

Library of the Museum

OF

COMPARATIVE ZOÖLOGY,

AT HARVARD COLLEGE, CAMBRIDGE, MASS.

Founded by private subscription, in 1861.

~~~~~  
A. Agassiz

No. 5736<sup>a</sup>

May 1. 1873





ILLUSTRATIONS  
OF  
LIBRARY  
BRITISH ENTOMOLOGY ;  
CAMBRIDGE 1878

OR, A

Synopsis of Indigenous Insects :

CONTAINING

THEIR GENERIC AND SPECIFIC DISTINCTIONS ;

WITH

AN ACCOUNT OF THEIR METAMORPHOSES, TIMES OF  
APPEARANCE, LOCALITIES, FOOD, AND ECONOMY,  
AS FAR AS PRACTICABLE.

---

BY JAMES FRANCIS STEPHENS, F.L.S.

MEMBER OF THE ZOOLOGICAL SOCIETY, ETC.

---

EMBELLISHED WITH COLOURED FIGURES OF THE RARER AND  
MORE INTERESTING SPECIES.

---

MANDIBULATA.

VOL. V.

---

“ In his tam parvis tamque ferè nullis quæ ratio ! quanta vis ! quam inextricabilis  
perfectio ! ”—*Plin.*

“ Finis Creationis Telluris est gloria / DEI, ex opera Naturæ, per Hominem  
solum. ”—*Linné.*

---

LONDON :

PRINTED FOR THE AUTHOR ;

AND

PUBLISHED BY BALDWIN AND CRADOCK.

---

1832.

5

TO THE  
MEMBERS OF THE  
SOCIETY OF FRIENDS

ILLUSTRATIONS  
OF  
BRITISH ENTOMOLOGY.

---

COLEOPTERA.

Section VI.—HETEROMERA, *Latreille*.

*Tarsi* chiefly heteromerous ; that is, the four anterior five-jointed, the two posterior four-jointed : rarely pentamerous, or tetramerous. *Antennæ* generally 11-jointed, never laminated, or with a pectinated head : *palpi* four : *labrum* distinct in all : *mandibles* always horny ; their internal edge armed with one or two teeth, and generally furnished with a fleshy lobe : *maxillæ* crustaceous at the base, often with two lacinix, the external one largest, trigonate, or somewhat ovate : *mentum* crustaceous ; distinct from the *labium*, which is coriaceous and hairy.

THIS section of the Coleoptera is decidedly an artificial one, but, from the poverty of this country with regard to the groups, it is utterly impossible to arrange them agreeably to their affinities, the chasms being so numerous : the greater portion of the species are of dull and sombre colours, those of the three first families usually black or obscure shades of brown, rarely with metallic tinges ; but amongst some of the typical families are several insects of gay and lively hues, frequently somewhat brilliantly metallic. These insects are generally found upon flowers or in hedges, while the former are most frequently observed in damp, close, or sandy places, and are usually concealed by day ; others again are of plain but rather lively colouring, and in general frequent rotten wood, upon which their larvæ subsist : these last, as may be expected in such a heterogeneous group, are considerably diversified in structure, and differ much in habit, and will be more particularly pointed out hereafter.

The indigenous families may be thus cursorily discriminated :—

*Tarsi* postici articulis quatuor.

*Caput* haud cordatum; thoraci postice intrusum.

*Elytra* connata, subtus ad latera inflexa: . . . 57. BLAPSIDÆ.  
aut libera, sub abdomine non inflexa.

*Tarsi* articulis simplicibus.

*Antennæ* sensim extrorsum crassiores: . . . 56. TENEBRIONIDÆ.  
filiformes: . . . 58. HELOPIDÆ.

omnes articulo penultimo bifido.

*Antennæ* breviores, vix thorace longiores: . . . 59. MELANDRYIDÆ.  
elongatæ, corpore fere longiores (*tarsi* omnes  
rarissimè articulis quinque): . . . 61. ŒDEMERIDÆ.

*Caput* subcordatum, penitus exsertum.

*Tarsi* omnes articulo penultimo bifido.

*Antennæ* serratæ, aut pectinatæ: . . . 62. PYROCHROIDÆ.  
simplices: . . . 64. NOTOXIDÆ.

*Tarsi* postici articulis indivisis.

*Ungues* simplices: . . . 60. MORDELLIDÆ.  
apice bifidæ: . . . 63. CANTHARIDÆ.

*Tarsi* omnes articulis quinque: . . . 65. SCYDMENIDÆ.

#### FAMILY LVI.—TENEBRIONIDÆ, *Leach.*

*Mandibles* bifid at their extremities: *maxilla* generally unguiculated: *mentum* small, not broader than long: *labium* coriaceous, generally porrected beyond the *mentum*; *labial palpi* mostly very short, with the terminal joint thickened and obtuse. *Antennæ* moniliform, or distinctly increasing in thickness to the apex, sometimes perfoliated, or serrated: *head* more or less triangular, without a contraction behind at its junction with the thorax, into which it is usually inserted up to the eyes: *body* elongate, or oval, sometimes gibbous: *elytra* mostly free, rarely united: *legs* short; *tarsi* with entire joints.

The insects of this family are most frequently of black or obscure colours, and often destitute of wings, or have those organs so much abbreviated as to be useless for flight: the greater portion of the species frequent cellars and other dark places, or beneath stones in sandy districts, and shun the light: others, which are, as usual, of more lively colours, are found beneath the bark of trees or in fungi; all subsist upon vegetable substances, or upon decomposed animal matter.

*Antennæ* moniliformes, haud perfoliatæ aut serratæ.

*Corpus* elongatum; angustum.

*Antennæ* filiformes: . . . 425. TENEBRIO.

clavatæ,

articulo 3-tio breve: . . . 426. STENE.

elongato,

4-to subæquale . . . 427. ULOMA.

multo longiore . . . 428. ALPHITOBIVS.



*Corpus ovale, aut ovatum.*

*Antennæ filiformes.*

*Elytra connata. Apteri.*

*Antennæ art<sup>3</sup>. apicalibus longioribus quam latioribus :* 435. PEDINUS.

latioribus quam longioribus : 436. PHYLAN.

*Elytra libera. Alati :* . . . . . 437. CRYPTICUS.

*Antennæ extrorsum crassiores.*

*Elytra connata. Apteri :* . . . . . 434. HELIOPHILUS.

*libera. Alati.*

*Tibiæ simplices, antici dilatati :* . . . . . 433. OPATRUM.

omnes conformes : . . . . . 429. ALPHITOPHAGUS.

*Antennæ perfoliata, aut serrata, haud moniliformes.*

*Corpus ovale, aut obiculare.*

*Antennæ haud serrata.*

*Tibiæ antici simplices :* . . . . . 430. DIAPERIS.

triangulares, spinosi : . . . . . 431. PHALERIA.

*Antennæ serrata :* . . . . . 432. BOLITOPHAGUS.

*Corpus elongatum ; angustum.*

*Antennæ utrinque serrata :* . . . . . 434. HYPOPHLEUS.

crassæ, clavâ pilosâ : . . . . . 423. SARROTRIUM.

### GENUS CCCCXXIII.—SARROTRIUM, Illiger.

*Antennæ* short, thick ; 10-jointed, the three basal joints rather slender, the second and third being semiglobose, the remainder forming a suboval-fusiform, slightly compressed and curved club, of which the six basal joints are transverse, very short in proportion to their length, lentiform, and furnished with elongate pile and hairs, the terminal joint subglobose, with the base truncate. *Palpi* four, short, unequal ; the maxillary with the terminal joint rather thickened, ovate, obtuse : *maxillæ* membranaceous at the apex, bifid : *mandibles* acutely bidentate : *labium* exerted, entire : *body* elongate-quadrangle, sublinear : *head* and *thorax* quadrate : *elytra* elongate, sublinear, with the apex rounded : *legs* short, stout ; *tibiæ* subcylindric, armed with very short spurs ; *tarsi* short, quadriarticulate.

The singularly constructed pilose 10-jointed antennæ of this extraordinary genus, united to its quadriarticulate tarsi, and elongate, narrowed, body, at once point out the distinctions of this genus from its allies.

Sp. 1. muticum. *Nigrum, opacum, thorace foveolato, elytris punctato-striatis, interstitiis alternis elevatis.* (Long. corp.  $1\frac{1}{2}$ — $1\frac{3}{4}$  lin.)

Hi. mutica. Linné.—Sa. muticum. Steph. Catal. 241. No. 2411.—Curtis, vii. pl. 314.

Black, opaque : head unequal, rugose-punctate : thorax subquadrate, with the anterior angles acute, the posterior obtuse, the lateral margins faintly

crenulated; the disc longitudinally elevated and foveolated: elytra very convex, each with three elevated lines, and nine striæ composed of punctures, each carina being separated by two striæ: legs, and two basal joints of antennæ, dull black; rest of antennæ deep velvety black.

Rare near London; frequenting sandy places: I have taken specimens on Hampstead-heath in April, where it has subsequently been captured by Mr. Ingpen: it has also occurred near Norwich and Burnham, in Norfolk; near Liverpool, and on Blackheath. "On Crwmllyn-burrows, sometimes very plentiful in summer."—*L. W. Dillwyn, Esq.* "Lowestoft, Suffolk, and near Bamborough Castle, Northumberland."—*W. C. Hewitson, Esq.*

GENUS CCCCXXIV.—HYPOPHLÆUS, *Fabricius*.

*Antennæ* 11-jointed, short, compressed, gradually thickening from the third joint, the fifth joint to the tenth perfoliate, compressed, semiglobose, with the apical angles acutely prominent, producing a serrated appearance; the terminal joint short, ovate. *Palpi* 4, unequal; the maxillary with the terminal joint large, ovate, acuminate: *mentum* short: *body* linear, glabrous: *head* prominent, large: *eyes* reniform: *thorax* elongate, quadrate, margined: *legs* short, stout; *tibiæ* distinctly increasing from the base to the apex, which is simple; *tarsi* heteromerous.

The short, 11-jointed, compressed antennæ of this genus, which are inserted on the lateral margins of the head, and are distinctly serrated on each side, with the elongate linear or cylindric body, elongate, or subquadrate, thorax, exclusively of other less evident characters, readily point out the distinctions of this genus, of which the species are found beneath the bark of trees.

†Sp. 1. castaneus. *Brunneo-castaneus nitidus, crebre punctatus, thorace elongato, elytris subtilitèr punctato-striatis.* (Long. corp. 2—2½ lin.)

Hy. castaneus. *Fabricius*.—*Steph. Catal.* 241. No. 2412.

*Chestnut-brown*, shining: head obscure castaneous, thickly punctured; mouth pale: eyes black: *thorax elongate*, linear, deep shining chestnut, and very thickly punctured: *elytra pale* shining castaneous, rather faintly punctate-striate, with fainter punctures in rows between the striæ: legs pale rufo-testaceous: antennæ dull chestnut.

The only examples I have seen of this species were captured "beneath the bark of an elm near Plymouth."—*Dr. Leach*, who also obtained a specimen for Mr. Bydder.

Sp. 2. bicolor. *Rufo-testaceus, nitidus, thorace subquadrato, elytris subtilitèr vagè punctulatis nigris, basi rufo-testaceis.* (Long. corp.  $1\frac{1}{2}$ —2 lin.)

Hy. bicolor. *Fabricius.—Steph. Catal. 241. No. 2413.*

Shining testaceous-red, finely punctured: thorax subquadrate pale rufo-testaceous: *elytra* convex-cylindric, thickly and unequally punctulate, deep shining black; with the base broadly rufo-testaceous: body beneath deep chestnut-red, with the apex pitchy-black: legs and antennæ rufo-testaceous.

This insect has of late years been frequently captured in the vicinity of London in June; especially in Kensington Gardens. “Sydenham woods.”—*Mr. Ingall.* “Under bark of dead elms, Kensington Gardens.”—*Mr. Ingpen.* “South Creek.”—*Rev. T. Skrimshire.*

Sp. 3. depressus. *Rufo-ferrugineus nitidus immaculatus, depressior, thorace breviori subquadrato, elytris punctato-striatis.* (Long. corp.  $1\frac{1}{2}$  lin.)

Hy. depressus. *Fabricius.—Steph. Catal. 241. No. 2414.*

Rufo-ferruginous, shining, immaculate, somewhat depressed: thorax rather short, subquadrate, subemarginate anteriorly, and thickly punctured: *elytra* with the apex obtusely rounded, rather shorter than the body, the disc somewhat depressed, faintly but regularly punctate-striate, the interstices scarcely punctured: legs pale testaceous: antennæ dusky-ferruginous.

Occasionally found within the metropolitan district; in Copenhagen fields and other parts about June. “Under the bark of an oak (near Swansea).”—*L. W. Dillwyn, Esq.* “Elms in Gray’s Inn gardens.”—*Mr. Ingpen.*

#### GENUS CCCCXXV.—TENEBRIO *Auctorum.*

*Antennæ* filiform, naked, 11-jointed, basal joint ovate, second small, third elongate, fourth also elongate, but shorter than the third, two following pear-shaped, three following transverse, cup-shaped, terminal one globose. *Palpi* 4, unequal; maxillary with the terminal joint incrassate, obscurely dolabriform: *mentum* obtrigonal-truncate: *head* suborbiculate-triangular: *thorax* subquadrate, slightly narrowed before, and nearly or quite as broad at the base as the *elytra*; these last elongate, striated: *body* elongate: *wings* ample: *legs* slender; anterior *femora* incrassate; anterior *tibiæ* curved, all with minute spurs at the apex; *tarsi* with entire joints, heteromerous.

*Tenebrio* differs from its allies by its filiform antennæ, elongate, narrow body, slender legs, of which the anterior have the femora incrassate, and the tibiæ curved: the species reside chiefly in granaries, mills, bakehouses, &c., their larvæ subsisting upon bran, meal, flour, &c.,

both in a good and damaged condition : they are elongate, cylindric, scaly, and very smooth, with six short legs and an obscure proleg behind ; they are the favourite food of the nightingale while in captivity, and are called *meal-worms*.

Sp. 1. Molitor. *Nigro-piceus subnitidus, subtus rufo-ferrugineus, thorace subquadrato, clytris obsolete striato-punctatis, femoribus anticis brevibus.* (Long. corp. 5—8 lin.)

Te. Molitor. *Linné.—Samouelle, pl. 4. f. 1.—Steph. Catal. 242. No. 2415.*

*Pitchy-black*, slightly glossy, *beneath rufo-ferruginous* : head very thickly punctured, with the mouth and anterior margin pale rufo-piceous : *thorax subquadrate*, the lateral margin slightly rounded ; *the disc very thickly punctulate*, and with an oblique, oblong, impressed fovea towards the base on each side : *elytra* obsolete striated, the striæ obscurely punctured, and the interstices very finely punctured throughout : *legs* shining rufo-ferruginous, with the *anterior femora short*, compressed, the anterior tibia incurved and slightly ciliated beneath.

Immature specimens are rufo-piceous above, and pale ferruginous beneath.

The larva is of a pale ochreous colour.

Common in bakehouses, &c., within the metropolitan district, and in other parts of the country, during the spring months. “Swansea.”—*L. W. Dillwyn, Esq.* “York, &c.”—*W. C. Hewitson, Esq.* “Carlisle.”—*T. C. Heysham, Esq.* “Epping.”—*Mr. Doubleday.* “Weston.”—*Rev. A. H. Matthews.* “Very common at Ely.”—*Rev. L. Jenyns.*

Sp. 2. *laticollis.* *Niger, subnitidus, thoracis lateribus rotundato-dilatatis, discopunctato, elytris subprofundè punctato-striatis, femoribus anticis brevioribus subincrassatis.* (Long. corp. 6 lin.)

Te. *laticollis.* *Steph. Catal. 242. No. 2416.*

*Black*, slightly shining : head and *thorax* very thickly punctured, the latter with the sides considerably dilated and rounded, the disc with two foveæ, and the base on each side with two impressed lines : *elytra* moderately convex, rather deeply striate, the striæ punctured, and the interstices thickly but finely punctulated : body beneath *pitchy-black* : *legs* piceous : *anterior femora short*, slightly incrassated ; anterior tibiæ a little curved.

Allied to Te. *loripes*, but differs in not having the tibiæ flexuous.

Taken in London in April.

Sp. 3. *obscurus.* *Niger, opacus, confertissimè punctulatus, subtus piceus, elytris obsolete striato-punctatis, femoribus anticis longioribus subincrassatis.* (Long. corp. 5—8½ lin.)

Te. *obscurus.* *Fabricius.—Steph. Catal. 242. No. 2416.—Curtis, vii. pl. 331.*

*Black, opaque, very thickly punctulated*: head depressed, with the mouth and palpi rufo-piceous: *thorax* subquadrate, with an obsolete furrow in the middle, a transverse abbreviated line within the base, and an oblong fovea on each side near the base; *elytra* very *obsoletely striated*, the striæ very *obsoletely* punctured, but the interstices very thickly and distinctly punctured: legs black or rufo-piceous, with the *anterior femora* rather *elongate*, slightly thickened; the anterior tibiæ slender and bent, obscurely ciliated within.

Larva fuscuscent.

Although somewhat rare, this species has been found in various parts of the country, and occasionally in profusion, about April and May. “Dalston.”—*T. C. Heysham, Esq.* “Edinburgh and Carlisle.”—*Dr. Leach.*

#### GENUS CCCCXXVI.—STENE, *Kirby MSS.*

*Antennæ* short, compressed, clavate-capitate, the basal joints very short, capitulum triarticulate, its two first joints subperfoliate, truncate, the terminal large, obtuse. *Palpi* short, a little exerted, apical joint slightly incrassate: *head* exerted, large, rounded: *eyes* somewhat immersed, reniform: *thorax* quadrate, truncate at the base and apex: *body* linear, somewhat depressed: *wings* ample: *legs* moderate; anterior tibiæ a little dilated at the apex, and very finely crenate without.

The distinctly incrassated termination of the antennæ of this genus, with the brevity of its basal joints, and the bulk of the apical one, exclusively of the shortness of its palpi, the simplicity of the anterior legs, of which the outer edge of the tibiæ is crenate; added to the comparatively minute bulk of the species, sufficiently indicate the propriety of detaching *Stene* from *Tenebrio*, unless it be thought advisable (which I conceive it is not) to unite *Uloma*, *Phaleria*, and the following genus, under the old term *Tenebrio*, as lately suggested. How far the various species, included in the genera above alluded to, are truly aboriginal natives of this country, is perhaps questionable, as they all subsist upon the various preparations of corn, and consequently in an artificial state.

Sp. 1. ferruginea. *Rufo-ferruginea, capite thoraceque subtilitèr punctulatis, elytris tenuè punctato-striatis, interstitiis punctulatis.* (Long. corp.  $1\frac{1}{2}$ —2 lin.)

Te. ferruginea. *Fabricius.*—*Ste. ferruginea.* *Steph. Catal.* 242. No. 2418.

Rufo-ferruginous: eyes black: head and thorax thickly and finely punctured: elytra faintly punctate-striate, with the interstices thickly punctured: legs also ferruginous: antennæ obscure ferruginous, with the terminal joint paler.

Not common: taken occasionally in London, and I once caught a specimen flying in a garden at Hertford: I have also received specimens from Norfolk, captured, I believe, in Norwich. "Swaffham Bulbeck, once taken."—*Rev. L. Jenyns*.

GENUS CCCCXXVII.—*ULOMA*, *Megerle*.

*Antennæ* slightly thickened towards the apex, 11-jointed, the basal joint robust, elongate, second short, subglobose, third elongate, fourth scarcely shorter than the third, two following transverse; seventh and three following semi-globose, the apical one globose. *Palpi*, with the terminal joint, incassate, of the maxillary compressed, obtriginate: *labium* quadrate-cordate: *mandibles*, in the males, porrect, large, with the apex curved, acute, resembling horns: *head* suborbicular; *clypeus* in the males tuberculate: *thorax* transverse-quadrate: *body* elongate, somewhat depressed: *wings* ample: *legs* moderate; *femora* rather stoutest in the male; *tibiæ* slender, all similar, slightly thickening at the apex; *tarsi* short, simple, heteromerous.

The singularly curved and porrected mandibles of the males of this genus sufficiently distinguish the insects of that sex from the allied genera in this family, and both sexes may be known by the dissimilarity in the proportions of the articulations of the antennæ, as well as by the similarity of all the tibiæ, exclusively of other characters.

Sp. 1. *cornuta*. *Ferruginea, punctulata, oculis atris, thorace quadrato, postice paululum angustiore, angulis posticis prominulis, elytris punctato-striatis.* (Long. corp.  $1\frac{3}{4}$ — $2\frac{1}{4}$  lin.)

Tro. *cornuta*. *Fabricius*.—Ul. *cornuta*. *Steph. Catal.* 242. No. 2419.

*Ferruginous*, punctulated: eyes black: *thorax* quadrate, a little narrowed posteriorly, with the posterior angles prominent, and the hinder margin with an impression on each side: *elytra* punctate-striate. Male with the mandibles porrect, large, recurved at the apex, acute, and resembling horns, the margins of the clypeus dilated, and two short horns on the crown.

Taken in Norwich, and occasionally in flour in bakehouses in London.

Sp. 2. *læviuscula*. *Ferrugineo-ochracea, nitida, punctulata, oculis atris, thorace subquadrato, elytris punctato-striatis.* (Long. corp.  $1\frac{1}{2}$  lin.)

Ul. *læviuscula*. *Wilkin MSS.*—*Curtis*, fo. 363.

"*Ferruginous-ochre*; shining, minutely punctured: eyes black: mandibles forming two porrected and incurved horns, with two tubercles at the base

of the head, and a deep channel across the crown: *thorax subquadrate*: elytra with 10 punctured striæ on each, the first abbreviated."—Curtis, l. c.

Found in London amongst flour; probably a mere variety of the foregoing.

### GENUS CCCCXXVIII.—ALPHITOBIVS *mihî*.

*Antennæ* short, robust, slightly clavate, 11-jointed, basal joint thick, curved, slender at the base, second minute, third as long as the two following united, which, with the sixth, are transverse, four following also transverse, produced within, apical one globose. *Palpi* maxillary, with the terminal joint incrassate and obliquely truncate: *mentum* subquadrate: *head* semicircular, *clypeus* margined: *thorax* transverse: *body* elongate-ovate; *wings* ample: *legs* short; *femora* robust; anterior tibiæ slightly dilated, and finely serrated externally; *tarsi* heteromerous, with simple joints.

This genus differs from *Uloma*, not only by the diversity in the structure and proportions of the articulations of the antennæ, but by the general dissimilarity of the external form and colouring; and the sexes closely resemble each other, which, in *Uloma*, is not the case.

Sp. 1. *picipes*. *Piceo-niger, subtus, ore, antennis pedibusque ferrugineo-castaneis, thoracis lateribus medio dilatatis.* (Long. corp.  $2\frac{1}{2}$  lin.)

Te. Fagi. Panzer?—Ap. *picipes*. *Steph. Catal. 243. No. 2425.*—Ul. Fagi. *Curtis, viii. pl. 363.*

Above shining, *pitchy-black*, sometimes inclining to castaneous, thickly and finely punctured: head with a transverse impression at the base of the clypeus, which is entire: *thorax subquadrate*, with the *lateral margins* sometimes *dilated in the middle*: elytra depressed, rather delicately punctate-

†Sp. 2. *mauritanicus*. *Piceo-niger, subtus, ore, antennis pedibus, clypeo anticè thoracisque angulis anticis piceis, thorace antice angustiori.* (Long. corp. 3 lin.)

Te. *mauritanica*. *Fabricius. S. E. i. 149.*—Ul. *mauritanica*. *Curtis, fo. 363.*

Above shining *pitchy-black*, minutely but somewhat sparingly punctured: head with a transverse impression at the base of the clypeus, *thorax subquadrate, narrowed anteriorly*: elytra rather deeply punctate-striated: body beneath, mouth, antennæ, legs, clypeus in front and anterior angles of the thorax, and sometimes the apex of the elytra *pitchy-castaneous*; occasionally atropiceous.

This species has also been captured in London and its vicinity, in repositories of flour and meal.

striate: body beneath, mouth, antennæ, and legs, ferrugineo-castaneous, or piceous.

In immature specimens the margins of the thorax are slightly castaneous.

Found in bakehouses amongst flour in London; not common; it has also been captured beneath turf in Copenhagen-fields.

#### GENUS CCCCXXIX.—ALPHITOPHAGUS *mih*i.

*Antennæ* slightly elongate, and a little increasing in stoutness to the apex, 11-jointed, basal joint robust, second minute, third and fourth of nearly equal length, slightly elongate, fifth and sixth also equal, stouter and somewhat cup-shaped; four following subquadrate, a little produced within, and thickened at the apex, terminal subglobose, largest. *Palpi* short, with the terminal joint slightly thickened, somewhat triangular: *mentum* subcordate: *head* suborbiculate: *thorax* transverse, rounded in front, convex: *body* oval, convex; *elytra* free; *wings* ample: *legs* slender; *tibiæ* simple, all similar; *tarsi* heteromerous, with entire joints.

This genus evidently belongs to the true Tenebrionidæ, yet notwithstanding it bears considerable resemblance to *Diaperis* in colouring and general habit, though the structure of its antennæ, &c. is greatly different. It is the last genus of the family that appears to subsist upon farinaceous substances, and the same doubt consequently hangs over its native origin as on the preceding species of the family; from all of which the great convexity of the body, and semicircular anterior edge of the thorax, will at once distinguish it, exclusively of other characters.


Sp. 1. quadripustulatus. PLATE XXIV. f. 1.—*Ferrugineo-castaneus, nitidis, thorace maculâ anticâ, elytris suturâ fasciisque duabus atris.* (Long. corp.  $1\frac{1}{4}$ — $1\frac{3}{4}$  lin.)

Alphitophagus 4-pustulatus. *Davis* (. MSS.

Ferruginous-chestnut, or testaceous, shining; head obscurely punctured, the vertex sometimes black or pitchy: thorax with the lateral and anterior margins rounded, the disc finely punctured, generally with a small black patch in front, but sometimes nearly entirely piceous: elytra punctate-striate, with the suture and two fasciæ black, the anterior fascia before the middle, the posterior behind, the latter sometimes occupying the entire apex, with a pair of minute testaceous spots: legs and body beneath, as well as the antennæ, rufo-testaceous.

Of this insect I received a pair some time since from Mr. Davis, who bred them from flour. I have since obtained a fine and variable





W. G. Wood

W. G. Wood



series from my friend C. C. Babington, Esq. who finds them "in the decayed floor of a malt-house at Cambridge in abundance."

GENUS CCCCXXX.—DIAPERIS, *Geoffroy*.

*Antennæ* short, compressed, 11-jointed, three basal joints slender, the fourth to the tenth broad, transverse, perfoliate, the eleventh suborbicular-ovate. *Palpi* subfiliform, the terminal joint of the maxillary elongate, subfusiform, or obtrigonal, sometimes oval, truncated obliquely: *mandibles* slightly bifid at the apex: *mentum* suborbicular: *head* small, deflexed, rounded: *thorax* transverse, convex, narrowed anteriorly, produced in the middle behind: *body* glabrous, convex, somewhat hemispherical: *wings* ample: *legs* elongate, compressed; *tibiæ* with small spurs at the apex, the posterior serrated externally; *tarsi* heteromorous, with simple joints.

The peculiar structure of the antennæ of *Diaperis* will readily enable the student to discriminate it from the other genera of this family, to which in habit it is but slightly allied; in fact, it may perhaps with propriety form the type of a distinct family, its general structure being manifestly unlike that of the typical *Tenebrionidæ*; and the dissimilarity of the contents of the genus is another remarkable feature; in the two first species the terminal joint of the maxillary palpi is elongated, and in the others short, obtrigonal in *D. violacea*, and truncate in the remaining species, each section being also distinguished by dissimilarity of colouring: in fact, they probably form the types of three subgenera.

Sp. 1. Boleti. *Gibba ovata, nigra nitida, elytris fasciis duabus undulato-dentatis, maculæ apicis flavis.* (Long. corp. 3—4 lin.)

Ch. Boleti. *Liné.*—Di. Boleti. *Steph. Catal.* 242. No. 2420.—*Curtis*, viii. pl. 358.

*Gibbous*, ovate, shining black: mouth piceous: front depressed, punctured: thorax slightly produced in the middle behind, the disc convex, finely punctured and immaculate: *elytra* somewhat acuminate at the apex, the disc finely punctate-striate, with the interstices sparingly punctured; black, with a broad yellow fascia at the base, sinuate-dentate behind, a second narrower one in the middle, not touching the suture, and a small triangular spot of similar hue within the apex: antennæ and legs black: tarsi rufo-piceous.

Slightly variable in the breadth of the yellow fasciæ on the elytra; the medial one is sometimes interrupted; and the spot at the apex wanting.

This rare species has been occasionally met with in abundance. Mr. Kirby told me that he once found a considerable number on a

boletus near Barham; and I possess a fine series from a quantity which occurred near Hastings. "Dalston-hall wood."—*T. C. Heysham, Esq.*

Sp. 3. violacea. *Oblonga-ovata, convexa, nigro-violacea, ore, antennarum apice tarsisque piceo-ferrugineis.* (Long. corp. 3—3½ lin.)

Di. violacea. *Fabricius.*—*Steph. Catal.* 242. No. 2421.

Oblong-ovate, convex; deep shining violet-black; forehead finely punctured: thorax subemarginate anteriorly, a little widened posteriorly, with the base bisinuated; the disc finely punctured: elytra with the apex acuminate; the disc finely punctate-striate, with the interstices obsoletely punctate: body beneath pitchy-black: legs rusty-piceous: antennæ pitchy-black, with the base and apex paler.

Taken beneath the bark of trees in the New Forest; one of my specimens I obtained from Mr. Dale.

Sp. 4. ænea. *Ovata, supra fusco-ænea, subtus piceo ferruginea, antennarum basi pedibusque rufo-piceis.* (Long. corp. 2½ lin.)

Di. ænea. *Paykul.*—*Steph. Catal.* 242. No. 2422.

Ovate, above fuscous-brass, beneath pitchy-ferruginous: head ferruginous, front flat, finely punctured: thorax deeply emarginated in front, the angles produced; the base subtruncate: disc moderately convex, polished shining brassy-fuscous, with the lateral margins rufo-ferruginous; or the disc sometimes entirely of the last colour: elytra fuscous-brass, finely punctate-striate, the interstices scarcely punctulated: body beneath rufo-ferruginous: legs pale rufo-piceous: antennæ pitchy-black: with the base rufo-piceous.

Not common, but taken in very distant parts. I have twice captured it at Ripley, once in July, 1827, in the stump of an old tree: it has also occurred in Kensington Gardens, near Bexley, Leeds, Halifax, and Swansea. "Netley."—*Rev. F. W. Hope.*

Sp. 5. ahenea. *Oblongo-ovata, nigro-ænea, nitida, subtus rufo-picea, antennæ pedibusque piceis.* (Long. corp. 1¼—2 lin.)

Ch. ahenea. *Marsham.*—Di. ahenea. *Steph. Catal.* 242. No. 2423.

†Sp. 2. Hydin. *Atra elytris rufis, puncto suturâ fuscâque atris.* (Long. corp. 3½ lin.)

Di. Hydin. *Fabricius.*—*Wilkin. Cat. (!)*—*Steph. Catal.* 414. No. 2420.\* note.

Shining black: elytra punctate-striate, rufous, with a spot before the middle, a fascia behind, extending to the outer margin, and the suture black.

Given as a British species in Wilkins' Catalogue, but erroneously.

Oblong-ovate, *brassy-black*, beneath *rufo-piceous*, shining: head *piceous*: *thorax slightly emarginate in front*, the disc finely punctured: *elytra* rather *deeply punctate-striate*, the interstices distinctly punctured: legs and antennæ *piceous*.

I have a pair of this insect—which is apparently very distinct from the foregoing—one of which is the original Marshamian specimen; the other was taken in Bewdley Forest, and given to me by Mr. Raddon.

GENUS CCCCXXXI.—PHALERIA, *Latreille*.

*Antennæ* short, slightly increasing to the apex, 11-jointed, the four basal joints rather slender, the basal longer than the third, the second and fourth nearly equal, the remainder perfoliated, the fifth and sixth transverse, lenticular, the four following broader, compressed, terminal globose. *Palpi* unequal, maxillary with the terminal joint obtrigonal compressed: *mandibles* concealed beneath the *labrum*, the last emarginate: *head* suborbicular: *clypeus* entire: *thorax* transverse-quadrangle, slightly emarginate anteriorly: *body* ovate, convex: *elytra* free: *legs* stout; *tibiæ* elongate-trigonal, broadest at the apex, anterior somewhat triangular, spinous: *tarsi* short, simple, heteromerous.

Phaleria may be known from Diaperis, with which genus it agrees in having the antennæ perfoliated, and the body ovate, by the dilated anterior tibiæ, which are slightly spinous, and from Bolitophagus by not having the antennæ serrated or the sides of the thorax crenulated. The species frequent sandy regions on the coast; one alone has been ascertained by me to inhabit Britain; but whether the Phaleria livida of Latreille has been captured in the vicinity of Swansea, as suspected by Mr. Dillwyn, I am not sufficiently certain to introduce its description.

Sp. 1. *cadaverina*. *Pallide testacea, subnitida, elytris striatis maculâ abdomineque nigricantibus, tibiis anticis dilatatis.* (Long. corp.  $2\frac{1}{2}$ —3 lin.)

Te. *cadaverina*. *Fabricius*.—Ph. *cadaverina*. *Steph. Catal.* 242. No. 2424.

Oblong, pale testaceous, slightly shining: head finely punctured, sometimes dusky behind: thorax more glossy, also finely punctured, with a faint dorsal channel, and a fovea on each side at the base: *elytra* pale, simply striated, the disc generally with an irregular dusky or blackish patch, sometimes wanting: abdomen also blackish: antennæ and legs pale; anterior tibiæ dilated.

Found very abundantly on some parts of the coast of England, especially on the southern shore of the Isle of Wight; and on the

northern coast of Norfolk, "near Burnham."—*Rev. T. Skrimshire*.  
 "Not uncommon (near Swansca)."—*L. W. Dillwyn, Esq.*

GENUS CCCCXXXII.—*BOLITOPHAGUS*, *Fabricius*.

*Antennæ* curved, subclavate, 11-jointed, basal joint large, stout, elongate, second short, nodose, third long, obconic, two following short, also obconic, three following transverse produced within, ninth and tenth broader, perfoliated, subobtrigonal; terminal large rounded. *Palpi* unequal, filiform; maxillary, with the apical joint subovate-obtuse, labial acute: *labium* transverse, rounded: *head* orbiculate: *eyes* lunate: *thorax* transverse, emarginate anteriorly, with the lateral margins crenulate: *body* oval, convex above: *elytra* free; *wings* ample: *legs* stout; *tibiæ* slender, equal, simple; *tarsi* short, heteromerous.

The crenulated lateral margins of the thorax, curved serrated antennæ, and ovate obtuse body, at once point out the prominent distinctions of this genus from the others of this family.

Sp. 1. *Agricola*. *Fusco-piceus, opacus, convexus, antennis pedibusque rufo-ferrugineis, thoracis lateribus crenulatis, angulis posticis obtusis, elytris porcatis.* (Long. corp.  $1\frac{1}{2}$ — $1\frac{3}{4}$  lin.)

Bo. *Agricola*. *Fabricius*.—*Steph. Catal.* 243. No. 2426.

Pitchy-brown, opaque, convex: head thickly but finely reticulate-rugose: thorax with the anterior angles acuminate, the posterior obtuse, the disc very convex, thickly rugulose, the lateral margins crenulate: *elytra* very convex, each with eight elevated, acute, ridges; the intervals with a series of deep circular impressed points: legs and antennæ rufo-ferruginous.

Variable in colour, according to its state of maturity; either rufo-piceous, ferruginous, or pitchy-brown: one of these states is the *Bo. brunnea*.—*Steph. Catal. l. c.* No. 2427.

Frequently taken in the vicinity of the metropolis in May and June, chiefly in *Boleti*: it also occurs in several parts of the country. "Netley."—*Rev. F. W. Hope*. "In profusion in tree fungi, Kensington Gardens."—*Mr. Ingpen*.

GENUS CCCCXXXIII.—*OPATRUM*, *Fabricius*.

*Antennæ* short, robust, clavate, 11-jointed, basal curved, second minute, third elongate, subcylindric, a little thickened at the apex; the fourth to the seventh somewhat obscure, three following transverse, increasing in size, the eleventh suborbiculate. *Palpi* short, stout, unequal, the terminal joint of the maxillaries large obtrigonal; of the labial ovate-obtuse: *head* trans-

verse-ovate, narrower than the *thorax*, the latter transverse-subquadrate, deeply emarginate in front, with the lateral margins rounded, and sinuated behind, with the posterior angles acute, and closely applied to the base of the *elytra*; which last have the sides deflexed: *abdomen* elongate-quadrate: *wings* moderate: *tibiæ* with very short spurs, anterior trigonate: *tarsi* short, heteromerous.

Opatrum at first sight bears a remote affinity to Bolitophagus, but from that genus it may be recognised with facility by having the lateral margins of its thorax simple, and the antennæ distinctly clavate, and not serrated: from Heliophilus, Pedinus, and Phylan, it is known by having the elytra free, and in possessing wings, which, however, are rather abbreviated; and, unlike the former genus, the posterior margin of the thorax is closely applied its entire length to the base of the elytra.

Sp. 1. *sabulosum*. *Fusco-nigrum, opacum, thorace granulato, elytris lineis subelevatis tribus utrinque tuberculato-dentatis*. (Long. corp.  $3\frac{1}{2}$ —4 lin.)

Op. *sabulosum*. Linné.—Samouelle, *pl. 2. f. 8.*—Steph. *Catal. 243. No. 2428.*

Fuscous-black, or dull ashy, opaque: head rugose-punctate, deeply emarginate anteriorly: thorax rather narrowed in front, its anterior and posterior margins deeply emarginate, the hinder angles produced behind, and acuminate; the disc thickly granulate: *elytra* each with three elevated obtuse lines, each of which is furnished on both sides with small, somewhat polished approximating tubercles, and a row of smaller ones near the suture and towards the lateral margin: legs short; the *tibiæ* granulated, the anterior dilated at the apex: antennæ pitchy-black.

Extremely abundant early in the year in sandy and gravelly districts throughout the south of England. “In plenty at Southend in the spring.”—*Rev. J. W. Hope*. “Frostenden, Suffolk.”—*W. C. Hewitson, Esq.* “Near Liverpool.”—*Rev. A. H. Matthews*.

Sp. 2. *tibiale*. *Ovatum, convexum, nigrum subnitidum, elytris vagè punctatis subrugosis, tibiis anticis compresso-triangularibus dentatis*. (Long. corp.  $1\frac{1}{2}$ —2 lin.)

Op. *tibiale*. Fabricius.—Steph. *Catal. 243. No. 2429.*—Curtis, *v. pl. 319.*

Ovate, obtuse, convex, black, slightly shining: head slightly emarginate anteriorly: thorax very short, somewhat curved in front, the lateral margins rounded and dilated before the middle, the base a little sinuated; the disc very convex, thickly punctured, with three distinct slightly glossy tubercles, two anterior and one posterior, and two smaller ones; and on each side of the base an oblique oblong fovea: *elytra* thickly, though finely

punctured, with irregular transverse wrinkles and foveæ, and two obsolete abbreviated ridges on each: legs piceous; the anterior tibiæ very much dilated at the apex, triangular, tridentate without.

Much less abundant than the last, especially in the neighbourhood of the metropolis, where it is but rarely taken; though in some parts of the country it appears in profusion. "Very common on the sand hills (near Swansea)."—*L. W. Dillwyn, Esq.* "Lowestoft, Suffolk."—*W. C. Hewitson, Esq.* "Near Liverpool."—*Rev. A. H. Matthews.*

#### GENUS CCCCXXXIV.—*HELICPHILUS, De Jean.*

*Antennæ* moderate, a little thickened at the apex, 11-jointed, basal joint slightly robust; second short, subquadrate; third elongate, subcylindric; fourth also subcylindric, rather shorter than the third; fifth, sixth, and seventh, subnodose; eighth, ninth, and tenth, suborbiculate transverse; eleventh suborbiculate. *Palpi* (wanting in the only specimen I have seen): *head* subquadrate; *clypeus* deeply emarginate in front: *eyes* small, remote from the margin; *thorax* transverse, deeply emarginate in front, with the anterior angles acute, lateral margins rounded, with the posterior angles obliquely cut off, hinder margin straight: *body* convex: *elytra* united: *wings* none: *legs* stout: *tibiæ* compressed, triangular, with short spurs, anterior slightly dilated, simple: *tarsi* short, simple, heteromerous.

Exclusively of the diversity in the structure of the antennæ of this genus, the great dissimilarity of the form of its thorax sufficiently removes it from *Opatrum*, which last genus has the posterior angles of the thorax produced backwards to the base of the elytra, which they firmly embrace; while in the present genus they are obliquely truncate, with the hinder margin straight, so as to present a space between that part and the abdomen, as in the *Scaritidæ*.

Sp. 1. *obsoletus*. PLATE XXIV. f. 2.—*Ater, subnitidus, capite thoracque punctatis, elytris tenuè striatis striis punctatis, interstitiis obsolete rugosis.* (Long. corp. 5 lin.)

Te. *obsoletus*. *Marsham.* N. G. *obsoletus*.—*Steph. Catal.* 243. No. 2431.

*Black*, slightly shining: head and thorax very thickly and finely punctured throughout: elytra rather faintly striate, the striæ punctate, the interstices obsoletely rugose: body beneath rather thickly punctured.

One specimen only is known of this insect, which I obtained from the Marshamian Collection, and which appears to have been captured on the coast of Suffolk.



Sp. 2. Marshami. *Supra niger subnitidus, infra nigro-piceus, antennis pedibusque rufo-piceis, thorace posticè bisinuato.* (Long. corp. 2 lin.)

N. G. Marshami. *Steph. Catal.* 243. No. 2430.

Black, somewhat opaque, very convex: beneath pitchy-black: head and thorax very obsolete and sparingly punctulate: clypeus anteriorly castaneous, and emarginate: elytra rather faintly striate, the striæ subpunctate, the interstices smooth: thorax ample, with the hinder margins deeply notched on each side near the posterior angles, which are acute: legs pitchy-red; antennæ the same, but of a paler hue.

Of this odd insect, which evidently belongs to an uncharacterized genus, I have as yet seen only a single imperfect example, which I obtained from the Marshamian Collection, in which it was placed as an *Opatrum*, with which genus it is decidedly but little allied.

#### GENUS CCCCXXXV.—PEDINUS, Latreille.

*Antennæ* filiform, 11-jointed, basal joint robust, second small, third slightly longer than the fourth, which is nearly equal to the fifth, sixth and seventh obconic, three following turbinate-subglobose, longer than broad; terminal orbicular. *Palpi* maxillary short, with the apical joint simple: *labrum* narrow, emarginate, placed in a circular notch in the anterior edge of the *clypeus*: *head* subquadrate, with the angles rounded: *thorax* ample, transverse, emarginate in front, with the anterior angles acute; the lateral margins dilated and rounded, the hinder angles not abruptly narrowed: *body* short, ovate; *elytra* rather narrower than the thorax, united: *femora* stout, posterior with a groove within; anterior *tibiæ* broad, triangular, notched at the apex, intermediate also broad, posterior longer and more slender; *tarsi* rather short, heteromerous, anterior dilated in the male.

The true genus *Pedinus* may be recognised by having the clypeus cut out in a semicircle, in which the labrum is inserted, added to the structure of the terminal joints of the antennæ, the form of the thorax, and of the posterior femora.

Sp. 1. femoralis. *Ater, subnitidulus, punctulatus, elytris tenuè punctato-striatis, striis per paria approximatis, antennarum apice, tarsisque piceis.* (Long. corp.  $4\frac{1}{2}$  lin.)

Pe. femoralis. *Latreille, G.* ii. 165.—♂. Bl. femoralis. *Fabr. S. E.* i. 143.—*Panz. F.* xxxix. f. 5.—♀. Te. femoralis. *Linn. S. N.* ii. 160.—*Panz. F.* xxxix. f. 6.—Bl. laticollis. *Herbst, Col.* viii. 191. pl. 129. f. 3.—Bl. dermestoides. *Fabr. S. E.* i. 142.—Te. gemellatus. *Fourcroy, E. P.* i. 157.

Black, slightly shining, punctulated: thorax with an obscure fovea on each of the posterior angles: scutellum broad: elytra delicately punctate-striate,

the striæ somewhat approximating in pairs: legs black, posterior femora curved, grooved beneath: tarsi piceous; anterior in the male dilated; posterior and anterior femora in the same sex with the inner margin hirsute: apex of the antennæ piceous.

This rare insect has been captured in June near Deal.

GENUS CCCCXXXVI.—PHYLAN, *Megerle*.

*Antennæ* short, subfiliform, 11-jointed, third joint the longest, the remainder short, of nearly equal length; the terminal ones transverse, or broader than long, the apical joint itself longest, suborbicular. *Palpi maxillary* with the terminal joint large, triangular: *clypeus* emarginate: *labrum* transverse, notched, inserted in the clypeal notch: *head* large, depressed, subquadrate: *eyes* lunate: *thorax* short, transverse, the base slightly curved, with the hinder angles acute, prominent: *elytra* united: *wings* wanting: *legs* stout; *tibiæ* simple; anterior broad trigonate, truncate at the apex: *tarsi* short, heteromerous; anterior dilated in the males.

Phylan has the body more depressed and longer than *Pedinus*, the antennæ are of dissimilar structure and proportions, the terminal articulations being broader than long, and the form of the palpi is also different; the apex of the anterior tibiæ is simply truncate, and not emarginate; the posterior tarsi are shorter than the tibiæ; and the prevailing habit of the insect points out its distinction from *Pedinus*, with which genus it has hitherto been confounded in this country.

Sp. 1. gibbus. *Niger, subnitidus, elytris punctato-striatis, interstitiis alternis elevatioribus.* (Long. corp.  $3\frac{1}{4}$ —4 lin.)

Op. gibbum. *Fabricius, S. E. i. 116.*—Te. pilipes. *Herbst, Col. vii. 260. pl. 112. f. 3.*—Ped. maritimus. *Leach, E. E. ix. 102.*—*Samouelle, 192. pl. 4. f. 2.*—Ped. femoralis. *Steph. Catal. 243. No. 2432. ex. synonym.*—Ped. gibbium. *Curtis's Guide, 255-1.*—♂. Ten. gemellatus. *Marsham, i. 475.*—♀. Ten. arenosus. *Marsham, i. 475.*

Black, slightly glossy: head and thorax finely and thickly punctulated, the punctures somewhat elongate on the sides of the latter, which are dilated before the middle, and are rather suddenly attenuated posteriorly, with the angles acute: elytra punctate-striate, with the interstices rugulose and very finely punctulate, the alternate ones somewhat obtusely elevated: legs black. Male with the intermediate and posterior tibiæ, and base of the posterior femora, ciliated with fulvous hairs, and the anterior tarsi dilated, fulvous beneath.

Not uncommon on several of the coasts of Great Britain, during

the summer. "Southend."—*Rev. F. W. Hope*. "Very common on the sand hills about Swansea, and at Tenby also."—*L. W. Dillwyn, Esq.* "Lowestoft."—*W. C. Hewitson, Esq.* "Weston."—*Rev. A. H. Matthews*. "Gawdy Hall, Norfolk."—*Rev. W. Whitear*.

GENUS CCCXXXVII.—CRYPTICUS, *Latreille*.

*Antennæ* filiform, 11-jointed, the three basal joints rather slender, the second shortest, the third elongate, the remainder subobconic, with the penultimate joints turbinate, and the apical one ovoid. *Palpi* maxillary prominent, with the terminal joint, especially in the males, large, securiform: *labrum* broad, entire: *clypeus* also entire: *head* small, rounded: *eyes* reniform: *thorax* ample, transverse, broader than the elytra in the middle, the angles obtuse: *elytra* free; *wings* ample: *legs* moderate; *tibiæ* simple, anterior narrow, not triangular: *tarsi* heteromerous, elongate posterior longer than the tibiæ; anterior not dilated in the males.

From Phylan, *Crypticus* differs not only by the dissimilarity of the structure of the antennæ and palpi, and the general habit of the insects, but by having the elytra free, and in being furnished with ample wings; the tarsi are elongate and slender, the posterior being longer than the tibiæ, and the anterior are scarcely, or not at all, dilated in the males.

Sp. 1. *quisquilius*. *Niger, subnitidus, subtilissimè punctulatus, ore antennæ tarsisque piceo-ferrugineis.* (Long. corp. 2—3¼ lin.)

Te. *quisquilius*. *Linné?*—Cr. glaber. *Steph. Catal.* 243. No. 2433.

Black, slightly shining, and very finely punctured; mouth and palpi piceous: thorax broader in the middle than the elytra, to which their posterior angles, which are obtuse, are closely applied: elytra slightly attenuated towards the apex, which is rounded; obsolete punctured, the punctures in some places placed somewhat in striæ: legs piceous: tarsi and antennæ sometimes ferruginous.

The male, which is Cr. stygius, *Syst. Catal.* 2434, is smaller, has the thorax rather broader in proportion than the elytra, and the terminal joint of the maxillary palpi is larger.

This species frequents sandy places, but it appears to be more abundant inland than on the coasts, where it occurs in the summer. "Devil's Ditch."—*Revs. L. Jenyns and J. Bulwer*.

GENUS CCCXXXVIII.—MISOLAMPUS, *Latreille*.

*Antennæ* thickened towards the apex, third and fourth joints elongate, equal, cylindrical, three following short, obconic cylindrical, the three next a little

## FAMILY LVII.—BLAPSIDÆ, Latreille.

*Mandibles* bifid at the apex: *maxillæ* unguiculated: *mentum* small, broader than long: *labium* porrected; its *palpi* short, with the terminal joint large. *Antennæ* subfiliform, 11-jointed: *head* small, deeply inserted in the thorax; without any posterior contraction: *body* elongate: *elytra* ample, connate, inflexed over the sides of the abdomen: *legs* long, or moderate; *tarsi* with entire joints, similar in both sexes, heteromerous.

Of this family, which consists of two reputed indigenous genera only, as hereunder briefly distinguished, the species are of dull, obscure, colours, as in the typical Tenebrionidæ. They reside in close, dark, and dampish places, subsisting upon vegetable matter, and shunning the light; they are very inactive, and they produce a very unpleasant smell.

*Antennæ* extrorsum sensim crassiores, art<sup>o</sup>. ult<sup>o</sup>. ovato: . 433. MISOLAMPUS.  
 filiformes, art<sup>o</sup>. ult. globoso ovato, apice acuto: . 439. BLAPS.

## GENUS CCCCXXXIX.—BLAPS, Fabricius.

*Antennæ* filiform, slender, second joint very short, third elongate, subcylindric, four following generally obconic, three next globose, the terminal one globose-ovate, acute at the tip. *Palpi maxillary* with the apical joint compressed, obtriginate: *labrum* exerted, rounded anteriorly: *mentum* transverse-ovate: *body* oblong-ovate, flat above; *head* small, rounded: *thorax* subquadrate: *elytra* with the apex mucronate: *abdomen* ovate: *legs* robust; *tibiæ* simple, with short spurs at the apex.

The inflected lateral margins of the connate, mucronated, elytra, which closely embrace the sides of the abdomen, and the large com-

stouter, subturbinate, the apical one larger, ovate. *Palpi maxillary* porrect, with the terminal joint securiform: *labrum* exerted, entire: *head* inflexed: *thorax* rather narrower than the elytra, subglobose: *elytra* united: *abdomen* subovate, rounded posteriorly: *legs* slender; *tibiæ* elongated, narrow.

†Sp. 1. *Pimelia*. *Thorace antice rotundato, niger elytris punctato-striatis, antennis apice rufis.*

Ne. *Pimelia*. *Fabricius (!)*—*Steph. Catal.* 414. No. 2434,\* *note.*

Black, elytra punctate-striate, apex of the antennæ rufous, thorax rounded anteriorly.

I have never seen a British specimen of this insect, of which Fabricius says, "Habitat in Anglia rarius."

pressed triangular apical joint of the palpi, are the most obvious points of distinction of the present genus from its allies.

‡Sp. 1. *gigas*. *Atra, subnitida, angustior, labro profundius emarginato, thorace cordato-quadrato, convexo, punctis obsoletissimis, elytris posticè mucro elongato.* (Long. corp. 17 lin.)

Te. *gigas*. *Linné*.—Bl. *gigas*. *Steph. Catal.* 244. No. 2437.

Elongate, narrow, black, slightly shining; labrum distinctly emarginate: head and thorax very finely punctulated, the latter cordate-quadrated, convex; elytra obsoletely punctured, slightly convex on the back, with the suture depressed posteriorly, the apex of each produced into an elongate mucro: legs rather long, stout: antennæ black, with the fourth and three following joints elongate, the remainder to the apex piceous.

One specimen of this gigantic species has been captured in the neighbourhood of Portsea, and is in the collection of J. H. Griesbach, Esq.; and a second was subsequently "taken near Yarmouth, by Mr. Paget."—*J. Sparshall, Esq.*

Sp. 2. *mortisaga*. *Atra, immaculata, thorace ferè quadrato, plano, punctulato, elytris lævibus, dorso planis subobsoletè punctulatis mucronatis.* (Long. corp. 8—11 lin.)

Te. *mortisaga*. *Linné*.—Bl. *mortisaga*. *Steph. Catal.* 244. No. 2535.

Length above twice its breadth, deep obscure black: head finely punctulated; labrum subemarginate: thorax nearly quadrated, flat above, very finely punctulated, and with an obsolete dorsal line: elytra smooth, obsoletely punctulated, and when viewed laterally apparently striated, the apex of each produced into a short furrowed mucro: legs elongate: antennæ black, with the fourth and three following joints a little elongate, the remainder globose, and rather piceous. Male smaller and narrower, with the process at the apex of the elytra longer.

Abundant in cellars, stables, &c. within the metropolitan district, also in vaults, &c. in churches, in the spring and summer. "York and Newcastle."—*W. C. Hewitson, Esq.* "In Ely Cathedral, very abundant."—*Rev. L. Jenyns*. "Swansea."—*L. W. Dillwyn, Esq.*

Sp. 3. *obtusa?* *Latiior, atra, immaculata, thorace latiore quam longiore manifestè punctato, elytris rugoso-punctatis, apice subcaudatis, pedibus antennisque brevioribus.* (Long. corp. 9—11½ lin.)

Bl. *obtusa*. *Fabricius?*—*Curtis*, iv. pl. 148.—*Steph. Catal.* 244. No. 2436.

Length scarcely twice its breadth, the latter considerable; deep immaculate black: head obsoletely punctulate: labrum scarcely emarginate: thorax

rather broader than long, slightly convex, with the sides rounded, distinctly punctured, with an obsolete dorsal line: *elytra* thickly rugose-punctate, with the apex obtuse, or but slightly produced: legs rather short, stout: antennæ also short, with all the joints from the third abbreviated, and somewhat moniliform. Male smaller, rather narrower, with a tuft of hair beneath at the base of the abdomen, the *elytra* more produced, and the legs rather longer.

Not common near London, but not unfrequent in houses and stables at Hertford in June. "Weston."—*Rev. A. H. Matthews*. "Houses in Cambridge."—*Rev. L. Jenyns*. "Near Brighton."—*S. Saunders, Esq.*

#### FAMILY LVIII.—HELOPIDÆ *miki*.

*Mandibles* bifid at the apex, or entire: *maxillæ* with two lacinia, not unguiculated: *mentum* generally small: *labium* elongate, membranaceous, deeply emarginated: *palpi* with the terminal joint elongate, and somewhat trigonal. *Antennæ* 11-jointed, filiform, with the articulations subcylindric, and sometimes produced on the inner margin: *head* small, ovoid, deeply inserted into the thorax, without any posterior contraction: *body* elongate: *elytra* ample, free: *wings* generally ample: *legs* long, rather slender, simple: *tarsi* with entire joints, anterior sometimes dilated in the males; heteromerous.

The insects of this family are of rather more lively hues than those of the foregoing; their *elytra* are free, and the species are generally provided with ample wings, excepting in the first genus, which has them abbreviated: in their larvæ state they are found in wood, or under the bark of trees, but many of them frequent umbelliferous flowers in their final state. The indigenous genera may be thus distinguished by the following simple characters:

*Mandibulæ* apice bifidæ, aut fissæ.

*Ungues* integres, haud denticulatæ: . . . . 440. HELOPS.  
denticulatæ.

*Corpus* latum, ovatum: . . . . 441. ERYX.

angustum, lineari-elongatum: . . . . 442. MYCETOCARUS.

*Mandibulæ* apice integres.

*Thorax* postice latior, semicircularis: . . . . 443. CISTELA.

angustior, subquadratus: . . . . 444. ALLECULA.

GENUS CCCCXL.—HELOPS, *Fabricius*.

*Antennæ* as long as the thorax, with the basal joints elongate-conic, or conic-cylindric, the terminal shorter, rounded or subglobose, with the last generally ovate or oval. *Palpi maxillary* with the apical joint large, securiform, compressed; *labial* with the terminal joint capitate-truncate: *mandibles* depressed, bifid at the apex: *mentum* transverse-quadrate, with a carina in the middle: *head* narrower than the *thorax*; the latter transverse, cordate-quadrate, or quadrate: *scutellum* distinct: *body* oblong-ovate: *elytra* generally elongate, sometimes acuminate at the apex: *wings* rudimentary or short: *legs* rather long; *tibiæ* slender; *tarsi* heteromerous, with the joints entire; the anterior and intermediate sometimes dilated and pilose in one sex: *claws* simple.

The two first species of this genus at first sight resemble the insects of the preceding family, but from them they may be at once known by having the elytra free, and not inflected over the sides of the abdomen, exclusively of other differences; and from the other genera of this family, their simple, unarmed claws, at once distinguish them. They reside either beneath the bark of decaying trees, especially in sandy situations, or are found beneath stones, &c.: the genus evidently requires division.

Sp. 1. *cæruleus*. *Supra nigro-cæruleus, infra niger, capite thoraceque confertissimè punctatis, elytris punctato-striatis, interstitiis punctatis.* (Long. corp. 8—10 lin.)

He. *cæruleus*. *Fabricius*.—*Steph. Catal. 244. No. 2438.*—He. *violaceus*. *Samouelle, pl. iv. f. 4.*

*Above blue-black, or violet, shining; beneath black: head rugose-punctate: thorax abruptly narrowed behind, the disc very thickly punctured, and the margins elevated: elytra obtuse at the apex, the disc punctate-striate, with the interstices thickly, but rather finely, punctured: legs black; with the tarsi beneath and apex of the antennæ piceous; the former simple in both sexes: wings rudimentary only.*

Not very common within the metropolitan district, where, however, it sometimes occurs in some plenty; I have taken it in my own garden at the Hermitage, and also at Darenth and in Epping Forest. “Not common (near Swansea).”—*L. W. Dillwyn, Esq.* “Bristol.”—*G. Waring, Esq.* “Canal reservoir, Carlisle.”—*T. C. Heysham, Esq.* “Aldborough, Suffolk.”—*W. C. Hewitson, Esq.*

Sp. 2. *lanipes*. *Supra nigro-æneus, punctulatus, infra niger, elytris punctato-striatis, apicibus productis, tarsis latè villosis.* (Long. corp. 7—9 lin.)

Tc. *lanipes*. *Linne.*—He. *lanipes*. *Steph. Catal. 244. No. 2439.*

Elongate, above brassy-black, or cupeous, beneath shining black: head and thorax very much punctured, the latter somewhat square, rounded on the sides, with the posterior angles straight: *elytra punctate-striated*, the interstices punctured; *the apex of each produced*: legs and antennæ brassy: the femora in the male stout, the anterior ovate; and the *four anterior tarsi* in the same sex with their intermediate joints very much *dilated*, and all furnished beneath with a dense woolly pile.

My specimens of this rare insect were captured in Cornwall by the late Mr. Cranch; others have been found “near Kingsbridge, Devon.”—*Dr. Leach*.

Sp. 3. pallidus. *Ochraceus, nitidus, subtilissimè punctulatus, oculis atris, thorace transverso, postice subangustato.* (Long. corp. 4—5 lin.)

He. pallidus. *Curtis, vi. pl. 298.*

“Pale ochraceous, shining, thickly and minutely punctured: antennæ darkest at the apex: eyes black: *thorax transverse*, rather narrowed behind, the basal margin ferruginous, and the angles rectangular: suture ferruginous: *elytra* with eight rather irregularly punctured striæ on each: tips of the thighs and claws ferruginous.”—*Curtis, l. c.*

Found near Barmouth, in North Wales; and I possess a specimen that was taken near Swansea by Mr. Millard.

Sp. 4. striatus. *Supra subæneo-nigricans, infra castaneo-piceus, punctulatus, elytris punctato-striatis, antennis pedibusque piceis.* (Long. corp. 3—5 lin.)

He. striatus. *Olivier.—He. caraboides. Steph. Catal. 245. No. 2440.*

Above of a brownish-brass glossy, and thickly but distinctly punctured, beneath castaneous: *thorax* short, transverse-quadrate, with the lateral margins rounded to the hinder angles, which are not straightened: *elytra* simply punctate-striate, with the interstices confluent punctured: antennæ and legs pitchy-castaneous, the femora sometimes dusky; the four anterior tarsi in the males dilated, and pilose beneath.

Very abundant in some places within the metropolitan district, at the roots and under the bark of trees, especially in Richmond Park, and near Ripley, during the greater portion of the year. “Frequent (near Swansea).”—*L. W. Dillwyn, Esq. “Plymouth.”—C. C. Babington, Esq. “Epping.”—Mr. Doubleday. “New Forest.”—Rev. A. H. Matthews.*

†Sp. 5. quisquilius. *Niger, antennis pedibusque ferrugineis.* (Long. corp. 3 lin.)

He. quisquilius. *Fabricius.—Stewart (!)—Steph. Catal. 245. No. 2441, note.*

Black, with the antennæ and legs ferruginous.

Said by Stewart to be indigenous.



GENUS CCCCXLI.—ERYX *mihî*.

*Antennæ* rather longer than the thorax, the second joint minute subglobose, the remainder obconic, the third being rather the longest, and the apical one shortest, more slender, and subovate, with the apex acuminate. *Palpi* unequal, maxillary with the terminal joint very large, obliquely truncate, and securiform: *mandibles* bifid at the apex; *mentum* entire: *head* small, deflexed: *thorax* transverse, semicircular, the base a little waved: *body* ovate: *elytra* convex: *wings* ample: *legs* moderate; *tibiæ* simple, with spurs; *tarsi* heteromerous, the joints simple, with the apex of the terminal slightly emarginate; *claws* denticulated.

Latreille arranges this genus with Helops, but from those insects the totally dissimilar (and comparatively depressed) form of body, combined with other discrepancies in the structure of the antennæ and palpi, as well as the denticulated claws, sufficiently remove it; as do its habit and economy, and also the bifid apex of the mandibles, abbreviated antennæ, &c., from Cistela, with which genus it has been associated.

Sp. 1. *nigra*. *Niger subnitidus, ore antennis pedibusque piceis, elytris obsolete striatis.* (Long. corp. 5—7 lin.)

*Pyr. nigra.* Degeer.—G. N. ater.—*Steph. Catal.* 245. No. 2442.

Black, slightly shining; clothed with a very short black pubescence, thickly but rather obsoletely punctured: the elytra faintly punctate-striate, with the interstices thickly but finely punctured: legs, antennæ, and mouth, pitchy-black.

Far from common in the vicinity of London, where it occasionally is found beneath the bark of trees; about Walthamstow and at Coombe-wood I have taken specimens. “Near Cambridge.”—*Rev. L. Jenyns.*

GENUS CCCCXLII.—MYCETOCHARUS, *Latreille.*

*Antennæ* longer than the thorax, rather stout, pubescent, three basal joints rather slender, the second abbreviated, the third elongate, the remainder obconic, with the terminal one somewhat orbicular. *Palpi* unequal, the maxillary with the terminal joint securiform; the labial clavate, truncate: *mandibles* with the apex bifid: *mentum* entire: *head* short, small, rounded: *thorax* transverse, subquadrate, broadest behind: *body* linear-elongate, rather convex, pubescent: *wings* ample: *legs* moderate; *femora* rather stout; *tibiæ* and *tarsi* elongate; the latter heteromerous and simple: *claws* denticulated.

The linear-elongate body of this genus, combined with the narrowness of the thorax behind, exclusively of other differences, at once point out the more obvious external distinctions between it and the foregoing; and from *Cistela* the same characters, combined with the cleft apex to the mandibles, the shorter antennæ, distinctly securiform palpi, &c. remove it. The species—of which there are many foreign—are generally found beneath the bark of decaying trees, probably feeding upon the fungi.

Sp. 1. *scapularis*. *Lineari-elongatus, niger, ore, antennarum basi tibiis tarsis maculâque humerali elytrorum rufo-testaceis*. (Long. corp.  $2\frac{1}{2}$ —3 lin.)

My. *scapularis*. *Gyllenhal*.—*Steph. Catal.* 245. No. 2443.

Linear-elongate, black, shining: head distinctly but deeply punctate, with a deeper transverse stigma between the antennæ: mouth piceous, palpi pale testaceous: thorax sparingly but rather deeply punctate, pubescent, with a large ovate fovea on each side within the basal angle: elytra delicately but obsoletely crenate-striate, pubescent, with an ovate oblique rufo-testaceous spot on the shoulders, of variable size: femora black; tibiæ and tarsi slender, entirely rufo-testaceous; antennæ black, with the three basal joints rufo-testaceous.

I have occasionally met with this insect in considerable plenty in June, at Coombe-wood, especially about twenty years ago, when I captured nearly fifty out of an old rotten post; since which period I have taken one or two specimens in Copenhagen-fields and near Ripley. The insect has been found in Norfolk. "Taken by Mr. Hall in Kensington-gardens, July, 1802."—*Marsham MSS*. "In rotten willows, near Bottisham, occasionally."—*Rev. L. Jenyns*. "Swansea."—*L. W. Dillwyn, Esq.* "New Forest."—*Rev. A. H. Matthews*. "Copenhagen-fields."—*A. Cooper, Esq.*

#### GENUS CCCCXLIII.—*CISTELA*, *Fabricius*.

*Antennæ* rather shorter than the body, inserted near the inner margin of the eyes, and composed of obconic, subobconic, or obtrigonal joints, of which the second is always minute, the third generally more or less elongate, and the terminal one rather slender, and acuminate, or obtuse. *Palpi* unequal, *maxillary* elongate, with the terminal joint incrassate, compressed, triangular, subacuminate: *mentum* coriaceous, subquadrate: *head* porrect, narrower than the *thorax*, the latter broadest behind, nearly semicircular: *body* oblong, arched, attenuated to each end: *elytra* and *wings* ample: *legs* rather long; *tibiæ* slender, with long acute apical spurs; *tarsi* with simple joints: *claws* denticulate.

From the foregoing Helopidæ the present genus may be at once known by the integrity of the apex of its mandibles, and from the following genus by the great dissimilarity in the form of the thorax, exclusively of other less evident characters. The genus as here constituted, however, requires revision, as its contents are of too discrepant a nature to warrant their being permanently united under one name: the first species differing not only by having the antennæ serrated, especially in the males, with the third joint short, &c. ; and the two last by having those organs very much abbreviated and quite simple.

Sp. 1. *Ceramboides*. *Nigra, tenuissimè holosericeo-pubescentis, elytris punctato-striatis testaceis, antennis acutè serratis.* (Long. corp. 5—5½ lin.)

Ch. *Ceramboides*. *Linné*.—Cr. *Ceramboides*. *Steph. Catal.* 245. No. 2444.

*Black*, with a delicate silken pubescence: head finely punctulated: mouth and palpi dusky-piceous: thorax very finely punctured, rather thickly pubescent: *elytra testaceous*, regularly and somewhat *deeply punctate-striate*, with the interstices finely coriaceous: *legs* and antennæ *black*, the latter acutely serrated within, especially in the males.

Rather scarce, sometimes found in June in hedges and on umbelliferous flowers in the vicinity of Darenth-wood, and other parts of Kent; I have also taken it near Hertford. “Sydenham-wood.”—*Mr. Ingall*. “Cambridge.”—*C. C. Babington, Esq.*

Sp. 2. *castanea*. *Rufo-ferruginea, nitida, capite fusciscente, elytris punctato-striatis, interstitiis subpunctulatis.* (Long. corp. 4½—5 lin.)

Cr. *castanea*. *Marsham*.—Ci. *castanea*. *Steph. Catal.* 245. No. 2445.

*Rufo-ferruginous*, or castaneous, *shining*; head somewhat fusciscent, punctured; thorax also punctured: *elytra* rather deeply punctate-striate, with the interstices slightly punctate; *legs* and antennæ pale *testaceous*, the latter very long.

Much more abundant, and more extensively distributed than the preceding insect, occurring in June throughout the metropolitan district, in Devonshire, Norfolk, &c.

Sp. 3. *fulvipes*. *Nigra, nitida, ore antennisque fusco-ferrugineis, pedibus rufo-testaceis, elytris punctato-striatis, interstitiis punctulatis.* (Long. corp. 4—5 lin.)

Ci. *fulvipes*. *Fabricius*.—*Steph. Catal.* 246. No. 2446.

*Shining-black*, sometimes with an *æneous tinge*: *mouth*, labrum, and anterior margin of the forehead, obscure *ferruginous*: thorax thickly punctured: *elytra* punctate-striate, with the interstices finely punctured: *legs* entirely

*rufo-testaceous*, with the tarsi rather obscure: *antennæ* dull *ferruginous*, with the apex somewhat dusky.

The outer margin of the elytra is sometimes a little ferruginous, and the apex of the abdomen rufo-piceous.

Somewhat rare: occurring principally in the neighbourhood of Darenth and Birch woods, though I have taken specimens near Hertford and Dover, in June.

Sp. 4. *murina*. *Nigra, supra opaca, tenuè holosericeo-pubescent, antennarum basi elytris pedibusque flavo-testaceis, elytris substriatis.* (Long. corp.  $2\frac{1}{2}$ —3 lin.)

Ch. *murina*. *Linné.*—*Martyn, C. pl. 16. f. 32.* Ci. *murina.*—*Steph. Catal. 246. No. 2447.*

*Black*, above opaque, and clothed with a delicate silken pubescence, and finely coriaceous: *mouth testaceous*; thorax rather densely pubescent, the lateral margins sometimes ferruginous: *elytra lurid-testaceous*, very finely pubescent and most *obsoletely striated*, the sutural striæ deepest: body shining beneath, sometimes piceous: *legs* entirely *pale testaceous*; base of the antennæ the same, apex fuscous.

Extremely abundant in hedges during the early summer months throughout the metropolitan district. “Not uncommon (near Swansea).”—*L. W. Dillwyn, Esq.* “Caernarvon.”—*C. C. Babington, Esq.* “Dalmeny.”—*Rev. W. Little.*

Sp. 5. *fusca*. *Nigro-fusca, holosericeo-tomentosa, antennarum basi tibiis tarsisque fusco-testaceis, elytris obsoletissimè striatis.* (Long. corp.  $2\frac{1}{2}$ —3 lin.)

Cr. *fusca*. *Marsham.*—Ci. *fusca*. *Steph. Catal. 246. No. 2448.*

Above *fuscous-black*, clothed with a short delicate silken pubescence: elytra very *obsoletely striated*, the striæ most evident towards the suture: *legs fusco-testaceous*, with the femora sometimes piceous or dusky: base of the antennæ also *fusco-testaceous*, sometimes pale testaceous, or piceous.

Less common than the last, of which I suspect that it is merely a variety; it occurs throughout the metropolitan district, in company with the foregoing species. “Near Swansea.”—*L. W. Dillwyn, Esq.* “Cambridge.”—*C. C. Babington, Esq.* “Wood Ditton.”—*Rev. L. Jenyns.*

GENUS CCCCXLIV.—ALLECULA? *Fabricius*.

*Antennæ* long, slender, the basal joint attenuated at the base, the second sub-cylindric, about half the length of the third, which is somewhat cylindric, stoutest at the apex, and of equal length with the remainder, the terminal one being somewhat elongate-ovate, obliquely acuminate. *Palpi* unequal, *maxillary* long, with the terminal joint slightly incrassate, and obliquely truncate: *labial* short, with the last joint clavate: *labium* emarginate: *head* porrect, elongate, and narrowed anteriorly: *eyes* oblong: *thorax* transverse, subquadrate, slightly narrowed behind: *body* elongate: *wings* ample: *legs* elongate; *femora* slightly thickened; *tibiæ* simple, with short spurs at the apex: *tarsi* with entire joints; *claws* denticulated.

The insects contained in the present genus may be known from the *Cistelæ* by the subquadrate thorax, of which the hinder portion is somewhat narrower than the middle, the head is considerably produced in front, the eyes prominent, the second joint of the antennæ cylindric, somewhat elongate in comparison with that of the former genus, and the palpi are of dissimilar form.

Sp. 1. sulphurea. *Pallide sulphurea, antennis tarsisque fusco-ferrugineis, elytris obsolete striatis.* (Long. corp. 4—4½ lin.)

Ch. sulphurea. *Linné.*—*Martyn Col. pl.* 17. f. 44.—All.? sulphurea. *Steph. Catal.* 246. No. 2449.

*Pale sulphureous yellow*; maxillary palpi and apex of the mandibles fuscous: thorax with an obsolete dorsal furrow, and a large rounded fovea on each side near the base: elytra very obsoletely striated: tarsi and antennæ obscure ferruginous; the apex of the latter rather fuscous.

Not common within the metropolitan district, where it occasionally occurs on umbelliferous flowers in June; but near Dover and other parts of the coast it appears to be in great plenty. “Sometimes very abundant on the flowers of *Rosa spinosissima*, on Sketty-burrows.”—*L. W. Dillwyn, Esq.* “Devil’s-ditch, Gogmagog-hills, &c.”—*Rev. L. Jenyns.*

Sp. 2. bicolor. *Nigra, ore elytris pedibusque sulphureis, thorace fusciscente aut nigro, tarsis fuscis.* (Long. corp. 4 lin.)

Ci. bicolor. *Fabricius.*—All.? bicolor. *Steph. Catal.* 246. No. 2450.

*Black*; mouth yellow; palpi black: *thorax* obscure fuscous or black, with a fovea on each side at the base, and a faint dorsal furrow: *elytra* sulphurous, very obsoletely striated: *legs* sulphurous, with the tarsi fuscous: *antennæ* also fuscous.

Found in Norfolk, probably a mere suffused variety of the foregoing insect.

FAMILY LIX.—MELANDRYIDÆ, *Leach.*

*Mandibles* bifid, or deeply notched at the apex: *maxillæ* not unguiculated: *labium* membranaceous; *labial palpi* shorter than the *maxillary*, the latter with the terminal joint generally very large, compressed, and securiform, and sometimes grooved, or as if folded, within. *Antennæ* rather short, mostly filiform, rarely clavate, or thickened towards the apex; never serrated: *head* generally inserted up to the eyes in the *thorax*, the latter usually broadest behind: *body* elongate, sometimes depressed: *elytra* free: *legs* short; *tarsi*, four anterior with the penultimate joint bifid, and in general the two posterior also bilobed; rarely simple.

With the exception of the first genus, the insects of this family closely resemble each other in habit, though there is a considerable diversity of appearance amongst them. They differ from the foregoing families not only by having the penultimate joint of the four anterior (and generally of the posterior) *tarsi* bifid or bilobed, but by wanting the claw at the apex of the *maxillæ*, and in having the *antennæ* short. They chiefly reside beneath the bark of trees, and are mostly very rare in this country. The known species may be thus subdivided into genera:

*Tarsi postici* articulo penultimo bilobo.

*Caput et thorax* elytris angustiores: . . . . 445. LAGRIA.  
 haud aut vix angustiores.

*Palpi maxillares* art<sup>o</sup>. ult<sup>o</sup>. ovato, aut lineari internè concavo.

*Corpus* ovatum, depressum, antice angustius: . . . 446. MELANDRYA.  
 oblongum, convexum: . . . . 447. PHLOIOTRYA.

*Palpi maxillares* art<sup>o</sup>. ult<sup>o</sup>. ovato haud internè concavo.

*Thorax* postice angustior: . . . . 450. HYPULUS.  
 latior: . . . . 451. AEDERA.

*Palpi maxillares* art<sup>o</sup>. ult<sup>o</sup>. securiformi.

*Thorax* transversus, semicircularis: . . . 452. SCRAPTIA.  
 haud semicircularis: . . . 448. XILITA.  
 oblongus: . . . . 449. DIRCÆA.

*Tarsi postici* art<sup>o</sup>. ult<sup>o</sup>. integro.

*Tibiæ posticæ* vix calcaratæ . . . . 453. HALLOMENUS.  
 calcaribus elongatis armatæ: . . . 454. ORCHESIA.

GENUS CCCCXLV.—LAGRIA, *Fabricius.*

*Antennæ* filiform, pubescent, slightly increasing in thickness to the apex, the second joint least, the third slightly elongate, the four next somewhat cylindric, the three following obconic, the terminal one cylindric, very long, especially in the males. *Palpi* unequal, *maxillary* with the last joint securi-

form: *labial* thickened exteriorly, *ovate*: *labium* membranaceous, entire: *labrum* deeply emarginate: *head* exerted, deflexed: *eyes* large, reniform: *thorax* subcylindric, immarginate: *body* oblong, hairy, with the head and thorax narrow: *elytra* ample, soft: *legs* elongate, pilose; *tibiæ* slender, without spurs at the apex; *tarsi* spongy beneath, with the penultimate joint subcordate.

The great length of the terminal joint of the antennæ, especially in the males, is a conspicuous character of the insects of this genus; which are also distinguished from the remainder of the family by having the head and thorax considerably narrower than the elytra, these last very broad, soft, and flexible; and the tibiæ spurless.

Sp. 1. *hirta*. *Villosa, nigra subnitida, elytris nigro-punctatis pallidè testaceis.*  
(Long. corp. 3—4½ lin.)

Ch. *hirta*. *Linné.*—*Martyn Col. pl. 17. f. 55.*—*La. hirta.* *Steph. Catal. 246.*  
*No. 2451.*

Black, slightly shining, villous, pubescence on the head and thorax fuscous: head sparingly punctured: thorax also slightly punctured, with a transverse impression before the base: elytra broad, slender, flexible, pale testaceous, with a short cinereous pile, and thickly rugose-punctate: legs and antennæ black. Male narrower, with the antennæ longer, and the terminal joint considerably elongate.

Extremely abundant on flowers and in hedges, during the months of June and July, throughout the metropolitan district; and not uncommon in other parts. “Near Swansea, not uncommon.”—*L. W. Dillwyn, Esq.* “Fens near Ely.”—*Rev. L. Jenyns.* “Weston.”—*Rev. A. H. Matthews.* “York and Newcastle.”—*W. C. Hewitson, Esq.* “Plymouth, Bath, Caernarvon, &c.”—*C. C. Babington, Esq.*

#### GENUS CCCXLVI.—MELANDRYA, *Fabricius.*

*Antennæ* short, slightly pilose, curved, subfiliform; basal joint robust, second shortest, third also abbreviated, shorter than the fourth, which, with the three following, is subobconic, the remainder shorter, with the terminal one ovate, acute. *Palpi* unequal; *maxillary* large, considerably exerted, the second and third joints obconic, the apex of the latter with a fascicle of hair within, the terminal very large, elongate-obtrigonal, dilated within and deeply channelled; *labial* with the terminal joint also obtrigonal, compressed, and grooved within: *head* nutant, rather narrower than the *thorax*, which is flat, subtrapeziform, with the sides immarginate and a little narrowed behind: *body* somewhat depressed, elongate, narrowed anteriorly:

*legs moderate ; tibiæ simple, with short spurs at the apex ; tarsi with the penultimate joint subcordate.*

Melandrya has the body more depressed than in the other genera of this family, from which it is also distinguished by having the proportions and form of the articulations of the palpi and antennæ dissimilar, the thorax trapeziform, labium entire, &c.

Sp. 1. *caraboides*. *Nigra, elytris substriatis cærulescentibus, antennarum tarsuumque apice ferrugineis, thorace planiusculo, foveolâ posticâ utrinque impresso.* (Long. corp. 4—7 lin.)

Ch. *caraboides*. *Linné.*—*Martyn Col. pl. 17. f. 58.*—*Me. caraboides. Steph. Catal. 247. No. 2452.*

*Black, slightly pubescent and shining: head finely punctured, forehead depressed: thorax also finely and thickly punctured, with the disc somewhat flat, and a small oblong fovea on each side at the base: elytra bluish, obsolete sulcated, the interstices striated and thickly rugose-punctate throughout: legs black: tarsi with the terminal joints ferruginous: antennæ also black, with the apex of the terminal joint ferruginous.*

Not uncommon beneath the bark of willows and other trees within the metropolitan district in June and July: also found in other parts. “Occasionally found (near Swansea).”—*L. W. Dillwyn, Esq.* “Raehills, rather scarce.”—*Rev. W. Little.* “New Forest.”—*Rev. A. H. Matthews.* “Lower Hesket, Cummersdale, &c.”—*T. C. Heysham, Esq.* “Gibside, near Newcastle.”—*W. C. Hewitson, Esq.* “Granchester, Cambridge.”—*C. C. Babington, Esq.*

†Sp. 2. *canaliculata*. *Nigra, antennarum tarsuumque apice testaceis, thorace canaliculato utrinque latè impresso, elytris elevato-lineatis.* (Long. corp. 5—6 lin.)

*Me. canaliculata. Fabricius.*—*Curtis, iv. pl. 155.*—*Steph. Catal. 247. No. 2453.*

*Black, slightly pubescent: head finely punctured: thorax finely and thickly punctured, depressed, with the middle elevated, and bearing an obsolete longitudinal furrow, and on each side at the base with a large deep elongate fovea: elytra with broad flat sulci, the interstices forming four elevated ridges on each: legs and antennæ black, with the tips of the terminal joints testaceous.*

I have as yet seen but a single example of this insect, which was captured by Mr. Bentley near Brockenhurst several years since. “New Forest, June, 1831.”—*Rev. A. H. Matthews.*



GENUS CCCCXLVII.—PHLOIOTRYA *mihî*.

*Antennæ* short, a little thickened at the tip, the basal joint stout, three following rather slender, the second being short, and the fourth longer than the third; the remainder somewhat obconic, with the terminal joint longest and subacuminate. *Palpi* unequal; *maxillary* elongate, deflexed, divaricating, the basal joint slender, bent, the second longer, obconic, dilated within, the third shortest, also obconic, with the apex produced on each side; the terminal sublinear, with the apex slightly acuminate, and a groove beneath: *head* rounded, deflexed: *eyes* oblong: *thorax* as broad as the elytra, semiorbiculate anteriorly, with the base a little waved: *body* elongate, subcylindric: *legs* short, slender: *tibiæ* with short spurs at the apex; *tarsi* with the penultimate joint slightly bilobed.

The short curved antennæ of this genus, combined with the elongate deflexed maxillary palpi, of which the terminal joint is sublinear, elongate cylindric body, with the semiorbiculate anterior edge of the thorax, without attending to other less evident characters, distinguish it from the other genera of the family. As the type of the genus *Serropalpus* (which is also the type of *Dircæa* Fabricius) differs materially from this genus, and as the latter will not assimilate with *Xilita*, or with any other of the kindred genera, it becomes necessary to apply a new name thereto, as well as to the genus *Dircæa* of my Catalogue; but from not being enabled to characterise the last genus sufficiently, I have retained the Fabrician name thereto.

Sp. 1. PLATE XXIV. f. 4.—*Fusco-picea pubescens, crebrè punctulato, antennarum basi pedibusque rufis.* (Long. corp. 4—6½ lin.)

Di. rufipes. *Gyllenhal.*—*Se. rufipes.* *Steph. Catal.* 247. No. 2456.

Pitchy-brown, slightly pubescent: head thickly punctured: mouth and palpi rufo-testaceous; thorax with the anterior margin rusty-testaceous, the disc rugose-punctate, and an obsolete impressed line on each side at the base: elytra thickly punctured, sometimes dull testaceous-brown: body beneath rufo-piceous, or testaceous: legs entirely and antennæ at the base testaceous, apex of the latter fuscous.

This rare insect has been several times taken in the New Forest, from beneath the bark of oaks: it has also occurred in other parts. “Windsor Forest.”—*Mr. Westwood.* “Tunbridge Wells.”—*Mr. Pelerin.*

GENUS CCCCXLVIII.—XILITA, *Paykull.*

*Antennæ* short, curved, with the basal joint large, obconic, three following slender, also obconic, six next rather stouter, compressed, with the apex

GENUS CCCXLIX.—*DIREA*, *Fabricius*.

*Antennæ* short, bent, a little thickened towards the apex. *Palpi* unequal; *maxillary* with the terminal joint securiform; *labial* with the last joint thickened and obtuse: *head* small, rounded, deflexed: *eyes* lunate: *thorax* rather longer than broad: *body* oblong, convex, not broader than the thorax: *legs* moderate; penultimate joint of all the tarsi bilobed.

From the slight memorandum I made respecting this genus long since, I am enabled to give only the above meagre notice thereof. It seems to differ from the other allied genera of the family by having the thorax rather longer than broad, and by the antennæ being somewhat incrassate at the apex.

†Sp. 1. *variegata*. *Fusca, elytris pallidè testaceis fusco variis*. (Long. corp. 3 lin.)

Di. *variegata*. *Fabricius*.—*Steph. Catal.* 247. No. 2458.

Fuscous; head and thorax immaculate: elytra smooth, pale testaceous, varied with fuscous: body testaceous: antennæ the same, but paler.

A single example of this insect is in the collection at the British Museum, captured, I believe, near Windsor.

GENUS CCCCL.—*HYFULUS*, *Paykull*.

*Antennæ* rather longer than the thorax, subfiliform, basal joint robust, second short transverse, five following obconic, three next subturbinate, terminal one ovate-acuminate. *Palpi maxillary*, with the apical joint, ovate-conic,

---

truncate, terminal subovate, with a process at the apex giving the appearance of a twelfth joint. *Palpi* unequal; *maxillary* with the basal joint slender, bent, second large elongate, third shorter, obconic, terminal very large, triangular, with a groove within; *labial* minute, with the last joint rather stoutest, and ovate: *mandibles* stout, acute: *head* deflexed: *eyes* reniform: *thorax* anteriorly acuminate, posteriorly waved: *scutellum* rounded: *body* elongate: *legs* moderate; *tibiæ* with short spurs; *tarsi* with the penultimate joint bilobed.

†Sp. 1. *buprestoides*. *Fusco-picea pubescens, crebrè punctata, antennarum basi, tibiis tarsisque fusco-ferrugineis*.

Xi. *buprestoides*. *Paykull*.—*MacLeay* (!)—*Steph. Catal.* 247. No. 2457, note. Pitchy-brown, pubescent, thickly punctured, with the antennæ at the base, the tibiæ, and the tarsi, rusty-brown.

Referred to by MacLeay, in the "Horæ Entomologicæ," as British, in mistake for the preceding species.

compressed; *labial* very short: *head* rounded, deflexed: *eyes* reniform: *thorax* slightly elongate, contracted towards the base, with the hinder angles acute, and with an oblique carina: *body* elongate, subcylindric: *legs* moderate; *tibiæ* with very short spurs; *tarsi* slender, the penultimate joint bilobed.

This genus was first noticed as British by Millard, in his "Outlines of British Entomology" (1821), under the name *Ulodes*, as referred to in my Catalogue; it differs from *Abdera* by having the second joint of the antennæ shorter than the third, the terminal joint of the palpi of dissimilar form, the thorax also dissimilar, being contracted behind, with the posterior angles acute, and furnished with a carina, as in several of the *Elateridæ*.

Sp. 1. *Quercinus*. PLATE XXIV. f. 5.—*Rufo-piceus, pubescens, thorace nigricante posticè foveolato, elytris ferrugineis, arcû baseos, fasciâ posticâ apiceque nigris.* (Long. corp. 3—3½ lin.)

Hy. *Quercinus*. *Paykull*.—*Steph. Catal.* 247. No. 2459.

Rufo-piceous, pubescent: head pitchy-black, with an obsolete longitudinal furrow on the crown: mouth and palpi ferruginous: thorax entirely pitchy-black, with shining pubescence, and a deep fovea on each side near the hinder angle, adjoining to which is an oblique elevated carina: elytra rusty-testaceous, very thickly rugose-punctate, with an irregular recurved arch at the base, a broad, common, sinuated fascia, behind the middle and not touching the margin, and the apex, more or less, black: legs pale rufescent; antennæ ferruginous.

This insect is said by Rhèn to make its appearance during wet and tempestuous weather; a fact that seems to be confirmed by stating that the only two examples I have been present at the capture of were taken under such circumstances; one specimen being found, in June, 1819, at Darenth (not Colneyhatch, as stated by Mr. Curtis), and the other in the Robin-Hood lane leading to Coombe, in the following week; from the latter the figure has been taken. MacLeay has observed the same fact, and has taken the insect near Godstone. It has also occurred near Bristol. "Wood Ditton, Park-wood, May, 1831."—*C. C. Babington, Esq.*

#### GENUS CCCCLI.—ABDERA *mihî*.

*Antennæ* rather shorter than the thorax, submoulliform, slightly increasing in thickness to the apex, basal joint moderate, second and third of equal length, rather slender, obconic, apical joint ovate-conic. *Palpi* unequal; *maxillary* with the basal joint subovate; *labial* with the last joint slender: *head* small,

deflexed: *eyes* lunate: *thorax* semiovate, the lateral margins regularly rounded, with the angles obtuse: *body* elongate: *legs* moderate; *tibiæ* simple, with short spurs; *tarsi* slender, with the penultimate joint slightly emarginate.

From *Hypulus* the present genus differs, not only by the form of the palpi, but in the structure of the antennæ; the proportions of the articulations of the latter being dissimilar, as well as those of the palpi: the form of the thorax is likewise very different, as may be seen by the accompanying figures of the two genera.

Sp. 1. bifasciata. *Piceo-nigra, pubescens, elytris fasciis duabus flavo-testaceis undulatis.* (Long. corp.  $1\frac{1}{2}$ —2 lin.)

Mo. bifasciata. *Marsham.*—G. N. bifasciata. *Steph. Catal.* 248. No. 2460.  
—Hyp. biflexuosus. *Curtis*, vi. pl. 255.

*Pitchy-black*, darkest beneath: head black, finely punctulate: *thorax* also black, with the disc convex, finely pubescent, especially on the margins, which gives those parts a pale appearance on a cursory inspection: *elytra* glabrous, with two undulated or flexuous testaceous-yellow fasciæ, one placed before, the other behind, the middle, the anterior one broadest: legs and antennæ pitchy-testaceous, the apex of the latter fuscous.

Marsham's authentic specimen of this insect scarcely differs from the figure referred to above.

Of this species a single example only was known previously to the summer of 1827, when several specimens occurred in different parts of the country: I beat a pair out of a whitethorn hedge at Ripley, others were taken near Southgate, and "out of an oak near Highgate-wood."—*A. Cooper, Esq.*

Sp. 2. quadrifasciata. PLATE XXIV. f. 6.—*Atra, thorace antice posticeque, elytrisque fasciis duabus subundulatis, pedibusque flavo-testaceis.* (Long. corp.  $1\frac{1}{2}$ — $1\frac{3}{4}$  lin.)

G. N. trifasciata. *Steph. Catal.* 248. No. 2461.—Hy. 4-fasciatus. *Curtis*, fo. 255.

*Black*, slightly pubescent and shining: head black, with the mouth and labrum testaceous: *thorax* with the disc transversely black, the anterior and posterior margins testaceous: *elytra* with a broad somewhat undulated testaceous-yellow fascia before the middle, and a narrower rather flexuous one behind: legs and base of the antennæ pale testaceous; apex of the latter fuscous.

Also a scarce insect: four examples had come beneath my inspection previously to the appearance of my Catalogue, since which period others have been captured in Shropshire by T. Marshall, Esq., to whom I am indebted for supplying my cabinet with the species.

GENUS CCCCLII.—SCRAPTIA, *Latreille*.

*Antennæ* filiform, naked, with the joints for the most part subcylindric and nearly equal, short, with the second shortest, the third and some of the following narrowed at the base, the fourth longer than the third, and the apical one cylindric-conic, with the tip acute or obtuse. *Palpi* exerted; *maxillary* with the terminal joint large, securiform; *labial* obtrigonal, with the angles produced on each side: *mentum* very short, embracing the labium like a ring: *head* exerted, deflexed: *eyes* lunate: *thorax* nearly semicircular, rounded anteriorly, transverse behind: *scutellum* distinct: *body* ovate-oblong, soft: *elytra* immarginate: *tibiæ* subcylindric, with short spurs; *tarsi* elongate, with the penultimate joint bilobed.

The insects of this genus have the antennæ short, composed of nearly equal abbreviated subcylindric articulations, and the labial palpi with the terminal joint obtrigonal, the thorax nearly semicircular; the body is depressed, oblong, soft; and the elytra immarginate.

†Sp. 1. *fusca*. *Fusco-nigricans*, *villosula*, *tibiis tarsisque ferrugineo-fuscis*, *elytris lævibus*. (Long. corp.  $1\frac{3}{4}$  lin.)

Sc. *fusca*. *Latreille*.—*Steph. Catal.* 247. No. 2454.

Above entirely of a  *dusky-brown*, somewhat obscure, and clothed with a delicate short villous down; beneath more glossy and of a deeper hue: thorax very short, semicircular: elytra very finely punctulated: *legs pale brown*, with the *tibiæ and tarsi* somewhat *ferruginous*.

“Taken near Windsor.”—*Dr. Leach*.

Sp. 2. *nigricans*. PLATE XXIV. f. 3.—*Piceo-nigricans*, *pubescens subtiliùs punctulata*, *pedibus pallide testaceis*, *antennis fuscis*. (Long. corp.  $1\frac{1}{2}$  lin.)

Sc. *nigricans mihi*.—*Steph. Catal.* 247. No. 2455.

*Dusky-piceous*, clothed above with a short aureous pile: head rounded: thorax with an obscure fovea towards each posterior angle: elytra rather paler than the thorax, very finely punctulated: *legs entirely pale testaceous*: *antennæ fuscous*.

In some impressions of the plate the antennæ are represented as 10-jointed only.

The only specimen I have seen of this insect I captured flying in a garden at Ripley, in July, 1827, about six o'clock in the afternoon.

GENUS CCCCLIII.—HALLOMENUS, *Paykull*.

*Antennæ* filiform, rather stout, with the joints for the most part subobconic and short. *Palpi* unequal; *maxillary* with the terminal joint ovate-compressed, subacuminate; *labial* with the apical joint incrassate: *mandibles* bifid at the

apex: *head* inflexed, narrower than the thorax, narrowed anteriorly: *eyes* lunate: *thorax* somewhat semicircular, truncate in front: *body* slender-ovate, flat on the back: *scutellum* distinct: *legs* moderate; *tibiæ* slender with short spurs at the apex; *tarsi* with entire joints.

The integrity of the joints of the tarsi forms a prominent distinction of the insects of this genus; to which may be added the nearly filiform palpi, the terminal joint of the maxillary ones being nearly cylindric, and slightly acuminate; the mandibles are bifid at the apex, &c.

†Sp. 1. fuscus. *Fusco-piceus pubescens, evidentiùs rugoso-punctatus, ore, antennis, pedibus elytrorumque limbo testaceis.* (Long. corp. 1—2 lin.)

Ha. fuscus. *Gyllenhal, F. S. iv. 518.—Curtis's Guide.—Ha. bipunctatus, var. Payk. F. S. ii. 180.*

Pitchy-brown, pubescent, distinctly rugose-punctate: mouth and palpi pale testaceous: thorax short, with a deep fovea on each side at the base: elytra with the anterior limb broadly, and the lateral one narrowly and obscurely testaceous: legs elongate, entirely pale testaceous; the femora compressed; antennæ also pale testaceous.

I believe a specimen of the above species was taken flying, in the New Road, near the Regent's Park, many years since.

#### GENUS CCCCLIV.—ORCHESIA, *Latreille.*

*Antennæ* with the eight basal joints short, obconic-cylindric, a little broadest at the apex, the third longer than the following, the seventh and eighth rather stouter than the preceding, the three terminal ones abruptly larger, forming an oval, acute, club. *Palpi* unequal; *maxillary* large, the second and third joints produced within, the apical one much larger, elongate-obtrigonal; *labial* filiform: *mandibles* short, notched internally: *head* inflexed: *eyes* elongate: *thorax* somewhat semicircular, with the posterior angles acute: *elytra* rigid, elongate, narrow: *back* flat: *legs* slender, posterior saltatorial; *tibiæ* simple, posterior short, with very long spurs at the apex, serrated externally; *tarsi* elongate, the four anterior with the penultimate joint subcordate, emarginate above.

The elongate-serrated spurs with which the apex of the short posterior tibiæ of the insects of this genus is armed, combined with the abruptly clavate antennæ, subsecuriform maxillary palpi, their saltatorial habits, &c., are sufficient to point out the peculiarities of this genus from its allies. The species reside in fungi, boleti, &c., and evidently lead the way to the insects of the next family.

Sp. 1. *micans*. *Supra fusco-picea sericeo-pubescent, subtilissimè rugoso-punctatus, antennis pedibus, corporeque subtus ferrugineis.* (Long. corp. 2—2½ lin.)

Di. *micans*. *Fabricius*.—Or. *micans*. *Steph. Catal.* 248. No. 2462.

Above *pitchy-brown*, clothed with a silken pubescence, and very finely rugose-punctate: *elytra* rather *paler, immaculate*, a little attenuated towards the apex, which last is sometimes rather paler than the base: mouth, palpi, and body beneath, as well as the legs and antennæ, ferruginous, the two former palest: eyes black.

Immature specimens are pale testaceous, with black eyes.

Not common near London, but in some parts of Norfolk and in Suffolk it has been taken in profusion in June, beneath moist boleti: it has also occurred in other parts of the country. “In a wood near Penllergare.”—*L. W. Dillwyn, Esq.* “Bottisham.”—*Rev. L. Jenyns*. “Barmouth.”—*Rev. F. W. Hope*.

†Sp. 2. *fasciata*. *Fusco-picea, pubescens, subtilitè punctulatus, antennis pedibusque fusco-ferrugineis, elytris testaceis, maculis difformibus fasciâ pone medium apiceque nigris.* (Long. corp. 2 lin.)

Or. *fasciata*. *Paykull*.—*Curtis*, v. pl. 197.—*Steph. Catal.* 248. No. 2463.

Pitchy-brown, or *ferruginous*, minutely punctured, and clothed with a short yellowish pubescence: eyes black: *thorax* with an *impression* at the base on each side, and occasionally with a spot near the front and a fascia behind, forming an arch over each impressed point, black: *elytra* testaceous, with a *geminated spot* near the base, a sinuated arched one before the middle, not touching the margins, a broad fascia behind the middle, and the apex black: piceous beneath: legs and antennæ ferruginous.

Of this rare species examples have been captured in the New Forest: one “on the 1st of June, 1824, near Lyndhurst, from out of a whitethorn.”—*Curtis, l. c.*

#### FAMILY LX.—MORDELLIDÆ, *Leach*.

*Mandibles* with the apex bifid or entire: *maxillæ* short, bifid: *mentum* very short, transverse: *labium* membranaceous, elongate, its *palpi* inserted at the apex. *Antennæ* a little thickened externally, frequently serrated or flabellate, short, inserted on the inner margin of the eyes: *head* trigonate-ovate, very much inflexed, closely applied to the *thorax*, the latter trapeziform, broadest behind: *body* short, arched, attenuated posteriorly: *abdomen* conic; sometimes caudate: *legs* dissimilar, *anterior* placed close to the head, *posterior* large, generally with long spurs at the apex of the *tibiae*; *posterior tarsi* with entire joints; *claws* simple.

These insects frequent flowers, and are very active, running about with extreme agility, and those of the typical genus jump nimbly: their larvæ subsist upon wood or upon fungi, sometimes upon honey, as in the Ripiphori. The perfect insects of the family may be recognized by the arched, compressed, attenuated body, which is furnished with narrow acute elytra; large cordiform head; entire penultimate joints of the tarsi, externally incrassated, more or less serrated or pectinated, antennæ, &c., and the indigenous species may be thus divided into genera:

*Scutellum* plus minusve distinctum.

|                                          |                  |
|------------------------------------------|------------------|
| <i>Tarsi omnes simplices</i> : . . . . . | 456. MORDELLA.   |
| anteriores articulo penultimo bilobo :   | 455. ANASPIS.    |
| nullum aut absconditum : . . . . .       | 457. RIPIPHORUS. |

#### GENUS CCCCLV.—ANASPIS, *Geoffroy*.

*Antennæ* subfiliform, a little thickening towards the tips, the four basal joints subcylindric, the fourth and following to the tenth turbinate compressed, the apical one ovate. *Palpi* unequal; *maxillary* with the terminal joint large, securiform; the *labial* with the same joint subobtrigonal; *head* rounded: *eyes* sublunate: *thorax* with the posterior margin nearly straight: *scutellum* more or less distinct: *elytra* sublinear, slightly attenuated at the apex: breast produced behind into a broad plate, in which the hinder *legs* are placed; the latter larger than the anterior, furnished at the apex of the *tibiæ* with long spurs, and with simple *tarsi*, the four anterior tarsi, with the penultimate joint, bilobed.

The absence of the process, or style, at the apex of the abdomen, distinguishes this genus from *Mordella*, exclusively of the diversity in the structure of the antennæ, &c.; these last are a little thickened towards the apex, and are composed of short conic-cylindric joints, and the tarsi of the four anterior legs have the penultimate joint bifid at the apex; and the posterior *tibiæ* furnished at the extremity with long spurs.

Sp. 1. *frontalis*. *Nigra, fusco-pubescentis, ore, labro, antennarum basi pedibusque anticis flavescentibus, frontis margine antico aut flavo-testaceo, mas. ; aut rufopiceo, fem.* (Long. corp.  $1\frac{1}{4}$ —2 lin.)

Mo. *frontalis*. *Linné*.—*Wood*, i. pl. 28.—An. *frontalis*. *Steph. Catal.* 248. No. 2464.

*Black*, with a very delicate fuscous pile: mouth, labrum, and in the male the anterior margin of the *forehead*, more or less broadly, but determinately *testaceous-yellow*: *thorax* immaculate: *elytra* also immaculate, and a little



shining: anterior pair of legs pale testaceous, with the tibiæ exteriorly and tarsi fuscous: intermediate black, with the femora piceous; posterior entirely black: antennæ black, with the four basal joints testaceous. Female with the anterior margin of the forehead rufo-piceous.

Differs in being much smaller, with the mouth, antennæ at the base, and anterior legs pitchy-brown.

Extremely abundant on flowers and in weedy hedges throughout the metropolitan district during the summer. "Very common (near Swansea)."—*L. W. Dillwyn, Esq.* "Raehills, not common."—*Rev. W. Little.* "Bottisham."—*Rev. L. Jenyns.* "Weston."—*Rev. A. H. Matthews.* "Baron-wood."—*T. C. Heysham, Esq.*

Sp. 2. *lateralis.* *Nigra, fusco-pubescentis, ore, fronte antica, thoracis limbo laterali, pedibusque quatuor anterioribus testaceis.* (Long. corp.  $1\frac{1}{2}$ — $1\frac{3}{4}$  lin.)

Mo. *lateralis.* *Fabricius.*—An. *lateralis.* *Steph. Catal.* 248. No. 2465.

*Black*, clothed with a fuscous pubescence: mouth, labrum, and forehead in front, broadly testaceous: thorax with the lateral margins more or less broadly testaceous: elytra immaculate, rather shining, black: four anterior legs entirely, and the base of the posterior femora, testaceous-yellow, rest of the hinder legs fuscous: antennæ with the base flavescent.

Found near Ripley in July 1827; apparently not very common. "Not uncommon (near Swansea)."—*L. W. Dillwyn, Esq.*

Sp. 3. *ruficollis.* *Nigra, ore, antennarum basi pedibusque flavescentibus, thorace rufo-flavescenti.* (Long. corp.  $1$ — $1\frac{1}{2}$  lin.)

Mo. *ruficollis.* *Olivier.*—An. *ruficollis.* *Steph. Catal.* 248. No. 2466.

*Black*, clothed with a dusky pubescence: mouth and base of antennæ flavescent, apex of the latter fuscous: thorax entirely reddish-yellow: elytra immaculate, black; legs flavescent, with the tips of the joints of the tarsi dusky.

Common on flowers within the metropolitan district in the summer. "Frequent (near Swansea)."—*L. W. Dillwyn, Esq.* "Raehills, not common."—*Rev. W. Little.* "Bottisham."—*Rev. L. Jenyns.* "Weston."—*Rev. A. H. Matthews.* "Monk's-wood."—*C. C. Babington, Esq.*

Sp. 4. *fuscescens.* *Nigra, pubescens, capite toto, thorace pedibusque flavo-testaceis, elytris fuscescentibus.* (Long. corp.  $1\frac{1}{4}$ — $1\frac{3}{4}$  lin.)

An. *fuscescens mili.*—*Steph. Catal.* 248. No. 2467.

*Black*, clothed with a fine silken fuscous pubescence: head and thorax entirely testaceous-yellow, with the eyes black: elytra fuscous, immaculate: legs totally testaceous-yellow: base of antennæ the same, apex fuscous.

Taken near Ripley in 1827, and on the flowers of rhubarb in my own garden, not very uncommonly, in June and July.

Sp. 6. *melanopa*. *Flavo-testacea, pubescens, antennis extrorsum, pectore abdominisque nigris, elytris maculis tribus fuscis, posteriori communi.* (Long. corp.  $1\frac{1}{2}$  lin.)

Mo. *melanopa*. *Forster*.—An. *obscura*. *Steph. Catal.* 248. No. 2468.

*Testaceous-yellow, pubescent; eyes black: elytra each with three fuscous spots, one in the region of the scutellum, a second larger, lunate, fasciæform, one in the middle of the disc, and a third common smaller one near the apex of the suture: breast and abdomen dusky-black: legs pale testaceous, with the joints of the tarsi tipped with dusky; apex of antennæ the same.*

The thorax has sometimes a pale fuscous spot on the disc.

The most abundant species of this genus in the south of England, occurring in profusion in flowers and hedges throughout the metropolitan district in June and July. “Rachills, not common.”—*Rev. W. Little*. “Bottisham.”—*Rev. L. Jenyns*. “Weston.”—*Rev. A. H. Matthews*. “Cambridge and Monk’s-wood.”—*C. C. Babington, Esq.* “Common (near Swansea).”—*L. W. Dillwyn, Esq.*

Sp. 7. *pallida*. *Pallido-testacea, pubescens, immaculata, oculis, pectore, abdomine antennarumque apice nigris.* (Long. corp.  $1\frac{1}{4}$ — $1\frac{1}{2}$  lin.)

Mo. *pallida*. *Marsham*.—An. *pallida*. *Steph. Catal.* 249. No. 2469.

Pale *testaceous*, pubescent, *immaculate: eyes black: breast, abdomen, and apex of the antennæ dusky-black: legs entirely testaceous.*

Not very common; found at Ripley and in my own garden in the summer.

Sp. 8. *lurida*. *Lurido-testacea, subpubescens, oculis atris, abdomine nigricante, elytrorum apicibus fusciscentibus.* (Long. corp.  $1\frac{1}{2}$  lin.)

An. *lurida*. *Kirby MSS*.—*Steph. Catal.* 249. No. 2470.

*Lurid-testaceous*, slightly pubescent and shining; *eyes black: elytra with the apex somewhat fuscous: abdomen black: legs and base of antennæ pale testaceous, apex of the latter dusky.*

†Sp. 5. *thoracica*. *Nigra subpubescens, capite thorace, antennarum basi pedibusque quatuor anticis flavo-testaceis.* (Long. corp.  $1\frac{1}{2}$ ? lin.)

Mo. *thoracica*. *Linné*.—*Turton (!)*—An. *thoracica*. *Steph. Catal.* 249. No. 2480, *note*.

Black, slightly pubescent: head, thorax, base of the antennæ and the four anterior legs testaceous-yellow.

Indicated by Turton as British; I have not seen an indigenous specimen.

Taken within the metropolitan district in June, at Darent, Coombe, &c., but not very common. Found also in Suffolk.

Sp. 9. flava. *Flavo-testacea, subpubescens, pectore abdomineque nigris, elytris apice fuscis.* (Long. corp. 1—1 $\frac{1}{4}$  lin.)

Mo. flava. *Linné.*—An. flava. *Steph. Catal.* 249. No. 2471.

*Testaceous-yellow, slightly pubescent: eyes black: breast and abdomen also black: elytra testaceous, with the apex more or less indeterminately fuscous; legs and base of the antennæ pale flavescent; apex of the latter dusky.*

Also rather uncommon, found in June within the metropolitan district. “Common (near Swansea).”—*L. W. Dillwyn, Esq.*

Sp. 10. subtestacea. *Testacea, subpubescens, oculis antennarumque apice nigris.* (Long. corp. 1 $\frac{1}{2}$  lin.)

Mo. testacea. *Marsham.*—Mo. fusca  $\beta$ . *Steph. Catal.* 249. No. 2472.

*Testaceous, slightly pubescent, shining: with the eyes alone and apex of the antennæ black.*

From the Marshamian Collection. I know not its locality; it appears very distinct from the foregoing species, of which I formerly considered that it might be a variety.

Sp. 11. fusca. *Flava, pubescens, elytris obscurioribus fuscescentibus, oculis nigris.* (Long. corp. 1 $\frac{1}{2}$  lin.)

Mo. fusca. *Marsham.*—An. fusca. *Steph. Catal.* 249. No. 2472.

*Pale dull yellow, very pubescent: elytra obscure, somewhat fuscous: eyes black: tip of the antennæ fuscous.*

Also from the Marshamian Cabinet; but found within the metropolitan district in June.

Sp. 12. testacea. *Testacea, subpubescens, capite nigro, thorace obscure testaceo.* (Long. corp. 1 $\frac{1}{2}$  lin.)

Mo. testacea. *Forster.*—An. testacea. *Steph. Catal.* 249. No. 2473.

*Testaceous, slightly pubescent; head entirely black: thorax obscure testaceous, sometimes fuscous: legs and antennæ entirely pale testaceous.*

Not very common; found within the metropolitan district in the summer.

Sp. 13. subfasciata. *Nigra, elytris testaceis fasciâ mediâ, suturâ maculâque basali fuscis, ore, antennarum basi, thoracis limbo, tibiis tarsisque flavo-testaceis.* (Long. corp. 1 $\frac{1}{2}$  lin.)

An. subfasciata. *Steph. Catal.* 249. No. 2474.

*Black, slightly pubescent: mouth and base of antennæ testaceous-yellow: thorax*

with the margins broadly testaceous-yellow, the disc transversely black: elytra testaceous, with the suture, a triangular patch at the base, and a broad abbreviated central fascia fuscous: femora pitchy-black; tibiæ and tarsi testaceous; apex of the antennæ fuscous.

My specimens of this species were captured within the metropolitan district in June; it does not appear to be common.

Sp. 14. quadripustulata. *Atra, subpubescens, elytris pustulis quatuor pallidè rufo-testaceis.* (Long. corp.  $1\frac{1}{2}$  lin.)

Mo. 4-pustulata. *Marsham.*—An. 4-pustulata. *Steph. Catal.* 249. No. 2475.

Black, slightly pubescent: legs and antennæ entirely black: elytra with two large pale rufo-testaceous blotches, one towards the base, the other near the apex.

Found within the metropolitan district, and also in Suffolk, and near Bristol.

Sp. 15. fasciata. *Fusco-nigra, elytris testaceis fasciâ medio suturâ apiceque nigris, ore, antennarumque basi testaceis.* (Long. corp.  $1\frac{1}{4}$ — $1\frac{1}{2}$  lin.)

Mo. fasciata. *Forster.*—An. nigricollis. *Steph. Catal.* 249. No. 2476.

Fuscous-black, pubescent: mouth and base of the antennæ testaceous: thorax immaculate, clothed with a testaceous-brown down: elytra testaceous, with a broad fascia in the middle, the suture narrowly and the apex black: legs and apex of the antennæ fuscous.

Common in June within the metropolitan district. “Cambridge.”  
—C. C. Babington, *Esq.*

Sp. 16. quadrinotata. *Atra, subpubescens, ore, antennarumque basi flavo-testaceis, elytris maculis quatuor testaceis.* (Long. corp.  $1\frac{1}{2}$  lin.)

An. 4-notata mihi.—*Steph. Catal.* 249. No. 2477.

Black, slightly pubescent; mouth and base of the antennæ testaceous-yellow; apex of the latter fuscous: thorax immaculate: elytra black, with four testaceous spots.

Found at Ripley and Hertford, and in other parts of the metropolitan district in June.

Sp. 17. biguttata. *Atra, elytris maculâ latâ baseos flavescenti, ore antennarumque basi testaceis.* (Long. corp.  $1\frac{1}{4}$  lin.)

Mo. biguttata. *Marsham.*—An. biguttata. *Steph. Catal.* 249. No. 2478.

Black, slightly pubescent: mouth and antennæ at the base testaceous: elytra with an irregular broad yellowish patch at the base towards the outer margin.

Not uncommon in flowery hedges throughout the metropolitan district. “Near Swansea, not common.”—L. W. Dillwyn, *Esq.*

“Bottisham.”—*Rev. L. Jenyns*. “Weston.”—*Rev. A. H. Matthews*. “Cambridge.”—*C. C. Babington, Esq.*

Sp. 18. *scapularis*. *Atra, subpubescens, elytris maculâ ovatâ baseos flavescenti.*  
(Long. corp.  $1\frac{3}{4}$  lin.)

An. *scapularis, mihi*. *Steph. Catal.* 249. No. 2479.

*Black*, slightly pubescent and shining: *elytra* with an indistinct ovate yellowish spot, placed obliquely at the base.

Of this large species I possess a single example, which was captured near Bristol.

#### GENUS CCCCLVI.—MORDELLA, *Linné*.

*Antennæ* filiform, more or less serrated from the middle to the apex, the two or three basal joints subcylindric and nearly equal, the three following obconic, the fifth rather longest, the five next compressed, subobtrigonal, with the inner angle produced to a point, the terminal joint slender and ovate-acute. *Palpi* unequal, *maxillary* with the terminal joint large, securiform; *labial* with the same joint transverse-ovate, truncate at the apex: *eyes* entire: *thorax* slightly ovate behind: *scutellum* distinct: *elytra* covering the wings, sublinear: *abdomen* produced behind into a more or less elongate style or process: *breast* produced behind into a broad plate, in which the posterior *legs* are placed; the latter stout, and elongate, with very short *tibiæ*; *tarsi* with entire joints.

*Mordella* may be recognized with the utmost facility by the more or less elongate, acute, style at the apex of the abdomen; by having the antennæ short, slightly serrated, the thorax lobed behind, the joints of all the tarsi entire, and the posterior tibiæ furnished with long spurs at the apex. Like the insects of the preceding genus, they are remarkable for the extension of the plate at the base of the abdomen, in which the posterior legs are seated.

Sp. 1. *abdominalis*. *Nigra, holosericeo-pubescens, ore, antennarum basi, thorace abdomineque flavo-testaceis.* (Long. corp.  $2\frac{1}{2}$ — $3\frac{1}{4}$  lin.)

Mo. *abdominalis*. *Fabricius*.—*Steph. Catal.* 249. No. 2481.

*Black*, with a silken pubescence: head slightly punctured: mouth and palpi testaceous: *thorax* smooth, *testaceous-yellow*, with a concolorous pile: *elytra* finely punctured: *breast* pitchy-black, punctured: *thorax* beneath and *abdomen* pale *testaceous-yellow*, the latter with an elongate black style: anterior pair of legs testaceous; intermediate piceous; posterior black: antennæ dusky-black, with the base and the terminal joint testaceous.

Not very uncommon; found occasionally in hedges in Copenhagen-fields and near Coombe-wood; also at Ripley, where in July,

1827, I captured eight species of this genus, some in plenty, in a single day. "Not uncommon (near Swansea)."—*L. W. Dillwyn, Esq.* "Monk's-wood."—*C. C. Babington, Esq.*

Sp. 2. *aculeata*. *Nigra immaculata, sericeo-pubescent, thorace brevi transverso, elytris attenuatis, aculeo ani elongato, antennis profundius serratis.* (Long. corp. 2—2½ lin.)

Mo. *aculeata*. *Linné.*—*Shaw. Gen. Z. vi. pl. 38.*—*Steph. Catal. 249. No. 2483.*

Immaculate black, with a silken pubescence: head convex; mouth piceous: *thorax short*, transverse, the base bisinuated, with the middle lobe a little emarginate, the disc very convex: *elytra attenuated*, with the apex rounded and gaping; with a single stria towards the suture: body more shining beneath, with a fine silvery pubescence, and an elongate anal style: legs and *antennæ* also black, the latter distinctly *serrated*.

Apparently scarce; one of my specimens I captured at Ripley, as alluded to above. "Common (near Swansea)."—*L. W. Dillwyn, Esq.* "Monk's-wood."—*C. C. Babington, Esq.*

Sp. 3. *pumila*. *Nigra immaculata, sericeo-pubescent, thorace longiori, elytris linearibus aculeo ani elongato, antennis vix serratis.* (Long. corp. 1½—2 lin.)

Mo. *pumila*. *Gyllenhal.*—*Steph. Catal. 249. No. 2483.*

Immaculate black, with a silken pubescence: *antennæ* filiform black, *very slightly serrated*: mouth piceous: *thorax* subquadrate, a little longer than broad: *elytra sublinear*, being a very trifle attenuated at the apex: body beneath black, with a slight shining pubescence, and an elongate anal style: legs also black.

This is not the Mo. *pumila* of Latreille, as quoted by Mr. Curtis, but of Gyllenhal. The former writer merely describes it as a species, but without a name.

Found occasionally upon umbelliferous flowers at Coombe-wood; and in plenty in a flowery lane near Ripley in June and July. "Not uncommon (near Swansea)."—*L. W. Dillwyn, Esq.*

Sp. 4. *ventralis*. *Nigra, holosericeo-pubescent, ore, antennarumque basi fusco-testaceis, abdomine flavo-testaceo, aculeo elongato nigro.* (Long. corp. 2½ lin.)

Mo. *ventralis*. *Fabricius.*—*Steph. Catal. 249. No. 2484.*

Black, clothed with a silken pubescence: head rather glossy, smooth: mouth dull testaceous: *thorax black*, quadrangular, with an ashy pubescence, tinted in certain lights with ferruginous: *elytra* considerably *attenuated* behind, with the pubescence fuscous, with a rusty hue: *abdomen testaceous-yellow*, dusky in the middle anteriorly, with an elongate *style* testaceous at the base, and *black* at the tip: anterior legs dull testaceous, intermediate piceous; posterior black: *antennæ* piceous, with the base dull testaceous.

Also rather scarce : found within the metropolitan district in June ; I have taken it at Darent, and also near Ripley.

Sp. 5. humeralis. *Nigra, cinereo-holosericea, ore, antennarum basi, thoracis lateribus, elytrorum maculâ humerali, pedibusque anterioribus flavo-testaceis.* (Long. corp.  $2\frac{1}{2}$  lin.)

Mo. humeralis. *Linné.—Steph. Catal. 250. No. 2485.*

*Black*, with an ashy pubescence : mouth entirely, and anterior margin of the forehead broadly testaceous-yellow : thorax rather longer than broad, longitudinally black in the middle, with the sides broadly and irregularly testaceous-yellow : elytra sublinear, with the apex rounded, the shoulder with an ovate testaceous-yellow spot, forming a continuation of the thoracic border : thorax beneath testaceous-yellow ; breast and abdomen black, the terminal segments of the latter with the margins sometimes dull testaceous, the anal style very elongate, slender, and pitchy : four anterior legs entirely testaceous ; posterior femora black, with the base and apex slightly testaceous ; tibiæ testaceous at the base, the apex fuscous : tarsi dull ferruginous : antennæ black, slightly serrated, with the three basal joints testaceous.

This species is also rather scarce : I found several specimens at Ripley in July, 1827. The insect occurs at Coombe-wood.

Sp. 6. axillaris. *Nigra cinereo-holosericea, ore, antennarum basi, thorace toto, elytrorum maculâ humerali, pedibusque anterioribus flavo-testaceis.* (Long. corp.  $2\frac{1}{2}$  lin.)

Mo. axillaris. *Gyllenhal, Ins. Suec. v. 2. f. 611.*

*Black*, with an ashy pubescence : mouth entirely testaceous ; forehead anteriorly obsoletely rufo-piceous : thorax totally immaculate, shining testaceous-yellow, clothed with a concolorous pubescence : elytra sublinear, finely punctured, with a wedge-shaped testaceous-yellow humeral spot : body beneath, anal style, and legs, as in the foregoing species : antennæ dusky black, with the base testaceous.

I possess a single example of this species, which I believe I formerly captured near Hertford.

Sp. 7. variegata. *Nigra, cinereo-holosericea, ore, thoracis limbo antico, elytrorum maculâ humerali, antennis pedibusque totis flavo-testaceis.* (Long. corp.  $2-2\frac{1}{2}$  lin.)

Mo. variegata. *Fabricius.—Steph. Catal. 250. No. 2486.*

*Black*, with an ashy pubescence : mouth entirely testaceous : thorax rather longer than broad, testaceous-yellow, with a large basal black spot, and the anterior margin sometimes fuscous : elytra with the apex rounded ; very finely punctulated ; deep black, with a large elongate testaceous-yellow streak at the base, attenuated behind, and extending nearly to the middle

of the disc: body black beneath, with the anal style elongate: *legs and antennæ entirely testaceous.*

The thorax is sometimes black, with the sides irregularly testaceous.

Not common; found near Ripley and at Darenth-wood in June and July.

Sp. 8. *flavescens.* *Ferruginea, pubescens, subtus pallidior, oculis solis nigris.*  
(Long. corp.  $2\frac{1}{2}$  lin.)

Mo. *flavescens.* *Marsham.*—Mo. *ferruginea*  $\beta$ . *Steph. Catal.* 250. No. 2487.

Entirely *ferruginous*, pubescent, paler beneath, with the *eyes* alone *black*; the anal *style* elongate, acute, and slightly *castaneous*, or *fuscescent*: *legs and antennæ* also *ferruginous*.

The elytra are sometimes slightly darker.

Fabricius having a Mo. *ferruginea*, I have employed Marsham's second name, or that applied to the variety, to designate this species.

Of this species I found several examples at Ripley in July, 1827; and I have also taken it at Darenth and Coombe woods, and near Hertford. "Near Swansea, frequent."—*L. W. Dillwyn, Esq.*

Sp. 10. *fasciata.* *Nigra, densius cinereo-pubescens, antennis tenuibus serratis, aculeo anali breviori, elytris cinereo-variegatis.* (Long. corp. 3—4 lin.)

Mo. *fasciata.* *Fabricius.*—*Samouelle, pl. 4. f. 8.*—*Steph. Catal.* 250. No. 2488.

*Black*, rather thickly punctulated, and *densely clothed* with an *ashy pubescence*: thorax short, transverse: with the limb and two dorsal lines with whitish pile: *elytra* sublinear, *rugose-punctate*, with a single entire sutural stria, the suture itself *densely clothed* with *whitish-ashy* down, dilated anteriorly towards the shoulders, and recurved on each side within the apex; a little behind the middle of each elytron is also a white lunate spot: *antennæ* slender, serrate: anal style short.

Rare within the metropolitan district, but apparently very abundant in some parts, especially in the New Forest and near Dover in June. "Occasionally found near Swansea."—*L. W. Dillwyn, Esq.*  
"Monk's-wood."—*C. C. Babington, Esq.*

†Sp. 9. *brunnea.* *Testacea, antennis elytrorum apicibus aculeoque nigris.*

Mo. *brunnea.* *Fabricius.* *S. E. ii. 125.*—*Curtis Guide, 37. (!)*

Head and thorax  $\frac{1}{2}$  *testaceous*, immaculate: *antennæ* *black* at the apex: *elytra* *testaceous*, with the tip *obscure*: abdomen *obscure*, with the *style* *black*: legs *testaceous*.

Given as British, and synonymous with the preceding species, in the work last quoted, evidently erroneously.



GENUS CCCCLVII.—RIPIPHORUS, *Fabricius*.

*Antennæ* remote, bipectinated in the males, uniserrated or branched in the females; the basal joint stout, elongate; the second small, third obconic, its inner edge and that of all the following produced into a tooth or branch, as above indicated, the terminal joint being simple. *Palpi* subfiliform, with the terminal joint obconic: *mentum* ovate: *labrum* elongate: *head* small: *eyes* entire: *thorax* produced in the middle behind: *scutellum* wanting: *body* compressed, arched, attenuated behind: *elytra* abbreviated, acuminate and gaping at the apex; *wings* longer than the elytra, exposed at the apex: *legs* elongate, simple; *tibiæ* with short spurs; *tarsi* with the joints entire.

The absence of the scutellum, and the greatly attenuated elytra of the insects of this genus, united to the flabellate or branched antennæ, exclusively of other characters, will enable the student to recognise this singular genus of insects, whose larvæ appear to be fostered in the nests of wasps.

Sp. 1. paradoxus. *Niger, subpubescens, thorace profundè sulcato, angulis posticis testaceis*:—mas. *antennis longiùs flabellatis, elytris testaceis*:—femina, *antennis brevius flabellatis, elytris totis nigris*. (Long. corp. 6—8 lin.)  
Mo. paradoxa. *Linné*.—Rh. paradoxus. *Curtis*, i. pl. 19.—*Steph. Catal.* 250.  
No. 2489.

Black, slightly pubescent, and obsoletely punctured: thorax with a deep and broad channel in the centre, its lateral angles broadly testaceous: abdomen testaceous-yellow, with its apex sometimes black. Male with the elytra testaceous, tipped with black, and the antennæ with elongate branches;—female with the elytra entirely black, and the antennæ with a single row of branches on one side.

Although the males, exclusively of the antennæ, are generally distinguished from the females by having the elytra pale, tipped with black, all the intermediate shades of colour exist; as in the series of the insect which I possess every gradation of tint from testaceous to black occurs, without reference to sex.

Not common near London; found occasionally on flowers at Coombe in August; but in some parts of the country it has been taken in profusion, especially near “Netley.”—*Rev. F. W. Hope*.  
“Once taken on the wing at Swaffham Bulbeck.”—*Rev. L. Jenyns*.  
“Godstone.”—*W. S. MacLeay, Esq.*

FAMILY LXI.—CEDEMERIDÆ, *Leach.*

*Mandibles* bifid at their extremities, or the tip entire and much bent: *maxillæ* with the exterior lacinia elongate, slender: *mentum* short, sometimes longer than broad: *labium* membranaceous: *palpi* with the terminal joint generally subobconic, or subobtrigonal, sometimes very large. *Antennæ* 10-12 jointed, filiform, with cylindric joints, or setaceous with obconic or obtrigonal joints, sometimes nearly as long as the body: *head* not cordate, inserted deeply in the *thorax*, the latter subquadrate, narrowed behind, or transverse orbiculate: *clypeus* more or less porrect: *body* usually elongate, flat on the back: *elytra* free; *wings* ample: *legs* moderate; *tarsi* with the penultimate joint generally bifid; the posterior rarely with five joints: *claws* simple.

The insects of this family are mostly of gay and lively colours, oftentimes brilliantly metallic; they have the body oblong, rather soft, their antennæ rather long, composed of from 10 to 12 joints, the palpi mostly of subequal length and often subfiliform, the clypeus more or less advanced, and the tarsi furnished with simple claws, by which last character they may be readily divided from the *Cantharidæ*.

In their first stage these insects appear to be xylophagous, and in their perfect state they frequent flowers, especially of the synganeous and umbelliferous kinds. The indigenous species may be thus distinguished into genera:

*Tarsi postici* 4-articulati.

*Antennæ* 11-aut 12-articulatæ.

*Elytra* subulata.

*Mandibulæ* apice indivisæ: . . . . . 458. SITARIS.  
bifidæ: . . . . . 460. CEDEMERA.

*Elytra* haud subulata.

*Antennæ* filiformes aut setacæ, haud serratæ.

*Thorax* immarginatus, oblongus.

*Femora* omnia subæquales: . . . . . 459. ISCHNOMERA.  
postica plus minus incrassatæ: . . . . . 461. ONCOMERA.

*Thorax* marginatus transversè-orbiculatus: . . . . . 462. NOTHUS.

*Antennæ* serratæ: . . . . . 464. CALOPUS.

*Antennæ* 10-articulatæ: . . . . . 463. CONOPALPUS.

*Tarsi postici* 5-articulati.

*Antennæ* simplices, subfusiformes: . . . . . 465. LYMEXYLON.  
serratæ: . . . . . 466. HYLECÆTUS.

GENUS CCCCLVIII.—SITARIS, *Latreille*.

*Antennæ* filiform, longest in the males, rather stout, with subcylindric joints, the first most robust, the second minute, thrice as short as the third, which is slightly elongate, and, with the remainder, obconic-cylindric, the terminal one being ovate. *Palpi* filiform, subequal, maxillary with the terminal joint subovate, labial with the same joint subobconic: *labrum* transverse, semi-orbicular: *mandibles* stout, acute, with the apex elongate: *mentum* oblong: *head* inflexed: *eyes* lunate: *thorax* orbiculate-quadrate: *scutellum* large: *elytra* shorter than the body, very much attenuated towards the apex, and gaping: *wings* ample: *abdomen* short: *legs* stoutish: *tibiæ* slender, simple, posterior with very short spurs; the apex truncate: *tarsi* simple.

The undivided mandibles and simple tarsi of *Sitaris*, combined with the diversity in the form of the antennæ, palpi, &c., as well as the abbreviated, subulated, divaricating, elytra, and ample wings, well distinguish it from the other genera of this family. One British species only is known, which is supposed to reside in its early state in the nests of solitary bees, the imago occurring in that of *Anthophora retusa*.

Sp. 1. humeralis. *Nigra, elytris basi flavescens, ab humeris attenuatis, subulatis.* (Long. corp. 5—6½ lin.)

Nc. humeralis. *Fabricius*.—Si. humeralis. *Steph. Catal.* 250. No. 2490. —*Curtis*, viii. pl. 340.

Black, coarsely punctured: elytra finely punctured, of a dusky violaceous-black, with the base yellowish, attenuated from the shoulders, and subulated.

This insect must be esteemed rare in this country: it is however pretty generally distributed throughout the south of England; having been taken in Devonshire, the New Forest, near London (in comparative plenty by Mr. Badger, under a water-butt in a garden, two seasons back, at Chelsea), in Warwickshire, near Oxford, and in Kent.

GENUS CCCCLIX.—ISCHNOMERA\* *mih*.

*Antennæ* filiform, rarely setaceous, 11 or 12 jointed, the articulations elongate, somewhat thickened towards the apex, the third and fourth joints longest, the second shortest, the remainder of nearly equal length, the apical one being suddenly attenuated, and ending in a point. *Palpi* maxillary with the

---

\* *Ισχνος*, gracilis, *Μηρος*, femur.

terminal joint slightly securiform: *head* produced anteriorly: *eyes* prominent: *thorax* unequal, foveolated, narrowed behind: *elytra* sublinear, sometimes slightly attenuated behind: *legs* slender; *femora* simple in both sexes: *tarsi* with the penultimate joint slightly bifid.

The slender uniform femora of the insects of this genus point out their distinction from their allies, exclusively of the difference in the form and proportion of the articulations of the antennæ. The genus even as at present constituted requires subdivision; as the first species has twelve distinct joints to the antennæ in the male, and the last species has those organs constructed very like those of the following genus, and the elytra become attenuated, thereby clearly showing the passage between the genera, from which the slenderness and simplicity of the posterior femora remove it.

#### A. Elytra sublinear.

Sp. 1. *melanura*. *Capite thoraceque flavo-testaceis, elytris pallidis apice nigris, pectore abdomineque nigro-piceis*:—mas. *thorace utrinque maculâ laterali nigrâ*. (Long. corp. 4—9 lin.)

Ca. *melanura*. *Linné*.—*Æd. melanura*. *Steph. Catal.* 251. No. 2499.

Head and thorax testaceous-yellow, the latter in the males with a black spot on each side, or almost entirely black: elytra pale, rarely fuscous, with the apex, which is acuminate, black, tinted with violaceous: breast and abdomen pitchy-black; the apex of the last, with the penultimate joint bilobed and concolorous in the males, simple and pale in the females: femora dusky; tibiæ and tarsi dull testaceous; antennæ the same.

Some examples are more suffused with black, or fuscous, than others; and the insect varies amazingly in size.

The male has twelve distinct joints to the antennæ.

Abundant in June and July, on the banks of the Thames, from Sheerness to London, and not unfrequently taken on those of other large rivers, as the Severn, Humber, &c.: the larvæ feeds upon ship timber, and has been taken abundantly at Chatham. “Deal.” *Rev. F. W. Hope*. “Portsmouth.”—*Rev. A. H. Matthews*.

Sp. 2. *flavicollis*. *Æneo-niger, thorace fulvo, elytris coriaceis opacis, lineis quatuor elevatis*. (Long. corp. 5—6 lin.)

Né. *flavicollis*. *Panzer, F.* xxiv. f. 18.—*Æd. fulvicollis?* *Steph. Catal.* 251. No. 2498.—*Æd. sanguinicollis*. *Curtis, ix. pl.* 390.

Brassy-black, punctured and slightly pubescent: head greenish: thorax fulvous, with a black patch in the middle beneath, with three impressed dots, two placed anteriorly and one at the base: elytra dull olive-green, coriaceous, with three elevated lines on the disc of each, and a fourth somewhat

abbreviated on the lateral margin: legs brassy: antennæ fuscous, with the three basal joints pale beneath.

Fabricius says his *Ne. sanguinicollis* has the body and elytra fuscous, and that one sex has the hinder femora incrassated: he also describes his *Ne. fulvicollis* as having the apex of the abdomen fulvous; neither of which characters agree with the indigenous insect; but, as Panzer's figure and description correspond, I have reverted to his name, as originally placed in my cabinet.

Rare; found on flowers, in decayed trees in Windsor and the New Forests; near Bristol, and in Ireland. "New Forest in June last."—*Revs. F. W. Hope and G. T. Rudd.*

Sp. 3. *cærulea*. *Cæruleo-virescens, antennis nigris, elytris coriaceis, opacis, lineis tribus elevatis.* (Long. corp. 3—4½ lin.)

Ca. *cærulea*. Linné.—Æd. *cærulescens*. *Steph. Catal.* 251. No. 2497.

*Blue-green*, finely punctured and slightly pubescent: thorax short, glossy, unequal, narrowed behind, with the disc irregularly foveolated: *elytra* sub-linear, *opaque*, thickly and rather deeply rugose-punctate, each with three slightly *elevated* parallel lines, reaching nearly to the apex, and a very short one on the outer margin: *legs bluish-green*, with the tibiæ and tarsi fuscous: *antennæ black*.

Linnaeus was evidently acquainted with this species, as well as with *Ædemera cærulea*, and as the latter insect does not appear, either from his works or from the subsequent labours of Swedish entomologists, to be indigenous to Sweden, the reference given by Mr. Curtis to the *Fauna Suecica* is unquestionably erroneous; and as Gyllenhal refers the Linnean variety with black antennæ to this species, I have followed his example.

Much less common than the preceding insect: it however occurs not unfrequently at Darent in June, and also in Norfolk, Suffolk, Dorsetshire, Devonshire, &c. "New Forest."—*Rev. A. H. Matthews*. "Tavistock-square, London."—*Mr. Ingpen*.

B. Elytra attenuated posteriorly.

Sp. 5. *lurida*. *Obscure cæruleo-virescens punctatissima, thorace breviori, elytris elongatis subattenuatis.* (Long. corp. 2½—4 lin.)

†Sp. 4. *viridissima*. *Viridi-ænea, punctatissima, antennarum basi pedibusque testaceis, geniculis nigris.* (Long. corp. 4 lin.)

*Ne. viridissima*. Fabricius.—Turton. (!)—Æd. *viridissima*. *Steph. Catal.* 251. No. 2496, note.

*Brassy-green*, punctured, with the base of the antennæ and the *legs testaceous*, the joints of the latter black.

Indicated, though improperly, as British by Turton.

*Ne. lurida.* *Marsham.*—*Æd. lurida.* *Steph. Catal.* 251. No. 2494.

*Dull bluish-green, or greenish-blue, the latter colour predominating on the head: eyes brownish: thorax short, rather broadest in front, with an impression on each side behind the middle, the disc slightly depressed, with three foveæ, thickly rugose-punctate, and slightly pubescent: elytra also thickly rugose-punctate, with two somewhat elevated lines on the disc of each, the inner one shortest: body more glossy beneath: head and antennæ greenish-blue.*

Large females have been considered distinct under the name *Æd. Leontodontis.*  
—*Syst. Catal.* 251. No. 2495.

Abundant during June and July in grassy places in the south of England, especially near Hertford and Ripley; found also in Devon and Cornwall. “Wood Ditton.”—*Rev. L. Jenyns.* “Weston.”—*Rev. A. H. Matthews.* “Swansea.”—*L. W. Dillwyn, Esq.*

#### GENUS CCCCLX.—*ÆDEMERA, Olivier.*

*Antennæ* setaceous, nearly as long as the body, pubescent; basal joint stout, subclavate, second minute, ovate, seated obliquely on the apex of the first, the remainder long and slender, gradually decreasing in length to the apex, the terminal one acute. *Palpi* long, the terminal joint ovate-truncate, the maxillary longest: *labrum* transverse-ovate: *mandibles* subtrigonal, bifid at the apex: *mentum* subquadrate: *head* nutant, produced in front: *eyes* prominent: *thorax* subquadrate, narrowed towards the base; the back unequal: *elytra* elongate, subulate, divaricating: *wings* exposed: *body* sublinear: *legs* all slender and simple in the females, the posterior in the males pilose, with the femora very much thickened and curved, and the tibiae also incrassated, compressed, bent, angulated above at the base, and terminating at a point within at the apex: *tarsi* with the penultimate joint bilobed.

I would restrict the genus *Ædemera* to such insects as have the antennæ pilose, setaceous, nearly as long as the body, composed of cylindric joints, decreasing in length to the apex; united to subulated elytra and a bifid apex to the mandibles; and in the males to a highly incrassated posterior femur, curved posterior tibiae, with an acute apex, and the tarsi united laterally thereto. The species (which are numerous on the Continent) are generally found upon flowers.

Sp. 1. *cærulea.* *Viridis aut cærulea, flavescenti-sericea, nitida, elytris subulatis, singulo lineâ longitudinali elevatâ parvâque abbreviatâ, interiori, ad basin: —mas. femoribus posticis clavatis.* (*Long. corp.* 4—6.)

*Ne. cærulea.* *Linné.*—*Dorovan.* xvi. pl. 558.—*N. G. cærulea.* *Steph. Catal.* 250. No. 2491.

*Green or blue*, with a flavescent pile, and very *glossy*: head and thorax rugulose-punctate, the latter transversely coarctate: elytra subulated, coriaceous, each with a longitudinal elevated line, and a shorter one within towards the scutellum: male with the posterior femora large, curved, concolorous with the body, the tibiæ of the same legs robust, bent, compressed, pilose within, and as it were jointed at the base; the anterior tibiæ sometimes testaceous within at the base: antennæ and palpi blue-green.

Extremely variable in colour; some examples have the elytra bright violet, and a similar hue on the head; others are rich grass-green, and some of a yellowish or golden-green.

The insect described by Linnæus in *Fauna Suecica*, No. 716, is evidently *not* this species, which does not appear to inhabit Sweden, though known to the "great master" as a native of Southern Europe. The *Ne. clavipes* of Gyllenhal referred to this species, being opaque obscure dull green, with the anterior legs and base of the antennæ pale testaceous; the mouth and palpi ferruginous, &c.

Very abundant during the summer throughout the south of England. "Bristol."—*G. Waring, Esq.* "On the blossoms of *Geranium sanguineum*, Wood Ditton."—*Rev. L. Jenyns.* "Weston."—*Rev. A. H. Matthews.* "Swansea."—*L. W. Dillwyn, Esq.*

‡*Sp. 2. marginata. Nigra, elytris testaceis, margine omni nigro.* (Long. corp. 5 lin.)

*Ne. marginata. Fabricius.*—*N. G. marginata. Steph. Catal. 250. No. 2492.*

Head and thorax *black*, immaculate: *elytra testaceous*, with the entire margin *black*: abdomen *black*, with the sides testaceous: legs *black*.

An indigenous specimen, I believe, of this species is in the collection of Mr. Haworth, who obtained it from that of Mr. Francillon.

#### GENUS CCCCLXI.—ONCOMERA\* *mihî*.

*Antennæ* setaceous, much shorter than the body, slightly pubescent, the basal joint elongate, slightly attenuated at the base, the second short, ovate-subcylindric; the remainder rather more slender, elongate, gradually decreasing in length to the apex, the terminal one abruptly strangulated in the middle, giving the appearance of a twelfth joint. *Palpi* unequal, the maxillary much longer than the labial, the terminal joint elongate, obliquely truncate: *labrum* transverse-quadrate: *mandibles* bifid at the apex: *mentum* transverse: *head* rather narrowed behind, and produced in front: *thorax* elongate, unequal, the lateral margins deflexed, the base slightly narrowed:

\* Ογκος, tumor, Μηρος, femur.

*elytra* elongate, sublinear, slightly gaping at the apex: *abdomen* acute at the tip: *legs* elongate, slender, and simple; posterior femora in the male considerably incrassate and slightly bent; *tibiæ* also thickened, angulated at the base, a little curved, and abruptly truncate at the apex; *tarsi* with the penultimate joint bilobed.

By the incrassated posterior femora and curved *tibiæ* of the same legs, the males of this genus resemble those of the foregoing, but the femur is less swollen, and the tibia is truncate at the apex. The antennæ are comparatively abbreviated, and have the terminal joint strangulated in the middle: the *elytra* are sublinear, slightly divaricating at the apex, &c.

Sp. 1. *Podagrariæ*. *Pallide-flava, oculis thoracisque lateribus nigris, elytris fuscescente-testaceis, pedibus flavis, femoribus annulo nigro, pectoris lateribus abdominisque basi fusco-nigris.* (Long. corp. 6—8 lin.)

Ne. *Podagrariæ*. *Linné?*—Ne. simplex. *Donovan, x. pl. 358. f. 2. 9.*—On. *Podagrariæ. Steph. Catal. 251. No. 2493.*

Pale yellow: eyes and sides of the thorax black, the latter foveolated, the disc with an elevated dorsal line, and a shorter one on each side at the base: *elytra* fuscescent-testaceous, with two slightly elevated lines: sides of the breast and base of the abdomen fuscous-black: legs pale yellow, the femora with an irregular black ring near the apex, and the posterior femora very large and much thickened in the male, and the *tibiæ* of the same legs curved and, as if, geniculated at their origin: antennæ pale yellow.

The forehead has sometimes a fuscous or black patch in its centre.

*Linnaeus's* definition of Ne. *Podagrariæ* does not well accord with this species; he says, "*Corpus nigrum, antennarum basis, palpi, elytra excepto apice, pedes 4 anteriores, femorum posticorum basis testacea;*" and his specific character commences, "*Elytris subulatis,*" &c. which can scarcely be applied to the indigenous species. *Gyllenhal's* Ne. *Podagrariæ* is again a different insect, that being greenish-black, with the base of the antennæ, the *elytra* (which have the outer margin fuscous) and the legs testaceous, with the hinder *tibiæ* and *tarsi* fuscous, and the apex of the hinder femora black.

Found in various parts of the country, but not very common, in June and July; during the last month in 1827 I found specimens in a garden at Ripley, flying in the evening: it likewise occurs at Darenth, near Reading, Oxford, Exeter, &c. "Tunbridge Wells."  
—*Mr. Raddon.*



GENUS CCCCLXII.—NOTHUS, *Ziegler*.

*Antennæ* 11-jointed, simple, filiform, the basal joint robust, second very short, remainder of nearly equal length, the terminal one shortest, elongate-acuminate, and the basal ones rather longer than the other. *Palpi* unequal; *maxillary* with the terminal joint elongate-securiform; *labial* with the same joint transversely produced, and also securiform: *mandibles* entire at the apex: *labium* deeply notched: *head* nutant, with a rather broad base: *eyes* emarginate: *thorax* transverse-orbiculate, with the sides margined: *body* elongate, of soft texture, nearly cylindric, narrow: *coleoptera* not broader than the thorax: *legs* moderate; *femora* slightly thickened: *tibiæ* simple, with extremely short spurs at the apex; *tarsi* with the penultimate joint bilobed: male with the posterior *femora* considerably incrassated, concave within, with an obscure tooth towards the apex, and the *tibiæ* of the same legs stout, curved, angulated at the base, and terminating at the apex within in an acute spine, the apex itself with two short spurs.

The male *Nothus* may be instantly recognised by its incrassated posterior femora, combined with the securiform palpi, broad transversely-ovate thorax, and linear elytra, exclusively of other characters; and the female, which sex closely resembles a *Conopalpus*, differs therefrom by its 11-jointed antennæ, and from the other genera of this family by the structure of its palpi, thorax, &c. The species are found on flowers.

†Sp. 1. *bimaculatus*. PLATE XXV. f. 3. ♂; f. 2. ♀—*Ater, ore, fronte, antennarum femorum tibiærumque apicibus, thoracis limbo lineæque longitudinali rufis*; mas.: *aut pallidus vertice, thorace maculis duabus, elytrorum apice geniculis tarsisque atris*; fœm. (Long. corp. ♂  $5\frac{1}{2}$  lin. ♀ 4 lin.)

*Nothus bimaculatus*. *Olivier*.—*Steph. Catal.* 252. No. 2502.

Male fuscous-black, slightly pubescent: mouth and labrum rufous: thorax with the margins and a dorsal line pale rufous; elytra transversely rugulose, immaculate, with the lateral margins faintly rufescent: body beneath rufous at the apex: legs bright rufo-testaceous, with the apex of all the femora, and of the tibiæ and the tarsi, fuscous-black: three basal joints of the antennæ rufous, the remainder black. Female with the mouth, thorax, and legs rufo-testaceous, the latter palest: the head posteriorly, two small spots on the thorax, and the tips of the femora, and of the tarsi and posterior tibiæ, the breast, a row of spots on each side of the abdomen, and apex of the antennæ black; the base of the latter pale: elytra also pale testaceous, with the apex, and a faint lateral streak black.

Of this rare insect about a dozen examples have come beneath my inspection; one of these was taken near Windsor in June, 1816, a

second in Hunts, and the others were captured "On the whitethorn (*Cratægus Oxyacantha*) at Monk's-wood, in May, 1831."—*C. C. Babington, Esq.*, who kindly supplied me with the female.

GENUS CCCCLXIII.—*CONOPALPUS*, *Gyllenhal.*

*Antennæ* 10-jointed, filiform, robust, compressed; basal joint small, second minute, third subcylindric, truncate, six following compressed, slightly produced within, tenth as long as the ninth, cylindric, subacuminated. *Palpi* unequal, maxillary elongate, serrate beneath, with the terminal joint very long, conic, pubescent: labial short, with the apical joint very broad, pilose, securiform: *head* deflexed, rounded: *eyes* reniform: *thorax* transverse: *elytra* ovate: *body* linear-elongate, soft: *legs* slender, simple; *tarsi* with the penultimate joint bilobed.

The 10-jointed antennæ of the insects of this genus at once distinguish it from the other genera of this group of Coleoptera. The species in the first stage subsist upon decayed or decaying trees, and in their imago stage are found upon flowers, or in thick hedges.

Sp. 1. testaceus. *Pallide testaceus, subtilissimè punctulatus, subpubescens; oculis nigris, antennis nigricantibus, basi pallido.* (Long. corp. 3—3½ lin.)

Me. testacea. *Olivier.*—Zo. testacea. *Curtis*, iii. pl. 112.—Co. testaceus. —*Steph. Catal.* 252. No. 2503.


Pale testaceous, thickly punctured, slightly pubescent and shining: *eyes* and tip of mandibles black: antennæ fuscous, with the base pale: legs pale.

Not common, but has been taken in several places within the metropolitan district, in June; on trunks of trees in Kensington Gardens it has recently occurred, and also near Ripley: but in the New Forest, Hants, it appears to be in much greater plenty. "Cobham Park, Surrey, and Bessel's Green, Kent."—*A. Cooper, Esq.*

Sp. 2. Vigorsii. PLATE XXV. f. 1.—*Niger subpubescens, ore, antennarum basi, thorace pedibusque rufo-testaceis, elytris vagè punctatis.* (Long. corp. 3½ lin.)

Hellenia Vigorsii. *Mac Leay MSS.*—Co. Vigorsii. *Steph. Catal.* 252. No. 2504.

Black, clothed with a delicate flavescens silken pubescence: mouth, labrum, and palpi testaceous: apex of the mandibles piceous: *thorax* immaculate rufous: *elytra* thickly and somewhat irregularly punctured, totally black: *legs* entirely pale rufo-testaceous; base of the antennæ the same; apex black.





Gyllenhal's *Conopalpus flavicollis* is said to be pitchy-brown where the above is black, and to have the base and lateral margin of the elytra to the middle rufous. It probably may be an immature state thereof, as Gyllenhal had seen only a single example.

Found in Cumberland by Mr. Weaver in August, 1827; about three specimens had previously been taken in England, but I am not aware of their exact locality.

GENUS CCCCLXV.—LYMEXYLON, *Fabricius*.

*Antennæ* 11-jointed, pilose, simple; subfusiform, the basal and apical joints most slender, the last suddenly attenuated in the middle. *Palpi* dissimilar in the sexes, maxillary largest, with the terminal joint distinctly incrassate, ovate-truncate in the female; pendulous and branched in the males; labial approximating in the males, remote in the females: *mandibles* short, stout, sinuated within in the females: *head* vertical, suborbicular, with a short neck: *eyes* pubescent: *thorax* oblong, subcylindric: *elytra* abbreviated, subulate, divaricating at the apex: *body* very much elongate, linear-cylindric: *abdomen* very long, ovate, and depressed at the apex: *legs* slender: *femora* compressed; *tibiæ* and *tarsi* simple, the last all 5-jointed.

This singular genus of insects unquestionably belongs to this family, as placed in my Catalogue, notwithstanding it possesses five joints to all the tarsi, its habit and general structure evidently point-

GENUS CCCCLXIV.—CALOPUS, *Paykull*.

*Antennæ* 11-jointed, filiform, rather deeply serrated, the second joint acuminate, terminal elongate, slender, simple. *Palpi* unequal; maxillary elongate, porrect, with the terminal joint subsecuriform; labial with the same joint thickened and ovate: *mandibles* bidentate at the apex: *body* elongate, narrow; *head* and *thorax* rather narrower than the abdomen: *eyes* large, lunate: *elytra* linear: *legs* slender; *femora* compressed; *tibiæ* with very short spurs; *tarsi* with the terminal joint bifid.

‡Sp. 1. *serraticornis*. *Brunneus, pubescens, punctulatus, oculis nigricantibus, elytris subruguloso-punctatis, lineis aliquot elevatis, vix distinguendis.*

Ce. *serraticornis*. *Linné*.—*Turton*. (!)—*Ca. serraticornis*. *Steph. Catal.* 252. No. 2505.

Pale brown, pubescent, punctulated: eyes dusky: thorax a little unequal, with the sides slightly dilated anteriorly, rounded: elytra somewhat rugulose-punctate, with several very obscure elevated lines.

*Turton* indicates this as British.

ing out this as its true location, and showing the inutility of attending strictly to the number of joints of the tarsi, or indeed of an adherence to any single character. The extraordinary structure of the maxillary palpi of the male forms a very prominent characteristic of that sex; and the female may be known by its short gaping elytra, subfusiform antennæ, &c. They destroy wood in their larva state.

Sp. 1. navale. *Pubescens, niger, elytrorum basi interiori, abdomine pedibusque flavescentibus: femina, lutea, capite alis elytrorum margine apiceque nigricantibus.* (Long. corp. 2—5 lin.)

Ca. navale. *Linné.*—Ly. navale. *Steph. Catal. 251. No. 2530, note.*—*Curtis, viii. pl. 382.*

Pubescent: male black, with the inner base of the elytra, the abdomen and legs flavescens: antennæ fuscenscent: female larger, luteous: thorax rufotestaceous: head, margin and apex of the elytra, and wings, dusky-black: the elytra each with two obscure elevated lines: antennæ fuscenscent: legs pale.

This extraordinary insect has long been reported to inhabit Britain, but until July, 1829, no authentic specimen had occurred; at that period, however, a single female was taken out of an oak in Windsor Forest, by my friend J. H. Griesbach, Esq.

GENUS CCCCLXVI.—HYLECÆTUS, *Latreille.*

*Antennæ* serrate, with the fourth and fifth joints equal. *Palpi* maxillary largest, incrassate at the apex, and in the male branched: *head* vertical, subglobose, with a short neck: *thorax* short, transverse: *elytra* linear-elongate: *abdomen* long: *legs* slender, simple: *body* cylindrical.

†Sp. 1. dermestoides. *Pubescens, niger, elytris testaceis apice nigris, pedibus pallidis:—femina, testaceus tota, oculis, alis pectoreque nigris.* (Long. corp. 4 lin.)

Ca. dermestoides. *Linné.*—Hy. dermestoides. *Latreille. (!)*—*Steph. Catal. 252. No. 2501, note.*

Pubescent, black: elytra testaceous, with the apex black: legs pale: female testaceous, with the eyes, wings, and breast black.

*Latreille* gives this as British, but of his authority I am not aware.

FAMILY LXII.—PYROCHROIDÆ, *Leach*.

*Mandibles* acute, bidentate at the apex: *maxillæ* with the inner lacinia wanting: *labium* membranaceous: *palpi* unequal, with the terminal joint stout, somewhat securiform. *Antennæ* filiform, serrate or pectinated: *head* entirely exserted, subcordate, with the posterior margin broad, rounded: *body* oblong, subdepressed; *thorax* narrower than the *abdomen*; the latter obtuse behind: *tarsi* all with the penultimate joint bifid: *claws* simple, heteromerous.

The Pyrochroidæ are insects of a very lively and splendid hue, and may be instantly recognized by their exserted head bearing filiform, pectinated or serrated, antennæ, ample elytra, much wider than the head and thorax, simple claws, &c. Their larvæ are long, scaly, depressed, with six short legs anteriorly, and two processes on the upper surface of the anal segment; they reside in decaying wood. The species frequent flowers, trees, and hedges, during the end of spring and the early summer months.

GENUS CCCCLXVII.—PYROCHROA, *Geoffroy*.

*Antennæ* rather longer than the head and thorax, pectinated in the males, serrated in the females, the articulations obconic, the internal apex, especially of the last, being produced into a branch or tooth, according to the sex. *Palpi* maxillary elongate, porrect, with the terminal joint elongate-obtrigonal, compressed; *labial* filiform: *mentum* transverse-quadrate: *labium* bifid: *head* nutant, with a distinct neck: *eyes* emarginate within: *thorax* suborbiculate, margined behind: *elytra* broad immarginate: *legs* rather stout: *tibiæ* elongate, with very short spurs.

There is but one indigenous genus of this family, which is distinguished by the characters above stated, and by the beautiful red or sanguineous hues which adorn the upper surface of the body.

Sp. 1. *rubens*. *Atra*, *subnitida*, *capite*, *thorace*, *scutello elytrisque rufo-sanguineis*, *parum pubescentibus*, *thorace postice paulo angustiori*. (Long. corp. 5—8 lin.)

Py. *rubens*. *Fabricius*.—*Steph. Catal.* 252. No. 2506.—Py. *coccinea*. *Donovan*, ii. pl. 56. f. 1.

*Black*, and slightly shining; with the entire *head*, *thorax* above and its sides beneath, *scutellum*, and *elytra* sanguineous-red, and pubescent: *thorax*

rather narrowed behind, with a deep bifid dorsal channel reflexed in a curve on each side: eyes brown.

Extremely abundant throughout the south-eastern portion of England, from April to August; though, according to Latreille, it is rare in Europe. "Bottisham, common."—*Rev. L. Jenyns*. "Weston."—*Rev. A. H. Matthews*. "Cummingsdale."—*T. C. Heysham, Esq.* "Swansea."—*L. W. Dillwyn, Esq.*

Sp. 2. coccinea. *Atra nitida, thorace supra elytrisque sanguineis immaculatis, pube densâ depressâ concolori tectis.* (Long. corp. 6—7 lin.)

Ca. coccinea. *Linnè.*—*Samouelle, pl. 3. f. 3.*—*Steph. Catal. 253., No. 2507.*

Shining black: *thorax* depressed, bright sanguineous, with a faint longitudinal furrow, and densely pilose: *elytra* also bright sanguineous, with a concolorous depressed pubescence: *scutellum* dull black.

Local, but not uncommon in some parts of the country, especially at Darenth and Birch woods in June and July. It has also occurred during the past year in the "New Forest."—*Revs. G. T. Rudd and F. W. Hope.*

#### FAMILY LXIII.—CANTHARIDÆ, *Leach.*

*Mandibles* acute at the apex, and entire: *maxillæ* with two membranaceous laciniae: *labium* subcoriaceous: *palpi* unequal, filiform, sometimes slightly incrassate. *Antennæ* various, rarely subclavate: *head* large, more or less cordiform, united by a distinct *neck* to the *thorax*, the latter small, subquadrate, or cordiform, rarely transverse: *elytra* flexible, subinflexed, narrow and elongate, or short and divaricating from the suture: *abdomen* soft, sometimes very large; *tarsi* heteromorous, with entire joints: *claws* bifid at the apex.

The bifid claws of the insects of this family at once distinguish them from the other heteromera; to which may be added their broad exserted head, united to the thorax by a distinct neck, their small subquadrate thorax, flexible elytra, which are sometimes very much abbreviated, and divaricate considerably at the apex, which is occasionally obliquely subtruncate; the abdomen is generally very large and soft, and the tarsi have entire joints. Many of the species when touched feign death, and others exude an oleaginous substance from the sides of the abdomen; some again are remarkable for their vesicatory powers. All of them subsist upon vegetable substances.



The indigenous species may be thus divided into genera :

|                                                                      |                    |
|----------------------------------------------------------------------|--------------------|
| <i>Elytra</i> abdomine plerumque breviora, postice late dehiscentia. | <i>Atæ</i> nullæ.  |
| <i>Antennæ</i> medio crassiores, distortæ . . . . .                  | 468. PROSCARABÆUS. |
| filiformes, aut extrorsum crassiores : . . . . .                     | 469. MELOE.        |
| <i>Elytra</i> elongata, linearia, suturâ rectâ. <i>Atæ</i> amplæ.    |                    |
| <i>Palpi maxillares</i> articulo ultimo subovato : . . . . .         | 470. CANTHARIS.    |
| securiformi : . . . . .                                              | 471. SYBARIS.      |

GENUS CCCCLXVIII.—PROSCARABÆUS, *Leach*.

*Antennæ* distinctly incrassated in the middle, distorted in the males, first and third joints equal, second small, globose, fourth as broad as the third, subglobose, fifth cylindrical-obconic, sixth compressed, inserted in the outer margin of the apex of the fifth, seventh dilated and incurved, eighth arising from near the apex of the seventh, and with the two following small, subglobose, terminal one elongate-acuminate : in the female the second joint is slightly pedunculated, and the five following joints are distinctly incrassate, with a slight distortion between the sixth and seventh. *Palpi* with the terminal joint slightly thickened : *head* vertical, broader than the *thorax*, the latter small, subquadrate, flat on the back : *eyes* sublunate : *scutellum* minute : *elytra* generally much shorter than the abdomen, oval, the base of one overlapping that of the other, the apex diverging : *wings* none : *abdomen* ample, soft, especially on the sides : *legs* robust, elongate : *tarsi* densely pilose beneath.

How far it is advisable to separate this genus from the following may perhaps be questioned ; but as the antennæ are evidently dissimilar in their structure from those of the following genus, I shall continue to discriminate them as indicated in my Catalogue. The Proscarabæi may be known from the other indigenous genera of this family by their distorted antennæ, of which the basal and apical joints are manifestly more slender than the intermediate ones, and the latter are of dissimilar form in the sexes. There appears to be either some strange misconception amongst entomologists of note respecting the larvæ of these insects, or otherwise their economy is very anomalous. They seem to be produced from a mass of clear yellowish eggs, and almost immediately to attach themselves to bees, flies, &c., but others doubt the fact : the imago feeds upon chickweed, ranunculi, and other herbaceous plants.

Sp. 1. violaceus. *Violaceus, capite thoraceque punctatis, clytris rugosis, thorace postice emarginato.* (Long. corp. 4 lin.—1 unc. 3 lin.)

Me. violaceus. *Marsham.—Linn. Trans. (Leach.) xi. pl. vii. f. 3, 4, 5.—Pr. violaceus. Steph. Catal. 253. No. 2508.*

*Violaceous*, shining: *head* with distinct impressed points: *thorax* also *punctured*, emarginate behind, and sometimes with an excavation on each side: *elytra* *slightly rugose*, with the apex rather acute: abdomen *atrous*, above with a *rugose violet* spot on each segment, beneath entirely *violet*: legs and antennæ *violescent*, the apex of the latter *piceous*.

Less abundant than the following insect in the neighbourhood of London; though apparently equally abundant in Norfolk, Suffolk, and other remote parts of the country, from the end of April to the beginning of June. "Common in Cambridgeshire, in the spring."—*Rev. L. Jenyns*. "Weston."—*Rev. A. H. Matthews*. "Taken in the neighbourhood of Swansea by Mr. Jeffreys."—*L. W. Dillwyn, Esq.*

Sp. 2. *vulgaris*. *Niger, capite thoraceque punctatis, elytris rugosis, lateribus capituli thoracisque, pedibus antennisque violaceis.* (Long. corp. 3 lin.—1 unc. 7 lin.)

Me. proscarabæus. *Linné*.—*Linn. Trans. (Leach.) xi. pl. vii. f. 6, 7.*—Pr. *vulgaris. Steph. Catal. 253. No. 2509.*

*Black*: *head* *punctured*, with the sides *violet*: *thorax* also *punctured*, margined behind, with the sides and beneath *violet*: *elytra* *rugose*, black, slightly shining: abdomen with a *rugose* patch on each segment above, beneath *rugose*, except the margins of the segments: legs and antennæ *violaceous*, the apex of the latter *piceous*.

Very abundant in meadows and by the sides of grassy banks in the vicinity of the metropolis, especially about Hertfords, towards the end of April and to the middle of May. "Raehills."—*Rev. W. Little*. "Cambridgeshire, common."—*Rev. L. Jenyns*. "Common in the vicinity of Carlisle."—*T. C. Heysham, Esq.* "Swansea, common."—*L. W. Dillwyn, Esq.*

Sp. 3. *rugicollis*. *Niger, capite thoraceque rugoso-punctatis, elytris sublævibus brevioribus, antennis gracilioribus.* (Long. corp. 9—12 lin.)

Pr. *rugicollis mihi. Steph. Catal. 253. No. 2511.*

*Black*: *head* dull *violaceous* on the sides, very *thickly rugose-punctate*: *thorax* suborbiculate-quadrate, also *thickly rugose-punctate*, the hinder margin entire: *elytra* rather short, *nearly smooth*: abdomen *glabrous*, slightly *rugose*: legs and antennæ tinted with *violaceous*, rather *slender*.

Of this species, which appears intermediate between the preceding and following insects, I possess a pair; one of which was taken near London, the other in Devonshire.

Sp. 4. *tectus*. *Niger, capite thoraceque punctatis, elytris subrugosis elongatis, antennis medio crassioribus.* (Long. corp. 8—10 lin.)

Me. *tectus*. *Panzer.—Linn. Trans. (Leach.) xi. pl. vii. f. 8, 9.—Pr. tectus. Steph. Catal. 253. No. 2510.*

*Black: head obscure violet, punctured: thorax subquadrate, punctured, margined, and scarcely emarginate behind: elytra elongate, subrugose, shining black: abdomen short, glabrous, finely rugose: legs and antennæ purplish-violet; the latter with the three middle joints very stout, and the apex piceous.*

The only locality I know for this species is Hampstead-heath, where I have occasionally met with specimens about the end of April. "Taken in the neighbourhood of Swansea by Mr. Jeffreys."  
—*L. W. Dillwyn, Esq.*

Sp. 5. *autumnalis*. *Capite, thorace elytrisque glabris, subpunctatis, colore vario.* (Long. corp. 5—7½ lin.)

Me. *autumnalis*. *Olivier.—Me. glabratus. Linn. Trans. (Leach.) xi. pl. vii. f. 1, 2.—Pr. autumnalis. Steph. Catal. 253. No. 2512.*

*Head glabrous, shining, obscurely punctured: thorax also faintly punctured, glabrous, shining, with a faint dorsal line, and sometimes a fovea on each side: elytra nearly glabrous, with distinct crowded punctures: abdomen very smooth above, beneath glabrous, and very much punctured: antennæ dusky, with the apex piceous.*

Head and thorax sometimes purplish or black-violet, or æneous: elytra sometimes piceous, with the sides violet, or entirely brassy-black, or violaceous: legs either violet-black, brassy, or violet.

Very rare: specimens have been taken near Dartford, and I believe also near Exmouth, in Devonshire; the latter said to have been captured by Mr. Newman.

#### GENUS CCCCLXIX.—MELOE *Auctorum.*

*Antennæ* filiform, or slightly thickened at the apex, moniliform, the articulations short obconic, rounded, or a little elongate, with the exception of the second joint, which is always small, globose; the basal and third are rather long, subequal, the terminal one the longest, elongate-conic. *Palpi* with the apical joint incrassate, sometimes rather acute: *head* not much broader than the *thorax*, which is transverse-quadrate: *scutellum* obscure: *elytra* short, slightly lapping over each other at the base, and diverging at the apex, which is sometimes obliquely subtruncate: *abdomen* very large, soft, especially on the sides: *legs* robust, long; *tibiæ* simple; *tarsi* slightly pubescent beneath.

Having hitherto considered diversity of structure in the antennæ

as pointing out the distinctions of genera, it is clearly necessary to divide the Meloës into at least two groups; the first of which shall contain those species which have the antennæ thickened in the middle, or more or less distorted, especially in the males; the others (which constitute the present genus) such as have them either filiform or slightly incrassated at the apex, with the articulations straight, and of similar form in the sexes.

A. Antennæ thickened towards the apex.

Sp. 1. brevicollis. *Niger, profunde punctato, thorace transverso brevi, elytris subrugosis.* (Long. corp. 5—9 lin.)

Me. brevicollis. *Fabricius.—Linn. Trans. (Leach.) xi. pl. vi. f. 9.—Steph. Catal. 253. No. 2513.*

*Black, with a bluish tinge; head and thorax sometimes tinged with greenish; deeply and coarsely punctured, each with a faint channel; the latter transverse, and deeply emarginate behind: elytra subrugose, with the apex rounded: abdomen atrous, with a subrugose shining patch on each segment above, and shining and punctured beneath; legs and antennæ black, rather thickened towards the apex. Male with the head broader than the thorax, and the elytra covering the abdomen: female with the elytra shorter than the abdomen.*

Of this species I once took a male in a sand-pit on Ockham-heath, near Ripley, in April; and I possess a female from the neighbourhood of Tavistock. Specimens have been captured near Christchurch, and near Windsor.

B. Antennæ not incrassated towards the apex.

Sp. 2. punctatus. *Niger, capite thoraceque punctatis, elytris punctis erosis confluentibus.* (Long. corp. 5—9 lin.)

Me. punctatus. *Fabricius.—Steph. Catal. 253. No. 2524.—Me. autumnalis. Linn. Trans. (Leach.) xi. pl. vi. f. 7, 8.*

*Black: head somewhat rugose, with a longitudinal impressed line: thorax transverse, with a longitudinal furrow and confluent punctures; emarginate behind: elytra irregularly punctured, the punctures confluent, and the interstices glabrous and shining: abdomen glabrous, punctured beneath: legs and antennæ black, the latter slightly pilose.*

Abundant in the autumn in the vicinity of Margate, and in other parts of the Isle of Thanet: it has also occurred in the spring.

Sp. 3. cicatricosus. *Niger obscurus, capite thoraceque punctatis, elytris parum cærulescentibus scabrosis.* (Long. corp. 1 unc.—1 unc. 9 lin.)

Me. cicatricosus. *Leach.—Linn. Trans. (Leach.) xi. pl. vi. f. 5, 6.—Steph. Catal. 253. No. 2515.*

*Black, obscure: head thickly and coarsely punctured, the punctures often confluent: thorax transverse, broadest in front, with a faint dorsal furrow, and thickly punctured throughout: elytra bluish-black, with confluent shining glabrous elevations, the interstices rugose and black: abdomen above deep-black, each segment with a rugose patch; beneath glabrous shining, with the margin of each segment punctured behind: legs and antennæ black. Female with the elytra obliquely truncate.*

Found in the spring in the neighbourhood of Margate, and very common at that season near “Southend.”—*Rev. F. W. Hope.*

Sp. 4. *variegatus. Subæneus, variegatus, capite thoraceque punctatis, elytris scabrosis.* (Long. corp. 8 lin.—1 unc. 9 lin.)

Me. *variegatus. Donovan.—Linn. Trans. (Leach.) xi. pl. vi. f. 1, 2.—Me. scabrosus. Steph. Catal. 254. No. 2516.*

Head *coppery-black, with the sides tinted with purple-violet, with more or less confluent punctures: thorax transverse, brassy or coppery-black, punctured, the punctures frequently confluent, the margins elevated and violaceous: elytra brassy-black, with elevated confluent shining points, the interstices obscure: abdomen of the male entirely scabrous, with the dorsal segments anteriorly golden-green, and posteriorly violaceous red-copper, beneath variegated with purple and gold; of the female black, with a large scabrous patch on each segment, anteriorly golden-green, posteriorly rufous-violet, beneath variegated with purple, gold, and green: legs black, obscurely violaceous, femora shining purple-violet: antennæ dull brassy-violet.*

Also abundant in the Isle of Thanet in the spring, especially in the vicinity of Ramsgate and Broadstairs, where it was taken in profusion some years since by G. Milne, Esq.

#### GENUS CCCCLXX.—CANTHARIS, *Geoffroy.*

*Antennæ* filiform, longer than the thorax, with the articulations for the most part subobconic, or subcylindric, larger than broad, the basal joint large, clavate, the second minute, terminal one elongate, obconic-oval, acute. *Palpi* unequal, *maxillary* with the terminal joint subovate; *labial* subcylindric: *head* large, cordate, deflexed, broader than the *thorax*, the latter small, broadest in front, subquadrate, rather narrower than the *elytra*, which are as long as the body, soft, linear, slightly inflexed on the sides, rather convex on the back and rounded, with the apex faintly gaping: *body* elongate: *wings* two, ample: *legs* elongate; *tibiæ* slightly curved, and a little incrassate at the apex: *tarsi* slender.

Exclusively of its ample wings, *Cantharis* differs from *Meloë* by having elongate linear elytra, with very dissimilar antennæ and palpi:

the only indigenous species is of brilliant colour; its larva is found underground; and the imago is highly useful in medicine, being used, in a pulverised state, both as a vesicatory and a stimulant, in many disorders.

Sp. 1. vesicatoria. *Viridi-ænea, nitidissima, subtilitèr punctata, antennis nigris, thorace capiteque canaliculatis, elytris lineis duabus elevatis.* (Long. corp. 6—11 lin.)

Me. vesicatoria. *Linné.*—Ca. vesicatoria. *Samouelle, pl. 4. f. 5.*—*Steph. Catal. 254. No. 2517.*

Bright glossy brassy-green, glabrous above, beneath more glossy, with a few pale cinereous hairs: head punctured, with a longitudinal channel, and three frontal foveæ: thorax also punctured, and with a dorsal furrow, the sides dilated before the middle, and slightly tubercular: elytra finely coriaceous, with two slightly elevated longitudinal lines: breast densely pubescent: legs slightly pubescent, with the tarsi violaceous: antennæ with the basal joint brassy-green, the remainder black.

Very rare in Britain; several specimens (from which I possess a fine series) have been captured near Cheltenham; and others occasionally in other parts of England: one specimen was taken near Hoxton in June, about ten or twelve years since. “Bottisham, once taken.”—*Rev. L. Jenyns.*

#### GENUS CCCCLXXI.—SYBARIS *mihi.*

*Antennæ* with the basal joint slightly elongate, curved and clavate, the second minute. *Palpi maxillary* with the terminal joint short, securiform; *labial* with the same joint subacuminated: *head* deflexed, very broad: *eyes* large: *thorax* elongate, subconic, narrowed anteriorly, the base broad and straight: *elytra* rather broader than the thorax, linear, soft, as long as the abdomen; the apex rounded, not gaping: *legs* long, slender; *tibiæ* straight; *tarsi* slender.

Sybaris not only differs from Cantharis by the dissimilarity of its palpi, but by the diversity in the form of the thorax, and elytra, as well as in that of its tibiæ and tarsi, its pale hue, &c. One species only is known to me.

Sp. 1. immunis. *PLATE XXV. f. 4.*—*Fusca, capite thoraceque testaceis, elytris lurido-flavescentibus, pedibus flavis geniculis tarsisque nigris.* (Long. corp.  $5\frac{1}{2}$  lin.)

Ne. immunis. *Marsham MSS.*—N. G. immunis. *Steph. Catal. 254. No. 2518.*

Clothed with a short glossy pubescence: head testaceous, rather shining,

punctate: labrum black, impunctate at the base, ciliated at the apex: palpi black: eyes dusky: thorax narrowed before, testaceous, punctate: elytra lurid-yellow, with four obsoletely elevated longitudinal lines not reaching to the apex: breast fuscous; abdomen dull testaceous, with a black spot at the base: legs pale yellow, with the coxæ and knees black; tarsi also black.

The only known specimen of this curious insect that I have seen is stated to have been taken near Rochford, in Essex.

#### FAMILY LXIV.—NOTOXIDÆ *mihi*.

*Mandibles* small, stout, the apex slightly bifid, and often diaphanous: *maxille* with two membranaceous lacinix: *labium* membranaceous: *palpi* unequal, the terminal joint mostly thickened. *Antennæ* more or less elongate, sub-filiform, rarely serrated within: *head* nutant, broader than the thorax, to which it is frequently united by a slender neck, or is sessile thereon: *eyes* large, entire: *thorax* subovate, convex, sometimes produced anteriorly into a hornlike process: *elytra* rigid, rather convex, as long as the abdomen: *legs* simple; *tarsi* heteromerous, the penultimate joint generally bilobed; *claws* simple.

From the preceding family of insects those of the present family, as separated by me in my Catalogue, differ not only by their comparatively minute bulk, but by having the claws simple, the mandibles small, with the apex slightly cleft and somewhat diaphanous, &c. The species are chiefly found on flowers, and are extremely active, running with great facility. Those which have hitherto been detected in Britain may be thus divided into genera:—

*Caput* subcordatum; *collum* distinctum.

*Thorax* anticè in cornù porrectus: . . . 472. NOTOXUS.  
muticus: . . . . . 473. ANTHICUS.

*Caput* sessile, *collo* nullo.

*Femora* omnia simplicia.

*Antennæ* arti<sup>s</sup> 2<sup>is</sup> et 3<sup>tiis</sup> brevissimis: . . . 474. ADERUS.  
arti. 2<sup>do</sup> solo brevissimo: . . . 475. EUGLENES.  
postica incrassata: . . . . . 476. XYLOPHILUS.

#### GENUS CCCCLXXII.—NOTOXUS, *Illiger*.

*Antennæ* rather longer than the thorax, curved, 11-jointed, filiform, the second joint shorter than the third, which is obconic, and the remainder are the same, and of equal length, the terminal joint being oblong and acuminate. *Palpi* maxillary elongate, the terminal joint large, securiform; labial with

the same joint subcapitate-truncate: *head* rounded, deflexed, united to the thorax by a slender neck: *thorax* gibbous, rounded, rather narrowed behind, and produced in front with an elongate hornlike process, projecting over the head, and mostly serrated towards the apex: *eyes* prominent: *elytra* broader than the thorax, rounded at the apex: *body* slightly convex: *legs* rather long, cursorial: *tibiæ* with very minute spurs at the apex: *tarsi* with the penultimate joint slightly bilobed.

Notoxus and Anthicus differ from the other genera of this family by having the head united to the thorax by a distinct neck, and the former genus may be at once known, not only from Anthicus but from the other genera of the family, by having the anterior edge of the thorax produced into a hornlike process, which extends over the head. The species appear to frequent sandy districts.

Sp. 1. monoceros. PLATE XXV. f. 5, b.: thorax.—*Ruvo-testaceus, sericeo-pubesceus, capite postice fusco, elytris maculâ laterali liturâque lunatâ nigris.* (Long. corp. 2—3 lin.)

Mc. monoceros. Linné.—No. monoceros. *Samouelle, pl. 2. f. 23.*—*Steph. Catal. 254. No. 2519.*

*Ruvo-testaceus*, with a silken pubescence: head with the forehead and crown fuscous: eyes black: thorax ferruginous, anteriorly fuscous, and produced into an elongate horn, rounded at the apex, and serrated on both sides: *elytra* thickly and finely punctured, pale testaceous, each with a spot on the outer margin, behind the shoulders, and a larger one behind the middle, mostly connected by a streak with a third spot at the base near the scutellum, and forming a lunular streak, which rarely touches the suture, black: body beneath, legs, and antennæ, pale testaceous.

The spots on the elytra are extremely variable in size, and are sometimes so coalesced as to nearly cover the entire surface, leaving only a slender irregular marginal line, and the apex of the elytra pale: all intermediate shades of confluence occur.

Not uncommon occasionally in the lane, about the middle of June; by the side of Coombe Wood, leading from the Robin Hood; and very abundant in Sandy-lane, near Richmond; also found near Ripley and Hertford. “Weston-super-mare, plentifully.”—*G. Waring, Esq.* “Sandy-lane, Richmond, in abundance.”—*Rev. T. T. Haverfield.* “Near Liverpool.”—*Rev. A. H. Matthews.* “Often very abundant on Crwmllyn and Sketty-burrows, and on the naked sand-hills.”—*L. W. Dillwyn, Esq.*

Sp. 2. Rhinoceros. PLATE XXV. f. 5, a.—*Flavo-testaceus sericeo pubescens, capite immaculato, elytris atro piceis unicoloribus.* (Long. corp. 2 lin.)

An. Rhinoceros. Fabricius.—No. Rhinoceros. *Steph. Catal. 254. No. 2520.*



Pale *testaceous*, with a silken pile: head *flavescent*, immaculate: thorax *rufotestaceous*, produced anteriorly into an acute, *coarctate*, horn, serrated on each side at the apex: *elytra* entirely of a *deep pitchy* or *reddish-black*, immaculate: body beneath *piceous*: legs and antennæ *rufotestaceous*.

Of this remarkably distinct species I possess a single example from the Marshamian Cabinet; of its locality I am not aware.

### GENUS CCCCLXXIII.—ANTHICUS, *Fabricius*.

*Antennæ* rather longer than the thorax, 11-jointed, slightly *incrassate* towards the apex, basal joint slightly robust, second small, *subglobose*, third a little *elongate*, fourth to tenth rather shorter, *subconic*, terminal *ovate-acuminate*. *Palpi* maxillary *elongate*, with the apical joint large, *securiform*; labial with the same joint *incrassate*: *head* large, *nutant*, united by a slender neck with the *thorax*, which is *oblong*, *subcordate*, narrower than the head, with the base and apex *truncate*, and the sides *dilated*: *eyes* small: *elytra* considerably broader than the thorax, with the apex rounded, and the disc a little *convex*: *legs* *elongate*, slender; *tibiæ* with minute spurs at the apex; *tarsi* with the penultimate joint slightly *bilobed*.

The insects of this genus are very active and lively, and are usually of plain and nearly uniform colours: they are prominently distinguished from *Notoxus* by wanting the porrected process in front of the thorax, exclusively of other characters as noticed in the generic definitions; and from the three following genera they may be known, by having the head united to the thorax by a slender neck, as well as by the general habit of the insect.

Sp. 1. *Antherinus*. *Niger*, *griseo-pubescent*, *elytris fasciis duabus ferrugineis obliquis irregularibus*, *tarsis fusco-testaceis*. (Long. corp.  $1\frac{1}{2}$ —2 lin.)

Me. *Antherinus*. *Linné*.—*Martyn Col. pl. 39. f. 3*.—An. *Antherinus*. *Steph. Catal. 254. No. 2521*.

*Black*, clothed with a fine *griseous* pubescence, thickly and very finely *punctulate*: thorax *oblong*: *elytra* more deeply punctured than the head and thorax, but the punctures remote, *with two oblique ferruginous fasciæ*, one from the shoulders to the suture, and the second behind the middle: body very *obsoletely* punctulated beneath: legs *piceous*, with the *tibiæ* towards the apex and the *tarsi* *pitchy-testaceous*: antennæ *pitchy-fuscous*.

Var.  $\beta$ . With the second fascia on the *elytra* wanting.

The fasciæ on the *elytra* vary considerably in width, and in some instances the apex of the *elytra* has only a minute black spot on the sutural edge.

Not uncommon in grassy and flowery hedges within the metropolitan district in June and July; also found in other parts of the

country, as in Norfolk, Suffolk, Devonshire, near Bristol, &c. "Southend."—*Rev. F. W. Hope.*

Sp. 2. *quadrinotatus*. *Niger, subnitidus pilosus, antennis pedibusque fusco-ferrugineis, elytris maculis quatuor testaceis, thorace oblongo postice angustato.* (Long. corp.  $1\frac{1}{2}$  lin.)

An. *quadrinotatus*. *Gyllenhal.*—*Steph. Catal.* 255. No. 2522.

*Black, slightly shining, pilose: head rather deeply punctured with a smooth longitudinal line: thorax elongate, rather deeply, but not very thickly, punctured; very much narrowed behind: elytra deeply punctured, with an ovate oblique testaceous spot behind the shoulder, and a second smaller one behind the middle towards the suture, neither of them touching the margins: body beneath pitchy-black, finely punctured: legs fusco-testaceous; femora piceous: antennæ fusco-ferruginous.*

Rare: I possess a single example, captured within the metropolitan district in June.

Sp. 3. *ater*. *Niger, subnitidus glabriusculus, thorace convexo, oblongo, subtilius punctato, elytris profundè punctatis.* (Long. corp.  $1\frac{1}{2}$  lin.)

An. *ater*. *Paykul.*—*Steph. Catal.* 255. No. 2523.

*Black, slightly shining, and nearly glabrous: head and thorax very finely punctured; the latter oblong, narrowed behind, and very convex, with the sides dilated before the middle: elytra immaculate, thickly and more deeply punctured than the head and thorax: legs black, with the tarsi fuscous or dusky-ferruginous: antennæ black.*

Found in June near London, and also in Essex, near Wrabness: I have a specimen from the vicinity of Bristol.

Sp. 4. *fuscus*. *Ferrugineus, nitidus, subpubescens, punctulatus, elytris fuscis basi obsolete ferrugineis.* (Long. corp.  $1-1\frac{1}{4}$  lin.)

Ly. *fusca*. *Marsham*—An. *fuscus*. *Steph. Catal.* 255. No. 2524.

*Ferruginous; shining, slightly pubescent: head rusty-black, faintly punctured; thorax ferruginous: elytra glabrous, rather shining, somewhat deeply punctured, the base more or less obsolete ferruginous, the rest of the surface brown-black; abdomen the same: legs and antennæ dusky-ferruginous.*

Very abundant throughout the metropolitan district, and in other parts of the country, in June. "Cramond, plentiful."—*Rev. W. Little*. "Bottisham."—*Rev. L. Jenyns*. "Weston."—*Rev. A. H. Matthews*. "Cummersdale."—*T. C. Heysham, Esq.* "Among herbage (near Swansea)."—*L. W. Dillwyn, Esq.*

- Sp. 5. *floralis*. *Nigro-brunneus, nitidus, glabriusculus subtilissimè punctulatus, antennis, pedibus, thorace elytrisquè anticè ferrugineis.* (Long. corp.  $1\frac{1}{4}$  lin.)  
 Me. *floralis*. Linné.—Martyn Col. pl. 39. f. 4.—An. *floralis*. Steph. Catal. 255. No. 2525.

*Brown-black, shining, nearly glabrous: very finely punctured: thorax ferruginous, cordate, much dilated before the middle, narrowed behind, with a transverse impressed line in front, and an anterior abbreviated dorsal furrow: elytra throughout thickly and rather deeply punctured, with a transverse impression before the middle, the base broadly ferruginous; the remainder fuscous-brown, or dusky, shining: antennæ and legs ferruginous; femora fuscous.*

Found, but rarely, within the metropolitan district in June.  
 “Swansea, not uncommon.”—L. W. Dillwyn, Esq.

- Sp. 6. *equestris*. *Fuscus, subpubescens, thorace antennarum elytrorumquè basi pedibusquè rufis.* (Long. corp.  $1\frac{1}{2}$  lin.)  
 No. *equestris*. Panzer.—An. *equestris*. Steph. Catal. 255. No. 2526.

*Fuscous, slightly pubescent: head glabrous, punctured: thorax elongate, rounded anteriorly and narrowed behind, the disc rufous punctate: elytra fuscous, ciliated on the margin, with the base rufous: legs rufous, with the femora obscure at the apex: antennæ fuscous, with the basal joints rufous.*

Found near London and in Devonshire, in June.

- Sp. 8. *gracilis*. *Elongatus ater, subtilissimè punctulatus elytris flavo-testaceis margine laterali maculâ triangulari nigrâ, antennis pedibusquè flavis.* (Long. corp.  $1\frac{1}{4}$  lin.)

- No. *gracilis*. Kugellax.—An. *gracilis*. Steph. Catal. 255. No. 2528.

*Elongate, black, shining, very finely punctured: thorax subglobose, narrowed behind: elytra ample, pale testaceous, with a triangular black spot behind the middle on the lateral margins: legs and antennæ testaceous.*

Of this insect I possess a specimen taken near London in June.

- Sp. 9. *humilis*. *Piceo-niger, griseo-pilosus, punctatus, capite atro, thorace anticè tumido, petiolato, basi coarctato, coleoptris obovalibus pedibus rufis.* (Long. corp.  $1\frac{1}{4}$  lin.)

- An. *humilis*. Ahrens. Faun. x. f. 6.—Curtis's Guide.

- †Sp. 7. *pedestris*. *Ater nitidus, thorace ferrugineo, femoribus anticis dentatis.*

- An. *pedestris*. Fabricius.—Steph. Catal. 255. No. 2527. (!)

*Black, shining; thorax rufous, narrowed behind: legs black, the femora rufous at the base, the anterior unidentate: antennæ a little thickened at the apex, black, with the base rufous.*

When my Catalogue was printing, I supposed I had seen a specimen of this species in Mr. Curtis's cabinet, but his insect appears to be *A. humilis*.

*Pitchy-black*, with a griseous pubescence: head ovate-globose, deep black, punctulate; *thorax* also punctulate-elongate, petiolated anteriorly, *globose-tumid*, with the base narrowed: *colcoptera* rather broader than the thorax, truncate at the base, the apex slightly narrowed, *the disc punctate*, and *the suture slightly elevated*: legs rufous, with the joints dusky: *antennæ black*, with the base rufous.

Of this insect I have specimens captured on the banks of the Thames in July: it has also been taken on the coasts of the Isle of Wight.

GENUS CCCCLXXIV.—*ADERUS*, *Westwood*.

*Antennæ* about half the length of the body, 11-jointed, the basal joint large, second and third minute, fourth and following as stout and long as the first, the apical one longer and acute. *Palpi* maxillary with the terminal joint large and securiform: labial clavate: *head* transverse, inflexed, not produced behind into a neck; *eyes* large, prominent, lateral: *thorax* subquadrate, rather narrowed before: *elytra* elongate, broader than the thorax, dilated behind: *body* ovate: *legs* simple; *tarsi* with the antepenultimate joint bilobed.

The absence of a distinct neck removes this genus from the two preceding; and the manifest brevity of the second and third joints of the antennæ, with the slender posterior femora, and other less evident characters,—as well as the apparent external similarity of the sexes,—point out its distinction from the two following. The species frequent thick flowery hedges.

Sp. 1. Boleti. PLATE XXV. f. 6.—*Testaceo-ferrugineus, tenuissimè sericeo-pubescent, capite obscuriori, oculis nigris, abdomine fusco, elytris in quibusdam partibus quasi denudatis.* (Long. corp.  $1\frac{1}{4}$ — $1\frac{1}{2}$  lin.)

Ly. Boleti. *Marsham*.—Ad. Boleti. *Steph. Catal.* 254. No. 2529.

Rusty-testaceous, very finely and thickly punctulated, and clothed with a very delicate silken pubescence: head rather dusky: eyes black: thorax with a transverse impression behind: *elytra* with several irregular patches, as if denuded of pubescence: abdomen fuscous: legs pale testaceous.

In June, 1827, I found this insect not uncommonly in thick hedges, abounding with dogwood, near Ripley; and I have since taken it at my own house at the Hermitage: it has also occurred in the vicinity of Southgate, and at “Ensham, Oxon.”—*Mr. Westwood*.

## GENUS CCCCLXXV.—XYLOPHILUS, Latreille.

*Antennæ* half the length of the body, the basal joint slender, the second joint short, the third long and thickened at the tip, the remainder shorter than the preceding, and stout; the terminal stouter and acuminate. *Palpi* maxillary with the terminal joint dilated and securiform: *head* rather broader than the *thorax*, the latter rounded, broadest behind: *elytra* half as wide again as the *thorax*, with the apex rounded: *legs* elongate, with the hinder *femora* incrassate.

Xylophilus has the posterior femora considerably incrassated, and the *second joint* of the antennæ alone subglobose, by which characters united the genus may be known from the preceding and the following.

†Sp. 1. Populneus. *Testaceo-ferrugineus, subtilissimè punctulatus, tenuissimè sericeo-pubescentis, elytris basi fasciâque mediâ denudatis, capite nigricante.*

An. Populneus. *Fabricius, S. E. 1. 272.—Panzer, Faun. xxv. f. 4.—Curtis, fo. 299.*

Testaceo-ferruginous, very finely and obscurely punctured, clothed with fine silky pubescence: head sometimes blackish; base of the elytra and fascia in the middle denuded of pubescence.

Found in summer within the metropolitan district, on trees; beneath bark during the winter.—*Curtis, l. c.*

## GENUS CCCCLXXVI.—EUGLENES, Westwood.

*Antennæ* inserted beneath the eyes; in the male nearly as long as the body, filiform, subserrate within, the basal joint stout, the second short, the terminal elongate, subcylindric, obliquely truncate at the apex, the intermediate of nearly equal length; in the female stouter, about half the length of the body, thickened towards the apex, and the two basal joints robust, the terminal ones large and cylindric. *Palpi* maxillary with the terminal joint dilated, subcylindric: *head* deflexed, large, transverse, wider than the *thorax*: *eyes* large, nearly approximating in front in the males, of the females smaller and lateral: *thorax* subquadrate: *body* elongate: *elytra* broader than the *thorax*, depressed, elongate: *legs* simple, rather long, posterior *femora* slightly incrassated; *tarsi* with the antepenultimate joint bilobed.

Euglenes differs from Aderus by having the second joint alone of the antennæ abbreviated, and also by the antennæ themselves being dissimilar in the sexes; the eyes, especially in the males, are very

large, and nearly connivent in front, but in the females they are smaller and remote.

Sp. 1. *oculatus*. *Niger punctatissimus, tenuitèr pubescens, antennis pedibus elytrisq̄e testaceo-fuscis, his interdum ad apicem obscurioribus.* (Long. corp. 1—1½ lin.)

An. *oculatus*. *Paykull.*—Ad. *nigricollis*. *Steph. Catal.* 254. No. 2530.—Xy. *oculatus*. *Curtis*, vii. pl. 299.

Black, very finely and thickly punctured, and clothed with a delicate flavescens pubescence: thorax with a transverse impression near the base: elytra castaneous, rather coarsely and irregularly punctured: mouth, antennæ, and four anterior legs, pale ferruginous; posterior legs castaneous.

Taken near Windsor in July off willows, by Messrs. J. H. Griesbach and Waterhouse, from whom I received my specimens: it has also occurred near London and in Suffolk.

#### FAMILY LXV.—SCYDMÆNIDÆ, *Leach*.

*Mandibles acute: palpi* maxillary longer than the head, thicker towards the apex: *antennæ* 11-jointed, distinctly incrassated at the tip: *body* oblong, the anterior half generally narrowest; *abdomen* ovate, convex, embraced on its sides by the *elytra*, these last connate, or free: *head* ovate, nutant, or porrect, separated by a short interval from the *thorax*, which is generally subovate-truncate, or subcylindric: *legs* slender; *femora* sometimes abruptly clavate; *tibiæ* simple; *tarsi* pentamerous.

In my account of the contents of this family, and of the Pselaphidæ, I have availed myself of the meritorious and interesting monograph thereon by Mr. Denny, by means of whose accurate figures the student may readily distinguish such species of these minute insects as he has represented. They are usually found in

†Sp. 2. *pygmæus*. *Fusco-testaceus, evidentèr punctatus, tenuè pubescens, antennis elytris pedibusq̄e dilutioribus.*

Ce. *pygmæus*. *De Geer*, I. v. 80. pl. 4. f. 5.—Xy. *pygmæus*. *Curtis*, fo. 299.

Fusco-testaceous, evidently punctured, and finely pubescent: antennæ, elytra, and legs, paler: thorax short, transversely impressed: male with the antennæ elongate and deeply serrate; female with the antennæ short, the head fuscous, and the thorax obsoletely impressed.

This insect is not the *Lytta Boleti* of Marsham; I do not believe that it is indigenous.

moss, at the roots of trees, or in hedges and damp situations; and may be occasionally taken flying during the summer: but of their habits I believe nothing has yet been ascertained. The following are the recorded British genera:

|                                                             |                 |
|-------------------------------------------------------------|-----------------|
| <i>Elytra</i> connata; <i>antennæ</i> geniculatæ: . . . . . | 477. MASTIGUS.  |
| libera; <i>antennæ</i> rectæ: . . . . .                     | 478. SCYDMENUS. |

GENUS CCCCLXXVIII.—SCYDMENUS, *Latreille*.

*Antennæ* rather long, clavate, the basal joint robust, slightly elongate, the second also rather large, the three or four terminal ones gradually incrassate, with the last longest, acuminate, or ovate, the intermediate joints smallest, and slightly variable in the different species. *Palpi* maxillary elongate, 4-jointed, the third joint large, pear-shaped, the fourth minute, subulate: *head* ovate-orbicular; *eyes* large, prominent: *thorax* narrower than the elytra, attenuated behind: *elytra* ample, free, ovate, convex, entire, the base mostly foveolated: *femora* clavate; *tibiæ* slightly curved.

There is evidently considerable affinity between the insects of this genus and the Engidæ, and I suspect the genus Eutheia forms the bond of union between them. They are also allied to the Pselaphidæ, from which they, however, materially differ by having the tarsi pentamerous and the elytra elongated. Of their habits nothing is known; they are found at the roots of grass and trees in damp or gravelly and sandy places, nearly throughout the year, but most abundantly in the spring.

GENUS CCCCLXXVII.—MASTIGUS, *Latreille*.

*Antennæ* subfiliform, geniculated, with the basal and second joints longest, conic, pilose; third and following to the tenth subequal, conic-cylindric, the eleventh elongate-ovate. *Palpi* maxillary 4-jointed, the two last joints forming an oval mass: *head* ovate, separated by a distinct neck from the *thorax*, which is subcordate, and truncate behind: *abdomen* oval-ovate: *elytra* united: *legs* slender.

†Sp. 1. palpalis. *Ommino niger*. (Long. corp.  $2\frac{1}{4}$  lin.)

Ma. palpalis. *Latreille*.—*Steph. Catal.* 255. No. 2531. note.

Entirely black.

A pair of this insect, supposed to have been taken in England, are in the British Museum.

A. Thorax narrower than the elytra, especially in front.

a. Palpi with the terminal joint nearly obsolete.

Sp. 1. tarsatus. *Piceo-fuscus, pubescens, nitidus, thorace subovato postice foveolis quatuor notato; elytris basi lineolis duabus impressis; tursis anticis dilatatis.* (Long. corp.  $1\frac{1}{4}$ — $1\frac{3}{8}$  lin.)

Sc. tarsatus. Kunze.—Denny, pl. 11. f. 1.—Steph. Catal. 255. No. 2532.

*Pitchy-brown, pubescent, shining: head a little attenuated and truncated anteriorly: eyes black: thorax subovate, the base abruptly truncated with four foveolæ, placed transversely: elytra paler than the thorax, elongate-ovate, with two deep impressions at the base: antennæ and legs testaceous; tibiæ and tarsi rather stout, anterior tarsi much dilated.*

Found occasionally in grassy hedges within the metropolitan district in June; also taken near Bristol. “Raehills.”—Rev. W. Little. “Weston.”—Rev. A. H. Matthews. “Swansea.”—L. W. Dillwyn, Esq.

Sp. 2. ruficornis. *Piceo-niger, antennis pedibusque ferrugineis, capite porrecto, thorace densè pubescenti, elytris latissimis.* (Long. corp.  $1\frac{1}{4}$  lin.)

Sc. ruficornis. Kirby MSS.—Denny, pl. 11. f. 2.—Steph. Catal. 256. No. 2533.

*Pitchy-black, slightly pubescent: head large, round, porrected: eyes black: thorax black, densely clothed with dusky-brown hairs, narrowed anteriorly, the base with two deep punctures: elytra very broad, slightly clothed with yellowish hairs; the apex somewhat reddish, the base with two depressions: femora dark ferruginous; tibiæ dark chestnut; tarsi pale: antennæ stout, pubescent, dark testaceous; the apical joint obtuse.*

Rare: I have taken it near London, and it has also been found near Bristol. “Loddon, in Norfolk, in April; Barham and Epping Forest.”—Denny, l. c.

b. Palpi with the terminal joint distinct.

Sp. 3. hirticollis. *Niger nitidus, antennis articulis quatuor externis majoribus, thorace anticè angustiori, pube densâ fuscâ vestito.* (Long. corp.  $\frac{3}{4}$  lin.)

Sc. hirticollis. Gyllenhal.—Denny, pl. 12. f. 1.—Steph. Catal. 256. No. 2534.

*Black, shining: head slightly pubescent, porrected: thorax narrowed anteriorly, and very densely clothed with fuscous hairs, the base transversely impressed: elytra smooth, slightly pubescent: legs dusky-ferruginous, femora black, abruptly clavate: antennæ pubescent, dusky-ferruginous, with the four terminal joints the largest, and blackish.*

Not uncommon in the vicinity of London, and near Carlisle. “In the bottom of the sedge boats, Cambridge, April, 1831.”—



C. C. Babington, Esq. "Sketty-burrows, by Dr. Leach."—  
L. W. Dillwyn, Esq.

†Sp. 4. rutilipennis. *Niger nitidus, antennis thorace longioribus, castaneis, pubescentibus, articulis quatuor extimis majoribus nigris, thorace pube densè vestito, elytris castaneis pubescentibus, pedibus castaneis.* (Long. corp.  $1\frac{1}{2}$  lin.)  
Sc. rutilipennis. Kunzé.—Denny, pl. 12. f. 2. Steph. Catal. 256. No. 2535.

Black and shining: head round, porrected: thorax thickly pubescent, slightly impressed at the base: *elytra* bright red-chestnut, finely pubescent, the apex, margin, and suture, blackish; the latter a little elevated, and the base with two impressed lines: *legs* dark chestnut: antennæ bright chestnut, slender, pubescent, the four terminal joints black.

I have seen only one example of this species, which was taken near "Swansea."—Dr. Leach.

Sp. 5. denticornis. *Lævis nitidus, piceo-niger, antennis masculis articulis octavo et nono denticulatis, thorace densè pubescenti, posticè foveolis duabus notato.* (Long. corp.  $\frac{3}{4}$  lin.)  
Sc. denticornis. Kunzé.—Denny, pl. 13. f. 1.—Steph. Catal. 256. No. 2536.

Pitchy-black, shining, smooth: head porrected: thorax densely pubescent, subquadrate, the anterior angles rounded, the base with two foveolæ: *elytra* with a few fuscous hairs; the base narrowed, with six depressions: legs fuscous brown: antennæ the same, with the four terminal joints longest and darkest; the eighth and ninth joints in the male, with a tooth within; the apical one slightly acute.

This appears to be a scarce, or probably local, species: I have received it from "Marton Lodge."—Rev. G. T. Rudd.

†Sp. 6. elongatulus. *Elongatus, piccus, nitidus, pubescens, foveolis duabus interocularibus, thorace elongato deflexo, posticè utrinque foveâ angulari impresso.* (Long. corp.  $\frac{1}{2}$  lin.)  
Sc. elongatulus. Kunzé.—Denny, pl. 13. f. 2.—Steph. Catal. 256. No. 2537.

Elongated, pitchy, pubescent, and shining: head anteriorly depressed in the centre, with two foveolæ between the eyes: thorax finely punctured, narrowed in front, with an angular impression on each side of the base, which is truncated, and two small foveolæ in each angle: *elytra* paler than the thorax, punctured, with a deep excavation on each side at the base, and a slightly depressed line at the shoulder: legs pale chestnut: antennæ dark chestnut, the four terminal joints the largest, the apical one nearly acute.

Of this insect the only example is said to have been "taken in Norfolk by the Rev. I. Burrell in the spring."—Denny, l. c.

Sp. 7. Sparshallii. *Ferruginus, pubescens, nitidus, capite angustato, thorace basi impresso.* (Long. corp.  $\frac{5}{8}$ — $\frac{6}{8}$  lin.)

Sc. Sparshallii. *Denny, pl. 13. f. 3.—Steph. Catal. 256. No. 2538*

*Ferruginous, pubescent, shining: head punctured, contracted, the anterior angles elevated: thorax elongated, finely punctured, the anterior part rounded and deflexed, the sides rather contracted; a parallel depression at the base, extending a little way up each side, the base rugulose: elytra punctured, elongate-oval, the base truncate, with a deep excavation on each side of the suture, and a slight depressed line at the shoulder: antennæ and legs pale ferruginous; the former gradually clavated, with the apex nearly acute.*

Found in July, 1827, at Ripley. “Arminghall-wood, Norfolk, by Mr. Sparshall, November.”—*Denny, l. c.* “In moss, Madingley-wood, Cambridgeshire, April, 1831.”—*C. C. Babington, Esq.*

Sp. 8. scutellaris. *Ovatus, pubescens, niger, thorace subquadrato, convexo, basi angustato punctis sex transversis impressis, elytris basi foveolis quatuor, scutello suturâque subelevatis.* (Long. corp.  $\frac{3}{4}$  lin.)

Sc. scutellaris. *Kunze.—Denny, pl. 12. f. 3.—Steph. Catal. 256. No. 2539.*

*Ovate, black, slightly pubescent: head contracted, flat: thorax convex, the anterior angles rounded, the base narrowed, truncated, and slightly emarginated, with six transverse impressions: elytra punctured, the base with four deep excavations, suture and scutellum a little elevated: legs piceous; anterior femora in the male triangular, compressed and dilated; antennæ testaceous, the apex acute.*

Not very common; found occasionally near London in the spring. “Bristol.”—*Dr. Leach.* “Norfolk.”—*Denny, l. c.*

Sp. 9. bicolor. *Elongatus, nitidus, pubescens, nigro-castaneus, antennis flavescens, articulo octavo reliquis minori, thorace nigriori posticè ruguloso.* (Long. corp.  $\frac{3}{4}$  lin.)


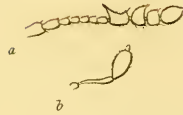
Sc. bicolor. *Curtis.—Denny, pl. 13. f. 4.—Steph. Catal. 256. No. 2540.*

*Elongated, pitchy-chestnut, shining pubescent: head small, flat, finely punctured: eyes black: thorax minutely punctured, broad anteriorly, the base contracted and rugulose: elytra bright chestnut, finely punctured, with two deep impressions at the base: legs pale chestnut: antennæ bright testaceous-yellow, the seventh joint enlarged, the eighth smaller, the three terminal ones the largest, the last obtuse.*

Found, but rarely, within the metropolitan district. “Netley.”—*Rev. F. W. Hope.* “New Forest and Arminghall-wood in the spring.”—*Denny, l. c.*

Sp. 10. collaris. *Oblongus, niger, punctatus, thorace anticè latiori, posticè valdè angustato, seriebus duabus transversis punctorum impressorum, elytris suturâ et scutello, elevatis.* (Long. corp.  $\frac{3}{4}$ —1 lin.)





Sc. collaris. Kunzé.—Denny, pl. 14. f. 2.—Steph. Catal. 256. No. 2541.

Oblong, black, punctured: head short, somewhat triangular: thorax broadest anteriorly, and very narrow behind, with two rows of impressed dots at the base, the anterior row consisting of four, and the posterior of two punctures: elytra with two depressions at the base, the suture and scutellum a little elevated: legs piceous; antennæ pale testaceous, gradually clavated, the three last joints largest, the terminal one elongate-ovate.

I have one example from Marsham's cabinet, and a second found in May near London; it does not appear to be very common. "Hornsey, Loddon, and South Creak, Norfolk."—Denny, l. c. "In moss, Madingley-wood, Cambridgeshire, April, 1831."—C. C. Babington, Esq.

Sp. 11. pusillus. Oblongus, niger, subpubescens, nitidus, thorace subelongato basi angustato serie transversâ punctorum impressorum, elytris punctatis basi quadrisulcatis. (Long. corp.  $\frac{5}{8}$ — $\frac{3}{4}$  lin.)

Sc. pusillus. Kunzé.—Denny, pl. 14. f. 1.—Steph. Catal. 256. No. 2542.

Oblong, black, slightly pubescent, shining: head subtriangular: thorax rather elongate, broadest anteriorly, rounded; the base contracted, with six impressed punctures, forming a transverse line: elytra punctured, the base with four sulci, the suture a little elevated towards the scutellum: legs slender; femora piceous; tibiæ and tarsi testaceous: antennæ testaceous, gradually clavated, the apex nearly acute.

Much more abundant than the foregoing insect in the neighbourhood of the metropolis: it also occurs near Bristol.

†Sp. 12. Wighami. Piceus, nitidus, læviter pubescens, antennis pedibusque pallide castaneis; capite puncto gemino frontali; thorace truncato, trifoveolato, elytris basi quadriimpressis. (Long. corp.  $\frac{3}{4}$  lin.)

Sc. Wighami. Denny, pl. 14. f. 3.—Steph. Catal. 256. No. 2543.

Pitchy, shining, slightly pubescent: head flat, with two punctures in front: thorax smooth, convex, short, the sides contracted towards the base, which is abruptly truncate, and bears a row of three foveolæ: elytra oblong, with four depressions at the base, the two nearest the suture largest: legs bright chestnut; antennæ the same, gradually clavate, the terminal joint nearly acute.

This insect does not appear to inhabit the metropolitan district: it has been taken near "Loddon in March."—Denny, l. c.

Sp. 13. Dennii. PLATE XXVI. f. 1.—Niger, nitidus pubescens, tibiis tarsisque rufis, palpis testaceis, thorace postice profunde foveolato, antennis articulis 8 et 9 interne denticulatis. (Long. corp.  $1\frac{1}{2}$  lin.)

Sc. Dennii. Steph. Catal. 256. No. 2544.

*Black, shining, pubescent: head porrect: thorax pitchy-black, the base with two deep foveolæ united by a transverse line: elytra slightly piceous at the apex: femora black; tibiæ and tarsi pale testaceous-red: palpi also pale testaceous: antennæ rather stout, pitchy-brown, the eighth joint very large, with a tooth on its inner angle, the ninth also larger, with a tooth within, the tenth and eleventh as large as the ninth, and simple, the apex of the last obtuse.*

I have great satisfaction in naming the present conspicuous species after the ingenious monographer upon this family of insects, as a slight compliment for his useful researches.

Taken, I believe, in the vicinity of London.

B. Thorax in front broader than the elytra.

Sp. 14. *thoracicus*. *Piceus, pubescens, thoracæ maximo anticè rotundato, gibbo, elytris latiori, capite parvo, inserto, inflexo, antennis pedibusque flavo-ferrugineis.* (Long. corp.  $\frac{5}{8}$ — $\frac{9}{8}$  lin.)

Sc. *thoracicus*. *Kunzè.*—*Denny, pl. 11. f. 3.*—*Steph. Catal. 256. No. 2545.*

*Pitchy, pubescent: head small, inserted, dull chestnut: thorax dark chestnut, smooth, shining, very large, the fore part rounded, gibbous, wider than the elytra, the base a little contracted, the sides slightly sinuated: elytra clothed with fuscous hairs, the base with two angular depressions: legs rusty-yellow: antennæ testaceous-yellow, hairy; the intermediate joints globose, the eighth smaller than the seventh, the terminal one very large, with the apex slightly acute: palpi flavescens.*

Not common: found occasionally amongst moss, in the winter, within the metropolitan district; it has also occurred in Norfolk. "Near Loddon."—*Denny, l. c.* "Knight's-hill, near Dulwich."—*A. Cooper, Esq.*

#### Section VI.\*—BRACHELYTRA, *Mac Leay.*

*Mandibles* strong, elongate-trigonal, rarely exerted: *palpi* generally filiform or subulated, nearly clavate; maxillary 4-articulate, labial 3-articulate, their terminal joints frequently extremely minute or evanescent: *maxilla* with the apex often bifid, the outer lobe longest, acute, palpiform: *body* very long and narrow, with two vesicles at the apex: *elytra* very much abbreviated, rarely covering half of the abdomen: *legs* gressorial, the anterior with very large coxæ; *tarsi* variable: *antennæ* mostly moniliform, slightly incrassated at the apex.

---

\* The insects of this division form the third section of the Rhyphopaga, but, for the reasons shewn in my Catalogue, I have placed them at the end of the Coleoptera.

The insects forming this division of the Coleoptera are conspicuous for the length and tenuity of the body, united, in general, to very considerably abbreviated elytra, and an acuminate scaly abdomen, at the apex of which are generally placed two soft conical velvety vesicles: the head is generally large and flat, with strong mandibles and short antennæ.

They reside in putrid and putrescent matter, both animal and vegetable, though some few species are found in flowers and fungi, or beneath the bark of trees, stones, and under the rejectamenta of rivers: they are extremely voracious, run with great activity, and when touched elevate the posterior portion of the abdomen, and expose the vesicles at its extremity; the larger species bite severely. Their larvæ considerably resemble the perfect insect; they are of an elongate-conic form, with the head, which is large, at the base, and the terminal ring is produced, and is accompanied by two conical velvety appendages: they also subsist upon similar substances with the imago.

The indigenous species are extremely numerous, and may be thus divided into families, as indicated by Latreille:

|                                                                 |                   |
|-----------------------------------------------------------------|-------------------|
| <i>Tarsi</i> 3-articulati, monodactyli: . . . . .               | 66. PSELAPHIDÆ.   |
| plerumque 5-articulati, didactyli.                              |                   |
| <i>Caput</i> sæpissimè sessile, usque ad oculos intrusum: . . . | 67. TACHYPORIDÆ.  |
| exsertum; collo distincto.                                      |                   |
| <i>Labrum</i> profundè bilobum: . . . . .                       | 68. STAPHYLINIDÆ. |
| integrum.                                                       |                   |
| <i>Palpi maxillares</i> capite longiores: . . . . .             | 69. STENIDÆ.      |
| breviores: . . . . .                                            | 70. OMALIDÆ.      |

#### FAMILY LXVI.—PSELAPHIDÆ, *Leach.*

*Mandibles* horny, acute, the anterior margin with two sharp teeth. *Palpi* four, *maxillary* elongated, with three or five joints, the terminal one of variable form, being pear-shaped, or ovate, or securiform: *head* porrected, triangular, or quadrate, bilobed anteriorly, the antennæ seated on the lobes: *eyes* granulated, prominent: *thorax* variable: *elytra* abbreviated, covering about half the abdomen; *wings* ample: *legs* cursorial; *femora* long, gradually clavate; *tibiæ* slender; *tarsi* with three joints, the terminal one furnished with a single claw.

The minute insects which compose this family may be at once known by their slender triarticulate tarsi, the terminal joint of which is furnished with a single acute claw: their general structure is, in





gular: legs bright chestnut: antennæ dark chestnut, the ninth and tenth joints somewhat triangular, the eleventh elongate-ovate: palpi flavescent.

Found near London and Bristol, also in Norfolk, near "Lod-  
don and Woodbastwick."—*Denny, l. c.* "Netley."—*Rev. F. W.*  
*Hope.*

Sp. 2. *Heisii.* *Elongatus, nigro-castaneus, nitidus, thorace anticè et postice angustato, medio valdè dilatato, femoribus crassis.* (Long. corp.  $1\frac{1}{3}$  lin.)

Ps. *Heisii.* *Herbst.*—*Denny, M. pl. 9. f. 2.*—*Steph. Catal. 257. No. 2547.*

*Elongate, dark chestnut, shining, slightly pubescent: head elongate, narrowed anteriorly and depressed, with a central longitudinal furrow; crown convex, with two small globular hairy elevations between the eyes: thorax narrowed at the base and apex, and much dilated in the middle, with two short obscure impressed lines in front: elytra triangular, each with a line near the suture, and a second from each shoulder, deeply impressed: abdomen long: legs light chestnut, the femora stout: antennæ dull chestnut, the terminal joint slightly produced on one side at the apex.*

Taken with the preceding near London; I have also met with it in a chalk-pit near Barham, in Suffolk. "More abundant than the preceding in Norfolk."—*Denny, l. c.*

Sp. 3. *longicollis.* *Nigro-castaneus, nitidus thorace subovali, posticè lineolis duabus arcuatis puncto centrali concatenatis.* (Long. corp.  $1\frac{1}{3}$  lin.)

Ps. *longicollis.* *Reichenbach.*—*Denny, M. pl. 10. f. 1.*—*Steph. Catal. 257. No. 2548.*

*Dark chestnut, shining, slightly pubescent: head short, rather broad, with two impressions between the eyes: thorax subovate, with two oblique impressed lines in front, and two curved ones, united by a point in the centre, at the base: elytra somewhat triangular, each with a line near the suture, and a second towards the middle of the base, the sides with an elevated margin, the declivity at the apex thickly punctured: abdomen broad: legs chestnut; femora slightly incrassate: antennæ pale: palpi pale ferruginous.*

Rare: I have taken specimens at Hertford. "Horning, in Norfolk."—*Denny, l. c.*

Sp. 4. *Dresdensis.* *Piceo-niger, pubescens, thorace angulato, posticè lineolâ impressâ arcuatâ.* (Long. corp.  $1\frac{1}{3}$  lin.)

Ps. *Dresdensis.* *Herbst.*—*Denny, M. pl. 10. f. 2.*—*Steph. Catal. 257. No. 2549.*

*Pitchy-black, pubescent: head oval, lengthened and much depressed in front, rounded behind: thorax obtusely angulated in the middle, the front narrowed,*

the base rounded and broad, with a semicircular impressed line: elytra subtriangular, with an impressed line on each side of the suture, the apex with a margin of yellowish hair: abdomen very broad: legs dull red: antennæ dull liver-colour, the terminal joint lanceolate-ovate: palpi yellowish-brown.

Also rare: the only example I possess was given to me by Mr. Denny. "Woodbastwick and Loddon, in Norfolk."—*Denny, l. c.*

#### GENUS CCCCLXXX.—BRYAXIS, *Knoch.*

*Antennæ* long, gradually clavated, basal joint robust, second also stout, but smaller than the first, the six following small, generally of nearly equal size and length, slender, subcylindric, the eighth being usually least, and the fifth sometimes elongate; the three terminal joints stouter than the rest, the apical one being largest. *Palpi* maxillary short, and thick; the basal joint slender at the base and abruptly clavate, the second large, subangulated, the third ovate, with its apex acute: *head* exserted: *elytra* broad, ample: *abdomen* broad, rounded behind: *femora* incrassated; *tibiæ* slender.

This genus may be known from the other *Pselaphidæ* by the comparative brevity of its palpi, united to the thickened apex of the antennæ, and the relative proportions of the joints of the latter; the slenderness of the tibiæ, &c. The species are usually found in damp and mossy places, during the winter and spring.

A. Antennæ with the fifth joint elongate, the terminal one generally acute.

Sp. 1. *longicornis*. *Elongatus, nitidus, niger, elytris rufis, thorace posticè foveolis tribus lineolâ transversâ impressâ arcuatâ unitis, antennis longissimis, tenuissimis.* (Long. corp.  $1\frac{1}{2}$ — $1\frac{3}{4}$  lin.)

Br. *longicornis*. *Leach.*—*Denny, M. pl. 7. f. 2.*—*Steph. Catal. 257. No. 2550.*

Considerably *elongated, black, shining*: head subquadrate, with three deeply impressed foveolæ: *thorax* narrowed before and behind, the base with three foveolæ united by a semicircular impressed line: *elytra* bright red, smooth, with a black band across the apex, with a stria on each side of the suture, and an arcuated line on each from the base: abdomen black, each segment slightly tinted with brown; legs chestnut-brown; the *anterior tibiæ* notched, with a small spine, and a row of fine hairs down the internal edge: *antennæ* of a dusky liver colour, more than half the length of the body, and *slender*.

Immature specimens are entirely ferruginous-brown.

Taken in Battersea Fields, and in other parts of the metropolitan district, in Epping Forest, &c. in the spring; and also in Norfolk.

Sp. 2. sanguineus. *Niger, nitidus, obtusus, brevis, thorace posticè foveolis tribus lineá arcuatá transversá impressá unitis, elytris rufis, antennis articulo ultimo obtusiusculo.* (Long. corp.  $1\frac{3}{4}$ — $1\frac{1}{2}$  lin.)

St. sanguineus. *Linné.*—Br. sanguineus. *Denny, M. pl. 7. f. 4.—Steph. Catal. 257. No. 2551.*

*Black, shining, obtuse, short: head subquadrate, with three foveolæ: thorax rounded anteriorly, the base slightly contracted, with three foveolæ joined by a semicircular impressed line: abdomen obtuse: elytra red, with the basal margin and the suture dusky, a stria on each side of the suture, and a second in the centre: legs pitchy-brown, slender: antennæ dusky liver colour, with the terminal joint somewhat obtuse.*

Elytra sometimes dusky, or black.

Found in company with the preceding, but more abundantly.

“Very common in many parts of Norfolk.”—*Denny, l. c.*

B. With the third joint of the antennæ not elongated, the terminal one mostly obtuse.

Sp. 3. fossulatus. *Lævis, pubescens, nigro-castaneus, palpis testaceis, thorace foveolis tribus æqualibus.* (Long. corp.  $1\frac{1}{2}$  lin.)

Br. fossulatus. *Leach.—Denny, M. pl. 8. f. 1.—Steph. Catal. 257. No. 2552.*

*Pitch-coloured, pubescent, smooth: head shining, obtusely triangular, with two foveolæ between the eyes: thorax rounded, the base truncated, with three large foveolæ of equal size: elytra dull piceous, with a curved line from the base of each, and a stria down each side of the suture: abdomen obtuse: legs pale piceous, slender: antennæ the same, the terminal joint suboval: palpi testaceous.*

Not uncommon in the neighbourhood of London, and found also in other parts of the country; in Norfolk, near Bristol, &c.

Sp. 4. impressus. *Niger, elytris obscurè rufis, thorace nitido foveolis tribus, intermedio minori, antennis articulo extimo magno obtuso.* (Long. corp. 1 lin.)

Ps. impressus. *Panzer.*—Br. impressus. *Denny, M. pl. 7. f. 4.—Steph. Catal. 257. No. 2553.*

*Black, shining, finely pubescent: head subquadrate, with a large foveola in front, and two smaller between the eyes: thorax subglobular, the base with three round foveolæ, the centre one the smallest: elytra obscure red, with the suture and margin darker, sometimes nearly black, a stria on each side of the suture, and a second at the base of each elytron, commencing at the shoulder: abdomen very obtuse: legs pitchy-brown: antennæ pitchy, with the terminal joint large, nearly obtuse.*

Not uncommon in Battersca fields, and in other parts within the

metropolitan district; I have taken specimens at Hertford and Ripley, and it has occurred near Bexley.

Sp. 5. *insignis*. *Niger, subpubescens, antennis elytris pedibusque rufis, thorace lineâ posticâ semicirculari tenuissimâ impressâ.* (Long. corp. 1 lin.)

Ps. *insignis*. *Reichenbach, M. pl. 2. f. 16.*—Br. *assimilis*. *Curtis, f. 315?*

*Black, pubescent*: head trigonal, subconvex, with three impressions disposed in a triangle: thorax ovate, narrowed before, with three foveæ united by a very fine semicircular line; the central fovea smallest: *elytra* rufous, with two broad sulci: abdomen oval: *legs and antennæ rufous*: palpi reddish.

Of this species I have a specimen taken near Ripley in June, 1827: it is also said to have been found near Carlisle.

Sp. 6. *hæmaticus*. *Vivide castaneus, thorace obcordato, foveolis tribus, intermedio minori.* (Long. corp. 1½ lin.)

Ps. *hæmaticus*. *Reichenbach.*—Br. *hæmaticus*. *Denny, M. pl. 8. f. 2.*—*Steph. Catal. 257. No. 2555.*

*Bright chestnut, shining*: head subtriangular, convex, slightly elevated in the centre with three punctures: *thorax* obcordate, convex, *slightly punctured, with three foveolæ*, the centre one rather the smallest; *elytra* subquadrate, finely pubescent; deeply impressed at the base, each with a single stria near the suture, which is slightly raised, and another from the shoulder: abdomen gibbous, smooth: legs obscure chestnut; femora stoutish: antennæ pale chestnut, the last joint nearly ovate; palpi pale yellow.

Rare: I possess examples from the vicinity of Bristol, and one captured within the metropolitan district.

Sp. 7. *Juncorum*. *Brevis subrotundus, leviter pubescens, ferruginus, thorace subrotundato, punctulatissimo, foveolâ magnâ utrinque, at aliâ intermedio posticâ minutissimâ.* (Long. corp.  $\frac{3}{4}$ —1 lin.)

Br. *Juncorum*. *Leach.*—*Denny, M. pl. 8. f. 3.*—*Steph. Catal. 257. No. 2556.*

Body *short, globose; ferruginous*, finely pubescent: head nearly quadrate; the angles rounded and thickly punctured, with two foveolæ between the eyes, and a large depression in front: *thorax* nearly *globular, thickly punctured, with three foveolæ*, the centre one very *minute*: *elytra* nearly quadrate, with a stria on each side of the suture, and one from the shoulder deeply impressed at the base: abdomen contracted, round, convex: antennæ pale ferruginous; the apical joint obtuse: palpi pale yellow.

Extremely common in damp marshy situations within the metropolitan district, especially in Battersea fields; also found in Devonshire, and near Bristol. “In Norfolk.”—*Denny, l. c.*

†Sp. 8. *nigriventris*. *Intensè ferrugineo-rufus, abdomine nigro, thorace spherico, canaliculato, elytris unistriatis.* (Long. corp.  $1\frac{1}{2}$  lin.)

Br. *nigriventris*. *Denny, M. pl. 7. f. 1.—Steph. Catal. 257. No. 2554.*

Bright *ferruginous-red*: head subquadrate, with an angular depression in front, terminating in two punctures, and an oblong fovea in the centre: *thorax* thickly punctured, *globular*, with a deeply impressed longitudinal dorsal line, and one on each side, terminating in punctures at the base: *elytra* with four depressions at the base, and a *single stria* on each near the suture: *abdomen black*, spherical: legs ferruginous: antennæ the same, the last joint acute: palpi testaceous; the terminal joint oblong and acute.

Of this species I believe three examples only have been found; one taken near Barham, a second near Netley, and a third in the New Forest; so that it appears to be greatly distributed.

†Sp. 9. *sulcicollis*. *Castaneus, punctulatus, subpubescens, thorace obovato, dorso canaliculato, elytris posticè ad angulum externum excisis.* (Long. corp.  $1\frac{1}{2}$  lin.)

Ps. *sulcicollis*. *Reichenbach?—Curtis, vii. pl. 315.*

“*Castaneous*, shining, sparingly punctured and clothed with ochreous pubescence: antennæ as long as the thorax, very pilose: head subtrigonate, with a fovea on each side of the crown, connected by a deep arched furrow: eyes small and black: *thorax obovate*, truncated behind, a *deep groove down the centre*, intersected towards the base by a curved channel, terminated on each side by a deep fovea: *elytra* with the *posterior angles notched* and acuminate, an incurved longitudinal line on each side the suture, and an abbreviated one at the shoulder, forming a large and deep elongated fovea; legs slightly obscure at the knees.”—*Curtis, l. c.*

I believe a single example only of this species has hitherto been captured in Britain; it was “taken off the city walls of Carlisle.”—*T. C. Heysham, Esq.*

#### GENUS CCCCLXXXI.—TYCHUS, *Leach.*

*Antennæ* with the two first joints stout, subcylindric, the basal one longest and stoutest, a little bent; the third to the eighth smaller, subglobose, the fifth very large and conspicuous in the male, the ninth and tenth subquadrate, transverse, tenth largest, the eleventh very large, ovate, acute. *Palpi* longer than the head, the basal joint filiform, the second oblong and angulated, the third very large, securiform: *head* subtriangular: *thorax* narrowed in front: *body* slightly convex: *elytra* rather more than half the length of the *abdomen*, the latter with the first segment the largest; *legs* slender; femora slightly incrassated; *tibiæ* slender.

*Tychus* differs from the other allied genera by having the thorax distinctly attenuated in front, the antennæ short, with the second joint smaller than the first, and in the males the fifth joint remarkably incrassated.

Sp. 1. *niger*. *Niger, pubescens, antennis testaceis, pubescentibus, thorace lavi, anticè angustato, elytris impressè striatis.* (Long. corp.  $\frac{3}{4}$ —1 lin.)

*Ps. niger.* Paykull.—*Ty. niger.* Denny, *M. pl.* 6. f. 1.—*Steph. Catal.* 258. No. 2557.

Black, pubescent: head smooth: thorax also smooth and shining; narrowed anteriorly: elytra subquadrate, rather more than half the length of the abdomen, slightly depressed at the base, with a single stria on each near the suture: legs ferruginous: antennæ testaceous, stout, of the male with the fifth joint large: palpi pale yellowish.

Elytra variable in colour; black, red-brown, or castaneous: the result of immaturity.

Abundant in damp mossy places within the metropolitan district, in the winter and early spring months. “Newcastle.”—*G. Wailes, Esq.* “Netley.”—*Rev. F. W. Hope.*

#### GENUS CCCCLXXXII.—*ARCOPAGUS, Leach.*

*Antennæ* as long as the head and thorax, with the two basal joints thickened, the first elongated, cylindrical in the male, dilated within in the female, the second more slender than the first, subglobose, the six following smaller and nearly equal; ninth larger, lenticular-subglobose, tenth broader than the ninth, transverse-lenticular; eleventh larger and broader, ovate, acute. *Palpi* maxillary nearly as long as the antennæ, the basal joint filiform, gradually clavate, the second short, truncate, third ovate-securiform, with the base very slender: *head* triangular; *thorax* narrowed posteriorly: *elytra* covering more than half the *abdomen*, of which the exposed segments are of nearly equal size: *femora* thickened; *tibiæ* slender.

*Arcopagus* resembles *Tychus* in having the second joint of the antennæ smaller than the first, but it differs therefrom by having the thorax wider in front than behind, as well as by the dissimilarity in the proportions of the antennæ, which are not remarkably dissimilar in the sexes, the basal joint alone being a little produced within in the males.

Sp. 1. *glabricollis.* *Obscure ferrugineus, thorace capite longiori, obcordato, lavi, anticè et posticè angustato, posticè lincolâ transversâ arcuatâ.* (Long. corp.  $\frac{3}{4}$  lin.)

Ps. glabricollis. *Reichenbach*.—Ar. glabricollis. *Denny, M. pl. 5. f. 4.*—*Steph. Catal. 258. No. 2558.*

*Obscure ferruginous*, or piceous, slightly pubescent: head triangular, smooth, the base with two punctures between the eyes: *thorax* very finely pubescent, *obcordate, smooth*, the base with a transverse curved line: elytra punctured, with a stria on each side of the suture, and a depression at the shoulder: abdomen oblong: legs pale ferruginous; tarsi flavescent: antennæ ferruginous, the basal joint very large in the female.

Found not uncommonly within the metropolitan district in the spring, beneath moss, &c. “By no means rare in Norfolk.”—*Denny, l. c.*

†Sp. 2. *clavicornis*. *Piceo-castaneus, thorace capite latiori anticè, et posticè levè angustato, femoribus crassiusculis.* (Long. corp. 1 lin.)

Ps. *clavicornis*. *Panzer*.—Ar. *clavicornis*. *Denny, M. pl. 5. f. 2.*—*Steph. Catal. 258. No. 2559.*

*Dark chestnut*: head nearly triangular, smooth, deeply impressed in the centre, with two foveolæ between the eyes: *thorax wider than the head anteriorly*, and *posteriorly* narrowed, and faintly punctured, with an impressed line: elytra pitch-coloured, thickly punctured towards the posterior part, with a stria on each side of the suture, and one at the shoulder deeply impressed: abdomen pitchy-black: legs testaceous; *femora rather thick*: tibiæ slightly curved: antennæ dark chestnut, the first, second, and last joints very large, the second subquadrate: palpi pale ferruginous.

Rare: specimens have been taken in Norfolk, and also near Bristol.

Sp. 3. *puncticollis*. *Piceo-ferruginus, punctatus, nitidus, thorace maximo, anticè dilatato, punctatissimo femoribus femineis crassissimis.* (Long. corp.  $\frac{3}{4}$ —1 lin.)

Ar. *puncticollis*. *Denny, M. pl. 5. f. 3.*—*Steph. Catal. 258. No. 2560.*

*Dark ferruginous, punctured*, shining: head triangular, thickly punctured, with two large foveolæ between the eyes: *thorax large, dilated in front, and thickly punctured*, the base narrowed, with an impressed line, terminating in a puncture at each side: elytra pitchy-brown, with four excavations at the base, and a stria on each side of the suture: legs pale ferruginous-yellow, femora incrassated in the female: antennæ ferruginous: palpi pale yellow-brown.

Not uncommon in some parts of the metropolitan district; I have taken it, in moss, during the winter at Hertford. “At Horning, in Norfolk.”—*Denny, l. c.* “Newcastle.”—*G. Wailes, Esq.* “Netley.”—*Rev. F. W. Hope.*

Sp. 4. bulbifer. *Niger, nitidus, pubescens, palpis pallidè ferrugineis; antennis clavatis, pedibus picco-rufis, elytris impressè punctatis.* (Long. corp.  $\frac{3}{4}$ —1 lin.)

Ps. bulbifer. *Reichenbach.*—Ar. bulbifer. *Denny, M. pl. 5. f. 1.*—*Steph. Catal. 258. No. 2561.*

*Black, shining, pubescent: head subtriangular, with two large punctures between the eyes: thorax finely pubescent, rounded, the base a little contracted, with a transverse line terminating at each end in a puncture: elytra thickly punctured, the base with four impressions, and a line on each side of the suture: abdomen oval: legs dark chestnut; tarsi paler: antennæ pale ferruginous, the basal joint very large in the females: palpi also pale ferruginous.*

Extremely abundant in many parts of the country, especially in Norfolk, where “100 specimens may be readily taken in a day.”—*Denny, l. c.* “Newcastle.”—*G. Wailes, Esq.* “Netley.”—*Rev. F. W. Hope.*

#### GENUS CCCCLXXXIII.—BYTHINUS, *Leach.*

*Antennæ* rather short, the basal joint cylindrical, the second in the males very large and produced within, the six following much smaller, equal, lenticular, ninth and tenth broader, also lenticular, eleventh much larger, with the apex very acute. *Palpi* very long, the basal joint slender, with the apex gradually clavate, second small, ovate, third very large, flat, hatchet-shaped, or elongate: *head* broad: *thorax* narrowed behind: *elytra* covering above half the *abdomen*, the latter with the exposed segments subequal; *femora* moderately incrassate; *tibiæ* and *tarsi* slender.

The singular genus *Bythinus* may be known by the magnitude of the second joint of the antennæ, which last is remarkably produced within in the males; the bulk and length of the maxillary palpi, as well as the size and form of their terminal joint, are also very important characters of distinction.

Sp. 1. *Curtisii.* *Nitidus dense pubescens, punctatus, castaneo-fuscus, vel sub-hepaticus, antennis masculis articulo secundo sphærico, prominentiâ internâ.* (Long. corp.  $\frac{3}{4}$  lin.)

By. *Curtisii.* *Leach.*—*Denny, M. pl. 3. f. 1.*—*Steph. Catal. 258. No. 2562.*

*Dark chestnut-brown, or liver-colour, shining, punctured, and thickly pubescent: head elongated, with a large depression in front, the base with two foveolæ between the eyes, and an impressed line in the centre: thorax cordate, rounded anteriorly, the base narrowed, with an impressed transverse line: elytra with a stria from each side of the suture, and deeply im-*



pressed at the base: legs testaceous-brown: antennæ ferruginous-yellow; in the male the second joint is globular, with a tooth-like prominence on the inner side.

Found in Norfolk, and near London; but not common.

Sp. 2. securiger. *Piceo-fuscus, antennis masculis articulo secundo securiformi, thorace punctato nitido, antennis pedibusque intense ferrugineis.* (Long. corp.  $\frac{5}{8}$ — $\frac{3}{4}$  lin.)

Ps. securiger. *Reichenbach.*—By. securiger. *Denny, M. pl. 3. f. 2.—Steph. Catal. 258. No. 2563.*

*Pitchy-brown:* head subtriangular, deeply punctured, shining, with two foveolæ between the eyes: thorax deeply punctured and shining, narrowed at the base, and with a transverse impressed line: elytra also thickly punctured and finely pubescent; suture slightly elevated, with an impressed line on each side; shoulder very much elevated: legs and antennæ bright ferruginous; the second joint of the latter in the males securiform, and very large.

More abundant than the last: found within the metropolitan district, and in Norfolk and Suffolk.

†Sp. 3. Burrellii. *Piceo-niger, antennis masculis articulo secundo maximo ex lunato subquadrato, antennis pedibusque ferrugineis.* (Long. corp.  $\frac{3}{4}$  lin.)

By. Burrellii. *Denny, M. pl. 4. f. 1.—Steph. Catal. 258. No. 2564.*

*Pitchy-black,* punctured and shining: head subtriangular, finely punctured and shining, with a depression across the forehead, two foveolæ between the eyes, and another, somewhat oblong, on the anterior part: thorax also punctured, with the base narrowed and marked with an impressed line, terminating at each end in a puncture: elytra with a depression at the base, and a single stria on each side of the suture: legs and antennæ pale ferruginous; the second joint of the latter in the male very large, somewhat lunulate and flat.

This appears to be a very scarce, and at least a local, species; it was “discovered in April, 1824, near Letheringsett, in Norfolk, by the Rev. J. Burrell.”—*Denny, l. c.*

#### GENUS CCCCLXXXIV.—EUPLECTUS, Kirby.

*Antennæ* rather stout and short; the two basal joints very large, the second being rather less than the first, the six following considerably smaller, of equal size with each other, the ninth and tenth larger, the eleventh very large, ovate or oval, acute or obtuse. *Palpi* moderate, *maxillary* nearly as long as the head, the basal joint long, and gradually clavate, second shorter,

and nearly triangular, third very large and ovate, with its apex acuminate: *head* broad, subquadrate, sometimes a little sessile: *thorax* cordate, or slightly elongated: *elytra* about half the length of the abdomen: *body* elongated, depressed: *legs* moderate; *finora* slightly incrassated; *tibiae* and *tarsi* slender.

Euplectus may be known from the other Pselaphidæ by the superior length of the body, which is also considerably depressed; the antennæ are short, stout, and the proportions of the articulations are slightly dissimilar, as well as those and the form of the maxillary palpi, which latter are comparatively short. The species, like their allies, are found beneath stones, and the roots of grass, moss, &c.

†Sp. 1. Kirbii. *Valdè elongatus et depressus, rufo-castaneus, thorace anticè et posticè angustato, anticè foveolâ unicâ, oblongâ, posticè tribus lineâ impressâ unitis.* (Long. corp.  $\frac{3}{4}$  lin.)

Eu. Kirbii. *Leach.*—*Denny, M. pl. 1. f. 3.*—*Steph. Catal. 258. No. 2565.*

Very much elongated and depressed, dark-red chestnut: head nearly quadrate, elevated and smooth, with two converging depressions in front; thorax nearly cordate, with an oblong foveola in front, and three at the base, united by an impressed line: elytra rather depressed, about half the length of the abdomen, with a line on each side of the suture, and one from the base reaching about half the length: legs pale ferruginous: antennæ pale chestnut, thickly pubescent.

Apparently rare; the only known specimen is in the British Museum collection.

Sp. 2. Karstenii. *Depressus, lævissimus, subpubescens, leviter castaneus, capite latissimo, punctatissimo, thorace ferè obcordato, posticè trifoveolato.* (Long. corp.  $\frac{5}{8}$  lin.)

Ps. Karstenii. *Reichenbach.*—Eu. Karstenii. *Denny, M. pl. 1. f. 3.*—*Steph. Catal. 258. No. 2566.*

Depressed, light chestnut, very smooth, and finely pubescent: head very wide and thickly punctured, with two angular impressions in front: thorax nearly cordate, with three foveolæ at the base, the central one the largest, the anterior part with an abbreviated longitudinal line: elytra subquadrate, with a line down each side of the suture, and a slender depression at each shoulder: abdomen with the apex somewhat acute: legs pale chestnut: antennæ the same, with the terminal joint very large and obtuse.

I obtained this species from the Rev. T. Skrimshire, who takes it in Norfolk, near Fakenham.

Sp. 3. minutus. *Elongatus, castaneo-fuscus, pubescens, capite anticè foveolis duabus confluentibus, thorace anticè foveolâ unicâ, posticè tribus lineolâ unitis.* (Long. corp.  $\frac{3}{4}$  lin.)

St. minutus. *Marsham.*—Eu. minutus. *Steph. Catal. 259. No. 2567.*—Eu. sanguineus. *Denny, M. pl. 1. f. 2.*—*Steph. Catal. 259. No. 2568.*

Elongate, chestnut-brown, pubescent: head nearly quadrate, shining, smooth, with two converging depressions joined in front, each terminating in a puncture at the base: eyes black; thorax smooth, shining, with an oblong foveola in the centre in front, and three others joined by an impressed line at the base: elytra elongated, with a stria on each near the suture, and an abbreviated one at the shoulder, very deeply impressed at the base: abdomen with the apex ovate: legs pale ferruginous: antennæ testaceous, apical joint obtuse.

Taken, but rarely, within the metropolitan district, and also in Norfolk, whence I have received it from the Rev. T. Skrimshire. "Not uncommon (near Swansea)."—*L. W. Dillwyn, Esq.*

Sp. 4. signatus. *Elongatus, depressus, pubescens, ferrugineus, capite anticè lineâ transversâ impressâ foveolisque duabus inter oculos.* (Long. corp.  $\frac{3}{4}$  lin.)

Ps. signatus. *Reichenbach.*—Eu. signatus. *Denny, M. pl. 1. f. 4.*—*Steph. Catal. 259. No. 2569.*

Elongated, depressed, ferruginous, pubescent: head nearly quadrate, smooth, with a transverse impressed line in front, and two foveolæ between the eyes, these latter black: thorax somewhat rounded, smooth, with a single foveola in the centre in front, and three united by a semicircular line at the base, which is a little narrowed, and the sides are very much depressed: elytra with a stria on each side of the suture, and a depression at the base: abdomen with the apex acute: legs pale ferruginous: antennæ the same, with the terminal joint acute.

Found near Ripley in June; also in the neighbourhood of Barham, by the Rev. W. Kirby.

Sp. 5. *Reichenbachii.* *Obscure piceo-fuscus, nitidus, latus, depressus, subpubescens, capite medio lævi elevato, anticè punctis duabus impressis confluentibus, foveolâ occipitali, elytris striatis, stris basin versus valdè impressis.* (Long. corp.  $\frac{3}{4}$  lin.)

Eu. *Reichenbachii.* *Leach.*—*Denny, M. pl. 1. f. 1.*—*Steph. Catal. 259. No. 2570.*

Dull pitchy-brown, shining, broad and depressed, slightly pubescent: head subquadrate, elevated in the centre, and smooth, with two converging depressions in front, and a foveola at the base: thorax rather wider than the head, with an oblong, triangular, foveola in the centre, and three round ones

at the sides: *elytra* elongated, with two deeply impressed striae on each, one near the suture, the other towards the outer margin: abdomen with its apex nearly acute: legs pale testaceous yellow: antennæ testaceous, with the terminal joint obtuse.

Occasionally met with within the metropolitan district, and also near Bristol. "In Suffolk and Norfolk."—Denny, *l. c.*

Sp. 6. *pusillus*. *Levissimè punctulatus, pubescens, niger, nitidus, thorace rotundato, subdepresso, posticè foveolis tribus lineâ impressâ arcuatâ transversâ unitis, antennis tenuissimis.* (Long. corp.  $\frac{3}{4}$  lin.)

Eu. *pusillus*. Leach.—Denny, *M. pl. 2. f. 2.*—Steph. *Catal. 259. No. 2571.*

*Black*, shining, finely punctured and pubescent: head nearly triangular, with two oblong depressions, forming an angle, between the eyes: *thorax* pitchy-black, rounded, a little depressed, with three foveolæ behind, united by a semicircular line: *elytra* with a stria on each side of the suture, and a small depression on the shoulder: abdomen somewhat white at the tip: legs dull liver colour: antennæ bright chestnut, very slender, the apical joint somewhat acuminate.

Apparently not uncommon in the neighbourhood of Bristol: I have taken it within the metropolitan district. "Pretty plentiful at Horning and Woodbastwick, in Norfolk, from October to December."—Denny, *l. c.*

Sp. 7. *bicolor*. *Piceo-niger, nitidus, thorace magno, rotundato levitè punctulato, posticè foveolis tribus, intermediâ majori.* (Long. corp.  $\frac{3}{4}$  lin.)

Eu. *bicolor*. Kirby.—Denny, *M. pl. 2. f. 3.*—Steph. *Catal. 259. No. 2572.*

*Pitchy-black*, shining: head cordate, with two deeply impressed punctures between the eyes: *thorax* large, rounded, emarginate behind, with three foveolæ, the central one the largest: *elytra* with a few faint punctures, a stria on each side of the suture, and another abbreviated, deeply impressed one arising at the shoulder: abdomen with its apex obtuse; legs dull chestnut: antennæ the same, with the apex acute: palpi pale ferruginous.

This species appears to be scarce: I have once met with it within the metropolitan district, and it has been captured in Suffolk by the Rev. W. Kirby.

Sp. 8. *brevicornis*. *Levitè pubescens, nitidus, castaneus, antennis thoracis longitudine, articulo ultimo maximo, thorace elongato, posticè foveolis tribus lineâ transversâ arcuatâ unitis.* (Long. corp.  $\frac{3}{4}$  lin.)

Ps. *brevicornis*. Reichenbach.—Eu. *brevicornis*. Denny, *M. pl. 2. f. 4.*—Steph. *Catal. 259. No. 2573.*

*Chestnut*, shining, slightly pubescent: head rounded, with two converging

depressions in front: *thorax elongated, ovate*, posteriorly truncate, with three foveolæ united by a semicircular impressed line, the central one largest, and truncate: *elytra subtriangular*, with a stria on each side of the suture, and another abbreviated one at the base: *abdomen elongate-oval*, with the apex obtuse: *legs pale chestnut*: *antennæ pale testaceous, short*, with the last joint very large ovate-acute.

Apparently rare; few specimens have been taken within the metropolitan district, and in Norfolk and Suffolk. "Moss, Humby, Lincolnshire."—*A. H. Davis, Esq.*, who supplied me with the species.

Sp. 9. *Easterbrookianus*. *Corpore toto intense ferrugineo, antennis palpis pedibusque pallidioribus, thorace ruguloso, elytris punctato-striatis*. (Long. corp. 1 lin.)

Eu. *Easterbrookianus*. *Leach*.—*Steph. Catal.* 259. No. 2574.

Body entirely of a bright *ferruginous*, with the antennæ, palpi, and legs, paler; *thorax rugulose*; *elytra punctate-striate*.

"Near Ashburton."—*Dr. Leach*.

## FAMILY LXVII.—TACHYPORIDÆ,\* *Mac Leay*.

*Head* for the most part sessile, and inserted into the thorax near the *eyes*, the latter small: *thorax* generally trapezoid, widest behind. *Antennæ* rather long, not very stout, but thickening from near the base to the apex, rarely subclavate; the terminal joint sometimes enlarged, and occasionally very stout; the basal one robust, the second and third frequently elongate-clavate: *palpi* filiform, or subulate: *body* elongate, somewhat elliptic, in some cases very much attenuated behind: *legs* slender; *tibiæ* sometimes spinous; *tarsi* pentamerous, furnished with two *claws*.

---

\* In the subsequent account of the contents of this and the three remaining families of the Coleoptera, I have availed myself of the liberal present from the Rev. W. Kirby of his manuscript notes and descriptions thereof; though, from having had less experience in their investigation than that celebrated writer, I greatly fear that, notwithstanding his elaborate descriptions, I shall fall into error in my attempted abridgment of them in order to suit the limits of this work, as I have not sufficient time to reinvestigate them; it is therefore possible that many of the species hereafter given *as new* may be described in the recent monograph of the Russian species by Mannerheim, and that others may lurk in the volumes of Gravenhorst and Gyllenhal, the only authors (with the exception of Paykull) who have attempted a thorough description of all the species known to them.

The species which compose this extensive family of insects are chiefly found at the roots of grass, moss, &c. under the bark of decaying trees, in fungi, boleti, and other vegetable substances in a state of decomposition; but some few of them are found in dung and the putrid remains of animals. From the other families of Brachelytra they may be known by having the head for the most part very deeply inserted into the thorax, and the latter being of a trapezoid form; the elytra are very much abbreviated. The indigenous species, to the investigation of which my friends the Rev. W. Kirby and Dr. Leach have devoted considerable attention, and from whose united labours I have received material assistance, are readily divisible into the following genera, thus characterised by *external* characters:

*Caput* exsertum; remotum.

|                                                            |                |
|------------------------------------------------------------|----------------|
| <i>Thorax</i> subglobosus, posticè plicatus: . . .         | 485. AUTALIA.  |
| obcordatus sulcatus: . . .                                 | 486. FALAGRIA. |
| exsertum, haud remotum: <i>thorax</i> canaliculatus: . . . | 487. ASTILBUS. |

sessile.

*Tibiæ* simplices, haud spinosi.

*Thorax* transversus, lateribus elevato marginatis.

|                                                            |               |
|------------------------------------------------------------|---------------|
| <i>Abdomen</i> art <sup>o</sup> . penultimo integro: . . . | 488. DINARDA. |
| emarginato.                                                |               |

|                                                 |                 |
|-------------------------------------------------|-----------------|
| <i>Thoracis</i> angulis posticis obtusis: . . . | 489. ATEMELES.  |
| acuminato-spinosis: . . .                       | 490. LOMECHUSA. |

*Thorax* lateribus haud elevato-marginatis.

*Antennæ* rectæ.

|                                                          |                  |
|----------------------------------------------------------|------------------|
| art <sup>o</sup> . ult <sup>o</sup> . ovato-acuto: . . . | 491. ALEOCHARA.  |
| cylindrico, magno: . . .                                 | 493. CALLICERUS. |
| fractæ: <i>corpus</i> latissimum: . . .                  | 492. ENCEPHALUS. |

*Tibiæ* spinosæ.

*Palpi* articulo ultimo subulato.

|                                         |                |
|-----------------------------------------|----------------|
| <i>Corpus</i> latum, punctulatum: . . . | 500. TACHINUS. |
| elongatum, utrinque attenuatum.         |                |

|                                                                                            |                  |
|--------------------------------------------------------------------------------------------|------------------|
| <i>Caput</i> rotundatum; <i>antennæ</i> art <sup>o</sup> . ult <sup>o</sup> . magno: . . . | 494. MEGACRONUS. |
| elongatum; <i>antennæ</i> subgraciles: . . .                                               | 496. BOLITOBIVS. |

*Palpi* filiformes, articulo ultimo subacuminato.

*Corpus* breve, anticè obtusum.

|                                      |                  |
|--------------------------------------|------------------|
| <i>Abdomen</i> conico-obtusum: . . . | 497. TACHYPORUS. |
| subulato-attenuatum.                 |                  |

|                                              |               |
|----------------------------------------------|---------------|
| <i>Corpus</i> convexum, haud globosum: . . . | 499. CONURUS. |
| globosum: . . .                              | 498. CYPHA.   |

|                                                   |                  |
|---------------------------------------------------|------------------|
| <i>Corpus</i> elongatum, anticè attenuatum: . . . | 495. ISCHNOSOMA. |
|---------------------------------------------------|------------------|

GENUS CCCCLXXXV.—AUTALIA, *Leach MSS.*

*Antennæ* sensibly thickening from the base to the apex, the basal joint largest, the two following rather long and subclavate, the remainder turbinate-transverse, with the apical one ovate. *Palpi* very short, 4-jointed, the penultimate joint large, somewhat obconic, the terminal one very slender, setiform: *labrum* minute: *head* exserted, globose-orbiculate; *neck* very slender: *thorax* subglobose, a little narrowed in front, plicate behind: *scutellum* none: *elytra* plicate at the base, about two-thirds as long as the *abdomen*; the latter linear, recurved: *legs* moderate; *femora* lanceolate; *tibiæ* villose, unarmed; *tarsi* subsetaceous, 5-jointed.

The insects of this genus are evidently in close alliance with those of the preceding family, from which they may be immediately recognized by the dissimilarity in the length and structure of the maxillary palpi, as well as by their general habit, and by possessing 5-jointed tarsi, with two claws at their apex. As in the Pselaphidæ, the elytra are impressed at the base, which gives that part the appearance of being folded. The head is very distinct, and united to the thorax by a strangulation; the latter is more or less cordate, and has generally one or more impressed furrows upon it. The species are found at the roots of grass and in boleti in damp places, during the winter and spring.

Sp. 1. *impressa*. *Rufescens, nitida, thorace punctis duobus majoribus sulcisque tribus longitudinalibus abbreviatis impresso, capite fusco, abdomine cingulo atro.* (Long. corp.  $1\frac{1}{8}$ — $1\frac{1}{4}$  lin.)

St. *impressus*. *Olivier.*—Au. *impressa*. *Steph. Catal.* 259. No. 2575.

*Reddish, shining*: head fuscous: *thorax* globose, very glossy, with three abbreviated longitudinal furrows in the middle, one of them at the apex and two at the base; adjoining the two last are two *foveolæ*: *elytra* fuscous, with four abbreviated furrows at the base: *abdomen* obtuse, rufous, with a black belt towards the apex: *legs* rufo-testaceous: *antennæ* reddish, with the base paler.

Found not uncommonly in the neighbourhood of London; also in Norfolk and Suffolk, and in Devonshire. “In decaying fungi, not uncommon (near Swansea).”—*L. W. Dillwyn, Esq.*

Sp. 2. *plicata*. *Rufa, capite abdominisque cingulo, nigris, thorace elytrisque anticè plicatis.* (Long. corp.  $1\frac{1}{2}$  lin.)

Al. *plicata*. *Kirby MSS.*—Au. *plicata*. *Steph. Catal.* 259. No. 2576.

*Rufous, shining, finely pubescent*: head suborbiculate, larger than the thorax,

smooth, black, with the mouth rufous; *thorax* subglobose, smooth, with four impressed furrows, of which the two outer ones are abbreviated anteriorly: *elytra* longer and much broader than the *thorax*, nearly castaneous, smooth, with the base folded; *abdomen* rufous, with a black ring towards the apex, and the region of the posterior femora also black: legs testaceous: *antennæ* rather short.

Taken occasionally near London. "Found on the boletus of the ash in October."—*Kirby MSS.* "In putrid boleti in the Penllegare-woods."—*L. W. Dillwyn, Esq.*

Sp. 3. *ruficornis.* *Rufescens, nitida, capite nigricanti, abdomine cingulo fusco, thorace anticè angustato, posticè sulcis tribus longitudinalibus abbreviatis, antennis gracilibus rufis.* (Long. corp.  $1\frac{1}{2}$  lin.)

Au. *ruficornis.* *Steph. Catal. 259. No. 2577.*

*Reddish, shining:* head small dusky: *thorax* obcordate, narrowed in front, behind with three abbreviated longitudinal furrows: *elytra* with the base plicate: *abdomen* with a fuscous belt towards the apex, legs and *antennæ* slender, rufous.

Taken at Hertford in June.

Sp. 4. *aterrima.* *Nigra, nitida, pedibus ferrugineis, thorace orbiculato, sulcis quatuor abbreviatis, elytris basi plicatis.* (Long. corp. 1 lin.)

Au. *aterrima.* *Steph. Catal. 259. No. 2578.*

*Black, shining:* head small, orbiculate: *thorax* also orbiculate, narrowed in front, with four abbreviated sulci, or furrows, on the disc: *elytra* pubescent, slightly shining, with the base plicate: legs entirely ferruginous: *antennæ* black.

Found in Battersea-fields in the spring.

Sp. 5. *rivularis.* *Nigra, nitida, tibiis ferrugineis, thorace elytrisque basi plicatis.* (Long. corp.  $\frac{3}{4}$  lin.)

Al. *rivularis.* *Gravenhorst.*—Au. *rivularis.* *Steph. Catal. 259. No. 2579.*

*Black, shining, nearly glabrous:* head broader than the *thorax*, orbiculate: *thorax* subglobose, plicate, with four impressed furrows, the two outer ones abbreviated anteriorly: *elytra* slightly pubescent, longer and much broader than the *thorax*, the base folded: *abdomen* nearly twice as long as the *elytra*: *tibiæ* and *tarsi* ferruginous: *antennæ* obscure rufous.

Not uncommon in the vicinity of the metropolis; also found in Norfolk, Suffolk, Devonshire; near Bristol, &c.

Sp. 6. *angusticollis.* *Nigra, nitida, pedibus piceis, tibiis pallidioribus, thorace angusto obcordato sulcis quatuor abbreviatis, elytris basi plicatis.* (Long. corp.  $\frac{1}{2}$ — $\frac{3}{8}$  lin.)



*An. angusticollis.* *Steph. Catal.* 259. No. 2580.

*Slender, black, shining: head small, orbiculate, glossy: thorax very slender, obcordate, with four abbreviated dorsal furrows: elytra broad, each with four impressions at the base: legs pitch coloured, with the tibiæ paler: antennæ pitchy-black.*

Taken in Battersea-fields, and near Bristol.

GENUS CCCCLXXXVI.—FALAGRIA, *Leach MSS.*

*Antennæ* sensibly thickening to the apex, the basal joint incrassate, scarcely longer than the two following, which are obconic-slender, the remainder are turbinate or turbinate-quadrate, the extreme one being ovate-acute. *Palpi* maxillary with the penultimate joint slightly elongate-incrassate, or subconic, the terminal one minute: *labrum* short, transverse: *head* somewhat orbiculate: *thorax* obcordate, rounded anteriorly, generally with a central furrow: *scutellum* minute: *elytra* less than half the length of the *abdomen*, the latter linear, recurved: *legs* slender; *femora* linear, compressed; *tibiæ* subtrigonal, with very minute spurs at the apex; *tarsi* setaceous, 5-jointed.

In some points Falagria resembles the preceding genus, especially in the form of the thorax, the exserted head, and plicate elytra, but the palpi are very dissimilar in form and proportions, as are also the antennæ. The species are also found in similar situations, and appear to be most abundant in the later spring months.

Sp. 1. *sulcata.* *Fusca, subsericea, thorace cordato, convexo, unisulcato, pedibus ferrugineis testaceis.* (Long. corp.  $1\frac{1}{2}$  lin.)

*St. sulcatus.* *Paykull.*—*Fa. sulcata.* *Steph. Catal.* 259. No. 2581.

*Fuscous, slightly sericeous: head as large as the thorax, with a transverse impression between the eyes: thorax globose, cordate, with a deep longitudinal impressed groove in the middle: elytra quadrate, with two, more or less obscure, foveolæ at the base: legs rusty-testaceous: antennæ the same.*

Found near London, also in Suffolk and Norfolk; and in Devonshire.

Sp. 2. *sulcatula.* *Nigro-fusca, nitida, thorace cordato, convexo, unisulcato, pedibus antennarumque basi testaceis.* (Long. corp.  $1\frac{1}{2}$  lin.)

*Al. sulcatula.* *Gravenhorst.*—*Fa. sulcatula.* *Steph. Catal.* 260. No. 2582.

*Rather slender, fuscous-black, shining: head small, globose, with a faint stria between the eyes: thorax convex, cordate, with a single deep longitudinal*

groove in the middle: elytra quadrate, slightly impressed at the base: *legs and base of the antennæ testaceous.*

Taken in Battersea-fields in April and May.

Sp. 3. confinis. *Nigra, nitida, antennis crassiusculis, basi pedibusque rufis, thorace canaliculato.* (Long. corp.  $1\frac{1}{8}$  lin.)

Al. confinis. *Kirby MSS.—Fa. confinis. Steph. Catal. 260. No. 2583.*

*Black, shining, nearly glabrous: head suborbiculate, smaller than the thorax, the latter obcordate, with a deep longitudinal central furrow: elytra quadrate, pitchy-black: abdomen slightly attenuated at the base and apex: legs rufous: antennæ rather stout, black, with the three basal joints rufous: the terminal one ovate-conic.*

Found in Norfolk and Suffolk; apparently not very common.

Sp. 4. obscura. *Nigro-fusca, subsericea, antennis elytris pedibusque rufescentibus, thorace cordato, subfoveolato.* (Long. corp.  $1\frac{1}{8}$  lin.)

Al. obscura. *Gravenhorst.—Fa. obscura. Steph. Catal. 260. No. 2584.*

*Pitchy-black, shining, nearly glabrous, smooth: head suborbicular, rather narrower than the thorax, the latter obcordate, gibbous, with an obscure dorsal fovea: elytra much broader than the thorax, brownish: abdomen above twice as long as the elytra, with the apex piceous: legs ferruginous: antennæ reddish, with the apical joints rather incrassated and brownish.*

Found in Battersea-fields and in other parts near London; also in Suffolk and Norfolk.

Sp. 5. nigra. *Nigra, nitida, antennis pedibusque fusco-testaceis, thorace subcordato, obsolete unisulcato.* (Long. corp. 1 lin.)

Al. nigra. *Gravenhorst.—Fa. nigra. Steph. Catal. 260. No. 2585.*

*Black, shining, and very finely punctured; head nearly as broad as the thorax, suborbiculate: thorax subcordate, with a single obsolete furrow in the middle, terminating in a fovea behind: elytra pitchy-black; abdomen with the apex obtuse: legs slender, fusco-testaceous: antennæ the same, and rather stout, with the terminal joint ovate-acuminate.*

Found near Bristol, and in Suffolk.

Sp. 6. picea. *Nigro-picea, nitidissima, elytris apice, pedibus antennisque palidioribus, thorace obcordato, posticè canaliculato.* (Long. corp.  $\frac{2}{3}$  lin.)

Al. picea. *Gravenhorst.—Fa. picea. Steph. Catal. 260. No. 2586.*

*Pitchy-black, very glossy, smooth: head suborbiculate, about as wide as the thorax, the last obcordate, with an impression behind, sometimes rather obsolete: elytra piceous, with the apex paler: abdomen broad, black: legs rufescent: antennæ pale piceous, with the terminal joint acute.*

Also taken near Bristol, and in Devonshire.

Sp. 7. flavipes. *Ferruginea, capite abdominisque cingulo nigricantibus, thorace subcordato.* (Long. corp.  $1\frac{1}{2}$  lin.)

St. flavipes. *Linné?*—Fa. flavipes. *Steph. Catal.* 260. No. 2587.

*Ferruginous, smooth: head nearly as broad as the thorax, suborbiculate, dusky: thorax subcordate, gibbous, pitchy-ferruginous, slightly pubescent: elytra much broader than the thorax: abdomen dull ferruginous, with an obscure black ring near the apex, which last is pale ferruginous: legs pale testaceous: antennæ and mouth ferruginous.*

My specimens of this species I obtained from Bristol: it has been captured in Suffolk.

Sp. 8. nitens. *Nigro-fusca, nitida, glabriuscula, antennis, elytris pedibusque fusco-rufescentibus thorace cordato basi subimpresso.* (Long. corp.  $1-1\frac{1}{4}$  lin.)

Al. nitens. *Kirby (?) MSS.*—Fa. nitens. *Steph. Catal.* 260. No. 2588.

*Pitchy-black, very glossy, nearly glabrous: head suborbicular, nearly as wide as the thorax, the latter cordate, gibbous, with an obsolete impression at the base: elytra broader than the thorax, pitchy-rufous, pubescent: legs and antennæ reddish-brown.*

Taken near London; and in Norfolk by Mr. Hooker.

Sp. 9. floralis. *Nigra, nitida, antennis pedibusque piceo-rufis, thorace gibboso-obcordato, obsolete impresso.* (Long. corp.  $1\frac{1}{4}$  lin.)

Fa. floralis. *Spence (?) MSS.*—*Steph. Catal.* 260. No. 2589.

*Shining black, slightly pubescent: head smooth: thorax gibbous, very smooth, obcordate, with a very obscure puncture in the middle behind: elytra each with two impressious at the base: legs and antennæ pitchy-red.*

Found in Norfolk, and near London.

+Sp. 10. thoracica. *Nigro-picea nitida, antennis pedibus thoraceque rufis, hoc obcordato canaliculato.* (Long. corp.  $1\frac{1}{4}$  lin.)

Al. thoracica. *Kirby MSS.*—Fa. thoracica. *Steph. Catal.* 260. No. 2590.

*Pitchy-black, shining, smooth, with a very obscure delicate silken pubescence: head subtriangular-orbiculate, scarcely broader than the thorax, the last pulvinate, obcordate, rufous, with a rather deep dorsal furrow: elytra longer and broader than the thorax, pitchy: legs rufo-testaceous: antennæ the same, rather stout, with the apical joint ovate, somewhat acute.*

This appears to be a rare, or at least a local species: it has been taken "on the sea-shore near Hunstanton, Norfolk, in August, 1807."—*Kirby MSS.*

GENUS CCCCLXXXVII.—ASTILBUS, *Dillwyn*.

*Antennæ* subclavate, the basal joint large, clavate, the two following shorter, slender, clavate, the remainder turbinate-quadrate, the extreme joint being longest and oblong-conic. *Palpi maxillary* filiform, with the penultimate joint scarcely thickened, elongate, the terminal very minute, setiform: *labrum* subquadrate: *head* triangular, somewhat depressed: *thorax* oblong, pulvinate, furrowed and immarginate: *scutellum* minute, triangular: *elytra* about one-third the length of the *abdomen*; the latter linear, recurved: *legs* slender, simple; *tibiæ* with minute spurs at the apex; *tarsi* setaceous.

Dr. Leach having applied the manuscript name *Drusilla* to this genus, a name subsequently published by Mr. Swainson to designate a genus of diurnal Lepidoptera, it becomes necessary to alter it; I have therefore employed the term proposed by Mr. Dillwyn, in his Catalogue of Swansea Insects, in order to prevent confusion by the application of a third name. The genus may be known by its filiform palpi, broad head, the stoutness and form of the articulations of the antennæ, channelled elongate thorax, the small spurs at the apex of the tibia, and from its general habit being dissimilar to that of the other genera. The species occur beneath stones, moss, in fungi, &c.

Sp. 1. *canaliculatus*. *Rufescens, capite abdominisque cingulo nigris*. (Long. corp. 2—2½ lin.)

St. *canaliculatus*. *Fabricius*.—G. N. *canaliculata*. *Steph. Catal.* 260. No. 2591.

Rufescent, rather obscure, and somewhat smooth; head rather narrower than the thorax, cordate, dusky: thorax with a deep longitudinal furrow, the disc posteriorly sometimes depressed: elytra shorter than the thorax: abdomen above thrice the length of the elytra, shining, recurved, slightly pubescent, with the antepenultimate and penultimate segments black: legs yellowish: antennæ dusky, with the base flavescent: palpi reddish-yellow.

Very abundant in the vicinity of London; also, I believe, in other parts of the country. "About Salthouse-point, and sometimes on the sand-hills (near Swansea)."—*L. W. Dillwyn, Esq.*

GENUS CCCCLXXXVIII.—DINARDA, *Leach MSS.*

*Antennæ* short, incrassated at the apex, stout, with the basal joint long, clavate, the intermediate ones coarctate, the terminal one large, elongate. *Palpi* maxillary rather long, labial very short: *head* transverse, forehead

rather depressed: *thorax* very broad, transverse, much narrowed anteriorly, and deeply emarginate, the sides rounded and deeply bisinuated behind, with the angles produced backwards into an acuminate spike-like process: *scutellum* small, triangular: *elytra* very short, transverse, with the outer angle of the apex deeply emarginate, the angle itself produced into a tooth; *abdomen* ovate, with the penultimate joint simple: *legs* moderate.

This and the two following genera differ from the other genera of this family by having the terminal joint of the antennæ elongate-conic, and the hinder angle of the thorax more or less produced into an acuminate spine, and the lateral margins are more or less flattened and reflexed. The present genus appears to differ from its allies by having the penultimate joint of the abdomen simple, and the structure of the antennæ slightly dissimilar.

†Sp. 1. *dentata*. *Nigra, subopaca, thoracis lateribus elytris pedibusque rufobrunneis*. (Long, corp.  $1\frac{3}{4}$  lin.)

Lo. *dentata*. *Gravenhorst*.—Di. *dentata*. *Steph. Catal.* 260. No. 2592.

Black, slightly opaque: head delicately punctured: thorax with a faint dorsal furrow, and throughout thickly and delicately rugose-punctate, black, with the margins somewhat elevated, and reddish-brown: *elytra* quadrate, punctured, obscure castaneous-brown, and slightly pubescent: abdomen shining, with the apex pitchy-black: legs, mouth, and palpi red-brown: antennæ fuscous, with the basal and terminal joints dull rufous.

This rare species has been captured at “Swansea.”—*Dr. Leach*.

#### GENUS CCCCLXXXIX.—ATEMELES, *Dillwyn*.

*Antennæ* filiform, the basal joint very stout, notched at the tip, the second very short, third rather elongate-obconic, the remainder turbinate-subglobose or campanulate, with the terminal one elongate subulate-conic. *Palpi* maxillary rather long, filiform, with the terminal joint very minute: *head* small, sessile, suborbiculate: *forehead* depressed: *eyes* small: *thorax* short, transverse, with the lateral margins reflexed and angulated behind on each side: *body* depressed, dilated: *abdomen* margined, depressed above, with the penultimate joint emarginate, with a short style on each side, convex beneath: *legs* slender; *femora* linear; *tibiæ* subcylindric; *tarsi* curved, filiform.

From *Dinarda*, the present genus, which is the genus *Goniodes* of Kirby MSS.—a name used several years back by Nitzsch for a genus of *Nirmidæ*,—differs not only by having the penultimate joint of the abdomen emarginate, with the sides produced into a styliform pro-

cess, but by having the intermediate joints of the antennæ of dissimilar form; the thorax with its lateral margins more distinctly flattened, and but slightly spinous, &c.

Sp. 1. *acuminatus*. *Brunneus, clytris pedibusque rufis, thoracis lateribus sub-reflexis, angulis posticis acuminatis*. (Long. corp.  $1\frac{3}{4}$  lin.)

Go. *acuminata*. *Kirby MSS.*—N. G. *acuminata*. *Steph. Catal.* 260. No. 2593.

Brown, obscure, smooth, glabrous: *head black, smooth*, and depressed between the eyes: thorax with an obsolete longitudinal furrow in the middle, the lateral margins slightly reflexed, and the posterior angles acuminated: *elytra* scarcely broader than the thorax, dull rufous, *with an aureous pile, the outer angle submucronate*: abdomen broad, with the penultimate segment emarginated, and each side produced into a spine: legs rufous: *antennæ* rather *short*, with the joints in close contact, dull rufous.

Rare: I have found it in the neighbourhood of London, I believe on Hampstead-heath. “Martlesham-heath in May, and near Hastings.”—*Kirby MSS.* “New Forest.”—*Mr. Bydder.* “Wimbledon-common.”—*Mr. Westwood.* “Swansea.”—*L. W. Dillwyn, Esq.*

†Sp. 2. *strumosus*. *Brunneus, clytris pedibusque rufis, thoracis lateribus reflexis, angulis posticis rotundatis*. (Long. corp.  $2\frac{1}{2}$  lin.)

St. *strumosus*. *Fabricius.*—N. G. *strumosa*. *Steph. Catal.* 261. No. 2594.

Brown, smooth: *head dusky, rugulose between the eyes*: thorax obsolete punctured, with the sides strongly reflexed, and the posterior angles rounded: *elytra* rather longer and broader than the thorax, rufous, *with the apex very obsolete emarginate, the lateral angle gibbous, not mucronated*: legs rather stout, rufous, with a delicate golden pile: *antennæ* a little elongate, dull ferruginous.

Very rare: I have hitherto seen two specimens (which are in the British Museum) only; one of which I was informed by Dr. Leach was taken by Sir H. Sloane, on Hampstead-heath, in 1710; the other was captured by himself while travelling on the mail-coach between Cheltenham and Gloucester, about twenty years since.

#### GENUS CCCCXC.—LOMECHUSA, *Gravenhorst*.

*Antennæ* fusiform, rather long, stout, the basal joint stout, the following slender, gradually thickening towards the apex, which is again rather slender, with the terminal joint very long acuminate. *Palpi* acuminated: *head* small, transverse, with the forehead slightly depressed and rugulose: *thorax* rather flat, with the sides obsolete reflexed, the posterior angles

acuminated: *abdomen* depressed above, the penultimate segment emarginate, with two short styliform processes: *legs* slender, simple.

The antennæ of this genus are more fusiform than in the two preceding, the intermediate joints being considerably broader than the extreme ones, or than those in the preceding genera; the posterior angles of the thorax are more acute, and the penultimate joint of the abdomen has the styliform processes shorter in proportion than in *Ateleles*.

†Sp. 1. *emarginata*. *Brunnea, subopaca, elytris rufo-brunneis apice emarginatis mucronatis, thoracis lateribus subreflexis posticis subacuminatis*. (Long. corp.  $1\frac{1}{2}$  lin.)

*St. emarginatus*. *Fabricius*.—*Lo. emarginata*. *Steph. Catal.* 261. No. 2595.

Brown, somewhat opaque, and slightly villose: head behind rough, with minute elevated points, and an impression in the middle; crown with a carina: thorax with the lateral margins obsoletely reflexed, finely punctured, and the posterior angles acuminated, the disc with an obsolete dorsal furrow: elytra reddish-brown, with a deep notch at the apex, and the outer angle mucronate: abdomen broad, somewhat piceous: legs and antennæ rufescent.

I believe the only indigenous specimen of this insect was captured in Norfolk.

#### GENUS CCCCXCI.—ALEOCHARA, *Knoch*.

*Antennæ* for the most part thickening to the apex, or subclavate, the basal joint longest, second and third shortest, clavate, the following short, rather variable in form, the terminal one ovate. *Palpi* maxillary elongate, with the last joint slender, subclavate; *labial* very short: *head* variable, frequently suborbiculate: *thorax* also variable, sometimes elongate, at others transverse; *body* elongate, rather stout: *legs* slender, naked; *tibiæ* simple and slender; *tarsi* pentamerous.

Of all the genera of Coleopterous insects, no one offers such difficulties to the student as the present extensive one, owing as well from the general minuteness of the species, as from the indistinctness of their separating characters. I have therefore refrained from adding materially to the number indicated to be indigenous in my Catalogue, and have in the majority of instances merely given abridged characters from the manuscripts of Mr. Kirby, but sufficient, it is hoped, to enable any one to ascertain the insects intended; it is evident that the genus requires considerable revision, and that

several of the last divisions should entirely, or in part, be lopped off; but the time for such a task has not yet arrived. The filiform, slender, subulated palpi, and gracile, simple, naked tibiæ, are the most constant characters to be observed; but in other points there is considerable diversity of appearance. The insects are found at the roots of moss, grasses, in dung and dungheaps, refuse vegetable substances, &c.

A. With the thorax longer than broad.

Sp. 1. *longitarsis*. *Nigra, pube sericea obscura, pedibus testaccis, femoribus fuscis, tarsis posticis longissimis*. (Long. corp.  $1\frac{3}{4}$  lin.)

Al. *longitarsis*. Kirby MSS.—Steph. Catal. 261. No. 2596.

*Black*, clothed with a very short dull silken pile: head orbiculate, scarcely narrower than the thorax; maxillæ porrect: palpi pitchy-red: *thorax* longer than the head, *oblong*, with an obsolete furrow behind: elytra about half as long as the thorax, and broader, pitchy-black: abdomen linear: *legs testaceous-yellow*, with the femora fuscous; the *posterior tarsi* slender, and *very long*: antennæ piceous, with the last joint oblong.

The elytra are sometimes fuscous, and the base of the abdomen dull rufous, with the legs entirely pale.

Apparently not very common, at least within the metropolitan district. "In Suffolk and near Hull, by Mr. Spence." — Kirby MSS.

Sp. 2. *aterrima*. *Atra, obscuriuscula, antennis elongatis piceis, pedibus basi tarsisque pallidis, thorace canaliculato*. (Long. corp.  $1\frac{1}{2}$  lin.)

At. *aterrima*. Gravenhorst.—Steph. Catal. 261. No. 2597.

*Black*, obscure, smooth, clothed with a very short obscure silken pile: head scarcely broader than the thorax, suborbiculate, with the mouth prominent; the palpi piceous, and rather long: *thorax oblong-quadrate*, with the angles rounded, *the disc with an obsolete furrow*, terminating in an obscure foveola before the scutellum: elytra quadrate, broader and longer than the thorax: abdomen rather narrower than the elytra: *legs pitchy-black*, with the base and the tarsi pale: antennæ piceous, with the terminal joint conic-acute.

I have taken this species at Ripley in the winter. "In Norfolk and in Yorkshire."—Kirby MSS. "Swansea."—L. W. Dillwyn, Esq.

Sp. 3. *leucopa*. *Nigra, obscuriuscula, sericeo-pubescentis, tarsis pallidis, antennis longissimis, thorace canaliculato*. (Long. corp.  $1\frac{1}{2}$  lin.)

St. *leucopus*. Marsham. Al. *leucopa*.—Steph. Catal. 261. No. 2598.



*Black*, somewhat obscure, clothed with a delicate silken ashy pubescence: head triangular-orbulate, rather narrower than the *thorax*: the latter *quadrate-orbicular*, dilated in front, and with a very obsolete furrow on the back: elytra longer and broader than the *thorax*, subquadrate: abdomen narrower than the elytra, slightly margined: *legs* slender, *black*; *tarsi* rather long, *pale*: *antennæ* slender, *long*: palpi somewhat elongate.

Found occasionally within the metropolitan district, also in other parts of the country. “Near Llangollock, on the Usk.”—*Marsham MSS.*—“Hunstanton, Norfolk.”—*Kirby MSS.*

†Sp. 4. *frontalis*. *Nigra, antennis basi pedibusque fulvis, elytris piceis, fronte impressâ, thorace canaliculato.* (Long. corp.  $1\frac{1}{4}$  lin.)

*Al. frontalis.* *Kirby MSS.*—*Steph. Catal.* 261. No. 2599.

*Black*, smooth, with an obscure, very short, pile: head suborbiculate, *piceous*, rather narrower than the *thorax*, with a rather large impression on the forehead: *thorax* subtruncate in front, rounded behind, depressed, with a dorsal furrow: elytra shorter and rather broader than the *thorax*, pitchy-black: abdomen linear: *legs* yellowish-fulvous: *antennæ* stoutest at the apex, *piceous*, with the base fulvous: mouth rufescent.

Of this insect I believe one example only is known; it was “found by Mr. Sheppard.”—*Kirby MSS.*

Sp. 5. *ruficrus*. *Nigra, piloso-subsericea, thorace subcanaliculato, tibiis tarsisque rufis.* (Long. corp.  $1\frac{1}{2}$  lin.)

*Al. ruficrus.* *Kirby MSS.*—*Steph. Catal.* 261. No. 2600.

*Black*, with a very short, cinerescent silken pubescence: head rounded, nearly as wide as the *thorax*; the latter longer than the head, with a dorsal furrow: elytra rather longer and a little broader than the *thorax*: abdomen strongly margined: legs rather long; *tibiæ* and *tarsi* (the latter shorter than in *A. longitarsis*) *pale rufous*: *antennæ* rather long, *piceous-black*, with the terminal joint, longer and stouter than the rest, ovate.

Found in London, and in Suffolk, Norfolk, and Devonshire.

Sp. 6. *foveata*. *Atra, nitidiuscula, fronte foveata, thorace canaliculato, pedibus piceis.* (Long. corp.  $1\frac{1}{4}$  lin.)

*Al. foveata.* *Kirby MSS.*—*Steph. Catal.* 261. No. 2601.

*Black*, rather shining, and nearly smooth; clothed with a very short, somewhat sericeous, pubescence: head nearly as broad as the *thorax*, triangular-orbulate, with a rather large fovea in the middle of the forehead: *thorax* truncate anteriorly, rounded behind, with a very obsolete dorsal furrow, and some extremely minute punctures: elytra longer and rather broader than the *thorax*, quadrate, and more distinctly punctured: abdomen linear, smooth, and glossy: *legs* fuscous; the anterior *tibiæ* and all the *tarsi*

fuscous: antennæ thickened exteriorly, with the joints turbinate-obconic, the terminal one ovate-acute.

Not common; found in Devonshire, and within the metropolitan district. "In an agaric at Great Blakenham, Suffolk, in November."  
—*Kirby MSS.*

Sp. 7. attenuata. *Atra, nitidiuscula, antennis elongatis piceis, femoribus nigricantibus, tibiis tarsisque rufo-piceis.* (Long. corp.  $1\frac{1}{2}$  lin.)

St. attenuatus. *Marsham?*—Al. attenuatus. *Steph. Catal.* 261. No. 2602.

*Black*, slightly shining, and clothed with an obscure pubescence: head rather narrower than the thorax, suborbiculate: *thorax* slightly convex, obscurely truncate in front, rounded behind, with a shallow broad fovea towards the base: elytra rather longer and broader than the thorax, dull piceous: abdomen slightly glossy, very much attenuated towards the apex, which is acute: *femora dusky; tibiæ and tarsi pitchy-red: antennæ piceous*, rather long, with the terminal joint ovate, obtuse.

From the Marshamian Cabinet.

†Sp. 8. basella. *Atra, obscuriuscula, fronte depressa, thorace canaliculato, elytris luteis basi nigris, pedibus flavis.* (Long. corp.  $1\frac{1}{4}$  lin.)

At. basella. *Kirby MSS.*—*Steph. Catal.* 261. No. 2603.

*Slender, black*, opaque, very minutely and thickly punctulate: head nearly as broad as the thorax, orbiculate, depressed above, with the mouth produced: thorax subobcordate, depressed, with a dorsal furrow; *elytra* rather longer and broader than the thorax, quadrate, *luteous, with the base black*: abdomen rather shining, a little broadest towards the apex: *legs yellow; tarsi* rather short: *antennæ black*, with the *four basal joints yellow*.

Apparently very rare; I believe the only known specimens were "taken beneath rejectamenta of the river Orwell after an inundation, on 3d Feb. 1809."—*Rev. W. Kirby.*

B. Thorax scarcely longer than broad, subquadrate.

a. *Antennæ with the intermediate joints bell-shaped.*

1. Body for the most part black.

\* *With a silken pile.*

Sp. 9. dubia. *Nigra, obscura, subsericea, thorace unilineato, tibiis piceis.* (Long. corp.  $1\frac{3}{4}$  lin.)

Al. dubia. *Gravenhorst.*—Al. subsericea. *Steph. Catal.* 261. No. 2604.

*Black*, smooth, clothed with an *obscure*, very short, cinerascens pubescence: head rather narrower than the thorax, slightly inflexed, subcordate, punctulated, with a smooth longitudinal line: *thorax* rather longer than the

head, truncate anteriorly, with the angles deflexed, rounded, and broader behind, *with an obsolete dorsal line*: abdomen rather glossy, linear, recurved, with the apex somewhat acute: *legs piceous*, with the *femora blackish*: antennæ geniculated, with the terminal joint ovate, and rather obtuse.

Not common: found in Suffolk, “on the banks of the Orwell.”—*Kirby MSS.* “Mount Edgecombe.”—*Dr. Leach.*

Sp. 10. micans. *Nigra, sericeo-micans, antennis pedibusque piceis, abdomine nitido.* (Long. corp.  $1\frac{3}{4}$  lin.)

Al. micans. *Kirby MSS.*—*Steph. Catal.* 261. No. 2605.

*Black*, smooth, clothed with a somewhat dense golden glossy silken pubescence: head subtriangular, narrower than the thorax, very delicately punctured with a smooth longitudinal line: thorax transverse, with the posterior angles rounded, and an obscure longitudinal dorsal line: elytra nearly as long as the thorax, and as broad, quadrate: *abdomen more glossy* than the rest of the body: *legs piceous*; *tarsi rufous*: antennæ piceous, with the terminal joint turbinate-obtuse.

Also found in Suffolk, and occasionally in Norfolk. “Taken on Crwmllyn-burrows.”—*L. W. Dillwyn, Esq.*

Sp. 11. Kirbii. *Nigra, aureo-sericeo micans, elytris apice piceis, pedibus piceis, geniculis tarsisque rufescentibus.* (Long. corp.  $2-2\frac{3}{4}$  lin.)

Al. Kirbii. *Steph. Catal.* 261. No. 2606.

*Black*, clothed with a rather dense golden-silky pubescence: head suborbiculate, nearly as wide as the thorax, slightly convex: thorax transverse, subtruncate in front, rounded behind: *elytra* scarcely as long as, but broader than, the thorax, *dusky*, with the *apex pitchy*: abdomen broad linear, shining black: *legs pitchy-black*, with the *joints and the tarsi reddish*: antennæ short, stout, *deep black*, much incrassated at the apex, the terminal joint ovate, acute.

I have great satisfaction in naming this large and conspicuous species after my friend the Rev. W. Kirby.

Apparently very rare: it has been captured near London. I have specimens from Devonshire, captured near “Mount Edgecombe.”—*Leach MSS.*

Sp. 12. crassicornis. *Nigra, nitidiuscula, subpubescens, thorace anticè latiori, antennis crassis tarsisque ferrugineis.* (Long. corp.  $1\frac{3}{4}$  lin.)

Al. crassicornis. *Kirby MSS.*—*Steph. Catal.* 261. No. 2607.

Rather *broad* and stout, *black*, slightly glossy, with a short silken pubescence: head narrower than the thorax, subtriangular, smooth, inflexed: *thorax* subquadrate, *broadest in front*, very minutely and finely punctured, with the

base and sides finely margined, the disc subfoveolate: elytra somewhat transverse: abdomen scarcely narrower than the elytra, recurved, with the apex pitchy: *legs fuscous-black*: tibiae paler, posterior elongate; *tarsi ferruginous*: *antennæ* rather long, *stout*, thickened exteriorly, *ferruginous*, the terminal joint subconic: palpi ferruginous.

Rare: taken "in boleti in Suffolk."—*Kirby MSS.*

\* \* *Scarcely with a silken pile.*

† Elytra of a dissimilar colour to the body.

Sp. 13. *xanthopa*. *Atra pubescens obscuriuscula, antennis elytrisque fuscis, illis basi palpisque rufis, pedibus flavis.* (Long. corp.  $1\frac{1}{2}$  lin.)

Al. *xanthopa*. *Kirby MSS.*—*Steph. Catal.* 261. No. 2608.

*Black*, smooth, clothed with an *obscure*, very short, *pile*: head suborbiculate, scarcely narrower than the thorax, slightly shining: thorax truncate anteriorly, rounded behind, somewhat flat: *elytra* rather longer and broader than the thorax, subquadrate, of a dull *lurid fuscous*: abdomen linear, rather more shining than the rest of the body: legs fulvous-yellow: *palpi rufous*: *antennæ* scarcely thickened exteriorly, pubescent, *fuscous*, with the basal joint *rufescent*, or rufous, the terminal one short, conic.

Rather scarce: found in Norfolk and in Suffolk. "On the banks of the Orwell, near Claydon; the insect runs with great velocity."—*Kirby MSS.*

Sp. 14. *tricolor*. *Nigra, subsericea, antennis elytris anoque fuscis, pedibus testaceis.* (Long. corp. 1 lin.)

Al. *tricolor*. *Kirby MSS.*—*Steph. Catal.* 261. No. 2609.

*Black*, clothed with an *obscure* short silken *pubescence*: head suborbiculate, scarcely narrower than the thorax; thorax as broad as long, subtruncate anteriorly, a little rounded behind, with a very faint channel: *elytra* rather longer and broader than the *thorax*, *fuscous*: *abdomen* above twice as long as the elytra, rather shining, with the apex *pitchy*: *legs testaceous*: *antennæ* subfiliform, about as long as the thorax, pilose, *rufo-fuscous*, with the terminal joint rather long ovate, acute.

Taken in Suffolk, and I believe also in Norfolk.

Sp. 15. *longicornis*. *Atra, nitida, antennis longiusculis filiformibus, elytris fuscis, pedibus ferrugineis.* (Long. corp. 1 lin.)

Al. *longicornis*. *Gravenhorst.*—*Steph. Catal.* 261. No. 2610.

Rather *short*, *black*, shining, slightly pubescent: head suborbiculate, rather narrower than the thorax: thorax as broad as long, longer than the head, somewhat truncate in front, rounded behind: *elytra* nearly as long, but broader than the thorax, rather convex, punctulate, *fuscous*; abdomen twice as long as the elytra: *legs dull ferruginous*; the posterior femora dusky:

*antennæ* rather long, filiform, attenuated at the base, pubescent, with the terminal joint somewhat elliptic, and rather obtuse.

Antennæ sometimes rufescent, or with the two basal joints alone rufous.

Also found in Norfolk and Suffolk.

Sp. 16. *antennata*. *Nigra, nitidiuscula, elytris pedibusque sordidè rufis, antennis subfiliformibus corpore dimidio brevioribus, thorace subcanaliculato.* (Long. corp.  $1\frac{1}{2}$  lin.)

Al. *antennata*. *Kirby MSS.—Steph. Catal. 261. No. 2611.*

*Black*, rather shining, smooth, finely pubescent: head somewhat rounded, half as wide as the *thorax*, the latter a little longer than the head, somewhat truncate, and a little narrowed, in front, rounded behind, slightly convex, with an obsolete furrow: *elytra* scarcely longer than the *thorax*, but broader, dull testaceous: *abdomen* twice as long as the *elytra*, with the apex acute, and piceous; legs dull rufous: *antennæ* black, nearly filiform, the basal joints as little attenuated, and the terminal one somewhat elongate.

Found within the metropolitan district, and also in Suffolk and Norfolk.

Sp. 17. *pusilla*. *Nigra, antennis pedibus anoque rufescentibus, elytris thorace longioribus, hoc posticè foveolat.* (Long. corp. 1 lin.)

Al. *pusilla*. *Gravenhorst.—Steph. Catal. 261. No. 2612.*

*Black*, slightly shining, very short, and finely pubescent: head suborbiculate, rather narrower than the *thorax*: *thorax* scarcely longer than the head, as broad as long, rounded anteriorly, truncate at the base, the latter with a transverse foveola: *elytra* rather longer and broader than the *thorax*, very thickly punctulated; *abdomen* twice as long as the *elytra*, with the apex testaceous: legs testaceous: antennæ pilose, rufous, with the terminal joint subovate, acute.

Antennæ sometimes pitchy, and the apex of the abdomen black.

Found in Scotland, and also in Suffolk, but not common.

Sp. 18. *angustata*. *Atra, nitida, angustata, pedibus flavescentibus, elytris abdomineque basi et apice piceis.* (Long. corp.  $1\frac{1}{3}$  lin.)

Al. *angustata*. *Kirby MSS.—Steph. Catal. 262. No. 2613.*

*Very slender, black*, shining, smooth: head scarcely narrower than the *thorax*, suborbiculate: *thorax* truncate in front, rounded behind, convex, very delicately punctulate: *elytra* rather flat, longer and rather broader than the *thorax*, very finely punctulate and slightly pubescent, dull pitchy or obscure rufous: *abdomen* thrice as long as, and more slender than, the *elytra*, with the base and apex pitchy: legs yellow: antennæ pitchy at the base.

Inhabits Suffolk, and also the vicinity of the metropolis.

†Sp. 19. *contigua*. *Nigra, obscuriuscula, elytris pedibusque rufescentibus, capite thoraceque canaliculatis.* (Long. corp.  $1\frac{1}{2}$  lin.)

Al. *contigua*. Kirby MSS.—*Steph. Catal.* 262. No. 2614.

*Black*, rather obscure, and finely pubescent: head a little narrower than the thorax, the latter subcordate, being narrowed behind; both *head and thorax with a longitudinal furrow: elytra* scarcely longer than the thorax, entirely *dull rufous; legs also rufous: antennæ* entirely *black*, with the articulations very distinct and conspicuously perfoliated.

In Mr. Kirby's collection: taken in Suffolk.

Sp. 20. *xanthoptera*. *Nigra, nitidiuscula, elytris pedibusque testaceis, antennis articulo ultimo elongato.* (Long. corp.  $1\frac{1}{4}$ — $1\frac{3}{4}$  lin.)

Al. *xanthoptera*. Kirby MSS.—*Steph. Catal.* 262. No. 2615.

*Black*, slightly shining: head a little narrower than the thorax, rounded, with a very delicate piceous-black pubescence: thorax scarcely longer than the head, subtruncate in front and narrowed, rounded behind, with a delicate brown-black pile: *elytra* a little longer and broader than the thorax, *dull testaceous*, or pale fuscous, with the base towards the suture dusky, and the outer posterior angles with a dusky cloud: abdomen shining, rather above twice as long as the elytra, with the apex piceous: *legs testaceous-yellow: antennæ* *dusky*, with the *base rufous*; the outer joints incrassated, *the extreme joint elongate*.

The antennæ, elytra, and apex of the abdomen, are sometimes black.

Less rare than some of the foregoing species, but apparently not very common. "In the sap of oak, and in boleti, &c."—*Kirby MSS.* "On the sand-hills (near Swansea)."—*L. W. Dillwyn, Esq.*

Sp. 21. *vicina*. *Nigra, nitida, elytris disco tibiis tarsisque rufescentibus, antennis articulo ultimo elongato.* (Long. corp.  $1\frac{1}{2}$  lin.)

Al. *vicina*. Kirby MSS.—*Steph. Catal.* 262. No. 2616.

*Black, shining, smooth*: head narrower than the thorax, subcordate, with a delicate pile: thorax scarcely longer than the head, narrowed and subtruncate in front, rounded behind, somewhat depressed, finely pubescent, with a fovea at the base: *elytra* slightly *pubescent*, longer and broader than the thorax, *black*, with the *disc dull rufous*: abdomen twice as long as the elytra, slightly pubescent: legs rufous, with the femora black: *antennæ* longer than the thorax, *with the apex thickened, the terminal joint elongated, entirely black*.

Also found in boleti, &c. in Suffolk and Norfolk, and I believe near London.

Sp. 22. *consimilis*. *Atra, nitida, punctulata, elytris planiusculis obscuro fuscis, tarsis rufis.* (Long. corp.  $1\frac{1}{4}$  lin.)

Al. *consimilis*. Kirby MSS.—*Steph. Catal.* 262. No. 2617.

*Black, shining, punctulated*, with a short silken pubescence: head rather narrower than the thorax, orbiculate: thorax truncate in front, rounded behind, with a faint impression: *elytra* rather longer and a little broader than the thorax, slightly *flattened*, black, with the disc *dull brownish*, the shoulders gibbous, the base impressed in the middle: abdomen narrower than, and more than twice as long as, the *elytra*, smooth, shining and pilose, especially on the sides: *legs black*, or pitchy-black, with the *tarsi rufous*; antennæ black, slender, but slightly thickened at the apex, the terminal joint conic-acute.

Taken within the metropolitan district, and in Suffolk.

Sp. 23. *assimilis*. *Nigra, subsericea, punctulatissima, tibiis subtestaceis, elytris thorace longioribus*. (Long. corp.  $1\frac{1}{2}$  lin.)

Al. *assimilis*. *Kirby MSS.—Steph. Catal. 262. No. 2618.*

*Black, very finely punctured*, and a little shining, glossed with a delicate ashy-silken pubescence: head scarcely narrower than the thorax, suborbiculate: thorax rather longer than the head, with an obsolete impression behind: *elytra longer* and broader than the thorax, depressed towards the scutellum, with an elevated humeral callous, with a few fuscous hairs: *abdomen linear*, scarcely twice as long as the *elytra*, glabrous, smooth, and shining: *legs pale testaceous*, with the *femora brownish*: antennæ scarcely shorter than the thorax, with the terminal joint ovate-conic, acute.

Also taken within the metropolitan district. “Found in the autumn in Suffolk.”—*Kirby MSS.*

Sp. 24. *teres*. *Nigra, nitidiuscula, elytris obscuris piceis, pedibus testaceis*. (Long. corp.  $1\frac{1}{4}$  lin.)

Al. *teres*. *Gravenhorst.—Steph. Catal. 262. No. 2619.*

*Black*, rather shining, *smooth*: head scarcely narrower than the thorax, suborbiculate: thorax scarcely longer than the head: *elytra* broader than the thorax, but scarcely longer, very *obscure piceous*: *abdomen linear*, more than twice as long as the *elytra*, with the extreme apex *pitchy*: *legs testaceous*: antennæ longer than the thorax, slightly thickened at the apex, the articulations distinct, the three basal ones longer than the rest, the terminal one ovate-acute.

Taken within the metropolitan district; also in Suffolk, Norfolk, and Scotland.

Sp. 25. *elongata*. *Nigra, longiuscula, antennis ferrugineis elytrorum longitudine, thorace anticè latiori, elytris rufo-fuscis, pedibus testaceis*. (Long. corp.  $1\frac{3}{8}$  lin.)

Al. *elongata*. *Kirby MSS.—Steph. Catal. 262. No. 2620.*

*Elongate, black, with a long, thick obscure pubescence*: head rather narrower

than the thorax, suborbiculate: *thorax* scarcely longer than the head, *rather widest* and somewhat truncate *in front*, rounded behind, sometimes with an obsolete furrow: *elytra convex, rufo-piceous*, a little longer and broader than the thorax: abdomen linear, nearly thrice as long as the elytra, glabrous, shining: *legs pale testaceous: antennæ* scarcely shorter than the elytra, thickened exteriorly, *ferruginous*, glabrous, with the terminal joint ovate: mouth and palpi rufous; the apical joint of the latter dusky.

The antennæ are sometimes dusky at the apex; and the body is occasionally piceous, with the elytra and legs paler: the last probably immature.

Inhabits Suffolk and Norfolk, and I believe also the west of England.

Sp. 26. *nitidula*. *Nigra, nitida, antennis elytrisq. rufescentibus, pedibus flavis, thorace subcanaliculato anticè latiori.* (Long. corp.  $1\frac{1}{2}$  lin.)

Al. *nitidula*. Kirby MSS.—*Steph. Catal.* 262. No. 2621.

*Rather elongate, black, shining*, very slightly pubescent: head smooth, scarcely narrower than the thorax, of a triangular-orbiculate form; *thorax broadest in front* and truncate, the base rounded, delicately and very thickly punctulate, *with an obsolete dorsal furrow: elytra* scarcely longer, but broader than the thorax, more pubescent, very *finely punctulate, dull rufescent*, or pitchy-red, subquadrate: abdomen narrower than, and thrice as long as, the elytra, linear, smooth, and shining: *legs yellow: antennæ* longer than the thorax, thickened exteriorly, *ferruginous*, with the terminal joint ovate, somewhat obtuse: palpi ferruginous.

Found “at Holme-near-the-sea in Norfolk, in the marshes beneath the rejectamenta of the river in August.”—Kirby MSS.

Sp. 27. *longiuscula?* *Atra, elytris piceis, subsericeis, pedibus testaceis, antennis articulo ultimo abbreviato.* (Long. corp.  $1\frac{1}{2}$  lin.)

Al. *longiuscula*. *Gravenhorst?*—*Steph. Catal.* 262. No. 2622.

*Black*, rather shining, *smooth*: head somewhat narrower than the thorax, nearly rounded: *thorax* scarcely longer than the head, subtruncate in front, rounded behind, rather flat, finely pubescent, *with an obsolete longitudinal line: elytra* rather longer and broader than the thorax, *pitchy-black*, clothed with a short glossy silken pubescence: *abdomen* nearly thrice as long as the elytra, *black*, with the *penultimate segment finely edged with whitish: legs testaceous*, with the femora brownish: antennæ longer than the thorax, pitchy, slightly thickened at the apex, with the terminal joint ovate-acute.

The legs are sometimes entirely testaceous, or testaceous with black femora.

Less rare than the foregoing species, taken “in boleti.”—Kirby MSS. “In the woods about Penllergare.”—*L. W. Dillwyn, Esq.*



Sp. 28. sericoptera. *Nigra, pubescens, thorace anticè latiori, elytris fuscis, pedibus flavis, palpis nigricantibus.* (Long. corp.  $1\frac{1}{2}$  lin.)

Al. sericoptera. *Kirby MSS.*—*Steph. Catal.* 262. No. 2623.

*Black, slightly shining, smooth, glossed with a short dusky pubescence: head rather narrower than the thorax, orbiculate-ovate: thorax rather widest and truncate anteriorly, rounded behind: elytra rather longer and broader than the thorax, quadrate, flat, fuscous, and more pubescent than the rest of the body: abdomen shining, thrice as long as the elytra: legs yellow: antennæ longer than the thorax, with the apex slightly thickened, pitchy-red, the first joint rufous, the last ovate-acute: palpi dusky, or black.*

Taken in Suffolk and Norfolk, and also in the vicinity of the metropolis.

Sp. 29. linearis. *Nigro-picea, elytris dilutioribus, thorace profundè canaliculato, antennis basi pedibusque rufis.* (Long. corp.  $1\frac{1}{2}$  lin.)

Al. linearis. *Gravenhorst?*—Al. striola. *Steph. Catal.* 262. No. 2624.

*Pitchy-black, rather obscure, glabrous, smooth: head rather narrower than the thorax, suborbiculate, with a central longitudinal channel: mouth and palpi rufous: thorax as broad as long, subtruncate in front, rounded behind, the back with a deep furrow: elytra rather longer and broader than the thorax, very much punctulate, finely pubescent, fuscous, or livid-fuscous: legs rufous: antennæ pilose, slightly thickening to the apex, with the base rufous, the terminal joint ovate-acute.*

Found in the winter “in Norfolk.”—*Kirby MSS.*

Sp. 30. angustula? *Atra, nitidiuscula, pilosula, antennis basi pedibusque ferrugineis, fronte impressâ, thorace posticè subcanaliculato.* (Long. corp.  $1\frac{3}{4}$  lin.)

Al. angustula. *Gravenhorst?*—Al. pilosella. *Steph. Catal.* 262. No. 2625.

Rather broad, black, a little glossy, finely punctured, pilose, but not pubescent, head narrower than the thorax, triangular-suborbiculate, with a deep and large impression on the forehead: mouth porrect: thorax subquadrate, broadest before the middle, with an obsolete, but broad, furrow at the base: elytra broader and longer than the thorax, convex, more punctulate than the rest of the body: abdomen above twice the length of, and narrower than, the elytra, smooth: legs ferruginous, with the tibiæ and tarsi paler: antennæ thickened exteriorly, pubescent, pitchy-black, with the base rufous, the intermediate joints companulate, the apical one longer, acute.

Taken in Suffolk and Norfolk, and occasionally near London.

Sp. 31. foveolaris. *Nigra, subpubescens, antennis basi pedibusque rufis, thorace posticè foveolâ impressâ.* (Long. corp.  $1\frac{1}{4}$  lin.)

Al. foveolaris. *Kirby MSS.*—*Steph. Catal.* 262. No. 2626.

*Black, shining, smooth, clothed with a very short, obscure, pubescence: head suborbiculate, rather narrower than the thorax; the latter truncate in front*

and rounded behind, *with a faint fovea before the scutellum: elytra longer, but scarcely broader than the thorax, pitchy black: legs testaceous-yellow: antennæ longer than the thorax, scarcely thickened towards the apex, piceous, with the base rufous, the terminal joint oblong-ovate.*

Also found in Suffolk, and occasionally near the metropolis.

Sp. 32. *nigricornis*. *Atra, obscuriuscula, pedibus lividis, thorace subcanaliculato, antennis basi rufescentibus.* (Long. corp.  $1\frac{1}{2}$  lin.)

Al. *nigricornis*. *Kirby MSS.—Steph. Catal. 262. No. 2627.*

*Black, clothed with a slight dingy pubescence: head rather narrower than the thorax, suborbiculate: thorax as broad as long, truncate in front, rounded behind, very obscurely punctulated, with a faint dorsal furrow behind: elytra longer and broader than the thorax, very much punctulated, and rather flat: abdomen above twice as long as the thorax, linear, glossy; legs livid, testaceous: antennæ black, nearly as long as the thorax, and slightly thickened at the apex, the terminal joint subconic-acute, the base rufescent.*

Not uncommon within the metropolitan district. “In the boletus of the ash.”—*Kirby MSS.*

Sp. 33. *nigripalpis*. *Atra, nitidiuscula, elytris piceis, pedibus lividis, thorace haud canaliculato.* (Long. corp.  $1\frac{1}{2}$  lin.)

Al. *nigripalpis*. *Kirby MSS.—Steph. Catal. 262. No. 2628.*

*Black, slightly shining: head scarcely narrower than the thorax, suborbiculate: thorax truncate in front, rounded behind, very minutely punctulate: elytra slightly longer and broader than the thorax, shining, pitchy: abdomen above twice as long as the elytra, shining: legs pale: antennæ and palpi black.*

Allied to the preceding; from which it, however, differs in wanting the channel on the thorax.

Taken in Norfolk, and “near Barham.”—*Kirby MSS.*

†Sp. 34. *Brassicæ*. *Atra, nitidiuscula, elytris, antennis basi pedibusque flavidis, thorace canaliculato.* (Long. corp. 1 lin.)

Al. *Brassicæ*. *Kirby MSS.—Steph. Catal. 262. No. 2629.*

*Black, slightly shining, with a dusky somewhat silken pubescence, smooth: head rather narrower than the thorax, triangular-orbiculate: thorax rather broader than long, truncate in front, rounded behind, the back very obsoletely punctulated, with a faint channel behind: elytra rather broader and longer than the thorax, subquadrate, dull fulvous-yellow: abdomen shining linear, above twice the length of the elytra: legs fulvescent: antennæ black, with the two first joints rufous, the terminal one subconic: palpi rufescent.*

The only examples I have seen of this species were taken “under putrid cabbage at Barham.”—*Kirby MSS.*

Sp. 35. sulcifrons. *Nigra, tramosericea, antennis longissimis pedibusque rufescentibus, capite thoraceque canaliculatis.* (Long. corp.  $1\frac{1}{2}$  lin.)

Al. sulcifrons. *Kirby MSS.—Steph. Catal. 262. No. 2630.*

Moderately broad, *black*, shining, with a slight obscure pubescence: *head* scarcely narrower than the thorax, orbiculate, very minutely punctulated, with an *obsolete furrow* in the middle: *thorax* subquadrate, a little broadest before the middle, truncate in front, rounded behind, very minutely punctulated, and with a *faint dorsal channel*: *elytra* broader and rather longer than the thorax, dull piceous, rather densely pubescent, depressed, and punctulated: *abdomen* rather glossy, nearly twice as long as the *elytra*: *legs reddish*: *antennæ long*, dull *ferruginous*, slightly increasing in stoutness to the apex: the basal joint thickened and rounded, the apical one oblong-ovate.

Taken near London; in Devonshire, Norfolk, &c. “Barham in May.”—*Kirby MSS.* “On the Crwmlyn sand-hills.”—*L. W. Dillwyn, Esq.*

Sp. 36. terminalis. *Nigra, obscuriuscula, antennis crassiusculis brunneis, articulo extimo elongato, elytris pedibusque testaceis.* (Long. corp. 1 lin.)

Al. terminalis. *Gravenhorst.—Steph. Catal. 262. No. 2631.*

Rather *broad, black*, obscure, slightly pubescent: *head* scarcely narrower than the thorax, suborbiculate: *thorax* orbiculate-quadrate, slightly convex, scarcely punctulated, and with a very obsolete dorsal furrow: *elytra* longer and rather broader than the thorax, *rufous-brown*: *abdomen* linear, as broad as the *elytra*, and nearly twice as long, shining: *legs* slightly *testaceous*: *antennæ* rather *stout*, distinctly thickened at the apex, glabrous, *brown*, the penultimate *joint* longer than the preceding, the *terminal* very *long*, equal in length to the three preceding, oblong.

Taken near Hertford, and in Suffolk by the Rev. W. Kirby.

Sp. 37. nitidiuscula. *Piceo-atra, nitidiuscula, antennis basi pedibusque rufopiceis, elytris piceis, capite nigro.* (Long. corp.  $1\frac{1}{4}$  lin.)

Al. nitidiuscula. *Steph. Catal. 262. No. 2632.*

*Pitchy-black*, slightly shining, and a little pubescent: *head* rather narrower than the thorax, suborbiculate, *black*: *thorax* truncate in front, rounded behind, a little convex, impunctate: *elytra* rather longer and wider than the thorax, *pitchy*: *abdomen* above twice the length of the *elytra*, rather glossy black, and deeply margined, the apex somewhat piceous: *legs* pale *rufopiceous*: *antennæ* rather long, slightly thickened exteriorly, dark *piceous*, with the base *rufopiceous*; the terminal joint obtuse.

Found in the neighbourhood of London.

Sp. 38. *femorata*. *Atra, nitidiuscula, elytris piccis, angulis posticis nigricantibus, pedibus pallidis, femoribus subincrassatis fusco-piccis.* (Long. corp.  $1\frac{1}{2}$  lin.)

Al. *femorata*. *Marsham MSS.—Steph. Catal. 262. No. 2633.*

*Black*, slightly shining, and a little pubescent: head narrower than the thorax, suborbiculate: thorax truncate in front, rounded behind, rather flat, impunctate: elytra longer and broader than the thorax, pale piceous, with a dusky cloud on the hinder angles: abdomen linear, glossy, with the sides strongly margined: *legs pale; femora* rather *incrassated*, especially the posterior, *pitchy-brown*: antennæ black, subfiliform, with the terminal joint acute.

Also found within the metropolitan district, and obtained from the Marshamian Cabinet.

Sp. 39. *consobrina*. *Nigra, nitidiuscula, elytris rufo-piccis, suturâ basi lateribusque nigricantibus, pedibus rufo-piccis, abdominis apice piceo.* (Long. corp.  $1\frac{1}{4}$  lin.)

Al. *consobrina*. *Steph. Catal. 262. No. 2634.*

*Black*, slightly shining and pubescent: head suborbiculate, black: thorax wider than the head, truncate in front, rounded behind, with a faint impression at the base: *elytra* wider and longer than the thorax, *pitchy-red*, with the *suture at the base and the lateral margins dusky*: abdomen shining, nearly thrice as long as the elytra, with the apex *pitchy*; *legs* entirely *pitchy-red*: antennæ rather stout, short, black, with the terminal joint obtuse.

Found within the metropolitan district.

Sp. 40. *testaceipes*. *Atra, nitidiuscula, glabriuscula, elytris pedibusque lividis, antennis crassioribus atris.* (Long. corp.  $1\frac{1}{4}$  lin.)

Al. *ochropa*. *Steph. Catal. 262. No. 2635.*

*Black*, shining, rather *glabrous*: head somewhat orbiculate, narrower than the thorax; the latter truncate in front, rounded behind, somewhat depressed, impunctate: *elytra* considerably longer and broader than the thorax, depressed, of a *livid pitchy* hue, with the hinder exterior angles dusky, abdomen rather broad, with the apex acute, slightly piceous: *legs of a pale livid hue*: antennæ rather stout, thickened at the apex, and totally black.

Also taken within the metropolitan district.

Sp. 41. *caliginosa*. *Atra, subnitida, elytris atro-piccis, pedibus rufo-piccis, thorace obsolete canaliculato.* (Long. corp.  $1\frac{1}{3}$  lin.)

Al. *caliginosa*. *Steph. Catal. 262. No. 2636.*

*Black*, rather shining, slightly pubescent: head narrower than the thorax, suborbiculate: *thorax* truncate in front, rounded behind, the disc somewhat depressed, with a faint dorsal furrow, terminating behind in a slight fovea: *elytra* dark pitchy, broader and rather longer than the thorax: abdomen atrous, shining: *legs* pitchy-red: antennæ rather long, slender, but incrassated at the apex, entirely black, the terminal joint obtuse.

Inhabits the metropolitan district.

Sp. 42. *confinis*. *Atra, nitida, elytris pedibusque rufo-piceis, abdomine conico apice antennisque piceis.* (Long. corp.  $\frac{1}{3}$  lin.)

Al. *confinis*. *Steph. Catal.* 262. No. 2637.

*Black*, shining, slightly pubescent: head narrower than the thorax, suborbiculate: *thorax* truncate in front, rounded behind, depressed, impunctate: *elytra* scarcely longer than the thorax, but broader, entirely rufo-piceous: *abdomen* rather broad, about twice the length of the thorax, conic, with the apex pitchy: *legs* entirely rufo-piceous: antennæ piceous, rather short, and stout, thickened exteriorly, with the terminal joint acute.

Probably the Al. reptans of Gravenhorst.

Taken within the metropolitan district, and in Norfolk.

† † Elytra concolorous with the body.

Sp. 43. *carbonaria*. *Atra, nitidiuscula, thorace convexiusculo punctulato, antennis palpis pedibusque piceo-testaceis, elytris nigro-piceis.* (Long. corp. 1 lin.)

Al. *carbonaria*. *Kirby MSS.—Steph. Catal.* 262. No. 2638.

*Black*, shining, slightly villose: head rather narrower than the thorax, suborbiculate, smooth, *thorax* rather broader than long, truncate in front, rounded behind, above convex, and punctulated: *elytra* rather longer, but scarcely broader than the thorax, convex, punctulated, dull piceous, with the apex paler: *abdomen* linear, smooth: *legs* pitchy: tibiæ and tarsi dull reddish: antennæ shorter than the thorax, thickened exteriorly, pitchy black, with the terminal joint conic.

The legs are sometimes pale testaceous, as well as the antennæ and palpi.

Found in Norfolk, Suffolk, and within the metropolitan district.

Sp. 44. *subpubescens*. *Atra, pubescens, pedibus anterioribus tibiisque piceis, thorace posticè foveolato.* (Long. corp.  $1\frac{1}{2}$  lin.)

Al. *subpubescens*. *Kirby MSS.—Steph. Catal.* 262. No. 2639.

*Black*, rather shining, slightly pubescent, very delicately punctulate: head smooth, nearly as broad as the thorax, somewhat rounded: *thorax* scarcely longer than the head, subtruncate in front, rounded behind, smooth, with a foveola: *elytra* rather longer and broader than the thorax, pubescent, immaculate: *abdomen* above thrice as long as the *elytra*: anterior *legs* entirely

*pitchy, posterior pitchy, with black femora; tarsi paler: antennæ longer than the thorax, subfiliform, black, with the basal joint elongate.*

Taken within the metropolitan district; also in Suffolk and Norfolk. "In putrid fungi at Penllergare."—*L. W. Dillwyn, Esq.*

Sp. 45. *rufitarsis. Atra, nitidiuscula, sericeo-subpubescens, tarsis rufis, thorace posticè puncto gemino impresso.* (Long. corp.  $1\frac{1}{2}$  lin.)

Al. *rufitarsis. Kirby MSS.—Steph. Catal. 263. No. 2640.*

*Black, rather shining, clothed with a delicate silky pubescence: head rather narrower than the thorax, very finely and delicately punctulate, suborbiculate: thorax rather broader than long, subtruncate in front, rounded behind, very finely and thickly punctulate, with two larger punctures, or foveæ, behind: elytra longer and broader than the thorax, quadrate, very thickly and finely punctulate: abdomen linear, rather narrower than the elytra, beneath with a griseous pubescence: legs black, with rufous tarsi: antennæ longer than the thorax, slightly thickened exteriorly, with the terminal joint oblong-obtuse.*

Taken in Suffolk, Devonshire, and within the metropolitan district.

Sp. 46. *foveola. Atra, nitidiuscula, femoribus fuscus, tibiis rufis, thorace foveolato.* (Long. corp.  $1\frac{1}{2}$ — $1\frac{3}{4}$  lin.)

Al. *foveola. Leach MSS.—Steph. Catal. 263. No. 2641.*

*Black, rather shining: head narrower than the thorax, smooth, rounded: thorax subtruncate in front, widened behind, with a fovea at the base: elytra a little broader and longer than the thorax, pubescent: abdomen shining: femora fuscus: tibiæ more or less rufous or pitchy; tarsi piceous: antennæ black, somewhat filiform, the terminal joint rather long, acute.*

Rare; found near Hertford, and in South Wales, "near Swansea."—*L. W. Dillwyn, Esq.*

2. With the body pale or fuscous (thorax rather flat and rounded).

Sp. 47. *lunulata. Rufa, subpubescens, capite elytris disco, abdomine antennisque cingulo pectoreque nigris.* (Long. corp.  $1\frac{1}{2}$  lin.)

Sta. *lunulatus. Paykull.—Al. lunulata. Steph. Catal. 263. No. 2642.*

*Rufous, rather shining, slightly pubescent: head subcordate, rather broader than the thorax, black: thorax longer than the head, rounded, and very delicately, though obsoletely, punctulate: elytra rather longer and broader than the thorax, punctulate, rufous, with the disc posteriorly dusky; the apex slightly notched towards the outer margin: breast black: abdomen thrice as long as the elytra, recurved, rufous, with a blackish ring towards the apex:*

legs fulvous: antennæ thickened exteriorly, brownish, with the base and apex pale rufous, the terminal joint elongate.

Head sometimes ferruginous.

Rare; but found near the metropolis, and near Bristol and Yorkshire. "Barham."—*Kirby MSS.*

Sp. 48. *nigricollis*. *Rufo-brunnea, capite thorace elytrisque punctulatissimis, antennis pedibus coleoptrisque testaceis.* (Long. corp.  $1\frac{3}{4}$  lin.)

*Sta. nigricollis*. *Paykull.*—*Al. nigricollis*. *Steph. Catal.* 263. No. 2643.

*Red-brown*, or ferruginous, very much *punctured*: head rather narrower than the thorax, somewhat rounded and rugulose between the eyes, the latter black: thorax scarcely longer than the head, subtruncate in front, rounded behind, rather convex: *elytra* somewhat longer and wider than the thorax, slightly pubescent, *testaceous*: abdomen thrice as long as the elytra, smooth, with the apex testaceous: *legs* also *testaceous*: *antennæ* half as long as the body, a little thickened at the apex, *testaceous*, the terminal joint elongate, rather obtuse.

Not common; taken also near the metropolis, and "Barham."—*Kirby MSS.*

Sp. 49. *picata*. *Elongata, picea nitidissima, antennis palpis pedibusque testaceis, elytris punctulatis.* (Long. corp. 2 lin.)

*Al. picata*. *Kirby MSS.*—*Steph. Catal.* 263. No. 2644.

Rather *elongate, piceous, very shining*, rather smooth, sparingly pubescent, with longish hairs: head subtriangular, scarcely narrower than the thorax, the last scarcely longer than the head, rounded posteriorly, and truncate in front, with a dorsal channel at the base: *elytra* a little longer and broader than the thorax, *punctulate*: abdomen linear, thrice as long as the elytra: *legs* pale *testaceous*: *antennæ rufo-testaceous*, thickened exteriorly, with the apical joint ovate-acute: *palpi* also *testaceous*.

The base of the abdomen is sometimes pale piceous.

Found occasionally near London; also in "Norfolk, near Barham, and in Scotland."—*Kirby MSS.* "Near Swansea by Dr. Leach."—*L. W. Dillwyn, Esq.*

### 3. With the base of the abdomen rufous.

\* *Thorax rufous.*

Sp. 50. *collaris*. PLATE XXVI. f. 2.—*Rufa, capite, epigastrio, elytris anoque nigris, antennis apice pedibusque pallidis.* (Long. corp.  $1\frac{1}{2}$ —2 lin.)

*St. collaris*. *Paykull.*—*Steph. Catal.* 263. No. 2645.

Shining *rufous*: head black, smooth, suborbiculate, narrower than the thorax, the last shorter than the head, suborbiculate, rufo-testaceous, sparingly punctulate, with a fovea behind: *elytra* broader, but scarcely longer, than

the thorax, black, with the apex piceous, subpilose, punctate: *epigastrium* black: *breast and legs* pale testaceous: *abdomen* broad, subpubescent, ferruginous, with the apex obtuse and black: *antennæ* pilose, longer than the thorax, thickened exteriorly, piceous, with the three last joints pale, the terminal one obtuse.

Very rare: it has been found, I believe, only in the county of Norfolk, whence my specimen was obtained.

\* \* *Thorax black.*

Sp. 51. Haworthi. PLATE XXVI. f. 3.—*Rufa, nitida, capite, thorace, epigastrio, elytris angulo externo anoque nigris.* (Long. corp.  $2\frac{1}{2}$  lin.)

Al. Haworthi. Kirby MSS.—*Steph. Catal.* 263. No. 2646.

*Rufous*, shining, slightly pubescent: *head* slightly narrower than the thorax, subtriangular, black, punctulated behind the eyes: *mouth* rufous: *thorax* rather longer than the head, subtruncate in front, rounded behind, with a large deeply impressed puncture behind, above the scutellum, which is black: *elytra* a little longer and wider than the thorax, punctate, rufous, with the outer hinder angle broadly black: *abdomen* above twice the length of the elytra, broad, deeply margined, rufous, with the two last joints black: *antennæ* pilose, as long as the thorax, thickened exteriorly, dusky ferruginous, with the base paler, the terminal joint rather oblong.

Probably a variety of Al. fulgida of Gravenhorst, which is described as having the elytra entirely testaceous-red.

Also very rare: taken only in Norfolk; first, I believe, by my friend Mr. Haworth, in honour of whom the species is dedicated by Mr. Kirby.

b. *Antennæ with the intermediate joints transverse.*

I. *Antennæ rufous, or pale.*

Sp. 52. cingulata. *Testacea, capite abdomineque cingulo nigris, antennis ferrugineis acutis, thorace obsolete unisulcato.* (Long. corp.  $1\frac{1}{4}$  lin.)

Al. cingulata. Kirby MSS.—*Steph. Catal.* 263. No. 2647.

*Testaceous-yellow*, rather shining: *head* a little narrower than the thorax, somewhat rounded, black, rather flat, smooth, with an obsolete longitudinal furrow: *thorax* a little longer than the head, subtruncate in front, rounded behind, rather flat, very delicately punctured, with an obsolete dorsal line: *elytra* longer and broader than the thorax, slightly pubescent and punctulate: *abdomen* above twice the length of the elytra, dusky-black, with the base and apex testaceous: *antennæ ferruginous*, with the base testaceous, slightly incrassated at the tip, the joints short and compact, the terminal one subovate-acute.



Sometimes rufous, with the head and abdominal belt dusky, and a cloud of the same tint on the apex of the elytra.

Rare: taken at Hertford, and near "Barham."—*Kirby MSS.*

Sp. 53. *corticalis*. *Nigro-picea, nitidiuscula, elytris ano pedibusque testaceis, antennis ferrugineis obtusis.* (Long. corp. 1—1½ lin.)

Al. *corticalis*. *Gravenhorst.*—*Steph. Catal.* 263. No. 2648.

*Pitchy-black*, rather shining, smooth: head scarcely narrower than the thorax, somewhat rounded, black: mouth reddish: thorax scarcely longer than the head, subtruncate in front, rounded behind: *elytra* longer and broader than the thorax, very obsolete punctulate, slightly pubescent, rufous: *abdomen* thrice the length of the elytra, piceous, with the apex rufous: *sternum* and *legs testaceous*: *antennæ* slightly thickened, dusky-ferruginous, with the base paler, the articulations very short and compact, the terminal one somewhat rounded and obtuse.

Not very uncommon, within the metropolitan district, beneath bark. Also "found in Suffolk."—*Kirby MSS.*

Sp. 54. *ochropa*. *Nigra, ore, elytris pedibusque flavescentibus, antennis abdomineque basi et apice ferrugineis.* (Long. corp. 1½ lin.)

Al. *ochropa*. *Kirby MSS.*—*Steph. Catal.* 263. No. 2649.

*Pitchy-black*, smooth, head rather narrower than the thorax, rounded: *mouth* flavescent: thorax subtruncate, and rather narrowed in front, rounded behind, pitchy: *elytra* scarcely longer, but broader than the thorax, rather flat, *flavescent*, with the suture somewhat fuscous-red towards the base: *abdomen* above twice the length of the elytra, with the three anterior segments above and the apex ferruginous, the intermediate segments and the under side pitchy-black: *legs flavescent*: *antennæ* scarcely longer than the thorax, thickened exteriorly, rufous, with the extreme joint oblong.

Found near Ripley, and "in boleti in Suffolk."—*Kirby MSS.*

Sp. 55. *elongatula*. *Nigra, nitidiuscula, antennis pedibus anoque rufescentibus.* (Long. corp. 1½ lin.)

Al. *elongatula*. *Gravenhorst.*—*Steph. Catal.* 263. No. 2650.

Dusky-black, smooth, slightly shining, and delicately pubescent: head scarcely so wide as the thorax, somewhat rounded: thorax scarcely as long as the head, subtruncate anteriorly, rounded behind: *elytra* rather shorter and broader than the thorax: *abdomen* above twice as long as the elytra, with the tip reddish: *legs* pale testaceous: *antennæ* longer than the thorax, *pitchy-red*, thickened exteriorly, with the terminal joint short.

Not common: found occasionally within the metropolitan district. "Under rejectamenta of the Orwell in January."—*Kirby MSS.*

Sp. 56. *rufescens*. *Nigricans*, *thorace antennis pedibus anoque rufis*, *elytris brevissimis*. (Long. corp.  $\frac{3}{4}$  lin.)

Al. *rufescens*. Kirby MSS.—*Steph. Catal.* 263. No. 2651.

Dusky, or *pitchy-black*, slightly glabrous and shining, smooth: head scarcely so wide as the thorax, somewhat cordate, black: *thorax* rather longer than the head, subtruncate in front, rounded behind, *rufo-piceous*, with a slight fovea at the base: elytra shorter than the thorax, but rather broader, somewhat depressed, slightly lacunose, with a very short pubescence: *abdomen* thrice the length of the elytra, black, *with the apex rufous*, or *rufo-piceous*: *legs testaceous*: antennæ dusky ferruginous, palest at the base, longer than the thorax, thickened exteriorly, with the joints short, compact, and the external one rather obtuse.

Taken near London, not rare, and in Suffolk and Norfolk.

Sp. 57. *brachyptera*. *Rufescens*, *capite abdominisque cingulo nigris*, *elytris brevissimis cinerascentibus*. (Long. corp.  $\frac{1}{2}$  lin.)

Al. *brachyptera*. Kirby MSS.—*Steph. Catal.* 263. No. 2652.

Dull *rufous*: *head* rather narrower than the thorax, suborbiculate, *black*: palpi *rufous*: thorax somewhat transverse, rather longer than the head, finely punctulate, with an obsolete dorsal furrow: *elytra* shorter than the thorax, and narrower, finely punctulated, black, with a *cinerascent* down: *abdomen* thrice the length of the elytra, *rufous*, *with the third, fourth, and fifth segments black*: antennæ nearly as long as the thorax, thickened exteriorly, *rufous*, glabrous, with the terminal joint oblong-obtuse.

Taken in Norfolk, and “in April at Barham.”—Kirby MSS.

Sp. 58. *inquinula*. *Nigricans*, *antennis thorace elytris pedibusque testaceis*, *thorace posticè impresso*. (Long. corp.  $\frac{3}{4}$  lin.)

Al. *inquinula*. Gravenhorst.—*Steph. Catal.* 263. No. 2653.

*Black*, or *piceous*, rather smooth and shining, with a very short pubescence: head nearly as wide as the thorax, suborbiculate; mouth *rufous*: *thorax rufous*, suborbiculate, slightly depressed, *with a slight foveola* or line behind: *elytra* dull *rufous*, scarcely as long as, but wider than, the thorax: *abdomen* above twice the length of the elytra, with the tip reddish: *legs pale testaceous*: antennæ about the length of the thorax, thickened exteriorly, *rufous*, with the terminal joint larger than the rest, ovate-acute.

Apparently rare: found in Suffolk, Yorkshire, and Devonshire.

Sp. 59. *foveolata*. *Nigricans*, *pedibus anoque ferrugineis*, *thorace posticè foveolâ impressâ*. (Long. corp.  $\frac{3}{4}$  lin.)

Al. *foveolata*. Kirby MSS.—*Steph. Catal.* 263. No. 2654.

*Dusky*, rather shining and glossy, and very slightly pubescent: head rather narrower than the thorax, somewhat rounded; palpi *rufescent*: *thorax*

rather longer than the head, rounded, *with a slight impression at the base*: elytra rather longer and broader than the thorax, pitchy-black: *abdomen* thrice as long as the elytra, *with the apex reddish*: *legs ferruginous*: antennæ longer than the thorax, subfiliform, piceous, with the base paler, the terminal joint largest.

Not common: found with the foregoing, of which it is possible it may be a variety.

Sp. 60. nigrofusca. *Nigro-fusca, elytris dilutioribus, antennis pedibusque ferrugineis, thorace canaliculato.* (Long. corp.  $\frac{3}{4}$  lin.)

Al. nigrofusca. Kirby MSS.—Steph. Catal. 263. No. 2655.

*Pitchy-black*, smooth, with a slight scattered pubescence, and slightly shining: head somewhat triangular, scarcely as wide as the *thorax*, the latter *with an obsolete channel* on the disc: *elytra* longer and broader than the *thorax*, *fuscous*, with a silky pubescence: *abdomen* narrower and above twice the length of the elytra, with the apex rather pale piceous: *legs* dull *ferruginous*: *antennæ the same*, scarcely as long as the *thorax*, slightly incrassate exteriorly, with the terminal joint subturbinata-acute.

Rather scarce; found at “Holme-juxta-mare, in Norfolk.”—Kirby MSS.

Sp. 61. Boleti. *Fusca, elytris pallidioribus, antennis pedibusque lividis.* (Long. corp.  $\frac{1}{2}$ —1 lin.)

St. Boleti. Linné.—Al. Boleti. Steph. Catal. 263. No. 2656.

*Fuscous, glabrous*: head narrower than the *thorax*, nearly black: *thorax* longer than the head, somewhat rounded: *elytra* rather longer and wider than the *thorax*, *pale fuscous*, convex: *abdomen* nearly twice as long as the elytra, *fuscous*, with the apex reddish: *legs pale*: *palpi* and *antennæ the same*, the latter slightly thickened at the apex, with the last joint obtuse.

Rather variable in size and in tint: the elytra being sometimes reddish, with the base rather obscure.

In boleti; but not very common.

†Sp. 62. immunis. *Nigra, nitidiuscula, pedibus anoque rufis, antennis piceis basi pallidis articulo extimo suborbiculato: thorace transversè impresso.* (Long. corp. 1 lin.)

Al. immunis. Kirby MSS.—Steph. Catal. 263. No. 2657.

*Black*, nearly *glabrous*, and shining: head scarcely narrower than the *thorax*, suborbiculate: *thorax* truncate in front, rounded behind, very minutely and finely punctulate, *with an obsolete transverse impression* in the middle: *elytra* broader and rather longer than the *thorax*, pitchy-black, very finely punctulate, and slightly pubescent: *abdomen* above thrice the length of the elytra, linear, *with the apex pitchy-red*: *legs* pale testaceous: *antennæ* slightly

*pilose*, thickened exteriorly, *pitchy-red*, with the two basal joints pale testaceous; the apical joint largest orbiculate.

Taken in Norfolk, by Mr. Hooker.

Sp. 63. apicalis. *Fusco-picea, nitidiuscula, capite atro, antennis pedibus anoque picco-rufis.* (Long. corp.  $1\frac{1}{4}$  lin.)

Al. analis. *Steph. Catal.* 263. No. 2658.

*Pitchy-brown*, slightly shining, and a little pubescent: *head black*, rather narrower than the thorax, suborbiculate: thorax subtruncate in front, rounded behind, rather convex, with a faint dorsal channel, terminating behind in a slight fovea: elytra about as long as, and rather broader than, the thorax, pubescent: *abdomen* above twice the length of the elytra, with the apex *rufopiceous*: *legs and antennæ also rufopiceous*, the latter rather long and slender, slightly incrassated exteriorly, with the terminal joint obtuse.

Taken, but apparently not commonly, within the metropolitan district.

Sp. 64. contigua. *Rufo-picea, pedibus pallidioribus, antennis piceis, capite abdominisque cingulo atris.* (Long. corp.  $1\frac{1}{3}$  lin.)

Al. contigua. *Steph. Catal.* 263. No. 2659.

*Pitchy-red*, slightly pubescent and shining: *head* narrower than the thorax, *black*, suborbiculate: thorax subtruncate in front, rounded behind, slightly convex: elytra shorter than the thorax, but wider, rather obscure: *abdomen* slender, above thrice as long as the elytra, with a broad *black belt* in the middle, the base and apex being *pitchy-red*: *legs pale rufopiceous*: *antennæ* rather stout, entirely *dark piceous*, with the apex incrassated, and the terminal joint obtuse.

Of this distinct insect I possess specimens taken near London.

## 2. Antennæ black, or with the base alone pale.

Sp. 65. atramentaria. *Nigra, nitidiuscula, thorace obsolete unisulcato, tibiis rufescentibus, antennis filiformibus.* (Long. corp.  $1-1\frac{1}{2}$  lin.)

Al. atramentaria. *Gravenhorst?—Steph. Catal.* 263. No. 2660.

*Black*, rather shining and smooth: *head* rather narrower than the thorax, rounded: *thorax* a little longer than the head, slightly truncate in front, rounded behind, with an *obsolete longitudinal line*: elytra rather flat, longer and broader than the thorax; legs, especially the *tibiæ*, *reddish*: *antennæ filiform*, slender, entirely black, with the terminal joint conic.

The posterior, and sometimes all the femora, are occasionally piceous.

Frequent within the metropolitan district; also found in Suffolk, Norfolk, near Bristol, &c. "Not uncommon on the sand-hills (near Swansea)." — *L. W. Dillwyn, Esq.*

Sp. 66. *admota*. *Atra, nitidiuscula, pedibus rufis, antennis sensim crassioribus.*  
(Long. corp. 1 lin.)

Al. *admota*. *Kirby MSS.—Steph. Catal. 263. No. 2661.*

*Black*, rather shining, and broad: head rounded, rather narrower than the thorax, the latter slightly truncate in front and narrowed behind, with no channel on the disc: elytra rather broader and longer than the thorax, slightly pubescent: *legs rufous: antennæ rather stout, and incrassated at the tip.*

Not common: it has occurred in Suffolk, and I possess a specimen from the vicinity of Bristol.

Sp. 67. *pumila*. *Atra, nitidiuscula, thorace canaliculato, pedibus piceis.*  
(Long. corp.  $\frac{3}{4}$  lin.)

Al. *pumila*. *Kirby MSS.—Steph. Catal. 264. No. 2662.*

*Black*, rather shining, with a faint pubescence: head rather narrower than the thorax, suborbiculate: *thorax with an obsolete dorsal furrow: elytra somewhat transverse, rather longer and broader than the thorax: abdomen linear, scarcely twice the length of the elytra: legs piceous, the anterior palest: antennæ nearly as long as the thorax, slightly thickened exteriorly, with the terminal joint conic.*

Found in Norfolk and Suffolk, apparently not very common.

Sp. 68. *livipes*. *Atra, obscuriuscula, thorace canaliculato pedibusque testaceis, elytris piceis.* (Long. corp. 1 lin.)

Al. *livipes*. *Kirby MSS.—Steph. Catal. 264. No. 2663.*

*Black, obscure*, smooth: head rather narrower than the thorax, orbicular; palpi dusky: *thorax* rather longer than the head, *with an obscure dorsal furrow: elytra* rather broader and longer than the thorax, *pitchy-black*, slightly depressed: abdomen above twice as long as the elytra, linear, with the apex rather acute: *legs testaceous: antennæ* as long as the thorax, with the apex thickened, and the terminal joint obtuse.

Rare within the metropolitan district, and I believe not common elsewhere: it occurs in Suffolk.

Sp. 69. *erythropha*. *Atra, nitida, pedibus rufis, thorace obsolete canaliculato, antennis attenuatis.* (Long. corp.  $\frac{3}{4}$  lin.)

Al. *erythropha*. *Kirby MSS.—Steph. Catal. 264. No. 2664.*

*Black*, shining, very smooth, *glabrous*: head scarcely narrower than the thorax, scarcely longer than the head, suborbiculate, *with a very obsolete longitudinal furrow: elytra* rather flat, somewhat longer and broader than the thorax: abdomen thrice as long as the thorax, linear, very glabrous: *legs rufous: antennæ* nearly as long as the thorax, scarcely thickened at the apex, *slender*, with the terminal joint acute.

Not very common within the metropolitan district. "In the boletus of the ash, at Barham."—*Kirby MSS.*

Sp. 70. *obscuriuscula*. *Atra, pubescens, obscuriuscula, palpis antennis basi tibisque rufescentibus, thorace canaliculato.* (Long. corp. 1 lin.)

Al. *obscuriuscula*. *Kirby MSS.*—*Steph. Catal.* 264. No. 2665.

*Black*, rather smooth, with an *obscure* pubescence: head nearly as large as the thorax, suborbiculate: *thorax* rather depressed, *with a dorsal furrow*: abdomen linear, thrice as long as the elytra: *legs dull rufous*, with the *femora black*: *antennæ* shorter than the thorax, slightly thickened, *with the two basal joints* more slender, *rufous*, the terminal one ovate-acute: *palpi reddish*.

Not common; found in Norfolk and in Essex.

†Sp. 71. *amicula*. *Atra, nitidiuscula, antennis basi pedibus, elytrisque livido-ferrugineis.* (Long. corp.  $\frac{3}{4}$  lin.)

Al. *amicula*. *Kirby MSS.*—Al. *auricula*. *Steph. Catal.* 264. No. 2666.

*Linear*, black, rather *shining*, smooth, and slightly pubescent: head scarcely narrower than the thorax, orbiculate: thorax anteriorly truncate, posteriorly rounded, subtransverse: *elytra* as broad as, but longer than, the thorax, *quadrate*, more pubescent, and *dull rufous*: abdomen linear, rather narrower and above twice as long as the elytra: *legs livid*: *antennæ glabrous*, *pitchy-black*, with the *two basal joints rufous*, the remainder gradually thickening to the apex, the terminal one orbiculate, ovate-acute.

Taken in Suffolk.

†Sp. 72. *picipennis*. *Atra, teretiuscula, nitida, elytris piceis, pedibus rufis, thorace postice foveolâ obsoletâ.* (Long. corp.  $\frac{3}{4}$  lin.)

Al. *picipennis*. *Kirby MSS.*—*Steph. Catal.* 264. No. 2667.

*Black*, shining, smooth, *glabrous*: head scarcely narrower than the thorax, suborbiculate: *thorax with an obsolete fovea behind*: *elytra* scarcely longer and a little wider than the thorax, *piceous*: abdomen linear, above twice the length of the elytra: *legs rufous*: *antennæ* nearly as long as the thorax, thickened exteriorly, with the terminal joint ovate-acute.

Found in Suffolk and in Yorkshire.

Sp. 73. *fuscula*. *Nigro-fusca, nitidiuscula, elytris pallidioribus, antennis testaceis, pedibus pallidis, thorace posticè foveolato.* (Long. corp.  $1\frac{1}{3}$  lin.)

Al. *fuscula*. *Steph. Catal.* 264. No. 2688.

Deep *fuscous*, slightly shining, and rather pubescent: head narrower than the thorax, orbiculate: *thorax* rather broad, subtruncate in front, rounded *behind*, with a faint dorsal line, terminating in a *fovea*, before the place of the scutellum: *elytra* rather pale fuscous, more pubescent than the thorax,

than which they are wider and longer: abdomen shining, conic; about twice as long as the elytra, the apex somewhat pitchy: *legs pale* testaceous: *antennæ rufo-testaceous*, slightly incrassated at the apex, the last joint obtuse and dusky.

Apparently not very common; taken flying near London.

Sp. 74. *brunnipes*. *Nigra, nitidiuscula, antennæ basi fuscis, pedibus rufo-brunneis, thorace punctatissimo, haud canaliculato.* (Long. corp.  $1\frac{1}{4}$  lin.)

Al. *brunnipes*. *Steph. Catal. 264. No. 2669.*

*Black*, slightly shining, and a little pubescent: head narrower than the thorax, orbiculate: thorax rather wide, subtruncate in front, rounded behind, very thickly but *minutely punctulate*, but without any dorsal channel or fovea: elytra obscure black, as long as, but wider than, the thorax: abdomen about twice as long as the elytra, conic: *legs red-brown*: *antennæ* rather stout, especially towards the apex, *black*, with *the base fuscous*.

Also found within the metropolitan district, and apparently rather scarce.

Sp. 75. *atricornis*. *Piceo-nigra, nitidiuscula, elytris pedibusque fuscis, antennæ atris basi fuscis, thorace antice foveolato.* (Long. corp.  $1\frac{1}{4}$  lin.)

Al. *atricornis*. *Steph. Catal. 264. No. 2670.*

*Pitchy-black*, slightly shining, and faintly pubescent: head narrower than the thorax, orbiculate-triangular: *thorax* subtruncate *in front*, with a small *fovea*, rounded behind: *elytra* rather wider than the thorax, and a little longer, *dull pitchy-fuscous*, slightly convex: abdomen above twice as long as the elytra, conic-acute, shining: *legs fuscous*: *antennæ* rather slender, but a little thickened towards the apex, deep *black*, with *the base fuscous*; the terminal joint large, elongate-conic.

Taken within the metropolitan district.

Sp. 76. *fimetaria*. *Fusco-picea, nitidiuscula, elytris atro-piceis, pedibus piceo-testaceis, antennæ fuscis, thorace lineâ longitudinali exarata.* (Long. corp. 1 lin.)

Al. *fimetaria*. *Steph. Catal. 264. No. 2671.*

*Pitchy-brown*, slightly shining, and pubescent: head nearly as wide as the thorax, suborbiculate: *thorax* subtruncate in front, rounded behind, with a *faint longitudinal line* on the disc: *elytra* deep *pitchy*, slightly convex, a little wider than the thorax, and rather longer: abdomen about twice the length of the elytra, glossy: *legs pitchy-testaceous*: *antennæ fuscous* and slender at the base, slightly thickened towards the apex, with the last joint obtuse.

Taken near London, and probably in other parts, as I possess a pair from the Marshamian Cabinet.

C. Thorax broader than long (transverse).\*

a. *Antennæ with the intermediate joints bell-shaped.*

1. Body black.

Sp. 77. *socialis*. *Nigra, nitidiuscula, elytris pedibusque testaceis, antennis articulo ultimo abbreviato.* (Long. corp.  $1\frac{1}{2}$  lin.)

Al. *socialis*. *Paykull.—Steph. Catal. 264. No. 2672.*

*Black*, rather shining, smooth, somewhat pubescent: head a little narrower than the thorax, slightly rounded: thorax scarcely longer than the head, subtruncate in front, rounded behind: *elytra* longer and broader than the thorax, *dull testaceous*, with the base of the suture and the outer apex dusky: abdomen twice as long as the *elytra*, shining: *legs testaceous*: *antennæ* scarcely so long as the thorax, thickened exteriorly, *black*, with the *terminal joint short*, rather acute.

Not rare within the metropolitan district; found also near Bristol, in Suffolk, Devonshire, &c.

†Sp. 78. *foveatocollis*. *Nigra, nitidiuscula, elytris fuscis, pedibus rufis, thorace posticè foveolâ impresso.* (Long. corp.  $1\frac{1}{4}$  lin.)

Al. *foveatocollis*. *Kirby MSS.—Steph. Catal. 264. No. 2673.*

*Black*, rather shining: head narrower than the thorax, triangular-orbiculate: *thorax* very minutely and very thickly punctulated, *with a slight fovea behind*: *elytra* rather longer and broader than the thorax, slightly pubescent, very thickly and finely punctulated, *fuscous*, with an oblique obscure pale streak: abdomen linear, above twice as long as the *elytra*, glossy: *legs testaceous*: *antennæ* longer than the thorax, slightly thickened exteriorly, *with the basal joint rufous, the apical one elongate*, rather acute.

Apparently rare; and I believe only “taken in Scotland by Messrs. Turner and Hooker, and in England by Mr. Spence.”—*Kirby MSS.*

---

\* In this very extensive genus it becomes necessary to attend carefully to the characters of the artificial divisions, in order to arrive at the species, which are manifestly considerably more numerous than indicated in these pages; as I possess 176 species, above 100 of which were named by Mr. Kirby, and the chief part of the remainder (of my own capturing) were rigidly compared with his collection, and found different, and as I appear to want about 30 of the described species, there must be at least 200 found in Britain, exclusively of the hosts that it is evident remain undiscovered amongst these minute and little investigated species,—a point rendered clear by the recent discovery of the brilliant *Elaphrus Lapponicus* in Scotland; *Agonum fulgens* in Yorkshire; *Dromius longiceps, bifaciatius*, &c. in Cambridgeshire; in addition to the novelties recorded in a previous note.



Sp. 79. euryptera. *Nigra, nitidiuscula, pedibus pallidis, antennis articulo extimo foveolato, coleoptris dilatatis.* (Long. corp.  $1\frac{1}{2}$  lin.)

Al. euryptera. *Steph. Catal.* 264. No. 2674.

*Black*, slightly pubescent, smooth, rather glossy: head rather narrower than the thorax, somewhat rounded: thorax a little longer than the head, subtruncate in front, rounded behind, rather flat: *elytra dilated*, longer and much broader than the thorax, rather soft, pitchy-black: *legs pale* testaceous, with the femora ferruginous: *antennæ black*, as long as the thorax, a little thickened, attenuated at the base, the *terminal joint* elongate, with an impressed fovea.

Not common: found in Suffolk.

Sp. 80. obfuscata. *Atra, nitidiuscula, abdomine lineari, elytris convexis pedibusque testaceis, antennis fuscis.* (Long. corp.  $1\frac{1}{2}$  lin.)

Al. obfuscata. *Gravenhorst.—Steph. Catal.* 264. No. 2675.

*Black*, shining, very finely pubescent: head rather narrower than the thorax, subtriangular: thorax subtruncate in front, rounded behind, with the lateral margins pitchy: *elytra* a little longer and broader than the thorax, convex, punctulated, dull testaceous: *abdomen linear*, twice the length of the *elytra*, with the apex pitchy: *legs testaceous*: *antennæ* as long as the thorax, fuscous, thickened exteriorly, with the terminal joint ovate-acute: palpi reddish.

More abundant than the last; found in Norfolk and within the metropolitan district.

Sp. 81. laticollis. *Picea, thorace lato subcanaliculato, elytris pedibus anoque lividis.* (Long. corp.  $\frac{5}{8}$ —1 lin.)

Al. laticollis. *Kirby MSS.—Steph. Catal.* 264. No. 2676.

*Piceous*, rather glabrous: head narrower than the thorax, subtriangular, black, very minutely and thickly punctured; mouth and palpi pale: *thorax broad*, longer than the head, subtruncate in front, somewhat rounded behind, slightly pubescent, livid, minutely but very thickly punctulated, with an obscure dorsal channel: *elytra* scarcely longer, but broader than the thorax, very finely punctulated, slightly pubescent, and livid: *abdomen* scarcely twice as long as the *elytra*, with the apex pale, rufous: *legs pale*, with the four posterior femora bent and compressed: *antennæ* as long as the thorax, slightly thickened exteriorly, subpilose, piceous, with the base pale, the terminal joint elongate-acute.

The disc of the thorax is sometimes dusky, and the apex of the abdomen black.

Found occasionally near London, and in Suffolk.

Sp. 82. rufangula. *Nigra, punctulatissima, subpubescens, thoracis angulis posticis, elytris pedibusque rufescentibus.* (Long. corp. 1 lin.)

*Al. rufangula.* Kirby MSS.—*Steph. Catal.* 264. No. 2678.

*Black*, shining, with an obscure gricescent pubescence: head rather narrower than the thorax, suborbiculate: *thorax with the posterior angles broadly but obscurely rufescent: elytra* rather flat, subquadrate, nearly as wide and as long as the thorax, of a *rusty-red*, with the lateral margins, suture, and inner base, dusky: abdomen above twice as long, and rather narrower, than the thorax: *legs pale red*: antennæ fuscous, slightly incrassated at the apex.

Found "in Shrubland Park, near Barham."—*Kirby MSS.*

Sp. 83. *infuscata.* *Nigra, nitida, elytris fuscis, pedibus lividis.* (Long. corp. 1 lin.)

*Al. infuscata.* Kirby MSS.—*Steph. Catal.* 264. No. 2677.

*Black*, slightly pubescent and shining: head much narrower than the thorax, orbiculate: thorax very minutely and finely punctulate: *elytra* longer than the thorax, but not wider, very delicately punctured, *red-brown*: abdomen linear, above twice the length of the elytra: *legs livid*: antennæ longer than the thorax, slightly thickened at the apex, pitchy-black, with the terminal joint conic.

Apparently not uncommon within the metropolitan district; also found in Suffolk, Norfolk, and near Bristol.

Sp. 84. *luripes.* *Nigra, obscuriuscula, thorace subtransverso canaliculato, pedibus pallidis, femoribus nigricantibus.* (Long. corp. 1½ lin.)

*Al. luripes.* Kirby MSS.—*Steph. Catal.* 264. No. 2677.

*Black*, obscure, smooth, with a very short pubescence: head narrower than the thorax, subtriangular: *thorax* scarcely longer than the head, subtruncate in front, somewhat rounded behind; *with a faint dorsal channel*: elytra scarcely longer and a little wider than the thorax, rather flat, with a very delicate pubescence: abdomen thrice as long as the thorax, with the apex acute: *legs livid*, with the *femora dusky*: antennæ rather longer than the thorax, slightly thickened exteriorly, with the terminal joint ovate-lanceolate, acute: *palpi black.*

Taken near Hertford, and in Suffolk; apparently not very common.

Sp. 85. *similis.* *Atra, nitidiuscula, pilosula, antennis basi palpis pedibusque rufis.* (Long. corp. 1 lin.)

*Al. similis.* Kirby MSS.—*Steph. Catal.* 264. No. 2680.

*Black*, somewhat shining and *pilosulous*: head a little narrower than the thorax, triangular-orbiculate: thorax subtransverse, truncate in front, rounded behind, with an obsolete dorsal channel: elytra nearly as long and as wide as the thorax: abdomen narrower than the elytra, and above twice

as long: *legs* pale *testaceous*: *antennæ* black, rather longer than the thorax, scarcely thickened exteriorly, the two *basal joints* reddish, the apical one conic-acute: *palpi* reddish.

Not uncommon in Norfolk; found also in Suffolk, and near Bristol.

†Sp. 86. *obscurata*. *Nigra, obscura, elytris anoque fuscis, pedibus rufis.*  
(Long. corp. 1½ lin.)

Al. *obscurata*. Kirby MSS.—Steph. Catal. 264. No. 2681.

*Black*, with a delicate obscure silken pubescence, smooth: head a little narrower than the thorax, suborbiculate: thorax subtransverse, subtruncate anteriorly, rounded behind; *elytra* rather longer and wider than the thorax, *fuscous*, with a glossy silken pubescence in certain lights: *abdomen* above twice as long as the *elytra*, with the apex somewhat acute and reddish: *legs* rufous: *antennæ* nearly as long as the thorax, slightly incrassate exteriorly, with the terminal joint ovate-acute.

Taken in Suffolk and Norfolk; not common.

Sp. 87. *fulvipes*. *Nigra, nitidiuscula, antennis attenuatis rufis, pedibus testaceis, thorace unisulcato subcanaliculato.* (Long. corp. 1 lin.)

Al. *fulvipes*. Kirby MSS.—Steph. Catal. 264. No. 2682.

*Black*, rather shining, and glabrous, smooth: head narrower than the thorax, rounded: *thorax* longer than the head, subtruncate in front, rounded behind, with an obsolete longitudinal dorsal channel: *elytra* rather longer than the thorax, piceous, slightly pubescent: *abdomen* scarcely thrice the length of the *elytra*, with the apex, and the margins of some of the terminal segments, piceous: *legs* testaceous: *antennæ* subfiliform rufous, with the apical joint acuminate.

“Taken under the rejectamenta of the Orwell, after a flood in Jan. 1804.”—Kirby MSS.

Sp. 88. *pyrrhopa*. *Nigra, nitidiuscula, antennis pedibusque ferrugineis.*  
(Long. corp. 1 lin.)

Al. *pyrrhopa*. Kirby MSS.—Steph. Catal. 264. No. 2683.

*Black*, slightly shining and glabrous, smooth: head narrower than the thorax, subtriangular: thorax a little longer than the head, subtruncate in front, rounded behind: *elytra* longer and broader than the thorax, rather obscure: *abdomen* above twice the length of the *elytra*, with the apex rather obtuse: *legs* ferruginous: *antennæ* also ferruginous, slightly thickened exteriorly, with the terminal joint acuminate.

Also found in Suffolk; closely allied to the foregoing species.

†Sp. 89. Agarici. *Nigra, nitidiuscula, antennis pedibusque rufis, his articulo extimo obtuso.* (Long. corp. 1 lin.)

Al. Agarici. *Kirby MSS.—Steph. Catal. 264. No. 2684.*

*Black, slightly shining and glabrous, smooth: head rather narrower than the thorax, subtriangular: thorax subtruncate in front, rounded behind, impunctate: elytra slightly wider and longer than the thorax, obscure, with a delicate short pubescence: abdomen above twice the length of the elytra: legs and antennæ rufous, the latter rather short, with the terminal joint obtuse.*

Taken in Norfolk and Suffolk; apparently rare.

Sp. 90. atricollis. *Brunneo-picea, nitidiuscula, thorace nigro, antennis pedibusque testaceis.* (Long. corp.  $\frac{3}{4}$  lin.)

Al. atricollis. *Steph. Catal. 264. No. 2685.*

*Pitchy-brown, rather shining, and slightly pubescent: head rather small, narrower than the thorax, suborbiculate: thorax deep black, subtruncate in front, rounded behind: elytra scarcely wider than, and about as long as, the thorax: abdomen twice as long as the elytra, more shining than the rest of the body: legs and antennæ testaceous, the latter rather short, slightly thickened exteriorly, with the apical joint obtuse.*

Found within the metropolitan district.

Sp. 91. bruniceps. *Piceo-nigra, nitidiuscula, capite brunneo, elytris piceis, antennis pedibusque testaceis.* (Long. corp.  $\frac{3}{4}$  lin.)

Al. bruniceps. *Steph. Catal. 264. No. 2686.*

*Pitchy-black, slightly shining, and a little pubescent: head narrower than the thorax, pitchy-brown: thorax subtruncate in front, rounded behind: elytra about as wide and as long as the thorax: piceous: abdomen above twice as long as the elytra, glossy: legs and antennæ testaceous, the latter scarcely thickened at the apex, with the terminal joint oblong, acute.*

Also found in the neighbourhood of London.

Sp. 92. microcephala. *Piceo-nigra, capite parvo atro, elytris piceis posticè subsinuatis, pedibus rufo-testaceis, antennis piceis basi pallido, thorace subcanaliculato.* (Long. corp.  $1\frac{1}{2}$  lin.)

Al. microcephala. *Steph. Catal. 264. No. 2687.*

*Pitchy-black, slightly shining, and pubescent: head small, suborbiculate, black; thorax obscurely cordate, being a little narrowed behind, and rounded, subtruncate in front, the back, with a faint longitudinal channel: elytra wider and longer than the thorax, piceous, with the hinder margin obscurely waved: abdomen above twice as long as the elytra, glossy black:*

legs rufo-testaceous; *antennæ* rather long, *pitchy*, with the base pale, slightly thickened towards the apex, the terminal joint obtuse.

Not common; taken within the metropolitan district.

Sp. 93. littoralis. *Linearis, nigra, nitidiuscula, elytris piceis, antennis pedibusque rufo-testaceis, capite lato.* (Long. corp.  $\frac{3}{4}$  lin.)

St. littoralis. *Mus. Marsham.*—Al. littoralis. *Steph. Catal.* 264. No. 2688.

*Linear, black, slightly shining: head as wide as the thorax, subquadrate: thorax somewhat orbiculate, transverse, slightly truncate in front: elytra dull pitchy, rather longer, but not wider than the thorax; abdomen about twice as long as the thorax, entirely black: legs pale rufo-testaceous: antennæ rufo-testaceous, slightly thickened towards the apex, with the terminal joint small obtuse.*

Obtained from the Marshamian Cabinet: of its locality I am not aware.

Sp. 94. angusta. *Angustior, piceo-nigra, nitidiuscula, elytris pallidioribus, antennis piceis, basi pallido, pedibus rufo-piceis.* (Long. corp.  $\frac{3}{4}$  lin.)

Al. angusta. *Steph. Catal.* 265. No. 2689.

*Slender, pitchy-black, slightly shining, and a little pubescent: head small, deep black, rather narrower than the thorax, the latter minutely punctured, with a very faint fovea behind, subtruncate in front, rounded behind: elytra rather wider, but not longer than the thorax, pitchy: abdomen glossy, about twice as long as the elytra, the apex rather palest: legs pitchy-red; antennæ piceous, with the base paler, slightly incrassated at the apex, the terminal joint a little elongate, ovate, acuminate.*

Taken near Dover; and I believe also in the vicinity of Bristol.

## 2. With the body varied.

Sp. 95. cinnamomea. *Obscure rufa, capite abdomineque nigricantibus, thorace subcanaliculato.* (Long. corp.  $1\frac{1}{2}$ — $1\frac{3}{4}$  lin.)

Al. cinnamomea. *Gravenhorst.*—*Steph. Catal.* 265. No. 2690.

Dull *rufous*, or cinnamon colour, very slightly shining, and obsoletely punctulate: *head* orbiculate, *reddish-black*, a little narrower than the thorax; eyes large, black: *thorax* subtruncate in front, rounded behind, with an *obsolete channel*, terminating in a slight fovea behind: *elytra* scarcely longer, but broader, than the thorax, sometimes with a dusky cloud at the base of the suture: *abdomen* linear, obtuse, *dusky*, twice as long as the *elytra*: legs testaceous: *antennæ* stouter than the thorax, subfiliform, rather incrassate, with the terminal joint conic-acute, the base pale rufous.

Rare: taken in Norfolk, and in Coombe-wood, beneath the bark of decaying trees.

Sp. 96. zonalis. *Sordide rufa, nitidiuscula, capite, antennis abdominisque cingulo nigris.* (Long. corp.  $1\frac{1}{2}$  lin.)

Al. zonalis. *Kirby MSS.—Steph. Catal. 265. No. 2691.*

Dull *rufous*, rather shining: *head* narrower than the thorax, subcordate, *pitchy-black*, smooth, with an impression between the eyes; mouth reddish; thorax a little longer than the head, subtruncate in front, rounded behind, slightly depressed: *elytra* longer and wider than the thorax, smooth, the base near the suture with a dusky cloud: *abdomen* scarcely twice the length of the *elytra*, *reddish*, with a broad dusky belt: legs testaceous: *antennæ* longer than the thorax, subfiliform, *black*, with the base rufous.

Found in Norfolk, and rather abundantly in boleti in a fir-grove near Hertford, many years since. “Spitchweek.”—*Dr. Leach.*

Sp. 97. atriceps. *Rufescens, capite elytrorum nebulâ abdominisque cingulo nigris, antennis piccis.* (Long. corp.  $1\frac{1}{3}$  lin.)

Al. atriceps. *Kirby MSS.—Steph. Catal. 265. No. 2692.*

*Rufescent*, smooth: *head* a little narrower than the thorax, somewhat rounded, *black*: thorax scarcely longer than the head, a little narrowed, and subtruncate in front, rounded posteriorly, yellowish-red: *elytra* rather longer and wider than the thorax, *testaceous*, with the base of the suture and outer posterior angle broadly dusky: *abdomen* twice as long as the *elytra*, ferruginous, with the two middle segments dusky: legs testaceous: *antennæ* scarcely as long as the thorax, thickened exteriorly, *pitchy*, with the base rufous, the terminal joint rather acute.

Inhabits boleti: apparently not very common; found in the vicinity of the metropolis, and in Suffolk and Norfolk. “Near Swansea by Dr. Leach.”—*L. W. Dillwyn, Esq.*

Sp. 98. nigriceps. *Lata, rufo-testacea, capite nigro, abdomine cingulo nigricanti.* (Long. corp. 2 lin.)

St. nigriceps. *Marsham.—Al. nigriceps. Steph. Catal. 265. No. 2693.*

*Broad*, *testaceous-red*, slightly shining: *head black*, narrower than the thorax, suborbiculate: thorax broad, with the disc slightly dusky, subtruncate in front, rounded behind: *elytra* rather longer and wider than the thorax, immaculate testaceous: *abdomen testaceous*, about twice as long as the *elytra*, with the base of the penultimate and antepenultimate segments dusky: legs pale testaceous; *antennæ* the same, rather paler at the base, subfiliform, with the terminal joint acute.

From the Marshamian Cabinet. I have taken the insect near London.

Sp. 99. thoracica. *Obscure rufo-testacea, capite abdomineque nigris, thorace subcanaliculato, disco nebulis duabus fuscis.* (Long. corp.  $1\frac{1}{2}$  lin.)

Al. thoracica. *Steph. Catal. 265. No. 2695.*

Rather broad, dull red, slightly shining: head black, narrower than the thorax, suborbiculate: thorax subtruncate in front, narrowed behind, the disc with a faint channel, deepest behind, and two fuscous clouds: elytra pale immaculate, rufo-testaceous, rather wider than, and about as long as, the thorax: abdomen dusky, with the base pale, about twice as long as the thorax: legs pale testaceous: antennæ rather short, subfiliform, pitchy-testaceous, with the base pale, the terminal joint conic-ovate.

Of this conspicuous insect I possess a single example, captured by myself near Hertford.

Sp. 100. lucida. *Rufa, lævis, capite pectore elytris angulo externo abdominisque cingulo nigris, antennis nigris basi rufis.* (Long. corp.  $1\frac{1}{3}$ — $1\frac{1}{2}$  lin.)

Al. lucida. *Gravenhorst.*—*Steph. Catal.* 265. No. 2694.

*Rufous*, shining, with a slight pubescence: head orbiculate, with the mouth produced, a little narrower than the thorax, black: palpi and mouth rufous: thorax very obsoletely punctured, the disc anteriorly fuscous, the angles rounded, and scarcely margined; posteriorly with a somewhat transverse impressed fovea: elytra longer and a little wider than the thorax, pale rufous, with outer apical angles broadly dusky: abdomen twice as long as the elytra, rufous, with the 4, 5, and base of the 6 segments black; apex pilose: legs rufous: breast dusky: antennæ longer than the thorax, pubescent, slightly thickened to the apex, black, with the two basal joints rufous.

Differs from Al. lunulata, with which insect it has been confounded, by having the thorax wider, and by having that part with the head and elytra scarcely punctulated.

Somewhat rare: found in Norfolk and Suffolk, and near Hertford. "South-creek."—*Rev. T. Skrimshire.* "Devonshire."—*Dr. Leach.*

Sp. 101. concinna. *Sublinearis, rufa, capite elytris angulo externo, abdominisque cingulo atris, antennis nigris.* (Long. corp.  $1\frac{1}{2}$  lin.)

Al. concinna. *Leach* (?) *MSS.*—*Steph. Catal.* 265. No. 2696.

*Sublinear*, rufous, shining, slightly pubescent: head orbiculate, black; palpi reddish: thorax scarcely wider than the head, subtruncate in front, rounded behind: elytra dull rufous, slightly convex, with the outer apical angles dusky, rather longer and wider than the thorax; abdomen about twice as long as the thorax, rufous, with the third and fourth segments black: legs pale rufous: antennæ black, with the apex incrassated, and the terminal joint obtuse.

Found in boleti near Hertford, not very rarely formerly, but of late I have not taken many specimens.

b. *Antennæ with the intermediate joints transverse.*

1. *Antennæ gradually thickened towards the apex.*

Sp. 102. *nigritula*. *Nigra, elytris pedibusque flavis, antennis testaceis, thorax obsolete canaliculato, unisulcato.* (Long. corp. 1 lin.)

Al. *nigritula*. *Gravenhorst.—Steph. Catal. 265. No. 2697.*

*Black, with a slight pubescence, smooth, shining: head a little narrower than the thorax, somewhat rounded; thorax a little longer than the head, subtruncate in front, rounded behind, with an obsolete longitudinal dorsal channel: elytra rather longer and wider than the thorax, immaculate, yellow: abdomen above twice the length of the elytra, glossy: legs yellow: antennæ scarcely the length of the thorax, slightly thickened exteriorly, testaceous.*

Found in the boletus of the ash, but not common, near London and in Suffolk.

†Sp. 103. *pyrrhoceras*. *Nigra, elytris antennisque rufis, his articulo extimo rotundato, pedibus flavis.* (Long. corp. 1 lin.)

Al. *pyrrhoceras*. *Kirby MSS.—Steph. Catal. 265. No. 2694.*

*Black, smooth, slightly pubescent: head scarcely narrower than the thorax, somewhat rounded; thorax scarcely longer than the head, subtruncate, and rather narrowed in front, rounded behind: elytra longer and wider than the thorax, rather flat, rufous: abdomen scarcely twice the length of the elytra, immaculate: legs yellow: antennæ rufous, shorter than the thorax, slightly thickened exteriorly, with the terminal joint short, rounded, with the apex compressed.*

Closely allied to the last.

In boleti “near Barham.”—*Kirby MSS.*

†Sp. 104. *litrata*. *Nigra, nitidiuscula, antennis pedibus ano elytrorumque liturâ obliquâ flavicantibus, capite canaliculato.* (Long. corp. 1 lin.)

Al. *litrata*. *Kirby MSS.—Steph. Catal. 265. No. 2699.*

*Black, rather shining, finely and thickly punctulated, glabrous: head a little narrower than the thorax, orbiculate, with a longitudinal furrow behind: mouth pitchy: palpi testaceous: thorax truncate in front, rounded behind: elytra scarcely longer than the thorax, but a little wider, black, with an oblique yellowish streak, reaching from the shoulders nearly to the apex: abdomen above twice the length of the elytra, smooth, slightly pubescent, dull rufous, with a black ring in the middle: legs flavescens: antennæ nearly the length of the thorax, glabrous, testaceous, rather stout, with the terminal joint ovate-acute.*

Taken in Suffolk, and, I believe, also near Bristol.

Sp. 105. *fusca*. *Fusco-nigra, subpubescens, antennis capitatis, elytris anoque fuscis, pedibus testaceis, palpis rufis.* (Long. corp. 1½ lin.)

St. *fuscus*. *Marsham.—Al. fusca. Steph. Catal. 265. No. 2700.*



*Fuscous-black*, with a delicate opaque ashy pubescence: head narrower than the thorax, suborbiculate: *palpi rufous*: thorax rounded: elytra longer and rather broader than the thorax, fuscous: abdomen above twice the length of the elytra, conic, with the apex fuscous: legs testaceous, the posterior darker: *antennæ* as long as the thorax, slightly thickened, *fuscous*, pilose, with the terminal joint very large, ovate, with the apex compressed, obtuse.

From the Marshamian Collection: of its locality I am ignorant.

†Sp. 106. tenuior. *Nigra, angustata, elytris fuscis, pedibus testaceis, antennis filiformibus articulo extimo majori.* (Long. corp.  $\frac{3}{4}$  lin.)

Al. tenuior. *Kirby MSS.—Steph. Catal. 265. No. 2701.*

*Black*, rather obscure, smooth, glabrous: head a little narrower than the thorax, subtriangular: thorax subtransverse, rounded behind: *elytra* scarcely longer than the thorax, *dull ferruginous*: abdomen above thrice as long as the elytra, acute, slightly pilose, with the apex pitchy: *legs yellowish*: *antennæ piceous*, with the base ferruginous, longer than the thorax, filiform, with the terminal joint suddenly larger than the rest, acute.

Taken in Suffolk, I believe by Mr. Kirby.

Sp. 107. castanipes. *Nigra, nitidiuscula, pedibus ferrugineis.* (Long. corp.  $1\frac{1}{4}$  lin.)

Al. castanipes. *Kirby MSS.—Steph. Catal. 265. No. 2702.*

*Black*, smooth, rather shining, glabrous: head narrower than the thorax, somewhat rounded: thorax longer than the head, subtruncate anteriorly, rounded and rather wider behind: elytra scarcely longer, but broader than the thorax, submargined, slightly pubescent: abdomen thrice as long as the elytra, with the apex somewhat acute: *legs ferruginous*: *antennæ* nearly as long as the thorax, rather thickened, with the terminal joint turbinate.

Found in Norfolk; apparently rare.

Sp. 108. parvula. *Atra, subpubescens, nitidiuscula, pedibus rufescentibus, thorace obsoleteius canaliculato.* (Long. corp.  $\frac{2}{3}$  lin.)

Al. parvula. *Kirby MSS.—Steph. Catal. 265. No. 2703.*

*Black*, rather shining, with a delicate black pubescence: head narrower than the thorax, orbiculate, finely punctulate: *thorax* also finely punctulate, transverse, subtruncate in front, rounded behind, with an obsolete dorsal furrow: elytra longer and broader than the thorax, quadrate, very thickly punctured: abdomen narrower than the elytra, scarcely twice as long, more glossy than the rest of the body: *legs ferruginous*, with the femora dusky: *antennæ* longer than the thorax, somewhat filiform, with the terminal joint ovate-acute.

Found in Norfolk, Suffolk, and Devonshire.

†Sp. 109. pilosula. *Atra, nitidiuscula, pilosa, pedibus ferrugineis.* (Long. corp. 1½ lin.)

Al. pilosula. *Kirby MSS.—Steph. Catal. 265. No. 2704.*

*Black*, rather shining, somewhat conspicuously *pilose*: head narrower than the thorax, of a triangular-orbiculate form: thorax transverse, truncate in front, with the angles somewhat rounded: elytra rather longer and nearly as wide as the thorax: abdomen narrower than the elytra, and more than twice as long: *legs ferruginous*: antennæ nearly the length of the thorax, scarcely thickened at the apex, the terminal joint suddenly large, ovate-acute.

Apparently uncommon: found “in dung, near Holme, in August, 1807.”—*Kirby MSS.*

†Sp. 110. punctulata. *Nigra, villosa, supra punctulatissima, clytris pedibus, antennisque basi rufis.* (Long. corp. 1¾ lin.)

Al. punctulata. *Kirby MSS.—Steph. Catal. 265. No. 2705.*

*Black*, clothed with a rather long and conspicuous, somewhat *villose*, *pile*, and very *thickly*, but minutely *punctured*: head narrower than the thorax, suborbiculate: thorax transverse, longer than the head, subtruncate in front, somewhat rounded behind: *elytra* longer and broader than the thorax, convex, rufous, with the base slightly dusky: abdomen above twice the length of the elytra, linear: *legs ferruginous*, the two posterior darker: *antennæ* scarcely shorter than the thorax, rufo-piceous, with the two basal joints testaceous, the apex slightly thickened, with the last joint subconic: palpi with the base pale, the apex black.

Also scarce: found in Suffolk by Mr. Kirby.

Sp. 111. flavicollis. *Rufo-picea, subpubescens, thorace flavescenti, clytris abdominisque cingulo atris, pedibus rufis, antennis nigris.* (Long. corp. 1 lin.)

Al. lunicollis. *Steph. Catal. 265. No. 2706.*

*Rufo-piceous*, slightly pubescent, and glossy: head rather narrower than the thorax, suborbiculate: *thorax* rather *convex*, reddish-yellow, subtruncate in front, narrowed behind: *elytra* *black*, rather wider and longer than the thorax; *abdomen* above twice as long as the thorax, with a *black belt* towards the apex: *legs rufous*: antennæ rather short, stout, incrassated towards the apex, which is obtuse.

Taken at Godstone, in Surrey, and I believe in other parts of the metropolitan district.

Sp. 112. opaca. *Atra, opaca, subpubescens, pedibus rufis, antennis piceis.* (Long. corp. 1 lin.)

Al. opaca. *Steph. Catal. 265. No. 2707.*

Deep *black*, *opaque*, slightly pubescent: head large, rounded, scarcely

narrower than the thorax, the latter obscurely cordate, being a little narrowed behind and rounded, truncate in front: elytra as long as, and rather wider than, the thorax, entirely dull immaculate black: abdomen about twice as long as the elytra, slightly glossy: *legs rufous*: *antennæ piceous*, a little incrassated towards the apex, which is obtuse.

Taken within the metropolitan district.

Sp. 113. *fuscicornis*. *Nigra, nitidiuscula, elytris rufo-piceis, pedibus rufis, antennis rufo-piceis, thorace posticè foveolato.* (Long. corp.  $\frac{1}{3}$  lin.)

Al. *fuscicornis*. *Steph. Catal. 265. No. 2708.*

*Black*, slightly shining, and a little pubescent: head narrower than the thorax, suborbiculate: *thorax* subtruncate in front, rounded behind, with a small fovea in the middle of the posterior margin: *elytra* wider and longer than the thorax, of a pale *rufo-piceous* tint, and slightly convex: abdomen about twice the length of the elytra, with the tip slightly piceous: *legs rufous*: *antennæ rufo-fuscous*, rather short, incrassated towards the apex, which is obtuse.

Found in June near London.

Sp. 114. *glauca*. *Nigra, nitidiuscula, elytris glaucis, abdominisque apice rufo-piceo, pedibus rufis.* (Long. corp. 1 lin.)

Al. *glauca*. *Steph. Catal. 265. No. 2709.*

*Black*, slightly shining, and obscurely pubescent: head a little narrower than the thorax, suborbiculate: *thorax* subtruncate in front, rounded behind, with a very faint foveola in the middle of the base: *elytra* as long as the thorax, and rather wider, slightly *convex*, *glaucous*: *abdomen* above twice as long as the elytra, with the apex *rufo-piceous*: *legs rufous*: *antennæ* black, rather short, stout, thickened exteriorly, with the apex acute.

Also taken in the neighbourhood of the metropolis.

## 2. With the antennæ clavate.

Sp. 115. *picipes*. *Nigra, nitidiuscula, pedibus piceis, antennis subclavatis.* (Long. corp.  $\frac{3}{4}$  lin.)

Al. *picipes*. *Kirby MSS.—Steph. Catal. 265. No. 2710.*

*Black*, rather shining, smooth, somewhat glabrous: head narrower than the thorax, slightly rounded, and a little inflexed: *thorax* scarcely longer than the head, slightly *convex*: *elytra* immaculate, with the outer angle obsoletely emarginated near the apex: *abdomen* thrice as long as the elytra, the apex rather *obtuse*, pilose: *legs pitchy*: *antennæ* nearly as long as the thorax, *thickened exteriorly*, with the terminal joint rather obtuse.

Taken in Norfolk, Suffolk, and near London.

Sp. 116. Pusio. *Atra, nitida, antennis clavatis, basi pedibusque rufescentibus, thorace brevissimo.* (Long. corp.  $\frac{1}{2}$  lin.)

Al. Pusio. Kirby MSS.—Steph. Catal. 265. No. 2711.

*Black, glabrous, shining; head narrower than the thorax, of a triangular orbiculate form: thorax very short, triangular, convex, truncate in front, rounded behind: elytra a little longer and wider than the thorax, slightly pubescent: abdomen about thrice the length of the elytra, acute: legs ferruginous: antennæ shorter than the thorax, the base attenuated, and dull rufous, the apex incrassate and black, the terminal joint globose, subtrinate: palpi rather long, dull rufous.*

Abundant in moss during the winter at Ripley; also "taken at Stanhoe, near Fakenham, in Norfolk."—Kirby MSS.

Sp. 117. pumilis. *Aterrima, brevis, antennis subclavatis, pedibus ferrugineis.* (Long. corp.  $\frac{1}{2}$ — $\frac{2}{3}$  lin.)

Al. pumila. Gravenhorst?—Steph. Catal. 265. No. 2712.

*Very black, shining, glabrous, smooth: head narrower than the thorax, somewhat rounded-triangular; thorax very short, dilated, convex, truncate in front, rounded behind: elytra longer than the thorax, but scarcely wider, convex: abdomen dilated, scarcely twice as long as the elytra: legs ferruginous: antennæ shorter than the thorax, subclavate, ferruginous, with the basal joint very stout: mouth ferruginous.*

Found, not uncommonly, within the metropolitan district.

Sp. 118. fuscipennis. *Nigrina, antennis subclavatis, elytris pedibusque fusciscentibus.* (Long. corp.  $\frac{2}{3}$  lin.)

Al. fuscipennis. Kirby MSS.—Steph. Catal. 266. No. 2713.

*Dusky-black, shining: head narrower than the thorax, scarcely rounded: thorax scarcely longer than the head, subtruncate anteriorly and posteriorly, rather convex: elytra rufo-fuscous, longer and wider than the thorax: abdomen twice as long as the elytra: legs red-brown, or rufous: antennæ scarcely the length of the thorax, subclavate, dusky.*

Less common than the last; found in Suffolk, and near London.

Sp. 119. minutissima. *Piceo-nigra, antennis subclavatis, pedibus ferrugineis.* (Long. corp.  $\frac{1}{2}$  lin.)

Al. minutissima. Kirby MSS.—Steph. Catal. 266. No. 2714.

*Pitchy-black, rather shining, smooth: head narrower than the thorax, subtriangular: eyes slightly prominent: thorax a little longer than the head, shining, convex: elytra longer and a little broader than the thorax: abdomen twice the length of the elytra: legs ferruginous: antennæ shorter than the thorax, subclavate, black.*

This minute species occurs, though sparingly, near Ripley, and also in Suffolk.

D. Thorax angulated behind, on both sides.

Sp. 120. *sordida*. *Nigra, elytris flavis intus basi nigricantibus, pedibus testaceis abdomine conico.* (Long. corp.  $1\frac{1}{2}$  lin.)

Al. *sordida*. Kirby MSS.—*Steph. Catal.* 266. No. 2715.

*Black*, rather shining, slightly pubescent, smooth: head narrower than the thorax, somewhat rounded: thorax longer than the head, subtruncate in front, rounded behind, and dilated: *elytra* scarcely longer and broader than the thorax, *yellowish, with the base dusky within*: abdomen more than twice as long as the elytra, very acute, with the apex reddish: *legs flavescens*, or piceous: antennæ as long as the thorax, rather stout, attenuated at the base.

Not uncommon in damp woody places within the metropolitan district; also found in Norfolk and near Bristol. "Taken by Mr. Jeffreys on the Crwmllyn sand-hills."—*L. W. Dillwyn, Esq.*

Sp. 121. *curvipes*. *Nigra, elytris luridis margine nigris, apice emarginatis, tibiis testaceis, femoribus arcuatis.* (Long. corp.  $1\frac{1}{2}$  lin.)

Al. *curvipes*. Kirby MSS.—*Steph. Catal.* 266. No. 2716.

*Black*, with a scarcely conspicuous ashy pubescence, smooth, and slightly shining: head a little narrower than the thorax, somewhat rounded and inflexed: thorax longer than the head, subtruncate anteriorly, broader, and rounded behind: *elytra* scarcely longer than the thorax, *lurid, with the sides, suture, and base black*, the apex towards the outer angle emarginate, the angle itself mucronate: abdomen scarcely thrice as long as the elytra: *legs pale testaceous*, with the *femora fuscenscent, curved*, dilated and depressed: antennæ longer than the thorax, rather stout, pitchy-black, with the apical joint elongate, rather acute.

Apparently rare: taken in Norfolk and near London, and I believe also in Suffolk.

Sp. 122. *livida*. *Nigra, obscuriuscula, fronte impressâ, thorace canaliculato, elytris antennis basi pedibus anoque livido-testaceis.* (Long. corp.  $1\frac{1}{2}$  lin.)

Al. *livida*. Kirby MSS.—*Steph. Catal.* 266. No. 2717.

*Black*, smooth, rather obscure: head a little narrower than the thorax, rather large, *with a fovea in the middle of the forehead*: mouth pitchy: palpi testaceous: *thorax* rather depressed, scarcely longer than the head, subtruncate in front, rounded behind, *with a longitudinal dorsal channel*: *elytra* depressed, rather longer and wider than the thorax, *livid*: *abdomen* twice the length of the elytra, pitchy-black, *with the apex reddish*; beneath pitchy, with the margins of the segments paler: *legs testaceous*: *antennæ pitchy*, with the

*basal joint testaceous*, about the length of the thorax, slightly thickened at the apex, with the terminal joint ovate-acute.

My specimen of this insect was taken at Bantham, in Devonshire; another is in the collection of A. H. Haworth, Esq.

Sp. 123. *umbrata*. *Obscura, nigricans, elytris piceis emarginatis, pedibus testaceis*. (Long. corp.  $1\frac{1}{2}$  lin.)

Al. *umbrata*. *Gravenhorst.—Steph. Catal. 266. No. 2718.*

*Obscure, dusky*, clothed with a very short dusky-brown pubescence, smooth: head narrower than the thorax, somewhat rounded and inflexed: thorax longer than the head, subtruncate in front, rounded, and broader behind, with an extremely obsolete dorsal line: *elytra* scarcely longer than the thorax, *piceous*, with a notch at the apex towards the outer margin, the angle itself mucronate: abdomen nearly thrice as long as the *elytra*, slightly pubescent: *legs testaceous*: antennæ longer than the thorax, slightly thickened towards the apex, with the terminal joint elongate, rather acute.

Found, not uncommonly, near London; also in Suffolk, Norfolk, and Devonshire.

Sp. 124. *emarginata*. *Piceo-nigra, obscura, subpubescens, elytris piceis emarginatis, pedibus piceo-testaceis, tibiis pallidioribus*. (Long. corp.  $1\frac{1}{2}$  lin.)

Al. *emarginata*. *Kirby MSS.—Steph. Catal. 266. No. 2719.*

*Pitchy-black, obscure*, slightly pubescent: head small, rounded, and inflexed: thorax ample, subtruncate in front, somewhat rounded and widest behind, with an obsolete fovea in the middle of the base: *elytra* about as long as the thorax, but not wider, deep *pitchy*, with a distinct notch at the apex towards the exterior margin, the angle itself mucronate: abdomen nearly thrice as long as the *elytra*: *legs dull pitchy testaceous*, with the *tibiæ* somewhat *paler* and brighter: antennæ *piceous*, longer than the thorax, subfiliform, with the terminal joint elongate-acute.

I have captured this species near London; and it has been taken near Bristol, and in Norfolk and Scotland.

†Sp. 125. *Sheppardi*. *Nigra, elytris piceis, liturâ obliquâ pedibusque ferrugineis*. (Long. corp.  $1\frac{3}{4}$  lin.)

Al. *Sheppardi*. *Kirby MSS.—Steph. Catal. 266. No. 2720.*

*Narrow, black*, slightly pubescent: head half as wide as the thorax, very minutely punctulated, orbiculate: thorax truncate in front, subtruncate behind, extremely minutely punctulated: *elytra* subquadrate, scarcely broader, but a little longer than the thorax, *piceous*, with an *oblique rufous dash* reaching from the shoulder to the suture, the hinder margin with an excision towards the outer angle: abdomen above twice as long as the *elytra*, *pitchy-black*, with the base and apex *paler*: *legs ferruginous*;

antennæ nearly as long as the thorax, rather stout, pitchy-black, with the base slender and rufous, the terminal joint longer, ovate-acute: palpi rufous.

Taken near "Ipswich by the Rev. R. Sheppard."—*Kirby MSS.*

Sp. 126. *erosa*. *Nigra, obscuriuscula, subsericea, corpore dilatato, pedibus fuscis, tarsis pallidis.* (Long. corp.  $1\frac{1}{4}$ — $1\frac{1}{2}$  lin.)

Al. *erosa*. *Kirby MSS.*—*Steph. Catal.* 266. No. 2721.

*Black*, or fuscous-black, depressed, *broad*, with a delicate, decumbent, slightly sericeous, obscure pile, smooth: head inflexed, narrower than the thorax, orbiculate: thorax very wide, subtruncate, with a fovea in the middle behind: elytra nearly as wide as, but longer than, the thorax, with the apex of the hinder margin obliquely notched towards the exterior angle: abdomen twice the length of the elytra, depressed-conic, strongly margined, with the penultimate segment whitish at the apex, the latter terminating in two processes: *legs fuscous, with pale tarsi*: antennæ piceous.

I possess one specimen captured by myself near London; and a second taken in Norfolk.

†Sp. 127. *melanocephala*. *Fusco-picea, obscura, capite nigricante, antennis pedibus anoque dilutionibus.* (Long. corp.  $1\frac{1}{2}$  lin.)

Al. *melanocephala*. *Kirby MSS.*—*Steph. Catal.* 266. No. 2722.

*Piceous*, clothed with a very short, obscure pile: *head* narrower than the thorax, suborbiculate, nearly *black*: thorax transverse, broad, subquadrate, with the angles rather acute, very delicately punctulated, the posterior margin rounded, anteriorly somewhat circular, posteriorly with an obsolete transverse line: elytra transverse, nearly as wide and as long as the thorax, somewhat irregularly and minutely punctulated, rufo-piceous, with a notch behind towards the hinder exterior angle: *abdomen* thrice as long as the elytra, acute, *shining*, the base rufo-piceous, the *apex flavescens*: *legs dulciferruginous*: antennæ shorter than the thorax, *rufo-piceous*, with the base and apex yellowish, rather thickened exteriorly, the apical joint oblong-obtuse.

"Taken in the spring, on fir wood, by Mr. Sheppard."—*Kirby MSS.*

Sp. 128. *brevicornis*. *Nigra, elytris anoque picescentibus, pedibus pallidis, antennis thorace brevioribus.* (Long. corp.  $1\frac{1}{4}$  lin.)

Al. *brevicornis*. *Kirby MSS.*—*Steph. Catal.* 266. No. 2723.

*Black*, somewhat obscure: head triangular-orbiculate, very minutely punctured: thorax transverse, somewhat quadrangular, very minutely and thickly punctured: *elytra* longer, but scarcely wider than the thorax, *fuscous*, thickly punctulated: *abdomen* thrice as long as the elytra, subconic,

with the apex fuscous : legs pale testaceous : antennæ shorter than the thorax, clavate, the basal joint rufescent, the terminal joint longer than the rest, ovate : palpi rufous.

Taken within the metropolitan district ; also in Norfolk and Suffolk.

†Sp. 129. nigro-fusca. *Nigro-fusca, nitidiuscula, capite abdominisque medio nigris, pedibus rufis, antennis brevibus incrassatis.* (Long. corp.  $1\frac{1}{3}$  lin.)

Al. nigro-fusca. Kirby MSS.—Steph. Catal. 266. No. 2724.

Dusky-black, shining, clothed with a very short dull silken pubescence : head much narrower than the thorax, orbiculate, black : thorax truncate in front, somewhat rounded behind, dusky-red, or fuscous, with a very obsolete channel : elytra longer and a little wider than the thorax, subquadrate, fuscous, depressed near the base of the suture, with the apex emarginate towards the exterior angles : abdomen linear, above twice the length of the elytra, black, with the base and apex dull fuscous : legs ferruginous : antennæ shorter than the thorax, stout, fuscous, slightly thickened towards the apex, the intermediate joints subquadrate, the apical one large, oblong, obtuse.

“Taken at Barham, during a flood, in January, 1809.”—  
Kirby MSS.

Sp. 130. ruficornis. *Nitida, fusca, antennis, thoracis lateribus, elytris pedibusque rufo-testaceis, thorace foveâ posticâ.* (Long. corp. 3 lin.)

Al. ruficornis. Gravenhorst.—Steph. Catal. 266. No. 2725.

Fuscous, shining, clothed with a silken pubescence, and very delicately punctured : head black, smaller than the thorax, rounded : thorax a little narrowed in front, truncate, with the sides and base rounded, and testaceous : the latter in the middle with an obsolete transverse fovea : elytra scarcely broader, but much longer than the thorax, rufo-testaceous : abdomen thrice as long as the elytra, with the margins of the segments and the apex testaceous : legs pale testaceous : antennæ dull ferruginous, with the base pale testaceous, a little thickened exteriorly, with the apical joint elongate, conic, acuminate.

This large and conspicuous species is apparently very rare : I have hitherto seen my own specimen only, which was captured in Norfolk by Professor Lindley.

Sp. 131. lata. *Nigricans, obscuriuscula, elytris pedibusque rufo-testaceis, abdominis segmentorum marginibus rufescentibus.* (Long. corp.  $1\frac{1}{2}$  lin.)

Al. lata. Steph. Catal. 266. No. 2726.

Dusky-black, slightly pubescent, broad, rather obscure : head small, inflexed, suborbiculate, black : thorax ample, convex, with a moderately deep fovea in the middle of the hinder margin : elytra longer than the thorax, and



much wider, of a *dull rufo-testaceous*, with the suture dusky, the apex with a deep emargination towards the outer angle, which is acute: *abdomen* about twice as long as the elytra, strongly margined, *black*, with the edges of all the segments *rufescent*: *legs rufo-testaceous*: *antennæ black*, rather elongate, a little incrassated at the apex, which is acute.

Found in Norfolk, and also in Devonshire.

Sp. 132. *pallipes*. *Teretiuscula, rufo-piceis, subpubescens, pedibus pallidioribus, antennarum apice abdomineque supra atris*. (Long. corp.  $1\frac{3}{4}$  lin.)

Al. *pallipes*. *Steph. Catal.* 266. No. 2727.

Somewhat *cylindric, rufo-piceous*, slightly pubescent, and a little obscure: head dusky-piceous, much narrower than the thorax, suborbiculate: thorax convex, pubescent, with a rather deep impressed line behind: elytra shorter than the thorax, but wider, the apex with a slight notch towards the hinder angle: *abdomen above black*, beneath piceous, thrice as long as the elytra: *legs pale testaceous*: *antennæ the same* at the base; *the apex*, which is incrassated, *black*, with the terminal joint conic-acute.

Taken in Devonshire, and there uncommon.

Sp. 133. *acuminata*. *Nigricans, opaca, subpubescens, antennarum basi pedibus anoque ferrugineis, elytris piceis*. (Long. corp.  $1\frac{1}{3}$ — $\frac{3}{4}$  lin.)

Al. *acuminata*. *Steph. Catal.* 266. No. 2728.—Al. *opaca*, var. *Gravenhorst, Mi.* 89?

*Dusky, opaque*, slightly pubescent: head dusky-black, small, suborbiculate: thorax ample, dusky, the front subtruncate, the base somewhat sinuated, with a faint fovea in the middle: *elytra* longer than the thorax and wider, *dull piceous*, the apex with a slight notch towards the outer angle: *abdomen* about twice as long as the elytra, *with the apex*, and occasionally the margins of the segments, *rufescent*: *legs ferruginous*: *antennæ piceous*, with the base *ferruginous*; the apex a little incrassated, elongate-subconic.

Not very rare within the metropolitan district: I have also obtained specimens from the neighbourhood of Bristol.

E. Thorax short, scarcely longer than the head; head rhombic: elytra transverse.

Sp. 134. *fasciata*. *Nigra, abdomine supra rufo fasciâ nigrâ, elytris basi pedibusque testaceis, thorace posticè bipunctato*. (Long. corp.  $\frac{3}{4}$  lin.)

Al. *fasciatus*. *Marsham.*—Al. *fasciata*. *Steph. Catal.* 266. No. 2729.

*Dilated, black*, shining, smooth: head nearly as wide as the thorax, subrhomboid: *thorax very short*, truncate in front, rounded behind, rather flat, with two punctures at the base: elytra longer and wider than the thorax, rather flat, black, with the base dull rufous: *abdomen* twice the length of the elytra, *above rufous*, with a *black fascia* towards the apex: legs testaceous:

antennæ scarcely as long as the thorax, piceous, with the base testaceous, a little thickened exteriorly, with the terminal joint ovate-acute: eyes prominent: mouth and palpi rufous.

In the boletus of the ash within the metropolitan district; and also in Devonshire, Norfolk, and Suffolk: not very common.

Sp. 135. nana. *Atra, antennis, elytris pedibus anoque rufis, thorace posticè bipunctato.* (Long. corp.  $\frac{3}{8}$  lin.)

St. nanus. *Paykull.*—Al. nana. *Steph. Catal.* 266. No. 2730.

*Black, shining:* head a little narrower than the thorax; the latter a little truncate in front, rounded behind, with the margin itself rather pale, with two punctures: *elytra* rather broader and longer than the thorax, dull rufous, with the outer posterior angle fuscous: *abdomen black, with the apex alone rufous: legs livid: antennæ the same,* rather long, and thickened exteriorly.

Var. ?  $\beta$ . Al. angustata.—*Steph. Catal.* 266. No. 2731.—Narrower; but in other respects similar to the foregoing: probably the other sex.

Found in boleti; not very common. “Once taken abundantly in an agaric.”—*Kirby MSS.*

Sp. 136. polita. *Atra, glaberrima, nitida, antennis ore pedibusque pallidis, abdomine dilatato.* (Long. corp.  $\frac{3}{8}$  lin.)

Al. polita. *Gravenhorst.*—*Steph. Catal.* 266. No. 2732.

*Deep black, very glabrous, shining, and smooth:* head almost as wide as the thorax, suborbiculate: *mouth pale:* thorax very short, scarcely longer than the head, somewhat rounded: *elytra* broader, but scarcely longer than the thorax, pitchy-black: *abdomen* oblong, broad, scarcely twice as long as the *elytra:* *legs pale* testaceous: *antennæ* scarcely the length of the thorax, thickened exteriorly, pale testaceous, with the terminal joint very short, turbinate-acute.

Also taken in boleti: rare near London. “In boleti near Hull.”—*Kirby MSS.* “Near Swansea.”—*L. W. Dillwyn, Esq.*

Sp. 137. pallicornis. *Nigra, nitidiuscula, elytris pedibus antennisque pallidis, abdomine testaceo cingulo atro.* (Long. corp.  $\frac{3}{8}$  lin.)

Al. pallicornis. *Steph. Catal.* 266. No. 2733.

*Black, shining, slightly pubescent:* head narrower than the thorax, produced in front, subtriangular: thorax subtruncate in front, rounded behind, with two minute punctures: *elytra* pale testaceous, with the outer margins fuscous, rather wider than the thorax, and longer: *abdomen also testaceous, with a black belt* towards the apex: *legs pale: antennæ also very pale,* scarcely thickened exteriorly, with the last joint acute.

Found by myself within the metropolitan district.

Sp. 138. *latissima*. *Lata, testacea, capite thorace, elytrorum apice abdominisque cingulo atris, thorace subcanaliculato posticè bipunctato.* (Long. corp. 1 lin.)

Al. *latissima*. *Steph. Catal.* 266. No. 2734.

*Broad, dilated, testaceous, shining: head subtriangular, narrower than the thorax, black: thorax also black, small, with the hinder margins slightly livid, the disc with a faint impressed line, and two minute punctures at the base: elytra broad, longer than the thorax, testaceous, with the apex pitchy-black: abdomen about twice as long as the elytra, testaceous, with the antepenultimate segment black at the base, the apex conic: legs and antennæ pale testaceous, the latter thickened at the apex, with the terminal joint obtuse.*

Taken near Hertford, but apparently very rare.

Sp. 139. *marginata*. *Rufo-picea, obscuriuscula, elytris pallidioribus, antennis pedibusque pallidis, abdomine lato, nigro, argutè marginato.* (Long. corp.  $1\frac{1}{2}$  lin.)

Al. *marginata*. *Steph. Catal.* 266. No. 2735.

*Rufo-piceous, somewhat obscure: head dusky, small, subrhomboid: thorax scarcely orbiculate, convex, truncate in front, rounded behind, with a slight impression at the base: elytra broad, pale rufo-piceous, with the hinder angles rather darker, much wider and longer than the thorax: abdomen broad, conic, black, very strongly margined: legs pale rufo-testaceous: antennæ the same, gradually thickening to the apex, rather long, with the terminal joint obtuse.*

Also taken within the metropolitan district, but rare.

F. Thorax broad; very much larger than the head, which is small: elytra transverse; antennæ stout.

a. *Elytra black.*

Sp. 140. *concolor*. *Nigra, pubescens, dilatata, elytris fusco-cinerascentibus, pedibus brunneis.* (Long. corp.  $1\frac{3}{4}$ — $2\frac{1}{4}$  lin.)

Al. *concolor*. Kirby MSS.—*Steph. Catal.* 266. No. 2736.—Al. *moesta*. *Gravenhorst*, 96?

*Black, pubescent, broad, slightly shining: head much narrower than the thorax, rounded: thorax ample, subtruncate in front, rounded behind; the disc convex: elytra very short, immaculate, rather densely pubescent, the pubescence of an ashy-brown: abdomen broad, recurved, shining: legs brown: antennæ rather short, thickened a little exteriorly, with the apical joint acute.*

Not uncommon, beneath carcasses, and in dung, &c. near London, and in Suffolk. "Near Swansea, by Dr. Leach."—*L. W. Dillwyn, Esq.*

Sp. 141. *nigrina*. *Nigra, nitidiuscula, subpubescens, antennis pedibusque piceis.*  
(Long. corp.  $1\frac{3}{4}$  lin.)

Al. *nigrina*. Kirby MSS.—Steph. Catal. 266. No. 2737.

*Black, rather shining, somewhat smooth, pubescent: head narrower than the thorax, subcordate: thorax scarcely longer than the head, truncate in front, rounded behind: elytra longer and wider than the thorax, immaculate, pubescent: abdomen linear, thrice as long as the elytra, with the apex rather obtuse: legs pitchy: antennæ pitchy-black, as long as the thorax, thickened exteriorly, with the terminal joint ovate-acute.*

Found in Suffolk, and near London; but uncommon.

Sp. 142. *immaculata*. *Nigra, nitidiuscula, pubescens, immaculata, thorace obsolete bilineato.* (Long. corp.  $1\frac{3}{4}$ —2 lin.)

Al. *immaculata*. Kirby MSS.—Steph. Catal. 266. No. 2738.

*Black, rather glossy, pubescent, smooth, somewhat dilated: head narrower than the thorax, a little inflexed and subcordate: thorax scarcely longer than the head, truncate in front, rounded behind, with two very obsolete lines: elytra immaculate, rather longer and wider than the thorax: abdomen above thrice the length of the elytra, with the apex obtuse: legs black, with the tarsi reddish: antennæ nearly as long as the thorax, pitchy-black, thickened exteriorly, with the terminal joint conic.*

Not rare within the metropolitan district; and in Suffolk and Devonshire.

Sp. 143. *bilineata*. *Atra, nitidiuscula, subpubescens, immaculata, pedibus piceo-ferrugineis, thorace crebrius punctatâ, arcâ mediâ lævissimâ, striâ punctatâ utrinque inclusâ.* (Long. corp. 2 lin.)

Al. *bilineata*. Gyllenhal.—Steph. Catal. 266. No. 2739.

*Linear, black, slightly shining, and a little pubescent: head rounded, very glossy: thorax rather narrowed in front and truncate, rounded behind, above convex, rather thickly punctulate, with a smooth space on the disc, bordered on each side with a stria of irregular punctures: elytra slightly shining, immaculate black: abdomen rather wider and longer than the elytra, thickly punctured: legs rusty-piceous: antennæ scarcely as long as the thorax, pitchy-black, and thickened exteriorly.*

Apparently rare: found in Suffolk, and near London.

Sp. 144. *agilis*. *Nigra, nitida, subpubescens, thorace punctato disco lævi, tarsis rufis.* (Long. corp.  $2\frac{1}{2}$  lin.)

Al. *agilis*. Kirby MSS.—Steph. Catal. 267. No. 2741.

*Black, shining, slightly pubescent, broad: head inflexed, orbiculate, much narrower than the thorax, sparingly punctate, with the occiput smooth: thorax truncate in front, rounded behind, with the sides sparingly punctured,*

*the disc smooth*, bounded by a double row of punctures on each side: elytra blackish-brass, distinctly punctured, and wider than the thorax: abdomen thick, recurved, as wide as the elytra, and thrice as long, with the penultimate segment narrowly edged with white: *legs black; tarsi reddish*: antennæ short, stout, rather slender at the base, with the terminal joint conic-acute.

Not common; found near London, and also at “Hunstanton, in Norfolk.”—*Kirby MSS.*

Sp. 145. *sericea*. *Nigra, nitida, punctata, densè sericeo pubescens, geniculis tarsisque rufis.* (Long. corp.  $1\frac{1}{2}$  lin.)

Al. *sericea*. *Leach MSS.—Steph. Catal. 266. No. 2740.*

*Black, shining, pubescent*, rather *thickly* and deeply *punctured*: head rounded, much narrower than the thorax: the latter transversely-orbiculate, subtruncate in front, rounded behind: elytra wider and longer than the thorax, densely pubescent, the pubescence cinerascens: abdomen stout, glossy, above thrice as long as the thorax: *legs black, with the joints and tarsi reddish*: antennæ deep fuscous-black, slightly thickened at the apex, with the terminal joint rather longest, acute.

Found in Devonshire, and near London.

†Sp. 146. *Cursor*. *Nigra, nitida, antennis basi tibiis tarsisque rufis.* (Long. corp.  $1\frac{3}{4}$  lin.)

Al. *Cursor*. *Kirby MSS.—Steph. Catal. 267. No. 2742.*

Deep *black, shining*, pubescent: head inflexed, narrower than the thorax, suborbiculate, punctate: thorax nearly orbiculate, punctate, with the sides deflexed, very delicately margined: elytra longer and wider than the thorax, distinctly punctate: abdomen above twice as long as the elytra: *legs rufescent*, with the *femora pitchy*, the anterior ones paler: *antennæ* nearly as long as the thorax, *with the apex incrassated*, and the *three basal joints rufous*.

Taken in Devonshire; and I believe in Suffolk.

Sp. 147. *Morion*. *Nigra, nitidiuscula, dilatata, pedibus piceo-ferrugineis.* (Long. corp.  $\frac{2}{4}$ — $1\frac{1}{4}$  lin.)

Al. *Morion*. *Gravenhorst.—Al. minutula. Steph. Catal. 267. No. 2743.*

*Broad, black*, slightly shining, and delicately pubescent: head orbiculate, narrower than the thorax; the latter rather longer than the head, subtruncate in front, rounded behind, convex, with a very obsolete impression at the base: elytra as long and rather wider than the thorax, with an obscure pubescence, punctulate: abdomen above twice as long as the elytra, and nearly as wide, a little narrowed towards the apex: *legs rufous*.

*piceous, or ferruginous*: antennæ nearly as long as the thorax, thickened exteriorly, with the terminal joint ovate-acute.

Not uncommon in the vicinity of the metropolis; also “near Hunstanton, in Norfolk.”—*Kirby MSS.* “Taken plentifully on the Crwmllyn sand-hills by Mr. Jeffreys.”—*L. W. Dillwyn, Esq.*

b. *Elytra pitchy.*

Sp. 148. *fumata. Atra, nitida, subpubescens, antennæ elytrisque fusco-piceis, pedibus anoque rufis.* (Long. corp.  $1\frac{1}{4}$  lin.)

Al. *fumata. Gravenhorst.—Steph. Catal. 267. No. 2744.*

*Black, shining, slightly pubescent*: head suborbiculate, narrower than the thorax: *thorax* very much *punctulated*, broader than long: *elytra* very short, thickly punctured, *fusco-piceous*: abdomen thrice as long as the elytra, with the apex piceous: *legs dusky-ferruginous*: antennæ shorter than the thorax, *piceous*, with the base rufous: palpi also piceous.

Occasionally taken near London; also in Suffolk.

Sp. 149. *puncticollis. Nigra, nitidiuscula, subpubescens, antennæ piceis, pedibus rufis, thorace elytrisque punctulatissimis.* (Long. corp.  $1\frac{1}{2}$  lin.)

Al. *puncticollis. Kirby MSS.—Steph. Catal. 267. No. 2745.*

*Black, shining, slightly pubescent*: head narrower than the thorax, subcordate, and slightly deflexed: *thorax* scarcely longer than the head, beneath a lense very *thickly punctulated*: *elytra* nearly as long as the thorax, also very much *punctulated*, immaculate: abdomen above thrice as long as the elytra, with the apex obtuse: *legs rufous*: antennæ *piceous*, with the base rufous, slightly thickened exteriorly, with the apical joint turbinate.

Also found near London, and in Suffolk.

Sp. 150. *villosula. Nigra, villosula, elytris submarginatis, elytris antennisque piceis, pedibus testaceis.* (Long. corp.  $1\frac{1}{2}$  lin.)

Al. *villosula. Kirby MSS.—Steph. Catal. 267. No. 2746.*

*Black, slightly shining, smooth, somewhat villose*: head narrower than the thorax, scarcely rounded: *thorax* a little longer than the head, subtruncate in front and behind: *elytra* rather longer and wider than the thorax, dull rufous, or *pitchy-red*, with the apex towards the outer angle *slightly notched*, the angle itself submucronated: abdomen about thrice as long as the elytra, somewhat rounded: *legs testaceous*, with the femora fuscous: antennæ *pitchy-red*, with the base paler, as long as the thorax, sensibly incrassate, with the terminal joint ovate.

Found within the metropolitan district, and in Suffolk.

†Sp. 151. *fulvicornis*. *Nigra, antennis pedibus, anoque rufis, elytris rufo-piceis, brevissimis punctulatis.* (Long. corp.  $1\frac{1}{2}$  lin.)

Al. *fulvicornis*. *Kirby MSS.—Steph. Catal. 267. No. 2727.*

*Black, rather shining, smooth, slightly pubescent: head a little narrower than the thorax, rounded: thorax scarcely longer than the head, transverse, subtruncate in front and behind: elytra scarcely longer than the thorax, but rather wider, slightly villose, punctulated, pitchy-red, a little dusky at the base: abdomen thrice as long as the elytra, with the apex rufous: legs rufous: antennæ shorter than the thorax, rufous, thickened exteriorly, the articulations short, closely applied, the extreme one largest, acute: mouth and palpi rufous.*

Taken in Suffolk.

†Sp. 152. *erythroceras*. *Nigra, antennis pedibusque anoque rufescentibus, elytris piceis, suturâ rufâ.* (Long. corp. 1 lin.)

Al. *erythroceras*. *Steph. Catal. 267. No. 2748.*

*Black, rather shining, slightly pubescent, smooth, rather broad: head a little narrower than the thorax, rounded: thorax scarcely longer than the head, subtruncate in front, and a little narrowed, rounded behind, rather convex: elytra scarcely so long as the thorax, but broader, rather convex, with an obscure pubescence, dull pitchy-red, with the suture broadly rufous: abdomen above twice the length of the elytra, pitchy-black, with the margins of the segments pale, and the apex pale rufous: legs also rufous: antennæ shorter than the thorax, thickened exteriorly, rufous, with the terminal joint rather elongate.*

Found, I believe, in Suffolk.

Sp. 153. *rufipes*. *Atra, nitidiuscula, pedibus ferrugineis, elytris piceis.* (Long. corp.  $1\frac{1}{2}$  lin.)

Al. *rufipes*. *Kirby MSS.—Steph. Catal. 267. No. 2749.*

*Black, slightly shining, and somewhat glabrous, smooth: head a little narrower than the thorax, subcordate, and inflexed: thorax scarcely longer than the head, subtruncate in front, with the angles deflexed, rounded and broader behind: elytra scarcely longer than the thorax, but wider, slightly pubescent, pitchy: abdomen linear, thrice as long as the elytra: legs ferruginous: antennæ as long as the thorax, with the base attenuated, the apex slightly thickened, somewhat pubescent, with the terminal joint subovate.*

Taken near London, and in Suffolk.

c. *Elytra spotted.*

Sp. 154. *lanuginosa*. *Atra, pubescens, elytris apice tarsisque rufis.* (Long. corp. 2 lin.)

Al. *lanuginosa*. *Gravenhorst.—Steph. Catal. 267. No. 2750.*

*Black*, slightly *pubescent*, very much punctulated, and shining: head inflexed, suborbiculate: *thorax* as in *Al. immaculata*, but *impunctate*: *elytra* also similar, but *with the apex rufous*: abdomen linear, twice as long as the *elytra*: *legs pitchy-black*, with the *tarsi rufous*: antennæ longer than the *thorax*, piceous.

Frequent within the metropolitan district; also found in Suffolk, Norfolk, &c. “Not uncommon, near Swansea.”—*L. W. Dillwyn, Esq.* “South Creek.”—*Rev. T. Skrimshire.*

Sp. 155. *bimaculata*. *Atra, nitida, dilatata, elytris puncto triangulari rufo.* (Long. corp.  $2\frac{1}{2}$  lin.)

*Al. bimaculata*. *Kirby MSS.—Steph. Catal. 267. No. 2751.*

*Black*, rather shining, smooth, slightly pubescent, *dilated*: head about half the width of the *thorax*, somewhat inflexed, and subcordate: *thorax* truncate in front, with the angles inflexed, rounded behind, somewhat convex: *elytra* shorter than the *thorax*, *with a distinct triangular rufous spot behind* near the suture: abdomen above thrice the length of the *elytra*, with the apex obtuse: legs black: antennæ scarcely so long as the *thorax*, slightly thickened exteriorly, pubescent, black, subserrate on either side, with the terminal joint large and acute.

Also abundant within the metropolitan district. “In the neighbourhood of Swansea by Dr. Leach.”—*L. W. Dillwyn, Esq.*

Sp. 156. *bipunctata*. *Nigra, nitidiuscula, elytris maculâ apicis pedibusque rufis, abdomine subconico.* (Long. corp.  $1\frac{1}{2}$  lin.)

*Al. bipunctata*. *Gravenhorst.—Steph. Catal. 267. No. 2752.*

Rather broad, *black*, somewhat glossy, smooth, slightly pubescent: head minute, subcordate, somewhat inflexed: *thorax* truncate in front, with the angles deflexed, rounded behind, *dilated*, and rather convex: *elytra* as long as the *thorax*, *dusky*, *with an obscure subtriangular rufous spot*, near the inner angle of the apex: abdomen thrice as long as the *elytra*, *subconic*: legs *pale rufous*: antennæ as long as the *thorax*, slightly incrassated at the apex, and subserrate on each side, pubescent, with the terminal joint rather elongate-ovate.

Found near London and Bristol; also in Norfolk and Suffolk. “Near Swansea.”—*L. W. Dillwyn, Esq.*

Sp. 157. *terminata*. *Nigra, nitidiuscula, dilatata elytris apice rufis, pedibus piceis.* (Long. corp.  $2\frac{1}{4}$  lin.)

*Al. terminata*. *Kirby MSS.—Steph. Catal. 267. No. 2753.*

*Black*, slightly shining and pubescent, smooth, *dilated*: head rather narrower than the *thorax*, subinflexed, subcordate: *thorax* truncate in front, with the angles deflexed, rounded behind, rather convex: *elytra* shorter than the



thorax, with the apex dull red: abdomen above thrice as long as the elytra, with the apex obtuse: legs pitchy, the anterior palest; antennæ nearly as long as the thorax, villosulous, slightly incrassate exteriorly, and subserrate on both sides, the articulations short, the terminal one longest, and rather obtuse.

Taken in the vicinity of Bristol, and in Suffolk.

Sp. 158. nitida. *Nigra, nitida, elytris puncto obscuro rufo.* (Long. corp.  $1\frac{1}{4}$ — $1\frac{1}{2}$  lin.)

Al. nitida. *Gravenhorst.*—*Steph. Catal.* 267. No. 2759.

Somewhat narrow, black, shining, smooth, delicately pubescent: head narrower than the thorax, subcordate, slightly inflexed: thorax scarcely longer than the head, very shining, truncate in front, rounded, and rather wider behind: elytra nearly as long as the thorax, with a rounded obscure rufous dot near the apex towards the suture: abdomen thrice as long as the elytra, with the apex rather obtuse: legs entirely pitchy-black: antennæ slightly incrassated at the apex, but not serrated.

More abundant than the foregoing: found in the neighbourhood of the metropolis; also in Devonshire, Norfolk, and Suffolk.

Sp. 159. velox. *Atra, nitida, punctulata, capite thoraceque disco lavibus, elytris apice internè tarsisque rufis.* (Long. corp.  $1\frac{3}{8}$  lin.)

Al. velox. *Kirby MSS.*—*Steph. Catal.* 267. No. 2755.

Black, shining, punctulated, glabrous: head narrower than the thorax, orbiculate, sparingly punctured, with the disc smooth: thorax truncate in front, and narrowed, rounded behind, the sides sparingly punctured, the disc longitudinally smooth, with a punctured stria on each side: elytra shorter than the thorax, and scarcely wider, pilose, rufous, the base and outer margins dusky: abdomen as wide as the thorax, and thrice as long: legs black; tarsi reddish: antennæ thickened exteriorly, shorter than the thorax, obscure, with the base shining piceous, the terminal joint ovate-obtuse.

Taken near London, and in Norfolk, “near Hunstanton.”—*Kirby MSS.* “On Crwmllyn-burrows.”—*L. W. Dillwyn, Esq.*

Sp. 160. Cursor. *Atra, nitida, læviuscula, elytris punctulatis angulo interno apicis rufo.* (Long. corp.  $1\frac{1}{2}$ — $1\frac{3}{4}$  lin.)

Al. Cursor. *Kirby MSS.*—*Steph. Catal.* 267. No. 2756.

Deep black, shining, smooth, slightly pubescent: head much less than the thorax, of a triangular-orbiculate form: thorax rather broader than long, subtruncate in front, rounded behind: elytra scarcely longer than the thorax, or broader, more pubescent, punctulated, with the inner angles of the apex broadly rufous: abdomen above twice the length of the elytra, with the apex rather acute: legs entirely black: antennæ shorter than the thorax,

stout, attenuated at the base, with the intermediate joints transverse, the terminal one conic and longer.

Not uncommon throughout the metropolitan district: found also in Suffolk, Norfolk, Devonshire, and near Bristol.

Sp. 161. *dorsalis*. *Nigra, nitida, subpunctulata, elytris apice internè pedibusque rufis*. (Long. corp.  $1\frac{3}{4}$  lin.)

Al. *dorsalis*. *Steph. Catal. 267. No. 2757.*

*Shining black, slightly punctulate, and pubescent*: head small, subinflexed, and nearly cordate: thorax ample, subtruncate in front, with the angles deflexed, the disc smooth, behind somewhat rounded: *elytra* short, *pitchy*, with the *inner angle* at the apex dull *rufous*: abdomen rather broad, slightly acute at the apex, thrice as long as the *elytra*: *legs* dull *rufous*: antennæ *pitchy*, a little thickened exteriorly, with the terminal joint acuminate.

Taken within the metropolitan district.

d. *With the elytra rufous.*

Sp. 162. *fuscipes*. *Nigra, nitidiuscula, dilatata, subpubescens, elytris rufis, extus nigris, tibiis rufis*. (Long. corp.  $3-3\frac{1}{2}$  lin.)

St. *fuscipes*. *Paykull.*—Al. *fuscipes*. *Steph. Catal. 267. No. 2758.*

*Black, rather shining, dilated, smooth, slightly pubescent*: head small, subinflexed, cordate: thorax truncate in front, with the angles deflexed, rounded behind, and dilated: *elytra* shorter than the thorax, *bright red* towards the suture, *exteriorly black*: wings black, with the base white: abdomen four times as long as the *elytra*, obtuse, recurved: legs rufo-piceous, with the femora dusky: antennæ pubescent, serrate on both sides, slightly thickened exteriorly, the articulations short, the exterior one somewhat acuminate.

Variable in size, and slightly so in the colour of the legs and *elytra*; according to the state of maturity.

Extremely abundant, beneath decaying carcasses, in dung, &c. throughout the metropolitan district; also abundant in Suffolk and Devonshire.

Sp. 163. *sanguinea*. *Nigra, elytris pedibusque sanguineis, antennæ basi rufis*. (Long. corp.  $1\frac{1}{2}$  lin.)

Al. *sanguineus*. *Linné?*—*Steph. Catal. 267. No. 2759.*

*Black, smooth, rather shining*: head narrower than the thorax, inflexed, subcordate: thorax scarcely longer than the head, truncate in front, rounded behind: *elytra* longer than the thorax, and wider, dull *blood-red*: abdomen thrice as long as the *elytra*, recurved, rather stout, very convex beneath: *legs dull red*: antennæ longer than the head, thickened exteriorly, acute, *black, or pitchy, with the base rufous*.

Found with the preceding, but scarce.

Sp. 164. *rufipennis*. *Nigra, pubescens, nitidiuscula, antennis basi et apice, elytris pedibusque rufis.* (Long. corp. 1 lin.)

Al. *rufipennis*. Kirby MSS.—*Steph. Catal.* 269. No. 2760.

*Pitchy-black*, slightly shining, *pubescent*, somewhat punctured: head scarcely narrower than the thorax, somewhat rounded: thorax scarcely longer than the head, subtruncate in front, with the angles deflexed, rounded behind: *elytra* rather longer and wider than the thorax, *rufous*; wings white: abdomen linear, above twice as long as the *elytra*, the terminal segment conic, with the apex truncate: *legs rufous*, with the *posterior femora fuscous*: *antennæ* scarcely longer than the thorax, *piceous*, with the base and apex *rufous*, thickened exteriorly, with the apical joint rather short, obtuse.

Also rare; taken near the metropolis, and in Suffolk.

Sp. 165. *celer*. *Nigra, nitidiuscula, subpubescens, pedibus elytrorumque liturâ apicibusque rufis.* (Long. corp.  $\frac{3}{4}$  lin.)

Al. *celer*. Kirby MSS.—*Steph. Catal.* 267. No. 2761.

*Black*, rather shining, slightly *pubescent*: head triangular-orbiculate, scarcely punctured: thorax anteriorly truncate, rounded behind, minutely punctured: *elytra* shorter than the thorax, and wider, punctulated, *pitchy-black*, with a recurved *testaceous-yellow streak*, united to an obscure *rufous* patch at the apex: abdomen subconic, above thrice as long as the *elytra*, *pitchy-black*, with the margins of the segments and the extreme tip slightly *rufous*: *legs livid-testaceous*: *antennæ* shorter than the thorax, stout, pilose, *pitchy-black*, thickened exteriorly, with the apical joint oblong-obtuse.

Found, but rarely, near London; and likewise in Suffolk.

Sp. 166. *lugens*. *Nigra, nitidiuscula, subpubescens, elytris, antennis basi pedibus anoque rufis.* (Long. corp.  $1\frac{1}{4}$  lin.)

Al. *lugens*. Gravenhorst.—Al. phæopa. *Steph. Catal.* 267. No. 2763.

*Black*, rather shining, smooth, slightly *pubescent*: head small, somewhat inflexed and subcordate: thorax truncate in front, with the angles deflexed, rounded behind, and rather convex: *elytra* scarcely the length of the thorax, *reddish*: *legs pale rufous*: *abdomen* thrice as long as the *elytra*, *pitchy-black*, with the apex obtuse and *reddish*: *antennæ* nearly as long as the thorax, *pubescent*, *pitchy*, with the base *reddish*, serrate on both sides, slightly thickened at the apex, with the articulations short, the apical one acute.

Very rare apparently: taken in Norfolk, and I believe also in Suffolk.

e. *Pale or rufous; the elytra concolorous.*

Sp. 167. Daltoni. *Subdilatata, ferruginea, aut castanea, nitidiuscula, pedibus dilutioribus.* (Long. corp.  $2\frac{1}{2}$ — $3\frac{1}{4}$  lin.)

MANDIBULATA. VOL. V. 31ST MAY, 1832.

Al. Daltoni. *Kirby MSS.*—N. G. Daltoni. *Steph. Catal.* 268. No. 2768.  
 Var. ?—Al. Simsii. *Steph. Catal.* 268. No. 2764?

Slightly dilated, *ferruginous or chestnut*, rather shining and pubescent: head subcordate, minutely inflexed, rather darker in colour than the rest of the body, very obsolete punctulated: thorax broader than long, shining, punctured, dilated, rounded behind, subtruncate and emarginate in front, with the anterior angles somewhat rounded; elytra rather longer, but scarcely wider than the thorax, more pubescent, and very thickly punctulated: abdomen broad, recurved, with the sides strongly margined, the back rather flat, the under side convex: legs rather pale, with the four anterior femora flavescent: antennæ as long as the thorax, pilose, a little thickened towards the apex, the terminal joint ovate-acute.

Very rare: specimens have been taken in March, beneath moss, in Charlton-wood, Kent; and one at "Copgrove, in Yorkshire, by Mr. Dalton."—*Kirby MSS.*

G. With the thorax broad, subangulated behind on each side:  
 antennæ thick.

Sp. 168. *limbata*. *Fusco-nigra, thorace lineato, pectore margine elytrorum pedibusque rufescentibus, antennarum articulo extimo elongato.* (Long. corp. 2—2½ lin.)

St. *limbatus*. *Paykull.*—Al. *limbata*. *Steph. Catal.* 268. No. 2765.

*Fuscous-black*, shining, very smooth, with a silken pubescence: head narrower than the thorax, subcordate: *thorax* longer than the head, truncate in front, emarginate, and a little narrowed, rounded behind, somewhat depressed, smooth, with an obsolete longitudinal dorsal line: *breast reddish: elytra* scarcely longer than the thorax, but wider, smooth, with the entire margin *rufous*: abdomen scarcely twice as long as the elytra, black, with the apex reddish: legs *rufous*: antennæ rather shorter than the thorax, pitchy-black, with the base and apex reddish, incrassate exteriorly, with the terminal joint thick elongate, compressed.

Not uncommon in the neighbourhood of the metropolis: found also in Norfolk and Suffolk.

Sp. 169. *divisa*. *Nigra, obscura, elytris pedibus palpisque testaceis, thorace lineâ mediâ longitudinali impressâ.* (Long. corp. 2 lin.)

St. *divisus*. *Marsham.*—Al. *divisa*. *Steph. Catal.* 268. No. 2766.

*Black, obscure*: head somewhat triangular: *thorax* transverse-subquadrate, subtruncate in front, rounded behind, with a longitudinal furrow in the middle, deepest posteriorly: *elytra* rather longer and wider than the thorax, dull testaceous: *abdomen* both above and beneath entirely black and shining, about twice as long as the elytra: *legs pale testaceous: antennæ black*, with

the base testaceous, the apex slightly incrassated, with the terminal joint rather elongated and acute.

Not common: found within the metropolitan district in the spring.

Sp. 170. humeralis. *Nigricans, thorace canaliculato, pedibus, pectore, abdomine basi ut apice elytrorumque humeris ferrugineis.* (Long. corp.  $2\frac{1}{2}$ —3 lin.)

Al. humeralis. *Gravenhorst?*—*Steph. Catal.* 268. No. 2767.

*Black, shining, dusky:* head subtriangular, black: *thorax* broad, wider than the head, but scarcely longer, depressed, dusky, with a very short, silken pubescence, subquadrate, with a dorsal furrow behind, somewhat margined, the front forming the segment of a circle: *elytra* scarcely as long as the thorax, but rather wider, very minutely punctured, dusky, with the shoulders rufous: *abdomen* above twice the length of the elytra, ferruginous, with a broad black belt towards the apex: breast, epigastrium, and legs rufous: *antennæ* piceous, longer than the thorax, thickened exteriorly, with the terminal joint moderate, ovate-acute: *palpi* rufous.

Taken near London, and in Suffolk and Norfolk; also in the west of England.

Sp. 171. funesta. *Nigra, nitida, palpis antennis pedibusque fuscis, thorace postice puncto impresso.* (Long. corp.  $2\frac{1}{2}$  lin.)

Al. funesta, var. *Gravenhorst, Mon.* 168.

*Black, shining:* head smaller than the thorax, subtriangular: *thorax* rather wider than long, somewhat convex, with a small impression in the middle of the hinder margin, which is rounded: *elytra* very delicately punctate, black, with a griseous pubescence: *abdomen* deep glossy-black, with the margins of the central segments rather testaceous: legs pitchy-fuscous, with the tibiæ anteriorly and the tarsi paler: *antennæ* rather long, fusco-piceous, with the base reddish, slightly incrassated towards the apex, with the terminal joint elongate, subacute: *palpi* fuscous.

This and the three preceding species appear to form a good genus.

I possess a single example of this conspicuous insect, which I believe was captured by myself at Hertford.

#### GENUS CCCCXCII.—ENCEPHALUS, Kirby MSS.

*Antennæ* geniculated, short, considerably incrassated at the apex, the basal joint robust, rather short; second slender, elongate, third very short, the remainder gradually stouter, the four last forming an elongate club. *Palpi* short, maxillary with the terminal joint acute: head inflexed, small, somewhat rounded: *thorax* transverse, convex, very short and broad, sub-emarginate in front, with the angles inflexed, rounded behind, with the base closely applied to that of the elytra, these last very short, transverse,

depressed: *scutellum* very broad: *abdomen* very broad, concave above, with the sides strongly margined, the apex very obtuse: *legs* short: *tibiæ* simple; slightly setose: *tarsi* slender.

The great width and comparative brevity of the only known species of this genus, combined with its depressed form, and the faculty it possesses of rolling itself into a ball, like an *Agathidium*, or rather in a manner peculiar to itself—its head being applied to the breast, and its abdomen to the thorax—at once point out the propriety of detaching it from the host of *Aleocharæ*, with which it was at first associated.

Sp. 1. complicans. PLATE XXVI. f. 4.—*Ater, nitidus, glaberrimus, coleoptris disco, antennis pedibusque castaneis, abdomine obtusissimo.* (Long. corp.  $\frac{2}{3}$ — $\frac{3}{4}$  lin.)

En. complicans. Kirby MSS.—*Steph. Catal.* 268. No. 2769.

Deep black, very shining and glabrous, smooth: head narrower than the thorax, rounded, inflexed: thorax short, convex; elytra flat, broader and rather longer than the thorax, castaneous, with the sides and apex black: abdomen above twice as long as the elytra, very broad, concave above, with the sides strongly margined, beneath convex, the apex very obtuse; legs chestnut: antennæ the same.

The elytra are sometimes entirely of an immaculate pitchy-black.

On the 1st of January, 1825, I met with six specimens of this apparently scarce insect, in a small quantity of moss, collected at the foot of an old wall near Ripley: it has also been “taken near Great Blakenham, Suffolk. This is a very singular little animal, in some circumstances agreeing with *Agathidium*; by applying closely its head to its breast, and covering its elytra with its abdomen, it assumes the appearance of a minute shining black stone.”—*Kirby MSS.* “Marton-lodge, not uncommon.”—*Rev. G. T. Rudd.*

#### GENUS CCCCXCIII.—CALLICERUS, *Gravenhorst.*

*Antennæ* 11-jointed, the basal joint rather stout, elongate, subclavate, second and third short, obconic, six following equal, transverse or rounded-turbinate, penultimate cylindrical elongate, terminal as long again, also cylindrical. *Palpi* maxillary biarticulate, with the terminal joint very large, campanulate, truncate at the apex: *head* orbiculate, convex behind: *eyes* lateral, hemispheric: *thorax* suborbiculate: *elytra* very short, with the apex obliquely truncate: *abdomen* rather flat above, with the sides strongly margined: *legs* slender; *tibiæ* unarmed.

The very much elongated terminal joint of the antennæ of *Calli-cerus*, united to its biarticulate palpi, respecting which Mr. Kirby remarks that in Mr. Spence's specimen he could not detect any minute joint at the apex, as in *Aleochara*, sufficiently point out the distinctions of this genus.

†Sp. 1. Spencii. *Nigra, obscura, thorace punctis duobus obsoletis impressis, pedibus piceis.* (Long. corp.  $1\frac{1}{4}$  lin.)

Ca. Spencii. *Kirby MSS.—Steph. Catal. 268. No. 2770.*

Black, with a very short obscure pubescence, rather smooth: head orbiculate, with a frontal fovea between the eyes: mouth rufo-piceous: thorax with a very obsolete dorsal channel, and on each side an obsolete fovea: elytra subquadrate: abdomen linear, with the apex obtuse: legs reddish, with the femora fuscous: antennæ nearly as long as the thorax, with the terminal joint rather acute.

“Once taken in England by Mr. Spence.”—*Kirby MSS.*

#### GENUS CCCCXCIV.—MEGACRONUS\* *mih*i.

*Antennæ* rather long, 11-jointed, mostly thickened towards the apex, the basal joint elongate, incrassated exteriorly, the second short, obconic, the third elongate, also obconic, the seven following very short, nodose, the next or terminal one more or less elongate-cylindric, obtuse, or subconic. *Palpi* filiform, incrassate, with the terminal joint longer than the preceding, subacuminate: *head* small, rounded, sometimes inflexed: *thorax* transverse, with the hinder angles rounded: *elytra* broad: *abdomen* elongate, subconic, with the apex setose: *legs* moderate; *tibiæ* externally spinose.

Like the preceding genus, the terminal joint of the antennæ, at least in the type, is remarkably long, cylindric, and obtuse; the palpi are filiform, with the apical joint longer than the preceding, and subacuminate; the body generally slender, elongate, attenuated at each end, with the surface usually smooth, having only a few large impressed punctures.

Sp. 1. analis. *Ater, nitidus, elytris pedibus, anoque testaceis, antennis fuscis articulis primis et ultimo testaceis.* (Long. corp.  $2\frac{1}{2}$ —3 lin.)

St. analis. *Olivier.—Me. analis. Steph. Catal. 268. No. 2771.*

*Black*, shining, smooth, glabrous: head subcordate, with the mouth and palpi rufous: *elytra* rather elongate, *rufous*, with punctured striæ: scutellum

---

\* Μεγα, magnus, ακρων, extremitas membri.

rufo-piceous: *abdomen* thrice as long as the *clytra*, pilose, with the *apex* bright *rufous*: *legs rufous*: *antennæ* pilose, and thickened exteriorly, piceous, with the *four basal joints* and the *terminal one* (which is thrice as long as the others) *testaceous*.

Not very uncommon in the neighbourhood of the metropolis, frequenting woods, beneath mosses and decayed leaves, &c., during the spring; also found near Bristol, and in Devonshire and Suffolk. "On Crwmllyn-burrows."—*L. W. Dillwyn, Esq.*

Sp. 2. *rufipennis*. *Latiùs, ater, nitidus, clytris pedibus anoque sanguineo-rufis, antennis fuscis, articulis tribus primis et duabus ultimis testaceis.* (Long. corp.  $3\frac{1}{2}$  lin.)

Me. *rufipennis*. *Steph. Catal.* 268. No. 2772.—*Ta. analis, var. media. Gravenhorst, Mon.* 31.

*Black, shining, glabrous: head rounded: mouth dull rufous: thorax with two impressed points in front: clytra bright sanguineous-red, with three obsolete punctured striæ: abdomen with the apex alone rufous: legs rufous: antennæ piceous, with the three basal joints and the two apical ones testaceous, the terminal one itself as long again as the others.*

I cannot conceive this insect to be a mere variety of the foregoing, as supposed by Gravenhorst; as, exclusively of the superiority of bulk and the diversity of colour in the antennæ, the terminal joint of the latter is of totally different proportions in the two insects; and in this country the present species appears to be very rare, whereas the foregoing is not uncommon.

I possess a single example of this species, captured by myself many years since near London.

Sp. 3. *merdarius*. *Ater, nitidus, thorace, clytris ano pedibusque testaceis, antennis fusco-piceis, articulis quatuor bascos, et ultimo pallide testaceis.* (Long. corp.  $2\frac{1}{2}$  lin.)

St. *merdarius*. *Olivier.*—Me. *merdarius*. *Steph. Catal.* 268. No. 2773.

*Black, shining, glabrous: head rounded; mouth piceous: thorax very glossy, rufous, punctured as in the preceding species; scutellum rufous: clytra with very obsoletely punctured striæ, dull rufous: abdomen dusky black, with the apex rufo-ferruginous: legs elongate, pale rufo-testaceous: antennæ pitchy-fuscous, with the four basal joints and the terminal one pale testaceous.*

Apparently rare: taken near London, and in Norfolk.

Sp. 4. *castaneus*. *Rufo-castaneus, nitidus, capite antennarumque medio piceis, clytris obsoletissimè tristriatis.* (Long. corp.  $2\frac{1}{2}$  lin.)

Me. *castaneus*. *Steph. Catal.* 268. No. 2775.



Shining *castaneous-red*: *head rounded, piceous*: *mouth very smooth and glossy, with two obsolete punctures in front*: *elytra less glossy, with three faint punctured striæ*: *abdomen rather dusky at the base, the margins of the segments and the apex castaneous*: *legs pale testaceous: antennæ with the five basal joints and the terminal one pale, the remainder piceous, the apical one rather small.*

Found in Norfolk, and within the metropolitan district.

Sp. 5. *cernuus*. *Nigro-piceus, nitidus, antennarum basi pedibus, ore, elytris, segmentorumque marginibus anoque rufescentibus.* (Long. corp. 3 lin.)

Ta. *cernuus*. *Gravenhorst*.—*Me. cernuus*. *Steph. Catal.* 268. No. 2774.

Shining, *pitchy-black*, smooth: *head rounded*; *mouth rufous*: *thorax black or castaneous, with four dorsal impressions, two anteriorly and two near the middle*: *elytra castaneous, dusky towards the scutellum, each with three obsolete punctured striæ*: *abdomen above thrice as long as the elytra, black, with the margins of the segments and the apex rufescent*: *legs rufo-ferruginous*: *antennæ fuscous, with the three basal joints rufous, the terminal one slightly longer than the others.*

Also rare: found near London, and in the New Forest.

Sp. 6. *nitidus*. *Piceo-castaneus, nitidus, capite abdominisque basi piceis, antennis filiformibus, tarsis posticis longissimis, elytris crebrè punctatis.* (Long. corp. 3¼ lin.)

*Me. nitidus*. *Steph. Catal.* 268. No. 2776.

*Broad, pitchy-chestnut*, shining: *head inflexed, pitchy*; *mouth and palpi testaceous*: *thorax wide, glossy castaneous, impunctate*: *elytra less glossy, thickly and rather deeply punctured throughout, the punctures irregularly scattered*: *abdomen pitchy at the base, with the two apical segments rufo-castaneous*: *legs pale testaceous*; *the posterior tarsi very long and slender*: *antennæ elongate, filiform, piceous, with the base and apex testaceous.*

This and the following species differ greatly from the others of the genus, especially by having the antennæ very slender, with the terminal joint short and acute: the elytra deeply punctured, instead of striated, and the body and hinder tarsi considerably elongated, the latter very slender.

Taken near London, and at Gravesend.

Sp. 7. *formosus*. PLATE XXVI. f. 5.—*Gracilis, rufus, capite abdomineque, excepto ano, nigris, elytris vagè punctatis.* (Long. corp. 3½ lin.)

Ta. *formosus*. *Gravenhorst, Micropt.* 32.—*Me. atriceps*. *Steph. Catal.* 268. No. 2777.

*Slender, bright rufous*, shining: *head black*: *thorax rather fuscous, with four dorsal punctures, two in front towards the margin, and the others near the middle*: *elytra rufo-fuscous, irregularly, but distinctly, punctured throughout, and very sparingly pubescent*: *abdomen pilose, black, with the*

*two last segments*, and apex of the penultimate one, *rufous*: legs *rufous*: *antennæ filiform*, *fuscous*, with the *two basal joints paler*.

Very rare in England: taken near Swansea, and I believe within the metropolitan district.

GENUS CCCCXCV.—ISCHNOSOMA\* *mihi*.

*Antennæ* stout, 11-jointed, distinctly thickened towards the apex, the basal joint large, elongate, obconic; second short, nodose; third elongate, obconic; slender at the base; the remainder shorter than the second, and gradually stouter, truncate at the apex, the terminal one being ovate-obtuse, or slightly acuminate. *Palpi maxillary* with the third joint large and swollen, the apical one minute and subulated: *head* small, elongate: *thorax* ample, as wide as the *elytra* behind, the latter punctate-striate: *abdomen* slender, elongate, setose: *legs* short; *tibiæ* spinose.

*Ischnosoma* may be readily distinguished from the preceding genus (with which it has great similarity in habit) by the slender attenuated body, and especially by the diversity in the structure of the palpi, which have the third joint swollen, with the terminal joint minute and subulated; whereas in *Megaeronus* the terminal joint is longer than the third, and acuminate, with the preceding one of similar bulk at the base: notwithstanding which, the two genera have been recently reunited, with the following genus, which differs in other points, under the general name *Bolitobius*, than which nothing can be more unnatural. The species of the present genus are found in grassy places during the summer.

Sp. 1. *splendens*. *Ater, nitidus, elytris, ano pedibusque rufis, elytris lineâ mediâ e punctis impressis*. (Long. corp.  $2\frac{1}{2}$  lin.)

St. *splendens*. *Marsham*.—*Is. splendens*. *Steph. Catal.* 268. No. 2778.

Shining, *black*, smooth, glabrous: head very glossy, suborbiculate: thorax narrowed in front, dilated, and truncate behind: *elytra bright sanguineous-red*, each with a *stria* composed of punctures: *abdomen* twice as long as the *elytra*, with the tip *rufo-ferruginous*: legs *rusty-testaceous*: *antennæ* clavate, *black* the base slender, *testaceous*.

Apparently scarce: I possess the original specimens from the Marshamian Collection, and one that I captured near London; it has also been taken in Suffolk.

---

\* *Ισχνος*, gracilis, *Σωμα*, corpus.

Sp. 2. *tenuis*. *Ater, nitidus, thorace pedibus elytrorumque apicibus rufis.*  
(Long. corp.  $1\frac{3}{4}$  lin.)

St. *tenuis*. *Fabricius*.—Is. *tenuis*. *Steph. Catal.* 269. No. 2779.

*Black, very glossy, smooth, and glabrous: head subcordate, with the mouth piceous: thorax testaceous: elytra rather elongate, piceous, with the apex rufous, each with a punctured stria: abdomen pilose, twice as long as the elytra, with the margins of the segments dull rufous: legs rufous: antennæ longer than the thorax, piceous, with the base paler, the apex slightly thickened.*

Also rare: found within the metropolitan district, in Norfolk, and near Bristol. "Found beneath bark in Jan. 1804."—*Kirby MSS.*  
"On Crwmllyn-burrows."—*L. W. Dillwyn, Esq.*

Sp. 3. *lepidus*. *Niger, nitidus, glaber, ore, antennarum basi, pedibusque rufo-testaceis, capite rotundato, elytris striis tribus punctatis.* (Long. corp.  $1\frac{3}{4}$  lin.)

Ta. *lepidus*. *Gravenhorst*.—Is. *lepidus*. *Steph. Catal.* 269. No. 2780.

*Black, shining, glabrous: head rounded, very glossy; mouth reddish: thorax pitchy-black, with two impressions at the base: elytra also pitchy-black, with the hinder margin more or less rufescent, the disc of each with three punctured striæ: abdomen linear, with the apex and margins of the segments obscure rufous: legs rufo-testaceous: antennæ dusky, with the base rufescent, the apex thickened, the apical joint ovate-obtuse.*

Taken near Hertford and Bristol, and in Norfolk and Suffolk.

Sp. 4. *punctato-striatus*. *Niger, lævissimus, antennis pedibus anoque rufis, elytris sanguineis, striis tribus punctatis.* (Long. corp.  $1\frac{1}{2}$  lin.)

St. *punctato-striatus*. *Paykull*.—Is. *punctato-striatus*. *Steph. Catal.* 269. No. 2781.

*Black, very smooth, and glossy: head small: mouth rufescent: palpi rufous: thorax rufo-piceous, or black, with the edge rufescent: elytra sanguineous, each with three punctured striæ, and the lateral margin dusky: abdomen above twice as long as the elytra, with the apex rufous: legs testaceous: antennæ the same, pilose, with the extreme joint short.*

Rare: found near London, and in Norfolk.

Sp. 5. *clavicornis*. *Niger, nitidus, thorace elytris pedibusque rufis, antennis subclavatis.* (Long. corp.  $1\frac{3}{4}$ —2 lin.)

Ta. *clavicornis*. *Kirby MSS*.—Is. *clavicornis*. *Steph. Catal.* 269. No. 2782.

*Black, shining, smooth, and glabrous: head subcordate, piceous, with the mouth paler: thorax testaceous: elytra rufo-testaceous, longer than the thorax, each with a stria composed of punctures: abdomen above twice as long as the elytra, with the extreme tip reddish: legs rufo-testaceous:*

*antennæ* subclavate, black, with the base rufous, the intermediate joints transverse, the apical one obtuse.

Apparently very rare: I have one specimen only taken by myself near London; it also occurs in Suffolk.

Sp. 6. splendidus. *Niger, nitidissimus, elytris basi pedibus anoque rufis, elytris striâ punctorum.* (Long. corp.  $2\frac{1}{4}$  lin.)

Ta. splendidus. *Gravenhorst.*—Is. splendidus. *Steph. Catal.* 269. No. 2783.

Black or piceous, very smooth and glossy, glabrous: head inflexed, subtriangular, with the mouth rufous: thorax very delicately margined, compressed in front, rounded behind: *elytra* rufous, with the outer posterior portion black, a faint line near the suture, and an obscure stria, composed of about five punctures, on each, in the middle: abdomen above twice as long as the elytra, piceous, with the margins of the segments and the apex obscure rufous: legs rufous: *antennæ* piceous, with the base and apex pale, the terminal joint ovate-acute.

This species is also scarce; and is found within the metropolitan district.

Sp. 7. melanurus. *Ater, levissimus, pedibus testaceis, elytris sanguineis lineâ mediâ punctorum impressorum.* (Long. corp.  $1\frac{1}{2}$  lin.)

Ta. melanurus. *Kirby MSS.*—Is. melanurus. *Steph. Catal.* 269. No. 2784.

Deep black, very glossy and smooth, glabrous: head suborbiculate: thorax black: *elytra* bright blood-red, each with a stria composed of punctures: abdomen about twice the length of the elytra, entirely black; or with the extreme tip sometimes dull rufous: legs testaceous: palpi and *antennæ* black, the base of the latter sometimes piceous.

Not very uncommon in the neighbourhood of the metropolis; also found in Devonshire, and in Suffolk.

Sp. 8. brunneus. *Rufo-brunneus, capite abdominisque apice nigris, elytris striâ punctorum.* (Long. corp.  $1\frac{1}{2}$  lin.)

St. brunneus. *Marsham.*—Is. brunneus. *Steph. Catal.* 269. No. 2785.

Rufous-brown, very smooth, and shining: head black: thorax rufous: *elytra* the same, each with a central stria composed of punctures, the extreme tip somewhat fuscous: abdomen above twice as long as the elytra, with the apex black: legs rufous: *antennæ* the same, thickened exteriorly.

From the Marshamian Collection.

Sp. 9. rufescens. *Rufus, capite antennisque piceis, elytris striis quatuor punctorum.* (Long. corp.  $1\frac{1}{2}$ — $1\frac{3}{4}$  lin.)

Ta. rufescens. *Kirby MSS.*—Is. rufescens. *Steph. Catal.* 269. No. 2786.

Short, glossy, *rufescent*, smooth, and glabrous: *head* suborbiculate, *piceous*: *thorax* testaceous: *elytra* the same, each with four *striæ* composed of very minute punctures: *abdomen* scarcely longer than the *elytra*, *fuscuscent*: *legs* testaceous, the posterior tarsi as long as the *tibiæ*: *antennæ* *piceous*, with the *base* testaceous, the apical joint obturbinate.

Found in Norfolk and in Suffolk; and I believe also near London.

Sp. 10. punctus. *Oblongus, rufo-testaceis, nitidus, glaber, capite nigro, pectore, abdomine elytrorumque tristriatarum margine fusco-piceis.* (Long. corp.  $1\frac{3}{4}$  lin.)

Ta. punctus. *Gravenhorst.*—Is. punctus. *Steph. Catal.* 269. No. 2787.

Oblong, *rufo-testaceous*, shining, glabrous: *head* rounded, *black*, with the mouth and palpi *rufo-testaceous*: *thorax* *rufous*, impunctate; breast *fuscuscent*: *elytra* shining, *rufo-testaceous*, with the *lateral margin* *dusky*, each with three punctured *striæ*: *abdomen* *fusco-piceous*, with the *apex* *rufescent*: *legs* *rufous*: *antennæ* *fusco-piceous*, with the *base* and the *terminal joint*, which is *ovate-acuminate, testaceous*.

Taken near London, and in Suffolk.

#### GENUS CCCXCVI.—BOLITOBIIUS, *Leach MSS.*

*Antennæ* moderate, 11-jointed, very slender at the base, distinctly incrassated towards the apex, the basal joint elongate, slightly bent and subclavate, second and third shorter, of nearly equal length, slender, subconic; six following shorter and stouter, increasing to the apex; the terminal one oblong-ovate. *Palpi* rather long, filiform, *maxillary* with the terminal joint equal in length to the preceding, and subacuminated: *head* small, sometimes slightly elongate: *thorax* transverse, with the hinder angles rounded: *body* slender, elongate, attenuated at both ends: *elytra* for the most part with obsolete *striæ*: *abdomen* conic, setose behind: *legs* moderate; *tibiæ* spinose, with long spurs at the apex of the four posterior.

*Bolitobius* agrees with *Megacronus* in having the palpi filiform, but they are very slender, and longer in proportion; from that genus, however, the elongate head and gracility of the antennæ, the terminal joint of which is not elongated, as well as the liveliness of the colouring, and the generally maculated *elytra*, readily distinguish it. The species almost universally reside in boleti and fungi.

Sp. 1. *lunulatus.* *Rufus, nitidus, capite, pectore abdominisque apice nigris, elytris nigro-cæruleis, basi tota, margineque apicis rufo-testaceis.* (Long. corp. 2—3 lin.)

*St. lunulatus.* Linné.—Donovan, xv. pl. 532. f. 1.—*Bo. lunulatus.* Steph. *Catal.* 269. No. 2788.

*Rufous*, glabrous, smooth, and shining: *head* elongate, *black*: *thorax* throughout of a very bright glossy red: *elytra blue-black*, with the *base entirely*, and the posterior margin narrowly *testaceous*: *scutellum red*: *breast* and the apex of the *abdomen black*: *legs pale rufo-testaceous*: *antennæ* with the four basal joints *rufo-testaceous*, the six following *black*, the terminal one *dusky*.

Not uncommon in the gills of fungi at Coombe-wood, near Darent, Hertford, and other parts of the metropolitan district. Taken also in Norfolk, Suffolk, Devonshire, &c. “Near Swansea, not common.”—*L. W. Dillwyn, Esq.*

Sp. 2. *atricapillus.* Rufus, nitidus, capite, pectore scutello, abdominisque apice nigris, elytris nigro-cæruleis, lunulâ humerali apicque pallidis. (Long. corp.  $2\frac{1}{2}$ —3 lin.)

*St. atricapillus.* Fabricius.—*Bo. atricapillus.* Steph. *Catal.* 269. No. 2789.

*Rufous*, glabrous, smooth, and very glossy: *head* narrow, elongate, *black*: *mouth testaceous*: *thorax* shining, immaculate red: *scutellum black*: *elytra blue-black*, with a *lunate spot on the shoulder*, and the hinder margin whitish, the disc with three faint striæ of punctures: *breast black*: *abdomen* with the two apical segments *black*, the penultimate with a pale edge: *legs* entirely pale testaceous: *antennæ* with the four basal joints *rufo-testaceous*, the six following *black*, the terminal one pale testaceous.

Much less abundant than the preceding: found within the metropolitan district, and also near Bristol.

Sp. 3. *trimaculatus.* Rufus, capite pectoreque nigris, thoracis disco abdomineque fuscis, elytris testaceis, angulo apicis exteriore punctoque ante scutellum nigricantibus. (Long. corp. 2—3 lin.)

*St. trimaculatus.* Paykull.—*Bo. maculatus.* Steph. *Catal.* 269. No. 2790.

*Rufous*, shining, glabrous, smooth: *head* subovate, *black*: *thorax* with the disc *fuscous* or *dusky*, very glossy: *elytra testaceous*, with two crenulated striæ, the region of the suture and the outer apex *dusky* or *black*: *abdomen fuscous*, with the margins of the segments a little rufescent, the apex *pilose*: *legs* pale testaceous: *antennæ* *dusky*, with the base *rufous*.

The disc of the thorax is sometimes entirely rufous; but the comparative bulk of the insect will readily serve to distinguish it from its allies.

Not uncommon in boleti, &c. within the metropolitan district; also found in Somersetshire, Norfolk, Suffolk, and Devonshire. “Swansea and the Penllergare woods.”—*L. W. Dillwyn, Esq.*

Sp. 4. apicalis. *Rufescens, capite pectoreque atris, thoracis disco abdomineque fuscis, elytris testaceis, angulo apicis exteriore nigro.* (Long. corp. 2—2½ lin.)

Bo. apicalis. *Steph. Catal.* 269. No. 2791.

*Rufescent, smooth, glabrous, and shining: head deep black: thorax very glossy, the disc fuscous: elytra pale testaceous, with two crenulated striæ, the outer apex with a black patch; the disc immaculate: abdomen rufo-fuscous, with the apex rather paler: legs very pale testaceous: antennæ rufous at the base, with the apex fuscous.*

Taken within the metropolitan district.

Sp. 5. melanocephalus. *Rufo-testaceus, capite atro, antennis apice fusciscente.* (Long. corp. 3 lin.)

St. melanocephalus. *Marsham.*—Bo. melanocephalus. *Steph. Catal.* 269. No. 2792.

*Rufo-testaceous, shining, smooth, and glabrous: head subovate, deep black: thorax bright testaceous, slightly convex, and very glossy: elytra entirely pale testaceous, with two faint crenate striæ: abdomen also immaculate testaceous: breast rufescent: legs pale testaceous: antennæ rufescent, with the apex dusky.*

Also found within the metropolitan district, and in other parts of the country; but apparently rare. “Near Swansea.”—*L. W. Dillwyn, Esq.*

Sp. 6. angularis. *Elongatus, rufo-testaceus, capite piceo, thorace immaculato, elytris angulo apicis exteriore atro, abdomine testaceo, pedibus pallidis.* (Long. corp. 2 lin.)

Bo. angularis. *Steph. Catal.* 269. No. 2793.

*Elongate, rufo-testaceous, shining, and smooth: head piceous: thorax immaculate, rufo-testaceous: elytra pale rufo-testaceous, with two obscure crenulated striæ, the extreme outer apex black: abdomen testaceous, with the base of each segment slightly fuscous: legs pale testaceous: antennæ testaceous, with the apex dusky.*

Found near London, and in Devonshire; but not common.

Sp. 7. ochraceus. *Ochraceo-rufus, capite, abdominis apice, anguloque exteriore elytrorum atro-piceis.* (Long. corp. 1½ lin.)

Al. ochraceus. *Steph. Catal.* 269. No. 2794.

*Ochraceous-red, very shining, and smooth: head subovate, pitchy-black: thorax immaculate: elytra with two faint crenulated striæ, the outer apex with a pitchy-black patch: abdomen very acute, ochraceous-red, with the apex pitchy-black: legs entirely pale testaceous: antennæ the same.*

Also taken within the metropolitan district, but rare.

Sp. 8. bimaculatus. *Rufo-fuscus, capite piceo, pedibus elytrisque pallide-testaceis, his angulo apicis fusco, antennarum apice rufo-piceo.* (Long. corp.  $1\frac{1}{2}$  lin.)

Bo. bimaculatus. *Steph. Catal. 270. No. 2795.*

*Slender, red-brown, shining, smooth: head piceous: thorax immaculate: elytra pale-testaceous, with two faintly cremulated obscure striæ, the outer apex with a more or less obsolete fuscous spot: abdomen pale, immaculate: legs very pale testaceous: antennæ rufescent, with the apex rufo-piceous.*

Found near London, and in Norfolk; and also in the vicinity of Bristol.

Sp. 9. pygmæus. *Nigro-piceus nitidus, thoracis limbo elytrisque testaceis, his angulo apicis fusco, pedibus pallidis.* (Long. corp.  $1\frac{1}{3}$  lin.)

Ox. pygmæus. *Fabricius.*—Bo. pygmæus. *Steph. Catal. 270. No. 2796.*

*Pitchy-black, shining: head ovate, black: thorax with the disc piceous, the margins testaceous: elytra also testaceous, with the outer angle fuscous, the disc with two faint punctured striæ: abdomen with the margins of the segments broadly rufo-testaceous: legs elongate, very pale: antennæ testaceous, with the apex fuscous.*

Not uncommon in boleti near London, in Devonshire, Norfolk, Suffolk, and near Bristol. “On the Crwmllyn sand-hills.”—*L. W. Dillwyn, Esq.*

Sp. 10. marginalis. *Nigro-piceus nitidus, thoracis limbo elytrisque pallide testaceis, his margine maculâque apicis fuscis.* (Long. corp.  $1\frac{1}{4}$  lin.)

Bo. marginalis. *Steph. Catal. 270. No. 2797.*

*Pitchy-black, shining, smooth: head black, ovate: thorax with the margins broadly pale testaceous: elytra very pale testaceous, with a spot on the outer angle and the lateral margins fuscous: abdomen piceous, with the apex rather paler, and the margins of the segments rufescent: legs pale: antennæ with the base testaceous, the apex dusky.*

Apparently somewhat rare: I have specimens captured by myself near London, and others from the vicinity of Plymouth.

Sp. 11. thoracicus. *Nigro-piceus, capite atro, thorace rufo, elytris pallide testaceis apice fusco, pedibus albidis.* (Long. corp.  $1\frac{1}{3}$  lin.)

Ox. thoracicus. *Fabricius?*—Bo. thoracicus. *Steph. Catal. 266. No. 2798.*

*Pitchy-black, shining, smooth: head ovate, black: thorax rufous: elytra pale testaceous, with the apex fuscous: abdomen piceous, with the margins of the segments pale testaceous: legs whitish: antennæ rufescent, with the apex black.*

Found within the metropolitan district.



Sp. 12. nitidulus. *Angustior, rufo-testaceus, nitidus, capite piceo, elytris immaculatis, abdomine piceo-fusco, pedibus pallidis.* (Long. corp.  $1\frac{1}{3}$  lin.)

Bo. nitidulus. *Leach MSS.—Steph. Catal. 270. No. 2799.*

*Narrow, rufo-testaceous, shining, smooth: head ovate, pitchy, with the base slightly rufescent: thorax bright immaculate rufous: elytra also immaculate, faintly punctate-striate: abdomen pitchy-brown, with the margins of the segments rufescent: legs pale testaceous: antennæ testaceous, with the apex piceous.*

Rather scarce: found in boleti in Battersea fields, and near Ripley.

Sp. 13. brunnipennis. *Rufo-testaceus, nitidus, capite abdomineque fuscis, hoc segmentorum marginibus testaceis, elytris rufo-brunneis, immaculatis.* (Long. corp.  $1\frac{1}{2}$  lin.)

Bo. brunnipennis. *Steph. Catal. 270. No. 2800.*

*Rufo-testaceous, shining, smooth: head fuscous: thorax with a faint central fuscous cloud, the margin clear rufo-testaceous: elytra immaculate reddish-brown, with two faintly punctured striæ: abdomen fuscous, with the margins of the segments testaceous: legs pale testaceous: antennæ the same, with the apex fuscous.*

Taken within the metropolitan district.

Sp. 14. discoideus. *Nigro-piceus, nitidus, capite atro, thorace piceo, limbo testaceo, elytris rufo-testaceis, immaculatis, pedibus pallidis.* (Long. corp.  $1\frac{1}{2}$  lin.)

Bo. discoideus. *Steph. Catal. 270. No. 2801.*

*Pitchy-black, shining, smooth: head black, ovate: thorax piceous, with the margins testaceous: elytra rufo-testaceous, immaculate, with two faint punctured striæ: abdomen with the margins of the segments broadly testaceous: legs pale: antennæ piceous, with the base pale.*

Also taken within the metropolitan district.

Sp. 15. biguttatus. *Ater, nitidus, antennis basi, pedibus, elytrorumque humeris pallidis.* (Long. corp.  $1\frac{1}{3}$  lin.)

Ta. biguttatus. *Kirby MSS.—Bo. biguttatus. Steph. Catal. 270. No. 2802.*

*Black, shining, very smooth, and glabrous: head suborbiculate: thorax subtruncate behind, with the lateral margins piceous: elytra longer and wider than the thorax, with the shoulders pale; the suture slightly elevated: abdomen about the length of the elytra, with the apex piceous or reddish: legs pale: antennæ shorter than the thorax, rather stout, attenuated and pale at the base, the six terminal joints black, the apical one subovate, and rather obtuse.*

Not uncommon in boleti at Hertford and in Suffolk; found also in Norfolk and in Devonshire.

Sp. 16. *ruficollis*. *Niger*, *thorace rufo, segmentorum abdominis marginibus pedibusque testaceis, elytris fuscis, apice rufo.* (Long. corp.  $1\frac{1}{2}$  lin.)

Bo. *ruficollis*. *Steph. Catal.* 270. No. 2803.

*Black, shining, glabrous, rather slender: head suborbiculate: thorax bright immaculate, rufous: elytra fuscous, with the apical half pale rufous: abdomen punctate, with the margins of the segments broadly testaceous: legs entirely testaceous: antennæ incrassate at the apex, dusky, with the base pale.*

Found in Norfolk, and occasionally within the metropolitan district.

Sp. 17. *piciceps*. *Niger*, *thorace pedibusque rufo-testaceis, capite piceo, elytris rufescentibus, basi nigricanti.* (Long. corp.  $1\frac{1}{2}$  lin.)

Bo. *piciceps*. *Steph. Catal.* 270. No. 2804.

*Black, shining, elongate: head piceous, subtriangular: thorax immaculate rufotestaceous: elytra dull reddish, with the base dusky: abdomen black, with the extreme apex slightly rufescent: legs pale rufous: antennæ the same, with the apex dusky.*

Taken near London in the spring.

†Sp. 18. *Simpsoni*. *Ater*, *antennis pedibusque ferrugineis, elytris vix thorace longioribus.* (Long. corp.  $1\frac{1}{4}$  lin.)

Bo. *Simpsoni*. *Spence? MSS.—Bo. Simpsoni.* *Steph. Catal.* 270. No. 2805.

*Black, shining, smooth: head minute, triangular-orbiculate, glabrous; mouth pale: eyes large: thorax subemarginate in front, transverse, and widened behind: elytra scarcely longer or broader than the thorax, very finely punctured, and faintly emarginated at the apex towards the outer angle: abdomen twice as long as the elytra: legs and antennæ ferruginous, the latter subfiliform: palpi elongate, rufous, with the apex fuscous.*

Taken "in Yorkshire by Mr. Simpson."—*Kirby MSS.*

#### GENUS CCCCXCVII.—TACHYPORUS, *Gravenhorst.*

*Antennæ moderate, 11-jointed, increasing to the apex, the basal joint longest, obconic, the three following oblong, slender, the remainder shorter, stouter, the terminal one being the largest, ovate-acuminate. Palpi moderate, with the terminal joint minute, subulate, the penultimate one incrassate and swollen: head small, retracted within the thorax, which is ample, emarginate in front, and truncate behind, the base as wide as that of the elytra, the latter moderate: body short, obtuse in front: abdomen conic-obtuse, setose behind: legs slender: tibiæ spinose.*

From *Bolitobius* the insects of the present genus may be known

known by the dissimilarity in the structure of the palpi, as well as by the diversity of their general form, and their colouring; exclusively of the proportions of the joints of the antennæ, their almost universally impunctate elytra, and other less evident characters. Their manners are also slightly different, inasmuch as they are found less exclusively in fungi, &c.

A. With the body generally elongated, and slender.

Sp. 1. *diffinis*. *Testaceus, brevis abdomine fuscescente, elytris planiusculis*. (Long. corp.  $\frac{3}{4}$  lin.)

Ta. *diffinis*. Kirby MSS.—Steph. Catal. 270. No. 2806.

*Testaceous*, smooth, rather *obscure*: head rufo-testaceous, inflexed: thorax truncate in front and behind, scarcely widened posteriorly: *elytra flat*, scarcely as long as the thorax: *abdomen* barely twice the length of the elytra, *fuscous*, the apex scarcely pilose: legs pale: antennæ not longer than the thorax, thickened exteriorly, with the terminal joint ovate-acute.

Not common: found occasionally within the metropolitan district, and in Suffolk and Devonshire.

Sp. 2. *testaceus*. *Linearis, testaceus, abdomine obscuriori*. (Long. corp.  $1\frac{1}{2}$  lin.)

Oxy. *testaceus*. Fabricius.—Te. *testaceus*. Steph. Catal. 270. No. 2807.

Slender, nearly *linear*, *testaceous*, very glossy and smooth, glabrous: head rather broad, subtriangular: thorax somewhat narrowed: elytra entirely pale testaceous, rather wider and longer than the thorax: *abdomen* twice as long as the elytra, *dusky* testaceous, or dull rufo-testaceous: legs pale: antennæ flavescent, longer than the thorax, slightly incrassated exteriorly.

More abundant than the last: found near London, and in Norfolk and Suffolk.

Sp. 3. *flavicornis*. *Testaceus, nitidissimus, abdomine fuscescente*. (Long. corp.  $1\frac{3}{4}$  lin.)

Ta. *flavicornis*. Kirby MSS.—Steph. Catal. 270. No. 2808.

Rufo-testaceous, very shining and smooth, glabrous, somewhat depressed, sublinear: head small, subtriangular; eyes black: thorax rather narrow, immaculate: elytra also immaculate: *abdomen rufo-fuscous*, pilose: legs pale: antennæ *fulvous*: longer than the thorax, slightly thickened exteriorly.

Taken in Suffolk.

Sp. 4. *nitidus*. *Rufo-testaceus, oculis nigris, capite abdomineque fusco-piceis*. (Long. corp.  $1\frac{1}{2}$  lin.)

St. *nitidulus*. Olivier?—Ta. *nitidus*. Steph. Catal. 270. No. 2809.

MANDIBULATA. VOL. V. 31ST MAY, 1832.

N

*Rufo-testaceous*, very shining, glabrous: *head rufo-piceous*; eyes black: *thorax* pale, immaculate, rufo-testaceous: *elytra* of a deeper hue, also immaculate: *abdomen* pitchy-brown: legs pale testaceous: *antennæ* pale testaceous, with the apex rather darker.

Also found in Suffolk.

Sp. 5. *livens*. *Niger, nitidus, antennis basi elytris pedibus thoracisque margine lividis*. (Long. corp.  $1\frac{1}{2}$  lin.)

Ta. *livens*. Kirby MSS.—Steph. Catal. 270. No. 2810.

*Black*, shining, smooth, glabrous: *head* subtriangular: *thorax piceous*, with the lateral and posterior margins livid: *elytra* longer than the thorax, and rather wider, livid: *abdomen* black, with the apex pilose: *legs livid*: *antennæ* black, with the base pale, longer than the thorax, with the apex incrassate.

Taken in Suffolk and Norfolk: not common.

Sp. 6. *flavescens*. *Testaceus, nitidissimus, ano extremo oculisque nigris*. (Long. corp.  $1\frac{3}{4}$  lin.)

Ta. *flavescens*. Kirby MSS.—Steph. Catal. 270. No. 2811.

*Testaceous, very shining*, smooth, and glabrous: *head* subtriangular; *eyes* black: *thorax* and *elytra* immaculate: *abdomen* rufous or fuscous, with the extreme apex black: *legs* pale; *antennæ* subfiliform, longer than the thorax, pale, with the apex dusky or testaceous.

Head sometimes dusky or piceous.

Taken in Norfolk, Suffolk, and Yorkshire.

Sp. 7. *angustatus*. *Angustus, ater, lævis, nitidissimus, thorace elytrisque nigro-rufis, antennis fuscescentibus basi pedibusque rufis*. (Long. corp.  $1\frac{1}{2}$  lin.)

Ta. *angustatus*. Kirby MSS.—Steph. Catal. 270. No. 2812.

*Slender, black*, glabrous, extremely glossy, and smooth: *head* subtriangular: *palpi* fuscous: *thorax* fuscous, with the sides and base livid: *elytra* convex, dusky-red: *abdomen* very black: *legs* rufous: *antennæ* nearly as long as the thorax, rather slender, fuscous, with the base testaceous.

Not uncommon within the metropolitan district; found also in Norfolk. “Raehills.”—Rev. W. Little.

Sp. 8. *minimus*. *Nigro-piceus, thorace rufo-piceo, lateribus, elytris pedibusque rufis, abdomine atro, ano rufescenti, antennis piceis*. (Long. corp.  $\frac{3}{4}$  lin.)

Ta. *minimus*. Leach MSS.—Steph. Catal. 270. No. 2813.

*Pitchy-black*, very glossy, and smooth: *head* rather broad, black: *thorax rufopiceous*, with the lateral margins rufous; *elytra* rufous, immaculate: *abdomen* deep black, with the apex reddish: *legs* rufous: *antennæ* pitchy.

Found in Devonshire, and also within the metropolitan district.

Sp. 9. basalis. *Rufo-testaceus nitidus, abdomine obscuriori, capite atro, elytris rufis, basi nigricantibus.* (Long. corp.  $1\frac{1}{3}$  lin.)

Ta. basalis. *Steph. Catal.* 270. No. 2814.

*Slender, rufo-testaceous, shining, and smooth: head black: thorax immaculate: elytra rather elongate, rufous, with the base dusky: abdomen dusky rufo-testaceous, with the apex rather brighter: legs pale testaceous: antennæ piceous, with the base pale.*

Found within the metropolitan district.

Sp. 10. gracilis. *Angustior, piceus, thoracis marginibus elytrisque rufis, pedibus antennisque testaceis.* (Long. corp.  $1\frac{1}{4}$  lin.)

Ta. angustata. *Steph. Catal.* 270. No. 2815.

*Slender, very shining and smooth, pitchy: head small: thorax rufo-piceous, with the lateral and posterior margins rufous: elytra bright rufous, immaculate; abdomen dusky-piceous, with the margins of the segments and the apex faintly paler: legs pale testaceous: antennæ the same, with the base palest, the apex scarcely incrassated.*

Inhabits the vicinity of the metropolis; and also Norfolk, and near Bristol.

Sp. 11. libens. *Piceus, nitidus, thoracis limbo, antennis pedibusque testaceis, elytris lividis.* (Long. corp. 1 lin.)

Ta. libens. *Leach MSS.—Steph. Catal.* 270. No. 2816.

*Short, pitchy, very glossy, and smooth: head rather broad; mouth reddish: thorax with the margins rather broadly testaceous: elytra livid, immaculate: abdomen very obtuse at the apex, dusky-piceous: legs testaceous: antennæ the same; rather slender and paler at the base, the apex slightly incrassated.*

Found in Battersea fields, and in other parts near London; also in Norfolk, and in Devonshire.

Sp. 12. brunneus. *Brevis, piceo-brunneus, capite obscuriori, thorace pedibusque rufis, antennis piceis, basi testaceo.* (Long. corp. 1 lin.)

Ta. brunneus. *Steph. Catal.* 270. No. 2817.

*Short, pitchy-brown, shining, and very smooth: head dusky or black: thorax rufous: elytra livid-brown or reddish, immaculate: abdomen dusky pitchy-brown, pilose: legs entirely rufous: antennæ slender, pitchy, with the base pale, the apex very slightly incrassated.*

Occasionally met with within the metropolitan district, but more abundant in Devonshire.

Sp. 13. thoracicus. *Rufo-piceus, capite abdomineque obscurioribus, ano pallide testacco, antennis pedibusque rufis, thorace latissimo.* (Long. corp.  $1\frac{1}{3}$  lin.)

Ta. thoracicus. *Steph. Catal.* 270. No. 2818.

*Rufo-piceous*, rather broad, slightly shining, and very smooth: head dusky or blackish: thorax dull rufo-piceous, immaculate, the lateral margins considerably dilated, concolorous with the disc: elytra rather long, piceous, with the apex somewhat paler: abdomen dusky-piceous, with the apex pale testaceous: legs rufous: antennæ the same, nearly filiform.

Taken near London: apparently uncommon.

Sp. 14. pyrrhoceras. *Nigricans, thorace piceo, antennis elytris pedibusque rufis.* (Long. corp.  $1\frac{1}{3}$  lin.)

Ta. pyrrhoceras. *Kirby MSS.—Steph. Catal.* 270. No. 2819.

Dusky-black, very shining, smooth, and glabrous: head subtriangular: thorax pitchy, with the lateral margins, especially behind, paler: elytra rufous: legs also rufous: antennæ as long as the thorax, ferruginous, with the base pale.

Very common within the metropolitan district; also found in Norfolk, Suffolk, and Devonshire.

Sp. 15. ruficollis. *Niger, elytris piceis, apice pallescentibus, thorace pedibusque rufescentibus.* (Long. corp.  $1\frac{1}{4}$  lin.)

Ta. ruficollis. *Gravenhorst, Micr.* 128. *Steph. Catal.* 270. No. 2820.

Black, very glossy and smooth, glabrous: head large, subtriangular: thorax fulvous; breast the same: elytra piceous, with the apex pale: legs flavescent: abdomen scarcely longer than the elytra, with the apex attenuated: antennæ nearly as long as thorax, subfiliform, black, with the base rufous.

Not uncommon in the neighbourhood of the metropolis. "Rac-hills."—*Rev. W. Little.*

Sp. 16. nigripennis. *Niger nitidus, elytris nigro piceis, immaculatis, thorace fulvo, pedibus pallidis.* (Long. corp. 1 lin.)

Ta. nigripennis. *Steph. Catal.* 271. No. 2821.

Rather broad, black, shining, and smooth: head broad, rufous: thorax immaculate, fulvous: elytra pitchy-black, with the apex concolorous: abdomen pitchy-black, with the extreme edges of the segments rufescent: legs pale flavescent: antennæ pale rufous, with the apex rather dusky. †

Taken near London: apparently rare.

Sp. 17. pusillus. *Niger, nitidus, elytris fuscis, antennarum basi, thoracis lateribus pedibusque testaceis.* (Long. corp.  $1\frac{1}{2}$  lin.)

Ta. pusillus. *Gravenhorst.—Steph. Catal.* 271. No. 2822.

Shining black, smooth: mouth fuscous: thorax with the lateral margins, espe-

cially towards the base, of a transparent *testaceous*: *elytra* quadrate, *fuscous*, with the lateral margins rather obscure, or dusky, with the apex somewhat testaceous: abdomen black: *legs* pitchy-testaceous: *antennæ* fuscous, with the two basal joints rufous.

Found within the metropolitan district; and in Norfolk and Suffolk.

Sp. 18. *atriceps*. *Atro-piceus, nitidus, capite late nigro, thorace fulvo, elytris rufis fusco nebulosis, pedibus, antennarumque basi pallido-testaceis.* (Long. corp.  $1\frac{1}{4}$  lin.)

Ta. *atriceps*. *Steph. Catal.* 271. No. 2823.

*Pitchy-black*, shining, and very smooth: head broad, deep black: thorax fulvous, immaculate: *elytra* dull rufous, the apex clouded with fuscous, or dusky: abdomen with the apex very pilose: *legs* testaceous: *antennæ* distinctly incrassated at the apex, pitchy-black, with the base testaceous.

Taken near London.

Sp. 19. *pyrrhopterus*. *Niger, elytris pedibusque ferrugineis, thorace testacco disco fusciscenti.* (Long. corp.  $1\frac{3}{8}$  lin.)

Ta. *pyrrhopterus*. *Kirby MSS.—Steph. Catal.* 271. No. 2824.

*Black*, very smooth, shining, and glabrous: head piceous, subtriangular: thorax *flavescent*, with the disc *fusciscent* or piceous: *elytra* ferruginous: with the base within and the lateral margin dusky: abdomen with the apex pilose: *legs* testaceous: *antennæ* longer than the thorax, slightly thickened exteriorly, black, with the base testaceous.

Inhabits the metropolitan district; and it is also found in Suffolk.

B. With the body short, rather broad.

a. *Antennæ* simple.

Sp. 20. *chrysomelinus*. *Niger, thorace pedibusque subtestaceis, elytris testaceis margine bascos atro.* (Long. corp.  $1\frac{3}{4}$  lin.)

St. *chrysomelinus*. *Linné.—Steph. Catal.* 271. No. 2825.

*Black*, shining, glabrous, and very smooth: head much narrower than the thorax, subtriangular, and very glossy: thorax dilated behind, pale testaceous: highly polished, with the sides pellucid: *elytra* testaceous, with the lateral margins anteriorly and the base black: scutellum black: abdomen black, with the margins of the segments faintly rufescent: breast and legs pale testaceous: *antennæ* as long as the thorax, slightly incrassated at the apex, dusky, with the base pale.

Extremely abundant in moss and at the roots of grass within the metropolitan district; found also in other parts of the country. "Near Swansca."—*L. W. Dillwyn, Esq.* "Rachills."—*Rev. W. Little.*

Sp. 21. merdarius. *Niger, nitidissimus, thorace pedibus elytrisque testaceis, his basi nigris, antennis subclavatis lividis.* (Long. corp.  $1\frac{3}{4}$  lin.)

Oxy. merdarius. *Panzer.*—Ta. merdarius. *Steph. Catal.* 271. No. 2826.

Black, very glossy and smooth, glabrous: head subtriangular: palpi and mouth rufous: *thorax* rather broad, testaceous, with the lateral margins paler: elytra testaceous, with the base dusky or black within: abdomen immaculate: breast and legs testaceous: *antennæ* longer than the thorax, pale, the base slender, *the five terminal joints* rather suddenly thickened, livid.

Also abundant within the metropolitan district, and in other places. “Swansea.”—*L. W. Dillwyn, Esq.*

Sp. 22. marginellus. *Rufo-testaceus, nitidissimus, pedibus antennisque pallidioribus, capite nigro, elytrorum lateribus fuscis.* (Long. corp.  $1\frac{1}{2}$  lin.)

St. marginellus. *Marsham (?) MSS.*—*Steph. Catal.* 271. No. 2827.

*Rufo-testaceous*, very glossy, and smooth: head broad, black: thorax immaculate, fulvous: *elytra* with the lateral margins fuscous: abdomen rufo-testaceous, with black hair: legs pale testaceous: *antennæ* the same, nearly filiform, and paler at the base.

Taken near London, and Bristol. “Cramond.”—*Rev. W. Little.*

Sp. 23. obtusus. *Testaceus, elytris anticè pectoreque posticè nigris.* (Long. corp.  $1\frac{1}{2}$  lin.)

St. obtusus. *Linné.*—Ta. obtusus. *Steph. Catal.* 271. No. 2828.

*Testaceous*, very glossy and smooth, glabrous: head subtriangular; eyes black: thorax dilated behind, immaculate: *elytra* black at the base, pale testaceous at the apex: abdomen entirely testaceous: breast posteriorly black: legs testaceous: *antennæ* ferruginous, with the base paler, the apex slightly incrassated.

Common within the metropolitan district, and in Suffolk and Norfolk. “Near Swansea.”—*L. W. Dillwyn, Esq.*

Sp. 24. analis. *Testaceus, elytris anticè pectore posticè anoque nigris.* (Long. corp.  $1\frac{3}{4}$  lin.)

Oxy. analis. *Fabricius.*—Ta. analis. *Steph. Catal.* 271. No. 2829.

*Testaceous*, very shining and smooth, glabrous: head subtriangular; eyes black: thorax immaculate testaceous, dilated behind: *elytra* with the base transversely black, the apex pale testaceous: abdomen rufous, with the two last segments black: breast posteriorly black: legs testaceous: *antennæ* fuscous, with the base pale, the apex slightly incrassated.

Probably a variety of the preceding species.

Also common in the vicinity of London; and in Norfolk and Suffolk.



Sp. 25. melanurus. *Rufo-flavescens, nitidus, elytrorum basi, pectore posticè abdominisque apice nigris.* (Long. corp.  $1\frac{3}{4}$  lin.)

St. melanurus. *Marsham.*—Ta. melanurus. *Steph. Catal.* 271. No. 2830.

Reddish-yellow, very smooth, and glossy: head subtriangular; eyes black: thorax immaculate, testaceous: elytra with the base black, the apex flavescens: abdomen rather acute, flavescens, with the three terminal segments black: breast behind also black: legs pale rufo-flavescens: antennæ the same, with the apex thickened and fuscous.

From the Marshamian Cabinet: found within the metropolitan district. “Swansea.”—*L. W. Dillwyn, Esq.*

Sp. 26. collaris. *Testaceus, capite thoraceque piceis hoc marginibus pedibusque pallidis, antennis fuscescentibus basi testaceo.* (Long. corp.  $1\frac{1}{2}$  lin.)

Ta. collaris. *Steph. Catal.* 271. No. 2831.

Broad, testaceous, shining, and very smooth: head piceous: thorax also piceous, with the lateral margins pale: elytra immaculate, rufo-testaceous: abdomen a little fuscescent, with the apex obtuse: legs pale: antennæ fuscescent, with the base pale.

Taken occasionally near London. “Raehills.”—*Rev. W. Little.*

Sp. 27. subtestaceus. *Pallide testaceus, abdomine rufescente, ano oculisque atris, pedibus antennisque pallidis.* (Long. corp.  $1\frac{1}{2}$  lin.)

Ta. testaceus. *Steph. Catal.* 271. No. 2832.

Pale testaceous, shining, and smooth: head broad, rufescent; eyes black: thorax wide, with a depression at the base in front of the scutellum, the disc very glossy and immaculate: elytra also immaculate testaceous, but slightly fuscescent on the suture: abdomen reddish-testaceous, with the terminal joint deep black: legs pale; antennæ the same, thickened towards the apex.

Also found within the metropolitan district; and in Norfolk, and near Bristol. “Raehills.”—*Rev. W. Little.*

Sp. 28. marginatus. *Niger, nitidus, antennis, pedibus thoracisque lateribus testaceis, elytris rufis, vittâ marginis exterioris nigrâ.* (Long. corp.  $1\frac{3}{4}$ — $1\frac{1}{2}$  lin.)

Ta. marginatus. *Gravenhorst.*—*Steph. Catal.* 271. No. 2833.

Black, shining, smooth: head subtriangular: thorax with the lateral margins, especially towards the base, testaceous: elytra rufous, with the outer margin black at the base: legs pale testaceous: antennæ nearly as long as the thorax, testaceous, with the apex slightly dusky.

Very abundant throughout the metropolitan district, and not uncommon in other parts of the country. “Near Swansea, and on Crwmllyn sand-hills.”—*L. W. Dillwyn, Esq.* “Raehills.”—*Rev. W. Little.*

Sp. 29. nitidulus. *Niger, nitidus, thoracis lateribus pedibus elytrisque ferrugineis, elytris nigro marginatis.* (Long. corp. 1—1½ lin.)

St. nitidulus. *Marsham.*—Ta. nitidulus. *Steph. Catal.* 271. No. 2834.

*Black, very shining and smooth, glabrous: head subtriangular: thorax with the lateral margins and the posterior angles broadly ferrugineo-testaceous: elytra ferruginous, with the lateral margins at the base black: abdomen pilose: legs ferruginous: antennæ nearly as long as the thorax, slightly thickened exteriorly, dusky, with the base ferruginous.*

Also common within the metropolitan district; and found in Norfolk, Suffolk, Devonshire, &c. “Common near Swansea.”—*L. W. Dillwyn, Esq.*

Sp. 30. Hypnorum. *Ater, nitidus, thoracis lateribus pedibusque pallidis, elytris testaceis abdomine elongatiusculo.* (Long. corp. 1¼ lin.)

St. Hypnorum. *Fabricius.*—Ta. Hypnorum. *Steph. Catal.* 271. No. 2835.

*Black, very smooth and glossy, glabrous: head subtriangular: thorax with the lateral margins behind pale: elytra ferruginous, dusky towards the scutellum, and the base of the lateral margins black: abdomen thrice as long as the elytra, with the apex attenuated, with elongate divergent hairs.*

Probably a variety of the foregoing insect.

Not uncommon near London, and in Norfolk and Suffolk. “In the Penllergare woods.”—*L. W. Dillwyn, Esq.*

Sp. 31. nitidicollis. *Nigro-piceus, elytrorum basi abdominisque apice indeterminatè atris, thorace piceo-rufo nitidissimo, marginibus pallidis.* (Long. corp. 2 lin.)

Ta. nitidicollis. *Steph. Catal.* 271. No. 2836.

*Deep pitchy-black, shining, glabrous, smooth: head piceous: thorax very glossy, pitchy-red, with the lateral margins, especially towards the base, pale: elytra longer than the thorax, with the base indeterminately black, the extreme apex piceous: abdomen twice as long as the elytra, with the tip black, and pilose: legs dark ferruginous: antennæ the same, with the base pale, the apex slightly incrassated.*

Taken in the vicinity of London: not common.

Sp. 32. erythropterus. *Nigro piceus, thorace lateribus, elytris, abdominis segmentorum marginibus pedibusque rufis.* (Long. corp. 1½ lin.)

Al. euryptera. *Steph. Catal.* 271. No. 2837.

*Pitchy-black, shining, glabrous, smooth: head black: thorax with the lateral margins rufous: elytra ample, entirely rufous: abdomen black, with the margins of the segments rufous: legs also rufous: antennæ ferruginous at the base, the apex incrassated and dusky.*

More frequent than the last within the metropolitan district ; also found in Norfolk, and near Bristol.

Sp. 33. *lateralis*. *Niger, nitidus, thoracis lateribus pedibusque ferrugineis, elytris piceis*. (Long. corp.  $1\frac{1}{2}$  lin.)

Ta. *lateralis*. Kirby MSS.—*Steph. Catal.* 271. No. 2838.

*Black*, very shining and smooth: head subtriangular, and very glabrous: *thorax* also very glabrous, *pitchy-black*, with the lateral margins dull reddish: *elytra* pitchy, with a very short obscure pubescence: *abdomen* also very finely pubescent, with the apex slightly pilose: legs ferruginous: *antennæ* longer than the *thorax*, slightly thickened exteriorly, *black*, with the base ferruginous.

Apparently rare, at least within the metropolitan district ; taken also in Suffolk.

Sp. 34. *putridus*. *Niger, nitidus, thorace posticè pallido, elytris piceo-rufis regione scutellari fusciscente, abdominis segmentorum rufescentibus, pedibus testaceis*. (Long. corp.  $1\frac{1}{2}$  lin.)

Ta. *putridus*. *Steph. Catal.* 271. No. 2839.

*Black*, shining, and very smooth: head immaculate, with the mouth piceous: *thorax* ample, with the base and the lateral margin behind broadly pale: *elytra* rufo-piceous, with a fusciscent or blackish cloud near the scutellum: *abdomen* very acute, with its segments narrowly edged with reddish: legs pale testaceous: *antennæ* the same, fusciscent at the base.

Found occasionally near London.

Sp. 35. *abdominalis*. *Rufus, nitidus, antennis pedibusque pallidioribus, abdomine fusco, oculis nigris*. (Long. corp.  $1\frac{1}{4}$  lin.)

Oxy. *abdominalis*. *Fabricius* (?)—Ta. *abdominalis*. *Steph. Catal.* 271. No. 2840.

*Rufous*, shining, glabrous: head subtriangular: *eyes black*: *thorax* wide, rufous, immaculate: *elytra* convex, as broad as the *thorax*, also immaculate, rufous: *abdomen* rather short, dull fuscous: legs pale testaceous: *antennæ* also testaceous, slightly thickened exteriorly.

Found, apparently not uncommonly, in Norfolk and in Suffolk ; but rarely within the metropolitan district. “Penllergare.”—*L. W. Dillwyn, Esq.*

Sp. 36. *apicalis*. *Testaceus, nitidus, oculis antennarumque apice nigris*. (Long. corp.  $1\frac{1}{4}$  lin.)

Ta. *apicalis*. *Steph. Catal.* 272. No. 2841.

*Testaceous*, shining, smooth, glabrous: head slightly rufescent: *eyes black*: *thorax* pale, immaculate, testaceous, the basal margin somewhat palest:

elytra ample, also immaculate: abdomen nearly twice as long as the elytra, entirely pale testaceous, furnished with a few hairs: legs the same: antennæ with the base testaceous, the apex, which is slightly incrassated, black.

Taken near London.

Sp. 37. dimidiatus. *Ater nitidus, thoracis margine postico, elytris, abdominis segmentorum marginibus pedibusque testaceis.* (Long. corp.  $1\frac{3}{4}$  lin.)

Oxy. dimidiatus. *Fabricius.*—Ta. dimidiatus. *Steph. Catal. 272. No. 2842.*

Black, very shining and smooth, glabrous: head subtriangular: thorax short, with the posterior angles broadly rufous: elytra elongate, testaceous, with the base within slightly dusky: abdomen pilosulous, with the margins of the segments reddish: legs testaceous: antennæ as long as the thorax, slightly thickened exteriorly, black, with the base ferruginous.

Found occasionally within the metropolitan district, but more frequently in Norfolk: it also occurs in Suffolk. "Cramond."—*Rev. W. Little.*

Sp. 38. macropterus. *Niger, nitidus, thoracis margine postico pedibusque testaceis, elytris elongatis, piceis, limbo rufo.* (Long. corp.  $1\frac{1}{2}$  lin.)

Ta. macropterus. *Steph. Catal. 272. No. 2843.*

Black, shining, smooth, and glabrous: head subtriangular: thorax with the hinder margins testaceous: elytra elongate, piceous, with the margins entirely rufous: abdomen black, strongly margined, and slightly pilose: legs testaceous: antennæ somewhat incrassated at the apex, and dusky, the base testaceous.

Occasionally taken within the metropolitan district.

b. *Antennæ nodose, clothed with verticillate hairs.*

Sp. 39. nodicornis. *Niger, nitidus, pedibus rufis, antennis nodosis tenuissimis verticillato-pilosis.* (Long. corp.  $1\frac{3}{4}$  lin.)

Ta. nodicornis. *Kirby MSS.—Steph. Catal. 272. No. 2844.*

Pitchy-black, shining, very smooth, and glabrous: head triangular-orbiculate: thorax transverse, margined entirely, truncate posteriorly, and very glossy: elytra longer and wider than the thorax, very glossy: abdomen narrower than the elytra, above twice as long, slender towards the apex, which last is slightly rufescent and pilose: legs rufous: antennæ nearly as long as the thorax, rufescent, very slender, with whorls of hair, the two basal joints much thicker than the remainder, the rest with the apex incrassate: palpi rufous, with the penultimate joint black, obconic, large: mouth rufous; eyes prominent.

Allied to (but apparently different from) *Tach. capillicornis* of Graven-

horst, which seems to be a much smaller insect, and to differ in other respects.

The two species will probably hereafter be formed into a genus.

“Taken in putrid wood at Holme-juxta-mare, in Norfolk, in August, 1807.”—*Kirby MSS.*

GENUS CCCCXCVIII.—CYPHA, *Kirby MSS.*

*Antennæ* 11-jointed, basal joint very stout, second also robust, both considerably stouter than the remainder, five following slender, the three terminal ones incrassated, the last being ovate-acute, or elongate-lanceolate. *Palpi* subacuminated, with the terminal joint very minute: *head* sessile, transverse, inflexed: *thorax* convex, a little narrowed in front: *body* ovate, convex: *coleoptera* also convex, rounded on the sides, broader and longer than the thorax: *abdomen* very short, acute, nearly entirely retracted beneath the elytra: *legs* slender; *tibiæ* slightly setose; *tarsi* pilose.

The minute insects comprised in this genus may be readily known from the other Brachelytra by the great bulk and convexity of the anterior portion of the body, compared with their minute conic abdomen; the tenuity of its antennæ and the three distinctly thickened joints at their apex form also a good distinguishing external character. The species usually reside in fungi or rotten wood. This genus is probably synonymous with the genus *Hypocyptus* of Schüppell.

Sp. 1. *Agaricina. Ater, nitidus, elytris piceis, antennis pedibusque pallidis.* (Long. corp.  $\frac{1}{2}$  lin.)

Sil. *Agaricina. Linné.*—*Cy. Agaricina. Steph. Catal. 272. No. 2845.*

*Black*, slightly glossy, and *glabrous*: head transverse: thorax ample, rather glossy, and obscurely punctured: elytra piceous or castaneous: abdomen black: *legs and antennæ pale* testaceous, the latter very slender.

Found not very rarely within the metropolitan district; also in Devonshire and Norfolk. “Swansea.”—*L. W. Dillwyn, Esq.*

Sp. 2. *rufipes. Ater, subpubescens, antennis pedibusque ferrugineis.* (Long. corp.  $\frac{3}{8}$  lin.)

*Cy. rufipes. Kirby MSS.*—*Steph. Catal. 272. No. 2846.*

*Black*, smooth, slightly shining: head narrow, sessile: thorax with the lateral margins faintly piceous: *elytra* scarcely twice as long as the thorax, very slightly *pubescent*, obliquely truncate: *abdomen* acute, margined, finely *pubescent*, the apex sometimes slightly recurved: *legs ferruginous*: *antennæ* also *ferruginous*, with the terminal joint elongate-lanceolate.

Very common within the metropolitan district, and I believe in other parts. "Swansea."—*L. W. Dillwyn, Esq.*

Sp. 3. nigripes. *Ater, nitidus, subpubescens, antennis piccis.* (Long. corp.  $\frac{1}{2}$  lin.)

Cy. nigripes. *Steph. Catal. 272. No. 2847.*

*Black, shining, slightly pubescent: head very broad; eyes prominent: thorax transverse, slightly picceous on the sides: elytra ample, convex, deep glossy black, with an obscure dusky pile: abdomen very small: legs dusky: antennæ picceous.*

Not common: found near London, and in Hampshire. "Raehills."—*Rev. W. Little.*

Sp. 4. parvula. *Ater, nitidus, antennis pedibusque rufo-picceis, elytris castaneis.* (Long. corp.  $\frac{1}{2}$  lin.)

Cy. parvula. *Steph. Catal. 272. No. 2848.*

*Black, shining, smooth, slightly pubescent: head glabrous; thorax the same: elytra dull castaneous or pitchy-black: abdomen very minute; legs rufo-picceous; antennæ the same, very slender.*

Also found near London, and in the vicinity of Bristol. "Raehills."—*Rev. W. Little.*

Sp. 5. Anisotomoides. *Convexior, ater, nitidus, subpubescens, elytris fusco-picceis, antennis pedibusque rufis.* (Long. corp.  $\frac{1}{3}$  lin.)

Cy. Anisotomoides. *Steph. Catal. 272. No. 2849.*

Minute, very convex, deep glossy black, smooth: head and thorax glabrous: elytra slightly pubescent, fusco-picceous: abdomen very short, black: legs and antennæ rufous.

Taken in Norfolk, and near London.

#### GENUS CCCCXCIX.—CONURUS\* *mihî.*

*Antennæ* 11-jointed, the three basal joints elongate, slender, the remainder abbreviated, gradually thickening to the apex, the terminal one largest and acute, or obliquely truncate. *Palpi* with the penultimate joint elongate, tumid, the apical one minute, subulated: *head* transverse, usually subtriangular: *thorax* ample, transverse, broadest posteriorly: *elytra* rather long: *abdomen* more or less elongate, subulate-attenuate, the apex generally very acute; *legs* rather long and slender; *tibiæ* slightly spinose.

---

\* κωνοσ, conus, Ουρα, cauda.

In some respects this genus, upon a cursory inspection, resembles *Cypha*; but from that it may be known not only by its comparatively superior bulk, but by the diversity in the structure of its palpi and antennæ; by which characters, exclusively of its attenuated subulate-conic abdomen, it may be also known from the other allied genera of this family. The species are usually found in hedges, abounding with decayed wood, during the summer.

Sp. 1. *pubescens*. *Niger, subpubescens, elytris brunneis, antennis pedibusque ferrugineis, abdominis segmentorum marginibus rufescentibus.* (Long. corp.  $2\frac{1}{2}$  lin.)

Ta. *pubescens*. *Gravenhorst.*—Co. *pubescens*. *Steph. Catal. 272. No. 2850.*

Convex, *black*, clothed with a short obscure pubescence, smooth: head somewhat rounded; mouth pitchy: thorax glossy: *elytra* narrower than the thorax, and rather longer, convex, *brown*, or dusky-chestnut: *abdomen* twice as long as the *elytra*, *black*, with the margins of the segments dull reddish, the apex pilose: *legs ferruginous*: antennæ nearly as long as the thorax, slightly incrassated at the apex, ferruginous.

Not very common: found occasionally near London, and in Norfolk; and in the vicinity of Bristol.

Sp. 2. *Marshami*. *Niger, subpubescens, elytris piceo-ferrugineis, antennis pedibusque ferrugineis.* (Long. corp.  $2\frac{1}{2}$  lin.)

Co. *Marshami*. *Steph. Catal. 272. No. 2851.*

*Black*, clothed with a very delicate short obscure pubescence: *head and thorax* somewhat *glabrous*, shining: *elytra rusty-piceous*: *abdomen entirely black*, very much acuminate: *legs dusky-ferruginous*: antennæ the same, slightly incrassated towards the apex.

From the Marshamian Cabinet: its locality unknown.

Sp. 3. *cellaris*. *Niger, elytris anticè griseis pedibus rufis.* (Long. corp.  $1\frac{3}{4}$  lin.)

Oxy. *cellaris*. *Fabricius.*—*Steph. Catal. 272. No. 2852.*

*Black*, slightly tomentose, smooth: head subtriangular: thorax much longer than the head, with the hinder angles dull red: *elytra* much longer than the thorax, obscure, with a large lunate oblong *griseous*, patch at the base: *abdomen* scarcely longer than the *elytra*, *dusky*, with the margins of the segments pitchy: *legs testaceous*: antennæ filiform, as long as the thorax, rufous: palpi also rufous.

Also rather scarce; but found within the metropolitan district, and in Norfolk.

Sp. 4. bipustulatus. *Nigro-fuscus, subsericco-nitens, antennis pedibusque fusco-testaceis, elytris maculâ bascos transversâ anoque testaceis.* (Long. corp.  $1\frac{1}{3}$  lin.)

Oxy. bipustulatus. *Fabricius.*—Co. bipustulatus. *Steph. Catal.* 272. No. 2853.

*Dusky-black, slightly pubescent, the pubescence of a silken gloss, faintly punctulated: head short, transverse; mouth and palpi rufo-testaceous: thorax ample, with the posterior margin slightly testaceous: elytra with a large transverse testaceous spot at the base, not touching the margins: abdomen with the margins of the segments and the two apical ones entirely pale testaceous: legs deep ferruginous: antennæ nearly as long as the thorax, slender, pitchy-brown.*

Taken, but rarely, near London; and I believe in Suffolk.

Sp. 5. immaculatus. *Fusco-niger, pubescens, pedibus rufis, antennis rufis medio nigricantibus articulo extimo brevissimo.* (Long. corp.  $1\frac{1}{2}$  lin.)

Ta. immaculatus. *Kirby MSS.*—*Steph. Catal.* 272. No. 2854.

*Fuscous-black, smooth, with a rather glossy, very short obscure, pubescence: head subtriangular: thorax truncate anteriorly and posteriorly: elytra rather longer and narrower than the thorax, a little attenuated at the apex, immaculate: abdomen subulate, twice as long as the elytra; legs ferruginous: antennæ shorter than the thorax, glabrous, with the intermediate joints dusky-ferruginous, the terminal one very short, obliquely truncate.*

Also rare: found in Suffolk, and within the metropolitan district.

Sp. 6. pusillus. *Fusco-niger, pubescens, thorace posticè elytrorumque apicibus rufo-testaceis, pedibus ferrugineis.* (Long. corp. 1 lin.)

Ta. pusillus. *Kirby MSS.*—*Steph. Catal.* 272. No. 2855.

*Fuscous-black, pubescent, slightly shining: head subtriangular: thorax ample, with the hinder margin rather broadly rufo-testaceous: elytra longer than the thorax, with the apex, especially towards the suture, rufo-testaceous: abdomen black, pilose: legs ferruginous: antennæ pale, with the intermediate joints dusky-black, the apex slightly incrassated.*

Taken in Norfolk, and near London.

Sp. 7. obscuratus. *Fusco-niger, pubescens, antennis capite, thorace pedibusque ferrugineis.* (Long. corp.  $1\frac{1}{3}$  lin.)

Ta. obscuratus. *Kirby MSS.*—*Steph. Catal.* 272. No. 2856.

*Rather slender, fuscous-black, rather shining, with a very short obscure ashly pile: head subtriangular, ferruginous: eyes black: thorax entirely ferruginous: elytra nearly as long as the thorax, somewhat narrower, with the apex dull rufous: abdomen above twice the length of the elytra, with the margins of the segments and the apex dull rufous: legs ferruginous: antennæ*



shorter than the thorax, thickened exteriorly, black, with the base pale rufous, the terminal joint obliquely truncate.

Found in Norfolk, and I believe also in Suffolk.

Sp. 8. *obscuripennis*. *Ferrugineus, nitidus, convexus, oculis nigris, elytris fusciscentibus obscuris*. (Long. corp. 1 lin.)

Ta. *obscuripennis*. Kirby MSS.—*Steph. Catal.* 272. No. 2857.

*Ferrugineous*, very glossy, smooth, *glabrous*, convex: head subtriangular, testaceous: thorax also testaceous: *elytra ferruginous, or fusciscent*, slightly pubescent: *abdomen dull ferruginous*, pilosulous: legs pale testaceous: darker: *antennæ* as long as the thorax, slightly thickened exteriorly, yellow.

Inhabits Suffolk and Norfolk; apparently not found within the metropolitan district.

Sp. 9. *flavus*. *Flavo-testaceus, oculis niger*. (Long. corp. 1½ lin.)

Ta. *flavus*. Kirby MSS.—Co. *flavus*. *Steph. Catal.* 278. No. 2858.

Lanceolate-linear, rather slender, pubescent, smooth, *testaceous-yellow*, and pubescent: head subtriangular: *eyes* small, *black*: thorax convex, widest behind: *elytra* scarcely so long as the thorax, rather narrower, convex; abdomen thrice as long as the *elytra*, immarginate, slightly narrowed towards the apex, which is pilose: legs pale flavescens: *antennæ* the same, nearly as long as the thorax, a little thickened exteriorly, with the six basal joints subcylindric, the four following campanulate, the terminal one obliquely truncate.

Taken within the metropolitan district.

Sp. 10. *flavipes*. *Rufo-testaceus, abdomine obscuriori segmentorum marginibus rufescentibus, oculis nigris, pedibus flavis*. (Long. corp. 1 lin.)

Co. *flavipes*. *Steph. Catal.* 273. No. 2859.

Slender, *testaceous-red*, glossy, subglabrous, smooth: head subtriangular; *eyes black*: thorax immaculate rufo-testaceous: *elytra* the same, rather dull: *abdomen dusky* or piceous, with *the margins of the segments reddish*: legs pale flavescens: *antennæ* rufo-piceous, slightly incrassate at the apex, the base pale testaceous.

Also taken within the metropolitan district.

Sp. 11. *melanocephalus*. *Rufo-piceus, abdomine obscuriore, segmentorum marginibus rufescentibus, capite atro*. (Long. corp. 1½ lin.)

Co. *melanopterus*. *Steph. Catal.* 273. No. 2860.

*Convex*, very glossy, *rufo-testaceous*, nearly glabrous: *head deep black*: thorax ample, bright rufo-testaceous, immaculate: *elytra* rather broad, dark piceous, slightly pubescent: *abdomen dusky-piceous*, with the margins of

the segments rufescent: legs ferruginous; antennæ the same, with the apex incrassated and dusky.

Found near London.

GENUS D.—TACHINUS, *Gravenhorst*.

*Antennæ* filiform, a little thickened exteriorly, the basal joint stout, the second very slender, and with the third clavate, the remainder slightly stouter, the terminal one ovate. *Palpi* filiform, with the apical joint longer than the preceding, and subacuminate: *head* small, retracted: *thorax* ample, transverse, with the posterior angles rounded: *body* wide, the entire surface more or less finely punctured: *abdomen* subconic, setose at the apex: *legs* moderate; *tibiæ* ciliated with spines: *tarsi* slender.

Tachinus may be known by the greater comparative width of the body, combined with its punctured surface, filiform palpi, with their terminal joint subacuminated, and other less evident characters. The species are generally of greater bulk than those of the three foregoing genera, and they usually reside beneath stones, mosses, dead leaves, dunghills, &c., being most abundant during the spring and summer months.

A. More or less pubescent.

Sp. 1. *fimetarius*. *Nigro-piceus, nitidus, thorace lævi lateribus subtestaceo, elytris punctulatis, maculâ humerali apiceque ferruginis, abdomine pubescente.* (Long. corp.  $1\frac{1}{2}$  lin.)

Ta. *fimetarius*. *Gravenhorst*.—*Steph. Catal.* 273. No. 2861.

Pitchy-black, shining: head rounded, smooth: *thorax* also smooth, very convex, with the lateral margins rufo-testaceous: *elytra* punctulated, with an oblong spot on the shoulders, and the margin of the apex ferruginous; the outer margin pale testaceous beneath: abdomen pubescent, with the apex beneath testaceous, the terminal segment bifid: legs rufo-testaceous, with the femora sometimes pitchy, with the apex testaceous: antennæ pitchy-black at the base, fuscous at the apex.

Apparently rare: taken in Devonshire.

Sp. 2. *castaneus*. *Nigro-piceus, nitidus, thorace lævi lateribus testaceis, elytris punctulatis pallide castaneis, disco interdum infuscato.* (Long. corp.  $1\frac{1}{2}$  lin.)

Ta. *castaneus*. *Gravenhorst*.—*Steph. Catal.* 273. No. 2862.

Pitchy-black, shining: head rounded, smooth: *thorax* also smooth, convex, with the lateral margins rather broadly testaceous: *elytra* punctulated, rufo-testaceous or chestnut, the disc sometimes clouded: abdomen slightly

pubescent, with the apex testaceous: legs entirely testaceous: antennæ fuscous, with the apex dusky.

Probably a variety of the foregoing, or rather an immature state thereof.

Also rare; but found near London.

Sp. 3. *angularis*. *Nigro-piceus, nitidus, pubescens, thoracis angulis posticis, antennis pedibusque flavo-testaceis, elytris castaneis.* (Long. corp.  $1\frac{1}{2}$  lin.)

Ta. *angularis*. *Steph. Catal.* 273. No. 2863.

Pitchy-black, shining, pubescent: head and *thorax* very smooth, subglabrous; the latter with the hinder angles broadly, and the base yellow-testaceous: *elytra* finely punctulated, dull castaneous: abdomen short, with the margins of the segments and the apex rufous: legs and antennæ pale testaceous-yellow, the latter rather long and slender.

Taken within the metropolitan district, and in Devonshire.

Sp. 4. *Sowerbii*. *Niger, nitidus, antennis basi apiceque pedibus, thoracis angulis posticis elytrisque basi flavo-testaceis.* (Long. corp. 2 lin.)

Ta. *Sowerbii*. *Kirby MSS.—Steph. Catal.* 273. No. 2864.

Black, shining, very smooth, subglabrous: mouth and palpi flavescent: *thorax* broad, with the posterior angles broadly testaceous: *elytra* rather narrower than the *thorax*, pitchy-black, with a large suboblique testaceous-yellow spot at the middle of the base: abdomen black: legs testaceous-yellow: antennæ fuscous, with the two basal and the two apical joints testaceous-yellow.

Not common; found at Coombe-wood, and in Norfolk.

#### B. Glabrous.

##### a. With the body broad, scarcely elongated.

Sp. 5. *collaris*. *Piceus, punctulatus, nitidus, capite atro, antennis, thorace pedibusque ferrugineis.* (Long. corp.  $1\frac{1}{3}$  lin.)

Ta. *collaris*. *Gravenhorst.—Steph. Catal.* 273. No. 2865.

*Piceous*, shining, glabrous: head suborbiculate, black, minutely and finely punctured: *thorax* beneath and above dull ferruginous, minutely and finely punctured: *elytra* distinctly punctured, with the margin of the tip rufotestaceous: abdomen scarcely as long as the *elytra*, with the margins of the segments and the apex pale piceous: legs ferruginous: antennæ longer than the *thorax*, thickened at the apex, ferruginous: palpi the same.

More abundant than either of the foregoing species, at least within the metropolitan district; still uncommon. "Cramond."—*Rev. W. Little.*

Sp. 6. *corticinus*. *Piceus, punctulatus, capite atro, antennis, thorace elytris pedibusque ferrugineis.* (Long. corp.  $1\frac{1}{2}$  lin.)

Ta. *corticinus*. *Gravenhorst.—Steph. Catal.* 273. No. 2866.

*Pitchy*, shining: head black, finely and minutely punctured: thorax also finely punctured, *ferruginous*: elytra entirely rufo-testaceous, rather deeply punctured: abdomen with the margins of the segments broadly rufo-testaceous: legs *rufo-ferruginous*: antennæ the same, slightly incrassated at the apex.

Rare near London, where it sometimes occurs.

Sp. 7. Silphoides. *Niger, nitidus, lævis, thoracis lateribus pedibusque lividis, elytris pallidis margine maculique longitudinali nigris.* (Long. corp.  $1\frac{1}{2}$  lin.)

Sta. Silphoides. *Linné.*—Ta. Silphoides. *Steph. Catal.* 269. No. 2790.

*Black*, shining, smooth: head rounded, mouth rufo-piceous; palpi black: thorax with the lateral margins broadly livid: *elytra* pale livid testaceous, with the lateral margins and an irregular longitudinal discoidal patch black: abdomen short, with the apex and margin of the penultimate segment testaceous: legs livid: antennæ black, with the base livid, the apex scarcely incrassated.

The longitudinal black patch on the elytra is slightly variable in size, being sometimes very slender, and almost interrupted; at others very broad, and nearly covering the disc.

Found within the metropolitan district, and in Norfolk and Suffolk, not very uncommonly. “Cramond.”—*Rev. W. Little.*

Sp. 8. marginellus. *Ater, nitidus, thoracis margine elytrorumque apice ferrugineis.* (Long. corp.  $1\frac{3}{4}$  lin.)

Ozy. marginellus. *Fabricius.*—Ta. marginellus. *Steph. Catal.* 273. No. 2869.

—St. marginatus. *Donovan*, xv. pl. 582. f. 2.

*Black, shining*, glabrous, and finely punctured: head subrhomboidal: thorax with the lateral and posterior margins rufous: *elytra* black, with their tips and a lateral longitudinal line rufous, the sides themselves black: abdomen short, with the apex dull reddish: legs rufous: antennæ black, with the base rufous, the apex slightly incrassated.

Var.  $\beta$ ? St. lævigatus. *Marsham.*—Ta. lævigatus. *Steph. Catal.* 273. No. 2868.—This scarcely differs except in wanting the rufous basal margin to the thorax, and in having the legs piceous.

Abundant within the metropolitan district; and in Norfolk, Suffolk, Devonshire, &c. “Near Swansea.”—*L. W. Dillwyn, Esq.*

Sp. 9. laticollis. *Ater, nitidus, subtilissimè punctulatus, elytris pedibusque rufis, thoracis latiori lateribus rufescentibus.* (Long. corp.  $1\frac{1}{2}$  lin.)

Ta. laticollis. *Gravenhorst.*—*Steph. Catal.* 273. No. 2870.

*Black*, shining, finely punctulated, glabrous: thorax broad, with the lateral margin pale or rufescent, sometimes nearly concolorous with the disc:

*elytra rufous*, with the base dusky, or dusky with the extreme tip rufous: legs rufous.

Found near London, and in Norfolk and Suffolk.

Sp. 10. *brunnipennis*. *Niger, nitidus, glaber, pedibus thoracisque marginibus rufescentibus, elytris rufo-brunneis, antennis piceo-ferrugineis.* (Long. corp.  $2\frac{1}{4}$  lin.)

Ta. *brunnipennis*. *Steph. Catal.* 273. No. 2871.

*Black*, shining, glabrous, smooth: thorax rather ample, with the lateral margins rounded, and slightly rufescent: *elytra elongate, red-brown*, with the disc clouded behind: abdomen short, with the margins of the segments and the apex somewhat reddish: legs also reddish: *antennæ pitchy-ferruginous*, with the base obscure.

Probably synonymous with Ta. *dubius* of Gyllenhal.

Taken, but rarely, within the metropolitan district.

Sp. 11. *nigripes*. *Ater, nitidus, elytris apice humerisque rufis, pedibus piceis.* (Long. corp.  $2\frac{1}{2}$  lin.)

Ta. *nigripes*. *Kirby MSS.—Steph. Catal.* 273. No. 2872.

*Black*, shining, glabrous, rather smooth: head subrhomboidal: thorax immaculate: *elytra pitchy-black, pitchy, or rufo-piceous, with the humeral callous, and the apex dull rufous*: abdomen with a few diverging lines: legs piceous, the anterior palest: *antennæ* short, slightly thickened exteriorly, entirely black: palpi black.

Taken in Suffolk, and in Norfolk.

Sp. 12. *apicalis*. *Ater, nitidus, elytris apice pedibusque rufis, antennis gracilioribus.* (Long. corp.  $2\frac{1}{2}$  lin.)

Ta. *apicalis*. *Steph. Catal.* 273. No. 2873.

*Black*, shining, glabrous, finely punctured: head small: thorax with the lateral margins dilated, the base slightly rufescent: *elytra with the extreme apex rufous*: abdomen with the edges of the segments and the extreme tip rufous: legs rufous: *antennæ* very slender, slightly thickened towards the apex, rufo-piceous.

Found in the vicinity of the metropolis.

Sp. 13. *fulvipes*. *Ater, nitidus, elytris concoloribus, pedibus fulvis, antennis piceis.* (Long. corp.  $2\frac{1}{2}$  lin.)

Ta. *fulvipes*. *Steph. Catal.* 273. No. 2874.

*Black*, shining, glabrous, rather deeply punctured: thorax with the lateral and posterior margins slightly tinged with piceous: *elytra* entirely pitchy-

black: abdomen black: *legs fulvous*: *antennæ* distinctly thickened towards the apex, and entirely *piceous*.

Also found within the metropolitan district.

Sp. 14. pullus. *Ater, nitidus, antennarum articulo primo, pedibus, elytrorumque apicibus rufis.* (Long. corp.  $2\frac{1}{2}$  lin.)

Ta. pullus. *Gravenhorst.—Steph. Catal. 273. No. 2875.*

*Black*, shining, glabrous: structure, colour, &c., as in the following species; but *the basal joint of the antennæ* entirely pale *ferruginous*.

Like its ally, it varies in having the elytra somewhat irregularly, but slightly, rufescent on the shoulder.

Not uncommon in fungi, &c., within the metropolitan district.

“Swansea, in cow-dung.”—*L. W. Dillwyn, Esq.*

Sp. 15. rufipes. *Ater, nitidus, pedibus rufis, antennis fusco-piceis.* (Long. corp.  $2\frac{1}{2}$  lin.)

Sta. rufipes. *Linné.—Ta. rufipes. Steph. Catal. 273. No. 2876.*

*Black*, shining, glabrous, rather smooth: head subrhomboidal: thorax with the posterior margin obscurely rufescent: elytra black, very thickly but minutely punctulated, the apex slightly rufescent: abdomen finely punctured, with diverging hairs at the apex: *legs rufous*, or rufo-castaneous: *antennæ* rather long, slightly thickened exteriorly, *entirely pitchy-brown*.

Elytra sometimes rufescent, or with a patch of that tint on the shoulder; both probably the result of immaturity.

Abundant within the metropolitan district, in old wood, fungi, &c.

“Common near Swansea.”—*L. W. Dillwyn, Esq.*

Sp. 16. limbosus. *Niger, nitidus, pedibus ferrugineis, elytris ferrugineis, limbo flavescenti, abdomine segmentis intermediis rufescentibus.* (Long. corp.  $2\frac{1}{2}$  lin.)

Ta. limbosus. *Kirby MSS.—Steph. Catal. 273. No. 2877.*

*Black*, subglabrous, shining, minutely but thickly punctured: head subrhomboidal: thorax slightly bordered with reddish behind, and on the sides: *elytra flavescens*, with *the disc dusky-ferruginous*: *abdomen* twice as long as the elytra, with *the three intermediate segments and the extreme tip* narrowly edged with *ferruginous*; the sides and apex with divergent hairs: legs pale ferruginous: *antennæ* slightly thickened exteriorly, dusky-ferruginous.

Not very common near London: it occurs, but sparingly, also in Suffolk.

Sp. 17. intermedius. *Ater, nitidus, thorace immaculato, elytris pedibusque fusco-castaneis.* (Long. corp.  $2\frac{1}{2}$  lin.)

Ta. intermedius. *Kirby MSS.—Steph. Catal. 274. No. 2878.*

*Black*, shining, glabrous, rather smooth: head large subrhomboidal: thorax with the hinder margin rufescent: scutellum black: *elytra* dusky-chestnut: abdomen with the margins of the segments rufescent, the sides with rather long divergent hairs: *legs* dull chestnut: *antennæ* slightly thickened exteriorly, totally black: palpi black.

More abundant than the last: it occurs within the metropolitan district, and in Norfolk. "Swansea."—*L. W. Dillwyn, Esq.*

Sp. 18. *latus*. *Ater, nitidus, thoracis lateribus posticè rufis, elytris rufis margine omni nigro.* (Long. corp. 2 $\frac{3}{4}$  lin.)

St. *latus*. *Marsham*.—*Ta. latus*. *Steph. Catal. 274. No. 2879.*

*Black*, nearly smooth, shining, glabrous: head small, subrhomboidal: *thorax* dilated, broad, submarginate anteriorly, black, with the lateral margins behind broadly rufous: *elytra* livid-testaceous with the suture broadly, and the sides and apex black: abdomen with long divergent hairs at the tip: legs rufo-piceous: *antennæ* slightly pilose, and a little incrassated at the tip, fuscous, with the base rufous.

Not uncommon within the metropolitan district; also found in Norfolk and Suffolk, and in Devonshire.

Sp. 19. *cinctus*. *Niger, nitidus, thoracis margine omni, elytris basi pedibusque castaneis.* (Long. corp. 3 lin.)

St. *cinctus*. *Marsham*.—*Ta. cinctus*. *Steph. Catal. 274. No. 2880.*

*Black*, shining, glabrous, above thickly but very minutely punctulated: head rather narrow, subrhomboidal: *thorax* with the entire margin, especially the sides, castaneous: *elytra* dusky-chestnut: scutellum castaneous: abdomen with the margins of the segments and the apex ferruginous above: *legs* castaneous: *antennæ* rather long, slightly thickened, exteriorly rufo-piceous, with hoary pile, the base chestnut.

*Elytra* sometimes dusky, with the sides beneath, and the apex castaneous; or occasionally entirely castaneous; with the tibiæ, tarsi, and base of the antennæ black.

Common in the neighbourhood of the metropolis, and in other parts of the south; also in Norfolk and Devonshire. "Not uncommon near Swansea."—*L. W. Dillwyn, Esq.*

Sp. 20. *scapularis*. *Niger, nitidus, thoracis lateribus rufis, elytris basi externâ, pedibusque testaceis.* (Long. corp. 3 lin.)

*Ta. scapularis*. *Steph. Catal. 274. No. 2881.*

*Black*, shining, smooth, glabrous: *thorax* wide, its lateral margins rounded, and rufous: *elytra* ample, with the base, especially towards the shoulders, bright rufo-testaceous, the rest pitchy-black, with the extreme edge reddish:

abdomen longer than the elytra, entirely black: *legs* dull testaceous: antennæ rather slender, fuscous, with the base rufous: palpi black.

The margins of the abdominal segments are occasionally rufescent.

Apparently rare: I possess a single example captured within the metropolitan district, and others which were found in Devonshire.

Sp. 21. bipustulatus. *Piceus, nitidus, elytris maculâ bascos oblongâ pedibusque testaceis.* (Long. corp.  $2\frac{1}{4}$  lin.)

Ta. bipustulatus. *Gravenhorst.*—*Steph. Catal.* 274. No. 2882.—St. bipustulatus. *Donovan, xv. pl. 532. f. 3.*

*Pitchy*-black, shining, smooth, glabrous: head black: thorax piceous, with the lateral margins rather paler: *elytra* with an oblong flavescent spot at the base, the disc finely but thickly punctulated: abdomen also finely punctulated, with a few diverging hairs: *legs* ferruginous: antennæ thickened exteriorly, black.

Elytra sometimes almost entirely flavescent.

Somewhat rare, at least near London: it has occurred in other parts. “*Rachills.*”—*Rev. W. Little.*

Sp. 22. subterraneus. *Ater, nitidus, elytris maculâ baseos oblonga testaceâ.* (Long. corp.  $2\frac{1}{2}$  lin.)

St. subterraneus. *Linné.*—Ta. subterraneus. *Steph. Catal.* 274. No. 2883.

*Black*, shining, smooth, and glabrous: head subrhomboidal: thorax emarginate in front, truncate, and dilated behind: *elytra* punctulated, with an oblong testaceous spot exteriorly at the base, the apex slightly serrated: abdomen very delicately punctured, with a few black divergent hairs at the apex: *legs* pitchy-black: antennæ slightly thickened exteriorly, black.

Not very common; but found occasionally in tolerable plenty within the metropolitan district, near Fulham, and in Battersea fields. “*In the Penllergare woods.*”—*L. W. Dillwyn, Esq.* “*Rachills.*”—*Rev. W. Little.*

Sp. 23. pallens. *Rufo-testaceus, nitidus, glaber, capite thoracisque disco fusco-piceis, antennis extrorsum fuscis, pedibus pallidis.* (Long. corp.  $2\frac{1}{2}$  lin.)

Ta. pallens. *Gyllenhall.*—*Steph. Catal.* 274. No. 2884.

*Rufo-testaceous*, shining, glabrous: head rounded, pitchy-black: thorax with the disc pitchy-black: *elytra* very finely punctulated, with a fuscous cloud, sometimes, on the disc behind: abdomen punctulated: legs pale testaceous: antennæ testaceous at the base, the apex slightly thickened, and fuscous.

Scarce; found occasionally within the metropolitan district, and also in Devonshire.



b. *With the body considerably elongated.*

Sp. 24. *aterimus*. *Ater, nitidus, antennis pedibusque piceo-ferrugineis, elytris crebrè punctulatis, apice concolore.* (Long. corp. 4 lin.)

Ta. *aterimus*. *Steph. Catal. 274. No. 2385.*

*Elongate, shining black, glabrous: head small, suborbiculate: thorax ample, the lateral margin very delicately bordered, but scarcely rounded: elytra rather thickly and deeply punctured, the apex concolorous, with the disc: abdomen entirely deep pitchy-black: legs pitchy-ferruginous: antennæ dull pitchy-ferruginous, with the apex, which is slightly incrassated, dusky: palpi black.*

Apparently very scarce: I have hitherto seen my own example only, which was captured, I believe, in Norfolk.

Sp. 25. *elongatus*. *Atro-piceus, nitidus, antennis pedibusque ferrugineis, elytris punctulatis, apice rufescente.* (Long. corp. 4—4½ lin.)

Ta. *elongatus*. *Gyllenhal.—Steph. Catal. 274. No. 2886.*

*Elongate, pitchy-black, shining, glabrous, smooth: head small, suborbiculate: eyes scarcely prominent: thorax ample, the lateral margins rounded and delicately margined, the base with a faint, oblique, lineola, and the margin dull rufous: elytra longer, but not wider, than the thorax, delicately punctured, and most obsoletely substriate, the sutural stria deepest, the apex reddish: abdomen with the margins of the segments and the apex rufous; legs rufo-piceous, or dull ferruginous: antennæ ferruginous, with the four basal joints shining and darker, the apex a little thickened: palpi ferruginous.*

Also a rare species: it has been captured in Norfolk, and also in the south of Scotland; but I am aware of no other locality, though I have seen a specimen which was found near London.

FAMILY LXVIII.—STAPHYLINIDÆ, *Leach.*

*Head* exerted, mostly united by a distinct *neck* to the *thorax*, the latter quadrate or semi-ovate, sometimes rounded or cordate. *Antennæ* rather short and stout, occasionally rather abruptly clavate, rarely serrated: *palpi* variable, either filiform or with the terminal joint rather more or less securiform: *labrum* deeply bilobed: *body* elongate, slender, sometimes pubescent, mostly glabrous, and highly polished: *legs* slender; *tibiæ* generally spinous: *tarsi* pentamerous, the anterior frequently dilated.

This is also an extensive family of insects, and the species of which it is composed are usually found beneath stones, dead leaves, mosses, or the remains of animals, like those of the foregoing family.

The species are comparatively of great bulk in regard to the other Brachelytra; and they may be usually distinguished by having the head (which is frequently as large as, or larger than, the thorax) exerted, and the labrum deeply bilobed. The indigenous species may be thus divided into genera, chiefly as proposed by Dr. Leach.

*Tarsi antici dilatati.*

*Antennarum apice abruptè acuminato.*

|                          |           |                  |
|--------------------------|-----------|------------------|
| <i>Antennæ serratæ :</i> | . . . . . | 501. VELLEIUS.   |
| <i>clavatæ :</i>         | . . . . . | 502. CREOPHILUS. |
| <i>filiformes.</i>       |           |                  |

*Tarsi antici valdè dilatati.*

|                               |           |                   |
|-------------------------------|-----------|-------------------|
| <i>Corpus hirtum :</i>        | . . . . . | 503. EMUS.        |
| <i>plus minus pubescens :</i> | . . . . . | 504. STAPHYLINUS. |
| <i>glabrum.</i>               |           |                   |

*Mandibulæ internè dentatæ.*

*Palpi securiformes.*

|                                          |           |                 |
|------------------------------------------|-----------|-----------------|
| <i>Thorax subquadratus, lævissimus :</i> |           | 508. ASTRAPÆUS. |
| <i>crebrè punctulatus :</i>              | . . . . . | 507. TASIUS.    |

*filiformes.*

|                                              |  |               |
|----------------------------------------------|--|---------------|
| <i>Thorax anticè truncatus parum latior,</i> |  |               |
| <i>creberrimè punctatus :</i>                |  | 505. GOËRIUS. |
| <i>subtruncatus, rotunda-</i>                |  |               |
| <i>tus, lævis, vel punctis</i>               |  |               |
| <i>paucioribus impressis :</i>               |  | 509. QUEDIUS. |

*Mandibulæ arcuatæ, graciles, haud internè dentatæ :* 506. OCYPTUS.

*Tarsi antici mediocritè dilatati, art<sup>o</sup>. ult<sup>o</sup>. elongato.*

*Oculi mediocres.*

|                                                           |           |                  |
|-----------------------------------------------------------|-----------|------------------|
| <i>Palpi art<sup>o</sup>. ult<sup>o</sup>. truncato :</i> | . . . . . | 510. PHILONTHUS. |
| <i>acuminato :</i>                                        | . . . . . | 513. BISNIUS.    |

|                      |           |                |
|----------------------|-----------|----------------|
| <i>Oculi magni :</i> | . . . . . | 511. RAPHIRUS. |
|----------------------|-----------|----------------|

*Antennarum art<sup>o</sup>. ult<sup>o</sup>. ovato, integro, subacuminato.*

*Palpi filiformes.*

|                                                                      |  |              |
|----------------------------------------------------------------------|--|--------------|
| <i>maxillares art<sup>o</sup>. ult<sup>o</sup>. elongato-ovato :</i> |  | 512. CAFIUS. |
| <i>conico-acuminato :</i>                                            |  | 515. OTHIUS. |

*art<sup>o</sup>. ult<sup>o</sup>. minuto, subulato.*

|                                             |           |                  |
|---------------------------------------------|-----------|------------------|
| <i>Thorax elongatus, crebrè punctatus :</i> | . . . . . | 519. LATHROBIUM. |
| <i>ovatus, parce punctatus :</i>            | . . . . . | 518. ACHENIUM.   |

*Tarsi antici haud dilatati.*

*Antennæ haud geniculatæ.*

|                                            |           |                    |
|--------------------------------------------|-----------|--------------------|
| <i>Palpi articulo ultimo minutissimo :</i> | . . . . . | 516. HETEROTHIOPS. |
| <i>subulato-conico :</i>                   | . . . . . | 514. GABRIUS.      |

*Antennæ geniculatæ, aut fractæ.*

|                                               |           |                   |
|-----------------------------------------------|-----------|-------------------|
| <i>Palpi articulo ultimo elongato-ovato :</i> | . . . . . | 517. GYROHYPNUS.  |
| <i>minuto, subulato :</i>                     | . . . . . | 520. OCHTEPHILUM. |

GENUS DI.—VELLEIUS, *Leach.*

*Antennæ* rather longer than the head, attenuated at the base and apex, 11-jointed, basal joint long, clavate, second short, obconic, third elongate, also obconic, the following very short, coarctate, each produced within into an acute process, producing a serrated edge, the terminal one narrower, ovate, subacuminate. *Palpi* filiform; maxillary with the terminal joint slender: *mandibles* moderate, curved, acute, irregularly dentate within: *head* rounded-ovate, narrower than the *thorax*; the latter suborbiculate, deeply emarginate in front, with the lateral and posterior margins rounded, and immarginate: *elytra* depressed, with the apex obliquely truncate: *abdomen* convex, margined, with four hirsute styles: *legs* stout, pubescent; *tibiæ* setose; *tarsi*, anterior, considerably dilated in both sexes.

The serrated antennæ of Velleius at once serve to distinguish it from all the other genera of Brachelytra, and its broad dilated suborbiculate thorax, as well as the structure of its palpi, obliquely truncate elytra, &c., also point out its generic distinctions. The only species known appears to differ slightly in its habits from the other insects of the family, by preying upon the larvæ of the common hornet (*Vespa crabro*).

Sp. 1. dilatatus. PLATE XXVI. f. 6.—*Niger, nitidus, thorace æneo-micante, elytris pubescente-obscuris.* (Long. corp. 9 lin.)

St. dilatatus. *Paykull.*—St. coucolor. *Sower. B. M. i. pl. 54.*—*Ve. dilatatus. Steph. Catal. 274. No. 2887.*

Black, head and thorax shining, the latter with the sides dilated, rounded, and tinged with a golden or brassy hue, the disc convex, smooth, with about three large impressions in front, and a series of the same near the lateral margins: elytra opaque, depressed, with an obscure pubescence, and the humeral angle dull ferruginous: abdomen slightly pubescent: legs black; the anterior tarsi considerably dilated and ferruginous beneath: antennæ dusky-black, with the last joint dull testaceous.

Of this very rare insect, I believe my own specimen to be the only example hitherto captured in England: it was found by accident by a lady, and given to the late Mr. Marsham, from whose collection I obtained it. I believe it was found near Winchmore-hill, or in that vicinity.

## GENUS DII.—CREOPHILUS, Kirby.

*Antennæ* subclavate, scarcely longer than the head, 11-jointed, pubescent, the basal joint large, elongate, obconic, the two following shorter, also obconic, the remainder very short, lenticular, gradually incrassated, the terminal one obliquely truncate. *Palpi* subfiliform; maxillary glabrous, the terminal joint attenuated at the base and apex: *head* large, broad, transverse: *eyes* oblong: *thorax* transverse, broadest in front, subemarginate, glabrous, polished: *scutellum* subtriangular: *coleoptra* quadrate, depressed towards the suture, the shoulders gibbous: *abdomen* with the last segment deeply emarginate in the male: *legs* elongate, stout; *tibiæ* setose; *tarsi*, anterior, very much dilated.

The subclavate antennæ of the insects of this genus, combined with their great bulk, strong dentate jaws, broad head, irregularly pubescent body, but smooth, polished, glabrous, thorax, and the dissimilarity of the structure of the palpi, are sufficient to point out their distinctions.

Sp. 1. maxillosus. *Ater, nitidus, pubescens, fasciâ elytrorum et abdominis ventreque cinereis.* (Long. corp. 6—10 lin.)

St. maxillosus. Linnè.—Don. iii. pl. 96. f. 3.—Cr. maxillosus. Steph. Catal. 274. No. 2888.

*Black*, shining: head glabrous, broader than the thorax, suborbiculate, with some large impressions behind the eyes: thorax semicircular, subemarginate in front, with the angles deflexed, the disc very smooth, with sometimes two or four large impressions: *elytra* much punctulated, with a central angulated villose-cinereous fascia, in which are about seven large impressions on each elytron, placed longitudinally, the posterior margin ciliated with black: abdomen with a subinterrupted cinereous-villose fascia above, and the three basal segments beneath densely cinereous: legs black; anterior tarsi dilated, fulvous within: antennæ dusky-black, pubescent.

The ashy pile on the elytra and abdomen is frequently more or less denuded.

Very common in carcasses, and beneath old bones, dung, stones, putrid vegetables, &c., especially on the coast. "Common near Swansea."—L. W. Dillwyn, Esq. "Cramond."—Rev. W. Little.

†Sp. 2. ciliaris. *Ater, cinereo-pubescens, scutello, elytris apice, abdomine segmentis margine anoque fulvo-aureis.* (Long. corp.  $7\frac{1}{2}$  lin.)

Cr. ciliaris. Leach MSS.—Steph. Catal. 274. No. 2889.

*Black*: head scarcely broader than the thorax, glabrous, punctulated, with larger impressions behind the eyes, the sides slightly ashy-pubescent: thorax

nearly semi-oval, very smooth, shining, glabrous: *scutellum* clothed with a golden-fulvous pubescence: *elytra* very much punctulated, each with four larger spots disposed longitudinally on the disc, and one outwardly between the two intermediate ones, the surface with an ashy pubescence, and the apex with long golden-fulvous cilia: abdomen with an ashy pile, the margins of the segments ciliated with golden-fulvous, and the apical joint the same: beneath the three basal joints edged with silvery pile, and the remainder with golden: legs clothed with fulvous pile.

Very rare: one example, which was taken near Edinburgh by Dr. Leach, being the only specimen which I have seen: it is in the British Museum.

### GENUS DIII.—EMUS, *Leach*.

*Antennæ* scarcely longer than the head, 11-jointed, pubescent, basal joint elongate, slightly bent, subclavate, four next obconic, five following transverse lenticular, apical one as long as the second, ovate-acuminate. *Palpi* subfiliform; maxillary with the penultimate joint clavate, the terminal slender, elongate-fusiform: *mandibles* considerably elongate, slightly bent, irregularly dentate within towards the base, simple and acute at the apex, dissimilar: *head* subtriangular, nearly as large as the thorax, the latter broadest in front, rounded behind: *body* densely clothed with pile: *elytra* depressed: *legs* stout, hirsute: *tarsi* pentamerous, the anterior dilated: the base of the femora in the males with an elongate, incurved, truncate spine, dilated at the apex.

Emus may be readily known by its great size, and its densely clothed body, the pubescence being very long and erect: its head and thorax are very wide, jaws powerfully and strongly dentate: the antennæ are of different form and proportions from *Creophilus*, as well as the palpi, and the males have a spine at the base of the hinder femora.

Sp. 1. *hirtus*. *Niger, hirsutus, capite, thorace, abdominisque postice flavo-villosis, elytris posticè fasciâ cinereâ.* (Long. corp. 9—12 lin.)

*St. hirtus.* *Linné.—Don. xvi. pl. 552.—Em. hirtus. Steph. Catal. 274. No. 2890.*

Black: head and thorax densely clothed with an erect golden-yellow pile, the hinder margin of the latter and the scutellum with black; *elytra* finely punctured, anteriorly clothed with a short depressed black pile, and posteriorly with a villose-cinereous fascia, in which are a few black spots: abdomen above, with the three terminal segments, clothed with golden-yellow pile, and the base with black; beneath somewhat violaceous, with a broad

golden-yellow fascia at the base of the penultimate segment, and the antepenultimate with a spot of the same on each side: legs densely clothed with black hairs.

Usually found on heaths and extensive open places, but very rare. I possess specimens from the neighbourhood of Guildford, and it has been found in other parts of the country. “Devonshire.”—*Dr. Leach*. “New Forest.”—*A. Cooper, Esq.* “Parley-heath.”—*J. C. Dale, Esq.*

#### GENUS DIV.—STAPHYLINUS *Auctorm.*

*Antennæ* filiform, basal joint elongate, second short, obconic, third elongate, subclavate, fourth and fifth shorter, obconic, two following subturbinate, the remainder subnodose, the terminal one being obliquely acuminate. *Palpi* slender, with the apical joint considerably attenuated: *head* large: *thorax* subquadrate, rounded behind, widest in front, the lateral and posterior margins slightly bordered: *scutellum* depressed: *coleoptra* quadrate, unequal: *abdomen* with the penultimate joints emarginate in the males: *legs* moderate: *tibiæ* setose: *tarsi*, anterior, considerably dilated.

The restricted genus *Staphylinus* differs from the foregoing by having the body less pubescent, as well as by the structure of the antennæ and palpi; the species are generally of large size, and rather gaily coloured or varied: they frequent the putrid remains of animals, &c.

##### A. Body entirely clothed with a variegated pile.

Sp. 1. *nebulosus*. *Fulvo-aureo pubescens, nigro nebulosus, abdominis apice nigro, femoribus annulo flavo.* (Long. corp. 6—8 lin.)

St. *nebulosus*. *Fabricius*.—*Steph. Catal.* 275. No. 2591.—St. *hyhidus*. *Don.* xvi. *pl.* 563.

*Black, clothed with a cinereous pubescence, varied with black:* head densely clothed with a greenish-fulvous-golden pile, with four distinct black points; mouth testaceous: neck with two black dots: thorax dilated in front, with the anterior angles acute, and the disc with six or eight obscure oblong black spots: scutellum velvety black: elytra irregularly marked with black, the markings somewhat disposed in fasciæ: abdomen with the three basal segments having each two velvety black spots, the remainder black: *femora* black, the anterior testaceous at the apex, posterior with a testaceous ring; tibiæ testaceous, tarsi dusky: antennæ with the four basal joints ferruginous, the rest black.

Not uncommon in the autumn in several parts of the metropolitan district, especially near Hertford; also found in Suffolk, Norfolk,

Devonshire, &c. "On the mountains above Pontreddfecan."—*L. W. Dillwyn, Esq.*

Sp. 2. murinus. *Cinereo-pubescentis, nigro nebulosus, abdomine atro, pedibus nigris.* (Long. corp.  $4\frac{1}{2}$ —6 lin.)

St. murinus. *Linné?*—*Martyn Col. pl. 41. f. 22.*—*Steph. Catal. 275. No. 2892.*

*Black, clothed with an ashy pubescence, clouded with black: head slightly brassy, with an emarginate pale line between the antennæ; mouth pitchy-black: thorax subemarginate in front, with the anterior angles acute: elytra obsolete variegated with fuscous: abdomen variegated anteriorly with cinereous and black pile; beneath somewhat silvery: legs entirely black: antennæ ferruginous at the base, dusky towards the apex.*

Also common within the metropolitan district; and in Norfolk, and near Bristol. "Swansea."—*L. W. Dillwyn, Esq.*

Sp. 3. pubescens. *Niger, nebulosus, capite femoribusque annulo flavis, abdomine subtus villosio-argenteo.* (Long. corp. 5—6 lin.)

St. pubescens. *Fabricius.*—*Steph. Catal. 275. No. 2893.*

*Black, obscure, clouded: head clothed with a dense flavescent down, with a very glossy smooth patch in the middle, and some scattered spots of the same on the disc; mouth pale testaceous: thorax and elytra varied with black and ferruginous pile: abdomen above dusky, with obscure flavescent clouds, and a double dorsal series of velvety black spots; beneath with a dense silvery pile: legs black: femora towards the apex with a testaceous ring: antennæ black, the basal joints ferruginous, varied with black.*

Frequent in the spring and early summer months in the neighbourhood of London, and in other parts of the country. "Swansea, not uncommon."—*L. W. Dillwyn, Esq.* "Near Edinburgh."—*Rev. W. Little.*

#### B. Body nearly glabrous.

##### a. *Elytra rufous.*

Sp. 4. erythropterus. *Ater, elytris antennarum basi pedibusque rufis, thoracis margine postice, abdomineque segmentis utrinque puncto lanuginoso-aureo, scutello atro holosericeo.* (Long. corp.  $5\frac{1}{2}$ — $9\frac{1}{2}$  lin.)

St. erythropterus. *Linné.*—*Don. ix. pl. 308.*—*Steph. Catal. 275. No. 2894.*

*Black: head subcordate, with a dark pubescence, finely punctured: thorax rather narrower than the head, similarly pubescent, with a stria on each side of the front, and the hinder margin of bright golden down; elytra rufous: abdomen black, each segment with a bright golden spot of down on either side, and the extreme edge of the penultimate one whitish, beneath with a*

golden streak on each side: legs rufous: *antennæ the same at the base, the apex black.*

Not uncommon in pastures throughout the metropolitan district in the spring and summer; also found in Suffolk, Norfolk, Devonshire, &c. "Very common near Swansea."—*L. W. Dillwyn, Esq.* "Near Edinburgh."—*Rev. W. Little.*

Sp. 5. castanopterus. *Ater, antennis basi et apice, elytris pedibusque rufis, thorace immaculato, scutello flavo-aureo.* (Long. corp. 5 lin.)

St. castanopterus. *Gravenhorst.—Steph. Catal. 275. No. 2895.*

*Black, opaque, pubescent: head and thorax punctulated, the latter immaculate: scutellum clothed with a golden-yellow down: elytra rufous: abdomen with a small golden-yellow patch of down on each segment above, and a faint streak of the same beneath: legs rufous: antennæ dusky-black, with the base and apex rufous.*

Somewhat rare: found occasionally within the metropolitan district; also in Scotland and in Devonshire. "Swansea, not common."—*L. W. Dillwyn, Esq.* "Near Edinburgh."—*Rev. W. Little.*

Sp. 6. stercorarius. *Niger, opacus, pubescens, antennarum basi, elytris pedibusque rufis, scutello atro-holosericco.* (Long. corp.  $5\frac{1}{2}$ —6 lin.)

St. stercorarius. *Olivier.—Steph. Catal. 275. No. 2896.*

*Black, opaque, pubescent, depressed; head and thorax deeply punctured; the former with a rufous streak between the antennæ, the latter immaculate: scutellum clothed with dark pile: elytra rufous: abdomen with each segment both above and below, with an oblique streak of silvery down at the base: legs dark testaceous: antennæ black, with the base pitchy-red.*

Common in the spring and early summer months in the vicinity of the metropolis, and occasionally found in the autumn: it also occurs in Norfolk and Suffolk. "Not uncommon, near Swansea."—*L. W. Dillwyn, Esq.*

Sp. 7. æriceps. *Ater, opacus, capite thoraceque nigro-æneis, antennis nigricantibus, elytris pedibusque ferrugineis.* (Long. corp.  $5\frac{1}{2}$  lin.)

St. æriceps. *Kirby MSS.—Steph. Catal. 275. No. 2897.*

*Black, opaque: head and thorax, brassy-black, finely punctured, the former not wider than the thorax, with a faint reddish line between the antennæ; the latter immaculate: scutellum black: elytra dull ferruginous: abdomen with the base of each segment clothed with silvery down: legs dull ferruginous: antennæ dusky, or totally black.*



Found in the neighbourhood of London, and also in Suffolk.  
 “Swansea.”—*L. W. Dillwyn, Esq.*

†Sp. 8. *chalcocephalus*. *Nigro-fuscus, pubescens, capite thoraceque nigro-æneis, elytris antennis pedibusque brunneis.* (Long. corp. 6 lin.)

St. *chalcocephalus*. *Fabricius?*—*Steph. Catal.* 275. No. 2898.

Dusky-black, pubescent: *head and thorax brassy, finely punctured, very delicately pubescent, the latter glossy, with two rows of larger impressions, and four still larger towards the lateral margin: elytra brown, or dusky-red: abdomen with obsolete pubescent lines, tinged with gold: legs brown, with an ashy pubescence: femora dusky: antennæ dusky-brown.*

Of this species, which is, I believe, in the British Museum, I am not aware of the locality.

b. *Elytra concolorous with the body.*

Sp. 9. *æneocephalus*. *Niger, pubescens, capite thoraceque æneis nitidis, subtilissimè punctulatis, antennis, tibiis, tarsisque obscure testaceis.* (Long. corp. 6—7 lin.)

St. *æneocephalus*. *Paykull.*—*Steph. Catal.* 275. No. 2899.

*Black, pubescent: head and thorax shining brassy, thickly punctulated: elytra pitchy-brass, or very obscure testaceous, densely pubescent: abdomen clothed with an obscure fuscous down: femora pitchy-black: tibiæ and tarsi dusky-testaceous: antennæ rufous at the base: palpi also rufous.*

Found in the spring; not uncommonly in the sand-pits on Hampstead-heath, and in other parts in the vicinity of the metropolis.  
 “Not uncommon about the sand-hills near Swansea.”—*L. W. Dillwyn, Esq.* “Near Fdinburgh.”—*Rev. W. Little.*

Sp. 10. *brunnipes*. *Niger, punctulatus, capite thoraceque nitidis, pedibus, antennarum basi apiceque ferrugineis.* (Long. corp. 5—7½ lin.)

St. *brunnipes*. *Olivier.*—*Martyn Col. pl.* 41. f. 15.—Or. *brunnipes*. *Steph. Catal.* 276. No. 2914.

*Pitchy-black, rather obscure: head orbiculate, shining, punctured, with a slightly elevated longitudinal line, and two impressions behind each eye: thorax also glossy and punctured, with a somewhat raised smooth longitudinal line: elytra short, very obscure: legs entirely ferruginous: antennæ dull pitchy-ferruginous, with the base and apex rufous.*

Not uncommon within the metropolitan district, beneath stones, moss, &c.; also found in Suffolk and Norfolk. “Raehills.”—*Rev. W. Little.*

Sp. 11. *cantianus*. *Ater, punctulatus, capite thoraceque nitidis, antennis pedibusque brunneis.* (Long. corp. 6½ lin.)

Cy. *cantianus*. *Kirby MSS.*—St. *cantianus*. *Steph. Catal.* 275. No. 2901.

*Black*, punctulated, rather glabrous: *head glossy*, irregularly punctate, with two distinct larger punctures behind: *thorax also glossy*, and irregularly punctured, with a faint smooth longitudinal line: *elytra obscure thickly punctured*, with a large puncture on each near the suture towards the apex: *abdomen obscure*, finely punctured, with larger punctures at the base of each segment: *legs and antennæ brown*.

Occasionally found near London, about Gravesend, &c.

#### GENUS DV.—GOËRIUS, *Leach*.

*Antennæ* filiform, the basal joint elongate, slightly incrassated at the tip, second short, rounded, attenuated at the base, third elongate, the remainder gradually decreasing in length, turbinate or obconic, the apical ones being tomentose, and the last abruptly acuminate. *Pulpi* subfiliform, with the terminal joint cylindric-truncate: *mandibles* strong, irregularly dentate within, the two dissimilar: *head* orbiculate, or globose-depressed: *collar* distinct: *thorax* quadrate, with the posterior angles rounded, widest and truncate in front, thickly punctured: *scutellum* depressed: *elytra* short, tomentose, obliquely truncate at the apex within: *abdomen* rather convex above, with the margins elevated, beneath very convex: *legs* rather short; *tibiæ* setose; *tarsi*, anterior, considerably dilated.

The insects of this genus are usually of larger size, and may be known by having the mandibles dissimilar and irregularly dentate within, combined with their punctate, broad, head and thorax, subfiliform palpi, &c.

Sp. 1. *olens*. *Niger*, *subtomentosus*, *opacus immaculatus*. (Long. corp. 9—16 lin.)

St. *olens*. *Fabricius*.—*Martyn Col. pl.* 41. f. 21.—Go. *olens*. *Steph. Catal.* 275. No. 2902.

*Deep black, opaque*, sparingly tomentose: *head* broader than the *thorax*, somewhat rounded and regularly, but finely and very thickly, punctulated: *thorax* as long as the *head*, thickly and very delicately punctured: *elytra* more tomentose than the rest of the body: *abdomen* with the penultimate segment delicately edged with whitish: *legs* and *antennæ* entirely black.

Abundant in the autumn throughout the metropolitan district, frequenting roads, gardens, fields, &c. “Not uncommon near Swansea.”—*L. W. Dillwyn, Esq.* “Edinburgh.”—*Rev. W. Little*.

†Sp. 2. *macrocephalus*. *Ater*, *capite magno thoraceque subaeneo-nitidis minutissimè et creberrimè punctulatis*, *elytris piceo-nigris opacis*, *pedibus nigro-fuscis*, *tarsis rufo-piceis*. (Long. corp. 10 lin.)

Go. *macrocephalus*. *Leach MSS.*—*Steph. Catal.* 275. No. 2903.

*Black: head very large and wide, of a slight brassy hue and shining, very minutely and thickly punctured: thorax also slightly brassy, glossy, thickly and minutely punctured, with a faint dorsal carina, and two or four larger impressions on the disc: elytra dull opaque pitchy-black: abdomen dilated in the middle, rather obscure: legs pitchy-black; tarsi rufescent: antennæ dusky, with the three or four terminal joints reddish: on the head between the antennæ is a pale testaceous streak.*

In the collection at the British Museum; taken in Devonshire by Dr. Leach in the winter of 1817.

Sp. 3. *cyaneus. Ater, opacus, capite, thorace elytrisque cyaneis.* (Long. corp.  $5\frac{1}{2}$ —9 lin.)

St. *cyaneus. Fabricius.—Kirby and Sp. Int. pl. 1. f. 2.—Go. cyaneus. Steph. Catal. 276. No. 2904.*

*Black, opaque: head orbiculate, cyaneous above, and very thickly but finely punctured, with an intermediate obsolete slightly elevated line: thorax also cyaneous, and thickly punctulated, with a larger puncture on each side of the hinder margin, and a faint longitudinal line: scutellum velvety-black: elytra cyaneous: abdomen and legs black; anterior tarsi piceous beneath: antennæ with the terminal joints tomentose, pitchy-black.*

Not common: found occasionally within the metropolitan district, beneath stones at Coombe-wood; also found in Devonshire, Suffolk, Norfolk, Yorkshire, &c.

Sp. 4. *punctulatus. Niger, capite thoraceque nitidis punctulatissimis, antennæ apice ferrugineis.* (Long. corp.  $6\frac{1}{2}$ —8 lin.)

St. *punctulatus. Marsham?—Martyn Col. pl. 42. f. 27.—Go. punctulatus. Steph. Catal. 276. No. 2905.*

*Black, slightly pubescent: head suborbiculate, shining, rather coarsely punctured: thorax also glossy and coarsely punctured, with a smooth longitudinal line: elytra opaque, rather pubescent, very finely and thickly punctured, with a faint bluish tinge, the suture slightly piceous: abdomen opaque: legs with piceous tarsi: antennæ with the terminal joints dull ferruginous.*

Rather rare: found occasionally at Coombe-wood, beneath dead leaves, in the spring; also in Suffolk, Norfolk, and Devonshire. “Swansea, not very common.”—*L. W. Dillwyn, Esq.*

Sp. 5. *Morio. Niger, capite thoraceque glabris nitidis, parciùs subtilissimè punctulatis, antennis extrorsùm fusco-piceis.* (Long. corp. 6—8 lin.)

St. *Morio. Gravenhorst.—Go. Morio. Steph. Catal. 276. No. 2906.*

*Slender, black, slightly pubescent: head and thorax glabrous, moderately and rather coarsely punctured, the former ovate, and the latter with an obscurely elevated smooth dorsal line: elytra obscure black, very thickly punctured,*

pubescent: abdomen opaque black: legs black; tarsi dull ferruginous antennæ black, with the terminal joints pitchy-brown.

Also rather uncommon: found at Darenth-wood, and at Hampstead, in the spring; likewise in Devonshire and Norfolk.

Sp. 6. Kirbii. *Niger, nitidissimus, capite thoraceque vagè profundèque punctatis, elytris fusco-piceis, antennis piceis, extrorsùm pallidioribus.* (Long. corp. 7 lin.)

Go. Kirbii. *Leach MSS.—Steph. Catal. 276. No. 2907.*

*Black, very glossy: head ovate, very deeply and thickly punctured: thorax also deeply and closely punctured, with a smooth longitudinal line: elytra slightly pubescent, finely punctured throughout, of a bright pitchy-brown, the suture a little elevated: abdomen shining black, punctured: legs black: tarsi rufescent: antennæ pitchy, with the tip paler.*

Found in Devonshire, and, but very rarely, within the metropolitan district.

Sp. 7. fuscatus. *Niger, capite breviorè quadrangulo thoraceque nitidis, fortitè dispersè punctatis, antennis extrorsùm ferrugineis, pedibus piceis.* (Long. corp. 7—8 lin.)

St. fuscatus. *Gravenhorst?—Go. fuscatus. Steph. Catal. 276. No. 2908.*

*Black, slightly convex: head short, rather wider than the thorax, transversely quadrangular, shining, rather distantly, but deeply punctured: thorax also shining, and deeply but distantly punctured: elytra opaque, pubescent, thickly punctured: abdomen also opaque, with the sides deeply margined: legs piceous; tibiæ and tarsi dull reddish: antennæ with the three or four basal joints black, the remainder rufo-ferruginous.*

Not common: found within the metropolitan district, and in Suffolk.

†Sp. 8. erythropus. *Niger, capite thorace elytrisque punctulatissimis nigro-virescentibus, pedibus rufis.* (Long. corp. 6—8 lin.)

St. erythropus. *Paykull.—Go. erythropus. Steph. Catal. 276. No. 2909.*

*Black: head as wide as the thorax, very much punctured, of a black-brassy-green: thorax the same: elytra rather pubescent, finely punctured, of a somewhat obscure dusky brassy-green: abdomen black, with the penultimate joint faintly edged with white, and fringed with fulvous: legs rufous: coxæ black, the two anterior beneath and the posterior rufous: antennæ with the base rufo-ferruginous, the apex dusky-black.*

Very rare: taken occasionally in June beneath dead leaves in Coombe-wood, where I once took a specimen, which is now detained in the collection at the British Museum: it has also been found, I believe, near Dartford, by the late Mr. Lewin.

Sp. 9. *confinis*. *Niger obscurus, capite thoraceque nitidissimis, punctatis, cum elytris nigroæneis.* (Long. corp. 6—7 lin.)

Oc. *confinis*. *Kirby MSS.—Steph. Catal. 276. No. 2911.*

*Black, obscure, subpubescent: head rounded, blackish-brass, punctulated, very glossy, glabrous: thorax also shining blackish-brass, and thickly punctured: elytra obscure blackish-brass, with an impressed point within the apex: abdomen punctured above and beneath: legs pitchy-black, with the tarsi rufo-piceous: antennæ pitchy-black, slightly pilose.*

Taken beneath bark in Essex, and also found near London, but very rare.

#### GENUS DVI.—OCYPUS, *Kirby MSS.*

*Antennæ* rather slender, filiform, the basal joint elongate, slightly bent and subclavate, second short, obconic, third elongate-conic, four following somewhat cylindrical-conic, the remainder turbinated, with the terminal one emarginate, acute. *Palpi* maxillary filiform; labial with the apical joint somewhat securiform: *mandibles* elongate curved acute, with their inner edge simple or obscurely waved: *head* broad, mostly rounded: *thorax* truncate in front, rounded behind: *elytra* rather short, depressed: *abdomen* elongate, convex, with the sides much elevated: *legs* moderate; *tibiæ* setose: *tarsi*, anterior, considerably dilated.

The curved simple mandibles of the insects of this genus form so prominent a character, that they may be at once recognized from the others of the family by that alone: there are, however, other discriminating marks, as the subclavate labial palpi, obscure body, &c. They usually reside beneath stones, or under dead and decaying leaves; and it would appear from the simplicity of their oral organs that they were less rapacious in their habits than the *Goërii*, which are extremely voracious.

Sp. 1. *similis*. *Ater, subtomentosus opacus, capite thoraceque punctulatissimis, tarsi piceis.* (Long. corp. 5—7 lin.)

St. *similis*. *Olivier.—Oc. similis. Steph. Catal. 276. No. 2910.*

*Black, slightly shining, subtomentose: head suborbiculate, very thickly punctured, with a smooth intermediate line: thorax the same: elytra black, very obscure: abdomen with transverse impressed points: legs short, pitchy-black, with the tarsi rufo-piceous: antennæ with the apex rufo-piceous.*

Very abundant in sand-pits, &c. within the metropolitan district; also found beneath dead leaves, bark, &c., during the winter. “*Raehills.*”—*Rev. W. Little.*

Sp. 2. *picipes*. *Ater opacus, capite thorace subnitidis confertissimè punctulatis, elytris obscuris, pedibus piceis, tarsis dilutioribus.* (Long. corp. 6 lin.)

Oc. *picipes*. *Steph. Catal.* 276. No. 2912.

*Black, opaque, rather broad: head and thorax a little glossy, and very thickly and finely punctulated throughout with a faint smooth dorsal line: elytra deep obscure black: abdomen slightly shining, with the margins of the segments rather piceous: legs pitchy-black, with the tarsi somewhat rufescent: antennæ piceous, with the apex rufous.*

Found within the metropolitan district, and in Devonshire.

Sp. 3. *angustatus*. *Ater opacus, corpore angustato, tarsis rufo-piceis, antennis piceis extrorsum rufis.* (Long. corp. 7 lin.)

Oc. *angustatus*. *Kirby MSS.—Steph. Catal.* 276. No. 2913.

*Black, opaque, very slender in proportion to its length: head wider than the thorax, and with the latter very thickly and finely punctured; slightly glossy: elytra dull black, rather pubescent, and finely punctured: abdomen also punctured, with the terminal segment deeply notched beneath: legs pitchy-black, with the tarsi paler: antennæ pitchy, rufous at the apex.*

Antennæ sometimes entirely deep piceous.

Taken in Suffolk, Yorkshire, and also in the vicinity of London.

Sp. 4. *compressus*. *Niger, punctatissimus, capite thoraceque obscuris, antennis basi et apice pedibusque rufo-brunneis.* (Long. corp. 6—7 lin.)

St. *compressus*. *Marsham.—Steph. Catal.* 275. No. 2908.

*Black, very thickly and finely punctured: head and thorax obscure: elytra slightly pubescent: legs red-brown: antennæ fuscous, with the two basal and the two apical joints rufo-ferruginous.*

Not uncommon in the spring in the vicinity of the metropolis; also found in Norfolk, Suffolk, Sussex, &c.

Sp. 5. *phæopus*. *Ater, punctatissimus, capite thoraceque subnitidis, antennis pedibusque rufo-brunneis.* (Long. corp. 7 lin.)

Oc. *phæopus*. *Steph. Catal.* 276. No. 2915.

*Black, thickly and finely punctured: head and thorax rather glossy, with a very faint longitudinal line: elytra opaque, pubescent: legs dull red-brown: antennæ the same.*

I possess a pair of this species, captured near London, but I forget the exact locality.

GENUS DVII.—TASGIUS, *Leach*.

*Antennæ* rather short, filiform, the basal joint elongate, very slender at the base, second and third rather shorter, of equal length, subclavate, four following rather shorter, subcylindric-truncate, the remainder still shorter, obconic, the last being abruptly acuminate. *Palpi* dissimilar; maxillary with the terminal joint short, truncate; labial with the same joint securiform: *mandibles* slightly notched within: *head* rather small, rounded: *thorax* subovate, thickly punctured: *elytra* short, obliquely truncate within: *abdomen* slightly convex above, with an elevated margin, more convex beneath, the apex with short styles: *legs* short; *tibiæ* setose; *tarsi*, anterior, considerably dilated.

By the securiform labial palpi and dissimilarly dentate mandibles, the *Tasgi* may be known from the other insects of this family, excepting *Astrapæus*; from which the truncate maxillary palpi, and thickly and coarsely punctured thorax, readily distinguish them. The species, moreover, appear to differ in habit from the *Astrapæi*, being found beneath stones, &c.

Sp. 1. *rufipes*. *Ater, capite thoraceque subæneis nitidissimis, elytris obscuriusculis, pedibus fulvis.* (Long. corp. 6—8 lin.)

Ast. *rufipes*. *Latreille?*—*Ta. rufipes*. *Steph. Catal. 276. No. 2916.*

Black; head nearly as wide as the thorax, of a faint brassy hue, very glossy, thickly and deeply punctured, with two larger impressions on each side behind the eyes: thorax also very glossy, coarsely punctured, with a very narrow smooth longitudinal line: *elytra* with a very obsolete bluish tinge, rather obscure: abdomen broad, convex: legs rufo-fulvous, with obscure coxæ: antennæ brown, with the base rufous, and the apex fulvous.

Apparently rare: the only specimens I have seen are those in the British Museum, and my own cabinet; the former were taken in Devonshire, and the latter by myself near London, many years since.

GENUS DVIII.—ASTRAPÆUS, *Gravenhorst*.

*Antennæ* subfiliform, rather longer than the head, the articulations for the most part subglobose-conic. *Palpi* with the terminal joint thickened, of the labial subtrigonal, or somewhat securiform: *labrum* with a slight notch: *head* suborbiculate, narrower than the *thorax*, which is subquadrate, with the sides and anterior margins straight, the posterior rounded: *abdomen* with its exposed portion nearly as long as the rest of the body: *legs* rather slender; *tibiæ* setose; *tarsi*, anterior, dilated.

Like *Tasgius*, *Astrapæus* has the labial palpi securiform; but the smoothness of the thorax, and more elongate terminal joint of the maxillary palpi, at once discriminate it: the articulations of the antennæ also differ in form and proportions. The species reside beneath the bark of trees.

†Sp. 1. *rufipennis*. *Niger, nitidus, antennarum basi, ore, elytris abdominisque segmento penultimo rufis.* (Long. corp. 6 lin.)

*Ast. rufipennis.* *Leach MSS.—Steph. Catal. 276. No. 2917.*

Black, shining: head very smooth: labrum rufous: thorax also very smooth, glossy; with one or two larger impressions: elytra bright castaneous-red, with a row of punctures placed longitudinally: abdomen rather glossy, with the greater portion of the penultimate segment rufous: legs black, with the tibiæ and anterior tarsi fuscous: antennæ with the two basal joints rufous.

This is also apparently a very rare species: I once took a specimen at Coombe-wood, which is now in the collection at the British Museum, associated with a second, I believe, captured in Devonshire. These are the only indigenous examples that I have inspected.

#### GENUS DIX.—*QUEDIUS*, *Leach*.

*Antennæ* short, slender, filiform, the basal joint slightly elongate, second short, obconic, third elongate, subclavate, fourth as long as the second, four following gradually decreasing in length, obturbinate, the remainder shorter, with the last longest, and suddenly acuminated. *Palpi* slender, elongate, with the apical joint elongate, subfusiform: *mandibles* short, slightly dentate within: *head* rather small, subovate: *eyes* sometimes large: *thorax* anteriorly truncate, rounded, and generally compressed in front, the disc very smooth, with a few large impressed points: *elytra* rather short, somewhat rounded at the apex: *abdomen* slightly attenuated at the tip, the margins a little elevated: *legs* slender; *tibiæ* setose; *tarsi*, anterior, considerably dilated.

The species of the extensive genus *Quedius* may be known by having the palpi long, filiform, the mandibles dissimilarly dentate within, the anterior tarsi very much dilated, and the thorax convex, with its sides expanded and compressed; the head is generally elongate-ovate, and the eyes are frequently very large, though not very prominent. They mostly reside beneath stones or dung, under the refuse materials of gardens, &c., in damp and sandy situations.



## A. With large eyes.

Sp. 1. *tristis*. *Niger, obscurus, capite thoraceque nitidis, antennis plantisque ferrugineis, pedibus piceis.* (Long. corp. 4—6 lin.)

At. *tristis*. *Gravenhorst.*—Qu. *tristis*. *Steph. Catal. 277. No. 2918.*

*Black, obscure: head subcordate, shining, smooth, with three or four impressions behind the eyes, and others in a transverse line between the latter: thorax subcompressed, smooth, with three impressions placed obliquely on each side of the disc anteriorly, and about seven scattered on the sides: elytra obscure, finely punctured: abdomen with the extreme apex rufopiceous: legs rufopiceous, with the tarsi paler, and the latter beneath ferruginous: antennæ rufous, or brown.*

Abdomen above sometimes iridescent.

Not uncommon in the vicinity of the metropolis; also found in Devonshire, Norfolk, Suffolk, near Bristol, &c. “Frequent near Swansea, beneath stones in moist places.”—*L. W. Dillwyn, Esq.* “*Rachills.*”—*Rev. W. Little.*

Sp. 2. *pivicornis*. *Ater, nitidiusculus, capite thoraceque politis, antennis piceis.* (Long. corp.  $4\frac{1}{2}$  lin.)

St. *pivicornis*. *Kirby MSS.*—Qu. *pivicornis*. *Steph. Catal. 277. No. 2919.*

*Black, shining, slightly pubescent: head somewhat rounded, very glossy, smooth, with several punctures behind the eyes on each side, and others placed transversely between the eyes: thorax also very glossy, with six impressions placed in two oblique lines on the disc, and two or three others on the sides: elytra obscure, very much punctured: legs pitchy-black, with the tarsi paler: antennæ pitchy.*

Probably a variety of the foregoing.

Found occasionally within the metropolitan district, and in other parts of the country.

Sp. 3. *gracilis*. *Angustior, ater, nitidiusculus, capite parvo thoraceque nitidis, antennis piceis basi rufis.* (Long. corp. 6 lin.)

Qu. *gracilis*. *Steph. Catal. 277. No. 2920.*

*Slender, elongate, black, rather glossy: head small, glossy, smooth, with about three punctures on the hinder angle: thorax also glossy and smooth, with four punctures on the disc, and about six towards the lateral margins: elytra obscure, somewhat piceous: abdomen slender, with the extreme apex piceous: legs piceous, with the tibiæ and tarsi rufescent: antennæ pitchy, with the base rufous.*

Taken near London; apparently not very common.

Sp. 4. pyrrhopus. *Ater, capite thoraceque politis, antennis, elytris, pedibusque rufis, capite subovato.* (Long. corp. 3—4½ lin.)

St. pyrrhopus. *Kirby MSS.*—Qu. pyrrhopus. *Steph. Catal.* 277. No. 2921.

*Black*: head subovate, very glossy, smooth, with three punctures on the hinder angles, and one on each side near the eyes: thorax also very glossy, and smooth, with three punctures on each side of the disc, placed obliquely, and two or three others on the sides: *elytra* of a *bright red*, very thickly punctulated: abdomen with the penultimate segment delicately edged with whitish: *legs ferruginous*: antennæ slightly thickened exteriorly, rufous.

Not common: found within the metropolitan district; also in Norfolk, Suffolk, and in Yorkshire.

Sp. 5. picipennis. *Ater, obscurus, capite thoraceque nitidissimis, elytris antennis pedibusque piceis.* (Long. corp. 4—5 lin.)

St. picipennis. *Paykull.*—Qu. picipennis. *Steph. Catal.* 277. No. 2922.

*Black, obscure*; head subcordate, very glossy, with about four impressions on the hinder angle, and one deeper near the eyes: *thorax* also very glossy, and smooth, with six punctures placed in two oblique lines on the disc, and one submarginal on each side: *elytra* very much punctured, *pitchy-castaneous*: abdomen with the penultimate segment slightly edged with whitish: *legs rufo-piceous*, with the *femora dusky*: antennæ *piceous*, with the base and apex sometimes rufous, or entirely rufous.

Not uncommon within the metropolitan district; also found in Norfolk, Suffolk, Devonshire, and near Bristol. “Not uncommon near Swansea.”—*L. W. Dillwyn, Esq.*

Sp. 6. denudatus. *Piceo-niger, nitidus, elytris glabris, punctulatissimis, antennis piceis.* (Long. corp. 4½ lin.)

St. denudatus. *Kirby MSS.*—Qu. denudatus. *Steph. Catal.* 277. No. 2923.

*Pitchy-black*: head subcordate, half as wide as the thorax, shining, smooth, with three punctures on the hinder angle, and one on each side near the eyes: thorax very glossy, smooth, with about six scattered punctures: *elytra glabrous*, punctured, very glossy: abdomen with the penultimate joint edged with whitish: legs *pitchy*; tarsi reddish: antennæ *piceous*.

This may be merely the old state of the foregoing species.

Found near London, and in Suffolk.

†Sp. 7. lateralis. *Niger, nitidus, antennarum basi, elytrorum margine laterali tarsisque fusco-ferrugineis, fronte scutelloque impunctatis.* (Long. corp. 6 lin.)

St. lateralis. *Gravenhorst Micr.* p. 35:

*Broad, shining, black*: head rounded, with a single impression on each side near the eyes: thorax very smooth, with a faint metallic tinge, and three obsolete punctures on each side, placed obliquely: scutellum very smooth: *elytra opaque, with the lateral edge broadly pale testaceous*: abdomen with a violaceous or brassy tinge, the apex rufescent: legs pitchy; tarsi rufescent: antennæ stout, fuscous-black, with the first joint and base of the two next reddish.

Although this conspicuous insect has been nearly twenty years in the collection at the British Museum, *unnamed*, it has never been recorded as indigenous, from having been accidentally omitted in my Catalogue.

A single example taken in July, 1815, at Darenth-wood by Dr. Leach, and a second in "Spitchweek-park," by Mr. Bentley, in June, 1828, are the only specimens that I have seen.

B. With the eyes moderate, or small; the sides of the thorax not waved.

a. *Thorax with a double row of two or three impressions.*

Sp. 8. hæorrhous. *Niger, capite thoraceque nitidissimis, lævibus, antennis basi, pedibus, elytris punctulatis anoque rufescentibus.* (Long. corp.  $3\frac{1}{2}$ —4 lin.)

St. hæorrhous. *Kirby MSS.*—Qu. hæorrhous. *Steph. Catal. 277. No. 2924.*

*Black*: head rather narrower than the thorax, somewhat rounded, shining, smooth, with about four punctures towards the hinder angle, and one on each side near the eyes: thorax smooth, glossy, with six discoidal spots, the two posterior in each series approximating, and two or three on the lateral margins: scutellum dusky: *elytra shining, very much punctulated, testaceous*: abdomen with the margins of the segments both above and beneath, and the apex rufous: *legs ferruginous*: antennæ dusky, with the basal joint rufous: *palpi rufous.*

Found in boleti, and beneath the bark of willows. Not common; in the neighbourhood of the metropolis, as well as in Norfolk and Suffolk.

Sp. 9. hæopterus. *Ater, nitidus, elytris rubris, antennis pedibusque brunneis.* (Long. corp. 4 lin.)

St. hæopterus. *Kirby MSS.*—Qu. hæopterus. *Steph. Catal. 277. No. 2925.*

*Black, shining*: head suborbiculate, smooth, with three punctures on the occiput, placed obliquely, and one near each eye: thorax smooth, with six punctures, disposed in three parallel rows, the anterior two being rather more distinct, and other punctures on the margin and anterior angle: *elytra pubescent, reddish*: abdomen with the margins of the segments and the extreme tip piceous: *legs brown*: antennæ rather stout, brown or reddish-black, the apical joint small: *palpi fuscous.*

Occasionally found near London, and in Suffolk and Devonshire.

Sp. 10. *variabilis*. *Niger, nitidus, elytris piceis, capite thoraceque orbiculatis, hoc punctis oparsis.* (Long. corp.  $2\frac{1}{4}$ —4 lin.)

St. *variabilis*. *Gyllenhall*.—Qu. *variabilis*. *Steph. Catal.* 277. No. 2926.

*Pitchy-black, shining: head orbiculate, scarcely narrower than the thorax, smooth, with three punctures behind: thorax also orbiculate, with some oblique scattered spots in front, and a double series of six larger ones on the disc: elytra rather obscure, very much punctulated, pubescent, piceous or black: abdomen also pubescent, with the penultimate joint slightly edged with white: legs piceous; antennæ pitchy-black, or rufescent: palpi black.*

Extremely variable in size, and slightly so in colour; the antennæ, legs, and margins of the abdominal segments being sometimes rufescent.

Not common: found within the metropolitan district; also in Norfolk, Suffolk, and Devonshire.

†Sp. 11. *atriceps*. *Rufo-piceus, nitidus, antennis elytris pedibus anoque ferrugineis, capite atro.* (Long. corp. 3 lin.)

St. *atriceps*. *Kirby MSS*.—Qu. *atriceps*. *Steph. Catal.* 277. No. 2927.

*Reddish-piceous, or obscure ferruginous: head black, polished, smooth, with three lateral punctures at the hinder angle, and one near each eye: thorax also polished and smooth, with a few punctures on the margin, and a double row of six on the disc, placed obliquely: elytra ferruginous, punctulated: abdomen with the apex bright ferruginous: legs also ferruginous: antennæ rather stout at the apex, and with the palpi black.*

Taken in Suffolk.

Sp. 12. *Lathburii*. *Piceus, capite nigro, antennis elytris que fulvis, abdomine dilatato.* (Long. corp.  $3\frac{3}{8}$  lin.)

St. *Lathburii*. *Kirby MSS*.—Qu. *Lathburii*. *Steph. Catal.* 277. No. 2928.

*Pitchy: head orbiculate, narrower than the thorax, very glossy and glabrous, black, with three punctures placed triangularly behind, and another before each eye: thorax ample, highly polished and glabrous, with a double row of large impressions placed obliquely, one submarginal, and two on the hinder margin: elytra dull yellow, obscure, slightly pubescent: abdomen broad, pitchy: legs rufo-piceous; tarsi rufous: antennæ and palpi fulvous-yellow.*

The antennæ are sometimes brown at the apex, and the posterior legs pitchy.

Not common: found near London, and in Suffolk, “beneath algæ in the Orwell in June.”—*Kirby MSS*.

Sp. 13. *hæmorrhoidalis*. *Niger, subnitidus, elytris pedibusque piceo-castaneis, abdomine dilatato apice rufo, antennis piceis.* (Long. corp.  $3\frac{1}{2}$  lin.)

Qu. *hæmorrhoidalis*. *Leach MSS*.—*Steph. Catal.* 277. No. 2929.

*Black*, slightly shining: head ovate, shining, smooth, with a few punctures behind the eyes, and four between: thorax also shining and smooth, with two rows of rather obscure punctures on the disc, and a few impressions on the margin: *elytra pitchy-chestnut*: abdomen dilated, with the apical segment rufous: legs pitchy-brown or chestnut: antennæ piceous, rather stout.

Found near London, and in Devonshire: not very common.

Sp. 14. fulvipes. *Ater, nitidus, antennis obscuro-brunneis, elytris lævibus pedibusque rufis.* (Long. corp. 3—3½ lin.)

St. fulvipes. *Fabricius.*—Qu. fulvipes. *Steph. Catal. 277. No. 2930.*

*Black*, rather shining: head very glossy, smooth, a little narrower than the thorax, with three impressions behind, the intermediate one larger between the antennæ: thorax also very glossy and smooth, with discoidal impressions, placed very obliquely, and also a deeply excavated puncture on each lateral margin, with four smaller ones anteriorly: *elytra rufous, glabrous, impunctate*: abdomen black, with the edges of the segments and the extreme tip dark reddish: legs rufous: antennæ rufous at the base, the apex dusky-red.

Not common: found within the metropolitan district, and in Devonshire.

Sp. 15. impressus. *Niger, nitidus, elytris quadruplici serie impressis, margine omni rufo.* (Long. corp. 3½ lin.)

St. impressus. *Graenhorst.*—Qu. impressus. *Steph. Catal. 278. No. 2931.*

*Black*: head smooth, very glossy, with about five punctures on the hinder angle, and two on each side near the eyes: thorax very smooth and shining, with six discoidal punctures, disposed in two oblique rows, and several scattered ones towards the margin: *elytra glabrous, shining, with the deflexed sides, suture, and apex rufous*, with four rows of impressions, one of them near the suture, two on the disc, and the fourth on the lateral margin: abdomen with the margins of the segments both above and beneath dull rufous: legs pitchy, with the joints fuscous: antennæ pitchy-black.

Slightly variable in the colour of the legs, and in the breadth of the coloured edge of the elytra.

Not very uncommon in dung, and beneath dead leaves, in the vicinity of London; found also in Suffolk, and in Devonshire.

Sp. 16. sericopterus. *Ater, nitidiusculus, antennis pedibusque rufo-brunneis, elytris sericeo-pubescentibus brunneo-castaneis.* (Long. corp. 3 lin.)

Qu. sericopterus. *Steph. Catal. 278. No. 2932.*

*Black*, rather glossy: head subovate, smooth, shining, with a few punctures behind the eyes, and one on each side between them: thorax also smooth and glossy, with a faint double row of impressions on the disc, and a few punctures on the margin: *elytra chestnut-brown, clothed with a long silken*

*pubescence*: abdomen rather acute, with a bluish gloss; legs red-brown; antennæ the same, but paler, and slender.

Taken within the metropolitan district.

Sp. 17. *rufitarsis*. *Ater, capite, thoraceque nitidis, elytris tarsisque ferrugineis.* (Long. corp. 3 lin.)

St. *rufitarsis*. *Marsham*.—Qu. *rufitarsis*. *Steph. Catal.* 278. No. 2933.

*Black*: head rather narrower than the thorax, rounded, shining, smooth, with three impressions on the hinder angle, and one near each eye: thorax smooth, glossy, with a double row of three punctures placed obliquely, and a few scattered ones on the margin: *elytra* pubescent, *testaceous*, punctulated: abdomen with the penultimate segment delicately edged with white: *legs pitchy-black*; *tarsi rufous*: antennæ piceous.

Found near London; but not common.

†Sp. 18. *seminitidus*. *Ater, obscurus, capite thoraceque politis, elytris pedibusque piceis, palpis subclavatis.* (Long. corp.  $1\frac{3}{4}$  lin.)

St. *seminitidus*. *Kirby MSS*.—Qu. *seminitidus*. *Steph. Catal.* 278. No. 2934.

*Black*: head somewhat rounded, polished with several very obscure punctures behind the eyes: thorax very smooth, polished, with a puncture on each side, and another in the margin: *elytra* punctulated, obscure *piceous*, pubescent: abdomen with the penultimate segment narrowly edged with whitish: *legs pitchy-black*: antennæ and *palpi black*, the latter *subclavate*.

This singular species, I believe, has only been taken in Suffolk.

Sp. 19. *humeralis*. *Ater, nitidissimus, palpis, elytris, pedibus anoque rufescentibus.* (Long. corp. 3 lin.)

St. *humeralis*. *Kirby MSS*.—Qu. *humeralis*. *Steph. Catal.* 278. No. 2935.

*Black*: head orbiculate, *very glossy*, glabrous, smooth, with several punctures behind the eyes, and one larger one on each side between them: eyes rather large: thorax glabrous, smooth, with a double series of three punctures, and three or four others on the lateral margin: *elytra dull reddish*, very much punctulated, slightly pubescent and obscure: *abdomen* with a *purplish* gloss in certain lights, with the edges of the segments and *the extreme tip reddish*: *legs rufous*: antennæ *subclavate*, glabrous, *black*, with *the base rufous*.

Not common: I have once captured a specimen within the metropolitan district. “Taken near Barham in June.”—*Kirby MSS*.

b. *With the dorsal series of thoracic impressions quadri punctate.*

Sp. 20. *picatus*. *Ater, capite thoraceque nitidis, elytris piceis, thorace posticè foveolâ impressâ.* (Long. corp. 3 lin.)

St. *picatus*. *Kirby MSS*.—Qu. *picatus*. *Steph. Catal.* 278. No. 2936.

*Black*: head subcordate, very *glossy*, smooth, with several punctures on the hinder angle, and two between each eye: *thorax* with eight discoidal punctures, disposed in two lines, and others on the lateral margins, and a *fovea* on the hinder margin: *elytra* *pitchy*, pubescent, very much punctured: abdomen with the penultimate segment delicately bordered with white: legs rufo-piceous, with the anterior coxæ dusky: *antennæ* black.

Rather uncommon: found occasionally near London; and in Suffolk and Devonshire.

Sp. 21. *picipes*. *Niger, pubescente-obscurus, capite thoraceque glabris nitidis, elytris pedibusque piceis.* (Long. corp. 3 lin.)

St. *picipes*. *Kirby MSS.*—Qu. *picipes*. *Steph. Catal.* 278. No. 2937.

*Black*, with a rather long but *sparing* ashy *pubescence*: head subcordate, shining, smooth, *glabrous*, punctate as in Qu. *picatus*: *thorax* also smooth and *glabrous*, with the ordinary series of discoidal impressions, and others on the sides: *elytra* *obscure, piceous*, very minutely punctulate: abdomen with the penultimate joint slightly margined with white, the terminal one at the tip beneath reddish: *legs* rufo-piceous, with the anterior coxæ dusky: *antennæ* black, with the basal joints *pitchy*.

Found occasionally within the metropolitan district; also in Suffolk.

Sp. 22. *hirtipennis*. *Niger, nitidiusculus, elytris pubescente-obscuris, pedibus ferrugineis, antennis thorace brevioribus.* (Long. corp.  $2\frac{1}{4}$  lin.)

St. *hirtipennis*. *Kirby MSS.*—Qu. *hirtipennis*. *Steph. Catal.* 278. No. 2939.

*Black*, rather shining, similar in all respects to Qu. *picipes*, but the antennæ are shorter than the thorax; the neck stouter: the *elytra* clothed with longer and more rigid *pubescence*; the *legs* of an *obscure ferruginous*, and the margins of the abdominal segments beneath reddish. It may possibly be a mere variety, or an immature state of the preceding.

Found also within the metropolitan district, and in Suffolk; but rarely.

†Sp. 23. *sericans*. *Ater, nitidus, thorace sericante, elytris pedibusque rufescentibus.* (Long. corp.  $2\frac{1}{2}$  lin.)

St. *sericans*. *Kirby MSS.*—Qu. *sericans*. *Steph. Catal.* 278. No. 2940.

*Black, shining, pilose*: head suborbiculate, punctured behind the eyes, and with four impressions placed transversely between them: thorax with a slightly silken gloss, with a double series of four deeply impressed punctures, rather diverging, and five others towards the margins: *elytra* dull *rufous*, *pilosè*, punctulated: abdomen acute, with the edges of the segments beneath *rufous*: *legs* dull reddish: *antennæ* black, with the base rufo-piceous.

Taken in Suffolk, by Mr. Kirby.

†Sp. 24. *fuscipennis*. *Ater*, *nitidus*, *subpilosus*, *elytris pedibusque castaneis*.  
(Long. corp. 3 lin.)

St. *fuscipennis*. *Kirby MSS.*—Qu. *fuscipennis*. *Steph. Catal.* 278. No. 2941.  
*Black, shining, subpilose*: head suborbiculate, with several punctures behind the eyes, and two on each side between them, placed transversely, one on the margin itself: thorax polished, smooth, with a double row of four impressions on the disc, one intermediate of three, and a lateral one of two; *elytra* punctulate, *chestnut-brown*: abdomen of a dark-bluish tint: *legs chestnut-brown*: *antennæ black*.

Also found in Suffolk, and I believe likewise in Devonshire.

Sp. 25. *rufipes*. *Nigro-piceus*, *capite thoraceque nitidis*, *elytris abdomineque obscuris*, *subpubescentibus*, *pedibus rufo-fulvis*, *antennis piceis basi rufis*.  
(Long. corp.  $2\frac{1}{2}$  lin.)

Qu. *fulvipes*. *Steph. Catal.* 278. No. 2942.

*Pitchy-black*: head and thorax *glabrous*, smooth, and shining; the former with a few punctures on the hinder angle, and two on each side between the eyes; the latter with a double row of four rather large impressions on the disc, and four or five on each side: *elytra very much punctulated*, and *slightly pubescent*: abdomen also pubescent, with the margins of the segments *obscurely piceous*: *legs rufo-fulvous*; tibiæ and tarsi *obscure*: *antennæ pitchy*, with the base *rufous*.

Taken by myself within the metropolitan district.

Sp. 26. *nigricornis*. *Ater*, *nitidissimus*, *elytris punctulatis*, *pedibus piceis*, *antennis crassioribus nigris*. (Long. corp.  $3\frac{1}{2}$  lin.)

Qu. *nigricornis*. *Steph. Catal.* 278. No. 2944.

Bright *deep shining black*: head and thorax very much *polished*; the former with several large punctures behind the eyes, and one on each side between them; the latter with a faint double row of impressions on the disc, and a few more deeply impressed points on the margin: *elytra* slightly glossy, and very *thickly punctulated*: abdomen rather *acuminated*, *glabrous*, with a faint purplish tinge, and the extreme edge of the penultimate segment whitish: *legs pitchy*, with the anterior femora *fuscescent*: *antennæ* rather short and *thick*, entirely *black*.

Inhabits the vicinity of London: apparently uncommon.

Sp. 27. *nitescens*. *Nigro-piceus*, *subnitidus*, *capite atro*, *elytrorum apice*, *abdominisque segmentorum marginibus*, *antennis pedibusque piceis*. (Long. corp. 2 lin.)

Qu. *nitescens*. *Steph. Catal.* 278. No. 2945.—Qu. *pivicornis*. *Steph. Catal.* 278. No. 2947.

*Pitchy-black*, rather *glossy*: head small, *black*, with some faint punctures



behind the eyes, and two on each side between: thorax suborbiculate, with a double row of small punctures on the disc, and some larger ones on the margin: *elytra* slightly *pubescent*, with the apex *pale* pitchy: *abdomen* also pubescent, with the margins of the segments narrowly edged with *pale* pitchy: legs *pitchy*: *antennæ* the same, *palest* at the base.

Found on the coast of Norfolk. "Swansea."—Dr. Leach.

Sp. 28. *caliginosus*. *Niger, subnitidus, elytris pubescentibus, pedibus nigropiceis*. (Long. corp.  $2\frac{1}{2}$  lin.)

Qu. *caliginosus*. *Steph. Catal.* 278. No. 2946.

*Black, slightly shining*: head subovate, glossy, smooth, with some faint impressions behind the eyes, and two larger ones on each side between them: thorax rather elongate ovate, shining, smooth, with a double row of impressions on the disc, placed obliquely, and a few more distinct ones on the lateral margin: *elytra* pubescent, dull black, finely punctulated: legs *pitchy-black*: *antennæ* rather slender, *entirely black*.

Captured in the neighbourhood of London.

c. *The series of impressions on the thorax quinque-punctate.*

Sp. 29. *lepidulus*. *Niger, nitidus, antennis elytris pedibusque rufis, abdomine segmentis apice piceis*. (Long. corp.  $2\frac{1}{2}$  lin.)

St. *lepidulus*. *Kirby MSS.*—Qu. *lepidulus*. *Steph. Catal.* 278. No. 2948.

*Pitchy-black*: head subcordate; rather narrower than the thorax, shining, smooth, the posterior angles punctured, and two punctures on each side between the eyes: thorax shining, smooth, with ten slightly impressed punctures disposed in a double row, and others on the lateral margins: *elytra* slightly pubescent, punctulated, *reddish*: *abdomen* with the margins of the segments dull *piceous*, of the penultimate one *whitish*: legs *ferruginous*: *antennæ rufous*, with the base *paler*.

Rare: taken near London, and in Suffolk and Devonshire.

†Sp. 30. *inquinatus*. *Ater, nitidus, subpilosus, elytris rufis basi nigris, pedibus fuscis*. (Long. corp.  $2\frac{3}{4}$  lin.)

St. *inquinatus*. *Kirby MSS.*—Qu. *inquinatus*. *Steph. Catal.* 278. No. 2949.

*Black, shining, rather pilose*: head suborbiculate, punctate behind the eyes, and with four impressions placed transversely between the eyes, one of them on the margin itself: thorax with a double row of five impressions, three intermediate, and two lateral, besides others on the margin itself: *elytra* pilose, punctulate, *rufous*, with the base *black*: *abdomen* linear, sericeous beneath: legs *fuscous*, with the tarsi *paler*: *antennæ fuscous-black*, with the basal joint *pitchy*.

Found in Suffolk: not common.

Sp. 31. *pivicollis*. *Niger, thorace elytrisque piceis, femoribus rufescentibus.*  
(Long. corp. 2 lin.)

St. *pivicollis*. *Kirby MSS.*—Qu. *pivicollis*. *Steph. Catal.* 279. No. 2950.

*Black*: head scarcely narrower than the thorax, orbiculate, shining, glabrous, smooth, with five punctures towards the hinder angle, and two on each side between the eyes: *thorax* subquadrate, *pitchy-brown*, shining, with a double row of five impressions, of which the first and last are most distant; in the middle of the lateral margins are four other punctures, placed obliquely: *elytra pitchy*, rather glossy, pubescent: abdomen with the apex of the segments beneath reddish: *legs fuscous*, with the *femora fulvescent*: antennæ fuscous, with the basal joint paler.

Taken but rarely near London: it has occurred in the county of Norfolk and Suffolk; also, I believe, in Devonshire.

Sp. 32. *suturalis*. *Nigro-piceus, antennis, pedibus, elytrorum margine suturâque ferrugineis.* (Long. corp. 2½ lin.)

St. *suturalis*. *Marsham.*—Qu. *suturalis*. *Steph. Catal.* 278. No. 2943.

*Pitchy-black*: head subcordate, rather narrower than the thorax, smooth, shining, with several punctures on the hinder angle, and two on each side between the eyes: *thorax* smooth, polished, with a double row of five punctures, and two others on each side: *elytra* slightly pubescent, very thickly punctured, *picceous*, with the suture and lateral margin *ferruginous*: abdomen with the margins of the segments reddish: legs ferruginous: antennæ subfiliform, ferruginous.

Rather scarce within the metropolitan district, but more abundant in Norfolk and Suffolk. “Not uncommon near Swansea.”—*L. W. Dillwyn, Esq.* “Cramond.”—*Rev. W. Little.*

Sp. 33. *unicolor*. *Ater, nitidus, capite, thoraceque politis, thorace punctis duplici serie.* (Long. corp. 2½ lin.)

St. *unicolor*. *Kirby MSS.*—Qu. *unicolor*. *Steph. Catal.* 278. No. 2928.

*Black*, rather *shining*: head subcordate, about half as wide as the thorax, *extremely glossy*, smooth, with about three impressions on the posterior angle, and two on each side between the eyes: *thorax* smooth, *also very glossy*, with ten discoidal impressions, disposed in two lines, and some others scattered on the lateral margin: *elytra* rather *obscure*, pubescent: abdomen with the extreme edge of the penultimate segment whitish: legs black: antennæ the same.

Rather scarce: found near London, and in Norfolk, Suffolk, and Devonshire.

Sp. 34. castanopterus. *Ater, nitidus, elytris rufo-castaneis, antennis basi tarsisque piceis.* (Long. corp.  $2\frac{3}{4}$  lin.)

Qu. castanopterus. *Steph. Catal.* 273. No. 2951.

*Black, shining:* head subovate, smooth, with about four impressions behind the eyes, and two between: thorax suborbiculate, with about twelve punctures, disposed in two nearly parallel rows, on the disc, and a few more distinct on the lateral margin: *elytra faintly punctulated, of a bright rufo-castaneous:* abdomen with the two basal segments narrowly edged with pitchy-red: legs dusky black, *tarsi piceous:* antennæ dusky, with the base piceous.

Taken near London: not common.

d. *Thorax with four punctures.*

Sp. 35. Skrimshiranus. *Rufo-piceus, nitidus, capite elytrisque atro-piceis, thorace nitidissimo disco quadripunctato.* (Long. corp. 4 lin.)

Qu. Skrimshiranus. *Steph. Catal.* 279. No. 2952.

*Pitchy-red, shining, glabrous:* head ovate, deep *pitchy-black,* with two large punctures behind the eyes, and two foveæ between them in front: *thorax convex,* extremely glossy *bright rufo-piceous,* with four impressions on the disc towards the anterior margin, placed somewhat tetragonally: *elytra finely punctulate, deep pitchy-black,* with the suture piceous: abdomen convex, strongly margined on the sides, punctate, with the penultimate segment narrowly edged with piceous: legs dull rufo-piceous, with the tarsi paler: antennæ piceous, somewhat rufescent at the base.

Of this conspicuous insect I have seen but a single specimen, which was presented to me by the Rev. T. Skrimshire, who captured it near Fakenham, in Norfolk.

C. *Eyes moderate: thorax with its lateral margins waved.*

Sp. 36. nitidus. *Niger, nitidus, occipite utrinque punctatissimo, elytris testaceis.* (Long. corp. 5 lin.)

St. nitidus. *Fabricius.*—Qu. nitidus. *Steph. Catal.* 279. No. 2953.

*Black,* somewhat pubescent, rather *shining:* head rather longer than the thorax, with several scattered excavations on the posterior angle, and two distinct ones on the forehead: thorax very glossy, with about eight impressed punctures on the disc, disposed in two oblique lines, and several on the lateral margin: *elytra very much punctulated, rufo-testaceous,* slightly pubescent: abdomen rather short: *legs black, or pitchy-black:* antennæ obscure, with the three basal joints shining: palpi black and glossy.

Not very common: found within the metropolitan district, and in Devonshire.

Sp. 37. erythropterus. *Niger, nitidus, antennis, pedibus, abdomine segmentarum marginibus anoque rufo-piceis, elytris rufis basi infuscatis.*  
(Long. corp. 5 lin.)

Qu. erythropterus. *Steph. Catal. 279. No. 2954.*

*Black, shining, glabrous: head smooth, with three large punctures behind the eyes, and two foreæ between them in front: thorax glossy, smooth, with two faint impressions on each side of the disc, and one on the lateral margin: elytra nearly glabrous, rufous, with the base indeterminately dusky: abdomen with the margins of the segments and the extreme one entirely pitchy-red: legs and antennæ the same, the latter a little dusky towards the apex.*

The antennæ are sometimes nearly black, the base of the elytra cloudless, and the penultimate joint of the abdomen half red.

Taken within the metropolitan district; but not commonly.

### GENUS DX.—PHILONTHUS, *Leach.*

*Antennæ* filiform, the basal joint elongate, rather stout, second and third longer and more slender than the rest, subclavate, the remainder abbreviated, sub-nodose, with the terminal one largest, obliquely excavated at the apex. *Palpi* short, maxillary with the terminal joint longer and rather more slender than the preceding: *mandibles* with a strong tooth in the middle of its inner edge, the two dissimilar: *head* somewhat globose-depressed, or orbiculate, punctured behind the eyes, and one on each side before them: *thorax* quadrate, with the lateral margins dilated and deflexed in front: *body* sub-linear: *legs* moderate; *tibiæ* slightly setose externally, downy interiorly: anterior *tarsi* moderately dilated.

The genus *Philonthus* may be recognised from *Quedius* by the comparatively slight dilatation of the anterior tarsi, the terminal joint of which is elongate: from *Bisnius* it may be known by the truncate apical joint of the palpi, and from *Raphirus* by the smallness of the eyes. The species chiefly frequent dung; but some few are found also in fungi, beneath moss, in decayed trees, &c.

#### A. Thorax with its disc impunctate.

##### a. *With the sides of the thorax rounded.*

Sp. 1. laminatus. *Nigro-æneus, nitidus, abdomine pedibusque nigris, elytris viridi-æneis, capite thoraceque lævissimis.* (Long. corp. 4½—5 lin.)

St. laminatus. *Creutzer.*—Ph. laminatus. *Steph. Catal. 279. No. 2956.*

*Black-brass, shining: head rather narrower than the thorax, very smooth, and slightly pilose: thorax similar, but less pilose: elytra greenish-brass, thickly and finely punctate: abdomen black, with the ante-penultimate*

segment beneath, in one sex, twice as long as the others, and covering the penultimate: legs black: tarsi pitchy.

Not uncommon beneath old bones, under dung, moss, &c., throughout the metropolitan district; and in Suffolk. "Not unfrequent (near Swansea)."—*L. W. Dillwyn, Esq.*

Sp. 2. *æneus*. *Ater*, capite thoraceque lævissimis *æneis*, *elytris æneis nitidis*. (Long. corp. 5 lin.)

St. *æneus*. *De Geer*.—Ph. *æneus*. *Steph. Catal.* 279. No. 2957.

*Black*: head and thorax extremely smooth, brassy, and polished: *elytra* finely and rather thickly punctured, also shining brassy: legs black; tarsi piceous: antennæ black.

Probably a variety, of the female? of the preceding species.

Also abundant within the metropolitan district, in company with the preceding insect. "(Near Swansea,) not uncommon."—*L. W. Dillwyn, Esq.*

Sp. 3. *chalceus*. *Ater*, capite thoraceque nitidissimis *æneis*, *elytris viridi-æneis*, *pedibus æneo-piceis*. (Long. corp. 5 lin.)

Ph. *chalceus*. *Steph. Catal.* 279. No. 2958.

*Black*; head small, rounded, extremely glossy, and bright brass: thorax also very glossy, brassy, and impunctate: *elytra* greenish-brass, finely punctured: abdomen black, with a brassy tinge: legs also brassy-black: antennæ dull black.

Taken within the metropolitan district; apparently uncommon.

b. *With the sides of the thorax slightly waved.*

Sp. 4. *splendens*. *Ater*, capite thoraceque lævissimis, *elytris subpubescentibus æneis nitidulis*. (Long. corp. 5—6 lin.)

St. *splendens*. *Fabricius*.—Ph. *splendens*. *Steph. Catal.* 279. No. 2959.

*Black*; head broad, very smooth and polished, with a faint brassy tint, and a few punctures on each side behind, two most conspicuous, two others on the disc of the forehead, and one near each eye; thorax also smooth, polished, and tinted with *æneous*, the disc *impunctate*, the lateral margins slightly impressed: *elytra* slightly pubescent, shining brassy: abdomen with the penultimate segment obscurely edged with white: antennæ tomentose obscure, with the four basal joints shining.

Not uncommon in dung within the metropolitan district; also found in Norfolk and Suffolk. "Not uncommon (near Swansea)." —*L. W. Dillwyn, Esq.*

B. Thorax with four impressions on the disc, two on each side.

Sp. 5. *æratius*. *Nigro-æneus*, *nitidus*, *thorace punctis discoidalibus quatuor*, *elytris glabris punctatis*. (Long. corp. 5 lin.)

St. *æratius*. Kirby MSS.—Ph. *æratius*. *Steph. Catal.* 279. No. 2960.

Shining *brassy-black*: head suborbiculate, glabrous, very smooth, with four punctures, placed transversely, in front: *thorax* glabrous, very smooth, with four punctures on the disc, placed two on each side of the centre, three others placed in a triangle on the anterior angle, and others on the posterior margin; the disc brassy, with a slight violaceous tint: *elytra* glabrous, brassy, punctured: abdomen slightly pilose, with the penultimate segment very narrowly edged with white: legs and antennæ black.

Taken in Suffolk; and occasionally within the metropolitan district.

C. Thorax with a quadripunctate series of dorsal impressions on each side of the middle.

a. *With metallic, brassy, or blue elytra.*

Sp. 6. *puncticollis*. *Niger*, *nitidus*, *elytris viridi-æneis*, *capite lato orbiculato*. (Long. corp.  $3\frac{1}{2}$ —5 lin.)

St. *puncticollis*. Kirby MSS.—Ph. *puncticollis*. *Steph. Catal.* 279. No. 2961.

*Black*, shining: head broad, orbiculate, as large as the *thorax*: the latter smooth, with four deep impressions on each side of the disc, one on the margin and two towards the sides: *elytra* brassy-green, delicately punctulated: abdomen wide, rather deeply punctured, and with a strong margin: legs and antennæ black.

In one sex the head is rather narrower than the thorax.

Abundant throughout the metropolitan district; also found not uncommonly in Norfolk and Suffolk, Devonshire, &c. "Near Swansea, and on Sketty-burrows."—*L. W. Dillwyn, Esq.*

Sp. 7. *politus*. *Æneo-niger*, *capite thoraceque politis*, *elytris æneis nitidis*, *capite ovato*, *thorace angustiori*. (Long. corp.  $3\frac{1}{4}$ —5 lin.)

St. *politus*. Linné.—Ph. *politus*. *Steph. Catal.* 279. No. 2962.

*Brassy-black*, shining, rather slender: head ovate, narrower and smaller than the *thorax*, glossy: *thorax* also glossy, with a double row of four impressions on the disc, two on the margin and three on each side: *elytra* brassy, and shining: abdomen black: legs and antennæ the same.

The *elytra* are sometimes of a brownish-brass, and the legs and antennæ fuscous.

The head is smaller in one sex, and the insect varies in size.

Also very common throughout the vicinity of the metropolis, and

in Suffolk and Norfolk: found likewise near Dover and in Devonshire, and near Bristol. "Common (near Swansea)."—*L. W. Dillwyn, Esq.*

Sp. 8. *cognatus*. *Ater-subæneus, elytris fusco-æneis, thorace nitido seriebus dorsalibus subpunctatis*. (Long. corp. 5 lin.)

Ph. *cognatus*. *Steph. Catal.* 280. No. 2963.

Rather broad; deep black, slightly brassy: head and *thorax* glossy, the latter with a somewhat obsolete double series of impressions on the disc, two on the lateral margins and one on each side in front; *elytra* dull fuscous-brass: abdomen sublinear, rather obtuse at the apex, black; legs and antennæ also black.

Found within the metropolitan district, but not common.

Sp. 9. *microcephalus*. *Angustior, niger, nitidus, elytris subabbreviatis viridi-æneis, thorace seriebus dorsalibus profundè impressis, capite parvo*. (Long. corp. 5 lin.)

Ph. *microcephalus*. *Steph. Catal.* 280. No. 2964.

Slender, black, shining: head small, ovate, glossy: *thorax* also very glossy, with the dorsal impressions very deep, and rather large: *elytra* bright brassy-green: abdomen with a viridescent tinge, the extreme edge of the penultimate joint white: legs and antennæ fuscous-black.

Also found within the metropolitan district; more abundant than the last.

Sp. 10. *melanopterus*. *Niger, nitidus, elytris atro-æneis, antennarum basi, ore, pedibusque piceis*. (Long. corp. 4 lin.)

St. *melanopterus*. *Wilkin (?) MSS.*—Ph. *melanopterus*. *Steph. Catal.* 280. No. 2965.

Black, shining: head ovate, glossy: *thorax* also glossy, with a double row of impressions on the disc, placed obliquely, and a few scattered ones on the sides: *elytra* deep brassy-black, finely punctured: legs and base of the antennæ piceous: apex of the latter fuscous: *palpi* and *labrum* pitchy-red.

Taken near London, and also in Norfolk.

Sp. 11. *maculicornis*. *Niger, capite thoraceque politis, antennis basi subtus fulvis, elytris æneo-nigris*. (Long. corp. 4—4 $\frac{3}{4}$  lin.)

St. *maculicornis*. *Kirby MSS.*—Ph. *maculicornis*. *Steph. Catal.* 280. No. 2967.

Black: head subcordate, much narrower than the *thorax*, brassy-black, very glossy: *thorax* also very glossy, smooth, with a row of four faint impressions on each side of the disc, placed obliquely, and four or five scattered

ones on the sides: elytra brassy-black, very much punctulated: legs black: *antennæ* filiform, black, with the basal joint beneath rufous or fulvous.

Var.  $\beta$ . *Ph. nigripennis*. *Steph. Catal.* 280. No. 2966.—With the elytra of a dusky, or fuscous, brassy hue; and the basal joint of the *antennæ* rufopiceous beneath.

Not uncommon in dung throughout the metropolitan district; also found in Norfolk, Suffolk, Devonshire, &c. “(Near Swansea,) not uncommon.”—*L. W. Dillwyn, Esq.*

Sp. 12. *decorus*. *Ater, cupite, thoraceque nigro-æneis, elytris obscuris, pedibus piceis, tarsis dilutioribus*. (Long. corp. 4—5 lin.)

*St. decorus*. *Gravenhorst*.—*Ph. decorus*. *Steph. Catal.* 280. No. 2960.

*Black*: head ovate, extremely glossy, blackish-brass, punctate behind the eyes, and four larger punctures between the latter: *thorax* rather wider than the head, also extremely glossy, and of a blackish-brass, with a double series of impressions placed obliquely on the disc, and about five less distinct ones on each lateral margin; one very deeply impressed on each side of the posterior margin, and another near the neck: *elytra* slightly pubescent, of an obscure dusky-brass: *legs pitchy*-black, with the *tarsi* paler: *antennæ* clothed with a dusky pubescence, the base black and glabrous.

Not very abundant; found at the roots of trees and in dung in Richmond Park, and occasionally taken in other parts of the metropolitan district: it has occurred in Norfolk.

Sp. 13. *carbonarius*. *Niger nitidus, antennis crassioribus fuscis, ano tibiis tarsisque fusco-ferrugineis*. (Long. corp. 4 lin.)

*St. carbonarius*. *Gravenhorst, Micr. p.* 23.—*St. politus*, var.  $\beta$ . *Paykull*, iii. 392.

*Slender, shining, black*: head narrower than the thorax, subovate, with some punctures on the vertex and forehead: *thorax* slightly tinted with brassy, with a double series of rather deep impressions on the disc, and a few scattered ones on the sides: *elytra* dusky-greenish, very thickly punctured: *abdomen* with its extreme tip dusky-ferruginous: *antennæ* rather stout, black, the terminal joints fuscous.

I possess a single example of this species, which was captured in the vicinity of London: it has also been observed near “Swansea.”—*L. W. Dillwyn, Esq.*

†Sp. 14. *cyanipennis*. *Ater, nitidus, elytris concinnè violaceo-cyaneis*. (Long. corp. 6 lin.)

*St. cyanipennis*. *Fabricius*.—*Qu. cyanipennis*. *Steph. Catal.* 279. No. 2955.

*Glossy-black*: head small, suborbiculate, very smooth: *thorax* also very



smooth, with a double series of discoidal impressions: *elytra* of a rich and beautiful violet-blue, punctulated and subpilose: scutellum black: abdomen rather long and a little acute, somewhat pubescent: legs and antennæ black.

Of this beautiful insect I have seen but a single specimen, which is now in the British Museum collection, and was taken many years since near "Swansea."—*Dr. Leach.*

Sp. 15. sericeus. *Nigro-æneus nitidus, capite thoraceque glabris, elytris subprofundè punctatis, abdomine sericeo-micante, thoracis seriebus dorsalibus punctis 4 approximatis.* (Long. corp. 4 lin.)

Ph. sericeus. *Steph. Catal.* 280. No. 2969.

*Broad; brassy-black, shining: head large, orbiculate, as wide as the thorax, glabrous, shining: thorax also glabrous and shining, with a series of impressions on each side of the disc, composed of four deep approximating punctures, the rows placed parallel with each other: elytra slightly pubescent, and rather coarsely and deeply punctured: abdomen slightly clothed with a silken pubescence: legs and antennæ black.*

Found but rarely within the metropolitan district.

Sp. 16. pilipes. *Ater, nitidus, pedibus anticis subtu tomentoso-pallidis.* (Long. corp.  $3\frac{1}{2}$  lin.)

St. pilipes. *Kirby MSS.—Ph. pilipes. Steph. Catal.* 280. No. 2970.

*Black: head suborbiculate, very glossy, brassy-black, smooth, punctate behind the eyes, and with four impressions between the latter: thorax slightly compressed anteriorly, brassy-black, and very glossy, with a double series of impressions on the disc, and several sprinkled on each side: elytra glossy brassy-black, thickly punctulated, and very slightly pubescent: abdomen shining, rather pubescent, with the extreme edge of the penultimate segment whitish: legs black: anterior tibiæ and tarsi clothed with a soft pale down beneath.*

Not uncommon within the metropolitan district: also found in Suffolk, and in Devonshire.

Sp. 17. chalcopterus. *Ater, nitidissimus, capite thoraceque politis, elytris æneis, pedibus piceis.* (Long. corp.  $2\frac{1}{2}$ —3 lin.)

St. chalcopterus. *Mus. Marsham.—Ph. chalcopterus. Steph. Catal.* 280. No. 2970.

*Black, shining: head subcordate, very glossy, smooth, glabrous, with some impressions towards the hinder angle: thorax also very glossy and smooth, with the ordinary series of discoidal impressions, and about five others towards the sides: elytra very shining, rich brass, and slightly pubescent: legs pitchy-black: antennæ black or fuscous.*

Var.  $\beta$ . Ph. nigroæneus. *Steph. Catal.* 280. No. 2972.—With the head and thorax also of a bright dark æneous tinge.

Taken on the coast of Norfolk, and also in Suffolk.

Sp. 18. atratus. *Ater, capite orbiculato, elytris æneis subglabris, tursis piccis.* (Long. corp.  $2\frac{3}{8}$  lin.)

St. atratus. *Gravenhorst.*—Ph. atratus. *Steph. Catal.* 280. No. 2973.

*Black:* head orbiculate, scarcely narrower than the thorax, with some scattered punctures behind the eyes, and four more conspicuous ones between them: thorax rather oblong, with a double series of four rather distinct impressions on the disc, and many scattered punctures on the sides: *elytra* brassy, moderately punctured, nearly glabrous, a fine hair arising from each puncture: *tarsi* pitchy: antennæ black, with the apex fuscous.

Not common near London, but more abundant on the coast of Devonshire, and in Suffolk.

Sp. 19. fimetarius. *Ater, nitidus, palpis pedibusque rufo-piccis, elytris picco-æneis.* (Long. corp.  $2\frac{3}{4}$  lin.)

St. fimetarius. *Gravenhorst.*—Ph. fimetarius. *Steph. Catal.* 280. No. 2974.

*Black:* head orbiculate, narrower than the thorax, very glossy, glabrous, punctured behind the eyes: thorax rather longer than the head, very glossy and glabrous, with a double series of four discoidal impressions, two on each side towards the lateral margins, and a few others on the edge itself: *elytra* slightly pubescent, pitchy-black: abdomen linear: *legs* pitchy-red, the anterior palest: antennæ fuscous: *palpi* pitchy-red.

Found abundantly on Hampstead-heath, and in other parts of the metropolitan district: also in Suffolk. “Coppgrove, near Knaresborough, by Mr. Dalton.”—*Kirby MSS.* “Swansea.”—*L. W. Dillwyn, Esq.*

Sp. 20. lucidus. *Ater, nitidus, elytris nigro-æneis, pedibus piccis.* (Long. corp.  $3\frac{1}{2}$  lin.)

St. lucidus. *Gravenhorst.*—Ph. æripennis. *Steph. Catal.* 280. No. 2975.

*Black, shining:* head rather narrower than the thorax, subcordate, brassy-black, glossy, smooth, with some punctures behind the eyes, and a very deep one between them: thorax subquadrate, also brassy-black, shining, smooth, with a double series of four moderately impressed punctures, and some others on the margins: *elytra* slightly pubescent, brassy-black: abdomen pubescent, with the edges of the central segments reddish: *legs* pitchy-red: antennæ black: *palpi* pitchy.

Less abundant than the last: found near London, and “Fakenham.”—*Rev. T. Skrimshire.*

Sp. 21. sordidus. *Niger nitidus, elytris æneis profundè at non crebrè punctatis, pedibus ferrugineo-piceis, capite suborbiculato.* (Long. corp.  $2\frac{1}{2}$  lin.)

St. sordidus. *Gravenhorst, Micr. p. 176.*—Ph. nigripes. *Steph. Catal. 280. No. 2976.*

*Black, shining; head as wide as the thorax, suborbiculate, punctured on the hinder angles, and with four other impressions between the eyes: thorax shining black, with the ordinary discoidal punctures, and others on the sides: elytra brassy-green, somewhat depressed, shining, with remote, deep punctures: legs of a dull pitchy-ferruginous, with the tarsi paler: antennæ pitchy-black.*

Found, but rarely, near London; also, I believe, in Devonshire.

Sp. 22. subfuscus. *Niger nitidus, elytris fusco-æneis subtilissimè punctulatis pubescentibus, pedibus obscurè testaceis, capite orbiculato.* (Long. corp.  $2\frac{1}{2}$  lin.)

St. subfuscus. *Gyllenhal, ii. 326.*—Ph. fuscipes. *Steph. Catal. 280. No. 2977.*

*Shining black: head as wide as the thorax, orbiculate, punctured as in the preceding: thorax with the dorsal impressions very deep, the lateral ones rather faint: elytra slightly depressed, of a greenish-dusky-brass, scarcely shining, very thickly and finely punctured, and slightly pubescent: abdomen with the apex obscurely ferruginous: femora pitchy-black: tibiæ and tarsi dull ferruginous: antennæ black, with the basal joint slightly ferruginous at their origin.*

Also rare; and found within the metropolitan district.

b. *Elytra black, not metallic.*

Sp. 23. marginatus. *Ater, thoracis lateribus pedibusque flavis.* (Long. corp. 4 lin.)

St. marginatus. *Fabricius.*—Ph. marginatus. *Steph. Catal. 280. No. 2978.*

*Black: head subcordate, shining, smooth, punctured behind the eyes, and with a deep impression between them on each side: thorax very glossy, with the usual punctures and the lateral margins broadly, but irregularly yellowish: elytra pubescent, black, with a cinereous down: abdomen also pubescent, with the edges of the central segments rufous: legs yellow; tibiæ obscure; tarsi black.*

Frequent within the metropolitan district: also found in various parts of the country; in Devonshire, Norfolk, Suffolk, &c. “Common (near Swansea).”—*L. W. Dillwyn, Esq.* “Near Edinburgh.”—*Rev. W. Little.*

D. Thorax with five punctures in each dorsal series of impressions.

a. *With brassy, or metallic elytra.*

Sp. 24. concinnus. *Niger nitidus, elytris viridi-æneis, pedibus fuscescentibus, capite suborbiculato.* (Long. corp.  $2\frac{1}{4}$  lin.)

*St. concinnus*. *Gravenhorst*.—*Ph. concinnus*. *Steph. Catal.* 280. No. 2979.

*Black*, shining: *head suborbiculate*, smooth, with the usual impressions, and a rather deep frontal fovea: thorax with five somewhat remote deep punctures forming the two dorsal rows, and about five others less profound on the margins: *elytra* very slightly pubescent, *brassy-green*, shining and punctured: *legs fuscuscent*; tibiae and tarsi paler: antennae dusky: palpi piceous.

Not common; found in the vicinity of London, and in Devonshire.

Sp. 25. *obscurus*. *Niger, nitidiusculus, pedibus obscure fuscuscentibus, capite suborbiculato*. (Long. corp. 3 lin.)

*St. obscurus*. *Gravenhorst*.—*Ph. obscurus*. *Steph. Catal.* 280. No. 2980.

*Black*, rather obscure: *head suborbiculate*, rather narrower than the thorax, polished; thorax also polished, smooth, with the usual impressions on the disc and sides: *elytra dull brassy-black*, with a few scattered hairs: *legs dull fuscuscent*.

Taken within the metropolitan district, at Darenth-wood, &c.; and in Suffolk. “Swansea.”—*L. W. Dillwyn, Esq.*

Sp. 26. *varians*. *Niger, nitidus, elytris fusco-virescentibus, pedibus fusco-piceis, capite suborbiculato*. (Long. corp.  $2\frac{1}{2}$ —3 lin.)

*St. varians*. *Kirby MSS.*—*Ph. varians*. *Steph. Catal.* 280. No. 2981.

*Black*, shining: *head suborbiculate*, scarcely narrower than the thorax, very glossy and smooth, with a few punctures on the hinder angles and between the eyes: thorax also highly polished and smooth, with the usual series of punctures on the disc, rather deep: *elytra* slightly shining, fuscous, with a slightly *greenish* tinge, and sparingly pubescent: *legs pitchy-brown*, with the anterior coxæ sometimes having a testaceous patch.

Abundant within the metropolitan district; found also near Dover, the New Forest, Devonshire, Norfolk, Suffolk, &c. “Common in the Penllergare woods.”—*L. W. Dillwyn, Esq.*

Sp. 27. *simplex*. *Ater subpilosus, capite thoraceque glaberrimis, elytris tomentos, pedibus piceis*. (Long. corp.  $2\frac{1}{2}$  lin.)

*St. simplex*. *Marsham*.—*Ph. simplex*. *Steph. Catal.* 281. No. 2982.

*Black*, somewhat pilose: head and thorax very smooth and polished, with the ordinary punctures rather deep and distinct: *elytra brassy, tomentose*, slightly shining, very thickly and finely punctulated throughout: *legs pitchy*, with the anterior femora and coxæ *rufescent*: antennae totally black.

Not common: found occasionally within the metropolitan district.

b. *Elytra black.*

## 1. Elytra immaculate.

†Sp. 28. punctiventris. *Ater, capite thoraceque politis, abdomine segmentis utrinque puncto impresso.* (Long. corp. 3 lin.)

St. punctiventris. *Kirby MSS.*—Ph. punctiventris. *Steph. Catal.* 281. No. 2983.

*Black:* head and thorax shining, the latter with a double series of impressions on the disc, placed rather obliquely, and others on the lateral margins: elytra rather longer than the thorax, black, very much punctulated, and clothed with a very obscure pubescence: *abdomen, above and beneath, with a distinct impression on each segment on both sides:* legs fuscous, with the anterior coxæ reddish.

Taken in Suffolk: apparently rare.

Sp. 29. intaminatus. *Niger, nitidus, immaculatus, capite orbiculato, elytris obscuriusculis.* (Long. corp. 3 lin.)

St. intaminatus. *Kirby MSS.*—Ph. intaminatus. *Steph. Catal.* 281. No. 2984.

*Black, shining, immaculate: head orbiculate,* narrower than the thorax, with some punctures behind the eyes, and four placed transversely between them: thorax very smooth, with two rows of five punctures on the disc, a curved series of four impressions on each side, and some scattered ones on the margins themselves: *elytra rather obscure,* immaculate black, very slightly pubescent: abdomen short: *legs entirely black,* pilose: antennæ black and shining at the base, fuscous and obscure at the apex.

Not uncommon in the neighbourhood of London: found also in Suffolk and in Devonshire.

Sp. 30. aterrimus. *Ater, nitidus, capite thoraceque politis, pedibus anterioribus basi testaceis.* (Long. corp. 3¼ lin.)

St. aterrimus. *Marsham.*—Ph. aterrimus. *Steph. Catal.* 281. No. 2985.

*Black,* rather shining: *head subcordate,* half as wide as the thorax, glossy, smooth, with four punctures on the posterior angles, and five between the eyes: thorax with a double series of punctures on the disc, and other scattered ones on the lateral margins: elytra pitchy-black, slightly pubescent and punctulated: *legs pitchy-black,* with the four anterior femora very much compressed and flattened, piceous, with testaceous coxæ: antennæ pitchy at the base.

Found near London; and in Suffolk and Norfolk. "On Cromlyn-bog, and on the sand-hills (near Swansea)."—*L. W. Dillwyn, Esq.*

Sp. 31. opacus. *Ater, subnitidus, elytris nigro-piccis, femoribus quatuor anticis fulvescentibus.* (Long. corp. 3 lin.)

St. opacus. *Gravenhorst.*—Ph. opacus. *Steph. Catal.* 281. No. 2986.

*Black, slightly shining: head oblong-ovate, glossy: thorax also very glossy and smooth, with the ordinary punctures: elytra pitchy-black, with a faint tinge of reddish near the shoulder: legs pitchy-black, with the four anterior femora somewhat fulvous.*

Rare apparently, and possibly only a variety of the preceding: I obtained my specimens from the Marshamian Collection. "Swansea."—*L. W. Dillwyn, Esq.*

Sp. 32. phæopus. *Niger, capite thoraceque politis, elytris pedibusque piccis, palpi rufis.* (Long. corp. 3 lin.)

St. phæopus. *Kirby MSS.*—Ph. phæopus. *Steph. Catal.* 281. No. 2987.

*Black: head suborbiculate, rather narrower than the thorax, shining, smooth, with several punctures behind, and two on each side between the eyes: thorax very glossy and smooth, with the discoidal impressions disposed in a double series, other scattered ones on the sides, and also on the posterior margin: elytra pitchy, with a brassy tint, very much punctulated, pubescent, and slightly shining: abdomen with the extreme apex beneath pitchy: legs pitchy-red, with black coxæ: antennæ pitchy-black, with the basal joints glossy: palpi rufous.*

Found, but not commonly, within the metropolitan district; also in Suffolk.

†Sp. 33. nitens. *Ater, nitidus, antennis pedibusque fuscis, elytris subgriseo-fuscescentibus, capite subovato.* (Long. corp.  $2\frac{1}{2}$  lin.)

St. nitens. *Gravenhorst?*—Ph. nitens. *Steph. Catal.* 281. No. 2988.

*Black, shining: head subovate, glossy, smooth: thorax also smooth, punctured as usual, and highly polished: elytra of a somewhat griseous-brown, slightly pubescent, punctured: legs pale fuscous.*

Apparently rare: taken in Essex by Mr. Sheppard.

Sp. 34. obscuripennis. *Niger nitidiusculus, elytris tomentoso-obscuris, pedibus ferrugineis, antennis thorace longioribus.* (Long. corp.  $2\frac{1}{2}$  lin.)

St. obscuripennis. *Kirby MSS.*—Ph. obscuripennis. *Steph. Catal.* 281. No. 2989.

*Black, slightly shining; head subcordate, narrower than the thorax, smooth, with the ordinary punctures: thorax glabrous, shining, smooth, with the usual discoidal impressions rather obsolete: elytra clothed with a rather dense, obscure, silken pubescence, scarcely punctulated: legs ferruginous,*

with black coxæ: antennæ longer than the thorax, subfiliform, black, with the basal joint pitchy.

Taken near London, not uncommonly; also in Suffolk, Norfolk, and Devonshire. "Not uncommon (near Swansea)."—*L. W. Dillwyn, Esq.*

Sp. 35. longicornis. *Niger, nitidus, elytris pedibusque piceis, coxis anticis flavis, antennis longioribus, basi rufis.* (Long. corp.  $2\frac{1}{2}$  lin.)

St. longicornis. *Kirby MSS.*—Ph. longicornis. *Steph. Catal.* 281. No. 2990.

*Black, shining: head suborbiculate, shining, with the ordinary punctures behind and between the eyes: thorax with the punctures disposed in two rows on the disc, three on each side, and two on the margin itself: elytra slightly pubescent, pitchy: legs also pitchy, with the anterior coxæ dull yellow: antennæ long, dusky, with the base rufous.*

Not common: found occasionally near London. "Copgrove."—*Kirby MSS.*

Sp. 36. agilis. *Niger, nitidus, elytris fuscis, apice subferrugineis, coxis anticis testaceis, capite angusto ovato.* (Long. corp.  $2\frac{1}{2}$  lin.)

St. agilis. *Gravenhorst.*—Ph. agilis. *Steph. Catal.* 281. No. 2991.

*Shining black; head oblong-ovate, narrower than the thorax, smooth, with the ordinary punctures on the angles and between the eyes: thorax very smooth and glossy, also punctured as usual: elytra fuscous, slightly shining, with the apex more or less indeterminately dusky-ferruginous, the disc throughout thickly rugose-punctate: legs fuscous, with the anterior coxæ testaceous, sometimes edged with black.*

Not common: found within the metropolitan district, but very rarely.

Sp. 37. ventralis. *Nigro-piceus nitidus, antennarum basi, pedibus segmentorumque ventralium marginibus rufo-testaceis, capite orbiculato.* (Long. corp.  $2\frac{1}{2}$  lin.)

Sta. ventralis. *Gravenhorst, Mic. p. 174.*

*Pitchy-black, shining: head orbiculate, as wide as the thorax, punctured as usual behind and between the eyes: thorax with the ordinary dorsal punctures, of which the three intermediate impressions are approximating: elytra pitchy-black, thickly punctulated, and slightly pubescent: abdomen with the edges of the segments beneath and the extreme apex broadly rufo-testaceous: legs entirely and base of the antennæ also rufo-testaceous.*

Found near London; apparently uncommon.

## 2. Elytra maculated.

Sp. 38. *lituratus*. *Ater, capite thoraceque politis, elytris piccis lineâ discoidali obscurâ rubrâ, pedibus anticis basi testaceis.* (Long. corp.  $2\frac{1}{4}$ —3 lin.)

St. *lituratus*. *Kirby MSS.*—Ph. *lituratus*. *Steph. Catal.* 281. No. 2992.

*Black*: head and thorax shining, with the ordinary punctures: *elytra pitchy, with an obscure red line on the disc, not dilated behind, and sometimes nearly obsolete*: *legs pitchy-black, the anterior coxæ testaceous*: antennæ rather long and slender.

Found, not uncommonly, within the metropolitan district; and in Devonshire and Suffolk. “Not uncommon (near Swansea).”—*L. W. Dillwyn, Esq.* “Near Edinburgh.”—*Rev. W. Little.*

Sp. 39. *bipustulatus*. *Ater, capite, thoraceque politis, elytris liturâ discoidali rubrâ.* (Long. corp. 3— $3\frac{1}{2}$  lin.)

St. *bipustulatus*. *Fabricius.*—Ph. *bipustulatus*. *Steph. Catal.* 281. No. 2993.  
—St. *bimaculatus*. *Marsham, i.* 525.

*Black*: head and thorax shining, smooth, with the ordinary punctures, the former subcordate, about half the width of the latter: *elytra very much punctulated, pubescent, black, each with a somewhat obscure red streak on the disc, widest behind*: legs and antennæ black, the latter filiform.

Not uncommon within the metropolitan district; also taken in Suffolk. “On Crwmllyn-burrows, not very uncommon.”—*L. W. Dillwyn, Esq.* “Edinburgh.”—*Rev. W. Little.*

Sp. 40. *aciculatus*. *Angustior, ater, nitidus, elytris liturâ obliquâ rubrâ, femoribus anticis testaceis.* (Long. corp.  $3\frac{1}{2}$  lin.)

Ph. *aciculatus*. *Steph. Catal.* 281. No. 2994.

*Slender, black, shining*: head broad, orbiculate, and with the thorax very glossy: *elytra pubescent, dark pitchy, rather obscure, each with an oblique red streak, reaching from the shoulder to the inner apex of the suture*: abdomen very acute at the tip: legs black, with the anterior femora testaceous.

Found near London: not common.

Sp. 41. *sanguinolentus*. *Niger, capite thoraceque nitidis, coleoptris lineolis duabus suturâque posticè rufis.* (Long. corp. 3 lin.)

St. *sanguinolentus*. *Gravenhorst.*—Ph. *sanguinolentus*. *Steph. Catal.* 281. No. 2995.

*Black*: head and thorax shining; femora with rather deep puncture on each side; the latter with ten punctures on the disc, disposed in two parallel lines, three on each side between those and the margins, placed obliquely, and three others towards the outer anterior angle: *elytra rather obscure,*



*dusky*, pubescent, each with a red streak in the middle at the base, and the suture broadly red behind: legs black, the anterior coxæ rufous.

Not uncommon in sandy districts, particularly in the vicinity of Hampstead, and at Ripley and Hertford. "Not uncommon (near Swansea), and on the sand-hills."—*L. W. Dillwyn, Esq.*

Sp. 42. *bimaculatus*. *Ater, nitidissimus, elytris maculâ magnâ rufo-testaceâ.* (Long. corp. 3—3 $\frac{3}{4}$  lin.)

St. *bimaculatus*. *Gravenhorst*.—Ph. *bimaculatus*. *Steph. Catal.* 281. No. 2966.

*Black*, very shining: head and thorax very glossy and smooth, with the ordinary punctures: *elytra* dark pitchy, with a large somewhat obscure testaceous-red patch on the disc towards the apex of the suture: legs entirely black.

Not common: found occasionally within the metropolitan district; also in Devonshire and Suffolk.

c. *Elytra rufous.*

Sp. 43. *corruscus*. *Niger, nitidus, elytris rufis, capite subovato.* (Long. corp. 3 lin.)

St. *corruscus*. *Gravenhorst?*—Ph. *corruscus*. *Steph. Catal.* 282. No. 2998.

*Black*, shining: head and thorax very glossy, smooth, the former subovate, narrower than the thorax, both with the ordinary punctures: *elytra* bright rufous, slightly pilose: legs black: antennæ rather long and black.

Rare: I possess a single example only, which was captured near London.

E. Thorax with the dorsal series of impressions each composed of six punctures.

a. *Elytra rufous.*

Sp. 44. *rubripennis*. *Ater, nitidus, elytris sanguineis, pedibus fuscis, capite ovato.* (Long. corp. 3 lin.)

St. *rubripennis*. *Kirby MSS.*—Ph. *rubripennis*. *Steph. Catal.* 281. No. 2997.

*Black*, shining: head ovate, extremely glossy, with the ordinary punctures behind and between the eyes: thorax broader than the head, also very glossy, with a double series of six punctures on the back, the anterior pair diverging, four between these and the sides, and others on the margin itself: *elytra* bright sanguineous-red, slightly pubescent, and very thickly punctulated: legs fuscous, with the tarsi paler: antennæ filiform, pitchy-black.

Very rare: found near Norwich, and "on the coast of Norfolk, by the Rev. T. Skrimshire, in company with *Oxytelus* (*Bledius*) *tricornis*."—*Kirby MSS.*

b. *Elytra black or dusky.*

Sp. 45. micans. *Niger, nitidus, capite oblongo, antennis basi piceis, pedibus testaceis.* (Long. corp.  $2\frac{1}{2}$  lin.)

St. micans. *Gravenhorst.*—Ph. micans. *Steph. Catal.* 282. No. 2999.

*Black, shining: head oblong, or subquadrate, very smooth and glossy, with the ordinary punctures: thorax also glossy and smooth, with a double row of six impressions on the disc, and other punctures on the sides: elytra opaque fuscous-black: legs dull testaceous: antennæ with the base pitchy.*

Found, but rarely, beneath moss and stones in damp places; within the metropolitan district, and also in Devonshire.

## F. Thorax with eight punctures on each of the dorsal rows of impressions.

Sp. 46. *Watsoni. Ater, nitidus, capite thoraceque utrinque punctatis, elytris æneis.* (Long. corp.  $4\frac{3}{8}$  lin.)

St. *Watsoni. Kirby MSS.*—Ph. *Watsoni. Steph. Catal.* 282. No. 3000.

*Black, shining, slightly pilose: head small, orbiculate, shining, with some scattered punctures on each side: thorax also polished, the sides with scattered punctures, and the disc with a double, somewhat waved, series of larger impressions, eight in each: elytra brassy, slightly shining, pubescent, and punctulated: abdomen slightly pubescent: antennæ longer than the head, scarcely thickened at the apex, the terminal joints tomentose: mandibles shorter than the head.*

Rare: I possess a single example, captured in the vicinity of London; it has also occurred in Yorkshire, and, I believe, in Suffolk.

## G. Thorax with ten or more punctures in each row of dorsal impressions.

Sp. 47. punctus. *Ater, nitidiusculus, capite thoraceque utrinque punctulatis, seriebus thoracis 12-punctis.* (Long. corp.  $3\frac{1}{2}$  lin.)

St. punctus. *Gravenhorst.*—Ph. punctus. *Steph. Catal.* 282. No. 3001.

*Black, shining, slightly pubescent: head quadrate-orbiculate, nearly as wide as the thorax, smooth, punctulated on both sides and before the eyes: thorax glabrous, punctulated, the disc longitudinally smooth, the smooth space bordered on each side with a longitudinal series of about twelve distinct punctures: scutellum ample: elytra very much punctulated, rather more pubescent: abdomen narrow, linear, with the terminal ventral segment notched at the apex: tarsi piceous: antennæ filiform, black, pilosulous.*

I possess a specimen of this species, which appears to be scarce, captured on the banks of the Thames, below Gravesend: it has also been taken, but very rarely, “near Norwich.”—*Kirby MSS.*

Sp. 48. minax. *Ater, capite thoraceque nitidis hic lateribus multipunctatis, mandibulis capite longioribus.* (Long. corp.  $4\frac{1}{2}$  lin.)

St. minax. *Kirby MSS.*—Ph. minax. *Steph. Catal.* 282. No. 3002.

Black, with an obscure pubescence: head quadrate-orbiculate, large, wider than the thorax, with scattered punctures on the sides, and a few between the eyes: thorax very glossy, with scattered punctures on the sides, and a double series of larger impressions on the disc: elytra slightly pilose: abdomen with the two last ventral segments at the apex rufous, the last notched at the apex: legs pitchy-black: tibiæ and tarsi pale: antennæ with the three basal joints naked and shining, the remainder with a cinerous down: mandibles longer than the head, fuscous.

Also rare: it has been taken “near Hull, in Yorkshire.”—*Kirby MSS.*

#### GENUS DXI.—RAPHIRUS, *Leach MSS.*

*Antennæ* slender, filiform, the basal joint elongate, second and third also elongate, about equal in length, the remainder very short, the terminal one longest, and abruptly acuminate. *Palpi* moderate, maxillary with the terminal joint elongate, acuminate: *head* moderate: *eyes* ovate, very large, occupying nearly the entire sides of the head: *thorax* convex, the anterior angles somewhat compressed; the disc remotely punctate; a double series of three impressions on the back: *elytra* short: *body* attenuated at each end: *abdomen* acute: *legs* short: *femora* compressed; *tibiæ spinose*; *tarsi* pentamerous, both sexes with the anterior ones moderately dilated, the terminal joint elongate.

RAPHIRUS differs from *Philonthus* not only by having the eyes very large and ovate, occupying nearly the entire lateral margins of the head, but the body is distinctly attenuated at each end, and the abdomen remarkably conic; the terminal joint of the palpi is distinctly acuminate, the antennæ very slender, &c. The species are mostly found beneath mosses, stones, &c. in damp and marshy situations.

Sp. 1. semiobscurus. *Ater, capite thoraceque nitidis, elytris obscuris piccis, antennis pedibusque rufo-ferrugineis.* (Long. corp.  $3-3\frac{1}{4}$  lin.)

St. semiobscurus. *Marsham.*—Ra. semiobscurus. *Steph. Catal.* 282. No. 3003.

Rather broad, deep pitchy black: *head* somewhat rhomboidal, narrower than the thorax, very glossy, smooth, with two or three deeply impressed punctures behind the eyes, and one on each side near them: *thorax* also glossy, widest behind, smooth, with a row of three slightly impressed punctures on each side of the disc, and others on the margins: *elytra* dull pitchy, slightly

pubescent; *abdomen obscure* beneath, with the margins of the segments reddish: legs entirely rusty-red: antennæ subfiliform, slender, and, with the palpi, pale testaceous.

Not uncommon within the metropolitan district; found also in Norfolk, Suffolk, and in Devonshire.

Sp. 2. *attenuatus*. *Piceo-ater, nitidus, antennis pedibusque testaceis, elytris opacis subtilissimè punctulatis*. (Long. corp. 2—2½ lin.)

St. *attenuatus*. *Gravenhorst*.—Ra. *attenuatus*. *Steph. Catal.* 282. No. 3004.

*Pitchy-black*, shining: head very glossy, suborbiculate, smooth, with a few punctures behind the eyes, and one on each side between them: thorax also glossy, with six punctures on the disc, placed in two oblique rows, and a few smaller scattered ones on the sides: *elytra opaque*, very finely punctulated, sometimes slightly greenish: *legs* testaceous, with the posterior femora above dusky: abdomen with the extreme edges of the ventral segments and the tip pitchy: *antennæ* short, *testaceous*.

Less abundant than the last within the metropolitan district; found also in Devonshire.

Sp. 3. *Boops*. *Niger, nitidus, antennis pedibusque testaceis, elytris fuscis medio-re punctatis, oculis maximis oblongis*. (Long. corp. 2 lin.)

St. *Boops*. *Grav. Mi. p.* 21.—Ra. *Boops*. *Steph. Nomen.* 2d ed. column 101.\*

*Shining-black*: head orbiculate, as wide as the thorax; *eyes* very large, oblong, nearly as long as the head: thorax very glossy and smooth, black, or somewhat pitchy; with three deepish punctures on each side of the disc; *elytra* pubescent, *slightly punctured*, pitchy-black, with a *greenish* tinge: *legs* and *antennæ* *rufo-testaceous*, the latter palest.

Taken in the north of England, and in Scotland.

Sp. 4. *nitipennis*. *Niger, nitidus, antennis pedibusque fulvis, elytris nigro-aneis, subnitidis*. (Long. corp. 2½ lin.)

Ra. *nitipennis*. *Leach MSS*.—*Steph. Catal.* 282. No. 3005.

*Black*, shining: head orbiculate, narrower than the thorax, smooth, glossy, with three punctures near each eye, one anterior and two above, and another larger one on the occiput on each side: thorax smooth, glossy, with a double row of three discoidal impressions, and a single one on each side:

\* The remarks of Mr. Curtis (under *Cercopis vulnerata*) relative to this edition, from their self-evident *violation of truth*, excite in me only commiseration for the failings of the writer; in compassion, therefore, I refrain from publishing a reply, and thereby expose the real origin of the Guide itself.

*elytra* brassy-black, slightly shining, pilose: abdomen also pilose: *legs fulvous*: palpi and antennæ the same.

Rare: found in Battersea-fields, and in Devonshire. "Marton."  
—*Rev. G. T. Rudd.*

Sp. 5. *picipennis*. *Niger nitidus, antennis rufo-piceis, pedibus pallide rufo-testaceis, elytris piceis.* (Long. corp.  $2\frac{1}{2}$  lin.)

Ra. *picipennis*. *Steph. Nom. 2d edit. col. 101.*

Shining black: head suborbiculate, smooth: thorax with about five minute punctures on each side, its hinder margin slightly pitchy: *elytra pitchy*, with a faint greenish tinge: abdomen with the margins of the segments and its apex pitchy-red; *legs pale testaceous-red; antennæ pitchy-red.*

Found, but rarely, near London.

Sp. 6. *rufipennis*. *Ater, obscurus, capite thoraceque politis, elytris antennis pedibusque rufis.* (Long. corp.  $2\frac{3}{4}$  lin.)

St. *rufipennis*. *Kirby MSS.—Ra. rufipennis. Steph. Catal. 282. No. 3006.*

Black, shining: head somewhat rounded, narrower than the thorax, glossy, smooth, with two punctures behind, and one between, the eye, on each side: thorax also glossy, with three discoidal impressions on each side, placed obliquely, and a few others on each of the lateral margins: *elytra rufo-ferruginous*, with a dense griseous pubescence: four anterior *legs testaceous*, two posterior red: antennæ and palpi rufo-testaceous.

Also rare: my specimens I obtained from the Marshamian Collection; the insect has been found in Suffolk. "Sea-shore, Redcar."—*Rev. G. T. Rudd.*

Sp. 7. *fuscipes*. *Niger, antennis pedibusque fuscis, femoribus rufescentibus, elytris nigro-æneis.* (Long. corp.  $2\frac{3}{4}$  lin.)

St. *fuscipes*. *Kirby MSS.—Ra. fuscipes. Steph. Catal. 282. No. 3007.*

Black, shining, smooth: head orbiculate, slightly tinted with brassy, with four punctures between the eyes, and about three behind them: thorax also somewhat brassy, with two approximating punctures on each side placed obliquely, then two remote ones in a straight line, followed by three other oblique ones towards the centre of the disc: *elytra* of a pitchy brassy-black, slightly pilose and punctulated: abdomen rather obscure: *legs fuscous*, with the *femora reddish*: antennæ *fuscous*, with the basal joint reddish.

Found on the banks of the Thames near Gravesend. "Holme-near-the-sea, Norfolk."—*Kirby MSS.*

Sp. 8. *semiæneus*. *Niger, capite thoraceque nigro-æneis, antennis pedibus, elytris abdomineque segmentis ventralibus margine rufis.* (Long. corp.  $2\frac{3}{4}$  lin.)

St. *semiæneus*. *Kirby MSS.—Ra. semiæneus. Steph. Catal. 282. No. 3008.*

*Black*, slightly villose: *head* narrower than the thorax, suborbiculate, extremely glossy, brassy-black, glabrous, smooth, with the ordinary punctures on the occiput and between the eyes: *thorax* also *brassy-black*, and very glossy and glabrous, with an oblique dorsal series of three punctures, then two impressions placed anteriorly, and one, deeper, on the lateral margin towards the base: *elytra* *brassy-rufous*: *abdomen* with the margins of the ventral segments *rufous*: *legs* *rufous*, with the posterior femora dusky: *antennæ* and palpi *testaceous*.

Apparently rare: found occasionally near London, and in Suffolk and Norfolk.

Sp. 9. *fulvicollis*. *Rufo-piceus, nitidus, capite elytrisque atris, pedibus pallide testaceis*. (Long. corp.  $2\frac{3}{4}$  lin.)

Ra. *fulvicollis*. *Steph. Nom. 2d edit. col. 101*.

Shining: *head* *black*, suborbiculate: *thorax* bright *fulvous-red*, glossy, smooth, with two deep punctures on each side anteriorly, one on each lateral margin, and two on the disc behind: *elytra* *pitchy-black*, with the suture and apex paler, the disc finely punctured, pubescent: *abdomen* pale *pitchy-red*, with the base of the anterior segments blackish: *legs* and mouth pale *testaceous*: *antennæ* *pitchy*.

Taken beneath stones near Edinburgh.

Sp. 10. *ruficollis*. *Ater, thorace antennis pedibusque rufis, elytris piceis*. (Long. corp.  $3\frac{3}{4}$  lin.)

St. *ruficollis*. *Kirby MSS.—Ra. ruficollis. Steph. Catal. 282. No. 3009*.

*Black*: *head* very glossy, smooth, rather narrower than the thorax, suborbiculate, with two large punctures between the eyes, and three very minute ones near them on each side: *thorax* *pitchy-red*, very glossy, with a double dorsal series of three punctures, the anterior pair most remote, three other punctures, placed triangularly, on the anterior angle, and four on the hinder margin: *elytra* slightly shining, *pitchy*, sub-pubescent: *abdomen* rather obscure, with the margins of the segments delicately edged with, and the extreme apex, *rufous*: *legs*, palpi, and *antennæ* *rufous*.

Not common: found near Edinburgh, Carlisle, and on the coast of Devonshire. “Swansea?”—*L. W. Dillwyn, Esq.* “Taken in the spring, near Ipswich.”—*Kirby MSS.*

Sp. 11. *sericopterus*. *Ater, nitidus, antennis pedibusque rufo-piceis, elytris rufopiceis, sericeo-pubescentibus*. (Long. corp.  $3\frac{1}{2}$  lin.)

Ra. *sericopterus*. *Steph. Nom. 2d edit. col. 101*.

Deep *shining black*: *head* small, somewhat ovate, smooth: *thorax* also smooth, with two large punctures anteriorly on each side of the disc, and a few others

towards each lateral margin: *elytra* dull pitchy-red, thickly clothed with a silken down, finely punctured: *legs* and *antennæ* pitchy-red.

Found near Gravesend, in the autumn.

Sp. 12. *fumatus*. *Piceus*, *capite nigro*, *antennis elytris pedibus ventreque rufescentibus*. (Long. corp. 3 lin.)

St. *fumatus*. *Kirby MSS.*—*Ra. fumatus*. *Steph. Catal.* 282. No. 3010.

*Pitchy*, slightly pubescent, smooth, glossy: *head black*, narrower than the thorax, suborbiculate, with two deeply impressed punctures between the eyes: thorax suborbiculate, pitchy-black, with the sides paler, the disc with a double oblique series of three punctures, then towards the side, two impressions, and two others on the margins themselves, which last have numerous minute punctures: *elytra reddish*, depressed, rather villose: *abdomen rufo-piceous*, beneath paler: *legs reddish*: *antennæ* pilose, rufous.

Taken in Suffolk, near London, and in Devonshire.

Sp. 13. *præcox*. *Fusco-ferrugineus nitidus*, *subtus dilutior*, *capite subovato nigro-piceo*, *antennis extrorsum fusciscentibus*. (Long. corp. 2½ lin.)

St. *præcox*. *Gravenhorst.*—*Ra. præcox*. *Steph. Catal.* 282. No. 3011.

*Dusky-ferruginous*, shining: *head* subovate, *pitchy-black*, with a single puncture near each eye in front, and a few smaller ones on the hinder angles: thorax slightly pitchy in front, with the lateral margin paler, the disc with a double row of three punctures, then two towards each lateral margin, and one larger one on the margins themselves: *elytra* slightly pubescent, dusky-testaceous: *abdomen* pitchy-brown, with a violaceous tint, beneath dull ferruginous: *legs* and *antennæ* rufo-testaceous, the apex of the latter dusky.

Found in Norfolk, and near London in my own garden; also in "Suffolk."—*Kirby MSS.* "Sea-shore, Redcar."—*Rev. G. T. Rudd.*

## GENUS DXII.—CAFIUS, *Leach*.

*Antennæ* short, pilose, the base almost glabrous, basal joint long, thickened towards the apex, second and third somewhat pear-shaped, about of equal length, and half as long as the first, the remainder moniliform, the terminal joint being ovate, entire, and very slightly acuminate. *Palpi* filiform, rather long, the terminal joint elongate-ovate: *mandibles* bidentate within: *head* large, oblong-ovate, with a distinct neck: *eyes* small, lateral: *thorax* oblong-ovate, truncate in front: *body* depressed: *coleoptera* quadrate: *abdomen* broad, with setæ at the apex: *legs* short: *tibiæ* slightly spined: anterior *tarsi* dilated, and rather densely pilose in both sexes.

From the preceding genus of this family Cafius may be known

by having the terminal joint of the antennæ entire and ovate; and from the following by having the palpi filiform, with the last joint not acuminate, combined with having the anterior tarsi (in both sexes) dilated. The species appear to occur on the sea-coast alone.

Sp. 1. Fucicola. *Niger nitidus, antennarum articulo ultimo pedibusque piceo-ferrugineis.* (Long. corp. 2—4½ lin.)

Ca. Fucicola. *Leach MSS.—Steph. Catal. 283. No. 3012.—Curtis, ix. pl. 322.*

*Black, shining, slightly pilose: head large, especially in the males, depressed, irregularly punctured on the sides: thorax with eight large punctures, forming two rows, of which the anterior puncture is placed rather obliquely, and about five or six on each lateral margin: elytra obscure, downy, faintly punctured, and dull bluish: abdomen slightly pilose, the joints beneath broadly edged with reddish: legs ferruginous or pitchy: antennæ dusky, with the extreme base of the three basal joints, and the entire apical one, more or less ferruginous.*

This species is found on the western and other coasts of England. “Taken in August beneath putrid fuci near Mount Edgcombe, in abundance.”—*Leach MSS.* “In profusion at Redcar, Yorkshire.”—*Rev. G. T. Rudd.* “Sea-shore, Dalmeny.”—*Rev. W. Little.*

Sp. 2. xantholoma. *Niger, nitidus, elytris opacis margine laterali testaceo, thorace seriebus dorsalibus quadri-punctatis.* (Long. corp. 3½ lin.)

St. xantholoma. *Gravenhorst.—Ca. xantholoma. Steph. Catal. 283. No. 3013.*

—*Ca. Leachii. Dej. Cat. 2d edit. p. 63.*

*Shining-black, slightly pilose: head orbiculate, with a few large impressions behind the eyes, and two larger ones between them in front: thorax with a large puncture towards each anterior angle, and three others on each side of the disc, forming two rows, and on the lateral margin a few smaller ones: elytra dull black, with the lateral margins testaceous: abdomen black, with two rather obscure longitudinal sericeous lines: legs, palpi, and antennæ dusky.*

Found on the coasts of Devonshire and Cornwall; and also on those of the Isle of Wight, Hants, and Suffolk.

Sp. 3. lateralis. *Nigro-piceus, elytrorum latere luteo, pedibus rufescentibus, thorace seriebus dorsalibus tripunctatis.* (Long. corp. 3½ lin.)

St. lateralis. *Kirby MSS.—Ca. lateralis. Steph. Catal. 283. No. 3014.*

*Pitchy-black, shining, slightly pilose: head with a few punctures behind the eyes, and three larger ones on the forehead, placed transversely: thorax with six large punctures, forming two rows, and three or four smaller ones on each anterior angle: elytra densely pubescent, obscure, with the lateral margin dull ochreous: abdomen clothed with a fine down, in certain posi-*



tions appearing tessellated with ash colour, the penultimate joint with a delicate snowy edge: legs pitchy-red, with the femora obscure: palpi black; antennæ pitchy-black.

Var.  $\beta$ . *Ca. littoralis*. *Steph. Catal. l. c. No. 3015*.—Head and thorax black; elytra entirely pale pitchy-brown, with paler lateral margins; the abdomen the same, with tessellated patches of ash-coloured down; legs pale red.

Var.  $\gamma$ . *Ca. tessellatus*. *Steph. Catal. l. c. No. 3016*.—Slender, head and thorax pitchy; elytra and abdomen paler, with the latter beautifully tessellated with blackish and ash-coloured pubescence: legs pale red.

Not uncommon beneath sea-weeds on the coasts of Essex, Kent, and Sussex; and I believe on other parts of the sea-shore. “*Cwm lyn-burrows*.”—*L. W. Dillwyn, Esq.*

### GENUS DXIII.—BISNIUS, *Leach MSS.*

*Antennæ* rather stout, the basal joint long, curved, a little thickened at the apex, second and third shorter, clavate, the remainder very short, subcampanulate, the terminal one abruptly acuminate. *Palpi* subfiliform, maxillary, with the third joint thickened, the terminal one rather more slender and acuminate: *mandibles* long, curved, very acute; *head* broad, rather large, transverse: *eyes* moderate: *thorax* truncate in front, obscurely rounded behind: *body* rather depressed: *abdomen* broad, slightly margined; *legs* moderate, compressed; anterior *tarsi* slightly dilated in both sexes.

Bisnius is apparently more nearly allied to *Raphirus* than to *Cafius*—as placed in the second edition of my Nomenclature: from the former genus it may be distinguished by the minuteness of its eyes; and from the latter by having the terminal joint of the antennæ abruptly acuminate. The species are usually found in dung, or beneath putrid fungi on the coasts.

Sp. 1. *cephalotes*. *Ater, capite magno, thorace pedibusque piceis, elytris nigro-aneis*. (Long. corp.  $2\frac{3}{4}$  lin.)

St. *cephalotes*. *Gravenhorst*.—*Bi. cephalotes*. *Steph. Catal. 283. No. 3017*.

*Black*: *head* orbiculate, large, shining, glabrous, much broader than the thorax, irregularly and deeply punctate, with four or five large impressions between the eyes, placed transversely: *thorax* dark pitchy, glabrous, shining, with two punctures on each side, then three, and four towards the middle of the disc, placed in rows: *elytra* blackish-brass, slightly pubescent, abdomen also somewhat pubescent, with the margins of the segments beneath and the apex rufous: *legs* pitchy, with the tarsi rufous: antennæ with the four basal joints black, the remainder dull ashy-rufous.

Not common: found in Norfolk, Suffolk, and Devonshire.  
 "Livingston, Suffolk, and Snetisham, Norfolk."—*Kirby MSS.*

Sp. 2. rotundiceps. *Niger nitidiusculus, capite rotundato, elytris piceis, margine laterali pallido, antennis basi pedibusque rufis.* (Long. corp.  $2\frac{1}{2}$  lin.)  
 St. rotundiceps. *Kirby MSS.*—Bi. rotundiceps. *Steph. Catal.* 283. No. 3018.

*Black*, slightly shining: head rounded, smooth, with some punctures on the hinder angles, and two on each side between the eyes: thorax rather wider and longer than the head, with ten deeply impressed punctures, forming two rows, and other scattered ones on the lateral margins: *elytra* slightly pubescent and glossy, *pitchy-black*, with the lateral margin pale: abdomen with the segments beneath broadly rufous: legs rufo-ferruginous: *antennæ black*, with the basal joint rufous: palpi black.

Apparently very rare: taken on the coasts of Norfolk and Suffolk.

Sp. 3. simplex. *Niger nitidus, thorace subpiceo seriebus dorsalibus 5-punctis, antennis piceis basi fulvo, pedibus piceo-testaceis, tibiis tarsisque saturatoribus.* (Long. corp. 2 lin.)

Bi. simplex. *Leach? MSS.*—*Steph. Catal.* 283. No. 3019.

Shining *black*: head orbiculate, with two large impressions on each side before the eyes, and four others behind: *thorax pitchy*, smooth, with ten punctures disposed in two longitudinal rows on the disc, and another on each side towards the anterior angle: *elytra* thickly punctured, *pitchy*, with the extreme apex slightly reddish, and the extreme outer edge a little pale: legs *pitchy-testaceous*, with the *tibiæ and tarsi darker*: *antennæ pitchy*, with the base *fulvous*.

Found on the coast of Devonshire: not common.

Sp. 4. fuscicornis. *Ater nitidus, thorace subquadrato seriebus dorsalibus 5-punctis, antennis tibiisque fuscis.* (Long. corp.  $2\frac{1}{2}$  lin.)

St. fuscicornis. *Kirby MSS.*—Bi. fuscicornis. *Steph. Catal.* 283. No. 3020.

*Black*, shining: head orbiculate, narrower than the thorax, smooth, with about eight occipital punctures, placed four quadrangularly behind the eyes, and four transversely; there are also four others between the eyes anteriorly: *thorax subquadrate*, with a double dorsal series of five punctures, then another towards the margin of three, and two deep ones on the margins: *elytra black*, with the lateral margins pale at the base: abdomen linear, with the segments beneath fuscous at the apex: legs *fuscous*, with the femora fulvescent: *antennæ fuscous*, with the basal joint rufous.

Taken in Suffolk, but rarely.

Sp. 5. fulvipes. *Ater, nitidus, thorace seriebus dorsalibus 4-punctis, antennarum basi pedibusque totis rufo-fulvis.* (Long. corp. 2 lin.)

Bi. fulvipes. *Steph. Catal.* 283. No. 3021.

Shining black: head very glossy, with four punctures between the eyes: thorax also glossy, with two rows of punctures on the disc, composed of three impressions placed almost in contiguity, and another remotely behind: *elytra* pitchy, shining, and rather *coarsely punctate*: abdomen with the extreme margins of the segments above, and a considerable portion below, pitchy-red: *legs bright fulvous* red, with the tibiæ rather dusky: antennæ dusky, with the basal joint rufous.

Found near London.

#### GENUS DXIV.—GABRIUS, *Leach MSS.*

*Antennæ* somewhat thickened exteriorly, the basal joint longest, clavate, second and third rather shorter, also clavate, the remainder turbinate, and gradually increasing, the terminal one with the tip excised. *Palpi* slender, with the terminal joint subulate, very acute: *head* oblong-ovate: *eyes* small, lateral: *thorax* oblong, with two rows of punctures approximating in front: *abdomen* rather slender: *femora* compressed; *tibiæ* setose; *tarsi* simple, anterior not dilated in either sex.

The insects of this genus are amongst the smallest of the present family, and may be known by having the terminal joint of the palpi as long as the preceding, subulate, and very acute; the antennæ not geniculated, and the anterior tarsi not dilated. They are found in damp places, beneath moss in winter, or stones, and dunghills.

Sp. 1. *suaveolens. Niger, nitidiusculus, capite ovali, elytris obscuris, antennis piceis, basi palpis pedibusque testaceis.* (Long. corp. 2½ lin.)

St. *suaveolens. Kirby MSS.*—Ga. *suaveolens. Steph. Catal.* 283. No. 3022.

*Black, rather shining: head oval, with several punctures behind the eyes, and two on each side between them: thorax somewhat pitchy behind, shining, smooth, the disc with ten slightly impressed punctures forming the two ordinary rows, besides which are several others towards the sides: elytra dull pitchy, and very thickly punctured: abdomen pitchy beneath, with the margins of the segments paler: legs and palpi testaceous: antennæ pitchy, with the basal joints testaceous.*

Apparently scarce: I have taken a single specimen on the banks of the river Lea, near Hertford; but have never met with the insect elsewhere. "Taken beneath rejectamenta of the Gipping; the recent insect gives out an odour resembling that of ripe pears."—*Kirby MSS.*

Sp. 2. *pygmæus*. *Ater, nitidiusculus, thorace seriebus duabus 5-punctorum impressorum.* (Long. corp.  $1\frac{1}{3}$  lin.)

St. *pygmæus*. *Kirby MSS.*—Ga. *pygmæus*. *Steph. Catal.* 283. No. 3023.

*Black, rather shining: head oblong, rather wider than the thorax, smooth, with a puncture on each side near the eyes: thorax also oblong, glossy, smooth, with two distinct rows of discoidal impressions, five in each, and some very minute, scarcely visible ones, towards the lateral margins: elytra punctulate, shining, nearly glabrous: legs pitchy: antennæ black, with the basal joints pitchy.*

Found in Suffolk and Norfolk; also in Devonshire.

Sp. 3. *phæopus*. *Ater, nitidus, antennis pedibusque fuscis, thorace seriebus dorsalibus 5-punctatis.* (Long. corp.  $1\frac{1}{2}$  lin.)

Ga. *phæopus*. *Steph. Catal.* 283. No. 3024.

*Shining black: head oblong-ovate, smooth, with a small puncture on each side between the eyes, and a few smaller ones behind them: thorax also smooth, with two approximating rows of punctures on the disc, each consisting of five rather small impressions, and on the lateral margins a few others: elytra nearly glabrous, finely punctured: abdomen with the extreme margins of the penultimate joint whitish: legs and antennæ fuscous.*

Allied to the last, but larger, and rather differently punctured and coloured.

Found near London, and in the New Forest, Hants.

Sp. 4. *aterrimus*. *Niger, nitidiusculus, antennis basi pedibusque piceis, thorace seriebus duabus 12-punctorum impressorum.* (Long. corp.  $1\frac{2}{3}$  lin.)

St. *aterrimus*. *Gravenhorst.*—Ga. *aterrimus*. *Steph. Catal.* 283. No. 3025.

*Black, rather shining: head oblong-ovate, shining, smooth, with a puncture on each side between the eyes, and others on the sides behind them: thorax smooth, with twelve punctures, forming two rows on the disc, and a few other scattered impressions on each side: elytra black, nearly glabrous, punctulated: abdomen somewhat obscure: legs pitchy: antennæ pitchy-black, with the basal joint pitchy.*

Apparently not uncommon in Suffolk, and on the shores of the Severn, near Bristol; also taken occasionally near London, in Battersea-fields.

Sp. 5. *pallipes*. *Niger, nitidiusculus, ore elytrisque piceis, antennis basi pedibusque testaceis ano rufescenti, fronte canaliculatâ.* (Long. corp.  $2\frac{1}{4}$  lin.)

St. *pallipes*. *Kirby MSS.*—Ga. *pallipes*. *Steph. Catal.* 283. No. 3026.

*Black, rather shining: head somewhat oblong, with the ordinary punctures, and a channel in front: mouth pitchy: thorax as in the preceding: elytra pitchy, nearly glabrous, and punctulated: abdomen pitchy-black, with the*

margins of the segments and the apex dull reddish: legs pale testaceous: palpi and base of antennæ rufous.

Found in Norfolk and Suffolk.

Sp. 6. basalis. *Ater, nitidus, antennarum basi femoribusque pallide-testaceis, thorace seriebus dorsalibus 6-punctatis.* (Long. corp.  $1\frac{1}{2}$  lin.)

Ga. basalis. *Steph. Catal.* 283. No. 3027.

*Black, shining: head oblong, faintly punctured: thorax oblong, with two rows of deep punctures on the disc, six in each: elytra nearly glabrous, distinctly punctured: abdomen deep black, with the extreme margins of the segments pitchy: femora pale testaceous; tibiæ and tarsi dusky: antennæ pitchy, with the base testaceous.*

Found in the neighbourhood of London.

†Sp. 7. villosulus. *Niger, subpubescens, antennis pedibusque rufis, elytris piceis.* (Long. corp.  $1\frac{2}{3}$  lin.)

St. villosulus. *Kirby MSS.—Ga. villosulus. Steph. Catal.* 284. No. 3034.

*Black, slightly pubescent: head rather wider than the thorax, subcordate, somewhat glabrous and shining, with the sides and behind punctured, the disc smooth: thorax glabrous, shining, and smooth, with the sides punctulate: elytra rufo-piceous, finely punctured: abdomen with the apex and the margins of the segments rufo-piceous: legs testaceous: antennæ testaceous: mouth and palpi rufescent.*

Found in Suffolk: apparently rare.

Sp. 8. nanus. *Niger, nitidus, antennarum basi pedibusque rufo-testaceis, elytris piceis, thorace seriebus dorsalibus 5-punctatis.* (Long. corp.  $1\frac{1}{2}$  lin.)

St. nanus. *Gravenhorst.—Ga. nanus. Steph. Catal.* 283. No. 3028.

*Shining, black: head large, with four transversely placed punctures on the forehead, and some smaller ones behind the eyes: thorax slightly narrowed behind, the disc with ten small punctures, forming two approximating rows, and towards the anterior angle five or six minute scattered impressions: elytra dusky-pitchy, with the margins rather paler, moderately punctured: body beneath pitchy-black, with the margins of the segments broadly pale testaceous: legs and antennæ testaceous, the latter dusky at the apex.*

Not common: found within the metropolitan district.

Sp. 9. attenuatus. *Gracilis, nigro-piceus, capite oblongo, thorace elongato seriebus dorsalibus 6-punctatis, antennis pedibus anoque testaceo-pallidis.* (Long. corp.  $1\frac{1}{4}$  lin.)

Ga. attenuatus. *Leach MSS.—Steph. Catal.* 283. No. 3029.

*Slender, pitchy-black, shining: head oblong, faintly punctured: thorax also oblong, with two rather obscure rows of dorsal punctures, six in each: clytra*

somewhat dull pitchy, punctured: *abdomen with its apex testaceous; legs and antennæ the same.*

Found in Battersea-fields, and in Devonshire.

Sp. 10. *albipes*. *Nigro-piceus, antennarum basi pedibusque pallidis, elytris piceis, thorace sericeus dorsalibus 5-punctatis.* (Long. corp.  $1\frac{1}{2}$  lin.)

Ga. *albipes*. *Steph. Catal.* 283. No. 3030.

*Pitchy-black*: head very glossy, with four minute punctures between the eyes, and others behind them: *thorax dull pitchy or rufescent, with two rows of impressed dots, composed of five each, on the disc, and smaller scattered ones on the anterior angle: elytra pale pitchy, or testaceous: legs very pale testaceous: antennæ dusky, with the base pale.*

Taken near London.

Sp. 11. *ventralis*. *Piceo-niger, abdomine rufo-piceo, antennis basi pedibus palpis oreque rufis, capite thoraceque utrinque punctulatis.* (Long. corp.  $2\frac{1}{3}$  lin.)

St. *ventralis*. *Kirby MSS.*—Ga. *ventralis*. *Steph. Catal.* 283. No. 3031.

*Pitchy-black*, shining, pilose: head subquadrate, thickly punctured on the sides, the middle longitudinally smooth: mouth and palpi red: thorax subquadrate, irregularly, but distinctly punctured, the disc longitudinally smooth: elytra smooth, rather pilose: *abdomen linear, pitchy-red: legs rufous*: antennæ black, with the three basal joints rufous.

Apparently scarce: found in Suffolk, and on the shores of the Severn, near Bristol.

†Sp. 12. *cinerascens*. *Niger, elytris pedibusque rufescentibus, capite thoraceque nitidis punctulatis.* (Long. corp.  $1\frac{3}{4}$  lin.)

St. *cinerascens*. *Gravenhorst.*—Ga. *cinerascens*. *Steph. Catal.* 284. No. 3032.

*Black*: head subquadrate, shining, thickly punctate: thorax oblong, rather thickly punctulated, with a somewhat smooth longitudinal intermediate line: *elytra dull pitchy-red, slightly pubescent and punctulated: abdomen a little dilated towards the apex: legs rufous, with the posterior femora dusky: antennæ black, rufous at the base.*

Found on the coast of Devonshire. “Taken beneath algæ on the banks of the Orwell.”—*Kirby MSS.*

†Sp. 13. *semipunctatus*. *Niger, subpubescens, capite thoraceque punctatis, elytris pedibusque piceis.* (Long. corp. 2 lin.)

St. *semipunctatus*. *Kirby MSS.*—Ga. *semipunctatus*. *Steph. Catal.* 284. No. 3033.

*Black*, slightly pubescent: head oblong-ovate, very smooth, shining, punc-

tured, with a longitudinal smooth space: *mouth and palpi reddish*: thorax also very shining, with a longitudinal smooth line, the lateral margins punctulated: *elytra piceous*, or reddish, very smooth, and slightly punctured: *legs pitchy-red*, with the *tibiæ and tarsi paler*: antennæ with the base rufous.

“In the spring (in Suffolk).”—*Kirby MSS.*

#### GENUS DXV.—OTHIUS, *Leach MSS.*

*Antennæ* filiform, inserted on the angle of the forehead, the basal joint very long, stout, and slightly curved, the second very short, obconic, third as long again as the second, clavate, the two following nearly globose, the remainder globose-turbinate, the terminal one being longest and ovate, acute. *Palpi* filiform, with the terminal joint conic-acuminated, as long as the preceding: *mandibles* denticulated within: *head* ovate-triangular, or orbiculate: *forehead* sulcate; *eyes* small, rounded, lateral: *thorax* oblong, truncate in front, rounded behind, the sides dilated and reflexed anteriorly: *body* linear, considerably elongated: *legs* moderate; anterior with the *tibiæ* pubescent, and the *tarsi* moderately dilated.

This genus, which was separated by Dr. Leach, in the collection at the British Museum, several years ago, differs from *Gyrohypnus*, with which it was associated, by not having the antennæ geniculated, and by having the terminal joint of the palpi conic-acuminated, and the anterior tarsi slightly dilated. The species chiefly occur beneath the bark of trees or in decaying wood, beneath stones, &c.

##### A. With the head ovate.

Sp. 1. *fulgidus*. *Niger, nitidus, thorace læviusculo, antennis elytris pedibus anoque rufis.* (Long. corp. 5—5½ lin.)

St. *fulgidus*. *Paykull.*—Ot. *fulgidus*. *Steph. Catal.* 284. No. 3035.

*Glossy-black*: head scarcely wider than the thorax, covered with scattered punctures, of which two near the eyes and two in a groove on the forehead are most distinct: thorax smooth, with six punctures on each side, placed three anteriorly in a triangle, one behind, and two intermediate towards the margin: *elytra rufous, punctulated*, nearly as long as the thorax, and almost glabrous: *abdomen* above twice as long as the elytra, with the apex red: *legs* also red; and the *antennæ* and *palpi* the same.

The thorax is sometimes pitchy, with the anterior angles reddish.

Not uncommon in woods and gardens within the metropolitan district, in the autumn; occasionally found in sand-pits at Hampstead. “Sand-hills (near Swansea).”—*I. W. Dillwyn, Esq.* “Marton,

Yorkshire, common.”—*Rev. G. T. Rudd*. “King’s Park, Edinburgh.”—*Rev. W. Little*.

Sp. 2. alternans. *Rufus, nitidus, capite elytris abdominisque cingulo nigris, capite quadrato, antennis subpilosis.* (Long. corp. 3—4 lin.)

St. alternans. *Gravenhorst*.—Ot. alternans. *Steph. Catal.* 284. No. 3036.

*Slender, filiform, shining, rufous: head black, subquadrate, very glossy, smooth, with a few punctures at the base: thorax narrower than the head, very smooth, with a few minute scattered punctures on each side: elytra black, extremely smooth and glossy, impunctate: abdomen with a black belt towards the apex, the latter rufous: legs and antennæ also rufous, the last slightly pilose.*

Not common, at least within the metropolitan district. “Marton, Yorkshire.”—*Rev. G. T. Rudd*. “King’s Park, Edinburgh.”—*Rev. W. Little*.

Sp. 3. pilicornis. *Ruber, capite, elytris levibus, abdominisque annulo nigricantibus, antennis pilosis.* (Long. corp. 3½ lin.)

St. pilicornis. *Paykull*.—Ot. pilicornis. *Steph. Catal.* 284. No. 3037.

Shining red, with a few scattered hairs: head rather broader than the thorax, subcordate, smooth, pitchy-black: thorax somewhat longer than the head, smooth, with an impressed point on each side: elytra pitchy-black, smooth, with an obscure stria towards the suture: abdomen red, with the two penultimate segments black above and below: legs, palpi, and antennæ rufous, the latter pilose.

Sometimes pitchy-red, or rust-coloured, with the head and thorax paler. Probably immature.

Rather scarce: found beneath the bark of firs and pines. “Dorking.”—*G. Waterhouse, Esq.* “Windsor.”—*J. O. Westwood, Esq.*

Sp. 4. glabricornis. *Rufus, capite elytris abdominisque cingulo nigris, antennis apice incrassatis glabris.* (Long. corp. 2¾ lin.)

Gy. glabricornis. *Kirby MSS.*—Ot. glabricornis. *Steph. Catal.* 284. No. 3038.

Slender, rufous, shining, glabrous: head somewhat wider than the thorax, subcordate, black, shining: thorax oblong, with the angles rounded a little, widest in front, smooth, with two punctures on the disc, placed transversely: elytra black, obscurely reddish at the base, smooth: abdomen red, with a black belt towards the apex: legs and antennæ rufous, the latter glabrous, clavate: mouth rufous.

Not common: found beneath the bark of the Scotch fir. “Near London.”—*P. H. Desvignes, Esq.* “Cwmlyn sand-hills.”—*L. W. Dillwyn, Esq.*



Sp. 5. *angustus*. *Piceus, nitidus, thorace lævissimo ferrugineo, antennis pedibusque ferrugineis, elytris punctulatis.* (Long. corp. 2 lin.)

Gy. *angustus*. *Kirby MSS.*—Ot. *angustus*. *Steph. Catal.* 284. No. 3039.

Slender, shining, *pitchy*-black, slightly pilose: head subovate, scarcely narrower than the thorax, smooth: *thorax ferruginous*, oblong, very smooth, with three minute punctures placed longitudinally on each side: elytra punctured: *legs* testaceous, or rust-coloured: mouth rufous; *antennæ ferruginous*, pilose.

Head sometimes black.

Also rare: found near Bristol and near Edinburgh.

Sp. 6. *ater*. *Niger, nitidus, thorace lævissimo, antennis pedibusque ferrugineo-piceis, elytris punctulatis immaculatis.* (Long. corp. 3½ lin.)

Ot. *ater*. *Steph. Nomen.* 2d edit. col. 101.

*Black*, shining; head subovate, and, with the thorax, impunctate, the latter oblong and smooth: elytra dull black, finely punctured: *abdomen* obscure, its apex slightly reddish: *legs* and *antennæ* rusty-*piceous*.

Found in Norfolk.

Sp. 7. *ustulatus*. *Niger, nitidus, limbo coleoptorum, ano, pedibus, antennis, palpisque rufis, thorace lævissimo.* (Long. corp. 3—3½ lin.)

St. *ustulatus*. *Gravenhorst.*—Ot. *ustulatus*. *Steph. Catal.* 284. No. 3040.

Slender, glossy, *black*: head very glossy and smooth, with a few lateral impressions: thorax with four or six punctures, a little narrowed behind: *elytra* shining, slightly punctured, black, with the lateral margins and apex rufous: *abdomen* obscure, with its apex rufous: *legs*, *antennæ*, and palpi the same.

Not common: taken within the metropolitan district.

Sp. 8. *læviusculus*. *Niger, elytris piceis, antennis pedibusque ferrugineis, capite thoraceque lævibus.* (Long. corp. 2—3 lin.)

Gy. *læviusculus*. *Kirby MSS.*—Ot. *læviusculus*. *Steph. Catal.* 284. No. 3041.

*Black*: head shining, scarcely punctured, with two very obscure lines in front: *thorax* also glossy and smooth, with one or more punctures on each side: *elytra* punctured, *pitchy*, with the sides and apex paler: *abdomen* with the extreme edge of the penultimate segment whitish, and that of the ultimate reddish: four anterior *legs* testaceous, posterior ferruginous: *antennæ* also *ferruginous*.

Also scarce: found occasionally near London, and in Suffolk.  
“Crwmllyn sand-hills.”—*L. W. Dillwyn, Esq.*

Sp. 9. obscurus. *Niger, subobscurus, antennis palpis, tibiis, tarsis anoque rufopiceis, elytris punctulatis substriatis.* (Long. corp.  $3\frac{1}{4}$  lin.)

Ot. obscurus. *Leach?*—*Steph. Catal.* 284. No. 3042.

*Dull-black*, very slightly shining: head subovate: elytra somewhat pitchy, punctulated, the punctures slightly disposed in striæ: abdomen with its apex, especially beneath, pitchy-red: legs pitchy; *tibiæ and tarsi* paler, or reddish: *antennæ and palpi* pitchy-red.

Found on the banks of the Plym, and near Ashburton, by Dr. Leach.

B. With the head orbiculate.

Sp. 10. subuliformis. *Rufo-piceus, capite nigricanti thoraceque nitidissimis, antennis brevibus.* (Long. corp.  $2\frac{1}{2}$  lin.)

St. subuliformis. *Gravenhorst?*—Ot. subuliformis. *Steph. Catal.* 284. No. 3043.

*Pitchy-red*: head dusky, very glossy, smooth, with two distinct punctures on each side of the forehead: *thorax* as long as the head, *very shining*, smooth, with two rows of minute punctures on the disc, each row composed of three obscure impressions placed obliquely, and another towards the lateral margin: elytra very much punctured, slightly pubescent, and glossy: abdomen palest at the tip: legs dull pitchy: *antennæ short*, ferruginous, with the base rufous, thickened at the tip: palpi rufous.

Rare: I possess a single specimen, found near London. "Taken, in May 1804, in Suffolk."—*Kirby MSS.*

†Sp. 11. Scoticus. *Ater, capite thoraceque nitidissimis, antennis, elytris tibiis tarsisque piceis.* (Long. corp. 4 lin.)

St. Scoticus. *Kirby MSS.*—Ot. Scoticus. *Steph. Catal.* 284. No. 3044.

*Deep black*: head glossy, smooth, with two punctures on each side in front, and four others placed transversely behind, of which the two intermediate are largest: thorax also glossy, rather smooth, dilated behind, subcompressed in front, with four dorsal impressions: *elytra* thickly punctured, slightly pubescent, pitchy, rounded at the apex: abdomen linear, pilose: femora dusky; *tibiæ and tarsi* pitchy, the anterior rufescent: antennæ and palpi also pitchy.

"Found in Scotland by Mr. MacLeay."—*Kirby MSS.*

GENUS DXVI.—HETEROHOPS, *Kirby MSS.*

*Antennæ* rather short, not geniculated, the basal joint elongate-clavate, the two following shorter, also clavate, the remainder campanulate, with the terminal one oblong, and obliquely truncate. *Palpi* short, stout, the third joint of the maxillary thickened and ovate, the terminal one very minute,

setiform: *head* suborbiculate: *eyes* small: *thorax* compressed and narrow anteriorly, dilated behind: *abdomen* elongate, slender, attenuated behind, the apex acute: *legs* slender, simple; anterior *tarsi* not dilated in either sex.

Heterothops—not Heterothrops—differs from the other genera of this family by the extreme minuteness of the terminal joint of the palpi, having at the same time the antennæ not geniculated, and the anterior tarsi not dilated in either sex: the head is small, suborbiculate; the eyes are also small: the thorax dilated and rounded behind; and the abdomen long, and considerably attenuated towards the apex, which is acute. The species frequent the coasts.

Sp. 1. *binotatus*. *Niger*, *pedibus elytrorum apice segmentorumque marginibus rufescentibus*, *thorace punctis 2 dorsalibus utrinque*. (Long. corp.  $1\frac{3}{4}$  lin.)

St. *binotatus*. *Gravenhorst*.—He. *binotatus*. *Steph. Catal.* 284. No. 3045.

*Black* or *pitchy*: head extremely glossy and smooth, with a puncture behind the eyes: thorax also very smooth and glossy, with two punctures on each side of the disc before the middle, and another deeper one towards the front of each lateral margin: *elytra* pilose, finely punctulated, *pitchy*, with the lateral margins paler, and the apex testaceous: legs rufous: abdomen with the margins of the segments and the extreme tip rufous, the two anterior segments bordered with white: antennæ dull reddish, with the base paler: palpi reddish.

Found on the coasts of Norfolk and of Suffolk: also on the banks of the Humber.

Sp. 2. *Holmensis*. *Piceus*, *nitidus*, *capite thoraceque nigris*, *hoc seriebus discoidalibus bipunctatis*. (Long. corp.  $2\frac{1}{4}$  lin.)

He. *Holmensis*. *Kirby MSS.*—*Steph. Catal.* 285. No. 3046.

Shining *pitchy*, smooth, glabrous: head black, with a puncture on each side before the eyes, and four others behind: thorax black, smooth, with four conspicuous punctures, forming two rows on the disc, another on each side towards the lateral margin, and one also on either side near the anterior edge: *elytra* with the suture slightly elevated, pilose, *pitchy-black*: abdomen with its apex slightly reddish: legs, mouth, and antennæ *pitchy-red*, the latter with the base palest.

Rare: I am indebted to Mr. Kirby for the only example I possess. “On the sea-shore near Holm, in Norfolk.”—*Kirby MSS.* “Near Swansea by Dr. Leach.”—*L. W. Dillwyn, Esq.*

Sp. 3. *Kirbiellus*. *Niger*, *nitidus*, *elytris opacis*, *antennis pedibusque rufo-testaceis*, *thorace bipunctato*. (Long. corp. 2 lin.)

He. *Kirbiellus*. *Steph. Catal.* 285. No. 3047.

Deep *shining black*: head with a puncture on each side before the eyes, and two behind: thorax very delicately marked with irregular transverse striæ, with a conspicuous deep impression on each side of the disc, and a very obscure minute one behind: *elytra opaque*, finely pubescent, *with the extreme apex slightly pitchy*: legs and antennæ testaceous, the last dusky towards the tip: palpi pitchy.

Found on the coast of Sussex.

#### GENUS DXVII.—GYROHYPNUS, Kirby.

*Antennæ* geniculated, inserted behind the mandibles, rather stout, the basal joint largest, elongate, incrassated exteriorly, two following shorter, clavate, of nearly equal length with each other, the remainder globose-turbinate, with the terminal joint acuminate. *Palpi* filiform, with the apical joint elongate-ovate: *head* large, generally oblong-ovate, and slightly convex: *forehead* sulcate: *eyes* small, placed on the anterior angle of the lateral margin: *thorax* oblong, dilated in front, and slightly narrowed behind, the hinder margin rounded: *elytra* depressed: *abdomen* elongate, slightly dilated on the sides, attenuated towards the apex: *legs* stout; anterior *tarsi* not dilated in either sex.

*Staphylinus fulgidus* of Gravenhorst being given as the type of the genus *Xantholinus* of Dahl, and that being merely a catalogue one—but subsequently characterized by the lamented Latreille as having the anterior tarsi not dilated in either sex, a character at variance with the insect above mentioned, which is the type of the genus *Othius*,—induced me to adopt the old manuscript name of Kirby for this genus, in preference to that of Dahl, under which a host of dissimilar species have been comprehended; in which particular I find Mannerheim agrees. The present genus may be readily known from the allied ones, with simple anterior tarsi, by having the antennæ geniculated, and the palpi with the terminal joint elongate-ovate. The species are usually found beneath stones, moss, under bark, &c., in damp places; and repose in a circle (whence Kirby's name, and a further reason for retaining it).

##### A. Elytra not, or obscurely, punctate.

Sp. 1. *pyropterus*. *Ater, nitidissimus, capite punctato, thorace lævigato, utrinque unistriato, elytris sanguineis.* (Long. corp.  $4\frac{1}{2}$  lin.)

St. *pyropterus*. *Gravenhorst*.—Gy. *pyropterus*. *Steph. Catal.* 285. No. 3048.

Deep *glossy black*, nearly glabrous: *head* oblong-ovate, *with* deep oblong, somewhat confluent, *punctures* both above and below, produced into two

lines between the antennæ: *thorax* smooth, with a short, curved, *stria* on each side, composed of confluent punctures, and a larger puncture at the base and apex: *elytra* bright *blood-red*, smooth, with a single punctured *stria*: abdomen slightly pilose: legs black, with red tarsi: antennæ with the three basal joints pitchy, the remainder reddish.

Not very abundant: found occasionally in the vicinity of London; and also in Suffolk, and in Devonshire.

Sp. 2. rotundicollis. *Niger, nitidus, nuchâ globosâ, elytris, ano, tarsisque rufis.* (Long. corp.  $3\frac{1}{4}$  lin.)

Gy. rotundicollis. *Kirby MSS.—Steph. Catal. 285. No. 3049.*

Shining black, a little pubescent: head rather smooth, with two impressed lines in front; nape somewhat globose: thorax rather oblong, smooth, with four largish impressions on each side of the disc, and some smaller ones on each lateral margin: *elytra* testaceous-red, rather dusky at the base towards the suture, with a few scattered punctulations, of which the outer ones are disposed in a line: abdomen with the extreme margin of all the segments and the terminal joint above and below reddish: legs pitchy; tarsi paler: antennæ with the basal joint pitchy, the remainder reddish.

Rare: taken near Bristol, and in Suffolk.

Sp. 3. longicollis. *Ater, nitidissimus, fronte 4-sulcatâ, antennis pedibusque ferrugineis, elytris angulo exteriori postico pallido.* (Long. corp. 3 lin.)

Gy. longicollis. *Kirby MSS.—Steph. Catal. 285. No. 3050.*

Very black and glossy: head subcordate, with a punctate excavation on each side, and four channels in front: nape elongate-globose: thorax a little attenuated behind, with about twenty punctures, forming two rows on the disc of five each, and two others near the lateral margin of four, besides a single one between the last and the margin itself: *elytra* slightly punctulate; pitchy-black, with the outer angles pale: abdomen a little reddish towards the apex beneath: legs rusty-pitchy, with the coxæ and trochanter black: antennæ rusty-black.

Also rare: found in Suffolk.

Sp. 4. diaphanus. *Ater, nitidus, fronte 4-sulcatâ, elytris pallidis, diaphanis, antennis pedibusque rufis.* (Long. corp.  $2\frac{1}{2}$  lin.)

St. diaphanus. *Marsham.—Gy. diaphanus. Steph. Catal. 285. No. 3051.*

Shining, black: head rather wider than the thorax, ovate, punctured, with four channels in front: thorax slightly narrowed behind, with a few dispersed punctures on the sides, and two distinct rows of the same on the disc: *elytra* faintly punctured, pale testaceous: legs pitchy-ferruginous, the intermediate palest: antennæ reddish, with the apex obscure.

Found near London, and in Suffolk: not very common. “Marton, Yorkshire, common.”—*Rev. G. T. Rudd.*

Sp. 5. *sulcifrons*. *Ater, nitidus, fronte 4-sulcatâ, pedibus ferrugineis, elytris leviusculis.* (Long. corp. 2 lin.)

Gy. *sulcifrons*. *Kirby MSS.—Steph. Catal. 285. No. 3052.*

Glabrous, shining, *black*: head oblong, as wide as the thorax, punctured, with four deep grooves on the forehead: thorax rather narrowed behind, with four rows of punctures on the disc, the outer ones forming a hook-like line: elytra rather smooth: legs pitchy-red: antennæ pitchy.

Not uncommon in Suffolk, Devonshire, and within the metropolitan district; also found in Norfolk.

Sp. 6. *apicalis*. *Niger, nitidus, fronte 4-sulcatâ, elytris apice rufo-piceis, pedibus pallidis.* (Long. corp. 3 lin.)

Gy. *apicalis*. *Steph. Catal. 285. No. 3053.*

Glabrous, shining, *black*: head oblong, with four deep channels on the front: thorax with some scattered punctures on the sides, and larger ones on the disc: elytra nearly smooth, with the apex pitchy-red: legs pale: antennæ pitchy, with the base paler.

Taken in Norfolk.

#### B. Elytra distinctly punctate.

Sp. 7. *cruentatus*. *Ater, nitidus, elytris sanguineis, capite thoraceque punctatis.* (Long. corp.  $5\frac{1}{2}$ —6 lin.)

St. *cruentatus*. *Marsham.—Gy. cruentatus. Steph. Catal. 285. No. 3054.*

Glabrous, *black*, shining: head ovate, rather wider than the thorax, sparingly punctate on each side, with four impressed lines on the forehead: thorax subquadrate, with the angles rounded, rather narrowed behind, the extreme lateral margins slightly punctured, and the disc with four rows of punctures, of which the two outer tend towards the sides, and are deflexed at the base: elytra blood-red, rather soft, with scattered punctures: tarsi rufous: antennæ pitchy; palpi rufescent.

Found, not uncommonly, in various places within the metropolitan district; also in Suffolk, Devonshire, near Bristol, &c. “Marton, Yorkshire, common.”—*Rev. G. T. Rudd.* “Common about Swansea-ferry, and sometimes at Penllergare.”—*L. W. Dillwyn, Esq.*

†Sp. 8. *quadratus*. *Niger, capite cicatricato, antennis pedibusque piceis.* (Long. corp. 3 lin.)

Gy. *quadratus*. *Kirby MSS.—Steph. Catal. 285. No. 3055.*

Shining, *black*: head oblong, as wide as the thorax, with confluent excavated

*lines*: thorax short, with about ten deep punctures on the disc, disposed in two lines, and the same number on each side towards the lateral margins, forming a somewhat hooked line; and a few others towards the base: elytra distinctly punctured: abdomen with its extreme apex reddish: *legs pitchy-black*; *antennæ dusky-black*: palpi ferruginous.

Apparently very rare: taken in Suffolk by Mr. Kirby.

Sp. 9. tricolor. *Rufus, capite toto abdomineque supra nigris, elytris pedibusque testaceis.* (Long. corp.  $4\frac{1}{4}$  lin.)

St. tricolor. *Paykull.*—Gy. tricolor. *Steph. Catal.* 285. No. 3056.

*Red*, shining, with a few scattered hairs: head oblong-ovate, pitchy-black, very glossy, distinctly punctulated, and with two obscure impressed lines on the forehead: thorax very glossy and ferruginous, punctured on both sides, the interior punctures disposed in a straight line on each side of the disc: *elytra* punctured, *testaceous*: abdomen above black, beneath red or pitchy-red: *legs testaceous*; *antennæ red-brown*.

Not uncommon throughout the metropolitan district; also taken in Devonshire, Norfolk, and Suffolk. “Not unfrequent (near Swansea).”—*L. W. Dillwyn, Esq.*

Sp. 10. affinis. *Rufo-piceus, nitidus, thorace posticè capite abdomineque supra nigris, elytris flavescens, antennis pedibusque testaceis.* (Long. corp.  $3\frac{1}{2}$  lin.)

St. affinis. *Marsham.*—Gy. affinis. *Steph. Catal.* 285. No. 3057.

*Pitchy-red*, shining: head oblong, finely punctured, with two very obscure oblique lines in front: thorax pitchy-red, with the base black, the sides punctured: *elytra* punctured, *pale testaceous*: abdomen pitchy, with the margins of the segments paler, beneath reddish: *legs testaceous*: *antennæ ferruginous*.

Thorax sometimes almost wholly black.

Not common: from the Marshamian collection.

Sp. 11. linearis. *Ater, nitidissimus, capite thoraceque æneo-nigris utrinque punctulatis, elytris piceo-æneis, antennis pedibusque piceis.* (Long. corp.  $3\frac{1}{2}$  lin.)

St. linearis. *Marsham.*—Gy. linearis. *Steph. Catal.* 285. No. 3058.

*Glossy-black*: head cordate-ovate, *brassy*, finely punctured, with a short longitudinal line above, and the sides with two obscure curved channels: thorax also *brassy*, punctured, the punctures disposed in two distinct rows, and other imperfect ones: *elytra* glabrous, *pitchy-brassy*, punctured: *legs* pitchy, or pitchy-red, with the tarsi paler: palpi rusty-red: *antennæ pitchy*.

Common throughout the metropolitan district in damp fields, gardens, woods, &c., beneath decayed leaves, grass, moss, &c.; also

found in Devonshire and Suffolk. "Common (near Swansea)."—*L. W. Dillwyn, Esq.* "Cramond."—*Rev. W. Little.*

Sp. 12. longiceps. *Ater, nitidus, capite, thoraceque picco, utrinque punctulatis, elytris pedibusque ferrugineis.* (Long. corp.  $2\frac{1}{2}$ —3 lin.)

St. longiceps. *Gravenhorst.*—Gy. longiceps. *Steph. Catal.* 285. No. 3059.

Shining, black: head pitchy-black, finely punctured throughout: thorax pitchy, thickly punctured, with larger punctures disposed in two rows on the disc, and those on the sides dispersedly scattered: elytra scarcely as long as the thorax, pitchy-red, or testaceous, without any brassy gloss: abdomen beneath pitchy: legs testaceous: antennæ pale pitchy-red.

Also a very abundant species throughout the metropolitan district, and in other parts of the country. "Common (near Swansea)."—*L. W. Dillwyn, Esq.* "Marton, Yorkshire, common."—*Rev. G. T. Rudd.* "Cramond."—*Rev. W. Little.*

Sp. 13. semistriatus. *Ater, nitidus, fronte bisulca, antennis pedibusque rufis, elytris piceis exterius punctato-striatis.* (Long. corp.  $1\frac{1}{3}$  lin.)

Gy. semistriatus. *Kirby MSS.*—*Steph. Catal.* 285. No. 3060.

Shining, black, glabrous: head sparingly punctured, with two curved channels on the forehead, and two other very obscure towards the eyes: thorax with two nearly straight rows of punctures on the disc, and with two hooked rows of the same towards the lateral margins: elytra pitchy, with the outer angles paler, sparingly punctured within, but the punctures stronger, and disposed in two striae towards the sides: legs, antennæ, and mouth rufous.

Not common: found occasionally near London, and in Suffolk.

Sp. 14. parumpunctatus. *Niger, nitidus, fronte 4-sulcatâ, antennis pedibusque ferrugineis, elytris anoque piceis, thorace scribebus dorsalibus 5-punctatis.* (Long. corp. 3 lin.)

St. parumpunctatus. *Gyll. Ins. Suec.* iv. 481.—Gy. parumpunctatus. *Steph. Nomen.* 2d edit. col. 102.

Shining black, glabrous: head large, subquadrate, convex, with four short channels in front, and deep remote punctures on the sides, the middle smooth: thorax very glossy, smooth, with two rows of coarse punctures, five in each, on the disc, and a similar series towards each lateral margin: elytra pitchy-black, sparingly punctured, the punctures somewhat disposed in striae towards the sides: apex of the abdomen pitchy: legs and antennæ ferruginous.

Found near London: not common.



Sp. 15. *punctulatus*. *Ater, nitidus, capite utrinque punctulato, elytris substriato-punctatis æneo-piceis, palpis tarsisque rufis.* (Long. corp. 3 lin.)

St. *punctulatus*. *Paykull.*—Gy. *punctulatus*. *Steph. Catal. 285. No. 3061.*

Shining, *black*: head with the margins throughout thickly and rather deeply punctured, the disc almost smooth; forehead with two rather deep grooves: thorax very glossy, with about four large punctures on each side, forming two lines, and a row on each lateral margin, forming a line bent anteriorly: *elytra pitchy-brass, punctulated, the punctures towards the sides forming irregular striæ*: abdomen pitchy at the apex beneath: *legs black, with red tarsi*; palpi also red.

Abundant in the vicinity of London; also found in Norfolk, Suffolk, and in Devonshire. “Crwmllyn sand-hills, and at the sea-lock near Cardiff.”—*L. W. Dillwyn, Esq.*

Sp. 16. *angustatus*. *Ater, nitidus, capite toto punctulato, antennis elytris pedibusque piceis.* (Long. corp. 3 lin.)

Gy. *angustatus*. *Kirby MSS.*—*Steph. Catal. 285. No. 3062.*

*Black, shining*: head punctured throughout, the punctures deepest on the margins; forehead with two not very deep sulci: thorax with six larger punctures on each side of the disc, forming two lines, and one other line of punctures near each lateral margin, as usual: *elytra pitchy, punctured, the punctures somewhat disposed in striæ outwardly*: *legs and antennæ also pitchy.*

Less abundant than the last: found within the metropolitan district, and in Suffolk.

Sp. 17. *ochraceus*. *Ater, nitidus, capite toto punctato, seriebus thoracis 8—10 punctatis, antennis elytris pedibusque brunneis.* (Long. corp. 3 lin.)

St. *ochraceus*. *Gravenhorst.*—Gy. *ochraceus*. *Steph. Catal. 286. No. 3063.*

Shining, *black*: head throughout thickly punctured, with two curved sulci in front: thorax punctulated, with four rows of larger punctures, the two inner straight, and consisting of from eight to ten impressions, and the outer rows curved towards the head: *elytra punctured, brown or somewhat testaceous, rather glossy*: abdomen with the tip beneath pitchy: *legs brown or reddish*: antennæ and palpi the same.

Found near London, and in Norfolk and Suffolk: not very common.

Sp. 18. *Batychrus*. *Ater, nitidus, capite magno punctato, thoracis seriebus dorsalibus 12—16 punctatis, elytris piceis substriato-punctatis, antennis pedibusque obscurè ferrugineis.* (Long. corp. 3 lin.)

*Xantholinus Batychrus*. *Knoch (teste Gyll.)*—Gy. *Batychrus*. *Steph. Nomen. 2d edit. col. 102.*

Shining, *black*: head *large*, deeply and rather thickly punctured, with two short striae in front: *thorax* very long and glossy, broadly smooth in the centre, with two rows of dorsal impressions, composed of from twelve to sixteen small punctures, and two others also many-punctured at the anterior angles: *elytra* pitchy, finely punctured, the exterior punctures disposed in striae: abdomen beneath pitchy, ferruginous in the middle: *legs and antennae* dusky-ferruginous, the base of the latter pitchy.

Taken near London: not common.

Sp. 19. quadrisulcus. *Ater, nitidus, fronte 4-sulcatâ, elytris punctatis, antennis pedibusque piceis.* (Long. corp.  $2\frac{1}{2}$  lin.)

Gy. quadrisulcus. *Kirby MSS.—Steph. Catal. 286. No. 3064.*

Shining, *black*: head punctured, with four sulci in front, the outer ones rather faint: *thorax* also punctured, with six rows of larger impressions, of which the two inner consist of about twelve, the intermediate of nine, and the outer (a hooked one) of seven punctures: *elytra* pitchy-black, obscurely punctate-striate; *legs* pitchy-red; mouth and antennae pitchy.

Rare: found in Suffolk, and near Bristol.

Sp. 20. procerulus. *Niger, nitidus, pedibus elytrisque picescentibus, thorace multipunctato.* (Long. corp. 1 lin.)

St. procerulus. *Gravenhorst Mo. 95.—Gy. procerulus. Steph. Nomen. 2d edit. col. 102.*

Shining, *black*: head subquadrate, thickly punctured, with the middle smooth, the forehead with obscure channels: *thorax* with the sides much punctured, the punctures somewhat remote: *elytra* slightly pilose, punctured, pitchy, with the apex slightly paler: abdomen with the margins of the two last segments pitchy: *legs* pitchy-testaceous: *antennae* and *palpi* fuscous.

Inhabits the neighbourhood of London.

Sp. 21. pusillus. *Niger, nitidus, antennis, palpis pedibusque pallidis, thorace seriebus dorsalibus 5-punctatis.* (Long. corp.  $1\frac{3}{4}$  lin.)

Gy. pusillus. *Steph. Catal. 286. No. 3065.*

Shining, *black*: head with the margins thickly punctured, with four obscure channels on the forehead, the disc very smooth and glossy: *thorax* oblong, the dorsal and lateral series of impressions, each consisting of five punctures, the disc otherwise smooth: *elytra* dull pitchy-black, punctured and slightly pubescent: abdomen with the margins of the segments reddish: *legs, palpi, and antennae* pale.

Found within the metropolitan district: not common.

GENUS DXVIII.—ACHENIUM, *Leach.*

*Antennæ* geniculated, inserted behind the eyes, near the base of the mandibles, basal joint longest, the remaining joints clavate, of nearly equal length, the second being shortest, the apical joint acute. *Palpi* filiform, with the terminal joint minute, subulate: *head* obcordate: *eyes* minute, lateral: *thorax* ovate, truncate anteriorly, rounded behind, the disc sparingly punctured: *elytra* quadrate, depressed: *abdomen* broad, margined: *body* depressed: *wings* ample, sometimes wanting: *legs* short, stout; *femora* robust, compressed; *tibiæ* simple; anterior *tarsi* dilated in both sexes.

Achenium has the body much more depressed than any other genus of this family: the palpi are filiform, with the terminal joint minute and subulate; the thorax is ovate, truncate in front, and rounded behind, in which particular, exclusively of other oral diversities, it differs from Lathrobium, with which genus it was formerly associated. The only indigenous species is found in grassy places.

Sp. 1. depressum. *Atrum nitidum, antennis pedibus elytrisque apice rufis.*  
(Long. corp.  $3\frac{1}{2}$ —4 lin.)

Lat. depressum. *Gravenhorst.*—Ach. depressum. *Steph. Catal.* 286. No. 3066.  
*Curtis*, iii. pl. 115.

Elongate, black, nearly glabrous: head punctulate, with a minute tubercle before the base of the antennæ; mouth rufous: thorax nearly as long as the head, very glossy, with a faint longitudinal line, the sides sparingly punctate, the disc smooth, with two rows of impressions: elytra also punctured, clothed with a short, scattered pubescence, black, with the apex and sides ferruginous: abdomen slightly pubescent, with the tips of the segments reddish: legs, palpi, and antennæ ferruginous.

The elytra are sometimes pale testaceous, with the base of the suture and the outer apex dusky-brown (*A. trinotatum. Steph. olim.*); or the insect is altogether much more attenuated than usual, and of a paler colour (*A. angustatum. Steph. Catal. l. c. No. 3067.*)

Occasionally found in plenty in the vicinity of London. “In abundance in Copenhagen-fields.”—*Mr. Ingpen.* “On the banks of the Orwell, June 1804.”—*Kirby MSS.*

GENUS DXIX.—LATHROBIUM, *Gravenhorst.*

*Antennæ* filiform, not geniculated, basal joint longest and stoutest, obconic, the two following rather longer than the remainder, (excepting the terminal one, which is lanceolate acute,) clavate, the rest obconic. *Palpi* with the

terminal joint minute, subulate: *mandibles* forcipated, curved, acute, with the apex bifid, the outer tooth very long: *head* suborbiculate, or subcordate, thickly punctured: *thorax* rectangular, elongate, thickly punctate: *body* linear-elongate, slightly convex: *legs* stout; femora compressed, especially the anterior, which are usually armed beneath with a tooth, more or less distinct; anterior *tibiæ* dilated exteriorly, also armed with a tooth towards the base: anterior *tarsi* in both sexes broadly dilated.

By their great length, the insects of this genus approximate to *Gyrohypnus*; but from the *Gyrohypni* they may be at once known by having the anterior tarsi considerably dilated; the terminal joint of the palpi minute, the antennæ not geniculated, by which union of characters they differ from the other *Staphylinidæ*, excepting *Achenium*, from which they depart by their convex form, dissimilar thorax, &c. The species occur beneath stones or mosses, in dung-hills, &c., in damp situations, chiefly in the autumn and spring.

Sp. 1. *quadratum*. *Atrum, pilosulum, thorace quadrato, antennis pedibusque piceis, capite orbiculato.* (Long. corp.  $3\frac{1}{2}$  lin.)

St. *quadratus*. *Paykull.*—Lat. *quadratum*. *Steph. Catal.* 286. No. 3068.

Deep black, slightly pilose and shining: head subcordate, finely punctured: *thorax subquadrate*, very delicately and thickly punctured: *elytra* finely punctured, and slightly glossy: abdomen obscure, with long anal styles: *legs pitchy*, the anterior femora slightly thickened and obscurely dentate: tarsi red, anterior slightly dilated: *antennæ pitchy*, with the apex rather palest, the basal joint longer and stouter than the remainder.

The legs are sometimes entirely testaceous; and the apex of the *elytra* has occasionally a small red spot.

Abundant in Battersea-fields, and near Rochester; also found in the Isle of Sheppy, in Devonshire, Norfolk, Suffolk, &c. “*Cramond.*”—*Rev. W. Little*.

Sp. 2. *brunnipes*. *Nigrum, nitidiusculum, thorace oblongo, pedibus rufis, femoribus tibiisque anticis subdentatis: mas segmento penultimo abdominis latè et profundè emarginato.* (Long. corp.  $3\frac{1}{2}$ —4 lin.)

St. *brunnipes*. *Fabricius.*—Lat. *brunnipes*. *Steph. Catal.* 286. No. 3069.

Black, rather shining: head suborbiculate, clothed with short scattered hairs, punctured: *thorax oblong*, punctured, with a smooth dorsal line: *elytra* slightly pubescent, slightly punctured: abdomen with the margins of the antepenultimate joint whitish; in the male the penultimate joint beneath is broadly and deeply notched and channelled; and in the female the same part is broadly and deeply notched on each side, and has an elongate somewhat conic central lacinia, with its apex rounded, and nearly reaching to the tip of

the abdomen; the terminal one subacuminate and pitchy: *legs red*; the anterior femora thickened, and armed with a small tooth; the anterior tibiæ also bearing a small tooth towards the base: antennæ brown: palpi rufous.

Also common near London, beneath stones, &c., in the winter and spring; and near Bristol, and in the New Forest. “Marton, Yorkshire.”—*Rev. G. T. Rudd*. “Not uncommon (near Swansea).”—*L. W. Dillwyn, Esq.* “Cramond.”—*Rev. W. Little*.

Sp. 3. *atriceps*. *Ferrugineum, elytris pedibusque dilutioribus, capite nigro.* (Long. corp.  $3\frac{1}{2}$  lin.)

Lat. *atriceps*. *Kirby MSS.*—*Steph. Catal.* 286. No. 3070.

*Ferruginous*: head subovate, black, glabrous, punctulated, rather shining: thorax dark rust-colour, slightly glossy, punctulated, with a smooth longitudinal line: *elytra fulvous*, with the base dusky, punctulated: abdomen obscure: *legs fulvous*, anterior femora stout, and armed with a single tooth: antennæ ferruginous, with the tip paler.

Not common: found within the metropolitan district, and in Norfolk. “Taken by Mr. Dalton.”—*Kirby MSS.*

Sp. 4. *elongatum*. *Nigrum, nitidum, thorace oblongo, elytris posticè, pedibus antennisque ferrugineis, femoribus tibiisque anterioribus dentatis: mas, segmento penultimo abdominis subtus bis canaliculato sub-biemarginato.* (Long. corp. 4 lin.)

St. *elongatus*. *Linné.*—*Don. xvi. pl. 573, f. 3.*—Lat. *elongatum*. *Steph. Catal.* 286. No. 3071.

*Elongate*, shining, black: head rather wider than the thorax, subcordate, punctulate: *thorax oblong*, very glossy, punctulated, with a smooth dorsal line: *elytra* very thickly punctulated, black, with the apex broadly chestnut, clothed with a fine, remote, pubescence: abdomen also slightly pubescent, with a delicate white edge to the antepenultimate segment, the apical one pitchy: the penultimate segment in the male beneath with two channels, and somewhat doubly notched; of the female elongate subconic, with the tip entire and rounded: *legs ferruginous*, coxæ brown; the anterior femora and tibiæ each with an obscure tooth: antennæ and palpi brown.

Sometimes very narrow, with the *elytra* nearly entirely of a chestnut colour.

Very abundant in the neighbourhood of London; also near Bristol, in the New Forest, Devonshire, Norfolk, Suffolk, &c. “Common (near Swansea).”—*L. W. Dillwyn, Esq.*

Sp. 5. *fulvipenne*. *Nigrum, nitidum, thorace oblongo, elytris pedibusque testaceis: mas segmento penultimo abdominis subtus simpliciter emarginato, haud impresso.* (Long. corp.  $3\frac{1}{2}$  lin.)

St. *fulvipennis*. *Fabricius.*—Lat. *fulvipenne*. *Steph. Catal.* 286. No. 3072.

*Pitchy-black*, shining: head subcordate, punctured: *thorax oblong*, also punctured, with a narrow smooth longitudinal line: *elytra* rather depressed, slightly pubescent, *testaceous-yellow*, and punctulated: *legs testaceous*; anterior femora very obscurely dentate: abdomen pitchy, with a delicate white edge to the antepenultimate segment; in the male the penultimate segment beneath is simply notched, but not impressed; in the female it is somewhat conic and entire: antennæ brown; palpi red.

Sometimes pitchy-red, with the *elytra* and legs paler, and the abdomen dusky; or with the entire body pale testaceous:—the consequences of immaturity.

Less abundant than the last, but not uncommon near London and Rochester: also found in Suffolk.

Sp. 6. *rufipenne*. *Nigrum, subnitidum, elytris saturatiùs rufis, basi nigris, capite oblongo, profundè punctato, antennis pedibusque testaceis: mas segmento penultimo abdominis subtus triemarginato.* (Long. corp.  $3\frac{1}{2}$  lin.)

Lat. *rufipenne*. *Gyllenhal.*—*Steph. Catal.* 286. No. 3073.

*Black*, slightly shining: head oblong, deeply punctured: *thorax oblong-quadrangular*, rather finely punctured, with a narrow longitudinal smooth line: *elytra* rather convex, obsoletely punctured, *bright red*, with about one-third of the base black: abdomen slightly pubescent, with the posterior ventral segments narrowly edged with testaceous; the penultimate one, in the male, deeply notched on each side, and slightly in the middle; in the female rounded and entire: *legs pale testaceous-red*; the anterior tibiæ and femora with a slight tooth: antennæ *rusty-red*.

Found occasionally within the metropolitan district.

Sp. 7. *ochraceum*. *Nigrum, nitidum, elytris pedibusque ochraceis, antennis piceis, capite thoraceque parciùs punctatis.* (Long. corp.  $3\frac{1}{2}$  lin.)

St. *ochraceus*. *Marsham.*—Lat. *ochraceum*. *Steph. Catal.* 286. No. 3074.

*Black*, shining: head subcordate, sparingly punctured: *thorax* also sparingly punctured, with a narrow smooth longitudinal patch on the disc: *elytra* pale ochreous, punctulated, the punctures dispersedly placed: abdomen with the penultimate segment rather broadly edged with testaceous; *legs pale ochreous*: antennæ pitchy.

From the Marshamian collection.

Sp. 8. *punctato-striatum*. *Filiforme, nigrum, nitidiusculum, pedibus rufis, elytris punctato-striatis, castaneis, thorace oblongo.* (Long. corp.  $3\frac{1}{4}$  lin.)

Lat. *punctato-striatum*. *Kirby MSS.*—*Steph. Catal.* 286. No. 3075.

*Filiform*, black, slightly shining, glabrous: head subcordate, punctured: *thorax oblong*, deeply punctured, with a smooth dorsal line: *elytra* rather convex, *chestnut*, deeply punctured, the punctures disposed in close stria:

abdomen with the margins of the antepenultimate segment whitish; beneath pitchy: *legs rufo-testaceous*; anterior femora and tibiæ with a small tooth: antennæ and palpi rufous.

Body sometimes entirely pitchy.

Not uncommon within the metropolitan district; also found near Dover and Bristol, and in Devonshire and Suffolk.

Sp. 9. punctulatum. *Nigrum, subnitidum, ore, antennis, elytris posticè pedibusque rufo-testaceis, capite thoraceque elongato crebriùs punctatis.* (Long. corp.  $3\frac{1}{2}$  lin.)

Lat. punctulatum. *Mannerheim, Préc. des Brac. p. 37.—Steph. Nomen. 2d edit. col. 103.*

*Black, slightly shining: head subcordate, very thickly punctate: thorax oblong, also thickly and irregularly punctured, with a faint smooth dorsal line: elytra rather obscurely punctured, the punctures not disposed in striæ, the apical half bright testaceous-red: abdomen with the apex pitchy: legs, antennæ, and mouth red.*

Found, but uncommonly, near London.

Sp. 10. multipunctatum. *Rufo-piceum, nitidum, pectore abdomineque nigris, ore antennis, pedibus anoque testaceis, elytris profundè striato-punctatis.* (Long. corp. 3 lin.)

Lat. multipunctatum. *Gravenhorst.—Steph. Catal. 287. No. 3076.*

*Pitchy-red above, shining: head subquadrate, darker, rather deeply punctured on the sides, faintly so on the forehead: thorax oblong-quadrangular, pale brownish-red, moderately punctured, with a smooth dorsal line: elytra slightly convex, pitchy-red or brown, with large punctures somewhat disposed in striæ towards the suture, but scattered on the sides: abdomen black, with the apex pitchy-red: head and thorax beneath testaceous, breast and abdomen beneath black: legs pale testaceous; anterior femora and tibiæ with a small tooth: antennæ testaceous.*

Also somewhat rare within the metropolitan district.

Sp. 11. lineare. *Lineari-elongatum, nigrum subnitidum, thorace oblongo, antennis ferrugineis, pedibus rufo-piceis, capite subovato, elytris substriatis.* (Long. corp.  $2\frac{3}{4}$  lin.)

Lat. lineare. *Gravenhorst.—Steph. Catal. 287. No. 3077.*

*Linear-elongate, black, slightly shining and pilose: head subovate, very thickly, but finely punctured: thorax oblong, thickly, and more deeply punctured than the head: elytra pitchy, punctulated, the punctures faintly disposed in striæ towards the suture: abdomen somewhat opaque, very finely punctured, the apex beneath pale pitchy: legs pitchy; anterior femora with an obscure tooth beneath; tarsi testaceous: antennæ ferruginous.*

Abundant in marshy places throughout the metropolitan district, as in Battersea-fields, near Plaistow, &c.; and also near Rochester, in Somersetshire, Devonshire, Suffolk, Norfolk, &c.

Sp. 12. longulum. *Lineari-elongatum, nigropiceum nitidum, thorace oblongo, antennis pedibusque ferrugineis, capite oblongo, elytris obsolete vagè punctatis.* (Long. corp.  $1\frac{3}{4}$  lin.)

Lat. longulum. *Gravenhorst.*—*Steph. Catal.* 287. No. 3078.

*Linear-elongate, very narrow, shining pitchy-black: head oblong, thickly punctulated: thorax oblong, punctulated, with a smooth dorsal line, the punctures towards the disc somewhat disposed in lines: elytra depressed, irregularly and finely punctured: abdomen slightly pubescent, with the extreme tip pitchy-red: legs testaceous-red: the anterior femora with an obscure tooth below: antennæ, mouth, and palpi ferruginous.*

Immature examples have the body entirely testaceous.

Rather scarce apparently: found near London, and in Suffolk.

Sp. 13. fovulum. *Piceo-nigrum, subnitidum, antennis pedibusque piceo-testaceis, thorace subelongato-quadrato, posticè subfoveolato.* (Long. corp. 3 lin.)

Lat. fovulum. *Steph. Catal.* 287. No. 3079.

*Pitchy-black; head subcordate, finely punctured: thorax somewhat elongate-quadrate, also finely punctured, with a rather deep fovea towards the hinder margin: elytra very delicately punctured, with the extreme apex finely edged with chestnut: legs and antennæ pitchy-red.*

Taken near London, but rare.

Sp. 14. nanum. *Angustum, piceo-atrum, antennis pedibus anoque piceo-rufis, capite thoraceque parciùs punctatis.* (Long. corp.  $1\frac{1}{4}$  lin.)

Lat. nanum. *Steph. Catal.* 287. No. 3080.

*Narrow, pitchy-black, slightly shining: head elongate, very finely punctulated: thorax also elongate, and delicately punctured: elytra slightly pubescent, with a few scattered punctures, and the apex reddish: abdomen with a few divergent hairs, its tip pitchy-red: legs and antennæ pitchy-red.*

Found occasionally near London, in the spring.

Sp. 15. erythrocephalum. *Atrum, nitidum, capite rufo, antennis pedibusque testaceis.* (Long. corp.  $1\frac{1}{2}$  lin.)


Lat. erythrocephalum. *Steph. Catal.* 287. No. 3081.

*Deep black, shining: head elongate, dirty-red, finely punctured: thorax also finely punctured: elytra slightly pubescent, with a few remote punctures: abdomen pitchy: legs and antennæ testaceous.*

Once captured near London, by myself.







Sc. Westw. del.

Londrae. Ed. by J. E. Stephens, 26. Feb. 1834.

C. E. Wapstaff sc.

GENUS DXX.—CRYPTOBIUM, *Mannerheim*.

*Antennæ* geniculated, the basal joint very long and clavate, remainder equal in length to one other, the second and third obconic, fourth to tenth lenticular, terminal one rounded. *Palpi* unequal, maxillary (*b*) longest, with the penultimate joint large, clavate, the apical one minute, conic, subulate; labial (*c*) with the last joint elongate-subulate: *labrum* (*d*) deeply notched in front, and furnished with six very long hairs: *mandibles* (*e*) acutely dentate within: *head* oblong: *eyes* minute: *thorax* elongate-quadrangular, slightly convex, narrower than the elytra, the latter quadrate: *body* linear-elongate: abdomen attenuated behind, its apex furnished with pilose lateral styles in both sexes: *femora* unarmed; *tarsi* simple in both sexes.

From the genera of this family, which have the anterior tarsi simple in both sexes, *Cryptobium* differs by having the antennæ geniculated, and at the same time the terminal joint of the palpi minute and subulated. One species only is known.

*Mannerheim* having applied the name above given to this genus, and added characters thereto, I have, in accordance with the usual custom, reverted to his name, in lieu of *Ochthephilum*, published anteriorly in my Catalogue, and slightly characterized in the synoptical table of this family, in page 200.

Sp. 1. *fracticorne*. PLATE XXVII. f. 1. *a-f*.—*Atrum, nitidum, pedibus testaceis, antennis piceis*. (Long. corp. 2 lin.)

St. *fracticornis*. *Paykull*.—Och. *fracticorne*. *Steph. Catal.* 287. No. 3082.—*Cry. fracticorne*. *Steph. Nomen.* 2d edit. col. 103.

Deep shining black: head elongate, moderately punctate, and slightly pubescent and pilose: thorax also elongate, punctate, the discoidal punctures disposed in two somewhat regular lines, the space between smooth: elytra depressed, slightly pubescent, finely rugose-punctate: abdomen rather opaque, with the margins of the penultimate segment narrowly edged with whitish: legs testaceous: mouth and palpi pitchy-red: antennæ pitchy-brown, with the basal joint black.

This appears to be a rare insect, as I have never found more than a pair, which I captured many years since in Battersea-fields, and have seen very few specimens in collections: it usually occurs in damp places, beneath long grasses, mosses, or stones. It has, I believe, been also taken in Norfolk.

FAMILY LXIX.—STENIDÆ, *Mac Leay*.

*Head* exerted, generally united by a distinct *neck* to the *thorax*, the latter mostly rounded or cordate, frequently globose, or depressed, and longitudinally sculptured. *Antennæ* moderate, filiform, or gradually increasing in thickness from the base to the apex: *palpi* various; maxillary longer than the head, with the terminal joint minute or elongate; or shorter, with the terminal joint distinct: *labrum* entire, or slightly denticulated in front, very rarely bilobed: *mandibles* powerful, strongly denticulated within: *eyes* large, globose, or small and orbicular: *body* elongate, slender, sometimes immarginate: *legs* slender; *tibiæ* simple or spinose on their outer edge; *tarsi* either pentamerous, or three or four-articulate.

This family is probably divisible into two, corresponding very nearly with the primary divisions of the subjoined table,—in which the leading external characters of the genera are concisely noticed,—the first group having the tarsi five-jointed, and the apical joint of the maxillary palpi minute or elongate; and the second having the tarsi three or four-jointed, with the terminal joint of the palpi distinct. In the first group, again, the mandibles are generally very powerful, being strongly denticulated within, and acute at their apex; the eyes are also in some genera remarkably large and prominent; and these insects are usually found in damp places on the borders of rivers, while those of the second division frequent either sandy estuaries of the ocean, or inhabit dung and putrid fungi, though most of them prefer sandy situations.

*Tarsi* 5-articulati: (STENIDÆ.)

*Tibiæ* anteriores haud externè denticulatæ.

*Palpi* filiformes.

*Oculi* mediocres, aut parvi.

*Tarsi* articulo 4to integro.

*Palpi* articulo ultimo minuto.

*Thorax* subquadratus.

*Labrum* anticè denticulatum: . . . 521. MEDON.

integrum: . . . 522. SUNIUS.

*Thorax* anticè attenuatus: . . . 524. RUGILUS.

*Palpi* articulo ultimo elongato-subulato: . . . 536. TÆNOSOMA.

*Tarsi* articulo 4to bifido.

*Thorax* subdepressus: . . . 523. ASTENUS.

valde-convexus: . . . 525. PÆDERUS.

*Oculi magni.**Anus* haud setiferus; *labium* elongatum : . . . 526. STENUS.bisetis; *labium* breve : . . . 527. DIANOUS.*Palpi* labiales securiformes: *labrum* bilobum : . . . 528. OXYPORUS.*Tibiæ* anteriores denticulatæ : . . . 529. SIAGONIUM.*Tarsi* 3-4 articulati: (OXYTELIDÆ.)*Antennæ* fractæ.*Tibiæ* anteriores denticulato-pectinatæ.*Caput* cornutum, aut tuberculatum : . . . 530. BLEDIUS.

inermis : . . . 531. HESPEROPHILUS.

*Tibiæ* omnes inermes : . . . 535. TROGOPHLEUS.*Antennæ* haud fractæ.*Tibiæ* posticæ denticulato-pectinatæ : . . . 532. PLATYSTHETUS.

inermes; anteriores denticulato-pectinatæ.

*Thorax* depressus, sculptus : . . . 533. OXYTELUS.

convexus, exsculptus : . . . 534. APLODERUS.

*Tibiæ* omnes inermes : . . . 537. CARPALIUM.GENUS DXXI.—MEDON *mihi*.

*Antennæ* filiform, the basal joint longest and stoutest, the second short obconic, third nearly as long again as the second, subclavate, fourth slightly longer than the second, fifth and two following as long as the second, obconic, three next turbinate, apical one the same, with the tip obliquely cut out. *Palpi* unequal, maxillary (*b*) with the third joint elongate-lanceolate, the fourth minute, subulate; labial (*c*) with the second joint subovate, the terminal slender, acute: *maxillæ* (*a*) bilobed within and densely ciliated: *mandibles* (*e*) curved, acute, with four sharp denticulations within: *labrum* (*d*) with two short teeth in front: *head* quadrate: *eyes* minute: *thorax* also quadrate, slightly narrowed behind: *elytra* obliquely truncate towards the suture: *abdomen* attenuated at the tip, the terminal segment very long: *legs* slender; *tibiæ* simple; *tarsi* (*f*) pentamerous, with the fourth joint entire.

In contour the only known species of this genus greatly resembles those of the following; but its comparatively gigantic bulk, without attending to its other characters, would serve to distinguish it:—from *Sunius* it differs in having the *labrum* denticulate, and from *Astenus* by having the fourth joint of the *tarsi* simple; from *Rugilus* and *Pæderus* it differs in the form of the *thorax*, as well as in other characters.

†Sp. 1. *Ruddii*. PLATE XXVII. f. 2. a-f.—*Niger, nitidus, ore, antennis, elytris pedibus anoque piceo-rufis.* (Long. corp. 3½ lin.)

*Medon Ruddii.* *Steph. Nomen.* 2d edit. col. 103.

Black, shining, glabrous: head rather coarsely punctured: thorax very thickly punctured, the punctures smaller than on the head: elytra punctured, pitchy-red, with the base and lateral margins rather dusky: abdomen with a reddish tinge on the margins of all the segments, especially of the penultimate, and the entire apical one pitchy-red: legs entirely pitchy-red; antennæ the same: palpi, labrum, and mandibles, the same, the apex of the latter dusky.

Of this fine insect I have seen but one specimen, which was taken in the "New Forest, June 1832."—*Rev. G. T. Rudd.*

#### GENUS DXXII.—SUNIUS, *Leach.*

*Antennæ* filiform, with the basal joint large, thickened, second short, obconic, third and fourth rather longer, subclavate, remainder gradually decreasing in length to the tenth, subturbinate, eleventh as long as the second, and obliquely acuminate. *Palpi* maxillary, with the third joint incrassated, truncate; apical minute: *labrum* entire: *head* subquadrate: *eyes* small: *thorax* subquadrate, with the angles rounded: *elytra* somewhat depressed: *abdomen* with the penultimate joint longest: *legs* moderate; *tibiæ* simple; *tarsi* pentamerous, with the fourth joint entire; the anterior slightly dilated.

The depressed subquadrate thorax of the Sunii, combined with the simple fourth joint of the tarsi, small eyes, simple tibiæ, and filiform palpi, serve to distinguish them from the other true Stenidæ, as the two first characters alone do from Asterus, with which genus they have usually been associated. The species frequent shady places, and are found beneath stones, rotten leaves, moss, &c., not unusually in winter and spring.

Sp. 1. melanocephalus. *Filiformis, niger, crebrius punctatus, antennis thorace pedibusque fulvis.* (Long. corp.  $1\frac{1}{2}$ — $1\frac{3}{4}$  lin.)

Pæd. melanocephalus. *Fabricius.*—Su. melanocephalus. *Steph. Catal.* 287. No. 3083.

Filiform, black, shining: head subcordate, smooth: *thorax* subquadrate, with the angles rounded, red, minutely punctured: *elytra* pitchy, also minutely punctured: abdomen with the antepenultimate segment delicately edged with whitish: legs fulvous: antennæ and palpi red.

Beneath stones in sandy places; common throughout the metropolitan district, and in Suffolk, Devonshire, &c. "Raehills."—*Rev. W. Little.*

Sp. 2. tricolor. *Filiformis, niger, antennis thorace pedibusque fulvis, elytris rufo-piceis, ventre anoque rufescentibus.* (Long. corp.  $1\frac{1}{2}$  lin.)

Sta. tricolor. *Marsham.*—Su. tricolor. *Steph. Catal.* 287. No. 3084.

Filiform, black, slightly shining: head scarcely punctured: *thorax* very finely punctured, bright *fulvous*, dusky in front: *elytra* pitchy-red, minutely punctured: *abdomen* beneath and its apex reddish: legs and *antennæ* *fulvous*.

It is not improbable but that this species may be an immature state of the foregoing.

Found near London; also in Suffolk, Norfolk, near Bristol, in Devonshire, &c.

Sp. 3. ochraceus. *Rufo-piceus, capite nigro, antennis pedibusque rufis:* (Long. corp.  $1\frac{3}{4}$  lin.)

Pæd. ochraceus. *Gravenhorst.*—Su. ochraceus. *Steph. Catal.* 287. No. 3085.

*Pitchy-red:* head cordate, smooth, black, slightly pubescent: *thorax* subquadrate, with the angles rounded, smooth, with a very delicate short silken pile: *elytra* pubescent, smooth: *abdomen* slightly pubescent, with long divergent lateral hairs: legs pale testaceous: *antennæ* filiform, red: *palpi* red:

Found beneath stones: not uncommon near London; also found near Bristol, and in Suffolk.

Sp. 4. rubricollis. *Rufo-fuscescens, nitidulus, capite obscuro, ore, thorace, antennisque rufis, pedibus pallidis.* (Long. corp.  $1\frac{1}{2}$  lin.)

Pæd. rubricollis. *Gravenhorst.*—Su. rubricollis. *Steph. Catal.* 287. No. 3086:

*Dusky-red,* slightly shining: head small, obscure, orbiculate, very finely punctured: *thorax* red, also finely punctured: *elytra* dusky-red, with a slight griseous silken pile; *abdomen* the same: legs pale testaceous: *antennæ* and mouth *rufous*.

Taken, but not uncommonly, near London, and near Dover.

### GENUS DXXIII.—ASTENUS, *Dejean.*

*Antennæ* filiform, shorter than the *thorax*, the basal joint stout, second shorter, obconic, third nearly as long again, subclavate, fourth to the tenth of nearly equal length, shorter than the third, and gradually thickening, subturbinate, eleventh as long and stout as the first, with the apex obliquely truncate. *Palpi* maxillary, with the penultimate joint stout, subacuminate, terminal very minute: head large, suborbiculate: *eyes* small, rather prominent: *thorax* small, suborbiculate, subdepressed: *abdomen* linear, subtruncate at the apex: legs slender; *tibiæ* simple; *tarsi* pentamerous, with the fourth joint bifid; anterior slightly dilated.

Astenus, as before alluded to, may be known from Sunius by its orbiculate thorax, exclusively of having the fourth joint of the tarsi bilobed, by which union of characters it may be discriminated from all the other true Stenidæ. The species are generally found in dry arid situations, at all times, under stones, moss, dry leaves, &c.

Sp. 1. brunneus. *Brunneus totus obscuriusculus, capite nigricanti.* (Long. corp.  $1\frac{1}{2}$ — $2\frac{1}{4}$  lin.)

Pæd. brunneus. *Kirby MSS.*—Su. brunneus. *Steph. Catal.* 287. No. 3087.

Ast. brunneus. *Steph. Nom.* 2d edit. col. 103.

Red-brown, obscure, slightly pubescent: head subcordate, minutely and thickly punctured, dusky: thorax very thickly punctured, with an obscure, faintly elevated, longitudinal line: elytra convex, more punctulated and pubescent than the thorax, depressed towards the suture: legs, palpi, and antennæ, ferruginous.

Head also sometimes red-brown, with the legs paler; eyes black.

Apparently rare: found in Battersea-fields. "Taken near Levington by Mr. Sheppard."—*Kirby MSS.*

Sp. 2. angustatus. *Niger, obscurus, confertissimè punctatus, capite suborbiculato, elytris posticè, antennis pedibusque flavis.* (Long. corp.  $1\frac{1}{2}$  lin.)

Pæd. angustatus. *Fabricius.*—St. angustatus. *Donovan, v. xvi. pl. 573. f. 1.*

—Su. angustatus. *Steph. Catal.* 287. No. 3088.—Ast. angustatus. *Steph. Nomen.* 2d edit. col. 103.

Narrow, black, obscure, glabrous: head suborbiculate, slightly attenuated in front towards the mouth, very finely punctulated, the punctures minute: thorax also punctulated, but without a carina: elytra finely punctulated, shining, with the tip testaceous-yellow: abdomen rather glossy, with the edge of the penultimate segment whitish: legs testaceous-yellow: antennæ and palpi the same.

Not uncommon, in damp, sandy, and grassy situations, within the metropolitan district; found also in other parts of the country. "Raehills."—*Rev. W. Little.* "Crwmllyn-burrows."—*L. W. Dillwyn, Esq.*

Sp. 3. immaculatus. *Niger, capite suborbiculato, antennis pedibus abdominisque segmentis margine flavis.* (Long. corp.  $1\frac{1}{2}$  lin.)

Pæd. immaculatus. *Kirby MSS.*—Su. immaculatus. *Steph. Catal.* 287.

No. 3089.—Ast. immaculatus. *Steph. Nomen.* 2d edit. col. 103.

Slender, black, obscure, glabrous: head suborbiculate, finely punctulated: thorax also finely punctured: elytra immaculate, also punctured: abdomen



with the margins of the segments, both above and below, pale yellow; legs and antennæ paler.

Much less abundant than the last: found within the metropolitan district, and in Suffolk.

Sp. 4. dimidiatus. *Angustus, niger, capite thoraceque castaneis, antennis pedibusque testaceis.* (Long. corp.  $1\frac{1}{2}$  lin.)

Pæd. dimidiatus. Kirby MSS.—Su. dimidiatus. Steph. Catal. 288. No. 3090.  
—Ast. dimidiatus. Steph. Nomen. 2d edit. col. 103.

Very slender, black, obscure, glabrous: head triangular, chestnut, obscurely punctured: thorax somewhat narrowed anteriorly, chestnut, very faintly punctured, with an obsolete elevated longitudinal line: elytra rather convex and punctulated: abdomen rather broader than the coleoptra: legs tawny-testaceous: palpi red: antennæ testaceous.

Rather scarce: found near London, and in Suffolk.

Sp. 5. sulcicollis. *Niger, nitidus, antennis pedibusque rufis, thorace rufescente posticè lineolâ excavato.* (Long. corp.  $1\frac{1}{2}$  lin.)

Pæd. sulcicollis. Kirby MSS.—Su. sulcicollis. Steph. Catal. 288. No. 3091.—  
Ast. sulcicollis. Steph. Nomen. 2d edit. col. 103.

Black, shining: head suborbiculate: thorax reddish, with a short excavation towards the hinder margin: elytra punctured, immaculate: abdomen with the margins of the segments reddish: legs and antennæ reddish.

Rare: taken near Dover and Winchelsea.

#### GENUS DXXIV.—RUGILUS, Leach.

*Antennæ* filiform, the basal joint large, clavate, third slightly longer than the second, which with the fourth and fifth are nearly of similar form and length, the remainder gradually increasing in thickness to the tip, the terminal joint longer, subconic. *Palpi* filiform, maxillary with the third joint ovate, subclavate, the terminal minute: *labrum* with two prominent dentations anteriorly in the middle: *head* large, orbiculate: *eyes* small: *thorax* small, much attenuated in front: *abdomen* broad, the penultimate joint longest, the apex obtuse: *legs* long, slender; *tibiæ* simple; *tarsi* pentamerous, with the fourth joint simple.

*Rugilus*, which was detached from *Pæderus* by Dr. Leach, may at once be known from that genus by having the fourth joint of the tarsi simple, or entire, and also by having the thorax very much attenuated in front, by which it likewise differs from the three preceding genera. The species occur beneath stones, moss, dead leaves, refuse of gardens, and other rubbish, in low moist situations.

Sp. 1. orbiculatus. *Ater, obscurus, elytris apice pedibusque testaceis, lineâ longitudinali lævi.* (Long. corp. 2—2½ lin.)

Pæd. orbiculatus. *Fabricius.*—Ru. orbiculatus. *Steph. Catal.* 288. No. 3092.

*Black, obscure, glabrous: head suborbiculate, convex, minutely rugose-punctate: thorax finely rugose-punctate, with a short longitudinal, somewhat elevated, smooth line: elytra convex, very delicately pubescent, slightly shining, pitchy, with the apex testaceous, the disc very obsolete punctate: abdomen finely punctured: legs testaceous: antennæ and palpi brown.*

Common beneath stones, throughout the metropolitan district; also found in Devonshire, Suffolk, Norfolk, near Bristol, Dover, &c. “Not common (near Swansea).”—*L. W. Dillwyn, Esq.* “Cramond.”—*Rev. W. Little.*

Sp. 2. immunis. *Niger, elytris piceis, antennis pedibusque brunneis, thorace subcarinato.* (Long. corp. 2—2¼ lin.)

Pæd. immunis. *Kirby MSS.*—Ru. immunis. *Steph. Catal.* 288. No. 3093.

*Black, slightly glossy: head orbiculate, large, very finely punctured: thorax also finely punctured, with a short elevated longitudinal smooth line: elytra pitchy, obscurely punctured: legs and antennæ brown.*

Also common throughout the metropolitan district, and I believe in other parts of the country. “Cramond.”—*Rev. W. Little.*

Sp. 3. punctipennis. *Niger, capite magno orbiculato, elytris æneo-nigris punctatis, antennis pedibusque rufis.* (Long. corp. 2 lin.)

Pæd. punctipennis. *Kirby MSS.*—Ru. punctipennis. *Steph. Catal.* 288. No. 3094.

*Black, slightly pilose: head very large, orbiculate, rather obscure, thickly covered with very minute confluent punctures: thorax also thickly and minutely punctured, the punctures more or less confluent; the disc with a very narrow, hardly conspicuous, longitudinal smooth line: elytra brassy-black, immaculate, distinctly punctured, and slightly pubescent: abdomen smooth, pubescent: legs testaceous, the tips of the four posterior femora dusky: antennæ red; palpi the same.*

Not so common as either of the foregoing, at least in the vicinity of London: it occurs in Suffolk, and in Devonshire.

†Sp. 4. fragilis. *Niger, subnitidus, thorace pedibusque rufis, antennis elytrorumque margine apicali testaceis.* (Long. corp. 2½ lin.)

Pæd. fragilis. *Gravenhorst.*—Ru. fragilis. *Curtis, iv. pl. 168.*—*Steph. Catal.* 288. No. 3095.—Pæd. sanguinicolis. *Dahl (teste Dejean).*

*Black, slightly shining: head slightly pubescent, thickly punctured: thorax*

bright red or testaceous, somewhat thickly punctured, with an obscure smooth longitudinal channel in the middle: elytra finely pubescent, rather thickly punctured, pitchy, with the extreme tip testaceous, or pale reddish: abdomen minutely punctured, and a little pubescent: legs pale testaceous: antennæ pitchy-testaceous, brightest at the apex.

This beautiful insect appears to be a scarce species, very few specimens being in collections. "Taken beneath the bark of a willow at Walthamstow."—*A. Cooper, Esq.* "New Forest, June 1832."—*Rev. F. W. Hope.* "Epping Forest, Feb. 1833."—*Mr. Attfield.* "In moss, Lincolnshire."—*A. H. Davis, Esq.*

#### GENUS DXXXV.—PÆDERUS *Auctorum.*

*Antennæ* filiform, the basal joint elongate, slightly thickened, second short, third as long as the first, slender, remainder gradually shortening and thickening to the tip, the three last joints being distinct, and the apical one conic, obliquely truncate. *Palpi*, maxillary with the third joint large, clavate, pilose, the terminal one minute: *labrum* slightly notched in front: *head* large, orbiculate: *eyes* small: *thorax* very convex, obovate: *abdomen* with the penultimate joint largest, the terminal joint in the female with two pilose styles: *legs* rather long, slender; *tibiæ* simple; *tarsi* pentamerous, with the fourth joint bilobed, anterior dilated in both sexes.

For beauty of colouring, the insects of this pretty genus stand pre-eminent amongst the Brachelytra, their usual tints consisting of contrasts of blue, orange, black, or violet; their very convex, obovate thorax, distinguishes them from *Astenus*, as do their bilobed tarsi from the other genera of the true Stenidæ with minute eyes. The species frequent grassy places near rivers, the roots of oaks, branches of whitethorn, and sandy situations; and appear to be gregarious.

Sp. 1. littoralis. *Rufus, capite (ore excepto), abdominis apice, pectore, genibusque nigris, elytris cæruleis, thorace oblongo.* (Long. corp.  $3\frac{1}{2}$ —4 lin.)

Pæd. littoralis. *Gravenhorst?*—*Steph. Catal.* 288. No. 3096.

Glossy, slightly pilose: head small, black; *mandibles* and *palpi* red, the apex of the latter dusky: *thorax* oblong, with the sides nearly parallel, slightly approximating behind, bright shining red: elytra deep blue, or greenish, rather coarsely punctured: abdomen red, with the two last joints above and below black; breast black: *coxæ* and trochanters red: legs red, with the extreme tip of the anterior femora, and a large portion of the apex of the four posterior black; *tibiæ* with the extreme base fuscous; *tarsi* fuscous;

with the base of the joints sometimes reddish: antennæ fuscous, with the base rufous.

Gravenhorst appears to have confused this and the following species in his Monograph, the characters he has assigned to the respective insects being evidently transposed, if our common species be the true Linnæan one, of which there appears no doubt.

Not found near London; but not uncommon on several of the coasts, and on the borders of large rivers near their junction with the sea; rather abundant on the coast of Devonshire. "In great plenty in the sedge boats at Cambridge, March 1831."—*C. C. Babington, Esq.* "Carlisle."—*T. C. Heysham, Esq.*

Sp. 2. *riparius*. *Rufus, capite, mandibulis, abdominis apice, pectore, coxis posticis, genubusque nigris, elytris cæruleis, thorace globoso, suborbiculato.* (Long. corp.  $3\frac{1}{2}$ —4 lin.)

Sta. *riparius*. *Linné*.—*Donovan*, v. pl. 167.—*Pæd. riparius*. *Steph. Catal.* 238. No. 3097.

Shining, slightly pilose: head large, orbiculate, black: mandibles black: palpi fulvous, dusky at the apex: thorax short, very globose, suborbiculate, bright red: elytra deep blue, or greenish, very coarsely punctured: abdomen red, the two last segments, both above and below, black: breast black: four anterior *coxæ* red, two *posterior black*: femora red, the apex of all broadly black; tibiæ red; tarsi also red, with the tips of the joints slightly brownish: antennæ pale testaceous, with the apex dusky, the terminal joint pale, sometimes testaceous.

Very abundant [at the roots of large trees, or in grass, moss, &c. throughout the year,\* within the metropolitan district, and not uncommon in other parts of the country. "Very common (near Swansea)."—*I. W. Dillwyn, Esq.* "Common at Cambridge."—*C. C. Babington, Esq.*

Sp. 3. *fuscipes*. *Rufus, capite (ore excepto), abdominis apice, pectore genubusque nigris, tibiis tarsisque piceo-fuscis, elytris cæruleis, thorace oblongo.* (Long. corp. 2—3 lin.)

*Pæd. fuscipes*. *Curtis*, iii. pl. 108.—*Pæd. fulvipes*. *Steph. Catal.* 288. No. 3098.

---

\* On the 1st of January, 1825, I captured about eighty specimens at Ripley, beneath a small quantity of moss,—not more than would fill a quart measure,—in which, so densely congregated were these and other insects, that I actually obtained in less than one hour no less than 413 dozen specimens of Coleoptera!

Shining, slightly pilose: head small, orbiculate, black: *mandibles* pale *testaceous*; palpi the same, with the apex dusky: thorax oblong, bright red, with a few coarse punctures: elytra dark blue, or deep green, coarsely punctured, slightly pubescent: abdomen red, with the two last joints, above and below, black: breast black: *coxæ* and femora *red*, the latter with the apex rather broadly black; *tibiæ*, especially without, *fuscous*; tarsi pitchy-brown: antennæ pale testaceous at the base, black at the apex.

I obtained a specimen of this insect from Hants, several years before it was *discovered*? by Messrs. Chant and Bentley according to Mr. Curtis, and had it named in my cabinet Pæd. thoracicus, a name quite as applicable as the one it now bears.

The first known specimens of this insect—with the exception of the one above referred to—were taken in the New Forest, Hants, by Messrs. Chant and Bentley; but in July 1826, when in company with my friend Mr. Westwood, on Clandon Common, about three miles from Ripley, the low bushes actually swarmed with this insect; but although I have repeatedly gone to the same place at the same period of the year, in hopes of obtaining more specimens (having secured but few), I have been disappointed.

Sp. 4. *ruficollis*. *Niger, subnitidus, capite cærulescente, elytris cæruleis, thorace rufo-testaceo, antennarum basi subtus testaceo.* (Long. corp. 3 lin.)

Pæd. *ruficollis*. *Fabricius.—Steph. Catal. 288. No. 3099.*

*Black*, slightly shining: head *bluish-black*: thorax bright testaceous-*red*, very convex: *elytra* deep *blue*, coarsely punctured; abdomen *obsoletely* punctured: legs black: antennæ black, with the basal joint testaceous beneath.

Rare: taken near Swansea, and on other parts of the Welsh coast. “Near Barmouth, in plenty.”—*Rev. F. W. Hope.*

Sp. 5. *sanguinicollis*. *Violaceus, nitidus, elytris cæruleis, thorace rufo, antennis pedibusque totis nigris.* (Long. corp. 3 lin.)

Pæd. *sanguinicollis*. *Steph. Catal. 288. No. 3100.*

*Violet*, shining: head suborbiculate, punctured: thorax bright *red*, obcordate: elytra bright *blue*, thickly punctured: abdomen black, its apex *bluish*: legs and antennæ *totally black*.

Very rare: it has been captured on the north coast of Devonshire; and I believe the specimen in the British Museum was found on the coast of Glamorganshire.

GENUS DXXVI.—STENUS, *Latreille*.

*Antennæ* slender, clavate, inserted between the eyes, two basal joints robust, first elongated, the four following slender, the third being longest, two next of nearly equal length, the fifth stoutest, clavate, remainder rather abruptly larger, forming a kind of three-jointed club, the terminal joint being conic-acute. *Palpi* unequal; maxillary very long, with the terminal joint subclavate, truncate; labial minute: *labium* very long, retractile: *head* very large, subtrigonate: *eyes* very large, and prominent: *thorax* immarginated, elongate, subcylindric; *body* oblong, subcylindric, punctate: *abdomen* convex, immarginate, or margined, its apex not setiform: *legs* elongate, slender; *tibiæ* simple; *tarsi* pentamerous, with the penultimate joint slightly bilobed.

The great bulk of the eyes in the Steni sufficiently point out a prominent character of distinction from all the preceding genera of this family, in which particular *Dianoüs* resembles them; they, however, may be known from all by the prolongation of the labium, which possesses the faculty of being retractile; the apex of the abdomen is not furnished, or at least very rarely so, with appendages as is *Dianoüs*. The species chiefly inhabit damp places on the margins of rivers, ponds, lakes, &c., especially in grassy and sandy places.

A. With the abdomen immarginate.

a. *Legs* pale, or varied.

Sp. 1. *oculatus*. *Ater, antennis longiusculis, palpis, pedibusque fulvis, his geniculis nigris, abdomine cylindrico.* (Long. corp. 2 lin.)

Ste. *oculatus*. *Gravenhorst.—Steph. Catal. 288. No. 3101.*

*Black*, slightly shining, very much punctulated, slightly pubescent: head triangular, with a somewhat depressed tubercle behind the eyes: thorax cylindric, a little widest in front, the back convex, with the surface equal: elytra convex, with the base unequal: abdomen cylindric: *legs fulvous*, with the apex of the femora and base of the tibiæ black: antennæ longish, fulvous, with the basal joint black: palpi fulvous.

Found commonly within the metropolitan district; also near Dover, and in Suffolk and Norfolk, Devonshire, Bristol, &c. "Not uncommon on Crwmllyn-burrows."—*L. W. Dillwyn, Esq.*

Sp. 2. *scabrior*. *Aterrimus, punctis excavatis scaber, antennis basi, palpis femoribusque rufis.* (Long. corp. 2½ lin.)

Ste. *scabrior*. *Kirby MSS.—Steph. Catal. 288. No. 3102.*

Very black, slightly shining and pubescent, very rough throughout, with deep

excavated *punctures*: head triangular, somewhat carinated longitudinally between the eyes: thorax rounded, with the anterior part slightly widest, the surface equal: elytra coarsely punctured, the surface equal: abdomen cylindric, slightly pubescent, with the base of the segments depressed and coarsely punctured, the apex shining and smooth: *femora rufous*, with the *apex black*; *tibiæ with the extreme tip dull red*: *antennæ black*, with the *base dull red*: palpi red.

Taken within the metropolitan district, and in other parts.  
 “Spitchweek.”—*Dr. Leach*.

Sp. 3. *cicindeloides*. *Niger, subnitidus, profundissimè punctatus, palpis antennisque pallidis, pedibus testaceis nigro-geniculatis*. (Long. corp.  $2\frac{1}{2}$  lin.)

Ste. *cicindeloides*. *Gravenhorst*.—*Steph. Catal.* 288. No. 3103.

*Black*, slightly shining, very deeply and *coarsely punctured*: head rugulose, the forehead depressed, but without a channel: thorax oblong, with the sides slightly dilated before the middle, the surface convex, subequal: elytra with the surface equal, slightly pubescent, the apex obliquely truncate: abdomen finely punctured: *legs testaceous*, with the *base and apex of the femora black*; *tibiæ beneath with a fuscous line*: palpi and *antennæ pale*, with the apex dusky.

Found near London, and in Devonshire. “On Crwmllyn-burrows, and under rubbish on the sea-shore about high-water mark, not unfrequent (near Swansea).”—*L. W. Dillwyn, Esq.*

Sp. 4. *cognatus*. *Nigro-subæneus, profundè punctatus, palpis antennarumque basi pallidis, femorum basi fulvis*. (Long. corp. 2 lin.)

Ste. *cognatus*. *Steph. Catal.* 289. No. 3104.

*Black*, shining, with a *brassy tinge*, *deeply punctured*: head wider than the thorax, the forehead depressed, and having a faint longitudinal ridge: thorax oblong, rounded, rather dilated before the middle, the surface slightly convex, with two shallow foveæ a little behind the middle: elytra rather convex, a little depressed towards the suture: abdomen rather deeply punctured, with the margins of the segments impunctate: legs with the *base of the femora fulvous*, *tibiæ and tarsi pitchy-black*: *palpi and base of the antennæ pale*.

Taken in Devonshire.

Sp. 5. *similis*. *Ater, pilosulus, minutissimè punctatus, antennarum medio palpisque pallidis, femoribus fulvis*. (Long. corp.  $1\frac{1}{2}$  lin.)

Ste. *similis*. *Kirby MSS*.—*Steph. Catal.* 289. No. 3105.

*Black*, slightly pilose, the pile very short, and silvery in certain lights, *minutely punctured*: head triangular, forehead broad, depressed, with a distinct lon-

gitudinal ridge: thorax slightly elongate, a little dilated in the middle on the sides, the surface equal: elytra convex, equal: abdomen short, cylindrical, thickly but minutely punctured throughout: *jemora* pale *fulvous*; tibiæ and tarsi pitchy: *antennæ* black, *pale in the middle*; palpi pale.

The tibiæ and tarsi are sometimes pale fulvous.

Taken in the spring in Battersea-fields. "Woodland, Devonshire."—*Dr. Leach*.

Sp. 6. *fulvicornis*. *Aterrimus, pedibus fuscis, antennis pallide fulvis basi apiceque nigris*. (Long. corp.  $1\frac{3}{4}$  lin.)

Ste. *fulvicornis*. Kirby MSS.—*Steph. Catal.* 289. No. 3106.

Very black, rather obscure, smooth, *minutely punctured*: head triangular, with an obsolete longitudinal carina on the forehead: thorax cylindrical, with the sides rounded: elytra with the base irregular: abdomen cylindrical, with the base of the segments slightly depressed: *legs fuscous*, with the *tarsi paler*: *antennæ* pale *fulvous*, with the two *basal and the terminal joints black*: palpi pale, with the tip black.

Not very abundant within the metropolitan district. "Common in damp meadows, near Barham."—*Kirby MSS.* "Devonshire."—*Dr. Leach*.

Sp. 7. *pallipes*. *Nigro-piceus, albido-pilosus, profundè punctatus, unteannarum medio palpis pedibusque pallidis*. (Long. corp.  $1\frac{1}{2}$  lin.)

Ste. *pallipes*. *Gravenhorst*.—*Steph. Catal.* 289. No. 3107.

Pitchy-black, clothed with a short whitish down, and *deeply punctate*: head opaque, rather deeply bicanaliculated between the eyes on the forehead: thorax slightly dilated on the sides before the middle, disc with an obscure curved transverse fovea on each side in the middle, and a smaller one behind: elytra pitchy-brown, less thickly punctured than the head and thorax: abdomen short, slightly shining: *legs pale testaceous*: palpi the same, with tip dusky: *antennæ pale*, with the *basal and three terminal joints black*.

My specimens were obtained from the Marshamian Collection; I know not their locality.

Sp. 8. *Marshami*. *Niger, albido-pubescentis, minutissimè et creberrimè punctatus, antennis palpis pedibusque pallido-rufis*. (Long. corp.  $1\frac{1}{2}$  lin.)

Ste. *Marshami*. *Steph. Catal.* 289. No. 3108.

Black, clothed with a very short whitish pubescence, and very *minutely punctured*: head triangular, depressed between the eyes, with a distinct longitudinal ridge: thorax cylindrical, slightly dilated in the middle of the sides, the disc equal, and somewhat convex: elytra punctured, the punctures as large as on the thorax: abdomen finely punctured throughout: *legs pale*—



red, the apex of the femora slightly dusky: *antennæ* and *palpi* pale red; the base of the former dusky.

Also from the Marshamian Cabinet.

Sp. 9. *brunnipes*. *Ater*, *punctatus pedibus picco-brunneis*. (Long. corp.  $1\frac{1}{2}$ — $1\frac{3}{4}$  lin.)

Ste. *brunnipes*. Kirby MSS.—*Steph. Catal.* 289. No. 3109.

*Black*, somewhat glabrous: head subtriangular, wider than the thorax, *rugedly punctured*, depressed between the eyes, with a faint elevated ridge on the disc: thorax obsoletely obcordate, with the sides rounded, roughly punctured, with the surface even: elytra roughly punctured, equal throughout: abdomen punctulated, with the sides obscurely margined, the base of the segments a little depressed, with an obsolete transverse slightly elevated line: *legs pitchy-brown*: *antennæ* and *palpi black*.

Common in the vicinity of London, in the spring; taken also in Devonshire, and near Bristol.

†Sp. 10. *curvipes*. *Ater*, *abdomine submarginato, pedibus fusco-rufis tibiis posticis curvatis*. (Long. corp.  $1\frac{1}{2}$  lin.)

Ste. *curvipes*. Kirby MSS.—*Steph. Catal.* 289. No. 3110.

*Black*, slightly shining, and thickly punctured: head subtriangular, with a double channel above, the disc longitudinally elevated: thorax globose, obcordate, equal: elytra broader than the thorax: *abdomen* rounded, very *slightly margined*: *legs pitchy-red*, with the *posterior tibiæ curved* at the base: *antennæ pitchy-black*, rather longer than the head: *palpi black*.

“Taken in Norfolk by Mr. Wilkin.”—*Kirby MSS.*

b. *Legs black.*

Sp. 11. *nigriclavis*. *Ater*, *punctulatissimus, antennis medio palpisque basi rufis*. (Long. corp.  $2\frac{1}{4}$  lin.)

St. *nigriclavis*. Kirby MSS.—*Steph. Catal.* 289. No. 3111.

*Black*, thickly punctured, clothed with minute squamous hair: head triangular, with the forehead slightly depressed on each side: thorax cylindrical, suboval, with the surface equal, and roughened with closely-set punctures: elytra deeply punctured, with the surface unequal, somewhat pitted: abdomen thickly punctulated, with the base of the segments slightly depressed: *legs totally black*: *antennæ* as long as the head, *rufous*, with the *basal joints and club black*: *palpi red*, with the tip black.

Found in Suffolk and Norfolk, and occasionally within the metropolitan district; also in Devonshire, and near Bristol.

Sp. 12. tarsalis. *Niger, argenteo-pilosus, crebre punctatus, palpis tarsisque pal-  
lidis, antennis testaceis, articulo primo nigro.* (Long. corp.  $2\frac{1}{2}$  lin.)

Ste. tarsalis. *Gyllenhall.—Steph. Catal.* 289. No. 3112.

*Black*, clothed with a short silvery pile, and *thickly punctured*; head trian-  
gular, much broader than the thorax, rather deeply punctured, depressed  
between the eyes, and obsolete carinated: thorax with the sides rounded,  
above convex, black, with two very obsolete transverse foveæ behind the  
middle: elytra convex, rather deeply and thickly punctured: abdomen  
slightly glossy, punctured, cylindrical: legs black; *tarsi dilated, pale testa-  
ceous: palpi testaceous*, with the tip dusky; *antennæ pale testaceous*, with the  
*basal joint black*, and the three apical ones dusky.

Taken in Devonshire, and also in the New Forest.

Sp. 13. rufitarsis. *Ater, antennis palpis tarsisque rufis.* (Long. corp.  $2\frac{1}{2}$  lin.)

Ste. rufitarsis. *Kirby MSS.—Steph. Catal.* 289. No. 3113.

*Black*, very thickly punctulated, and in certain lights appearing clothed with  
a silvery pile: head triangular, rather wider than the thorax, with an  
obscure elevated longitudinal ridge in the middle: thorax rather broadest  
anteriorly, with an obsolete longitudinal channel in the middle: elytra with  
the base obscurely pitted: abdomen with the base of the segments de-  
pressed and constricted: legs black, with the *tarsi broadish*, and *red*:  
*antennæ pale rufous*, with the club darker, or pitchy-red; *palpi red*, with the  
tip pitchy; *mandibles reddish*.

Found, not commonly, near London; also in Norfolk, and in  
Devonshire. "In marshy places near Framlingham, in July 1806,  
and subsequently near Barham."—*Kirby MSS.*

Sp. 14. flavitarsis. *Ater, punctulatissimus, antennis basi tarsisque flavescens.*  
(Long. corp.  $2\frac{1}{2}$  lin.)

Ste. flavitarsis. *Wilkin?—Steph. Nomen.* 2d edit. col. 104.

*Black*, very *thickly punctured*, and glabrous: head triangular, broader than  
the thorax, with a slightly elevated longitudinal ridge: thorax longer than  
the head, rather widest in front, on both sides slightly impressed obliquely  
at the base: elytra with the base equal: abdomen subulate-conic: legs  
black; *tarsi reddish-yellow*; *antennæ pale testaceous*, with the club black;  
*palpi the same*.

Probably a variety of the penultimate species.

Found in Norfolk, and near London.

Sp. 15. unicolor. *Ater, palpis fuscis basi flavescens, abdomine punctato.*  
(Long. corp.  $1\frac{1}{2}$  lin.)

Ste. unicolor. *Kirby MSS.—Steph. Catal.* 289. No. 3114.

*Black*, slightly shining, punctured, *glabrous*: head wider than the thorax, with a slightly elevated longitudinal ridge: thorax rounded, somewhat globose, surface equal: elytra also equal: *abdomen* rounded, *distinctly punctulated*, the base of the segments depressed: legs black: antennæ black: *palpi fuscous*, with the *first joint yellowish*, or sometimes entirely black.

Not uncommon in Battersea-fields, and in other places within the metropolitan district; also found in Suffolk, Norfolk, &c.

Sp. 16. *assimilis*. *Ater, nitidus, immaculatus, thorace latiusculo, abdomine lineari, pedibus fuscis*. (Long. corp. 1 lin.)

St. *assimilis*. Kirby MSS.—*Steph. Catal.* 289. No. 3115.

*Black*, slightly shining, *glabrous*, punctured: head triangular, wider than the thorax, with the forehead flattish: *thorax somewhat globose*, with the surface equal: elytra convex, equal: *abdomen linear, cylindric*, punctured, with the base of the segments rather depressed: *legs fuscous; antennæ and palpi black*, immaculate.

Very similar to St. *fornicatus*; but the palpi black, thorax less globose and longer, &c.

Not common: found in the neighbourhood of the metropolis; also in Suffolk. "Woodland."—*Dr. Leach*.

Sp. 17. *fornicatus*. *Ater, pilosulus, punctatus, thorace globoso, elytris fornicatis, abdomine conico*. (Long. corp. 1½ lin.)

St. *fornicatus*. Kirby MSS.—*Steph. Catal.* 289. No. 3116.

*Black*, rather shining, sparingly clothed with a very minute whitish pile; visible only in certain lights: head triangular, *roughly punctate*, with a short slightly elevated line behind, flattish between the eyes: *thorax subglobose*, roughly punctured, the surface equal and *convex*: *elytra convex, arched*, roughened with excavated punctures: *abdomen conic*, punctured: *antennæ black*: palpi also black, with the base pale.

Apparently rare: my specimen was captured in Suffolk.

Sp. 18. *crassus*. *Ater, crassiusculus, thorace obcordato, abdomine submarginato*. (Long. corp. 1¼ lin.)

St. *crassus*. Kirby MSS.—*Steph. Catal.* 289. No. 3117.

Very *black*, *glabrous*, roughly punctured, and rather stouter than usual in this genus: head triangular, rather wider than the thorax, flattish: *thorax obcordate*: elytra with the base *obsoletely pitted*: *abdomen rounded*, very *obsoletely margined*, with the base of the segments depressed, the tip nearly smooth: legs *fuscous*: antennæ and palpi black.

Also rare, and probably a variety of the preceding, with which it has occurred in Suffolk.

Sp. 19. *gracilis*. *Ater, gracilis, minutissimè punctatus, antennis medio pallidis, palpis atris.* (Long. corp.  $1\frac{1}{2}$  lin.)

Ste. *gracilis*. *Steph. Catal.* 289. No. 3118.

*Slender, deep black, clothed with a short whitish down, and very minutely punctured: head with the front depressed, and having a short longitudinal ridge: thorax slightly globose, elongate, with the sides a little rounded before the middle, the surface equal: elytra slightly depressed, with a faint ridge on each in the middle of the base: abdomen obscure, finely punctured, with the margins of the segments obscurely punctured: legs black; palpi the same; antennæ fuscous, with the middle pale.*

Taken near London.

B. With the abdomen margined; its apex simple.

a. *With the elytra immaculate.*

1. With the legs pale or pitchy.

Sp. 20. *phæopus*. *Ater, nitidiusculus, antennis palpisque, rufescentibus, pedibus fuscis.* (Long. corp.  $1\frac{1}{2}$  lin.)

Ste. *phæopus*. *Kirby MSS.—Steph. Catal.* 289. No. 3119.

*Black, punctured, sparingly clothed with extremely short pile, appearing silvery in certain lights: head wider than the thorax, longitudinally elevated in the middle: thorax rounded, globose, equal: elytra with an oblong fovea in the middle of the base, and also depressed near the suture: abdomen punctured, with the base of the segments depressed: legs pitchy: antennæ testaceous, but the basal joint and the club dusky: palpi testaceous at the base.*

Found, but not commonly, within the metropolitan district; it also occurs in Suffolk and Devonshire.

Sp. 21. *picipes*. *Ater, subpilosus, antennis rufescentibus, pedibus piceis, elytris thorace subimpresso longioribus.* (Long. corp.  $1\frac{3}{4}$  lin.)

Ste. *picipes*. *Kirby MSS.—Steph. Catal.* 289. No. 3120.

*Black, slightly shining, finely punctured, and clothed with a fine silvery pile: head wider than the thorax, with a longitudinal ridge in the middle: thorax globose, obcordate, obliquely impressed on each side behind the middle: elytra obsolete pitted before the middle: abdomen rounded, or subulate-conic: legs pitchy, with the joints dusky: antennæ reddish, with the club dusky: palpi red.*

Also found near London and in Suffolk, and near Bristol.

Sp. 22. *argyrostoma*. *Ater, gracilis, punctulatissimus, antennis pedibusque piceis, labro testaceo argenteo pubescenti.* (Long. corp.  $1\frac{1}{2}$  lin.)

Ste. *argyrostoma*. *Steph. Catal.* 289. No. 3121.

*Slender, black, thickly and finely punctured, and slightly clothed with a fine*

whitish pubescence: head rather wider than the thorax, with the forehead broad and obscurely bicanaliculated: thorax rounded, slightly convex, the surface equal: elytra convex, equal: abdomen acute at the apex, finely punctured, the base of the segments depressed, the apex rarely smooth: *legs pitchy*; *antennæ the same*; *labrum testaceous, clothed with a silvery pile.*

Taken in Batterssea-fields in the spring.

Sp. 23. fuscipes. *Niger subnitidus, crebrè punctatus, palpis, antennis extrorsum pedibusque ferrugineo-piceis, thorace oblongo.* (Long. corp.  $1\frac{1}{2}$  lin.)

Ste. fuscipes. *Gravenhorst.—Steph. Catal. 289. No. 3122.*

*Black, slightly shining, and thickly punctured: head much wider than the thorax, with the forehead obsoletely bicanaliculated: thorax oblong, dilated on the sides a little before the middle, equal, not foveated: elytra above conic: abdomen more glossy than the elytra, thickly, but finely, punctured: legs rusty-pitchy, with the femora brightest or rufescent: antennæ pitchy, with the two basal joints black: mouth pitchy.*

Found near Dover, and in Norfolk and near Bristol.

Sp. 24. flavipes. *Ater, nitidus, pedibus palpis antennisque medio pallide luteis.* (Long. corp.  $1\frac{1}{4}$ — $1\frac{1}{2}$  lin.)

Ste. flavipes. *Kirby MSS.—Steph. Catal. 28. No. 3123.*

*Black, shining: head triangular, much wider than the thorax, thickly clothed with a velvety pile, having a silvery gloss in certain lights, depressed, punctured, with the middle of the occiput slightly elevated and smooth: thorax rounded, rather widest before the middle, less punctured than usual, with a triangular smooth space on the disc: elytra punctate, depressed, and slightly pitted at the base towards the suture: abdomen linear, much narrower than the elytra, finely punctured, with the apex of the segments smooth: legs pale luteous: antennæ the same, with the basal and two apical joints black: palpi luteous.*

Not common; taken near London; also in Devonshire, Suffolk, and Yorkshire.

Sp. 25. circularis. *Ater, obscurus, punctulatus, thorace subgloboso, pedibus ferrugineis, abdomine conico.* (Long. corp. 1 lin.)

Ste. circularis. *Gravenhorst.—Steph. Catal. 28. No. 3124.*

*Black, obscure, glabrous: head rather wider than the thorax, triangular, roughly punctate, flattish between the eyes: thorax scarcely longer than the head, subglobose, very roughly-punctate, the surface equal: elytra also roughly-punctured, equal: abdomen conic, acute, rather faintly margined*

with the base of the segments rather depressed and punctate: *legs ferruginous*: palpi reddish.

Not common: found within the metropolitan district and in Suffolk.

Sp. 26. *immunis*. *Ater, punctulatus, palpis antennis basi pedibusque testaceis*. (Long. corp.  $1\frac{1}{2}$ —2 lin.)

Sta. *immunis*. *Marsham*. Ste. *immunis*.—*Steph. Catal.* 289. No. 3125.

*Black*, rather glabrous, somewhat roughly *punctured*: head wider than the thorax, triangular, the disc with a slightly elevated ridge, the sides depressed: *thorax* rather longer than the head and attenuated, roughly punctate, and very *obsoletely impressed*: elytra also roughly punctate, with an obscure impression at the base: abdomen subulate-conic, faintly margined, and very delicately punctured; *legs testaceous*: *antennæ testaceous-yellow*, with the *club black*: *palpi testaceous-yellow*.

My specimens are from the Marshamian Collection; the insect has, however, been taken near London and in Norfolk.

Sp. 27. *subrugosus*. *Æneo-ater, subrugoso-punctatus, thorace posticè tripuncto, antennis pedibusque pallidis*. (Long. corp. 2 lin.)

Ste. *subrugosus*. *Steph. Catal.* 289. No. 3126.

*Brassy-black*, shining; somewhat *ruggedly-punctured*: head triangular, wider than the thorax, with a short longitudinal ridge behind, and obscurely depressed on each side: *thorax* indented a little before the middle, the disc unequal, with a very faint dorsal channel behind, terminating in a fovea, and two other foveæ a little in advance on the disc: elytra finely punctured, and obscurely pitted: abdomen short, rather broad, very finely punctured: *legs pale ochreous*: *antennæ rusty-ochreous*: *palpi pale*.

Taken in Battersea-fields, and in other places within the metropolitan district.

Sp. 58. *Ossium*. *Ater, thorace elytrisque sublacunosis, antennis medio pedibusque testaceis, his genibus nigris*. (Long. corp.  $1\frac{1}{2}$  lin.)

Ste. *Ossium*. *Kirby MSS.*—*Steph. Catal.* 289. No. 3127.

*Black*, slightly pilose, finely punctured: head triangular, rather wider than the thorax, faintly depressed between the eyes, with a slightly longitudinal ridge: *thorax* elongate, rather widened towards the base or the sides; the surface pitted, and rather broadly channelled on the back: *elytra* somewhat elongate, pitted, and finely punctured: abdomen elongate-conic, the base of the segments punctured, the apex smooth: *legs testaceous*, with the *joints black*: *antennæ pale rufous* in the middle, the *base and apex black*.

Differs from *St. gonymelas* in being destitute of a brassy tinge, the sculpture of the thorax, &c.; longer elytra, paler legs, &c.

Taken in the vicinity of London; also in Norfolk and in Devonshire. "Found beneath some old horse bones in Nov. 1808."

*Kirby MSS.*

Sp. 29. *tenuicornis*. *Ater, obscuriusculus, antennis gracilibus basi atris, apice pedibusque pallidis, his geniculis fuscis.* (Long. corp.  $1\frac{1}{2}$  lin.)

Ste. *tenuicornis*. *Steph. Catal.* 289. No. 3128.

*Black, rather obscure, very finely but thickly punctured: head triangular, with a depression on each side, and an abbreviated dorsal ridge between on the hinder margin: thorax with a very faint dorsal channel, and a little attenuated behind, the disc punctured, but not pitted: elytra more coarsely punctured and pitted: abdomen short, cylindric, with the sides slightly margined, the base of the segments punctured: legs pale, with the exterior apex of the femora and of the tibiæ dusky: antennæ long and slender, with the two basal joints black, the rest pale.*

Found in Battersea-fields, and in the vicinity of Bristol, and in Devonshire.

Sp. 30. *geniculatus*. *Niger, crebrè punctatus, thorace elytrisque impressis, femoribus basi tibiisque medio fulvis.* (Long. corp. 2 lin.)

Ste. *geniculatus*.\* *Steph. Catal.* 289. No. 3129.

Rather broad, black, slightly glossy, thickly and somewhat coarsely punctured: head triangular, wider than the thorax, deeply impressed on each side, with a very faint dorsal line: thorax with a channel on the back and an impression on each side towards the base, which last is attenuated: elytra impressed and finely punctured: abdomen sub-cylindric, deeply margined, with the base of the segments punctured: femora at the base and middle of the tibiæ fulvous, the rest of the legs black: antennæ ferruginous, with the base black: palpi pale.

Found, but not commonly, within the metropolitan district; also in Devonshire.

Sp. 31. *gonymelas*. *Æneo-niger, punctatus, thorace elytrisque obsolete impressis, pedibus rufescentibus femoribus apice nigris.* (Long. corp. 2 lin.)

Ste. *gonymelas*. *Kirby MSS.—Steph. Catal.* 290. No. 3130.

*Brassy-black, nearly glabrous, punctured: head rather wide, triangular, roughly punctured, somewhat depressed between the eyes, with a very obsolete ridge: thorax longer than the head, narrowed behind, roughly punctured, slightly pitted: elytra longer and wider than the thorax, roughly*

punctured, and faintly pitted: abdomen subulate-conic, slightly margined, very finely punctured, the basal segments not transversely ridged: *legs reddish*, with the apical half of the femora black: antennæ short; palpi reddish, with the club black.

Inhabits the metropolitan district; also the neighbourhood of Bristol; Norfolk, Suffolk, Devonshire, &c. "Crwmllyn Bog."—*L. W. Dillwyn, Esq.* "Cramond."—*Rev. W. Little.*

Sp. 32. *Aceris*. *Æneo-niger, punctulatus, palpis, antennis pedibusque flavis.* (Long. corp. 2 lin.)

Ste. *Aceris*. *Kirby MSS.*—*Steph. Catal.* 290. No. 3131.

*Brassy-black*, and slender, *punctulated* and nearly glabrous: head triangular, wider than the thorax, with a faint dorsal ridge and slightly depressed between the eyes: thorax longer than the head, rather narrowed behind, punctured and obscurely pitted: elytra longer and wider than the thorax, punctured and faintly pitted: abdomen subulate-conic, slightly margined, delicately punctured: *legs tawny-yellow*, with the apex of the posterior in some instances dusky: antennæ longer than the thorax, yellowish, with the club dusky: palpi yellow.

Common in the neighbourhood of London, and not uncommon also in Devonshire. "Taken in the flowers of the *Acer Campestris*, frequently;"—"also in Scotland by Mr. Hooker."—*Kirby MSS.*

Sp. 33. *Juncorum*. *Niger, nitidus, punctatus, antennarum medio palpis pedibusque pallidis, genubus posticis nigris.* (Long. corp. 2 lin.)

Ste. *Juncorum*. *Leach MSS.*—*Steph. Catal.* 290. No. 3132.

*Shining black*, with a brassy tinge, punctured: head triangular, with a deep impression on each side, and a faint dorsal ridge behind: thorax short, slightly attenuated behind, and faintly pitted: elytra also faintly pitted: abdomen short, conic, slightly margined: *legs pale*, the posterior femora with the apex broadly black, and the base of the hinder tibia also black: antennæ and palpi pale, the base and club of the former black.

Found in Battersea-fields; also not uncommonly in Devonshire, near Bristol, &c. "Crwmllyn Bog, on rushes."—*L. W. Dillwyn, Esq.*

Sp. 34. *nitidiusculus*. *Ater, punctulatissimus, nitidus, antennis palpis pedibusque testaceis, genubus nigricantibus.* (Long. corp. 2½ lin.)

Ste. *nitidiusculus*. *Kirby MSS.*—*Steph. Catal.* 290. No. 3133.

*Black, shining*, thickly punctulated, sparingly clothed with extremely short, distant silvery pile: head triangular, wider than the thorax, very delicately



and obscurely punctured, depressed on each side between the eyes with the disc longitudinally elevated: thorax longer than the head, widest in front, also very delicately punctured, with two smooth impressions behind: elytra scarcely longer, but wider than the thorax, finely punctulated, and pitted towards the base: abdomen subulate-conic, slightly margined, the segments slightly dilated at the base and very faintly, and finely punctured: *legs ferruginous*, with the *apex of the femora and base of the tibiæ dusky-black: antennæ and palpi testaceous*, with the tips black.

Common in Suffolk and within the metropolitan district.

Sp. 35. *punctatissimus*. *Ater, punctatissimus, thorace obsoletissimè unisulcato, pedibus pallidis geniculis tarsisque infuscatis, antennis fuscis basi atris*. (Long. corp.  $2\frac{1}{4}$  lin.)

Ste. *punctatissimus*. *Steph. Catal.* 290. No. 3134.

*Black*, shining and very thickly but finely punctured: head deeply impressed on each side, with the crown elevated; *thorax* wide, scarcely narrower than the head, the back *with a very faint channel*: elytra finely punctured: abdomen broad, deeply margined, the surface thickly punctured: *legs pale with the extreme apex of the femora rather dusky and the base of the tibiæ and the tarsi black: antennæ fuscous*, with the two basal joints black: palpi pale.

Found in Suffolk and Norfolk, also near Bristol and other parts of the West. “Spitchwick.”—*Dr. Leach*.

Sp. 36. *nigricornis*. *Ater, punctulatus, obscuriusculus, thorace obsoletè unisulcato, pedibus lividis geniculis tarsisque nigricantibus*. (Long. corp.  $2\frac{1}{2}$  lin.)

Ste. *nigricornis*. *Kirby MSS.—Steph. Catal.* 290. No. 3135.

*Black*, somewhat glabrous, and *obscure*: head wider than the thorax, roughly punctured, triangular, the disc longitudinally elevated and the sides depressed: *thorax* longer than the head, attenuated at both ends, especially behind, roughly punctured, *with an abbreviated impressed line*, on each side of the disc behind: elytra longer and wider than the thorax, equal, roughly punctured: abdomen subulate-conic, slightly margined, punctured, the base of the anterior segments with a longitudinal slightly elevated line, the apical segments entirely smooth; *legs livid testaceous*, with the *joints and tarsi blackish*: antennæ shorter than the thorax, black: palpi livid testaceous.

Abundant everywhere within the metropolitan district, and I believe not uncommon in other parts of the country. “Bantham, Devon.”—*Dr. Leach*.

Sp. 37. *Boops*. *Niger, subcinerascens, punctulatus, pedibus nigro-fuscis, femoribus basi testaceis, palpis fuscis, basi testaceis, thorace canaliculato*. (Long. corp.  $2\frac{1}{4}$  lin.)

Ste. Boops. *Gravenhorst.*—*Steph. Catal.* 290. No. 3136.

*Black, shining with a slight silvery pile, thickly punctured: head with a deep impression on each side and a distinct dorsal ridge behind: thorax rather long, widest towards the middle and narrowed at the base, the back with a distinct channel: elytra as long as the thorax, slightly pitted; abdomen rather attenuated behind, the surface punctured: legs dusky-black, with the base of the femora testaceous: palpi dusky with the base testaceous: antennæ short, fuscous, with the basal joint obscure.*

Also common in the vicinity of London and in Norfolk and near Bristol. “Oakhampton, Somersetshire.”—*Dr. Leach.* “Cwmlyn-burrows, not common.”—*L. W. Dillwyn, Esq.*

Sp. 38. *clavicornis.* *Niger, nitidus, punctulatus, thorace elliptico obsolete unicanaliculato, pedibus fulvis geniculis tarsisque nigris, antennis fuscis articulo primo atro.* (Long. corp.  $2\frac{1}{4}$  lin.)

Sta. *clavicornis.* *Fabricius?*—*Ste. clavicornis.*—*Steph. Catal.* 290. No. 3137.

*Black, shining, finely and thickly punctured: head wide, with a deep impression on each side, and a short longitudinal ridge behind: thorax elongate, somewhat elliptic, with a faint longitudinal channel: elytra long, rather evenly punctured, and depressed at the base of the suture; the shoulders prominent: abdomen distinctly margined, acute at the apex, the tips of the segments rather smooth: legs fulvous, with the tips of the femora broadly black; tarsi also black: antennæ fuscous, with the basal joint black: palpi fulvous.*

Apparently not uncommon in Norfolk and near Bristol.

Sp. 39. *atricornis.* *Niger, nitidus, punctulatus, thorace inæquali posticè foveolato, antennis atris, pedibus fulvis geniculis tarsisque nigricantibus.* (Long. corp.  $2\frac{1}{2}$ —3 lin.)

Ste. *atricornis.* *Steph. Catal.* 290. No. 3138.

*Black, shining, thickly punctured: head wider, distinctly impressed on each side, and with a central dorsal ridge: thorax short, unequal, the disc with an impression behind: elytra rather finely punctured throughout, with the surface even: abdomen distinctly margined, and very finely punctured: legs fulvous, with the apex of the femora and base of the tibiæ dusky; tarsi also dusky: antennæ deep black: palpi black.*

Found near London and in Suffolk, Norfolk, and Devonshire.

Sp. 40. *canaliculatus.* *Ater, obscuriusculus, antennis ferrugineis, pedibus livido-testaceis, genubus nigris, segmentis basi lineolâ elevatâ.* (Long. corp.  $2\frac{1}{4}$  lin.)

Ste. *canaliculatus.* *Kirby MSS.*—*Steph. Catal.* 290. No. 3139.

*Black, roughly punctured and obscure: head triangular, wider than the thorax, slightly elevated in the middle, mouth clothed with silvery pile: thorax*

longer than the head, rather widest in front, the back slightly pitted, with an obscure central channel: elytra slightly pitted: abdomen cylindrical, linear, slightly punctulated, the base of the segments with an abbreviated longitudinal somewhat elevated ridge: legs livid-testaceous, with the tips of the femora black, and the tibiæ and tarsi without dusky: antennæ dull ferruginous, with the basal joint black: palpi pale.

Female with an excavation beneath the penultimate joint of the abdomen.

Common within the metropolitan district and in other parts, as Suffolk, Norfolk, Devonshire. "Cline Wood."—*L. W. Dillwyn, Esq.*

Sp. 41. *submarginatus*. *Ater, nitidiusculus, abdomine tereti submarginato, antennis testaceis basi apiceque nigris.* (Long. corp.  $1\frac{1}{2}$  lin.)

Ste. *submarginatus*. *Kirby MSS.—Steph. Catal. 290. No. 3140.*

*Black*, rather shining, punctured: head wider than the thorax, with a shallow impression on each side and a distinct shining longitudinal ridge: thorax very finely punctured, with an obscure dorsal channel: elytra also finely punctured, the disc obscurely pitted: abdomen finely margined, rounded, a little attenuated at the apex: legs dirty fuscous, with the base of the femora fulvescent: antennæ testaceous, with the base and apex black: palpi black.

Also common within the neighbourhood of London; found also near Bristol and in the New Forest. "Crwmllyn-burrows."—*L. W. Dillwyn, Esq.*

Sp. 42. *sulcicollis*. *Ater, thorace canaliculato elytrisque sublucosis, elytris thorace longioribus, pedibus rufo-piceis.* (Long. corp.  $1\frac{1}{2}$  lin.)

Ste. *sulcicollis*. *Kirby MSS.—Steph. Catal. 290. No. 3141.*

*Black*, with a brassy tinge, shining, punctured: head very broad, wider than the thorax, with a deep channel on each side between the eyes, and an acute intermediate ridge: thorax broad, short, dilated anteriorly and attenuated behind, obscurely pitted towards the base and with a distinct dorsal channel, which is abbreviated in front: elytra much longer than the thorax, also obscurely pitted, finely punctured: abdomen broad, very deeply margined and delicately punctured: legs pitchy-red, with the tarsi pale: antennæ dusky.

Found in Suffolk and near London, but rarely; taken also in Devonshire.

Sp. 43. *bifoveolatus*. *Brevior, ater, subnitidus, parum pubescens, antennis medio testaceis, femoribus rufo-piceis, thorace oblongo, bifoveolato.* (Long. corp.  $1\frac{1}{2}$  lin.)

*Ste. bifoveolatus.* *Gyllenhal. Ins. Suec.* iv. 500.—*Ste. longicollis.* *Steph. Catal.* 290. No. 3142.

*Short*, deep black, slightly shining, rather deeply punctured: head wider than the thorax, with two impressions on the forehead between the eyes, the intermediate space elevated: *thorax oblong*, with the sides somewhat equally rounded, *convex* above, with an oblique curved impression on each side towards the base: *elytra* moderately convex, *thickly* and prettily *punctate*, and with a few scattered hairs: abdomen short, cylindric, finely punctured: legs moderate; femora pitchy-red, or dull testaceous, with the apex black; tibiæ pitchy-brown, or testaceous: *antennæ pale testaceous*, with the *first and three last joints black*.

Apparently not common: taken within the metropolitan district, and also in Devonshire and near Bristol.

2. With the legs black or fuscous.

Sp. 44. *lineatulus.* *Ater, punctulatus, palpis basi rufis, abdomine segmentis basi hiecolâ elevatâ abbreviatâ longitudinali, tarsis elongatis, tenuibus.* (Long. corp.  $2\frac{3}{4}$  lin.)

*Ste. lineatulus.* *Kirby MSS.*—*Steph. Catal.* 290. No. 3143.

*Black*, somewhat glabrous: head wider than the thorax, triangular, roughly punctured, bisulcate between the eyes: *thorax* somewhat *elongate*, and slightly attenuated, roughly punctured, faintly pitted, with a very obscure dorsal channel in the centre behind: *elytra* roughly punctured with the base somewhat pitted: *legs black*, with the *tarsi* rather *elongate* and *slender*: abdomen subulate-conic, slightly margined, with the base of the segments depressed, and marked with a faint longitudinal ridge: *palpi reddish*, with the *apex black*.

Found near London and in Norfolk, and Suffolk, not common.

Sp. 45. *bupthalmus.* *Niger, confertissimè punctatus, argenteo-pilosus, thorace oblongo, obsoletè canaliculato, antennis brevibus.* (Long. corp.  $2-2\frac{1}{4}$  lin.)

*Ste. bupthalmus.* *Gravenhorst.*—*Steph. Catal.* 290. No. 3144.

*Black, thickly punctured*, clothed with a *silvery pile*: head very broad, the forehead depressed between the eyes with two obsolete channels: *thorax oblong*, rounded in front, narrowed and truncate behind, above moderately convex, the back with an *obscure channel*: *elytra convex*: abdomen more glossy than the rest of the body, slightly margined, finely punctured, the anterior segments transversely impressed at the base; the penultimate segment beneath, in the male slightly notched: legs slender, tarsi fuscous: *antennæ short*, black: *palpi pitchy*, pale at the base: *eyes large*, ovate, *brown*.

More abundant than the last; found in Battersca-fields and in

other places within the metropolitan district, also near Bristol, and in Devonshire.

Sp. 46. pubescens. *Ater, pubescens, levitèr punctulatissimus, antennis basi testaceis, elytris inæqualibus thorace longioribus, abdomine læviusculo.* (Long. corp. 3 lin.)

Ste. pubescens. *Kirby MSS.—Steph. Catal. 290. No. 3145.*

Very black, clothed with very fine short pubescence, not scabrous, but thickly covered with minute punctures: head somewhat triangular, rather wider than the thorax, unequal: thorax somewhat cylindrical, but narrowed behind, the disc faintly pitted: *elytra longer than the thorax, the surface pitted*: abdomen smooth, slightly margined, most obscurely punctured, beneath clothed with a whitish pile: posterior tibiæ slightly flexuous: *antennæ shorter than the thorax, pale testaceous, with the club black: palpi black*: eyes moderately prominent.

Taken near London and in Norfolk and Suffolk: also found near Bristol and in Devonshire. "Taken by Mr. Spence, near Bayford, Lincs."—*Kirby MSS.*

Sp. 47. lævior. *Ater, cinereo pubescens, levitèr punctulatissimus, antennis basi piceis.* (Long. corp.  $2\frac{1}{2}$  lin.)

Ste. lævior. *Kirby MSS.—Steph. Catal. 290. No. 3146.*

Black, clothed with a fine ashy pubescence, and very delicately punctured: head scarcely wider than the thorax, slightly channelled on each side between the eyes, with an acute narrow intermediate ridge: thorax elongate, with the sides regularly and equally rounded, the disc slightly convex, with two very obscure foveæ towards the base, the back not channelled, *elytra very smooth, obscurely elevated towards the shoulders, with a depression on the suture*: abdomen elongate, attenuated towards the apex: legs slender black, *antennæ pitchy at the base.*

Found not only within the metropolitan district, but also in Suffolk and Norfolk.

Sp. 48. lævis. *Ater, obscurus, parùm pubescens, levitèr punctulatissimus, antennis medio piceis, basi apiceque nigris, palpis nigris, basi piceis.* (Long. corp. 2 lin.)

Sta. lævis. *Marsham.—Ste. lævis. Steph. Catal. 290. No. 3147.—Ste. opticus. Gravenhorst Mo. 231?*

Black, obscure, very slightly punctulated, and a little pubescent: head much wider than the thorax, the space between the eyes nearly flat and very obsoletely impressed on each side, with a very slight ridge between: thorax with the sides nearly equally rounded, thickly and moderately punctured,

and slightly rugged on the sides: elytra rather thickly but minutely punctured: abdomen cylindrical slightly margined; legs black; tarsi fuscous; antennæ pitchy with the two basal and three apical joints black, palpi black, pitchy at the base.

My specimen I obtained from the Marshamian Cabinet.

Sp. 49. pallitarsis. *Ater, argenteo-pubescens, levitèr punctulatissimus, antennis ferrugineis, clavâ nigrâ, palpis tarsisque rufescentibus.* (Long. corp. 2 lin.)

Ste. pallitarsis. *Kirby MSS.—Steph. Catal. 290. No. 3148.*

*Black, finely punctured, clothed with a very short silvery pile: head much wider than the thorax, slightly channelled on each side between the eyes, with an ovate intermediate impunctate ridge: thorax short, ovate, slightly attenuated behind, the disc convex equal, not pitted nor channelled: elytra obscurely pitted at the base, and very finely punctured: abdomen short, attenuated at the apex, the base of the segments punctured, the apex smooth: legs dusky, with reddish tarsi: antennæ ferruginous, with a black club: palpi reddish.*

Found at Darenth and other parts within the metropolitan district; also in Norfolk, Suffolk, and Devonshire.

Sp. 50. pilosulus. *Ater, argenteo subpubescens, antennis palpisque basi rufis, abdomine marginato.* (Long. corp. 2 lin.)

Ste. pilosulus. *Kirby MSS.—Steph. Catal. 290. No. 3149.*

*Black, punctured, clothed with a fine pile of a silvery gloss: head rather wider than the thorax, with a slight ridge in the middle of the forehead: thorax somewhat cylindrical, longer than the head, rather widest in front, with an obscure transverse curved impression behind: elytra rather depressed towards the suture: abdomen conspicuously punctured and margined: antennæ shorter than the thorax, testaceous, with the basal joint and club dusky: palpi black, with the basal joint palish.*

Taken in Norfolk and Suffolk, and, I believe, also in the New Forest.

Sp. 51. affinis. *Ater, obscuriusculus, thorace obcordato, subcanaliculato, abdomine marginato, elytris thorace longioribus.* (Long. corp.  $1\frac{3}{4}$ —2 lin.)

Ste. affinis. *Kirby MSS.—Steph. Catal. 290. No. 3150.*

*Black, somewhat glabrous and obscure, thickly punctulated: head wider than the thorax, subtriangular, rather obscure, with a longitudinal slightly elevated ridge: thorax also obscure, attenuated behind, longer than the head, with an obscure dorsal groove, the surface equal: elytra longer than the thorax, obscurely punctured, towards the suture, especially at the base,*

depressed, the surface equal: abdomen subulate-conic, finely punctured, the sides margined, the segments depressed at the base, each marked with an obscure longitudinal ridge: antennæ and palpi black: eyes moderately prominent.

Not common; found near London and in Devonshire.—“Taken in an inundation of the Gipping in March.”—*Kirby MSS.*

Sp. 52. *angustatus*. *Ater, obscurus, thorace obcordato subcanaliculato, elytris thoracis longitudine.* (Long. corp.  $1\frac{1}{2}$ —2 lin.)

Ste. *angustatus*. *Kirby MSS.*—*Steph. Catal.* 290. No. 3151.

*Black, slender, rather obscure, finely punctured: head wider than the thorax, with a shallow channel on each side between the eyes: thorax slender, obcordate, faintly channelled down the middle with a very obsolete fovea on each side at the base: elytra much longer than the thorax, very delicately punctured, and rather flattened: abdomen considerably attenuated at the apex, finely punctured: legs dusky: antennæ ferruginous with the club dusky: palpi testaceous.*

Similar to Ste. *affinis*, but the elytra with respect to the thorax, longer.

Taken within the metropolitan district, and also in Suffolk.

Sp. 53. *melanopus*. *Ater, nitidiusculus, immaculatus, thorace brevi, unisulcato.* (Long. corp.  $1\frac{1}{2}$  lin.)

Sta. *melanopus*. *Marsham.*—Ste. *melanopus.*—*Steph. Catal.* 290. No. 3152.

*Black, rather shining, and glabrous: head wider than the thorax, triangular, roughly punctured, depressed between the eyes, with an elevated longitudinal ridge: thorax short, rather narrowed behind, roughly punctured, with a slightly impressed abbreviated dorsal line; elytra longer and wider than the thorax, also roughly punctured, rather depressed near the suture, with the shoulders gibbous: abdomen subulate-conic, slightly margined, punctulate: antennæ and palpi black, immaculate.*

Also found, not uncommonly, within the metropolitan district and in Norfolk. “Not uncommon, among moss on Crwmlyn and Sketty-burrows.”—*L. W. Dillwyn, Esq.*

Sp. 54. *melanarius*. *Ater, immaculatus, thorace cylindrico, abdomine marginato, leviusculo.* (Long. corp.  $1\frac{1}{2}$  lin.)

Ste. *melanarius*. *Kirby MSS.*—Ste. *melanarius.*—*Steph. Catal.* 290. No. 3153.

*Black, roughly punctured, somewhat obscure: head wider than the thorax, triangular, with the middle of the face slightly elevated: thorax nearly cylindrical, scarcely widened in front, and neither grooved nor pitted: elytra hardly longer, but much wider, than the thorax, depressed towards the suture: abdomen smooth, with the base of the segments depressed.*

Like *Ste. affinis*, but narrower, with the thorax cylindric and not chamelled.

Inhabits Suffolk and the New Forest, and, I believe, the vicinity of Bristol.

Sp. 55. *carbonarius*. *Totus ater, parùm pubescens, confertissimè punctatus, thorace oblongo, subdepresso, obsolete foveolato, abdomine latius marginato.* (Long. corp.  $2\frac{1}{4}$  lin.)

*Ste. carbonarius*. *Gyllenhal. Ins. Suec. iv. p. 505.*—*Ste. nitidulus*. *Leach MSS.*—*Steph. Catal. 290. No. 3154.*

*Entirely black*, slightly pubescent, and very *thickly punctate*: head wider than the thorax, opaque, with two broad channels between the eyes, the ridge between ovate and elevated: eyes large, brown: *thorax oblong*, with the base and apex truncate, slightly convex, *with two more or less obscure impressions* on each side, one towards the middle, the other near the base: clytra also slightly depressed, opaque, with a short ashy pile: abdomen glossy, finely punctured and distinctly margined; the anal segment in the male beneath triangularly notched, and the two preceding ones impressed: legs long, with brown tarsi: antennæ short, black: palpi black, pitchy at the base.

Taken in Battersea-fields and in Devonshire; apparently not very common.

Sp. 56. *nitidus*. *Ater, nitidus, glaberrimus, thorace subgloboso, antennis palpisque basi testaceis, abdomine submarginato læviusculo.* (Long. corp.  $1\frac{3}{4}$  lin.)

*Ste. nitidus*. *Kirby MSS.*—*Steph. Catal. 290. No. 3155.*

*Deep shining black*, very *glabrous*, punctured: head wider than the thorax, longitudinally elevated in the middle, the mouth clothed with shining silvery hairs: *thorax subglobose*, the surface equal, with a minute impression on each side: elytra scarcely longer but wider than the thorax, with the suture depressed: abdomen slightly margined, nearly smooth, with the segments transversely depressed in the middle: legs dusky: *antennæ testaceous*, with the *basal joint and club black*: *palpi testaceous* with the *terminal joint dusky*.

Inhabits Battersea-fields; found also in Suffolk and in Devonshire.

Sp. 57. *nitens*. *Ater, nitens, antennis piccis, thorace elytrisque excavato-punctatis.* (Long. corp.  $1\frac{3}{8}$  lin.)

*Ste. nitens*. *Kirby MSS.*—*Steph. Catal. 290. No. 3156.*

*Deep shining black*, cylindric, with a very short whitish pile: head suborbiculate, wider than the thorax, coarsely punctate, with a faint obtusely elevated longitudinal ridge between the eyes: *thorax* rather widest a little before the middle, the base distinctly narrowed, the disc coarsely punctured: *clytra* as



long as the thorax, and wider, also *coarsely punctured*: abdomen cylindrical, finely punctured, slightly margined, with the base of the segments depressed, the apical joint with two short setæ: *antennæ pitchy*, with *the two basal joints black*; palpi pale with the apical joints black.

Found in the vicinity of London and in Suffolk.

Sp. 58. *pusillus*. *Ater, punctulatus, immaculatus, thorace subgloboso, utrinque impresso*. (Long. corp. 1 lin.)

Ste. *pusillus*. Kirby MSS.—*Steph. Catal.* 291. No. 3157.

*Black*, nearly glabrous; head triangular, wider than the thorax, *roughly punctured*, depressed between the eyes, the disc longitudinally elevated: *thorax* scarcely longer than the head, *subglobose*, slightly pitted and rather roughly punctured, with an *impressed fovea on each side behind*: abdomen subconic, very delicately punctured, slightly margined, with the segments depressed at the base: antennæ and palpi black.

Abundant in some places within the metropolitan district, especially in Battersea-fields and near Ripley: found also in Suffolk and in Devonshire.

Sp. 59. *nanus*. *Ater, punctulatus, immaculatus, thorace elongato, haud foveolato, antennarum basi palpisque piceis*. (Long. corp. 1 lin.)

Ste. *nanus*. *Steph. Catal.* 291. No. 3158.

*Black*, punctured, slightly pubescent: head scarcely wider than the thorax, finely punctured, depressed between the eyes, the disc longitudinally elevated: *thorax elongate*, punctured, the disc convex, *not foveolated*: elytra considerably longer than the thorax, slightly pitted and finely punctured: abdomen short, robust, punctured: legs dusky: *antennæ and palpi pitchy at the base*.

Less common than the foregoing within the metropolitan district; found also in the west of England. "Woodland, Devon."—*Dr. Leach*.

b. With the elytra spotted.

Sp. 60. *bimaculatus*. *Punctulatus, ater; elytris puncto fulvo, pedibus fulvescentibus, geniculis tarsisque nigris, thorace unisulcato*. (Long. corp. 3 lin.)

Ste. *bimaculatus*. Gyllenhal.—*Steph. Catal.* 291. No. 3159.

*Black*, obscure, above glabrous, beneath slightly pubescent: head triangular, roughened above with minute thickly placed punctures, depressed on each side with a longitudinal foveola, and the disc slightly elevated: thorax rounded, attenuated behind, with a central dorsal channel, and on each side obscurely impressed, the disc roughly punctured: *elytra* also roughly and

very thickly punctured, depressed towards the suture with the shoulders gibbous, the disc of each *with a round fulvous dot*: abdomen subulate-conic, slightly margined and finely punctured: *legs fulvous, with the joints and tarsi black*: antennæ black: palpi luteous, with the apex black.

Common on the banks of rivers, and in damp places: “Marton, Yorks.”—*Rev. G. T. Rudd*. “Under moss and sometimes on the sand hills (near Swansea.)”—*L. W. Dillwyn, Esq.*

Sp. 61. biguttatus. *Ater, punctulatissimus, thorace posticè canaliculato, elytris puncto flavo.* (Long. corp. 2 lin.)

Ste. biguttatus. *Gravenhorst.—Samouelle, 174. pl. 4. f. 13.—Steph. Catal. 291. No. 3160.*

*Black*, very finely punctulated, slightly glossy, beneath with a delicate silvery pubescence: head triangular, wider than the thorax, depressed between the eyes, with a slightly elevated longitudinal ridge behind: thorax rather widest in front, with a short impressed longitudinal line on the disc behind: *elytra* marked *with a round yellow spot* behind the middle: abdomen subulate conic, margined, finely punctured, the sides with a silvery pile: *legs slender, black*: antennæ pitchy: palpi dirty ochreous, with the tip black: mouth clothed with a silvery pile.

Not common—found about London: at Ripley, near Hertford; and in Suffolk, and Norfolk.

Sp. 62. Kirbii. *Punctulatus ater, elytris puncto ochraceo, femoribus tarsisque basi tibiisque medio luteis, palpis pallidis.* (Long. corp.  $1\frac{1}{4}$ — $1\frac{3}{4}$  lin.)

Ste. Kirbii. *Leach MSS.—Curtis, iv. pl. 164.—Steph. Catal. 291. No. 3163.*

*Black*, punctured, slightly shining; clothed with a short delicate golden pubescence: head large, depressed on each side, with a distinct longitudinal ridge: thorax considerably attenuated behind, the disc uneven: *elytra* rather coarsely punctured, *with a round ochraceous spot* on each behind the middle: abdomen subulate-conic, finely punctured, and slightly margined: *legs ochraceous, with the tips of the femora, base and apex of the tibiae and apex of the tarsi dusky-black*: antennæ black; palpi pale with the apex dusky.

On the banks of the Croydon Canal and in Devonshire. “Marton, Yorks.”—*Rev. G. T. Rudd*.

Sp. 63. bipunctatus. *Punctulatus, ater, elytris puncto fulvo, femoribus basi tibiisque luteis, coleoptris posticè impressis.* (Long. corp.  $1\frac{3}{4}$  lin.)

Ste. bipunctatus. *Kirby MSS.—Steph. Catal. 291. No. 3161.*

*Black*, rather glabrous, obscure: head wider than the thorax, triangular, roughly punctured above, somewhat depressed between the eyes: thorax

rounded, longer than the head, rather attenuated behind, roughly punctured, with an obsolete impression: *elytra* impressed behind near the suture, roughly and thickly punctured with a *fulvous dot* in the middle: abdomen subulate-conic, slightly margined, finely punctured: *legs black*, with the *base of the femora*, and the *tibiæ luteous*: antennæ and palpi black.

Found within the metropolitan district; at Coombe Wood, &c.;—also taken in Devonshire, and in Norfolk, Suffolk and near Carlisle.

Sp. 64. *bipustulatus*. *Punctulatus, ater, elytris puncto ferrugineo*. (Long. corp.  $2\frac{1}{4}$  lin.)

Sta. *bipustulatus*. *Linné*.—Sta. *bipustulatus*.—*Steph. Catal.* 291. No. 3162.

*Black*, glabrous, rather obscure; head wider than the thorax, punctured above, triangular, longitudinally depressed in the middle: thorax rounded, a little attenuated behind, roughly punctured, with an impression on the disc behind: *elytra* roughly and very thickly punctured, depressed near the suture, with the shoulders elevated, the disc of each with a round *ferruginous dot* in the middle: abdomen subulate-conic, slightly margined, with the base of the segments depressed and punctured: *legs immaculate black*: antennæ and palpi also black.

Not very common: found at Hertford and Hampstead and other places within the metropolitan district. “Among moss (near Swansea.)”—*L. W. Dillwyn, Esq.* “Lancashire.”—*Mr. Hutchinson*.

Sp. 65. *binotatus*. *Ater, punctulatus, thorace posticè attenuato, elytris inæqualibus piceis, puncto fulvo*. (Long. corp.  $2\frac{1}{2}$  lin.)

Ste. *binotatus*. *Kirby MSS.*—*Steph. Catal.* 291. No. 3164.

*Black*, slightly punctulated: head triangular: thorax attenuated behind: *elytra* unequal, longer than the thorax, *pitchy*, with a rounded *fulvous spot* on the disc of each a little behind the middle: abdomen acute, with a short seta on each side of the apical segment: *legs antennæ and palpi black*.

Taken near London, and in Norfolk?

#### C. Abdomen margined, its apex with a pilose process on each side.

Sp. 66. *Juno*. *Niger, profundè punctatus, palpis basi testaceis, thorace elytrisque foveolatis, fronte bicanaliculatâ: mas: segmento ventrali penultimo profundè emarginato, laciniis acutis, antepenultimo etiam, emarginato, profundè impresso, bicarinato*. (Long. corp. 2— $2\frac{1}{2}$  lin)

Ste. *Juno*. *Gyllenhall.*—*Steph. Catal.* 291. No. 3165.

*Black*, deeply punctured; head much wider than the thorax with a scanty short silvery-white pile, especially on the mouth, forehead bicanaliculated,

the interstee broad and elevated, narrowed in front: thorax with the base and apex truncate, rather widest a little before the middle, the base slightly attenuated, disc uneven, opaque, obscurely channelled, the base of the latter dilated into a triangular fovea, adjoining to which on each side, towards the middle, is another transverse one: elytra unequal, also foveolated: *abdomen* cylindric, finely punctured, with some whitish hairs towards the sides; apex obtuse, armed with four small teeth, smallest in the female: *penultimate segment* beneath in the male bifid, with sharp *pilose laciniae*; the antepenultimate notched, with an impression in front, the sides terminated in an elevated ridge—in the female all the ventral segments entire: legs black, femora rather thickened in the male, posterior a little bent: palpi testaceous, tipped with black: antennæ ferruginous, with the two basal joints black, the three apical ones dusky.

Found near London and in Devonshire; also near Bristol. "Swansea."—*L. W. Dillwyn, Esq.*

#### GENUS DXXVII.—DIANOÏS *Leach.*

*Antennæ* slightly pilose; basal joint stout, ovate, second much smaller, ovate also, third as long as the two following, linear, five following decreasing in length and increasing in thickness, the remainder forming a club, the terminal joint being conic. *Palpi* unequal, maxillary very long, the third joint equalling in length the other two: *labrum* subovate: *mandibles* with a single tooth towards the apex: *labium* short, bilobed: *head* large subtriangular: *eyes* moderate, prominent: *thorax* emarginate, elongate, cylindric, ovate: *body* oblong, punctate: *abdomen* margined, wider than the head and thorax, terminated at the apex with two naked setæ; distinct and incurved in the males: *legs* slender: *tibiæ* simple; *tarsi* pentamerous, the penultimate joint slightly bilobed.

Dianoïis may be known from *Stenus* not only by the naked anal processes, and abbreviated labium, but by having the inner edge of the mandibles simply denticulated and not serrated; the eyes are smaller, the abdomen broader, legs stouter, and the colour different:—in habit, however, they resemble the *Steni*, as they frequent the grassy banks of rivulets.

#### GENUS DXXVIII.—OXYPORUS, *Fabricius.*

*Antennæ* moniliform, short, clavate, the club compressed, basal joint stout and long, three following slender, the remaining articulations transverse, perfoliate, the terminal one small, obtuse. *Palpi* unequal; maxillary filiform: labial with the terminal joint very large, securiform: *mandibles* porrect, curved,

entire, acute: *labrum* deeply notched in the middle: *head* suborbiculate, large: *eyes* lateral, prominent: *thorax* short, truncate, with the sides deflexed: *elytra* somewhat depressed, shoulders gibbous: *abdomen* short, ovate: *legs* moderate: *tibia* slightly ciliated, armed at the apex with minute spurs: *tarsi* short, five jointed.

The genus *Oxyporus*, the natural situation of which is very doubtful, may be known from the other genera of the family with which it is here associated by having the *labrum* deeply notched, and the labial palpi securiform; the antennæ are very short and clavate, the club being compressed: the mandibles are long and pointed, and like the *Pæderi* the species are generally of gay and lively colours; they inhabit fungi.

Sp. 1. rufus. *Rufus, capite pectore elytrorum apice abdominisque postico nigris.* (Long. corp. 3—5 lin.)

Sta. rufus. *Linné.*—*Oxyp. rufus.* *Samouelle* 174. *pl.* 4. *f.* 11.—*Steph. Catal.* 221. *No.* 3167.

Glabrous, shining: head large, very black, smooth: *thorax* blood red, smooth, retuse, truncate in front, rounded behind, shorter than the head, marked on each side towards the base with an impressed puncture;—these impressions sometimes wanting: *elytra* longer than the *thorax*, black, with the base outwardly red, shoulder gibbous; disc unequal, with impressed punctures: *abdomen* rufous, smooth, with the two last segments black: *breast* black: *legs* red, with the base of the femora, *coxæ*, and *trochanters* black: antennæ and palpi rufous.

Occasionally not uncommon in the gills of fungi in May and June at Coombe Wood; also found in other parts of the country, as Norfolk, Suffolk, Devonshire, near Bristol, &c. and at Ripley. “In dung heaps and under decaying fungi, common (near Swansea.)”—*L. W. Dillwyn, Esq.*

‡Sp. 2. maxillosus. *Ater, elytris lurido-ochraceis, marginè postico nigro, abdomine rufo, ano fusco, pedibus pallide rufis.* (Long. corp. 3—4 lin.)

*Oxyp. maxillosus.* *Fabricius.*—*Steph. Catal.* 291. *No.* 3168. *Curtis,* ix. *pl.* 418.

Black, shining: head and *thorax* black, pitchy beneath; the former with two red spots between the eyes, and the latter with one or two towards the centre of the hinder margin: *elytra* lurid-ochre, with the hinder margin, especially at the angles, black, with a row of punctures on each side of the suture, and a few scattered ones on the disc, as well as two deep abbreviated punctate striæ on each *elytron*: *abdomen* pale red, with the apex more or less fuscous: *legs* pale red: antennæ fuscous.

As far as I am aware four specimens of this beautiful species have hitherto been captured in England; they were taken by Dr. Leach near Cheltenham; one of which he gave to Mr. Kirby, who *never* found the insect either in Suffolk or elsewhere, as assumed by Mr. Curtis.

GENUS. DXXIX.—SIAGONIUM, *Kirby*.

*Antennæ* very long, pubescent, filiform, the basal joint longest, stout, the second slender, the remainder gradually increasing in size to the apex, oblong, the terminal one obovate. *Palpi* filiform, maxillary longest, apical joint cylindrical ovate: *labrum* bilobed: *mandibles* dissimilar in the sexes, in the males furnished with a very long tooth within, in the females simple: *head* triangular-orbiculate, as wide as the thorax, armed, in the males, with a horn on each side before the eyes; unarmed in the females: *eyes* hemispheric: *thorax* obcordate, dilated in front, finely margined: *body* linear, depressed: *elytra* long: *legs* short; *femora* simple: *tibiæ* ciliated within, and the two anterior pair denticulate without: *tarsi* five-jointed, the terminal joint as long as the other four united.

From the genera of this family, which have the anterior tibiæ more or less denticulated on their outer edge, the insects of the genus *Siagonium* may be at once known by having the tarsi five-jointed; they also differ by their depressed linear body, elongate pilose antennæ; combined with a cornuted or tuberculated head, obcordate thorax, &c.: they appear to reside beneath the bark of trees.

Sp. 1. quadricorne. *Piceum, nitidum, antennis, pedibus, elytris liturâ obliquâ anoque rufis*: mas, *capite quadricorni*. (Long. corp. 2—2½ lin.)

Si. quadricorne. *Kirby*.—*Curtis*, i. pl. 23. *Steph. Catal.* 292. No. 3169.

Depressed, pitchy, shining and glabrous; head dusky; tuberculated in the female, horned in the male, the latter porrect, stout, incurved at the apex and reddish-brown; apex of mandibles resembling a second pair of curved horns: thorax chestnut, punctulated, with a slender dorsal channel, and two very obscure foveæ at the base: elytra with four striæ, two of them punctured, the others slightly curved; disc with a rusty obliquely placed patch, the outer angle dusky, abdomen dusky, with the extreme margins of the segments and the apex reddish, the sides pilose: legs and antennæ red.

First taken by Mr. Kirby (accidentally) near Barham in Suffolk, and afterwards by Dr. Leach: for many years these were the only known specimens; about 10 years since a pair were taken by Mr. Denny in Norfolk, and thers in Kensington Gardens beneath the

bark of elms—in the latter locality the insect appears to abound. I have taken one specimen (flying) in my own garden.

GENUS DXXX.—BLEDIUS, *Leach.*

*Antennæ* geniculated, a little thickened at the apex, the basal joint very long, curved, clavate, second and third obconic, the last rather longest, the remainder short, the terminal one being ovate-obtuse. *Palpi* unequal, maxillary with the second and third joints large, ovate, subclavate, the terminal one slender, elongate-cylindric: *labrum* transverse: *mandibles* stout, armed within towards the apex with a strong tooth: *body* linear, cylindric; *head* and *thorax* armed with horns or tubercles: *eyes* small, prominent: *elytra* remote, with the angles rounded: *legs* short; *femora* simple; *tibiæ* entire, four anterior compressed, densely pectinate-denticulate without, the two posterior smooth, curved backward and densely ciliated; *tarsi* slender, retractile, distinctly quadri-articulate, the terminal joint longer than the others united, pilose.

This, as also the following genus and *Trogophlœus*, are distinguished by having the antennæ geniculated, that is, the basal joint is so long and the second so attached, as to give the appearance of the antennæ being bent, or broken as it is termed: from the genus last-mentioned, however, the denticulated outer edge of the anterior tibiæ at once distinguish *Bledius*, while this genus may be known from *Hesperophilus* by having the body generally convex, with the head more or less horned or tuberculated, and the thorax also slightly so in front:—the *Bledii* generally inhabit the sandy shores of the sea or its estuaries, and appear to be gregarious.

Sp. 1. *tricornis*. *Niger, subnitidus, profundè punctatus, pedibus rufo-piceis, elytris rufo-ferrugineis basi suturâque nigris: mas, capite utrinque cornû valido arcuato porrecto, thorace anticè in medio cornû glabro elongato armato.* (Long. corp. 2—3½ lin.

Sta. *tricornis*. *Paykull.—Entom. Trans. pl. in p. 97. Bl. tricornis.—Steph. Catal. 292. No. 3170.*

Black, slightly shining, deeply punctate: *head* depressed in front, produced on each side above the base of the antennæ into a short stout curved porrected horn, as long as the clypeus: *thorax* moderately convex, deeply and coarsely rugose-punctured, the anterior margin produced in the middle into a long slender porrected glabrous horn, with a groove above, in continuation of the usual dorsal channel: *elytra* rather deeply and thickly punctured, rusty-red, with the base and suture pitchy black: *abdomen* finely punctured, its

apex pitchy: femora pitchy: tibiæ red; tarsi slender and testaceous: antennæ pitchy-brown.

Female without the horn on the head and thorax; but with small tubercles in lieu.

The length of the horn on the head and thorax varies considerably in different specimens.

Abundant on most of the sandy shores of England and on the shores at the mouth of large rivers. "In plenty at Southend."—*Rev. G. W. Hope and Mr. G. Waterhouse.* "Yorkshire."—*Rev. G. T. Rudd.* "Near Carlisle."—*T. C. Heysham, Esq.* "Said to have been taken in the neighbourhood (of Swansea)."—*L. W. Dillwyn, Esq.*

Sp. 2. *Taurus*. [*Niger, nitidus, sparsè punctatus, pedibus castaneis, rufo-ochraceis, suturâ basi nigricanti: mas, capite utrinque cornû tenui recto, thorace anticè in medio cornû piloso armato.* (Long. corp.  $2\frac{1}{2}$ — $3\frac{1}{2}$  lin.)

*Oxytelus Taurus.* *Ahrens.*—Bl. *Skrimshirii.* *Curtis*, iii. pl. 143. *Steph. Catal.* 292. No. 3171.—Bl. *Taurus.* *Steph. Nom.* 2d edit. col. 105.

Black shining: head depressed in front, produced on each side at the base of the antennæ into a long thin vertical horn, the apex of which is chestnut: thorax convex, with large remote scattered punctures and a dorsal channel; the anterior angles slightly produced, and the centre of the anterior margin into a long obtuse horn, pilose and chestnut at the apex: elytra sparingly and rather coarsely punctured, reddish-ochre, with a triangular dusky patch at the base of the suture: abdomen black, its tip rusty: legs pale chestnut; tibiæ and tarsi brighter: antennæ chestnut: palpi rust-coloured.

Female without the horn on the anterior margin of the thorax, and the head furnished with two conical tubercles.

The horn on the head and thorax also vary considerably in different specimens, as in the last species.

Hitherto taken only on the coast of Norfolk, by my friend the Rev. T. Skrimshire, to whom I am indebted for my series of the insect.

Sp. 3. *Ruddii.*—PLATE XXVII. f. 3. *Angustus, niger, subnitidus, punctatus, antennis, pedibus elytrisq; ochreo-rufis; mas, capite utrinque cornû brevi, thorace anticè in medio cornû piloso armato.* (Long. corp.  $2$ — $2\frac{1}{2}$  lin.)

Bl. *Ruddii.* *Steph. Nomen.* 2d edit. col. 105.

Narrow, shining black, moderately punctured: head depressed in front, and produced on each side into a short acute horn: thorax convex, rather finely punctured, with a dorsal channel, and produced in the middle of the anterior margin into a long, slender, straight horn, the apex of which is pilose: elytra ochreous-red, with the suture and base dusky, rather finely and distinctly



punctured: abdomen minutely punctured: femora dusky, or pale ochreous; tibiæ ochreous-red; tarsi pale ochreous: antennæ pale rufous: mandibles the same.

Female without the thoracic horn, and the head armed with the two short tubercles only.

This rare species I have dedicated to my friend the Rev. G. T. Rudd, who captured it in "Coatham Marshes, Yorkshire."

GENUS DXXXI.—HESPEROPHILUS\* *mihî*.

*Antennæ* geniculated, slightly thickened at the apex, the basal joint long, clavate, the two following short, obconic, the remainder short, turbinate, terminal one obtuse. *Palpi* unequal; maxillary with the third joint stout, elliptic, terminal slender elongate, somewhat subulate: *labrum* transverse: *mandibles* slender, curved, acute: *body* linear, cylindric: *head* unarmed, porrect, unequal in front: *eyes* small, prominent: *thorax* scutiform, unarmed: *elytra* somewhat remote, convex, the shoulders prominent, the apex truncate: *legs* short, stout: *tibiæ* entire, four anterior compressed, denticulate-pectinate on the outer edge, the apex with short spurs: *tarsi* slender, retractile, quadriarticulate, the terminal joint longest, pilose beneath.

The simple head and thorax of the insects of this genus, exclusively of their smaller size and the minute dissimilarities in the structure of the trophi, antennæ, &c.; the less remote elytra, simpler legs, &c. distinguish them from the Bledii, with which they have hitherto been associated:—the species are sometimes found in great abundance, and fly gregariously in the evening, whence their appellation.

Sp. 1. *fracticornis*. *Niger, thorace unisulcato, profundè punctato, antennæ basi pedibusque rufis.* (Long. corp.  $2\frac{1}{2}$  lin.)

Sta. *fracticornis*. *Paykull.*—*Sten. fracticornis.* *Steph. Catal.* 292. No. 3172.

Black, smooth: head oblong, scarcely narrower than the thorax, shining, finely punctured, with a slight elevation on each side before the eyes: thorax above convex, rather deeply and coarsely punctured, with a single dorsal channel: elytra shining black, thickly and rather deeply punctured, suture at the base with the shoulders prominent: abdomen obscurely punctured, shining, with its apex red: legs rufo-testaceous: antennæ red, with the tip dusky.

---

\* 'Εσπερος vesper, φίλος amicus.

Found on the sandy coasts of Great Britain, but, apparently, not very common; I have obtained it from those of Norfolk and Devonshire. "South Creak."—*Rev. T. Skrimshire.*

Sp. 2. hæmopterus. *Niger, thorace unisulcato, obsolete punctato, antennis, elytris pedibusque rufis.* (Long. corp.  $1\frac{2}{3}$  lin.)

Oxyt. hæmopterus. *Kirby MSS.*—Ste. hæmopterus. *Steph. Catal. 292. No. 3173.*

Black, very smooth: head rather narrower than the thorax, somewhat triangular, with a little elevation on each side before the antennæ, punctulated above: thorax longer than the head, truncate in front, rounded behind, very convex, obsolete punctured, with an obscure dorsal channel: elytra rather longer than the thorax, punctulated, red: abdomen with its apex somewhat acuminate, and sometimes reddish: legs rufous: antennæ and palpi also rufous.

Found on the coasts of Suffolk, Norfolk, and Yorkshire: apparently not uncommon. Mr. Kirby mentions having taken (or rather seen) large flocks of them flying in the evening of a day in June 1809, and afterwards disappearing.

Sp. 3. divisus. *Niger, obscurus, thorace lineâ mediâ impressâ, elytris pedibusque testaceis.* (Long. corp.  $2-2\frac{1}{3}$  lin.)

Sta. divisus. *Marsham.*—Ste. divisus. *Steph. Catal. 292. No. 3174.*

Black, obscure: head somewhat triangular, rather narrower than the thorax; the latter truncate in front, rounded behind, with a distinct longitudinal channel: elytra punctured, testaceous: abdomen shining, the apex slightly acuminate: legs and palpi testaceous: antennæ black, with the base testaceous.

From the Marshamian collection; I am not aware of the locality.

Sp. 4. arenarius. *Niger, thorace canaliculato, antennis elytris tibiisque lividis.* (Long. corp.  $1\frac{1}{2}$  lin.)

Sta. arenarius. *Paykull.*—Ste. arenarius. *Steph. Catal. 292. No. 3175.*

Black, slightly shining, beneath more glossy and somewhat pubescent: head subtriangular, rather narrower than the thorax: the latter longer than the head, truncate in front, rounded behind, nearly semicircular, the disc very much but finely punctulated, and with a central dorsal channel: elytra finely and thickly punctulated, livid, with the base and near the suture dusky: abdomen more glossy than the rest of the body: legs pale-livid, with the femora and tarsi black: antennæ dusky-livid: palpi dusky: eyes rather prominent: mandibles pale.

The elytra sometimes pale, with the base and near the suture black.

Abundant in some places on the coast—"Devonshire."—*Dr. Leach*. "In profusion on the sands covered by the high tides in the vicinity of the Tees, Yorkshire."—*Rev. G. T. Rudd*.

Sp. 5. *Talpa. Niger, subpubescens, antennis piceis, thorace obsolete unisulcato posticè attenuato.* (Long. corp. 2 lin.)

Oxyt. *Talpa. Gyllenhall.*—*Ste. Talpa. Steph. Catal. 292. No. 3176.*

Black, obscure: head rather narrower than the thorax, subcordate, smooth, pubescent, somewhat glabrous behind, with a very obsolete tubercle before the eyes, these latter hemispheric and prominent: thorax scarcely longer than the head, anteriorly truncate, the sides rounded, and suddenly attenuated posteriorly, convex, slightly pubescent, smooth, with an obsolete impressed line on the back: elytra subpubescent, punctulated, very black or bluish: abdomen rather shining, a little pubescent, with the apex slightly acuminate: legs black, with the tarsi red: antennæ pitchy, with the base black.

Found on the coast of Devonshire, and also "with the preceding species in plenty."—*Rev. G. T. Rudd*.

#### GENUS DXXXII.—PLATYSTHETUS, *Mannerheim*.

*Antennæ* obscurely geniculated, short, very much thickened at the apex, the basal joint stoutest, clavate, the second and third slender obconic, the following short nodose, the terminal longer oblong-ovate, obtuse. *Palpi* unequal, maxillary with the second joint clavate, third subcylindric, of equal length, fourth small, subulate: *labrum* narrow, transverse: *mandibles* stout, incurved, acuminate at the apex, the right one bidentate within, the left unidentate: *body* short, depressed: *head* large, wider than the thorax in the males, of equal width in the females: *thorax* broad, with a central channel: *elytra* depressed: *legs* slender, short; *tibiæ* all denticulate-pectinate on the outer edge, anteriorly a little curved and compressed, with an excision on the outer apex: *tarsi* retractile, triarticulate, the terminal joint longer than the others united.

The broad deeply unisulcate thorax of the insects of this genus, combined with their abbreviated form, simple antennæ, dissimilar tarsi, legs, &c., serve to distinguish them from the true Oxyteli and the other genera of this family:—the species usually prefer dung, in which they sometimes congregate in myriads, in the early spring and summer months.

Sp. 1. *cornutus. Ater, nitidus, elytris liturá flavá, thorace unisulcato, capite bispinoso.* (Long. corp.  $1\frac{1}{2}$  lin.)

Oxyt. *cornutus. Gravenhorst.*—*Steph. Catal. 293. No. 3178.*—*Pl. cornutus. Steph. Nomen. 2d edit. col. 105.*

Black, glabrous, shining: head rather narrower than the thorax, subcordate, punctured, with a transverse impressed line posteriorly, and behind the eyes two short ones; before the antennæ on each side is a small tubercle, and in front are two very short, horizontal, unarmed spines: thorax truncate and dilated in front and trilobed behind, with an impressed dorsal channel, the disc finely punctured: elytra punctured, black, with one oblique pale dash: abdomen with its apex somewhat acuminate: legs pitchy-black, with the tarsi red: antennæ black.

It is probable that this insect may be the female of the following species.

Not uncommon within the metropolitan district, and in Suffolk, Norfolk, near Bristol, &c. “Abundant in Yorkshire.”—*Rev. G. T. Rudd.*

Sp. 2. *morsitans.* *Niger, nitidus, thorace unisulcato, capite foveato, elytris pedibusque piceis.* (Long. corp.  $1\frac{1}{4}$ —2 lin.)

Sta. *morsitans.* *Paykull.*—Ox. *morsitans.* *Steph. Catal.* 295. No. 3179.—Pl. *morsitans.* *Steph. Nomen.* 2d edit. col. 105.

Black, shining, very smooth: head rather wider than the thorax, subcordate, punctured, unequal, with a transverse and short longitudinal line behind the eyes; front depressed and smooth; before the eyes is an acute tubercle on each side: thorax rather longer than the head, truncate in front, rounded behind, punctured, with a longitudinal dorsal groove: elytra shorter than the thorax, pitchy-red, very much punctured, with a single stria towards the suture: abdomen linear with a few diverging hairs, the apex acuminate: legs pitchy-red: antennæ dusky black.

Extremely common in the neighbourhood of the metropolis;—also found in other places, in company with the preceding, of which it may be a mere variety or the other sex. “Abundant in Yorkshire.”—*Rev. G. T. Rudd.* “Not unfrequent (near Swansea).”—*L. W. Dillwyn, Esq.*

Sp. 3. *trilobus.* *Niger, nitidus, thorace profundè unisulcato, pedibus fusco-flavescentibus.* (Long. corp.  $1\frac{1}{2}$  lin.)

St. *trilobus.* *Olivier.*—Oxyt. *trilobus.* *Steph. Catal.* 293. No. 3180.—Pl. *trilobus.* *Steph. Nomen.* 2d edit. col. 105.

Shining black, glabrous: head scarcely wider than the thorax, subcordate, with an impression in front and a transverse line behind: thorax cordate, truncate in front, rounded behind, with a deep longitudinal channel its entire length: elytra convex, black, very much punctured: abdomen glossy, its apex acuminate: legs pitchy, or dusky-yellowish: antennæ dusky or blackish.

Found near London, and in Suffolk, &c.

Sp. 4. *sulcatus*. *Latus, niger, nitidus, punctatus, elytris pedibusque piceis, thorace profundè unisulcato, capite canaliculato.* (Long. corp.  $1\frac{1}{2}$  lin.)

Sta. *sulcatus*. *Marsham*.—Oxyt. *sulcatus*. *Steph. Catal.* 293. No. 3181.—  
Pl. *sulcatus*. *Steph. Nomen.* 2d. edit. col. 105.

*Broad, black, shining, glabrous, punctured: head with a channel between the eyes in front: thorax convex, moderately punctured, with a broad deep dorsal channel: elytra pitchy-black, rather deeply, but distinctly, punctured, with a faint stria towards the suture: abdomen broad and glossy: legs pitchy: antennæ dusky.*

Found near London and in Devonshire, and I believe also in Suffolk and Norfolk. "On the Crwmllyn sand-hills."—*L. W. Dillwyn, Esq.*

Sp. 5. *brunnipennis*. *Ater, nitidus, crebrè punctatus, elytris brunneis, pedibus antennisque rufo-piceis, thorace obsoletè unisulcato.* (Long. corp.  $1\frac{1}{4}$  lin.)

Oxyt. *brunnipennis*. *Steph. Catal.* 293. No. 3182.—Pl. *brunnipennis*. *Steph. Nomen.* 2d edit. col. 105.

*Black, shining, glabrous, thickly punctate: head large, with a short transverse impression and an abbreviated longitudinal one: thorax convex, dispersedly punctured, with an obsolete dorsal channel: elytra reddish-brown, depressed, punctured, the punctures somewhat disposed in a stria towards the suture: abdomen black, ovate: legs pitchy-red; antennæ the same.*

From the Marshamian cabinet; taken near London.

Sp. 6. *immunis*. *Ater, nitidus, punctatus, elytris pedibusque rufo-piceis, thorace subsulcato, capite haud canaliculato.* (Long. corp.  $1\frac{1}{2}$  lin.)

Oxyt. *immunis*. *Kirby MSS.—Steph. Catal.* 293. No. 3183.—Pl. *immunis*. *Steph. Nomen.* 2d edit. col. 105.

*Black, shining, glabrous, punctured: head rather small, convex, without a frontal impression: thorax ample, convex, the disc moderately punctured, with a delicate dorsal channel: elytra pitchy-red, finely punctured: abdomen with the apex pitchy: legs pitchy-red: antennæ dusky.*

Found in Suffolk, and Norfolk; also in the New Forest.

Sp. 7. *foveatus*. *Ater, nitidus, elytris pedibusque rufescentibus, thorace canaliculato, utrinque foveâ impressâ.* (Long. corp. 1 lin.)

Oxyt. *foveatus*. *Kirby MSS.—Steph. Catal.* 293. No. 3184.—Pl. *foveatus*. *Steph. Nomen.* 2d edit. col. 105.

*Black shining, glabrous; head rather narrower than the thorax, with a slightly impressed longitudinal line on the occiput: thorax short, subclavate, with a deep dorsal groove, and on each side a broad deep rugulose fovea: elytra*

*pitchy*-red, punctulated, or *pitchy*: *legs testaceous*, with the *femora pitchy*: *antennæ* entirely *black*: *mandibles fuscous*.

Taken near London, and in Suffolk.

Sp. 8. *caliginosus*. *Niger, nitidus, crebrè punctatus, ore pedibusque pallidis, thorace obsolete canaliculato*. (Long. corp.  $1\frac{1}{2}$  lin.)

Oxyt. *caliginosus*. *Steph. Catal.* 293. No. 3185.—Pl. *caliginosus*. *Steph. Nomen.* 2d edit. col. 105.

*Black*, shining, glabrous, very thickly punctured: *head* distinctly narrower than the *thorax*, without a *frontal impression*: *thorax* rather small, with a very *obscure dorsal channel*: *elytra black* or  *dusky-pitchy*: *legs pale pitchy-red*, with the *tibiæ* and *tarsi* paler: *antennæ dusky*, with the base paler: *mouth pale*.

Inhabits the metropolitan district, but apparently not very common.

Sp. 9. *pallidipennis*. *Ater, nitidus, capite supra plano, inermi, clytris pallidis margine nigricanti, tibiis tarsisque rufis*. (Long. corp.  $1\frac{1}{2}$  lin.)

Sta. *pallidipennis*. *Paykull*.—Oxyt. *pallidipennis*. *Steph. Catal.* 293. No. 3186.—Pl. *pallidipennis*. *Steph. Nomen.* 2d. edit. col. 105.

*Black*, shining, glabrous: *head* rather narrower than the *thorax*, above *flat*, unarmed: *thorax* truncate in front, rounded behind, with a *deep dorsal groove*: *elytra pale*, with the margin *dusky*, the disc punctured: *abdomen* slightly *pitchy* at the apex: *legs fuscous*, with the *tibiæ* and *tarsi red*: *antennæ* *dusky-black*.

Found in Suffolk; I have taken a single specimen within the metropolitan district.

#### GENUS DXXXIII.—OXYTELUS, *Gravenhorst*.

*Antennæ* not geniculated, rather long, slightly thickened towards the apex, the basal joint stoutest, three following small nodose, each of equal length, the remainder gradually increasing, terminal one ovate, subacuminate. *Palpi* maxillary rather longest, the second and third joints obconic, the terminal subulate; labial with the apical joint stoutest and acuminate: *labrum* subquadrate: *mandibles* nearly straight, bidentulate within: *body* elongate, linear, depressed: *head* and *thorax* unarmed; the former as wide or wider than the latter in the males, narrow in the females: *thorax* itself mostly impressed with longitudinal channels: *legs* short; four anterior *tibiæ* outwardly a little denticulate-pectinate, with the outer apex excised; posterior straight, unarmed, ciliated; *tarsi* scarcely retractile, distinctly triarticulate, the terminal joint longer than the others united.

The genus *Oxytelus* as restricted by Mannerheim may be known from the allied genera by not having the antennæ geniculated or broken, by having the posterior legs unarmed on their outer edge, with the anterior pectinate-dentate; from *Aploderus* the depressed sculptured thorax, form of head, slight dissimilarity in the trophi, and other less important characters distinguish it:—the species are, as usual with this group, of a gregarious nature, and occur at all times, especially in the spring and early summer months; in dung, fungi, &c.

Sp. 1. *carinatus*. *Niger, capite posticè tuberculo gemino, thorace lineis elevatis quatuor, tibiis târsisque testaceis.* (Long. corp.  $1\frac{3}{8}$  lin.)

*Oxyt. carinatus.* *Gravenhorst.—Steph. Catal. 293. No. 3188.*

*Pitchy-black*, rather glabrous: *head* subtriangular, rather narrower than the thorax, very much punctulated, in front rather smooth and unequal, *with a double tubercle* on the crown and a rather acute one on each side before each eye: *thorax* truncate and widest in front, also much punctured, the punctures somewhat confluent, and *with four* somewhat acutely ridged elevated longitudinal *lines*: *elytra* dilated, with confluent punctures: *abdomen* linear, broad, with the apex slightly acuminate: the femora *pitchy red*: *tibiæ and tarsi testaceous*: antennæ black, with the base rusty.

Extremely abundant within the metropolitan district, and I suspect in other parts of the country, having received specimens from the New Forest, Devonshire, Norfolk, Suffolk, Yorkshire, &c. “Near Swansea.”—*L. W. Dillwyn, Esq.*

Sp. 2. *pulcher*. *Niger, thorace rugoso rufescenti, lateribus serrulatis, elytris pedibusque testaceis.* (Long. corp.  $2\frac{1}{4}$  lin.)

*Oxyt. pulcher.* *Gravenhorst.—Steph. Catal. 293. No. 3187.*

*Pitchy-black*, somewhat glabrous: *head* somewhat triangular, ruggedly-punctured, the front smooth, behind with two longitudinal foveolæ; and on each side before the eyes a *pitchy tubercle*: *thorax* rusty-black, scarcely longer than the head, truncated and widest in front, rounded behind, *with the lateral margins* finely *denticulate*, the *disc* very much punctulated, and longitudinally *rugged*: *elytra* punctulated, subequal, *testaceous-red*: *abdomen* with the penultimate segment edged with dull reddish: *legs testaceous*: antennæ reddish, with the base paler.

Also an abundant species within the metropolitan district, but apparently less common than the last;—found also in Suffolk and Norfolk.

Sp. 3. rugosus. *Niger, thorace lateribus serrulatis elytrisque rugosis, tarsis rufis.* (Long. corp.  $2\frac{1}{4}$  lin.)

Sta. rugosus. *Fabricius.*—Oxyt. rugosus. *Steph. Catal.* 293. No. 3189.

Pitchy-black, glabrous: head subtriangular, rather narrower than the thorax, very delicately punctured, the front smooth and obscure, unequal, with an acute tubercle on each side before the eyes and another obtuse larger somewhat vertical one: eyes small: *thorax* truncate and dilated in front, rounded behind, very thickly punctured, *the sides* *obsoletely serrulate, the disc with four longitudinal grooves*, of which the lateral ones are widest, divided by slightly elevated ridges, united in front like the letter M: elytra somewhat rugose, very much punctulated: abdomen linear, smooth, with the apex acuminate: *legs pitchy-black; tarsi red*: mouth pitchy: antennæ dusky-black.

By far the commonest species of this genus; occurring any where within the metropolitan district in profusion, especially in the spring:—found likewise in Devonshire, Norfolk, Suffolk, &c. “Not uncommon (near Swansea).”—*L. W. Dillwyn, Esq.*

Sp. 4. picipennis. *Nigro-piccus nitidus, thorace trisulcato, lateribus integris, elytris pedibusque testaceis, antennis piceis, basi testaceis.* (Long. corp.  $1\frac{1}{4}$  lin.)

Oxyt. picipennis. *Steph. Nomen.* 2d. edit. col. 106.—Oxyt. laqueatus. *Steph. Catal.* 293. No. 3190.

Broad, pitchy-black, shining, nearly glabrous: head wide triangular, roughly-punctured, with a depression on the forehead: *thorax* deep black, *with the lateral margins rounded and entire, the disc punctulate, with three obscure longitudinal channels*: elytra finely punctured, pale testaceous: abdomen broad, the terminal segment pitchy at the apex: legs pale: antennæ pitchy, the base testaceous.

Much less abundant than the last, and apparently local. My specimens were obtained from “South Creak, Norfolk.”—*Rev. T. Skrimshire.*

Sp. 5. nitens. *Niger, thorace trisulco, antennis basi, elytris, pedibusque testaceis, tibiis posticis dentatis, naso subexcavato, apice reflexo.* (Long. corp. 2 lin.)

Sta. nitens. *Marsham.*—Oxyt. nitens. *Steph. Catal.* 293. No. 3191.

Black, rather glabrous: head subtriangular, scarcely narrower than the thorax, unequal, with two short longitudinal impressed lines, *nasus* considerably depressed, rather glossy, and reflexed at the apex; on each side before the antennæ a minute tubercle: *thorax* nearly as long as the head, truncate and dilated in front, rounded behind, slightly glossy, delicately punctured, *with three longitudinal excavated lines* and the lateral margins foveated: elytra rather flattened, punctured, testaceous, the base internally dusky: abdomen linear, acute, glabrous, the sides with diverging hairs: legs testaceous-



yellow; *posterior tibiæ* in the middle *with an obtuse tooth*: antennæ black, with the base testaceous.

Not uncommon near London and in the New Forest, and near Bristol, and in Devonshire. “On Crwmllyn-burrows.”—*L. W. Dillwyn, Esq.*

Sp. 6. *piceus*. *Nigro-piceus, elytris piceis, thorace trisulco, antennis thorace longioribus, pedibus pallidis.*

Sta. *piceus*. *Linné*.—Oxyt. *piceus*. *Steph. Catal.* 293. No. 3192.

*Pitchy-black*, rather glabrous: head subtriangular, a little narrower than the thorax, short, above ruggedly-punctate, nasus nearly smooth, with a rather large fovea in the middle, behind with an impressed line: *thorax* truncate anteriorly, rounded behind, angulate-punctate, *with three longitudinal excavations*, and the lateral margins pitted: *elytra pitchy*, ruggedly-punctate: abdomen linear, with the apex somewhat acuminate, the sides with divergent hairs: *legs pale* luteous: *antennæ black*, with the base ferruginous, mouth and palpi ferruginous.

Not very uncommon near London; found also in Devonshire and in Suffolk. “Common (near Swansea), particularly in cow dung.”—*L. W. Dillwyn, Esq.*

Sp. 7. *antennatus*. *Niger, antennis thorace longioribus, elytris piceis, pedibus pallidis thorace subrugoso, dorso trisulcato.* (Long. corp.  $1\frac{1}{2}$  lin.)

Oxyt. *antennatus*. *Kirby MSS.*—*Steph. Catal.* 293. No. 3194.

*Black*, slightly shining, glabrous, punctured: *head* narrower than the thorax, with an impression between the eyes: *thorax* with its lateral margins entire, the disc rugose, with three somewhat equal dorsal channels: *elytra pitchy*: abdomen glossy: legs pale: *antennæ nearly half as long as the body*, pale at the base, the apex dusky or black.

Allied to *Ca.* affinis, but the forehead less excavated, the *elytra* pitchy, legs pale and antennæ longer, and the intermediate sulci on the thorax abbreviated at each end:—from *O. piceus* it differs in not having the base of the antennæ red, but the forehead is more deeply excavated between the eyes.

Taken in Devonshire and in Suffolk.

Sp. 8. *sculpturatus*. *Niger, subnitidus, crebrè punctulatus, pedibus rufo-piceis, thoracis lateribus integerrimus, sulco dorsali posticè attenuato, lateralibus sublinearibus.* (Long. corp.  $1\frac{1}{2}$ —2 lin.)

Oxyt. *sculpturatus*. *Gravenhorst.*—*Steph. Catal.* 293. No. 3193.

*Black*, slightly shining, thickly punctured: head somewhat rugose, with a smooth impression on the forehead: mouth pitchy: *thorax* short, transverse,

*the sides slightly rounded and entire, the disc depressed, with a central longitudinal channel: widest in front, and on each side another linear slightly-curved one, and a very obscure fovea towards the hinder margin: elytra black or pitchy, finely punctured: abdomen obscurely punctured: legs pitchy-red, with the tibiæ and tarsi pale: antennæ short, entirely black: palpi pitchy.*

Taken in Suffolk and Norfolk, and I believe near London.

Sp. 9. nitidus. *Niger nitidus, elytris pedibusque testaceis, naso subconvexo nuchâque sparce punctatis, thoracis lateribus crenulatis.* (Long. corp.  $1\frac{3}{4}$ —2 lin.)

Oxyt. nitidus. *Kirby MSS.—Steph. Catal. 293. No. 3195.*

*Black, shining, glabrous: head suborbiculate, not narrower than the thorax, cicatricate-punctate, the crown not impressed, the front obsoletely bisulcate between the antennæ; nasus slightly convex with the punctures sparingly disposed; nape also sparingly punctured: thorax subluvate, truncate in front, rounded behind, the disc sparingly punctured, with five longitudinal foveæ, divided by slightly elevated lines, forming by their union a figure resembling the letter M, the lateral margin very obsoletely crenulated: elytra testaceous, cicatricate-punctate, with two obscure foveæ; the anterior discoidal and oblique, the other rounded and placed towards the outer apex: abdomen short, linear, with the apex acute: legs testaceous: antennæ black, with the basal joint ferruginous: palpi red: mandibles pitchy.*

Apparently rather scarce; found in Suffolk.

Sp. 10. flavipes. *Niger, nitidus, crebre punctulatus, elytris rufo-piceis, ore antennis extrorsum pedibusque flavo-testaceis, thorace trisulcato.* (Long. corp.  $1\frac{1}{4}$  lin.)

Oxyt. flavipes. *Steph. Catal. 293. No. 3196.*

*Black, shining, thickly punctured: head triangular ruggedly-punctured, with a narrow smooth depression in front, the clypeus recurved: mouth pale testaceous: thorax with the sides entire, disc depressed, with a slender dorsal channel, and on each side a distinct impression: elytra depressed, rather finely punctured, pitchy-red; abdomen finely punctured, its apex reddish, or pitchy; legs pale testaceous, or yellowish: antennæ dusky at the base, the apex rufescent, or testaceous: palpi testaceous.*

Common near Dover, also found, but more sparingly, within the metropolitan district.

Sp. 11. depressus. *Niger, opacus, subtilissimè punctulatus, ore pedibusque rufo-testaceis, elytris piceis, thoracis lateribus integerrimis, dorso lineis quatuor elevatis.* (Long. corp. 1 lin.)

Oxyt. depressus. *Gravenhorst.—Steph. Catal. 293. No. 3197.*

*Black, opaque, very finely and thickly punctured: head suborbicular, depressed; mandibles and mouth testaceous: thorax with the sides rounded and entire, the disc flat, with five narrow longitudinal channels, separated by elevated glossy lines: elytra flat, pitchy, with an obscure stria parallel with the suture: abdomen obtuse, linear, smooth, shining, black: legs pale, rufo-testaceous, with the femora more or less dusky: antennæ fuscous, or black.*

Not uncommon within the metropolitan district: and found also in other parts of the country.

Sp. 12. fuscipennis. *Niger, subopacus, subtilissimè punctulatus, elytris depressis fuscis, pedibus antennisque basi pallidis: thorace quadrilineato.* (Long. corp. 1 lin.)

Oxyt. fuscipennis. *Steph. Catal. 293. No. 3198.*

*Black, nearly opaque, finely and closely punctured: head suborbiculate, scarcely narrower than the thorax, depressed: thorax with the lateral margins entire, the disc flat, with four slightly elevated smooth dorsal lines, the interstices not very deep and slightly approximating in front: elytra depressed, fuscous, rather distinctly punctured: abdomen pitchy at the apex: legs pale: antennæ pitchy with the base pale.*

Found near London.

Sp. 13. pallipes. *Niger, opacus, thorace 5-foveolato, elytris depressis oblique lacunosis piceis, pedibus pallidis, femoribus saturatoribus.* (Long. corp. 1½ lin.)

Oxyt. pallipes. *Kirby MSS.—Steph. Catal. 293. No. 3199.*

*Black, obscure, glabrous: head scarcely narrower than the thorax, orbiculate: thorax truncate in front, rounded behind, minutely rugulose-punctate, with five longitudinal foveolæ, divided by four slightly elevated ridges, the two intermediate a little diverging anteriorly: elytra depressed, pitchy, minutely rugulose, sides with an oblique impression anteriorly: abdomen linear, with the apex mucronate: legs testaceous-yellow, with the femora brownish, antennæ dusky-black: mandibles pitchy.*

The other sex is much wider in proportion to its length.

An abundant species, especially in the New Forest and near Bristol; taken also in Suffolk, Norfolk, and Devonshire. "In putrid fungi in the woods of Penllergare."—*L. W. Dillwyn, Esq.*

Sp. 14. nitidulus. *Niger, subnitidus, sub-punctatus, ore pedibusque testaceis, elytris rufo-piceis thoracis lateribus integerrimis, dorso sulcis tribus sublineari-bus.* (Long. corp. ¾—1 lin.)

Oxyt. nitidulus. *Gravenhorst.—Steph. Catal. 294. No. 3200.*

*Black*, slightly shining, finely, but rather obscurely, punctured: head somewhat transverse, as large as the thorax: *mouth and palpi testaceous*: *thorax with the lateral margins entire*, the disc depressed, unequal, not very thickly punctured, slightly rugged towards the margins, with three somewhat linear channels on the disc and an obscure fovea towards the sides: *elytra flat, pitchy-red*: abdomen ovate, obtuse, shining black: *legs testaceous*, with the femora more or less dusky: antennæ black.

Taken near London and in Devonshire.

Sp. 15. *ruficrus*. *Niger, nitidus, thorace trisulco, capite lineâ intermediâ excavatâ, elytris piccis, pedibus piccis, tarsis rufis*. (Long. corp. 1 $\frac{3}{4}$  lin.)

Oxyt. *ruficrus*. Kirby MSS.—*Steph. Catal.* 294. No. 3201.

*Black*, shining, punctured: head with an obscure excavation in front: mouth and palpi pitchy: *thorax with the sides entire, the disc flat, with three nearly linear channels*, and an obscure fovea towards the hinder part of the lateral margins: *elytra pitchy*, depressed: abdomen linear, finely punctured: *legs pitchy*; *tarsi red*: antennæ dusky, with the base reddish.

Closely allied to the foregoing species.

Found near Hertford and in Yorkshire.

Sp. 16. *consobrinus*. *Niger, subnitidus, thorace obsolete trisulcato, capite lineâ impressâ, elytris pedibusque piceo-testaceis*. (Long. corp. 1 $\frac{1}{4}$  lin.)

Oxyt. *consobrinus*. *Steph. Catal.* 294. No. 3202.

*Black*, slightly shining, glabrous, punctured: head small, somewhat orbiculate, with a faint channel in front, the surface punctured very finely: *thorax widest in front, rather ruggedly punctate*, the disc with three somewhat obsolete channels in front: *elytra flat, pitchy-testaceous*, finely punctured: abdomen shining: *legs pitchy-testaceous*: antennæ pitchy, the base paler.

Found in the vicinity of London.

Sp. 17. *angustatus*. *Niger, angustus, thorace trisulco, capite lineâ intermediâ impressâ, elytris piccis, pedibus rufis*. (Long. corp. 1 $\frac{3}{8}$  lin.)

Oxyt. *angustatus*. Kirby MSS.—*Steph. Catal.* 294. No. 3203.

*Narrow*, glabrous, deep pitchy-black: head somewhat triangular, scarcely narrower than the thorax, rugulose-punctate above, unequal, behind with a longitudinal intermediate impressed line, and another transverse one between the eyes, united to the other and forming a mark resembling the letter T: *nasus depressed, smooth*: *thorax widest and truncate in front, rounded behind*: above ruggedly-punctate, with three longitudinal excavated lines, the lateral margins depressed and scarcely foveolated: *elytra subequal, ruggedly-punctate, pitchy*: abdomen rather widest towards the apex, which last is somewhat acuminate: *legs red*, with the femora dusky: antennæ dusky, shorter than the thorax.

Not an uncommon species in some parts; found in the New Forest, and in Suffolk and Devonshire.

Sp. 18. opacus. *Niger, lævis, opacus, thorace obsolete trisulcato, pedibus rufis, elytris planiusculis.* (Long. corp. 1—1½ lin.)

Oxyt. opacus. *Kirby MSS.—Steph. Catal. 296. No. 3204.*

*Pitchy-black, opaque*: head triangular, nearly as wide as the thorax, scarcely punctulate, unequal, forehead depressed on each side: *thorax* scarcely as long as the head, truncate and widest in front, rounded behind, smooth, with three obsolete longitudinal grooves, and the sides depressed into a fovea: *elytra* rather depressed, smooth, abdomen somewhat glossy, with the apex a little acuminate: *legs red*, with the *femora darker*: *antennæ black.*

The tibiæ and tarsi are sometimes testaceous.

Very abundant within the metropolitan district in the spring; found in Suffolk, Norfolk, and Devonshire. “Near Swansea.”—*L. W. Dillwyn, Esq.*

Sp. 19. pusillus. *Niger, opacus, subtilissimè punctulatus, thorace obsolete* *subtilissimè bisulcato, pedibus pallidè rufis, elytris planiusculis.* (Long. corp. 1 lin.)

Oxyt. pusillus. *Leach MSS.—Steph. Catal. 294. No. 3206.*

*Black, opaque*, very finely punctured: head small, unequal, suborbiculate, obsoletely punctured: *thorax* more distinctly punctured, with two obscure longitudinal channels on the disc and a slightly impressed fovea towards each lateral margin behind: *elytra* somewhat depressed, *pitchy-black*: abdomen slender, linear: *legs pale red*: *antennæ black*, the base dusky.

Taken in Suffolk and in Devonshire.

#### GENUS DXXXIV.—APLODERUS\* *mihi.*

*Antennæ* increasing from the base to the apex, the basal joint large, elongate clavate, the two following joints short, obconic, the remainder globose-turbinate, the last being ovate-acute. *Palpi* with the penultimate joint clavate, the extreme one minute, filiform: *labrum* small, subquadrate: *head* orbiculate: *eyes* rounded, lateral, somewhat incurved: *thorax* somewhat depressed, uneven, notched in front to receive the head, narrowed behind, with the angles a little rounded, being of a lunate-obcordate form, the sides slightly margined: *abdomen* somewhat linear, rather broadest towards the apex, which is acute: *legs* moderate; *femora* linear; *tibiæ* and *tarsi* as in *Oxytelus.*

\* *Απλοος* simplex; *δερη* collum.

The chief external distinctions of the insects of this genus consist in the depression and sculpture of the thorax, the smallness of the head, width of body, brevity of the elytra, by which they differ from *Oxytelus*, exclusively of minor diversities in the trophi, antennæ, &c.:—the only known species is usually found beneath the bark of trees.

Sp. 1. brachypterus. *Niger, nitidus, thorace impresso, elytris piceis, punctulatissimis, pedibus pallidis.* (Long. corp. 2—2½ lin.)

Sta. brachypterus. *Marsham.*—*Oxyt. brachypterus.* *Steph. Catal.* 292. No. 3177.—*Apl. brachypterus.* *Steph. Nomen.* 2d edit. col. 106.

Black, or pitchy, glabrous, shining: head rather wider than the thorax, somewhat rounded, covered with scattered punctures, with a strong tubercle on each side before the eyes: thorax scarcely as long as the head, subtruncate and widest in front, somewhat rounded behind, sparingly punctured, with two punctured longitudinal foveæ on the disc, and an obscure impression towards each lateral margin: elytra pitchy, very much punctured, clothed with a very short pubescence, the base near the suture impressed: abdomen rather broad, margined, slightly pubescent, with the extreme margin of the antepenultimate segment whitish: legs pale or pale testaceous: antennæ pitchy or pitchy-black, with the base paler: mouth and palpi pitchy-red.

The other sex is smaller, with the head narrower than the thorax.

Apparently rare: I have once taken this insect near London, and have one specimen from the Marshamian collection. “Near Ipswich by Mr. Sheppard; and near Barham, Jan. 1809.”—*Kirby MSS.*

#### GENUS DXXXV.—TROGOPHLEUS, *Mannerheim.*

*Antennæ* geniculated, the basal joint elongate, cylindric, the remainder small, obconic-truncate, equal in length, but increasing in diameter to the apex, the terminal joint largest, ovate. *Palpi* unequal; maxillary longest, with the penultimate joint globose, tumid, the terminal very minute, aciculated: labial with equal joints, the extreme one acuminate: *labrum* transverse, truncate: *mandibles* bidentate within: *head* rounded, unarmed; *thorax* subcordate: *body* linear depressed: *legs* short; *tibiæ* slender, straight, all unarmed, but densely ciliated: *tarsi* distinctly triarticulate, the terminal joint longer than the others united.

This genus, which was detached by Mannerheim from *Oxytelus*, may be known by having all the *tibiæ* unarmed on their outer edge, but densely ciliated, as well as by the dissimilarity in the antennæ, trophi, &c.:—the species are found beneath bark of trees, or in fungi.

Sp. 1. corticinus. *Niger, subopacus, confertissimè punctulatus, antennarum basi pedibusque fusco-ferrugineis, thorace foveis duabus dorsalibus subarenatis.* (Long. corp.  $\frac{3}{4}$ —1 lin.)

Oxyt. corticinus. *Gravenhorst.—Steph. Catal. 294. No. 3204. Tro. corticinus. Steph. Nomen. 2d edit. col. 106.*

Black, somewhat opaque, very thickly punctured: head convex; mouth pitchy red, pubescent: thorax with the anterior angles reflexed, the disc convex, very delicately, but thickly punctured, with two abbreviated, somewhat bent foveæ in the middle: elytra with the shoulders prominent, above depressed, pitchy-black and a little glossy: abdomen linear, shining, slightly pubescent: legs pitchy-red, with the joints, apex of the tibiæ and the tarsi paler: antennæ dusky-pitchy, with the basal joint reddish.

Taken, but rarely, within the metropolitan district.

#### GENUS DXXXVI.—TÆNOSOMA, *Mannerheim.*

*Antennæ* not geniculated, the basal joint stoutest, clavate, second short, obconic, six following minute, rounded, three next rather larger, suborbiculate, the terminal one being acuminate. *Pulpi* maxillary with the penultimate joint dilated, thick, the apical one small, subulate: *labrum* transverse: *head* rounded, unarmed, wider than the *thorax*, which is narrowed behind: *eyes* prominent: *body* linear, slender: *coleoptra* depressed, broader than the thorax: *abdomen* obtuse: *legs* short, unarmed; *tarsi* simple, five-jointed, the terminal joint as long as the others united.

The small species contained in this genus were originally included in the extensive genus *Aleochara*, from which *Mannerheim* removed them; they may be known by having the tarsi distinctly five-jointed, the terminal joint of the maxillary palpi small, subulated, &c.:—they inhabit fungi, putrid wood, and such-like objects.

Sp. 1. pusillum. *Nigrum, nitidulum, subtilissimè punctulatum, antennis elytris pedibusque testaceis, thorace sub-bifoveolato.* (Long. corp. 1 lin.)

Aleo. pusilla. *Gyllenhal. Ins. Suec. ii. 409.—Tæn. pusillum. Steph. Nomen. 2d edit. col. 106.*

Black, slightly shining, delicately punctured: head very obscurely punctured, with its front obsoletely bifoveolated: thorax wide in front, obliquely truncate on the sides, rounded at the base; depressed above, with two oblong, parallel, obsolete foveolæ, before the middle of the base: elytra pale testaceous: abdomen obtuse, black: legs pale testaceous: antennæ dusky-testaceous, with the base paler.

Also found within the metropolitan district; but not common.

GENUS DXXXVII.—CARPALIMUS, *Kirby MSS.*

*Antennæ* (*a*) gradually increasing to the apex, basal joint subclavate, stouter than the following, the second and third subclavate, five following turbinate-obconic, two next larger, also turbinate, the last short, subcordate, acute. Palpi unequal; maxillary (*a*) with the terminal joint rather long, clavate, incrassate; labial (*b*) triarticulate; *labrum* (*d*) transverse, entire; *mandibles* (*e*) acutely dentate, porrect: *head* exerted, triangular, surface unequal: *eyes* rather prominent: *thorax* obcordate: *body* linear, somewhat sericeous: *legs* moderate; *tibiæ* simple, ciliated, not denticulated without; *tarsi* (*f*) triarticulate, short, the terminal joint longest.

The little insects of which this genus is composed may be known from the other *Stenidæ*, or rather *Oxytelidæ*, by having the *tibiæ* (*g*) merely ciliated on the outside and not denticulate-pectinate, the antennæ straight and not geniculated; the thorax is also obcordate, and in general bears one or two large foveæ on its disc; the legs are short, the body linear and clothed with a fine sericeous pubescence:—the insects reside beneath stones in damp places.

Sp. 1. *bilineatus*. PLATE XXVII. f. 4. *a—g*. *Niger, pedibus ferrugineis, thorace obcordato bisulco.* (Long. corp.  $1\frac{1}{3}$ — $1\frac{1}{2}$  lin.)

Ca. *bilineatus*. *Kirby MSS.*—*Steph. Catal.* 294. No. 3207.

*Black*, slightly pubescent: head rather narrower than the thorax, subtriangular, unequal, nearly smooth: mouth ferruginous: *thorax* rather longer than the head, truncate and dilated in front, somewhat rounded behind, rather smooth, impressed with two slightly curved, approximating, longitudinal foveæ: elytra pitchy-black, very minutely punctured and slightly shining: abdomen rather glossy, with the apex of the last segment pitchy beneath: *legs ferruginous*: antennæ about as long as the thorax, pitchy, with the base ferruginous.

The sulci on the thorax are sometimes faintly interrupted, giving the appearance of four large punctures.

Not uncommon within the metropolitan district in the spring. “Found beneath stones in damp places, rather common.”—*Kirby MSS.*

Sp. 2. *arcuatus*. *Ater, pubescens, thorace posticè foveolâ arcuatâ impresso.* (Long. corp.  $1\frac{1}{3}$  lin.)

Ca. *arcuatus*. *Kirby MSS.*—*Steph. Catal.* 294. No. 3208.

*Black*, rather shining and smooth, pubescent: head narrower than the thorax, triangular, with an impression on each side in front: *thorax* scarcely longer



than the head, slightly dilated in front, truncate *behind*, the disc *with two minute impressions*, and towards the hinder margin a transverse *curved* one, on each side: elytra much longer and wider than the thorax, finely and very thickly punctured: abdomen nearly twice as long as the elytra: legs pitchy: antennæ as long as the thorax, black.

Not common; found occasionally within the metropolitan district. "May, 1804, and again beneath rejectamenta during an inundation of the Gipping in March, 1809."—*Kirby MSS.*

Sp. 3. bicolon. *Ater, thorace punctis quatuor impresso, antennis subclavatis.* (Long. corp.  $\frac{3}{4}$  lin.)

Ca. bicolon. *Kirby MSS.—Steph. Catal. 294. No. 3209.*

*Black*, shining, rather smooth, glabrous; head very large, as wide as the thorax, transverse, mouth produced: *thorax* obcordate, scarcely as long as the head, *with four discoidal punctures placed tetragonally*: elytra much longer and wider than the thorax, thickly and delicately punctulated: abdomen nearly twice as long as the elytra: *antennæ* longer than the head, subclavate, moniliform, the base slender, the tip *slightly thickened*, the joints very short: tarsi two-jointed?

Not common; found in Yorkshire and in Norfolk: also I believe in Suffolk.

Sp. 4. fuliginosus. *Niger, nitidiusculus, elytris obscurioribus, pedibus antennisque basi ferrugineis.* (Long. corp.  $1\frac{1}{2}$  lin.)

Oxyt. fuliginosus. *Gravenhorst?—Ca. fuliginosus. Steph. Catal. 294. No. 3210.*

*Black, rather shining*, smooth: head a little narrower than the thorax, somewhat triangular: thorax truncate in front and behind, with two obsolete impressions behind, and a very short, slightly elevated ridge between: *elytra* longer and wider than the thorax, with a very short, *obscure*, slightly sericeous pubescence: *legs ferruginous*: *antennæ* as long as the thorax, thickened exteriorly, *ferruginous*, with the *extreme joints black*, or dusky: palpi ferruginous.

Found within the metropolitan district; also in Suffolk, Norfolk, Devonshire, and near Bristol.

Sp. 5. picipennis. *Niger, obscuriusculus, pedibus testaceis, elytris piccis, thorace obsolete impresso.* (Long. corp.  $\frac{3}{4}$  lin.)

Ca. picipennis. *Kirby MSS.—Steph. Catal. 294. No. 3211.*

*Black*, smooth, somewhat obscure: head scarcely as wide as the thorax, sub-

triangular, with an impression on each side in front: *thorax* truncate in front and behind, with four obscure impressions towards the base: *elytra* rather longer and wider than the *thorax*, pitchy-red, or pitchy, with a very delicate somewhat sericeous pubescence: abdomen above twice as long as the *elytra*: legs testaceous: antennæ scarcely as long as the *thorax*, slightly thickened exteriorly: mouth reddish.

Taken near London and in Suffolk. "Taken in windows, and under stones, and common beneath *Zostera marina* on the shores of the river Orwell."—*Kirby MSS.*

Sp. 6. *rufipennis*. *Ater*, *elytris pedibusque rufis*, *thorace subimpresso*. (Long. corp.  $\frac{3}{4}$  lin.)

Ca. *rufipennis*. *Kirby MSS.*—*Steph. Catal.* 294. No. 3212.

Black, smooth, nearly glabrous: head nearly as wide as the *thorax*, suborbiculate: *thorax* truncate in front and behind, with the disc obscurely impressed: *elytra* longer and wider than the *thorax*, red: abdomen much narrower than the *elytra* and three times as long, rather widest towards the apex, which is acute-angular: legs red: antennæ shorter than the *thorax*, slightly thickened exteriorly, with the terminal joint turbinate, rather acute.

Found in Norfolk, Suffolk, and Devonshire; also, occasionally, within the metropolitan district.

Sp. 7. *affinis*. *Niger*, *obscuriusculus*, *tibiis ferrugineo-testaceis*, *thorace obsolete impresso*. (Long. corp.  $\frac{3}{4}$  lin.)

Ca. *affinis*. *Kirby MSS.*—*Steph. Catal.* 294. No. 3211.

Rather broad, black, somewhat obscure, head a little narrower than the *thorax*, somewhat triangular, with an impression on each side in front: *thorax* truncate in front and behind, very obscurely impressed on the disc; *elytra* delicately punctured, with a fine very short silken pubescence: abdomen about twice as long as the *elytra*, acute at the apex: legs with pitchy femora and ferruginous tibiæ and tarsi: antennæ with the basal joint testaceous, the remainder black.

The femora sometimes ferruginous.

Not common; found in Suffolk and also in Devonshire.

Sp. 8. *obscurus*. *Ater*, *obscurus*, *thorace obsolete bi-impresso*, *antennis pedibusque piceis*, *elytris nigro-piceis*. (Long. corp.  $\frac{1}{2}$ —1 lin.)

Ca. *obscurus*. *Kirby MSS.*—*Steph. Catal.* 294. No. 3214.

Black, obscure, slightly pubescent: head somewhat orbiculate, with two frontal impressions: *thorax* nearly obcordate, truncate in front, rounded behind, the disc with a slightly curved faint impression on each side towards

the base: *elytra* deep *pitchy*-black, obscurely punctured: abdomen linear, with the apex acute: *legs* dull *pitchy*, with *the tarsi* brighter: *antennæ* *pitchy*.

Not common; taken in Yorkshire, Norfolk, Suffolk, and Devonshire.

Sp. 9. *atratus*. *Niger*, *nitidiusculus*, *thorace distinctè bi-impresso*, *antennis pedibusque atro-picis*. (Long. corp.  $\frac{3}{4}$  lin.)

Ca. *atratus*. *Steph. Catal.* 294. No. 3215.

*Slender*, *black*, slightly shining, nearly glabrous: head nearly as wide as the thorax, the front with two deep impressions: *thorax* with a deep slightly curved *impression on each side* of the disc towards the base: *elytra* very delicately punctured and finely sericeous, with a faint depression towards the base of the suture: abdomen rather widest towards the apex, the latter acute-angular; *legs* deep *pitchy-black*: *antennæ* the same.

Taken near London and in Wiltshire, apparently not common.

#### FAMILY LXX.—OMALIDÆ, *Mac Leay*.

*Head* exerted, united by a distinct *neck* to the *thorax*, the latter in general very much widened behind, but occasionally narrower than in front and obcordate, the surface mostly convex, and rarely with deep longitudinal sculptures. *Antennæ* very short, or of moderate length, inserted before the eyes, on an elevation beneath the margin of the head, generally thickened at the apex, but sometimes filiform: *palpi* various; maxillary shorter than the head: *labrum* transverse, entire, very rarely notched: *mandibles* acute, frequently ciliated within: *eyes* moderately prominent: *body* in general flat, rarely convex: *elytra* rather long: *legs* slender; *femora* sometimes a little incrassated; *tibiæ* simple, or in rare instances with short spinose processes on the outer margin; *tarsi* pentamerous.

The insects of this family depart considerably in appearance from the typical group of Brachelytra; and the last genus at first sight closely resembles Dromius, a Geodephagous genus (vol. i. p. 16), the type of which was called Staphylinus Caraboides by Linné and his followers: the present family may be generally known by having the head exerted, with a distinct neck, the labrum in general entire, the maxillary palpi shorter than the head, with their terminal joint minute and acicular, or conic-acute; *elytra* ample; body mostly depressed; *tibiæ* simple and *tarsi* pentamerous: the species reside in dung, fungi, &c. or delight to revel in flowers during the summer months, and in the winter are found beneath moss, dead leaves, &c.



Sp. 1. scaber. *Niger, obscurus, capite brunneo, antennis pedibusque ferrugineis, thorace posticè bifoveolato.* (Long. corp.  $\frac{1}{2}$  lin.)

Ev. scaber. *Gravenhorst.*—*Steph. Catal.* 294. No. 3217. Ca. *brunnipes.* *Steph. Catal.* 294. No. 3216.

Black, thickly and minutely punctured, and under a strong lens appearing clothed with a very short decumbent pubescence: head rather flat above, dull brown, or obscure testaceous; with two punctures between the eyes: thorax narrowed behind, truncate in front and posteriorly, with two somewhat approximating incurved foveæ towards the base: elytra rather wider and shorter than the thorax: abdomen with the three anterior segments depressed at the apex, the apical one more or less pitchy: legs ferruginous: antennæ the same.

The first example I saw of this species was taken by Dr. Leach in Devonshire; it was afterwards found in Norfolk by Mr. Denny, to whom I am indebted for my first specimen, and then by Mr. Rudd, as below mentioned, who supplied me with a series, and by his suggestion I ascertained that the insect was synonymous with *Ca. brunniceps* of Kirby. “Taken in a ditch at Aldham, near Hadleigh, in Suffolk, by Mr. Spence, about May 1809.”—*Kirby MSS.* “Marton Lodge, Yorkshire; and Winterborne Stoke, Hants.”—*Rev. G. T. Rudd.*

#### GENUS DXXXIX.—SYNTOMIUM, *Curtis.*

*Antennæ* inserted before the eyes, much longer than the head, two basal joints a little thickened, ovate, second as long as the first and slender, five next moniliform, the remainder forming a triarticulate club, of which the two basal joints are cup-shaped, and the terminal one ovate-acute. *Palpi* short, maxillary with the apical joint small, obconic-acute: *mandibles* very acute, ciliated within: *labrum* slightly bilobed: *head* subglobose: *eyes* remote, small: *thorax* with the lateral margins serrated, the base widest and sinuated: *abdomen* broad, depressed, margined: *legs* short, slender: *tibiæ* simple: *tarsi* five-jointed.

This appears to be the only species of this family that possesses a metallic gloss; it may be known also by having the sides of the thorax crenulated; the body wide and depressed, with the edges sharply ridged; exclusively of oral and other minor differences; the species is found at the roots of grass in chalky and arid situations.

Sp. 1. nigroæneum. *Nigro-æneum, punctatum, obscuriusculum, thorace subca-  
rinato, abdomine dilatato.* (Long. corp.  $\frac{3}{4}$ — $\frac{1}{2}$  lin.)

*Ev. nigroæneus*. Kirby MSS.—*N. G. nigroæneus*. Steph. Catal. 294. No. 3218.—*Syntomium nigroæneum*. Curtis, v. pl. 228.

Brassy-black, rather obscure, punctured, glabrous: head narrower than the thorax, subglobose, smooth, with two or three very distinct punctures in front: thorax rather longer than the head, somewhat roughly-punctured, with a slightly elevated ridge in the middle behind: elytra rather longer and much wider than the thorax, roughly-punctured: abdomen as wide as the elytra, very glossy and minutely punctured: legs and antennæ dusky chestnut.

Mr. Kirby first captured this insect as mentioned below, and in the same locality I took a dozen specimens in Sept. 1821, and afterwards (on Jan. 1, 1825) beneath moss at Ripley; it has been found near Southgate, by Mr. Walker. "Taken beneath grass in Sept. 1802, and again in a chalk pit near Great Blakenham, Suffolk, in July 1806."—Kirby MSS. "Norfolk."—H. Denny, Esq. "Marton Lodge, Yorkshire."—Rev. G. T. Rudd.

#### GENUS DXL.—MEGARTHURUS, Kirby.

*Antennæ* subclavate, with the two basal joints very thick, somewhat obconic, the six following small turbinate-globose, gradually increasing in size, the two next larger, transverse, the apical one largest suborbicular. *Palpi* maxillary (*a*) with the penultimate joint incrassated, clavate, terminal one more slender, acute: *labrum* (*b*) very narrow, obscurely notched: *mandibles* (*c*) acute, entire: *labium* (*d*) bilobed: *head* subtriangular: *eyes* lateral, rounded, slightly prominent: *thorax* convex, transverse; a little emarginate in front, straight behind, the sides rounded: *body* ovate, very slightly convex: *elytra* covering one-third of the *abdomen*, which is somewhat triangular, with its apex slightly acute: *legs* short; *femora* slender, or compressed, anterior and intermediate simple, posterior mucronated at the base; *tibiæ* slightly curved, thickened towards the apex, which in the posterior (*e*) is recurved, and the inner edge dilated; intermediate *trochanters* (*f*) denticulate beneath: *tarsi* pentamerous.

The two incrassated basal joints of the antennæ of the insects of this genus, exclusively of the diversity of structure in the trophi, &c., the broad, depressed, retuse form, elongate elytra, &c., sufficiently point out their distinction from the other genera of this family: they generally inhabit fungi, boleti, &c., the roots of grass, and similar situations during the spring and summer months; though like others of the Brachelytra they may be occasionally found at all seasons.

## A. With the femora compressed.

Sp. 1. *rufescens*. PLATE XXVII. f. 5. a—f. *Rufo-piceus, obscuriusculus, punctatus, thoracis marginibus lateribus antennis pedibusque rufis.* (Long. corp. 1—1  $\frac{1}{2}$  lin.)

Me. *rufescens*. Kirby MSS.—Steph. Catal. 295. No. 3219.

Reddish-pitchy, slightly obscure: head nearly as wide as the front of the thorax, with a distinct longitudinal ridge: eyes rather prominent: *thorax* thickly punctured, with a deep dorsal channel, the lateral margins expanded, broad and depressed *light red*, the hinder angles eroded: *elytra* pitchy: very thickly and rather ruggedly punctured: abdomen nearly black above, minutely punctured, its apex pitchy-red, and the lateral margins acutely elevated: *legs* pale *rufous*: antennæ the same, rather dusky at the base.

I have frequently taken this insect at the roots of old fir trees near Hertford; it also occurs at Ripley and other places within the metropolitan district; and in Somersetshire, Salop, and in the New Forest, Suffolk, Norfolk and Devon. "In putrid fungi, in the Penllergare Woods."—L. W. Dillwyn, Esq. "Raehills."—Rev. W. Little.

Sp. 2. *retusus*. *Fulvo-flavus, punctatus, oculis nigro, thoracis marginibus explanatis pallidis, capite retuso.* (Long. corp. 1 lin.)

Me. *retusus*. Kirby MSS.—Steph. Catal. 295. No. 3220.

*Fulvous*-yellow, obscure, punctured: head wide retuse in front, with an obsolete longitudinal ridge in front: clypeus retuse, broad: *eyes black*: *thorax* with the sides expanded, flattened and *pale*; the hinder angles slightly elevated: *elytra* rather finely punctured and somewhat pubescent, half as long as the abdomen, which is slightly convex, very finely punctured, and has the sides a little elevated: *legs* and *antennæ* *pale* testaceous.

Near London and in Suffolk.

Sp. 3. *flavus*. *Flavus, punctulatus, oculis nigris, thorace lineâ dorsali exarata, capite anticè retuso.* (Long. corp. 1 lin.)

Me. *flavus*. Kirby MSS.—Steph. Catal. 295. No. 3221.

*Pale*-yellow, obscure, punctured and nearly glabrous: head scarcely narrower than the thorax, transverse, clypeus retuse or emarginate: *eyes black*: *thorax* somewhat parallelogrammic, with the sides margined and very much flattened, impressed; the disc punctate, with a smooth longitudinal central line: *elytra* twice as long as the thorax and margined: abdomen convex, its sides margined: *legs* very pale: *antennæ* nearly as long as the thorax, *fuscous*, with the terminal joint red and obtuse. Probably a variety of the foregoing insect.

Found sparingly within the metropolitan district. “Taken in a ditch at Spexhall in Suffolk.”—*Kirby MSS.*

B. With the femora simple, slender.

Sp. 4. depressus. *Niger, depressus, thorace canaliculato, margine obsolete sinuato, pedibus rufis.* (Long. corp. 1 lin.)

Sta. depressus. *Paykull.*—*Me. depressus.* *Steph. Catal.* 295. No. 3222.

Pitchy-black, depressed, rather obscure: head narrower than the thorax, punctured, with a slightly elevated longitudinal ridge in the middle: *thorax* truncate in front and behind, the lateral margins somewhat curved, each having two rather obsolete sinuations; the posterior angles emarginate, disc punctured, and with a longitudinal impressed dorsal line: elytra very thickly punctured: abdomen slightly punctured: legs red: antennæ as long as the thorax.

Found not uncommonly within the metropolitan district; also in Suffolk and in Devonshire. “Crwmllyn Bog, by Dr. Leach.”—*L. W. Dillwyn, Esq.*

Sp. 5. emarginatus. *Nigro-piceus, depressus, thorace canaliculato, angulis posticis emarginatis, lateribus haud sinuatis.* (Long. corp. 1¼ lin.)

*Me. emarginatus.* *Kirby MSS.*—*Steph. Catal.* 295. No. 3223.

Pitchy-black, obscure, depressed: head punctured, with a longitudinal frontal ridge: *thorax* with the lateral margins reddish, but not sinuated, the posterior angle notched, disc with a dorsal channel, and punctured: elytra pitchy, very thickly punctured, half the length of the abdomen: legs red: antennæ dusky.

The lateral margins of the thorax are sometimes concolorous with the disc, and the femora are occasionally dusky or pitchy-black.

Found in boleti, dung, &c. within the metropolitan district, and in Suffolk. “Woodland, Devon.”—*Dr. Leach.* “Raehills.”—*Rev. W. Little.*

Sp. 6. macropterus. *Niger, subpubescens, antennis fuscis basi pedibusque rufotestaceis, palpis fuscis, thorace subpunctato.* (Long. corp. 1 lin.)

*Omal. macropterus.* *Gravenhorst.*—*Me. macropterus.* *Steph. Catal.* 295. No. 3224.

Black, slightly pubescent: head subtriangular, finely punctured, with a faint fovea on each side near the eyes: *thorax* very short, and very finely punctured, rather convex, with an obsolete impression behind, the posterior angles acute: elytra thickly and delicately rugose-punctate, with the



extreme apex reddish; abdomen very finely punctulated, black, with its apex pitchy: *legs* slender, *ferruginous*: *antennæ dusky*, the two basal joints *ferruginous*: *palpi* fuscous.

Far from uncommon within the metropolitan district; found also in Devonshire, Salop, Norfolk, the New Forest, &c. "Sketty Bog."  
—L. W. Dillwyn, Esq.

Sp. 7. *pusillus*. *Niger, subtilissimè punctulatus, antennis elytris pedibusque piceis, thorace obsolete canaliculato.* (Long. corp.  $\frac{3}{4}$  lin.)

Me. *pusillus*. *Steph. Catal. 295. No. 3225.*

*Black*, slightly shining and pubescent, and very *finely punctured*: head narrower than the front of the thorax, with a faint impression on each side: thorax with a distinct dorsal channel, extending from base to apex: hinder angles acute: *elytra pitchy*, more distinctly punctured than the thorax, about half the length of the abdomen, the apex of which is very acute and pitchy-red: *legs dull pitchy*: *antennæ* the same.

Found in the New Forest, Hants.

Sp. 8. *marginatus*. *Nigro-piceus, elytris dilutioribus confertissimè punctatus, thorace canaliculato, lateribus latis ferrugineo-hyalinis, antennis basi pedibusque pallide rufis.* (Long. corp.  $\frac{3}{4}$  lin.)

Me. *marginatus*. *Steph. Catal. 295. No. 3226.*

*Pitchy-black*, thickly and rather coarsely punctured: head broad, triangular, with a distinct longitudinal ridge: eyes deep black: *thorax* short, with a distinct dorsal channel, the lateral margins rounded, elevated, broad, and of a somewhat transparent *rust colour*, the hinder angles entire: *elytra reddish-pitchy*, coarsely punctured, depressed at the base of the suture: abdomen short, acute, rather finely punctured: *legs* pale rufous: *antennæ black*, with the basal joints *rufous*.

Taken in Essex near "Southend."—Rev. F. W. Hope.

Sp. 9. *affinis*. *Piceus, thorace rufescenti, lateribus dilutioribus, elytris crèbre punctatis, pedibus antennisque rufis.* (Long. corp.  $\frac{3}{4}$  lin.)

Me. *affinis*. *Steph. Catal. 295. No. 3227.*

*Pitchy*, rather coarsely and thickly punctured: head wide, with a distinct dorsal ridge: *eyes black*: thorax reddish, with the lateral margins expanded, flat, pale, the hinder angles entire; disc with a faint dorsal channel; *elytra* rather depressed, more than half the length of the abdomen, *thickly punctured*, the outer apical angle somewhat acute: abdomen acute, its apex pale pitchy-red: *legs and antennæ pale red*.

Found in Devonshire.

GENUS DXLI.—PROTEINUS, *Latreille*.

*Antennæ* distinctly clavate, the basal joint very large, obconic, the second slightly thickened, short, five following short, nodose, three next distinctly larger, perfoliate, the terminal one still larger, ovate, subacuminate. *Palpi* maxillary subulate, the penultimate joint incrassated, the apical one slender, acicular: *head* triangular: *eyes* prominent: *thorax* very short, transverse, truncate before and behind, anterior angles deflexed, posterior straight, somewhat acute: *scutellum* minute: *elytra* simple, short, half as long as the abdomen: *body* short, more or less ovate: *legs* slender, simple; tarsi pentamerous.

From most of the genera of this family the present genus may be known by the superior length of the elytra, which are above half that of the abdomen and sometimes more; their form is ovate, and the antennæ are distinctly clavate, the three terminal joints forming the club: they reside in fungi and beneath moss, &c., are found at all times, though chiefly in the spring and summer.

Sp. 1. brachypterus. *Ater, subpubescens, antennis articulo primo, palpis pedibusque testaceis.* (Long. corp.  $\frac{3}{4}$  lin.)

Der. brachypterus. *Paykull.*—Pr. brachypterus. *Steph. Catal.* 295. No. 3228.

*Black*, slightly pubescent: head prominent, nearly triangular, with a minute fovea on each side: thorax truncate before and behind, smooth, with a small fovea in front of the suture: the hinder angles acute, the lateral margins ferruginous: elytra black, finely rugose-punctate, with the hinder margins obscurely reddish: abdomen shining, smooth, with the lateral margins elevated, the apex acute and pitchy-red: legs slender, pale rufous: *antennæ black*, with the basal joint testaceous: palpi testaceous.

Found, but not very abundantly, in the vicinity of the metropolis: also taken in Suffolk, Norfolk, and Devonshire. “In putrid fungi in the woods at Penllergare.”—*L. W. Dillwyn, Esq.* “Raehills.”—*Rev. W. Little.*

Sp. 2. clavicornis. *Oblongus, niger, lævis, antennis capitato-clavatis nigris, pedibus ferrugineis.* (Long. corp.  $\frac{2}{3}$  lin.)

Pr. clavicornis. *Kirby MSS.*—*Steph. Catal.* 295. No. 3229.

*Oblong, black*, slightly shining, serrate, rather convex: head unequal, narrower than the thorax, with a slight fovea on each side: thorax with the base and apex truncate, the disc slightly convex, smooth: elytra more than twice as long as the thorax, smooth, with their apex concolorous: abdomen very short,

its apex mucronated: *legs ferruginous: antennæ black*, with a distinct triarticulate club, the terminal joint being very obtuse.

Taken within the metropolitan district and in Suffolk. "In boleti, Oakhampton, Somerset."—*Dr. Leach*.

Sp. 3. *ovalis*. *Ovalis, ater, nitidus, læviusculus, pedibus ferrugineis*. (Long. corp.  $\frac{2}{3}$  lin.)

Pr. *ovalis*. *Kirby MSS.—Steph. Catal. 295. No. 3230.*

*Body short, oval, very black and smooth, rather depressed and shining: head unequal, narrower than the thorax: eyes prominent: thorax short, truncate in front and behind, the anterior angles rounded, the hinder faintly notched, the disc scarcely punctured: elytra more than twice as long as the thorax, very finely punctured, sometimes pitchy: abdomen very short: legs ferruginous: antennæ black, with the terminal joint longest.*

Inhabits the neighbourhood of London, and also Suffolk and Devonshire. "Raehills."—*Rev. W. Little*.

#### GENUS DXLII.—ANTHOBIUM, *Leach*.

*Antennæ* placed at the sides of the head, near a tubercle on the margin, increasing nearly from the base to the apex, the basal joint large oblong-clavate, second small obconic, two following slender, short, clavate, the remainder obconic or turbinate, the terminal one being largest, ovate, acuminate, or somewhat cordate. *Palpi* maxillary with the apical joint conic, slightly acuminate, or fusiform: *labrum* very narrow, transverse: *mandibles* short, incurved: *head* broad, triangular, longitudinally depressed above: *eyes* hemispheric, lateral: *thorax* transverse, somewhat quadrangular, not narrowed behind, the sides margined, and curved: *elytra* covering the greater portion of the abdomen, the sides acutely margined: *body* short, ovate: *abdomen* dilated, with the apex mucronated: *legs* slender; *femora* sublinear and a little compressed; *tibiæ* simple, somewhat trigonal; *tarsi* pentamerous.

This genus, to which I have retained Dr. Leach's original appellation, as the type of *Omalium* yet remains in that genus, may be known by the superior length of the elytra; the broad, ovate, body; short, transverse, thorax, which is rarely, and then but indistinctly, narrowed behind, without descending to less obvious distinctions: the species, as the name implies, are very frequently found in flowers, some of them almost exclusively so, though others frequent dung, fungi, mosses, and the usual resorts of the *Brachelytra*; and are also

found under stones in dry or gravelly situations at all times, but chiefly in the spring.

Sp. 1. *nigricorne*. *Nigrum, subnitidum, elytris piceis subtilissimè et creberrimè punctulatis, pedibus pallide testaceis.* (Long. corp. 1 lin.)

An. *nigricorne*. *Steph. Catal. 295. No. 3231.*

*Black*, slightly shining, glabrous: head triangular, much narrower than the thorax, faintly depressed on each side near the eyes; the latter prominent: thorax with the sides dilated a little before the middle, the disc slightly convex and pitchy behind: *elytra pitchy*, distinctly punctured, and slightly pubescent, the hinder outer angles rounded: abdomen deep glossy black, about as long as the elytra, with a strong raised margin, the apex acute: *legs pale testaceous: antennæ totally black.*

Found near London, and in Devonshire, apparently not very common.

Sp. 2. *subsulcatum*. *Nigrum, subnitidum, elytris atro-piceis, subtilissime punctulatis, thorace obsolete canaliculato; pedibus piceis.* (Long. corp. 1¼ lin.)

An. *subsulcatum*. *Steph. Catal. 295. No. 3232.*

*Black*, slightly shining, glabrous: head depressed, with an impression on each side behind near the eyes, the latter slightly prominent: *thorax* a little narrowed towards the base, the disc slightly convex and *with a very faint dorsal channel*: elytra above half the length of the abdomen, deep pitchy-black, and very finely punctured throughout, the outer apex rather acute: abdomen glossy black, somewhat convex, acutely margined and sharp at the apex: *legs pitchy: antennæ reddish-pitchy.*

Also found near London, as well as in Devonshire and Somersetshire.

Sp. 3. *sulculum*. *Nigrum, punctatum, capite læviusculo, thorace canaliculato, elytris piceis puncto-striatis, pedibus rufis.* (Long. corp. ¼ lin.)

Om. *sulculum*. *Kirby MSS.—An. sulculum. Steph. Catal. 295. No. 3232.*

*Black*, rather shining, punctulated, glabrous: head triangular, narrower than the thorax, smooth: eyes very slightly prominent: *thorax with a distinct longitudinal dorsal channel*, rather widest in front, the sides rounded and margined: scutellum minute: elytra pitchy, punctate-striate, with the outer angles rounded: abdomen broad, and twice as short as the elytra, smooth, very strongly margined, the apex pitchy-red: *legs red: antennæ dusky, with the base pale.*

From the Marshamian cabinet; I have specimens also from Somersetshire and from Norfolk. “Found in cow-dung by Mr. Spence.”  
—*Kirby MSS.*

Sp. 4. nitidum. *Atrum, nitidum, elytris subpiceis obsolete punctulatis, antennis basi pedibusque nigro-piceis.* (Long. corp. 1 lin.)

An. nitidum. *Steph. Catal. 295. No. 3234.*

*Deep shining black, glabrous: head nearly as wide as the thorax, with a very faint impression on each side behind: thorax slightly convex, impunctate, rather widest behind, and the hinder angles a little rounded and somewhat pitchy: elytra ample, deep pitchy-black, very obscurely punctured, and faintly depressed towards the base of the suture, the outer angles rounded: abdomen about two-thirds as long as the elytra, very strongly margined, the apex not very acute: legs pitchy: antennæ also pitchy.*

Found within the metropolitan district, but I know not the exact locality.

Sp. 5. Ranunculi. *Nigrum, nitidiusculum, elytris nigricantibus apice mucronatis, antennis basi pedibusque testaceis.* (Long. corp.  $\frac{3}{4}$ — $1\frac{1}{4}$  lin.)

Om. Ranunculi. *Gravenhorst.*—An. Ranunculi. *Steph. Catal. 295. No. 3235.*

*Pitchy-black, rather shining and glabrous: head narrower than the thorax, with an impressed longitudinal line near each eye, scarcely punctured: mouth reddish: eyes prominent: thorax somewhat obcordate-quadrate, with the lateral margins slightly expanded and flattened, very minutely punctured: elytra pitchy, twice as long as the thorax, conspicuously punctured, the apex rounded, and in one sex mucronated without: abdomen slightly margined, darker than the rest of the body, the apex mucronated: legs testaceous: antennæ shorter than the thorax, the basal joint red, the remainder black.*

Apparently not uncommon in the northern parts of England, having been frequently captured in Yorkshire: it likewise occurs in Norfolk, Suffolk, and Devonshire: it seems to be not very common near London. “The Crwmllyn-burrows, &c.”—*L. W. Dillwyn, Esq.*

Sp. 6. picipenne. *Oblongum, nigrum, depressum, elytris piceis, pedibus antennisque basi testaceis.* (Long. corp. 1— $1\frac{1}{2}$  lin.)

Ann. picipenne. *Kirby MSS.*—An. picipenne. *Steph. Catal. 295. No. 3236.*

*Oblong, black, considerably depressed, slightly glossy, glabrous: head much narrower than the thorax, unequal; nape thick: eyes prominent: thorax truncate in front and behind, rather narrowed behind, smooth, the sides slightly margined: elytra nearly twice as long as the thorax, slightly inflexed, very faintly punctulated, of a livid-black, or pitchy, with the under margin testaceous, the apex mucronated outwardly in one sex, rounded in the other: abdomen short, black, the apex pitchy: legs fulvous: antennæ black, with the base testaceous.*

Found in Norfolk and in Yorkshire: it may possibly be a mere variety of the immediately preceding species.

Sp. 7. *ruficorne*. *Latum, rufo-piceum, subnitidum; clytris rugoso-punctatis, thoracis limbo pedibus antennisque rufis.* (Long. corp.  $1\frac{1}{2}$  lin.)

Om. *ruficorne*. *Marsham?* An. *ruficorne*. *Steph. Catal.* 295. No. 3237.

*Broad, pitchy-red, slightly shining, glabrous: head wide, with a distinct longitudinal furrow, and two small impressions behind: eyes slightly prominent: thorax ample, the disc punctured, with a faint abbreviated dorsal furrow behind; the margins of a pale pitchy-red: clytra rather ruggedly-punctured, the punctures placed somewhat in striæ, the outer angles rounded, the inner acute: abdomen very short, black, acute, faintly margined: legs red: antennæ also red, dusky towards the apex.*

From the Marshamian collection: its locality is unknown to me.

Sp. 8. *Sorbi*. *Testaceum, clytris flavescentibus, antennis apice fusciscentibus, abdomine atro, thorace subcanaliculato.* (Long. corp.  $\frac{3}{4}$ —1 lin.)

Om. *Sorbi*. *Gyllenhal.*—An. *Sorbi*. *Steph. Catal.* 296. No. 3238.

*Testaceous, rather smooth, glabrous: head somewhat triangular, narrower than the thorax, unequal, rather obscure: eyes black: thorax longer than the head, a little notched in front, the emargination forming the segment of a circle, somewhat truncate behind, the sides rounded and slightly margined, the disc with an obsolete dorsal channel and obscure: elytra very minutely and indistinctly punctured, yellowish: abdomen rather longer than the elytra, dilated, deep shining black: legs pale testaceous: antennæ also testaceous, with the four terminal joints dusky.*

Inhabits flowers in the vicinity of London, rather abundantly: also found in Devonshire, Suffolk, &c. “Raehills.”—*Rev. W. Little*.

Sp. 9. *luteum*. *Rufo-testaceum, elytris flavis, oculis antennisque apice nigris.* (Long. corp. 1 lin.)

Sil. *lutea*. *Marsham.*—An. *luteum*. *Steph. Nomen.* 2d edit. col. 107.—An. *Ulmariæ*. *Steph. Catal.* 296. No. 3239.

Body somewhat wedge-shaped, *testaceous-red, glabrous: head triangular, unequal: eyes black: thorax subquadrate, scarcely punctured, slightly convex: elytra pale yellow, twice as long as the thorax, very finely and thickly punctulate: abdomen two-thirds shorter than the elytra: legs yellow: antennæ longer than the thorax, testaceous, with the apex black.*

It is possible that this may be only an immature state of the immediately preceding species.

Abundant within the metropolitan district during the spring, on

flowers: taken also in Devonshire and near Bristol. "Once taken rather plentifully on the flowers of the *Heraclium* on the banks of the Gipping."—*Kirby MSS.* "Frequent (near Swansea)."—*L. W. Dillwyn, Esq.* "Raehills."—*Rev. W. Little.*

Sp. 10. *ophthalmicum.* *Testaceum, abdomine, antennis apice oculisque nigris, elytris flavis.* (Long. corp.  $\frac{3}{4}$  lin.)

Sta. *ophthalmicus.* *Paykull.*—An. *ophthalmicum.* *Steph. Catal.* 296. No. 3240.

*Testaceous, glabrous: head smooth: eyes very prominent, black: thorax broader than long, with the angles rounded, rather smooth, without a dorsal channel: elytra yellowish, very finely punctulate, shining, covering above two-thirds of the abdomen, the latter mucronated and deep shining black: legs testaceous: antennæ as long as the thorax, testaceous, with the apex black.*

Common within the metropolitan district in flowers. "Taken abundantly on the flowers of the Whitethorn, in 1803, near Great Blakenham, Suffolk."—*Kirby MSS.* "Raehills."—*Rev. W. Little.*

Sp. 11. *torquatum.* *Ferrugineum, abdomine epigastrio nuchâ antennisque apice nigris, elytris flavescentibus.* (Long. corp. 1 lin.)

Sil. *torquata.* *Marsham.*—An. *torquatum.* *Steph. Catal.* 296. No. 3241.

*Ferruginous, glabrous: head with two impressions behind: nape black: eyes prominent, also black: thorax rather short, truncate in front and behind, with the sides rounded and slightly margined, rather narrowed posteriorly; the disc with an obsolete dorsal furrow: elytra twice as long as the thorax, widest at the apex, finely and thickly punctured: abdomen black, shining: breast black; sternum red: legs testaceous: antennæ black, with the base testaceous: palpi testaceous.*

Also common in the vicinity of the metropolis, and in other parts of the country, as Devonshire, Suffolk, &c. "Common (near Swansea)."—*L. W. Dillwyn, Esq.* "Raehills."—*Rev. W. Little.*

Sp. 12. *mucronatum.* *Ferrugineum, abdomine antennisque apice nigris, elytris flavescentibus mucronatis.* (Long. corp.  $1\frac{1}{4}$  lin.)

Om. *mucronatum.* *Kirby MSS.*—An. *mucronatum.* *Steph. Catal.* 296. No. 3242.

*Ferruginous, glabrous: head with two impressions behind: eyes prominent, black: thorax as in An. torquatum: elytra yellowish, with the apex obliquely truncate, and at the suture becoming mucronated: abdomen black, with its tip acutely mucronated: legs pale testaceous: antennæ moderate, testaceous, with the tip black.*

Probably the other sex of the former insect *An. torquatum*.

Found in the neighbourhood of London; also in Devonshire, near Bristol, in Suffolk, Norfolk, Yorkshire, &c.

Sp. 13. *brunneum*. *Rufo-brunneum, capite nigricanti posticè bifoveolato, thorace nitido, elytris obsoletè substriatis*. (Long. corp.  $1\frac{1}{4}$  lin.)

*An. brunneum*. *Steph. Catal.* 296. No. 3243.

*Red-brown*, shining, glabrous: *head dusky*, or black, somewhat triangular, with two conspicuous foveæ behind: eyes dusky-black, moderately prominent: *thorax* short, truncate in front and behind, the sides rounded, the disc *glossy red*, very finely punctured, with a small fovea at the base on each side: *elytra* rather long, convex, widest behind, finely punctured, the punctures closely disposed in striæ, the apex a little dusky: abdomen smooth, with the margins of the segments reddish, the apex obtuse: legs pale ferruginous; antennæ the same, dusky at the apex.

Found within the metropolitan district, apparently not very common.

Sp. 14. *ruficolle*. *Ferrugineum, thorace canaliculato elytrisq̄ue flavescensibus, capite nigro*. (Long. corp.  $1\frac{1}{4}$  lin.)

*Sil. ruficollis*. *Panzer*.—*An. canaliculatum*. *Steph. Catal.* 296. No. 3244.  
—*An. ruficolle*. *Steph. Nomen.* 2d. edit. col. 107.

*Ferruginous*, glabrous: *head black*: eyes prominent: *thorax yellowish-red*, very thickly punctured, truncate behind, the anterior edge forming an inverted segment of a circle, the sides rounded and margined, the disc with a dorsal channel, abbreviated before and behind, and with two impressions towards the base: *elytra yellowish*, twice as long as the thorax, and a little shorter than the abdomen, the disc very much punctured, the punctures somewhat disposed in striæ: legs testaceous-yellow; breast yellowish: antennæ black, with the base testaceous.

From Marsham's cabinet: I am not aware of its locality.

Sp. 15. *tectum*. *Nigrum, nitidum, elytris pedibusque sordide flavo-testaceis, abdomine brevissimo*. (Long. corp.  $1\frac{1}{2}$  lin.)

*Sta. tectus*. *Paykull*.—*An. tectum*. *Steph. Catal.* 296. No. 3245.

*Black*, shining: head smooth, with two frontal impressions: eyes large, somewhat prominent: *thorax pitchy-black*, very finely punctured, broader than long, the angles rounded, and the sides margined: *elytra covering more than two-thirds of the abdomen, dull yellow, very minutely punctured*: abdomen strongly mucronated: legs dull testaceous: antennæ as long as the thorax, hairy, dusky, with the base red.



Not a very abundant species; found in the neighbourhood of London occasionally, and in Norfolk and Suffolk. "Taken near Beverley in Yorkshire, by Mr. Spence, in cow-dung."—*Kirby MSS.*

Sp. 16. piceum. *Fusco-ferrugineum, punctatum, thorace transverso, posticè impresso, pedibus rufis.* (Long. corp. 2 lin.)

Om. piceum. *Gyllenhall, Ins. Succ. ii. 200.*—An. grossum. *Steph. Catal. 296. No. 3246.*—An. piceum. *Steph. Nomen. 2d edit. col. 107.*

*Broad, dusky-ferruginous, or pitchy, very glossy: head subtriangular, narrower than the thorax, punctured: eyes prominent, black: thorax transverse, rather convex, longer than the head, punctured, slightly impressed behind, and the sides of the disc broad and flattened: elytra more than twice as long as the thorax, convex, punctured, with the apex rather widest: abdomen a little longer than the elytra, rusty-brown, with the apex red, smooth: legs red: antennæ nearly as long as the thorax, red, dusky in the middle, slightly pilose.*

Found occasionally in the gravel pits at Coombe Wood and in other places within the metropolitan district; also in Devonshire, Norfolk, and Suffolk. "Taken in the autumn of 1806 by Mr. Paul in rotten wood."—*Kirby MSS.* "Raehills."—*Rev. W. Little.*

Sp. 17. consimile. *Nigro-piceum, nitidum, antennis pedibusque ferrugineis, thorace valdè convexo posticè subangustato.* (Long. corp. 1 $\frac{3}{4}$  lin.)

Om. consimile. *Gyllenhall, Ins. Succ. ii. 199.*—An. consimile. *Steph. Nomen. 2d edit. col. 107.*

*Pitchy-black, shining, glabrous: head rounded, very thickly punctured, with an impression on each side; eyes brown: thorax subquadrate, truncate in front, the sides rounded and a little narrowed behind, the base somewhat emarginate in the middle, disc very convex, shining black, with the margins pitchy, throughout thickly and rather deeply punctured, with an obscure fovea before the scutellum and on each side behind: elytra above twice as long as the thorax, a little dilated behind, the disc deeply punctured, the punctures somewhat disposed in striæ towards the suture, pitchy-black, with the apex paler: abdomen rather smooth, with the tip ferruginous: legs ferruginous: antennæ the same.*

The only example I have seen of this insect, which is in my cabinet, was taken in the south of Scotland.

Sp. 18. melanocephalum. *Rufo-piceum, capite saturatiori, thorace clytris pedibusque flavescens.* (Long. corp. 1 $\frac{1}{4}$  lin.)

Sta. melanocephalus. *Olivier?*—An. melanocephalum. *Steph. Catal. 296. No. 3247.*

*Pitchy-red*, glabrous, slightly shining: *head dusky*, with an obscure impressed line behind: *thorax* yellowish, truncate anteriorly and posteriorly, with an obsolete abbreviated dorsal line, the disc *punctured*; *elytra* also yellowish, *minutely*, and simply *punctured*; nearly covering two-thirds of the abdomen, the latter reddish: *legs pale* yellowish: antennæ the same.

Taken occasionally near London, and in Suffolk and Devonshire.

Sp. 19. *assimile*. *Ferrugineum*, *capite*, *thorace*, *elytris* *que punctulatis* *abdomine brevi*. (Long. corp.  $1\frac{1}{4}$  lin.)

Sta. *assimilis*. *Paykull*.—An. *assimile*. *Steph. Catal.* 296. No. 3248.

*Ferruginous*, glabrous, rather shining: *head* unequal, *punctured*, with two impressions in front, and an obscure transverse line behind: *eyes* black: *thorax* truncate in front and behind, the sides rounded and margined, the disc rather convex, with a somewhat obsolete dorsal line in front: *elytra* covering about two-thirds of the abdomen, *very much punctured*, not striated: abdomen short, smooth: *legs testaceous*: antennæ as long as the thorax, ferruginous, pilose.

Found within the metropolitan district and in Suffolk.

Sp. 20. *atrocephalum*. *Rufo-testaceum*, *nitidum*, *profundè punctatum*, *capite nigro*, *thorace transverso obsolete canaliculato*, *foveolatoque*, *elytris amplis abdomine ferè tegetibus*. (Long. corp.  $1\frac{1}{4}$  lin.)

Om. *atrocephalum*. *Gyllenhal*.—An. *atrocephalum*. *Steph. Catal.* 296. No. 3249.

*Testaceous-red*, shining, *deeply punctured*: *head* black, unequal; *mouth* reddish: *eyes* black: *thorax* transverse, slightly emarginate in front, the sides rounded, with the angles nearly straight, the disc *convex*, with a faint dorsal channel, and two obscure foveæ at the base: *elytra* ample, dilated behind, covering the greater portion of the abdomen, slightly convex, the apex truncate, disc *deeply punctured*, the punctures somewhat disposed in *striæ* towards the suture: abdomen very short, obscure: *legs testaceous*, antennæ reddish within; *dusky* towards the apex.

Not very common; found sometimes at Coombe Wood, and in other places within the metropolitan district.

Sp. 21. *longipenne*. *Griseum*, *punctulatissimum*, *capite* *antennis* *abdomineque nigris*, *thorace utrinque puncto impresso*. (Long. corp.  $1\frac{1}{2}$ — $1\frac{3}{4}$  lin.)

On. *longipenne*. *Kirby MSS*.—An. *longipenne*. *Steph. Catal.* 296. No. 3250.

*Griseous*, very glabrous, rather shining: *head* subtriangular, very much punctured, pitchy, or black, with an impression on each side: *eyes* black, prominent: *thorax* transverse, quadrangular, with the sides rounded and mar-

gined; the disc thickly punctured, and a larger *puncture on each side* towards the base, the anterior margin somewhat circularly excised: *elytra rather shorter than the abdomen*, very much punctured, widened at the apex and depressed, the outer angles rounded; *abdomen blackish*, with the apex pitchy-red: legs testaceous: *antennæ black*, with the base testaceous.

The abdomen in one sex is mucronated.

Not common; found in Norfolk and Suffolk, and occasionally near London.

Sp. 22. unicolor. *Testaceum, oculis antennisque apice nigris, elytris punctulatissimis.* (Long. corp.  $1\frac{3}{4}$  lin.)

Sta. unicolor. *Marsham.*—An. unicolor. *Steph. Catal.* 296. No. 3251.

*Testaceous*, glabrous, shining: *head smooth*, with two fine impressions: *eyes black*: thorax posteriorly truncate, anteriorly somewhat circularly excised, the sides margined, the disc slightly convex, and much punctured, with a smooth impression on each side in front: *elytra* nearly covering the abdomen, dull yellow, and *thickly punctured*, the punctures somewhat disposed in lines, the outer angles rounded: abdomen short, mucronated in one sex: legs testaceous; antennæ the same, with the tips black.

Not uncommon within the metropolitan district: found also in Norfolk, Suffolk, and Devonshire.

Sp. 23. inflatum. *Ovatum, valdè convexum, rufo-testaceum, nitidum, profundius crebrè punctatum, capite elytrisque piceis.* (Long. corp.  $1\frac{1}{4}$  lin.)

Om. inflatum. *Gyllenhal, Ins. Suec.* iii. 700.—An. inflatum. *Steph. Nomen.* 2d edit. col. 107.

*Ovate*, very *convex*, shining, *testaceous-red*, nearly glabrous and rather *deeply punctured*: *head* somewhat triangular, *pitchy*, with a very obsolete fovea on each side between the eyes: thorax short, truncate before and behind, the sides margined and dilated in the middle, the disc very convex, thickly punctured: *elytra* three times as long as the thorax, a little dilated towards the apex, which is truncate, with the outer angles rounded; disc moderately punctured, *pitchy*, rather *pale anteriorly*: abdomen short, broad, acuminate, pale beneath: legs *pale testaceous*: *antennæ ferruginous*.

Not common; found in the vicinity of London.

Sp. 24. nigriventre. *Flavo-testaceum, subtilissimè punctatissimum, capite fuscanti, abdomine nigro apice flavo.* (Long. corp.  $1\frac{1}{2}$  lin.)

An. nigriventre. *Steph. Catal.* 296. No. 3252.

*Testaceous-yellow*, slightly shining, very finely punctured: *head dusky*, with a deep impression on each side, the intermediate space elevated and

smoother than the foveæ: *eyes black*: thorax with the hinder angles rounded; the disc very thickly punctured, but not channelled, nor pitted: elytra thrice as long as the abdomen, thickly, but finely punctured: *abdomen deep glossy black*, smooth, with *the apex yellow*: legs pale yellow: antennæ the same, with the apex dusky.

Found, but not commonly, in the neighbourhood of London.

### GENUS DXLIII.—CORYPHIUM, Kirby MSS.

*Antennæ* gradually thickening from the base to the apex, the basal joint largest, very thick, attenuated at the base, the two next slender clavate, remainder turbinate, the extreme one being conic-ovate. *Palpi* very short; maxillary with the penultimate joint rounded, the terminal one very much incrassated, clavate, with the apex truncate: *labrum* short, transverse: *mandibles* incurved, acute, unidentate in the middle of the inner edge: *mentum* subtriangular: *head* triangular, unequal above: *eyes* lateral, prominent: *thorax* not so wide as the head, obcordate, with the sides somewhat margined: *body* depressed, of a linear wedge-form: *abdomen* dilated, margined, with the apex simply mucronated: *legs* slender; *femora* linear; *tibiæ* simple; *tarsi* filiform, pentamerous.

From the other genera of this family the present genus may be known externally by having the head wider than the thorax, the latter being narrowed behind, the body oblong, the terminal joint of the palpi incrassated, with the apex truncate, &c.: one species only has been observed.

Sp. 1. angusticolle. *Nigrum, nitidiusculum, subpubescens, antennis basi pedibusque testaceis.* (Long. corp. 1½ lin.)

Co. angusticolle. Kirby MSS.—*Steph. Catal.* 296. No. 3253.

Black, or pitchy-black, rather shining, nearly glabrous: head rather wider than the thorax, very much punctured, and with two foveæ in front between the eyes: thorax scarcely longer than the head, also much punctured, somewhat rugged longitudinally, with a slight scattered pubescence: elytra above twice the length of the thorax, slightly pubescent and very thickly punctulated: abdomen broad, acutely margined, its apex mucronated: legs testaceous, pitchy: antennæ black, with the base testaceous.

Not common; found rarely within the metropolitan district; also taken in Suffolk. "Taken near Ipswich and near Levington by Mr. Sheppard."—*Kirby MSS.*

GENUS DXLIV.—COPROPHILUS, *Latreille*.

*Antennæ* inserted before the eyes on the lateral margin of the head, gradually thickening from the base to the apex, the basal joint very large, thick, clavate, the two next clavate, the three following subglobose, the remainder turbinate, with the terminal one ovate-obtuse. *Palpi* very short, filiform, rather stout; maxillary with the extreme joint longest, conic, with the apex truncate; labial also with the apical joint truncate: *labrum* transverse, slightly emarginate in front: *mandibles* exerted, forcipate, incurved, acute, simple: *mentum* transverse: *head* somewhat triangular: *eyes* small, slightly prominent: *thorax* subquadrate, widest and notched in front, straight behind, the sides slightly margined; the disc sculptured: *body* linear, elongate: *abdomen* obsolete mucronated: *legs* slender: *femora* compressed; *tibiæ* setose without; the apex with two spines; *tarsi* filiform, five-jointed.

This genus may be recognised by having the *tibiæ* spinulose, and the thorax at the same time subquadrate, longitudinally sculptured and widest in front, the basal joint of the antennæ elongate and forming with the following a kind of elbow, the palpi short, filiform, the body linear, broad, rather obtuse, depressed, &c.

Sp. 1. striatulus. *Niger, nitidus, thorace unisulcato posticè impresso, elytris striatis, tarsi rufescentibus.* (Long, corp.  $2\frac{1}{4}$ — $2\frac{1}{2}$  lin.)

Sta. striatulus. *Fabricius*.—Elon. striatulum. *Steph. Catal.* 296. No. 3254.  
Co. striatulus.—*Steph. Nomen.* 2d edit. col. 107.

Black, or pitchy-black, shining, rather glabrous: head narrower than the thorax, punctulate, with an impression on each side between the eyes, and tuberculate between the antennæ: thorax punctulate, with a dorsal furrow, and two oblique approximating foveæ behind: elytra longer and wider than the thorax, faintly striated, the striæ and apex punctured: abdomen slightly pubescent beneath: legs pitchy-black, or pitchy, with the tarsi reddish: antennæ dusky or black: palpi red.

Moderately common within the metropolitan district during the spring months, being often taken flying in gardens, roads, &c. in the immediate vicinity of London, as Brompton, Chelsea, Lambeth, &c.: frequent in my own garden. “Barham.”—*Kirby MSS.*

GENUS DXLV.—OMALIUM, *Gravenhorst*.

*Antennæ* placed on the lateral margin of the head before the eyes, the basal joint large, thick, obconic, the second short, rather thick, the third slender, longer, obconic, two following small, short, five next gradually thickened,

pilose, terminal larger, ovate acuminate. *Palpi* nearly filiform, moderately thickened, the terminal joint acute: *labrum* entire: *head* triangular, tumid in front: *eyes* large, globose: *thorax* short, obcordate or transverse, slightly narrowed behind: *body* oblong, somewhat depressed: *abdomen* about twice as long as the elytra, its apex distinctly mucronated: *legs* moderate; *tibiæ* simple at the apex, their outer edge slightly setose: *tarsi* simple, pentamerous.

Omalius in its restricted form, of which *O. planum* appears to be the type, differs by having the body oblong depressed, the thorax short, transverse, slightly narrowed behind, the elytra scarcely half the length of the abdomen, the tibiæ simple; the antennæ are short, somewhat dissimilar to those of the other genera, as are also the palpi, and general habit:—the species are mostly found in fungi, or beneath the bark of trees, dung, &c.; and occasionally in flowers.

#### A. With the thorax obcordate.

Sp. 1. *planum*. *Nigrum, nitidum, subtilissimè punctulatum, antennis basi elytris pedibusque testaceo-brunneis.* (Long. corp.  $1\frac{1}{4}$  lin.)

Sta. planus. *Paykull.*—*Om. planum.* *Steph. Catal.* 297. No. 3255.

*Depressed, black, shining: head finely and thickly punctured, with two minute foveæ between the eyes and two larger ones between the antennæ: mouth red; thorax with the posterior angles acute prominent, the disc finely, but moderately, punctured, with an entire dorsal furrow, and an oblong fovea on each side at the base: elytra twice as long as the thorax, irregularly, though finely, punctured throughout, the punctures distinct, the disc testaceous-brown: abdomen rather smooth, with its apex rufescent: legs testaceous-brown: antennæ dusky-black, with the base testaceous.*

Found in Norfolk and Suffolk, and occasionally near Hertford and in other parts of the metropolitan district; also in Devonshire.

Sp. 2. *deplanatum*. *Rufo-testaceum, nitidum, subpubescens, creberrimè vagè punctatum, capite, thoracis disco, abdominisque dorso nigro-piceis.* (Long. corp.  $1\frac{2}{3}$  lin.)

*Om. deplanatum.* *Gravenhorst.*—*Steph. Catal.* 297. No. 3256.

*Testaceous-red, shining, slightly pubescent, thickly and irregularly punctured: head pitchy-black, flat, with a transverse elevated fold between the antennæ, and two small foveæ behind it: eyes black: mouth testaceous: thorax slightly convex, the hinder angles acute, not prominent, disc thickly punctured, pitchy-black, but not foveated nor furrowed: elytra slightly depressed, thickly and finely punctured, testaceous-red: abdomen pitchy-black above, with elevated margins, the terminal segments short, acuminate; beneath*

testaceous-red, the penultimate segment dusky: *legs* rufo-testaceous: antennæ the same.

The abdomen is sometimes entirely pitchy; and the elytra are occasionally dusky at the suture, or nearly black.

Taken near London; also in Norfolk and Suffolk.

Sp. 3. *concinnum*. *Nigrum, nitidiusculum, punctulatum, subpubescens, antennis, ore, elytris pedibusque ferrugineis.* (Long. corp. 2 lin.)

Sta. *concinnum*. *Marsham*.—Om. *concinnum*. *Steph. Catal. 297. No. 3257.*

*Black, rather shining, slightly pubescent, thickly punctured: head with a fovea on each side between the eyes: mouth rust-coloured: thorax slightly convex, the hinder angles acute, the disc with an obscure fovea: elytra dull ferruginous, thickly punctured: abdomen black, shining: legs ferruginous: antennæ short, also ferruginous.*

Taken within the metropolitan district; also in Norfolk and Suffolk, and in other parts of the country, apparently not very common. “Not uncommon on the sand-hills (near Swansea.)”—*L. W. Dillwyn, Esq.*

Sp. 4. *brunnipes*. *Nigrum, nitidum, subtilissimè punctulatum, abdomine piceo, segmentorum marginibus anoque rufo-piceis, pedibus brunneis.* (Long. corp. 1½ lin.)

Om. *brunnipes*. *Steph. Catal. 297. No. 3258.*

*Black, shining, very finely and thickly punctured: head broad, distinctly foveated between the eyes: mouth pitchy: thorax with the disc slightly convex, and with a faint dorsal channel, the hinder angles rounded, not prominent: elytra deep black, very finely, but thickly punctured: abdomen pitchy, with the margins of the segments and the apex pitchy-red, the latter palest: legs brown: antennæ dusky-brown, with the base pale.*

My specimens were taken near Dover in June. “In boleti, Oakhampton, Somersetshire.”—*Dr. Leach.*

Sp. 5. *monilicorne*. *Nigrum, depressum, antennis extrorsum moniliformibus basi, ore pedibusque rufis, thorace bifoveolato, elytris piceis.* (Long. corp. 1½ lin.)

Om. *monilicorne*. *Gyllenhal*.—*Steph. Catal. 297. No. 3259.*

*Depressed, black, shining, glabrous: head rather sparingly punctured, with four larger excavations placed tetragonally; eyes black: mouth and palpi testaceous: thorax with the hinder angles straight, the lateral margins expanded, the disc flat, pitchy, thickly punctured, with two oblong, nearly parallel, obscure, foveæ in the middle, towards the hinder margin: elytra*

rather above twice the length of the thorax, shining, *pitchy-brown*, very thickly punctulated: abdomen smooth, with its apex *pitchy*: *legs testaceous*: *antennæ testaceous at the base*, the apex black, *the six terminal joints moniliform*, pilose and pubescent.

Found near London; also in Suffolk and Somersetshire.

Sp. 6. *brunnipenne*. *Piceo-nigrum, nitidum, punctulatum, antennis, elytris, pedibusque brunneis*. (Long. corp.  $1\frac{1}{4}$  lin.)

Sta. *brunnipennis*. *Marsham*.—Om. *brunnipenne*. *Steph. Catal.* 297. No. 3260.

*Pitchy-black*, shining: head flat, thickly *punctulated*: mouth brown: eyes black: thorax slightly narrowed behind, its hinder angles acute, not prominent, the disc with two shallow foveæ near the middle of the hinder margin: *elytra* brown, very much punctulated, the punctures obscurely disposed in striæ: abdomen rather longer than the *elytra*: *legs brown*: *antennæ* also *brown*.

Taken in the vicinity of the metropolis; also in Suffolk and Norfolk.

Sp. 7. *picinum*. *Piceo-nigrum, glaberrimum, punctulatissimum, palpis tarsisque rufis, antennis subfiliformibus*. (Long. corp.  $1\frac{1}{4}$  lin.)

Om. *picinum*. *Kirby MSS.*—*Steph. Catal.* 297. No. 3261. Om. *picum*.—*Steph. Nomen.* 2d edit. col. 107.

*Linear, pitchy-black*, shining, very *glabrous*: head very *thickly punctured*, with two obsolete foveæ in front: eyes moderately prominent: thorax thickly punctured, with a very obsolete longitudinal furrow: *elytra* nearly as long and as wide as the abdomen, very much punctured: abdomen darker than the rest of the body, smooth: legs *pitchy*, *tarsi red*: *antennæ* shorter than the thorax, *nearly filiform*, black, with the tip obscurely reddish: *palpi reddish*.

Found near London and in Devonshire.

#### B. With the thorax subquadrate.

Sp. *brunneum*. *Rufo-brunneum, capite abdominis elytrorumque apicibus nigricantibus, elytris substriato-punctatis*. (Long. corp.  $1-1\frac{1}{2}$  lin.)

Sta. *brunneus*. *Paykull*.—Om. *brunneum*. *Steph. Catal.* 297. No. 3262.

*Red-brown*, shining, punctured: head *dusky*, punctulate, with an impression on each side, composed of the two ordinary ones nearly united: eyes black: thorax of a subquadrate obcordate form, with the sides somewhat margined, very thickly punctured, and two very obsolete impressions behind opposite to the suture: *elytra* red-brown, *with the tip dusky*, very much punctured,



the punctures towards the suture disposed in striæ, the striæ somewhat punctured: *abdomen with the margins considerably elevated, the penultimate segment pitchy-black*: legs pale testaceous-red: antennæ and palpi red. The head, apex of the abdomen, and tips and suture of the elytra, are sometimes black.

Taken within the metropolitan district. "South Creek, Norfolk." *Rev. T. Skrimshire*. "In the flowers of the whitethorn in May 1804-9."—*Kirby MSS*.

Sp. 9. iopterum. *Rufum, nitidum, capite, pectore anoque nigris, elytris dense striato-punctatis*. (Long. corp. 1—1½ lin.)

Om. iopterum. *Kirby MSS*.—*Steph. Catal.* 297. No. 3263.

*Linear, narrow, shining red*: head very thickly punctured, black above, red beneath: eyes black: thorax subquadrate, somewhat retuse in front, red-brown, thickly punctured: *elytra pitchy-black, with the shoulders and lateral margins reddish, the disc thickly punctate-striate*: abdomen as long as the elytra, with the apex black: breast pitchy-black: legs red: antennæ black, with the base red: palpi red.

This may be a variety of the preceding insect: or rather the opposite sex. The abdomen is sometimes black, and the thorax dusky.

Found near Hertford and other places within the metropolitan district; also in the New Forest, and in Devonshire and Suffolk. "Rare; in the flowers of the whitethorn."—*Kirby MSS*.

Sp. 10. sordidum. *Sordidè flavo-testaceum, subtilissimè punctulatum, antennis apice oculisque nigris*. (Long. corp. 1½ lin.)

Om. sordidum. *Kirby MSS*.—*Steph. Catal.* 298. No. 3264.

*Dull testaceous-yellow*: head equal, a little narrower than the thorax, dusky testaceous, very finely punctured: eyes black, prominent: thorax of a rounded quadrate form, very delicately punctured: elytra longer than the thorax, paler than the rest of the body, and finely punctured: abdomen dusky, nearly as long as the elytra: legs yellowish: antennæ as long as the thorax, black, with the base yellow.

Inhabits the metropolitan district, but not common. "Taken by Mr. Sheppard."—*Kirby MSS*.

Sp. 11. striatum. *Nigrum, nitidiusculum, antennis basi, ore pedibusque rufescentibus, elytris piceis punctato-striatis*. (Long. corp. 1 lin.)

Om. striatum. *Gravenhorst*.—*Steph. Catal.* 297. No. 3265.

*Black, rather shining, glabrous*: head depressed, very much punctured, coarctate behind the eyes: mouth red: thorax with the sides rounded, scarcely

widened in front, the disc thickly punctured, with a very obsolete dorsal channel: *elytra* twice as long as the thorax, pitchy-black, thickly punctured, the punctures disposed in somewhat regular *striae*: abdomen shorter than the *elytra*, smooth, dilated, with the sides acutely margined: *legs ferruginous*: *antennæ* pubescent, dusky-black, with the base reddish.

Inhabits the metropolitan district, the New Forest, and Norfolk. "Found near Barham, but amongst the rarest."—*Kirby MSS.*  
"At Penllergare."—*L. W. Dillwyn, Esq.*

Sp. 12. subpubescens. *Nigrum, nitidum, subpubescens, antennis basi pedibusque testaceis.* (Long. corp. 1 lin.)

Om. subpubescens. *Kirby MSS.*—*Steph. Catal.* 297. No. 3266.

*Linear*, shining black, clothed with a short pale silken pubescence, especially on the thorax and *elytra*: head rhomboidal, thickly punctured: thorax of a rounded obcordate form, strongly punctured, but not pitted, rather longer than the head: *elytra* scarcely twice as long as the thorax, very thickly punctured: abdomen dilated, one-third shorter than the *elytra*: *legs pale testaceous*; femora darker, posterior dusky: *antennæ* nearly as long as the thorax, black, with the base pale.

Male with the body narrower, and the thorax with two obscure impressions behind.

Found within the metropolitan district, not common; also in Yorkshire and Suffolk. "Taken on the oak, May 1804, by Mr. Sheppard; also by Mr. Simpson."—*Kirby MSS.*

Sp. 13. exiguum. *Nigrum, obscurum, confertissimè punctulatum, antennis concoloribus, pedibus testaceis.* (Long. corp.  $\frac{3}{4}$  lin.)

Om. exiguum. *Gyllenhal, Ins. Succ.* ii. 218.—*Steph. Nomen.* 2d edit. col. 108.

*Black, obscure, thickly punctured*: head obtuse in front, with two deep foveolæ between the eyes and two oblong ones between the *antennæ*, the forehead longitudinally convex in the middle: mouth pitchy: thorax subquadrate, slightly narrowed behind, with two oblong foveæ on the disc opposite to the suture: *elytra* a little depressed, pitchy-black, thickly and rather deeply ruggedly-punctured: abdomen slightly glossy, smooth, the margins strongly elevated: *legs testaceous*: *antennæ dusky-black*, pubescent.

Found within the metropolitan district.

### C. With the thorax transverse.

#### a. With the thorax obsoletely, or not foveolated.

Sp. 14. florale. *Atrum, nitidum, punctatum, ore, pedibusque rufescentibus, tarsis subdilatis.* (Long. corp.  $1\frac{1}{2}$ — $1\frac{3}{4}$  lin.)

Sta. floralis. *Paykull*.—Om. florale. *Steph. Catal.* 297. No. 3267.

*Pitchy*-black, glabrous, shining: head narrower than the thorax, punctured, with four larger punctures between the eyes, which latter are prominent: *mouth red*: thorax of a cordate-subquadrate form, the sides slightly margined and the disc very finely punctured: elytra about twice as long as the thorax, finely punctured, the punctures faintly disposed in striæ, and beneath the lens somewhat rugged, on the suture a common depression: abdomen as long as the elytra, faintly punctured: *legs reddish*: *tarsi slightly dilated*: antennæ black: palpi black.

Elytra sometimes pitchy or brown: and the apex of the antennæ occasionally testaceous.

Common within the metropolitan district, near Hertford, Ripley, &c.; also in Suffolk, Norfolk, Devonshire, Somersetshire, &c. "Not unfrequent (near Swansea)."—*L. W. Dillwyn, Esq.* "Cramond." *Rev. W. Little.*

Sp. 15. *Viburni*. *Nigrum nitidum, ore pedibusque fusciscentibus, thorace subfoveolato, elytris nigricantibus aut fuscis.* (Long. corp.  $1\frac{1}{2}$  lin.)

Om. *Viburni*. *Gravenhorst, Mi.* 117.—*Steph. Nomen.* 2d edit. col. 108.

*Black*, shining, *punctured*: head finely punctured, with four larger impressions, placed two between the eyes and two between the antennæ: *mouth reddish*: eyes prominent, black: *thorax* slightly convex, finely punctured, with two obscure foveæ at the base, opposite to the scutellum: *elytra dusky or brown*, sometimes pitchy, punctured, the punctures somewhat ruggedly impressed: abdomen short, obtuse, finely punctured: *legs pitchy-testaceous*, with the femora dusky: antennæ black.

Found in Battersea-fields; also in Devonshire.

Sp. 16. *Salicis*. *Nigrum, nitidum, subdepressum, profundè punctatum, antennis pedibusque rufo-testaceis, thorace bifoveolato, elytris punctato-striatis.* (Long. corp.  $1\frac{1}{2}$ —2 lin.)

Om. *Salicis*. *Gyllenhall*.—*Steph. Catal.* 297. No. 3268.

*Black*, shining, slightly depressed, rather *deeply punctured*: head less deeply punctured, with two oblique foveæ on the crown and two oblong curved ones between the antennæ, nearly united to the former: *mouth rufous*: *thorax* rather widest in front, moderately convex, with the lateral margins sometimes pitchy; the disc with two rather deep, slightly bent foveæ, placed before the scutellum: *elytra* twice as long as the thorax, slightly convex, somewhat regularly *punctate-striate*, especially towards the suture: abdomen finely punctured, the margins broadly elevated: *legs ferruginous*; *antennæ the same*; rather dusky at the apex.

Inhabits the vicinity of London, and other parts of the country : not common.

Sp. 17. ruficorne. *Nigro-piccum, thorace posticè bi-impresso, antennis pedibusque rufo-testaceis, elytris substriatis.* (Long. corp.  $1\frac{3}{4}$  lin.)

Om. ruficorne. Kirby MSS.—*Steph. Catal.* 297. No. 3269.

*Pitchy-black, slightly shining, glabrous: head unequal, punctulated, with four obscure larger impressions: eyes prominent: thorax somewhat quadrate, with the sides margined, the margins pitchy-red, the disc punctulated, with two slightly impressed foveolæ: elytra about twice as long as the thorax, pitchy, punctured, the punctures, beneath a lens, appearing a little disposed in striæ, the apex straight: abdomen very faintly punctured, its apex pitchy-testaceous: legs pale testaceous: antennæ testaceous, pilose: palpi red.*

Taken in Suffolk, Norfolk, and near Bristol.

Sp. 18. Salicinum. *Subdepressum, nigrum, glabrum, confertim profundè punctatum, antennis basi, thoracis limbo pedibusque rufo-testaceis, elytris internè punctato-striatis.* (Long. corp.  $1\frac{1}{4}$  lin.)

Om. Salicinum. Gyllenhal, iv. 467.—*Steph. Nomen.* 2d edit. col. 108.

*Somewhat depressed, black, glabrous, thickly and deeply punctured: head with the usual foveæ (as in Om. Salicis), but very finely punctured: thorax transverse, the sides equally rounded, the disc convex, with two oblong, very obsolete foveæ, shining, black, with the lateral and posterior margins, and sometimes the anterior one, ferruginous: elytra slightly convex, punctured, with the punctures disposed in striæ, especially towards the suture: abdomen finely punctured, the margins strongly elevated, and the apex sometimes reddish: legs deep testaceous-red: antennæ dusky, with the base testaceous.*

Not common; found within the metropolitan district.

Sp. 19. læve. *Depressum, nigrum, nitidum, antennarum basi, thoracis marginibus pedibusque testaceis, thorace bifoveolato, elytris longioribus punctulatis.* (Long. corp.  $1\frac{3}{4}$  lin.)

Om. læve. Gravenhorst.—*Steph. Catal.* 297. No. 3271.

*Depressed, black, shining: head large, obsolete punctate, with two deep foveæ on the crown and two shallow oblong ones on the front: mouth testaceous: thorax with the sides a little dilated before the middle, the disc rather convex, with two oblong obsolete foveæ, and with the margins very obsolete punctured, shining black, with the sides posteriorly testaceous, or entirely testaceous: elytra rather long, punctured: abdomen smooth, shining, occasionally testaceous, with elevated margins, the apex rounded: legs testaceous: antennæ black, with the two or three basal joints testaceous.*

Also rather scarce, at least within the metropolitan district, in which neighbourhood I have taken it.

Sp. 20. pilosulum. *Nigro-piceum, punctulatissimum, subpubescens, antennis pedibusque rufis, capite thoraceque haud foveatis.* (Long. corp.  $\frac{3}{4}$  lin.)

Om. pilosulum. Kirby MSS.—Steph. Catal. 297. No. 3270.

*Pitchy-black*, very much punctulated, rather shining and clothed with a very short pubescence: head rather narrower than the thorax, subtriangular, flat above, neither punctured nor foveated: thorax rather convex, with a very obscure dorsal line: elytra rather longer than the thorax, widest at the apex: abdomen broad, shorter than the elytra, the apex scarcely mucronated: legs red: antennæ somewhat filiform, red, with the base paler, the terminal joint ovate acute: palpi and mouth red.

Apparently rare; taken in Yorkshire and near London; and in Somersetshire.

Sp. 21. pusillum. *Depressum, nigrum, subnitidum, vix punctulatum, thorace bifoveolato, elytrisque fusco-brunneis, ore antennis pedibusque testaceis.* (Long. corp. 1 lin.)

Om. pusillum. Gyllenhal, Ins. Suec. ii. 218.—Steph. Nomen. 2d edit. col. 108.

*Depressed, black*, slightly shining, scarcely punctured: head opaque, slightly convex above, with two very minute foveæ between the eyes and two rather larger oblong ones between the antennæ: mouth pale testaceous: thorax with the sides a little flattened, rounded, rather dilated in the middle, depressed above, the disc dusky-brown opaque, impunctate, with two oblong, minute foveæ behind: elytra dusky-brown: abdomen smooth, with the margins considerably elevated: legs pale testaceous: antennæ the same, rather dusky towards the apex.

Found, but rarely, within the metropolitan district.

b. *With the thorax deeply foveolated.*

Sp. 22. foveolatum. *Nigrum, obscuriusculum, thorace quadri-foveolato elytrisque brunneis, antennis pedibusque testaceis.* (Long. corp.  $\frac{3}{4}$  lin.)

Om. foveolatum. Kirby MSS.—Steph. Catal. 297. No. 3272.

*Black, glabrous*, rather obscure, and smooth: head triangular, a little narrower than the thorax, with an impression before and behind, on each side: thorax transverse, subquadrate, with the sides rounded, rather widest in front, dull brown, with four largish impressions placed transversely: elytra much larger than the thorax, but rather wider, depressed, brown, very smooth: abdomen black or pitchy, strongly margined: legs testaceous-yellow: antennæ testaceous, with the apex dusky.

Not uncommon within the metropolitan district; also found in Suffolk.

Sp. 23. piceum. *Piceum, punctulatum, antennis basi pedibus elytrorum humeris anoque testaceis.* (Long. corp.  $1\frac{1}{2}$  lin.)

Om. piceum. *Kirby MSS.—Steph. Catal. 297. No. 3273.—Steph. Nomen. 2d edit. col. 108.*

*Pitchy-red, finely punctured: head triangular, narrower than the thorax, pitchy-black, with a longitudinal impression on each side between the eyes: thorax somewhat transverse, widest in front, the disc with four abbreviated foveolæ behind, the lateral ones broadest and oblique: elytra nearly twice the length of the thorax, but wider, pitchy, with the shoulders testaceous, finely and thickly punctulated throughout: abdomen very short, smooth, slightly pubescent, pitchy, with its apex red: legs testaceous; antennæ testaceous, with the five terminal joints dusky.*

Taken near London, and in Devonshire and Suffolk. "Raehills."  
—*Rev. W. Little.*

Sp. 24. cæsum. *Nigrum, subnitidum, creberrimè subtilitèr punctulatum, antennis fusco-testaceis basi nigricantibus, pedibus rufescentibus, thorace foveis duabus brevibus ovatis.* (Long. corp.  $1\frac{1}{2}$  lin.)

Om. cæsum. *Knoch.—Steph. Catal. 298. No. 3274.*

*Black, slightly shining, thickly and very finely punctulated: head subtriangular, depressed, narrowed behind, with two oblong deep foveolæ between the eyes and two smaller obsolete ones between the antennæ: the mouth testaceous: thorax transverse, with the sides rounded and flat, the margins considerably elevated; the disc slightly convex, posteriorly with two short parallel deep ovate foveæ: elytra depressed, thickly and rather irregularly punctured, and longitudinally impressed near the suture and towards the outer apex: abdomen smooth, with the margins considerably elevated: legs reddish: antennæ dusky testaceous, with the base blackish: palpi testaceous.*

Also found within the metropolitan district, and on the coasts of Norfolk, Suffolk, and Devonshire. "Beneath fuci, Mount Edgecombe."—*Dr. Leach.*

Sp. 25. rivulare. *Nigrum subnitidum, punctatum, antennarum basi pedibusque rufis, elytris fusco-testaceis, thorace foveis duabus longitudinalibus arcuatis.* (Long. corp.  $1\frac{3}{4}$  lin.)

Sta. rivularis. *Paykull.—Om. rivulare. Steph. Catal. 298. No. 3275.*

*Black, slightly shining, rather deeply punctured: head triangular, with two deep impressions on the crown between the eyes and two obsolete ones*

between the antennæ: mouth reddish: *thorax* transverse, subquadrangular, the sides dilated in the middle, the disc with two longitudinal curved foveæ, and towards the outer margin on each side an obsolete one, the sides margined, and frequently ferruginous behind: *elytra* depressed, above twice as long as the *thorax*, pitchy, or red, and rarely dusky, with the shoulders sometimes testaceous, very thickly punctured: abdomen dilated, with the terminal segment pitchy: *legs* dull rusty-red, with the femora sometimes dusky at the base: *antennæ* black, with the base pitchy-red.

Very abundant within the metropolitan district, at Hertford, &c.; also common in Suffolk, Somersetshire, Devonshire, &c. "Not uncommon (near Swansea)."—*L. W. Dillwyn, Esq.* "Cramond." *Rev. W. Little.*

Sp. 26. *Oxyacanthæ*. *Nigrum, obscurum, confertissimè punctulatum, antennis fusco-ferrugineis basi nigris, pedibus rufescentibus thorace trifoveolato.* (Long. corp.  $1\frac{1}{4}$  lin.)

Om. *Oxyacanthæ*. *Knoch.—Steph. Catal. 298. No. 3276.*

*Black, obscure, thickly and finely punctured:* head depressed, narrowed behind, with the four usual foveæ: *thorax* transverse, rather widest in front, the sides a little flattened and rounded, narrowed behind, the disc slightly convex, with two elongate curved foveæ in the middle, and towards the apex a third small obsolete one: *elytra* slightly depressed, dull dusky-black, rather deeply rugose-punctate: abdomen smooth, with the apex pitchy: *legs* reddish: *antennæ* dusky-testaceous, with the two basal joints black.

Occasionally found within the metropolitan district.

Sp. 27. *fuscum*. *Fusco-piceum, nitidum, punctulatum, thorace sub-obsolete bifoveolato, elytris vagè punctatis, antennis atris, pedibus piceis.* (Long. corp.  $1\frac{1}{4}$  lin.)

Om. *fuscum*. *Steph. Catal. 298. No. 3277.*

*Pitchy-brown, shining, punctured:* head nearly triangular, with an oblique, rather deep, line on each side between the antennæ: *thorax* transverse, with the disc marked with two rather obsolete foveæ and a slight depression on each side towards the hinder margin: *elytra* deep fuscous-brown, coarsely and irregularly punctured: abdomen black, finely punctured, its apex concolorous: *legs* pitchy: *antennæ* black.

Found in the neighbourhood of the metropolis; not common.

Sp. 28. *excavatum*. *Nigrum, thorace marginato foveolis duabus impresso, pedibus piceis, elytris lineâ obliquâ elevatiusculâ.* (Long. corp.  $1\frac{1}{2}$  lin.)

Om. *excavatum*. *Kirby MSS.—Steph. Catal. 298. No. 3278.*

*Black*, shining, depressed: head triangular, with a longitudinal impression on each side, very finely punctured: *thorax* subquadrate, finely punctured, with two deep oblong approximating dorsal foveæ, the lateral margins elevated: *elytra* above twice the length of the thorax, with a slightly elevated line, very thickly and faintly punctulated, unequal and rather strongly margined: abdomen scarcely as long as the elytra: legs pitchy; tibiæ and tarsi paler: antennæ somewhat longer than the thorax, black.

The greatly elevated margins of the thorax and the raised disc give the foveæ on the latter the appearance of deep sulci, or grooves.

Taken in Suffolk, and in the vicinity of London.

Sp. 29. *subrugosum*. *Nigrum, nitidum, punctulatum, elytris piceis subrugosopunctatis, thorace profundè bifoveolato, antennis piceis, pedibus rufis.* (Long. corp.  $1\frac{1}{2}$  lin.)

Om. *subrugosum*. *Steph. Catal.* 298. *No.* 3279.

*Black*, shining, punctured: head wide, somewhat triangular, with an oblique line on each side between the antennæ: *thorax* transverse-subquadrate, with two deep longitudinal foveæ on the disc, divided by a smooth space: *elytra* pitchy, very thickly and rather ruggedly punctured: abdomen black, its apex sometimes pitchy: legs red: antennæ pitchy.

Inhabits the metropolitan district, apparently uncommon.

Sp. 30. *pygmæum*. *Oblongo-ovatum, convexum, rufo-testaceum, pubescens, confertissimè subtilitèr punctulatum, capite rufo-piceo, elytris vagè punctulatis.* (Long. corp. 1 lin.)

Sta. *pygmæus*. *Paykull.*—Om. *pygmæus*. *Steph. Catal.* 298. *No.* 3280.

*Oblong-ovate, convex, testaceous-red, pubescent, thickly and finely punctured: head pitchy-red, somewhat triangular, with two oblong foveæ between the eyes: mouth pale testaceous; eyes black: thorax short, dilated in the middle, the disc moderately convex, finely punctured, with an impression at the base: elytra twice as long as the thorax, slightly convex, with rather coarse scattered punctures: abdomen scarcely as long as the elytra, smooth; the penultimate segment sometimes pitchy: legs pale testaceous: antennæ the same.*

Also found within the metropolitan district; not common.

Sp. 31. *Primulæ*. *Nigro-piceum, nitidum, antennis, ore, pedibusque rufis, thorace posticè foveato, elytris apice obliquis.* (Long. corp.  $1\frac{1}{4}$  lin.)

Om. *Primulæ*. *Kirby MSS.*—*Steph. Catal.* 298. *No.* 3281.

Somewhat wedge-shaped, pitchy-black, shining, glabrous, punctulated: head triangular, smooth, with a transverse impression above the clypeus: mouth red: eyes very prominent: thorax transverse-quadrate, or subcordate, with



the sides rounded and slightly margined, the disc with an impression before the scutellum: *elytra* above twice as long as the thorax, pitchy, with the sides and apex deflexed, the latter *obliquely truncated*, with the outer angle rounded, and very delicately margined: abdomen smooth, with the apex mucronated: *legs pale red: antennæ ferruginous, with the base paler: palpi red.*

Rare near London, but found within the metropolitan district occasionally. "Abundant in the flowers of the common primrose (*Primula vulgaris*) in May 1809; when first captured it has a most fetid odour."—*Kirby MSS.*

Sp. 32. nigricolle. *Nigrum, punctulatum, antennis elytris pedibusque sordidè rufis, thorace subquadrato.* (Long. corp.  $1\frac{1}{2}$  lin.)

Om. nigricolle. *Kirby MSS.—Steph. Catal. 298. No. 3282.*

*Black, or pitchy-black, glabrous: head triangular, smooth, with a longitudinal impression on each side: mouth red: thorax somewhat quadrate, convex, punctured, with the sides margined, the margin reddish: elytra nearly twice as long as the thorax, dusky-red, punctured: abdomen twice as short as the elytra: legs red: antennæ nearly as long as the thorax, red: palpi also red.*

Also found within the metropolitan district and in Suffolk.

Sp. 33. latum. *Latum, nigrum, punctulatum, nitidum, elytris piccis puncto-striatis, antennis pedibusque testaceis, thorace quadrifoveolato.* (Long. corp.  $1\frac{3}{4}$  lin.)

Om. latum. *Steph. Catal. 298. No. 3283.*

*Broad, shining black, punctured: head triangular, with a deep impression on each side between the antennæ: thorax subquadrate-transverse, with two curved dorsal foveæ in the middle, and a single shallow one on each side towards the hinder angle: elytra pitchy, rather thickly punctate-striate, at least as long again as the thorax: abdomen deep black, obscurely punctured: legs testaceous: antennæ and palpi the same.*

Found near London.

#### GENUS DXLVI.—ACIDOTA, *Kirby.*

*Antennæ* nearly filiform, placed on the lateral margin of the head at the base of the mandibles, very gradually increasing from the base to the apex, the basal joint stouter than the following, clavate, two next rather longer, also clavate, three following nearly obconic, two next turbinate, the following two subglobose, the terminal one suborbiculate-ovate. *Palpi* filiform;

maxillary (*a*) with the terminal joint lanceolate-acuminate, labial (*b*) with the second joint short, acute: *labrum* (*c*) transverse, entire: *mandibles* (*d*) acute, simple: *mentum* (*b*,\*) subelliptic: *head* triangular: *eyes* lateral, hemispheric: *thorax* rounded and narrowed anteriorly and posteriorly, a little notched in front: *body* oblong: *legs* short; *femora* linear, convex above; *tibiæ* slightly thickened at the apex, slightly spinulose without, and with two short spines at the tip; *tarsi* pentamerous, simple.

*Acidota* was the name formerly given by Mr. Kirby to the *Omalidæ* generally: when, therefore, I subdivided the family in my Systematic Catalogue, I retained this name for the present genus, the other genera having been either previously named by Mr. Kirby, or others, in the interim of the first application of the present name and the period of publishing the Catalogue; and as *Acidota* is similarly employed by Mannerheim, I still retain it here. The only known indigenous species appear to reside in decaying trees, beneath the bark, and are apparently scarce, at least within the metropolitan district.

Sp. 1. *crenata*. PLATE XXVI. f. 6. *a—d*. *Nigra, nitida, thoracis lateribus, elytris (punctato-striatis) pedibusque brunneis.* (Long. corp.  $2\frac{1}{2}$ —3 lin.)

Sta. *crenatus*. *Fabricius*.—Ac. *crenata*. *Steph. Catal.* 298. No. 3284.

Shining-black, glabrous: head punctured, twice as narrow as the thorax, with a transverse furrow behind: *thorax* very thickly and finely punctulated, moderately convex, *margined* on both sides, the margins *brown*: *elytra* longer than the thorax, brown, punctate-striate, the interior striæ most distinct, slightly margined, the outer apical angles rounded, and the inner acute: abdomen rather longer than the elytra, the apex acuminate: *legs brown*: antennæ reddish, pilose.

This insect, I believe, has been taken near London, and also in Norfolk: but it appears to be more abundant in Scotland, having been found in the neighbourhood of Edinburgh, the Grampian Hills, &c. “Taken in Caithness by Mr. Mac Leay.”—*Kirby MSS.*

Sp. 2. *rufa*. *Rufa, nitida, thorace subfoveolato, elytris puncto-substriatis.* (Long. corp.  $1\frac{1}{2}$ — $2\frac{1}{2}$  lin.)

Om. *rufum*. *Gravenhorst*.—Ac. *rufa*. *Steph. Catal.* 298. No. 3285.

Red, shining, very glabrous, punctured above throughout: head triangular, longitudinally elevated in the middle: eyes black: *thorax* somewhat cordate-quadrangle, with the sides margined, and near the margin a large impressed fovea, the disc with two obsolete longitudinal grooves towards the hinder part: *elytra* scarcely twice the length of the thorax, somewhat punc-

*tate-striate*: abdomen dilated, strongly margined, with the apex slightly mucronated: legs pale red: antennæ the same.

Also a rare insect; found in the north of England and in Scotland.

### GENUS DXLVII.—LESTEVA, Latreille.

*Antennæ* somewhat filiform, very slightly thickened towards the apex, the basal joint large, clavate, the two following slender shorter, the remainder slightly increasing in length, lanceolate-ovate, the apical one longest, acute. *Palpi* maxillary with the second joint longest, the third subclavate, the terminal one as long, attenuated to the tip; labial with the apical joint slender, attenuated: *labrum* emarginate: *mandibles* tridentate within: *head* subtrigonal: *eyes* moderate, prominent: *ocelli* sometimes two: *thorax* obcordate, narrowed behind, not emarginate in front: *body* subpilose: *elytra* depressed less than half the length of the *abdomen*, which is linear, and mostly acuminate: *legs* rather long and slender, simple; *tibiæ* cylindrical, dilated at the tip; *tarsi* pentamerous; *claws* recurved at the base.

The insects of the present genus depart considerably in habit from the other Brachelytra, and resemble closely some of the Geodephaga, especially the genus Dromius, their elytra being very much lengthened and truncate at the apex, with the abdomen projecting but little; the antennæ are nearly filiform, the thorax somewhat cordate, body depressed; terminal joint of the palpi subulated; they have, however, but one pair of maxillary palpi, and their tarsi and claws are dissimilar, the former being emarginate at the apex.

Sp. 1. dichroa. *Rufa, capite, elytris apice abdominisque nigris, thorace trifoveato.* (Long. corp.  $2\frac{3}{4}$ —3 lin.)

Ant. dichrous. *Gravenhorst.—Le. Leachii. Steph. Catal. 298. No. 2286.—Curtis, vii. pl. 303. Le. dichroa.—Steph. Nomen. 2d. edit. col. 108.*

*Red*, shining, glabrous, smooth: *head black*, with a longitudinal impression on each side behind the antennæ, and between them a transverse line: mouth and palpi reddish: thorax rather widest in front, with a fovea on each side and in the middle behind, obsoletely punctured: *elytra* longer and wider than the thorax, pubescent, the tip slightly gibbous and black, obsoletely rugulose-punctate, and longitudinally impressed towards the suture: *abdomen black*, pubescent beneath: breast pitchy: legs pale red or testaceous: antennæ red, villose.

Rare; Dr. Leach discovered it above twenty years since in the vicinity of Carlisle, where it has been recently taken by Mr. Heyslam.

“Barmouth.”—*Rev. F. W. Hope*. “Rachills and Braid Burn, near Edinburgh.”—*Rev. W. Little*.

Sp. 2. caraboides. *Rufa, supra punctulatissima, elytris pedibusque flavescentibus.* (Long. corp. 2 lin.)

Sta. caraboides. *Linné*.—*Le. caraboides. Steph. Catal. 298. No. 3287.*

*Testaceous-red*, very much punctured above: head unequal, shining, with two foveæ behind: eyes black: neck distinct, thick, smooth: thorax cordate shining, with the sides somewhat margined: *elytra* above twice as long as the thorax, *yellowish-red*: abdomen with a large dusky, or black, cloud on the back, towards the apex: *legs yellowish*: antennæ pubescent, testaceous.

Not common in the south of England, but more abundant towards the north, as in Cumberland, &c., and in Norfolk. “Scotland.”—*Dr. Leach*. “Near Swansea.”—*L. W. Dillwyn, Esq.* “Cramond.”—*Rev. W. Little*.

Sp. 3. globulicollis. *Nigra, subnitida, pubescens, thorace cordato, pulvinate, antennarum basi pedibusque rufis, fronte bi-impresso.* (Long. corp. 2 lin.)

*Le. globulicollis. Mannerheim, Pre. Bra. 56.—Steph. Nomen. 2d edit. col. 108.*

*Black*, rather glossy, pubescent, deeply punctured: head with two deep distinct, frontal, channels: *thorax cordate*, the disc *elevated anteriorly*, nearly globose, *with an obsolete longitudinal channel* in the middle: *elytra* more pubescent than the rest of the body, and coarsely punctured: abdomen finely punctured: *legs red*: *antennæ black*, with the base red.

Apparently rare: found, I believe, hitherto only in Scotland. “Ben Nevis.”—*Rev. W. Little*.

Sp. 4. canaliculata. *Nigro-picea, pubescens, pedibus rufis, antennis fuscescentibus, thorace convexo, canaliculato.* (Long. corp. 2 lin.)

*Le. canaliculata. Kirby MSS.—Steph. Catal. 298. No. 3288. Le. Scotica. Steph. Nomen. 2d edit. col. 108.*

*Pitchy-black*, rather shining, pubescent: head rather narrower than the thorax, triangular, scarcely punctured, with two slightly oblique impressions in front, and between the antennæ two faint foveæ: *thorax* obcordate, *convex*, punctured, *with a longitudinal dorsal channel, ending behind in a fovea*: *elytra* one-third longer than the thorax, with the apex widest, coarsely punctured: abdomen broad, mouth with the apex acute: *legs ferruginous*: *antennæ dusky*, with the base and apex pale: palpi also dusky.

Taken in Scotland by Mr. Hooker, and also found in Cumberland: not common. “Near Edinburgh.”—*Dr. Leach*.

Sp. 5. *Hookeri*. *Nigra, nitida, punctulata, antennis, elytris pedibusque testaceis.* (Long. corp.  $1\frac{2}{3}$  lin.)

Le. *Hookeri*. *Kirby MSS.*—*Steph. Catal.* 298. No. 3289.

*Black*, shining, glabrous, punctured: head triangular, rather narrower than the thorax, with two oblique foveæ behind and impressed in front: thorax obcordate, convex, scarcely margined, thickly punctured, with a very obscure longitudinal dorsal channel: scutellum black: *elytra* half as long as the abdomen, widest at the apex, *livid-testaceous*, the base dusky within: abdomen wider than the thorax, rather smooth, slightly pubescent, the apex acuminate: *legs testaceous: antennæ ferruginous*, darker in the middle: palpi red.

Also found in Scotland by Mr. Hooker, and apparently scarce.

Sp. 6. *alpina*. *Rufo-picea, nitida, antennis elytris pedibusque flavescentibus, abdomine dilatato aterrimo.* (Long. corp.  $1\frac{1}{2}$  lin.)

Sta. *alpina*. *Fabricius.*—Le. *alpina*. *Steph. Catal.* 298. No. 3290.

*Depressed*, somewhat wedge-shaped, *pitchy-red*, shining: head irregular, with two oblong foveæ in front: eyes black: thorax subcordate, with the sides margined, moderately punctured, with two very obscure foveolæ in the middle: *elytra* twice as long as the thorax, *yellowish-testaceous*, pubescent: *abdomen black, dilated*, rather shorter than the elytra: *legs livid-yellowish: antennæ testaceous: palpi dusky* at the apex.

The disc of the thorax and the head are sometimes pitchy-black.

Also rare in the south of England; I have once taken a pair within the metropolitan district.

Sp. 7. *testacea*. *Rufo-ferruginea, nitida, capite thoraceque rufis, abdominis apice obscuriore, oculis nigris.* (Long. corp. 2 lin.)

An. *testaceous*. *Gravenhorst?*—Le. *testacea*. *Steph. Catal.* 298. No. 3291.

*Rusty-red*, or testaceous, shining, punctured: head red, deeply foveated on both sides between the *eyes*; the latter *black*: thorax convex, margined, slightly narrowed behind, and widened before the middle, the disc glabrous, shining red: *elytra* pale testaceous, punctured, the punctures rather deep: *abdomen with the penultimate and terminal segments black*, or dusky: legs pale red: antennæ testaceous.

Rare near London; I have taken it at Darenth; and it has occurred in the vicinity of Bristol. "Near Jedburgh."—*Rev. W. Little*.

Sp. 8. *obscura*. *Nigro-picea, pubescens, crebrè punctulata, antennis pedibusque fusco-testaceis.* (Long. corp. 2 lin.)

Sta. obscurus. *Paykull.*—*Le. obscura.* *Steph. Catal.* 298. No. 3292.

*Pitchy-black, pubescent, obscure*: head very much punctulated, with an oblong impression on each side between the eyes, but not on the crown: thorax obcordate, very much punctured, scarcely wider than the head, the sides slightly margined, with two extremely obscure impressions on the disc: elytra depressed, pitchy, very thickly and finely punctured: abdomen black, scarcely punctured: *legs dull testaceous, with the joints dusky: antennæ pitchy-red, or dusky-testaceous.*

Elytra sometimes dull testaceous-yellow: or the insect entirely of that colour, except the abdomen, which is dusky: both probably immature.

Abundant within the metropolitan district, and not uncommon in other parts of the country, as Devonshire, Norfolk, Suffolk, Somersetshire, &c. “Not unfrequent on the borders of Crwmllyn-bog.”—*L. W. Dillwyn, Esq.*

Sp. 9. *plagiata. Nigra, subpubescens, capite thoraceque impressis, elytrorum liturâ femoribusque rufescentibus.* (Long. corp.  $2\frac{1}{2}$  lin.)

Sta. *plagiatus. Paykull.*—*Le. plagiata.* *Steph. Catal.* 299. No. 3296.

*Black, shining, slightly pubescent*: head with two deep impressions between the eyes, thickly punctured: mouth dull testaceous: thorax cordate, convex, very much punctured, with an impression behind, the sides slightly margined: *elytra* twice as long as the thorax, very much punctured, *with an oblong, more or less distinct, and sometimes nearly obliterated, discoidal red stripe*: abdomen large, ovate, the terminal segment small: legs black, with the base of the femora reddish: antennæ hairy, black, with the base pitchy: palpi pitchy.

This insect is also rare; at least few specimens are to be seen in the London cabinets; mine were taken in the north, but this species has been found within the metropolitan district.

Sp. 10. *rufitarsis. Atra, nitida, punctulata, tarsis rufis, mandibulis piceis.* (Long. corp.  $1\frac{3}{4}$  lin.)

*Le. rufitarsis. Kirby MSS.*—*Steph. Catal.* 299. No. 3294.

*Black, shining, punctured*: head rather narrower than the thorax, nearly triangular, with a fovea on each side behind the eyes: mandibles pitchy: thorax convex, subequal, with an obsolete impression in the middle behind: elytra much longer and wider than the thorax, impressed on each side anteriorly towards the suture: abdomen somewhat triangular, much shorter than the elytra, very finely, and obscurely punctulated: *legs black: tarsi slender, red: antennæ* rather longer than the thorax, *black.*

Found in Charlton Wood in June, and in Devonshire; apparently not very common.

Sp. 11. nigripes. *Atra, punctata, subnitida, pubescens, pedibus concoloribus, antennis piceo-fuscis.* (Long. corp.  $1\frac{1}{2}$  lin.)

Le. nigripes. *Steph. Catal.* 299. No. 3295.

Deep black, scarcely shining, clothed with a short pubescence, finely punctured throughout: head triangular, with a deep impression on each side in front: thorax cordate, convex, the disc punctured, but without any impression or channel: elytra finely punctured throughout, nearly as long as the abdomen, which last is totally black, and has its apex acute, and but slightly exposed: legs totally black: antennæ dusky-black.

I have a pair of this insect, taken many years since in the neighbourhood of London.

Sp. 12. impressa. *Ferruginea, punctulata, pubescens, oculis abdomineque nigris, thorace lacunoso.* (Long. corp.  $1\frac{1}{2}$  lin.)

Le. impressa. *Kirby MSS.—Steph. Catal.* 299. No. 3296.

Ferruginous, pubescent, rather shining; head triangular, dusky-ferruginous, very much punctured, with a fovea on each side between the eyes: eyes black: thorax obcordate, scarcely margined, very much punctulate, irregularly impressed: elytra longer and wider than the thorax, very much punctulated, with two obsolete foveæ near the suture: abdomen shorter and wider than the thorax, black, or pitchy, smooth, with the apex acuminate: legs pale red: antennæ the same: palpi filiform.

Found in the vicinity of the metropolis and in Somersetshire. "Taken beneath rejectamenta of an inundation of the river, at Barham, in the spring of 1807."—*Kirby MSS.*

Sp. 13. planipennis. *Linearis, atra, subnitida, elytris depressis pedibusque luridis, antennis ferrugineis, thorace impresso.* (Long. corp.  $1\frac{3}{4}$  lin.)

Le. planipennis. *Kirby MSS.—Steph. Catal.* 299. No. 3297.

Linear, black, clothed with a very obscure pubescence, and slightly shining: head rhomboidal; with three longitudinal impressions on each side between the antennæ: thorax rather slender, widest in front, punctured, irregularly impressed, and with an obsolete smooth longitudinal ridge: elytra twice as long as the thorax, depressed, very much punctulated, lurid, with the base dusky near the suture: abdomen linear, rather longer than the elytra: legs livid-yellow: antennæ ferruginous: palpi reddish, subulate at the apex.

Taken in Yorkshire by Mr. Spence, and I possess a specimen from the neighbourhood of Bristol.

Sp. 14. Kirbii. *Nigro-fusca, subtilissimè punctulata, densius pubescens, antennis pedibusque rufis, thorace cordato trifoveolato.* (Long. corp.  $1\frac{1}{2}$  lin.)

*Le. Kirbii*. Steph. Catal. 299. No. 3298.

*Black-brown, very finely punctured, and rather densely pubescent: head triangular, with an impression on each side between the antennæ: thorax cordate, with two distinct foveæ in the middle of the disc anteriorly, and one in front of the suture: abdomen twice as long as the thorax, slightly punctured: legs red: antennæ the same.*

Of this species I possess a specimen found in North Wales: it may possibly be the *Le. pubescens* of Mannerheim.



## A P P E N D I X.

---

SEVEN years having nearly elapsed since the commencement of this work, several new discoveries have consequently taken place during that period; and that interval of time has given me the opportunity of re-investigating several portions of the work. I shall therefore endeavour to correct such errors as appear to have unavoidably taken place, and also to describe (concisely) such newly-discovered species, &c. as appear not to have been previously noticed in these volumes; and thus endeavour to render them as perfect as to our knowledge of the Coleopterous Insects of Great Britain as is compatible with the extent of the subject, and its present advanced state; though I am fully confident that all my exertions to render them complete must inevitably fail, from the extreme minuteness of some of the species, and the comparatively little attention that has hitherto been devoted to such minute atoms, as well as from the scarcity of real working scientific entomologists: amongst whom, I am concerned to say, there are many who prefer walking in the steps of others, and remain satisfied by naming their insects second-hand, as it were, from other collections, and thus an error committed in the first-named cabinet becomes perpetuated, or at least continues for a longer or shorter period undetected, solely from the want of referring to the original descriptions. It is by these means that some of the insects hereafter noticed have been passed over, although they have long been in collections, while others have escaped from their extreme resemblance to their congeners, or from their minute size or rarity, though upon this last point I differ much from others, as formerly pointed out (*vide* v. i. p. 16, &c.), and I see no reasons for changing my opinion, but am more confirmed therein by subsequent experience.

To attempt a complete revision of the five volumes would occupy too much space and more time than I can possibly devote to the subject. I shall therefore endeavour to correct the more important errors, and to describe the omitted genera and species, as also to record a few additional localities of some of the rarer ones, proceeding in accordance with my previous arrangement.

## VOLUME I.

Page 8. *CICINDELA hybrida*.—*Ci. maritima*. *De Jean*.—It appears that this insect is not the *C. hybrida* of the Linnean Collection; it certainly is not of the Banksian, as mentioned in p. 175 of this volume: De Jean's name therefore must be retained for this species, as given in the second edition of my Nomenclature.

Page 18. *CICINDELA apria*.—This insect is presumed to be the true *Ci. hybrida* of Linnæus, from the fact of a specimen existing by that name in the present Linnean collection: it is, as above-mentioned, p. 175, the *Ci. hybrida* of Fabr, according to the Banksian collection. The specimen which I figured (*pl. i. f. 1.*) and described in p. 8 as *Ci. riparia*, is probably one of the extreme varieties of this Protean species, as suggested in p. 19; it is certainly not the type, as stated by Mr. Curtis in the second edition of his 1st number. If it be the Linnæan species, of course his name must be reinstated; but by whatever name the insect is called, it unquestionably had not been distinguished as indigenous before I detected it, all the known examples being confounded with *C. maritima* under the name of *C. hybrida*.

Page 13. *DRYPTA emarginata*.—*Curtis*, x. *pl. 454*. This rare insect was taken by F. Walker, Esq. "in Sept. last, under a stone on the lias, near Lyme Regis, Dorsetshire."—*Ent. Mag.* ii. p. 117.

Page 44. *ODACANTHA melanura*—I found this insect on the banks of the Cam, near Upware, on the 29th of June last.

Page 176. *DEMETRIAS imperialis*.—This species, which Gyllenhal considers (I think erroneously) a mere variety of *De. atricapillus*, as he does also *De. monostigma*, is now taken abundantly, in the spring, in the sedge-boats employed in conveying "sedge" from the fens to Cambridge: it has also been taken *in situ* near Cambridge itself.

Page 15. sp. 4. †. *DEMETRIAS obscurus*, *Newman*.—*Steph. Nomen. 2d edit. col. 1.*—*Testaceo-fuscus, capite atro.*

Thorax, elytra and legs testaceous-brown, much darker than in *De. atricapillus*, than which it is rather broader; it differs also in wanting entirely the black sutural margins of the elytra so uniformly present in that species. Its size is that of *De. imperialis*, but it is much more robust and convex than any described British species.

“ I swept a single specimen off growing wheat near Charlton in May 1829.”—*E. Newman, Esq.*, to whom I am indebted for the description whence I have drawn up the above: he remarks in his communication, “ A capture of more specimens would prove this a good species;” but of the propriety of considering it distinct he entertains no doubt.

Page 16. *DROMIUS meridionalis* I suspect is only a variety of the male of *Ca. agilis* of Fabricius, described in p. 21.

Page 21. Sp. 2 a. *DROMIUS fenestratus*. *Steph. Nomen. 2d edit. col. 1.*—*Car. fenest. Fabricius, S. E. i. 202.*—*Dr. fenest. Sturm. Deut. Faun. vii. pl. clxviii. f. a.*—*Rufo-ferrugineus, thorace subquadrato, elytris fuscis, maculâ oblongâ pallidâ in disco interiore antico.* (Long. corp. 3 lin.)

Rusty-red: head very deep glossy-black; mouth pitchy-red: thorax somewhat quadrate, its disc pitchy-black, with the margin ferruginous: elytra black, with an oblong, pale patch on each a little before the middle, towards the suture: legs and antennæ pale testaceous.

My specimen of this insect was taken in the south of Scotland: Gyllenhall considers it to be a mere variety of *Dr. agilis*, but I cannot coincide in that opinion, or it would have turned up in the south of England, where *Dr. agilis* abounds.

Page 21. Sp. 3 a. †. *DROMIUS 4-signatus*. *De Jean.—Loudon Mag. Nat. Hist. v. 328.*—*Steph. Nomen. 2d edit. col. 1.*—*Pallidus, capite nigro, thorace quadrato, rufo, elytris basi, suturâ, angulis humeralibus, fasciâque posticâ fuscis, subtus piceus.* (Long. corp. 2 lin.)—*Babington (in Loud.) l. c.*

Pale: head black: thorax quadrate, rusty-red, with the margins paler: elytra yellowish, with, a little behind the middle, a broad transverse brown fascia, dilated posteriorly on the outer margin, and connected by the suture with a triangular spot of the same colour at the base, the exterior angles of which are a little produced, so as to form an elongated patch on each side of the elytra: apex of the suture pale: abdomen pitchy beneath.

Taken at Madingley Wood, Cambridgeshire, in March 1831, and subsequently in the same county.

Page 176. †. *DROMIUS Sigma*. The insect here recorded appears, from the investigation of my friend C. C. Babington, Esq. not to be the *Dr. Sigma* of De Jean: it is probably the *Dr. 4-signatus* of that author: his *Dr. Sigma*, I believe, is not indigenous. With regard to all the fasciated *Dromii*, there seems to exist considerable doubt as to the identity of the indigenous and continental species,—the one called *Dr. Sigma* by Mr. Curtis is evidently not that insect; I referred it to De Jean's *Dr. bifasciatus* in the second edition of my Nomenclature, col. 2; but Mr. Babington tells me it is certainly different from that insect, and it does not appear to be described: he has

named it *Dr. bipennifer*; and as he has drawn up a short paper upon this group, which it is his intention shortly to publish, I shall not attempt to render "confusion worse confounded" by saying aught more about them here.

Page 25. Sp. 9 a. *DROMIUS longiceps*. *De Jean, Col. ii. 450.*—*Loudon Mag. Nat. Hist. v. 327.*—*Steph. Nomen. 2d edit. col. 2.*—"Elongato-linearis, pallidè fusco-ferrugineus, thorace subquadrato, elytris striatis, obsoletissimè punctatis, suturâ et maculâ communi subapicali cuneatâ nigris, antennis pedibusque pallidis. (Long. corp. 3 lin.) Babington (*in Loud.*) l. c.

"Much elongated, nearly linear, pale ferruginous; head darker, with a transverse elevated line between the antennæ, and two oblique longitudinal punctate foveæ between the eyes: thorax quadrate, narrowed posteriorly, with all the angles rounded, lateral and posterior margins elevated, transversely wrinkled, with an abbreviated dorsal channel: elytra striated, striæ obsoletely punctate, suture dark, the colour widening towards the apex, with a posteriorly rounded dark spot: under side pale ferruginous; abdomen dark: legs and antennæ pale."—*Babington l. c.*

"Taken at Madingley Wood, Cambridgeshire, from moss, in the spring of 1831, and in the sedge-boats in March 1832."—*Babington l. c.*

Of this very distinct species I possess a specimen kindly given to me by C. C. Babington, Esq.

Page 27. †. *LEBIA turcica*.—A specimen of this rare insect was taken beneath some rubbish in the Zoological Gardens, Regent's Park, by Mr. Johnson, in the spring of last year.

Page 31. Sp. 1. *TARUS angularis*.—This insect has been taken abundantly, in the autumn, beneath stones in the neighbourhood of Dorking and Leatherhead; also in the Isle of Portland.

Page 32. Sp. 2. *TARUS lævigatus*.—Specimens of this species have been taken near London since the publication of the former description.

Page 32. Sp. 3. *TARUS macularis*.—Of this species Mr. Waterhouse possesses a specimen taken near London.

Page 32. Sp. 3 a. †. *TARUS axillaris*.—*Steph. Nomen. 2d edit. col. 3.* *Carabus axillaris.*—*Fab. E. S. i. 132.*—*Fuscus subpubescens, confertissimè punctatus, thorace rufo, elytris margine laterali linèolâque humerali, ore antennisque ferrugineis, pedibus pallidioribus.* (Long. corp.  $4\frac{1}{2}$ —5 lin.)

Fuscous, somewhat pubescent, and above covered thickly with minute punctures, especially on the head and thorax, the latter is very short, wide and rounded and of a clear red: elytra with the outer margin almost to the apex

and a detached humeral spot deep ferruginous; mouth, antennæ, and legs ferruginous, the latter pubescent.

Taken near Dorking by Mr. Waterhouse.

Page 33. Sp. 3 b. *TARUS* *coadunatus*. *Steph. Nomen. 2d edit. col. 3.*—*Cymindis coadunatus. De Jean, Col. i. 210.*—*Niger, punctatus, thorace rufo, elytris basi profundè punctato, margine laterali maculâque humerali cum margine cohærente, ore antennisque ferrugineis, pedibus pallidioribus.* (Long. corp. 4 lin.)

Resembles the preceding species; deep black, punctate, very slightly pubescent; thorax red, somewhat wide and convex, rather thickly punctured anteriorly; elytra a little depressed, striated, with the striæ moderately impressed, the interstices at the base very closely punctate, and rather sparingly so towards the apex, the lateral margin deep ferruginous, united at the base to a patch of the same colour on the shoulder: legs pale ferruginous: mouth and antennæ ferruginous.

Found near London.

Page 33. Sp. 3 c. †*TARUS* *Homagricus*. *Curtis, folio 235.*—*Steph. Nomen. 2d edit. col. 3.*—*Lebia Homagricæ. Duft. Faun. Aust. ii. 240.*—*Niger, punctatus, thorace, ore antennisque rufis, elytris margine exteriori lineolâque humerali pedibusque ferrugineo-pallidis.* (Long. corp. 4—4½ lin.)

Black, punctured: head glossy-black; thorax a little elongated, bright red: elytra striated, the striæ shallow, and not deeply punctured; the outer margin pale ferruginous, and a slightly elongated detached spot at the shoulders: legs pale ferruginous: antennæ and mouth red.

Found in Norfolk.

Page 177. Sp. 4 a. *TARUS* *basalis*. *Curtis, v. v. pl. 235.*—Taken abundantly in various parts of Yorkshire and of the North.

Page 40. Sp. 1 a. *DYSCHIRIUS* *inermis*. *Curtis, v. viii. pl. 354.*—*Chalybeo nitidus, ore antennisque ferrugineis, tibiis anticis extrorsum inermibus.* (Long. corp. 2½ lin.)

“Shining bluish-black, robust, trophi and antennæ ferruginous, the latter blackish towards the apex: thorax with a transverse channel before and a deep one down the middle, with a transverse row of punctures at the base: elytra ovate, with eight punctured striæ on each, the third from the suture having three larger points: legs continuous, the thighs darker: anterior tibiæ terminated by two strong spires, the outer ones being rather largest and incurved.”—*Curtis, l. c.*

Locality unknown: I possess a specimen agreeing with the above definition, which was taken on the coast of Norfolk.

Page 42. Sp. 5 a. *DYSCHIRIUS* *rufipes*. *De Jean, Col. i. 428.*—*Suprà brunneo-aneus, tibiis anticis apice bispinosis, extrorsum obsolete bidenticulatis, elytris ovatis profundè striato-punctatis, striis apice abbreviatis, antennis pedibusque rufis.* (Long. corp. 1½ lin.)

MANDIBULATA, VOL. V., FEB. 28TH, 1835.

2 B

Small; brownish-brass; thorax slightly globose: elytra ovate, less convex and longer than in *De. gibbus*, deeply punctate-striate, the striæ not reaching to the apex: antennæ and legs red; anterior tibiæ with two spines at the tip, and obsoletebly bidenticulated externally.

Taken near London and Carlisle.

Page 42. Sp. 6 a. *DYSCHIRIUS punctatus*. *De Jean, Col. i. 414.*—*Suprà æneus, tibiis anticis apice bispinosis, extrorsum obsolete bidenticulatis, elytris ovatis profundè striato-punctatis, striis apice abbreviatis, antennis pedibusque rufis.* (Long. corp. 2 lin.)

Brassy above, broader and more convex than *D. æneus*, which it resembles; thorax more globose; elytra rather shorter, oblong-ovate, very deeply punctate-white: antennæ red: legs pitchy-red: anterior tibiæ bispinous at the tip, externally bidenticulate.

Taken on the coasts of Sussex and Hants: also in the Isle of Wight.

Page 43. Sp. 7 a. *DYSCHIRIUS fulvipes*. *De Jean, Col. i. 425.*—*Suprà nigro-æneus, tibiis anticis apice bispinosis, extrorsum bidenticulatis, elytris ovatis, punctato-striatis, antennis pedibusque rufis.* (Long. corp. 2½ lin.)

Rather longer than *De. thoracicus*, which it greatly resembles; above brassy-black; elytra ovate, punctate-striate, the striæ rather deeply impressed: legs and antennæ rusty-red.

Found on the coasts of Essex and Suffolk.

Page 43. Sp. 8 a. *DYSCHIRIUS pusillus*. *De Jean, Col. i. 425.*—*Suprà æneus, tibiis anticis apice bispinosis, extrorsum bidenticulatis, elytris elongato-ovatis, profundè striato-punctatis, antennis pedibusque rufo-piceis.* (Long. corp. 1½ lin.)

Brassy above; rather less than *D. æneus*, but more oblong and nearly cylindrical; elytra narrow, elongate-ovate, deeply punctate-striate: antennæ and legs pitchy-red.

Taken in Norfolk and on the Yorkshire coast.

Page 43. Sp. 9 a. *DYSCHIRIUS minimus*. *Curtis, fol. 354.*—*Suprà chalybeus, ore antennisque ferrugineis, pedibus castaneis, tibiis anticis calcaris duabus incurvis armatis.* (Long. corp. 1 lin.)

“Dull bluish-black: trophi and antennæ ferruginous, the latter dark towards the apex: legs castaneous: thorax with a transverse channel before, and an obscure one down the centre, deep at the base: elytra with eight punctured striæ on each, vanishing at the apex; anterior tibiæ terminated by two incurved spurs.”—*Curtis, l. c.*

Found near London, and in Norfolk.

Page 43. *DISTOMUS*.—This name must be changed, it being previously employed by Lamarck: as the species is doubtfully British, I have retained Zeigler’s name of *Aristus* to the genus in my Nomenclature (2d edit.)

Page 46. *CYCHRUS rostratus*. *Curtis, ix. pl. 426.*—This author, with his habitual tact for misrepresenting what I observe, says, “*C. elongatus* and *C. attenuatus* have carelessly been recorded as British; but the specimens

supposed to have been the former insect I stated at the time were only varieties of *C. rostratus*; and Mr. Stephens has since acknowledged the admission of the latter to be a mistake of his own." I beg the reader, therefore, to refer to my observations in page 46 of my first volume, under each of the species respectively.

Page 48, note. ‡*CARABUS purpurascens*. This insect has been taken near Weymouth by Mr. Saunders.

Page 49. †*CARABUS agrestis*?—Curtis, in folio 446, says, "Mr. Samouelle informs me this is not the *C. agrestis*, the insect described by Mr. Stephens." In the place quoted it is called *C. Lippii* of Dahl: whether it be so I have no means of ascertaining: in page 49 I leave it in doubt.

Page 50. *CARABUS monilis*, var.  $\beta$ . This appears to be a distinct species from var.  $\alpha$ , as presumed in this page: I therefore retain Panzer's name, *Ca. consitus*, as given in my Nomenclature.

Page 50. *CARABUS cancellatus*. Upon a re-examination of the synonyma of this and the following species, they appear to have been partially reversed: this may be *Ca. granulatus* of Linné, doubtfully placed by me to the next insect.

Page 51. *CARABUS granulatus*, Linné?—This is *Ca. cancellatus* of Illiger, as referred to in my Catalogue, No. 67.

Page 52. Sp. 9 a. *CARABUS exasperatus*. Curtis, x. pl. 446.—*Ater oblongus, thoracis elytrorumque margine violaceo, elytris lineis numerosis longitudinalibus interstitiis punctatis.* (Long. corp. 1 unc.)

"Black, shining, head and thorax finely wrinkled, the latter broad and subquadrate, reticulated, distinctly and thickly punctured on the sides, which are blue and violaceous, with a channel down the centre: elytra with numerous fine longitudinal elevated lines, with punctures between them, scabrous towards the apex, the margin reflexed and violet colour; pubescence of antennæ ferruginous: claws, spurs, and mandibles, partially castaneous."—Curtis, l. c.

Taken "under a block of stone near a quarry in the Isle of Portland, in June." Curtis, l. c. I have a pair corresponding with the above description (which differs from De Jean's, who lays considerable stress upon the diagnosis of *three* elevated, and occasionally interrupted *lines only* on each elytron,) found near London in the spring.

Page 53. Sp. 11 a. †*CARABUS hortensis*. Linné, *S. N.* ii. 668.—This is the same as Sp. 13, *Ca. gemmatus*, Fabricius, of which the description appears in the note in page 53. It has lately been taken in the north of England.

Page 53. Sp. 12. *CARABUS hortensis*, Fabricius.—This is *Ca. nemoralis*, Illiger, as stated in my Catalogue, No. 72; and as the Linnæan species appears to be different from the Fabrician, as above shown, Illiger's name must be retained for this insect.

Page 54. Sp. 15. †CARABUS auronitens. Of this insect I state, "This splendidly-brilliant species has long been traditionally reputed a native of Britain; and I have recently been informed that Mr. H. Griesbach has a specimen, which was lately taken near Dover, but I have not seen it."—Vide Obs. on the next species.

Page 55. Sp. 16. CARABUS auratus. "Exmouth, Devon, Canterbury, and near Dover—Mr. H. Griesbach: this specimen is stated by Mr. Stephens to be the *C. auronitens* of *Fab.*, a species that has never been found in England."—*Curtis, fol.* 446. The quotation above sufficiently refutes this misrepresentation.

Page 57. Sp. 1. CALOSOMA Sycophanta. *Curtis, vii. pl.* 330.—Many specimens of this beautiful insect have occurred during the last few years on the coasts of Norfolk, Suffolk, Sussex, Essex, and Kent—some floating at sea, it is said.

Page 60. Sp. 3. NEBRIA livida. This insect now occurs in great plenty on the north-eastern coast of Yorkshire.

Page 61. Sp. 1 a. †HELOBIA lata. *Ent. Mag. (Newman) v. i. p.* 284.—"*Nigra, ore, antennis, prothoracis marginibus lateralibus, tibiis tarsisque piceis.*"—Newman, l. c. (Long. corp.  $6\frac{1}{2}$  lin.)

"Black, slightly iridescent, particularly by candle-light; mandibles, palpi, antennæ, tibiæ, and tarsi, pitchy-coloured black, with an indentation less deep than in *H. brevicollis*; prothorax very wide, the lateral margins alone pitchy; elytra punctate-striated, very wide; shoulders obtusely rounded."—*Newman, l. c.*

"Taken in abundance in the neighbourhood of Cork."—*Newman, l. c.*

Page 61. Sp. 1 b. HELOBIA varicornis. *Entom. Mag. (Newman) v. i. p.* 285.—"*Picea, antennis basi rufo-piceis, medio-nigris, apice brunneis.*"—Newman, l. c. (Long. corp. 5 lin.)

"Pitchy-black; mandibles, palpi, and first joint of antennæ pitchy-red; second, third, and fourth joints deep glossy black: the remaining joints pilose and light brown; crown of the head with a smaller, but deeper indentation than the last; prothorax black; all the margins unicolorous: elytra punctate-striated, deep brown-black: legs pitchy; the tibiæ and tarsi somewhat lighter; the two last segments of the abdomen beneath red."—*Newman.*

"Taken in considerable abundance, in the neighbourhood of Nottingham, by Dr. Howitt."—*Newman, l. c.*

Page 62. Sp. 3 b. HELOBIA impressa.—*Ent. Mag. (Newman) v. i. p.* 285.—"*Nigra, micans, elytrorum striis 3 et 5 foveis impressis.*"—Newman, l. c. (Long. corp.  $5\frac{1}{4}$  lin.)



“Black, glossy; mandibles, palpi, antennæ, and legs sometimes slightly rufous, but generally quite black: prothorax exceedingly narrow, and attenuated posteriorly: the elytra are striated, much depressed, and indented with irregular foveæ on the third and fifth striæ from the suture.”  
—*Newman, l. c.*

“Taken in Scotland by Mr. Walker.”—*Newman.*

Page 63. Sp. 1 a. †*LEISTUS nigricans.* *Ent. Mag. (Newman) v. i. p. 286.*—*Steph. Nomen. 2d edit. col. 4.*—“*Nigricans, tenuitèr iridescens; ore, antennis, tarsisque griseis.*”—*Newman, l. c. (Long. corp. 4½ lin.)*

“Dull black; in some lights with a slightly iridescent tinge: mandibles, palpi, and antennæ pitchy-red: prothorax black, considerably more elongate than that of *L. spinibarbis*; elytra likewise narrower; femora and tibiæ black: tarsi pitchy.”—*Newman, l. c.*

“Taken by the late Mr. Hobson near Manchester.”—*Newman, l. c.*

Page 64. Sp. 3 a. †*LEISTUS Janus.* *Ent. Mag. (Newman) v. i. p. 286.*—*Steph. Nomen. 2d edit. col. 4.*—“*Rufescens; prothorace capiteque cæruleo-nigris; ore, antennis, pedibusque ferrugineis.*”—*Newman, l. c. (Long. corp. 4¼ lin.)*

“Mandibles, palpi, antennæ, and legs ferruginous; head blue-black; prothorax blue-black, with a slender rufescent margin; elytra rufescent, with an iridescent tinge.”—*Newman, l. c.*

“Abundant in the north of England.”—*Newman, l. c.*

Page 64. Sp. 3 a. †*LEISTUS indentatus.* *Ent. Mag. (Newman) v. i. p. 286.*—*Steph. Nomen. 2d edit. col. 4.*—“*Purpureo-niger; ore, antennis, pedibusque ferrugineis; elytris prope basin strigá communi transversá indentatis.*”—*Newman, l. c. (Long. corp. 3½ lin.)*

“Mandibles, palpi, antennæ, and legs ferruginous: head, prothorax, and elytra glossy, purple-black: elytra with a deep transverse indentation, common to both, near their insertion.”—*Newman, l. c.*

“Taken near Cromer in Norfolk, by L. Rudd, Esq.”—*Newman, l. c.*

Page 64. *LEISTUS montanus*: has occurred in several places in the north of England and south of Scotland; also on the mountains of Wales.

Page 72. Sp. 2 a. *BADISTER microcephalus.* *Steph. Nomen. 2d edit. col. 5.*—*Niger, capite thorace multo angustius, thorace posticè angusto scutello pedibusque rufis, elytris rufis maculis duabus atris.* (Long. corp. 2—2½ lin.)

Black, head rounded, much narrower than the thorax, the latter elongate, very much narrowed behind, and with the scutellum and legs pale red: elytra also pale red, with two blue-black rounded spots towards the apex, a little behind the middle: antennæ pale red at the base, the apical joints slightly pitchy.

Found, but not commonly, in the vicinity of London, in the spring.

Page 73. Sp. 3 a. *BADISTER lacertosus*. *Knoch.—Sturm, Deut. Faun. v. iii. p. 188. pl. 75. f. n.—Niger, thorace capite latiore, scutello pedibusque rufis, elytris antice rufis, apice nigris, suturá maculáque angulatá communi rufis.* (Long. corp. 3 lin.)

Black, thorax wider than the head, and with the scutellum and legs red; elytra red anteriorly, black posteriorly, with the suture, and an angulated common spot, towards the apex, red.

I have specimens of this species that were taken near London.

Page 74. Sp. 1. *LICINUS depressus*. This species continues to be taken on the chalk hills near Dorking, Leith Hill, &c. and Dover, not uncommonly.

Page 75. Sp. 3. *LICINUS Silphoides*. Taken abundantly in company with the last.

Page 78. Sp. 4. *CHLÆNIUS melanocornis* has been taken several times in the vicinity of Whittlesea Mere, and also in Cambridgeshire.

In Loudon's *Mag. Hist. Nat. v. ii. 302*, is a notice, with a fig. (86), of a monstrosity of the mesotarsus of *Chl. vestitus*.

Page 81. Sp. 1. *CALLISTUS lunatus*. Not uncommon on the chalk hills between Dover and Ramsgate, and in the neighbourhood of Reading, Berks.

Page 85. Genus 34 a. *PRISTONYCHUS*, *De Jean*.

*Palpi* rather long, the terminal joint nearly cylindrical, and truncate at the apex: *labrum* subquadrate, faintly notched in front: *mandibles* very acute, slightly bent: *mentum* with a bifid tooth in the centre of its anterior notch. *Antennæ* very long and filiform, with the third joint scarcely three times as long as the second: *head* porrect, elongate: *thorax* narrowed behind, elongate-cordate: *elytra* elongate-ovate: *wings* generally wanting: males with the first three joints of the *anterior tarsi* dilated; *claws* finely denticulated beneath.

Differs from *Sphodræ* by having the claws denticulated beneath, the third joint of the antennæ shorter in proportion, and in other less evident characters: the only indigenous species is *Pr. Terricola*, described in page 85 of vol. i.

Page 87. Sp. 3 a. *AGONUM fulgens*. *Loudon Mag. Hist. Nat. (Davis) v. v. p. 247, note.—Viridi-nigrum, supra igneo-cupreum, aut chalybeo-atrum, elytris punctato-striatis, interstitiis minutim strigosis.* (Long. corp. 3—3½ lin.)

Above "of a brilliant fiery copper, mingled with a purplish tint, the sides of the thorax and the elytra reflecting a golden-green, and the suture on each side occasionally tinged with a grassy-green: head rugose; anteriorly with a transverse impression; posteriorly smooth; labrum, mandibles, palpi, and three basal joints of the antennæ, shining black, reflecting green:

thorax anteriorly with a curved impression extending to the angles; the sides considerably dilated, rugose and elevated towards the posterior angles; an abbreviated dorsal channel; the base rugosely punctate, and the whole disc beautifully strigose: elytra ovate, a little depressed, delicately punctate-striate, and the interstices minutely strigose: between the second and third striæ are five impressed dots, and in some specimens another nearly at the termination of the seventh stria, and an irregular series of impressions on the margin; deeper towards the apex, and of a triangular form; beneath shining dark green, with a brassy tinge; femora and tibiæ shining black, reflecting a rosy tint; tarsi totally black."—*Davis, l. c.*

Inhabits "the high moors near Halifax, during the winter."—*Davis, l. c.*

Page 96. Genus 36. ODONTONYX, *Steph.*

This genus is restricted to a single species, *Car. rotundicollis* of Marsham: the other species of my Catalogue, No. 151, forms a portion of the

Genus 36 a. OLISTHOPUS, *De Jean,*

which differs chiefly in having the claws simple, the thorax rather more orbicular, and in being generally provided with ample wings: the mentum without a tooth in the centre of its anterior notch.

The only species, *Ol. rotundatus*, occurs in plenty in most parts of the kingdom, and also in Scotland.

Page 99. Sp. 4 a. †*CALATHUS apicalis*. *Ent. Mag. (Newman) v. i. p. 287.*—*Steph. Nomen. 2d edit. col. 7.*—"Ferrugineus; capite antennarumque apicibus nigris."—*Newman, l. c.* (Long. corp. 4 lin.)

"Palpi, the three basal joints of the antennæ, prothorax, elytra, and legs, pale ferruginous; the remaining joints of the antennæ are deep black, each slightly tipped with ferruginous: elytra striate, without any punctures."—*Newman, l. c.*

Locality unknown: in Mr. Davis's cabinet; probably a variety of *C. mollis*.

Page 100. Sp. 5 a. †*CALATHUS flavipes*. *Paykull, Mon. Car. p. 37.*—"Niger, subtus piceus, pedibus rufis, thorace subquadrato elytris arcuè juncto, elytris 9-striatis; striis 4-punctatis."—*Paykull, l. c.*

Black, pitchy beneath, legs red; thorax subquadrate; elytra with nine striæ, of which four are punctate.

*Curtis* gives this as synonymous with *Ca. crocopus* of *Hoffmansegg* (Sp. 5), with which it has evidently nothing to do, as pointed out in page 100.

Page 107. *POGONUS chalcus*. Under this name it appears at least two species are included: the first, the true *chalcus* of Marsham, may be thus characterized:—"Æneus thorace quadrato, postice subcoarctato; elytris subelongatis, suboblongo-ovatis, striato-punctatis, striis exteriore obsolete, punctisque tribus impressis; pedibus rufis æneo-micantibus." (Long. corp.  $2\frac{1}{2}$ —3 lin.)

Brassy; thorax quadrate, a little narrowed behind; elytra rather elongate, of an oblong-oval, punctate-striate, the outer striæ vanishing, on the disc three impressed dots: legs red, with a brassy tinge.

Sp. 2 a. *POG. littoralis*. *Dufls. Faun. Aus. ii.* 183.—“*Obscure-æneus*; *thorace quadrato, postice subcoarctato*; *elytris elongatis, parallelis, striato-punctatis, punctisque tribus impressis*; *pedibus rufo-æneis*.” (Long. corp. 2½—3½ lin.)

Dull brassy; thorax quadrate, a little narrowed behind; elytra elongate, parallel, punctate-striate, with three impressed dots on the disc: legs brassy-red.

Page 113. Sp. 2. *OMASEUS* *Bulwerii*. This insect is always considerably smaller, more slender in proportion, and usually of a more brilliant metallic gloss than the next: the impressed dots are also differently placed. I possess several examples of both sexes, all of which were found in Ireland.

Page 114. Sp. 3. *OMASEUS* *Orinomum*. Of this species I have now seen upwards of 300 specimens, none of which have been found in Ireland—the majority from the Welsh mountains, and a few from those in the north of England and of Scotland; but although some of them possess a slight metallic hue, I have been hitherto unable to meet with a single example that would unite this species with the foregoing.

Page 115. Sp. 7 a. *OMASEUS* *rotundicollis*. *Steph. Nomen. 2d edit. col. 8.*—*Ater, nitidus, thoracis lateribus rotundatis, basi utrinque bisulcato, elytris profundè sulcato-striatis, punctis tribus impressis.* (Long. corp. 5 lin.)

Deep glossy black: thorax with the sides regularly rounded from the base to the apex, the posterior angles very obtuse; the base on each side with two short but deep channels: elytra deeply sulcate-striate, the striæ smooth; on the disc three deeply impressed dots.

Found near London.

Page 115. Sp. 7 b. †*OMASEUS* *tetricus* of Haliday I have never seen.

Page 115. Sp. 7 c. *OMASEUS* *sulcatus*. *Steph. Nomen. 2d edit. col. 8.*—*Alatus, niger*; *thorace subquadrato, posticè subangustato, utrinque punctato, foveolato, bistriato*; *elytris oblongis subparallellis, profundè striatis, punctisque duobus impressis, obscuriusculis.* (Long. corp. 6—8 lin.)

Winged; black: thorax subquadrate, somewhat narrowed behind, and punctate on both sides; at the base, near each angle, are two short striæ and a fovea; elytra oblong, nearly parallel, deeply striated, rather obscure, and with two dorsal impressions on each.

Taken on the Welsh mountains.

Page 116. Sp. 1 a. *STEROPUS* *arrogans*. *Duftschnid Faun. Aust. v. ii. p. 60.*—*Steph. Nomen. 2d edit. col. 8.*—*Niger nitidus convexus, thorace subrugoso, striâ posticè utrinque impressâ, elytris ellipticis subtilissimè striatis.* (Long. corp. 8—9 lin.)

Glossy black, convex; thorax somewhat raised, especially in front, the disc transversely wrinkled, and with a longitudinal channel; the hinder margin

on each side with a short stria: elytra elliptic, very delicately striated: legs deep black.

Found on the Welsh mountains.

Page 117. Sp. 2 a. *STEROPUS cognatus*. *Steph. Nomen. 2d edit. col. 8.*—*Ater nitidus, thorace postice utrinque profundè foveolátá, elytris subovatis subpunctato-striatis, punctisque tribus impressis, tarsis piceis.* (Long. corp. 6 lin.)

Deep glossy black; thorax orbicular, with a deep fovea on each hinder angle; elytra somewhat ovate, deeply striate, the striæ faintly punctured, and the disc with three remote impressions: legs black, with pitchy tarsi.

The males of this and of the preceding species differ from the others of the genus by having a process on the penultimate or terminal joints of the abdomen beneath.

Taken on Snowdon.

Page 117. Genus 45 a. *MISCODERA*, *Eschscholtz.*

*Palpi* moderate, external maxillary with the terminal joint short, elliptic-truncate; labial with the terminal joint somewhat fusiform, the apex slightly truncate: *mandibles* acute, with a small tooth on the inner edge: *labrum* transverse, faintly notched in front: *mentum* deeply emarginate in front, with an obtuse tooth in the middle, the lateral lobes round. *Antennæ* shortish, the basal joint stout, second short, third almost as long as the basal, fourth slender and rather short, remainder moniliform, the terminal joint being longest and somewhat acute: *head* small: *thorax* somewhat globose: *elytra* remote, ovate: *legs* short: *tibiæ* simple.

The very smooth polished surface of these insects, combined with their globose and tumid thorax (whence the name *Oncoderus*, that I applied to the first specimen I received from Mr. Gibson at the time the sheet in which it is named was in the press,) will distinguish them from the other *Harpalidæ*: they appear somewhat allied to *Brosicus*, which they resemble by having the elytra remote. The genus was first characterized by *Eschscholtz.*

Page 117. Sp. 1. *arctica*. *Steph. Nomen. 2d edit. col. 8.*—*Clivina arctica. Payk. Faun. Suec. v. i. 85.*—*Nitidissima, subtus rufo-picea, antennis pedibusque rufis, elytris dorso punctato-striatis.* (Long. corp. 4—4½ lin.)

Very glossy and smooth; above of variable tint, being brassy-greenish or bluish-black, with the margins of the elytra, &c. sometimes concolorous, at others different, and varying also in punctation; the elytra with a variable number of punctate striæ on the base within, vanishing towards the apex; the space behind the thorax more or less punctate; beneath pitchy-red: antennæ and legs red.

*Leiochiton Readii*, *Curtis, v. viii. pl. 346*, forms one of the numerous varieties of this inconstant species.

First obtained from Mr. Gibson, who took the insect in the neighbourhood of Halifax; since from the Rev. W. Little, who finds them not uncommonly in various parts of Scotland: it also occurs in Derbyshire, and on the eastern moors of Yorkshire.

Page 120. Genus 49 a. COPHOSUS, *Ziegler*,

Which is distinguished from Omaseus, which it greatly resembles, by having the body very long and cylindric, the antennæ shorter, and the palpi stouter; the species are generally of moderate size, always apterous, and of an exceedingly brilliant black tint: one species only (*C. elongatus*, page 121) occurs in England; but Mr. Curtis, after giving a figure thereof as British, marks it in his Guide with an indication of doubt as to its native origin.

Page 121. PTEROSTICHUS brunnipes. This insect occurs in great plenty in the neighbourhood of Newcastle.

Page 122. Genus 49 b. ADELÓSIA, *Steph.* (*ἀδηλος* obscurus.)

The genus *Feronia*? of the second edition of my Nomenclature, a name that cannot be employed, inasmuch as it was proposed twenty years ago by Dr. Leach for a genus of Homalopterous insects, and published with descriptive characters in the second volume of the Memoirs of the Wernerian Society: the British species are distinguished from *Pterostichus* by being of a much smaller size, generally of a metallic black or brown, depressed, with the thorax considerably narrowed behind; the antennæ are rather short and stout, and the palpi very slender.

Page 125. Genus 51 a. CHEPORUS, *Latreille*.

This differs from *Abax*, not only by its brilliant metallic splendour, but also in being more convex, of a different form, the palpi less robust, antennæ shorter and more slender, &c.: one species only is known, *Ab. metallicus* of page 125.

Page 128. Sp. 3 a. AMARA subænea. *Megerle*.—*Sturm. Deut. Faun. v. vi. p. 39. pl. cxliii. f—a. A.*—*Steph. Nomen. 2d edit. col. 9.*—*Sordide ochraceo-flava, supra æneo-brunnea nitida, thorace postice punctato utrinque striis duabus impressis, elytris punctato-striatis, pedibus fusco-ochraceis.* (Long. corp. 5 lin.)

Beneath dull ochreous-yellow; above of a brassy-brown and shining; thorax punctate on the hinder margin, and having near each angle two short impressed striæ: elytra ovate, finely punctate-striate: legs ochreous-brown, with fuscous spines on the tibiæ.

Found near London.

The genus AMARA is a very puzzling one: for alterations in its nomenclature, and I may here state in that of other portions of the Coleoptera, I must refer the reader to the second edition of my Nomenclature.

Page 136. Sp. 1 a. *BRADYTUS marginatus*. *Curtis?*—*Steph. Nomen. 2d edit. col. 9.*—*Niger nitidus, thorace lato rufo-marginato, postice utrinque punctato, elytris crenato-striatis; pedibus rufo-ferrugineis.* (Long. corp. 4 lin.)

Black, glossy; thorax broad, edged with red, especially on the sides, behind punctured towards each angle, with a fovea: elytra crenate-striate: legs rusty-red.

Taken not uncommonly near London.

Page 137. Sp. 2 a. *BRADYTUS torridus*. *Illiger, Kaf. Preus. v. i. p. 173.*—*Steph. Nomen. 2d edit. col. 9.*—*Oblongus, supra plerumque nigro-piceus thoracis lateribus subrotundatis, postice subangustato, utrinque punctato-bistriato, elytris oblongis subparallelis striato-punctatis; antennis rufis, pedibus fuscis.* (Long. corp.  $3\frac{1}{2}$  lin.)

Oblong; above, for the most part, pitchy-black; thorax with its sides somewhat rounded, narrowed behind, and on each side two short punctate striæ: elytra oblong, nearly parallel, punctate-striate: antennæ red: legs fuscous.

Found in Scotland.

Page 141. *HARPALUS*. This genus is a very difficult one to understand: since the publication of the former portion of this work many new species have been discovered, some of which I shall endeavour to characterize, and I may observe that of these most of them have occurred in tolerable plenty, so that their apparent distinctness does not arise from the peculiarities of individual specimens.

Page 142. Sp. 3. *HARPALUS stygius*. Of this insect, which Mr. Curtis says "is the female probably of *Ha. serripes*," as well as of this last insect, I have a series of both sexes of each species: the less spined tibiæ of *stygius* will distinguish that insect from the other.

Page 144. Sp. 7 a. *HARPALUS atricornis*. *Steph. Nomen. 2d edit. col. 10.*—*Ater nitidus, antennis nigris, basi palpisque piceis, thorace postice utrinque striolâ unicâ.* (Long. corp.  $3-3\frac{1}{2}$  lin.)

Shining black: antennæ totally black, except the basal joint and palpi being pitchy: thorax behind with a single simple stria on each side towards the angle.

Found near Windsor and in Glamorganshire.

Sp. 15. *HARPALUS depressus* has been taken frequently in England.

Sp. 15 a. *HARPALUS Melampus*. *Dufts. Faun. Aust. v. ii. p. 96.*—*Sturm, Deut. Faun. v. iv. p. 19. pl. lxxx. f.—b. B.*—*Niger nitidus, thorace quadrato posticè rugoso-punctato et utrinque impresso, elytris striatis, antennarum basi rufo.* (Long. corp. 6 - 7 lin.)

Shining black, very broad: thorax quadrate, rugose-punctate behind, with an impression on each side; elytra striated, the alternate striæ towards the apex with numerous impressions: antennæ red at the base.

Taken near London, and in the Isle of Portland.

Sp. 16. *HARPALUS cupreus*. This has been taken several times on the banks of the Thames, below Gravesend.

Page 147. Sp. 16 a. *HARPALUS Potisii*. *Sturm, Deut. Faun. v. vi. p. 11. pl. lxxxiii. f—c. C.—Steph. Nomen. 2d edit. col. 10.—Niger, elongatus, thoracis quadrati lateribus tenuissime, antennis pedibusque ferrugineis, elytris striatis viridi-nitentibus.* (Long. corp. 6 lin.)

Elongate black; thorax quadrate, with the sides delicately edged with red; elytra of a glossy-green, finely striated; antennæ and legs ferruginous. This very beautiful insect has been taken near Gravesend, whence I have obtained it.

Page 149. Sp. 22 a. †*HARPALUS ruficeps*. *Oskay.—Curtis, v. x. pl. 458.—Castaneo-ochraceus, capite toto thoracis elytrorumque marginibus castaneis, antennis, palpis, pedibusque ochraceis.* (Long. corp. 5 lin.)

Ochreous, with a chestnut tinge: head entirely of a reddish chestnut; thorax black, with chestnut margins; elytra also black, with the lateral margins chestnut: legs and antennæ pale ochreous; palpi the same.

Probably a variety of *Ha. punctiger*: found in the Isle of Man.

Page 149. Sp. 24 b. *HARPALUS acuminatus*. *Waterhouse MSS.—Steph. Nomen. 2d edit. col. 10.—Ater nitidus, thoracis marginibus lateralibus antennis pedibusque rufo-testaceis, elytris posticè acuminatis.* (Long. corp. 6 lin.)

Shining black: thorax punctate posteriorly, the lateral margin narrowly testaceous: elytra finely and simply striated, much acuminated behind: legs and antennæ testaceous-red: palpi the same.

Found at Windsor and near Gravesend.

Page 149. Sp. 24 c. *HAR. lateralis*. *Steph. Nomen. 2d edit. col. 10.—Ater nitidus, thoracis elytrorumque marginibus lateralibus, palpis, antennis, palpisque rufo-testaceis; labro piceo limbo rufo.* (Long. corp. 4 lin.)

Glossy-black: head small: thorax with two punctate foveæ behind, the lateral margins red; elytra finely striate, the striæ impunctate; the lateral margins narrowly edged with red: legs pitchy-red: antennæ and palpi also red: labrum pitchy, with the margins red.

Found in the vicinity of London.

Page 150. Sp. 25 a. *HARPALUS perplexus*. *De Jean, Col. v. iv. pl. 314.—Steph. Nomen. 2d edit. col. 10.—Oblongus, nigro-piceis, thorace quadrato postice utrinque subfoveolato, elytris striatis, interstitio tertio puncto impresso, antennis pedibusque rufis.* (Long. corp.  $4\frac{1}{2}$  lin.)

Oblong, pitchy-black; thorax quadrate, punctate behind, and slightly foveolated, near each angle, the latter straight; elytra striated, tinted with greenish in the males, with a puncture near the apex of the third interstice from the suture; antennæ and legs red.

Found near London.



Page 150. Sp. 28 a. *HARPALUS maculicornis*. *Waterhouse MSS.*—*Steph. Nomen. 2d edit. col. 10.*—*Ater nitidus, thorace posticè utrinque foveâ punctatâ, antennis testaceo-rufis, nigro maculatis, palpis pedibusque fulvis.* (Long. corp. 4 lin.)

Above glossy black; thorax with a deep punctured fovea on each side at the base; elytra simply striated; legs and palpi fulvous; antennæ testaceous-red, with several of the basal joints black at the base.

Taken, but not abundantly, near London.

Page 151. Sp. 29 a. *HARPALUS picilabris*. *Waterhouse MSS.*—*Steph. Nomen. 2d edit. col. 10.*—*Niger, subnitidus, thorace postice utrinque unistriato, pedibus labroque piceis, antennis palpisque rufis.* (Long. corp.  $4\frac{1}{2}$ —5 lin.)

Narrow, black, slightly glossy; thorax with a single impunctate stria on each side behind; elytra finely and simply striate; legs and labrum pitchy; antennæ and palpi red.

Found in the neighbourhood of London and of Windsor.

Page 151. Sp. 30 a. *HAR. nigripalpis*. *Waterhouse MSS.*—*Steph. Nomen. 2d edit. col. 10.*—*Ater subnitidus, palpis nigris, pedibus nigris, tarsis piceis; antennis piceo-nigris.* (Long. corp. 4 lin.)

Black, rather glossy: palpi jet-black: legs black, with pitchy tarsi: antennæ pitchy-black, the base of some of the joints darker: thorax with a simple impressed stria on each side behind.

Taken near Windsor and near London.

Page 151. Sp. 30 b. *HAR. nigricornis*. *Steph. Nomen. 2d edit. col. 10.*—*Ater subnitidus, thorace posticè foveâ punctatâ, antennis pedibusque piceo-nigris, palpis piceis, apice rufis.* (Long. corp.  $4\frac{1}{2}$  lin.)

Black, rather glossy; thorax with a broad punctured fovea on each side at the base; elytra rather deeply striated, the striæ obscurely punctured: legs and antennæ pitchy black: palpi pitchy, with the apex red.

Found near London.

Page 157. Sp. 49 a. *HAR. rufitarsis*. *Dufschmid. Faun. Aust. ii. 82.*—*Steph. Nomen. 2d edit. col. 11.*—*Niger nitidus, thorace postice utrinque foveolâ impressâ, antennarum articulo basali ferrugineo, tarsis rufis.* (Long. corp. 6 lin.)

Shining black: thorax behind with an impressed punctate fovea on each side; antennæ with the basal joint ferruginous; tarsi red

Inhabits the banks of the Thames, below Gravesend.

Page 157. Sp. 49 b. *HAR. calceatus*. *Dufsch. Faun. Aust. ii. 81.*—*Steph. Nomen. 2d edit. col. 11.*—*Niger, thorace postice angustiore, elytris profunde striatis, antennis tarsisque rufis.* (Long. corp. 6 lin.)

Black, shining: thorax narrowed behind, and punctured, with a fovea on each side; elytra deeply, but simply, striated: antennæ and tarsi red.

Taken near Deal.

Page 157. Sp. 49 c. *HARPALUS* tenebrosus. *De Jean*, Col. v. iv. p. 358.—*Curtis*, fol. 458.—*Oblongus supra nigro subcyaneus, thorace posticè utrinque subfoveolato, foveis punctatis, elytris striatis; antennarum basi tarsisque rufis.* (Long. corp. 5 lin.)

Oblong; above of a glossy bluish-black: thorax subquadrate, a little narrowed in front, the posterior angles straight; behind on each side slightly foveolated, the foveæ punctured: elytra striated, with an impression on the third interstice; antennæ at the base and the tarsi red.

Found on the coast of Sussex and in the Isle of Wight.

Genus 56 a. *PANGUS*, *De Jean*.

*Palpi* short, terminal joint somewhat ovate-truncate; *mandibles* dissimilar, left acute, simple at the apex, right bifid; *labrum* transverse, rounded in front. *Antennæ* short and filiform, the basal joint longest: *head* broad: *thorax* broad in front, much narrowed behind, and the angles slightly rounded; the base straight: elytra broad, a little remote from the thorax, and slightly waved at the base; *legs* short, furnished with long cilia; four anterior tarsi of the males with four dilated joints.

This genus embraces *Harpalus* scaritides, page 154.

Genus 56 b. *ANISODACTYLUS*, *De Jean*.

*Palpi* with the terminal joint elongate, slightly ovate, nearly cylindric, and truncate; *labrum* transverse, subquadrate; *mandibles* curved, obtuse; *mentum* emarginate, the notch simple. *Antennæ* rather short and filiform; *head* more or less rounded, narrowed behind; *thorax* somewhat quadrate, or trapezoid; *body* oblong; *elytra* somewhat ovate, rather deeply striated; *legs* short; males with the four anterior tarsi strongly, but unequally, dilated, the basal joint being smallest, and the fourth largest and somewhat heart-shaped.

In this genus are embraced *Harpali* pœciloides, cyaneus, binotatus, and spurcaticornis, pages 153, 154, 157, and 158.

Genus 56 c. *ACTEPHILUS*, *Steph.* (*Ακτη* litus, *φίλος* amicus.)

*Palpi* short, terminal joint longest, rather acute, very slightly truncate; *labrum* quadrate, entire; *mandibles* short, rather acute; *mentum* emarginate in front, with a slight lobe in the centre of the notch. *Antennæ* short, the second joint very short, third longest, apical one ovate; *head* broad; *eyes* prominent; *thorax* transverse, the angles rounded; *elytra* rather broad and short; *legs* short, anterior stout and simple; intermediate and posterior with ciliated tibæ; four anterior *tarsi* of the males with four nearly equally dilated joints.

This genus corresponds with my section A. a. 3.\*\*, and contains *Harpali* vernalis and pumilus, both of which frequent sandy maritime districts:—the last species has been often taken since the foregoing account was published.

Page 159. OPHONUS: of this genus De Jean erroneously considers that English entomologists are ignorant of the species allied to *Op. puncticollis*: he has merely to refer to Curtis, fo. 191, or to my first vol., page 160, &c., to be convinced of the contrary.

Page 163. OPHONUS *lævicollis*. *Op. brevicollis*. *Steph. Nomen. 2d edit. col. 11.*—*Atro-piceus subtus dilutior, antennis pedibusque pallide testaceis, thorace brevissimo, disco subpunctato, limbo profundè et creberrimè punctato.* (Long. corp.  $2\frac{1}{2}$  lin.)

Deep pitchy-black, paler beneath; thorax transverse, very short, rounded on the sides, the disc obscurely and somewhat remotely punctured; the sides thickly, deeply, and rather coarsely punctured; elytra faintly striate, the interstices thickly and minutely punctured: legs and antennæ pale testaceous.

As De Jean has an *Oph. brevicollis* (which is the same as *Op. cribrellus* of this work, and consequently falls), I have been compelled to substitute another name.

Found on the banks of the Thames, below Gravesend.

Page 166. Sp. 2. STENOLOPHUS *vaporariorum*:—Sp. 3. STENOLOPHUS *Skrimskiranus*: Madingley wood, Cambs.

Page 176. Sp. 1. AËPUS *fulvescens*. “Berwick upon Tweed, in crevices of rock far below high water mark, in company with various species of sea-worms, &c.”—*Dr. G. Johnston.*

Page 166. Genus 59 a. MASOREUS, *Ziegler.*

*Palpi* with the terminal joint elongate, nearly cylindric and truncate; *labrum* transverse, faintly emarginated in front; *mandibles* exerted, much bent, and very acute; *mentum* emarginate in front, without a central lobe. *Antennæ* filiform, composed of joints of nearly equal length; *head* subtriangular, narrowed behind; *thorax* transverse, emarginate anteriorly, the sides dilated and rounded, the base rather remote from the *elytra*, the last oblong, oval, depressed, a little truncate at the extremity; *legs* moderate; males with three dilated joints to the anterior tarsi.

Sp. 1. MA. *luxatus*. *Creutzer.*—*De Jean, Col. v. iii. p. 537.*—*Steph. Catal. Appendix, i. p. 406. No.* ——*Curtis, v. vii. pl. 287.*—*Oblongo-ovatis, nigropiceus, elytrorum basi, antennis pedibusque ferrugineis.* (Long. corp.  $2-2\frac{1}{2}$  lin.)

Oblong-ovate, pitchy-black, or pale chestnut, glossy: elytra the same, faintly punctate-striated, with the base, and the antennæ and legs, entirely ferruginous: thorax sometimes pitchy, at others pale chestnut, or ferruginous.

One of my specimens is entirely ferruginous.

Taken on the shore of the Thames by Sheerness, and rather abundantly on the Chesil bank of the Isle of Portland, whence I have a fine series given to me by my friend Professor Henslow.

First recorded as British in the note in vol. ii. p. 127 of these Illustrations.

Page 168. Sp. 3 a. *TRECHUS nitidus*. *Steph. Nomen. 2d edit. col. 12.*—*Nigropiceus nitidissimus, thorace piceo limbo flavo, elytris depressis subcaerulescentibus, antennis piceis, basi palpis pedibusque flavis.* (Long. corp.  $1\frac{1}{4}$  lin.)

Depressed; pitchy-black, very glossy; thorax pitchy, with its margins all pale yellow; elytra of a bluish tint, finely striated: antennæ pitchy, with the basal joint, the palpi, and the legs pale yellow.

Found near Swansea.

Page 170. Sp. 11 a. *TR. lævis*. *Waterhouse MSS.—Steph. Nomen. 2d edit. col. 12.*—*Piceus, nitidus, antennis pedibusque fulvis, elytris striis dorsalibus lævibus.* (Long. corp.  $2-2\frac{1}{2}$  lin.)

Shining pitchy; antennæ and legs fulvous; elytra striated on the back, the striæ smooth and faint.

Taken near London.

Page 171. *TR. placidus*. *Gyllenhal, v. ii. p. 162.—Steph. Nomen. 2d edit. col. 12.*—*Nigro-piceus, thorace subquadrato, postice subangustato, utrinque foveâ punctatâ, angulis posticis obtusis; elytris striatis, brunneis; capite thoracis disco elytrorumque plagâ lanceolatâ nigro-piceis, pedibus pallidis.* (Long. corp.  $2-2\frac{1}{4}$  lin.)

Pitchy-black; thorax subquadrate, narrowed behind, and with the angles rounded, with a punctured fovea on each side at the base; elytra striated, pale brown; head, disc of the thorax, and a lanceolate patch on the inner edge of the elytra pitchy-black; legs pale testaceous; labrum pitchy; maxillary palpi, with the base of the terminal joint pitchy.

Found on the banks of the Thames, and on those of the Tees, near Stockton.

Page 172. Sp. 2. *BLEMUS rubens*. *Clairville.—Bl. micros. Curtis, v. viii. pl. 310.* See the second edition of my Nomenclature for the synonyms of this genus.

## VOL. II.

Page 1. **BEMBIDIIDÆ.**

Many novelties apparently have been detected in this family; but my limits will not allow me to investigate each species seriatim; I shall therefore only describe those which are referred to in the second edition of my Nomenclature.

Page 11. Genus 69. **PERYPHUS.**

Amongst the insects of this genus there appear to be several species hitherto unrecognized: they are usually found in plenty, each species distinct, in their respective localities, which induces me to divide them accordingly: as several of the new species have maculated elytra, I shall briefly characterize the whole of them, in order to enable the reader to recognize them more readily.

Page 12. Sp. 1. *PERYPHUS femoratus*.—*Subdepressus, viridis, antennarum basi tibiis tarsisque ferrugineis, palporum articulo ultimo atro, elytris rufescenti-bimaculatis, striis laterum et apicis evanescentibus.* (Long. corp.  $2\frac{1}{4}-2\frac{3}{4}$  lin.)

Slightly depressed, green, the base of the antennæ, the tibiæ and the tarsi ferruginous, the terminal joint of the palpi deep black; elytra with two reddish spots, punctate-striated, the striæ vanishing on the sides and apex. Common near London, in Battersea fields.

Page 12. Sp. 2. PER. concinnus. *Subdepressus, æneo-viridis, antennarum basi palpis pedibusque ferrugineis, elytris pallidis cruce æneo-nigro, striis laterum et apicis evanescentibus.* (Long. corp. 2—2½ lin.)

Slightly depressed, brassy-green, with the base of the antennæ, the palpi and legs entirely ferruginous; elytra pale, with a brassy-black dorsal cross, punctate-striated, the striæ vanishing on the sides and apex.

Not uncommon in many places about London.

Page 12. Sp. 2 a. PER. maritimus. *Rudd MS.—Steph. Nomen. 2d edit. col. 13.—Subdepressus, æneo-viridis, antennis pedibusque ferrugineis, palporum articulo ultimo nigro-piceo, elytris pallidis cruce validâ æneo-nigro, striis laterem et apicis evanescentibus.* (Long. corp. 2¾ lin.)

Slightly depressed, brassy-green, the antennæ and legs entirely ferruginous, with the terminal joint pitchy-black, elytra pale, with a broad common brassy-black dorsal cross, punctate-striated, the striæ on the sides and apex vanishing.

Taken abundantly on the banks of the Tees, near Stockton, by the Rev. G. T. Rudd.

Page 12. Sp. 2 b. PER. tetraspilotus. *Rudd MS.—Steph. Nomen. 2d edit. col. 13.—Subdepressus, viridi-æneus, antennarum basi pedibusque ferrugineis, palporum articulo ultimo piceo, elytris rufescenti-bimaculatis, striis laterum et apicis evanescentibus.* (Long. corp. 2¾ lin.)

Slightly depressed, brassy-green, with the base of the antennæ and the legs entirely ferruginous, palpi also ferruginous, with the terminal joint pitchy; elytra with two distinct reddish spots, the disc punctate-striated, the striæ vanishing on the sides and apex.

Probably Per. fluviatilis of De Jean.

Common in Kensington Gardens and in Yorkshire.

Page 13. Sp. 2 c. PER. littoralis.—*Subdepressus viridi-æneus, antennis variegatis pedibus palpisque ferrugineis, elytris rufescenti-bimaculatis, striis laterum et apicis evanescentibus.* (Long. corp. 2½—3 lin.)

Slightly depressed, brassy-green, antennæ ferruginous, with the tips of the joints more or less pitchy; legs and palpi entirely ferruginous; elytra with two large pale-reddish patches, punctate-striated, the striæ vanishing on the sides and apex.

Extremely abundant near London.

Page 12. Sp. 3. PER. saxatilis.—*Depressus, nigro-virescens, antennis pedibusque obscure ferrugineis; elytris obsolete rufo-bimaculatis, striis ad apicem excurrentibus.* (Long. corp. 2—2½ lin.)

MANDIBULATA, VOL. V., MARCH 31ST, 1835.

2 D

Depressed, greenish-black, antennæ and legs dull-ferruginous; the elytra with two small and rather obscure red-spots, punctate-striate, the striæ extending to the apex.

Not very uncommon in the vicinity of London.

Page 12. Sp. 3 a. PER. elegans. *Steph. Nomen. 2d edit. col. 13.*—*Depressus, viridi-æneus, antennis pedibusque piceo-nigris, palpis piceis, elytris distinctè rufo-bimaculatis, striis ad apicem excurrentibus.* (Long. corp.  $3\frac{3}{4}$ — $2\frac{1}{2}$  lin.)

Depressed, greenish-brass, antennæ and legs pitchy-black, palpi pitchy, elytra with two large bright-red blotches, punctate-striate, the striæ extending to the apex.

Taken near London.

Page 13. Sp. 7 a. PER. affinis. *Rudd MS.*—*Steph. Nomen. 2d edit. col. 13.*—*Subdepressus virescens, nitidus, antennis palpis pedibusque totis rufo-ferrugineis, elytris punctato-striatis, apice sublævibus.* (Long. corp.  $3$ — $3\frac{1}{4}$  lin.)

Slightly depressed, greenish, very glossy; antennæ, palpi, and legs, entirely bright rusty-red; elytra punctate-striated, immaculate, the striæ scarcely reaching to the apex.

Allied to, if not the same as, the BE. rufipes, *Illiger.*

Taken near Marton, Yorkshire, by the Rev. G. T. Rudd.

Page 14. Sp. 8 a. PER. albipes. *Sturm, Deut. Faun. vi. 134. pl. clviii. f. a. A.*—*Steph. Nomen. 2d edit. col. 13.*—*Supra æneo-virido-niger, nitidus, antennis palpisque rufo-flavis, pedibus ochraceo-flavis, thoracis lateribus posticeque punctatis, elytris punctato-striatis, apicibus lævibus.* (Long. corp.  $2\frac{1}{4}$  lin.)

Above brassy-greenish-black and shining; antennæ and palpi reddish-yellow; legs ochreous-yellow; thorax with the sides and base punctate; elytra immaculate, punctate-striate, with the apex smooth.

Found in the north of England, and in Scotland.

Page 15. Sp. 8 b. PER. Monticulus. *Sturm, Deut. Faun. vi. 135. pl. clviii. f. b. B.*—PE. albipes. *Steph. v. ii. p. 189.*—*Atro-cæruleus, nitidus, antennarum basi pedibusque ochraceo-flavis, palpis brunneis, elytris punctato-striatis, striis ad apicem excurrentibus.* (Long. corp.  $2\frac{1}{2}$  lin.)

Deep blue-black, shining, with the base of the antennæ and legs entirely ochraceous-yellow; palpi brown; elytra immaculate, punctate-striate, the striæ extending to the apex.

Also found in the north of England, and in Scotland.

Page 17. Sp. 15. PER. Fellmanni.—*Depressus, viridi-æneus, antennis totis pedibusque nigris, virescenti-micantibus, elytrorum striis impunctatis.* (Long. corp. 3 lin.)—BE. Fellmanni. *Gyll. Ins. Suec. iv. p. 409.*

Depressed, brassy-green, antennæ and legs entirely black, with a slightly greenish gloss; elytra immaculate, striated, the striæ impunctate.

I have a specimen of this species from Scotland, and in Mr. Davis's cabinet there appears to be a second.

Page 17. Sp. 14 a. PER. tibialis. *Megerle, Duft. Faun. Aust. ii. 209.—Steph. Nomen. 2d edit. col. 13.—Depressus, supra viridi-æneus, elytris punctato-striatis, antennarum articulo primo tibiis tarsisque flavo-testaceis.* (Long. corp. 2—2½ lin.)

Depressed, above brassy-green; antennæ with the basal joint, the tibiæ, and the tarsi testaceous-yellow; elytra immaculate, punctate-striated.

This species having been described by the above name previously to the Per. tibialis of p. 15, I altered that of the latter to Per. cnemerythus in the second edition of my Nomenclature.

Found in Yorkshire.

Page 24. Sp. 9 a. ЛОПНА НАНА. *Steph. Nomen. 2d edit. col. 14.—Nigra, nitida, antennis pedibusque pieeis, elytris subpunctato-striatis, striis ad apicem excurrentibus.* (Long. corp.  $\frac{3}{4}$ —1 lin.)

Shining, black; the antennæ and legs pitchy; elytra immaculate, faintly punctate-striate, the striæ extending to the apex.

Found in Yorkshire.

Page 25. Sp. 11 a. Lo. hæmorrhoidalis. *Steph. Nomen. 2d edit. col. 14.—Cæruleo-nigra, nitida, antennarum articulo basali, tibiis tarsisque rufis, elytris punctato striatis, striis abbreviatis, apicibus testaceo-rufis.* (Long. corp. 1½ lin.)

Blue-black, shining, with the basal joint of the antennæ, the tibiæ, and the tarsi red; elytra punctate-striate, the striæ not extending to the apex, the latter testaceous-red.

Taken in the marshes about London.

Page 30. Sp. 1. BEMBIDIUM paludosum. I have a fine series of this species, kindly presented to me by T. C. Heysham, Esq., who finds the insect near Carlisle: it has occurred also in plenty on the banks of the Tees, on the authority of the Rev. G. T. Rudd.

Page 31. Fam. VII. ELAPHRIDÆ. Amongst the characters assigned to this family, after *Latreille*, in his *Règne Animal*, p. 197, I have said, "anterior tibiæ not emarginated," evidently as the converse of the notch in the Bembidiidæ, &c.: in allusion thereto, Mr. Curtis, under his observations upon the genus *Notiophilus*, as a prelude to an ill-natured remark, (regardless, *hic et ubique*, of my note in p. 5, vol. i. *Haustellata*, and of the observation in p. 184, vol. i. *Mandibulata*) states "that the *Compte De Jean* was mistaken in supposing that the anterior tibiæ of the *Notiophili* were not emarginated, for they are deeply notched;"! an assertion neither borne out by facts nor by his own figure in plate 254, as, instead of being notched in the sense of the term, as applied to the Bembidiidæ, &c., the tibia is merely rather suddenly attenuated towards the apex: a comparison of the figure above quoted with those introduced by Mr. Curtis in his plates 200, 203, 310, &c. of allied insects considerably less than *Notiophili*, will exhibit the distinctions, and show what *Latreille*, &c. intend by a notch; and

Mr. Curtis's pl. 179, which is *typical* of the family, is totally destitute of even the vestige of what he is pleased to term a notch.

Page 32. Genus LXXIV. NOTIOPHILUS. In my remarks upon this genus I state, "It is probable that we have more than two species in Britain," and in my appendix to the volume I add two others from Curtis: however, Mr. Waterhouse, in the Entomological Magazine, as subsequently quoted, increases their number to 18, giving detailed characters thereof; but, as I conceive he has overstretched the point, I reduced them to six, at one "fell swoop," in the second edition of my Nomenclature, and as I see no reason for altering my opinion, I shall here endeavour briefly to characterise them, and to notice their respective varieties.

Sp. 1. NOT. aquaticus. *Linné*.—*Steph. Nomen 2d edit. col. 14.*—*Æneus, nitidus, fronte plus minus striatâ, elytris punctato-striatis plagâ longitudinali ad suturam nitidissimâ, antennis pedibusque æneo-nigris.* (Long. corp.  $2\frac{1}{4}$ —3 lin.)

Brassy, glossy, the forehead more or less striated longitudinally; elytra punctate-striated, with a highly polished longitudinal space towards the suture; antennæ and legs brassy-black.

Var.  $\beta$ . NOT. pusillus. *Ent. Mag. (Waterhouse) v. i. p. 207.*—Narrow, and with the basal joint of the palpi pale testaceous, the rest black; head irregularly striated between the eyes.

Var.  $\gamma$ . NOT. parvulus. *Ent. Mag. (Waterhouse) v. ii. p. 208.*—Narrow, with the head longish, the frontal striæ regular, the thorax much narrowed behind, elytra faintly striated, and without an impressed dot at the apex.

Common everywhere.

Sp. 2. NOT. tibialis. *Steph. Nomen. 2d edit. col. 14.*—*Æneus, nitidus, capite sublato, fronte plus minus striatâ, elytris punctato-striatis, plagâ longitudinali lævissimâ angustiore, antennarum basi tibiisque piceo-testaceis.* (Long. corp.  $2\frac{1}{2}$ — $2\frac{3}{4}$  lin.)

Above brassy, shining; head rather wide, with the forehead more or less striated; elytra punctate-striate, with a narrow longitudinal polished streak towards the suture; antennæ at the base and the tibiæ pitchy-testaceous.

Var.  $\alpha$ . NOT. latior. *Ent. Mag. (Waterhouse) v. i. p. 207.*—Rather larger and broader; the elytra more rounded at the sides; the space between the first and second striæ narrow in proportion, arising from the striæ being more deeply impressed.

Var.  $\beta$ . NOT. brevis. *Ent. Mag. (Waterhouse) v. i. 206.*—Short, head wider than the thorax, the latter much narrowed behind, and the six lateral striæ equidistant.

Var.  $\gamma$ . NOT. nitidulus. *Ent. Mag. (Waterhouse) v. i. 203.*—Head coppery; thorax and elytra blue-black; body rather convex.

Var.  $\delta$ . NOT. parallelus. *Ent. Mag. (Waterhouse) v. i. 204.*—Of a more elongate form: head rather narrow; thorax less attenuated behind.



Var. ε. NOT. Davisii. *Ent. Mag. (Waterhouse) v. i. 205.*—Deep black: thorax much narrowed behind; elytra not very deeply striated, with a pitchy dash on each side near the apex.

Var. ζ. NOT. Newmanni. *Ent. Mag. (Waterhouse) v. i. 205.*—Rather long: frontal sulci divergent; thorax long and much narrowed behind.

The last three varieties were found on Snowdon: other examples both of them and of others have occurred at Cambridge, near London, &c.

I think it very probable that all may be mere varieties of *N. aquaticus*.

Page 190. Sp. 3. NOT. rufipes.—*Cupreo-æneus, capite latissimo, fronte profundè striatâ, elytris punctato-striatis, plagâ latissimâ ad suturam, apicibus piceis; antennis pedibusque rufis.* (Long. corp.  $2\frac{1}{2}$ —3 lin.)

Brassy-copper above; head very wide, deeply striated on the forehead; elytra punctate-striate, with a very broad longitudinal polished dash towards the suture, the apex pitchy; antennæ and legs anteriorly red.

Var. β. NOT. metallicus. *Ent. Mag. (Waterhouse) v. i. 203.*—Rather narrow, with the apex of the elytra very obscurely piceous; the legs, antennæ, and palpi, pitchy, or dark black.

Not common: apparently a very distinct species: it has occurred near Windsor and Gravesend.

Sp. 4. NOT. biguttatus. *Vol. i. p. 33.*—*Fabricius.*—*Latus, æneo-niger, thorace brevi, punctatissimo, elytris profundè punctato-striatis, apicibus flavescens, antennarum basi rufo-piceis.* (Long. corp.  $2\frac{1}{4}$ — $2\frac{3}{4}$  lin.)

Broad, brassy-black; thorax short, much punctured; elytra deeply punctate-striate, the apex yellowish; antennæ at the base pitchy-red.

Var. β. NOT. biguttatus. *Ent. Mag. (Waterhouse) v. i. 210.*—Head narrower; the elytra faintly punctate striate, the space between the striæ consequently broader; legs black, with the base of the tarsi sometimes pitchy.

An abundant species near London.

Sp. 5. NOT. palustris. *Dufschmid Faun. Aust. v. ii. p. 192.*—*Angustus, æneo-niger, thorace brevi, disco laevi, elytris subpunctato-striatis, apicibus flavescens, antennis basi tibiisque ferrugineis.* (Long. corp.  $2\frac{1}{4}$ — $2\frac{3}{4}$  lin.)

Narrow, brassy-black; thorax short, the disc smooth; elytra somewhat punctate-striate, with the apex smooth and yellowish; antennæ at the base and tibiæ ferruginous.

Var. α. NOT. latus. *Ent. Mag. (Waterhouse) v. i. 209.*—Rather broader, with the longitudinal polished space on the elytra wider, and the tibiæ of a brighter hue.

Var. β. NOT. substriatus. *Ent. Mag. (Waterhouse) v. i. 211.*—Narrow, thorax rather longer, and the elytra more faintly striated.

Sp. 6. NOT. 4-punctatus. *Vol. i. p. 190.*—Has been taken in Scotland.

Page 35. Sp. 4. †ELAPHRUS LAPPONICUS. *Gyllenhal. Ins. Suec. ii. 8.*—*Ohlongus, cupreo-aul viridi-æneus, capite thoracque punctatissimis, subfoveo-*

*latis, elytris parè punctulatis, maculisque cærulescentibus ocellatis obsolete impressis quadriplaci serie.* (Long. corp. 4—4½ lin.)

Oblong; coppery- or brassy-green above; head and thorax very much punctured, slightly foveolated; elytra sparingly punctured, with about twenty violet or bluish ocellated spots, disposed in four rows, and some obscurely elevated lines.

The sexes have been described as distinct

“Taken on Catlaw, a mountain in Forfarshire, by C. Lyell, Esq.”—*Curtis, in Ent. Mag. v. i. p. 38.*

Page 36. Sp. 1. *BLETHISA multipunctata.* *Curtis, v. vii. p. 326.*—This species sometimes occurs abundantly near Carlisle: it has also been found in Suffolk, and in Ireland and Scotland.

Page 36. Genus LXXXVI. a. *PELOPHILA, De Jean.*

*Palpi* with the terminal joint elongate-ovate, truncate; external *maxillary* with the penultimate joint shorter than the terminal; *labrum* transverse, subemarginate; *mandibles* bent, acute, slightly dentate towards the base within; *mentum* emarginate anteriorly, with a bifid lobe in the centre. *Antennæ* short, four basal joints naked, the rest pubescent, third joint rather the longest; *eyes* prominent; *thorax* short, cordate-truncate, margined; *elytra* wide, elongate-ovate, with impressed dots; *legs* rather long; *anterior tibiæ* thickened at the apex, entire; *anterior tarsi* of the males with three dilated joints.

†Sp. 1. *PE. borealis.* *Curtis, v. vii. pl. 302.*—*Car. borealis. Fabricius, S. E. i. 182.*—“*Obscuræ æneæ subdepressa, elytris striatis, foveis majoribus duplici serie impressis, pedibus rufis.*”—*Gyll. Ins. Suec. ii. 43.* (Long. corp. 7 lin.)

“Black, shining; thorax with the sides yellowish-cupreous; a slight channel down the centre, a faint transverse angulated line on the anterior part, and a transverse double semicircular impression extending to the angles, which are depressed; elytra cupreous, with eight punctured striæ on each, an oblique impression below the scutellum, five foveæ between the third and fourth striæ, and four between the fifth and sixth. *Antennæ* and legs castaneous, the former with the apex of the joints black, the latter with the apex of the thighs, tibiæ, and joints of the tarsi, black also.”—*Curtis, l. c.*

“Taken by R. Templeton, Esq. on the sandy shore of Lough Neagh.”—*Curtis, l. c.*

Page 38. Genus LXVII. *HALIPLUS.*

Erichson restricts this genus to such species as have the terminal joint of the maxillary palpi, minute and awl-shaped; and the

Genus *CNEMIDOTUS* (*Erichson*)

to such as have that joint larger than the rest and conical: one species only is found in Britain, viz. *HA. impressus*, page 39.

Page 45. *HYPHIDRUS ovatus.* The description of the sexes appears to be reversed.

Page 46. Sp. 1. *HYGROTUS fluviatilis*: in the specific character the word *acutá* should be *arcuratá*.

Page 46. Sp. 1 a. *HYGROTUS Stephensii*. *Rudd MSS.*—*Steph. Nomen. 2d edit. col. 15.*—*Niger, supra flavo-testaceus, thorace utrinque striolá impressá, elytris lineis nebulisque atris, pedibus totis ferrugineo-testaceis.* (Long. corp.  $1\frac{1}{4}$ — $1\frac{1}{2}$  lin.)

Above testaceous-yellow: thorax with an impressed line on each side, the disc obscurely raised and dusky; elytra paler, with a large patch of black at the base, and two smaller ones towards the apex, united by black lines of dissimilar length, occasionally interrupted and partially confluent; legs and antennæ entirely ferruginous; body beneath black; abdomen sometimes slightly pitchy.

For this species I am indebted to the Rev. G. T. Rudd, who finds it near Stockton-on-Tees.

Page 47. Sp. 4. *HYGR. decoratus*. *Curtis, v. xii. pl. 531.*—“Near Askam Bryan, Yorkshire,” the Rev. J. D. J. Preston, to whom I am indebted for specimens; also near “Cambridge.”—*C. C. Babington, Esq.*

Page 49. Sp. 9. *HYGR. inæqualis*. *Fabricius.*—*Dytiscus trifidus* of *Marsham*, as stated in my Catalogue, No. 436, the name being transposed in reprinting my Nomenclature.

Page 52. Sp. 4 a. *HYDROFORUS griseostriatus*. *Steph. Nomen. 2d edit. col. 15.*—*Dyt. griseo-striatus, Deger. Ins. iii. 103.*—*Oblongo-ovatus subdepressus niger, thorace pallido medio nigro vario, elytrorum limbo lineisque plurimis interruptis pallidis.* (Long. corp.  $2\frac{1}{2}$  lin.)

Oblong-ovate, somewhat depressed, black; thorax pale, varied with black in the middle; elytra with the margin and several interrupted lines pale.

Found, but rarely, in the north of England.

Page 54. Sp. 11 a. *HYDROF. borealis*. *Gyll. Ins. Suec. iv. p. 586.*—*Steph. Nomen. 2d edit. col. 16.*—*Oblongo-ovatus, subtus niger, supra flavo-testaceus, vertice utrinque arcu nigro, thorace elytris angustiore undique impresso, lineaque laterali insculpto, elytris nigro-lineatis, apice subacuminatis.* (Long. corp.  $1\frac{1}{2}$ —2 lin.)

Oblong-ovate; beneath black, above testaceous-yellow, with a black crescent on each side of the vertex; thorax narrower than the elytra, impressed throughout, with an impunctate line on each side; elytra striped with black, rather acute at the apex.

Differs chiefly from *Hyd. alpinus* in the mark on the crown of the head, and in the apex of the elytra being more obtuse.

Found in Scotland.

Page 53. Sp. 9. *HYDROF. alternans* occurs in Scotland.

Page 54. Sp. 11 b. *HYDROF. Davisii*. *Curtis, v. viii. pl. 343.*—*Steph. Nomen. 2d edit. col. 16.*—*Niger, supra testaceo-flavus, capite postice lineis duabus*

*arcuatis nigris; thorace utrinque impresso, postice nigro variegato; elytris pallidis lineis sex subconfluentibus maculisque duabus lateralibus nigris; pedibus pallidis tarsis nigro maculatis.* (Long. corp. 2—2½ lin.)

Rather broad; black, testaceous-yellow above; head with two curved black lines behind; thorax with an impression on each side, and the hinder margin more or less varied with black; elytra pale, with six somewhat confluent black lines, and two lateral spots, composed of abbreviated lines; legs pale; tarsi with the tips of the joints black.

Occurs in profusion near Hebden Bridge: taken by Mr. Gibson, who kindly supplied me with a series of specimens.

Page 55. Sp. 12 a. HYDROPH. Cambriensis. *Davis MSS.—Steph. Nomen. 2d edit. col. 16.—Oblongus, pubescens, obscure niger crebre punctata, capite ferrugineo lineis duabus obliquis nigris, thoracis lateribus pallidis, elytris lineâ laterali pallidâ utrinque introrsum falcata.* (Long. corp. 2 lin.)

Oblong; pubescent; dull black, thickly punctured; head ferruginous, with two oblique black lines; thorax with the sides pale; elytra with a pale lateral line, incurved at the base and apex.

Found in South Wales, and in Devonshire.

Page 56. Sp. 18 b. HYDROPH. subelongatus. *Steph. Nomen. 2d edit. col. 16.—Subdepressus elongatus, ater nitidus creberrimè punctatus, thoracis lateribus pedibusque ferrugineis.* (Long. corp. 2 lin.)

Somewhat depressed and elongated; shining black, and very thickly and coarsely punctured; thorax with its lateral margins and the legs ferruginous.

Taken in the north of England.

Page 58. Sp. 23 a. HYDROPH. concinnus. *Steph. Nomen. 2d edit. col. 16.—Oblongo-ovatus pallide ochraceus subnitidus, elytris suturâ lineisque quinque fuscis.* (Long. corp. 1¾ lin.)

Oblong-ovate, slightly glossy and finely punctured, very pale ochreous; head and thorax immaculate; elytra with the suture broadly fuscous, and each with five distinct narrow lines of the same colour, extending to the apex.

Taken in the marshes about Gravesend.

Page 59. Sp. 24 a. HYDROPH. pygmæus. *Steph. Nomen. 2d edit. col. 16.—Oblongo-ovatus, postice subacuminatus, ferrugineus, opacus, elytris fuscis, lineis duabus marginibusque lateralibus flavescentibus.* (Long. corp. 1½ lin.)

Oblong-ovate, acuminate behind, ferruginous, opaque, very minutely punctured; elytra fuscous, with two faint lines, and the lateral margins yellowish; legs ferruginous: antennæ the same, with the apex dusky.

Found in the vicinity of London, but rarely.

Page 59. Sp. 27 a. HYD. jugularis. *Loudon's Mag. Hist. Nat. (Babington) v. v. p. 328.—Steph. Nomen. 2d edit. col. 16.—Oblongo-ovatus, niger, glaber, vertice posticè, jugulo, antennis pedibusque ferrugineis, elytris punctulatis.* (Long. corp. 2—2½ lin.)

Oblong-ovate, black, smooth; crown behind, and thorax, with the antennæ and legs ferruginous; elytra more or less punctate.

“Boroughbridge, Yorkshire; Cambridge in great plenty, Berwick-upon-Tweed, and Copford, Essex.”—*C. C. Babington, Esq.*

Page 61. Sp. 31 a. *HYDROPH. xanthopus. Steph. Nomen. 2d edit. col. 16.*—*Latus subdepressus, niger, pubescens, thoracis elytrorumque marginibus, his basi apiceque ochreo-flavis, pedibus rufo-flavescentibus, femoribus intermediis cingulo fuscâ.* (Long. corp. 2 lin.)

Broad; somewhat depressed; black, pubescent; thorax with its margins pale ochreous; elytra finely punctured, the base with a broad waved ochreous fascia, and the lateral margin of the same hue, the colours extending in an irregular patch upon the hinder portion of the disc; legs reddish-yellow; the intermediate femora with a brown belt.

Found occasionally near London.

Page 65. Genus *COLYMBETES, Clairville.*

This genus has recently been broken up into several by continental writers; but I think unnecessarily: I shall therefore only indicate some leading characters of the new genera, and refer to the second edition of my Nomenclature for the re-arrangement of the species in accordance therewith, describing such new ones as I have indicated therein in their respective places.

— *CYMATOPTERUS, Eschscholtz.*

*Labial palpi* with the second joint evidently longer than the third: *posterior legs* in the males on both sides, in the females above only, ciliated; *claws* unequal, the upper one fixed, the lower thrice as short; *body* oblong oval, somewhat depressed; *elytra* generally striated transversely: stature large; colours dark.

— *RANTUS, Eschscholtz.*

*Palpi, legs, and claws,* as in the preceding; *body* scarcely convex; *elytra* never striated transversely, but sometimes a little aciculated in the females: stature moderate; thorax generally pale; elytra dark.

— *LEIOPTERUS, Eschscholtz.*

*Labial palpi* with the third joint scarcely shorter than the second: *posterior legs* of the males ciliated on both sides, and of the females above only; *claws* equal and moveable; males with three basal joints of the anterior tarsi dilated, depressed, with rather large acetabuli beneath; posterior tarsi with the four basal joints ciliated beneath: stature small, elongate; elytra smooth.

Sp. 10. *COLYMBETES (LEIOPTERUS) arcticus.*—I have several specimens from Scotland of this distinct species.

— *AGABUS, Erichson.*

*Palpi, legs, and claws,* as in *Leiopterus*; males with the three basal joints of

the anterior tarsi dilated, compressed, and with very minute acetabuli beneath: stature moderate, slightly convex, colour generally obscure. Erichson divides this genus into five sections, viz. :—

§ 1. With the basal joint of the posterior tarsi ciliated beneath in the males. (Species 11 to 16 of 2d edit. of Nomenclature.)

Sp. 16. Col. cyaneus. *Steph. Nomen. 2d edit. col. 17.*—*Oblongo-ovatus niger, subdepressus, elytris lævissimis strigis tribus irregularibus punctorum impressorum, internè nigro-cyaneis, margine piceo, tibiis tarsisque piceo-ferrugineis.* (Long. corp. 3¼ lin.)

Oblong-ovate, slightly depressed, black; elytra very smooth, with three striæ composed of very irregularly-placed punctures, and at the apex some scattered ones; the disc within bright blackish-blue, shaded off towards the margins to pitchy; tibiæ and tarsi pitchy-red.

Taken near London.

§ 2. With the two basal joints of the posterior tarsi ciliated beneath in the males. (Species 17 to 19 Nomen. 2d edit.)

Sp. 19. Col. branchiatus. *Loudon, Mag. Hist. Nat. (Babington) v. v. p. 329.*—*Steph. Nomen. 2d edit. col. 17.*—*Oblongo-ovatus, subconvexus, niger, subtilissimè punctato-strigosus, antennis ferrugineis, pedibus fuscis, elytrisque lineolâ obsolete fenestratâ.* (Long. corp. 3 lin.)

Oblong-ovate, slightly convex, black; the surface very finely punctate-strigose; antennæ ferruginous; legs fuscous; elytra with an obsolete transparent line.

Taken in North Wales by C. Darwin, Esq.

§ 3. With the three basal joints of the posterior tarsi ciliated beneath in the males. (Sp. 20 to 24 Nomen. 2d edit.)

§ 4. With the four basal joints of the posterior tarsi dilated beneath in the males. (Sp. 25 to 31 Nomen. 2d edit.)

Page 79. Sp. 30. Col. ferrugineus. This insect has been taken near "Caernarvon."—*C. C. Babington, Esq.*

§ 5. With all the joints of the tarsi ciliated beneath in the males. (Sp. 32 to 36 Nomen. 2d edit.)

Page 80. Sp. 36. Col. Snowdonius. *Entom. Mag. (Newman) v. i. p. 55.*—*Nigro-æneus, lævis, capite posticè punctis duobus ferrugineis, antennis pedibusque piceis.* (Long. corp. 6 lin.)

Blackish-brass, smooth; head behind with two rusty dots; antennæ and legs pitchy; elytra finely strigose, with three obscure elevated lines.

Probably a variety of *Co. bipustulatus*.

Taken on Snowdon by Mr. Newman, who kindly supplied me with the species.

— ILYBIUS, *Erichson.*

*Labial palpi* with the second joint nearly equal in length with the third;

*posterior legs* in the males on both sides, and in the females above only, ciliated; *claws* unequal, the upper one fixed, the lower a little shorter; *body* oval, rather convex; *elytra* not striated transversely: stature moderate; colour black, sometimes with a brassy tinge.

Page 83. COL. 4-notatus. In Mr. Davis's cabinet is a specimen of this insect.

The genus HYDATICUS has also been divided by continental writers, Eschscholtz having formed the genus GRAPHODERUS to embrace Hy. cinereus, Linné, and its allies, which have the body broader and more convex than the true Hydatici, and the intermediate tarsi of the males are less dilated.

Page 86. Genus 87 a. LEIONOTUS, Kirby,

Differs from Dyticus in that in both sexes the elytra are smooth, and also in some points as to the form of the spines at the base of the posterior trochanters; usually considered as the apex of the sternum: it embraces two indigenous species, viz. DYT. conformis (v. ii. p. 87), and DYT. circumcinctus (v. ii. p. 87).

Page 92. CYBISTER Roeselii. This insect has been again found in England, and is in Mr. Davis's cabinet.

Page 96. Sp. 3 a. GYRINUS æratus. Steph. Nomen. 2d edit. col. 19.—*Oblongovatus, supra nigro-æneus nitidus, subtus æneus, elytris profundè punctato-striatis margine inflexo æneo.* (Long. corp. 2 lin.)

Oblong-ovate, above glossy brassy-black; beneath bright brassy; elytra deeply punctate-striate, with the inflexed margin brassy; femora pitchy; tibiæ and tarsi testaceous.

Found by Mr. Griesbach on the banks of the Cam, near Cambridge.

Page 98. GY. villosus has been formed into a genus by the name ORECTOCHILUS, Eschscholtz—to be retained in preference to Potamobius, Leach (a genus of Crustacea): its principal distinctions consist in the porrected labrum, and its villose, convex, fusiform body.

Page 102. Sp. 7. HETERO CERUS pusillus. Hope MS.—Steph. Nomen. 2d edit. col. 19.—*Angustus, elongatus, convexus, fuscus, sericeo-pubescentibus, elytris fasciis maculisque obsoletissimis rufescentibus, antennis pedibusque obscurè testaceis.* (Long. corp. 1½—2 lin.)

Very long, narrow, convex; fuscous, with a golden pubescence; elytra with very obscure reddish spots and fasciæ; antennæ and legs dull testaceous.

Taken abundantly in North Wales by the Rev. W. F. Hope.

Page 103. Genus 92 a. DRYOPS, Olivier.

*Antennæ* placed in a groove beneath the eyes, with the club somewhat pectinated, with sharp teeth; *thorax* without impressed lines; *legs* elongate; anterior longer than the middle.

The longer legs, substriated elytra, and dissimilar antennæ, distinguish this genus from Parnus.

Page 103. Sp. 1. †DRY. Dumerilii. *Latreille, Gen. Crust. et Ins. v. ii. p. 56.*—*Leach, Zool. Misc. iii. 89.*—“*Elliptico-subcylindricus, aureo-flavescenti-nigricans, punctis minimis elevatis scabiusculis, elytris lineis aliquot elevatis subobsoletis, tarsi omnibus rufescentibus.*”—*Latr. (Long. corp.  $2\frac{1}{2}$  lin.)*

Elliptic somewhat cylindric, dusky, with a golden-yellow pubescence, and covered with minute elevated points; elytra with very obsolete elevated lines, giving the appearance of being striated; tarsi reddish.

I have seen two specimens only of this insect, the first taken by Mr. Waterhouse on the banks of the Wandle, near Garratt Green; the other found in Yorkshire, by the Rev. D. I. J. Preston.

Page 106. ELMIS Volkmar. *Curtis, v. vii. pl. 294.*—Taken near Hebden Bridge; in Scotland, and near Bristol.

Page 108. Sp. 5 a. ELMIS rugosus. *Loudon, Mag. Hist. Nat. (Babington) v. v. p. 329.*—*Lineari-elongatus, niger antennis pedibusque rufis, thorace bilineato, elytris punctato-striatis, interstitiis rugosus, striâque elevatâ unicâ.* (Long. corp.  $\frac{3}{4}$  lin.)

Elongate-linear, black, antennæ and legs red; thorax with two longitudinal lines; elytra punctate-striate, with the interstices rough, and a single elevated stria.

Taken at Bath, and near London.

Page 109. Sp. 10. ELM. cupreus. *Germ. Mag. (Müller) v. i. p. 275.*—*Ovalis cupreo-niger, antennis fuscis, thorace posticè utrinque fopulâ obliquâ, transversâ, impresso, elytris punctato-striatis, interstitiis alternis subelevatis.* (Long. corp.  $\frac{3}{4}$  lin.)

Oval; coppery-black; antennæ fuscous; thorax with a transverse oblique groove on each side behind; elytra punctate-striated, with the alternate interstices elevated.

Taken near London.

Page 109. Sp. 11. ELM. nitens. *Germ. Mag. (Müller) ii. 273.*—*Steph. Nomen. 2d edit. col. 20.*—*Oblongus; æneus, antennis flavescentibus, thorace lævissimo, opaco, elytris nitidioribus, punctato-striatis, interstitiis lævis.* (Long. corp.  $\frac{3}{4}$  lin.)

Oblong; brassy; antennæ yellowish; thorax very smooth, opaque; elytra rather glossy, punctate-striate, with the interstices smooth.

Also found near London.

Page 110. HYDROCHUS elongatus. *Curtis, v. viii. pl. 359.*—Occurs near Nottingham, Colchester, and Cambridge.

Page 113. HELOPHORUS fennicus. ELOPHORUS fennicus *Curtis, v. x. pl. 466.*—Not uncommon in the Isle of Thanet.

Page 196. Genus 95 b. ENICOCERUS.

Having seen but a single example of this genus when the description was published, and that possessing only one antenna, of which neither



Mr. C. Curtis nor myself could get a clear view, and from subsequent examinations of numerous specimens, it would appear that the basal portion of the antennæ is slightly misrepresented in the plate (xv. f. 6), and that the apparent second joint is a mere continuation of the basal one; the numbers, therefore, in the character of the genus require alteration, the cup-shaped joint being the second instead of the third, then follow two very minute ones, and two gradually larger, the remainder as before, but varying a little in form in two of the species, as may be seen by comparing the figure above quoted with that of *En. Gibsoni*, in Curtis, as quoted below.

Page 196. Sp. 1. *ENICOCERUS viridiæneus*. *Thorace foveolis duabus antice, foveâque oblongâ profundâ utrinque postice.* (Long. corp. 1—1 $\frac{1}{4}$  lin.)

“Cupreous, or greenish; head and thorax slightly punctured, the latter very convex, with two foveolets, and a basal oblique long and narrow fovea on each side.”—*Curtis, l. c.*

Being in doubt as to the distinctions of all the species which this genus is supposed to embrace, I have merely extracted the characters given by Mr. Curtis in folio 291. I think it probable that *En. Gibsoni* may be distinct.

Abundant near Halifax, and in “great plenty in Whiteadder River, near Berwick-upon-Tweed.”—*C. C. Babington, Esq.*

Page 196. Sp. 2. *En. Gibsoni*. *Curtis, v. vii. pl. 291.*—*Steph. Nomen. 2d edit. col. 20.*—*Thorace foveolis sex anticè foveâque ovali utrinque postice.* (Long. corp. 1—1 $\frac{1}{8}$  lin.)

“Thorax more depressed, and much more strongly punctured, with six anterior foveolets, and the usual foveæ broad and oval.”—*Curtis, l. c.*

Found with the preceding.

Page 196. Sp. 3. *En. tristis*. *Curtis, l. c.*—*Steph. Nomen. 2d edit. col. 20.*—*Thorace foveolis duabus antice, foveâque oblongâ utrinque postice.* (Long. corp. 1—1 $\frac{1}{8}$  lin.)

Very like the first: “Black, the thorax less punctured, and the anterior foveolet scarcely visible.”—*Curtis, l. c.*

Taken with the last.

Page 116. Sp. 8 a. *OCHTHEBIUS æneus*. *Waterhouse MS.*—*Steph. Nomen. 2d edit. col. 20.*—*Æneo-piceus, elytris latioribus dilutioribus, antennis pedibusque rufo-piceis.* (Long. corp. 1 lin.)

Pitchy-brass, shining; thorax with its sides dilated, with a deep punctured fovea towards the anterior angle; elytra considerably dilated and pale pitchy-brass, faintly punctate-striate; antennæ and legs pitchy-red.

Found on Putney Heath in May.

Page 116. Sp. 86. *OCH. pusillus*. *Waterhouse MS.*—*Steph. Nomen. 2d edit. col. 20.*—*Elongatus, ater, thoracis lateribus dilatatis, elytris tenuè striatis, antennis pedibusque piceis.* (Long. corp.  $\frac{3}{4}$  lin.)

Elongate, narrow; deep black and glossy; thorax with its sides dilated and slightly punctured; elytra faintly punctate-striate; antennæ and legs pitchy.

Taken near London.

Page 117. Genus *xviii*. HYDRÆNA, *Kugellan*.

Of this genus there is a monograph by Mr. Waterhouse, in the *Entomological Magazine*, v. i. p. 292, &c. in which it is divided into two genera, the first of which does not appear to offer sufficient characters of distinction; but in order to enable the reader to judge for himself, I shall mention the leading ones: he names his new genus

— AMPHIBOLUS, *Waterhouse*.

“*Maxillary palpi* shorter than the thorax; basal joint long, bent, the two terminal joints short; *antennæ* with the two basal joints very long and slender, the rest forming an elongate club; *legs* moderate; *tarsi* four-jointed; *head* large; *eyes* prominent; *thorax* with the sides dilated; *elytra* convex, elongate, ovate, scarcely as wide as the thorax at the base.”—*Waterhouse, E. M. v. i. p. 292.*

Page 117. Sp. 1. †AMP. *atricapillus*. *Ent. Mag. (Waterhouse) v. i. p. 292.*—*Steph. Nomen. 2d edit. col. 20.*—*Piceo-testaceus, submetallicus; capite nigro postice punctato; thorace densè punctato, foveis 4 impressis; elytris punctato-striatis, antennis palpis pedibusque pallide fulvis.* (Long. corp.  $\frac{3}{8}$  lin.)

Pitchy-testaceous, with a metallic tinge; head black, punctate behind; thorax densely punctured, with four larger impressions; elytra punctate-striate; antennæ, palpi, and legs pale fulvous.

Taken at Hebden Bridge by Mr. Gibson:—in Mr. Davis’s cabinet.

— HYDRÆNA *proper*

Differs in having the maxillary palpi longer than the head and thorax united; the thorax more quadrate; the colour not of a metallic hue; legs longer; elytra less dilated, &c.

Page 117. Sp. 2. HYD. *elongata*. *Curtis, fol. 307.*—*Steph. Nomen. 2d edit. col. 20.*—*Nigra nitida, angustata, antennis palpisque rufo-piceis, pedibus nigris, geniculis tarsisque rufis, elytris angustatis, punctato-striatis, suturâ paullò elevatâ.* (Long. corp.  $1\frac{1}{4}$  lin.)

Narrow, shining-black; antennæ and palpi pitchy-red; legs black, with the joints and tarsi red; elytra very narrow, punctate-striate, the suture slightly elevated.

Found near London.

Page 117. Sp. 3. HYD. *gracilis*. *Müller.*—*Ent. Mag. v. i. p. 296.*—*Steph. Nomen. 2d edit. col. 20.*—*Nigra nitida, antennis pedibusque rufis, elytris elongatis profundè punctato-striatis; capite oblongo.* (Long. corp.  $1\frac{1}{4}$  lin.)

Elongate; shining black; antennæ and legs red; elytra narrow, deeply punctate-striate; head oblong.

Also found near London.

Page 117. Sp. 4. HYD. riparia. *Kugellan*.—*Atra, nitida, sublinearis, capite subelongato, inter oculos profundè punctato, thorace densè punctato, sulco longitudinali utrinque; elytris piceo-brunneis lineari elongatis, distinctè punctato-striatis; antennis palpis pedibusque piceis.* (Long. corp.  $1\frac{1}{2}$ — $1\frac{3}{4}$  lin.)

Somewhat linear; shining black; head rather elongate, punctate between the eyes, the latter not very prominent; thorax thickly punctured, with a longitudinal groove on each side towards the margin; elytra linear-elongate, pitchy, distinctly punctate-striate; antennæ, palpi, and legs pitchy.

Found near London, and Hebden Bridge, Yorkshire.

Page 117. Sp. 5. HYD. melanocephala. *Ent. Mag. v. i. p. 294.*—*Steph. Nomen. 2d edit. col. 21.*—*Testacea, capite nigro-piceo, profundè punctato; thorace brevissimo lateribus densè punctatis, foveis quatuor impressis; elytris lutioribus, ovatis, levitèr punctato-striatis; antennis pedibusque pallidè testaceis, palpis testaceis, apicibus nigris.* (Long. corp. 1 lin.)

Rather broad, testaceous; head black, deeply punctured; thorax very short, with the sides densely punctured, and with four impressed points, on the disc; elytra rather wide, ovate, delicately punctate-striate; antennæ and legs pale testaceous; palpi testaceous, with the tips black.

Taken near Netley and near London.

Page 117. Sp. 6. HYD. concolor. *Ent. Mag. (Waterhouse) v. i. p. 292.*—*Steph. Nomen. 2d edit. col. 21.*—*Sublinearis, pallide testacea, capite inter oculos punctato; thorace lato densè punctato; elytris elongatis, manifestè punctato-striatis.* (Long. corp.  $1\frac{1}{4}$  lin.)

Somewhat linear; pale testaceous; head rather small, punctate between the eyes, the latter not very prominent; thorax broad, densely punctate; elytra elongate, distinctly punctate-striate.

Found at Hebden Bridge.

Page 117. Sp. 7. HYD. pulchella. *Müller.*—*Germ. Ins. Nov. i. 94.*—*Steph. Nomen. 2d edit. col. 21.*—*Sublinearis, nigra, thoracis margine antico posticoque piceis, disco obsolete canaliculato, sulco utrinque impresso; elytris oblongo-ovatis, punctato-striatis piceis, antennis pedibusque piceis.* (Long. corp.  $1\frac{1}{2}$  lin.)

Somewhat linear, black; thorax with the anterior and posterior margins pitchy, with disc with an obscure channel, and a longitudinal groove on both sides; elytra oblong-ovate, pitchy, punctate-striate; antennæ and legs pitchy.

Found, but rarely, near London.

Page 117. Sp. 8. HYD. nigro-picea. *Ent. Mag. v. i. p. 294.*—*Steph. Nomen. 2d edit. col. 21.*—*Piceo-nigra, capite densè punctato; thorace brevi, densè punctato, foveis 4 impressis, elytris oblongo-ovatis, subtruncatis, punctato-striatis, striis subconfluentibus, antennis pedibus, palpisque rufo-testaceis.* (Long. corp. 1 lin.)

Pitchy-black; head densely punctate; thorax short, also densely punctate, with four larger impressions; elytra oblong-ovate, subtruncate at the apex,

punctate-striate, the striæ somewhat confluent; antennæ, legs, and palpi, testaceous-red.

Taken near Epping and London.

Page 117. Sp. 9. HYD. testacea. *Curtis, pl. 307.—Steph. Nomen. 2d edit. col. 21.—Pallide, piceo-testacea, capite nigro, densè punctato, thorace angustiore profundè punctato, ad angulos depresso; elytris profundè punctato-striatis; palpis pallidè testaceis, apice nigris, gracillioribus.* (Long. corp.  $\frac{7}{8}$  lin.)

Pale pitchy-testaceous; head black, densely punctate; thorax rather narrow, deeply and coarsely punctate, and depressed towards the angles; elytra deeply punctate-striate; palpi pale testaceous, and very slender and long, with the apex black.

Found in Battersea fields, near Epping, and Halifax.

Page 117. Sp. 10. HYD. nigrita. *Müller.—Hyd. pusilla. Steph. v. i. p. 118.—Atra, opaca, thorace brevi, densè punctato, sulco utrinque longitudinali versus latera impresso, elytris brevibus, ovatis lævissimè punctato-striatis, antennis pedibus, palpisque rufo-testaceis.* (Long. corp.  $\frac{3}{4}$  lin.)

Black, opaque; thorax short, densely punctured, with a longitudinal groove on each side towards the margin; elytra short ovate, very delicately punctate-striate; antennæ, palpi, and legs pale testaceous-red.

Taken near London.

Page 117. Sp. 11. HYD. fulvipes. *Steph. Nomen. 2d edit. col. 21.—Ater, thorace angustato, rugoso, foveis 4 impressis; elytris obtusis, lævissimè punctato-striatis; antennis pedibusque fulvis.* (Long. corp.  $\frac{1}{2}$  lin.)

Deep black; thorax narrow, rugose, with four impressed foveæ; elytra obtuse, delicately punctate-striate; legs and palpi bright fulvous.

Found near London.

Page 117. Sp. 12. HYD. pygmæa. *Ent. Mag. v. i. p. 295.—Steph. Nomen. 2d edit. col. 21.—Piceo-brunnea, capite nigro; thorace anticè lato, posticè attenuato, foveis sex impressis; elytris brevibus ovatis, densè punctatis.* (Long. corp.  $\frac{5}{8}$  lin.)

Pitchy-brown; head black; thorax broad in front, attenuated behind, with six impressed foveæ; elytra short, acute, and densely punctured.

Taken in the vicinity of London.

Page 124. SPERCHEUS emarginatus. *Curtis, v. viii. pl. 394.—*Has been taken in "Burwell Fen, Cambs."—*C. C. Babington, Esq.*

Page 126. Sp. 4. BEROSUS spinosus. *Ahr. Faun. Europ. iii. f. 5.—Steph. Nomen. 2d edit. col. 21.—Ater, supra griseus, elytris versus apicem appendiculo spinoso.* (Long. corp.  $2\frac{1}{2}$ —3 lin.)

Head griseous, very much punctured; thorax also punctured, rather paler, and sometimes with two obscure dusky clouds, placed transversely; elytra oblong, ashy-griseous, with irregular blackish clouds, the outer margin towards the apex with an acute short, straight spine, the disc punctate-

striate, the interstices slightly punctured; beneath black, with an ashy pile; legs, antennæ, and palpi pale.

Found in the Salt Marshes, near Lyndhurst, by L. Rudd, Esq.

Page 127. *Hydrobius picipes*. HYD. chalconotus. *Curtis, v. vi. pl. 243.*

Page 128. Sp. 4 a. †HYDROBIUS *lateralis*. *Hydrophilus lateralis* of *Fabricius, Syst. Eleut. i. 251.*—*Loudon, Mag. Hist. Nat. v. 86 and 556.*—In the places above quoted of Loudon is a complex account of the erroneous admission of this North American insect in *Curtis's Guide*: I therefore merely refer thereto by way of remarking that that insect has never been taken in England; neither is it likely.

Page 135. Genus 104 a. CHÆTARTHRIA, *Waterhouse.*

*Palpi* short; the terminal joint large, obtusely conic, the penultimate small, obconic, the antepenultimate rather larger and conic. *Antennæ* also short, the basal joint long and curved, incrassated at the apex; the second joint large, globose, with a rigid bristle on one side; two following minute, also setose, the next transverse, the remainder forming an elongate-ovate, obtuse, pilose club, the central joint of which is longest: in other respects similar to *Hydrobius*.

Page 135. Sp. 25. CHÆ. *Seminulum*. *Steph. Nomen. 2d edit. col. 22.*—This appears to be the only specimen of the genus: it occurs not very commonly in damp places, under moss, &c.

Page 136. Genus CERCYON. I appear to possess several new species of this troublesome genus, though I shall refrain from describing any but the one introduced into the second edition of my *Nomenclature*, in order to allow of a more mature examination than I have the means of giving thereto.

Page 154. Sp. 61. CERCYON *nubilipenne*. *Steph. Nomen. 2d edit. col. 23.*—*Rufo-piceum, nitidum, subpunctatum, elytris pallidioribus nebulâ discoidali brunneâ.* (Long. corp.  $\frac{3}{4}$  lin.)

Pitchy-red, glossy, and faintly punctured; elytra obscurely punctate-striate, paler than the thorax, and with a round brown cloud in the centre of each; legs and antennæ pale pitchy-red.

Found near London.

Page 156. SPHERIDUM *marginatum*, var. *Curtis, v. xi. pl. 518.*—A beautiful figure; but no attempts made to clear up the doubts regarding the number of our indigenous species.

Page 158. TRITOMA *bipustulatum*. *Curtis, v. xi. pl. 498.* (See Postscript.)

Page 159. Genus 107 a. ALEXIA, *Stephens.*

*Palpi* exerted, the terminal joint thick and obtuse. *Antennæ* nearly as long as the thorax, the basal joint large, oblong-ovate, swollen without, the second shorter, somewhat rounded; third to the eighth small, nearly equal, the remaining three forming a large obovate, villose club, of which the two

basal joints are cup-shaped, the terminal longer, ovate, obtuse; head rather large, deflexed; thorax short, transverse, deeply emarginate in front, and embracing the head; disc convex; scutellum minute; elytra ample, as broad as the base of the thorax in front, the shoulders rounded, and attenuated behind; body very convex above, nearly flat beneath; legs short and slender.

Sp. 1. ALEX. pilifera. *Steph. Nomen. 2d edit. col. 23.*—Trit. pilifera. *Germ. Mug. (Müller) iv. p. 207.*—*Ovali subglobosa, rufo-testacea, suprâ villositate longâ, erectâ tenuissimâ albicante, densè obvallatâ, elytris crebrè punctatis.* (Long. corp.  $\frac{3}{4}$  lin.)

Somewhat globose, oval, testaceous-red, densely clothed with a fine long erect whitish pile above, elytra punctured; thorax with a dusky central cloud.

Taken in the New Forest by the Rev. G. T. Rudd.

Sp. 2. ALEX. globosa. *Steph. Nomen. 2d edit. col. 23.* Phalacrus globosus. *Sturm.*—This species rather associates with the present genus than with Phalacris: it is described in p. 166.

Sp. 3. ALEX. lævissima. *Steph. Nomen. 2d edit. col. 23.*—*Ater, nitidus glaberrimus, elytris vagè punctatis, antennis pedibusque piceis.* (Long. corp.  $\frac{3}{4}$  lin.)

Deep black, extremely glossy and smooth; elytra deeply and somewhat regularly punctate; antennæ and legs pitchy; club of the former black.

Taken near London, and at Bottisham, by the Rev. L. Jenyns.

Page 160. Sp. 4 a. PHALACRUS striatus. *Steph. Nomen. 2d edit. col. 23.*—*Oblongo-ovatus, posticè attenuatus, nigro-æneus, nitidus, elytris distinctè striatis, disco posteriore subcastaneo, antennis palpis pedibusque rufescentibus.* (Long. corp.  $\frac{3}{4}$  lin.)

Oblong-ovate, attenuated behind, brassy-black, shining, elytra distinctly striated, the disc castaneous behind; antennæ, palpi, and legs, reddish.

Found near Kimpton by the Rev. G. T. Rudd.

Page 169. Sp. 4. EPHISTEMUS Histeroides. *Steph. Nomen. 2d edit. col. 24.*—I believe this species to be distinct from Ep. confinis: it occurs near London in gardens.

Page 169. Sp. 5. EPHIS. nitidus. *Steph. Nomen. 2d edit. col. 24.*—*Nigropiceus, nitidus, elytris saturatioribus, impunctatis, antennis pedibusque rufo-piceis.* (Long. corp.  $\frac{1}{3}$  lin.)

Pitchy-black, shining; elytra darker, impunctate; antennæ and legs pitchy-red.

Not very uncommon near London.

Page 173. Sp. 9 a. LEIODES maritima. *Rudd MSS.—Steph. Nomen. 2d edit. col. 24.*—*Oblongo-ovata, rufo-ferruginea, thorace impunctato, elytris profundè punctato-striatis interstitiis subpunctulatis, antennarum capitulo fuscescente.* (Long. corp.  $1\frac{1}{2}$  lin.)

Oblong-ovate, rusty-red, shining; thorax impunctate; elytra deeply punctate-

striate, with the interstices somewhat punctured; legs pale; eyes dusky; antennæ with the club dusky.

Common on the shores of the Tees, and also near Edinburgh.

Page 176. Sp. 18 a. LEI. Dillwynii. *Steph. Nomen. 2d edit. col. 24.*—*Subglobo-ovata, rufo-ferruginea, capite thoraceque punctatissimis, punctis subprofundis, elytris tenuè punctato-striatis, interstitiis subpunctatis, antennis pedibusque pallidis.* (Long. corp.  $1\frac{1}{2}$  lin.)

Somewhat globose-ovate, shining rusty-red; with the head and thorax very thickly and rather deeply punctured; elytra finely punctate-striate, the interstices sparingly punctured; eyes black; antennæ and legs pale-red.

Taken near Swansea by L. W. Dillwyn, Esq.

Page 176. Sp. 19 a. LEI. arenaria. *Rudd MS.*—*Steph. Nomen. 2d edit. col. 24.* *Subglobo-ovata, pallide rufo-ferruginea, capite thoraceque confertissimè punctatis, elytris punctato-striatis interstitiis subpunctatis, antennarum capitulo nigricante.* (Long. corp.  $1\frac{1}{4}$  lin.)

Somewhat globose-ovate; pale rusty-red; head and thorax finely, but thickly, punctured, and very glossy; eyes black; elytra rather deeply punctate-striate, all the interstices faintly punctured; legs pale-testaceous; hinder tibiæ slightly curved; antennæ pale testaceous, with the capitulum dusky.

Allied to LEI. ferruginea, from which it chiefly differs in having all the interstices between the striæ on the elytra finely, but somewhat remotely, punctured; the body more globose, and the legs of a paler hue.

Taken near Stockton by the Rev. G. T. Rudd, and near Edinburgh, by I. Wilson, Esq.

Page 176. Sp. 19 b. LEI. litura. *Steph. Nomen. 2d edit. col. 24.*—*Suboblongo-ovata atra nitida, capite thoraceque minutim punctatis, elytris punctato-striatis, liturâ validâ rufo-castaneâ, pedibus pallidis, antennis picco-castaneis.* (Long. corp. 1 lin.)

Rather oblong-ovate, deep glossy black; head and thorax minutely punctured; elytra punctate-striate, with a broad bright chestnut-red streak, extending nearly to the apex; legs pale; antennæ pitchy-chestnut; eyes black.

Found near Edinburgh.

Page 176. Sp. 19 c. LEI. suturalis. *Steph. Nomen. 2d edit. col. 24.*—*Suboblongo-ovata, nigro-picea, nitidissima, thorace profundè punctato, elytris punctato-striatis, rufo-ferrugineis suturâ atrâ, antennis pedibusque rufo-piccis.* (Long. corp.  $1\frac{1}{2}$  lin.)

Somewhat oblong-ovate; pitchy-black, very glossy; the thorax deeply punctured; elytra punctate-striate, rusty-red, with a deep black suture; antennæ and legs pitchy-red; the former with the club rather dusky.

Also found near Edinburgh.

Page 176. Sp. 19 d. LEI. nigricollis. *Steph. Nomen. 2d edit. col. 24.*—*Ohlonga,*

*posticè subattenuata, nigro-picca, vix nitida, elytris pallide ferrugineis tenuè punctato striatis, antennis pedibusque rufo-picceis.* (Long. corp. 1 lin.)

Oblong, slightly attenuated behind, pitchy-black, and scarcely shining; elytra pale ferruginous, delicately punctate-striated; antennæ and legs pitchy-red.

This also occurs near Edinburgh.

Page 178. Sp. 24 a. LEI. Stephensii. *Rudd MS.—Steph. Nomen. 2d edit. col. 24.—Brevis, ovata, rufo-ferruginea, capite thoraceque punctatissimis, elytris punctato-striatis, interstitiis profundè punctatis; antennarum capitulo nigricante.* (Long. corp. 1 $\frac{3}{4}$  lin.)

Short, ovate, rusty-red; head and thorax thickly punctured; eyes dusky; elytra punctate-striated, the interstices very thickly, irregularly, and deeply punctured; legs and antennæ pale ferruginous-red, the club of the latter dusky.

Found near Stockton by the Rev. G. T. Rudd, and also near Edinburgh.

Page 179. Sp. 25 a. LEI. axillaris. *Anisotoma axillaris. Gyll. Ins. Suec. ii. p. 560.—Steph. Nomen. 2d edit. col. 24.—Subhemisphærica, nigra, nitida, subtus rufo-ferruginea, elytris glabris, maculâ humerali rubrà, striis gemellatis, interstitiis lævibus.* (Long. corp. 1 $\frac{1}{2}$  lin.)

Somewhat hemispheric, black, shining, rusty-red beneath; elytra glabrous, with a small bright-red spot on the shoulder, the disc striated, the striae placed in pairs, and the interstices smooth.

Taken near London, and in South Wales.

Page 180. Sp. 1 a. AGATHIDIUM? nigripenne. *Illig. Kaf. Preus. i. 84.—LEI. nigripennis. Steph. Nomen. 2d edit. col. 24.—Subglobosum rubrum, nitidum, elytris nigris subtilitèr punctulatis, antennarum clavâ abdomineque fuscis.* (Long. corp. 1 lin.)

Subglobose, glossy-red; head dusky; elytra black, very finely punctate; antennæ with its club and the abdomen fuscous, the former obscurely 5-jointed.

This insect (for which I am indebted to the Rev. G. T. Rudd, who finds it near Darlington) appears to associate better with this genus than with *Leiodes*.

Page 180. Sp. 3 a. AGA. rufipes. *Steph. Nomen. 2d edit. col. 24.—Nigrum, nitidum, thoracis margine laterali pedibusque rufis; antennis picceis.* (Long. corp. 1 lin.)

Black; head and thorax very glossy and most delicately punctured, the lateral margins of the last bright-red; elytra also glossy, more coarsely punctured, and with an abbreviated stria towards the suture; antennæ pitchy; legs red.

Found near Edinburgh by the Rev. W. Little.

Page 184. Sp. 1 a. CLAMBUS nigriclavus. *Rudd MS.—Steph. Nomen. 2d edit.*



col. 25.—*Gibboso-ovatus, nigro-piceus nitidus, thoracis marginibus pedibusque pallidis, antennis pallidis clavá nigrá.* (Long. corp.  $\frac{1}{2}$  lin.)

Glossy pitchy-black; thorax rather paler, with the margins broadly pale; body beneath pitchy; legs and antennæ pale, club of the latter black.

Taken near Stockton by the Rev. G. T. Rudd.

Page 184. Sp. 3. CLAM. enshamensis. Has been taken in plenty in Scotland and other parts of the north.

Page 185. Sp. 4. CLAM. nitidus. *Steph. Nomen. 2d edit. col. 25.—Gibbosus, ater, nitidus, antennis pedibusque pallidis.* (Long. corp.  $\frac{1}{3}$ — $\frac{1}{2}$  lin.)

Gibbous, deep black, very glossy; antennæ and legs very pale.

Found, not uncommonly, near Stockton, by the Rev. G. T. Rudd.

Page 185. Genus CXIII. CORYLOPHUS, *Leach.*

The name Clypeaster having been previously employed by Lamarck for a genus of Mollusca, as pointed out by Mr. Spence in the Linnean Transactions, vol. xi. p. 131, I shall revert to the above, proposed as a substitute by Dr. Leach, as given in the second edition of my Nomenclature.

### VOL. III.

Page 3. SCAPHIDIUM 4-maculatum. *Curtis, v. viii. pl. 379.*—Abundant in some parts of Yorkshire.

Page 7. Sp. 7. PTOMAPHAGUS Davisii. I have obtained this species from Scotland.

Page 8. Sp. 1 a. CATOPS Frater. *Ent. Mag. (Newman) v. i. p. 507.—Pullus, leviter villosus, pedibus fusco-ferrugineis.* (Long. corp.  $1\frac{1}{2}$  lin.)

Head black; antennæ with the two basal joints ferruginous; thorax fuscous, with the exception of the apical joint, which is paler; thorax black, with a brown pile; elytra black, slightly tomentose and rugose, with a single stria on each towards the suture; legs rusty-brown.

Taken at Halifax and in the north of England.

Page 8. Sp. 1 b. CAT. Soror. *Ent. Mag. (Newman) v. i. p. 508.—Niger, elytris pedibusque piceis.* (Long. corp.  $1\frac{1}{4}$  lin.)

Head black; antennæ with the four basal joints, and half of the fifth, ferruginous; thorax black, with a brown pile; elytra and legs pitchy-black; the former rugose, faintly striated.

Found near Halifax and in other parts of the north.

Page 11. Sp. 9 a. CAT. nubifer. *Ent. Mag. (Newman) v. i. p. 507.—CAT. fulvicollis. Steph. Nomen. 2d edit. col. 25.—Fuscus, capite nigro, thorace medio fusco, lateribus ferrugineis.* (Long. corp.  $1\frac{1}{4}$ — $1\frac{1}{2}$  lin.)

Head black; antennæ with the three basal joints pale ferruginous, the remainder fuscous, with the apical one paler; thorax ferruginous, with a large central fuscous cloud, extending to none of the margins; elytra

fuscous; sometimes more or less ferruginous at the shoulders, or with that colour pervading the whole surface; legs rusty-brown.

Taken at Halifax and in Scotland.

I have other apparently distinct (undescribed) species of this genus, but refrain, for reasons already stated, to introduce them.

Page 15. Genus 121 a. SPHÆRITES, *Dufschmid*.

*Palpi* short; maxillary four jointed, three basal joints short, terminal large and ovate obtuse; labial triarticulate, also with the basal joints short, the terminal large and ovate-obtuse; *labrum* rounded in front; *mandibles* long and deflexed, dentate within, and very acutely bent at the apex. *Antennæ* short, the basal joint large and bent, dilated without; two following rather obconic, short, the five next much smaller, the remaining three forming an ovate, compact, obtuse club; *head* angulated; *thorax* transverse, deeply notched in front, the sides margined, the base waved; *scutellum* subtriangular; *elytra* rather broad, somewhat obliquely truncate at the apex, and not concealing the abdomen; *legs* rather long; *tibiæ* spinose without; *tarsi* long, pentamerous.

Sp. 1. SPHÆRITES glabratus. *Dufsch. Faun. Ins. Aust.* i. 206.—*Steph. Nomen.* 2d edit. col. 26.—*Hister glabratus.* *Sturm, Deuts. Faun.* i. p. 267. pl. xx.—*Niger, supra nigro-æneus, nitidus, glaber, elytris punctato-striatis, pedibus nigro-piceis.* (Long. corp. 2 lin.)

Rounded, ovate; black; above bright brassy-black, with a greenish tinge, very glossy and glabrous; head and thorax delicately punctured; *elytra* regularly and rather finely punctate-striate; legs pitchy-black.

Taken in Scotland, but very rarely.

Page 36. Sp. 11 a. NITIDULA pallescens. *Steph. Nomen.* 2d edit. col. 27.—*Oblongo-ovata, subconvexa, pallide testaceo-flava, thorace vix emarginato, elytris apice rotundatis.* (Long. corp. 1½ lin.)

Oblong-ovate, slightly convex, pale testaceous-yellow, with a fine silken pubescence; eyes black; thorax not emarginated in front; *elytra* with the apex rounded; legs and antennæ very pale testaceous-yellow.

Found in the vicinity of London.

Page 38. Sp. 16 a. NIT. fuscicollis. *Waterhouse MSS.*—*Steph. Nomen.* 2d edit. col. 27.—*Oblongo-ovata, pallide testacea, thorace fuscescente, elytris apice rotundatis.* (Long. corp. 1¼ lin.)

Oblong-ovate, slightly depressed; pale testaceous; thorax fuscous, with its anterior margin entire; *elytra* pale, with the apex rounded.

Found near London.

Page 41. Sp. 24. NIT. rufimarginatus occurs in Scotland.

Page 45. Sp. 1 a. MELYGETHES subcastaneus. *Steph. Nomen.* 2d edit. col. 28.—*Rufo-castaneus, pedibus testaceis, oculis nigris, antennarum capitulo fusco.* (Long. corp. 1½ lin.)

Deep chestnut-red above, paler beneath; legs testaceous; eyes black; club of the antennæ fuscous.

First taken by the Rev. A. W. Griesbach at Cambridge; subsequently by myself.

Page 49. Sp. 14. MEL. niger. *Ent. Mag. (Newman) v. ii. p. 200.*—*Niger, punctatissimus, antennis pedibusque piceis.* (Long. corp.  $\frac{1}{2}$  lin.)

Black; thickly punctured; antennæ pitchy-black, the basal and apical joints being lighter than the intermediate ones; the legs pitchy-black, the anterior lightest; the thorax and elytra are deeply punctured, and covered with a short grey villosity; the elytra are very narrow posteriorly.

Found near London, &c.

Page 53. Sp. 7 a. CATERETES glaber. *Ent. Mag. (Newman) v. ii. p. 200.*—*Nigerrimus, nitidissimus, antennis pedibusque concoloribus.* (Long. corp.  $\frac{2}{3}$  lin.)

Very black and shining; antennæ black, club slightly downy; head, thorax, and elytra very black, shining, sparingly covered with a grey villosity; elytra short and abruptly truncate; legs entirely black.

“Taken in abundance by Mr. Davis, from nettles by the road side, between Ipswich and Woodbridge.”—*Newman, l. c.*

Page 56. Sp. 3 a. MICROPEPLUS obtusus. *Ent. Mag. (Newman) v. iii. p. 201.*—*Testaceus, capite anticè rotundato.* (Long. corp. 1 lin.)

Entirely pale brown; the head anteriorly obtuse and rounded; the lines on the elytra more elevated than in *Mic. Staphylinoides*.

Taken at Halifax.

Page 61. Sp. 7. TRICHOPTERYX Titan! *Ent. Mag. (Newman) v. ii. p. 201.*—*Nigra, pedibus albidis.* (Long. corp.  $\frac{1}{2}$  lin.)

Minute, black, with very pale legs, of a dirty-white hue.

Taken in moss by Mr. Davis: the smallest known Coleopterous insect.

Page 67. Sp. 12 a. †ATOMARIA gutta. *Picea, elytris nigris, guttâ mediâ saturali sanguineâ; pedibus ferrugineis.* (Long. corp.  $\frac{3}{4}$  lin.)

Pitchy-black; antennæ ferruginous, with the basal half of the apical, and the whole of the following joints, fuscous; thorax and elytra black, the latter with a distinct red spot, on the centre of the suture, being half on each elytron; legs ferruginous.

Found by Mr. Davis in some moss received from Lincolnshire.

Page 80. MYCETÆA hirta. *Curtis, v. xi. pl. 502.*—Here, as usual, speaking of *Myc. fumata* (which is very distinct *in form*, as well as in colour and pubescence, from *Myc. hirta*,) Mr. Curtis says, “but it is impossible to ascertain from his (Stephens’s) synonyms what he means, for *two insects of different genera* are given as *one species*. The *Dermestes fumatus*, Marsham, which is a *Mycetæa*, and the *Der. fumatus* of Linné, which is nearly allied to *Triphyllus*, &c.” Had this writer taken the trouble to *read* my obser-

variations in pages 71 and 81, and to have *looked* at columns 29 and 30 of my Nomenclature, he would not thus have ventured to blind his readers by a false statement, my remarks being published in June, 1830, and Mr. Curtis's in June 1834!

Page 81. Sp. 1. PHLOÏOPHILUS Edwardsii has been taken in Derbyshire, &c. and I am indebted to C. C. Babington and F. Walker, Esqs. for specimens.

Page 77. Sp. 9 a. †CRYPTOPHAGUS scutellatus. *Ent. Mag. (Newman) v. ii. p. 202.*—*Fuscus, scutello nigro, elytris pedibusque testaceis.* (Long. corp. 1 lin.)

Head, thorax, and under side dark brown; eyes and scutellum black; antennæ brown at the base, and testaceous at the apex; elytra testaceous; legs the same, with the femora darker.

In the collection of G. Wailes, Esq.

Page 91. Sp. 1 a. †TETRATOMA pallida. *Curtis.—Steph. Nomen. 2d edit. col. 31.*—If the insect by this name in Mr. Davis's cabinet be correctly named (and I have no reason to doubt the contrary), it appears to be an immature variety only of Tet. bicolor.

Page 91. Sp. 3. †TET. picta. *Ent. Mag. (Newman) v. ii. p. 202.*—*TET. maculipennis. Steph. Nomen. 2d edit. col. 31.*—*Nigra, thoracis marginibus, elytrorumque maculis decem ferrugineis.* (Long. corp. 1¼ lin.)

Black; head fuscous; thorax with the entire margin ferruginous; elytra with ten ferruginous spots, placed one on the shoulder, one towards the apex of the outer margin, two on the disc, two on the suture, common to both elytra.

In Mr. Wailes' collection.

Page 94. Sp. 3 a. Irs 6-pustulata. *Steph. Nomen. 2d edit. col. 31.*—*Lata, subdepressa, nigra nitida, concinnè punctulata, elytris maculis tribus ovatis rubris.* (Long. corp. 3 lin.)

Broad, somewhat depressed, shining black; head and thorax very finely punctured, elytra rather coarsely punctured, with two ovate red spots at the shoulders, placed obliquely, and a larger transverse one near the apex on the disc; legs pitchy.

Inhabits the vicinity of London.

Page 94. Family CORTICARIDÆ.—In the note in p. 1, and in p. 57, I suggest that the Engidæ require subdivision, a suggestion subsequently acted upon by the adoption of the above family, which may be discriminated from the Engidæ, in a general point of view, by the short characters given in § C. of page 58: the species, with slight exceptions, being all tetramerous.

Page 95. NEMOSOMA elongatum. Near Cambridge, in May 1834, by J. L. Brown and C. C. Babington, Esqs.

Page 95. Genus 154 a. COLYDIUM, *Herbert*.

*Antennæ* rather longer than the head, the two basal joints largest, six following small, very short, coarctate, two next broad, truncate, and with the terminal one, which is large and ovate, forming the club. *Palpi* unequal, with the terminal joint thickened, ovate, or subcylindric: *labrum* very short, exerted, transverse, entire: *head* obtuse in front, shorter than the *thorax*, the latter rather long and truncate at the base and apex; *body* linear-elongate; *elytra* long, above convex, the apex rounded, the disc with elevated lines; *legs* very short.

Page 95. Sp. 1. †COL. elongatum. *Paykull, Faun. Suec. v. iii. p. 313.*—*Steph. Nomen. 2d edit. col. 31.*—*Nigrum, nitidum, antennis pedibusque ferrugineis, thorace trisulco, elytra singulo costis quatuor elevatis, interstitiis duplici serie punctulatis.* (Long. corp. 4 lin.)

Shining black; antennæ and legs ferruginous; thorax with three grooves; elytra each with four elevated ribs, the interstices with a double row of punctures. Taken in June 1833 in the New Forest by the Rev. F. W. Hope.

Page 98. CICONES *Carpini*: has been taken in plenty in the New Forest by the Revs. F. W. Hope and G. T. Rudd.

Page 100. Sp. 3 a. RHYZOPHAGUS *collaris.* *Ent. Mag. (Newman) v. ii. p. 203.*—*Ferrugineus, thorace fusco.* (Long. corp.  $1\frac{3}{4}$  lin.)

Ferruginous, with the thorax brown.

Taken abundantly by Dr. Howitt near Nottingham.

Page 106. Genus 163 a. LISSODEMA, *Curtis*.

*Antennæ* as long as the thorax, clavate, pubescent, eleven-jointed, the first eight joints short, the two basal ones slightly larger than the third, the remainder gently increasing in stoutness, the three terminal forming a long robust club, the two basal joints of which are cup-shaped, the eleventh longer and ovate-conic; *head* trigonate; *eyes* lateral; *thorax* orbicular, the sides dentated; *scutellum* triangular; *body* elliptical, convex; *elytra* very long and elliptic; *legs* short; *femora* and *tibiæ* simple; *tarsi* heteromerous?

Page 106. Sp. 1. †Liss. Heyana. *Ent. Mag. (Curtis) v. i. p. 187.*—*Steph. Nomen. 2d edit. col. 32.*—*Piceo-castanea, nitida, ore, antennis pedibusque pallidioribus, thoracis marginibus denticulatis, elytris lineis irregularibus punctorum impressum.* (Long. corp.  $1\frac{1}{3}$  lin.)

Pitchy chestnut, shining, strongly and rather regularly punctured; thorax with four or five denticulations on each side, and a fovea near each posterior angle; elytra with numerous irregular lines of punctures; mouth, antennæ, and legs, castaneous.

Taken by Mr. Hey, near Ockbrook in Derbyshire; and found near London.

Page 110. Genus 164 a. PARAMECOSOMA, *Curtis*.

*Antennæ* longer than the thorax, capitate, pilose, eleven-jointed, the eight basal joints gradually diminishing in length, first robust, second less so and

ovate, the three terminal ones forming a compressed club, the ninth being obtrigonal, tenth subtruncate, eleventh orbicular, with the apex produced internally; *head* triangular; *thorax* slightly transverse-quadrate, the sides a little convex; *scutellum* transverse-ovate; *elytra* elliptical; *body* elongate-ovate, slightly depressed; *legs* moderate; *femora* and *tibiæ* simple; *tarsi* pentamerous.

Page 110. Sp. 1. PAR. bicolor. *Ent. Mag. (Curtis) v. i. p. 186.*—*Steph. Nomen. 2d edit. col. 32.*—*Ferruginea, capite thorace scutelloque nigris, crebrè punctatis, elytris subpunctato-striatis.* (Long. corp.  $\frac{2}{3}$  lin.)

Shining, ferruginous, clothed with short ochreous pubescence; head, eyes, thorax, and scutellum black, strongly and thickly punctured, the thorax convex, with a small fovea on each side at the base near the posterior angles; *elytra* with strong lines of punctures very close together.

I was first indebted to F. Walker, Esq. for this species.

Page 115. Genus 165 a. HOLOPARAMECUS, *Curtis.*

*Antennæ* capitate, nearly as long as the thorax, nine-jointed, basal joint subglobose, two next long, four following subglobose, the remainder forming a compressed club, the eighth joint semi-ovate, the ninth somewhat ovate, the apex internally angulated; *head* rounded; *eyes* small; *thorax* obcordate, quadrate, broader than the head; *scutellum* concealed; *body* oblong, depressed; *elytra* elliptical; *femora* incrassated; *tibiæ* simple, compressed; *tarsi* triarticulate?

Page 115. Sp. 1. †Hol. depressus. *Ent. Mag. (Curtis) v. i. p. 186.*—*Steph. Nomen. 2d edit. col. 32.*—*Testaceus, nitidus, oculis nigris, thorace posticè suturâ transversâ, elytris striâ unicâ abbreviatâ suturali.* (Long. corp.  $\frac{1}{2}$  lin.)

“Testaceous, shining, sparingly punctured; eyes black, granulated; thorax with a transverse suture behind, the margins of the posterior angles a little raised, with a deep abbreviated longitudinal channel on each side at the base; *elytra* with a channel down each side the suture.”—*Curtis, l. c.*

Supposed to have been taken in Norfolk.

Page 116. XYLOTROGUS brunneus is Colydium Glycyrrhizæ, *Chevrolat MS.*

Page 120. THROSCUS obtusus. “Madingley wood, Cambs.”—*C. C. Babington, Esq.*

Page 124. Genus 171. TIRESIAS, *Stephens (Nomen. 2d edit. col. 34.)*—I propose this name in lieu of CRESIAS, employed by Hübner for a genus of Lepidoptera.

Page 131. ASPIDIPHORUS orbiculatus. *Curtis, v. x. pl. 450.*—I possess a specimen of this insect taken at Ripley in July 1827, and others have been taken by Messrs. Rudd, Walker, and Doubleday, near Marton, Southgate, and in Epping Forest.

Page 132. Genus 176 a. LIMNICHUS, Zeigler.

*Antennæ* rather long and slender, the two basal joints short, the five following more slender, gradually increasing in diameter, the remaining four forming an elongate club, terminating rather acutely. *Palpi* very short; *head* small, nearly concealed in the *thorax*, the last short, transverse, waved at the base; *elytra* ovate, entire, punctured, and clothed with fine pubescence; *body* convex, ovate; *legs* short; *femora* and *tibiæ* compressed, the latter slightly curved and simple exteriorly; *tarsi* short and stoutish.

Page 132. Sp. 1. LIM. sericeus. *Steph. Nomen. 2d edit. col. 32.*—Byrrhus sericeus. *Duft. Faun. Aust. v. iii. p. 24.*—*Oblongo-ovatus, ater subtilissimè punctulatus, griseo-sericeus.* (Long. corp.  $\frac{1}{2}$ — $\frac{3}{4}$  lin.)

Oblong-ovate, rather attenuated behind, black; very delicately punctured above, and clothed with a fine griseous down; legs and antennæ pitchy, sometimes pale.

Found in profusion about Southend by the Rev. F.W. Hope, and near Stockton by the Rev. G. T. Rudd.

Page 136. BYRRHUS pilula. To the preceding varieties of this insect I suspect the following may be added:—

Var.  $\delta$ . BYR. alpinus. *Ent. Mag. (Newman) v. i. p. 53.*—Black; *elytra* finely punctured, with eleven elevated longitudinal lines: rather larger than By. pilula, with the head, thorax, *elytra*, abdomen, and legs black, with some scattered hairs.

Taken in grassy places on Snowdon.

Var.  $\epsilon$ . BYR. rufiventer. *Ent. Mag. (Newman) v. i. p. 508.*—Of a golden-brown and tomentose, the under side and legs ferruginous; antennæ black.

Very abundant about London; in profusion at Coombe wood in May last, varying in all shades beneath to deep black: I therefore cannot but refer it to the Byr. pilula.

Page 139. Genus 179 a. OÖMORPHUS, Curtis.

*Antennæ* remote, rather slender, basal joint longest, subovate, second subconic, with a notch within; four following slender, oblong, the remainder forming an elongated club, of which the second (or eighth) joint is smallest, and the apical longest and ovate. *Palpi* short, robust; *head* concealed in the *thorax*, the last convex, trigonate, rounded behind; *elytra* ovate, convex, striated and naked; *legs* short and robust, compressed; *tibiæ* dilated and ciliated; *tarsi* short and broad, the third joint bilobed.

Page 139. OÖM. concolor. *Curtis, v. viii. pl. 347.*—*Phalacrus maritimus. Mandibulata, v. ii. p. 159.*—See observations in *vol. ii. p. 197*, and in *vol. iii. p. 371*, respecting this insect, published *anteriorly* to the remarks of *Mr. Curtis, v. vii. fol. 335.*

Page 116. HISTER 4-maculatus. *Curtis, v. x. pl. 470.*—This species continues to be taken abundantly on the south-eastern coasts of England.

- Page 158. *DENDROPHILUS Sheppardi* has been taken near Windsor by Messrs. A. W. Griesbach and Waterhouse.
- Page 158. Sp. 1 a. *DEND. 14-striatus*. *Steph. Nomen. 2d edit. col. 36.*—*Ater nitidissimus, subtilissimè punctulatus, elytris striis septem integris ornatis, pedibus piceo-nigris.* (Long. corp.  $1\frac{1}{4}$ — $1\frac{1}{2}$  lin.)  
 Deep black, very glossy, very delicately, but obscurely, punctured; elytra with seven continuous striæ, reaching from the base to the apex; legs deep pitchy-black.  
 Taken abundantly in Battersea fields in the summer of 1832 and 1833.
- Page 166. *LUCANUS Cervus*. *Curtis, v. xi. pl. 490.*—A splendid figure of this gigantic indigenous species.
- Page 167. *SINODENDRON cylindricum*. *Curtis, v. x. pl. 478.*
- Page 170. *COPRIS lunaris*. *Curtis, v. ix. pl. 414.* “Bungay.”—*Curtis, l. c.*  
 Also not uncommon in Greenwich Park.
- Page 171. *ONTHOPHAGUS Taurus*. I now possess this singular and rare insect.
- Page 186. *GEOTRUPES stercorarius*. In Loudon's *Mag. Nat. Hist. v. vii. p. 183*, a variety (immature) of this species is described having an orange spot, with a blackish centre towards the apex of each elytron, by the name *Geo. Bannani*.
- Page 209. Genus *PSAMMODIUS* :  
 § A. forms the genus *OXYOMUS* of Eschscholt.  
 § B. forms the genus *PSAMMODIUS*.
- Page 217. *ORYCTES nasicornis*. The specimens of this insect here referred to is now in my collection.
- Page 222. Sp. 1 a. †*MELOLONTHA Hippocastani*. *Fabr. Syst. Eleut. ii. p. 167.*  
 —*Panz. Faun. 97. f. 8.*—*Entom. Edin. p. 190.*—*Oblonga, convexa, nigro-picea villosa, elytris testaceis nigro marginatis, stylo ani ante apicem coarctato.* (Long. corp.  $9\frac{1}{2}$  lin.)  
 Oblong, convex, pitchy-black, with whitish hairs; elytra testaceous, with a narrow black margin; anal style short, constricted before the apex, the latter broad and obtuse.  
 “Taken by Mr. Wilson some years ago on the banks of Windermere.”—*Entom. Edin. p. 190, note.*
- Page 223. *MEL. Fullo*. *Curtis, v. ix. pl. 406.*—Several examples have recently occurred of this beautiful insect between Deal and Dover.
- Page 224. *PHYLLOPERTHA suturalis*. *Ent. Mag. (Newman) v. i. p. 509.*—*Anisoplia suturalis.* *Curtis, v. xi. pl. 526.*—*Chalybeo-atra, elytris testaceis margine circumdatâ nigrâ.* (Long. corp.  $3\frac{1}{2}$  lin.)  
 Head black, with a chalybeous tinge; antennæ with the shaft testaceous, the



club black; thorax black, with a chalybeous tinge; elytra testaceous, with black hairs, and the entire margins black; the legs and entire under surface black, with testaceous hairs.

“Taken by Mr. Bevington, in immense profusion, on the sea coast in the north of Ireland.”—*Newman, l. c.*, to whom I am indebted for the species: also found in Scotland.

Page 232. ‡*VALGUS hemipterus*. Mr. Babington has an English specimen of this insect given to him by the Rev. A. Badger, who believes he captured it at Chelsea.

Page 233. *CETONIA stictica*. *Curtis, v. viii. pl. 374*.—Specimens have been taken (it is here said) near Chichester: this insect is decidedly synonymous with *Sc. Greenii* of Donovan, as I now possess the original specimen from which his figure was taken.

Page 234. Family *BUPRESTIDÆ*.

For the names of the modern genera, into which the British species of this rare family have been divided, I must refer to columns 39 and 40 of the second edition of my Nomenclature, being unable to describe them, from want of specimens of some of them, though I may observe that the genera alluded to nearly correspond with the sections I have introduced:—one new species has occurred, viz.—

Page 235. Sp. 1 a. †*CHRYSOBOTHRIS affinis*. *Fab. Syst. Eleut. ii. 199*.—*Purpuruscenti-ænea, obscura, punctatissima, elytris vix costatis, margine concoloribus, punctis duobus disci aureis impressis*. (Long. corp. 6 lin.)

Brassy purple, obscure, very much punctured; elytra scarcely ribbed, the margin concolorous, the disc with two impressed golden points.

Taken by the Rev. F. W. Hope.

Page 244. Family *ELATERIDÆ*.

As stated in page 374, vol. iii., Eschscholtz has subdivided this family into several genera; but as most of them correspond with those I proposed, I shall merely refer to the second edition of my Nomenclature, and briefly point out the few that differ. My genus *CATAPHAGUS* he divides into—

— *ADRASTUS, Eschscholtz,*

Which embraces my first two species, and differs externally from *Dalopius* in being of a more elongate linear form, and less convex.

— *DALOPIUS, Eschscholtz,*

Includes my third species of *Cataphagus*, which appears to differ chiefly in being of a more robust and less elongate form than the preceding, and in being convex.

— *AGRIOTES, Eschscholtz,*

Corresponds with § B. of *Cataphagus*, p. 249, to which may be added a new British species, viz.—

Page 252. Sp. 7. *AGRIOTES pilosus*.—*Elater pilosus*, *Fabr. Syst. Eleut.* ii. 241.

—*Depressiusculus, fuscus, cinereo subvillosus, elytris pallidioribus, tenuè striatis, antennis pedibusque obscure ferrugineis.* (Long. corp. 4—5 lin.)

Slightly depressed, fuscous, clothed with a slight ashy down; elytra rather paler, delicately and regularly striate, the interstices finely punctured; thorax rather coarsely punctate, the posterior angles a little curved outwards; antennæ and legs dull ferruginous, the femora sometimes a little dusky.

The elytra vary slightly in colour, as in other species of the genus.

I have one specimen taken by the Rev. F. W. Hope near Southend, and I obtained a pair from Mr. Bainbridge's collection.

— *SERICOSOMUS, Serville,*

A name to be retained in preference to *Sericus, Esch.* (being too near *Serica*): it forms a portion of my first section of *Elater*—the first three species—and differs from *Ectinus* chiefly in having the body densely clothed with a very short silken pile, more depressed, broadish, the fourth and following joints of the antennæ alike, and the elytra mostly discolorous to the head and thorax.

— *ECTINUS, Eschscholtz,*

Includes only *El. aterrimus* of the indigenous species, which, as before alluded to, differs from the preceding by having the body nearly glabrous, a few hairs disposed in lines existing on the elytra, the body very convex and roughened, the antennæ with the fourth joint distinctly longer than the following, and the apical one short, broad and ovate.

— *LIMONIUS, Eschscholtz,*

Agrees with *Elater A.*, sections b. and c. of this work, with the exception perhaps of *El. nigrinus*, of which for want of specimens I can say nothing.

— *ELATER, Eschscholtz,*

Is apparently confined to the species which I have included in section B, divisions a and b 1; b 2 forming

— *LEPIDOTUS, Eschscholtz,*

As referred to in page 374.

— *HYPOLITHUS, Eschscholtz,*

Is synonymous with *Hypnoides*; and

— *DRASTERIUS, Eschscholtz,*

Embraces the insect I have placed, with doubt, as the third species of *Solatosomus* in page 269, viz. *Elat. bimaculatus, Fabr.*

— *MELANOTUS, Eschscholtz,*

Corresponds with *PERIMECUS*, to the characters of which should be added *claws serrated.*

Page 266. ‡*CTENICERUS castaneus.* “Shanklin Cliff, Isle of Wight, 16th June, 1834.”—*T. Meynell, Esq.*

Page 266. *CTE. sanguinicollis* has been taken rather plentifully near Southend by the Rev. F. W. Hope.

— *CARDIOPHORUS*, *Eschscholtz*,

Appears synonymous with *CALODERUS* of this work, excepting that of one portion I make the genus *APLOTARSUS*, as shown in page 271.

— *ATHOÏS*, *Eschscholtz*,

Is the same with my *ANATHROTUS*, and to this genus a new species has been added; but it appears rather to belong to a new group.

Page 274. Sp. 1. *ATH.* pubescens. M. Chevrolat informs us that this is *Elater rhombeus* of Olivier.

Page 278. Sp. 11. †*ATH.* Campyloides. *Ent. Mag. (Newman) v. i. p. 509.*

—*Campylus denticollis?* *Steph. Nomen. 2d edit. col. 44.*—*Ferrugineus, oculis nigris.* (Long. corp.  $4\frac{1}{2}$  lin.)

Ferruginous, the eyes alone being black: differs from *At. longicollis* “in having the elytra less deeply striated, and less flat, and in being altogether wider; the prothorax is not quite so acutely angled posteriorly, and the general appearance of the insect is that of *Campylus dispar.*”

“Beaten out of alder, at Ramsgate, by Mr. Foster.”—*Newman, l. c.*

Page 287. Sp. 14 a. *CYPHON* immunis. *Steph. Nomen. 2d edit. col. 43.*—*Elongato-ovatus, ater nitidissimus, elytris profundè punctatis, ore tarsisque rufis, femoribus tibiisque piceis.* (Long. corp.  $1\frac{1}{2}$  lin.)

Elongate-ovate, deep black, very shining, slightly pubescent; head and thorax minutely punctured: elytra deeply punctured, the punctures very close; mouth and tarsi red; femora and tibiæ pitchy.

Taken near Windsor, at Ripley, and near London.

Page 291. *DYCTYOPTERUS*, *Latreille*,

Is the name applied by that lamented entomologist to the genus corresponding with *LYCUS* of this work.

Page 293. *SILIS*, *Megerle*,

Is formed from *Telephorus ruficollis*, but may be known from the *Telephori* by the characters given in p. 293, to section A a. The only indigenous species appears to occur not uncommonly in the fens about Whittlesea Mere (where I found it): it frequently has the tibiæ pale.

Page 302. Sp. 28 a. *TELEPHORUS* nigrifrons. *Steph. Nomen. 2d edit. col. 45.*—*Pallide rufo-testaceus, fronte, antennarum apicibus, tibiis tarsisque posterioribus, femorumque apicibus posticis nigris.* (Long. corp. 4—5 lin.)

Pale testaceous-red; thorax brighter and glossy, immaculate; head with a large black patch on the front; the three basal joints of the antennæ pale, the remainder black: the four posterior tibiæ and tarsi, and the apical half of the hinder femora deep black; body beneath, except the margins of the abdomen black.

Found at South Lambeth, in the Hermitage garden.

Page 303. Sp. 31 a. *TEL.* maculicollis. *Steph. Nomen. 2d edit. col. 45.*—*Supra*

*testaceus, thorace rufescente maculis irregularibus, capite posticè abdomineque atris.* (Long. corp. 5 lin.)

Above pale-testaceous; thorax reddish and glossy, with a few irregular black marks on the disc; head with two angulated marks behind, and the base of the abdomen black; legs pale testaceous; antennæ the same, dusky at the apex.

Taken near Ripley.

Page 303. Sp. 31 b. TEL. griseipennis. *Steph. Nomen. 2d edit. col. 45.—Pallide rufi-testaceus, thorace nitido immaculato, oculis atris, elytris pallide griseis.* (Long. corp. 5 lin.)

Pale testaceous-red; thorax glossy and immaculate; eyes black; elytra pale griseous; legs and antennæ pale; body beneath pale griseous.

Found near London.

Page 304. Sp. 34. TEL. alpinus. This species forms the type of the genus PODABRUS, *Fischer.*

Known by the characters assigned to section B b. (p. 304).

Page 312. Sp. 2 a. MALACHIUS laticeps. *Steph. Nomen. 2d edit. col. 45.—Viridi-æneus, hirtus, capite latissimo, ore pallido, elytris apice thoraceque angulis anticis rubris, antennarum articulo tertio brevi.* (Long. corp. 3½ lin.)

Brassy-green, hairy; head much wider than the thorax, the latter with its anterior angles red; elytra with a large spot at the apex also red; mouth pale testaceous; antennæ very much incrassated at the base in the males, and both sexes with the third joint short.

Taken near Ripley, but, apparently, rare.

Page 314. Sp. 8 a. MAL. bipunctatus. *Loudon, Mag. Hist. Nat. (Babington) v. v. p. 329.—Id. vii. p. 178 and 378. fig. 49, b, c.—Steph. Nomen. 2d edit. col. 46.—Nigro-virescens, thorace toto elytrorumque apice pallide rufis, in ipso apice punctis duobus impressis nigris, tibiis tarsisque pallidis.* (Long. corp. 1½ lin.)

Greenish-black; the thorax entirely and apex of the elytra pale red; at the apex of the latter are two impressed black points, presenting a tuberculated aspect; tibiæ and tarsi pale.

Having but the male of this and the female of the preceding species when my second edition of the Nomenclature was printed, I was inclined to think they were the sexes of one species; but an examination of Mr. Babington's specimens, and the figures above referred to, set that point at rest.

Found by Mr. Babington at Monks' wood, Hunts.

Page 320. Sp. 7 a. †DASYTES pallipes. *Illiger, Mag. v. i. 83.—Panz. Faun. vi. f. 11.—Subænea, tomento griseo tecto, antennis apice nigris, pedibus pallidis.* (Long. corp. 2½ lin.)

Brassy, clothed with a griseous pile; apex of the antennæ black, and the legs entirely pale.

Taken near London by Mr. Waterhouse.

Page 325. *TILLUS formicarius*. *Curtis, v. ix. pl. 398*.—"Abundant in a pollard ash near Cambridge in 1833."—*C. C. Babington, and J. A. Power, Esqs.*

Page 327. Sp. 2. *NECROBIA ruficollis*. *Curtis, v. viii. pl. 350*.—This appears to be abundant throughout the neighbourhood of the metropolis.

Page 327. Sp. 3. *NEC. rufipes*. Taken plentifully in Battersea fields in June and July 1833.

Page 327. Sp. 4. *NEC. amethystina*. *Steph. Nomen. 2d edit. col. 47*.—*Violaceo-purpurea, antennarum basi femoribus tibiisque anterioribus rufis, elytris punctis substriatis*. (Long. corp. 3 lin.)

Of a rich purple violet, with the base of the antennæ, the femora, and four anterior tibiæ red; the tarsi and posterior tibiæ fuscous; apex of the antennæ black; elytra rather deeply punctured, the punctures disposed in striæ.

Found near London.

Page 328. *CORYNETES violaceus*. *Curtis, v. viii. pl. 351*.

Page 330. *XILETINUS striatus*. *Serrocerus! striatus. Curtis, v. viii. pl. 375*.—Has been taken rather plentifully by Mr. Marshall in Shropshire.

Page 336. *GIBBIUM Scotias*. *Curtis, v. viii. pl. 342*.—Not very uncommon in the north of England.

Page 336. Genus 254 a. *LASIODERMA*, *Steph. (λασιος hirsutus, δερμα cutis)*. *Antennæ* with the basal joint large, robust, reniform, the two following small, short and conic, the eight next rather larger, produced into an acute angle at the apex on the inner margin, the eleventh rather elongate, conic and acute. *Palpi* short, filiform; *head* broad, convex, deflexed; *eyes* small; *thorax* transverse, very gibbous in front, semicircular, the hinder angles acute, posterior margin straight; *elytra* broad, oblong, rounded at the apex, the outer humeral angle rounded and remote from the posterior angle of the thorax; *body* clothed above with a short fine pubescence; *legs* short, simple; *tarsi* very short.

Page 336. Sp. 1. *LAS. testaceum*. *Steph. Nomen. 2d edit. col. 47*.—*Subconvexo-ovale, rufo-testaceum, tomento pallido tectum, oculis atris*. (Long. corp. 1—1½ lin.)

Somewhat convex-ovate, rounded behind; pale testaceous red; head with a rather dense soft pale downy clothing; thorax less pubescent; elytra the same, the pile slightly disposed in lines, the surface impunctate; eyes deep black; legs and antennæ paler than the rest of the body.

Taken abundantly by the Rev. F. W. Hope in his own house.

Page 339. *ANOBIUM pertinax*. *Curtis, v. ix. pl. 387*.—I first detected the existence of this distinct species as indigenous, since which it has been taken by Mr. Marshall in Shropshire.

Page 342. Genus 256 a. DRYOPHILUS, *Chevrolat*.

*Antennæ* very long, remote at their origin, basal joint short, second much shorter and small, six following still smaller and extremely short, the remaining three forming an elongate kind of club, of which the two basal joints are stoutest and of nearly equal length, the first being as long as all the preceding joints taken together; the terminal joint is rather longer and more slender; in the female these joints are rather shorter and stouter, the first not being longer than the six foregoing. *Palpi* filiform; *head* short, transverse; *eyes* large, prominent; *thorax* transverse, dilated on the sides; *scutellum* rounded; *elytra* elongate, angulated at the shoulders without, embracing the sides of the body, and united forming a cylinder; *legs* rather long and slender, simple; *tarsi* also long and slender.

Page 342. Sp. 1. DRY. Anobioides. *Guérin. Mag. de Zool. (Chevrolat) v. i.—Ent. Mag. (Westwood) v. ii. p. 112.—Fusco-ater, elytris castaneo-fuscis, punctato-striatis, antennis pedibusque pallide fusco-testaceis. (Long. corp.  $1\frac{1}{2}$ — $1\frac{3}{4}$  lin.)*

Brown-black; *elytra* of a chestnut brown, a little blackish on the outer margin, the disc regularly striated, the striæ composed of punctures; *antennæ* and *legs* dusky testaceous.

Taken on broom at Coombe wood in April last by the Rev. G. T. Rudd.

Page 343. CHORAGUS Sheppardi. I was fortunate enough to capture a specimen of this insect in the Devil's Ditch near Newmarket in June 1833.

Page 347. Sp. 13. CIS bidentatus. *Curtis, ix. pl. 402.—*Whether this be the *Ips. Boletorum* of Olivier, as here stated, I have no means of ascertaining.

Page 353. HYPOTHENEMUS, *Westwood*.

*Antennæ* five?-jointed, the basal joint long, bent at its origin, second large and cup-shaped, two following minute, the remainder forming a large ovate mass, somewhat depressed and hairy, with three very indistinct rudimentary articulations. *Palpi* short; *head* concealed from above by the front of the *thorax*, which is obtusely denticulated in front; *elytra* oblong, with punctate striæ, rounded and entire at the apex; *legs* short; *tibiæ* compressed; *tarsi* pentamerous.

Page 353. Sp. 1. HYP. eruditus. *Ent. Trans. (Westwood) v. i. p. 34. pl. vii. f. 1.—Cis minutus. Steph. Nomen. 2d edit. col. 48.—Piceo-niger, setulosus, thorace fulvo anticè convexo tuberculato, antennis pedibusque lutescentibus, elytris punctato-striatis. (Long. corp.  $\frac{2}{3}$  lin.)*

Pitchy-black, with fine hairs, *thorax* fulvous, convex and tuberculate in front; *antennæ* and *legs* yellowish; *elytra* punctate-striate.

Some doubt exists as to the propriety of considering this an indigenous species: it was found (in profusion) in the cover of a book by Mr. Lumley.

Page 354. Sp. 2. †RHYZOPERTHA cincta. *Ent. Mag. (Newman) v. ii. p. 203.—Nigra, thoracis margine posteriore, elytrorumque disco testaceis. (Long. corp.  $1\frac{1}{4}$  lin.)*

Head black; thorax black, with the posterior portion testaceous; elytra testaceous, with a wide exterior margin black; legs and antennæ testaceous.

In Mr. Wailes' collection.

Page 355. Sp. 2. *PLATYPUS linearis*. *De Jean?*—*Steph. Nomen. 2d edit. col. 49.*—*Lineari-elongatus, rufo-castaneus, oculis nigris, elytris versus apicem paullo nigricantibus et acuminatis, singuli mucronis tribus armatis.*

Elongate-linear; chestnut-red, eyes black; head and thorax very obsoletely and sparingly punctured, the latter with a faint dorsal channel; elytra deeply striated, the interstices elevated, and terminating behind in three irregular processes, of which the lateral one is the longest, the apex of the elytra suffused with dusky; legs and antennæ paler.

Taken near Sydenham by P. H. Desvignes, Esq.

Page 358. Sp. 11. *TOMICUS 8-dentatus*. *Paykull, Faun. Suec. v. iii. p. 146.*—*Steph. Nomen. 2d edit. col. 49.*—*Nigro-piceus, subnitidus, flavescenti-pilosus, elytris punctato-striatis, apice circularitè truncato-retusis, singuli ambitu 4-dentato, dente tertio majore.* (Long. corp. 2 lin.)

Pitchy-black, slightly shining, clothed with a yellowish pile; elytra punctate-striate, the apex circularly truncate-retuse, the circumference armed with four teeth, of which the third is largest.

Found in the vicinity of London, but rare.

Page 360. *HYLESINUS scaber*. *Curtis, v. xi. pl. 522.*—From Mr. Curtis's references to collections, it would appear that this is not an uncommon insect: however, I have as yet seen but three specimens. This writer doubts "very much the necessity of separating" *Hylesinus* and *Hylurgus*, although unable "to discover a labrum" in the former! a very important distinction, I should think, were there no other characters.

Page 365. *HYLURGUS rhododactylus*. Taken in great abundance at Coombe wood, 7th April, 1833, in the stems of the broom.

Page 365. Sp. 11. *HYLU. rufipes*. *Steph. Nomen. 2d edit. col. 50.*—*Sublatus, niger, densius pubescens, antennis pedibusque rufis.* (Long. corp.  $\frac{3}{4}$  lin.)

Rather broad and obtuse at the apex; black, clothed with a short dense pubescence; elytra slightly pitchy, faintly punctate-striate; antennæ and legs pale red.

Found, but rarely, near London.

#### VOL. IV.

Page 32. Sp. 16 a. *NEDYUS suturalis*. *Steph. Nomen. 2d edit. col. 51.*—*Niger, albido villosus, elytris rufescentibus subpunctato-striatis, suturâ albidâ, antennis pedibusque rufis.* (Long. corp.  $\frac{1}{4}$  lin.)

Black, with a whitish pubescence; thorax faintly tuberculated; elytra reddish, faintly punctate-striated, the suture whitish; antennæ and legs red.

Taken near Ripley.

Page 81. Sp. 2 a. NOTARIS Æthiops. Rhynchæmus Æthiops. *Fabricius, Syst. Eleut.* ii. 446.—*Niger glaber, antennis pedibusque rufo-piceis, rostro longissimo arcuato, thorace oblongo, elytris oblongo-ovatis punctato-striatis, interstitiis sublevibus.* (Long. corp. 3 lin.)

Black, glabrous, and very glossy; antennæ and legs pitchy-red; rostrum very long and curved; thorax oblong; elytra oblong-ovate, punctate-striate, the interstices rather smooth.

Apparently not uncommon in the north of England. I have received it from the Revs. G. T. Rudd and D. I. J. Preston.

Page 90. ORTHOCHÆTES setiger. "Not uncommon near Yarmouth."—*Paget's Sketch, p. 28.*

Page 104. PLINTHUS caliginosus. "Near Sandgate."—*J. L. Brown, Esq.*

Page 118. Sp. 15 a. OTIORHYNCHUS caliginosus. *Steph. Nomen. 2d edit. col. 58.*—This insect, which I believe is in Mr. Waterhouse's collection, I am at present unable to describe.

Page 152. Genus BROTHEUS, *Steph.*—M. Chevrolat informed me this is synonymous with Rhytirhinus Schönher; but from that genus it differs in not having the antennæ geniculated, though it agrees in its rugose body, &c.

Page 175. Sp. 27 a. APION aciculare. *Germ. Mag. (Germar) v. ii. p. 245, pl. 3. f. 20.*—*Æneum, griseo-subpilosum, thorace oblongo, cylindrico, punctato, coleopteris oblongo-ovalibus, punctato-sulcatis.* (Long. corp. 1½ lin.)

Brassy, with a slight griseous pile; thorax oblong, cylindric, punctured; coleoptera oblong-oval, punctate-sulcate.

Found near London.

Page 177. Sp. 34 a. API. tumidum. *Steph. Nomen. 2d edit. col. 61.*—*Atrum, coleoptris ovatis nitidulis, punctato-striatis, rostro basi utrinque tumido.* (Long. corp. 1¾ lin.)

Deep black, coleoptera ovate and rather shining, somewhat deeply punctate-striate; rostrum with an obtuse swelling on each side at the base; forehead slightly wrinkled.

Found near London and near Windsor.

Page 178. Sp. 39 a. API. atomarium. *Linn. Trans. (Kirby) v. ix. p. 59, pl. 1, f. 14.*—*Steph. Nomen. 2d edit. col. 62.*—*Nigrum-immaculatum, densius pubescens, thorace brevi, antè angustato, elytris minus latis, rostro valdè arcuato, subdeflexo.* (Long. corp. 1 lin.)

Black, immaculate, densely pubescent, thorax short, narrowed in front; elytra rather narrow; rostrum much bent and a little deflexed.

Taken within the metropolitan district.



Page 190. Sp. 74. *API. difforme*. Taken by Mr. R. Lewis in the neighbourhood of Coombe wood, and to him I am indebted for the sexes.

Page 200. Sp. 5. *RHYNCHITES ophthalmicus*. This appears to be synonymous with *Rhy. sericeus*, *Schonherr, Gen. et Sp. Cur. v. i. p. 126*, in which work others of my new species appear to be described, but I must refer to the appendix of the second edition of my Nomenclature for their synonymes.

Page 200. Sp. 5 a. *RHY. cavifrons*. *Chevrolat.—Schonherr, Gen. et Sp. Cur. v. i. p. 126.—Cæruleo-virescens, longius pubescens, rostro subrecto, basi carinato, capite longiore, fronte impressâ, thorace punctato, elytris punctato-substriatis interstitiis obsolete seriatis punctulatis.* (Long. corp. 3—3½ lin.)

Bluish-green, clothed with a long pubescence; rostrum nearly straight, carinated at the base, and longer than the head; forehead excavated; thorax punctate; elytra punctate-striated, interstices punctured, the punctures somewhat disposed in striæ.

Taken near London, at Coombe wood, &c.

Page 207. *RHINOMACER Attelaboides*. This species, which I now possess, has been again taken in Scotland.

Page 216. Genus *MYCTERUS*.

It would have been more correct to have said only one *indigenous* species of this genus is known, as there are several exotic ones.

Page 218. Sp. 1 a. *SPHÆRIESTES æneus*. *Olivier?—Steph. Nomen. 2d edit. col. 64.—Nigro-æneus, nitidus, antennarum basi tibiis tarsisque ferrugineis, thorace brevi punctulato, elytris haud foveolatis.* (Long. corp. 1¾ lin.)

Brassy-black, shining; antennæ at the base, the tibiæ, and tarsi ferruginous; thorax short and punctured; elytra not foveated.

Found near London.

Page 218. Sp. 1 b. *SPH. foveolatus*. *Act. Holm. (Liungh) 1823, p. 269, pl. 3, f—h.—Steph. Nomen. 2d edit. col. 64.—Ent. Edin. p. 268.—Nigro-æneus, glaber, ore, antennarum basi tarsisque ferrugineis, thorace brevi, inæquali, elytro singulo foveâ transversim ovatâ ante medium.* (Long. corp. 1¾—2¼ lin.)

Brassy-black, glabrous, shining; mouth, antennæ at the base, and tarsi ferruginous; thorax short, unequal; elytra each with a deep ovate fovea, placed transversely in the middle near the base.

Found in the north of England and in Scotland.

Page 223. Sp. 3 a. *CUCUJUS Spartii*. *Curtis, v. xi. pl. 510.—Cu. ater? Steph. Nomen. 2d edit. col. 65.—Fusco-piceus, ore antennis pedibusque pallidioribus, aut ferrugineis, elytris lineis elevatis.* (Long. corp. 1—1½ lin.)

Deep pitchy-brown, sometimes of a chestnut hue, with the antennæ, mouth, and legs paler, occasionally ferruginous; head and thorax minutely punctured, the latter obovate-truncate; elytra with four slightly elevated lines on each, with faint punctured lines between them.

Latreille says, *Cu. ater* of Olivier (which I give *with doubt* in my Nomenclature for this species) is black, shining, with the thorax nearly cordate, smooth, the elytra with crenulated striæ; and Mr. Curtis adds it has "a thick head."

I discovered this insect on April 7, 1833, under the bark of old stalks of the broom at Coombe wood, where Mr. Rudd subsequently took it in profusion. On my arrival home on that evening, I found the proof of the sheet of the second edition of my Nomenclature, containing the genus *Cucujus*, waiting my arrival, and having hastily referred to such means as were at hand, after the fatigues of the day and the correction of the proof, I inserted the name *Cu. ater*, *Oliv.? with doubt*. Mr. Curtis, however, assumes that I gave it with certainty.

Page 223. *Cuc. unifasciatus*. Taken in the New Forest in June last by the Rev. G. T. Rudd, to whom I am indebted for the species.

Page 223. Sp. 5 a. +*Cuc. fasciatus*. *Steph. Nomen. 2d edit. col. 65*.—This appears to be distinct from the foregoing, but not having a specimen I am in doubt upon the point.

Page 238. *SAPERDA Carcharias*. This fine insect occurs in the greatest profusion in the fens about Bottisham and near Cambridge, several hundred specimens having been taken there within the past two seasons.

Page 250. Genus 378 a. *CYLINDERA*, *Newman*.

*Head* as wide as the thorax; *eyes* prominent; *antennæ* with the basal joint a little thickened, second small, the remainder gradually attenuated to the apex; *thorax* elongate, nearly cylindrical, being slightly thickened in the middle; *elytra* parallel; *femora* incrassated: in other respects similar to *Callidium*.

Sp. 1. *CYL. pallida*. *Ent. Mag. (Newman) v. i. p. 510*.—*Testacea, oculis fuscis*. (Long. corp. 4 lin.)

Pale brown; eyes dark; thorax and elytra slightly rugose, the former with an indented ring near the anterior, and another near the posterior margin. This insect has been taken near Battle-bridge and Camberwell: it is probably an imported species, two of the specimens having been found in a newly-built house.

Page 250. Genus 378 b. *TRITOMACRUS*, *Newman*.

*Head* rather narrower than the thorax; *mandibles* elongate, porrect, scarcely dentate, curved at the apex; *eyes* prominent; *antennæ* much longer than the body, the basal joint robust, second very short, third very long, the rest gradually decreasing in length and being more attenuated; *thorax* elongate, depressed, indented, with the sides convex; *elytra* a little narrowed behind; *femora* slightly thickened: in other respects similar to *Obrium*.

Sp. 1. †TRIT. testaceus. *Ent. Mag. (Newman) v. i. p. 510.*—*Testacea, oculis ferè concoloribus.* (Long. corp. 5 lin.; antennæ, 8 lin.)

Testaceous; eyes nearly of the same colour; antennæ much longer than the body, pubescent, and tapering gradually to a point.

Taken near Cork, in Ireland, by Mr. C. Henwood.

Page 260. LEPTURA apicalis. As stated in this page, I conceive this to be merely a variety of Lep. 4-fasciata: the name therefore must be expunged.

Haworth's original name for this supposed species is *apicata*: his specimen (labelled by him) is now in my collection.

Page 266. PACHYTA Lamed. Drury's original specimen of this fine insect has come into my possession.

Page 276. DONACIA Typhæ. *Curtis, v. xi. pl. 494.*—Common in Suffolk.

Page 298. Sp. 8 a. HALTICA elongata. *Steph. Nomen. 2d edit. col. 72.*—*Elongato-ovata, convexiuscula, atra, nitida, subtilissimè punctulata, antennis pedibusque piceo-nigris, elytris apice obtusis.* (Long. corp. 1½ lin.)

Elongate-ovate, rather convex; deep black, shining, very delicately punctulate; antennæ and legs pitchy-black; elytra obtuse at the apex.

Found near London.

Page 306. Sp. 37 a. HAL. pulchella. *Steph. Nomen. 2d edit. col. 72.*—*Ovata, capite thoraceque cupreo-aureis punctulatis, elytris aureo-viridibus profundè punctato striatis, antennarum basi, pedibusque flavo-rufis.* (Long. corp. 2 lin.)

Ovate; head and thorax of a golden-copper, and thickly punctured; elytra of a golden-green, very deeply punctate-striate; antennæ at the base and the legs of a yellowish-red.

Taken in the vicinity of London.

Page 312. Sp. 16 a. THYAMIS dimidiata. *Steph. Nomen. 2d edit. col. 73.*—*Ovata, convexa, capite thoraceque nigris nitidis, elytris pallidis, antennis pedibusque flavo-testaceis.* (Long. corp. 1½ lin.)

Ovate, convex; head and thorax deep black, shining; elytra very pale, faintly punctulated; antennæ and legs testaceous-yellow.

Found near London.

Page 315. Sp. 29 a. THY. atricornis. *Steph. Nomen. 2d edit. col. 73.*—*Ater, subnitida, elytris piceis, obsoletissimè punctulatis, antennis pedibusque atris.* (Long. corp. 1 lin.)

Deep black, rather glossy; elytra pitchy, very obscurely punctulate; antennæ and legs deep black.

Also found near London.

Page 316. Sp. 31 a. THY. convexa. *Steph. Nomen. 2d edit. col. 73.*—*Subglobose-convexa, atra, nitida, antennis tibiis tarsisque pallide testaceis, elytris subtilissimè punctulatis.* (Long. corp. ¾ lin.)

Somewhat globose-convex; deep glossy black; antennæ, tibiæ, and tarsi, pale testaceous; elytra very delicately punctulated.

Inhabits the metropolitan district.

Page 319. Sp. 5 a. *MACROCNEMA unimaculata*. *Curtis*, v. xi. pl. 486.—*Cærulea, ore piceo, pedibus ochreis, femoribus posticis æneo-nigris, maculâ internè versùs basin, antennarumque basi ferrugineis, elytris punctato-striatis, interstitiis minutim punctulatis.* (Long. corp.  $1\frac{1}{2}$ —2 lin.)

Blue or greenish; mouth and antennæ pitchy, the three basal joints of the latter ferruginous; head and thorax minutely punctured, the latter with some larger punctures; elytra punctate-striate, the interstices minutely punctured; legs bright deep ochreous; hinder femora brassy-black, with the tip, and a large round spot on the base within ferruginous; the other femora more or less brassy-black on the base.

Found near Whittlesea Mere and in the Isle of Wight: probably a variety of one of the other species.

B. Elytra punctured, not striated.

Page 322. Sp. 17. *Mac. Echii*. *Ent. Heft.* 52. pl. 3. f. 3.—*Mac. Ericæ. Steph. Nomen. 2d edit. col. 74.*—*Curtis, fol. 486!*—*Ovalis, virescens, antennarum basi, tibiis tarsisque rufis, elytris posticè attenuatis rotundatis abdomine brevioribus.* (Long. corp.  $1\frac{1}{2}$  lin.)

Oval, greenish; antennæ at the base, the tibiæ, and tarsi red; elytra attenuated behind and rounded, shorter than the abdomen; the disc irregularly punctured.

Taken near Bristol.—Omitted by accident in its proper place.

The generic name, by a typographical error, was spelt *Macronema* in my Catalogue, and *Mac. Echii* was called *Ericæ* in the second edition of my Nomenclature, as above quoted, both of which errors Mr. Curtis adopted, although he does not refer to either of the works.

Page 324. Genus 399 a. *CARDIAPUS*, *Curtis*.

*Antennæ* moderate, 11-jointed, slightly clavate; basal joint longest, robust, oval, second shorter and more slender, four next of equal length, but more slender and less ovate, the remainder incrassated and slightly pubescent, the terminal joint being elongate and conical; *head* small, trigonate; *eyes* remote, prominent; *thorax* rather long, convex, rounded before and projecting over the head, the base bisinuated; towards the hinder angles are two bent impressed lines, nearly as in *Mantura*; *body* very convex, sub-cylindric, apex obtuse; *legs* short; *femora* thickened, hinder pair stoutest, their *tibiæ* slightly curved and a little ciliated without, and armed with a small spine; *tarsi* short, inserted at the apex of the tibia.

Page 324. Sp. 1. *Car. Mathewsii*. *Curtis*, v. x. pl. 435.—*Cæruleus aut viridis, femoribus atris, tibiis tarsis antennisque versùs basin fulvescentibus.* (Long. corp.  $1-1\frac{1}{4}$  lin.)

Above deep blue or green, very glossy; head, sides, and hinder portion of the thorax minutely punctured; elytra deeply punctate-striate; legs fulvescent; femora black; antennæ the same, with the tip of the basal and the three following joints entirely fulvous.

Extremely variable in tint.

Taken in plenty on the *Helianthemum vulgare* in the Devil's Ditch, and other parts of Cambs., in June 1833. It has also occurred in Derbyshire, in Kent, and near Windsor.

Page 335. Sp. 9 a. *PHÆDON Hannoveriana*. *Fab. Ent. Syst.* i. 326.—*Herbst. Arch.* p. 106, pl. 23, f. 12.—*Oblonga, cœruleo-virescens, thoracis lateribus elytrorumque margine lineâque flexuosâ luteis.* (Long. corp. 2—2½ lin.)

Oblong, bluish-green; thorax with its lateral margins broadly luteous, and punctured; elytra punctate-striate, with the lateral margin and a longitudinal streak towards the suture, angulated near the base, bright luteous.

Taken near Askham Bryan, Yorkshire, by the Rev. D. I. J. Preston, who kindly presented me with the species.

Page 340. Sp. 7 a. †*CHRYSOMELA festiva*. *Fabricius E. S.* i. 323.—*Steph. Catal.* 413. No. 2279 (\*) note.—*Ovata, nigro-ænea, elytris lineis tribus suturâque anticâ flavis.*

Ovate, brassy-black; elytra punctate-striate, with three yellow lines, the two outer ones united at the apex, but the intermediate one not extending to the apex; the base of the suture is also yellow.

This insect inhabits America, but is improperly given in Wilkins' Catalogue as British.

Page 343. Sp. 15. †*CHRY. Sparshalli*. *Ater, elytris rufo-testaceis, punctis numerosis suturâque nigris.* (Long. corp. 5 lin.)

Black, beneath bluish; elytra testaceous-red, with numerous dots, and the suture black, the base of the dots punctured.

This insect was taken by Mr. Doubleday, near Epping, and presented by him to Mr. Sparshall, to whom I am indebted for having kindly forwarded the insect to me for the purpose of describing.

Page 353. *HELODES Beccabungæ*. *Curtis, v. xi. pl.* 506.—Common in Norfolk in May and June.

Page 356. Sp. 2 a. *CRYPTOCEPHALUS Pini*.—*Chrysomela Pini*. *Linn. S. N.* ii. 598.—*Cryp. Pini. Panz. Faun.* 39. f. 17.—*Testaceus, elytris pallidioribus, oculis antennarumque apice nigris, capite, thoraceque confertissimè punctulatis.* (Long. corp. 2—2½ lin.)

Testaceous; elytra paler; eyes and tip of the antennæ black; head and thorax very thickly punctured.

Taken by the Rev. T. W. Hope on firs near Netley.

Page 400. Sp. 2. *LYCOPERDINA elongata*. *Steph. Nomen.* 2d edit. col. 82.—*Angustata, atra nitida, antennis ore pedibusque piccis, elytris medio dilatatis versus basin maculâ indeterminatâ ferruginéâ.* (Long. corp. 2 lin.)

Of a more elongate form than *L. Boristæ*; deep shining black, with the mouth, antennæ, and legs pitchy; elytra dilated in the middle, with an indeterminate ferruginous spot on the disc towards the base.

Found near London.

## VOL. V.

- Page 7. *HYPOPHLEUS bicolor*. *Curtis, v. xi. pl. 430.*—Occurs at Camberwell.
- Page 9. Sp. 4. †*TENEBRIO lævis*. *Steph. Nomen. 2d edit. col. 83.*—*Ten. nitidus*. *Westwood MSS.*—*Castaneo-piceus, nitidus, tenuissimè punctatissimus, pedibus æqualibus, elytris posticè latioribus convexis striato-punctatis, striis e punctis minutis compositis.* (Long. corp.  $5\frac{3}{4}$  lin.)  
Pitchy-chestnut, convex, shining, very minutely punctured; elytra broadest behind the middle, obsoletely striated, the striæ composed of minute punctures; legs of equal size, and with the palpi and apex of antennæ somewhat ferruginous.  
A specimen of this insect is in the collection of Mr. Westwood, taken by G. Heales, Esq. at Stoke Newington.
- Page 14. *DIAPERIS ænea*. Has been taken plentifully near Hammersmith during the past winter.
- Page 23. †*BLAPS gigas*. The specimen of this insect referred to as having been taken near Yarmouth proves to be the *Te. cornuta* of Fabr., a Levant insect, and consequently not indigenous: Mr. Sparshall, in whose collection it now is, having sent me the specimen for examination.
- Page 29. Sp. 3 a. †*CISTELA nigrita*. *Fabr. Ent. Syst. v. iv. App. p. 447.*—*“Atra, elytris substriatis, antennis pedibusque concoloribus.”*—*Fab. l. c.*  
Deep black; elytra slightly striated; antennæ and legs concolorous.  
In the collection of the Rev. F. W. Hope.
- Page 30. Sp. 6. †*CIST. curvipes*. Of this insect, which was in the collection of W. W. Saunders, Esq., but was accidentally destroyed, I am unable to furnish a description.
- Page 35. Read Sp. 1. *PHLOÏOTRYA rufipes*; the specific name being omitted.
- Page 37. *HYPULUS Quercinus* was again taken in the summer of 1833 in the Robin Hood lane, near Coombe wood, by Mr. R. W. Lewis.
- Page 38. *ABDERA bifasciata*. “On palings, on Wimbledon Common, 12th June, 1827.”—*J. O. Westwood, Esq.*
- Page 40. Sp. 2. *HALLOMENUS flexuosus*. *Paykull, Faun. Suec. v. ii. 182.*—*Curtis, v. x. pl. 474.*—*Supra testaceus, sublævis, vertice, thoracis medio, scutello, elytrorumque fasciis duabus flexuosis nigris.* (Long. corp.  $1\frac{1}{4}$ — $1\frac{3}{4}$  lin.)  
Testaceous above, nearly smooth, with the crown, the middle of the thorax, the scutellum, and two narrow very much angulated fasciæ on the elytra black.  
Taken near Peterborough, and “in fungi growing on willow trees at Cambridge, May 1834.”—*C. C. Babington and J. L. Brown, Esqs.*
- Page 40. Sp. 3. *HALL.? dimidiatus*. *Steph. Nomen. 2d edit. Appendix.*—*Nigro-fusca, parcè pubescens, elytris fusco-testaceis, thorace posticè punctis duobus impressis, antennis pedibusque rufo-fuscis.* (Long. corp.  $1\frac{1}{2}$  lin.)

Brown-black, slightly pubescent; elytra testaceous-brown, immaculate, not punctured; thorax with two rather deep longitudinal foveæ at the base, towards the hinder angle; antennæ and legs red-brown.

I have seen one example only of this species, which was found in the north of England, and is in my collection.

Page 47. Sp. 1. MORDELLA abdominalis. *Curtis, v. xi. pl. 483.*—Occurs in the New Forest.

Page 51. Genus 457 a. RIPIDIUS? *Thunberg.*

*Palpi* with the terminal joint elongate, cylindric, subtruncate. *Antennæ* short, stout, the two basal joints most robust, orange shaped, third with a robust process on one side as long as the antennæ, fourth and remainder each producing an elongate flattened ray, gradually decreasing in length, so as to form (taken together) a truncate cone; *head* exerted; *eyes* extremely large, occupying above five-sixths of the head, and united above (as in many Diptera); *thorax* transverse, rugose, rounded in front, the base wider, with the angles acute; *elytra* very short, above one-fifth the length of the abdomen, dilated externally at the base, attenuated at the apex; *abdomen* slightly attenuated towards the apex, the last obtuse; *wings* ample; *legs* rather slender, anterior approximating, intermediate rather distinct, with very long coxæ; *femora* all slightly thickened in the middle; *tibiæ* simple, subcylindric; *tarsi* inserted at the apex of the tibia, and broad at the base, so as to appear continuous with the tibia; also subcylindric, but gradually attenuated to the apex; *claws* dilated at the base beneath.

Page 51. Sp. 1. RHII.? anceps. *Steph. Nomen. 2d edit. col. 86.*—*Nigro-piscus, elytris pallidioribus, pedibus fuscis, geniculis antennisque ochreo-albis.* (Long. corp. 2 lin.)

Pitchy-black, slightly glossy; eyes deep black, granulated; thorax very rough; elytra smooth, of a pale pitchy-brown; legs pale fuscous, with the joints pale at their origin; antennæ of a pale whitish-ochre.

The only example I have seen of this remarkable insect I found several years back in Somerset House, amongst some papers, written at, and received from, Portsmouth: whether truly indigenous is, perhaps, under such circumstances, doubtful.

Page 80. Sp. 3 a. SCYDMÆNUS hirtus. *Sahl. Ins. Fenn. 97.*—*Gyll. Ins. Succ. v. iv. p. 321.*—*Piceo-niger, nitidus, subhirsutus, thorace globoso, posticè foveolis duabus geminatis impresso, antennarum articulis tribus ultimis incrassatis.* (Long. corp. 1¼ lin.)

Pitchy-black, shining, slightly hirsute; thorax globose, with two geminated foveolæ behind, placed transversely; antennæ with the three terminal joints thickened.

Taken near London.

Page 83. Sp. 11 a. SCYD. impressus. *Gyll. Ins. Succ. v. iv. p. 322.*—*Scyd. puncticollis. Steph. Nomen. 2d edit. col. 90.*—*Niger nitidus pubescens,*

*thorace posticè vix angustiore, foveolis 4 profundis impressis, duabus interioribus approximatis, antennis extrorsùm crassioribus ferrugineis.* (Long. corp. 1 lin.)

Shining black, pubescent; thorax scarcely narrowed behind, with four deep impressions, the two inner ones approximating; antennæ ferruginous and thickened externally.

A specimen I received from Mr. Bakewell, taken by him near Nottingham, appears to correspond with this species, which occurs near London and in the north of England.

Page 83. Sp. 11 b. *Scyd. punctipennis.* *Steph. Nomen. 2d edit. col. 90.— Oblongus niger, nitidus, subpubescens, thorace convexo, haud foveolato, elytris subprofundè punctatis, basi bisulcato, antennis pedibusque ferrugineis.* (Long. corp.  $\frac{3}{4}$  lin.)

Oblong, black, shining, slightly pubescent; thorax convex, not foveolated, and very glossy; elytra rather deeply punctured, the base bisulcate; legs and antennæ ferruginous.

Also found near London and in the north of England.

Page 84. Genus 478 a. *MEGALADERUS*, *Stephens* (*μεγαλη* magnus, *Δεση* collum),

May be known from *Scydænus* by the great size of its thorax, which is considerably wider in front than behind; the palpi are rather shorter, and have the terminal joint extremely minute, with the preceding less truncate, and the antennæ have the eighth joint considerably smaller than the seventh, and the terminal one very large and obtuse; the legs are longer and more slender: there is but one indigenous species, forming section B. of *Scydænus*, p. 84.

Page 93. Sp. 3. *ARCOFAGUS puncticollis.* *Curtis, v. ix. pl. 422.—*Abundant near Humby, in Lincolnshire.

Page 94. Sp. 1 a. *BYTHINUS grandipalpus.* *Steph. Nomen. 2d edit. col. 90.— Castaneo-fuscus, nitidus, parè pubescens, punctulatus, antennis palpis pedibusque pallidioribus, palporum articulo ultimo elongato valdè incrassato.* (Long. corp.  $\frac{3}{4}$  lin.)

Chestnut-brown, shining, slightly pubescent, and thickly punctured; antennæ, legs, and palpi paler, the terminal joint of the last elongate, and very much thickened; antennæ with the basal joints very robust.

Found near London.

Page 97. Sp. 5 a. *EUPLECTUS ruficornis.* *Steph. Nomen. 2d edit. col. 90.— Niger nitidus, parè pubescens, thorace brevissimo foveolis tribus, antennis tenuibus, elongatis, rufo testuceis, capitulo nigricante.* (Long. corp.  $\frac{1}{2}$  lin.)

Shining black, slightly pubescent; thorax very short, dilated on the sides, the disc with three foveolæ; antennæ slender, elongate, testaceous-red, with the club dusky.

Found near Bristol.



Page 104. Sp. 5 a. *FALAGRIA polita*. *Curtis, fol. 462.*—*Fal. Ruddii*. *Steph. Nomen. 2d edit. col. 91.*—*Nigra nitida, subpubescens, pedibus ferrugineis, thorace sulco longitudinali serieque basali transversâ punctis impressis, elytris apice castaneis.* (Long. corp.  $1\frac{3}{4}$  lin.)

Black and glossy, with a few scattered hairs; palpi lurid; base of antennæ ochreous; thorax with a deep longitudinal channel and a transverse row of punctures at the base; scutellum elongated, with a broad channel down the middle; elytra slightly chestnut at the apex; legs ferruginous.

Taken by the Rev. G. T. Rudd, at Winterborne Stoke, in April 1832.

Page 105. *FAL. thoracica*. *Curtis, v. x. pl. 462.*—Found in Castle Eden Dean, and near Birch wood.

Page 105. Genus 486 a. *CALODERA*, *Mannerheim.*

*Antennæ* stout, basal joint long and thickened, cylindrical, second small and robust, third slender, obconic, seven following short, transverse, gradually thickening, the terminal one ovate-obtuse. Maxillary *palpi* with the penultimate joint elongate, subcylindrical, the terminal short, acuminate, very minute; *body* oblong; *head* orbiculate, rather wider than the *thorax*, the latter with the base and apex of equal width, the sides rounded; *elytra* rather broader and longer than the *thorax*, with the outer apex excised; *tarsi* with the joints equal.

Page 105. Sp. 1. *CAL. nigrita*. *Mann. Prec. des Brach. p. 86.*—*Nigra obscura, densè pubescens, thorace latitudine longior, canaliculato.*

Obscure black, densely pubescent, thorax longer than wide, with a dorsal channel.

Found within the metropolitan district.

Page 105. Genus 486 b. *HOMALOTA*, *Mannerheim.*

*Antennæ* short, moniliform, basal joint large, subclavate, second rather shorter, globose, eight following gradually increasing in size, and thickening towards the apex, subglobose, terminal joint longer and ovate. Maxillary *palpi* with the penultimate joint conic, the terminal minute acicular; *body* linear, very flat; *thorax* rather narrower than the *elytra*, with the base and apex subtruncate, and the sides rounded; *legs* rather short; *tarsi* with the terminal joint equal in length to all the others united.

These are the characters assigned by Mannerheim (p. 73) to the type of his genus, *Ho. plana*; Mr. Curtis, having confused those of the allied genera most strangely, in what he gives as Mannerheim's characters, from erroneously making a literal translation of his tables.

Page 105. Sp. 1. †*Hom. plana*. *Mann. Pres. des Brach. p. 73.*—*Curtis, f. 514.* *Aleochoa plana*. *Gyll. Ins. Suec. v. ii. p. 402.*—*Lineari elongata, depræssa, nigra, subopaca, punctulata, antennis pedibus anoque fusco-ferrugineis, thorace obsolete canaliculato, elytris quadratis piceis.* (Long. corp. 1 lin.)

Linear-clongate, depressed, black, somewhat opaque, punctulate; antennæ,

legs, and apex of abdomen dusky-ferruginous; thorax with an obscure channel; elytra quadrate, pitchy.

This insect Mr. Rudd informed me he had found at Croft, near Darlington, in the spring of last year.

Page 105. Sp. 2. HOM. ? dimidiata. *Steph. Nomen. 2d edit. col. 91.*—*Curtis, v. xi. pl. 514.*—Al. dimidiata. *Grav. Mo. 149.*—Al. basella, p. 112.—This species differs in the structure of the antennæ and of the tarsi (the joints being of equal length) from the type, and ought probably to be separated therefrom: I obtained it from the Rev. D. I. J. Preston, who found it in Askham bogs: it has also occurred in Battersea fields.

Page 107. DINARDA dentata. *Lomechusa dentata. Curtis, v. xi. pl. 510.*

Page 109. Genus 490 a. GYMNUA, *Karsten.*

*Antennæ* filiform, not geniculated, the articulations equal; the terminal joint oblong, somewhat conic. *Maxillary palpi* short, with the apical joint subululated; *head* somewhat transverse, with the mouth projecting triangularly; *eyes* large; *thorax* narrowed in front, disc anteriorly convex; *elytra* rather wider than the thorax; four anterior *tibiæ* spinose; *tarsi* slender.

Page 109. Sp. 1. GYM. dubia. *Steph. Nomen. 2d edit. col. 91.*—Ale. dubia. *Grav. Mo. 173.*—*Nigra opaca, sericeo-pubescentis, ore, antennarum basi, pedibus anoque ferrugineis, thorace convexo æquali, abdomine conico piloso.* (Long. corp. 1 lin.)

Black, opaque, with a silken pubescence; mouth, antennæ at the base, the legs and apex of the abdomen ferruginous; thorax convex; abdomen conic, pilose.

Taken near Bristol.

Page 110. Genus 490 b. ISCHNOPODA, *Steph. (Ισχνος gracilis, πους pes.)*

This corresponds with my section A. of Aleochara; and in addition to the form of the thorax, and a trifling variation in that of the palpi, may be noticed the length and slenderness of the tarsi, especially of the posterior legs.

Page 113. Genus 490 c. POLYSTOMA, *Steph. (πολυς multus, σωμα oris.)*

*Antennæ* rather short and thickened, faintly geniculated at the base, the basal joint longish and robust, the second also longish, third shorter, fourth and following gradually thickening and shortening, the terminal one thickest, obtuse, conic. *Palpi* with the terminal joint elongate, fusiform, acute; *mouth* prominent; *mandibles* acute; *head* thick, rounded, narrower than the thorax; *eyes* small; *thorax* somewhat orbicular, truncate in front; *elytra* subquadrate, apex entire; *abdomen* linear obtuse; *body* clothed above with a dense pubescence; *legs* rather short, ciliated; *tarsi* short.

Page 126. Genus 490. ZYRAS, *Stephens.*

*Antennæ* rather long, faintly geniculated, the basal joint long, robust, subclavate,

second and third slender, both thickened at the apex, the last longest, fourth and following nearly equal, somewhat moniliform, the apical joints closely approximating, the terminal one large, nearly as long as the basal one, and very obtuse. *Palpi* long, the apical joint very long and slender; *head* rounded, slightly exerted; *thorax* somewhat orbicular, polished; *elytra* very short and entire; *abdomen* broad, depressed, margined; *body* glabrous; *legs* long, slender; *tibiæ* slightly ciliated; *tarsi* moderate, posterior rather slender, with the basal joint elongate.

Page 126. Sp. 1. ZYRAS Haworthi. *Pl.* xxvi. f. 3.—This is the only indigenous species: it has been taken near Nottingham.

Page 114. Genus 490 e. BOLITOCCHARA, *Mannerheim*.

*Antennæ* geniculated, the basal joint longest, clavate, second rather shorter than the third, the remainder gradually increasing in thickness, truncate at the apex, the terminal one generally oblong-ovate. *Maxillary palpi* elongate, the penultimate joint long, subclavate, the terminal one very slender, subulated; *labial* very short, terminal joint slender, aciculate; *body* rather depressed, mostly sublinear behind; *thorax* wider than the head, with the sides rounded; *tarsi* with the basal joint longest, the rest of equal length with each other.

In this genus I have included from Nos. 13 (*Aleochara xanthopa*) to 114 (*Aleo. glauca*), with the exception of *Al. Haworthi*, which constitutes the genus *Zyras*.

Page 145. Genus 490 f. OLIGOTA, *Mannerheim*.

*Antennæ* faintly geniculated, nearly as long as the head and thorax, the basal joint long and thick, cylindric, second stouter, globose, four following extremely minute, globose, remainder abruptly thicker, broad, compressed, and with the large rounded terminal one forming a club. *Maxillary palpi* with the penultimate joint rather stout and globose, terminal minute and acicular; *body* sublinear, depressed; *head* not concealed beneath the *thorax*, which is wider than the head, short, transverse, slightly convex; *legs* short; joints of the *tarsi* nearly equal.

This genus corresponds with section C. b 2. (p. 145) and one new species.

Page 146. Sp. 6. OLI. pusillima. *Grav. Mo.* 175.—*Steph. Nomen.* 2d edit. col. 93.—*Sublinearis, nigra, nitida, elytris obscurè piceis, pedibus ferrugineis, antennis testaceis clavá crassá nigrá.* (Long. corp.  $\frac{3}{4}$  lin.)

Somewhat linear, black, shining; *elytra* dull pitchy; *legs* ferruginous; *antennæ* testaceous, with a thick black club.

Found near Ripley, and at the Hermitage, South Lambeth.

Page 147. Genus 490 g. OXYPODA, *Mannerheim*.

*Antennæ* geniculated, more or less thickened towards the apex, the second joint rather less than the third. *Maxillary palpi* with the penultimate joint clavate, the terminal subclavate, retracted; *body* attenuated behind; *head*

generally somewhat retracted; *thorax* short, convex, with the sides rounded, deflexed, narrowed in front; *elytra* not narrower, but longer than the thorax, with the apex cut out towards the outer angle; *abdomen* for the most part conic; *legs* generally elongate and slender; *tarsi* slender, the basal joint rather the longest.

Corresponds with § A. of *Aleochara* (Nos. 120 to 133).

Page 150. Sp. 130 a. *Oxy. lividipennis*. *Mann. Pre. des Brach.* p. 70.—*Steph. Nomen.* 2d edit. col. 94.—*Fusca, sericeo pubescens, antennarum basi, pedibus, segmentorum marginibus, ano elytrisque testaceis, his quadratis, circa scutellum infuscatis, thorace vix foveolato, pedibus mediocribus.* (Long. corp. 2 lin.)

Fuscous, with a silken pile; base of the antennæ, legs, margins of the abdominal segments, apex of the abdomen and elytra testaceous, the latter quadrate, dusky towards the scutellum; thorax faintly foveolated; legs moderate.

Found near London.

Page 151. Sp. 133 a. *Oxy. alternans*. *Steph. Nomen.* 2d edit. col. 94.—*Ale. alternans. Grav. Mi.* 85.—*Elongato rufo-testacea, nitida, confertissimè punctulata, capite nigro, elytrorum angulo exteriori, pectore, abdomineque cingulo postico fusco-piceis.* (Long. corp. 1 $\frac{3}{4}$  lin.)

Elongate, testaceous-red, shining, very thickly punctulate; head black; elytra with the exterior angle, the breast, and a belt towards the apex of the abdomen, pitchy-brown.

Taken within the metropolitan district, at Hertford.

Page 151. Sp. 133 b. *Oxy. obfuscata*. *Steph. Nomen.* 2d edit. col. 94.—*Ale. obfuscata. Grav. Mi.* 87.—*Nigro-fusca subopaca, pubescens, subtilissimè punctulata, antennarum basi pedibusque testaceis, thoracis limbo, elytris anoque fusco-testaceis.* (Long. corp. 1 $\frac{3}{4}$  lin.)

Brown-black, somewhat opaque, pubescent, finely punctate, with the base of the antennæ and legs testaceous; the margins of the thorax, elytra, and apex of the abdomen, dusky-testaceous.

Also found in the vicinity of London.

Page 151. Genus 490 h. *GYROPHÆNA*, *Mannerheim*.

*Antennæ* longer than the thorax, the basal joint elongate-clavate, second shorter, obconic, two next very short, minute, six following short, transverse, thick, truncate at the apex, of equal length, the terminal one longest, ovate. *Maxillary palpi* very short, the penultimate joint obconic, the terminal small, externally acuminate; *body* short, depressed, capable of being rolled into a ball; *thorax* extremely short, transverse, rounded on the sides and behind, the margin reflexed at the base; *legs* moderate; *tarsi* with equal joints.

Similar to *Aleochara*, § E. p. 151 (Nos. 134 to 139).

Page 134. Sp. 134 a. GYR. nitidula. *Mann.—Steph. Nomen. 2d edit. col. 96.*  
—Ale. nitidula. *Gyll. Ins. Suec. ii. p. 413.—Nigra, nitida, antennarum basi*  
*pedibus elytrorumque disco rufo-testaceis, thorace postice punctato, basi late*  
*marginato.* (Long. corp.  $\frac{3}{4}$  lin.)

Shining black; base of the antennæ, legs and disc of the elytra testaceous-  
red; thorax sparingly punctured, the base broadly margined.

Taken in the neighbourhood of London.

Page 153. The true genus ALEOCHARA *Auctororum*,  
Corresponds with my division F. (Nos. 140 to 167), and in all the species the  
scutellum is very evident. Several new ones I have detected as below:—

Page 154. Sp. 141 a. ALE. carnivora. *Grav. Mo. 171.—Steph. Nomen. 2d edit.*  
*col. 94.—Nigra, nitida, crebrè punctata, pedibus rufo-piceis, elytris subopacis*  
*confertissimè rugoso-punctatis, antennis basi rufis.* (Long. corp.  $1\frac{3}{4}$  lin.)

Black, shining, thickly punctured; legs pitchy-red; elytra rather opaque,  
closely rugose-punctate; antennæ red at the base, and rather long.

Found near London.

Page 155. Sp. 147 a. ALE. exigua. *Mann. Pre. des Brach. 68.—Steph. Nomen.*  
*2d edit. col. 94.—Nigra opaca, parcè pubescens, creberrimè punctulata,*  
*antennis capite cum thorace ferè longioribus, pedibus ferrugineis.* (Long. corp.  
 $\frac{3}{4}$ —1 lin.)

Black, opaque, slightly pubescent, very thickly punctured; antennæ somewhat  
longer than the head and thorax; legs ferruginous.

Taken near London.

Page 156. Sp. 148 a. ALE. pulla. *Grav. Mo. 96.—Steph. Nomen. 2d edit.*  
*col. 94.—Brevior, lata, nigra, densè pallido-pubescens, undique punctatissima,*  
*palpis pedibusque testaceis, antennis brevibus crassis fuscis basi apiceque*  
*testaceis.* (Long. corp.  $1\frac{1}{4}$  lin.)

Short and broad, black, densely clothed with a pale pubescence, and thickly  
punctured throughout; palpi and legs testaceous; the antennæ short,  
thick, fuscous, with the base and apex testaceous.

Also found in the vicinity of London.

Page 157. Sp. 153 a. ALE. brevipennis. *Grav. Mo. 169.—Steph. Nomen. 2d edit.*  
*col. 94.—Nigra, nitida, elytris subopacis, subrufescentibus, palpis pedibusque*  
*rufescentibus, femoribus obscuris.* (Long. corp.  $1\frac{1}{2}$  lin.)

Glossy-black; elytra short, rather opaque, and faintly reddish; legs and  
palpi of a brighter red; femora obscure.

Taken within the metropolitan district.

Page 158. Sp. 154 a. ALE. tristis. *Grav. Mo. 170.—Steph. Nomen. 2d edit.*  
*col. 94.—Nigra, subnitida, creberrimè punctata, elytris maculâ apicis testaceâ,*  
*tarsis ferrugineis, thorace depræssiori, antennis brevibus extrorsum crassioribus.*  
(Long. corp. 2 lin.)

Black, and rather glossy, very thickly punctured; elytra with a pale testaceous

spot at the apex; tarsi ferruginous; thorax rather depressed; antennæ short, much thickened towards the end.

Also taken within the metropolitan district.

Page 162. Genus PELLA, *Stephens*,

Corresponds with § G., and also embraces *Al. crassicornis*, described in p. 113.

Page 165. Sp. 1. *CALLICERUS* *Spencii*. *Curtis*, x. pl. 443.—I have received this insect from the Rev. G. T. Rudd, who takes it not uncommonly near Stockton, and found one specimen in Battersea fields in April 1833.

Page 165. Sp. 2. †*CALL.* *hybridus*. *Curtis*, f. 443.—*Steph. Nomen*. 2d edit. col. 95.—*Niger opacus, elytris abdominisque segmentibus rufescentibus, ore antennæ pedibusque ferrugineis, antennarum articulis intermediis sublongatis.* (Long. corp. 2? lin.)

“Head and thorax opaque dusky black; elytra rufescent, disc suffused with brown; abdomen black, margins of segments rufescent, legs ferruginous; antennæ and palpi darker;” the intermediate joints of the antennæ longer, and the tenth joint shorter, than in *Ca. Spencii*.

“Taken at Holywood, near Belfast, by Mr. Haliday.”—*Curtis*, l. c.

Page 170. Sp. 7 a. *MYCETOPORUS nigricollis*. *Steph. Nomen*. 2d edit. col. 95.—*Latus, nigro nitidus, antennarum basi, elytris, abdominisque apice, ore, pedibusque rufis.* (Long. corp. 3½—4 lin.)

Broad, deep glossy black; head and thorax extremely smooth and glossy; elytra pale chestnut-red, with a row of punctures on each side the suture, and another towards the margin; abdomen punctured, black, with the margins of the segments slightly, and the apex broadly, castaneous; mouth, legs, and base of the antennæ rufous; posterior femora fuscous.

Found near London, at South Lambeth.

The generic name above employed is that of Mannerheim, which he characterised previously to the appearance of my *ISCHNOSOMA*, and therefore to be adopted.

Page 186. Genus TRICOPHYA, *Mannerheim*,

Corresponds with § B. b. of *Tachyporus*, and is thus farther characterised:—*Antennæ* with the basal joint large, thick, clavate, second as stout, but shorter, subglobose, the remainder extremely slender, of equal length, and furnished with long verticillated hairs; *maxillary palpi* with the terminal joint as stout as the preceding one, acuminate at the end; *body* somewhat depressed; *head* rounded, not concealed; *thorax* short, transverse, slightly margined, rounded on the sides and behind; *legs* rather long; *tarsi* with nearly equal joints.

Page 190. Sp. 7 a. *CONURUS pyrropterus*. *Steph. Nomen*. 2d edit. col. 97.—*Rufo-testaceus, nitidus, oculis elytrisque fusciscentibus, pedibus pallidis, antennis piceis, basi pallido.* (Long. corp. 1½ lin.)

Testaceous-red, shining; thorax paler; eyes dusky-black; elytra brownish; legs pale; antennæ the same, with the apex pithy.

Found in the vicinity of London.

- Page 199. *TACHINUS elongatus*. Has been taken in Yorkshire by Mr. Rudd, and near Windsor.
- Page 203. *EMUS hirtus*. *Curtis, v. xii. pl. 534*.—The affinity of this group with *Necrophorus* I first indicated in the Catalogue of my duplicates, printed in 1825, in which the insects are arranged in correspondence with my collection *at that period*, at which time no other collection (save that of the Exeter Institution, which was arranged by me in 1822) was similarly arranged: upon a collation of that Catalogue with Mr. Curtis's Guide, it will be clearly manifest whence the variations between that and my Catalogue, &c. originated.
- Page 204. Genus *TRICHODERMA*. *STAPHYLINUS*, § A.—In my Nomenclature I proposed the name *Trichoderma* for this section, of which only three indigenous species have yet been detected, all of which are remarkable for their large size, tessellated elytra, and dusky-brown pilose aspect.
- Page 206. Sp. 9 a. *STAPHYLINUS æneicollis*. *Dahl.—Gyll. iv. 475.—Steph. Nomen. 2d edit. col. 98.—Angustior niger, longiùs pubescens, capite thoraceque æneis, elytris fuscis, antennarum basi, tibiis tursisque ferrugineis.* (Long. corp. 8 lin.)
- Narrow; black, rather densely pubescent; head and thorax of a rich bronzed tinge; elytra fuscous; base of the antennæ, the tibia, and tarsi, dull ferruginous.
- Taken within the metropolitan district.
- Page 211. *Goërius confinis* is *TASGIUS confinis*, *Steph. Nomen. 2d edit. col. 98*, but will probably form the type of an intermediate genus.
- Page 213. *TASGIUS rufipes*. *Curtis, v. x. pl. 438*.—Found by this writer at Dover in 1831: it also occurs in the north of England and near Guildford.
- Page 214. Genus 508 a. *MICROSAURUS*, *De Jean*.
- Antennæ* very short, stout, basal joint slightly elongate and thickened, two following shorter and more slender, attenuated at the base, remainder gradually decreasing in length and increasing in thickness, the apical joint being twice as long as the third, ovate-acute, not emarginate. *Palpi* long and slender, with the terminal joint a little attenuated at the apex; *mandibles* long, much curved, acute; *head* large, broad: *eyes* very large, ovate, lateral; *thorax* broad, rounded behind, truncate in front; *elytra* short and wide; *abdomen* broad, suddenly attenuated at the apex; *legs* short, stoutish; *tibiæ* setose; *tarsi* anterior, much dilated.
- Page 214. Sp. 1. *Mic. lateralis*. *Quedius? lateralis*, described in p. 216, and recently taken by the Rev. G. T. Rudd, near Stockton, who supplied me with specimens: it has also been found in Scotland.
- Page 216. Sp. 4 a. *QUEDIUS analis*. *Steph. Nomen. 2d edit. col. 99.—Niger, nitidus, elytris ano pedibusque rufo-piceis, antennis piceis.* (Long. corp. 5 lin.)

Shining black; clytra, apex of the abdomen and legs of a pitchy-red; antennæ pitchy.

Taken near London, and I believe in Yorkshire.

Page 218. Sp. 10 a. QUE. dorsalis. *Steph. Nomen. 2d edit. col. 99.*—*Niger, nitidus, antennis pedibusque obscure-brunneis, clytris punctatis, aeneis, suturâ rufo-piceâ.* (Long. corp. 4 lin.)

Shining black; head and thorax very glossy; antennæ and legs dull-brown; tibia and tarsi paler; clytra thickly, but finely, punctured throughout, brassy, with the suture pitchy-red.

Found at Coombe wood.

Page 219. Sp. 15 a. QUE. atripennis. *Steph. Nomen. 2d edit. col. 99.*—*Rufopiceus, nitidus, pedibus pallidis, capite clytrisque atris, antennis piceis.* (Long. corp. 4 lin.)

Pitchy-red, shining; head and elytra deep black, the latter finely punctured; legs pale; antennæ pitchy.

Found in the north of Scotland.

Page 241. Sp. 49. †PHILONTHUS impressicollis.—*Niger nitidus, elytris angulo externo oblique dimidiatim rufo-castaneis, thorace punctis numerosissimis impressis.* (Long. corp. 4 lin.)

Shining black; elytra with the outer half of each obliquely chestnut-red; antennæ pitchy; thorax with its entire disc thickly covered with impressed dots, placed very irregularly.

Taken, I believe, in the New Forest, by the Rev. G. T. Rudd.

Page 304. (Omitted by accident in its proper place.)

Sp. 1. DIANŌUS rugulosus. *Atro-cæruleus, obscurisculus, elytris puncto fulvo, antennis thorace longioribus.* (Long. corp. 2—2½ lin.)

Ste. rugulosus. *Hoffmannsegg.*—Dia. rugulosus. *Steph. Catal. 291. No. 3166.* Dia. cærulescens. *Curtis, iii. pl. 107.*

Deep black-blue, rather obscure, punctulated, beneath clothed with a slightly ashy down; head wider than the thorax, with a broad space between the eyes, the middle of which bears a slightly elevated ridge, and on each side are two foveæ; thorax somewhat rounded, elongate, obcordate, punctured; elytra rather unequal at the base above, depressed towards the suture, the disc of each adorned with a bright round fulvous spot, placed a little behind the middle; abdomen less brilliant, nearly black, and rather glossy, with two setæ at the apex; legs long, clothed with short ashy down; antennæ and palpi black, with a fine ashy pubescence.

I believe this insect has not yet been taken in the metropolitan district, though I have an imperfect notion of having heard that a species had been taken at Southgate by Mr. Walker.

“Taken near Hastings by Mr. W. J. Hooker in the summer of 1808.”—*Kirby MSS.* “Pitchwick and Woodland, Devon, and near Roslyn Castle, Scotland.”—*Dr. Leach.* “Abundant near Halifax.”—*A. H. Davis, Esq.* “Banks of the Aman, near Moffat.”—*Rev. W. Little.*



Page 329. Genus 538 a. PSEUDOPSIS, *Newman*.

*Antennæ* filiform, eleven-jointed, thickened towards the apex, the terminal joint conic. *Palpi* short, *maxillary* with the terminal joint elongate, acute, and very slender; *head* elongate, narrow, rounded in front, depressed behind, with an elevated ridge in the middle, and one behind each eye; *thorax* depressed, nearly circular, being slightly truncate before and behind; its lateral margins and four longitudinal lines on the disc distinctly elevated; *elytra* much depressed, with the margins, suture, and two longitudinal lines on each evidently raised; *abdomen* with seven exposed segments, gradually increasing in bulk, the last being elongate and narrow.

Page 329. Sp. 1. †PSEU. *sulcatus*. *Ent. Mag. (Newman) v. ii. p. 314.*—*Niger, ore, antennis pedibusque fuscis*. (Long. corp.  $1\frac{1}{2}$  lin.)

Black, with the mouth, antennæ, and legs, fuscous.

Of this singular insect, which was taken by F. Walker, Esq. in September in the Isle of Wight, I have seen but one specimen, through the kindness of Mr. Newman, whose description thereof I have above attempted to abridge.

#### OMITTED.

Page 375. Sp. 4 b. †CALATHUS *micropterus*. *Sturm, Deut. Faun. v. v. p. 113, pl. 122, f. b. B.*—*Entom. Edin. p. 97.*—*Niger, nitidus, antennis, palpis, pedibus, thoracisque limbo pallide testaceis, thorace longiore, angulis posticis obtusis, elytris levitèr striatis*. (Long. corp. 4—5 lin.)

“Shining black; antennæ, palpi, legs, and margin of the thorax testaceous; the thorax rather long, somewhat narrowest behind, with the hinder angles obtuse; elytra not much elongate, with slender impunctate stria, the second and third from the suture with two impressed points.”—*E. E., l. c.*

“Taken abundantly in the autumn by Mr. Wilson in Scotland.”—*E. E., l. c.*

Page 393. Sp. 32 a. HYDROFORUS *oblongus*. *Power MSS.*—*Lineari-subellipticus, posticè paullo attenuatus, nigro-piceus, capite, antennarum basi pedibusque rufo-testaceis, elytris lurido-piceis minutissimè punctulatis*. (Long. corp. 2 lin.)

Of a somewhat linear-elliptic form, a little attenuated behind; pitchy-black; head and legs testaceous-red; base of the antennæ the same; elytra of a lurid-pitchy, very minutely and indistinctly punctured, and with three more distinct rows of larger punctures.

“In plenty at Cambridge in the spring of 1833, and a few in 1834.”—*J. A. Power and C. C. Babington, Esqs.*

#### ADDITIONS.

The descriptions of the following insects were kindly forwarded to me by R. Bakewell, Esq. of Nottingham, and as they appear to belong to unnoticed species, I shall append them here: the communication not having been received until the 30th ult. prevented me from inserting the species in their respective places:—

Page 391. Sp. 9 a. †HYDROPORUS marmoratus. *Bakewell MS.*—*Subdepressus niger*; *elytris fusco-piceis basi utrinque maculis obliquis 4 testaceis, marginibus testaceis fusco lineatis, apicibus maculâ rotundatâ testaceâ*; *pedibus ferrugineis*. (Long. corp. 1½ lin.)

Slightly depressed, black; elytra pitchy-brown, with four oblique testaceous spots on each side at the base, the margins also testaceous, with fuscous lines; the apex with a rounded testaceous spot; legs ferruginous.

“Taken near Nottingham.”—*R. Bakewell, Esq.*

Page 396. †HELOPHORUS alternans. *Bakewell MS.*—*Fusco-ferrugineus, elytris punctato-striatis, interstitiis alternis basi elevatis, antennis palpis tarsisque piceis*. (Long. corp. 1½ lin.)

Dull fusco-ferruginous; head with the usual foveæ; eyes black; thorax convex-punctate, with five irregular sulci; the outer one rather obsolete anteriorly; elytra of a griseo-testaceous, with dusky spots, convex, a little elevated posteriorly, with the alternate interstices elevated at the base; body beneath black; antennæ and palpi dark pitchy; legs ferruginous; tarsi pitchy.

“Meadows near Nottingham, May 1834.”—*R. Bakewell, Esq.*

Genus ANISOCERA,\* *Howitt MS.* (I believe this name is elsewhere employed.)

Oblong-ovate, rather depressed; antennæ eleven-jointed, two basal joints large and flattened, first oblong, second triangular, in the male oblong, ovate in the female; six following ones small, nearly equal in length, the remainder forming a three-jointed club; palpi three-jointed, terminal one longest; head subtrigonate, inserted to the eyes, which are rather large; thorax transverse-quadrate, with the lateral margins rounded; scutellum small, the apex rounded; elytra truncate, exposing the last two segments of the abdomen, which abruptly descends; femora broad, tibiæ compressed, elongate triangular, spined on the outer edge and apex; tarsi four-jointed.

†Sp. 1. ANI. Spireæ. *Howitt MS.*—*Depressa, sublata, testacea, crebrè punctata, oculis pectoreque nigris*. (Long. corp. 1 lin.)

Depressed, rather broad, testaceous; thickly and deeply punctate; eyes and breast black; female with a broad smooth line down the centre of the thorax.

“Taken by Dr. Howitt on the flowers of the Spireæ Ulmata, Oxton Bog.”—*R. Bakewell, Esq.*

Page 14. Sp. 6. †DIAPERIS unistriata. *Howitt? MS.*—*Oblongo-ovata convexa, nitida punctata, fusco-picea, subtus nigro-picea*; *capite antennarum basi pedibusque rufis, elytris punctatis striâ unicâ suturali impressis*. (Long. corp. 2¼ lin.)

Oblong ovate, convex shining, and punctured; pitchy-brown above, blackish-

---

\* ἀνισος dispar, κρας cornu.

brown beneath ; head, base of the antennæ, and legs red ; elytra punctate, with a single stria on each near the suture.

“ Taken in rotten oak.”—*Dr. Howitt.*

Page 248. Sp. 2 a. *Bisnius puncticollis.* *Howitt MS.*—*Ater nitidus capite magno, tibiæ basi rufescentibus, elytris æneis.* (Long. corp.  $3\frac{3}{4}$ —4 lin.)

Nearly allied to *Bisnius cephalotes*, but larger ; head broader than the thorax, black, shining, and irregularly punctate behind the eyes, the punctures more distant on the vertex, with four large ones between the eyes ; thorax black, shining, with about twenty-four punctures on each side, forming two discoidal series of ten each, a circle of ten or eleven punctures towards each of the anterior angles, and united to the apex of the discoidal series by three intermediate punctures ; elytra æneous, thickly and regularly punctate, pubescent ; abdomen opaque, black, punctulate, slightly pubescent ; femora black ; tibiæ pitchy-black, with the base rufescent ; tarsi pitchy ; mandibles rufo-piceous ; palpi pitchy ; antennæ black at the base, the apex rufo-piceous.

“ Taken in Sphagnum from Oxtou bogs, November 1834.”—*Dr. Howitt.*

#### POSTSCRIPT.

Page 401. See *TRITOMA bipustulatum*.

I do not attempt to compete with the work here referred to in the brilliancy of its highly-finished and beautiful engravings ; and I may be permitted to observe that in a work of the extensive nature of the present that minute detail of *structure* cannot be expected to be given, neither do I presume as much, as in one professedly undertaken to describe form and structure, my object, as stated in vol. i. Int. and p. 184, being to enable the reader to obtain a general knowledge of our indigenous species. I have been led to this remark from the observations of Mr. Curtis in regard to the presence of a fifth joint in the tarsi of the insect above referred to, when magnified by a powerful microscope, an inconvenient proceeding for general purposes, and consequently avoided as much as possible by me, as descriptions made with that aid become unintelligible without, and with it it is well known that nearly all the so-called tetramerous insects appear to possess the rudiment of a fifth most minute joint, and, in the case cited, this joint, although extremely highly magnified, is very minute, and would not be visible with an ordinary pocket glass.

That these illustrations are free from error it would be presumption to aver, but in proportion to their extent, I believe them to be as generally correct as any similar publication, and with regard to the recent comparison of certain of the genera contained therein, with the elaborate researches of Kirby and Gyllenhal, in the *Entomological Magazine*, vol. ii. p. 516, one of which (*Amara*) is selected, *regardless* of my note in vol. i. p. 126, I shall merely observe that the incomparable work of Kirby is devoted to a small group of insects, 212 in number, and its composition occupied the celebrated author's undivided attention for two or three years ; and yet, although “*all his typical species may be ascertained*” according to the remarks in the paper referred to, it is stated by Mr. Shuckard, one of our best hymenopterologists, in vol. iii. p. 92 of the same publication, that he cannot ascertain above 50 species of *Andrena* and *Nomada* thereby : and with regard to Gyllenhal's recondite work, I may observe that the four volumes, of which it is composed, occupied no less than twenty years (from 1808 to 1827) in its publication, although not 2200 species of Coleoptera are described therein, at which rate of proceeding the Coleoptera contained in these illustrations would not have been completed till the year 1860, and the remaining

orders not till 1936!! could I even devote my whole time to them, as professed by Mr. Curtis, whereas I can only employ a few hours, stolen from relaxation and repose, each evening after the fatigues of the day.

I have thus endeavoured to describe *all* our indigenous Coleoptera, but in spite of my utmost exertions it is evident that *some* must be omitted: nevertheless, when it is remarked that Marsham's Coleoptera Britannica (published in 1802) contains only 1307 species, to which subsequent writers added about 300 only, previously to the commencement of these Illustrations, and as the latter embrace descriptions of about 3650, I have *considerably more than doubled* the number of species known to inhabit this country *only eight years since*, and of this number all within 150 are now in my own cabinets, many of them in extensive series of 200 or 300 varieties, although it has been assumed that I have made "every variety a species"! Finally, I shall observe, that at the time I commenced this work, there were not as many species (3646) of indigenous insects described or recorded in all other publications, and throughout all the orders, as I have described in Coleoptera alone!

## ERRATA.

|                     |                      | VOLUME I.                |                     |  |  |
|---------------------|----------------------|--------------------------|---------------------|--|--|
| PAGE                | LINE                 | FOR                      | READ                |  |  |
| 69                  | 2 from bottom,       | Poecilus                 | Pæcilus.            |  |  |
| VOLUME II.          |                      |                          |                     |  |  |
| 16                  | 34 . . .             | olivaceum                | olivaceus.          |  |  |
| 31                  | 5 from bottom,       | interior                 | anterior.           |  |  |
| 46                  | 18 . . .             | acuta                    | arcuata.            |  |  |
| 58                  | 35 . . .             | fasciis                  | fascis.             |  |  |
| 103                 | 8 . . .              | claws                    | club.               |  |  |
| VOLUME III.         |                      |                          |                     |  |  |
| 49                  | 26 . . .             | tumid                    | tumid.              |  |  |
| 81                  | 17 . . .             | Beachanwell              | Beachanwell.        |  |  |
| 176                 | 10 from bottom,      | larger                   | longer.             |  |  |
| 184                 | 29 . . .             | evidently rare           | evidently not rare. |  |  |
| 245                 | 5 from bottom,       | APOTARSUS                | APLOTARSUS.         |  |  |
| 354                 | 9 from bottom,       | Cylindricua              | Cylindrica.         |  |  |
| 368                 | 28 . . .             | hair-chart               | Laicharting.        |  |  |
| —                   | 29 . . .             | Pelvis                   | Peltris.            |  |  |
| Index, last column, |                      | TYPHEUS                  | TYPHEUS.            |  |  |
| VOLUME IV.          |                      |                          |                     |  |  |
| 3                   | 30 . . .             | biungulato               | biungulato.         |  |  |
| 49                  | 23 . . .             | Bogoi                    | Bagoi.              |  |  |
| 110                 | 26 . . .             | Mip-hill                 | Miss Hill.          |  |  |
| 179                 | 4 . . .              | piloso-subincanus        | piloso-subincanum.  |  |  |
| 208                 | 2 from bottom,       | chloropus                | ator.               |  |  |
| 250                 | 5 . . .              | 709 lin )                | 7—9 lin.)           |  |  |
| 308                 | 2 . . .              | externally               | extremely.          |  |  |
| 380                 | 14 . . .             | very considerable        | very considerably.  |  |  |
| 382                 | 6 from bottom,       | Extensively              | Extremely.          |  |  |
| 402                 | 2 . . .              | RHYCOLUS                 | RHYCOLUS.           |  |  |
| 414                 | 10 . . .             | Phloeobius               | Phloeobius.         |  |  |
| VOLUME V.           |                      |                          |                     |  |  |
| 5                   | 14 . . .             | obicularé                | orbicularé.         |  |  |
| —                   | 20 . . .             | 434                      | 424.                |  |  |
| 6                   | last . . .           | for                      | from.               |  |  |
| 14                  | 4 and 6 from bottom, | Hydin                    | Hydni.              |  |  |
| 16                  | 27 . . .             | brunnea                  | brunneus.           |  |  |
| —                   | 34 . . .             | basal curved             | basal joint curved. |  |  |
| —                   | 36 . . .             | obscure                  | obconic.            |  |  |
| 59                  | 24 . . .             | dele †.                  |                     |  |  |
| 62                  | 9 . . .              | add † to Sp. 1.          |                     |  |  |
| 92                  | 22 . . .             | { male                   | female.             |  |  |
|                     |                      | { female                 | male.               |  |  |
| 100                 | 32 and 37 . . .      | Reverse these two lines. |                     |  |  |
| 146                 | 14 and 16 . . .      | pumilis                  | pumilio.            |  |  |
| 151                 | 8 . . .              | piccis                   | picca.              |  |  |
| —                   | 9 . . .              | antennaris               | antennarum.         |  |  |
| 186                 | 32 . . .             | entirely                 | anteriorly.         |  |  |
| 200                 | 1 . . .              | OCHTREPILUM              | OCHTREPILUS.        |  |  |
| 223                 | 8 and 10 . . .       | caliginosus              | caliginosus.        |  |  |
| 226                 | 20 . . .             | its                      | their.              |  |  |
| 312                 | 10 . . .             | female                   | male.               |  |  |
| 324                 | 6 . . .              | (a)                      | (c).                |  |  |
| 366                 | 8 . . .              | apria                    | aprica.             |  |  |
| 397                 | 30 . . .             | bifasciatus              | bifasciatus.        |  |  |
| 399                 | 4 . . .              | Petisii                  | Petisii.            |  |  |
| 383                 | 15 . . .             | cribrellus               | cribrellum.         |  |  |
| 401                 | 35 . . .             | SPHERIDUM                | SPHÆRIDUM.          |  |  |

# INDEX.

|                      | Page     | ALE.                | Page     | ALE.                | Page     | ALE.               | Page |
|----------------------|----------|---------------------|----------|---------------------|----------|--------------------|------|
| ABDERA . . .         | 32, 37   | brevipennis . . .   | 433      | fusca . . .         | 142      | pallicornis . . .  | 152  |
| bifasciata . . .     | 38, 426  | brunniceps . . .    | 138      | fuscata . . .       | 132      | parvula . . .      | 143  |
| quadrifasciata . . . | 38       | brunnipes . . .     | 133      | fuscipes . . .      | 160      | picata . . .       | 125  |
| ACHENIUM . . .       | 200, 265 | caliginosa . . .    | 122      | glauca . . .        | 145      | picipennis . . .   | 132  |
| angustatum . . .     | 265      | carbonaria . . .    | 123      | Haworthii . . .     | 126, 431 | picipes . . .      | 145  |
| depressum . . .      | 265      | carnivora . . .     | 433      | humeralis . . .     | 163      | pilosula . . .     | 144  |
| trinotatum . . .     | 265      | castanipes . . .    | 143      | immunis . . .       | 129      | plana . . .        | 429  |
| ACIDOTA . . .        | 323, 357 | Celer . . .         | 161      | infuscata . . .     | 136      | polita . . .       | 152  |
| crenata . . .        | 358      | cinnamomea . . .    | 139      | inquinula . . .     | 128      | pulla . . .        | 453  |
| rufa . . .           | 358      | cingulata . . .     | 126      | Kirbii . . .        | 113      | pumila . . .       | 131  |
| ACTEPHILUS . . .     | 382      | collaris . . .      | 125      | lata . . .          | 150      | pumilio . . .      | 146  |
| ADELOSIA . . .       | 378      | concinna . . .      | 141      | laticollis . . .    | 135      | pusilla . . .      | 115  |
| ADERUS . . .         | 71, 76   | concolor . . .      | 153      | latissima . . .     | 153      | pusio . . .        | 146  |
| Boleti . . .         | 76       | contigua . . .      | 116, 130 | lanuginosa . . .    | 157      | puncticollis . . . | 156  |
| ADRASTUS . . .       | 413      | confinis . . .      | 123      | leucopa . . .       | 110      | punctulata . . .   | 144  |
| AEPUS . . .          |          | corticalis . . .    | 127      | limbata . . .       | 161      | pyrrhopa . . .     | 137  |
| fulvescens . . .     | 383      | consimilis . . .    | 116      | liturata . . .      | 142      | similis . . .      | 135  |
| Agabus . . .         | 393      | consobrina . . .    | 122      | linearis . . .      | 119      | rufescens . . .    | 128  |
| AGATHIDIUM . . .     |          | crassicornis . . .  | 113, 434 | littoralis . . .    | 139      | ruficornis . . .   | 150  |
| nigripenne . . .     | 404      | cursor . . .        | 155      | lineola . . .       | 147      | ruficrus . . .     | 111  |
| rufipes . . .        | 404      | cursor . . .        | 159      | livipes . . .       | 131      | rufipennis . . .   | 161  |
| AGONUM . . .         |          | curvipes . . .      | 147      | longicornis . . .   | 114      | rufipes . . .      | 157  |
| fulgens . . .        | 374      | Daltoni . . .       | 161      | longitarsis . . .   | 110      | rufitarsis . . .   | 124  |
| AGRIOTES . . .       | 413      | dimidiata . . .     | 430      | longiuscula . . .   | 118      | sanguinea . . .    | 460  |
| pilosus . . .        | 414      | divisa . . .        | 162      | lucida . . .        | 141      | sericea . . .      | 155  |
| ALEOCHARA, 100,      | 109      | dorsalis . . .      | 160      | lugens . . .        | 162      | sericoptera . . .  | 119  |
| acuminata . . .      | 151      | dubia . . .         | 112, 450 | lunulata . . .      | 124      | Sheppardii . . .   | 148  |
| admota . . .         | 131      | elongata . . .      | 117      | luripes . . .       | 136      | similis . . .      | 136  |
| agariçi . . .        | 138      | elongatula . . .    | 127      | marginata . . .     | 153      | sordida . . .      | 147  |
| agilis . . .         | 154      | emarginata . . .    | 148      | melanocephala . . . | 149      | socialis . . .     | 134  |
| alternans . . .      | 432      | erosa . . .         | 149      | micans . . .        | 113      | sulcifrons . . .   | 121  |
| angusta . . .        | 139      | erythropha . . .    | 131      | microcephala . . .  | 138      | subpubescens . . . | 127  |
| angustula . . .      | 119      | erythroceras . . .  | 157      | minutissima . . .   | 146      | tenuior . . .      | 143  |
| angustata . . .      | 115      | euryptera . . .     | 135      | Morion . . .        | 155      | teres . . .        | 117  |
| antennata . . .      | 115      | exigua . . .        | 433      | nana . . .          | 152      | terminalis . . .   | 121  |
| apicalis . . .       | 130      | fasciata . . .      | 151      | nigriceps . . .     | 140      | terminata . . .    | 158  |
| assimilis . . .      | 117      | fascicornis . . .   | 145      | nigricollis . . .   | 125      | testaceipes . . .  | 122  |
| aterrima . . .       | 110      | fascipennis . . .   | 146      | nigricornis . . .   | 120      | thoracica . . .    | 140  |
| atramentaria . . .   | 130      | femorata . . .      | 122      | nigrina . . .       | 154      | tricolor . . .     | 114  |
| atriceps . . .       | 140      | flavicollis . . .   | 144      | nigripalpis . . .   | 120      | tristis . . .      | 433  |
| atricollis . . .     | 138      | foveatocollis . . . | 134      | nigritula . . .     | 142      | xanthopa . . .     | 114  |
| atricornis . . .     | 133      | foveolaris . . .    | 119      | nigrofusca . . .    | 129      | xanthoptera . . .  | 116  |
| attenuata . . .      | 112      | foveolata . . .     | 128      | nigro-fusca . . .   | 150      | umbrata . . .      | 148  |
| basella . . .        | 112, 430 | foveata . . .       | 111      | nitida . . .        | 159      | velox . . .        | 159  |
| bilineata . . .      | 154      | foveola . . .       | 124      | nitidiuscula . . .  | 121      | villosula . . .    | 156  |
| bipunctata . . .     | 158      | fovetaria . . .     | 133      | nitidula . . .      | 118      | vicina . . .       | 116  |
| bimaculata . . .     | 158      | frontalis . . .     | 111      | obfuscata . . .     | 135, 432 | zonalis . . .      | 140  |
| Boleti . . .         | 129      | fulvicornis . . .   | 157      | obscurata . . .     | 137      | ALEXIA . . .       | 401  |
| brachyptera . . .    | 129      | fulvipes . . .      | 137      | obscuriuscula . . . | 132      | globosa . . .      | 402  |
| Brassicæ . . .       | 120      | fumata . . .        | 156      | ochropa . . .       | 127      | lavissima . . .    | 402  |
| brevicornis . . .    | 149      | funesta . . .       | 163      | opaca . . .         | 144      | pilifera . . .     | 402  |

|                         | Page   | ANT.                    | Page     | BL.                    | Page     | Page                    |
|-------------------------|--------|-------------------------|----------|------------------------|----------|-------------------------|
| ALLECULA . . . . .      | 24, 31 | Ranunculi . . . . .     | 337      | mortisaga . . . . .    | 23       | CALATHUS,               |
| bicolor . . . . .       | 31     | ruficollis . . . . .    | 340      | obtusa . . . . .       | 23       | apicalis . . . . .      |
| sulphurea . . . . .     | 31     | ruficornis . . . . .    | 338      | BLAPSIDÆ . . . . .     | 4, 22    | flavipes . . . . .      |
| ALPHITOBIVS . . . . .   | 11     | Sorbi . . . . .         | 338      | BLEDIVS . . . . .      | 273, 307 | micropterus . . . . .   |
| mauritanicus . . . . .  | 11     | subsulcatum . . . . .   | 336      | Ruddii . . . . .       | 308      | CALLICERUS, 100, 164    |
| picipes . . . . .       | 11     | sulculum . . . . .      | 336      | Skrimshirii . . . . .  | 308      | hybridus . . . . .      |
| ALPHITOPHAGVS 5, 12     |        | tectum . . . . .        | 340      | tricornis . . . . .    | 307      | Spencii . . . . .       |
| quadripustulatus        | 12     | torquatum . . . . .     | 339      | BLEMVS . . . . .       |          | CALLISTVS               |
| AMARA . . . . .         | 378    | unicolor . . . . .      | 343      | rubens . . . . .       | 384      | lunatus . . . . .       |
| subaenea . . . . .      | 378    | APION                   |          | BLETHISA               |          | CALODERA . . . . .      |
| Amphibolus . . . . .    | 398    | aciculatum . . . . .    | 420      | multipunctata          | 390      | nigrita . . . . .       |
| atricapillus . . . . .  | 398    | atomarium . . . . .     | 420      | BOLETOPHAGVS, 5, 16    |          | CALODERVS . . . . .     |
| ANASPIS . . . . .       | 42     | difforme . . . . .      | 421      | Agricola . . . . .     | 16       | CALOPVS . . . . .       |
| biguttata . . . . .     | 46     | tumidum . . . . .       | 420      | BOLITOCCHARA . . . . . | 431      | serraticornis . . . . . |
| fasciata . . . . .      | 46     | APLODERVS, 273, 321     |          | BOLITOBIVS, 100, 171   |          | CALOSOMA                |
| flava . . . . .         | 45     | brachypterus . . . . .  | 322      | angularis . . . . .    | 173      | Sycophanta . . . . .    |
| frontalis . . . . .     | 42     | Aplopterus . . . . .    | 415      | apicalis . . . . .     | 173      | CAMPYLVS                |
| fusca . . . . .         | 45     | ARCOFAGVS . . . . .     | 86, 92   | atricapillus . . . . . | 172      | denticollis ? . . . . . |
| fuscescens . . . . .    | 43     | bulbifer . . . . .      | 94       | biguttatus . . . . .   | 175      | CANTHARIDÆ 4, 64        |
| lateralis . . . . .     | 43     | clavicornis . . . . .   | 93       | bimaculatus . . . . .  | 174      | CANTHARIS . . . . .     |
| lurida . . . . .        | 44     | glabricollis . . . . .  | 92       | brunnipennis . . . . . | 175      | vesicatoria . . . . .   |
| melanopa . . . . .      | 44     | puncticollis . . . . .  | 93, 428  | discoideus . . . . .   | 175      | CARABVS                 |
| pallida . . . . .       | 44     | ASPIDIPHORVS,           |          | lunulatus . . . . .    | 172      | agrestis . . . . .      |
| ruficollis . . . . .    | 43     | orbiculatus . . . . .   | 410      | melanocephalus         | 173      | auratus . . . . .       |
| quadripustulata         | 46     | ASTENVS . . . . .       | 272, 275 | marginalis . . . . .   | 174      | auronitens . . . . .    |
| quadrinotata . . . . .  | 46     | angustatus . . . . .    | 276      | nitidulus . . . . .    | 175      | canellatus . . . . .    |
| scapularis . . . . .    | 47     | brunneus . . . . .      | 276      | ochraceus . . . . .    | 173      | conbitus . . . . .      |
| subfasciata . . . . .   | 45     | dimidiatus . . . . .    | 277      | piciceps . . . . .     | 176      | exasperatus . . . . .   |
| subtestacea . . . . .   | 45     | immaculatus . . . . .   | 276      | pygmæus . . . . .      | 174      | gemmatus . . . . .      |
| testacea . . . . .      | 43     | sulcicollis . . . . .   | 277      | ruficollis . . . . .   | 176      | granulatus . . . . .    |
| thoracia . . . . .      | 44     | ASTILBVS 100, 106       |          | Simpsoni . . . . .     | 176      | hortensis . . . . .     |
| Anathrotus . . . . .    | 415    | canaliculatus . . . . . | 106      | thoracicus . . . . .   | 174      | Lippii . . . . .        |
| ANISOCERA . . . . .     | 438    | ASTRAPÆVS 200, 213      |          | trimaculatus . . . . . | 172      | monilis . . . . .       |
| Spireæ . . . . .        | 438    | rufipennis . . . . .    | 214      | BRACHELYTRA            | 84       | nemorialis . . . . .    |
| ANISODACTYLVS 382       |        | ATEMELES 100, 107       |          | BRADYTUS               |          | purpurascens . . . . .  |
| Anisopia                |        | acuminatus . . . . .    | 108      | marginatus . . . . .   | 379      | CARDIAPHORVS 415        |
| suturalis . . . . .     | 412    | strumosus . . . . .     | 108      | torridus . . . . .     | 379      | Mathewsii . . . . .     |
| ANOBIUM                 |        | ATHOÏS,                 |          | BROTHEVS               | 420      | CARDIOPHORVS 415        |
| pertinax . . . . .      | 417    | campyloides . . . . .   | 415      | BRYAXIS . . . . .      | 86, 88   | CARPALIMVS, 273, 324    |
| ANTHICVS . . . . .      | 71, 73 | pubescens . . . . .     | 415      | fossulatus . . . . .   | 89       | affinis . . . . .       |
| Antherinus . . . . .    | 73     | ATOMARIA                |          | hæmatus . . . . .      | 90       | arcuatus . . . . .      |
| ater . . . . .          | 74     | gutta . . . . .         | 407      | impessus . . . . .     | 89       | atratus . . . . .       |
| equestris . . . . .     | 75     | AUTALIA . . . . .       | 100, 101 | insignis . . . . .     | 90       | bicolon . . . . .       |
| floralis . . . . .      | 75     | aterrima . . . . .      | 102      | Juncorum . . . . .     | 90       | bilineatus . . . . .    |
| fuscus . . . . .        | 74     | angusticollis . . . . . | 102      | longicornis . . . . .  | 88       | brunniceps . . . . .    |
| gracilis . . . . .      | 75     | impessa . . . . .       | 101      | nigriventris . . . . . | 91       | fuliginosus . . . . .   |
| humilis . . . . .       | 75     | rivularis . . . . .     | 102      | sanguineus . . . . .   | 89       | obscurus . . . . .      |
| pedestris . . . . .     | 75     | ruficornis . . . . .    | 102      | sulcicollis . . . . .  | 91       | picipennis . . . . .    |
| quadrinotatus . . . . . | 74     | plicata . . . . .       | 101      | BUPRESTIDÆ . . . . .   | 413      | rufipennis . . . . .    |
| ANTHOBIUM, 328, 335     |        | BADISTER                |          | BYRRHVS                |          | CATERETES               |
| assimile . . . . .      | 342    | lacetosus . . . . .     | 374      | alpinus . . . . .      | 411      | glaber . . . . .        |
| atrocephalum . . . . .  | 342    | microcephalus . . . . . | 373      | pilula . . . . .       | 411      | CATOPS . . . . .        |
| brunaeum . . . . .      | 340    | BEMBIDIUM               |          | rufiventris . . . . .  | 411      | Frater . . . . .        |
| consimile . . . . .     | 341    | paludosum . . . . .     | 387      | sericeus . . . . .     | 411      | nubifer . . . . .       |
| grossum . . . . .       | 341    | BEROSVS                 |          | BYTHINVS . . . . .     | 86, 94   | Soror . . . . .         |
| inflatum . . . . .      | 343    | spinosus . . . . .      | 400      | Burrellii . . . . .    | 95       | CERCYON . . . . .       |
| longipenne . . . . .    | 342    | BISNIVS . . . . .       | 200, 247 | Curtisii . . . . .     | 94       | nubilipenne . . . . .   |
| luteum . . . . .        | 338    | cephalotes . . . . .    | 247      | grandipalpus . . . . . | 428      | CETONIA                 |
| melanocephalum          | 341    | fulvipes . . . . .      | 249      | securiger . . . . .    | 95       | Greenii . . . . .       |
| mucronatum . . . . .    | 339    | fuscicornis . . . . .   | 248      | CAPIVS . . . . .       | 200, 245 | stictica . . . . .      |
| nigricorne . . . . .    | 336    | puncticollis . . . . .  | 439      | Fucicola . . . . .     | 246      | CHÆTARTHRIA 401         |
| nigriventre . . . . .   | 343    | rotundiceps . . . . .   | 248      | lateralis . . . . .    | 246      | CHEPORVS . . . . .      |
| nitidum . . . . .       | 337    | simplex . . . . .       | 248      | littoralis . . . . .   | 247      | CHLÆNIVS                |
| ophthalmicum . . . . .  | 339    | BLAPS . . . . .         | 22       | tessellatus . . . . .  | 247      | melanocornis . . . . .  |
| picum . . . . .         | 341    | cornuta . . . . .       | 426      | χautholoma . . . . .   | 246      | vestitus . . . . .      |
| picipenne . . . . .     | 337    | gigas . . . . .         | 23, 426  |                        |          |                         |

|                       | Page     | Page           | Dr.      | Page                 | FAL.     | Page                     |
|-----------------------|----------|----------------|----------|----------------------|----------|--------------------------|
| CHORAGUS              |          | CORYPHIUM      | 328, 344 | bipennifer           | 368      | floralis . . . 105       |
| Sheppardi             | 418      | angusticolle   | 344      | fenestratus          | 367      | nigra . . . 104          |
| CHRYSOBOTHRIIS        |          | CREOPHILUS     | 200, 202 | longiceps            | 368      | niens . . . 105          |
| affinis               | 413      | ciliaris       | 202      | meridionalis         | 367      | obscura . . . 104        |
| CHRYSOBELA            |          | maxillosus     | 202      | 4-signatus           | 367      | picea . . . 104          |
| festiva               | 425      | CRYPTICUS      | 5, 21    | Sigma                | 367      | polita . . . 429         |
| Hannoveriana          | 425      | quisquilius    | 21       | Drusilla             | 106      | Ruddii . . . 429         |
| Sparshalli            | 425      | CRYPTOBIUM     | 271      | DRYOPS               | 395      | sulcata . . . 103        |
| CICINDELA             |          | fracticorne    | 271      | Dumerilii            | 396      | sulcatula . . . 103      |
| aprica                | 366      | CRYPTOCEPHALUS |          | DRYPTA               |          | thoracica . . . 105, 429 |
| hybrida               | 366      | Pini           | 425      | emarginata           | 366      |                          |
| maritima              | 366      | CRYPTOPHAGUS   |          | DRYOPHILUS           | 418      | GABRIUS . . . 209, 249   |
| riparia               | 366      | scutellatus    | 408      | Anobioïdes           | 418      | albipes . . . 252        |
| CICONES               |          | CTENICERUS     |          | DYCTYOPTERUS         | 415      | aterrimus . . . 250      |
| Carpini               | 409      | castaneus      | 413      | DYSCHIRIUS           |          | attenuatus . . . 251     |
| CIS                   |          | sanguinicollis | 413      | fulvipes             | 370      | basalis . . . 251        |
| bidentatus            | 418      | Ctesias        | 410      | inermis              | 369      | cinerascens . . . 252    |
| minutus               | 418      | CUCUJUS        |          | minimus              | 370      | nanus . . . 251          |
| CISTELA               | 24, 28   | ater?          | 421      | punctatus            | 370      | pallipes . . . 250       |
| castanea              | 29       | fasciatus      | 422      | pusillus             | 370      | phæopus . . . 250        |
| Ceramboïdes           | 29       | Spartii        | 421      | rufipes              | 369      | pygmæus . . . 250        |
| curvipes              | 426      | unifasciatus   | 422      | ECTINUS              | 414      | semipunctatus . . . 252  |
| fulvipes              | 29       | CYBISTER       |          | ELAPHRIDÆ            | 387      | suavcolens . . . 249     |
| fusca                 | 30       | Roeselii       | 395      | ELAPHRUS             |          | ventralis . . . 252      |
| murina                | 30       | CYCHRUS        |          | Lapponicus           | 389      | villosulus . . . 251     |
| nigrita               | 426      | rostratus      | 370      | ELATER               | 414      | GEOTRUPES                |
| CLAMBUS               |          | CYLINDERA      |          | pilosus              | 414      | Bannani . . . 412        |
| enshamensis           | 405      | pallida        | 422      | rhombeus             | 415      | stercorarius . . . 412   |
| nigriclavus           | 404      | Cymatopterus   | 393      | ELATERIDÆ            | 413      | GIBBIUM                  |
| nitidus               | 405      | CYPHA          | 100, 167 | ELMIS                |          | Scotias . . . 417        |
| Clypeaster            | 405      | Agaricina      | 187      | cupreus              | 396      | GOËRIUS . . . 290, 298   |
| COLYDIUM              |          | Anisotomoides  | 183      | nitens               | 396      | confinis . . . 211, 435  |
| elongatum             | 409      | nigripes       | 188      | rugosus              | 396      | cyaneus . . . 299        |
| Glycyrrhiza           | 410      | parvula        | 188      | Volkari              | 396      | erythropus . . . 210     |
| COLYMBETES            |          | rufipes        | 187      | ENICOCERUS           | 396      | fuscatus . . . 210       |
| arcticus              | 393      | CYPHON         |          | Gibsoni              | 397      | Kirbii . . . 210         |
| branchiatus           | 394      | immunis        | 415      | tristis              | 397      | macrocephalus . . . 208  |
| cyaneus               | 394      | DALOPHIUS      | 413      | viridiæneus          | 397      | Morio . . . 209          |
| ferrugineus           | 394      | DASYTES        |          | Elonium              |          | olens . . . 208          |
| 4-notatus             | 395      | pallipes       | 416      | EMUS                 | 200, 203 | punctulatus . . . 209    |
| Snowdonius            | 394      | DEMETRIAS      |          | hirtus               | 203, 435 | GYMNUSSA                 |
| CONOPALPUS            | 52, 60   | imperialis     | 366      | ENCEPHALUS, 100, 163 |          | dubia . . . 430          |
| testaceus             | 60       | obscurus       | 366      | complicans           | 164      | GYRINUS                  |
| Vigorsii              | 60       | DENDROPHILUS,  |          | EPHISTEMUS           |          | villosus . . . 395       |
| CONURUS               | 190, 188 | 14-striatus    | 412      | Histeroides          | 402      | GYROHYPNUS 200, 258      |
| bipustulatus          | 190      | Sheppardi      | 412      | nitidus              | 402      | affinis . . . 261        |
| cellaris              | 189      | DIANOÏS        | 273, 304 | ERYX                 | 24, 27   | angustatus . . . 262     |
| flavipes              | 191      | cærulescens    |          | nigra                | 27       | apicalis . . . 260       |
| flavus                | 191      | rugulosus      | 436      | EUGLENES             | 71, 77   | Batychrus . . . 263      |
| immaculatus           | 190      | DIAPERIS       | 5, 13    | oculatus             | 78       | cruentatus . . . 260     |
| melanocephalus        | 191      | ahenea         | 14, 426  | EUPLECTUS            | 86, 95   | diaphanus . . . 259      |
| Marshami              | 189      | anea           | 14, 426  | bicolor              | 98       | linearis . . . 261       |
| obscuratus            | 190      | Boleti         | 13       | brevicornis          | 98       | longiceps . . . 262      |
| obscuripennis         | 191      | Hydni          | 14       | Easterbrookianus     | 99       | longicollis . . . 259    |
| pubescens             | 189      | violacea       | 14       | minutus              | 97       | ochraceus . . . 263      |
| pusillus              | 190      | unistriata     | 438      | pusillus             | 98       | parumpunctatum . . . 262 |
| pyrrhopterus          | 434      | DINARDA        | 100, 106 | Reichenbachii        | 97       | procerulus . . . 264     |
| COPHOSUS              | 378      | dentata        | 107      | ruficornis           | 428      | punctulatus . . . 263    |
| COPRIS                |          | DIRCEA         | 32, 36   | signatus             | 97       | pusillus . . . 264       |
| lunaris               | 412      | variegata      | 36       | Karstenii            | 96       | pyropterus . . . 258     |
| COPROPHILUS, 328, 345 |          | DISTOMIUS      | 370      | EVÆSTHETUS           | 328      | quadratus . . . 260      |
| sriatulus             | 345      | DONACIA,       |          | scaber               | 329      | quadrifidus . . . 264    |
| CORTICARIDÆ           | 408      | Typhæ          | 423      |                      |          | rotundicollis . . . 259  |
| CORYLOPHIUS           | 405      | DRASTERIUS     | 414      | FALAGRIA             | 100, 103 | semistriatus . . . 262   |
| CORYNETES             |          | DROMIUS,       |          | confinis             | 104      | sulcifrons . . . 260     |
| violaceus             | 417      | bifasciatus    | 367      | flavipes             | 105      | tricolor . . . 261       |

|                    | Page   |                    | Page    |                    | Page     | LE.              | Page     |
|--------------------|--------|--------------------|---------|--------------------|----------|------------------|----------|
| GYROPHÆNA          | 432    | HOLOPARAMECUS      | 410     | ISCHNOMERA         | 52, 53   | Caraboides       | 360      |
| nitidula           | 433    | depressus          | 410     | cærulea            | 55       | dichroa          | 359      |
| HALIPLUS           | 390    | HOIMALOTA          | 429     | flavicollis        | 54       | globulicollis    | 360      |
| HALLOMENUS, 32, 39 |        | dimidiata          | 430     | lurida             | 55       | Hookeri          | 361      |
| dimidiatus         | 426    | plana              | 429     | melanura           | 54       | impressa         | 363      |
| flexuosus          | 426    | HYDATICUS          | 395     | viridissima        | 55       | Kiribii          | 363      |
| fuscus             | 40     | HYDRÆNA            | 398     | ISCHNOPODA         | 430      | nigripes         | 363      |
| HALTICA            |        | atricapilla        | 398     | ISCHNOSOMA, 100,   | 168      | obscura          | 361      |
| clongata           | 423    | concolor           | 399     | brunneus           | 170      | plagiata         | 362      |
| pulchella          | 423    | clongata           | 398     | clavicornis        | 169      | planipennis      | 363      |
| HARPALUS           | 379    | fulvipes           | 400     | lepidus            | 169      | rufitarsis       | 362      |
| acuminatus         | 380    | gracilis           | 398     | melanurus          | 170      | Scotica          | 360      |
| atricornis         | 379    | melanocephala      | 399     | punctato-striatus  | 169      | testacea         | 361      |
| calceatus          | 381    | nigrita            | 400     | punctus            | 171      | LICINUS          |          |
| cupreus            | 380    | nigropicea         | 399     | rufescens          | 170      | depressus        | 374      |
| depressus          | 379    | pulchella          | 399     | splendens          | 168      | Siphoides        | 374      |
| lateralis          | 380    | pygmaea            | 400     | splendidus         | 170      | LIMNICHUS        | 411      |
| maculicornis       | 381    | riparia            | 399     | tenuis             | 169      | sericeus         | 411      |
| Melampus           | 379    | testacea           | 400     | LAGRIA             | 32       | LIMONIUS         | 414      |
| nigricornis        | 381    | Hydrobius          |         | hirta              | 33       | LISSODEMA        | 409      |
| nigripalpis        | 381    | <i>chalconotus</i> | 401     | LASIODERMA         | 417      | Heyana           | 409      |
| perplexus          | 380    | lateralis          | 401     | testaceum          | 417      | LOMECHUSA 100,   | 108      |
| Petisii            | 380    | picipes            | 401     | LATHROBIUM, 200,   | 265      | <i>dentata</i>   | 430      |
| picilabris         | 381    | HYDROCHUS          |         | atriceps           | 267      | emarginata       | 109      |
| ruficeps           | 380    | elongatus          | 396     | brunnipes          | 266      | LOPHA            |          |
| rufitarsis         | 381    | <i>Hydrophilus</i> |         | elongatum          | 267      | hæmorrhoidalis   | 387      |
| stygius            | 379    | <i>lateralis</i>   | 401     | erythrocephalum    | 270      | hana             | 387      |
| tenebrosus         | 382    | HYDROPORUS         |         | fovulum            | 270      | LUCANUS          |          |
| HELIOPHILUS        | 5, 18  | alternans          | 391     | fulvipenne         | 267      | Cervus           | 412      |
| Marshami           | 19     | borealis           | 391     | lineare            | 269      | LYCOPERDINA      |          |
| obsoletus          | 18     | cambriensis        | 392     | longulum           | 270      | elongata         | 425      |
| HELOBIA            |        | concinuus          | 392     | multipunctatum     | 269      | LYMEXYLON        | 52, 61   |
| impressa           | 372    | Davisii            | 391     | nanum              | 270      | navale           |          |
| lata               | 372    | griseostriatus     | 391     | ochraceum          | 268      | MACROCHEMA       |          |
| varicornis         | 372    | jugularis          | 392     | punctato-striatum  | 268      | Echii            | 424      |
| HELODES            |        | marmoratus         | 438     | punctulatum        | 269      | <i>Ericæ</i>     | 424      |
| Beccabungæ         | 425    | oblongus           | 437     | quadratum          | 266      | unimaculata      | 424      |
| HELOPHORUS         |        | pygmaeus           | 392     | rufipenne          | 268      | MALACHIUS        |          |
| alternans          | 438    | subelongatus       | 392     | LEBIA              |          | bipunctatus      | 416      |
| fennicus           | 396    | xanthopus          | 393     | turcica            | 368      | laticeps         | 416      |
| HELOPIDÆ           | 4, 24  | HYGROTUS           |         | <i>Leiochiton</i>  |          | MASOREUS         | 383      |
| HELOPS             | 24, 25 | decoratus          | 391     | <i>Readii</i>      | 377      | luxatus          | 383      |
| cæruleus           | 25     | fluviatilis        | 391     | LEIODES            |          | MASTIGUS         | 79       |
| lanipes            | 25     | inæqualis          | 391     | arctaria           | 403      | palpalis         | 79       |
| pallidus           | 26     | Stephensii         | 391     | axillaris          | 404      | MEDON            | 272, 273 |
| quisquilius        | 26     | HYLECETUS          | 52, 62  | Dillwynii          | 403      | Ruddii           | 273      |
| striatus           | 26     | dermestoides       | 62      | litura             | 403      | MEGACRONUS, 100, | 165      |
| HESPEROPHILUS,     |        | HYLESINUS          |         | maritima           | 402      | analis           | 165      |
| arenarius          | 310    | scaber             | 419     | nigricollis        | 403      | castaneus        | 166      |
| castaneipennis     | 310    | HYLURGUS           |         | <i>nigripennis</i> | 404      | cernuus          | 167      |
| divisus            | 310    | rhododactylus      | 419     | Stephensii         | 404      | formosus         | 167      |
| fracticornis       | 309    | rufipes            | 419     | suturalis          | 403      | merdarius        | 166      |
| <i>hæmopterus</i>  | 310    | HYPHIDRUS          |         | LEIONOTUS          | 395      | nitidus          | 167      |
| Talpa              | 311    | ovatus             | 390     | LEIOPTERUS         | 395      | rufipennis       | 166      |
| HETERO CERUS       |        | HYPOLITHUS         | 414     | LEISTUS            |          | MEGALADERUS      | 428      |
| pusillus           | 395    | HYPOPHLÆUS         | 5, 6    | Janus              | 373      | MEGARTHURUS      |          |
| HETEROMERA         | 3      | bicolor            | 7, 426  | indentatus         | 373      | affinis          | 332, 330 |
| HETERO THOPS,      |        | castaneus          | 6       | montanus           | 373      | depressus        | 332      |
| binotatus          | 257    | depressus          | 7       | nigricans          | 373      | emarginatus      | 332      |
| Holmensis          | 257    | HYPOTHENEMUS       | 418     | LEPIDOTUS          | 414      | flavus           | 331      |
| Kirbiellus         | 257    | eruditus           | 418     | LEPTURA            |          | macropterus      | 332      |
| HISTER             |        | HYPULUS            | 32, 36  | apicalis           | 423      | marginatus       | 333      |
| <i>glabratus</i>   | 406    | Quercinus          | 37, 426 | apicata            | 423      | pusillus         | 333      |
| 4-maculatus        | 411    | <i>Hybicus</i>     | 394     | LESTEVA            | 328, 359 | retusus          | 331      |
|                    |        | Irs                |         | alpina             | 361      | rufescens        | 331      |
|                    |        | 6-pustulata        | 408     | canaliculata       | 360      |                  |          |



|                       | Page    | NOT.                 | Page     | OM.                  | Page     | Ox.                   | Page     |
|-----------------------|---------|----------------------|----------|----------------------|----------|-----------------------|----------|
| MELANDRYA             | 32, 33  | <i>Davisi</i>        | 389      | <i>rivulare</i>      | 354      | <i>fuscipennis</i>    | 319      |
| <i>canaliculata</i>   | 34      | <i>laticornis</i>    | 388      | <i>ruficornis</i>    | 352      | <i>nitens</i>         | 316      |
| <i>caraboides</i>     | 34      | <i>latus</i>         | 389      | <i>Salicis</i>       | 351      | <i>nitidus</i>        | 318      |
| MELANDRYIDÆ           | 4, 32   | <i>metallicus</i>    | 389      | <i>Salicinum</i>     | 352      | <i>nitidulus</i>      | 319      |
| MELANOTUS             | 413     | <i>Newmanni</i>      | 389      | <i>sordidum</i>      | 349      | <i>opacus</i>         | 321      |
| MELIGETHES            |         | <i>nitidulus</i>     | 388      | <i>striatum</i>      | 349      | <i>pallidus</i>       | 319      |
| <i>niger</i>          | 407     | <i>palustris</i>     | 389      | <i>subpubescens</i>  | 350      | <i>piceus</i>         | 317      |
| <i>subcastaneus</i>   | 406     | <i>parallelus</i>    | 388      | <i>subrugosum</i>    | 356      | <i>picipennis</i>     | 316      |
| MELOE                 | 65, 67  | <i>parvulus</i>      | 388      | <i>Viburni</i>       | 351      | <i>pulcher</i>        | 317      |
| <i>brevicollis</i>    | 68      | <i>pusillus</i>      | 388      | OMASEUS              |          | <i>pusillus</i>       | 321      |
| <i>cicatricosus</i>   | 68      | <i>4-punctatus</i>   | 389      | <i>Bulwerii</i>      | 376      | <i>ruficornis</i>     | 320      |
| <i>punctatus</i>      | 68      | <i>rufipes</i>       | 389      | <i>Orinomus</i>      | 376      | <i>rugosus</i>        | 316      |
| <i>variegatus</i>     | 69      | <i>substriatus</i>   | 389      | <i>rotundicollis</i> | 376      | <i>sculpturatus</i>   | 317      |
| MELOLONTHA            |         | <i>tibialis</i>      | 388      | <i>sulcatus</i>      | 376      |                       |          |
| <i>Fullo</i>          | 412     | NOTOXIDÆ             | 4        | <i>tetricus</i>      | 376      | PACHYTA               |          |
| <i>Hippocastani</i>   | 412     | NOTOXUS              | 6, 71    | <i>Oncoderus</i>     | 377      | <i>Lamed</i>          | 423      |
| MICROPELUS            |         | <i>monoceros</i>     | 72       | ONCOMERA             | 52, 57   | PÆDERUS               | 272, 279 |
| <i>obtusus</i>        | 407     | <i>Rhinoceros</i>    | 72       | <i>Podagrariæ</i>    | 58       | <i>fuscipes</i>       | 280      |
| MICROSAURUS           | 435     | OCHTHEBIUS           |          | <i>ONTHOPHAGUS</i>   |          | <i>littoralis</i>     | 279      |
| MISCODERA             | 377     | <i>æneus</i>         | 397      | <i>Taurus</i>        | 412      | <i>riparius</i>       | 280      |
| <i>arctica</i>        | 377     | <i>pusillus</i>      | 397      | <i>ÖMORPHUS</i>      | 411      | <i>ruficollis</i>     | 281      |
| MISOLAMPUS            | 22, 21  | <i>Ochtheophilum</i> | 200, 271 | <i>concolor</i>      | 411      | <i>sanguinicollis</i> | 281      |
| <i>Pimelia</i>        | 22      | OCYPUS               | 200, 211 | <i>Sabulosum</i>     | 5, 16    | <i>thoracicus</i>     | 281      |
| MORDELLA              | 42, 47  | <i>angustatus</i>    | 212      | <i>OPATRUM</i>       | 17       | PANGUS                | 302      |
| <i>abdominalis</i>    | 47, 426 | <i>compressus</i>    | 212      | <i>tibiale</i>       | 17       | PARAMECOSOMA          | 409      |
| <i>aculeata</i>       | 48      | <i>phæopus</i>       | 212      | OPHONUS              | 383      | <i>bicolor</i>        | 410      |
| <i>axillaris</i>      | 49      | <i>picipes</i>       | 212      | <i>brevicollis</i>   | 383      | PEDINUS               | 5, 19    |
| <i>brunnea</i>        | 50      | <i>similis</i>       | 211      | <i>cribrellum</i>    | 383      | <i>femoralis</i>      | 19       |
| <i>fasciata</i>       | 50      | ODACANTHA,           |          | <i>lævicollis</i>    | 383      | PELLA                 | 434      |
| <i>flavescens</i>     | 50      | <i>melanura</i>      | 366      | <i>ORCHESIA</i>      | 32, 40   | <i>PELOPHILA</i>      | 390      |
| <i>humeralis</i>      | 49      | <i>ODONTONYX</i>     | 375      | <i>fasciata</i>      | 41       | <i>borealis</i>       | 390      |
| <i>pumila</i>         | 48      | <i>ÆDEMERA</i>       | 52, 56   | <i>micans</i>        | 41       | PERYPHUS              | 384      |
| <i>variegata</i>      | 49      | <i>cærulea</i>       | 56       | <i>RECTOCHILUS</i>   | 395      | <i>affinis</i>        | 386      |
| <i>ventralis</i>      | 48      | <i>Leonodontis</i>   | 56       | <i>ORTHOCHÆTES</i>   |          | <i>albipes</i>        | 386      |
| MORDELLIDÆ            | 4, 41   | <i>marginata</i>     | 57       | <i>setiger</i>       | 420      | <i>concinus</i>       | 385      |
| MYCETÆA               |         | <i>ÆDEMERIDÆ</i>     | 4, 52    | <i>ORYCTES</i>       |          | <i>elegans</i>        | 386      |
| <i>fumata</i>         | 407     | <i>OLIGOTA</i>       |          | <i>nasicornis</i>    | 412      | <i>Fellmanni</i>      | 386      |
| <i>hirta</i>          | 407     | <i>pusillima</i>     | 431      | <i>OTHUIS</i>        | 200, 253 | <i>femoratus</i>      | 384      |
| MYCETOCHARUS          | 24, 27  | <i>OLISTHOPUS</i>    | 375      | <i>alternans</i>     | 254      | <i>littoralis</i>     | 385      |
| <i>scapularis</i>     | 28      | <i>OMALIDÆ</i>       | 85, 327  | <i>angustus</i>      | 255      | <i>maritimus</i>      | 385      |
| MYCETOPHORUS          |         | <i>OMALIUM</i>       | 328, 345 | <i>ater</i>          | 255      | <i>Monticulus</i>     | 386      |
| <i>nigricollis</i>    | 434     | <i>brunneum</i>      | 348      | <i>fulgidus</i>      | 255      | <i>saxatilis</i>      | 385      |
| MYCTERUS              | 421     | <i>brunnipenne</i>   | 348      | <i>glabricornis</i>  | 254      | <i>tetraspilatus</i>  | 385      |
|                       |         | <i>brunnipes</i>     | 347      | <i>læviusculus</i>   | 255      | <i>tibialis</i>       | 387      |
| NEBRIA                |         | <i>cæsum</i>         | 354      | <i>obscurus</i>      | 256      | PHÆDON                |          |
| <i>livida</i>         | 372     | <i>concinnum</i>     | 347      | <i>pilicornis</i>    | 254      | <i>Hannoveriana</i>   | 425      |
| NECROBIA              |         | <i>deplanatum</i>    | 346      | <i>Scoticus</i>      | 256      | PHALACRUS             |          |
| <i>amethystina</i>    | 417     | <i>excavatum</i>     | 355      | <i>subiliformis</i>  | 256      | <i>maritimus</i>      | 411      |
| <i>ruficollis</i>     | 417     | <i>exiguum</i>       | 350      | <i>ustulatus</i>     | 255      | <i>striatus</i>       | 402      |
| <i>rufipes</i>        | 417     | <i>florale</i>       | 350      | <i>OTIORHYNCHUS</i>  |          | <i>PHALERIA</i>       | 5, 15    |
| NEDYUS                |         | <i>foveolatum</i>    | 353      | <i>caliginosus</i>   | 420      | <i>cadaverina</i>     | 15       |
| <i>suturalis</i>      | 419     | <i>fuscum</i>        | 355      | <i>OXYOMUS</i>       | 412      | <i>PHILOMATHUS</i>    | 200, 226 |
| NEMOSOMA              |         | <i>iopterum</i>      | 349      | <i>OXYPODA</i>       | 431      | <i>aciculatus</i>     | 235      |
| <i>elongata</i>       | 408     | <i>latum</i>         | 357      | <i>alternans</i>     | 432      | <i>æneus</i>          | 227      |
| NITIDULA              |         | <i>lave</i>          | 352      | <i>lividipennis</i>  | 432      | <i>æreatus</i>        | 228      |
| <i>fuscicollis</i>    | 406     | <i>monilicorne</i>   | 347      | <i>obfusca</i>       | 432      | <i>agilis</i>         | 237      |
| <i>pallescens</i>     | 406     | <i>nigricolle</i>    | 357      | <i>OXYPORUS</i>      | 273, 304 | <i>aterrimus</i>      | 235      |
| <i>rufimarginatus</i> | 406     | <i>Oxyacanthæ</i>    | 355      | <i>maxillosus</i>    | 305      | <i>atratus</i>        | 232      |
| NOTARIS               |         | <i>piceum</i>        | 354      | <i>rufus</i>         | 305      | <i>bimaculatus</i>    | 239      |
| <i>Æthiops</i>        | 420     | <i>picinum</i>       | 348      | <i>OXYTELUS</i>      | 373, 314 | <i>bipustulatus</i>   | 238      |
| NOTHUS                | 52, 59  | <i>pilosulum</i>     | 353      | <i>angustatus</i>    | 320      | <i>carbonarius</i>    | 230      |
| <i>bimaculatus</i>    | 59      | <i>planum</i>        | 346      | <i>antennatus</i>    | 317      | <i>chalcus</i>        | 227      |
| NOTIOPHILUS           | 388     | <i>Primulæ</i>       | 356      | <i>carinatus</i>     | 315      | <i>chalcopterus</i>   | 231      |
| <i>aquaticus</i>      | 388     | <i>pygmæum</i>       | 356      | <i>consobrinus</i>   | 320      | <i>concinus</i>       | 233      |
| <i>biguttatus</i>     | 389     |                      |          | <i>depressus</i>     | 318      | <i>cognatus</i>       | 229      |
| <i>brevis</i>         | 388     |                      |          | <i>flavipes</i>      | 318      | <i>corruscus</i>      | 230      |



| ST.                  | Page     | SU.                 | Page     | TA.                | Page     | Page                  | Page     |
|----------------------|----------|---------------------|----------|--------------------|----------|-----------------------|----------|
| crassus . . .        | 287      | rubricollis . . .   | 275      | gracilis . . .     | 179      | TETRATOMA             |          |
| curvipes . . .       | 285      | tricolor . . .      | 275      | Hypnorum . . .     | 184      | pallida . . .         | 408      |
| flavipes . . .       | 289      | SYNTOMIUM 328, 329  | 329      | lateralis . . .    | 185      | picta . . .           | 408      |
| flavitarsis . . .    | 286      | nigroæneum . . .    | 329      | libens . . .       | 179      | THROSCUS              |          |
| fornicatus . . .     | 287      | STEROPUS            |          | livens . . .       | 178      | obtusus . . .         | 410      |
| fulvicornis . . .    | 284      | arrogans . . .      | 376      | macropterus . . .  | 186      | THYAMIS,              |          |
| fuscipes . . .       | 289      | cognatus . . .      | 377      | marginatus . . .   | 183      | atricornis . . .      | 423      |
| geniculatus . . .    | 291      | SYBARIS . . .       | 65, 70   | marginellus . . .  | 182      | convexa . . .         | 423      |
| gonymelas . . .      | 291      | immunis . . .       | 70       | melanurus . . .    | 183      | dimidiata . . .       | 423      |
| gracilis . . .       | 288      | TACHINUS . . .      | 100, 192 | mendasius . . .    | 182      | TILLUS                |          |
| immunis . . .        | 290      | angularis . . .     | 193      | minimus . . .      | 178      | fornicarius . . .     | 417      |
| Juncorum . . .       | 292      | apicalis . . .      | 195      | nigripennis . . .  | 180      | TIRESIAS . . .        | 410      |
| Juno . . .           | 302      | aterrimus . . .     | 199      | nitidicollis . . . | 184      | TOMICUS               |          |
| Kirbii . . .         | 302      | bipustulatus . . .  | 198      | nitidulus . . .    | 184      | 8-dentatus . . .      | 419      |
| lævior . . .         | 297      | brunnipennis . . .  | 195      | nitidus . . .      | 177      | TRECHUS               |          |
| lævis . . .          | 297      | castaneus . . .     | 192      | nodicornis . . .   | 186      | lævis . . .           | 384      |
| longicollis . . .    | 296      | cinctus . . .       | 197      | obtusus . . .      | 182      | nitidus . . .         | 384      |
| Marshami . . .       | 284      | collaris . . .      | 193      | pusillus . . .     | 180      | placidus . . .        | 384      |
| melanarius . . .     | 299      | corticinus . . .    | 193      | putridus . . .     | 185      | TRICHODERMA           | 435      |
| melanopus . . .      | 299      | elongatus . . .     | 199, 435 | pyrrhoceras . . .  | 180      | TRICHOPHYA            | 434      |
| nanus . . .          | 301      | fimetarius . . .    | 192      | pyrrhopterus . . . | 181      | TRICHOPTERYX          |          |
| nigriclavus . . .    | 285      | fulvipes . . .      | 195      | ruficollis . . .   | 180      | Titan . . .           | 407      |
| nigricornis . . .    | 293      | intermedius . . .   | 196      | subtestaceus . . . | 183      | TRITOMA . . .         |          |
| nitens . . .         | 300      | laticollis . . .    | 194      | testaceus . . .    | 177      | bipustulatum 401, 439 |          |
| nitidiusculus . . .  | 292      | latus . . .         | 197      | thoracicus . . .   | 180      | pilifera . . .        | 402      |
| nitidulus . . .      | 300      | limbosus . . .      | 196      | TENOSOMA 272, 323  | 323      | TRITOMACRUS . . .     | 422      |
| nitidus . . .        | 300      | marginellus . . .   | 194      | pusillum . . .     | 323      | testaceus . . .       | 423      |
| oculatus . . .       | 282      | nigripes . . .      | 195      | TARUS              |          | TROGOPHLEUS,          |          |
| opticus ? . . .      | 297      | pallens . . .       | 198      | angularis . . .    | 368      | 273, 322              |          |
| ossium . . .         | 290      | pullus . . .        | 196      | axillaris . . .    | 368      | corticinus . . .      | 322      |
| pallipes . . .       | 284      | rufipes . . .       | 196      | basalis . . .      | 369      | TYCHUS . . .          | 91       |
| pallitarsis . . .    | 298      | sceparialis . . .   | 197      | coadunatus . . .   | 369      | niger . . .           | 92       |
| phaopus . . .        | 288      | Sowerbii . . .      | 193      | Homagricus . . .   | 369      | ULOMA . . .           | 10       |
| picipes . . .        | 288      | Silphoides . . .    | 194      | lævigatus . . .    | 368      | cornuta . . .         | 10       |
| pilosulus . . .      | 298      | subterraneus . . .  | 193      | macularis . . .    | 368      | læviuscula . . .      | 10       |
| punctatissimus . . . | 293      | TACHYPORIDÆ 85, 99  | 99       | TASGIUS . . .      | 200, 213 | VALGUS                |          |
| pubescens . . .      | 297      | TACHYPORUS 100, 176 | 176      | confinis . . .     | 435      | hemipterus . . .      | 413      |
| pusillus . . .       | 301      | abdominalis . . .   | 185      | rufipes . . .      | 213      | VELLIUS . . .         | 200, 201 |
| rufitarsis . . .     | 286      | analis . . .        | 182      | TELEPHORUS         |          | dilatatus . . .       | 201      |
| scabrior . . .       | 282      | apicalis . . .      | 185      | alpinus . . .      | 416      | XILETINUS             |          |
| similis . . .        | 283      | atriceps . . .      | 181      | griseipennis . . . | 416      | striatus . . .        | 417      |
| submarginatus . . .  | 295      | angustatus . . .    | 178      | maculicollis . . . | 415      | XILITA . . .          | 32, 35   |
| subrugosus . . .     | 290      | basalis . . .       | 179      | nigrifrons . . .   | 415      | buprestoides . . .    | 36       |
| sulcicollis . . .    | 295      | brunnæus . . .      | 179      | TENEBRIO           | 4, 7     | XYLOPHILUS            | 71, 77   |
| tarsalis . . .       | 286      | collaris . . .      | 183      | lævis . . .        | 426      | populneus . . .       | 77       |
| tenuicornis . . .    | 291      | diffinis . . .      | 179      | laticollis . . .   | 8        | XYLOTROGUS            |          |
| unicolor . . .       | 286      | dimidiatus . . .    | 186      | Molitor . . .      | 8        | brunnæus . . .        | 410      |
| SUNIUS . . .         | 272, 274 | erythropterus . . . | 184      | nitidus . . .      | 426      | ZOLMENUS . . .        | 300      |
| melanocephalus . . . | 274      | flavescens . . .    | 178      | obscurus . . .     | 8        | Juno . . .            | 300      |
| ochraceus . . .      | 275      | flavicornis . . .   | 177      | TENERRIONIDÆ . . . | 4        | ZYRAS . . .           | 430      |

## LIST OF PLATES.

| PLATE                             | FIG.                                    | PAGE                        |                       |
|-----------------------------------|-----------------------------------------|-----------------------------|-----------------------|
| XXIV.                             | 1. Alphetophagus 4-pustulatus . . . . . | 12                          |                       |
|                                   | 2. Heliophilus obsoletus . . . . .      | 18                          |                       |
|                                   | 3. Scaptia nigricans . . . . .          | 39                          |                       |
|                                   | 4. Phlœotrya rufipes . . . . .          | 35                          |                       |
|                                   | 5. Hypulus Quercinus . . . . .          | 36                          |                       |
|                                   | 6. Abdera 4-fasciata . . . . .          | 38                          |                       |
| XXV.                              | 1. Conopalpus Vigorsii . . . . .        | 60                          |                       |
|                                   | 2. Nothus bimaculatus ♂ and palpi       | } . . . . .                 |                       |
|                                   | 3. . . . . ♀ and palpus                 |                             |                       |
|                                   | 4. Sybaris immunis and claw . . . . .   | 70                          |                       |
|                                   | 5. Notoxus Rhinoceros.                  |                             |                       |
|                                   | a. Thorax of N. Rhinoceros . . . . .    | 72                          |                       |
|                                   | b. . . . . N. Monoceras . . . . .       | 72                          |                       |
|                                   | 6. Aderus Boleti . . . . .              | 76                          |                       |
| XXVI.                             | 1. Scydmaenus Dennii . . . . .          | 83                          |                       |
|                                   |                                         | a. Antenna.                 |                       |
|                                   |                                         | b. Maxillary palpus.        |                       |
|                                   | 2. Bolitochara collaris . . . . .       | 125                         |                       |
|                                   | 3. Zyras Haworthi . . . . .             | 126                         |                       |
|                                   | 4. Encephalus complicans . . . . .      | 164                         |                       |
|                                   | 5. Megracronus formosus . . . . .       | 167                         |                       |
|                                   |                                         | a. Maxillary palpus.        |                       |
|                                   |                                         | b. Labial palpus.           |                       |
|                                   | 6. Velleius dilatatus . . . . .         | 201                         |                       |
| XXVII.                            | 1. Cryptobium fracticorne . . . . .     | 271                         |                       |
|                                   |                                         | b. Maxilla and its palpus.  |                       |
|                                   |                                         | c. Labium and its palpus.   |                       |
|                                   |                                         | d. Mentum.                  |                       |
|                                   |                                         | e. Mandible.                |                       |
|                                   | 2. Medon Ruddii . . . . .               | 273                         |                       |
|                                   |                                         | a. Maxilla.                 | b. Maxillary palpus.  |
|                                   |                                         | c. Labium and its palpus.   |                       |
|                                   |                                         | d. Mentum.                  | e. Mandibles.         |
|                                   |                                         | f. Anterior tarsus.         |                       |
|                                   | 3. Bledius Ruddi . . . . .              | 308                         |                       |
|                                   | 4. Carpalimus bilineatus . . . . .      | 324                         |                       |
|                                   |                                         | a. Antenna.                 | b. Labium and palpus. |
|                                   |                                         | c. Maxilla and palpus.      |                       |
|                                   |                                         | d. Labrum.                  | e. Mandibles.         |
|                                   |                                         | f. Anterior tarsus.         |                       |
|                                   |                                         | g. Posterior leg and tibia. |                       |
| 5. Magarthrus rufescens . . . . . | 331                                     |                             |                       |
|                                   | a. Maxilla and palpus.                  | b. Labrum.                  |                       |
|                                   | c. Mandible.                            |                             |                       |
|                                   | d. Labium and palpus.                   |                             |                       |
|                                   | e. Posterior leg.                       |                             |                       |
|                                   | f. Intermediate leg.                    |                             |                       |
| 6. Acidota crenata . . . . .      | 358                                     |                             |                       |
|                                   | a. Maxilla and palpus.                  |                             |                       |
|                                   | b. Labium and palpus.                   |                             |                       |
|                                   | c. Labrum.                              |                             |                       |
|                                   | d. Mandible.                            |                             |                       |

END OF VOL. V.





**Date Due**

~~BEC 1977~~

