ALLOTMENT OF DIESEL OIL TO CLASS-A LANDING PORTS, DECEMBER 1948 (Cont'd)
(kiloliters)

Prefecture and Landing Port	Allotment
Miyagi	
Shiogama	680
Ishinomaki	380
Kisennuma	450
Watanoha	100
Onagawa	200
Subtotal	1,810
Fukushima	
Onahama	340
Shikura	70
Ena	470
Subtotal	880
Chiba	
Choshi	500
Chikura	180
Subtotal	680
Tokyo	
Tokyo	1,500
Kanagawa	
Yokohama	550
Misaki	450
Subtotal	1,000
Niigata	
Niigata	80
Ishikawa	
Nanatsuka	25
Nanao	30
Ushitsu	25
Subtotal	80
Fukui	
Takahama	15
Tsuruga	35
Obama	35
Subtotal	85
Shizuoka	
Yaizu	250
Shimizu	300
Ito	100
Numazu	60
Subtotal	710
Aichi	
Nagoya	250
Mie	
Owashi	200
Nishiki	25
Nagashima	25
Subtotal	250
Kyoto	
Maizuru	45
Osaka	
Osaka	300
Hyogo	
Kasumi	100
Kushisatsu	80
Minatomura	40
Kobe	80
Subtotal	300
Wakayama	
Katsuura	200
Tottori	
Sakai	100
Shimane	
Hamada	130
Matsue	80
Saigo	40
Subtotal	250
Yamaguchi	
Hagi	110
Senzaki	80
Shimonoseki	60
Subtotal	250
Kochi	
Muroto	90
Murotozaki	20
Subtotal	110
Saga	
Karatsu	60
Imari	10
Subtotal	70
Nagasaki	
Nagasaki	200
Miyazaki	
Aburatsu	40
Kagoshima	
Makurazaki	35
Yamakawa	45
Kushikino	125
Subtotal	205
Fukuoka	
Fukuoka	60
TOTAL	11,255

SOURCE: Fisheries Agency

6. Fuel Oil Allocation for Western Trawlers

a. The Fisheries Agency published Notification No 1, 991, Fisheries Agency No 23, dated 27 September, subject, Fuel Oil Allocation for Western Trawlers. This notification to prefectural Material Adjustment Offices concerning fuel oil allocation for trawling in waters west of Longitude 130°E amends a previous notification 1/ and provides for the following regulations, effective 1 October 1948:

(1) The total allocated quantity of fuel oil will be divided equally into two parts, one for the fundamental allocation and the other for allocation under the link system.

(2) The fundamental allocation will be made on the basis of type of engine and horsepower of boats that are certain to operate during the month. However, allocation will be discontinued if and when the catch of a boat is sold through illegal channels.

(3) Allocation of the fish catch to be shipped to other regions will be decided according to the quantity shipped during the preceding month. However, the allocation of fish catch for October and November will be based on the average quantity shipped for each fishing trip from January through June 1948.

(4) Fuel oil will be allocated each month to boats that are expected to operate. However, allocation for a succeeding month will be suspended for boats that fail to operate during the month for which allocation was made, unless special reasons are given for their not operating.

(5) For boats that did not operate during October but will begin operation in November, the allocation of the quantity of fish catch to be shipped to other regions for the succeeding two months, including the month in which they began operations, will be based on the average quantity shipped each fishing trip from January-June 1948.

(6) Permission must be obtained from the Ministry of Agriculture and Forestry when prefectural offices must make detailed regulations of enforcement, based on this regulation, to conform to conditions peculiar to localities.

1/ Notification No 358, Fisheries Bureau No 23, 31 January 1948, same subject as above

WHALING

1. Coastal Whaling Catch

COASTAL WHALING CATCH

Species	Number	Products	Amount (metric tons)
		7-13 Nov	
Blue	2	Whale oil	17.95
Sei	2	Sperm oil	86.81
Humpback	2	Meat	185.17
Sperm	20	Blubber for food	43.95
		Blubber for leather	31.94
TOTAL	26	Bone meal	16.74
		Others	94.00
		TOTAL	476.56
		Cumulative Season Total, 28 Dec 47-13 Nov 48	
Blue	39		
Fin	167		
Sei	515		
Humpback	12		
Sperm	648		
TOTAL	1,381	TOTAL PRODUCTS	20,614.24

FORESTRY DIVISION

ECONOMICS

1. Value of Forest Products

a. Amount and estimated value of products from Japan's forests in 1947 are shown in table on page 21. Production data were obtained from the Bureau of Forestry, Ministry of Agriculture and Forestry, and include estimates of nonreported products as well as reported data. The monetary values per unit were estimated by the Price Board as realistic average values to the consumer, covering the variety of grades of each product. In general the estimates are based on the official prices for the 1947 fiscal year.

b. The monetary value derived from sale of products does not represent the entire value of the forests, however. The forests are of great importance for other uses, such as watershed protection, flood control, erosion prevention, wildlife protection, and recreation.

PULP AND PAPER

1. Pulpwood Consumption and Deliveries and Pulp and Paper Production, October 1948

a. As the method by which the Paper Section, Ministry of Commerce and Industry, reports provisional and revised data for pulp and paper monthly production to Supreme Commander for the Allied Powers (Weekly Summary No 154) has not been satisfactory, the system has been revised. Hereafter the production data will be submitted 10 days later than the date scheduled previously and, therefore it will not require revision.

b. Pulpwood consumption showed a slight decrease during October, being six percent lower than for September. However, the consumption for October 1948 was 31 percent greater than for October 1947, and the cumulative total for the 10 months of 1948 is 40 percent greater than for the corresponding period of 1947, as shown in table on page 21.

c. Deliveries of 599,407 koku of pulpwood were 20 percent less in October than during September, owing to utilization of transportation facilities to ship harvested crops. However, October deliveries of pulpwood were 11 percent more than pulpwood consumption for that month. The cumulative total for the 10 months of 1948 is 40 percent greater than for the corresponding period of 1947, and the stockpiles of 1,117,169 koku at the mills represent a two-month supply at the present rate of consumption as shown in table on page 22.

AMOUNT AND ESTIMATED VALUE OF PRODUCTS FROM FORESTS, 1947

Product	Unit	Total Production	Average Value per Unit (yen)	Total Value (yen)
Firewood	Soseki-koku a/	94,888,000 b/	170.00	16,130,960,000
Charcoal	Metric tons	2,211,000 b/	4,720.00	10,435,920,000
Gasumaki	Koku c/	2,170,000 b/	172.00	373,240,000
Logs, miscellaneous	Koku	21,628,700	370.00	8,002,619,000
Pulp logs	Koku	2,804,900	228.00	639,517,200
Railroad ties	Koku	1,589,700	493.00	783,722,100
Lumber	Koku	28,897,000	820.00	23,695,540,000
Mine props	Koku	8,734,500	280.00	2,445,660,000
Telephone poles	Koku	526,200	566.00	297,829,200
Plywood	Square feet	173,053,000	5.80	1,003,707,400
Bamboo, moso	Piece	1,424,000	75.00	106,800,000
Bamboo, others	Bundle	4,744,000	80.00 d/	379,520,000
Miscellaneous e/		ND	ND	24,986,124,700
TOTAL				89,281,159,600

a/ One soseki-koku equals 9.827 cubic feet stacked volume.
b/ Includes estimated nonreported quantities.
c/ One koku equals 9.827 cubic feet.
d/ Official prices of bamboo were abolished 27 October 1947. Data shown are estimated realistic prices.
e/ Includes grass, bark, mushrooms, bamboo sprouts, nuts, seeds, and horse radish. Estimated to be 28 percent of total.
ND: No data available
SOURCES: Bureau of Forestry, Ministry of Agriculture and Forestry; Price Board.

PULPWOOD CONSUMPTION
(1,000 cubic feet solid volume a/)

	Monthly 1948	Monthly 1947	Cumulative 10 Months 1948	Cumulative 10 Months 1947
Jan	3,102.2	2,219.5	3,102.2	2,219.5
Feb	3,836.9	2,302.1	6,939.1	4,521.6
Mar	4,055.3	3,325.0	10,994.4	7,846.6
Apr	4,405.5	2,832.8	15,399.9	10,679.4
May	4,590.4	2,991.8	19,990.3	13,671.2
Jun	5,628.6	3,482.7	25,618.9	17,153.9
Jul	5,210.1	3,740.1	30,829.0	20,894.0
Aug	5,040.3	3,770.9	35,869.3	24,664.9
Sep	5,604.7	4,025.4	40,474.0	28,690.3
Oct	5,257.4	4,008.8	45,731.4	32,699.1

a/ Converted from koku. One koku equals 9.827 cubic feet.
SOURCE: Japan Pulpwood Assn

PULPWOOD DELIVERIES TO MILLS, OCTOBER 1948
(koku)

Common Name	Japanese Name	Botanical Name	October 1948	October 1947	Cumulative 10 Months 1948	Cumulative 10 Months 1947
Yedo Yezo spruce White fir	Ezomatsu Todomatsu	Picea jezoensis) Abies mayriana)	250,869	144,562	2,123,212 a/	1,567,413
Red pine Black pine	Akamatsu Kuromatsu	Pinus densiflora) Pinus thunbergii)	288,456	199,367	2,824,019 a/	1,481,416
Japanese cedar Japanese cypress	Sugi Hinoki	Cryptomeria japonica) Chamaecyparis obtusa)	18,336	11,882	183,544	99,727
Momi fir Southern Japanese hemlock	Momi Tsuga	Abies firma) Tsuga sieboldii)	9,337	1,958	94,166	56,242
Siebold's beach and other hardwoods	Buna	Fagus crenata	26,064	15,831	129,220	78,589
Live oak Standish arborvitae	Tsuburajii Nezuko	Pasania cuspidata) Tsuga standishii)	3,658	388	74,673	13,073
Cypress	Sawara	Chamaecyparis Pisifera)				
Japanese larch	Karamatsu	Larix kaempferi	1,226	330	6,581	1,809
Sawmill waste			1,461	624	14,299	7,946
TOTAL			599,407	374,942	5,449,714	3,306,215

a/ Deliveries for spruce and fir in September 1948 were revised to 277,366 koku and for red and black pine to 396,259 koku, changing the cumulative nine-month total to 1,872,343 and 2,535,563 koku, respectively.

SOURCE: Japanese Pulpwood Assn

d. Pulp production continued to increase. The October production of 44,559 tons is three percent more than for the previous month and is 43.5 percent more than for October 1947. The cumulative total production for the first 10 months of 1948 is 43 percent greater than for the corresponding period of 1947.

PULP PRODUCTION
(short tons)

Product	October 1948	October 1947	Cumulative 10 Months 1948	Cumulative 10 Months 1947
Groundwood	23,450	16,820	204,062	150,427
Unbleached sulfite	15,242	8,736	106,368	68,256
Bleached sulfite				
Rayon A	156	102	2,899	1,682
Rayon B	3,048	3,467	29,190	19,904
Rayon C	197	247	1,792	2,527
Subtotal	3,401	3,816	33,881	24,113
Unbleached kraft	2,139	1,554	17,028	11,227
Soda and others.	327	109	2,019	1,329
TOTAL	44,559	31,035	363,358	255,362

SOURCE: Paper Section, Ministry of Commerce and Industry

e. Paper production in October of 45,280 tons was the highest since the beginning of the Occupation and was 51 percent greater than in October 1947. The cumulative total production for the first 10 months of 1948 is 46 percent greater than for the corresponding period of 1947.

PAPER PRODUCTION
(short tons)

Product	October 1948	October 1947	Cumulative 10 Months 1948	Cumulative 10 Months 1947
Printing	8,553	5,727	72,157	52,140
Newsprint	9,999	9,432	92,242	80,112
Paperboard	7,724	3,209	58,204	29,971
Wrapping and bag	4,046	2,835	32,744	24,163
Writing and drawing	516	163	3,468	1,441
Tissue	584	510	3,825	3,758
Japanese machine-made	9,908	5,715	85,276	49,071
Japanese handmade	277	171	4,177	3,781
Others	3,673	1,511	27,758	15,870
TOTAL	45,280	29,273	379,851	260,307

SOURCE: Paper Section, Ministry of Commerce and Industry

ITEMS FOR ATTENTION OF MILITARY GOVERNMENT TEAMS

1. Forestry Information Service

a. The forestry information program (Weekly Summary Nos 138, 142, 147, 151, 153, and 156) for December will emphasize pine bark beetle control, the importance of reforestation, and the long-range program of the Bureau of Forestry to balance forest growth and wood consumption. December radio programs scheduled for the Japanese national network of about 80 stations are:

SCHEDULED RADIO PROGRAMS

Date	Time	Program	Contents of Program	Type and Length of Presentation
13 Dec.	0530-0600	Early Bird	Bark beetle control	Memo, 3 minutes
13 Dec	0530-0600	Early Bird	What is the supply-demand situation of timber?	Interview, 5 minutes
13 Dec	0530-0600	Early Bird	Plant trees	Spot
16 Dec	1920-1925	Tomorrow's Food	Protection of water sheds and forests	Memo, 2 minutes
28 Dec	0530-0600	Early Bird	Useless wood	Spot
Once daily		Network station broadcast announcement	Control the spread of the bark beetle epidemic	Spot

LOCAL COVERAGE a/

Once weekly		Local station spot announcement	Control the spread of the bark beetle epidemic	Spot

a/ To be carried on all Kyushu stations and on the Hiroshima regional outlets only

MINING AND MILLING

1. Mining Industry Monthly Review (September)

a. Production data for September 1948 show an increase over August production in 15 out of 25 commodities. The Itomuka mine, Hokkaido, the only mercury producer, increased output 30 percent, from 5,723 to 7,447 kilograms. Production of copper, zinc, antimony, and manganese concentrates increased slightly. Iron ore production declined four percent. Other changes were nominal. Mineral and metal mine production and stocks are tabulated on page 26.

2. Survey of Vermiculite Deposits

a. Vermiculite, a hydrous mica containing potassium, was discovered in Japan in deposits large enough for commercial exploitation in 1944. In that year the Meguro Research Laboratory, Mitsui Chemical Industry Co, succeeded in making a potash fertilizer from vermiculite. Deposits are now known in Fukushima, Aichi, Yamanashi, and Gifu prefectures, but no detailed surveys have been made.

b. Mr M. Kabashima, Geological Division, Mitsui Mining Co, reported results of a preliminary survey in Fukushima Prefecture:

(1) The deposit is located at Onoiimachi, Tamura-gun, in a mountain basin surrounded by low hills.

(2) The country rock is chiefly diorite. The vermiculite is an alteration product of biotite contained in the diorite. The richer bodies are on slopes where the ground surface is comparatively dry and the alteration not too far advanced.

(3) The thickness of the crude ore varies from 1-5 meters, averaging about 2.5, and the overburden is only 0.5-1.0 meter thick. The estimated reserve is 250,000 metric tons containing 20-25 percent vermiculite.

c. The Mining Bureau and Geological Survey are planning detailed surveys of areas known to produce vermiculite.

3. Conferences at Kamioka Mine and Yanahara Mine

a. Conferred with the Mineral Resources Subcommittee, Natural Resources Committee, Economic Stabilization Board, on massive mining methods at the Kamioka lead-zinc mine, Gifu Prefecture, and factors relating to production at the Yanahara mine, Okayama Prefecture.

b. At Kamioka mine, marked improvement was noted in underground operations, including an increase in the number of air-operated shovel-loaders and electrically-driven slusher hoists used in scraping ore and distributing

MINERAL AND METAL MINE PRODUCTION AND STOCKS
SEPTEMBER 1948

Commodity	Form	Unit	Production	Stocks
Antimony	Metal in concentrate	kg	18,259	325,712
Arsenic	Metal in concentrate	MG	266	617
Asbestos	Fiber	MT	396	366
Barite	Concentrate (93% $BaSO_4$)	MT	379	1,648
Chromite				
High-grade	Concentrate (50% Cr_2O_3)	MT	254	2,115 (51% Cr_2O_3)
Low-grade	Concentrate (36% Cr_2O_3)	MT	771	4,172 (38% Cr_2O_3)
Cobalt	Metal in concentrate	kg	2	844
Copper	Metal in concentrate	MT	2,248	4,472
Fire clay		MT	28,235	59,511
Fluorite	Concentrate	MT	20	40
Gold	Metal in concentrate	gm	180,098	962,677
Graphite				
Amorphous	Crude ore (38% C)	MT	692	2,303 (33% C)
Crystalline	Crude ore (23% C)	MT	695	2,826 (45% C)
Gypsum				
	Concentrate (43% SO_3)	MT	1,174	2,807
	Concentrate (35% SO_3)	MT	9,989	10,124 (34% SO_3)
Iron ore	Concentrate (51% Fe)	MT	53,251	189,627 (48% Fe)
Iron sand	Concentrate (51% Fe)	MT	188	5,572
Lead	Metal in concentrate	MT	531	956
Limestone		MT	629,675	343,454
Manganese				
Battery-grade	Concentrate (72% MnO_2)	MT	807	2,704 (71% MnO_2)
Metallurgical Grade	Concentrate (37% Mn)	MT	4,344	13,854
Mercury	Metal in concentrate	kg	7,447	3,453
Molybdenum	Concentrate	MT	0	30.504 (88% MoS_2)
Pyrite	Concentrate (41.3% S)	MT	97,157	111,824 (39.0% S)
Pyrophyllite		MT	19,872	80,622
Silver	Metal in concentrate	kg	5,756	30,912
Sulfur	Refined	MT	4,018	2,023
Tin	Metal in concentrate	kg	13,445	9,132
Tungsten	Concentrate (74% WO_3)	MT	0.7	8.198 (66% WO_3)
Zinc	Metal in concentrate	MT	3,122	8,577

a/ Final
SOURCE: Mining Bureau, Ministry of Commerce and Industry

waste for filling in stopes. In accordance with suggestions made by Natural Resources Section personnel during an inspection in May 1948, the tonnage has been brought up to and maintained at full mill capacity. These suggestions included: (1) increased mechanization of ore and waste handling and (2) less emphasis on the long-range plan for shrinkage stoping, which ties up large volumes of broken ore for periods up to two years, and more attention to underhand stoping, from which broken ore can be drawn immediately.

c. All factors relating to pyrite production at the Yanahara mine were studied by the Committee, with a view to increasing production. The general opinion of the Committee was that labor troubles, rather than technological problems, are the chief cause of Yanahara mine's failure to maintain a satisfactory output. This information has been discussed with the Economic and Scientific Section.

METALLURGY

1. Metal Smelting and Refining, Ingot Mold Production (October)

a. Production of nonferrous metals in October generally increased as a result of a plentiful supply of electric power and improved deliveries of metallurgical fuels and raw materials. Metal production and stocks are shown in table on page 28.

b. Iron and steel production increased slightly over September. Iron and steel and ferroalloy production and stocks are shown in tables on pages 29 and 30.

2. Inspection of Nikko Copper Refinery, Tochigi Prefecture

a. At Nikko copper refinery, Tochigi Prefecture, checked on plant progress and recommendations previously made by Natural Resources Section personnel. These recommendations, including the use of a milli-volt meter for detecting short circuits, and a new method for producing starting sheets, have been followed, and pronounced progress has been made.

b. Made additional recommendations that:

(1) A revision be made in the design of the stripper knife being used for separating starting sheets from the cold rolled plates

(2) The construction of an electrically operated master mold press be started immediately

(3) Constant attention be paid to the maintenance of exact cathode and anode alignment

(4) Careful control of wire-bar mold temperatures be maintained.

METAL PRODUCTION AND STOCKS
September and October

Metal	Unit	Production Sep 48	Production Oct 48	Stocks Sep 48	Stocks Oct 48
Alumina	MT	2,740	3,320	1,634	2,808 a/
Aluminum (ingot metal)	MT	977	1,094	2,969 b/	2,916 a/ b/
Aluminum (alloy ingot)	MT	239 c/	246 c/	4,308	4,915 a/
Aluminum (alloy scrap)	MT	NA	NA	4,842 d/	4,096 a/ d/
Antimony	MT	57	31 a/	377	ND
Beryllium oxide	gm	300	0 a/	ND	ND
Berryllium bronze, Be 12.5%	gm	0	0 a/	ND	ND
Bismuth	kg	1,846	1,895 a/	14,386	ND
Cadmium	kg	2,050	2,220 a/	21,890	ND
Cerium (metal)	gm	473,975	168,047 a/	ND	ND
Chromium (metal)	kg	3,845	2,897 a/	45,335	ND
Cobalt (metal)	kg	53	64 a/	68,714	ND
Cobalt (oxide)	kg	950	856 a/	4,718	ND
Copper					
(smelter) blister	MT	5,961	6,218	6,007	6,954
(refinery) electrolytic	MT	4,770	4,895	15,146	13,194 a/
(scrap) copper	MT	NA	NA	12,677	10,574 a/
(scrap) brass, bronze, etc	MT	NA	NA	42,786	41,772 a/
Gold	gm	383,967	247,872 a/	1,536,794	1,813,429 a/
Gold (crude)	gm	4,576	962	566,203	634,734 a/
Indium	gm	0	0	ND	ND
Lead (refined)	MT	900	901 a/	9,718	7,188 a/
Manganese (95% Mn)	MT	0	0	ND	ND
Mercury	kg	6,106	5,520 a/	363,371	336,326 a/
Molybdenum (power)	kg	2,451	2,286 a/	5,193	ND
Nickel (metal)	kg	0	0	548,682	412,003 a/
Nickel sulfate	kg	34,949	22,302 a/	ND	ND
Platinum	gm	2,158	1,045 a/	17,420	12,835 a/
Selenium	kg	430	490 a/	ND	ND
Silver	gm	9,100,571	6,732,361 a/	154,838,882	162,853,699 a/
Silver (crude)	gm	1,435,752	2,095,115 a/	9,680,912	10,100,799 a/
Sodium	kg	42,785	37,027 a/	ND	ND
Tellurium	kg	0	0	ND	ND
Thallium	gm	0	0	ND	ND
Tin (crude)	MT	3 e/	1 a/ e/	162	132 a/
Tin (refined)	MT	3	1 a/	2,504	2,295 a/
Tungsten (powder)	kg	6,478	6,504 a/	25,710	ND
Zinc	MT	1,962	2,031 a/	14,726	13,837 a/
Zirconium (metal)	gm	5,000	5,000 a/	ND	ND
Zirconium (oxide)	gm	0	0	ND	ND

a/ Preliminary
b/ Does not include crude aluminum
c/ Secondary
d/ Includes aluminum scrap
e/ Includes relaimed tin
NA: Not applicable
ND: No data available
SOURCE: Mining Bureau, Ministry of Commerce and Industry

IRON AND STEEL PRODUCTION AND STOCKS
(metric tons)

	Production		Stocks at End of Month b/	
	Sep 48	Oct 48 a/	Aug 48	Sep 48
Iron				
Pig iron for steel	58,365	64,897	c/	c/
Pig iron for casting	26,224	24,811	c/	c/
Total pig iron	84,589	89,708	108,875	102,391
Raw iron	61	88	2,165	2,121
Pure iron	136	214	497	516
Electrolytic iron	34	40	276	277
Total iron	231	342	2,938	2,914
Grand total iron	84,820	90,050	111,813	105,305
Steel				
Ordinary steel, ingot and casting				
Open hearth	112,110	123,179	c/	c/
Electric furnace	40,320	41,156	c/	c/
Others	53	0	c/	c/
Total ordinary steel	152,483	164,335	76,619	76,266
Special steel				
Carbon steel				
Open hearth	778	649	c/	c/
Electric furnace	5,649	4,773	c/	c/
Total carbon steel	6,427	5,422	19,264	17,641
Alloy steel				
Open hearth	434	54	c/	c/
Electric furnace				
Stainless steel	743	895	6,113	1,028
Others	5,336	5,422	c/	c/
Total electric furnace	6,079	6,317	c/	c/
Total alloy steel	6,513	6,371	44,688	42,336
Total special steel	12,940	11,793	63,952	59,977
Grand total steel	165,423	176,128	140,571	136,243

a/ Preliminary figures based partly on estimates.
b/ Figures do not include stocks at distributing companies.
c/ Breakdown not available
SOURCE: Mining Bureau, Ministry of Commerce and Industry

FERROALLOY PRODUCTION AND STOCK
(metric tons)

Ferroalloy a/	Production Sep 48	Production Oct 48 b/	Stocks at End of Month Aug 48	Stocks at End of Month Sep 48 c/
Ferromanganese				
No 1 (high carbon)	239	142	d/	d/
No 2 (high carbon)	1,294	1,125	d/	d/
No 3 (high carbon)	158	151	8,867 e/	9,425 e/
No 4 (low carbon)	116	78	d/	d/
No 5 (low carbon)	0	0	1,128 f/	1,690 f/
Spiegel	0	0	2,857	2,647
Ferrophosphorus	107	69	173	206
Ferrosilicon				
No 1 - 4	761	924	d/	d/
No 5	18	87	d/	d/
No 6	0	29	4,279 g/	4,178 g/
Ferrosilicon manganese	28	108	2,758	2,643
Ferrochromium				
(high carbon)	0	0	2,845	2,952
(low carbon)	0	0	1,729	1,740
Ferrosilicon chromium	0	0	257	257
Ferromolybdenum	0	0	54	54
Ferrotungsten	10	25	635	735
Ferrovanadium	0	0	6	6
Ferrotitanium	1	1	5	6
Ferronickel	0	0	189	181
Metallic manganese	0	0	140	140

a/ Temporary Japanese specifications for ferroalloys established 28 July 1947.
b/ Preliminary figures based partly on estimates.
c/ Figures do not include stocks at distributing companies.
d/ Breakdown not available
e/ Figure is total of No 1, 2, and 3 high carbon.
f/ Figure is total of No 4 and 5 low carbon.
g/ Figure indicates all grades of ferrosilicon.
SOURCE: Mining Bureau, Ministry of Commerce and Industry

c. This information has been discussed with the Economic and Scientific Section.

COAL

1. Coal Industry Monthly Review (October)

a. October statistics on coal and lignite production, stockpiles, and deliveries are shown in tables on pages 34, 35, 36, and 37.

2. Inspection of New Face Loading Machine at Kameari Plant, Hitachi Ltd, Tokyo

a. Representatives of Natural Resources Section inspected the improved face loading machine at the Kameari plant, Hitachi, Ltd, Tokyo. A shop demonstration was made of moving coal from the floor to a conveyor. The machine should be suitable for use in connection with the longwall methods used in most Japanese coal mines, if the pitch of the seams is not excessive. Mechanization of Japanese coal mines has been discussed with the Economic and Scientific Section.

3. Report on Operation of New Coal Loading Machine at Tagawa Mine, Kyushu

a. Mr Ikuma, mining engineer, Mitsui Mining Co, reported the operation of a newly designed coal loading machine at the Tagawa mine, Fukuoka Prefecture, Kyushu. The machine, operating along a 70-meter longwall face, is reported to load 200 metric tons of coal in an eight-hour shift. The machine is designed somewhat after the United States-manufactured Joy loader and is powered with air motors.

PETROLEUM

1. Petroleum Producing Industry Monthly Review (October)

a. Production Trends

(1) The preliminary figure for October production of crude petroleum, including casinghead gasoline, is 16,970 kiloliters (106,741 barrels), a daily average production of 547 kiloliters (3,442 barrels). This highest monthly production since October 1947 was achieved, in spite of the labor dispute, by the recent completion of two flowing wells each of which is producing about 30 kiloliters (189 barrels) daily. Production by companies other than Imperial Oil Co was 7.5 percent of total production for October. See table on page 32.

DAILY PRODUCTION OF CRUDE OIL, OCTOBER 1948
(kiloliters)

	Niigata	Akita	Yamagata	Hokkaido	Total
1	165.98	265.81	122.85	13.85	568.49
2	162.92	252.01	124.10	13.26	552.29
3	163.39	217.42	110.04	6.98	497.83
4	161.37	244.53	120.69	13.26	539.85
5	176.53	262.99	117.39	11.17	568.08
6	163.55	254.69	117.86	11.19	547.29
7	156.12	257.04	122.61	10.61	546.38
8	147.17	271.19	123.73	11.51	553.60
9	140.07	262.65	132.35	11.80	546.87
10	128.18	261.47	121.03	13.98	524.66
11	133.81	252.30	124.24	11.55	521.90
12	129.39	255.88	123.46	14.39	523.12
13	159.66	267.19	127.75	12.94	567.54
14	159.58	254.68	124.76	6.52	545.54
15	158.63	258.38	132.77	22.79	572.57
16	160.30	246.21	125.88	12.30	544.69
17	152.89	193.57	126.73	10.05	483.24
18	150.62	254.59	121.19	12.73	539.13
19	150.91	239.56	135.62	11.44	537.53
20	150.44	244.17	139.90	11.57	546.08
21	156.20	251.78	153.93	10.75	572.66
22	146.52	237.20	122.73	12.11	518.56
23	147.02	267.97	130.81	11.68	557.48
24	150.73	263.16	133.85	10.42	558.16
25	143.71	266.45	132.93	12.06	555.15
26	153.76	270.49	132.22	10.74	567.21
27	151.39	259.15	125.45	10.64	546.63
28	159.90	263.20	132.79	14.80	570.69
29	156.42	272.75	129.19	12.94	571.30
30	156.71	273.79	127.14	12.75	570.39
31	149.77	260.75	131.98	12.63	555.13
TOTAL	4,743.64	7,903.02	3,947.97	375.41	16,970.04

SOURCE: Ministry of Commerce and Industry

PRODUCTION OF CRUDE OIL BY DISTRICTS, OCTOBER 1948 a/
(kiloliters)

District	Production	Percent
Niigata	4,743.64	27.95
Yamagata	3,947.97	23.26
Akita	7,903.02	46.57
Hokkaido	375.41	2.22

a/ Imperial Oil Co's production of 15,706.46 kiloliters is 92.55 percent of the total production.
SOURCE: Ministry of Commerce and Industry

b. Drilling Operations

(1) Summary of drilling operations by Imperial Oil Co in October:

DRILLING OPERATIONS

	Exploitation	Exploration	Total
Completed as oil producers	3	1	4
Completed as gas producers	1	0	1
Abandoned	0	1	1
Suspended	0	0	0
Commenced during month	2	3	5
Other wells drilling	3	5	8
Total wells drilling	5	8	13

New producers in October	Initial Production
Koya R-27 (Akita Prefecture)	Oil, 36.5 kiloliters daily (flowing
Omonogawa R-3 (Akita Prefecture)	Oil, 2.8 kiloliters daily
Kamihama R-8 (Akita Prefecture)	Oil, 1.7 kiloliters daily
Narahashi R-10 (Yamagata Prefecture)	Oil, 3.8 kiloliters daily
Niigata R-14 (Niigata Prefecture)	Gas, 800 cubic meters daily

c. Imperial Oil Co Labor Dispute

(1) The labor dispute remains unsettled, and negotiations are still being conducted. No strike has taken place, but the dispute is preventing full production in some areas.

COAL PRODUCTION
(1,000 metric tons)

Period	Production: Hokkaido Standard	Hokkaido Sub-standard	Honshu Standard	Honshu Sub-standard	Kyushu Standard	Kyushu Sub-standard	Total Standard	Total Sub-standard	Grand Total	Percentage Change From Previous Month	Monthly Quota a/
Sep 48 b/	804.6	1.6	528.8	1.5	1,541.5	14.1	2,874.9	17.2	2,892.1	12.0	2,790
Oct 48 b/	813.1	0.9	555.2	1.7	1,620.5	13.2	2,988.8	15.8	3,004.6	37.0	3,022
Nov 48 c/d/											
1st-10 day	268.8		172.6		539.5		980.9				
2nd-10 day	244.4		186.6		535.6		966.6				
3rd-10 day	268.8		181.1		538.0		987.9				
Total	782.0		540.3		1,613.1		2,935.4				3,077

a/ Coal Board production plan is to produce 36,000,000 metric tons during 1948 fiscal year (1 Apr 48-31 Mar 49).
b/ Final
c/ Does not include substandard coal; bituminous coal in Joban and Ube under 3,000 calories; in all other districts under 3,800 calories; anthracite coal under 3,300 calories; natural coke under 3,800 calories.
d/ Preliminary
SOURCE: Coal Board, Ministry of Commerce and Industry

COAL PRODUCTION PER WORKING DAY

No Days Worked	Average	Percentage Change From Previous Month
25.9	111.7	+9
26.1	115.1	+3

COAL STOCKPILE SUMMARY
(1,000 metric tons)

Period	Stockpiles Available Under Present Conditions	Coal in Transit	Total
31 Jul 48	182.1	492.7	674.8
31 Aug 48	160.0	522.3	682.3
30 Sep 48	163.4	591.0	754.4

SOURCE: Coal Board, Ministry of Commerce and Industry

LIGNITE PRODUCTION, STOCKPILES, AND DELIVERIES a/
(metric tons)

Districts	Production		Stockpiles		Deliveries	
	Aug 48b/c/	Sep 48d/	Aug 48b/c/	Sep 48d/	Sep 48b/d/	Oct 48d/e/
Hokkaido	5,743	3,537	8,198	4,894	2,636	385
Honshu						
Tohoku	68,587	54,197	137,721	93,561	13,416	4,748
Kanto	19,660	17,440	33,840	16,606	56,378	11,640
Tokai	76,332	69,078	48,295	40,814	31,429	12,178
Kinki	9,648	9,772	5,314	3,663	31,326	9,857
Chugoku	2,821	2,207	4,259	1,625	2,640	1,217
Shikoku	2,798	3,302	307	215	3,271	1,079
Kyushu	4,452	2,743	9,464	8,235	2,571	737
TOTAL	190,041	162,276	247,398	169,613	144,027	41,841

a/ A discrepancy occurs between production, stockpiles, and delivery data reported by the Japanese.
b/ Revised, but still questionable and under discussion.
c/ Data cover mines controlled and mines not controlled by the Solid Fuels Distribution Kodan. As of 1 July 1948 control was withdrawn from about 650 mines, each of which had produced less than 2,000 metric tons of lignite in fiscal year 1947.
d/ Data cover only controlled mines.
e/ Preliminary, questionable, under discussion.
SOURCE: Coal Board, Ministry of Commerce and Industry

COAL DELIVERIES BY CLASS OF CONSUMER
(domestic production and imported coal)
(1,000 metric tons)

	September 1948 a/					October 1948 b/				
	Standard	Sub-standard	Total	Imported	Grand Total	Standard	Sub-standard	Total	Imported	Grand Total
Manufacturing										
Iron and steel	211	2	213	95	308	203	1	204	98	302
Metal mining and refining	22	c/	22		22	22	c/	22		22
Oil refining	1	c/	1		1	1	c/	1		1
Metal products	12	c/	12		12	9	c/	9		9
Rubber manufactured goods	15	4	19		19	9	2	11		11
Other consumer goods										
Handicrafts	1	c/	1		1	c/	0	c/		c/
Hardware and household utensils	1	c/	1		1	c/	c/	c/		c/
Light consumer machinery and instruments	2	c/	2		2	1	0	1		1
Nonmetallic consumer goods	2	c/	2		2	1	c/	1		1
Total	6	c/	6		6	2	c/	2		2
Shipyards	15	2	17		17	12	1	13		13
Industrial machinery and equipment										
Steam locomotives	5	1	6		6	3	1	4		4
Railway rolling stock	5	c/	5		5	3	c/	3		3
Industrial machinery and equipment	12	2	14		14	5	1	6		6
Automobiles and other vehicles	4	c/	4		4	3	c/	3		3
Total	26	3	29		29	14	2	16		16
Communication operation and equipment	12	c/	12		12	7	c/	7		7
Electrical equipment	8	1	9		9	6	1	7		7
Cement	57	7	64		64	50	7	57		57
Ceramics	90	3	93		93	65	2	67		67
Chemical fertilizer	145	0	145	21	166	136	c/	136	15	151
Other chemicals	119	14	133		133	110	9	119		119
Salt	c/	6	6		6	0	3	3		3
Food processing	70	8	78		78	42	3	45		45
Textiles	77	15	92		92	70	6	76		76
Leather	c/	0	0		0	c/	c/	c/		c/
Paper and pulp	50	9	59		59	46	4	50		50

COAL DELIVERIES BY CLASS OF CONSUMER (CONT'D)
(domestic production and imported coal)
(1,000 metric tons)

	September 1948 a/					October 1948 b/				
	Standard	Sub-standard	Total	Imported	Grand Total	Standard	Sub-standard	Total	Imported	Grand Total
Transportation										
Railways	583	0	583		583	626	c/	626		626
Bunker coal (includes coal for miscellaneous marine use)	109	1	110		110	104	c/	104		104
Electric power	376	c/	376		376	376	c/	376		376
Fuel production										
Gas	157	0	157	9	166	148	0	148	8	156
Coke	58	0	58		58	62	0	62	1	63
Briquette	33	6	39		39	32	4	36		36
Gara	16	4	20		20	7	1	8		8
Coal mine use (includes beehive for coking)	179	6	185		185	207	4	211		211
Export										
Hong Kong	9	0	9		9	9	0	9		9
Korea	106	0	106		106	93	0	93		93
Bunkering for salt ships	2	0	2		2	3	0	3		3
Occupation Forces	64	c/	64		64	137	0	137		137
Government and public use										
Government use	14	2	16		16	9	c/	9		9
School lunch use	2	0	2		2	c/	0	0		0
Hospital use	15	c/	15		15	10	c/	10		10
Total	31	2	33		33	19	c/	19		19
Domestic use	149	c/	149		149	102	1	103		103
Miscellaneous										
Forestry	4	c/	4		4	1	c/	1		1
Tobacco	4	0	4		4	2	0	2		2
Other uses	9	4	13		13	5	1	6		6
Total	17	4	21		21	8	1	9		9
Industrial reserve stockpile	1	0	1		1					
GRAND TOTAL	2,826	97	2,923	125	3,048	2,737	52	2,789	122	2,913

a/ Final
b/ Preliminary
c/ Less than 500. Not included in totals
SOURCE: Coal Board, Ministry of Commerce and Industry

EDITORIAL AND PRODUCTION DIVISION

1. Reports Completed

   a. Report No 116, Wildlife Conservation in Japan, 2 Dec 48

2. Press Releases

   "SCAP Officials (Schenck and Yoe) Laud Passage of Important Fisheries Law"

   "Group Here to Study Japan's Fish Resources"

   "Japanese Scientific Papers to Pacific Science Conference"

Hubert G. Schenck

HUBERT G. SCHENCK
Lt Col CE
Chief, Natural Resources Section

DISTRIBUTION:

Commander-in-Chief	1
Chief of Staff	1
G-2, Allied Translator and Interpreter Service	1
G-2, Civil Censorship Detachment	1
G-2, Civil Intelligence Section	1
G-2, General Liaison Sub-Section	54
G-2, Department of the Army Intelligence Division	15
G-2, Technical Intelligence Detachment	1
G-4, Petroleum Advisory Group	2
Civil Communications Section	1
Civil Information and Education Section	1
Attn: Education Division	1
Civil Transportation Section	2
Counter Intelligence Corps, First Region	1
Counter Intelligence Corps, First District	1
Counter Intelligence Corps, Second District	1
Counter Intelligence Corps, Third District	1
Counter Intelligence Corps, Second Region	1
Counter Intelligence Corps, Area 25	1
Diplomatic Section	2
Economic and Scientific Section	13
Engineer Section	1
Government Section	1
Public Health and Welfare Section	1
Public Information Office	1
Reparations Section	1
Statistics and Reports Section	3
COMNAVFE	1
Deconcentration Review Board	1
Department of the Army	200
Headquarters Eighth Army	
Attn: Economic Section Military Government	9
Headquarters I Corps	5
Attn: G-2	1
Headquarters IX Corps	10
Attn: G-2	1
Headquarters XXIV Corps	
Attn: Civil Affairs Section	3
Attn: Engineer	2
Attn: National Economic Board	2
Prefectural Military Government Teams	83
Regional Military Government Teams	18
Ryukyus Command, Military Government Section	2
Natural Resources Section	
Chief of Section	1
Executive Officer	1
Each division chief and branch head	1
Library	20

File P+P

NATURAL RESOURCES SECTION

WEEKLY SUMMARY

No 165

5-11 December 1948

GENERAL HEADQUARTERS
SUPREME COMMANDER FOR THE ALLIED POWERS

WEEKLY SUMMARY NO 165
5-11 December 1948

C O N T E N T S

Page

GENERAL

Receipt of Weekly Summaries by Military Government Teams 1

AGRICULTURE DIVISION

LAND REFORM
Term of Office of Land Commissioners Extended 5
Special Problem Cases Involving Land Reform 5
AGRICULTURAL COOPERATIVE ASSOCIATIONS
Progress in Organization of Agricultural Cooperatives 7
FOOD CROPS
Cabinet Policy on Taxation of Delivery Bonuses for 1948 Staple Food Crops 7
Petroleum Allocation for January 1949 8
LIVESTOCK
Livestock Slaughter in September 9
FERTILIZER
Present Deliveries of Fertilizer for Rice 9
ITEMS ATTACHED TO COPIES OF THE WEEKLY SUMMARY FOR ATTENTION OF MILITARY GOVERNMENT TEAMS
Notification on Establishment of Race Tracks and Golf Links 10
Funds to Cash Payment Vouchers 10

FISHERIES DIVISION

GENERAL
Organization of the Fisheries Agency 11
COOPERATIVES AND ASSOCIATIONS
Press Conference on the Fisheries Cooperative Law 11
Information and Education Plan for Fisheries Cooperatives 14
EQUIPMENT AND SUPPLIES
Policy Governing Ship Construction 18
Domestic Hemp Allocation for 1948 Calendar Year 18
FISHERIES RESEARCH
Use of Lights in Catching Fish 19
MARINE PRODUCTION
Receipts of Aquatic Products at Major Urban Centers 21
WHALING
Coastal Whaling Catch 22
WHALING ERRATUM
Revised Report on Coastal Whaling 22
ANTARCTIC WHALING ERRATUM
Correction to Article in Weekly Summary No 162 22

Page

FORESTRY DIVISION

ECONOMICS
Press Conference on "Forestry Problems in Japan" 23
RESOURCES
Bark Beetle Control Conference 25
ITEMS FOR THE ATTENTION OF MILITARY GOVERNMENT TEAMS
Distribution of Bark Beetle Control Posters 26

MINING AND GEOLOGY DIVISION

MINING AND MILLING
Preparation of Mineral Production Data for United Nations 28
Jarosite Resources of Japan 28
Use of Pyrite in Manufacturing Sulfuric Acid and Fertilizer 28
Conference with Mineral Resources Subcommittee, Natural Resources Committee, Economic Stabilization Board 29
METALLURGY
Inspection of Osarizawa, Hassei, and Kunitomi Copper Smelters, and the Kosaka Copper Smelter and Refinery 29
COAL
Investigation of Progress of New Coal Mines in Tottori and Shimane Prefectures 36
Inspection of Anthracite Coal Mines, Omine Coal Field 36
Coal Production and Stockpiles 37

EDITORIAL AND PRODUCTION DIVISION 39

GENERAL

1. Receipt of Weekly Summaries by Military Government Teams

a. The dates on which receipts of Weekly Summaries Nos 152 through 162 were acknowledged by military government units are tabulated on pages 2 and 3. The tabulation reveals that the Weekly Summary which is mailed directly from Tokyo to each team, is received within an average of four days. The tabulation demonstrates the value of the Weekly Summary as a speedy channel of technical information from General Headquarters to the teams.

b. As pointed out in Military Government Bulletin, Headquarters Eighth Army, Volume I, Number 5 (3 December 1948) page 22, the prompt submitting of receipts is important.

Dates of Receipts

Weekly Summary Number	152	153	154
Weekly Summary Date	5-11 Sep	12-18 Sep	19-25 Sep
Date Mailed	25 Sep	2 Oct	8 Oct
UNIT			
Aichi MG Team	25 Sep	2 Oct	9 Oct
Akita MG Team	27 Sep	6 Oct	12 Oct
Aomori MG Team	29 Sep	7 Oct	13 Oct
Chiba MG Team	29 Sep	7 Oct	12 Oct
Chugoku MG Region	29 Sep	5 Oct	12 Oct
Fukui MG Team	29 Sep	6 Oct	15 Oct
Fukuoka MG Team	27 Sep	4 Oct	11 Oct
Fukushima MG Team	27 Sep	5 Oct	12 Oct
Gifu MG Team	27 Sep	4 Oct	12 Oct
Gumma MG Team	27 Sep	5 Oct	13 Oct
Hiroshima MG Team	29 Sep	a/	13 Oct
Hokkaido MG Region	29 Sep	5 Oct	11 Oct
Hyogo MG Team	27 Sep	a/	11 Oct
Ibaraki MG Team	28 Sep	5 Oct	11 Oct
Ishikawa MG Team	29 Sep	5 Oct	13 Oct
Iwate MG Team	29 Sep	9 Oct	12 Oct
Kanagawa MG Team	27 Sep	4 Sep	8 Oct
Kanto MG Region	27 Sep	4 Oct	11 Oct
Kagoshima MG Team	28 Sep	7 Oct	13 Oct
Kinki MG Region	25 Sep	4 Oct	9 Oct
Kumamoto MG Team	28 Sep	7 Oct	14 Oct
Kyoto MG Team	27 Sep	4 Oct	12 Oct
Kyushu MG Region	27 Sep	4 Oct	12 Oct
Mie MG Team	28 Sep	5 Oct	11 Oct
Miyagi MG Team	27 Sep	4 Oct	11 Oct
Miyazaki MG Team	30 Sep	11 Oct	13 Oct
Nagano MG Team	28 Sep	6 Oct	14 Oct
Nagasaki MG Team	29 Sep	7 Oct	14 Oct
Nara MG Team	27 Sep	6 Oct	11 Oct
Niigata MG Team	27 Sep	6 Oct	11 Oct
Oita MG Team	29 Sep	7 Oct	14 Oct
Okayama MG Team	28 Sep	6 Oct	12 Oct
Osaka MG Team	27 Sep	4 Oct	11 Oct
Saga MG Team	a/	5 Oct	13 Oct
Saitama MG Team	a/	4 Oct	11 Oct
Shimane MG Team	5 Oct	11 Oct	14 Oct
Shiga MG Team	27 Sep	5 Oct	11 Oct
Shikoku MG Region b/	27 Sep	a/	11 Oct
Shizuoka MG Team	a/	5 Oct	11 Oct
Tochigi MG Team	28 Sep	5 Oct	11 Oct
Tohoku MG Region	a/	4 Oct	11 Oct
Tokai-Hokuriku MG Region	22 Sep	4 Oct	11 Oct
Tokyo MG Team	27 Sep	4 Oct	13 Oct
Tottori MG Team	4 Oct	11 Oct	16 Oct
Toyama MG Team	30 Sep	5 Oct	18 Oct
Wakayama MG Team	28 Sep	5 Oct	12 Oct
Yamagata MG Team	27 Sep	7 Oct	12 Oct
Yamaguchi MG Team	29 Sep	10 Oct	14 Oct
Yamanashi MG Team	28 Sep	5 Oct	12 Oct

a/ Receipt not acknowledged.
b/ Receives copies for Kagawa, Tokushima, Kochi, and Ehime teams.

Dates of Receipts

Weekly Summary Number	155	156	157	158
Weekly Summary Date	26 Sep-2 Oct	3-9 Oct	10-16 Oct	17-23 Oct
Date Mailed	16 Oct	23 Oct	29 Oct	2 Nov
UNIT				
Aichi MG Team	20 Oct	23 Oct	29 Oct	3 Nov
Akita MG Team	16 Oct	25 Oct	3 Nov	10 Nov
Aomori MG Team	26 Oct	27 Oct	3 Nov	9 Nov
Chiba MG Team	28 Oct	29 Oct	4 Nov	9 Nov
Chugoku MG Region	25 Oct	29 Oct	1 Nov	6 Nov
Fukui MG Team	22 Oct	27 Oct	1 Nov	6 Nov
Fukuoka MG Team	a/	25 Oct	1 Nov	5 Nov
Fukushima MG Team	21 Oct	25 Oct	a/	5 Nov
Gifu MG Team	22 Oct	25 Oct	1 Nov	5 Nov
Gumma MG Team	22 Oct	26 Oct	1 Nov	a/
Hiroshima MG Team	25 Oct	27 Oct	1 Nov	6 Nov
Hokkaido MG Region	23 Oct	25 Oct	1 Nov	5 Nov
Hyogo MG Team	25 Oct	26 Oct	30 Oct	4 Nov
Ibaraki MG Team	22 Oct	1 Nov	3 Nov	5 Nov
Ishikawa MG Team	22 Oct	25 Oct	1 Nov	5 Nov
Iwate MG Team	26 Oct	26 Oct	3 Nov	9 Nov
Kanagawa MG Team	19 Oct	25 Oct	30 Oct	3 Nov
Kanto MG Region	19 Oct	25 Oct	1 Nov	4 Nov
Kagoshima MG Team	27 Oct	27 Oct	2 Nov	6 Nov
Kinki MG Team	21 Oct	25 Oct	30 Nov	4 Nov
Kumamoto MG Team	25 Oct	26 Oct	1 Nov	8 Nov
Kyoto MG Team	21 Oct	25 Oct	30 Nov	4 Nov
Kyushu MG Region	15 Oct	a/	1 Nov	9 Nov
Mie MG Team	22 Oct	26 Oct	1 Nov	5 Nov
Miyagi MG Team	21 Oct	25 Oct	30 Oct	4 Nov
Miyazaki MG Team	28 Oct	28 Oct	a/	9 Nov
Nagano MG Team	25 Oct	27 Oct	2 Nov	5 Nov
Nagashi MG Team	25 Oct	1 Nov	4 Nov	6 Nov
Nara MG Team	22 Oct	28 Oct	4 Nov	4 Nov
Niigata MG Team	22 Oct	25 Oct	1 Nov	5 Nov
Oita MG Team	25 Oct	25 Oct	1 Nov	6 Nov
Okayama MG Team	22 Oct	26 Oct	1 Nov	4 Nov
Osaka MG Team	21 Oct	25 Oct	30 Oct	4 Nov
Saga MG Team	26 Oct	26 Oct	8 Nov	10 Nov
Saitama MG Team	25 Oct	a/	a/	4 Nov
Shimane MG Team	24 Oct	30 Oct	8 Nov	22 Nov
Shiga MG Team	22 Oct	25 Oct	a/	4 Nov
Shikoku MG Region b/	23 Oct	25 Oct	1 Nov	5 Nov
Shizuoka MG Team	25 Oct	a/	3 Nov	4 Nov
Tochigi MG Team	20 Oct	26 Oct	2 Nov	8 Nov
Tohoku MG Region	21 Oct	25 Oct	a/	4 Nov
Tokai-Hokuriku MG Region	21 Oct	25 Oct	30 Oct	5 Nov
Tokyo MG Team	18 Oct	26 Oct	29 Oct	3 Nov
Tottori MG Team	28 Oct	4 Nov	13 Nov	26 Nov
Toyama MG Team	18 Oct	4 Nov	a/	5 Nov
Wakayama MG Team	22 Oct	26 Oct	2 Nov	8 Nov
Yamagata MG Team	25 Oct	25 Oct	a/	8 Nov
Yamaguchi MG Team	23 Oct	27 Oct	6 Nov	16 Nov
Yamanashi MG Team	25 Oct	a/	a/	a/

a/ Receipt not acknowledged.
b/ Receives copies for Kagawa, Tokushima, Kochi, and Ehime teams.

Dates of Receipts

Weekly Summary Number	159	160	161	162
Weekly Summary Date	24-30 Oct	31 Oct-6 Nov	7-13 Nov	14-20 Nov
Date Mailed	12 Nov	16 Nov	23 Nov	27 Nov
UNIT				
Aichi MG Team	13 Nov	18 Nov	a/	2 Dec
Akita MG Team	18 Nov	22 Nov	1 Dec	a/
Aomori MG Team	17 Nov	20 Nov	1 Dec	6 Dec
Chiba MG Team	23 Nov	23 Nov	1 Dec	7 Dec
Chugoku MG Region	18 Nov	19 Nov	26 Nov	3 Dec
Fukui MG Team	15 Nov	a/	29 Nov	3 Dec
Fukuoka MG Team	16 Nov	18 Nov	26 Nov	4 Dec
Fukushima MG Team	15 Nov	18 Nov	24 Nov	3 Dec
Gifu MG Team	17 Nov	a/	26 Nov	2 Dec
Gumma MG Team	16 Nov	a/	27 Nov	a/
Hiroshima MG Team	16 Nov	19 Nov	26 Nov	4 Dec
Hokkaido MG Region	17 Nov	18 Nov	26 Nov	3 Dec
Hyogo MG Team	15 Nov	19 Nov	24 Nov	2 Dec
Ibaraki MG Team	17 Nov	a/	26 Nov	3 Dec
Ishikawa MG Team	15 Nov	20 Nov	26 Nov	3 Dec
Iwate MG Team	18 Nov	23 Nov	2 Dec	7 Dec
Kanagawa MG Team	13 Nov	18 Nov	23 Nov	2 Dec
Kanto MG Region	15 Nov	a/	26 Nov	3 Dec
Kagoshima MG Team	17 Nov	18 Nov	28 Nov	2 Dec
Kinki MG Team	15 Nov	22 Nov	24 Nov	2 Dec
Kumamoto MG Team	16 Nov	20 Nov	27 Nov	6 Dec
Kyoto MG Team	15 Nov	19 Nov	24 Nov	2 Dec
Kyushu MG Region	15 Nov	a/	4 Dec	4 Dec
Mie MG Team	16 Nov	18 Nov	26 Nov	4 Dec
Miyagi MG Team	15 Nov	a/	24 Nov	2 Dec
Miyazaki MG Team	18 Nov	20 Nov	29 Nov	6 Dec
Nagano MG Team	17 Nov	a/	30 Nov	4 Dec
Nagasaki MG Team	16 Nov	22 Nov	27 Nov	a/
Nara MG Team	15 Nov	19 Nov	26 Nov	3 Dec
Niigata MG Team	17 Nov	22 Nov	26 Nov	a/
Oita MG Team	16 Nov	19 Nov	26 Nov	6 Dec
Okayama MG Team	15 Nov	18 Nov	26 Nov	7 Dec
Osaka MG Team	15 Nov	a/	24 Nov	2 Dec
Saga MG Team	17 Nov	18 Nov	7 Dec	7 Dec
Saitama MG Team	16 Nov	a/	26 Nov	2 Dec
Shimane MG Team	a/	29 Nov	29 Nov	6 Dec
Shiga MG Team	15 Nov	19 Nov	26 Nov	2 Dec
Shikoku MG Region b/	15 Nov	18 Nov	a/	3 Dec
Shizuoka MG Team	16 Nov	20 Nov	29 Nov	2 Dec
Tochigi MG Team	16 Nov	18 Nov	29 Nov	6 Dec
Tohoku MG Region	15 Nov	18 Nov	24 Nov	2 Dec
Tokai-Hokuriku MG Region	16 Nov	18 Nov	1 Dec	2 Dec
Tokyo MG Team	16 Nov	a/	24 Nov	3 Dec
Tottori MG Team	a/	26 Nov	29 Nov	6 Dec
Toyama MG Team	15 Nov	19 Nov	26 Nov	3 Dec
Wakayama MG Team	15 Nov	20 Nov	26 Nov	3 Dec
Yamagata MG Team	19 Nov	22 Nov	a/	a/
Yamaguchi MG Team	19 Nov	20 Nov	26 Nov	a/
Yamanashi MG Team	a/	a/	a/	a/

a/ Receipt not acknowledged.
b/ Receives copies for Kagawa, Tokushima, Kochi, and Ehime teams.

AGRICULTURE DIVISION

LAND REFORM

1. Term of Office of Land Commissioners Extended

a. Law No 237 "On the Exception to the Tenure of Office and Others of Members of City, Town, or Village Agricultural Land Commissions and on Metropolitan, Hokkaido, or Prefectural Agricultural Land Commissions" (Weekly Summary No 164), promulgated 10 December 1948, extends the terms of the present land commissioners until 30 June 1949 to allow time for re-examination of established election procedures and commissioner categories. The Japanese Government is planning legislation for introduction in the Diet in the near future, to amend the Agricultural Land Adjustment Law in an effort to reconcile commissioner categories with the changed tenancy situation. Until such legislation is enacted, or until 30 June 1949, general elections will not be held. However, elections to fill vacancies created by death, resignation, or recall will be held in accordance with present procedures.

2. Special Problem Cases Involving Land Reform

a. From 1 July-15 November 1948, 196 special problem cases involving land reform derived from complaints, petitions, reports of violations of land reform law, and other sources came to the attention of Natural Resources Section. Sixty-seven such reports were investigated by the Ministry of Agriculture and Forestry. In 44 cases, the facts were verified, substantially or tentatively, in preliminary or final investigation reports, and appropriate action was taken by Japanese Government officials. In 23 cases, the information reported to Natural Resources Section proved to be untrue, or the parties or circumstances concerned could not be identified. The other 129 instances were noted but not investigated because information was insufficient or the complaints were relatively minor in nature.

b. Cases are summarized by type and disposition as follows:

TYPE AND DISPOSITION OF PROBLEM CASES INVOLVING LAND REFORM a/

Type of Case	Noted Only	Investigation b/ Verified	Investigation b/ Not Verified	Total
Interpretation of the law; complaints against provisions of the law	8	2	0	10
Requests for permission to purchase land (tenants of record of 23 Nov 45 or other established right)	7	7	1	15

(Cont'd)

TYPE AND DISPOSITION OF PROBLEM CASES INVOLVING LAND REFORM a/ (Cont'd)

Type of Case	Noted Only	Investigation b/ Verified	Investigation b/ Not Verified	Total
Requests for permission to purchase land (no established right)	10	1	0	11
Requests for exemption from purchase or for right to establish cultivation rights on own land	20 c/	1	1	22
Tenants unable to purchase because of 2 tan provision	1	0	1	2
Purchases of owner's retention rate	1	0	0	1
False registration to evade purchase or obtain higher price	5	0	4	9
Evasion of purchase other than false registration	1	2	5	8
Black-market sales, other illegal transfers of title	7	6	3	16
Black-market rents and rents paid in kind	2	0	0	2
Eviction of tenants, taking back of land	5	3	3	11
Misuse of consolidation and regrouping provisions	5	0	0	5
General complaints or statements of partiality of land commissions or domination of commission or village by one group	9	1	0	10
Corruption in land commissions	18	3	4	25
Working conditions, pay, etc of land commission personnel	3	0	0	3
City planning, use of land for schools, colleges, welfare institutions, recreational purposes	9	13	0	22
Reclamation matters not covered elsewhere	8	3	0	11
Miscellaneous or unclassifiable	10	2	1	13
TOTAL	129	44	23	196

a/ Each separate case regarded as one case except where noted c/, regardless of the number of petitions or complaints received concerning it.

b/ Includes some cases on which final reports have not yet been received. Such cases are entered as verified or unverified on the basis of information available in preliminary reports.

c/ One item noted here covers 31 almost identical petitions for exemption from purchase by Japanese national residents of Hawaii owning land in several prefectures in Japan.

AGRICULTURAL COOPERATIVE ASSOCIATIONS

1. Progress in Organization of Agricultural Cooperatives

AGRICULTURAL COOPERATIVES APPROVED
as of 1 December 1948

	Number
Agricultural cooperatives approved by:	
Prefectural authorities	27,408
Ministry of Agriculture and Forestry	46
Total	27,454
Federations of cooperatives approved by:	
Prefectural authorities	368
Ministry of Agriculture and Forestry	348
Total	716
TOTAL	28,170

SOURCE: Ministry of Agriculture and Forestry

FOOD CROPS

1. Cabinet Policy on Taxation of Delivery Bonuses for 1948 Staple Food Crops

a. The Cabinet decided on 10 December 1948 that no flat exemption or reduction of income taxes will be made on early and excess delivery bonuses for 1948 staple crops. Instruction No 4076, approved by Natural Resources and Economic and Scientific sections, was sent by the Ministry of Finance to regional finance bureaus to inform them of the new policy:

"Rumors and arguments are being heard from time to time that the Government would or should give exemption or reduction, for purposes of the income taxation, to the bonus payable to over-quota delivery of rice. In the interest of equity of tax burden and in view of financial requirements of the Government such exemption or reduction, as in the case of the early delivery bonus, is not appropriate. Furthermore it is not in accordance with tax laws. Therefore, you are requested to take possible steps in order to realize the fair tax burden by reflecting actualities of farmers which is the Government Policy, as is indicated in the following:

1. While it seems likely to happen in most of areas that farmers' income is computed by standard profit rate where any additional income arising out of excess deliveries is not reflected, therefore in case where income tax is assessed on those farmers who make excess deliveries of staple foods, first add the gross income arising out of excess deliveries to the net income computed by the standard rate, then deduct actual extra expenditures for fertilizers, employees, or other special agricultural managements, if there should be such extra cost involved in making such excess crops for excess deliveries, and thereby compute the net taxable income.

2. The extra expenditures involved in excess crops in (1) are calculated by figures in returns made by those farmers. But if they file no or wrong return, the tax office shall make reassessment thereof.

3. Of course, however, the actual computation of the gross income and expenditure is naturally to be made if such is feasible at all.

4. In case where those farmers are deemed to have cropped excess rice but failed to deliver them over quota, the assessment shall be made, after investigation, in accordance with whatever the amount the farmers earned from the blackmarket sales."

2. Petroleum Allocation for January 1949

a. The amounts of petroleum requested for agricultural uses during January 1949 and the amounts approved by G-4, Petroleum Advisory Group, are:

PETROLEUM ALLOCATION FOR JANUARY 1949
(kiloliters)

Usage	Requested by Japanese	Approved
Rice threshing	498	498
Irrigation and drainage	96	96 a/
Tea processing	24	18 b/
Rye processing	45	45
Ramie processing	12	0 b/
Starch manufacturing	263	263
Straw goods	70	46 b/
Flour milling	60	53 b/
Farm transportation	100	100
Farm lighting	1,500	1,100 b/

a/ Includes 26 kiloliters for land development activities in Kyushu
b/ Reduced to 1948 usage

LIVESTOCK

1. Livestock Slaughter in September

LIVESTOCK SLAUGHTER a/
(kilograms)

	September 1948		September 1947	
Animal	Number	Carcass Weight	Number	Carcass Weight
Cattle	18,904	3,341,128	21,467	3,861,798
Calves	913	35,077	662	27,962
Hogs	17,657	951,132	6,010	306,848
Horses	4,326	650,735	5,981	913,387
Goats	271	3,429	388	5,390
Sheep	39	723	98	1,619
TOTAL		4,982,224		5,117,004

a/ These monthly reports are incomplete and include only inspected meat slaughtered in licensed slaughter houses as reported by prefectural sanitary inspectors. The reports include no allowance for "black-market" or uninspected meat.

SOURCE: Ministry of Agriculture and Forestry

FERTILIZER

1. Present Deliveries of Fertilizer for Rice

a. Natural Resources Section informed Eighth Army, Military Government, that a ruling of the Ministry of Agriculture and Forestry permits until 31 December 1948 the distribution of from one to three kan 1/ per tan 2/ of nitrogenous fertilizer to farmers for the spring rice crop. Farmers may also purchase phosphatic fertilizer not exceeding ½ kan per tan. After 31 December 1948, purchases will not be permitted until shortly before the rice planting season begins. The exact amounts of these fertilizers to be distributed depend on the location of the prefecture. In Hokkaido, for example, farmers may obtain an advance delivery of three kan per tan of nitrogenous fertilizer.

1/ One kan equals 8.267 pounds.
2/ One tan equals 0.1 cho or 0.245 acres.

ITEMS ATTACHED TO COPIES OF THE WEEKLY SUMMARY FOR ATTENTION OF MILITARY GOVERNMENT TEAMS

1. Notification on Establishment of Race Tracks and Golf Links

a. Joint Order No 4078, "Establishment of Horse Race Tracks and Golf Links" by Ministry of Construction and Ministry of Agriculture and Forestry, dispatched 9 December 1948 to prefectural governors and directors of district agricultural land offices (Item 1). The order instructs prefectural governors to prevent the establishment of race tracks and golf links on agricultural land or on land suitable for reclamation. The order also states that construction of race tracks and golf links comes under the scope of a Ministry of Construction ordinance which prohibits the use of critical materials for certain specified types of construction.

2. Funds to Cash Payment Vouchers

a. Instruction No 23 Nokyoku 4454, from the director, Agricultural Administration Bureau, Ministry of Agriculture and Forestry, to the chiefs of prefectural agricultural cooperative sections, approved by Natural Resources Section and dispatched 8 December 1948 (Item 2). The instruction outlines procedures for obtaining funds to cash payment vouchers for staple food crops.

FISHERIES DIVISION

GENERAL

1. Organization of the Fisheries Agency

a. The organization of the Fisheries Agency, Ministry of Agriculture and Forestry, is shown in the chart on page 12. The chart lists departmental and section chiefs with their corresponding dates of appointment. In some instances the section chiefs held the same positions in the Bureau of Fisheries before the establishment of the Fisheries Agency on 1 July 1948.

COOPERATIVES AND ASSOCIATIONS

1. Press Conference on the Fisheries Cooperative Law

a. A representative of Natural Resources Section made the following statement on the Fisheries Cooperative Law (Weekly Summary No 163) at a press conference sponsored by Civil Information and Education Section on 11 December 1948:

"The enactment of the Fisheries Cooperative Law by the Diet on 27 November 1948 marks the beginning of a new era for the common fisherman. This legislation provides the foundation on which the working fisherman can build democratic organizations aimed at bettering his own economic and social welfare and, at the same time, do the most towards rehabilitating his nation.

"The fishermen of Japan, the Fisheries Agency, and the Diet worked as a team on the fisheries cooperative legislation and all are now to be congratulated. The fishermen's freely expressed desire for cooperatives speeded the preparation and passage of this law. This is an indication that democracy has taken root in Japan and that the law makers recognize the voice of the people.

"The law provides for the dissolution of all existing fisheries organizations within eight months after its effective date. This provision will abolish the village and prefectural fishing associations and the aquatic products manufacturers' associations. These associations were formed by the government during the war to provide a means of government control of coastal fisheries and have frequently been used by village bosses to dominate the lives of the small-scale fishermen.

"The new law authorizes fisheries cooperatives but does not make their establishment mandatory. The cooperatives formed under the law will be organized along democratic lines with one vote per member, open

ORGANIZATION OF FISHERIES AGENCY
(1 July 1948)

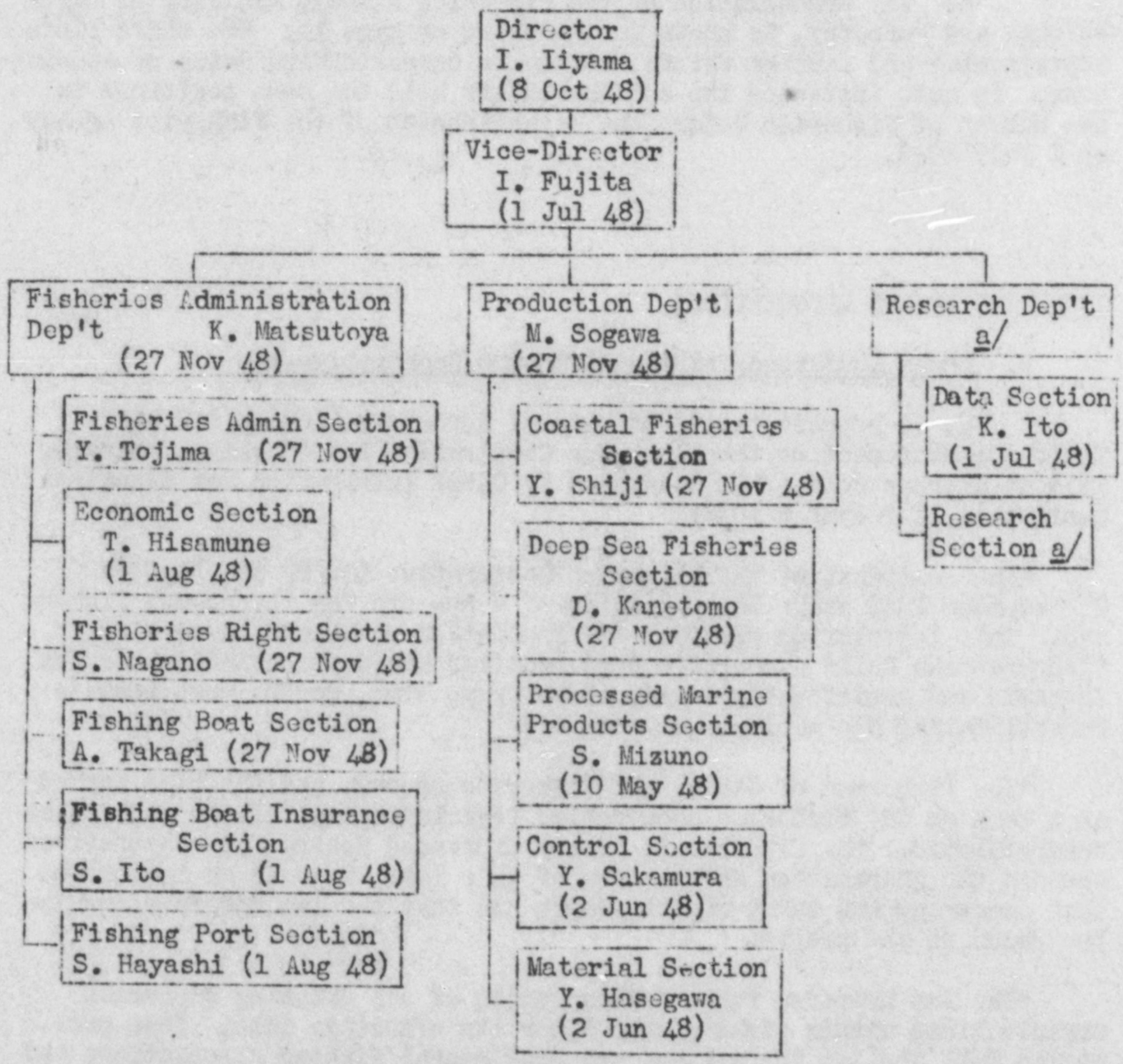

a/ Chief not appointed as of 11 December 1948

membership to all fishermen, election of the officials by secret ballot, distribution of profits on the basis of participation, and other safeguards for the economic and social welfare of the members.

"Three types of cooperatives and two kinds of federations are authorized by the law. This permits the formation of cooperatives to meet the various needs of the fisherman and yet protects him against exploitation by any groups having interests different from his own.

"The Fishermen's Cooperative Association authorized in the law will serve those fishermen who wish to engage in cooperative marketing of their catch, purchasing of materials, financing of fishing operations, and service functions of a similar nature. A cooperative may be formed any place in Japan where 20 or more fishermen so desire. The area of operation for any cooperative will be determined by its articles of incorporation; however, cooperatives whose membership is restricted to a specific type of fisheries must exceed one village. Federation of fishermen's cooperatives is permitted by the law; however, federations which carry on the business of financing are not permitted to conduct other business. Federations of fishermen's cooperatives are restricted in size to either the area of one prefecture, or a total membership of 300 members.

"Fishermen desiring to pool their resources and carry on a cooperative fishing enterprise may do so by organizing a Fishermen's Production Cooperative. The law permits the establishment of this type cooperative by seven or more persons in any locality where fishing operations are conducted. The members of these cooperatives must actually engage in the fisheries conducted by the organization. Marine products processors may organize to obtain the benefit of cooperative service activities by forming Marine Products Processors Cooperatives. Fifteen or more processors are required to establish a cooperative of this type and the law places no restrictions on the area to be served. Organizations of this type are also permitted to federate in the same manner as fishermen's cooperatives.

"Cooperatives formed under the new law will be given priority in the purchase of assets owned by the fishing association being liquidated. Transfer of property from the associations to cooperatives is also authorized by the new law.

"Fishermen are still faced with a long, hard struggle in their fight to free themselves from boss domination and must always be on the alert to prevent former bosses from gaining control of their cooperatives. Hard work and vigilance on the part of fishermen, and continued nonpartisan consideration by the lawmakers of much-needed additional legislation, remains a vital necessity. The first step has been taken in the form of this cooperative legislation. However, the complete dissolution of all existing fisheries associations and authorization for the formation of democratic cooperatives by fishermen will not, by itself, democratize the fishing communities of Japan.

"The common fisherman must build new cooperatives on the sound democratic principles set forth in the law. He must exercise the power given by the law to make his cooperatives comply with the spirit as well as the letter of the law. If the fishermen study the laws in detail until they know their contents, know who is eligible for membership and what business they can transact, and know what their rights or responsibilities are as members, the cooperatives formed under this law are certain to play a major part in democratizing the coastal villages of Japan."

2. Information and Education Plan for Fisheries Cooperatives

a. The Ministry of Agriculture and Forestry has finalized an information and education plan for fisheries cooperatives (Weekly Summary No 163), which is being put into operation immediately. Text of the plan is:

INFORMATION PLAN FOR FISHERIES COOPERATIVES

PURPOSE

"1. The aim of this plan is to inform fishermen and marine products processors of the purposes and provisions of new laws which provide for the organization of democratically controlled fisheries cooperative associations and for the dissolution of existing fisheries organizations.

"2. The plan also aims to encourage fishermen and marine products processors to participate actively and intelligently in the application of the laws.

THEMES

"1. The need for the organization of cooperative associations controlled by working fishermen should be explained, emphasizing the feudalistic relationships and other unfair and undemocratic defects in the existing fishermen's associations.

"2. The contents of the new laws should be explained in simple terms. The explanations should cover the procedures for dissolving the old associations and for organizing cooperatives and the different types of cooperatives and their possible functions.

a. The Fisheries Cooperative Association Law. Generally stated, fishermen and persons engaged in fisheries industries may organize cooperatives to engage in one or more specified functions such as receiving deposits and lending money, buying and selling for members, processing and selling marine products, owning and operating facilities, and promoting improved techniques. The following types of cooperatives are authorized:

(1) Fishermen's Cooperative Assn. To offer services to members who, however, retain their individual operating entities.

(2) Fishermen's Production Assn. To exist as an operating entity which operates fisheries and divides the proceeds among the members.

(3) Federation of Fishermen's Cooperative (or Production) Assns. To offer services to individual associations.

(4) Marine Products Processing Cooperative Assn. To offer services to members who, however, retain their individual operating entities.

(5) Federation of Marine Products Processing Cooperative Assns. To offer services to individual processing associations.

b. The Fisheries Organization Adjustment Law. This law outlines procedures for the dissolution of existing fisheries organizations which must be accomplished within eight months after the effective date of the law (effective date expected to be 1 February 1949). Provisions are made for equitable distribution of property and assets under the supervision of elected property disposal boards. New cooperatives have priority in acquiring the property and assets of dissolved associations. Excepted temporarily from the dissolution requirements are fishermen's associations which own fisheries rights and the right to use such rights or which own common of piscary rights. The exempted associations can continue to administer their rights pending the expected enactment of rights reform legislation.

"3. The benefits offered by the new laws to the average fishermen and his family should be explained. Emphasis should be on the opportunities for economic improvement, democratic control, and improved family living.

a. Working fishermen control the associations, and every member has an equal vote in electing directors and guiding policy. Membership is voluntary, and more than one association may be formed in a village.

b. The economic returns from cooperative enterprises will be divided among the members according to their productive or business contributions.

c. Fishermen and their families have the opportunity to engage cooperatively in many activities, previously neglected, to improve life in their villages. Women especially should be encouraged to take advantage of these opportunities.

d. It should be stressed that a successful democratic cooperative movement requires active and informed participation by the members.

"4. The importance of fishing to Japan as a source of food and employment should be explained. Nonfishing people should be told in general terms about the importance of the new laws to them.

a. Fish is the principal source of animal protein in the Japanese diet.

b. Japan has 2,911 fishermen's associations and about 1,500,000 persons engaged in fishing enterprises.

PRINCIPLES FOR OPERATING THE PLAN

"1. The information should be presented in simple terms understood by working fishermen. Test surveys should be made occasionally to determine the effectiveness of the information materials.

"2. The cooperation of various democratic organizations already present in the fishing industry should be sought.

"3. Fishermen must be made to realize that control from above or by feudalistic interests is ended. The fishermen themselves must organize and run the cooperative associations.

"4. Special efforts should be made to enlist the interest and participation of women in the fisheries cooperative movement.

"5. This information plan will be in operation for at least until 31 December 1949. The use of media and the applicability of themes will be reviewed at three-month intervals.

MEDIA OF INFORMATION

"1. Publications

a.	The A-B-C of the Fisheries Cooperative Association Laws (leaflet)	1,500,000 copies. To be distributed in January.
b.	Fishermen and Cooperatives (pamphlet)	32,500 copies. To be distributed in February.
c.	Sound Management for Your Fisheries Co-op (pamphlet)	32,500 copies. To be distributed in March.
d.	Texts of Laws and Ordinances Concerning the Fisheries Cooperative Laws (booklet)	33,000 copies. To be distributed in January.
e.	Dissolving the Fishermen's Associations (with space for meeting notices)(poster)	16,000 copies. To be distributed in January.
f.	How to Form Fisheries Co-ops (poster)	16,000 copies. To be distributed in February.

g. Regular articles and reports in Norin Koho, semimonthly information bulletin, and Norin Jiho, monthly administrative bulletin, both published by the Ministry of Agriculture and Forestry.

"2. Press

a. The Ministry will issue a regular flow of news releases to interpret complex parts of the new laws, to report progress in the dissolution of old associations and the formation of cooperatives, and otherwise expedite administration of the laws.

b. Ministry officials will hold press and magazine conferences to supplement the press releases and to reply to questions. At least one conference should be held in December and two each month in January, February, and March.

c. The Information Section and the Fisheries Agency will conduct Tokyo newsmen, magazine writers, and photographers on a one-day tour early in January to a typical fishing village near Tokyo for the purpose of familiarizing the correspondents with actual conditions in the village.

"3. Radio

a. The Broadcasting Company of Japan will be asked to cooperate in promoting this campaign on the radio. Radio time will be sought on "The Early Bird", "Tomorrow's Food", "The New Farm Village", "Man on the Street", "The National Radio Forum", and other feature broadcasts. Prefecture officials should seek the cooperation of local stations for broadcasting local programs.

"4. Films

a. Film Strip: "The Formation of a Fishermen's Co-op"
100 prints. To be distributed in February.

b. Film Strip: "Managing a Fishermen's Co-op"
100 prints. To be distributed in March.

c. Newsreel. The cooperation of newsreel companies will be sought to photograph special events such as the signing of the law, the approval of the first cooperatives to be organized, the final date for dissolution meetings, etc.

"5. Connection with Private Organizations.

a. The cooperation of democratically controlled private organizations concerned with fisheries will be sought.

"6. Meetings

a. The prefecture governments will be asked to encourage fishermen and processors to hold local meetings to discuss the new laws. These discussions should take place before the first formal dissolution or organization meetings. The "A-B-C" leaflet and various pamphlets can be used as the basis for discussion.

"7. Prefecture Activities

a. Based on this plan with due consideration to the specific conditions and problems of each district, the prefectures are asked to develop information plans and to carry out effective information activities according to their plans.

b. The assistance of prefecture and village leaders in agricultural cooperative associations should be sought to make use of their suggestions based on the one-year experience of the agricultural cooperative movement."

EQUIPMENT AND SUPPLIES

1. Policy Governing Ship Construction

a. Mr A. Takagi, Fishing Boat Section, Fisheries Agency, submitted a copy of a letter from the Fisheries Agency to governors of prefectures, subject, "Construction Plan of Fishing Boats". The letter explained a policy governing ship construction, the principal features of which are:

(1) No construction will be approved by Fisheries Agency on new fishing boats except as replacements for old, wornout, or sunken vessels, either steel or wooden, of such categories as those for which official authorization is required by Supreme Commander for the Allied Powers or by the Japanese Government.

(2) Construction of a substitute vessel will be authorized only within the limit of the gross tonnage of the vessel which is being replaced.

(3) The old vessel shall either be scrapped or converted for purposes other than fishing except in some cases where conversion to fish carriers can be made.

b. This policy has been established to prevent further expansion of the Japanese fishing fleet which has now reached the prewar level of 1939 and which is considered adequate to maintain the present level of production within the authorized fishing area.

2. Domestic Hemp Allocation for 1948 Calendar Year

a. Discussed allocation of the 1948 domestic hemp crop with representatives of Economic and Scientific Section, the Ministry of Commerce and Industry, and the Fisheries Agency. Total production on the harvest just completed was about 3,600,000 pounds Seima (semiprocessed fiber) and Hima (coarse fiber) grade, or 5,700,000 pounds all-Hima grade.

On a Seima-and-Hima grade basis, farmers will receive about 10 percent of the crop, or 360,000 pounds; fisheries will receive 55 percent, or 2,000,000 pounds; and other industries, 35 percent, or 1,240,000 pounds.

b. The allocation for fisheries is somewhat less than the estimated requirement, but an adjustment was made for fisheries in accordance with current and anticipated receipts of abaca and other substitute fibers, as domestic hemp is being allocated as a substitute for abaca on an experimental basis.

FISHERIES RESEARCH

1. Use of Lights in Catching Fish

a. Use of electric lights for increasing the catch of fixed net fisheries was demonstrated under actual fishing conditions during the summer of 1948 off Cape Uomi, near Atami, Shizuoka Prefecture. These experiments indicated that the catch could be increased 20-30 percent with a substantial saving in the amount and cost of gear.

b. Knowing that fish gather around a light, Mr T. Sasaki, of the Nishima Laboratory of the Physical and Chemical Research Institute, began experimenting in 1945 with lights to lure fish into nets. These experiments were conducted first in Lake Hamana to develop techniques and later applied to full-scale commercial fishing operations off Atami.

c. The method consists of using lights, similar to the headlight of an automobile, with bulbs of 150 watts and a reflector. Twenty of these lights are placed at a depth of two meters in a single row. They are spaced 20 meters apart and begin from a point about 300 meters offshore, or at the inshore end of the leader of a fixed net. The first 19 lights are so hung that the beams of light shine down toward the sea bottom. The 20th, or the end light in the row, located in the pocket of the net, casts its beam horizontally toward the row of lights extending from offshore. (See sketch on page 20) At dusk the lights are switched on by a cable connected with a land-based power unit. The lights burst into brillance through the water, illuminating about 400 meters in a straight line Fish are attracted towards these lights. Then, the lights are turned off successively at five-minute intervals, beginning with the first light. Fish congregated under a light tend to move to the next light when the light above them is switched off. In this manner, the fish are lured along the string of lights to the funnel-shaped guiding nets and into the pocket of the box net where they are trapped. The operation is repeated twice during the night. Results on a moonless night are better than those on a moonlight night.

DIAGRAM SHOWING USE OF LIGHTS WITH FIXED NET

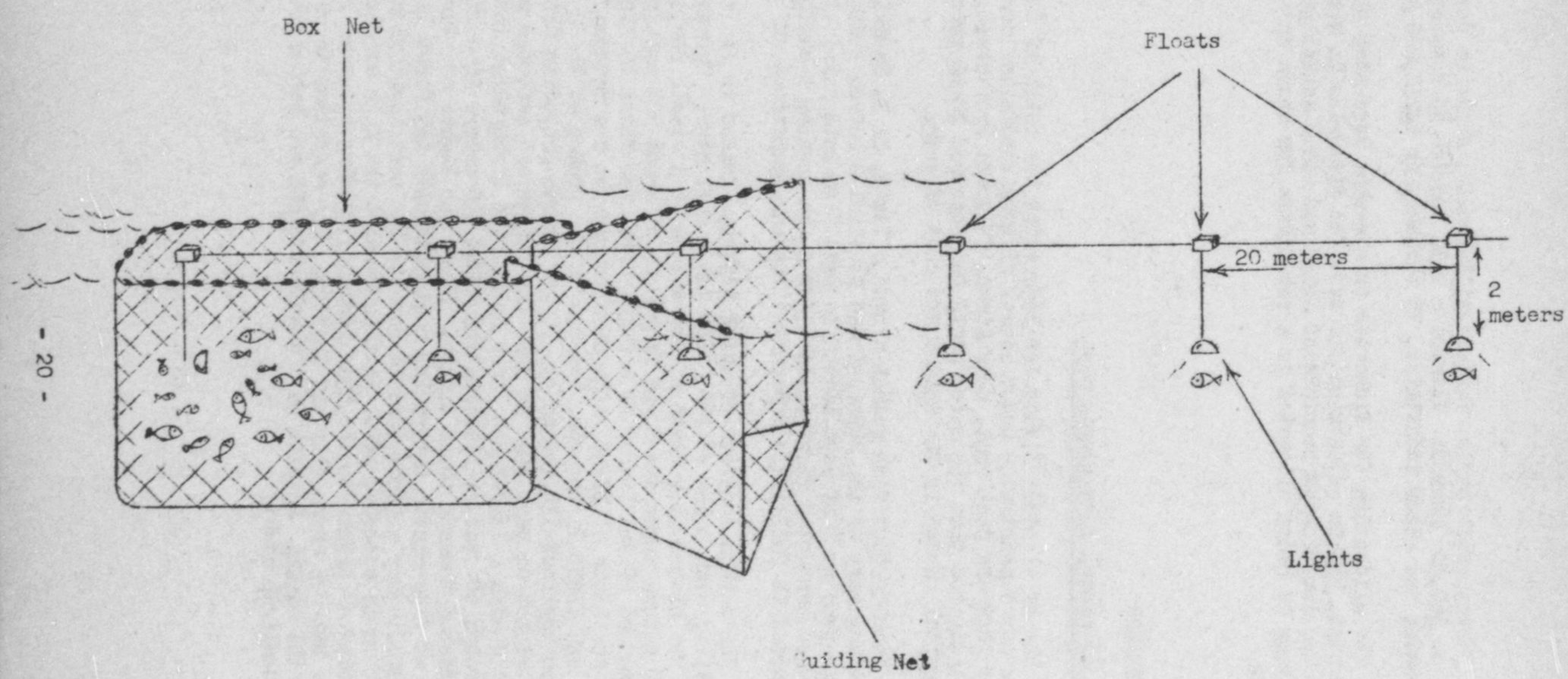

d. Although the use of lights for this type of fishing is still in an experimental stage, recent trials have impressed some fishermen with the practicability of the method. The experiments are supported by the Fisheries Agency, Ministry of Agriculture and Forestry, and also by the Ministry of Education. Mr Sasaki points out that the average daily catch by this method, in an experimental period 3 May-20 June, was 600 pounds in each net as compared with 306 pounds using the ordinary type of gear.

MARINE PRODUCTION

1. Receipts of Aquatic Products at Major Urban Centers

RECEIPTS OF AQUATIC PRODUCTS AT MAJOR URBAN CENTERS, AUGUST 1948
(metric tons)

City	Total Receipts	Daily Average	Main Species		1947 Total Receipts
Yokohama	3,208	103	bonito	508	2,545
Tokyo	12,622	407	squid and octopus	1,223	8,911
Nagoya	1,883	61	mackerel	45	1,868
Kyoto	1,243	40	sardine	261	826
Osaka	5,116	165	sardine	798	4,480
Kobe	2,549	82	squid and octupus	109	1,685
Fukuoka	1,983	64	sardine	689	1,173
TOTAL	28,604	922			21,488

SOURCE: Fisheries Agency

RECEIPTS OF AQUATIC PRODUCTS AT MAJOR URBAN CENTERS, SEPTEMBER 1948
(metric tons)

City	Receipts	Daily Average	Main Species		Receipts Sep 47
Tokyo	11,418	368	squid and octopus	1,820	7,789
Yokohama	3,501	114	bonito	576	2,910
Osaka	6,137	198	sardine	524	3,246
Kobe	2,883	93	sardine	626	1,789
Nagoya	1,740	56	sardine	84	938
Fukuoka	3,706	120	sardine	1,919	1,466
Hiroshima a/	1,358	43	sardine	333	a/
Kyoto	1,817	58	sardine	227	958
TOTAL	32,560	1,050			19,096

a/ Receipts at Hiroshima have not been reported previously.
SOURCE: Fisheries Agency

WHALING

1. Coastal Whaling Catch

COASTAL WHALING CATCH

Species	Number	Products	Amount (metric tons)
		14-20 Nov	
Blue	4	Whale oil	25.61
Sei	4	Sperm oil	91.14
Sperm	56	Meat	336.88
TOTAL	64	Blubber for food	95.60
		Blubber for leather	50.74
		Bone meal	26.66
		Others	127.10
		TOTAL	753.73
		28 Dec 47-20 Nov	
Blue	43		
Fin	167		
Sei	519		
Humpback	12		
Sperm	704		
TOTAL	1,445	TOTAL PRODUCTS	21,407.97

WHALING ERRATUM

1. Revised Report on Coastal Whaling

a. The Ministry of Agriculture and Forestry submitted revised data on the products yields of the coastal whaling catch for the week ending 13 November 1948 (Weekly Summary No 164) as follows: sperm oil, 86.91 metric tons; meat, 225.17 metric tons; and bone meal, 19.56 metric tons. These corrected data change the cumulative season total products to 20,654.24 metric tons.

ANTARCTIC WHALING ERRATUM

1. Correction to Article in Weekly Summary No 162

a. Paragraph 1, a, (1) under Antarctic Whaling in Weekly Summary No 162 should read: "The Shonan Maru No 11, a catcher boat of the first fleet, replaced the Kyo Maru No 3 ....."

FORESTRY DIVISION

ECONOMICS

1. Press Conference on "Forestry Problems in Japan"

a. A Natural Resources Section representative presented the following paper at a Japanese newspaper conference sponsored by Civil Information and Education Section:

"Forestry Division, Natural Resources Section, has been studying the Japanese forestry situation for more than three years. Judged on the basis of all available data, the situation is alarming.

"Simply stated, Japan's timber is being cut faster than it is being replaced through growth. The accessible coniferous forests, in particular, are being cut more than 2½ times as fast as these forests are growing. This means that in 20 to 25 years the coniferous saw timber of Japan will be exhausted; many forest owners and sawmill operators will be ruined; hydroelectric power will be further reduced; water shortages will continue to injure food crops; erosion and floods will continue to damage crop lands, destroy homes, and endanger lives; and the prospects for the economic rehabilitation of Japan will be seriously threatened.

"What can be done to remedy this truly desperate situation?

"In the first place, it must be clearly understood that no correction of the results of poor forestry practices, such as have caused the present situation, can be made overnight. Trees grow slowly. Decades will be needed to rehabilitate Japan's forests to meet domestic requirements, and still more decades will be required to reach full timber productivity.

"In the second place, unless corrective measures are undertaken at once, the Japanese forestry situation will become progressively worse and the opportunity to correct it progressively more difficult. The measures recommended here are those which have been evolved as a result of long study by scientists of Natural Resources Section. They are directed to the vast numbers of forest users and forest owners in Japan.

"Short-range programs will not remedy the timber shortage, but they will do much to alleviate it within the shortest possible time. These measures include (1) improved utilization of timber products; (2) use of wood fuel substitutes; and (3) protection of forests from insects, fire, and disease. They are discussed in detail below:

1. Improved Utilization of Timber Products: Logs are not now being channeled from the forest to their highest usage. Too many good veneer logs are being used for sawlogs. Too many good sawlogs are being used for paper pulp. Too many good pulp logs are being used for fuel. Improved methods of stacking logs should be practiced to reduce deterioration in storage. Finished lumber should be handled with care, protected from

weather, and piled carefully after it leaves the sawmill. Wood preservatives should be used more extensively, for these preservatives will extend by several fold the life of railroad ties, mine props, telephone poles, piling, bridge timbers, and foundation timbers of buildings. In addition, the manufacture of pulp by high-yield processes will result both in improved manufacturing processes and a better utilization of wood. More durable plywood can be manufactured by the use of water-resistant glues.

2. Use of Wood Fuel Substitutes: Perhaps the most effective opportunity for immediate conservation of wood is the use of woodfuel substitutes. Natural gas from Japan's fields is an acceptable substitute for gasumaki and charcoal being used in automobiles and homes. Carbonization of lignite, of which there are extensive deposits in Japan, makes this normally low-grade fuel usable for household cooking and heating. Electricity is a desirable substitute for wood fuel in the Japanese home. The potential hydroelectric capacity of Japan still is only partially developed and represents an extremely important possibility for the conservation of timber resources in Japan.

3. Protection of Forests from Insects, Fire, and Disease: Substantial quantities of timber are being lost through destruction of pine forests by the pine bark beetle. During recent years, reports indicate that more than 3½ million koku of pine has been killed annually by bark beetles. Therefore, the development of facilities for salvaging the dead timber would effect an immediate saving of resources. Losses by fire and disease, while relatively small in Japan, can be virtually eliminated through control and salvage operations.

"In addition to the short-range measures just outlined, there are five major categories of long-range programs which can do much to make Japan self-sufficient in forest products. These are:

a. Improved management practices

b. Reforestation of denuded areas

c. Rehabilitation of forests deteriorated to coppice

d. Opening of inaccessible forests

e. Afforestation of genya

"The people of Japan must be told through the Japanese press and every other medium of public information how and to what extent the forests are being overcut. They must be told that economic recovery of their country is dependent to a considerable extent upon their forest resources, that these resources are not inexhaustible, and that serious depletion is probable in the near future unless a program of conservation is undertaken immediately. Through the efforts of far-sighted and public-spirited organizations, this program can be successful."

RESOURCES

1. Bark Beetle Control Conference

a. A Natural Resources Section representative discussed results of bark beetle control research with 25 representatives of Japan's principal forest experiment stations and officials of the Bureau of Forestry.

b. In the discussion on control of the bark beetle infestation in sugi and hinoki (Japanese cedar and cypress) in Kyushu, four control methods were pointed out as effective: (1) cutting, peeling, and burning bark, (2) storing logs under water, (3) roasting logs, and (4) treating logs with carbon disulfide. The cut, peel, and burn treatment is most commonly used. The sugi-hinoki beetle infestation in Kyushu was reported to be under control. In all, 14,000 cho 1/ were affected; 135,234 trees, totaling 69,011 koku 2/, were infested, all of which were treated by 30 November 1948. Precautions recommended to check the spread of sugi-hinoki infestations were: (1) prompt treatment of infested trees, (2) prompt treatment of all windfalls, (3) improvement cuttings to remove unthrifty trees, (4) cutting vines that wind around and weaken trees. The best time for beetle control treatment in Kyushu is September and October, and all trees should be treated before spring, because the adult insects emerge then. A plea was made for central government recognition of the beetle infestation danger and for improved coordination of activities among control agencies.

c. Forestry officials in Kyushu hope that all currently infested pine trees will be treated by the end of February 1949.

d. Representatives from other localities in Japan reported on the use of insecticides for spraying peeled bark, when burning is not practicable. DDT in water is only moderately effective, but a moderate concentration of DDT in pine oil gives very good results. Spraying logs with DDT does not prevent attack by beetles later. Benzine-hexa-chloride is superior to DDT.

e. Representatives from Kyushu reported that pine bark beetles had attacked an underground telephone cable and bored holes through the lead protective covering. The cable had been treated on the outside with pine products. The beetles probably had been living in the roots of nearby pine trees. The Natural Resources Section representative recalled that a similar instance had been reported a few years ago in the United States.

f. The Natural Resources Section representative pointed out that, while study of and experimentation with other methods should continue, the cut, peel, and burn method should be applied vigorously and that probably this method always will have to be used chiefly, as the life history of bark beetles protects them against insecticides.

1/ One cho equals 2.451 acres.
2/ One koku equals 9.827 cubic feet.

ITEMS FOR THE ATTENTION OF MILITARY GOVERNMENT TEAMS

1. Distribution of Bark Beetle Control Posters

a. The Bureau of Forestry, Ministry of Agriculture and Forestry, has received an initial supply of 20,000 14-x 21-inch colored pine bark beetle control posters (Weekly Summary No 162), which are to be distributed to prefectural forest offices and national forest regional offices.

b. Military government teams are requested to exercise surveillance over the distribution of the posters by the prefectural and regional forestry offices and the posting of them throughout the prefecture.

c. The next few months are of vital importance in the bark beetle control program. All infested trees should be cut, and the bark peeled off and burned before spring, when adult insects emerge from such trees and attack others. The bark beetle control poster should be an effective means of enlisting public support for the eradication program.

d. The schedule for distribution of these posters is shown:

DISTRIBUTION OF PINE BARK BEETLE CONTROL POSTERS

Prefectural Forest Offices	Number	Prefectural Forest Offices	Number
Hokkaido	20	Shiga	50
Aomori	20	Kyoto	220
Iwate	30	Osaka	100
Miyagi	30	Hyogo	500
Akita	70	Nara	50
Yamagata	70	Wakayama	100
Fukushima	50	Tottori	100
Ibaraki	100	Shimane	100
Tochigi	100	Okayama	500
Gumma	100	Hiroshima	300
Saitama	100	Yamaguchi	300
Chiba	50	Tokushima	100
Tokyo	100	Kagawa	100
Kanagawa	250	Ehime	100
Niigata	50	Kochi	100
Toyama	50	Fukuoka	200
Ishikawa	50	Saga	200
Fukui	50	Nagasaki	500
Yamanashi	200	Kumamoto	500
Nagano	50	Oita	150
Gifu	100	Miyazaki	350
Shizuoka	100	Kagoshima	350
Aichi	100		
Mie	50	TOTAL	6,860

(continued)

DISTRIBUTION OF PINE BARK BEETLE CONTROL POSTERS (CONT'D)

National Forest Regional Offices	Number
Aomori	450
Akita	400
Maebashi	900
Tokyo	1,000
Nagano	900
Nagoya	500
Osaka	3,300
Kochi	1,100
Kumamoto	4,340
Bureau of Forestry	250
TOTAL	13,140

MINING AND GEOLOGY DIVISION

MINING AND MILLING

1. Preparation of Mineral Production Data for United Nations

a. In response to a request from the United Nations through the Economic and Scientific Section, Natural Resources Section prepared a statistical report on mineral production in Japan for use in the United Nations Statistical Yearbook. The report is shown on pages 31-35.

2. Jarosite Resources of Japan

a. Jarosite is a soft, yellowish-brown mineral containing 9.4 percent potash, 31.9 percent sulfur trioxide, 47.9 percent iron sesquioxide, and 10.8 percent water. In Japan it occurs with limonite iron ore deposits near areas of recent volcanic activity. In the past jarosite was regarded as waste rock, but recent experiments indicate that it may be an important source of potash fertilizer (Weekly Summary Nos 156 and 157). Experiments by the Tokyo Fertilizer Institute, whereby a low temperature roast drives off sulfur dioxide gas and forms a water soluble potassium sulfate, indicated that the jarosite is as effective as commercial potash fertilizers containing about 12 percent K_2O (potash). Crude jarosite cannot be used directly as a fertilizer, because the pH (hydrogen iron concentration) of this material is low; efforts to neutralize excess acidity with lime were not successful, because the resulting gelatinous iron salt precipitate is injurious to plant life. However, at 600°C a mixture of potassium sulfate and iron oxide is formed; this is used directly as potash fertilizer, with potassium sulfate the only soluble salt.

b. Gumma mine, Gumma Prefecture, contains the most important known jarosite deposit in Japan with reserves estimated at 400,000 metric tons. Other known deposits are at Suwa iron mine, Nagano Prefecture, with a reserve of about 5,000 tons and Aso mine, Kumamoto Prefecture, with a reserve of 25,000 tons. However, little or no mining has taken place at these mines. Other deposits are known at Shiretoko and Tokachi-dake, in Hokkaido, but these are unexplored, and reserves cannot be estimated at the present time.

3. Use of Pyrite in Manufacturing Sulfuric Acid and Fertilizer

a. Although some acid is made from other sulfides, pyrite (iron sulfide) is the principal raw material used in the manufacture of sulfuric acid in Japan. Most of the acid is used in turn in the manufacture of ammonium sulfate and superphosphate fertilizers.

b. The weight of pyrite ore, with an average sulfur content of 40 percent, required in the manufacture of unit quantities of sulfuric acid and fertilizers, is as follows:

0.600 ton pyrite	makes	1 ton 50°Be sulfuric acid (H_2SO_4)
1.2 ton H_2SO_4 50°Be	makes	1 ton ammonium sulfate
0.720 ton pyrite	makes	1 ton ammonium sulfate
0.580 ton H_2SO_4 50°Be	makes	1 ton superphosphate
0.348 ton pyrite	makes	1 ton superphosphate

4. Conference with Mineral Resources Subcommittee, Natural Resources Committee, Economic Stabilization Board

a. Representatives of the Mineral Resources Subcommittee, Natural Resources Committee, Economic Stabilization Board (Weekly Summary No 159), reported on activities of the five technical subcommittees:

(1) Ore Reserve Committee: No activity since last report.

(2) Standardization of Estimating Committee: Studies on standard principles of estimating total ore and grade still in progress.

(3) Mining Methods Committee: Met at Kamioka mine, Gifu Prefecture, and studied mining methods in use. Of all mines inspected, the Committee believes that the highest level of effort is evident at Kamioka. An inspection of Hitachi mine, Ibaraki Prefecture, is scheduled for January 1949.

(4) Milling, Smelting, and Refining Committee: No activity since last meeting.

(5) Undeveloped Resources Committee: Studies on use of garnet as abrasive, pigment, heavy medium for mineral separation, and in ferro-cement paving blocks, revealed that its use in ferro-cement appears to be the most favorable. Experiments will be carried out in this respect. Means of utilizing low-grade pyrite and pyrrhotite will be studied next.

METALLURGY

1. Inspection of Osarizawa, Hassei, and Kunitomi Copper Smelters, and the Kosaka Copper Smelter and Refinery

a. Inspected plants and discussed with operators the metallurgical and operating problems of the Osarizawa and Hassei copper smelters and the Kosaka copper smelter and refinery in Akita Prefecture and the Kunitomi copper smelter in Hokkaido.

b. The Osarizawa plant, Akita Prefecture, consists of a flotation mill and copper smelter. Present monthly production of blister copper is 420 tons, 50 percent of which represents copper recovered from ores and/or concentrates. Most of the remaining 50 percent is derived from copper alloy materials collected during World War II, and a minor portion is repre-

sented by copper contained in industrial scrap. Recommended that: (1) anode molds be replaced or repaired when broken or corroded; (2) the use of acetylene and electric welding be investigated as a means of repairing anode molds; and (3) sulfur and lead contents of blister copper be reduced by more careful blowing in the converter.

c. The Kosaka plant, Akita Prefecture, contains a copper smelter and electrolytic refinery which produces 300 tons of electrolytic copper monthly, more than 95 percent of which represents copper derived from ores and/or concentrates. Recommended that: (1) samples of ore lots be taken for moisture determination at the time the lots are weighed; (2) trolley wires and tracks be repaired; (3) proper charging of the blast furnace be followed; and (4) glue solution for the copper tank house electrolyte be added continuously at a uniform rate by means of reagent feeder.

d. The Hassei copper smelter, Akita Prefecture, is operating at half time, with a monthly production of 150 tons of blister copper. A small amount of brass scrap also is treated. Because of a poor plant layout, operating efficiency is low. Recommended that: (1) the so-called briquetting operation be discontinued; (2) sulfur content of blister copper be reduced by additional blowing in the converter; (3) the smelter employ a mining engineer and geologist for full-time service in the field assisting the small operators who supply ores and concentrates for the plant, thereby insuring more regular deliveries; and (4) ore lots be properly stored under cover.

e. The Kunitomi copper smelter, Hokkaido, operates at half time, with an average monthly production of 70-75 tons of blister copper. Plant operating efficiency is poor, but the management has a program to improve this condition. Natural Resources Section representative recommended that this program be put into effect as soon as possible and that a thorough study be made of the possibilities of treating so-called black ores (complex sulfides) by flotation.

f. None of the plants keep complete sampling, assay, and metallurgical records. Dust and fume losses in all cases are high, because of inadequate collecting facilities and the run-down condition of flues and dust chambers. At all plants, sulfur dioxide is allowed to escape into the air.

g. Recommended at all plants inspected that a program for complete and accurate sampling be instituted, that all assaying be done immediately after taking samples, and that all metallurgical and operating data be compiled daily. The above information was transmitted to the Economic and Scientific Section.

JAPANESE MINING AND QUARRYING PRODUCTION (QUANTITIES)

Commodity	Iron Ores	Manganese Ores (metallurgical grade)	Copper Ores
Description	Iron content	Manganese content	Copper content
Unit	Metric tons	Metric tons	Metric tons
Type of production	Mine production	Mine production	1928-38; Refinery production 1939-47; Mine production
Type of year	Fiscal year a/	Fiscal year a/	1928-38; Calendar year 1939-44; Not known 1945-47; Fiscal year a/
Source	1928-45: NR Report No 69, page 27 b/. 1946-47: c/	1928-45: NR Report in preparation. 1946-47: c/	1928-38; "General Condition of Mining Industry", published by Ministry of Commerce and Industry. 1939-44: NR Report No 44, page 53, b/. 1945-47: c/
Year			
1928	75,645	3,349.0	68,233
1929	87,497	3,068.0	75,469
1930	116,872	3,108.0	79,033
1931	93,778	2,740.0	75,848
1932	95,807	6,688.0	71,877
1933	170,366	8,971.0	69,033
1934	214,880	13,507.0	67,002
1935	250,791	16,972.0	70,914
1936	302,961	17,718.0	77,973
1937	294,282	23,237.0	86,728
1938	342,862	26,719.0	95,241
1939	428,775	27,165.0	52,399
1940	496,128	29,098.0	73,930
1941	628,005	45,738.0	77,043
1942	982,497	65,371.0	83,058
1943	1,190,983	94,763.0	94,729
1944	1,525,483	117,343.0	86,842
1945	488,001	44,182.0	18,700 d/
1946	301,481	13,011.8 e/	20,026
1947	263,544	14,245.4	22,755

a/ 1 April of year reported through 31 March of following year
b/ Based on mine questionnaires
c/ Monthly reports of Japanese Mining Bureau, Ministry of Commerce and Industry
d/ Estimated by Mining Bureau
e/ Estimate based on 1947 grades

JAPANESE MINING AND QUARRYING PRODUCTION (QUANTITIES) (continued)

Commodity	Lead Ores	Zinc Ores	Chrome Ores	
Description	Lead content	Zinc content	Concentrate	
Unit	Metric tons	Metric tons	Metric tons	
Type of production	Mine production	Mine production	Mine production	
Type of year	1928-45: Not known 1946-47: Fiscal year a/	1928-45: Not known 1946-47: Fiscal year a/	1928-45: Not known 1946-47: Fiscal year a/	
Source	1928-45: NR Report No 65, page 36 b/ 1946-47: c/	1928-45: NR Report No 65, page 35 b/ 1946-47: c/	1928-45: NR Report No 64, page 28 b/ 1946-47: c/	
Year			Grade d/	Grade e/
1928	4,751	16,264	1,021	7,459
1929	4,647	17,736	877	8,128
1930	4,176	19,479	2,832	7,625
1931	5,084	20,959	2,348	6,261
1932	6,820	20,963	5,784	7,999
1933	9,052	25,609	6,654	12,051
1934	7,798	26,930	12,551	11,814
1935	7,388	29,557	11,183	17,662
1936	9,290	37,877	18,397	16,703
1937	11,530	44,971	26,141	18,853
1938	12,262	54,421	34,633	18,172
1939	14,829	58,449	37,326	20,068
1940	17,618	77,024	34,373	22,330
1941	17,334	72,713	29,681	24,829
1942	19,501	81,174	32,483	35,057
1943	21,207	90,753	26,325	32,195
1944	17,016	74,208	28,278	42,857
1945	4,931	22,683	16,503	12,036
1946	4,787	24,407	3,127	1,300
1947	6,206	29,953	2,285	576

a/ 1 April of year reported through 31 March of following year
b/ Based on mine questionnaires
c/ Monthly report of Mining Bureau of Ministry of Commerce and Industry
d/ Estimated grade 50% Cr_2O_3
e/ Estimated grade 35% Cr_2O_3

JAPANESE MINING AND QUARRYING PRODUCTION (QUANTITIES)(continued)

Commodity	Molybdenum Ores	Tungsten Ores	Vanadium Ores
Description	MoS_2 content	WO_3 content	V content ferrovanadium
Unit	Metric tons	Metric tons	Metric tons
Type of production	Mine production	Mine production	Smelter production
Type of year	1928-45: Not known 1946-47: Fiscal year a/	1928-45: Not known 1946-47: Fiscal year a/	1937-44: Not known
Source	1928-45: NR Report No 72, page 25 b/ 1946-47: c/	1928-45: NR Report No 77, page 27 b/ 1946-47: c/	1937-44: NR Report No 44, page 148 b/ 1946-47: c/
Year			d/e/
1928	0	36	
1929	0	23	
1930	0	29	
1931	0	2	
1932	0	0	
1933	0	7	
1934	4	15	
1935	5	20	
1936	6	115	
1937	9	150	31
1938	9	184	45
1939	9	179	578
1940	22	287	584
1941	69	360	649
1942	94	490	403
1943	145	440	293
1944	315	345	179
1945	180	116	
1946	81	36	
1947	20	8	

a/ 1 April of year reported through 31 March of following year
b/ Based on mine questionnaires
c/ Monthly reports of Mining Bureau, Ministry of Commerce and Industry
d/ Estimated average content, 42% vanadium
e/ No production reported for 1928 to 1937 and 1945 to date

JAPANESE MINING AND QUARRYING PRODUCTION (QUANTITIES) (continued)

Commodity	Antimony Ores	Mercury	Asbestos
Description	Sb content	Mercury content	Fiber
Unit	Metric tons	Metric tons	Metric tons
Type of production	Mine production	Mine production	Mine production
Type of year	1928-45: Not known 1946-47: Fiscal year a/	1928-41: Not known 1942-47: Fiscal year a/	1928-45: Not known 1946-47: Fiscal year a/
Source	1928-45: NR Report No 92, page 55 b/ 1946-47: c/	1928-45: NR Report No 91, page 55 b/ 1946-47: c/	1928-45: NR Report No 115, page 9 b/ 1946-47: c/
Year			
1928	42.400	0.461	0.00
1929	38.500	1.445	0.00
1930	27.300	4.178	0.00
1931	21.600	3.504	0.00
1932	36.800	2.384	0.00
1933	35.300	8.077	0.00
1934	47.600	6.772	0.00
1935	112.700	5.089	0.00
1936	131.700	14.793	400.00
1937	352.800	12.684	430.00
1938	334.800	24.682	430.00
1939	269.600	49.272	430.00
1940	303.200	121.377	3,930.00
1941	419.600	149.080	3,920.00
1942	570.100	179.209	3,491.06
1943	957.800	231.247	5,302.30
1944	742.200	244.684	12,899.63
1945	353.600	108.230	8,043.75
1946	62.540	56.565	2,354.08
1947	105.241	40.625	3,916.08

a/ 1 April of year reported through 31 March of following year
b/ Based on mine questionnaires
c/ Monthly reports of Mining Bureau, Ministry of Commerce and Industry

JAPANESE MINING AND QUARRYING PRODUCTION (QUANTITIES) (continued)

Commodity	Pyrites		Sulfur
Description	Concentrate		Refined
Unit	Metric tons		Metric tons
Type of production	Mine production		Mine production
Type of year	1928-45: Not known 1946-47: Fiscal year a/		1928-45: Not known 1946-47: Fiscal year a/
Source	1928-45: MR Report No 70, page 22 b/ 1946-47: c/		1928-45: MR Report No 66, page 23 b/ 1946-47: c/
Year		%S	
1928	631,187	45.6	70,230
1929	637,149	46.0	62,041
1930	567,789	46.2	61,575
1931	585,010	46.6	62,425
1932	749,700	46.8	84,424
1933	943,590	46.6	116,838
1934	1,094,105	46.9	139,823
1935	1,385,138	46.6	167,906
1936	1,749,634	46.7	203,456
1937	1,892,143	45.6	229,905
1938	2,104,533	44.6	226,611
1939	1,894,691	45.1	199,615
1940	1,928,093	44.1	191,330
1941	2,106,140	43.6	196,864
1942	1,912,115	43.5	168,193
1943	1,592,739	44.7	152,240
1944	1,248,649	44.1	76,548
1945	403,978	44.0	37,928
1946	617,548	42.0 d/	22,837
1947	902,981	42.0 d/	33,102

a/ 1 April of year reported through 31 March of following year
b/ Based on mine questionnaires
c/ Monthly report of Mining Bureau, Ministry of Commerce and Industry
d/ Grade estimated

COAL

1. Investigation of Progress of New Coal Mines in Tottori and Shimane Prefectures

a. Inspected two new coal mine developments in western Honshu: the Tanaka Muen mine, near Uradome, Tottori Prefecture, and the Shimane-Hokoku mine, near Matsue, Shimane Prefecture.

b. The Tanaka mine is developing a new seam of anthracite coal to determine its extent. Two seams are known, the upper about 1½ meters thick and the lower about one meter thick. The coal contains 25-30 percent ash, three percent moisture, and about four percent sulfur and has a calorific value of 5,800-6,500. The mine has no mechanical equipment, and mining is by hand methods. This development is still in the primary stage, but if a proposed drilling program proves that the beds are continuous, a new source of anthracite coal may be available for Osaka industrial consumers.

c. The Shimane-Hokoku mine, the only industrial producer of any importance in Shimane Prefecture, has operated since 1945. The coal is subbituminous in grade and is suitable for local use. The mine has an estimated reserve of 7,000,000 metric tons, of which 3,700,000 tons are considered recoverable. The operators expect to be producing 120,000 metric tons annually by 1952. Conditions at the mine have improved considerably in the past year, with the addition of a new aerial tram, a housing program which is 90 percent completed, and a new machine shop; however, additional mechanical equipment is needed, if the mine is to reach its scheduled production.

2. Inspection of Anthracite Coal Mines, Omine Coal Field

a. Inspected three anthracite mines in Omine field, Yamaguchi Prefecture:

(1) Taimei Muen mine is northwest of the main Sanyo Muen mine. The three seams being worked have thicknesses of 2.3 meters, 2.0 meters, and 2.5 meters, respectively. Analysis of the coal is 10.46 percent moisture, 20.02 percent ash, 23.06 percent volatile matter, 0.42 percent sulfur, and 46.40 percent fixed carbon. Calorific value is 6,000. Production has been increasing steadily since 1947, when 3,531 metric tons were produced. Planned production for 1949 is 30,000 metric tons, increasing to 50,000 metric tons by 1952.

(2) The Nagato Muen mine adjoins the Sanyo property on the west. Production started in 1943 and has been increasing steadily. Production in 1947 was 13,741 metric tons, and 1948 production is expected to be 20,000 metric tons, increasing to 65,000 tons annually by 1952. Proved ore reserves are estimated at 3,110,000 metric tons, of which 2,200,000 metric tons are recoverable. Analysis of the coal is 1.75 percent moisture, 24.84 percent ash, 10.51 percent volatile matter, 0.68 percent sulfur, 52.89 percent fixed carbon. Calorific value is 5,220.

(3) Mitoyo Muen mine adjoins the main Sanyo mine lot in the southern section of Omine field. This mine produced 26,319 metric tons in 1947, and production for 1948 is expected to be more than 30,000 metric tons. Their five-year schedule calls for a production of 50,000 tons yearly by 1952. Average analysis of the coal is: 6 percent moisture, 31 percent ash, 6 percent volatile matter, 0.3 percent sulfur, and 57 percent fixed carbon. Calorific value is 5,000. Recently acquired adjoining mine claims have added substantial reserves, which will assure 20 years' operation.

b. All of the above mines are increasing their production and have developed substantial coal reserves which warrant the continued use of the mining methods and modernization planned.

3. Coal Production and Stockpiles

a. Coal production and stockpile summaries are shown in table on page 38.

COAL PRODUCTION

Period	No Days Worked	Standard Production (1,000 MT)	Substandard Production (1,000 MT) a/	Total Production (1,000 MT)	Change from Previous Month (percentage)	Monthly Production Quota (1,000 MT) b/	Avg Production per Working Day (1,000 MT)	Change from Previous Month (percentage)
Oct 48 c/	26.1	2,988.8	15.8	3,004.6	+ 3	3,022	115.7	37.0
Nov 48 b/d/						3,010		
1st 10-day	8.7	980.9						
2nd 10-day	8.6	966.6						
3rd 10-day	8.3	987.9						
TOTAL	25.6	2,935.4						

a/ Substandard coal; bituminous coal in Joban and Ube under 3,000 calories; in all other districts, under 3,800 calories; anthracite coal under 3,300 calories; natural coke under 3,800 calories.
b/ Does not include substandard coal
c/ Final
d/ Preliminary

COAL STOCKPILES
(1,000 MT)

Period	Stockpiles Available Under Present Conditions	Coal in Transit	Total
31 Jul 48	182.1	492.7	674.8
31 Aug 48	160.0	522.3	682.3
30 Sep 48	163.4	591.0	754.4

SOURCE: Coal Board, Ministry of Commerce and Industry

EDITORIAL AND PRODUCTION DIVISION

1. Reports in Preparation

   a. Report No 117, Aquatic Resources of the Ryukyus, 31 Dec 48

2. Press Releases

   "Savings Effected by Import of Fiber and Other Fishing Materials as Result of ESS and NRS Activities"

   "Fishing Renaissance"

   "Forestry Problems in Japan"

Hubert G. Schenck

HUBERT G. SCHENCK
Lt Col CE
Chief, Natural Resources Section

ITEM 1 NATURAL RESOURCES SECTION WEEKLY SUMMARY NO 165

Notification No 4078

Subject: Establishment of Horse-race tracks and Golf-Links

From: Vice-minister of Agriculture and Forestry and Vice-minister of Construction

To: Metropolitan, Hokkaido and Prefectural Governors: Directors of Agricultural Land District Offices.

Date: Dec 9, 48

Now that the Agricultural Land Reform has come within sight of its goal, thanks to your efforts made for the accomplishment of the same, we deem it imperative to call your attention to the tendency which has become evident of late, to convert at random agricultural lands into horse-race tracks and golf-links. As you are well aware, this tendency is much regrettable, seeing that our country just manages to keep in operation the food delivery system, depending on the abundant supply of imported food. Accordingly, you are asked to take effective measures for the prevention of proposed establishment of these tracks and links on actual and lands suitable for reclamation.

In this connection we draw your attention to the fact that any construction to be effected in connection with tracks or links in question is not permissive due to the operation of the Regulations on the Special Restriction of Construction; Construction Ministry Ordinance No 2.

ITEM 2 NATURAL RESOURCES SECTION WEEKLY SUMMARY NO 165

Subject: Matters relative to the payment of the cost of staple foods

To : Chief of the Agricultural Cooperative Section of each Prefecture

From : Director, Agricultural Administration Bureau
Ministry of Agriculture and Forestry

No 23 Nokyoku 4454 8 December 1948

Cost of delivered staple foods is in principle to be paid at the time of their delivery and, as stated in the attached paper, such payment can be done either in cash or by transferring according to one's free choice to his saving account. And it has been so planned by the Government that funds be in hand at all time ready for payment in cash or refundment upon request out of such savings as mentioned above. Under these circumstances, should such payment or refundment be not carried on satisfactorily, it would bring general discredit on the cooperative organization itself and thus farmers' will to deliver their crops would be much frustrated. They must, therefore, be carried out under a program scrupulously formulated. However, contrary instances have been brought to our attention more than once. At this juncture, you are urged to thoroughly inform each agricultural cooperative under your jurisdiction of the following points, and see to it that payment in cash as well as refundment out of savings may be done without a hitch by those organizations.

1. Formulate and show to an upper agency a precise project demanding a definite fund to be earmarked for such payment and get such funds furnished. In the event of any fluctuation in the amount of staple food to be delivered, the project for demand and supply of such funds shall be proportionally modified so that the said funds be prepared at all times.

2. Make perfect the cooperative's relationships with other agencies within the cooperative system and with the Central Bank of Agriculture and Forestry.

3. Payment in cash being the primary rule, refrain from forcing farmers to transfer their due to savings account.

4. Handle carefully these savings which have been raised through transferring the cost of staple food to the savings deposit and see to it that refundment may be made smoothly at any time when requested.

ITEM 2 NATURAL RESOURCES SECTION WEEKLY SUMMARY NO 165

Attached paper

Methods of payment for delivered staple food by the agricultural cooperative organization (items concerned only).

1. The producer may forwith obtain the money by showing to the financial institution which he had previously chosen the payment slip for staple food that had been given him at the time of delivery of his products.

2. In case the financial institution mentioned above was a cooperative organization:

a. The Central Bank of Agriculture and Forestry shall receive from the Food Control Bureau an estimated total sum of money which is deemed necessary for agricultural cooperatives to make payment and delivery the said money to local agricultural cooperative associations directly or via federations of cooperative credit associations in accordance with the previously collected Project Demanding Funds for payment.

b. The agricultural cooperative that has been requested upon the exhibition of a payment slip to make payment shall pay either in cash or by transferring the sum to the claimant's savings according to his free choice.

c. In case an agricultural cooperative has run short of funds for payment of the cost of delivered food, it may apply to a branch or an agency of the Central Bank of Agriculture and Forestry for supply of such funds. If, in this case, the said branch or agency of the Central Bank of Agriculture and Forestry be not prepared for financing for such purposes, the cooperative may get a short-term loan from the said branch on the basis of the request for additional funds. Branches of the Central Cooperative Bank for Agriculture and Forestry are authorized to borrow from branches or agents of the Bank of Japan to obtain funds for such loans. No interest will be charged on these loans so long as the money is used immediately to cash payment vouchers for staple food deliveries.

DISTRIBUTION:

Commander-in-Chief	1
Chief of Staff	1
G-2, Allied Translator and Interpreter Service	1
G-2, Civil Censorship Detachment	1
G-2, Civil Intelligence Section	1
G-2, General Liaison Sub-Section	54
G-2, Department of the Army Intelligence Division	15
G-2, Technical Intelligence Detachment	1
G-4, Petroleum Advisory Group	2
Civil Communications Section	1
Civil Information and Education Section	1
Attn: Education Division	1
Civil Transportation Section	2
Counter Intelligence Corps, First Region	1
Counter Intelligence Corps, First District	1
Counter Intelligence Corps, Second District	1
Counter Intelligence Corps, Third District	1
Counter Intelligence Corps, Second Region	1
Counter Intelligence Corps, Area 25	1
Diplomatic Section	2
Economic and Scientific Section	13
Engineer Section	1
Government Section	1
Public Health and Welfare Section	1
Public Information Office	1
Reparations Section	1
Statistics and Reports Section	3
COMNAVFE	1
Deconcentration Review Board	1
Department of the Army	200
Headquarters Eighth Army	
Attn: Economic Section Military Government	9
Headquarters I Corps	5
Attn: G-2	1
Headquarters IX Corps	10
Attn: G-2	1
Headquarters XXIV Corps	
Attn: Civil Affairs Section	3
Attn: Engineer	2
Attn: National Economic Board	2
Prefectural Military Government Teams	83
Regional Military Government Teams	18
Ryukyus Command, Military Government Section	2
Natural Resources Section	
Chief of Section	1
Executive Officer	1
Each division chief and branch head	1
Library	20

P & P

NATURAL RESOURCES SECTION

WEEKLY SUMMARY

No 166

12-18 December 1948

GENERAL HEADQUARTERS
SUPREME COMMANDER FOR THE ALLIED POWERS

WEEKLY SUMMARY NO 166
12-18 December 1948

C O N T E N T S

Page

AGRICULTURE DIVISION

LAND REFORM
Expenditures for Land Reform During September 1948 1
Purchase and Sale of Cultivated Land to 2 December 1948 1
AGRICULTURAL COOPERATIVE ASSOCIATIONS
Organization of Agricultural Cooperatives to 15 November 2
Organization of Cooperatives and Liquidation of Practice Associations 4
Press Conference on First Anniversary of Agricultural Cooperative Association Program 7
Expenditures on Agricultural Cooperative Program 8
FOOD POSITION AND COLLECTION
Status of Collections of 1948 Staple Crops 8
FERTILIZER
Fertilizer Distribution to 30 November 8
AGRICULTURAL RESEARCH
Press Conference on Agriculture Experiment Station Consolidation 9
AGRICULTURAL EXTENSION
Progress in Establishing Agricultural Extension System 11
ITEMS ATTACHED TO COPIES OF THE WEEKLY SUMMARY FOR ATTENTION OF MILITARY GOVERNMENT TEAMS
Amendment to Procedure for Legal Registration of Land Purchased or Sold 13
Appointment of Prefectural Extension Editors and Information Officers 13
Policy on Production of Tobacco on Paddy Fields 13
Fertilizer Distribution to 30 November 1948 13

FISHERIES DIVISION

GENERAL
Rescue of Japanese Fishermen 14
Missing Japanese Vessels 14
EQUIPMENT AND SUPPLIES
Fisheries Cotton Requirements for the 1949 Fiscal Year (1 Jul 48-30 Jun 49) 14
ECONOMICS
Difficulty in Financing Hokkaido Fisheries 15
WHALING
ANTARCTIC WHALING
Factory Ships Arrive at Whaling Grounds 16
Pricing Principles for Antarctic Whale Products 16
MARINE PRODUCTS
Landings of Aquatic Products, September 1948 17
Aquatic Products Landings by Regions, September 18

Page

FORESTRY DIVISION

RESOURCES
Pine Bark Beetle Control Program for Winter 1948-49 19

MINING AND GEOLOGY DIVISION

MINING AND MILLING
Inspection of Iwate Clay Deposit 21
Pyrite Data 21
METALLURGY
Japanese Metallurgical Industry Adopts Natural Resources Section Recommendations 21
COAL
Inspection of Research Laboratories 22
Conference Regarding Lignite Processing Plans 23
Progress of Rehabilitation of Flooded Okinoyama Coal Mine 23
Coal Production and Stockpiles 23
PETROLEUM
Meeting of Petroleum Exploration Advancement Committee 26

EDITORIAL AND PRODUCTION DIVISION 28

AGRICULTURE DIVISION

LAND REFORM

1. Expenditures for Land Reform During September 1948

a. The Ministry of Agriculture and Forestry reported expenditures for the land reform program during September 1948:

LAND REFORM EXPENDITURES FOR SEPTEMBER 1948
(yen)

Expenditures	Amount
By source of funds	
National budget	282,205,241
Prefectural budgets	10,588,130
Local budgets	74,284,187
By expending agency	
National and district offices	23,361,616
Prefectural offices	26,806,114
Prefectural land commissions	11,985,512
Local land commissions	304,924,316
TOTAL	367,077,558

2. Purchase and Sale of Cultivated Land to 2 December 1948

a. The Ministry of Agriculture and Forestry reported on purchases and sales of agricultural land to 2 December 1948:

PURCHASE AND SALE OF CULTIVATED LAND
as of 2 December 1948
(cho a/)

Purchase as of 2 October	1,626,524
Purchases made on 2 December	36,621 b/
Cumulative as of 2 December	1,663,145
Total acquisition of agricultural land compared with total sales:	
Total purchases	1,663,145
Land taken for taxes	170,026 c/
Other transfers	3,687
Total acquisitions	1,836,858
Total sales	1,695,312
Remaining unsold to date	136,463

a/ One cho equals 2.451 acres.
b/ Including 2,655 cho added as a result of corrections in earlier purchase figures
c/ Subject to revision

b. Preliminary estimates show that about 35,431 cho will be held temporarily by the Japanese Government and that sale of about 30,442 cho will be deferred temporarily, pending adjustments. Thus 65,863 cho remains to be sold by 31 December 1948 in addition to land purchased 31 December.

AGRICULTURAL COOPERATIVE ASSOCIATIONS

1. Organization of Agricultural Cooperatives to 15 November

a. Agricultural cooperatives organized as of 15 November are shown:

ORGANIZATION OF AGRICULTURAL COOPERATIVE ASSOCIATIONS
as of 15 November 1948

Cooperatives	Preliminary Organization Meetings Completed	Constituent General Meetings Completed	Associations Approved
Local stock cooperatives	15,506	15,450	15,276
Local nonstock cooperatives	14,157	13,384	12,124
Total local cooperatives	29,663	28,834	27,400

Agricultural cooperatives having as their area of operation a prefectural or larger area	46
Federations of agricultural cooperatives having as their area of operation a prefectural or larger area	348
Total number of agricultural cooperatives approved	27,794

SOURCE: Agriculture Cooperative Association Division, Ministry of Agriculture and Forestry

b. Data by prefectures are shown:

AGRICULTURAL COOPERATIVES APPROVED
(as of 15 November 1948)

Prefecture	Co-ops with Capital Stock a/			Nonstock Co-ops a/			Total a/			Co-ops Approved by Cent Gov't b/	
	A	B	C	A	B	C	A	B	C	D	E
Hokkaido	540	540	535	200	170	150	740	710	685	1	9
Aomori	462	462	454	60	57	55	522	517	509	1	9
Iwate	383	383	375	426	424	397	809	807	772	2	11
Miyagi	266	264	264	908	907	855	1,174	1,171	1,119	1	7
Akita	371	369	360	87	83	75	458	452	435	0	8
Yamagata	360	358	353	638	634	418	998	992	771	1	10

(Cont'd)

AGRICULTURAL COOPERATIVES APPROVED (Cont'd)
(as of 15 November 1948)

Prefecture	Co-ops with Capital Stock a/ A	B	C	Nonstock Co-ops a/ A	B	C	Total a/ A	B	C	Co-ops Approved by Cent Gov't b/ D	E
Fukushima	475	473	471	2,511	2,453	2,283	2,986	2,926	2,754	2	11
Ibaraki	540	540	531	196	196	186	736	736	717	1	7
Tochigi	205	205	205	79	79	79	284	284	284	1	5
Gumma	272	272	263	1,128	1,100	1,077	1,400	1,372	1,340	4	10
Saitama	412	410	410	1,548	1,357	1,051	1,960	1,767	1,461	2	8
Chiba	430	410	400	196	115	61	626	525	461	2	9
Tokyo	130	129	129	48	47	38	178	176	167	0	5
Kanagawa	226	223	217	158	157	157	384	380	374	2	8
Niigata	515	515	508	72	72	68	587	587	576	2	6
Toyama	288	285	282	73	73	49	361	358	331	0	5
Ishikawa	302	302	302	41	41	39	343	343	341	2	9
Fukui	186	186	185	29	29	27	215	215	212	0	5
Yamanashi	267	267	267	665	665	656	932	932	923	1	5
Nagano	499	499	496	610	593	520	1,109	1,092	1,016	1	9
Gifu	405	399	394	1,304	1,110	992	1,709	1,509	1,386	0	7
Shizuoka	451	449	442	12	12	12	463	461	454	0	5
Aichi	473	473	471	219	216	211	692	689	682	0	8
Mie	459	459	459	510	510	495	969	969	954	0	8
Shiga	199	199	199	54	50	43	253	249	242	1	5
Kyoto	276	276	275	46	46	45	322	322	320	0	8
Osaka	294	293	291	43	43	41	337	336	332	0	6
Hyogo	470	470	469	51	51	48	521	521	517	0	7
Nara	163	163	163	30	30	30	193	193	193	0	5
Wakayama	239	239	238	19	19	18	258	258	256	0	4
Tottori	216	216	203	46	45	42	262	261	245	4	8
Shimane	318	318	318	28	28	25	346	346	343	0	8
Okayama	465	463	462	1	1	1	466	464	463	1	10
Hiroshima	501	497	493	63	60	49	564	557	542	0	8
Yamaguchi	256	256	256	51	51	50	307	307	306	0	6
Tokushima	213	213	213	116	116	116	329	329	329	1	8
Kagawa	266	266	266	9	9	9	275	275	275	1	8
Ehime	366	365	361	193	143	132	559	508	493	0	5
Kochi	270	270	268	95	77	60	365	347	328	1	7
Fukuoka	350	350	350	51	51	49	401	401	399	1	5
Saga	161	160	160	54	54	54	215	214	214	1	8
Nagasaki	331	331	316	35	35	34	366	366	350	2	8
Kumamoto	477	477	469	910	837	837	1,387	1,314	1,306	1	7
Oita	343	343	325	294	292	277	637	635	602	0	8
Miyazaki	152	152	146	81	81	74	233	233	220	3	7
Kagoshima	263	263	262	169	165	139	432	428	401	0	7
TOTAL	15,506	15,450	15,276	14,157	13,384	12,124	29,663	28,834	27,400	46	368

a/ Local cooperatives: (A) Preliminary meetings held; (B) Constituent general meetings held; (C) Approved by prefectural governors

b/ Cooperatives having as their area of operation a prefecture or more;
(D) Individual cooperatives approved by national government
(E) Federation of cooperatives approved by national government

SOURCE: Ministry of Agriculture and Forestry

2. Organization of Cooperatives and Liquidation of Practice Associations

a. Mr T. Yonesaka, Agricultural Cooperative Assn Division, Ministry of Agriculture and Forestry, reported on progress in the organization of agricultural cooperative associations and the liquidation of practice associations as of 31 October 1948. A summary follows:

AGRICULTURAL COOPERATIVE ORGANIZATION ACTIVITIES
as of 31 October 1948

Agricultural cooperative associations approved	24,031
Associations, function area covered	
Village or part of a village	22,810
Prefecture or part of a prefecture more than a village	1,221
Associations, authorized functions	
Credit	9
Credit and other functions	14,661
Other than credit	9,161
Membership of approved associations	
Voting members	7,256,659
Associate members	472,741
Practice associations	
Agricultural	
Dissolved	97,936
Liquidation completed	49,387
Sericultural	
Dissolved	25,487
Liquidation completed	16,651

b. Data by prefectures are shown:

AGRICULTURAL COOPERATIVE ASSOCIATIONS APPROVED
31 October 1948

Prefecture	Number Approved	Area of Function a/		Authorized Functions b/			Voting Members	Associate Members
		A	B	A	B	C		
Hokkaido	617	556	61	0	504	113	195,328	11,953
Aomori	457	394	63	1	415	41	166,498	2,466
Iwate	737	678	59	4	384	349	155,703	4,350
Miyagi	983	966	17	0	264	719	156,184	2,711
Akita	419	378	41	0	360	59	160,032	3,464
Yamagata	731	715	16	0	257	474	148,836	6,913
Fukushima	666	567	99	0	464	202	211,837	3,241
Ibaraki	699	660	39	0	474	225	225,520	4,830
Tochigi	279	253	26	0	207	72	133,422	8,296
Gumma	1,287	1,231	56	0	641	646	168,339	10,694
Saitama	1,417	1,398	19	0	395	1,022	240,408	7,542

(Cont'd)

AGRICULTURAL COOPERATIVE ASSOCIATIONS APPROVED (Cont'd)
31 October 1948

Prefecture	Number Approved	Area of Function a/ A	Area of Function a/ B	Authorized Functions b/ A	Authorized Functions b/ B	Authorized Functions b/ C	Voting Members	Associate Members
Chiba	465	427	38	0	365	100	191,442	3,814
Tokyo	165	146	19	0	112	53	63,850	6,243
Kanagawa	357	349	8	1	202	154	88,274	4,801
Niigata	554	525	29	0	506	48	237,207	15,332
Toyama	316	306	10	0	276	40	122,505	11,276
Ishikawa	337	308	29	0	301	36	98,343	6,600
Fukui	211	206	5	0	183	28	77,519	5,612
Yamanashi	889	882	7	0	251	638	85,889	4,112
Nagano	991	954	37	0	444	547	321,845	20,086
Gifu	1,293	1,278	15	0	504	789	181,109	18,486
Shizuoka	445	402	43	0	414	31	203,071	19,816
Aichi	636	619	17	0	420	216	234,834	19,407
Mie	938	917	21	0	423	515	187,548	18,123
Shiga	241	237	4	0	206	35	103,734	9,537
Kyoto	293	281	12	0	247	46	96,604	7,203
Osaka	220	211	9	0	173	47	59,534	8,443
Hyogo	455	451	4	0	420	35	224,246	22,290
Nara	189	185	4	0	158	31	71,972	11,704
Wakayama	252	248	4	0	235	17	111,483	10,755
Tottori	239	223	16	1	192	46	69,012	3,825
Shimane	335	297	38	0	304	31	124,768	13,212
Okayama	435	411	24	0	420	15	183,479	9,209
Hiroshima	520	510	10	0	463	57	228,627	28,539
Yamaguchi	210	202	8	0	166	44	122,786	10,092
Tokushima c/	303	296	7	2	179	122	132,861	12,851
Kagawa	268	260	8	0	239	29	121,261	8,088
Ehime	482	398	84	0	350	132	177,347	19,071
Kochi	282	266	16	0	225	57	96,787	3,529
Fukuoka	398	387	11	0	397	1	168,792	30,609
Saga	206	190	16	0	164	42	116,392	10,865
Nagasaki	343	333	10	0	312	31	149,413	5,441
Kumamoto	1,285	1,229	56	0	487	798	236,322	11,104
Oita	582	540	42	0	330	252	165,074	5,617
Miyazaki	217	167	50	0	186	31	149,320	6,009
Kagoshima	387	373	14	0	242	145	291,302	4,580
TOTAL	24,031	22,810	1,221	9	14,861	9,161	7,256,659	472,741

a/ Area of function: (A) Village or less; (B) Prefecture or less but larger than a village.

b/ Authorized functions and/or Art 10 which agricultural cooperatives are authorized to perform: (A) Item 1 or 2 only; (B) Item 1 or 2 and any or all of Item 3 through 12; (C) Any or all of Item 3 through 12.

c/ As of 30 Sep

LIQUIDATION OF PRACTICE ASSOCIATIONS
as of 31 October 1948

Prefecture	Agricultural Dissolved	Agricultural Liquidation Completed	Sericultural Dissolved	Sericultural Liquidation Completed
Hokkaido	2,237	1,535	50	2
Aomori	1,423	171	2	0
Iwate	3,241	18	988	5
Miyagi	2,886	2,322	953	901
Akita	3,023	0	111	0
Yamagata	779	779	1,456	1,456
Fukushima	5,297	4,778	734	407
Ibaraki	7,380	340	2,033	9
Tochigi	3,276	0	513	0
Gumma	ND	ND	ND	ND
Saitama	4,631	3,229	2,681	1,889
Chiba	ND	ND	ND	ND
Tokyo	1,551	0	455	0
Kanagawa	852	246	157	38
Niigata	4,649	3,786	1,039	617
Toyama	4,258	2,781	14	11
Ishikawa	2,018	1,789	211	195
Fukui	40	14	4	2
Yamanashi	3,405	3,361	1,561	1,513
Nagano	3,945	5,907	3,514	4,939
Gifu	5,025	5,025	2,041	2,041
Shizuoka	ND	ND	ND	ND
Aichi	4,259	4,259	1,607	1,607
Mie	339	11	1,047	141
Shiga	1,756	17	579	8
Kyoto	506	506	439	439
Osaka	631	0	4	4
Hyogo	2,092	0	15	0
Nara	ND	ND	ND	ND
Wakayama	652	39	171	11
Tottori	1,672	0	839	0
Shimane	ND	ND	ND	ND
Okayama	75	75	0	0
Hiroshima	350	350	0	0
Yamaguchi	ND	ND	ND	ND
Tokushima	230	50	47	17
Kagawa	3,543	3,543	107	107
Ehime	5,455	651	420	84
Kochi	ND	ND	ND	ND
Fukuoka	6,609	0	402	0
Saga	ND	ND	ND	ND
Nagasaki	3,339	3,339	63	63
Kumamoto	26	23	10	8
Oita	3,038	0	887	0
Miyazaki	1,285	443	331	137
Kagoshima	2,163	0	2	0
TOTAL	97,936	49,387	25,487	16,651

ND: No data available

3. Press Conference on First Anniversary of Agricultural Cooperative Association Program

a. A representative of Natural Resources Section made a statement on the first anniversary of the Agricultural Cooperative Assn Program at a press conference sponsored by Civil Information and Education Section for Japanese journalists 15 December 1948. The statement follows:

"Today marks the first anniversary of the Japanese Government program to reform farmer associations in accordance with universally recognized cooperative principles.

"We welcome the opportunity to congratulate the farmers of Japan on their success in voluntarily organizing more than 28,000 new agricultural cooperative enterprises and 10,500 local mutual relief associations. Praise also is due the farmers for their active interest in liquidating the more than 210,000 organizations which formerly regimented their activities, and for their success in further strengthening their cooperatives through the organization of more than 700 federations.

"Farmer membership in local agricultural cooperatives now exceeds 7,250,000. An additional 475,000 nonfarmers have become associate members. This active support by the farmers clearly indicates their confidence in cooperative principles.

"Mutual relief associations are organized under the Compensation Against Agricultural Loss Law. This measure authorizes a government-sponsored crop and livestock insurance program with subsidies for excessive damages to staple food crops. The assistance of the relief associations enables farmers to keep in production land on which the risk of loss is too great for them to assume alone. During 1948 Japanese crop and livestock activities were insured by local mutual relief associations for 44 billion yen. Claims payable for losses occurring during this year will exceed an estimated 3 billion yen.

"Responsible Japanese Government officials deserve commendation for their effective administration of laws governing agricultural cooperative and insurance activities. However, the struggle to free agricultural organizations from nonfarmer domination has just begun. The real test of the farmers' ability to guide their own organizations will be their success in operating, protecting, and strengthening the new cooperatives they have now started. The extent of their success will depend upon their alertness and wise judgment.

"Farmers and responsible officials must make steady progress toward the development of strong cooperative enterprises fully capable of serving membership requirements. The ultimate benefits from such an independent cooperative movement will be a stabilized agriculture better suited to meet the critical agricultural production requirements of Japan."

4. Expenditures on Agricultural Cooperative Program

a. Mr E. Fujita, Agricultural Cooperative Association Division, Ministry of Agriculture and Forestry, reported that expenditures of the national government for administration of the agricultural cooperative program were ¥4,121,373.20 for October 1948 and ¥4,233,363.70 for November 1948.

FOOD POSITION AND COLLECTION

1. Status of Collections of 1948 Staple Crops

COLLECTIONS OF 1948 STAPLE CROPS
as of 10 December 1948
(1,000 metric tons)

Crop	Quota 1948	Quota 1947	Cumulative Amount Collected 1948	Cumulative Amount Collected 1947 a/	Percent Quota Fulfilled 1948	Percent Quota Fulfilled 1947 a/
Wheat and barley b/	950.5	751.7	968.0	811.7	101.8	108.0
White potatoes	1,074.7	893.7	1,214.9	920.8	113.0	103.0
Subtotal b/	1,161.1	926.8	1,206.1	992.2	103.9	107.1
Rice & rice subs b/c/	4,592.9	4,582.5	2,796.4	1,946.9	60.9	42.5
Sweet potatoes	2,431.7	2,163.8	2,317.7	1,289.9	95.3	59.6
Subtotal b/	5,344.3	5,251.1	3,512.5	2,345.5	65.7	44.7
TOTAL b/	6,505.4	6,177.9	4,718.6	3,337.6	72.5	54.0

a/ As of 10 December 1947
b/ Brown rice equivalent
c/ Rice substitutes include soybeans, beans, oats, buckwheat, millets, sorghum, corn, and peas.
SOURCE: Preliminary data, Staple Foods Bureau, Ministry of Agriculture and Forestry

FERTILIZER

1. Fertilizer Distribution to 30 November

a. The Ministry of Agriculture and Forestry reported on the distribution of commercial fertilizer to 30 November 1948. Details are shown in the table attached to copies of the Weekly Summary sent to military government teams (Item 4).

b. Farmer receipts of ammonium sulfate equivalents reached 81 percent of allocated amounts, an increase of 12 percent since the last 10-day report. The variation was from 51 percent in Osaka to 100 percent in Fukushima. Deliveries in some prefectures have increased markedly. The Kodan had received 99 percent of the total supply indicating that practically all nitrogenous fertilizer stocks were now in prefectures.

c. Superphosphate equivalents purchased by farmers amounted to 71 percent of allotted amounts, or an increase of eight percent since the previous 10-day report. On a percentage basis, deliveries to farmers of this fertilizer are 10 percent less than deliveries of nitrogen. Farmers in Wakayama Prefecture had received but 44 percent of available superphosphate, although deliveries in Hokkaido averaged 92 percent. Receipts of superphosphate by the Kodan were satisfactory in all prefectures.

d. Although 95 percent of the potash had reached prefectures as Kodan stock, only 23 percent of it has been received by farmers. None had as yet reached consumers in Nagasaki, Kagawa, Osaka, Toyama, and Niigata prefectures.

e. The status of fertilizer distribution to 30 November 1948 is summarized:

FERTILIZER DISTRIBUTION
as of 30 November 1948
(percent)

Item	Ammonium Sulfate Equivalents	Superphosphate Equivalents	Potash Equivalents
Allocated for delivery prior to 31 Dec 48	100	100	100
Part received by Kodan	99	99	95
Part not yet available to Kodan	1	1	5
Delivered to farmers	81	71	23
Kodan and dealer stock	18	28	72

AGRICULTURAL RESEARCH

1. Press Conference on Agriculture Experiment Station Consolidation

a. A representative of Natural Resources Section made a statement on agricultural experiment station consolidation at a press conference sponsored by Civil Information and Education Section for Japanese journalists 18 December 1948. The statement follows:

"One of the largest crops in Japan's history has been harvested in 1948. However, this harvest is not sufficient to feed the rapidly expanding population, and the need for still higher production promises to become greater each year. These demands can be met only if the capable and energetic Japanese farmers are supported by the most searching and effective agricultural research system that can be devised.

"Japan has achieved many significant results in agricultural research. These results have been recognized throughout the world. However, the present agricultural experiment station system, on which rests the main burden of agricultural research, was developed under concepts which are not conducive to an efficient research program.

"Each prefecture, working alone, has attempted to develop its own system to meet its own problems. Efficient procedures for central coordination of research work or exchange of research results have not been developed. In consequence, overemphasis of minor differences in environment and the problems of special branches of agriculture, has led to the establishment of 374 national and prefectural experiment stations and 565 miscellaneous institutions conducting various agricultural investigations.

"Careful study by scientists of the Natural Resources Section, General Headquarters, Supreme Commander for the Allied Powers, has shown that many of these stations cannot be fitted into the pattern of a comprehensive and well-coordinated research system. In numerous cases the individual stations do not have sufficient financial support to attract the best-trained personnel or to purchase modern equipment. Most serious of all, they are not part of an integrated research program designed to solve the present and future problems of Japanese agriculture. Many stations plan their own projects with little or no knowledge of the work being done on the same problems at other stations. As a single instance of this, 30 stations in western Japan are known to be making observations of "akiochi", fall crop failure, but complete coordination has not been developed between the prefectures and the central government to solve this important problem.

"Clearly indicated, therefore, is a need for the present system to be reorganized and coordinated. To accomplish this objective, extensive consolidation and reorganization of existing experiment stations will be necessary.

"Insofar as possible, each prefecture should consolidate its research funds, essential projects, and highly trained personnel into one principal agricultural experiment station. In many prefectures this would mean selecting and enlarging a branch station rather than the present principal station, because nearly all principal stations are now equipped to study little more than the problems of rice production. Effective consolidation should be based on a plan to conduct as many lines of research as possible at each principal station. Where the present principal station

is to be continued as the only one in the prefecture, it may have to be enlarged. Each major agricultural region should be well equipped for investigating special regional problems pertaining to rice, upland crops, fruit growing, and animal husbandry.

"The 46 principal prefectural stations should be centrally coordinated. Each project of each station should be planned to aid in practical improvement of some practice or method of farming that could be applied over a broad part of Japan. A small number of prefectural branch experiment farms, in addition to the 46 principal stations, may be necessary to investigate special problems which could not otherwise be solved.

"A few national stations should be maintained to conduct research in certain fields that apply to Japan as a whole. They should be selected and operated with a view of developing closer coordination between agricultural research and the agricultural education functions of national universities.

"The Law for Improvement and Promotion of Agriculture (Law 165/48) provides the legal basis for this proposed coordinated research program. To keep research pertinent to farm problems and to provide for promptly informing farmers of research results, the law further requires close integration of extension and research. The law establishes a method for the central government to provide generous financial aid and general technical guidance to extension and research programs in the prefectures. The prefecture, however, will administer the prefectural stations and the extension program.

"While a smooth-working organization is essential, the inspiration to research workers through personal recognition for solution of farm problems also must be recognized as a vital part of the system.

"A highly effective research system through consolidation and reorganization of experiment stations is the most efficient and economical way to provide basic information necessary for increased agricultural production and improved farm living in Japan."

AGRICULTURAL EXTENSION

1. Progress in Establishing Agricultural Extension System

a. Mr N. Hosaka, Agricultural Improvement Bureau, Ministry of Agriculture and Forestry, submitted data on establishment of the agricultural extension system as shown in the following table:

ESTABLISHMENT OF AGRICULTURAL EXTENSION SYSTEM
as of 30 November 1948

Prefecture	Prefectural Committees Formed		Area Committees Formed	Interim Extension Workers		Pref Regulation	Agricultural Improvement Section in Pref	
	Date 1948	Number		Local Advisers	Pref Advisers	Date Passed	Date Formed	Staff
Hokkaido	NA	0	28	395	0	NA	1 Oct	8
Aomori	NA	0	0	68	10	NA	1 Nov	12
Iwate	NA	0	41	120	9	NA	NA	0
Miyagi	NA	0	35	139	12	NA	30 Sep	21
Akita	NA	0	58	124	13	NA	NA	0
Yamagata	NA	0	0	148	6	NA	NA	0
Fukushima	27 Sep	9	12	159	32	NA	5 Aug	32
Ibaraki	NA	0	30	244	3	29 Oct	20 Sep	9
Tochigi	1 Nov	9	38	24	8	18 Oct	25 Aug	15
Gumma	NA	0	34	97	1	9 Nov	NA	0
Saitama	NA	0	121	112	0	9 Nov	25 Oct	4
Chiba	NA	0	23	0	0	NA	NA	0
Tokyo	NA	0	0	33	5	NA	NA	0
Kanagawa	NA	0	0	44	0	20 Oct	NA	0
Niigata	NA	0	65	160	8	NA	1 Nov	24
Toyama	NA	0	41	50	12	NA	NA	0
Ishikawa	NA	0	21	63	10	NA	NA	0
Fukui	NA	0	25	55	0	NA	NA	0
Yamanashi	NA	0	0	62	7	11 Nov	28 May	4
Nagano	NA	0	0	209	9	NA	NA	0
Gifu	25 Nov	11	119	107	4	NA	NA	0
Shizuoka	30 Nov	9	125	34	6	NA	NA	0
Aichi	NA	0	64	142	1	NA	NA	0
Mie	NA	0	92	74	11	NA	NA	0
Shiga	27 Sep	9	52	70	11	30 Sep	NA	0
Kyoto	8 Nov	9	32	67	8	NA	NA	0
Osaka	22 Nov	0	43	33	3	NA	NA	0
Hyogo	30 Nov	11	27	177	10	NA	NA	0
Nara	30 Oct	9	24	30	8	NA	NA	0
Wakayama	13 Oct	13	72	72	0	NA	NA	0
Tottori	1 Nov	9	17	55	6	NA	NA	0
Shimane	15 Nov	9	0	69	2	NA	NA	0
Okayama	10 Nov	9	72	157	10	24 Oct	31 Oct	22
Hiroshima	NA	0	98	389	9	NA	24 Sep	13
Yamaguchi	NA	0	0	83	9	18 Oct	30 Sep	9
Tokushima	NA	0	25	71	5	NA	10 Sep	13
Kagawa	NA	0	18	51	14	NA	13 Oct	14
Ehime	NA	0	52	114	0	NA	7 Sep	10
Kochi	NA	0	0	49	10	NA	1 Nov	14
Fukuoka	30 Nov	9	0	180	20	NA	11 Sep	12
Saga	NA	0	0	104	8	NA	NA	0
Nagasaki	NA	0	0	87	5	NA	NA	0
Kumamoto	NA	0	0	100	4	NA	31 Oct	15
Oita	NA	0	0	91	2	NA	NA	0
Miyazaki	NA	0	0	99	14	26 Oct	NA	0
Kagoshima	NA	0	43	154	7	1 Oct	17 Nov	17
TOTAL	14 pref	136	1,547	4,982	432	11 pref	19 pref	268

NA: Not applicable
SOURCE: Ministry of Agriculture and Forestry

ITEMS ATTACHED TO COPIES OF THE WEEKLY SUMMARY FOR ATTENTION OF MILITARY GOVERNMENT TEAMS

1. Amendment to Procedure for Legal Registration of Land Purchased or Sold

a. An amendment to Imperial Ordinance No 79, 12 March 1947, promulgated 15 December 1948 as Cabinet Order No 371, setting up technical procedures for legal registration of land purchased or sold under the Owner-Farmer Establishment Special Measures Law (Item 1).

b. The amendment delegates to prefectural governors the preparation of documents for registering owners to whom land is sold, and also changes the management of government-owned land when the custody of land is transferred from one ministry to another. In addition, the amendment permits the use of copies of written notice of sale, instead of an extra copy of the formal report for registration, as proof of change of ownership.

2. Appointment of Prefectural Extension Editors and Information Officers

a. A letter from the Vice-Minister of Agriculture and Forestry to prefectural governors, approved by Natural Resources Section and dispatched 30 November 1948, recommending the appointment of agricultural and forestry information officers and extension editors (Item 2). The letter recommends that information officers already selected or to be selected serve as extension editors in the prefectural agricultural research and extension system. The duties of and qualifications for the position, to be known as Extension Editor and Agricultural Information Officer, are outlined in the letters.

3. Policy on Production of Tobacco on Paddy Fields

a. Mr M. Kamibayashi, Monopoly Bureau, Ministry of Finance, reported that the policy of the Finance Ministry and the Ministry of Agriculture and Forestry is to discourage the production of tobacco on paddy fields. Tobacco production will be encouraged on upland fields to the extent necessary to maintain the authorized acreage of 50,000 cho. This policy was stated in a notification to local offices of the Monopoly Bureau on 18 August 1943, and, on advice and approval of Natural Resources Section, the policy outlined in that notification continues.

b. Translation of the policy statement (Notification K.O No 975, 18 August 1943) is attached to copies of Weekly Summary sent to military government teams (Item 3).

4. Fertilizer Distribution to 30 November 1948

a. Tables showing fertilizer distribution by prefectures to 30 November 1948, referred to under above heading on page 9 (Item 4).

FISHERIES DIVISION

GENERAL

1. Rescue of Japanese Fishermen

a. An American ship, the SS Elco (Victory), rescued four crew members from the Sanyo Maru, a Japanese fishing vessel in distress, at Latitude 35°07'N, Longitude 150°11'05"E. The Sanyo Maru, presumably sunk, was a 19-gross ton fish carrier. Because the rescued crew members did not speak English, the rescuing vessel could not determine the total crew members originally aboard the fish carrier. The Fisheries Agency learned from the boat owner in Hakodate, Hokkaido, that the Sanyo Maru had sailed from Hakodate 21 November 1948 with four crew members.

2. Missing Japanese Vessels

a. Information regarding two missing Japanese vessels, furnished by Fisheries Agency, was transmitted to Commander Naval Forces Far East:

Name of Vessel	Gross Tonnage	Registration No	Type	No of Crew Members
Heiwa Maru No 1	54.09	FK 2-214	Bull trawler	11
Heiwa Maru No 2	54.09	FK 2-215	Bull trawler	11

b. These ships, which left Fukuoka 5 October 1948 to fish in the East China Sea, were last seen by another Japanese vessel, the Nisshin Maru No 6, 15 October 1948 at Latitude 29°40'N, Longitude 126°15'E. On 2 November, the owner of the missing vessels, Mr Masunaga Motoya, asked the Fukuoka Maritime Safety Bureau for search assistance. Fuel on board these vessels was reported sufficient for operating only up to 7 November 1948.

EQUIPMENT AND SUPPLIES

1. Fisheries Cotton Requirements for the 1949 Fiscal Year (1 Jul 48-30 Jun 49)

a. Discussed with representatives of Economic and Scientific Section cotton requirements of the Japanese fishing industry for the 1949 fiscal year. Fisheries requirements for this period will be about 32,000,000 pounds of cotton yarn for processing into nets, twine, and cordage. Procuring this amount may be difficult because of insufficient Government and Relief in Occupied Areas funds for the purchase of cotton which will necessitate procuring the remainder from the so-called revolving funds obtained through import and export trade. Cotton has been

allocated to the fishing industry in accordance with requirements for the first, second, and third quarters of the 1949 fiscal year. Careful consideration to the allocation for the final fiscal quarter will be necessary, in view of the urgent requirements of other industries.

ECONOMICS

1. Difficulty in Financing Hokkaido Fisheries

a. Representative of Headquarters, Eighth Army Military Government, reported that the Japanese Government's investigation of Hokkaido Fisheries Assn for illegal activities, now being conducted, was having an adverse effect on negotiations for obtaining financing for the coming fishing season in Hokkaido. This situation will be closely observed, and Natural Resources Section will be informed of new developments.

WHALING

COASTAL WHALING CATCH

Species	Number	Products	Amount (metric tons)
		21-27 Nov	
Blue	6	Whale oil	47.10
Fin	4	Sperm oil	121.91
Sei	3	Meat	511.72
Sperm	52	Blubber for food	155.08
TOTAL	65	Blubber for leather	48.26
		Bone meal	34.46
		Others	228.38
		TOTAL	1,146.91
		Cumulative Season Total, 28 Dec 47-27 Nov 48	
Blue	49		
Fin	171		
Sei	522		
Humpback	12		
Sperm	756		
TOTAL	1,510	TOTAL PRODUCTS	22,554.88

ANTARCTIC WHALING

1. Factory Ships Arrive at Whaling Grounds

a. The two factory ships with their accompanying catcher and cargo boats arrived at the whaling grounds in the Antarctic at 1200 hours 12 December 1948.

b. Whaling operations began 15 December, with 12 blue and two fin whales caught on that date.

c. During the first week of whaling, 15-18 December, the Nippon Suisan Co's Antarctic whaling fleet caught 22 blue whale units; the Taiyo Gyogyo fleet, 31 blue whale units. These data were transmitted to the International Bureau for Whaling Statistics, Sandefjord, Norway.

2. Pricing Principles for Antarctic Whale Products

a. Discussed with Economic and Scientific Section the pricing principles for Antarctic whale products. In carrying out the principle already established (Weekly Summary No 154), the following price relationships between Antarctic whale meat and whale oil with respect to corresponding coastal whale products, were approved by Economic and Scientific Section representatives:

Product	Coastal (percent)	Ratio of Antarctic Product to Coastal (percent)
Whale meat		
Frozen	100	162
Salted	100	100
Whale oil		
First-grade	100	110
Second-grade	100	110

b. The timing for the application of these price relationships will be as follows:

(1) Seventy-five percent of the price of each Antarctic whale product will be determined by the corresponding price of the coastal whale product prevailing at the time of departure of the Antarctic whaling fleets, 12 and 13 November 1948.

(2) Twenty-five percent of the price of each Antarctic whale product will be based on the corresponding price of the coastal whale product prevailing at the time the Antarctic whaling factory ships arrive at a Japanese port upon completing the expedition, but at a date not later than 22 April 1949.

c. The 75-25 percent breakdown used is based on the premise that, on the average, not less than 75 percent of the cost of the Antarctic whaling is incurred prior to departure, and not more than 25 percent after the departure, of the fleets for the Antarctic.

MARINE PRODUCTS

1. Landings of Aquatic Products, September 1948

LANDINGS OF AQUATIC PRODUCTS BY SPECIES, SEPTEMBER 1948

Products	Sep 48 a/	Sep 47 b/	Jan-Sep 48 a/	Jan-Sep 47 b/
Herring	941			
Atka mackerel	662			
Sardine	41,642			
Bonito	4,219			
Tuna	1,751			
Mackerel	4,261			
Horse mackerel	2,739			
Flatfish	6,691			
Sea bream	1,803			
Cod and pollack	5,400			
Yellowtail	522			
Sharks	4,170			
Others	22,244			
Subtotal	97,045	78,573		
Shellfish	6,047			
Crustaceans	2,330			
Cuttlefish and octopus	36,552			
Sea cucumber	390			
Seaweed	3,352			
Whales	2,644			
Subtotal	56,115	34,707		
TOTAL	153,160	113,280	1,339,978	1,361,187

a/ These data include only official reports of aquatic products. The reported landings are estimated to be 85-95 percent of the total landings.

b/ These data include only official reports of aquatic products. The reported landings for the first six months of 1947 are estimated to be 55-65 percent of the total landings, and for the last six months 75-85 percent of the total landings.

SOURCE: Fisheries Agency

2. Aquatic Products Landings by Regions, September

AQUATIC PRODUCTS LANDINGS BY REGIONS a/
September 1948
(metric tons)

Region	Fish	Other Aquatic Products	Total
Hokkaido	16,158	32,984	49,142
Tohoku	10,231	9,995	20,226
Hokuriku	1,713	710	2,423
Kanto	7,226	1,952	9,178
Tokai	14,113	1,450	15,563
Kinki	4,285	1,257	5,542
Chugoku	8,248	3,897	12,145
Shikoku	8,043	877	8,920
Kyushu	27,028	2,993	30,021
TOTAL	97,045	56,115	153,160

a/ These data include only official reports of aquatic products. The reported landings are estimated to be 85-95 percent of the total landings.

SOURCE: Fisheries Agency

FORESTRY DIVISION

RESOURCES

1. Pine Bark Beetle Control Program for Winter 1948-49

a. In response to a request by Natural Resources Section the Bureau of Forestry, Ministry of Agriculture and Forestry, submitted a bark beetle control operation plan for the winter months of 1948-49. The plan will take advantage of the period during which pine beetles are dormant in order to treat all trees infested in 1948. The area covered by the plan is:

(1) Kyushu District: Kumamoto Regional Forest Office - Fukuoka, Saga, Kumamoto, Oita, Miyazaki, Nagasaki, and Kagoshima prefectures.

(2) Chugoku District: Osaka Regional Forest Office - Shimane, Okayama, Hiroshima, and Yamaguchi prefectures.

(3) Kinki District: Osaka Regional Forest Office - Mie, Kyoto, Osaka, Hyogo, Nara, and Wakayama prefectures.

b. The special control period, to be known as "joint control month", will be 15 Jan-15 Feb 49. Within this period all public agencies, private landowners, and the public will be urged to concentrate on the treatment of all dead and dying pine trees.

c. The publicity campaign will consist of:

(1) Motion Pictures: Distribution and showing of several copies of the Bureau of Forestry's two-reel pine bark beetle control film.

(2) Posters: Distribution of 20,000 pine bark beetle control colored posters.

(3) Radio: Talk by the Chief, Reforestation Section, Bureau of Forestry, on the "Early Bird" program and talk, "Prevention and Control of Pine Bark Beetles" on "Tomorrow's Food" program. Negotiations are being made to obtain bark beetle control coverage on the "New Farm Village" program also.

(4) Press: Issuance of pine bark beetle control press release during January 1949.

(5) Each district is expected to organize and conduct a local over-all publicity program using the above media and others such as town meetings, field demonstrations, and pamphlets.

d. Military government teams are asked to exercise surveillance over the programs and advance them in every way possible.

e. A similar all-out "joint control month" eradication program is to be planned for eastern Japan during March 1949.

MINING AND GEOLOGY DIVISION

MINING AND MILLING

1. Inspection of Iwate Clay Deposit

a. Inspected the clay deposit of Iwate Ceramic Mine Co, Ltd, at Yokomichi, Iwate Prefecture. The mine claim includes an irregular area one to three miles wide and about seven miles long. Mr M. Muraoka, Japanese Geological Survey, estimates reserves of highly refractory, refractory, and semirefractory clays, respectively, as follows: proved, 350,000, 10,020,000, and 16,320,000 metric tons; possible, 430,000, 14,880,000, and 23,460,000 metric tons. However, estimates are difficult to make because of the variable thickness of the clay beds and the paucity of underground data. At present the deposit is exploited by underground methods only.

b. Iwate clay is important because high-quality fireclay is a necessary ingredient in manufacturing good firebricks, which are essential in the iron and steel industry and in the smelting and refining of nonferrous metals. The high-quality deposits in North China and Manchuria, which formerly supplied Japan, are no longer available. The best domestic substitute is found in Yokomichi.

2. Pyrite Data

a. Final data on November pyrite production, shipments, and stocks are shown in graph on page 25.

METALLURGY

1. Japanese Metallurgical Industry Adopts Natural Resources Section Recommendations

a. Furukawa Mining Co has reported many improvements at its Nikko refinery, Tochigi Prefecture, as the result of application of recommendations by Natural Resources Section.

b. One suggestion relates to the technique of poling. Electrolytic copper is melted in reverberatory furnaces to permit casting into such forms as wires and rods. During melting, impurities are removed by blowing compressed air through the molten copper. Excess oxygen remaining in the molten copper is removed by the reducing action obtained by burning green wooden poles in the furnace. By permitting poles to float freely, Japanese metallurgists neglected to obtain full benefit of this reducing

action. Natural Resources Section recommended use of longer poles to permit part of the poles to be submerged entirely in the copper. By adopting this suggestion, the Nikko refinery has reduced its pole consumption 68 percent, reduced its fuel consumption 27 percent, and improved the tension strength of copper wire produced from the furnace being poled in this manner by about 80 percent. At the present monthly production, this operation is saving the Furukawa Mining Co about ¥300,000 a month as well as producing a better product.

c. Another recommendation was on the use of grooved mother plates. In electrolytic refining, copper deposition takes place on a thin copper plate called the starting sheet. Starting sheets are prepared by depositing on plates of sheet copper a carefully controlled thickness of electrolytic copper, which is stripped off as a unit and used as the starting sheet. Easy stripping from the mother plate requires that the copper deposition along the edges of the mother plate be sharply defined. Past practice in Japan was to paint the edges of the mother plate with paraffin or coal tar to delimit deposition. Stripping was laborious, and resulting starting sheets were imperfect. Natural Resources Section recommended that a groove be substituted for the painting along the edges of the mother plate; as a result, the starting sheets break cleanly along this line. The introduction of modern methods of producing starting sheets in electrolytic copper refineries has raised the physical quality of the sheets to the same standards as those in United States refineries, has saved considerable time and expense to the Japanese in labor and power, and has reduced the percentage of rejected sheets.

d. Other suggestions being adopted in Japanese refineries are the milli-volt meter, for use in detecting short circuits during the process of electrolytic refining, and the integrating ampere-hour meter, for determining the exact amount of direct current being fed to the electrical circuits.

COAL

1. Inspection of Research Laboratories

a. Inspected equipment and facilities of the Coal Research Laboratory, Meguro, Tokyo, and discussed research programs with Mr Asai, director, and several department chiefs. This laboratory is conducting active research on carbonization of coal.

b. Inspected facilities and equipment of the Fuel Research Institute, Ministry of Commerce and Industry, Kawaguchi city, Saitama Prefecture, and discussed preparation and blending of coking coals for iron and steel metallurgy. Also discussed research results obtained by the

Chemistry Section, Illinois Geological Survey, which is working in cooperation with the principal coke producers in the Chicago area. Suitability of weakly caking, high-volatile Illinois coal for producing metallurgical coke for blast furnace use has been demonstrated successfully. Processing of solid fuels has been discussed with the Economic and Scientific Section.

2. Conference Regarding Lignite Processing Plans

a. Conferred with members of the Lignite Bureau, Coal Board, Ministry of Commerce and Industry, and the Fuels Research Institute concerning feasibility of a program for increased processing of lignite into coke and briquettes. The Lignite Bureau is studying a small-scale plan for installing inexpensive pot furnace equipment at about 25 lignite mines, in order to test the practicability of similar installations at all lignite mines. This information has been discussed with the Economic and Scientific Section.

3. Progress of Rehabilitation of Flooded Okinoyama Coal Mine

a. Conferred with representatives of the Ube Industrial Co on the progress of dewatering the flooded Okinoyama coal mine, Ube city, Yamaguchi Prefecture (Weekly Summary Nos 153 and 156). This undersea coal mine, which was the largest producer in the district, was flooded by a break-through of sea water in September. The mine has been pumped out to a depth of 620 feet, leaving about 100 feet of water; the main haulage level (five kilometers long) is still to be pumped out. Progress is ahead of schedule, although two to three feet of mud must be removed by hand-mucking from all tunnel entries as the water is removed. A total of 232,000 cubic feet of water is pumped out each 24 hours, which lowers the water throughout the mine 17 inches. It is expected that by March 1949 the water will be lowered to the level where the break-through occurred, and this section then can be sealed off and bulkheaded water tight. A total of 1,077,000 cubic feet of clay and debris has been dumped into the undersea break-through and apparently has sealed it effectively. The mine is producing about 20,000 tons of coal a month from areas unwatered, which is 50 percent of normal capacity.

4. Coal Production and Stockpiles.

a. Coal production and stockpile tables are shown on page 24.

COAL PRODUCTION

Period	No Days Worked	Standard Production (1,000 MT)	Substandard Production (1,000 MT) a/	Total Production (1,000 MT)	Change from Previous Month (percent)	Monthly Production Quota (1,000 MT) b/	Avg Production per Working Day (1,000 MT)	Change from Previous Month (percent)
Oct 48 c/	26.1	2,988.8	15.8	3,004.6	+3	3,022	115.1	37.0
Nov 48 b/d/						3,010		
1st 10-day	8.7	980.9						
2nd 10-day	8.6	966.6						
3rd 10-day	8.3	987.9						
Total	25.6	2,935.4						
Dec 48 b/d/								
1st 10-day	8.5	1,018.5					114.7	

a/ Substandard coal; bituminous coal in Joban and Ube under 3,000 calories; in all other districts under 3,800 calories; anthracite coal under 3,300 calories; natural coke, under 3,800 calories.
b/ Does not include substandard coal
c/ Final
d/ Preliminary

COAL STOCKPILES
(1,000 MT)

Period	Stockpiles Available Under Present Conditions	Coal in Transit	Total
31 Jul 48	182.1	492.7	674.8
31 Aug 48	160.0	522.3	682.3
30 Sep 48	163.4	591.0	754.4

SOURCE: Coal Board, Ministry of Commerce and Industry

PYRITE
(including cupriferrous pyrite)
(1,000 metric tons)

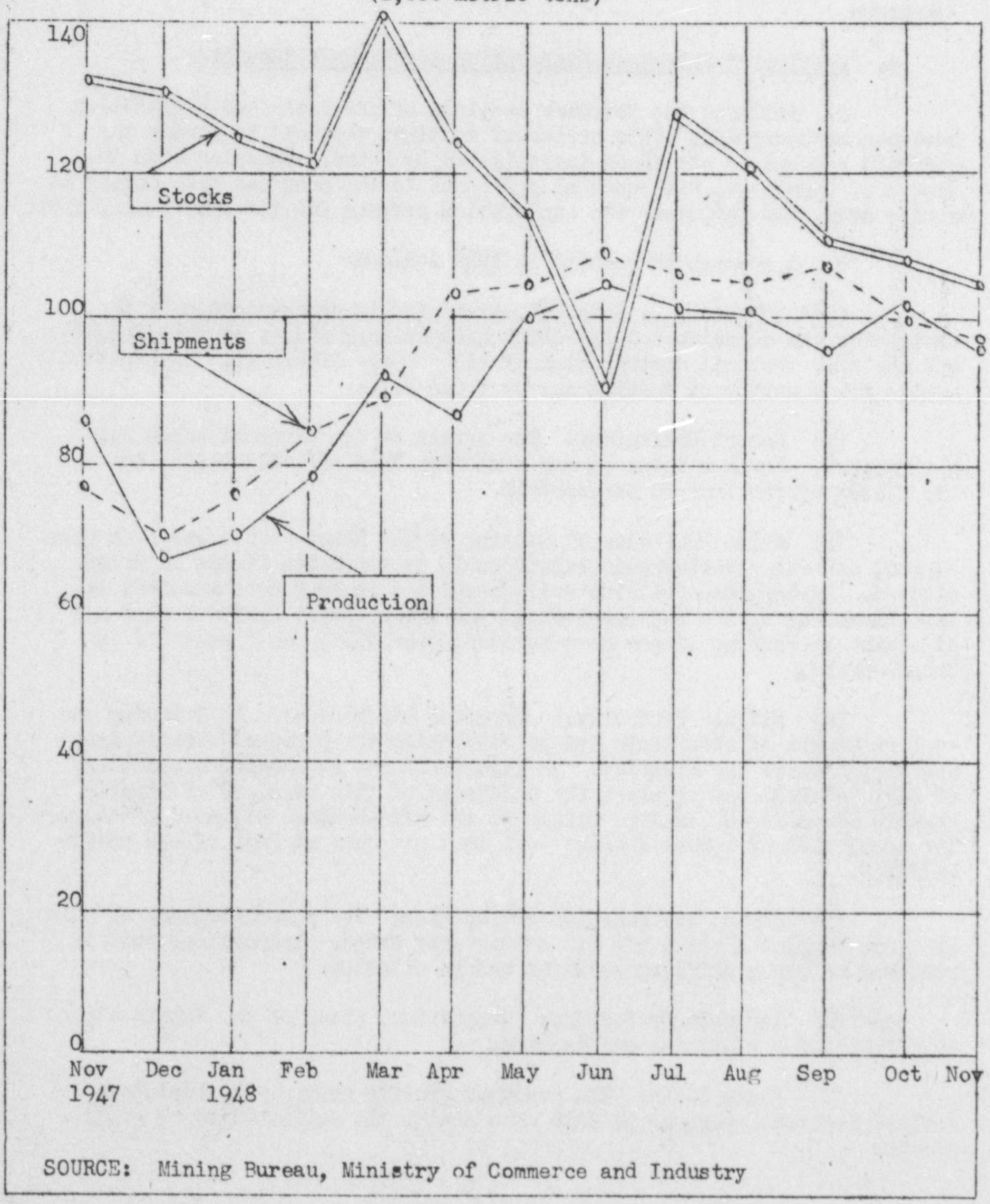

SOURCE: Mining Bureau, Ministry of Commerce and Industry

PETROLEUM

1. Meeting of Petroleum Exploration Advancement Committee

a. Attended the November meetings of the Petroleum Exploration Advancement Committee. This series of meetings was held to review the position reached in all areas investigated by Petroleum Exploration Advancement Committee, with special reference to the progress made during the past season, and formulate the exploration program for the 1949 fiscal year.

b. A summary of results in 1948 follows:

(1) Hokkaido: A detailed stratigraphic cross-section of the Cretaceous has demonstrated the thick geosynclinal facies of this formation and the wide vertical distribution of oil seepage within it. Comparatively gentle folds worthy of testing may be found here.

(2) Aomori Prefecture: The margin of the Hirosaki basin has been mapped. Further interest may center on this alluvial basin and on the flanks of the Tsugaru promontory.

(3) Akita Prefecture: Mapping of the Yokote basin has been completed, and its stratigraphic relationship to the Akita fields is being studied. Exploration drilling wells completed in 1948 have resulted in two extensions of the Hachimori field and a very small producer on a new structure at Kameda. A new deep horizon, zone VIII, was discovered in Yabase field.

(4) Niigata Prefecture: Progress has been made in defining the eastern margin of this basin and in developing the regional stratigraphy and tectonics of the district. In Kaji field the successful completion of Kaji R-7 well has enhanced the prospects of this area and of stratigraphic traps in the eastern margin of the Kita-Kambara plain as a whole. The completion of a 36-kilolitor well in a new sand at Kaji offers possibilities.

(5) Toyama and Kanazawa Prefectures: The reconnaissance of this area was completed, and a new oil seepage was found. Geophysical work is required before a drilling location can be selected.

(6) Yamagata Prefecture: Geophysical study of the Takada structure revealed a promising culmination.

(7) Kanto Plain: The pendulum gravity survey was completed. Further regional progress in this area awaits the availability of gravimeters.

c. The exploration program for 1949 includes 48 drilling tests, 32 of which are designed to locate new pools or lateral extensions near existing fields and 16 to test new structures. In addition, 47 geological, 10 gravity, and 8 seismic projects are planned. Nearly one-half of these are in Niigata Prefecture, partly because of relatively economical operating conditions in that area.

EDITORIAL AND PRODUCTION DIVISION

1. Reports in Preparation

   a. Report No 117, Aquatic Resources of the Ryukyus, 31 Dec 48

2. Press Releases

   "Fishermen Warned of Boss Determination"

   "Farmers Praised for Organization of Agricultural Cooperatives"

   "Experiment Station Consolidation Urged"

Hubert G. Schenck

HUBERT G. SCHENCK
Lt Col CE
Chief, Natural Resources Section