

Disasters¹ during 2022 – human and economic impact

OCCURRENCE OF DISASTERS

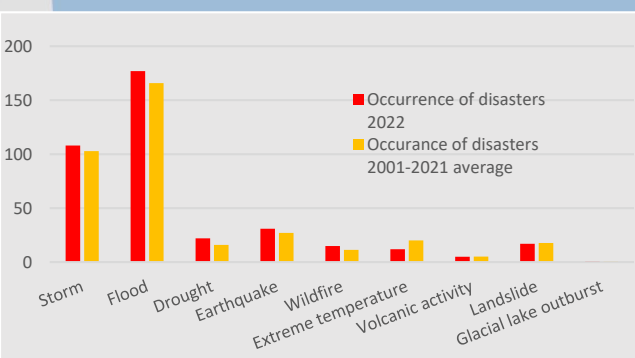
Number of disasters¹ per country in 2022



Total deaths
2,575

Total affected
2,575

- Drought
- Flood
- Storm
- Earthquake
- Extreme temperature: Heat wave



10 deadliest disasters in 2022

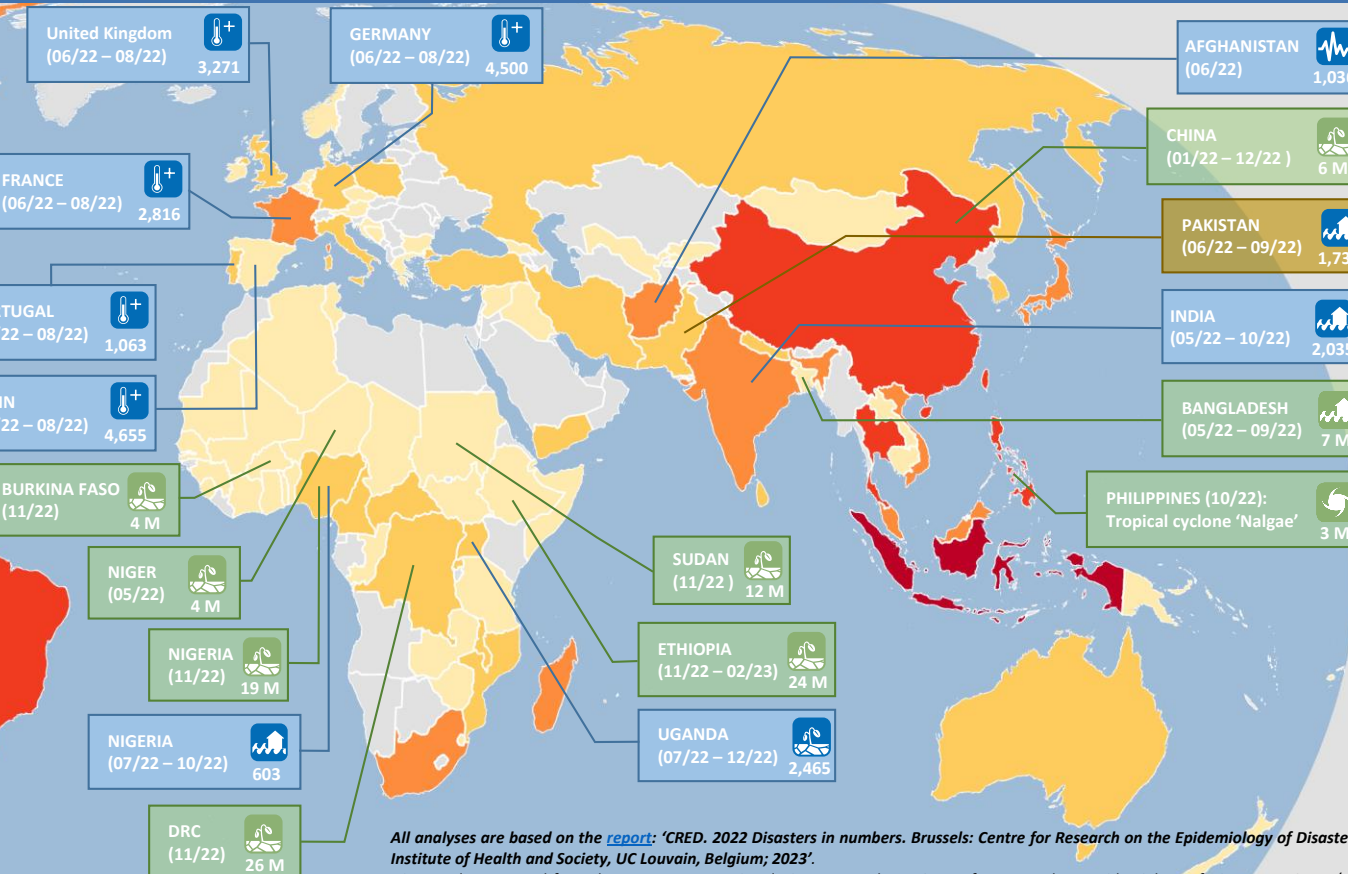
Top 10 disasters by total affected in 2022²

Disaster within top 10 deadliest and total affected

Disaster within top 10 deadliest and total affected

Disaster within top 10 deadliest and total affected

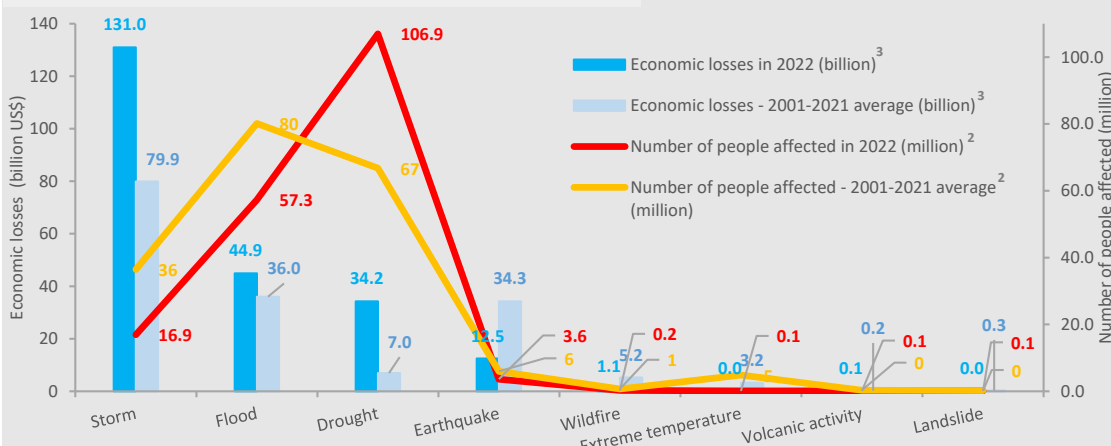
Disaster within top 10 deadliest and total affected



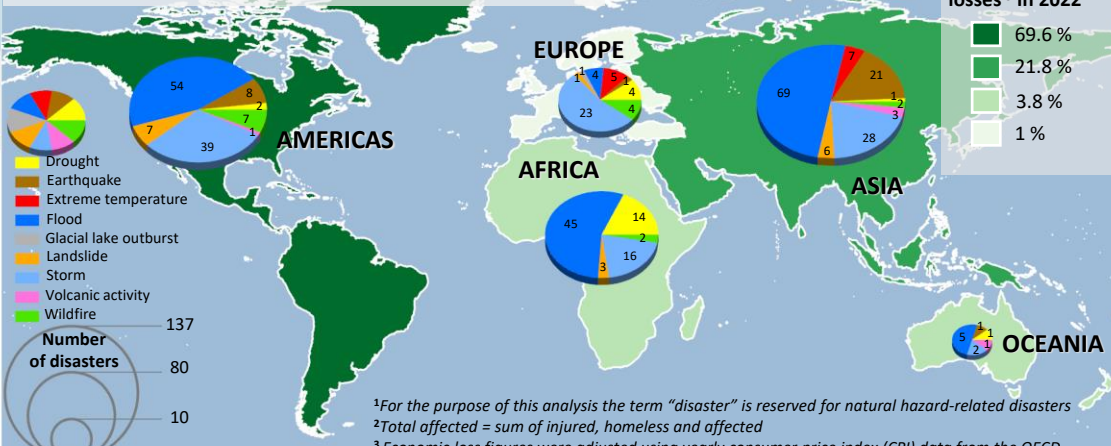
All analyses are based on the report: 'CRED. 2022 Disasters in numbers. Brussels: Centre for Research on the Epidemiology of Disasters, Institute of Health and Society, UC Louvain, Belgium; 2023'.
 Disaster data sourced from the EM-DAT International Disaster Database, Centre for Research on Epidemiology of Disasters – CRED / UC Louvain, Brussels, Belgium www.emdat.be NOT ALL EVENTS MAY HAVE BEEN REPORTED OR RECORDED IN THIS DATABASE.

Copyright, European Union, 2023. Map created by DG ECHO Situational Awareness Team. Sources: DG ECHO, GISCO. The boundaries and names shown on this map do not imply official endorsement or acceptance by the European Union.

ECONOMIC AND HUMAN IMPACT PER DISASTER TYPE



ECONOMIC IMPACT OF DISASTERS PER CONTINENT



¹For the purpose of this analysis the term "disaster" is reserved for natural hazard-related disasters
²Total affected = sum of injured, homeless and affected
³Economic loss figures were adjusted using yearly consumer price index (CPI) data from the OECD