


Willard Evan Bleick

OBLATENESS-PERTURBED ORBITS BY  
VELOCITY-CORRESPONDENCE VARIATIONS

TA7  
.U62  
no. 65



# UNITED STATES NAVAL POSTGRADUATE SCHOOL



OBLATENESS-PERTURBED ORBITS BY  
VELOCITY-CORRESPONDENCE VARIATIONS

*Willard*  
*van*  
W. E. Bleick

20 April 1966

TA7  
.U62  
no.65

*Technical report* / RESEARCH PAPER NO. 65

Distribution of this document is unlimited

TA7. U62 no. 65

Table

University of California, Berkeley

Department of Mathematics

UNITED STATES NAVAL POSTGRADUATE SCHOOL  
Monterey, California

Rear Admiral E. J. O'Donnell, USN  
Superintendent

R. F. Rinehart  
Academic Dean

ABSTRACT:

This paper presents an elementary treatment of the first order differential effects of the earth's oblateness on a close satellite using the simple notion of a varied orbit. The usual result of this approach is that the radial variation is unbounded for infinite time. The standard method of celestial mechanics for removing this difficulty is to analyze the perturbed orbit as an ellipse whose shape and space orientation are functions of time. It is shown here that the secular term may be avoided more simply by relating points on the varied and unvaried orbits by a type of radial velocity correspondence instead of the usual time correspondence, and by making the varied orbit osculate at a latus rectum chord end point of the unvaried orbit.

This task was supported by: Office of Naval Research

Prepared by: W. E. Bleick  
Professor of Mathematics

Approved by:  
W. R. Church  
Chairman, Department  
of Mathematics

Released by:  
C. E. Menneken  
Dean of  
Research Administration

U. S. Naval Postgraduate School Research Paper No. 65

20 April 1966

UNCLASSIFIED



# Oblateness-Perturbed Orbits by Velocity-Correspondence Variations

W. E. BLEICK

U. S. Naval Postgraduate School, Monterey, California

(Received 1966)

## ABSTRACT

This paper presents an elementary treatment of the first order differential effects of the earth's oblateness on a close satellite using the simple notion of a varied orbit. The usual result of this approach is that the radial variation contains a secular term which is unbounded for infinite time. The standard method of celestial mechanics for removing this difficulty is to analyse the perturbed orbit as an ellipse whose shape and space orientation are functions of time. It is shown here that the secular term may be avoided more simply by relating points on the varied and unvaried orbits by a type of radial velocity correspondence instead of the usual time correspondence, and by making the varied orbit osculate at a latus rectum chord end point of the unvaried orbit.

## INTRODUCTION

Let the origin  $O$  of a non-rotating rectangular coordinate frame  $Oxyz$  be at the center of the earth with the  $Oz$  axis pointing toward the North pole. Let the unit mass earth satellite at  $S$  in Fig. 1 have the coordinates  $x, y, z$ . Adopt the equatorial radius of the earth as a unit of length. If it be assumed that the earth's mass distribution has axial symmetry about the  $Oz$  polar axis, the gravitational potential  $V$  of the satellite may be expanded<sup>1</sup> in a series of zonal harmonics. Retention of the two lowest order terms in this series gives

$$V = -\mu [\rho^{-1} + \epsilon \rho^{-3} (1 - 3z^2 \rho^{-2})] \quad (1)$$

where  $\mu$  is the gravitational constant and  $\rho^2 = x^2 + y^2 + z^2$ . A spherically symmetric distribution of mass corresponds to  $\epsilon = 0$  in (1). Lecar, Sorenson and Eckels<sup>2</sup> have determined that the earth's oblate-spheroidal shape gives rise to the value  $\epsilon = 0.541 \times 10^{-3}$  squared units of length. The problem is to find the variations of an unperturbed Keplerian elliptical orbit, corresponding to  $\epsilon = 0$ , caused by the small  $\epsilon$  perturbation term in (1).

Let  $z \cos I - y \sin I = 0$  be the equation of the unperturbed orbit plane  $Oxv$  of Fig. 1, passing through the  $Ox$  axis with inclination angle  $I$  to the earth's equatorial plane. Introduce the cylindrical coordinates  $r, \xi, w$  shown in Fig. 1 with the  $Ow$  cylinder axis perpendicular to the  $Oxv$  plane. The equations

$$\begin{aligned} x &= r \cos \xi, \\ y &= r \cos I \sin \xi - w \sin I, \\ z &= r \sin I \sin \xi + w \cos I, \end{aligned} \quad (2)$$



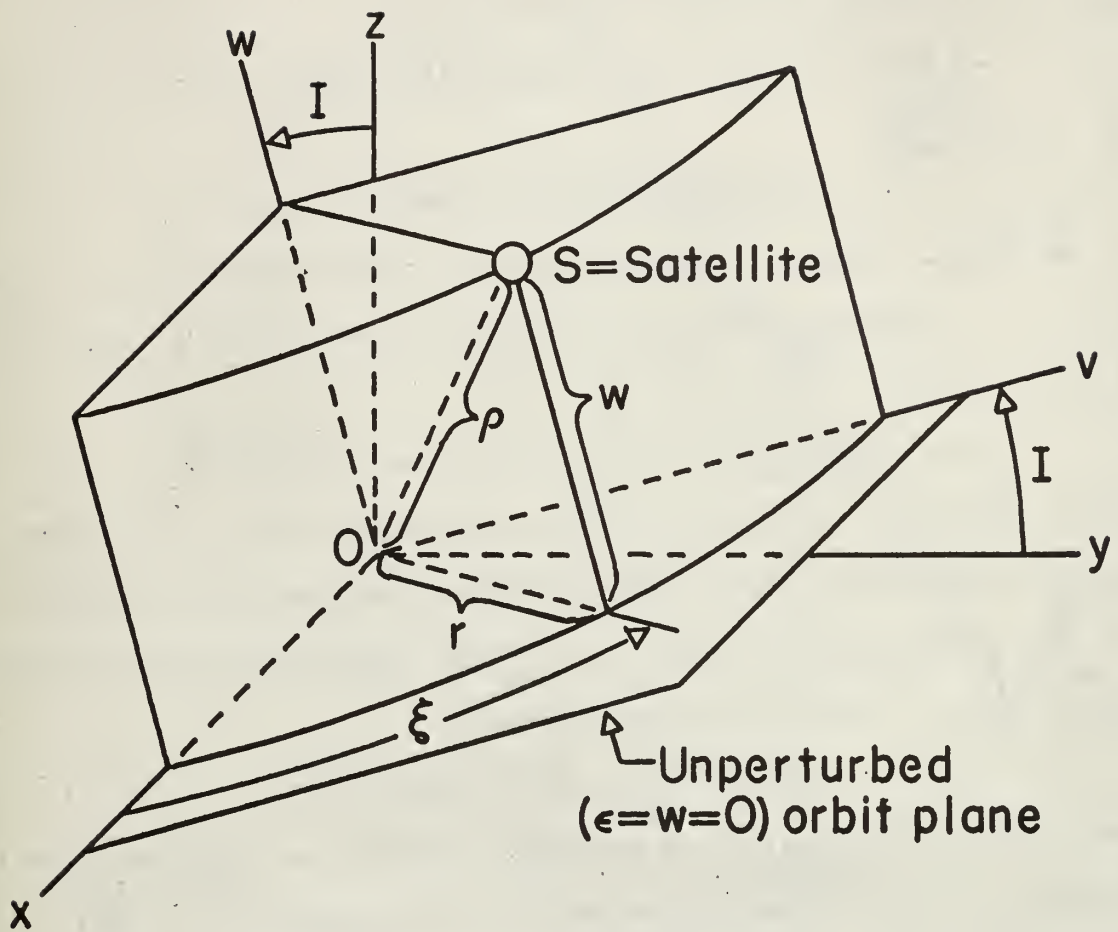


FIG. 1. Cylindrical coordinates based on the  $Oxv$  plane of the unperturbed orbit.

relate the  $x, y, z$  and  $r, \xi, w$  coordinates. The kinetic energy  $T$  and potential energy  $V$  of the unit mass perturbed satellite at  $S$  are then

$$T = \frac{1}{2}(\dot{r}^2 + r^2\dot{\xi}^2 + \dot{w}^2) \quad (3)$$

and

$$V = -\mu[\rho^{-1} + \epsilon\rho^{-3} - 3\epsilon(r \sin I \sin \xi + w \cos I)^2 \rho^{-5}] \quad (4)$$

where  $\rho^2 = r^2 + w^2$ .

#### VARIATION OUT OF ORBIT PLANE

The Lagrangian function  $T-V$  may be constructed from (3) and (4), and the equation of satellite motion in the  $w$  coordinate found to be

$$\ddot{w} + \mu\rho^{-3}w = -\mu\epsilon\frac{\partial}{\partial w}[\rho^{-3} - 3(r \sin I \sin \xi + w \cos I)^2 \rho^{-5}]. \quad (5)$$

Using the fact that  $w=0$  in the unperturbed orbit, one finds from (5) that the first order time-correspondence variation  $\delta w$  of the perturbed satellite out of the unperturbed orbit plane  $Oxy$  of Fig. 1 satisfies the equation

$$\delta\ddot{w} + \mu r^{-3}\delta w = -3\epsilon\mu r^{-4}\sin 2I \sin \xi. \quad (6)$$

Note that the operators  $\delta$  and  $d/dt$  commute in (6) since  $\delta w$  is defined to be a time-correspondence variation; i.e.,  $\delta w$ ,  $w$ ,  $r$  and  $\xi$  are all defined for the same value of time. Let  $\xi = \omega$  be the argument of the perigee  $P$  of the unperturbed elliptical orbit of Fig. 2 measured from the ascending node  $N$  on the  $Ox$  axis. Let  $\xi = \lambda = \omega - \frac{1}{2}\pi$  be the argument of the latus rectum chord end point  $L$  which precedes perigee. If the satellite position argument  $\alpha$  is measured from  $L$  the equation of the unperturbed Keplerian orbit may be written as

$$r = p / (1 + e \sin \alpha) \quad (7)$$

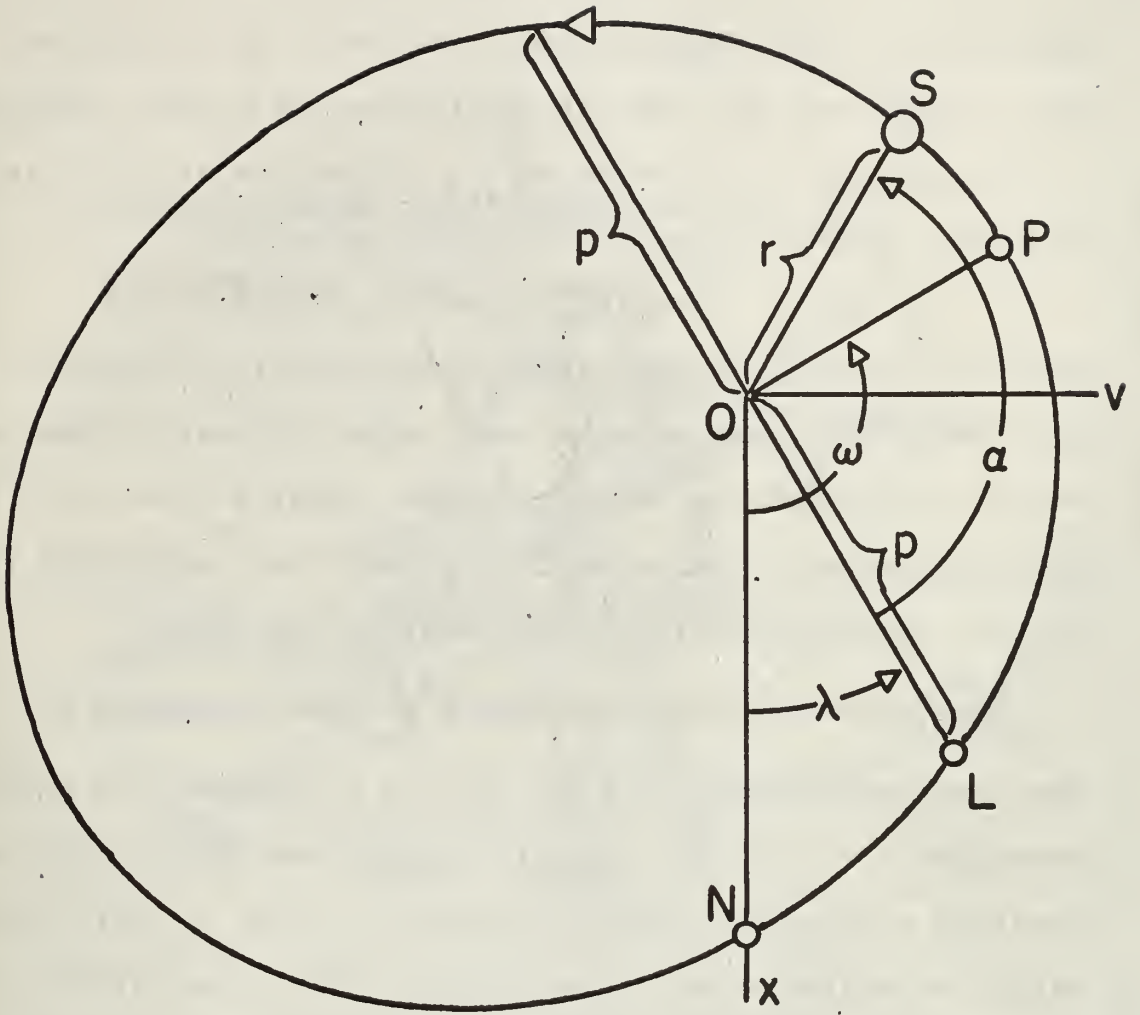


FIG. 2. Unperturbed Keplerian orbit.

where  $e$  is the orbit eccentricity and  $p$  is the semi latus rectum. The constant angular momentum of the unit mass satellite in this orbit is

$$h=r^2\dot{\alpha}=(p\mu)^{\frac{1}{2}}=2\pi ab/T \quad (8)$$

where  $a, b$  are the semiprincipal axes and  $T$  is the period of the orbit. Equations (7) and (8) may be used to replace time by  $\alpha$  as the independent variable and to replace  $\delta w$  by  $r^{-1}\delta\dot{w}$  as the dependent variable in (6) so that it reduces to

$$(r^{-1}\delta\dot{w})''+r^{-1}\delta\dot{w}=-3\epsilon p^{-2}\sin 2I(1+e\sin\alpha)\sin(\lambda+\alpha) \quad (9)$$

where the primes indicate differentiation with respect to  $\alpha$ . The simplicity of presentation of this paper depends on making the varied orbit osculate the unperturbed orbit at the latus rectum chord end point  $L$ . Equation (9) is therefore integrated with the initial conditions  $\delta w(0)=\delta w'(0)=0$  at  $\alpha=0$  to obtain

$$\frac{2p^2\delta w}{\epsilon r\sin 2I}=3\alpha\cos\xi-\cos\lambda(3\sin\alpha+8e\sin^4\frac{1}{2}\alpha)-4e\sin\lambda\sin\alpha\sin^2\frac{1}{2}\alpha. \quad (10)$$

The term proportional to  $\alpha$  in (10) is a secular term which is unbounded for infinite time. To remove this undesirable term consider a plane through the origin  $O$  in Fig. 3, which is initially coincident with the  $Oxv$  plane of the unperturbed orbit at  $\alpha=0$ , and which precesses around the  $Oz$  polar axis to the west at the differential angular rate  $\delta\dot{\varphi}$  always maintaining a constant inclination angle  $I$  with the  $Oxy$  equatorial plane. The equation of this precessing plane is

$$-x\sin I\sin\delta\varphi-y\sin I\cos\delta\varphi+z\cos I=0 \quad (11)$$

where  $\delta\varphi=0$  when  $\alpha=0$ . The distance  $\delta w^*$  of the perturbed satellite from the precessing plane may be found by substituting its coordinates  $x+\delta x, y+\delta y, z+\delta z$  from (2) into the left member of (11),

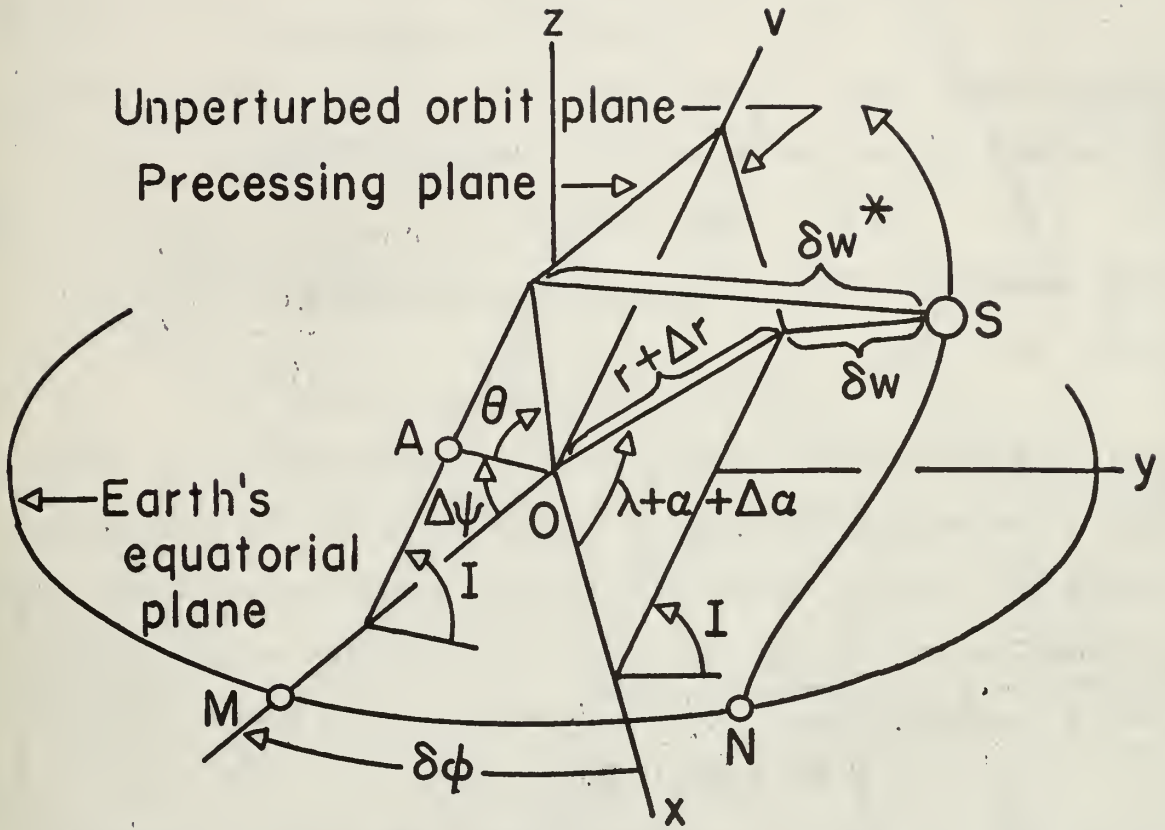


FIG. 3. Satellite variations  $\delta w$  out of the unperturbed orbit plane and  $\delta w^*$  out of the precessing perturbed orbit plane.

noting that  $w=0$ . Using the approximations  $\sin\delta\varphi\approx\delta\varphi$  and  $\cos\delta\varphi\approx 1$ , and neglecting other second order differentials, one obtains

$$\delta w^* = \delta w - r \sin I \cos \xi \delta \varphi. \quad (12)$$

On comparing (12) with (10) it is seen that the distance  $\delta w^*$  is periodic and contains no secular term if

$$\delta \dot{\varphi} = 3\epsilon \dot{\alpha} \cos I / p^2. \quad (13)$$

We conclude that the mean plane (11) of the perturbed orbit precesses around the  $Oz$  axis at the angular rate

$$\delta \dot{\varphi} = 3\epsilon \dot{\alpha} \cos I / p^2, \quad (14)$$

and that the satellite has periodic excursions  $\delta w^*$  from this plane given by

$$\delta w^* = \delta w - [3\epsilon a r \sin 2I \cos(\lambda + \alpha) / 2p^2]. \quad (15)$$

The relation between  $\delta w^*/r$  and  $\alpha$  is shown graphically in Fig. 4 for a few values of  $\lambda$  and  $e$ . The trace  $OM$  of the precessing plane (11) in the equatorial  $Oxy$  plane has the equation  $y = -x\delta\varphi$ , so that the ascending node  $N$  of the perturbed orbit in Fig. 3 moves westward along the equator through the angle

$$\delta\varphi(2\pi) = 6\pi\epsilon \cos I / p^2 \quad (16)$$

on successive transits of the equator. This nodal regression from  $N_1$  to  $N_2$  is shown in Fig. 5. If the node  $N_1$  corresponds to  $\alpha$  on the unperturbed orbit one must not conclude that the next ascending node  $N_2$  corresponds to  $\alpha + 2\pi$  since the variations  $\Delta r$  and  $\Delta\alpha$  in the unperturbed orbit plane of Fig. 3 have not yet been considered. It is shown later in (46) that the point  $Q$  of Fig. 5, corresponding to  $\alpha + 2\pi$ , is at a positive or negative differential angle  $\Delta\psi(2\pi)$  of order  $\epsilon$  from  $N_2$  thus justifying the assignment of  $\delta\varphi(2\pi)$  of (16) to the angle  $N_1ON_2$ .

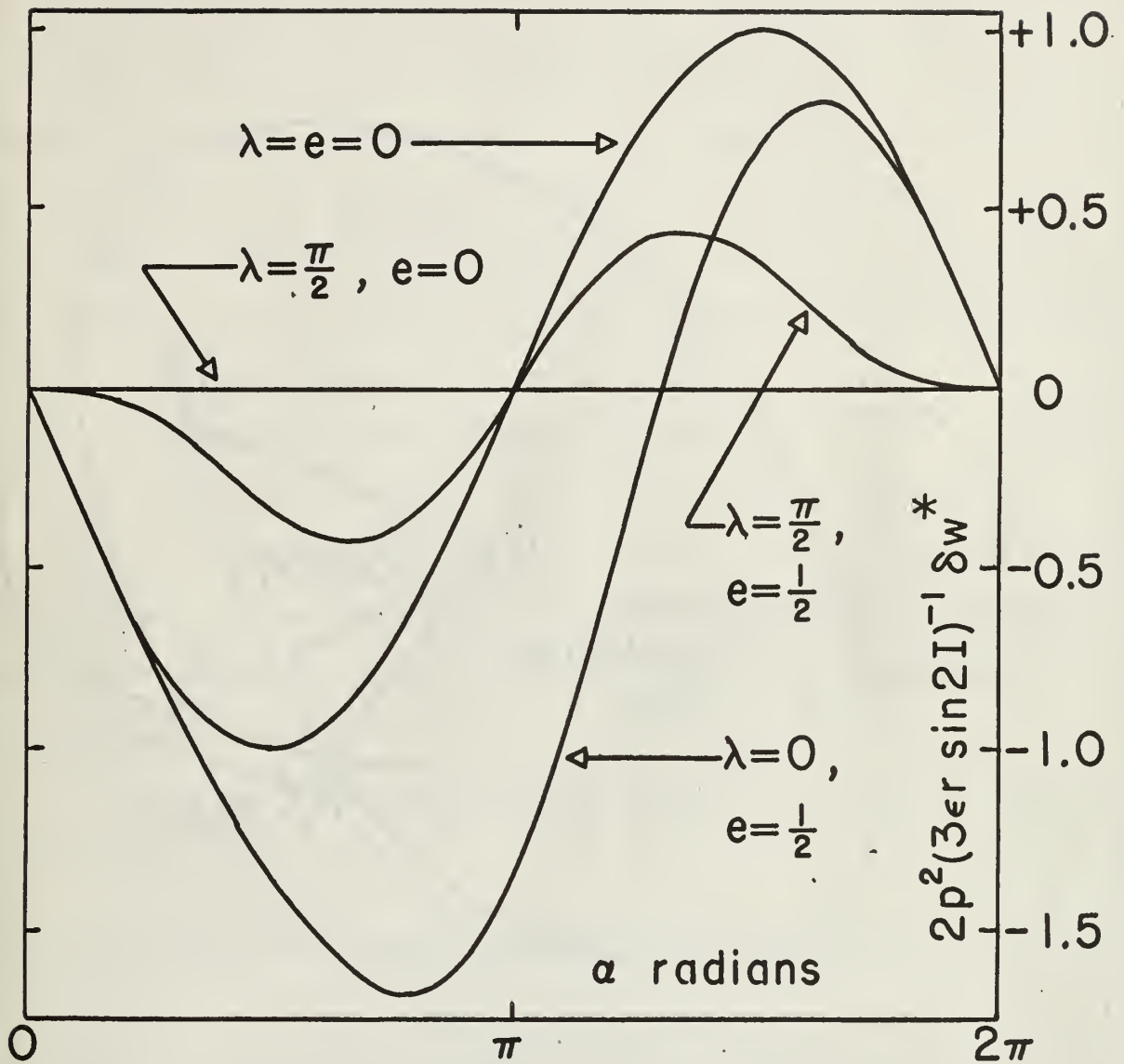


FIG. 4. Relation between  $r^{-1} \delta w^*$  and  $\alpha$ .

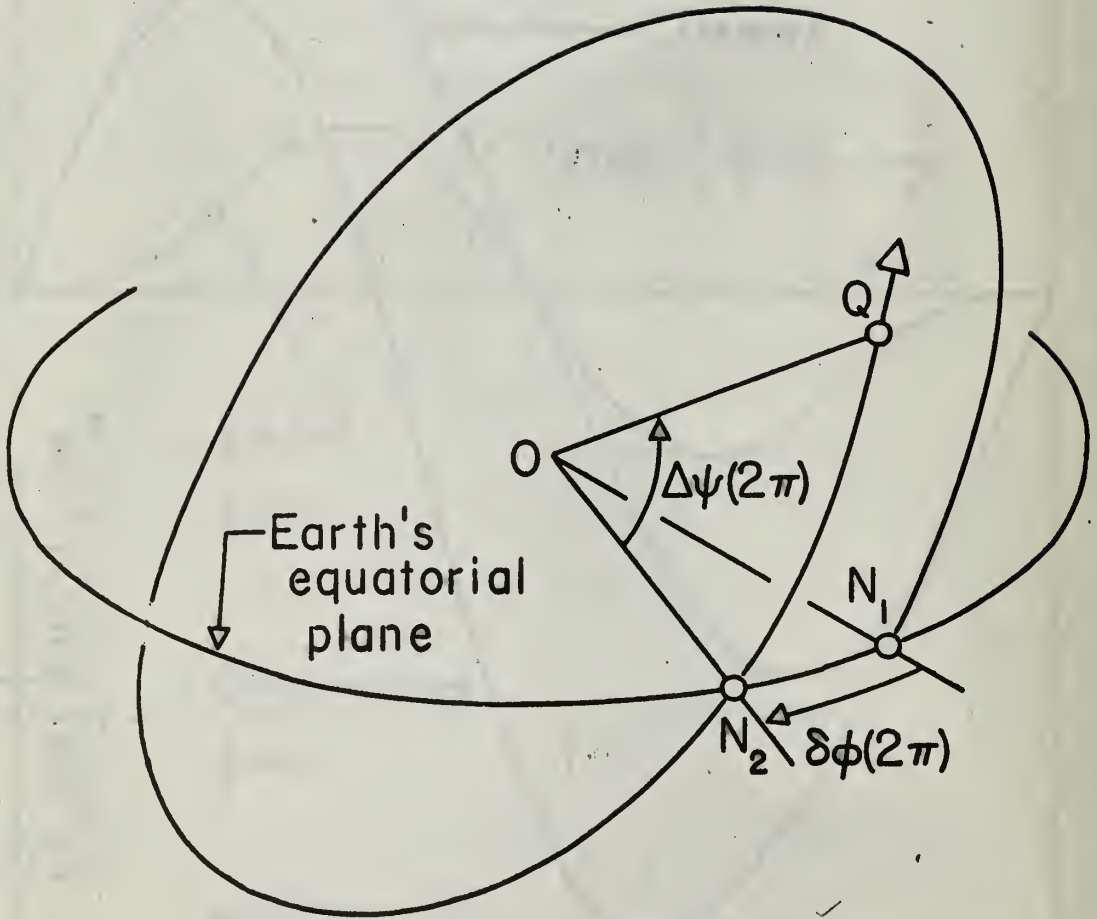


FIG. 5. Regression  $\delta\phi(2\pi)$  of the ascending node in the equatorial plane and precession  $\Delta\psi(2\pi)$  of the perturbed orbit.



## VARIATIONS IN THE ORBIT PLANE

The gravitational force on the satellite has no moment around the earth's polar Oz axis because of the axial symmetry of the earth's mass distribution assumed in (1). Hence the moment of momentum of the perturbed satellite around the Oz axis is conserved. The moment of momentum vector is found most easily by first computing its components in the Oxvw frame of Fig. 1, and then transforming them to the Oxyz frame. It follows from (8) that conservation of the Oz component of moment of momentum of the unit mass perturbed satellite requires

$$[(w\dot{r}-r\dot{w})\cos\xi-wr\dot{\xi}\sin\xi]\sin I+r^2\dot{\xi}\cos I=h\cos I \quad (17)$$

where it is assumed that the orbit osculates the unperturbed orbit (7) at  $\xi=\lambda$ , i.e.  $\alpha=0$ . On expressing (17) in terms of first order time-correspondence variations from the  $w=\dot{w}=0$  unperturbed orbit, and using (8) to replace time by  $\alpha$  as the independent variable, one obtains

$$2r^{-1}\delta r+\delta\alpha'=\tan I\cos^2\xi\frac{d}{d\alpha}\left(\frac{\delta w}{r\cos\xi}\right)=F_1 \quad (18)$$

where, using (10),

$$\frac{-p^2F_1}{e\sin^2 I}=2e\left[\sin^2\frac{1}{2}\alpha(2\cos\alpha+\cos 2\alpha)\sin 2\lambda+\sin^3\alpha\cos 2\lambda\right]+3\sin\alpha\sin(2\lambda+\alpha). \quad (19)$$

From (3) and (4) it is seen that conservation of the total energy  $T+V$  of the unit mass perturbed satellite requires

$$\begin{aligned} &\frac{1}{2}(\dot{r}^2+r^2\dot{\alpha}^2+\dot{w}^2)-\mu[\rho^{-1}+\epsilon\rho^{-3}-3\epsilon(r\sin I\sin\xi+w\cos I)^2\rho^{-5}] \\ &=E-\mu\epsilon\rho^{-3}(1-3\sin^2 I\sin^2\lambda) \end{aligned} \quad (20)$$

where it is assumed that the orbit osculates the unperturbed orbit (7) of total energy  $E$  at  $\xi=\lambda$ , i.e.  $\alpha=0$ . On expressing (20) in terms of first order time-correspondence variations from the

$w = \dot{w} = 0$  unperturbed orbit one obtains

$$\dot{r}\delta\dot{r} + (r\dot{\alpha}^2 + \mu r^{-2})\delta r + r^2\dot{\alpha}\delta\dot{\alpha} = \mu\epsilon[r^{-3} - p^{-3} + 3\sin^2 I(p^{-3}\sin^2\lambda - r^{-3}\sin^2\xi)]. \quad (21)$$

On using (8) to replace time by  $\alpha$  as the independent variable (21) becomes

$$r^{-2}r'\delta r' + (r^{-1} + p^{-1})\delta r + \delta\alpha' = F_2 \quad (22)$$

where

$$F_2 = \epsilon[1 - r^3 p^{-3} - 3\sin^2 I(\sin^2\xi - r^3 p^{-3}\sin^2\lambda)]/pr. \quad (23)$$

If the rather complicated Eqs. (18) and (22) are integrated as they stand it will be found that  $\delta r$  contains a secular term, exhibited later in (53), which is unbounded for infinite values of  $\alpha$ . The secular nature of  $\delta r$  raises doubt about its ability to give a sufficiently accurate description of the radial perturbation when  $\alpha$  is more than a few multiples of  $2\pi$ , and makes for unwieldy mathematics in the determination of  $\delta\alpha$ . Sterne<sup>3</sup> has removed the radial secular term in the present problem by a standard method of celestial mechanics which analyzes the perturbed orbit as an ellipse whose shape and space orientation are set up from the beginning to be functions of time. The secular term difficulty is avoided here in a simpler fashion by relating points on the varied and unvaried orbits by a type of radial velocity correspondence instead of the usual time correspondence implied by the use of the symbols  $\delta r$  and  $\delta\alpha$ . We assume that the differential change in radial velocity  $\Delta\dot{r}$  from a point on the unperturbed orbit to a corresponding point on the varied orbit is

$$\Delta\dot{r} = \delta\dot{r} + \ddot{r}\Delta t = \ddot{r}F(\alpha)/\dot{r} \quad (24)$$

where  $\Delta t$  is the corresponding time difference. The function  $F(\alpha)$ , of order  $\epsilon$ , is chosen later to avoid a singularity. The

function  $F$  will also be chosen so that exact radial velocity correspondence,  $\Delta\dot{r}=0$ , is achieved at perigee and apogee, thus facilitating a discussion of the precession of the apsidal line of the perturbed orbit. The symbol  $\Delta$ , used in this section to denote the velocity-correspondence variation operator, does not commute with the operator  $d/dt$  since the correspondence of points defined in (24) is not based on equal values of time. The velocity-correspondence variations in  $r$ ,  $\alpha$  and  $\dot{\alpha}$ , consistent with (24), are

$$\Delta r = \delta r + \dot{r}\Delta t, \quad (25)$$

$$\Delta \alpha = \delta \alpha + \dot{\alpha}\Delta t, \quad (26)$$

and

$$\Delta \dot{\alpha} = \delta \dot{\alpha} + \ddot{\alpha}\Delta t. \quad (27)$$

Note that  $\Delta t$  may be found from (25) after  $\Delta r - \delta r$  has been determined in (53). Note also that  $\Delta w = \delta w + \dot{w}\Delta t = \delta w$  and  $\Delta w^* = \delta w^*$  since  $\dot{w} = 0$  on the unperturbed orbit.

Equations (7), (24), (25) and (26) yield

$$\Delta r = \delta r + [r'\delta r' / (r^2 p^{-1} - r)] + F \quad (28)$$

and

$$\Delta \alpha = \delta \alpha + [\delta r' / (r^2 p^{-1} - r)] + F/r'. \quad (29)$$

Subtraction of (18) from (22) yields

$$r'r^{-2}\delta r' + (p^{-1} - r^{-1})\delta r = F_2 - F_1. \quad (30)$$

Substitution of (30) into (28) yields

$$\Delta r = F + [(F_2 - F_1) / (p^{-1} - r^{-1})]. \quad (31)$$

Elimination of  $\delta r'$  from (28) and (29) yields

$$\Delta \alpha - \delta \alpha = (\Delta r - \delta r) / r'. \quad (32)$$

Differentiation of (32), together with the use of (7), (18)

and (28), yields

$$\frac{d}{d\alpha}\Delta\alpha = F_1 + (r^2/r') [Fr^{-2}\tan\alpha + \frac{d}{d\alpha}(\Delta r/r^2)]. \quad (33)$$

Use of (7), (19) and (23) gives

$$\frac{p(F_2 - F_1)}{\epsilon(p^{-1} - r^{-1})} = \sin^2 I [\sin^2 \alpha \cos 2\lambda + (\sin \alpha + 2\sin^2 \frac{1}{2} \alpha \cos^2 \alpha \csc \alpha) \sin 2\lambda] \quad (34)$$

$$+ (3\sin^2 I \sin^2 \lambda - 1) [1 + (r/p) + (r/p)^2]$$

which is singular at  $\alpha = \frac{\pi}{2}$ . To avoid the same singularity in  $\Delta r$  choose  $F$  of (31) to be

$$F = \epsilon \sin^2 I \sin 2\lambda (\cos \alpha - 1) \cos^2 \alpha / p \sin \alpha. \quad (35)$$

The differential change in radial velocity  $\Delta \dot{r}$  is then found from (24), with the aid of (7), (8) and (35), to be

$$\Delta \dot{r} = \epsilon \dot{p}^{-1} \sin^2 I \sin 2\lambda (1 - \cos \alpha) \cos \alpha, \quad (36)$$

giving exact radial velocity correspondence at osculation, perigee and apogee. The differential change  $\Delta r$  is found from (31), (34) and (35) to be

$$\Delta r = \epsilon p^{-1} \{ \sin^2 I (\sin^2 \alpha \cos 2\lambda + \sin \alpha \sin 2\lambda) \quad (37)$$

$$- (1 - 3\sin^2 I \sin^2 \lambda) [1 + (r/p) + (r/p)^2] \},$$

giving

$$\Delta r(0) = 3\epsilon p^{-1} (3\sin^2 I \sin^2 \lambda - 1). \quad (38)$$

The variation  $\Delta \alpha(0)$  at osculation, where  $\delta r(0) = \delta \alpha(0) = 0$ , is found from (7), (32) and (38) to be

$$\Delta \alpha(0) = 3\epsilon (1 - 3\sin^2 I \sin^2 \lambda) / p^2 e. \quad (39)$$

Equation (39) shows that the notion of a velocity-correspondence variation cannot be used for  $e=0$  as one would expect. An integration of (33) with the aid of (7), (19), (35) and (37) yields

$$\Delta \alpha - \Delta \alpha(0) = \quad (40)$$

$$\frac{1}{2} \epsilon p^{-2} \{ [(2 - 3\sin^2 I) (3\alpha + 4e \sin^2 \frac{1}{2} \alpha) + \sin^2 I \sin \alpha (9 \cos \alpha \cos 2\lambda - 2e^{-1} \sin 2\lambda)] +$$

$$2\sin^2 I \sin^2 \frac{1}{2} \alpha [2e (\cos 2\alpha + 2\cos \alpha - 2e^{-2}) \cos 2\lambda - (9 + 5\cos \alpha + 4e \sin \alpha + e \sin 2\alpha) \sin 2\lambda] \},$$

periodic in  $\alpha$  except for the secular term

$$3\epsilon\alpha(2-3\sin^2 I)/2p^2. \quad (41)$$

The change in  $\alpha+\Delta\alpha$  from  $\alpha=\frac{1}{2}\pi$  to  $\alpha=3\pi/2$  may be calculated from (40) to be

$$\pi+\frac{1}{2}\epsilon p^{-2}[3\pi(2-3\sin^2 I)-4(2e+e^{-1})\sin^2 I\sin 2\lambda] \quad (42)$$

so that the apsidal line of the perturbed orbit does not pass through the earth's center unless the last term of (42) happens to be zero. The complex variable describing the projection of the perturbed satellite orbit in the Oxv plane of Fig. 3 is

$$(r+\Delta r)\exp[i(\lambda+\alpha+\Delta\alpha)] \quad (43)$$

if the Ox axis is taken as the axis of the real part. Let OM of Fig. 3 be the trace of the precessing perturbed orbit plane (11) in the earth's equatorial plane. Let  $\Delta\psi(\alpha)$  of Fig. 3 be a differential angle measured from the trace OM to a moving reference radial line OA in the precessing plane. Then the complex variable describing the projection of the perturbed satellite orbit in the precessing plane relative to the reference radial line OA as the axis of real numbers is

$$(r+\Delta r)\exp i\theta \quad (44)$$

where the angle  $\theta$  of Fig. 3 is

$$\theta=\lambda+\alpha+\Delta\alpha+\delta\varphi\cos I-\Delta\psi. \quad (45)$$

On substituting  $\Delta\alpha$  from (40) and  $\delta\varphi$  from (13) into (45) it is found that the perturbed orbit projection (44) is periodic relative to the moving line OA and contains no secular term if

$$\Delta\psi=3\epsilon\alpha(4-5\sin^2 I)/2p^2. \quad (46)$$

Note that the rate of precession

$$(d/dt)\Delta\psi=3\epsilon\dot{\alpha}(4-5\sin^2 I)/2p^2 \quad (47)$$

of the periodic perturbed orbit (44 to 46) relative to the trace OM is direct or retrograde according as  $\sin I$  is less than or greater than  $(4/5)^{\frac{1}{2}}$ . The  $\arcsin(4/5)^{\frac{1}{2}}$  is  $63^{\circ}26'$ . The precession  $\Delta\psi(2\pi)=3\epsilon\pi(4-5\sin^2 I)/p^2$  of the periodic perturbed orbit in the precessing plane between the times of two successive ascending nodes  $N_1$  and  $N_2$  has been pictured earlier in Fig. 5.

#### VARIATION IN NODAL PERIOD

The change from the period  $T$  of the unperturbed orbit to the nodal period  $T+\Delta T$  between the two successive nodes  $N_1$  and  $N_2$  of Fig. 5 can be calculated only in terms of time-correspondence variations. Let  $\Delta t$  represent the differential time changes from the points  $z=\delta z$  at  $\alpha=-\lambda$  and  $\alpha=-\lambda+2\pi$  on the varied orbit to the corresponding nodes  $N_1$  and  $N_2$  at  $z=0$  on the varied orbit, so that

$$\delta z + \dot{z}\Delta t = 0. \quad (48)$$

The differential change in the nodal period is then

$$\begin{aligned} \Delta T &= \Delta t(-\lambda+2\pi) - \Delta t(-\lambda) \\ &= [\delta z(-\lambda) - \delta z(-\lambda+2\pi)] / \dot{z}(-\lambda). \end{aligned} \quad (49)$$

Substitution of (2) into (49) gives

$$\dot{\alpha}(-\lambda)\Delta T = [\delta\alpha + r^{-1}\cot I\delta w]_{-\lambda+2\pi}^{-\lambda}. \quad (50)$$

Equation (10) yields

$$r^{-1}\cot I\delta w|_{-\lambda+2\pi}^{-\lambda} = -6\epsilon\pi p^{-2}\cos^2 I. \quad (51)$$

The calculation of the time-correspondence variation  $\delta\alpha$ , evaded thus far, is now required. Eliminate  $F_2-F_1$  from (30) and (31) to obtain

$$\frac{d}{d\alpha}[(\delta r - \Delta r)\sec\alpha] = -(F\tan\alpha + \frac{d\Delta r}{d\alpha})\sec\alpha. \quad (52)$$

Integrate (52) with the aid of (37), using (38) and  $\delta r(0)=0$

as initial conditions at osculation, to obtain

$$(\delta r - \Delta r) \sec \alpha = \quad (53)$$

$$\frac{\epsilon e (3 \sin^2 I \sin^2 \lambda - 1)}{p (1 - e^2)^2} \left\{ e \cos \alpha \left[ (4 - e^2) \frac{r}{p} + (1 - e^2) \frac{r^2}{p^2} \right] - e (5 - 2e^2) - \frac{3}{e} (1 - e^2)^2 \right. \\ \left. + 3 (1 - e^2)^{-\frac{1}{2}} \left[ \alpha + \sum_{n=1}^{\infty} \frac{a_n \sin n\alpha + b_n (1 - \cos n\alpha)}{n} \right] \right\} \\ - \epsilon p^{-1} \sin^2 I \left[ 4 \sin^2 \frac{1}{2} \alpha \cos 2\lambda + \sin \alpha \sin 2\lambda \right]$$

where  $a_n$  and  $b_n$  are coefficients in the Fourier series

$$(1 - e^2)^{\frac{1}{2}} (1 + e \sin \alpha)^{-1} = \frac{1}{2} a_0 + \sum_{n=1}^{\infty} (a_n \cos n\alpha + b_n \sin n\alpha) \quad (54)$$

and are defined by the complex number

$$a_n + i b_n = 2 (ie)^{-n} [1 - (1 - e^2)^{\frac{1}{2}}]^n. \quad (55)$$

Comparison of (37) with (53) shows that the time-correspondence variation  $\delta r$  contains a secular term proportional to  $\alpha \cos \alpha$ , and also shows the simplicity of the velocity-correspondence variation  $\Delta r$  versus the complicated  $\delta r$ . Use of (32), (40) and (53) gives

$$\delta \alpha \Big|_{-\lambda + 2\pi}^{-\lambda} = 6\pi \epsilon p^{-2} \left[ (3 \sin^2 I \sin^2 \lambda - 1) (1 - e^2)^{-5/2} + \frac{3}{2} \sin^2 I - 1 \right]. \quad (56)$$

Use of (8), (50), (51) and (56) then shows that the fractional change in the nodal period is

$$\frac{\Delta T}{T} = \frac{3\epsilon}{ab(1 - e \sin \lambda)^2} \left[ \frac{3 \sin^2 I \sin^2 \lambda - 1}{(1 - e^2)^{5/2}} + \frac{5}{2} \sin^2 I - 2 \right]. \quad (57)$$

#### CONCLUDING REMARKS

The notion of varying an orbit by velocity-correspondence variations instead of time-correspondence variations has been shown to lead to a simple discussion of first order oblateness effects. The variations obtained are less complicated than those derived by an analysis<sup>3</sup> in terms of an ellipse whose shape and

space orientation are functions of time, and have a more direct physical interpretation. The analysis can be carried through for a general point of osculation at the price of an increase in mathematical complexity.

#### ACKNOWLEDGEMENTS

I am indebted to my colleague, J. D. Brock, for arousing my interest in the problem of developing an elementary theory of oblateness effects suitable for classroom use. Aid of the Computer Facility, U. S. Naval Postgraduate School, in the numerical calculation of orbits to verify differential effect formulas is acknowledged. This work was supported by the Office of Naval Research.

#### REFERENCES

- <sup>1</sup>T. E. Sterne, An Introduction to Celestial Mechanics (Interscience Publishers, Inc., New York, 1960), pp. 28-32.
- <sup>2</sup>M. Lecar, J. Sorenson, and A. Eckels, *J. Geophys. Research* 64, 209 (1959).
- <sup>3</sup>Reference 1, pp. 100-103, 116-127.

#### FIGURE CAPTIONS

- FIG. 1. Cylindrical coordinates based on the Oxv plane of the unperturbed orbit.
- FIG. 2. Unperturbed Keplerian orbit.
- FIG. 3. Satellite variations  $\delta w$  out of the unperturbed orbit plane and  $\delta w^*$  out of the precessing perturbed orbit plane.
- FIG. 4. Relation between  $r^{-1}\delta w^*$  and  $\alpha$ .
- FIG. 5. Regression  $\delta\varphi(2\pi)$  of the ascending node in the equatorial plane and precession  $\Delta\psi(2\pi)$  of the perturbed orbit.



DISTRIBUTION LIST

Documents Department  
General Library  
University of California  
Berkeley, California 94720

Lockheed-California Company  
Central Library  
Dept. 77-14, Bldg. 170, Plt. B-1  
Burbank, California 91503

Naval Ordnance Test Station  
China Lake, California  
Attn: Technical Library

Serials Dept., Library  
University of California, San Diego  
La Jolla, California 92038

Aircraft Division  
Douglas Aircraft Company, Inc.  
3855 Lakewood Boulevard  
Long Beach, California 90801  
Attn: Technical Library

Librarian  
Government Publications Room  
University of California  
Los Angeles, California 90024

Librarian  
Numerical Analysis Research  
University of California  
405 Hilgard Avenue  
Los Angeles, California 90024

Chief Scientist  
Office of Naval Research  
Branch Office  
1030 East Green Street  
Pasadena, California 91101

Commanding Officer and Director  
U. S. Navy Electronics Lab. (Library)  
San Diego, California 92152

General Dynamics/Convair  
P.O. Box 1950  
San Diego, California 92112  
Attn: Engineering Library  
Mail Zone 6-157

Ryan Aeronautical Company  
Attn: Technical Information  
Services  
Lindbergh Field  
San Diego, California 92112

General Electric Company  
Technical Information Center  
P.O. Drawer QQ  
Santa Barbara, California 93102

Library  
Boulder Laboratories  
National Bureau of Standards  
Boulder, Colorado 80302

Government Documents Division  
University of Colorado Libraries  
Boulder, Colorado 80304

The Library  
United Aircraft Corporation  
400 Main Street  
East Hartford, Connecticut 06108

Documents Division  
Yale University Library  
New Haven, Connecticut 06520

Librarian  
Bureau of Naval Weapons  
Washington, D. C. 20360

George Washington University Library  
2023 G Street, N. W.  
Washington, D. C. 20006

National Bureau of Standards Library  
Room 301, Northwest Building  
Washington, D. C. 20234

Director  
Naval Research Laboratory  
Washington, D. C. 20390  
Attn: Code 2027

University of Chicago Library  
Serial Records Department  
Chicago, Illinois 60637

Documents Department  
Northwestern University Library  
Evanston, Illinois 60201

The Technological Institute, Library  
Northwestern University  
Evanston, Illinois 60201

Librarian  
Purdue University  
Lafayette, Indiana 47907

Johns Hopkins University Library  
Baltimore  
Maryland 21218

Martin Company  
Science-Technology Library  
Mail 398  
Baltimore, Maryland 21203

Scientific and Technical Information  
Facility  
Attn: NASA Representative  
P.O. Box 5790  
Bethesda, Maryland 20014

Documents Office  
University of Maryland Library  
College Park, Maryland 20742

The Johns Hopkins University  
Applied Physics Laboratory  
Silver Spring, Maryland  
Attn: Document Librarian

Librarian  
Technical Library, Code 245L  
Building 39/3  
Boston Naval Shipyard  
Boston, Massachusetts 02129

Librarian  
U.S. Naval Weapons Laboratory  
Dahlgren, Virginia

Massachusetts Institute of Technology  
Serials and Documents  
Hayden Library  
Cambridge, Massachusetts 02139

Technical Report Collection  
303A, Pierce Hall  
Harvard University  
Cambridge, Massachusetts 02138  
Attn: Mr. John A. Harrison, Librarian

Alumni Memorial Library  
Lowell Technological Institute  
Lowell, Massachusetts

Librarian  
University of Michigan  
Ann Arbor, Michigan 48104

Gifts and Exchange Division  
Walter Library  
University of Minnesota  
Minneapolis, Minnesota 55455

Reference Department  
John M. Olin Library  
Washington University  
6600 Millbrook Boulevard  
St. Louis, Missouri 63130

Librarian  
Forrestal Research Center  
Princeton University  
Princeton, New Jersey 08540

U. S. Naval Air Turbine Test Station  
Attn: Foundational Research Coordinator  
Trenton, New Jersey 08607

Engineering Library  
Plant 25  
Grumman Aircraft Engineering Corp.  
Bethpage, L. I., New York 11714

Librarian  
Fordham University  
Bronx, New York 10458

U. S. Naval Applied Science Laboratory  
Technical Library  
Building 291, Code 9832  
Naval Base  
Brooklyn, New York 11251

Librarian  
Cornell Aeronautical Laboratory  
4455 Genesee Street  
Buffalo, New York 14225

Central Serial Record Dept.  
Cornell University Library  
Ithaca, New York 14850

Columbia University Libraries  
Documents Acquisitions  
535 W. 114 Street  
New York, New York 10027

Engineering Societies Library  
345 East 47th Street  
New York, New York 10017

Library-Serials Department  
Rensselaer Polytechnic Institute  
Troy, New York 12181

Librarian  
Documents Division  
Duke University  
Durham, North Carolina 27706

Ohio State University Libraries  
Serial Division  
1858 Neil Avenue  
Columbus, Ohio 43210

Commander  
Philadelphia Naval Shipyard  
Philadelphia, Pennsylvania 19112  
Attn: Librarian, Code 249c

Steam Engineering Library  
Westinghouse Electric Corporation  
Lester Branch Postoffice  
Philadelphia, Pennsylvania 19113

Hunt Library  
Carnegie Institute of Technology  
Pittsburgh, Pennsylvania 15213

Documents Division  
Brown University Library  
Providence, Rhode Island 02912

Central Research Library  
Oak Ridge National Laboratory  
Post Office Box X  
Oak Ridge, Tennessee 37831

Documents Division  
The Library  
Texas A & M University  
College Station, Texas 77843

Librarian  
LTV Vought Aeronautics Division  
P.O. Box 5907  
Dallas, Texas 75222

Gifts and Exchange Section  
Periodicals Department  
University of Utah Libraries  
Salt Lake City, Utah 84112

Defense Documentation Center (DDC)  
Cameron Station  
Alexandria, Virginia 22314  
Attn: IRS (20 copies)

#### FOREIGN COUNTRIES

Engineering Library  
Hawker Siddeley Engineering  
Box 6001  
Toronto International Airport  
Ontario, Canada  
Attn: Mrs. M. News, Librarian

Exchange Section  
National Lending Library for  
Science and Technology  
Boston Spa  
Yorkshire, England

The Librarian  
Patent Office Library  
25 Southampton Buildings  
Chancery Lane  
London W. C. 2., England

Librarian  
National Inst. of Oceanography  
Wormley, Godalming  
Surrey, England

Dr. H. Tigerschild, Director  
Library  
Chalmers University of Technology  
Gibraltargatan 5  
Gothenburg S, Sweden



## DOCUMENT CONTROL DATA - R&amp;D

(Security classification of title, body of abstract and indexing annotation must be entered when the overall report is classified)

1. ORIGINATING ACTIVITY (Corporate author)		2a. REPORT SECURITY CLASSIFICATION	
U. S. Naval Postgraduate School Monterey, California 93940		UNCLASSIFIED	
		2b. GROUP	
		---	
3. REPORT TITLE			
Oblateness-Perturbed Orbits by Velocity-Correspondence Variations			
4. DESCRIPTIVE NOTES (Type of report and inclusive dates)			
Research Paper, 1966.			
5. AUTHOR(S) (Last name, first name, initial)			
Bleick, Willard E.			
6. REPORT DATE		7a. TOTAL NO. OF PAGES	7b. NO. OF REFS
20 April 1966		18	---
8a. CONTRACT OR GRANT NO.		9a. ORIGINATOR'S REPORT NUMBER(S)	
---		RP No. 65	
b. PROJECT NO.		9b. OTHER REPORT NO(S) (Any other numbers that may be assigned this report)	
---		---	
c.			
d.			
10. AVAILABILITY/LIMITATION NOTICES			
Unlimited			
11. SUPPLEMENTARY NOTES		12. SPONSORING MILITARY ACTIVITY	
---		Office of Naval Research	
13. ABSTRACT			
<p>This paper presents an elementary treatment of the first order differential effects of the earth's oblateness on a close satellite using the simple notion of a varied orbit. The usual result of this approach is that the radial variation is unbounded for infinite time. The standard method of celestial mechanics for removing this difficulty is to analyze the perturbed orbit as an ellipse whose shape and space orientation are functions of time. It is shown here that the secular term may be avoided more simply by relating points on the varied and unvaried orbits by a type of radial velocity correspondence instead of the usual time correspondence, and by making the varied orbit osculate at a latus rectum chord end point of the unvaried orbit.</p>			

14. KEY WORDS	LINK A		LINK B		LINK C	
	ROLE	WT	ROLE	WT	ROLE	WT
Oblateness perturbation Orbits Velocity-correspondence variations						

INSTRUCTIONS

1. **ORIGINATING ACTIVITY:** Enter the name and address of the contractor, subcontractor, grantee, Department of Defense activity or other organization (corporate author) issuing the report.

2a. **REPORT SECURITY CLASSIFICATION:** Enter the overall security classification of the report. Indicate whether "Restricted Data" is included. Marking is to be in accordance with appropriate security regulations.

2b. **GROUP:** Automatic downgrading is specified in DoD Directive 5200.10 and Armed Forces Industrial Manual. Enter the group number. Also, when applicable, show that optional markings have been used for Group 3 and Group 4 as authorized.

3. **REPORT TITLE:** Enter the complete report title in all capital letters. Titles in all cases should be unclassified. If a meaningful title cannot be selected without classification, show title classification in all capitals in parenthesis immediately following the title.

4. **DESCRIPTIVE NOTES:** If appropriate, enter the type of report, e.g., interim, progress, summary, annual, or final. Give the inclusive dates when a specific reporting period is covered.

5. **AUTHOR(S):** Enter the name(s) of author(s) as shown on or in the report. Enter last name, first name, middle initial. If military, show rank and branch of service. The name of the principal author is an absolute minimum requirement.

6. **REPORT DATE:** Enter the date of the report as day, month, year, or month, year. If more than one date appears on the report, use date of publication.

7a. **TOTAL NUMBER OF PAGES:** The total page count should follow normal pagination procedures, i.e., enter the number of pages containing information.

7b. **NUMBER OF REFERENCES:** Enter the total number of references cited in the report.

8a. **CONTRACT OR GRANT NUMBER:** If appropriate, enter the applicable number of the contract or grant under which the report was written.

8b, 8c & 8d. **PROJECT NUMBER:** Enter the appropriate military department identification, such as project number, subproject number, system numbers, task number, etc.

9a. **ORIGINATOR'S REPORT NUMBER(S):** Enter the official report number by which the document will be identified and controlled by the originating activity. This number must be unique to this report.

9b. **OTHER REPORT NUMBER(S):** If the report has been assigned any other report numbers (either by the originator or by the sponsor), also enter this number(s).

10. **AVAILABILITY/LIMITATION NOTICES:** Enter any limitations on further dissemination of the report, other than those

imposed by security classification, using standard statements such as:

- (1) "Qualified requesters may obtain copies of this report from DDC."
- (2) "Foreign announcement and dissemination of this report by DDC is not authorized."
- (3) "U. S. Government agencies may obtain copies of this report directly from DDC. Other qualified DDC users shall request through \_\_\_\_\_."
- (4) "U. S. military agencies may obtain copies of this report directly from DDC. Other qualified users shall request through \_\_\_\_\_."
- (5) "All distribution of this report is controlled. Qualified DDC users shall request through \_\_\_\_\_."

If the report has been furnished to the Office of Technical Services, Department of Commerce, for sale to the public, indicate this fact and enter the price, if known.

11. **SUPPLEMENTARY NOTES:** Use for additional explanatory notes.

12. **SPONSORING MILITARY ACTIVITY:** Enter the name of the departmental project office or laboratory sponsoring (paying for) the research and development. Include address.

13. **ABSTRACT:** Enter an abstract giving a brief and factual summary of the document indicative of the report, even though it may also appear elsewhere in the body of the technical report. If additional space is required, a continuation sheet shall be attached.

It is highly desirable that the abstract of classified reports be unclassified. Each paragraph of the abstract shall end with an indication of the military security classification of the information in the paragraph, represented as (TS), (S), (C), or (U).

There is no limitation on the length of the abstract. However, the suggested length is from 150 to 225 words.

14. **KEY WORDS:** Key words are technically meaningful terms or short phrases that characterize a report and may be used as index entries for cataloging the report. Key words must be selected so that no security classification is required. Identifiers, such as equipment model designation, trade name, military project code name, geographic location, may be used as key words but will be followed by an indication of technical context. The assignment of links, roles, and weights is optional.







7 FEB 94.  
11 FEB 94.  
31 MAR 94

JUL 05 '94

3

GAYLORD 83

Keep this card in the book pocket  
Book is due on the latest date stamped

TA7  
.U62  
no. 65

Bleick  
Oblateness-perturbed  
orbits by velocity-  
correspondence varia-  
tions.

85771

genTA 7.U62 no.65

Oblateness-perturbed orbits by velocity



3 2768 001 61419 1

DUDLEY KNOX LIBRARY