

A thick black L-shaped frame surrounds the text. The top-left corner is a horizontal bar extending to the right, then a vertical bar extending downwards. The bottom-right corner is a horizontal bar extending to the left, then a vertical bar extending upwards.

WIKIDATA: CREATING NEW ENTRIES

TUTORIAL BY THE PHILADELPHIA WIKISALON

What is Wikidata?



- Database containing **structured data** describing things (objects, people, places, events, books) in terms of relationships between items, properties and values
- Computer-readable **statements** that support machine-based queries
- Language-independent platform that displays language specific to localized region or device settings

Wikidata Example – Neda Al-Hilali

Neda Al-Hilali (Q11049174) <https://www.wikidata.org/wiki/Q11049174>

textile artist edit

Neda Alhilali | Neda Al Hilali

▼ In more languages

Language	Label	Description	Also known as
English	Neda Al-Hilali	textile artist	Neda Alhilali Neda Al Hilali

has works in the collection edit

Smithsonian American Art Museum

▼ 1 reference

reference URL	https://americanart.si.edu/collection/s/search/artist/?id=27649
retrieved	15 October 2021

+ add reference + add value

Search for Existing Entries

<https://www.wikidata.org/>

Use the Wikidata Search Box to do a thorough search to make sure that there is no existing entry for the person or organization.

Search results

To search for Wikidata items by their title on a given site, use [Special:ItemByTitle](#).

Q Meta Fuller

Advanced search: Sort by relevance X

Search in: (Main) X Property X

Meta Vaux Warrick Fuller (Q6822308)

American artist (1877–1968)

67 statements, 6 sitelinks - 00:17, 8 February 2022

What's in a Name?

- Note that names of Wikipedia articles need to be unique, while names of Wikidata entries can be identical.
- Read the resulting Wikidata entries carefully and match details to ensure that you find the correct entity.
 - E.g., The Irish painter named “James Atkins” who died in the 1800s can't be the African American painter who created “*Church Wait*” in 1987.

Q Bookworks

Advanced search:

Search in:

Bookworks (Q110893066)
1982 exhibition at Museum of Modern Art
7 statements, 0 sitelinks - 15:53, 25 February 2022

Bookworks (Q110892832)
1977 exhibition at Museum of Modern Art
7 statements, 0 sitelinks - 15:50, 25 February 2022

book artist (Q56884373)
artist who specializes in **bookworks**, which are art works that exploit the book form or alter its physical structure as part of the content of the work
5 statements, 0 sitelinks - 11:19, 8 October 2021

Who's That Girl?



Prince Love Symbol

- Search for multiple variations of a personal or corporate name:
 - *Meta Fuller* is not the same as *Metta Fuller*.
- Search for aliases, pseudonyms, or artist names.
 - *Prince Rogers Nelson*
 - *Prince*
 - *The Artist Formerly Known as Prince*
 - *TAFKAP*
- For women, search for maiden names along with married names:
 - *Judith Gesensway, Judith Skoogfors, Judith Skoogfors-Prip, Judith Prip*
 - *Judith / Judy*

From Wikipedia to Wikidata

Tools

[What links here](#)

[Related changes](#)

[Special pages](#)

[Permanent link](#)

[Page information](#)

[Cite this page](#)

[Wikidata item](#)

[DYK check](#)

- If you do a browser search and find that a Wikipedia page exists for someone, they also should have a matching entry in Wikidata. Look in the left-hand **Tools** column of the Wikipedia page for **Wikidata** item.
- Occasionally, an incorrect Wikidata page is linked, so please *check and confirm* that it references the correct person or organization.
- *If after searching carefully, you don't find a Wikidata entry, you can create a new one.*

Identify Key Data Points

When you are starting out, it helps to document all the information that you know about a person or organization *before* you start to create a new Wikidata entry.

Use a document to gather data points and potential references.

- Judy Skoogfors
 - Label - Judy Skoogfors
 - Description – American illustrator and fashion art professor
 - Alias(es):
 - Judith Skoogfors | Judith Gesensway | Judy Gesensway | Judy Skoogfors-Prip
 - Statements
 - Instance of
 - Human
 - Sex or gender
 - Female
 - Spouse (reciprocal, requires known value)
 - Olaf Skoogfors (Q7082992)
 - John Prip
 - Occupation
 - Illustrator, Professor, Painter
 - Educated at
 - Philadelphia College of Art (now University of the Arts)
 - Spring 1979 newsletter **Postmark PCA**
 - <https://collections.library.uarts.edu/digital/api/collection/pubs/archive/id/48419/download>

Creating a New Entry (Person)

- Click on **Create a New Item** in the left-side menu under the Wikidata symbol.
- Fill in the information requested:
 - **Language:** Choose “en” to edit in English.
 - **Label:** Enter the primary name of the person.
 - **Description:** Add a concise one-line description of the person.
 - **Alias:** Separate additional names with the pipe symbol | (above the Enter or Return key)
- Click **Create** to generate a new Wikidata Q item.

Create a new Item

Language:

Label:

Description:

Aliases, pipe-separated:

Create

Add Key Statements (Person)

- Click “+ add statement” at the bottom right of the Statements section.
- **Instance of:** Start typing “instance of” and Wikidata will autofill. Click on **instance of** and type the value “**human**” into the input box. Click “publish” to save your edit.
- **Sex or Gender:** Start typing “Sex” and Wikidata will autofill. Click on **sex or gender** and type the appropriate gender value into the input box. Click “publish” to save your edit.

+ add statement

instance of

instance of

that class of which this subject is a particular example and member

instance of

human

human

common name of Homo sapiens, unique extant species of the genus Homo

sex

sex or gender

sex or gender identity of human or animal.

sex or gender

male

to be used in "sex or gender" (P21) to indicate that the human subject is a male

female

to be used in "sex or gender" (P21) to indicate that the human subject is a female

Add Key Statements (Person)

- Look for other points of information that can be added. Refer to examples from the pages of similar people or the key statements list below.
- Click “+ add statement” at the bottom right of the Statements section.
- Start typing and Wikidata will suggest possible properties. Click on the Property and type a Value into the input box.
- Whenever possible, add a reference to support your claim. Click “publish” when complete.
- Click “+add value” to add additional values to a statement.

+ add statement

educated

educated at
educational institution attended by subject

educated at

Philadelphia College

University of the Sciences (*Philadelphia College of Pharmacy*)
health sciences university in Philadelphia, Pennsylvania, United States

Philadelphia College of Osteopathic Medicine

Philadelphia University (*Philadelphia College of Textiles and Science*)
private university in the United States

Philadelphia College of Art
Later form of Philadelphia Museum School of Art, following its accreditation

Pennsylvania Medical College (*Philadelphia College of Medicine*)
defunct medical school in Philadelphia, Pennsylvania, United States

educated at

Philadelphia College of Art

publish remove cancel

+ add qualifier

1 reference

remove

reference URL

https://collections.library.uarts.edu/digital/api/collection/pubsarchive/id/48419/download

remove

retrieved

1 March 2022

remove

Add References to Statements

+ add reference

- Click “+ add reference”, below and to the right of the statement you are modifying. In the property box that appears, enter “reference URL”.
- Copy and paste a valid URL that supports the main statement.
- You can also add a qualifier of “retrieved” with the date you viewed the URL.
- Click “publish” to save the reference.

educated at

Philadelphia College of Art

✓ publish 🗑️ remove ✕ cancel ?

+ add qualifier

▼ 1 reference

reference URL	https://collections.library.uarts.edu/digital/api/collection/pubsarchive/id/48419/download	🗑️ remove
retrieved	1March 2022	🗑️ remove

Key Statements for People

- Instance of
 - Human
- Sex or gender
 - Male, female, non-binary, intersex, transgender female, transgender male, agender
- Occupation
- Educated at
- Date of birth (provide reference)
- Date of death (provide reference)
- Image
 - Must reference a Wikimedia Commons filename
- On focus list of Wikimedia Project

Judy Skoogfors (Q111148207)

American illustrator and fashion art professor



 edit

Judith Skoogfors | Judith Gesensway | Judy Gesensway | Judy Skoogfors-Prip

[In more languages](#)

Language	Label	Description	Also known as
English	Judy Skoogfors	American illustrator and fashion art professor	Judith Skoogfors Judith Gesensway Judy Gesensway Judy Skoogfors-Prip
Spanish	No label defined	No description defined	



Statements

instance of  human  edit

[0 references](#)

[+ add reference](#)



[+ add value](#)

sex or gender  female  edit

[0 references](#)

[+ add reference](#)

[+ add value](#)

educated at  Philadelphia College of Art  edit

[0 references](#)

[+ add reference](#)

Here is the new Wikidata person entry.

Now you or others can expand upon it with additional statements, details, and references over time.

Creating a New Entry (Organization)

- Click on **Create a New Item** in the left-side menu under the Wikidata symbol.
- Fill in the information requested:
 - **Language:** Choose “en” to edit in English.
 - **Label:** Enter the primary name of the organization.
 - **Description:** Add a concise one-line description of the organization.
 - **Alias:** Separate additional names with the pipe symbol | (above the Enter or Return key)
- Click **Create** to generate a new Wikidata Q item.

Create a new Item

Language:

Label:

Description:

Aliases, pipe-separated:

Create

Add Key Statements (Organization)

- Click “+ add statement” at the bottom right of the **Statements** section.



+ add statement

- **Instance of:** Start typing “Instance of” and Wikidata will autofill. Click on **Instance of** and start to type the organizational type [commercial art gallery in this case] into the input box. Click “publish” to save your edit.



instance of

commercial art gallery

commercial art gallery
place where art is sold

Add Key Statements (Organization)

- Look for other points of information that can be added. Refer to examples from the pages of similar organizations or our list below.
- Click “+ add statement” at the bottom right of the **Statements** section.
- Start typing and Wikidata will suggest possible properties. Click on the Property and type a Value into the input box.
- Add a reference to support your claim. Click “publish” when complete.
- Click “+add value” to add additional values to a statement.

+ add statement

headquarters

headquarters location

city, where an organization's headquarters is or has been situated.

Royal Oak

Royal Oak

city in Oakland County, Michigan, United States

1 reference

reference URL

<https://www.habatat.com/about/>

retrieved

4 March 2022

remove

remove

remove

Key Statements for Organizations

- Instance of
 - (type of organization)
- Inception
 - Date founded in format of YYYY or DD Month YYYY
- Country
 - United States of America (or other country)
- Headquarters location (city)
- Street address
- Coordinate location
 - Geographic coordinates
- Official website
- On focus list of Wikimedia Project

Habatat Galleries (Q111148350)

American art gallery





 edit

Habatat Galleries Detroit | Habatat Galleries Palm Beach

▼ In more languages

Language	Label	Description	Also known as
English	Habatat Galleries	American art gallery	Habatat Galleries Detroit Habatat Galleries Palm Beach
Spanish	No label defined	No description defined	

Statements

instance of	 commercial art gallery	 edit
	▼ 0 references	+ add reference
		+ add value
headquarters location	 Royal Oak	 edit
	▼ 0 references	+ add reference

Here is the new Wikidata organization entry.

Now you or others can expand upon it with additional statements, details, and references over time.

Important Considerations



- Some properties require that values be named entities already existing in Wikidata.
 - Relationships - Spouse, Unmarried partner, Sibling, Father, Mother, Child
 - Educated at (institution)
 - Has items in collection (institution)
- Some properties request that references be present.
 - Birth and death dates, sexual orientation, ethnicity
- Watch for error flags that may appear when editing. Hover over the flag to see additional information.
- If a Wikimedia Commons image exists that represents the subject well, add a statement for “**image**” with a value of the image filename.

For More Information

■ Wikidata

- [Tutorial: Wikidata: Intro to the Basics](#) [video]
- [Wikidata Tours](#) – A beginner “tour” in a sandbox space where you can test edits
- [Wikidata Help Portal](#)

■ WikiProject Craft

- https://en.wikipedia.org/wiki/Wikipedia:WikiProject_Craft

■ Related Demonstrations

- [Philadelphia WikiSalon Demonstration Archive](#)
 - [Editing and Enhancing Wikidata Entries](#)
 - [Adding a Public Domain Image to Wikimedia Commons](#)
 - [Adding Your Own Photo to Wikimedia Commons](#)

■ Join us at the monthly Philadelphia WikiSalon!

- Wikipedia: Meetup/Philadelphia - <https://en.wikipedia.org/wiki/Wikipedia:Meetup/Philadelphia>