

2  
57-6

CHINA.  
IMPERIAL MARITIME CUSTOMS.

---

I.—STATISTICAL SERIES: Nos. 3 AND 4.

---

RETURNS OF TRADE

(46TH ISSUE)

AND

TRADE REPORTS

(40TH ISSUE),

**1904.**

---

PART II.—REPORTS AND STATISTICS FOR EACH PORT.

---

Vol. II.—SOUTHERN PORTS.

(WITH REPORT ON THE WORKING OF THE POST OFFICE.)

---

*Published by Order of the Inspector General of Customs.*

---

SHANGHAI:

PUBLISHED AT THE STATISTICAL DEPARTMENT OF THE INSPECTORATE GENERAL OF CUSTOMS;  
AND SOLD BY

KELLY & WALSH, LIMITED: SHANGHAI, HONGKONG, YOKOHAMA, AND SINGAPORE.

MAX NOESSLER: BREMEN, SHANGHAI, AND YOKOHAMA.

NEW YORK: G. E. STROBERT & CO., 129, WEST 20TH STREET.

PARIS: PAUL GEUTHNER, 10, RUE DE BUCL.

LONDON: F. S. KING & SON, 2 AND 4, GREAT SMITH STREET, WESTMINSTER, S.W.

[Price \$5.]

1905.

## NOTE.

The HAIKWAN TAEI, in which the Customs Revenue and all values are stated, is equivalent—

in English money, to	2s. 10 <sup>2</sup> / <sub>3</sub> d.,
„ American „ „ Gold	\$0.66,
„ French „ „ Francs	3.60,
„ German „ „ Marks	2.92,
„ Indian „ „ Rupees	2.14,
„ Japanese „ „ Yen	1.40,
„ Mexican dollars, „	\$1.55,

at the average Sight Exchange on London, New York, Paris, Berlin, Calcutta, Japan, and Hongkong respectively for 1904.

### TABLE OF CHINESE WEIGHTS.

1 TAEI ( <i>Liang</i> )	= 583.3 grains (1 <sup>1</sup> / <sub>2</sub> oz. avoirdupois).
	= 37.783 grammes.
16 Taels = 1 CATTY ( <i>Chin</i> )	= 1 <sup>1</sup> / <sub>2</sub> lb. avoirdupois.
	= 604.53 grammes.
100 Catties = 1 PICUL ( <i>Tan</i> )	= 133 <sup>1</sup> / <sub>2</sub> lb. avoirdupois.
	= 60.453 kilogrammes.

## ERRATA.

### "RETURNS OF TRADE AND TRADE REPORTS, 1904."

- Page 511. TABLE NO. 8.—TEA. Tea, Brick, Black: export to Russia *viâ* Black Sea Ports. *For* 9,538 piculs *read* 19,538 piculs.
- Page 514. TABLE NO. 9.—SILK. Silk, Raw, Wild: export to France. *For* 2,373 bales *read* 12,373 bales.
- Page 514. TABLE NO. 9.—SILK. Silk, Waste: Grand Total. *For* 11,069 bales, 35,625.82 piculs, *read* 12,482 bales, 40,223.81 piculs.

# CONTENTS.

Page  
REPORT ON THE WORKING OF THE POST OFFICE FOR THE YEAR 1904 ... i

## HANGCHOW.

	Page
TRADE REPORT ...	535
TRADE RETURNS:—	
A.—GENERAL TABLES.	
Table No. I.—Shipping ...	539
II.—Gross and Net Values of the Trade of the Port, 1902 to 1904 ...	540
III.—Trade in Foreign Goods.—Imports and Re-exports Summary ...	544
IV.—Trade in Native Produce.—Imports and Re-exports Summary ...	547
V.—Trade in Native Produce.—Exports and Re-exports Summary ...	549
VI.—Transit Trade ...	550
VII.—Duties ...	552
B.—SPECIAL TABLES.	
Table No. 1.—Comparative Table of the Principal Imports, 1896 to 1904 ...	553
2.—Comparative Table of the Principal Exports, 1896 to 1904 ...	553
3.—Comparative Table of the Value of the Trade, 1896 to 1904 ...	554
4.—Comparative Table of Shipping, 1896 to 1904 ...	554
5.—Treasure ...	555
6.—Passenger Traffic ...	555

## NINGPO.

TRADE REPORT ...	556
TRADE RETURNS:—	
A.—GENERAL TABLES.	
Table No. I.—Shipping... ..	560
II.—Gross and Net Values of the Trade of the Port, 1902 to 1904 ...	561
III.—Trade in Foreign Goods.—Imports and Re-exports Summary ...	567
IV.—Trade in Native Produce.—Imports and Re-exports Summary ...	570
V.—Trade in Native Produce.—Exports and Re-exports Summary ...	573
VI.—Transit Trade ...	574
VII.—Duties ...	578
B.—SPECIAL TABLES.	
Table No. 1.—Comparative Table of the Principal Imports, 1895 to 1904 ...	579
2.—Comparative Table of the Principal Exports, 1895 to 1904 ...	580
3.—Comparative Table of the Value of the Trade, 1895 to 1904 ...	581
4.—Comparative Table of Shipping, 1895 to 1904 ...	581
5.—Treasure ...	582
6.—Passenger Traffic ...	582



## WENCHOW.

	Page
TRADE REPORT ...	583
TRADE RETURNS:—	
A.—GENERAL TABLES.	
Table No. I.—Shipping ...	587
II.—Gross and Net Values of the Trade of the Port, 1902 to 1904 ...	588
III.—Trade in Foreign Goods.—Imports and Re-exports Summary ...	591
IV.—Trade in Native Produce.—Imports and Re-exports Summary ...	593
V.—Trade in Native Produce.—Exports and Re-exports Summary ...	595
VI.—Transit Trade ...	596
VII.—Duties ...	598
B.—SPECIAL TABLES.	
Table No. 1.—Comparative Table of the Principal Imports, 1895 to 1904 ...	599
2.—Comparative Table of the Principal Exports, 1895 to 1904 ...	600
3.—Comparative Table of the Value of the Trade, 1895 to 1904 ...	601
4.—Comparative Table of Shipping, 1895 to 1904 ...	601
5.—Treasure ...	602
6.—Passenger Traffic ...	602

## SANTUAO.

TRADE REPORT ...	603
TRADE RETURNS:—	
A.—GENERAL TABLES.	
Table No. I.—Shipping... ..	607
II.—Gross and Net Values of the Trade of the Port, 1902 to 1904 ...	608
III.—Trade in Foreign Goods.—Imports and Re-exports Summary ...	610
IV.—Trade in Native Produce.—Imports and Re-exports Summary ...	611
V.—Trade in Native Produce.—Exports and Re-exports Summary ...	612
VI.—Transit Trade ...	613
VII.—Duties ...	614
B.—SPECIAL TABLES.	
Table No. 1.—Comparative Table of the Principal Imports, 1899 to 1904 ...	615
2.—Comparative Table of the Principal Exports, 1899 to 1904 ...	615
3.—Comparative Table of the Value of the Trade, 1899 to 1904 ...	616
4.—Comparative Table of Shipping, 1899 to 1904 ...	616
5.—Treasure ...	617
6.—Passenger Traffic ...	617

A 979306

975011

**FOOCHOW.**

TRADE REPORT ... ..	Page 618
TRADE RETURNS:—	
A.—GENERAL TABLES.	
Table No. I.—Shipping ... ..	623
II.—Gross and Net Values of the Trade of the Port, 1902 to 1904 ... ..	624
III.—Trade in Foreign Goods.—Imports and Re-exports Summary ... ..	625
IV.—Trade in Native Produce.—Imports and Re-exports Summary ... ..	632
V.—Trade in Native Produce.—Exports and Re-exports Summary ... ..	633
VI.—Transit Trade ... ..	635
VII.—Duties ... ..	636
VI.—Transit Trade ... ..	638
VII.—Duties ... ..	639
VII.—Duties ... ..	641

B.—SPECIAL TABLES.

Table No. 1.—Comparative Table of the Principal Imports, 1895 to 1904 ... ..	642
2.—Comparative Table of the Principal Exports, 1895 to 1904 ... ..	643
3.—Comparative Table of the Value of the Trade, 1895 to 1904 ... ..	644
4.—Comparative Table of Shipping, 1895 to 1904 ... ..	644
5.—Treasure ... ..	645
6.—Export and Re-export of Tea ... ..	646
7.—Passenger Traffic ... ..	647

**ANOY.**

TRADE REPORT ... ..	648
TRADE RETURNS:—	
A.—GENERAL TABLES.	
Table No. I.—Shipping ... ..	653
II.—Gross and Net Values of the Trade of the Port, 1902 to 1904 ... ..	654
III.—Trade in Foreign Goods.—Imports and Re-exports Summary ... ..	655
IV.—Trade in Native Produce.—Imports and Re-exports Summary ... ..	663
V.—Trade in Native Produce.—Exports and Re-exports Summary ... ..	664
VI.—Transit Trade ... ..	666
VII.—Duties ... ..	667
VI.—Transit Trade ... ..	669
VII.—Duties ... ..	670
VII.—Duties ... ..	673

B.—SPECIAL TABLES.

Table No. 1.—Comparative Table of the Principal Imports, 1895 to 1904 ... ..	674
2.—Comparative Table of the Principal Exports, 1895 to 1904 ... ..	675
3.—Comparative Table of the Value of the Trade, 1895 to 1904 ... ..	676
4.—Comparative Table of Shipping, 1895 to 1904 ... ..	676
5.—Treasure ... ..	677
6.—Passenger Traffic ... ..	678
7.—Export and Re-export of Tea ... ..	679

**SWATOW.**

TRADE REPORT ... ..	680
TRADE RETURNS:—	
A.—GENERAL TABLES.	
Table No. I.—Shipping ... ..	684
II.—Gross and Net Values of the Trade of the Port, 1902 to 1904 ... ..	685
III.—Trade in Foreign Goods.—Imports and Re-exports Summary ... ..	686
IV.—Trade in Native Produce.—Imports and Re-exports Summary ... ..	695
IV.—Trade in Native Produce.—Imports and Re-exports Summary ... ..	696
IV.—Trade in Native Produce.—Imports and Re-exports Summary ... ..	699

Page

Table No. v.—Trade in Native Produce.—Exports and Re-exports Summary ... ..	700
VI.—Transit Trade ... ..	704
VII.—Duties ... ..	705
VII.—Duties ... ..	706

B.—SPECIAL TABLES.

Table No. 1.—Comparative Table of the Principal Imports, 1895 to 1904 ... ..	707
2.—Comparative Table of the Principal Exports, 1895 to 1904 ... ..	708
3.—Comparative Table of the Value of the Trade, 1895 to 1904 ... ..	709
4.—Comparative Table of Shipping, 1895 to 1904 ... ..	709
5.—Treasure ... ..	710
6.—Passenger Traffic ... ..	711

**CANTON.**

TRADE REPORT ... ..	712
TRADE RETURNS:—	
A.—GENERAL TABLES.	
Table No. I.—Shipping ... ..	717
II.—Gross and Net Values of the Trade of the Port, 1902 to 1904 ... ..	718
III.—Trade in Foreign Goods.—Imports and Re-exports Summary ... ..	719
IV.—Trade in Native Produce.—Imports and Re-exports Summary ... ..	729
V.—Trade in Native Produce.—Exports and Re-exports Summary ... ..	730
VI.—Transit Trade ... ..	733
VII.—Duties ... ..	734
VI.—Transit Trade ... ..	739
VII.—Duties ... ..	740
VII.—Duties ... ..	749

B.—SPECIAL TABLES.

Table No. 1.—Comparative Table of the Principal Imports, 1895 to 1904 ... ..	750
2.—Comparative Table of the Principal Exports, 1895 to 1904 ... ..	751
3.—Comparative Table of the Value of the Trade, 1895 to 1904 ... ..	752
4.—Comparative Table of Shipping, 1895 to 1904 ... ..	752
5.—Treasure ... ..	753
6.—Passenger Traffic ... ..	753
7.—Comparative Table of the Export of Silk, 1895 to 1904 ... ..	754

**KOWLOON.**

TRADE REPORT ... ..	755
TRADE RETURNS:—	
A.—GENERAL TABLES.	
Table No. I.—Shipping ... ..	759
II.—Gross and Net Values of the Trade passing the Kowloon Customs Stations, 1902 to 1904 ... ..	760
III.—Trade in Foreign Goods.—Imports Summary ... ..	762
IVa.—Trade in Native Produce.—Imports Summary ... ..	767
IVb.—Trade in Native Produce.—Imports, China to China Summary ... ..	769
V.—Trade in Native Produce.—Exports Summary ... ..	772
VI.—Transit Trade ... ..	774
VII.—Duties ... ..	776
VI.—Transit Trade ... ..	778
VII.—Duties ... ..	784
VII.—Duties ... ..	785
VII.—Duties ... ..	286

B.—SPECIAL TABLES.

Table No. Ia.—Comparative Table of the Principal Imports, 1899 to 1904 ... ..	787
Ib.—Comparative Table of the Principal Imports, China to China, 1899 to 1904 ... ..	789

	Page
Table No. 2.—Destinations of Foreign and Native Produce imported into China .....	790
3.—Comparative Table of the Principal Exports, 1899 to 1904 .....	792
4.—Districts from which Native Produce was exported to Hongkong .....	794
5.—Comparative Table of the Value of the Trade, etc., 1895 to 1904 .....	797
6.—Comparative Table of Shipping, 1895 to 1904 .....	797
7.—Treasure .....	798
8.—Passenger Traffic .....	798
9.—Destination of Opium .....	798
10.—Export of Tea .....	799

### LAPPA.

TRADE REPORT .....	800
--------------------	-----

#### TRADE RETURNS:—

##### A.—GENERAL TABLES.

Table No. I.—Shipping .....	804
II.—Gross and Net Values of the Trade of the Lappa District, 1902 to 1904 .....	805
III.—Trade in Foreign Goods.—Imports .....	806
Summary .....	809
IV.—Trade in Native Produce.—Imports .....	810
Summary .....	812
V.—Trade in Native Produce.—Exports .....	813
Summary .....	816
VI.—Transit Trade .....	817
VII.—Duties .....	817

##### B.—SPECIAL TABLES.

Table No. 1.—Comparative Table of the Principal Imports, 1895 to 1904 .....	818
2.—Comparative Table of the Principal Exports, 1895 to 1904 .....	819
3.—Comparative Table of the Value of the Trade, 1895 to 1904 .....	819
4.—Comparative Table of Shipping, 1895 to 1904 .....	820
5.—Treasure .....	820
6.—Passenger Traffic .....	820
7.—Distribution of Shipping .....	821
8.—Comparative Table of the Distribution of Trade, 1902 to 1904 .....	822
9.—Comparative Table of the Hongkong and Macao Junk Traffic, 1895 to 1904 .....	822
10.—Hongkong and Macao Junk Trade .....	823
11.—Comparative Table of the Hongkong and Macao Junk Trade, 1900 to 1904 .....	825
12.—Comparative Table of the Destination of Opium, 1900 to 1904 .....	828
13.—Export of Tea .....	830

### KONGMOON.

TRADE REPORT .....	831
--------------------	-----

#### TRADE RETURNS:—

##### A.—GENERAL TABLES.

Table No. I.—Shipping .....	837
II.—Gross and Net Values of the Trade of the Port .....	838
III.—Trade in Foreign Goods.—Imports and Re-exports .....	839
Summary .....	843
IV.—Trade in Native Produce.—Imports and Re-exports .....	844
Summary .....	844
V.—Trade in Native Produce.—Exports and Re-exports .....	845
Summary .....	846
VI.—Transit Trade .....	847
VII.—Duties .....	848

##### B.—SPECIAL TABLES.

	Page
Table No. 1.—Comparative Table of the Principal Imports, 1901 to 1904 .....	849
2.—Comparative Table of the Principal Exports, 1901 to 1904 .....	850
3.—Treasure .....	851
4.—Passenger Traffic .....	851

### SAMSHUI.

TRADE REPORT .....	852
--------------------	-----

#### TRADE RETURNS:—

##### A.—GENERAL TABLES.

Table No. I.—Shipping .....	858
II.—Gross and Net Values of the Trade of the Port, 1902 to 1904 .....	859
III.—Trade in Foreign Goods.—Imports and Re-exports .....	860
Summary .....	863
IV.—Trade in Native Produce.—Imports and Re-exports .....	864
Summary .....	864
V.—Trade in Native Produce.—Exports and Re-exports .....	865
Summary .....	866
VI.—Transit Trade .....	867
VII.—Duties .....	870

##### B.—SPECIAL TABLES.

Table No. 1.—Comparative Table of the Principal Imports, 1897 to 1904 .....	871
2.—Comparative Table of the Principal Exports, 1897 to 1904 .....	871
3.—Comparative Table of the Value of the Trade, 1897 to 1904 .....	872
4.—Comparative Table of Shipping, 1897 to 1904 .....	872
5.—Treasure .....	873
6.—Passenger Traffic .....	873

### WEST RIVER STAGES.

Table No. I.—Trade in Foreign Goods.—Imports .....	874
II.—Trade in Native Produce.—Exports .....	875
III.—Duties .....	876

### WUCHOW.

TRADE REPORT .....	877
--------------------	-----

#### TRADE RETURNS:—

##### A.—GENERAL TABLES.

Table No. I.—Shipping .....	881
II.—Gross and Net Values of the Trade of the Port, 1902 to 1904 .....	882
III.—Trade in Foreign Goods.—Imports and Re-exports .....	883
Summary .....	887
IV.—Trade in Native Produce.—Imports and Re-exports .....	888
Summary .....	888
V.—Trade in Native Produce.—Exports and Re-exports .....	889
Summary .....	890
VI.—Transit Trade .....	891
VII.—Duties .....	897

##### B.—SPECIAL TABLES.

Table No. 1.—Comparative Table of the Principal Imports, 1897 to 1904 .....	898
2.—Comparative Table of the Principal Exports, 1897 to 1904 .....	899
3.—Comparative Table of the Value of the Trade, 1897 to 1904 .....	900
4.—Comparative Table of Shipping, 1897 to 1904 .....	900
5.—Treasure .....	901
6.—Passenger Traffic .....	901

**KIUNGCHOW.**

TRADE REPORT ... .. .	902
TRADE RETURNS:—	
A.—GENERAL TABLES.	
Table No. I.—Shipping ... .. .	906
II.—Gross and Net Values of the Trade of the Port, 1902 to 1904 ... .. .	907
III.—Trade in Foreign Goods.—Imports and Re-exports Summary ... .. .	908
IV.—Trade in Native Produce.—Imports and Re-exports Summary ... .. .	912
V.—Trade in Native Produce.—Exports and Re-exports Summary ... .. .	913
VI.—Transit Trade ... .. .	915
VII.—Duties ... .. .	916

B.—SPECIAL TABLES.

Table No. I.—Comparative Table of the Principal Imports, 1895 to 1904 ... .. .	919
2.—Comparative Table of the Principal Exports, 1895 to 1904 ... .. .	920
3.—Comparative Table of the Value of the Trade, 1895 to 1904 ... .. .	921
4.—Comparative Table of Shipping, 1895 to 1904 ... .. .	922
5.—Treasure ... .. .	922
6.—Passenger Traffic ... .. .	922

**PAKHOL.**

TRADE REPORT ... .. .	923
TRADE RETURNS:—	
A.—GENERAL TABLES.	
Table No. I.—Shipping ... .. .	927
II.—Gross and Net Values of the Trade of the Port, 1902 to 1904 ... .. .	928
III.—Trade in Foreign Goods.—Imports and Re-exports Summary ... .. .	929
IV.—Trade in Native Produce.—Imports and Re-exports Summary ... .. .	934
V.—Trade in Native Produce.—Exports and Re-exports Summary ... .. .	935
VI.—Transit Trade ... .. .	936
VII.—Duties ... .. .	937

B.—SPECIAL TABLES.

Table No. I.—Comparative Table of the Principal Imports, 1895 to 1904 ... .. .	942
2.—Comparative Table of the Principal Exports, 1895 to 1904 ... .. .	943
3.—Comparative Table of the Value of the Trade, 1895 to 1904 ... .. .	944
4.—Comparative Table of Shipping, 1895 to 1904 ... .. .	944
5.—Treasure ... .. .	945
6.—Passenger Traffic ... .. .	945

**LUNGCHOW.**

TRADE REPORT ... .. .	946
TRADE RETURNS:—	
A.—GENERAL TABLES.	
Table No. I.—Shipping, and Reports to the Customs ... .. .	949
II.—Gross and Net Values of the Trade of the Port, 1902 to 1904 ... .. .	950
III.—Trade in Foreign Goods.—Imports and Re-exports Summary ... .. .	951
IV.—Trade in Native Produce.—Imports and Re-exports Summary ... .. .	952
V.—Trade in Native Produce.—Exports and Re-exports Summary ... .. .	952
VI.—Transit Trade ... .. .	953
VII.—Duties ... .. .	954

B.—SPECIAL TABLES.

Table No. I.—Comparative Table of the Principal Imports, 1895 to 1904 ... .. .	956
2.—Comparative Table of the Principal Exports, 1895 to 1904 ... .. .	956
3.—Comparative Table of the Value of the Trade, 1895 to 1904 ... .. .	957
4.—Comparative Table of Shipping, 1895 to 1904 ... .. .	958
5.—Treasure ... .. .	958
6.—Passenger Traffic ... .. .	958

**MENGTSZ.**

TRADE REPORT ... .. .	959
TRADE RETURNS:—	
A.—GENERAL TABLES.	
Table No. I.—Reports to the Customs ... .. .	964
II.—Gross and Net Values of the Trade of the Port, 1902 to 1904 ... .. .	965
III.—Trade in Foreign Goods.—Imports and Re-exports Summary ... .. .	966
IV.—Trade in Native Produce.—Imports and Re-exports Summary ... .. .	969
V.—Trade in Native Produce.—Exports and Re-exports Summary ... .. .	970
VI.—Transit Trade ... .. .	970
VII.—Duties ... .. .	971

B.—SPECIAL TABLES.

Table No. I.—Comparative Table of the Principal Imports, 1895 to 1904 ... .. .	975
2.—Comparative Table of the Principal Exports, 1895 to 1904 ... .. .	976
3.—Comparative Table of the Value of the Trade, 1895 to 1904 ... .. .	976
4.—Comparative Table of Shipping and Pack-animal Traffic, 1895 to 1904 ... .. .	977
5.—Treasure ... .. .	978

**SZEMAO.**

TRADE REPORT ... .. .	979
TRADE RETURNS:—	
A.—GENERAL TABLES.	
Table No. I.—Reports to the Customs ... .. .	983
II.—Gross and Net Values of the Trade of the Port, 1902 to 1904 ... .. .	984
III.—Trade in Foreign Goods.—Imports and Re-exports Summary ... .. .	985
IV.—Trade in Native Produce.—Imports and Re-exports Summary ... .. .	986
V.—Trade in Native Produce.—Exports and Re-exports Summary ... .. .	987
VI.—Transit Trade ... .. .	988
VII.—Duties ... .. .	989

B.—SPECIAL TABLES.

Table No. I.—Comparative Table of the Principal Imports, 1897 to 1904 ... .. .	992
2.—Comparative Table of the Principal Exports, 1897 to 1904 ... .. .	993
3.—Comparative Table of the Value of the Trade, 1897 to 1904 ... .. .	993
4.—Treasure ... .. .	994

TENGYUEH.

TRADE REPORT ... ..	Page 995
---------------------	-------------

TRADE RETURNS:—

A.—GENERAL TABLES.

Table No. I.—Reports to the Customs ... ..	1000
II.—Gross and Net Values of the Trade, 1902 to 1904	1000
III.—Trade in Foreign Goods.—Imports and Re-exports	1001
Summary ... ..	1002
IV.—Trade in Native Produce.—Imports and Re-exports	1002
V.—Trade in Native Produce.—Exports and Re-exports	1003
Summary ... ..	1003
VI.—Transit Trade ... ..	1004
VII.—Duties ... ..	1006

B.—SPECIAL TABLES.

Table No. 1.—Comparative Table of the Principal Imports, 1902 to 1904 ... ..	1007
2.—Comparative Table of the Principal Exports, 1902 to 1904 ... ..	1007
3.—Comparative Table of the Value of the Trade, 1902 to 1904 ... ..	1008
4.—Treasure ... ..	1008

YATUNG (TIBET).

TRADE REPORT ... ..	Page 1009
---------------------	--------------

TRADE RETURNS:—

A.—GENERAL TABLES.

Table No. I.—Reports to the Customs ... ..	1011
II.—Gross Values of the Trade passing Yatung ... ..	1011
III.—Imports into Tibet across the Sikkim-Tibet Frontier ... ..	1012
IV.—Trade in Nativ Produce.—Imports and Re-exports	1012
V.—Exports from Tibet across the Sikkim-Tibet Frontier ... ..	1013
VI.—Transit Trade ... ..	1013
VII.—Duties ... ..	1013

B.—SPECIAL TABLES.

Table No. 1.—Comparative Table of the Principal Imports, 1895 to 1904 ... ..	1014
2.—Comparative Table of the Principal Exports, 1895 to 1904 ... ..	1014
3.—Comparative Table of the Value of the Trade, 1895 to 1904 ... ..	1015
4.—Treasure ... ..	1015
5.—Passenger Traffic ... ..	1015



# REPORT ON THE WORKING OF THE POST OFFICE

FOR THE YEAR 1904.

---

INTRODUCTORY.—The Chinese Post Office was established by Imperial Decree on the 20th March 1896, as the result of a long experiment begun as far back as 1861 by the Inspector General of the Chinese Imperial Maritime Customs Service, Sir ROBERT HART.

Early in the "sixties," during the first few winters after Foreign Representatives took up their residence at Peking, the Legation and Customs mails were exchanged between Shanghai and Peking, under the auspices of the Tsungli Yamên, by means of the Government couriers employed for the transmission of official despatches. It was then found convenient to arrange that the Customs should undertake the responsibility of making up and distributing these mails, a practice which, for the overland service during the winter months, involved the creation of Postal Departments at the Inspectorate and in the Custom Houses at Shanghai and Chinkiang, and, similarly, for the transmission of mails by coast steamers during the open season, the opening of quasi-Postal Departments in the Tientsin and other coast port Custom Houses. At that early date it could be seen that out of this simple beginning might be elaborated a system answering other and larger requirements on the principle of a National Post Office. This idea gradually shaped into form and had already so much ingratiated itself in the official mind that in 1876, when the Chefoo Convention was being negotiated, the Tsungli Yamên authorised the Inspector General to inform the British Minister, Sir THOMAS WADE, that it was prepared to sanction the establishment of a National Postal System and willing to make it a Treaty stipulation that postal establishments should be opened at once. Unfortunately, through, so to speak, a conspiracy of silence, the insertion of the postal clause was omitted in the official text of the Treaty, and thus the project was postponed *sine die*. Meanwhile, however, the experiment was persevered with and warmly encouraged by the Imperial Commissioner Li *Chung-t'ang*, who promised to "father" it officially as soon as it proved a success. Hence the more formal opening of Postal Departments at various Custom Houses, the 1878 experiment of trying a Native Post Office alongside the Customs Post, and the establishment of Customs couriers from Taku to Tientsin, from Tientsin to Peking, and the Customs winter mail service overland from Tientsin to Newchwang, from Tientsin to Chefoo, and from Tientsin to Chinkiang, as also the introduction of Customs postage stamps in 1878 (Appendix E).

The growing importance of the Service thus quietly built up and its convenience for regular communications with Peking and between Treaty ports were not only appreciated by the Foreign public, but were also recognised by the Foreign Administrations having postal agencies in China. In 1878 China was formally invited to join the Postal Union. In the same year, while on a visit to Paris, the Inspector General was sounded by the French

Minister for Foreign Affairs as to a possible way of withdrawing the French Post Office in Shanghai; and while, more than once, the British Postmaster General at Hongkong expressed his readiness to close the Hongkong Post Office agencies along the coast, arrangements were actually discussed for the absorption by the Customs Department of the Municipal Post Office at Shanghai. But no definite response to these overtures could be given, or final steps taken, before the Chinese Government had declared its intention to undertake national responsibilities; and the Customs Department continued to satisfy only certain wants and prepare the system for further development till, 20 years after the Chefoo Convention, the Decree of the 20th March 1896 appeared. This Decree created an Imperial Post for all China, to be modelled on Western lines, the organisation and management of which were confided to Sir ROBERT HART, who from that date has acted in the double capacity of Inspector General of Customs and Posts.

This long hesitation on the part of the Chinese Government to formally recognise and foster an institution known to have worked with such profitable results in Foreign countries, both from public and revenue standpoints, may be to some people a matter of surprise. But it must not be forgotten that from immemorial times the Chinese nation has possessed two postal institutions: one, the I Chan (or Imperial Government Courier Service), deeply rooted in official routine; the other, the Native posting agencies, long used and respected by the people. Both give employment to legions of couriers and are still necessary to the requirements of an immense nation; they can neither be suppressed, transformed, nor replaced at a stroke. The Imperial decision therefore only gave final sanction to a new and vast undertaking, but abolished nothing: it is through competition and long and persevering efforts that the two older systems must be gradually superseded and the implantation of the National Post Office patiently pursued.

These two systems deserve more than a passing notice at the head of this Report. The first is wholly maintained by the State through provincial contributions from ordinary local taxes. A few years ago, in 1902, the two Yangtze Viceroys, in a joint Memorial submitting their own plans for a National Post, estimated the total cost of this Service at some 3 million taels annually. This estimate is fully borne out by the annual statements occasionally found in the "Peking Gazette." It is an enormous sum, far above actual requirements, in exchange for which very poor services are secured. The Memorialists themselves recognised it and strongly recommended the gradual abolition of the I Chan. But it was not the first official suggestion of the kind; the same radical step had already been advocated by Censors in 1898, and a report was then called for by the Tsungli Yamên from the Inspector General on the condition of the Imperial Post Office as the channel of transmission for all official correspondence. At that time the proposal was somewhat premature; but this inquiry showed the tendency, and it can be foreseen that, as soon as the Imperial Post Office has sufficiently extended and is ready to undertake the responsibility, the Government Courier Service will yield its place and disappear. It has already lost much of its importance, steam communication along the seaboard and the River having long rendered its functions obsolete on many Imperial routes. The rapid growth of inland steam navigation and the building of railway lines, particularly the Lu-Han, from the capital to the very centre

of the Empire, are so many improvements in internal communications of which the Imperial Post Office takes keen advantage, and which ere long must consummate the disappearance of this Service.

Far more obstructive to rapid progress will Native postal agencies prove. These also have had a long life, but, unlike the I Chan, they are wholly independent; they consider letter traffic as their legitimate business, and live on it: they will die hard. Their innumerable ramifications, fast couriers, or rapid "post-boats," as the style of country decides, extend to all parts of China a veritable network of postal connexions which, with their slow ways, have for centuries answered the requirements of busy and thrifty communities. These posting agencies are essentially shop associatious, for the most part engaged also in other trade; the transmission of parcels, bank drafts, and sycee is the most lucrative part of their postal operations. They fix the limit of their responsibilities and adjust their rates as they please, the latter having frequently to be bargained for. One characteristic rule is that half the charge is paid by the sender and half by the addressee; this practice often leads to extra demands on delivery when the second half of the charge, the *chiu-tzũ* or *chiu-li* (*pourboire*), is claimed.

These agencies, unfettered by legislation, indispensable to the people, flourished undisturbed at all places till, some 50 years ago, the appearance of steam brought also for those working at places along the coast and the River a new order of things. Yet for a long time no particular notice was taken of their doings, and when supervision over them became necessary, they were found to have organised themselves into strong bodies holding a monopoly for the transmission by steamers of all interport Native correspondence. With these, conveniently styled the *lun-ch'uan hsin-chũ* (or "steamer letter hongs"), the Imperial Post Office came into direct contact as soon as the Decree of 1896 called upon them to recognise the new institution. But from the first a most considerate policy was adopted towards them and the ordinary Native establishments of the interior; this policy was sketched out in 1897 by the Inspector General himself in the following words: "Chinese mercantile firms have for ages been doing postal work all over the Empire, not only at the few ports where the Imperial Post Office is now beginning to function, but at innumerable places at which it cannot be established for many a year, and have been making both a good livelihood and handling correspondence, parcels, etc., in a suitable and convenient manner for a very large public: they are thus necessary. It was therefore decided to encourage their continuance and development, and, in order to regularise matters and bring all into line, to begin by the registration of such firms as have business houses at the Treaty ports, to arrange for the carriage of their interport mails, to require all who thus registered to send such interport mail matter, etc., through the Imperial Post Office, and to affiliate them as agents of the Imperial Post Office for conveyance of letters, etc., to and from places inland. Special regulations have been drawn up in this sense for their guidance and observance, and while their constituents will continue to pay them as before for transmitting correspondence at Native rates fixed by themselves, such firms, on the other hand, are to pay a transit fee to the Imperial Post Office, which has undertaken the conveyance of their interport mails according to special tariff. Accordingly, these Native establishments—of which more than 300 have already been registered—will function for some time to come almost independently alongside of the Imperial Post Office, but they will eventually be absorbed and gradually merged in the public

Postal Service of the Empire without being inconvenienced or suppressed." How circumstances have permitted this liberal programme to be followed hitherto and with what results will be found explained further on in the course of this Report.

Another difficulty, also special to China, is found in the Foreign Post Offices established at the Treaty ports. At the present day their presence and increasing number affect and concern not a little the Imperial Administration. Two or three of different nationalities were originally established at Shanghai, the terminus port of Foreign mail boats, and were required there, and are still so, for the passing of international correspondence abroad. But they have since extended and opened at numerous ports, where French, British, German, and Japanese Post Offices are now found doing a work for which the National Post Office alone would suffice. Not only do they curtail the legitimate share of the latter in the interport carriage of correspondence, but the spreading of alien establishments at places where they are not wanted is resented, and retards in this country the popularity of an institution so closely resembling them.

---

Under its present organisation the Head-quarters of the Imperial Post Office are at Peking, where all postal affairs are dealt with by the Postal Secretary, under the Inspector General of Customs and Posts. The eighteen provinces and Manchuria have been divided into postal districts, now 35 in number, each of which is under the immediate supervision of a Postmaster. The Head Office of each district is at the Treaty port of that district, except in the case of Peking, where the Head Office of the large Peking district is situated. Certain large districts have been subdivided into sub-districts, of which there are now five, each placed under a District Inspector, who resides in the provincial capital in that sub-district.

Each Head or Sub-Head Office has under it a certain number of subordinate Offices; these are of three kinds:—

- Branch Offices, at which the Imperial Post Office maintains its own staff on its own premises;
- Inland Agencies, at which licensed Agents, who are usually substantial shopkeepers of the place and guaranteed, undertake all postal business, including the delivery of correspondence, in return for a fixed commission and certain other emoluments; and
- Box Offices—that is, small shops in which the Imperial Post Office places letter-boxes, cleared at certain times during the day, and where the owner, under license and guarantee, is allowed to sell stamps to the public in return for a small commission; ordinary postal business, including registration, can be effected at these shops, but the owners do not undertake delivery. Box Offices are placed in all large cities as adjuncts to the Head and Branch Offices situated there. In addition, in certain cities are to be found street pillar-boxes, which are cleared at regular intervals.

All Branch Offices established at important places undertake the transmission of small sums of money by means of a Money Order system.

The size of each postal district was originally determined by consideration of the distance, the density of population, and the means of communication available in the district; but, the limits once defined, it has been left to Postmasters to extend to inland places within their districts on certain broad lines fixed by Head-quarters, and this extension, begun in 1901, has been uninterruptedly carried on. The aim has been, starting from the Treaty ports as centres, to open and establish through the most important places direct postal routes between Head Offices and provincial capitals; to connect with these routes as many as possible of the prefectural and district cities; and to bring every open place into postal communication, *via* the Treaty ports or Peking, with the Foreign mail terminus at Shanghai, Tientsin, or Canton, thence with Union countries and the outside world.

The result of this first period of extension has been that at this date the Imperial Post Office is to be found and all postal business can be transacted in every provincial capital of the Empire, in most prefectural and district cities, and in the more important smaller centres and towns throughout China. The total number of establishments on the 31st December 1904 was 1,319. The Imperial Post Office issued a large Postal Working Map in 1903, and published a List of Establishments, which has since been brought up to date every six months by means of Supplementary Lists. In Appendix A will be found a Summary of this list, giving for each district or sub-district the name of the province within which it is situated, the number of prefectural and district cities found in its boundaries, and the number of Branch Offices, Agencies, and Money Order Offices actually opened. A small hand map (Appendix B) accompanies this Summary, on which are marked the boundaries of each postal district and the points at which Imperial establishments are now open, with reference numbers for Branch Offices, thus permitting the finding of their names in the marginal list printed on the map.

Communication between Imperial establishments is kept up by means of contract steamers on the coast and large rivers; by railways where they exist; by steam-launches, junks, or hong-boats on the inland waterways; and on the numerous overland routes, which now measure over 101,000 *li* (33,000 miles) in length, by mounted or foot couriers.

The coast and river steamers and launches run on certain lines and between fixed points and are availed of wherever possible. Railways are still in their infancy in China, but lines already open are used to their full extent. Where steam communication is available, operations are greatly facilitated and transport is cheaper; hence certain tariff distinctions for the fixing of rates between steam-served and non-steam-served places to be noticed in the Tariff Table (Appendix D). Hong-boats are chiefly used in the southern part of Kiangsu and Northern Chehkiang—a district with a large network of canals and small creeks, many of them unnavigable by launches. This part of China is also very densely populated, and although the Shanghai, Hangchow, and Ningpo districts are not extensive, it will be seen from the map that they contain an unusually large number of Post Offices, a remark likewise applicable to the Cantou delta districts.

Communication by couriers, of a kind to fulfil the requirements of a Postal Service built up on Western lines, has naturally been no easy matter in a vast country like China, presenting every variety of geographical features and where public roads are utterly neglected. Old-established trade routes are usually followed, even at the cost of extra distance, as offering greater

safety for the couriers and as capable of convenient subdivisions into stages, from the number of towns and villages found on them. Stages are generally limited to 100 *li* (33 English miles) and the couriers run according to schedule on fixed days; but on the main routes speed is accelerated as much as possible, daily despatch being ensured on them for light mails and an every-two-days or semi-weekly service for heavy mails. For light mails night-and-day foot couriers are used in some parts and mounted couriers in others, raising the speed to 200 *li* (or 65 miles) per day. The couriers are the employés of the Imperial Post Office and wear uniforms or badges.

As actually constituted, the staff of the Imperial Post Office includes:—

*Foreign.*

Inspector General and Head-quarters Staff, at Peking . . . . .	5
District Postmasters in charge of districts. . . . .	36
Deputy Postmasters . . . . .	3
District Inspectors . . . . .	7
Postal Officers . . . . .	66

*Chinese.*

Inspecting Clerks . . . . .	17
Chinese Clerks—linguists . . . . .	261
"          non-linguists . . . . .	494
Postal Agents . . . . .	986

(Sorters, Letter-carriers and Couriers, and Miscellaneous not included.)

The functions of Postmasters are for the present fulfilled by the Commissioners of Customs authorised to act at the Treaty ports as Postmasters *ex officio*, or, for a few ports, by separate appointees. Deputy Postmasters are additional at the largest ports. District Inspectors reside in the interior in charge of sub-districts or travel on tours of inspection of the inland establishments. Postal Officers supervise all Service details at Head Offices and control from there all the routine work and active operations carried on by Native hands throughout the districts. Chinese linguist Clerks possess a practical knowledge of English and do duty at Head Offices or act in charge of Branch Offices at places where Foreign communities are found. Non-linguists are not required to know a Foreign language and work at Head Offices under the linguists or in charge of various establishments inland. Grades and rates of pay are fixed, and all employés advance by promotion. Chinese Clerks are all guaranteed, and the whole system which, in the main, rests on their honesty and their efficiency, works satisfactorily, cases of loss, misbehaviour, or peculation being of extremely rare occurrence.

A uniform and elaborate system of accounts has been devised for recording all receipts and expenditure. Each Head Office, under Foreign supervision, keeps the accounts of its district and renders them to Peking, where they are audited and passed to a General Account for the whole Service.

The organisation as above described, incomplete as it is yet, answers the most immediate requirements of postal work; and the progress made these last three years—that is, since steady expansion began in 1901—vouchsafes the soundness of the system upon which it is established. A few comparative figures for the last four years will prove interesting:—

—	1901.	1902.	1903.	1904.
Head and Sub-Head Offices.....	30	30	34	40
Branch Offices.....	134	263	320	352
Agencies.....	12	153	609	927
Articles dealt with.....	10,500,000	20,000,000	42,500,000	66,000,000
Parcels : number.....	126,800	260,000	487,000	772,000
" weight in lb. ....	552,000	1,201,000	2,673,000	5,952,000
Letters in Native clubbed mails.....	7,300,000	8,000,000	7,267,500	8,300,000

Divided between the four large geographical divisions of China, the results for 1904 can be summarised as follows:—

—	ESTABLISHMENTS.	ARTICLES.	PARCELS.
North China : Peking to Kiaochow.....	344	19,000,000	197,000
Central China : Kiukiang to Chungking.....	324	12,000,000	161,000
Lower Yangtze : Wuhu to Hangchow.....	224	25,000,000	299,000
Southern China and Yunnan Stations.....	427	10,000,000	115,000
TOTAL.....	1,319	66,000,000	772,000

Full details for each district and sub-district will be found in Appendix C, and from this it will be noticed that Shanghai alone contributed over 13 million articles; Tientsin, over 6½ million; Newchwang, 5 million; Peking, 3½ million; Hankow, 5 million; Foochow, 2 million; Canton, 3 million; etc. The collection and expenditure are not published here, but it may be recorded that a very sensible approach to equilibrium between receipts and expenses has been realised at Canton, Tientsin, Wuhu, Nanking, Soochow, and Hangchow, while the losing districts have principally been Chefoo, Kiaochow, Yochow, Kiukiang, Chinkiang, Mengtze, and particularly Hankow, where receipts are less than one-half the expenses. Expenditure naturally corresponds to the size of the districts and the length of the lines, but collection does not always do so; hitherto—that is, during the first period of development—much latitude had to be given in this respect to each Head Office. This brief survey, however, points to the urgent need to settle the budget of certain districts and limit their development and expenses, so as to bring the cost into better proportion with their postal traffic: a large deficit is a sure sign of too hasty and ill-calculated development.

This brings us to speak of the financial means of this large Service. It may not be generally known that, not only had the postal experiment started in 1861 to be carried on for over 30 years against numerous difficulties and without the avowed support of the Government, but even after its formal recognition in 1896, without any special pecuniary help from it. The

Customs Service, under the able leadership of Sir ROBERT HART, had alone, from the beginning, to support this stupendous enterprise, lending to it the assistance of its staff and such resources as it could spare; the independent and quiet creation of an Administration so new and so useful is the more wonderful in this unmoveable country, and it will not be the least of the services rendered by the Customs and its Chief to China and her people. In the middle of 1904 the Chinese Government, confident at last of the ultimate success of the National Post Office, granted the subsidies required to bring up this Service to a state of completeness. On the 12th June 1904 the Inspector General was notified by the Yamèn that in future an annual grant of *Hk.Ts.* 720,000 would be issued, payable in monthly instalments of *Hk.Ts.* 10,000 at six of the Treaty ports—Tientsin, Shanghai, Hankow, Foochow, Swatow, and Canton. This grant has not yet been paid in full; but the portions received for the last six months of 1904 have already helped the Postal Service to an extent which, together with its other receipts, is nearly sufficient to cover working expenses on its present footing. A new move is being made to ensure regular payment in future; it is hoped the funds may be forthcoming and permit the taking up of an improved programme to complete organisation and accelerate development.

It must be acknowledged that the Postal undertaking has long passed the experimental stage. Large communities, Foreign and Chinese, are now dependent on the Imperial Post Office for the transmission of their correspondence, and the public duties of the Service increase every day. New establishments are wanted in every direction, and at those now open the work is becoming heavier. The system hitherto followed, to stretch out lengthy lines of couriers so as to rapidly bring all large cities of the interior into communication with Treaty ports, had to be carried on without special regard to the local exploitation of each great centre, and, as a consequence, many are still only provided with Agencies quite inadequate to their requirements. Every *fu* and *hsien* city should now have its own and properly constituted Post Office, capable, separately, to undertake the establishment and control of Agencies or Box Offices in all the localities in its neighbourhood. A larger staff and larger means are required for this, and it is obvious that until this is done much of the advantages and possibilities of the new system will be neglected. These considerations have been brought to the notice of the Chinese Government, and effective official support in various directions is now assured. Doubts can no longer be entertained that the Postal programme is definitely accepted and welcomed in official circles, and we have seen in Shansi, Honan, Hupeh, and some other provinces the high provincial authorities issue, of their own accord, remarkable proclamations making known to the population the character and aims of the Imperial Post Office, and enjoining upon all to welcome and support it as the national institution. There is now no more trouble on the opening of new establishments to obtain local proclamations from the authorities of the place, and, in fact, Magistrates not unfrequently apply of themselves for the planting of establishments in their cities, and wherever protection is asked for Offices or couriers it is readily granted. Strong signs are seen everywhere of the growth of the institution; its low rates, quickness, and regularity draw more and more the public to its counters.

To briefly review the special ground gone over during the year 1904, I would first mention the revision of the Postal Tariff. This operation did not go on quite smoothly. The fact had long been noticed that inland rates were too low and should correspond better with



the heavy cost of transport by couriers through the districts of the interior. A new Table—Notification No. 40—was therefore introduced in April, drawn up with a view to regulate charges as much as possible according to distances, provincial and interprovincial distinctions being adopted for the purpose. Unfortunately, too short notice was given to this change of practice, the system was thought too complicated, and certain criticisms it drew forth showed that minute distinctions as to distance and mode of transport were unnecessary. Additional observations, too, divulged the fact that the 1-cent rate for domestic letters adopted two years ago was too low and could conveniently be raised to 2 cents. A second Table—Notification No. 41 (Appendix D)—was consequently issued and came into force in September: the indications are that it will give general satisfaction.

Three Conventions have been concluded during 1904 with Foreign Administrations: one with India, began on the 1st March; one with Hongkong, concluded in December and put in operation in February 1905; and a Parcel Convention with France, signed on the 21st October but not yet operative. These bring up to five the number of Postal Arrangements passed by the Chinese Post Office with Foreign Administrations, one having already been signed with France in February 1900 and another with Japan in May 1903. China has not yet formally entered the Universal Postal Union, but it may be remarked here that these Conventions place her, through the intermediary of the contracting Administrations, in exactly the same postal relations with all Union countries as if she had already joined it. Under these Conventions Chinese mail matter for abroad, franked in Chinese stamps, is handed over in open bags to the Foreign Post Office at the Foreign mail terminus port, and that Post Office, by date-stamping each cover, confers on it the right of admission into any Union country in the world; on the other hand, the Foreign Post Office hands over in a similar way its incoming Foreign correspondence for transmission through Chinese lines. There is thus between the Chinese and Foreign Offices an exchange of services which are paid for, as is done by any two Union countries, on the basis of yearly statistics taken during the first 28 days of May or November of alternate years, and which are settled at the established Union rates.

It should be remembered here that in dealing with international correspondence China in every respect conforms to the rules of a Union country. In April 1896, shortly after the promulgation of the Imperial Decree referred to at the head of this Report, China addressed the Conseil Fédéral Suisse, notifying the creation of the Imperial Postal Service and her formal intention to join the Union as soon as organisation permitted; meanwhile her Post Offices as they opened at the Treaty and other ports were to observe Union practice and rules. These declarations she confirmed again before the Universal Postal Congress of Washington by her representatives there—Messrs. H. F. MERRILL, F. E. TAYLOR, and E. BRUCE HART—in 1897, and ever since she has acknowledged, at these places, Universal Postal Union regulations and rates. Consequently, all international mail matter to and from Treaty ports and steam-served places are passed free at Chinese Offices if fully prepaid at Union tariffs, and when a tax is applied for insufficiency of postage it is done in conformity with Union rules. To non-steam-served places, where communications have to be maintained by costly land couriers, the rule remains the same for light articles—letters and postcards,—but on printed mail matter and other heavy mail articles the Chinese Administration imposes a domestic charge,

distinct from Union rates, to cover courier expenses. As regards more particularly mail matter arriving from British places at the penny postage rate or from America at the United States domestic rate, if received for distribution at Shanghai, it is distributed free, but if received for further transmission through the Imperial Post Office system, it is taxed in conformity with Union rules. Foreigners living in the interior have occasionally made the Shanghai papers the medium of their complaints against the charges asked on delivery of their correspondence, doubtless because insufficiently acquainted with these rules and distinctions, which have long been admitted by all Foreign Administrations the Imperial Post Office has dealings with.

As explained in the introductory part of this Report, the Imperial Post Office has so far only had dealings with the letter hong, or *lun-ch'uan hsin-chü*, at the Treaty ports. There was no particular difficulty in bringing these under control from the first by means of compulsory registration; but much difficulty is still experienced in arranging for payment of the clubbed mails carried for them by steamers; those sent direct between Treaty ports are passed free, and only half the letter rate is demanded on those between steam-served places. This is an unsatisfactory state of affairs of some concern to the Imperial Post Office, which will forcibly require adjustment before long. As to the Native posting agencies of the interior, no official cognizance had yet been taken of them since 1896 and no relations opened with them. At the beginning of 1904 instructions were issued directing Postmasters to allow them to register and use the Imperial Post Office courier lines for the transmission of their clubbed packages against payment of the full letter rate on gross weight. It has had yet but little effect, but this introduces an important departure from the purely expectant policy hitherto adopted towards them and is one likely to work good results in time. Wherever enlisted these agencies will be of considerable assistance, for they will act as collectors and distributors for the Imperial institution, and become those very agents the Post Office wants to enlarge the circle of its operations among Native communities in the interior, on methods popular among them. Registration of these agencies inland should be steadily pursued; once readily accepted, it will prove the means of absorbing them and of constituting, out of their elements, without hesitation or trouble, and also rapidly, an enormous but compact system of agencies most suitable to the postal requirements of this vast Empire.

The study of improvements in working methods has continued during 1904. The simplified system of statistics introduced at the beginning of the year on methods borrowed from Foreign Administrations has worked most satisfactorily, greatly reducing the work. Two sets of statistics are rendered by each district to Peking: the first, *Domestic*, and quarterly, are prepared from the particulars obtained from the Letter Bills or certain working registers during the first week of March, June, September, and November of each year at Head Offices, and during the 2nd, 5th, 7th, and 10th moons at inland establishments; the second, *Union*, rendered yearly, are taken simultaneously with the international statistics of Foreign Post Offices during May or November each year—on these the accounts of transit charges between the Chinese and Foreign Administrations are established.

The Money Order system, hitherto limited to Treaty ports and steam-served places, has been remodelled, and is now being extended to a number of inland establishments. Much is

expected from the extension of this system. In a country like China, where exchange is so erratic and banking transactions difficult and costly, it has become a practice among the ordinary Chinese public to settle bills by remittances of money in sycee. On this traffic Native agencies flourish, and it helps them not a little to retain their customers for other postal operations. The Remittance Order of the Imperial Post Office is one of the means by which this traffic will be curtailed and the public freed from risk and capricious exactions.

On the marginal list of Imperial Post Offices and Branch Offices, appended to the map (Appendix B), an asterisk (\*) and a dagger (†) indicate those now open to Money Order transactions: they actually number 177; these transactions exceeded *Hk.Ts.* 500,000 during the year 1904.

The most important innovation specially devised for inter-Office work is that of postage-due stamps, of which a first issue was made during the year under review (*vide* Appendix E). Most Postal Administrations use postage-due stamps for controlling receipts on delivery, but none wants them more than the Chinese Administration, where so much has to be left to Native hands. The system now adopted as a measure of control prevents every irregularity on the delivery of letters and will contribute to maintain integrity in the lower ranks of employés.

During 1904 a large Postal Working Map, with an Index, a List of all known Cities in China, a List of all Imperial Establishments and two Supplementary Parts to bring it up to date, and a revised Chinese version of the "Postal Guide" have been issued. Postal weights have been readjusted, preventive regulations against the smuggling of letters have been framed, and various systems for the "late posting" of clubbed packages on board steamers at Treaty ports, the registration of newspapers, and "special marks" for mail matter under contract have been introduced in Post Office practice.

Attached to this Report will be found:—

- A Summary of I.P.O. Establishments open prior to 1st January 1905 (Appendix A);
- A small hand map, with a marginal list of all Branch Offices (Appendix B);
- A General Statement of Postal Results by Districts during 1904 (Appendix C);
- The Postal Tariff—Notification No. 41,—issued on 1st September 1904 (Appendix D);
- A Note on the Postage Stamps of China, 1878–1904 (Appendix E); and
- A Note on the Government Courier Service of China (Appendix F).

T. PIRY,

*Postal Secretary.*

INSPECTORATE GENERAL OF POSTS,

PEKING, 25th May 1905.

---

## APPENDIX A.

## SUMMARY OF IMPERIAL POST OFFICE ESTABLISHMENTS OPEN TO THE SERVICE PRIOR TO THE 1ST JANUARY 1905.

DISTRICTS OR SUB-DISTRICTS.	NAMES OF PROVINCES.	NUMBER OF		NUMBER OF			
		Prefectures and Independent Cities.	District Cities.	Head and Branch Offices.	Box Office Agencies.	Money Order Offices	
						A.*	B.†
Peking.....	Chihli.....	14	120	17	51	7	2
Taiyuan.....	Shansi.....	26	91	8	40	...	5
K'aifeng.....	Honan.....	10	77	12	40	...	1
Newchwang.....	Shengking.....	5	23	15	14	2	...
	Kirin (Chilin).....	5	4				
	Heilungchiang.....	2	...				
Tientsin.....	Chihli.....	3	21	17	24	8	...
Chefoo.....	Shantung.....	1	11	9	18	1	6
Chinan.....	".....	9	68	15	32	1	3
Kiaochow.....	".....	2	26	18	14	8	4
Chungking.....	Szechwan.....	10	63	7	32	...	1
	Yunnan.....	1	1				
Ch'engt'u.....	Szechwan.....	13	61	9	47	...	1
Ichang.....	Hupeh.....	2	13	2	4	1	...
	Szechwan.....	1	6				
Shasi.....	Hupeh.....	2	9	2	11	1	...
Yochow.....	Hunan.....	12	55	8	15	2	2
Kueiyang.....	Kweichow.....	16	48	3	4	...	...
Hankow.....	Honan.....	3	25	23	76	10	2
	Hupeh.....	7	45				
Hsian.....	Shensi.....	12	85	11	38	1	...
	Kansuh.....	15	54				
Kiukiang.....	Kiangsi.....	14	78	17	15	2	...
Wuhu.....	Anhwei.....	7	30	5	18	2	3
Nanking.....	Kiangsu.....	1	7	6	16	4	...
	Anhwei.....	3	12				
Chinkiang.....	Kiangsu.....	7	34	24	24	6	1
	Shantung.....	...	1				
Shanghai.....	Kiangsu.....	3	12	7	33	6	1
Soochow.....	".....	1	14	4	5	1	2



SUMMARY OF IMPERIAL POST OFFICE ESTABLISHMENTS—*Continued.*

DISTRICTS OR SUB-DISTRICTS.	NAMES OF PROVINCES.	NUMBER OF		NUMBER OF			
		Prefectures and Independent Cities.	District Cities.	Head and Branch Offices.	Box Office Agencies.	Money Order Offices	
						A.*	B.†
Ningpo.....	Chehkiang.....	5	33	16	24	6	3
Hangchow.....	".....	4	29	14	28	5	1
Wenchow.....	".....	2	16	5	12	1	2
Santuo.....	Fuhkien.....	1	5	2	5	1	1
Foochow.....	".....	6	31	18	22	9	4
Amoy.....	".....	4	22	7	24	2	3
Swatow.....	Kwangtung.....	2	18	20	15	2	2
Wuchow.....	Kwangsi.....	12	56	10	20	2	3
Samshui.....	Kwangtung.....	6	19	6	16	1	...
Canton.....	".....	6	28	24	121	5	11
Kiungchow.....	".....	1	13	1	1	1	...
Pakhoi.....	".....	3	7	5	13	1	...
	Kwangsi.....	1	4				
Lungchow.....	".....	2	5	1	...	1	...
Mengtsz.....	Yunnan.....	10	49	8	11	2	...
Szema.....	".....	3	1	1	3	1	...
Tengyueh.....	".....	7	17	5	4	1	...
Changsha.....	Hunan.....	5	12	7	17	3	3
Tatung.....	Anhwei.....	3	12	3	20	2	1
TOTAL.....		290	1,471	392	927	109	68

\* Money Order Offices A are those between which *steam* communication exists; for these the limit of issue on one document is \$50.

† Money Order Offices B are those situated inland, between which postal communication is maintained by *coasters* or *boats*; for these the limit of issue on one document is \$10.

N.B.—Where a Money Order is applied for at a Money Order Office A for payment at a Money Order Office B, or *vice versa*, the limit of issue is \$10.

The *fee* is 2 per cent. of the sum paid out, and when a difference exists between the bank's rates at place of issue and place of payment, the make-up has to be paid in.

## APPENDIX C.

## POSTAL RESULTS BY DISTRICTS, FOR THE YEAR 1904.

PORTS.	MAIL MATTER.				PARCELS.		LETTERS IN CLUBBED MAILS.	MONEY ORDER TRANSACTIONS.	
	Received.	Despatched.	In Transit.	TOTAL.	Number.	Weight.		Issued.	Cashed.
<b>NORTH CHINA.</b>									
Peking.....	1,785,000	1,130,000	650,000	3,565,000	59,770	491,480 14	35,700	53,559.19	55,310
K'aifeng.....	535,544	258,970	313,956	1,108,470	4,791	15,542 7	...	...	...
Newchwang.....	1,831,196	1,784,710	1,409,952	5,025,858	29,582	190,573 0	30,744	12,974.29	2,866.25
Tientsin.....	3,189,241	1,969,233	1,437,698	6,596,172	63,657	320,896 4	102,992	66,860.96	39,495.59
Chefoo.....	755,835	360,208	388,685	1,444,728	10,866	49,636 4½	85,678	12,297.19	8,210.03
Chinan.....	697,325	313,796	347,019	1,358,140	9,301	39,229 10	32	...	...
Kiaochow.....	386,000	178,000	258,000	822,000	18,500	100,232 8	...	10,189.75	2,089.74
<b>CENTRAL CHINA.</b>									
Chungking.....	565,799	231,254	269,752	1,066,855	15,392	63,282 4	...	15,046.01	4,078.50
Ichang.....	329,087	101,629	248,228	678,944	15,269	103,808 15	2,770	4,869.56	1,980.50
Shasi.....	200,199	113,562	75,853	389,614	3,219	18,536 9	4,959	8,911.71	2,576.11
Yochow.....	1,158,675	539,553	802,901	2,501,129	25,888	120,590 4½	69,257	36,848.89	23,573.76
Changsha.....	203,173	71,964	94,019	369,176	3,382	25,675 1	20,260	...	...
Hankow.....	2,164,600	1,353,000	1,484,300	5,001,900	42,500	256,180 6	593,739	37,840.75	37,195.55
Kiukiang.....	1,181,840	451,945	680,208	2,313,993	55,107	591,682 12	332,319	4,319.03	7,895.16
<b>LOWER YANGTZE AND NEIGHBOURING DISTRICTS.</b>									
Wuhu.....	929,792	637,910	471,446	2,039,148	17,639	133,938 12	468,164	28,194.95	27,492.11
Tatung.....	33,714	40,766	30,955	105,435	1,488	5,622 4	22,335	2,636.36	2,448.36
Nanking.....	479,445	659,362	172,725	1,311,532	25,706	279,827 0	332,777	32,371.76	27,366.92
Chinkiang.....	1,200,000	800,000	600,000	2,600,000	25,715	118,191 1½	595,540	16,823.16	34,135.39
Shanghai.....	5,666,869	5,454,504	2,040,841	13,162,214	188,497	1,989,516 8½	2,040,841	27,320.31	100,914.45
Soochow.....	551,374	551,867	87,456	1,190,697	15,458	182,814 0	...	11,803.90	20,428
Ningpo.....	1,235,623	717,970	435,826	2,389,419	9,382	42,110 13½	441,831	2,272.29	15,257.01
Hangchow.....	1,224,882	643,179	584,811	2,452,872	14,973	109,824 4½	...	16,655.66	15,756.07
<b>SOUTH CHINA.</b>									
Wenchow.....	134,667	85,123	51,255	271,045	3,832	25,634 12½	48,484	3,149.42	4,543.43
Santuo.....	54,512	22,727	25,850	103,089	447	1,431 6	...	2,093.36	113.70
Foochow.....	932,547	754,460	388,581	2,075,588	26,700	166,815 0	188,593	34,970.30	29,361.56
Amoy.....	273,024	178,819	90,494	542,337	8,366	52,888 4½	55,835	9,544.80	1,963.10
Swatow.....	376,029	235,941	144,244	756,214	10,624	93,870 6½	211,499	5,302.96	2,909.24
Wuchow.....	625,741	322,965	295,955	1,244,661	14,923	53,401 13	200,571	2,801.57	1,091.99
Samshui.....	174,410	78,651	97,221	350,282	543	2,022 5½	...	1,648.06	202.67
Canton.....	1,414,021	1,055,943	562,287	3,032,251	42,787	367,410 0	2,405,607	16,007.87	23,550.58
Kiungchow.....	38,987	26,126	552	65,665	631	3,378 8¼	17,755	9,715.07	471.26
Pakhoi.....	134,964	62,621	55,145	252,730	1,659	5,841 1	5,943	4,181.63	304.97
Lungchow.....	5,694	4,186	1,404	11,284	39	185 4	...	7,448.26	169.99
Mengtsz.....	119,344	54,285	61,327	234,956	4,263	29,590 2	...	2,342.93	83.99
Szemaoc.....	6,894	5,857	...	12,751	224	985 3	...	669.74	13.15
Tengyueh.....	74,938	40,767	33,812	149,517	486	1,253 11	...	...	...
<b>TOTAL.....</b>	<b>30,670,985</b>	<b>21,291,853</b>	<b>14,692,758</b>	<b>66,655,596</b>	<b>771,606</b>	<b>5,952,887 14</b>	<b>8,304,125</b>	<b>501,671.69</b>	<b>499,849.13</b>

APPENDIX D.

CHINESE IMPERIAL POST.

NOTIFICATION No. 41.

TARIFF OF POSTAGE.

MAIL MATTER	UNIT OF CHARGE	1.—DOMESTIC PLACES. (a.)		2.—FOREIGN COUNTRIES.		
		I. Local.	II. Domestic.	III. Union.	IV. Japan.	V. Hongkong; also Macao & Tsingtau.
<b>A. CORRESPONDENCE.</b>		<i>Cents.</i>	<i>Cents.</i>	<i>Cents.</i>	<i>Cents.</i>	<i>Cents.</i>
Letters (d.).....	Every ½ oz. (15 grammes) or fraction thereof.	1	2	10 (b.)	3 (b.)	4 (b.)
Postcards—						
Single.....		1	1	4 (b.)	1½ (b.)	1 (b.)
Double.....		2	2	8 (b.)	3 (b.)	2 (b.)
Newspapers (e.) (g.).....	Every 2 oz. (60 grammes) (sent singly or in bulk). [Limit of weight, 4 lb. (2 kilogrammes).]	½	1	2 (c.) per 2 oz. (50 grammes).	½ per 2½ oz. Per package wrapped together with two copies or more, for every 2½ oz., 1 cent	2 (c.) per 2 oz. (50 grammes).
Books and Printed Matter and Commercial Papers (e.) (g.).....	Up to 3 oz. (90 grammes)..... 3 oz. to 8 oz. (240 grammes)..... 8 " " 16 " (480 " )..... 16 " " 32 " (960 " )..... 32 " " 64 " (1,920 " )..... [Limit of weight.]	1 2 4 8 15	2 5 10 15 30	2 (c.) per 2 oz. (50 grammes). Minimum charge, 10 cents per packet for Commercial Papers.	2 per 3½ oz.	2 (c.) per 2 oz. (50 grammes). Minimum charge, 10 cents per packet for Commercial Papers.
Samples (f.) (g.).....	Up to 3 oz. (90 grammes)..... 3 oz. to 8 oz. (240 grammes)..... 8 " " 12 " (360 " )..... [Limit of weight.]	1 2 4	2 5 10	2 (c.) per 2 oz. (50 grammes). Minimum charge, 4 cents per packet.	2 per 3½ oz.	2 (c.) per 2 oz. (50 grammes). Minimum charge, 4 cents per packet.
<b>B. REGISTRATION (a.)</b>						
Simple.....			5	10	7	10
With Return Receipt.....			10	20	10	20
<b>C. PARCELS *† (a.) (h.)</b> .....	Up to 1 lb. (½ kilogramme)..... 1 lb. to 3 lb. (1½ kilogrammes)..... 3 " " 6 " (3 " )..... 6 " " 11 " (5 " )..... 11 " " 22 " (10 " )..... [‡ Parcels over 6 lb. weight or 1 cubic foot not accepted for places only reached by overland couriers.]	10 15 20 30 50	15 20 30 40 80	Tariff II (Domestic) is additional to rates in Special Table of Union postage on Parcels, g.v.		
<b>D. MONEY ORDERS</b> .....	Per Dollar.....	2	2	Not issued.		

Hongkong and Macao } Up to 3 lb. 25 cts.  
                  } 3 lb. to 7 lb. 50 " "  
Tsingtau. } 7 " to 11 " 75 " "  
                  } 11 " to 22 " 100 " "  
                  } Up to 1 kilogramme 30 cts.  
                  } 1 kil. to 5 kil. 40 " "  
                  } 5 " " 10 " 80 " "



## TARIFF OF POSTAGE—Continued.

- 1.—DOMESTIC PLACES... { LOCAL: TARIFF I.—Mail matter within delivery radius.  
DOMESTIC: TARIFF II.—Mail matter between Imperial Post Offices in China.
- 2.—FOREIGN COUNTRIES { UNION: TARIFF III (*Union Rates*).—Mail matter to or from countries in the Postal Union (also to and from Meng-tsz, Szemao, and Lungchow districts if conveyed through Tonkin, and Tengyueh district if conveyed *via* India).  
JAPAN: TARIFF IV.—Mail matter to and from Japan.  
HONGKONG: TARIFF V.—Mail matter to or from Hongkong, Macao, Tsingtau (German Kiaochow), and Port Edward (Weihaiwei).

These Tariffs frank *international Letters and Postcards* to and from any place in China where an Imperial Post Office exists; but Tariff II (Domestic) is additional for all *international heavy mail articles*—Newspapers, Books, Printed Matter, Commercial Papers, and Samples—carried *by courier* to or from inland establishments not reached by steam.

[In the case of *international Parcels*, where and howsoever carried, Tariff II (Domestic) is additional to the rates in Special Table of Union postage on Parcels.]

*N.B.*—Full prepayment of Domestic rates in Chinese stamps is compulsory; articles insufficiently prepaid, other than Letters, will be refused when presented for posting, and if dropped into the letter-box, are liable to detention. Articles arriving from abroad insufficiently franked will be forwarded to destination, but *double* the insufficiency in Union postage, and for heavy mail articles transmitted inland *once* the insufficiency in Domestic postage, will be collected from the addressee on delivery. The amount due will be assessed in every case by a Head Office of the I.P.O. and indicated in postage-due stamps affixed on the cover: refusal to acquit the postage due so indicated will be equivalent to refusing the article.

Any mail matter destined for inland places where no Imperial Post Office exists will be forwarded through Native agencies at the risk and expense of the addressee or sender.

NOTES.—(a.) Prepayment of full postage is compulsory.

(b.) When not registered, prepayment of postage is optional; but unprepaid mail matter is liable to a charge of double postage on delivery, and insufficiently prepaid matter of double the deficiency.

(c.) At least part postage must be prepaid.

(d.) Limit of weight, 4 lb. (1,920 grammes); limit of size, 2 feet  $\times$  1 foot  $\times$  1 foot (60  $\times$  30  $\times$  30 centimètres).

(e.) Limit of size, 18 inches  $\times$  18 inches  $\times$  18 inches (45  $\times$  45  $\times$  45 centimètres); in rolls, 30 inches (75 centimètres) in length  $\times$  4 inches (10 centimètres) in diameter.

(f.) Limit of size, 12 inches  $\times$  8 inches  $\times$  4 inches (30  $\times$  20  $\times$  10 centimètres); in rolls, 12 inches (30 centimètres) in length  $\times$  6 inches (15 centimètres) in diameter.

(g.) Liable to Letter tariff if sealed against inspection.

(h.) Limit of size, 2 feet  $\times$  2 feet  $\times$  2 feet (60  $\times$  60  $\times$  60 centimètres); limit of weight, 22 lb. (10 kilogrammes)—except for inland places, for which the limit is 6 lb. and 1 cubic foot.

PARCELS.—Parcels may be insured at Money Order Offices against a domestic insurance fee of 1 per cent. of the amount insured, with a minimum fee of 10 cents; the Union insurance fee is additional. A Return Receipt may be obtained on payment of an additional fee of 5 cents in the case of domestic Parcels and 10 cents in the case of international Parcels.

Parcels taxed with trade charges are accepted for transmission between Money Order Offices on payment of a 2 per cent. fee of the amount to be collected.

MONEY ORDERS.—Limit of one Order, \$50 between Money Order Offices connected by steam, and \$10 between certain Offices in inland districts. For exchange rates and list of places to which Orders are issuable, inquire from I.P.O.

CURRENCY (for the purchase of Stamps).—Full value dollars purchase 100 cents in stamps; inferior dollars and fractional coins only accepted at current discount. Copper cash accepted at average dollar exchange rates periodically fixed by Postmaster.

\* Parcels to and from places in Shensi, Kansuh, Yunnan, Kweichow, and Szechwan are charged double rate. [Parcels between Ichang and Chungking marked "by junk" are charged single rate.]

† An extra charge of 2 cents per lb. is collected on Parcels *via* Hongkong to domestic places.

Note.—The following articles cannot be sent in mail matter: Articles of a nature likely to soil or injure the correspondence; explosive, inflammable, or dangerous substances; articles of contraband or liable to Customs Duty; opium, gold, silver, jewellery, precious stones, etc. Dutiable articles of value may, however, be sent by the Parcel Post under special regulations.

By Order of the Inspector General,

T. PIRY,  
*Postal Secretary.*

INSPECTORATE GENERAL OF POSTS,  
PEKING, 1st September 1904.

## APPENDIX E.

## NOTE ON THE POSTAGE STAMPS OF CHINA.

In 1876 the Customs Postal Department was extended and allowed to accept correspondence from the general public for transmission between Treaty ports. Postage stamps being required for the purpose, a first issue was prepared, but only appeared in 1878, comprising a set of three values in the tael currency, viz., 1-candarin (green), 3-candarin (red), and 5-candarin (yellow).

In 1885 a second issue took place, the stamps being of smaller size and different colours but of about the same design and of the same values as in the previous issue, viz., 1-candarin (green), 3-candarin (mauve), and 5-candarin (bistre); these were water-marked with a device known as "shell."

A third issue occurred towards the end of 1894, known as the "Jubilee Issue," on the occasion of Her Majesty the Empress Dowager's sixtieth birthday. It consisted of a set of nine different values, viz., 1-candarin (geranium red), 2-candarin (olive-green), 3-candarin (yellow), 4-candarin (rose), 5-candarin (deep chrome-yellow), 6-candarin (carmine-brown), 9-candarin (grey-green), 12-candarin (orange), and 24-candarin (carmine). The first six values were of the ordinary size, but the last three of a larger and oblong form; they were water-marked with the "yin-yang" symbol, and were printed in Japan after new and varied designs prepared by the Department in Shanghai.

When, in 1896, the Imperial Post Office was formally recognised by Imperial Edict, the currency was changed from candarins (tael) to cents (dollar), and a new issue of 12 different values was ordered from Japan; but these were not ready before a year or two later. Owing to this delay, the 1894 issue had to be continued, but with surcharges marked in dollar-cent values, viz.,  $\frac{1}{2}$ , 1, 2, 4, 5, 8, 10, and 30 cents; there were also revenue stamps surcharged for postage. This may be reckoned as the fourth issue, in use from January 1897.

The fifth issue was lithographed in Japan in 1898, and the designs, though similar, were not identical with, and the colours were, in many cases, of different shades from, the current (*i.e.*, the sixth) issue.

The sixth issue was brought out in 1899, engraved on steel, printed by WATERLOW & SONS in London, with perforations differing somewhat from the previous set. The stamps are more elaborately wrought (having, *e.g.*, a geometrical background) and are of 12 values, viz.,  $\frac{1}{2}$ -cent (seal-brown), 1-cent (orange-yellow), 2-cent (cardinal-red), 4-cent (red-brown), 5-cent (salmon), 10-cent (deep green), 20-cent (light red-brown), 30-cent (rose), 50-cent (light green), 1-dollar (red and pale rose), 2-dollar (yellow and red), and 5-dollar (green and pale rose). The 5-cent stamps issued during 1904 were inclined to orange-yellow, and some other issues approached the colour of the 2-cent stamp; and during 1905 will begin the issue of a new 5-cent stamp, mauve in colour.

A set of postage-due stamps was issued in 1904, all blue and of identical design; their values are, respectively,  $\frac{1}{2}$ , 1, 2, 4, 5, 10, 20, and 30 cents.

The following table gives the number of stamps of each value that have been used in the first five issues, now all obsolete and the blocks of which have all been destroyed:—

FIRST ISSUE, 1878.		SECOND ISSUE, 1885.*		THIRD ISSUE, 1894.		
Value.	Number of Stamps issued.	Value.	Number of Stamps issued.	Value.	Number of Stamps issued. †	
1 candarin	206,486	1 candarin	508,667	1 candarin	100,077	
3 "	558,768	3 "	850,711	2 "	78,404	
5 "	239,610	5 "	348,161	3 "	188,494	
				4 "	44,689	
				5 "	32,779	
				6 "	54,247	
				9 "	58,523	
				12 "	33,509	
				24 "	34,035	
FOURTH ISSUE, 1897 (SURCHARGED).					FIFTH ISSUE, 1898. ‡	
Value.	Surcharged on	Total Number issued.	Returned and destroyed.	Net issue.	Value.	Number of Stamps issued.
$\frac{1}{2}$ cent	3-candarin	440,728	136,681	304,047	$\frac{1}{2}$ cent	481,200
1 "	1-candarin	387,734	177,402	410,332	1 "	433,200
1 "	Revenue, 3 cts.	200,000			2 "	248,000
2 "	2-candarin	790,075	280,000	859,675	4 "	912,000
2 "	Revenue, 3 cts.	349,600			5 "	360,000
4 "	4-candarin	344,505	157,238	237,267	10 "	360,000
4 "	Revenue, 3 cts.	50,000			20 "	168,000
5 "	5-candarin	321,575	163,833	157,742	30 "	168,000
8 "	6-candarin	196,848			50 "	360,000
10 "	6-candarin	20,000	64,431	151,308	1 dollar	51,600
10 "	9-candarin	132,813			2 "	12,930
10 "	12-candarin	62,926	24,040	26,326	5 "	7,200
30 "	24-candarin	50,366			Postcard, 1 cent	1,001,000
1 dollar	Revenue, 3 cts.	20,485	13,236	7,249		
5 "	Revenue, 3 cts.	5,000	...	5,000		

\* In addition were issued, in 1897, 38,000 of 1-cent surcharged on 1-candarin, 42,000 of 2-cent surcharged on 3-candarin, 56,840 of 5-cent surcharged on 5-candarin, of this issue.

† Net issue, deducting those returned and destroyed.

‡ The higher denominations were used chiefly for Remittance Certificates, and therefore did not enter into general circulation.

## APPENDIX F.

## NOTE ON THE GOVERNMENT COURIER SERVICE OF CHINA.

THE I Chan (驛站), or Government Service of Couriers for the transmission of official despatches, is mentioned in the records of the Chou dynasty, some 3,000 years ago, and has always existed since. As actually working, this Service is placed under the supervision of the Board of War at Peking, where a special department, the Ch'ê Chia Ssü (車駕司), with seven officials at its head, superintends all I Chan affairs, both metropolitan and provincial, and keeps and audits accounts. Two Yamêns near the Tung Hua Mên, both under joint Manchu and Chinese Directors (Chien-tu), keep up at the capital their connexions with the provinces; one, known as the Ma Kuan (馬館), oversees the couriers and horses; the other, the Chieh Pao Ch'u (捷報處), attends to the mails on arrival and departure. 34 messengers are said to be perpetually on roster to maintain constant relations between these two Yamêns and the head department in the Board of War. As detached from these central bureaux, 16 Directors, called Ti-tang (提塘), all superior military graduates, are appointed by the Board of War to reside in the provincial capitals and keep up from there direct communication with Peking: the Director at each place depends on the Provincial Judge. These 16 head bureaux are distributed among the provinces as follows: Chihli, Kiangnan, Shantung, Shansi, Honan, Shenkan, Chehkiang, Fuhkien, Kiangsi, Hupeh, Hunan, Kwangtung, Kwangsi, Szechwan, Yunnan; one is special for the Yellow River and Grand Canal.

All covers for despatch through the I Chan (驛站) to the provinces have first to be inspected and stamped at the Ch'ê Chia Ssü; they are then sent to the Chieh Pao Ch'u and through the Ma Kuan, whose horses and men are requisitioned, thence forwarded to the first stage from Peking, *i.e.*, Liang-hsiang-hsien if for a westward direction, or Tungchow if eastwards; the Chou or Hsien there is responsible for the transmission to the next stage, and so on at each subsequent stage till the cover reaches its destination. Similarly, for provincial despatches to Peking, the Ti-tang attends to their despatch to the first stage from his end, and they proceed from stage to stage till they reach the Ch'ê Chia Ssü at Peking, whence they are sent to the Yamên concerned. Any despatch so sent must be enclosed in an official cover, *ma-fêng* (馬封), indicating on a slip attached to it, *p'ai tan* (排單), the I Chan cities through which it has to pass; this slip is annotated at each place with the date of the passage. According to the urgency of the message, the couriers, *fu-i* (夫役), travel from 200 to 600 *li* per day, and at each stage horses and men must, in principle, be kept in readiness.

In addition to the transmission of despatches, the I Chan also provides means of transport for officials on transfer, but in this case, by regulation, the travellers must hold an authority or *huo-p'ai* (火牌) to requisition horses and men at the official stages on the way.

The sums spent for the maintenance of this large Service are not centralised in Peking, but are deducted at each district town from the local taxes to be reported to the provincial Treasury, and thence yearly to the Throne. This loose system of payment is said to lead to many abuses.

# HANGCHOW TRADE REPORT,

## FOR THE YEAR 1904.

---

1°. LOCAL.—The spring months of the year were wet and cold, affecting the Cocoon crop to such an extent that the outturn proved to be a very small one and of but middling quality. Neither was the Tea season a good one; but as the output, though short of the preceding year's, was still large, the profits gained locally on the transportation of Anhwei Teas cannot have been much diminished. The summer was mild and the autumn very propitious to the harvest. The Cotton crop was a full one, the Wheat crop quite up to the average, and the all-important Rice crop one of surpassing richness—being generally estimated at eight-tenths or nine-tenths. Peace prevailed in the province, and Hangchow has enjoyed a year of great prosperity, reflected by the value of trade and the Revenue collected, which have overtopped all previous records.—Early in the summer some trouble arose in the Yü-hang and neighbouring districts, owing to an attempt to levy Likin on silkworms, under cover of inspection and intended destruction of disease. At the first sign of serious opposition, however, the obnoxious tax was withdrawn. Complaints are also rife as to the insecurity of the waterways, especially between Hangchow and Hai-ning and Hangchow and Hu-chou. On this latter canal robberies are so frequent as to seriously interfere with the Silk trade, merchants being afraid to ship by junk, and launches not being permitted to carry cargo. To all petitions praying that this nuisance be stopped the officials turn a deaf ear, or reply that decent people do not travel at night.—The water in the Grand Canal fell during the year to an even lower level than in 1903; from 4th February till 11th March it ranged below 7 feet, and on 11th February it reached the exceptionally low level of 6 feet 6 inches; nothing was done to remedy the evil.

2°. REVENUE.—The Dues and Duties collected during the year amounted to *Hk.Tts* 702,956. In 1903 *Hk.Tts* 657,533 were collected, and in 1901, previously the best year, *Hk.Tts* 618,128. Export Duty and Tonnage Dues show a falling off from the 1903 figures of *Hk.Tts* 5,000 and *Hk.Tts* 21 respectively. Import Duty and Coast Trade Duty each gained *Hk.Tts* 10,000, Opium Duty *Hk.Tts* 8,000, and Opium Likin *Hk.Tts* 21,000, while Transit Dues rose from *Hk.Tts* 9,859 to *Hk.Tts* 11,346. Kashing contributed to the total collection *Hk.Tts* 393,339, or about 56 per cent., of which sum no less than *Hk.Tts* 273,889 were derived from Opium.

3°. FOREIGN TRADE.—(a.) *Imports* and (b.) *Exports*.—No remarks.

4°. COAST TRADE.—(a.) *Original Shipments Coastwise*.—The total value of goods shipped from Hangchow during the year was *Hk.Tts* 9,158,519, which compares very favourably with *Hk.Tts* 8,203,026 in 1903 and *Hk.Tts* 7,125,445 in 1902. But although the value of the trade has increased, the bulk shows, if anything, a shrinkage. Green Tea has fallen from 116,816 to 104,644 piculs; Unfired Tea, from 8,489 to 6,583 piculs; and Tea Dust, from 6,310 to 5,701 piculs. Cabbage Cake, Cotton Seed, and Leaf Tobacco have also receded. Hangchow Cotton Yarn, of which 2,858 piculs were exported in 1902, only appears in the 1904 export figures with 60 piculs. As the production of the Cotton mill here is not sufficiently great to supply the local market, and Foreign Cotton Yarn still continues to be imported, the falling off in the export of this article is not to be regretted: it merely proves that the Native product is growing in favour locally. The Cotton crop was a very large one, and the export rose from 11,496 to 19,761 piculs. The export of the famous Hams of Chin-hua amounted to 2,083 piculs, as compared with 1,255 piculs in 1903 and 1,536 piculs in 1902. But the most satisfactory:

increases are seen in the Silk trade. Raw and Thrown Silk advanced from 829 to 1,407 piculs; Steam Filature Silk, from 755 to 921 piculs; Silk Cocoons, from 726 to 991 piculs; Refuse Silk, from 1,723 to 4,481 piculs; and Silk Piece Goods, from 1,784 to 2,167 piculs. The revival in the export of Silk Piece Goods is especially to be noted, since the shipments of this article have hitherto steadily fallen year after year since 1899. The exalted figures for the year are the more astonishing as the Cocoon crop was a very small one, estimated at only about 50 per cent. In consequence of this shortness prices were kept high, and \$38 to \$40 per picul were paid on an average. The supply of Silk Piece Goods being unusually small, but of good quality, there was a strong demand, especially in the latter part of the year, which allowed the Silk merchants to make exceptionally good profits. At the beginning of the season the Anhwei Tea crop was estimated at 25,000 to 30,000 chests short of the 1903 crop, a particularly large one. This calculation proved correct. 103,035 piculs were exported, as against 114,496 piculs in 1903. Of Pingsuey Tea, only 202 piculs passed through Hangchow, compared with 958 piculs in the previous year; and Unfired Tea also showed a serious falling off, from 8,489 to 6,583 piculs. The original quality of the Anhwei, or Fychow, Tea is said to have been good; but, owing to a late gathering, careless preparation, and adulteration, the Tea did not fetch a good price in Shanghai. The Tea merchants affirm that they lost money and are very discontented with the season's results. They left Hangchow nearly a month earlier than usual, and there is some talk of again sending Hui-chou Tea to the Shanghai market *via* Ningpo. The Ch'ien-t'ang River, they say, is more than ever obstructed by rafts; the charge for carrying a chest of Tea from the river to the Grand Canal has been raised; and the delay in refunding the Likin collected for repairs to the sea wall increases yearly. They further complain that the steamship companies, instead of behaving towards them with the consideration naturally expected by their largest customers, treat them rather as if they were malefactors, and that the Likin barriers continually increase their delays and exactions. Finally, the gradual reduction in the tare allowed by the Hangchow Customs, from 14 catties on single chests and 21 catties on double chests in 1899 to 12½ catties and 19½ catties respectively, has also lowered profits, although the tare allowed is even now a liberal one. The Export trade of Kashing consists almost entirely of Cabbage Cake, Charcoal, and Firewood.

(b) *Reshipments Coastwise*.—No remarks.

(c) *Coastwise Arrivals*.—The total net value of Imports for 1904 was *Hk.Tls.* 8,589,143, as compared with *Hk.Tls.* 7,404,107 in 1903. This amount was made up of Foreign goods to the value of *Hk.Tls.* 5,144,223 and Native goods to the value of *Hk.Tls.* 3,444,920. As in the case of Exports, the increase in bulk is less than that in value. Russian Kerosene Oil has advanced from 62,200 to 292,100 gallons; Sumatra Oil, from 503,885 to 975,050 gallons: a large part of this increase is at the expense of American Oil, which has receded from 2,975,560 to 2,700,920 gallons. Brown Sugar has risen from 38,045 to 45,787 piculs; White Sugar, from 161,777 to 179,798 piculs. Most of the other articles of Foreign origin, excepting Opium, have declined: Nail-rod Iron, from 12,483 to 9,163 piculs; Tin Slabs, from 5,271 to 4,536 piculs; Coal, from 21,983 to 13,814 tons; Matches, from 557,450 to 413,960 gross. Of Native Imports, by far the most remarkable increase is in Beancake, which has sprung up from 27,690 piculs in 1903 to 196,510 piculs in 1904; of a total increase in the value of Native Imports of *Hk.Tls.* 384,981, this article alone accounts for *Hk.Tls.* 205,888. This increase appears to be due to a change in trade conditions at Newchwang. In 1903 Beancake was shipped thence by junk and carried to Kashing through the Likin stations; in 1904, being shipped from the North by steamer, it paid better to convey it to Kashing through the Foreign Customs. Beans also show a large increase, from 412,606 to 441,396 piculs. Native Coal has risen from 31 to

4,070 tons; this was all imported into Kashing. As the importation of Foreign Coal into Kashing has fallen during the same year from 15,069 to 8,197 tons, it will be seen that Japan has found a dangerous competitor in the Yangtze Valley. Of Bean Oil, 18,336 piculs, value *Hk.Ts.* 133,853, were imported; this article has not been imported at all since 1901, when 4,406 piculs were imported. Rape Seed has advanced from 18,598 to 54,727 piculs. The importation of Sesamum Seed, owing to the failure of the local crop, rose from 3,087 to 13,289 piculs. Sugar is one of the few important articles of Native importation which shows a decline and appears to be losing ground to its Foreign competitor. Brown Sugar has fallen from 127,229 to 121,244 piculs, and White Sugar, from 28,678 to 19,678 piculs. The general increase in Native Imports is due to Kashing, most of the goods being brought thither by junk and thence conveyed, through the Likin stations, to their destination, at one of the many flourishing marts situated on the surrounding network of canals.

5°. INLAND TRANSIT.—(a.) *Inwards*.—The value of the goods taken inland under Transit Pass amounted during the year to *Hk.Ts.* 503,212, as compared with *Hk.Ts.* 465,883 in 1903. The number of Passes issued in 1904 was 6,579, as against 6,654 in 1903. During the first nine months of the year both the number of Passes and the amount of Duty collected increased; but during the fourth quarter the number of Passes issued fell from 1,888 to 1,373, and Transit Dues, from *Hk.Ts.* 2,969 to *Hk.Ts.* 2,728, owing to the imposition of a *Ts.* 1 fee for the issue of each Transit Pass. This came, naturally, as a great blow to inland dealers, who, on an average, pay less than *Ts.* 2 Duty on articles covered by one Pass. Fortunately, the levy of this fee was discontinued, otherwise it must have resulted in the destruction and reorganisation of the whole Transit trade of this port. Hangchow merchants, however, were of opinion that this tax would be refunded ultimately, and therefore continued to do business on the old lines; though the Transit trade nevertheless received a severe check. Of the total value of the Transit trade, Sugar accounted for *Hk.Ts.* 359,440, Kerosene Oil, for *Hk.Ts.* 69,241, the remaining articles only adding up to some 75 thousand taels. About half the goods were carried up the western branch of the Ch'ien-t'ang to T'un-ch'i, on the boundaries of Anhwei, and some 37 thousand taels worth, after being taken to the head waters of the Ch'ien-t'ang, near Kiang-shan, were thence borne over the watershed into Kiangsi and Fukien.

(b.) *Outwards*.—*Nil*.

6°. SHIPPING.—The number of vessels entered and cleared under Soo-Hang-Hu Regulations during the year was 3,912 steam-launches, 9,726 passenger-boats, and 10,930 cargo-boats, the highest figures yet recorded. The increased traffic was on the Shanghai line, as the figures for the Soochow line were still below those for 1902, though considerably above 1903. Of the cargo-boats entered and cleared, 8,277 were sailing junks, of which no fewer than 7,332 loaded and discharged at Kashing. Throughout the months of July and August, owing to the large increase in the importation of Beans and Bean cake, the demand for tonnage to be chartered for this trade was unusually brisk at Kashing: during these two months alone 1,410 junks entered at that station.

7°. PASSENGER TRAFFIC.—159,797 Native passengers were carried between Hangchow and Shanghai, 77,768 between Hangchow and Soochow. The Soochow figures are practically the same as those for 1903; but the number of passengers to and from Shanghai has fallen off by 10,000 since 1903, and that year showed a decrease of about 8,000 on the figures of the year before. It would seem that the exorbitant passenger charges now indulged in by the three steam-launch companies are telling and now reap their due reward.

8°. TREASURE.—The import of Treasure amounted to *Hk.Ts.* 3,378,153, the export, to *Hk.Ts.* 5,632,509, leaving a net export of *Hk.Ts.* 2,254,356. This outflow of Treasure is unusual

at Hangchow, and though of this amount *Hk. Tls.* 700,000 can be accounted for as Government shipments to repay the Foreign indemnity, the *minus* balance is still a very considerable one. Leaving out of account the shipment of Treasure during 1896, in which year the port was only open during the winter months, when Treasure is ordinarily exported, the only previous year that shows a surplus of exports over imports is 1901. So large a per-centage of the trade of Hangchow passes through Native channels that it is impossible to draw any inference from the values of ordinary Imports and Exports as to the balance of trade of the port; but as it is unlikely that much Treasure is shipped by junk, the movement of Treasure is probably a better indication than the trade values. The reports concerning the Tea season bear out this supposition, and so does the fact that bank balances at the end of the year were reported to be about half a million taels lower than usual. Included in the exports were *Hk. Tls.* 117,070 worth of Copper Cents, minted here and shipped to Shanghai. At first these shipments were all intended for Ningpo, to supply the deficiency of cash there. Subsequently, the temptation to secure large and quick profits by shipping these coins to Shanghai, where the demand is strong and whither the exportation is prohibited to private persons, became too strong for the officials, and large shipments destined for the Shanghai market began in consequence.

9°. OPIUM.—The importation of Foreign Opium again surpassed all previous records. 2,487 piculs were imported, as against 2,227 piculs in 1903, which figure was already 270 piculs higher than the previous best. Neither would it seem that this increase is due to successful competition with Ningpo in intermediate markets, since the importation of Foreign Opium at Ningpo has also been advancing during the last two years. The cause is probably, as already remarked in the Report for 1903, the abounding prosperity of the district, where good harvests allow an extra outlay for the drug. Although the Duty on all the Opium imported was paid in Kashing, the greater part of it was subsequently sent to Hangchow and the surrounding country for consumption.

10°. MISCELLANEOUS.—At Kashing a new stone jetty has been built, to replace the old pontoon, and the new Customs compound has been surrounded by a wall 2,100 feet in length. Between the old and the new Customs property, leading as far as the Catholic Mission, a paved road 12 feet wide has been laid, and is of great general convenience.—The Tung Yi Kung Cotton Mill at Hangchow continued to work night and day throughout the year. The output was 2,880,000 lb. of yarn, or 7,200 bales, which were sold at an average price of *Tls.* 78. In the early part of the year the price of cotton was high; but owing to the new crop being an abundant one and the prevailing tightness of money during the latter half of the year, prices were reduced. The average price of cotton during the year—about *Tls.* 19.50—was higher than usual, and this, added to the obstruction of trade caused by the war in the North, rendered business difficult, excepting in the autumn, when demand was lively. During the summer some cotton ginning plant was attached to the mill, and work started in the autumn.—The Mint continued to work with good results throughout the year. From 700,000 to 800,000 1-cent pieces were turned out a day; the coining of the 2-cent pieces, which had been begun, was again stopped early in the year. The Mint issued the coins to the public at 90 cents for the dollar, thus allowing good profits to the exchange shops, which made the market rate to vary between 82 and 88 pieces.

P. VON TANNER,

*Commissioner of Customs.*

HANGCHOW, 16th February 1905.



# HANGCHOW TRADE RETURNS, FOR THE YEAR 1904.

## A.—GENERAL TABLES.

### TABLE No. I.—SHIPPING.

Number of Vessels Entered and Cleared under each Flag, for the Year ended  
31st December 1904.

a.—*Under General Regulations.*

FLAG.	ENTERED INWARDS.								
	SHANGHAI.			SOOCHOW.			TOTAL.		
	Steam- launches.	Passenger Boats.	Trading Junks.	Steam- launches.	Passenger Boats.	Trading Junks.	Steam- launches.	Passenger Boats.	Trading Junks.
Danish.....	1	5	...	...	...	...	1	5	...
Dutch.....	11	30	11	...	...	...	11	30	11
Japanese.....	224	435	361	351	694	...	575	1,129	361
Chinese.....	972	2,709	5,035	398	939	2	1,370	3,648	5,037
<b>Total Entered.....</b>	<b>1,208</b>	<b>3,179</b>	<b>5,407</b>	<b>749</b>	<b>1,633</b>	<b>2</b>	<b>1,957</b>	<b>4,812</b>	<b>5,409</b>
	CLEARED OUTWARDS.								
Danish.....	1	2	...	...	...	...	1	2	...
Dutch.....	10	30	20	1	1	...	11	31	20
Japanese.....	221	512	360	354	716	16	575	1,228	376
Chinese.....	969	2,810	5,124	399	843	1	1,368	3,653	5,125
<b>Total Cleared.....</b>	<b>1,201</b>	<b>3,354</b>	<b>5,504</b>	<b>754</b>	<b>1,560</b>	<b>17</b>	<b>1,955</b>	<b>4,914</b>	<b>5,521</b>
<b>TOTAL ENTERED AND CLEARED</b>	<b>2,409</b>	<b>6,533</b>	<b>10,911</b>	<b>1,503</b>	<b>3,193</b>	<b>19</b>	<b>3,912</b>	<b>9,726</b>	<b>10,930</b>

b.—*Under Inland Steam Navigation Rules.*

FLAG.	ENTERED INWARDS.			CLEARED OUTWARDS.			TOTAL ENTERED AND CLEARED.		
	Steam- launches.	Passenger Boats.	Trading Junks.	Steam- launches.	Passenger Boats.	Trading Junks.	Steam- launches.	Passenger Boats.	Trading Junks.
British.....	11	11	...	10	5	...	21	16	...
American.....	1	1	...	1	1	...	2	2	...
Russian.....	1	...	...	1	...	...	2	...	...
Chinese.....	223	583	...	223	537	...	446	1,120	...
<b>TOTAL.....</b>	<b>236</b>	<b>595</b>	<b>...</b>	<b>235</b>	<b>543</b>	<b>...</b>	<b>471</b>	<b>1,138</b>	<b>...</b>

TABLE No. II.—GROSS AND NET VALUES OF THE TRADE OF HANGCHOW,  
1902 TO 1904.

	1902.		1903.		1904.	
	NET VALUES.	GROSS VALUES.	NET VALUES.	GROSS VALUES.	NET VALUES.	GROSS VALUES.
<b>FOREIGN GOODS.</b>	<i>Hk. Ta</i>	<i>Hk. Ta</i>	<i>Hk. Ta</i>	<i>Hk. Ta</i>	<i>Hk. Ta</i>	<i>Hk. Ta</i>
Imported from Foreign Countries and Hongkong.....	...		...		...	
Imported from Chinese Ports.....	3,669,297		4,354,082		5,154,187	
<b>Total Foreign Imports.....</b>		<b>3,669,297</b>		<b>4,354,082</b>		<b>5,154,187</b>
Re-exported to Foreign Countries and Hongkong...	...		...		...	
Re-exported to Chinese Ports (chiefly to Shanghai)	8,911		9,914		9,964	
<b>Total Foreign Re-exports.....</b>	<b>8,911</b>		<b>9,914</b>		<b>9,964</b>	
<b>Net Total Foreign Imports.....</b>	<b>3,660,386</b>		<b>4,344,168</b>		<b>5,144,223</b>	
<b>NATIVE PRODUCE.</b>						
Imported (chiefly from Shanghai).....		3,530,280		3,064,653		3,448,062
Re-exported to Foreign Countries.....	...		...		...	
Re-exported to Chinese Ports.....	6,628		4,714		3,142	
<b>Total Native Re-exports.....</b>	<b>6,628</b>		<b>4,714</b>		<b>3,142</b>	
<b>Net Total Native Imports.....</b>	<b>3,523,652</b>		<b>3,059,939</b>		<b>3,444,920</b>	
Native Produce of local origin Exported to Foreign Countries.....	...		...		...	
Native Produce of local origin Exported to Chinese Ports.....	7,125,445		8,203,026		9,158,519	
<b>Total Exports of local origin....</b>		<b>7,125,445</b>		<b>8,203,026</b>		<b>9,158,519</b>
<b>Gross Value of the Trade of the Port.....</b>		<b>14,325,022</b>		<b>15,621,761</b>		<b>17,760,768</b>
<b>Net Value of the Trade of the Port, i.e., Foreign and Native Imports less Re-exports, and Native Exports of local origin.....</b>	<b>14,309,483</b>		<b>15,607,133</b>		<b>17,747,662</b>	

TABLE No. III.—TRADE IN FOREIGN GOODS.—Imports and Re-exports.

DESCRIPTION OF GOODS.	Classifier of Quantity.	IMPORTS FROM FOREIGN COUNTRIES AND HONGKONG.		IMPORTS FROM CHINESE PORTS.		RE-EXPORTS TO FOREIGN COUNTRIES AND HONGKONG.		RE-EXPORTS TO CHINESE PORTS.		NET TOTAL IMPORTS.	
		Quantity	Value.	Quantity.	Value.	Quantity.	Value.	Quantity.	Value.	Quantity.	Value.
<b>OPICUM.</b>											
Benares.....	Piculs	...	...	22.80	14,615	...	...	...	...	22.80	14,615
Malwa.....	"	...	...	2,442.50	1,783,025	...	...	12.00	8,760	2,430.50	1,774,265
Patna.....	"	...	...	26.40	17,292	...	...	...	...	26.40	17,292
Persian.....	"	...	...	7.00	3,766	...	...	...	...	7.00	3,766
<b>COTTON GOODS.</b>											
Shirtings, Grey, Plain, English.....	Pieces	...	...	80	136	...	...	...	...	80	136
Sheetings, Grey, Plain, American.....	"	...	...	1	3	...	...	...	...	1	3
"    "    "    English.....	"	...	...	10	33	...	...	...	...	10	33
T-Cloths, 36 inches, English.....	"	...	...	936	2,246	...	...	...	...	936	2,246
Printed Cottons:—											
Printed Chintzes.....	Pieces	...	...	156	343	...	...	...	...	156	343
"    Crape, Japanese.....	"	...	...	3	11	...	...	...	...	3	11
"    Sateens.....	"	...	...	209	1,955	...	...	...	...	209	1,955
"    Sheetings.....	"	...	...	60	276	...	...	...	...	60	276
"    T-Cloths.....	"	...	...	120	228	...	...	...	...	120	228
Dyed Cottons:—											
Cotton Italians, Plain, Fast Black.....	Pieces	...	...	589	3,215	...	...	...	...	589	3,215
"    Lastings, Figured.....	"	...	...	40	132	...	...	...	...	40	132
"    Reps and Ribs.....	"	...	...	60	339	...	...	...	...	60	339
"    Shirtings, Figured, Brocaded, and Spotted.....	"	...	...	159	636	...	...	...	...	159	636
Dyed Shirtings, Hongkong.....	"	...	...	40	120	...	...	...	...	40	120
Cotton Flannel, Plain, Dyed, and Printed.....	"	...	...	263	828	...	...	...	...	263	828
"    Striped, Japanese.....	"	...	...	503	2,024	...	...	...	...	503	2,024
Japanese Cotton Crape.....	Yards	...	...	75	11	...	...	...	...	75	11
Handkerchiefs, Plain, Dyed, and Printed.....	Dozens	...	...	1,435	574	...	...	...	...	1,435	574
Towels, Honeycomb and Huckaback, Japanese.....	"	...	...	10,922	5,919	...	...	...	...	10,922	5,919
Cotton Goods, Unclassed.....	Pieces	...	...	264	286	...	...	...	...	264	286
"    Yarn, English.....	Piculs	...	...	111	4,274	...	...	...	...	111	4,274
"    "    Indian.....	"	...	...	240	6,096	...	...	...	...	240	6,096
"    "    Japanese.....	"	...	...	217	5,343	...	...	...	...	217	5,343
"    "    Dyed and Gassed.....	"	...	...	3	360	...	...	...	...	3	360
"    Thread, in Balls.....	"	...	...	1	120	...	...	...	...	1	120
<b>WOOLLEN AND COTTON MIXTURES.</b>											
Lustres, Plain and Figured.....	Yards	...	...	598	142	...	...	...	...	598	142
Woollen and Cotton Mixtures, Unclassed.....	"	...	...	239	92	...	...	...	...	239	92
<b>WOOLLEN GOODS.</b>											
Blankets and Rags.....	Pieces	...	...	305	285	...	...	...	...	305	285
Woollen and Worsted Yarn and Cord.....	Piculs	...	...	1	74	...	...	...	...	1	74
Berlin Wool.....	"	...	...	61	6,294	...	...	...	...	61	6,294
<b>MISCELLANEOUS PIECE GOODS.</b>											
Canvas.....	Yards	...	...	2,672	637	...	...	...	...	2,672	637
Gunny Cloth.....	"	...	...	3,000	180	...	...	...	...	3,000	180
Plushes and Velvets:—											
Silk Seal (with Cotton back).....	Catties	...	...	59	132	...	...	...	...	59	132
Silk Piece Goods, Brocaded.....	"	...	...	87	687	...	...	...	...	87	687
"    "    Mixtures, Brocaded.....	"	...	...	366	1,918	...	...	...	...	366	1,918
Silk-stripe Cotton Cloth, Japanese.....	"	...	...	140	120	...	...	...	...	140	120
<b>METALS.</b>											
Brass and Yellow Metal:—											
Wire.....	Piculs	...	...	1	36	...	...	...	...	1	36

TABLE No. III.—TRADE IN FOREIGN GOODS.—Imports and Re-exports—Continued.

DESCRIPTION OF GOODS.	Classifier of Quantity.	IMPORTS FROM FOREIGN COUNTRIES AND HONGKONG.		IMPORTS FROM CHINESE PORTS.		RE-EXPORTS TO FOREIGN COUNTRIES AND HONGKONG.		RE-EXPORTS TO CHINESE PORTS.		NET TOTAL IMPORTS.	
		Quantity.	Value.	Quantity.	Value.	Quantity.	Value.	Quantity.	Value.	Quantity.	Value.
Copper :—			<i>Hk. Ts</i>		<i>Hk. Ts</i>		<i>Hk. Ts</i>		<i>Hk. Ts</i>		<i>Hk. Ts</i>
Ingots.....	<i>Piculs</i>	...	...	10,367	311,562	...	...	...	...	10,367	311,562
Sheets and Plates.....	"	...	...	6	185	...	...	...	...	6	185
Iron and Mild Steel, New :—											
Bars.....	<i>Piculs</i>	...	...	1,532	4,446	...	...	...	...	1,532	4,446
Cobbles and Wire Shorts.....	"	...	...	1,863	4,472	...	...	...	...	1,863	4,472
Dross.....	"	...	...	263	769	...	...	...	...	263	769
Hoops.....	"	...	...	37	151	...	...	...	...	37	151
Nail-rod.....	"	...	...	7,631	22,404	...	...	...	...	7,631	22,404
Nails, Wire.....	"	...	...	1,849	7,436	...	...	...	...	1,849	7,436
Pig.....	"	...	...	1,042	1,557	...	...	...	...	1,042	1,557
Plate Cuttings.....	"	...	...	6,707	14,818	...	...	...	...	6,707	14,818
Sheets and Plates.....	"	...	...	74	800	...	...	...	...	74	800
Wire.....	"	...	...	1,213	6,042	...	...	...	...	1,213	6,042
Iron and Mild Steel, Old.....	"	...	...	4,826	9,289	...	...	...	...	4,826	9,289
Galvanized : Sheets.....	"	...	...	480	2,706	...	...	...	...	480	2,706
Lead, in Pigs and Bars.....	"	...	...	121	691	...	...	...	...	121	691
Sheets.....	"	...	...	2	12	...	...	...	...	2	12
Quicksilver.....	"	...	...	5	493	...	...	...	...	5	493
Steel, Bamboo, and Bars.....	"	...	...	669	4,630	...	...	...	...	669	4,630
Tin, Slabs.....	"	...	...	4,536	196,617	...	...	...	...	4,536	196,617
Tinned Plates, Plain.....	"	...	...	112	672	...	...	...	...	112	672
Zinc, Sheets.....	"	...	...	55	658	...	...	...	...	55	658
SUNDRIES.											
Aniseed, Star.....	<i>Piculs</i>	...	...	94	1,128	...	...	...	...	94	1,128
Articles de Ménage.....	<i>Value</i>	...	...	...	4,785	...	...	...	...	...	4,785
Bags, Gunny.....	<i>Pieces</i>	...	...	4,088	291	...	...	...	...	4,088	291
Basins and Boxes, Tin.....	<i>Dozens</i>	...	...	4,911	1,226	...	...	...	...	4,911	1,226
Bicho de Mar, Black.....	<i>Piculs</i>	...	...	431	19,359	...	...	1	45	430	19,314
White.....	"	...	...	795	15,821	...	...	...	...	795	15,821
Braid, Llana.....	<i>Boxes</i>	...	...	2,113	2,779	...	...	...	...	2,113	2,779
Buttons, Brass, Fancy.....	<i>Gross</i>	...	...	1,808	603	...	...	...	...	1,808	603
Candles.....	<i>Piculs</i>	...	...	1,584	26,480	...	...	...	...	1,584	26,480
Canes, Bamboo.....	<i>Pieces</i>	...	...	158,900	1,589	...	...	...	...	158,900	1,589
Tsung-chu.....	<i>Piculs</i>	...	...	1,037	4,150	...	...	5	20	1,232	4,130
	<i>Pieces</i>	...	...	2,200	22	...	...	...	...	2,200	22
Cigarettes.....	<i>Value</i>	...	...	...	30,504	...	...	...	...	...	30,504
Clocks.....	<i>Pieces</i>	...	...	1,392	2,735	...	...	...	...	1,392	2,735
Coal.....	<i>Tons</i>	...	...	13,814	74,055	...	...	...	...	13,814	74,055
Cockles, Dried and Fresh.....	<i>Piculs</i>	...	...	72	613	...	...	...	...	72	613
Coir Soles.....	"	...	...	271	1,371	...	...	...	...	271	1,371
Coke.....	<i>Tons</i>	...	...	117	1,602	...	...	...	...	117	1,602
Compo.....	<i>Piculs</i>	...	...	192	8,859	...	...	...	...	192	8,859
Dyes, Colours, and Paints, Unclassed.....	<i>Value</i>	...	...	...	60,658	...	...	...	...	...	60,658
Fans, Palm-leaf, Coarse.....	<i>Pieces</i>	...	...	2,050,200	12,301	...	...	...	...	2,050,200	12,301
Fancy.....	"	...	...	4,800	307	...	...	...	...	4,800	307
Fine.....	"	...	...	61,500	536	...	...	...	...	61,500	536
Fish and Fishery Products.....	<i>Piculs</i>	...	...	1,160	10,300	...	...	...	...	1,160	10,300
Flint.....	"	...	...	521	365	...	...	...	...	521	365
Flour, American.....	"	...	...	388	1,557	...	...	15	60	373	1,497
Tapioca.....	"	...	...	535	2,129	...	...	...	...	535	2,129
Glass, Window.....	<i>Boxes</i>	...	...	2,246	9,042	...	...	...	...	2,246	9,042
Glassware.....	<i>Value</i>	...	...	...	6,788	...	...	...	...	...	6,788
Glue, Cow.....	<i>Piculs</i>	...	...	262	5,239	...	...	...	...	262	5,239
Indigo, Dried.....	"	...	...	64	1,469	...	...	...	...	64	1,469
Liquid, Artificial.....	"	...	...	412	18,433	...	...	6	270	406	18,163
Natural.....	"	...	...	2,459	16,801	...	...	...	...	2,459	16,801
Isinglass.....	"	...	...	150	8,266	...	...	...	...	150	8,266

TABLE No. III.—TRADE IN FOREIGN GOODS.—Imports and Re-exports—Continued.

DESCRIPTION OF GOODS.	Classifier of Quantity.	IMPORTS FROM FOREIGN COUNTRIES AND HONGKONG.		IMPORTS FROM CHINESE PORTS.		RE-EXPORTS TO FOREIGN COUNTRIES AND HONGKONG.		RE-EXPORTS TO CHINESE PORTS.		NET TOTAL IMPORTS.	
		Quantity.	Value.	Quantity.	Value.	Quantity.	Value.	Quantity.	Value.	Quantity.	Value.
Lamps.....	Pieces	...	Hk. Tls	86,544	5,489	...	Hk. Tls	...	Hk. Tls	86,544	5,489
Lead, Red and Yellow.....	Piculs	...	Hk. Tls	75	677	...	Hk. Tls	...	Hk. Tls	75	677
"    White.....	"	...	Hk. Tls	961	9,565	...	Hk. Tls	...	Hk. Tls	961	9,565
Leather, Cow.....	"	...	Hk. Tls	425	10,633	...	Hk. Tls	...	Hk. Tls	425	10,633
Lichees, Dried.....	"	...	Hk. Tls	508	4,721	...	Hk. Tls	...	Hk. Tls	508	4,721
Lung-ngan Pulp.....	"	...	Hk. Tls	710	7,873	...	Hk. Tls	...	Hk. Tls	710	7,873
Machinery and Machines.....	Value	...	Hk. Tls	...	8,493	...	Hk. Tls	...	Hk. Tls	...	8,493
Mangrove Bark.....	Piculs	...	Hk. Tls	632	949	...	Hk. Tls	...	Hk. Tls	632	949
Matches, Japan.....	Gross	...	Hk. Tls	413,960	97,387	...	Hk. Tls	...	Hk. Tls	413,960	97,387
Mats of all kinds.....	Pieces	...	Hk. Tls	14,245	10,599	...	Hk. Tls	...	Hk. Tls	14,245	10,599
Medical Appliances.....	Value	...	Hk. Tls	...	251	...	Hk. Tls	...	Hk. Tls	...	251
Medicines.....	"	...	Hk. Tls	...	8,720	...	Hk. Tls	...	Hk. Tls	...	8,720
Milk, Condensed, in Tins.....	Dozens	...	Hk. Tls	617	894	...	Hk. Tls	...	Hk. Tls	617	894
Mill Supplies.....	Value	...	Hk. Tls	...	9,825	...	Hk. Tls	...	Hk. Tls	...	9,825
Mushrooms.....	Piculs	...	Hk. Tls	569	28,437	...	Hk. Tls	2	122	567	28,315
Mussels, Dried.....	"	...	Hk. Tls	311	4,659	...	Hk. Tls	...	Hk. Tls	311	4,659
Needles.....	Mille	...	Hk. Tls	7,250	1,500	...	Hk. Tls	...	Hk. Tls	7,250	1,500
Oil, Castor, Lubricating.....	Galls.	...	Hk. Tls	2,738	629	...	Hk. Tls	...	Hk. Tls	2,738	629
"    Cocoa-nut.....	Piculs	...	Hk. Tls	164	2,076	...	Hk. Tls	...	Hk. Tls	164	2,076
"    Engine.....	Galls.	...	Hk. Tls	205	116	...	Hk. Tls	...	Hk. Tls	205	116
"    Kerosene, American.....	"	...	Hk. Tls	2,645,320	484,449	...	Hk. Tls	...	Hk. Tls	2,645,320	484,449
"    "    "    in bulk.....	"	...	Hk. Tls	55,600	10,975	...	Hk. Tls	...	Hk. Tls	55,600	10,975
"    "    Russian.....	"	...	Hk. Tls	224,100	37,283	...	Hk. Tls	...	Hk. Tls	224,100	37,283
"    "    "    in bulk.....	"	...	Hk. Tls	68,000	8,214	...	Hk. Tls	...	Hk. Tls	68,000	8,214
"    "    Sumatra.....	"	...	Hk. Tls	525,350	84,419	...	Hk. Tls	...	Hk. Tls	525,350	84,419
"    "    "    in bulk.....	"	...	Hk. Tls	449,700	73,880	...	Hk. Tls	...	Hk. Tls	449,700	73,880
Paper, 1st and 2nd Quality.....	Piculs	...	Hk. Tls	732	13,956	...	Hk. Tls	...	Hk. Tls	732	13,956
Peel, Orange.....	"	...	Hk. Tls	137	2,191	...	Hk. Tls	...	Hk. Tls	137	2,191
Pepper, Black and White.....	"	...	Hk. Tls	262	5,431	...	Hk. Tls	...	Hk. Tls	262	5,431
Prawns and Shrimps, Dried.....	"	...	Hk. Tls	3,074	61,417	...	Hk. Tls	...	Hk. Tls	3,074	61,417
Provisions.....	Value	...	Hk. Tls	...	2,639	...	Hk. Tls	...	Hk. Tls	...	2,639
Rattans, Split and Whole.....	Piculs	...	Hk. Tls	6,396	38,410	...	Hk. Tls	...	Hk. Tls	6,396	38,410
Sandalwood.....	"	...	Hk. Tls	2,669	22,553	...	Hk. Tls	...	Hk. Tls	2,669	22,553
Sapanwood.....	"	...	Hk. Tls	1,034	2,783	...	Hk. Tls	...	Hk. Tls	1,034	2,783
Seaweed, Cut and Long.....	"	...	Hk. Tls	7,211	22,638	...	Hk. Tls	...	Hk. Tls	7,211	22,638
Sharks Fins, Black.....	"	...	Hk. Tls	27	1,074	...	Hk. Tls	...	Hk. Tls	27	1,074
"    "    Clarified.....	"	...	Hk. Tls	18	2,552	...	Hk. Tls	...	Hk. Tls	18	2,552
"    "    White.....	"	...	Hk. Tls	65	5,939	...	Hk. Tls	...	Hk. Tls	65	5,939
Soap, Bar.....	"	...	Hk. Tls	6,546	35,715	...	Hk. Tls	...	Hk. Tls	6,546	35,715
"    Toilet.....	Dozens	...	Hk. Tls	2,798	1,219	...	Hk. Tls	...	Hk. Tls	2,798	1,219
Soda Ash.....	Piculs	...	Hk. Tls	5,683	16,969	...	Hk. Tls	...	Hk. Tls	5,683	16,969
Stationery.....	Value	...	Hk. Tls	...	4,434	...	Hk. Tls	...	Hk. Tls	...	4,434
Sticklac.....	Piculs	...	Hk. Tls	142	995	...	Hk. Tls	...	Hk. Tls	142	995
Stores.....	Value	...	Hk. Tls	...	3,133	...	Hk. Tls	62	Hk. Tls	...	3,071
Sugar, Brown.....	Piculs	...	Hk. Tls	45,787	182,899	...	Hk. Tls	...	Hk. Tls	45,787	182,899
"    Candy.....	"	...	Hk. Tls	2,586	18,424	...	Hk. Tls	2	14	2,584	18,410
"    White and Refined.....	"	...	Hk. Tls	179,798	938,691	...	Hk. Tls	...	Hk. Tls	179,798	938,691
Tinder.....	"	...	Hk. Tls	211	1,748	...	Hk. Tls	...	Hk. Tls	211	1,748
Turmeric.....	"	...	Hk. Tls	1,789	7,295	...	Hk. Tls	...	Hk. Tls	1,789	7,295
Umbrellas, Cotton.....	Dozens	...	Hk. Tls	3,830	4,484	...	Hk. Tls	...	Hk. Tls	3,830	4,484
Vermillion.....	Piculs	...	Hk. Tls	198	14,816	...	Hk. Tls	...	Hk. Tls	198	14,816
Wood of all kinds.....	"	...	Hk. Tls	672	3,894	...	Hk. Tls	...	Hk. Tls	672	3,894
Worm Tablets, in Bottles.....	Dozens	...	Hk. Tls	1,302	966	...	Hk. Tls	...	Hk. Tls	1,302	966
Sundries, Unenumerated.....	Value	...	Hk. Tls	...	16,833	...	Hk. Tls	611	Hk. Tls	...	16,222
<b>TOTAL.....</b>	<b>Hk. Tls</b>	...	Hk. Tls	...	5,154,187	...	Hk. Tls	9,964	Hk. Tls	...	5,144,223

## SUMMARY.

IMPORTS from Foreign Countries.....	<i>Hk. Ta</i>	<i>Nil.</i>
Imports from Chinese Ports.....	„	5,154,187
TOTAL FOREIGN IMPORTS .....	<i>Hk. Ta</i>	5,154,187
RE-EXPORTS to Shanghai.....	<i>Hk. Ta</i>	9,964
Total to Chinese Ports .....	<i>Hk. Ta</i>	9,964
TOTAL FOREIGN RE-EXPORTS .....	<i>Hk. Ta</i>	9,964
NET TOTAL FOREIGN IMPORTS .....	<i>Hk. Ta</i>	5,144,223

TABLE No. IV.—TRADE IN NATIVE PRODUCE.—Imports and Re-exports.

DESCRIPTION OF GOODS.	Classifier of Quantity.	IMPORTS FROM CHINESE PORTS.		RE-EXPORTS TO CHINESE PORTS.		RE-EXPORTS TO FOREIGN COUNTRIES AND HONGKONG.		NET TOTAL IMPORTS.	
		Quantity.	Value.	Quantity.	Value.	Quantity.	Value.	Quantity.	Value.
<b>COTTON GOODS.*</b>									
Cotton Yarn, Shanghai .....	Piculs	234	5,387	...	...	...	...	234	5,387
<b>SUNDRIES.</b>									
Almonds, Sweet .....	Piculs	89	2,039	...	...	...	...	89	2,039
Alum, Green .....	"	4,599	6,439	...	...	...	...	4,599	6,439
Bamboo Shoots, Dried .....	"	3,714	23,615	...	...	...	...	3,714	23,615
Beancake .....	"	196,510	275,114	...	...	...	...	196,510	275,114
Beans .....	"	441,396	794,512	...	...	...	...	441,396	794,512
Books, Printed .....	"	251	14,512	...	...	...	...	251	14,512
Bow Strings .....	"	56	4,533	...	...	...	...	56	4,533
Brass-foil .....	"	31	1,129	...	...	...	...	31	1,129
Buttons, Brass .....	"	12	773	...	...	...	...	12	773
Cake-stuff .....	"	212	3,289	...	...	...	...	212	3,289
Canes, Bamboo .....	Pieces	204,132	1,837	...	...	...	...	204,132	1,837
China-root .....	Piculs	80	738	...	...	...	...	80	738
Chowchow .....	"	443	2,221	...	...	...	...	443	2,221
Coal .....	Tons	4,070	26,455	...	...	...	...	4,070	26,455
Cockles, Fresh .....	Piculs	2,417	3,721	...	...	...	...	2,417	3,721
Coir .....	"	1,864	7,715	...	...	...	...	1,864	7,715
Crabs, Salted .....	"	2,367	2,703	...	...	...	...	2,367	2,703
Dates, Black .....	"	15,244	97,559	...	...	...	...	15,244	97,559
" Red .....	"	9,560	43,977	...	...	...	...	9,560	43,977
Dye-stuff .....	"	1,192	1,253	...	...	...	...	1,192	1,253
Earth, Red .....	"	901	822	...	...	...	...	901	822
Fans, Paper .....	Pieces	2,930	216	...	...	...	...	2,930	216
Fire-crackers and Fireworks .....	Piculs	1,080	9,718	...	...	...	...	1,080	9,718
Fish, Dried .....	"	362	4,966	...	...	...	...	362	4,966
" Salt .....	"	1,870	7,482	...	...	...	...	1,870	7,482
Flour, Potato .....	"	3,507	8,476	...	...	...	...	3,507	8,476
" Shanghai Mill .....	"	4,983	15,851	...	...	...	...	4,983	15,851
Fruits, Fresh .....	"	25,087	33,778	...	...	...	...	25,087	33,778
Fungus .....	"	1,474	32,543	...	...	...	...	1,474	32,543
Glassware .....	"	32	592	...	...	...	...	32	592
Glue, Cow .....	"	475	6,655	...	...	...	...	475	6,655
Gypsum .....	"	36,048	33,164	...	...	...	...	36,048	33,164
Hair, Pig .....	"	78	233	...	...	...	...	78	233
Hemp .....	"	4,352	39,170	...	...	...	...	4,352	39,170
Indigo, Dried .....	"	15	262	...	...	...	...	15	262
" Liquid .....	"	1,534	11,349	...	...	...	...	1,534	11,349
Ivoryware .....	"	15	8,305	...	...	...	...	15	8,305
Jadestone .....	"	11	1,420	...	...	...	...	11	1,420
Lead, White .....	"	47	474	...	...	...	...	47	474
" Yellow .....	"	451	4,508	...	...	...	...	451	4,508
Leather, Cow .....	"	1,006	23,142	...	...	...	...	1,006	23,142
" Green .....	"	2	127	...	...	...	...	2	127
" White .....	"	182	5,710	...	...	...	...	182	5,710
Lichees, Dried .....	"	792	6,573	...	...	...	...	792	6,573
Lily Flowers, Dried .....	"	402	2,211	...	...	...	...	402	2,211
Lung-ngan Pulp .....	"	37	439	...	...	...	...	37	439
Lung-ngans, Dried .....	"	1,352	18,921	...	...	...	...	1,352	18,921
Mats, Bamboo and Rattan .....	Pieces	13,444	12,503	...	...	...	...	13,444	12,503
" Straw and Rush .....	"	40,415	2,951	...	...	...	...	40,415	2,951
Medicines .....	Piculs	1,772	20,309	...	204 †	...	...	1,772	20,105
Mirrors .....	Pieces	11,075	1,174	...	...	...	...	11,075	1,174
Mushrooms .....	Piculs	19	1,301	...	...	...	...	19	1,301
Nutgalls .....	"	141	2,597	...	...	...	...	141	2,597
Oil, Bean .....	"	18,336	133,853	...	...	...	...	18,336	133,853

\* Steam Factory products.

† 1 catty of Musk.

TABLE No. IV.—TRADE IN NATIVE PRODUCE.—Imports and Re-exports—Continued.

DESCRIPTION OF GOODS.	Classifier of Quantity.	IMPORTS FROM CHINESE PORTS.		RE-EXPORTS TO CHINESE PORTS.		RE-EXPORTS TO FOREIGN COUNTRIES AND HONGKONG.		NET TOTAL IMPORTS.	
		Quantity.	Value.	Quantity.	Value.	Quantity.	Value.	Quantity.	Value.
Oil, Castor .....	<i>Piculs</i>	110	<i>Hk. Tls</i> 859	...	...	...	...	110	859
" Wood .....	"	16,427	134,704	...	...	...	...	16,427	134,704
Olives, Fresh and Salted .....	"	1,646	9,057	...	...	...	...	1,646	9,057
Opium, Kiangsu .....	"	2	657	...	...	...	...	2	657
" Szechwan .....	"	16	5,648	...	...	...	...	16	5,648
" Yunnan .....	"	1	594	...	...	...	...	1	594
Paper, 1st Quality .....	"	1,035	23,813	...	...	...	...	1,035	23,813
" 2nd .....	"	137	865	3	18	...	...	134	847
Parchment .....	<i>Pieces</i>	2,760	582	...	...	...	...	2,760	582
Peel, Orange .....	<i>Piculs</i>	94	1,755	...	...	...	...	94	1,755
Preserves .....	"	133	1,194	...	...	...	...	133	1,194
Provisions .....	<i>Value</i>	...	5,680	...	99	...	...	...	5,581
Rice, Red .....	<i>Piculs</i>	55	642	...	...	...	...	55	642
Safflower .....	"	7	361	...	...	...	...	7	361
Seed, Flower .....	"	210	1,927	...	...	...	...	210	1,927
" Lily Flower, or Lotus-nuts .....	"	2,050	18,451	4	33	...	...	2,046	18,418
" Melon .....	"	14,398	59,607	...	...	...	...	14,398	59,607
" Rape .....	"	54,727	111,284	...	...	...	...	54,727	111,284
" Sesamum .....	"	13,289	42,526	...	...	...	...	13,289	42,526
Sharks Fins, White .....	"	51	3,817	...	...	...	...	51	3,817
Shrimp Skins .....	"	815	3,071	...	...	...	...	815	3,071
Shrimps, Dried .....	"	151	2,199	...	...	...	...	151	2,199
Silk, Refuse .....	"	3	126	1	44	...	...	2	82
" Piece Goods .....	"	17	11,271	...	...	...	...	17	11,271
" and Cotton Mixtures .....	"	1	69	...	...	...	...	1	69
Skins, Ass, Prepared .....	"	373	30,929	...	...	...	...	373	30,929
" (Furs), Various .....	<i>Pieces</i>	5,648	7,057	...	...	...	...	5,648	7,057
Snuff .....	<i>Piculs</i>	7	209	...	...	...	...	7	209
Soda .....	"	344	749	...	...	...	...	344	749
Sugar, Brown .....	"	121,244	448,603	...	...	...	...	121,244	448,603
" Candy .....	"	4,200	30,657	...	...	...	...	4,200	30,657
" White .....	"	19,678	90,521	...	...	...	...	19,678	90,521
Tallow, Animal .....	"	26	168	...	...	...	...	26	168
" Vegetable .....	"	5,709	44,534	...	...	...	...	5,709	44,534
Tobacco, Leaf .....	"	4,418	40,644	...	...	...	...	4,418	40,644
" Prepared .....	"	15,981	367,564	...	...	...	...	15,981	367,564
" Stalk .....	"	4,901	10,139	...	...	...	...	4,901	10,139
Turmeric .....	"	1,431	5,294	...	...	...	...	1,431	5,294
Turnips, Salted .....	"	300	1,923	...	...	...	...	300	1,923
Varnish .....	"	1,732	23,733	...	...	...	...	1,732	23,733
Vermicelli .....	"	512	3,275	...	...	...	...	512	3,275
Walnuts .....	"	3,263	13,937	...	...	...	...	3,263	13,937
" Shelled, or Walnut Pulp .....	"	5,690	43,229	...	...	...	...	5,690	43,229
Wax, White .....	"	730	54,056	...	...	...	...	730	54,056
Woodware .....	"	13	189	...	...	...	...	13	189
Sundries, Unenumerated .....	<i>Value</i>	...	18,577	...	2,744	...	...	...	15,833
<b>TOTAL .....</b>	<i>Hk. Tls</i>	...	3,448,062	...	3,142	...	...	...	3,444,920



SUMMARY.

IMPORTS from Shanghai ..... *Hk. Ts* 3,337,467

„ „ Canton ..... „ 110,595

Total from Chinese Ports ..... *Hk. Ts* 3,448,062

TOTAL NATIVE IMPORTS ..... *Hk. Ts* 3,448,062

RE-EXPORTS to Shanghai ..... *Hk. Ts* 3,142

Total to Chinese Ports ..... *Hk. Ts* 3,142

TOTAL NATIVE RE-EXPORTS ..... *Hk. Ts* 3,142

NET TOTAL NATIVE IMPORTS ..... *Hk. Ts* 3,444,920

TABLE No. V.—TRADE IN NATIVE PRODUCE.—Exports and Re-exports.

DESCRIPTION OF GOODS.	Classifier of Quantity.	EXPORTS TO FOREIGN COUNTRIES.		EXPORTS TO HONGKONG.		EXPORTS TO CHINESE PORTS.		TOTAL RE-EXPORTS TO FOREIGN COUNTRIES, HONGKONG, AND CHINESE PORTS.		TOTAL EXPORTS (including Re-exports).	
		Quantity.	Value.	Quantity.	Value.	Quantity.	Value.	Quantity.	Value.	Quantity.	Value.
COTTON GOODS.*			<i>Hk. Ts</i>		<i>Hk. Ts</i>		<i>Hk. Ts</i>		<i>Hk. Ts</i>		<i>Hk. Ts</i>
Cotton Yarn, Hangchow.....	<i>Piculs</i>	...	...	...	...	60	1,560	...	...	60	1,560
" " Waste.....	"	...	...	...	...	452	3,759	...	...	452	3,759
SUNDRIES.											
Bamboo Husk and Leaf.....	<i>Piculs</i>	...	...	...	...	4,436	8,187	...	...	4,436	8,187
" Shoots.....	"	...	...	...	...	5,009	13,332	...	...	5,009	13,332
Bambooware.....	"	...	...	...	...	288	7,693	...	...	288	7,693
Beans.....	"	...	...	...	...	5,195	11,429	...	...	5,195	11,429
Books, Printed.....	"	...	...	...	...	33	814	...	...	33	814
Brassware.....	"	...	...	...	...	11	408	...	...	11	408
Cabbage Cake.....	"	...	...	...	...	228,326	136,995	...	...	228,326	136,995
Canes, Bamboo.....	<i>Pieces</i>	...	...	...	...	44,800	4,390	...	...	44,800	4,390
Charcoal.....	<i>Piculs</i>	...	...	...	...	156,167	77,956	...	...	156,167	77,956
Cotton, Raw.....	"	...	...	...	...	19,761	306,288	...	...	19,761	306,288
" Waste.....	"	...	...	...	...	2,245	7,398	...	...	2,245	7,398
Dates, Black.....	"	...	...	...	...	795	7,872	...	...	795	7,872
Fan Leaves.....	<i>Pieces</i>	...	...	...	...	63,707	1,290	...	...	63,707	1,290
Fans, Fancy.....	"	...	...	...	...	5,265	770	...	...	5,265	770
" Paper.....	"	...	...	...	...	6,150,922	799,620	...	...	6,150,922	799,620
Feathers, Duck, Fowl, etc.....	<i>Piculs</i>	...	...	...	...	184	3,197	...	...	184	3,197
Firewood.....	"	...	...	...	...	367,456	96,288	...	...	367,456	96,288
Hams.....	"	...	...	...	...	2,083	32,703	...	...	2,083	32,703
Hemp Sacking.....	<i>Pieces</i>	...	...	...	...	7,550	607	...	...	7,550	607
" Skin.....	<i>Piculs</i>	...	...	...	...	6,282	15,439	...	...	6,282	15,439
Hides, Cow.....	"	...	...	...	...	1,080	16,844	...	...	1,080	16,844
Medicines.....	"	...	...	...	...	7,942	31,404	...	204†	7,942	31,608
Nutgalls.....	"	...	...	...	...	293	5,216	...	...	293	5,216
Nuts, White.....	"	...	...	...	...	81	303	...	...	81	303
Paper, 1st Quality.....	"	...	...	...	...	704	23,235	...	...	704	23,235
" 2nd ".....	"	...	...	...	...	209	1,880	3	18	212	1,898
" Black.....	"	...	...	...	...	52	4,122	...	...	52	4,122
Peppermint Leaf.....	"	...	...	...	...	357	1,570	...	...	357	1,570
Preserves.....	"	...	...	...	...	229	2,474	...	...	229	2,474
Provisions.....	<i>Value</i>	...	...	...	...	...	7,181	...	99	...	7,280
Scissors.....	<i>Pairs</i>	...	...	...	...	76,944	2,981	...	...	76,994	2,981
Seed, Cotton.....	<i>Piculs</i>	...	...	...	...	13,310	7,790	...	...	13,310	7,790
" Lily Flower, or Lotus-nuts.....	"	...	...	...	...	1,757	14,057	4	33	1,761	14,090
Silk, Raw, White.....	"	...	...	...	...	1,376	605,581	...	...	1,376	605,581
" " Thrown.....	"	...	...	...	...	31	18,324	...	...	31	18,324
" " Wild.....	"	...	...	...	...	1	95	...	...	1	95
" " Steam Filature.....	"	...	...	...	...	921	552,702	...	...	921	552,702
" Cocoons, Whole.....	"	...	...	...	...	210	11,946	...	...	210	11,946
" " Pierced.....	"	...	...	...	...	781	32,039	...	...	781	32,039
" Refuse.....	"	...	...	...	...	4,482	174,569	1	44	4,483	174,613
" Wadding.....	"	...	...	...	...	233	2,974	...	...	233	2,974
" Piece Goods.....	"	...	...	...	...	2,167	1,776,703	...	...	2,167	1,776,703
" and Cotton Mixtures.....	"	...	...	...	...	7	1,485	...	...	7	1,485
" Thread.....	"	...	...	...	...	5	3,010	...	...	5	3,010
" Products, Unclassed.....	<i>Value</i>	...	...	...	...	...	898	...	...	...	898
Silkworms, Dried.....	<i>Piculs</i>	...	...	...	...	432	1,942	...	...	432	1,942
Tallow, Animal.....	"	...	...	...	...	26	226	...	...	26	226
" Vegetable.....	"	...	...	...	...	9	94	...	...	9	94
Tea, Black.....	"	...	...	...	...	283	11,592	...	...	283	11,592
" Dust and Stalk.....	"	...	...	...	...	5,701	50,154	...	...	5,701	50,154
" Green, Fychow.....	"	...	...	...	...	103,035	3,979,828	...	...	103,035	3,979,828
" " Loongching.....	"	...	...	...	...	1,407	77,385	...	...	1,407	77,385

\* Steam Factory products.

† 1 catty of Musk.

TABLE No. V.—TRADE IN NATIVE PRODUCE.—Exports and Re-exports—*Continued.*

DESCRIPTION OF GOODS.	Classifier of Quantity.	EXPORTS TO FOREIGN COUNTRIES.		EXPORTS TO HONGKONG.		EXPORTS TO CHINESE PORTS.		TOTAL RE-EXPORTS TO FOREIGN COUNTRIES, HONGKONG, AND CHINESE PORTS.		TOTAL EXPORTS (including Re-exports).	
		Quantity.	Value.	Quantity.	Value.	Quantity.	Value.	Quantity.	Value.	Quantity.	Value.
			<i>Hk. Tls</i>		<i>Hk. Tls</i>		<i>Hk. Tls</i>		<i>Hk. Tls</i>		<i>Hk. Tls</i>
Tea, Green, Pingsuey.....	<i>Piculs</i>	...	...	...	...	202	7,398	...	...	202	7,398
" Leaf, Unfired.....	"	...	...	...	...	6,583	118,485	...	...	6,583	118,485
Tobacco, Leaf.....	"	...	...	...	...	8,993	49,911	...	...	8,993	49,911
Wax, Yellow.....	"	...	...	...	...	86	2,396	...	...	86	2,396
Woodware.....	"	...	...	...	...	87	2,921	...	...	87	2,921
Wool, Sheep's.....	"	...	...	...	...	599	6,651	...	...	599	6,651
Sundries, Unenumerated.....	<i>Value</i>	...	...	...	...	...	12,158	...	2,744	...	14,902
TOTAL.....	<i>Hk. Tls</i>	.....	.....	.....	.....	.....	9,158,519	.....	3,142	.....	9,161,661

## SUMMARY.

To—	EXPORTS.		RE-EXPORTS.		TOTAL EXPORTS AND RE-EXPORTS.	
	<i>Hk. Tls</i>	<i>Hk. Tls</i>	<i>Hk. Tls</i>	<i>Hk. Tls</i>	<i>Hk. Tls</i>	<i>Hk. Tls</i>
Shanghai.....	9,158,519		3,142		...	
Total to Chinese Ports.....	9,158,519		3,142		9,161,661	
GRAND TOTAL.....	9,158,519		3,142		9,161,661	

TABLE No. VI.—TRANSIT TRADE.

a.—Table showing the Destinations of the various Goods forwarded under Transit Passes to the Interior during the Year 1904.

DESCRIPTION OF GOODS.	Classifier of Quantity.	CHEKKIANG.		ANEWEI.		KIANGSI.		FUHKIEN.		TOTAL.	
		Quantity.	Value.	Quantity.	Value.	Quantity.	Value.	Quantity.	Value.	Quantity.	Value.
<b>COTTON GOODS.</b>											
			<i>Hk. Pa</i>		<i>Hk. Pa</i>		<i>Hk. Pa</i>		<i>Hk. Pa</i>		<i>Hk. Pa</i>
T-Cloths, 36 inches, English.....	Pieces	...	...	390	936	...	...	...	...	390	936
Cotton Chintzes, Printed.....	"	...	...	...	...	30	66	...	...	30	66
Italians, Plain, Fast Black.....	"	60	327	60	327	30	164	...	...	150	818
Shirtings, Dyed, Figured, and Brocaded..	"	...	...	80	320	...	...	...	...	80	320
Hongkong.....	"	...	...	40	120	...	...	...	...	40	120
Handkerchiefs, Plain, Dyed, and Printed	Dozens	...	...	...	...	10	5	...	...	10	5
Cotton Yarn, English.....	Piculs	...	...	15	578	...	...	...	...	15	578
"    "    Indian.....	"	...	...	81	2,057	...	...	...	...	81	2,057
"    "    Japanese.....	"	...	...	81	1,988	...	...	...	...	81	1,988
<b>WOOLLEN GOODS.</b>											
Berlin Wool.....	Piculs	...	...	...	...	1	155	2	234	3	389
Gunny Cloth.....	Yards	1,000	60	...	...	...	...	...	...	1,000	60
<b>METALS.</b>											
Iron and Mild Steel, New:—											
Bars.....	Piculs	1	3	282	602	...	...	...	...	283	605
Cobbles and Wire Shorts.....	"	35	79	70	182	...	...	...	...	105	261
Nail-rod.....	"	...	...	80	238	...	...	...	...	80	238
Nails, Wire.....	"	...	...	126	502	15	60	...	...	141	562
Plate Cuttings.....	"	48	106	480	1,056	...	...	...	...	528	1,162
Wire.....	"	38	192	7	35	...	...	...	...	45	227
Iron and Mild Steel, Old:—											
Hoops.....	Piculs	60	123	3	6	...	...	...	...	63	129
Horseshoes.....	"	1	2	...	...	...	...	...	...	1	2
Wire.....	"	13	26	86	172	...	...	...	...	99	198
Iron, Galvanized:—											
Sheets, Plain.....	Piculs	13	71	...	...	...	...	...	...	13	71
Steel, Bamboo.....	"	7	35	32	160	...	...	...	...	39	195
Tinned Plates, Decorated.....	"	3	20	...	...	...	...	...	...	3	20
<b>SUNDRIES.</b>											
Bicho de Mar, Black.....	Piculs	27	1,205	47	2,127	30	1,346	...	...	104	4,678
"    White.....	"	120	2,409	47	940	85	1,692	6	117	258	5,158
Dyes, Colours, and Paints, Unclassed.....	Value	...	312	...	532	...	55	...	32	...	1,131
Fans, Palm-leaf, Coarse.....	Pieces	...	...	59,000	354	...	...	...	...	59,000	354
Fishery Products.....	Piculs	215	2,970	22	548	72	1,013	80	851	389	5,382
Glass, Window.....	Boxes	67	268	13	52	47	188	3	12	130	520
Glue, Cow.....	Piculs	26	522	113	2,254	...	...	...	...	139	2,776
Indigo, Dried.....	"	8	154	67	1,344	1	27	...	...	76	1,525
Isinglass.....	"	28	1,530	...	...	2	106	1	55	31	1,691
Lead, White and Yellow.....	"	52	468	45	434	...	...	...	...	97	902
Matches, Japan.....	Gross	750	189	17,500	4,184	250	63	50	13	18,550	4,449
Medicines.....	Piculs	5	132	30	200	40	35	1	5	76	372
Oil, Kerosene, American.....	Galls.	1,900	357	204,550	39,300	400	79	...	...	206,850	39,736
"    "    Russian.....	"	300	50	68,680	11,573	...	...	...	...	68,980	11,623
"    "    "    in bulk.....	"	...	...	52,250	6,312	...	...	...	...	52,250	6,312
"    "    Sumatra.....	"	...	...	11,000	1,624	...	...	...	...	11,000	1,624
"    "    "    in bulk.....	"	1,900	313	61,200	9,631	...	...	...	...	63,100	9,944
Paper, 1st and 2nd Quality.....	Piculs	3	15	48	398	...	...	...	...	51	413
Pepper, Black and White.....	"	19	385	10	299	4	79	...	...	33	763

a.—Destinations of the various Goods forwarded under Transit Passes to the Interior—*Continued.*

DESCRIPTION OF GOODS.	Classifier of Quantity.	CHEH KIANG.		ANHWEI.		KIANGSI.		FU KIEH.		TOTAL.	
		Quantity.	Value.	Quantity.	Value.	Quantity.	Value.	Quantity.	Value.	Quantity.	Value.
			<i>Hk. Ts.</i>		<i>Hk. Ts.</i>		<i>Hk. Ts.</i>		<i>Hk. Ts.</i>		<i>Hk. Ts.</i>
Prawns and Shrimps, Dried.....	<i>Piculs</i>	192	3,848	118	2,337	12	246	...	...	322	6,431
Provisions.....	"	228	1,404	16	407	10	96	5	50	259	1,957
Rattans, Whole and Split.....	"	221	1,325	2	19	30	179	7	39	260	1,562
Sandalwood.....	"	77	644	302	2,450	54	437	3	24	436	3,555
Seaweed.....	"	3,491	10,626	526	1,747	356	1,067	118	352	4,491	13,792
Sharks Fins, Clarified.....	"	6	823	5	707	1	141	...	...	12	1,671
Soap, Bar.....	"	...	...	149	828	9	51	...	...	158	879
Sugar, Brown.....	"	13,827	55,308	12,037	48,166	2,555	10,219	574	2,263	28,993	115,956
" Candy.....	"	325	2,323	594	4,259	58	417	5	32	982	7,031
" White and Refined.....	"	24,317	122,159	19,560	99,417	2,319	12,105	565	2,772	46,861	236,453
Sundries, Unenumerated.....	<i>Value</i>	...	445	...	2,117	...	480	...	523	...	3,565
TOTAL.....	<i>Hk. Ts.</i>	211,428		253,839		30,571		7,374		503,212	

## b.—Table showing the Provinces from which Native Goods were brought under Transit Passes during the Year 1904.

Nil.

## c.—Table showing the Number of Passes issued for, and the Amount of Duties collected on, Foreign Goods forwarded to the Interior under Transit Passes, as divided between the various Nationalities, during the Year 1904.

QUARTER.	JAPANESE.		CHINESE.		TOTAL.	
	No. of Passes.	Transit Dues.	No. of Passes.	Transit Dues.	No. of Passes.	Transit Dues.
		<i>Hk. Ts. m. c. c.</i>		<i>Hk. Ts. m. c. c.</i>		<i>Hk. Ts. m. c. c.</i>
1st quarter.....	...	...	983	1,566.2.0.2	983	1,566.2.0.2
2nd ".....	...	...	1,680	2,657.6.3.6	1,680	2,657.6.3.6
3rd ".....	1	0.7.5.0	2,542	4,392.4.4.6	2,543	4,393.1.9.6
4th ".....	251	516.0.6.6	1,122	2,312.9.1.6	1,373	2,728.9.8.2
TOTAL.....	252	516.8.1.6	6,327	10,829.2.0.0	6,579	11,346.0.1.6

## d.—Table showing the Number of Passes surrendered for, and the Amount of Duties collected on, Native Goods brought from the Interior under Transit Passes, as divided between the various Nationalities, during the Year 1904.

Nil.

TABLE No. VII.—DUTIES.

a.—Duties paid under each Flag, for the Year ended 31st December 1904.

FLAG.	IMPORT.	EXPORT.	COAST TRADE.	TONNAGE.	TRANSIT.	OPIUM LIKIN.	TOTAL.
	<i>Hk. P&amp;M.c.c.</i>	<i>Hk. P&amp;M.c.c.</i>	<i>Hk. P&amp;M.c.c.</i>	<i>Hk. P&amp;M.c.c.</i>	<i>Hk. P&amp;M.c.c.</i>	<i>Hk. P&amp;M.c.c.</i>	<i>Hk. P&amp;M.c.c.</i>
Dutch .....	232.3.2.0	717.0.3.7	207.4.3.8	2.0.0.0	...	...	1,158.7.9.5
Japanese .....	10,937.9.0.3	56,889.0.1.5	3,575.0.2.5	7.8.0.0	516.8.1.6	121,408.0.0.0	193,334.5.5.9
Chinese .....	119,000.9.1.6	172,758.4.5.7	53,359.5.8.7	21.5.0.0	10,829.2.0.0	77,784.0.0.0	438,753.6.6.0
On Opium .....	74,697.0.0.0	9.6.2.7	2.4.3.8	...	...	...	74,709.0.6.5
TOTAL .....	204,868.1.3.9	230,374.1.3.6	57,144.4.8.8	31.3.0.0	11,346.0.1.6	199,192.0.0.0	702,956.0.7.9 *

\* No Drawbacks marked for cash payment during the year, to be deducted from this total.....*Hk. P& Nil.*

b.—Comparative Table of Duties collected, for the Years 1896† to 1904.

YEARS.	IMPORT (exclusive of Opium).	EXPORT (exclusive of Opium).	COAST TRADE (exclusive of Opium).	OPIUM (Import, Export, and Coast Trade).	TONNAGE.	TRANSIT.	OPIUM LIKIN.	TOTAL.
	<i>Hk. P&amp;M.c.c.</i>	<i>Hk. P&amp;M.c.c.</i>	<i>Hk. P&amp;M.c.c.</i>	<i>Hk. P&amp;M.c.c.</i>	<i>Hk. P&amp;M.c.c.</i>	<i>Hk. P&amp;M.c.c.</i>	<i>Hk. P&amp;M.c.c.</i>	<i>Hk. P&amp;M.c.c.</i>
1896 † .....	465.3.1.8	3,117.3.2.3	404.5.4.8	...	...	73.0.2.1	...	4,060.2.1.0
1897 .....	33,605.3.2.6	227,040.6.8.9	4,137.7.6.2	29,328.0.0.0	51.6.0.0	2,523.3.7.3	78,208.0.0.0	374,874.7.5.0
1898 .....	45,356.7.7.9	273,553.2.8.6	12,751.8.7.9	29,763.0.0.0	28.6.0.0	3,789.1.3.7	79,368.0.0.0	444,610.6.8.1
1899 .....	51,537.2.8.4	293,195.9.8.4	30,798.6.2.2	58,701.0.0.0	25.3.0.0	5,165.6.1.2	156,536.0.0.0	595,959.8.0.2
1900 .....	51,576.4.5.6	254,646.9.9.3	27,201.7.9.0	53,916.0.0.0	20.8.0.0	3,527.6.9.7	143,776.0.0.0	534,665.7.3.6
1901 .....	84,380.2.7.6	289,537.8.5.3	34,975.7.5.9	55,546.6.5.0	25.1.0.0	5,538.4.4.2	148,124.4.0.0	618,128.4.8.0
1902 .....	106,458.4.1.8	233,962.4.3.1	40,559.3.9.0	56,145.8.4.1	11.1.0.0	6,936.1.9.9	149,567.8.0.0	593,641.1.7.9
1903 .....	120,236.7.0.7	235,016.9.2.2	47,411.3.5.1	66,821.9.7.4	52.2.0.0	9,859.2.1.7	178,135.3.0.0	657,533.6.7.1
1904 .....	130,171.1.3.9	230,364.5.0.9	57,142.0.5.0	74,709.0.6.5	31.3.0.0	11,346.0.1.6	199,192.0.0.0	702,956.0.7.9

† Three months ended 31st December.

## B.—SPECIAL TABLES.

TABLE No. 1.—IMPORT TRADE.

Comparative Table of the principal Articles of Import, for the Years 1896\* to 1904.

DESCRIPTION OF GOODS.	Classifier of Quantity.	1896.*	1897.	1898.	1899.	1900.	1901.	1902.	1903.	1904.
<b>OPICM.</b>										
Benares .....	<i>Piculs</i>	...	10	18	1	1	2	...	...	23
Malwa .....	"	...	926	941	1,914	1,760	1,822	1,827	2,185	2,431
Patna .....	"	...	42	34	42	36	28	30	30	26
Persian .....	"	...	...	...	...	...	...	13	12	7
<b>METALS.</b>										
Iron, Nail-rod and Bars .....	<i>Piculs</i>	...	1,144	3,166	8,227	4,317	9,612	9,724	12,483	9,163
Tin, Slabs .....	"	...	2,759	7,799	3,451	3,629	5,837	1,345	5,271	4,536
<b>SUNDRIES.</b>										
Bicho de Mar .....	<i>Piculs</i>	...	26	46	166	374	862	862	1,207	1,225
Coal .....	<i>Tons</i>	20	1,664	9,191	17,694	7,941	11,489	16,626	21,983	13,814
Dyes, Aniline .....	<i>Val., Hk. Fts</i>	134	5,421	23,774	52,376	43,886	56,095	75,701	67,507	60,658
Fans, Palm-leaf .....	<i>Pieces</i>	...	815,400	964,630	1,737,110	2,459,300	2,128,280	1,774,200	2,094,430	2,116,500
Matches, Japan .....	<i>Gross</i>	...	172,320	309,645	386,700	328,000	501,200	402,690	557,450	413,960
Oil, Kerosene, American .....	<i>Gallons</i>	2,000	1,534,123	2,483,350	2,638,730	2,002,280	3,125,700	2,616,140	2,975,560	2,700,920
" " Russian .....	"	2,000	103,150	82,150	198,200	210,710	169,450	36,500	62,200	292,100
" " Sumatra .....	"	1,000	94,200	238,900	463,060	214,800	108,025	295,291	503,885	975,950
Prawns and Shrimps, Dried .....	<i>Piculs</i>	...	100	94	402	929	1,691	2,621	3,621	3,074
Sandalwood .....	"	9	439	485	1,297	1,035	2,102	2,933	2,865	2,669
Soap .....	<i>Val., Hk. Fts</i>	...	14,991	22,724	35,999	38,374	65,684	42,520	31,273	36,934
Sugar, Brown .....	<i>Piculs</i>	...	2,755	7,923	12,436	9,946	17,840	35,799	38,045	45,787
" White and Refined .....	"	...	5,427	13,983	23,141	37,089	101,199	147,924	161,777	179,798
Umbrellas, Cotton .....	<i>Dozens</i>	...	1,339	4,190	3,406	3,609	3,200	3,705	2,981	3,830

\* Three months ended 31st December.

TABLE No. 2.—EXPORT TRADE.

Comparative Table of the principal Articles of Export, for the Years 1896† to 1904.

DESCRIPTION OF GOODS.	Classifier of Quantity.	1896.†	1897.	1898.	1899.	1900.	1901.	1902.	1903.	1904.
<b>COTTON GOODS.‡</b>										
Cotton Yarn, Hangchow .....	<i>Piculs</i>	...	...	30	...	1,800	1,650	2,858	150	60
<b>SUNDRIES.</b>										
Cabbage Cake .....	<i>Piculs</i>	...	...	40,306	114,827	110,553	187,692	186,974	244,959	228,326
Charcoal .....	"	...	3,544	26,241	40,329	1,748	20,531	59,921	140,364	156,167
Cotton, Raw .....	"	...	358	653	9,206	2,147	5,102	9,395	11,496	19,761
Fans, Paper .....	<i>Pieces</i>	428,520	3,225,396	2,626,913	3,654,377	3,719,540	4,595,776	5,688,422	5,993,155	6,150,922
Firewood .....	<i>Piculs</i>	...	115,293	218,566	235,354	133,223	202,097	232,938	306,073	367,456
Hams .....	"	...	452	247	543	1,007	1,288	1,536	1,255	2,083
Hemp Sacking .....	<i>Pieces</i>	...	...	16,000	128,670	100,440	82,450	44,920	8,290	7,550
Medicines .....	<i>Val., Hk. Fts</i>	100	9,951	19,412	16,182	20,456	28,945	30,777	23,306	31,200
Samsu .....	<i>Piculs</i>	...	...	...	4,424	3,858	1,058	...	...	...
Seed, Cotton .....	"	...	...	...	25,586	10,950	14,022	7,500	23,400	13,310
Silk, Raw and Thrown .....	"	44	1,327	1,057	1,853	530	1,479	877	829	1,407
" " Steam Filature .....	"	...	...	...	377	773	382	675	755	921
" Cocoons .....	"	72	...	163	252	762	375	885	726	991
" Refuse .....	"	...	302	706	742	869	1,180	1,311	1,723	4,481
" Piece Goods .....	"	125	1,604	3,871	4,193	2,634	2,504	2,135	1,784	2,167
Tea Dust .....	"	...	3,440	5,976	6,085	3,157	4,136	6,440	6,310	5,701
" Green .....	"	41	71,131	76,393	75,274	73,385	82,054	103,035	116,816	104,644
" Leaf, Unfried .....	"	...	576	4,615	4,642	4,304	3,697	6,103	8,489	6,583
Tobacco, Leaf .....	"	...	...	14,619	2,918	594	2,305	8,707	11,813	8,993
Wax, Yellow .....	"	...	94	109	202	183	236	188	221	86

† Three months ended 31st December.

‡ Steam Factory products.

TABLE No 3.—VALUE OF TRADE.

Comparative Table of the Value of the Trade, for the Years 1896\* to 1904.

YEARS.	IMPORTS FROM		EXPORTS TO		TOTAL IMPORTS AND EXPORTS.	RE-EXPORTS.	TREASURE.		TRANSIT TRADE.	
	Foreign Countries.	Native Ports.	Foreign Countries.	Native Ports.			Imported.	Exported.	Inwards.	Outwards.
	Hk. Tk.	Hk. Tk.	Hk. Tk.	Hk. Tk.	Hk. Tk.	Hk. Tk.	Hk. Tk.	Hk. Tk.	Hk. Tk.	Hk. Tk.
1896 *.....	...	124,402	...	102,994	227,396	...	1,229,916	1,369,153	3,360	...
1897.....	44,620	1,459,084	...	6,169,372	7,673,076	2,457	2,928,899	1,255,572	141,152	...
1898.....	43,252	2,919,967	...	5,033,245	7,996,464	2,985	1,182,651	675,333	196,173	...
1899.....	...	5,114,356	...	6,402,552	11,516,908	15,141	1,389,320	816,843	260,700	...
1900.....	...	4,678,202	...	4,785,371	9,463,573	29,802	2,070,795	610,505	184,385	...
1901.....	...	6,308,576	...	5,815,982	12,124,558	18,891	1,388,841	2,714,543	306,152	...
1902.....	...	7,199,577	...	7,125,445	14,325,022	15,539	2,926,900	2,771,121	339,180	...
1903.....	...	7,418,735	...	8,203,026	15,621,761	14,628	4,664,535	4,050,660	465,883	...
1904.....	...	8,602,249	...	9,158,519	17,760,768	13,106	3,378,153	5,632,509	593,212	...

\* Three months ended 31st December.

TABLE No. 4.—SHIPPING.

Comparative Table of Shipping, for the Years 1896† to 1904.

a.—Under General Regulations.

YEARS.	ENTERED INWARDS.				CLEARED OUTWARDS.			
	Steam-launches.	Passenger Boats.	Trading Junks.	TOTAL.	Steam-launches.	Passenger Boats.	Trading Junks.	TOTAL.
	No.	No.	No.	No.	No.	No.	No.	No.
1896 †.....	338	850	58	1,246	333	905	76	1,314
1897.....	1,383	3,954	879	6,216	1,372	3,935	1,033	6,340
1898.....	1,147	3,251	1,852	6,250	1,143	2,864	2,108	6,115
1899.....	1,033	3,288	3,709	8,030	1,033	3,140	4,152	8,325
1900.....	1,130	3,400	2,677	7,207	1,127	3,133	2,999	7,259
1901.....	1,544	3,809	3,611	8,964	1,547	3,419	3,748	8,714
1902.....	1,915	4,294	4,792	11,001	1,915	3,919	4,986	10,820
1903.....	1,882	4,274	4,758	10,914	1,882	4,108	4,605	10,595
1904.....	1,957	4,812	5,409	12,178	1,955	4,914	5,521	12,390

† Three months ended 31st December.

b.—Under Inland Steam Navigation Rules.

YEARS.	ENTERED INWARDS.				CLEARED OUTWARDS.			
	Steam-launches.	Passenger Boats.	Trading Junks.	TOTAL.	Steam-launches.	Passenger Boats.	Trading Junks.	TOTAL.
	No.	No.	No.	No.	No.	No.	No.	No.
1896-98.....	...	...	...	...	...	...	...	...
1899.....	11	12	...	23	11	12	...	23
1900.....	15	41	...	56	16	38	...	54
1901.....	...	...	...	...	...	...	...	...
1902.....	...	...	...	...	...	...	...	...
1903.....	108	339	...	447	108	308	...	416
1904.....	236	595	...	831	235	543	...	778



TABLE No. 5.—TREASURE.

Treasure Imported and Exported during the Year 1904.

COUNTRIES FROM WHICH IMPORTED AND TO WHICH EXPORTED.	IMPORTS.					EXPORTS.				
	SILVER.			COPPER.		SILVER.			COPPER.	
	In Bars and Sycee.	In Coin.	TOTAL.	In Coin.	TOTAL IMPORTS.	In Bars and Sycee.	In Coin.	TOTAL.	In Coin.	TOTAL EXPORTS.
	<i>Hk. fts.</i>	<i>Hk. fts.</i>	<i>Hk. fts.</i>	<i>Hk. fts.</i>	<i>Hk. fts.</i>	<i>Hk. fts.</i>	<i>Hk. fts.</i>	<i>Hk. fts.</i>	<i>Hk. fts.</i>	<i>Hk. fts.</i>
I. FOREIGN COUNTRIES.....	...	...	...	...	...	...	...	...	...	...
TOTAL: I. FOREIGN COUNTRIES.	...	...	...	...	...	...	...	...	...	...
2. CHINA.										
Shanghai.....	1,234,773	299,957	1,534,730	...	1,534,730	2,295,976	3,018,836	5,314,812	117,070	5,431,882
Soochow.....	698,756	1,144,667	1,843,423	...	1,843,423	79,094	121,533	200,627	...	200,627
TOTAL: 2. CHINA.....	1,933,529	1,444,624	3,378,153	...	3,378,153	2,375,070	3,140,369	5,515,439	117,070	5,632,509
GRAND TOTAL: FOREIGN COUN- TRIES AND CHINA.....	1,933,529	1,444,624	3,378,153	...	3,378,153	2,375,070	3,140,369	5,515,439	117,070	5,632,509

TABLE No. 6.—PASSENGER TRAFFIC.

Passenger Traffic during the Year 1904.

PASSENGERS TO			PASSENGERS FROM	
Foreigners.	Natives.		Foreigners.	Natives.
363	80,161	Shanghai and Stations <i>en route</i> .	322	79,636
75	38,682	Soochow " " " "	106	39,086
438	118,843	TOTAL.....	428	118,722

## NINGPO TRADE REPORT,

FOR THE YEAR 1904.

1°. LOCAL.—The net value of the trade for the year, which in 1902 amounted to *Hk.Tts.* 19,359,264 and in 1903 to *Hk.Tts.* 22,240,093, reached the figure of *Hk.Tts.* 21,297,412. The year's trade has been an average one for Chinese and Foreign merchants, while excellent Rice crops brought contentment to the people, and the general feeling is one of satisfaction. In one branch of business—fire insurance,—though it can hardly be classed as trade, a different tale must be told. A series of disastrous fires, culminating in one in which damage estimated at a quarter of a million of dollars was done, so shook the confidence of insurance companies that for a time they seriously meditated abandoning operations here.—During the summer the coolies engaged in indigo dyeing, imitating their European brethren, organised a strike for higher wages, causing great inconvenience to a local Foreign firm which largely imports Aniline Dyes. The Magistrate intervened, and the matter was satisfactorily settled.—A steady increase in the number of launches plying to the Chusan Islands and elsewhere under Inland Waters Rules has been one of the conspicuous features of the year; details of this traffic will be found under the heading of "Shipping."—A Flour mill has been constructed in the North Barrier Cotton Mill compound, and will, I understand, start working early in 1905.—Local conditions have not been seriously affected by the war in the North; the export of a few articles, such as Alum, which finds a market in Japan, has been impeded, but, to compensate, other items have advanced, *e.g.*, Cow Hides, used for harness, boots, etc., which, were Ningpo Hides not notorious for bad cleaning, might have done still better.—Late in the year a steam-trawler, under Government auspices, started work; so far it has not proved a success, owing, I am told, to an imperfect knowledge of the fishing grounds, which seems to be confirmed by the fact that the local fishing guild has lodged no protest against its operations.—Schemes to introduce electric light to the city, and provide fresh water—a crying want here—by means of artesian wells, were formed during the year; but for one reason or another they fell through, to reappear, I hope, in a more concrete form.

2°. REVENUE.—The total Revenue collected during the year amounted to *Hk.Tts.* 682,176, against *Hk.Tts.* 694,567 in 1903, a decrease of *Hk.Tts.* 12,391. Import and Export Duties and Transit Dues decreased by *Hk.Tts.* 22,000, but this is partly compensated for by an increase of *Hk.Tts.* 10,000 in Coast Trade Duties. The reason for this general decrease in Revenue is traceable to the opening of Hangchow, in 1898, as a Treaty port, and the diversion of trade which formerly passed through Ningpo to its channels; a glance at the Hangchow Tea Duties from 1898 upwards and those of Ningpo for the same period is conclusive proof of this.

3°. FOREIGN TRADE.—(a.) Imports.—The value of the direct Foreign Import trade amounted to *Hk.Tts.* 2,739,217, against *Hk.Tts.* 3,406,774 in 1903. This heavy decrease lies chiefly in Metals, Tin Slabs falling in value to the large extent of *Hk.Tts.* 611,335, owing to the high price which prevailed steadily (\$80 a picul) and the increased quantities sent inland under Transit Pass from Shanghai *via* Woosung. Brown Sugar imports increased in value by nearly *Hk.Tts.* 200,000, and Refined Sugar diminished by a nearly similar amount. A local agent gives a good report of the year's business and attributes the increase to the improved quality of the

Brown Sugar imported, which is in strong demand amongst local merchants. Leather imports drop by *Hk.Tts* 15,000, better prices being, I hear, obtainable in the North.

(b.) *Exports*.—The direct Export trade to Foreign countries, which is of minor importance here, rose in value from *Hk.Tts* 3,036 in 1903 to *Hk.Tts* 24,876 in 1904: Medicines, Mats, and Raw Cotton, destined for Hongkong, were responsible for the improvement. The entire trade was carried in German vessels; but very few trips were made.

(c.) *Re-exports*.—Re-exports to Foreign ports direct only amounted to *Hk.Tts* 364.

4°. COAST TRADE.—(a.) *Original Shipments Coastwise*.—Our main staple of Export—Raw Cotton—once more came to the front, 7,000 piculs more than in 1903 being exported, and the value of the trade in this item exceeding that year's by over *Hk.Tts* 330,000. A splendid year, fine crops, good prices, and a steady demand is the report given to me on all sides. Fancy Cotton Cloth shows an increase of 12,000 pieces, which is the more remarkable as I understand local consumption has also increased largely. This Cloth, which is very pretty and somewhat resembles Japanese crêpe, is manufactured locally in hand looms from Foreign and Native yarn mixed. Fishery Products are once more indicative of a bad year—Cuttle-fish in particular decreasing by 3,000 piculs,—though 1903 was a poor year; and it looks as if the annual rush to sea of the gaudily painted little boats, so well known to Ningpo residents, would become a thing of the past. The July Straw crop was a poor one, affecting Rush Hats, Mats, and Matting unfavourably: the price of a roll of Ningpo Matting rose from about \$3.20 to about \$3.55. Nearly 2,000 piculs more of Cow Hides were exported than in 1903, a strong demand for them coming to supply saddlery, boots, etc., to the armies in the North; complaints were frequent, however, of the bad cleaning in Ningpo. Fans, Medicines, and Silk Piece Goods, especially the last item, all show up well. Fychow Tea disappears from our columns, Pingsuey Tea decreases by 16,000 piculs, Leaf Tea, by 200 piculs. This unsatisfactory report on Tea, though it will be probably partly compensated by an increase in the trade returns at Hangchow, to which port the Ningpo Tea trade is gradually diverting, is also due to other causes, namely, disappointment of the merchants at the low prices obtainable and their consequent determination to hold their stock for better rates or local sales. The season opened hopefully, excellent crops were obtained and large quantities were shipped to Shanghai. In consequence of low prices, the market there was soon glutted, and for two months the local merchants here declined to ship. When shipping was resumed, however, prices were still lower, and the season ended disastrously.

(b.) *Reshipments Coastwise*.—Foreign goods re-exported to Chinese ports amounted in value to *Hk.Tts* 64,519, against *Hk.Tts* 90,069 in 1903. Tin Slabs increased by *Hk.Tts* 9,000. Raw Cotton disappears from the list, though shipped in 1903 to the value of *Hk.Tts* 18,000, due to the good local crops. Native produce re-exported to Hongkong, Foreign countries, and Chinese ports amounts to practically the same as in 1903, a decrease in Fungus being balanced by a rise in Dried Lung-ngans. Medicines show an increase, whilst Scented Tea falls out of the list, though during 1903 1,012 piculs left the port. This Tea was imported in 1903 from Foochow to be re-fired here, but as the experiment proved unprofitable it was not repeated.

(c.) *Coastwise Arrivals*.—The gross value of this trade dropped from *Hk.Tts* 11,138,715 in 1903 to *Hk.Tts* 10,811,238 in 1904. Foreign Piece Goods contributed *Hk.Tts* 3,618,410, against *Hk.Tts* 3,720,816 in the preceding year. Foreign Opium advanced from a net value of *Hk.Tts* 1,473,841 in 1903 to *Hk.Tts* 1,609,321 in the year under review. Foreign Piece Goods, though the imports fall short of the figures for 1903, compare favourably with former years. Grey Shirtings declined by 25,000 pieces, and American Sheetings by 33,000 pieces.

White Shirtings, White Irishes, and American Drills all show improvement. Foreign Yarn decreased by about 6,000 piculs, including a decrease of 1,000 piculs in Japanese Yarn; Woollen Goods and Woollen and Cotton Mixtures remained stationary. The trade in Native Piece Goods improved considerably, which probably partly accounts for the decreases noted above. Hupeh Grey Shirtings advance from 220 to 2,800 pieces; Shanghai Grey Shirtings (none imported in 1903) appear to the extent of 5,420 pieces; Shanghai Sheetings rose from 800 to 4,390 pieces; the sole decrease being in Shanghai Yarn, which decreased by 3,700 piculs. Metals show a decrease in almost every item. Tin Slabs remained nearly stationary—the more remarkable as the export of Joss Paper has increased. Cigarettes improved in value by *Hk. Ts.* 47,000, and Aniline Dyes, by *Hk. Ts.* 50,000. Fans did well, and Ginseng exceedingly well. Artificial Indigo arrived to the amount of 1,267 piculs. American Kerosene Oil improves slightly—Russian, by 60,000 gallons, and Sumatra Oil, by 150,000 gallons. Beancake disappears, and Beans of all kinds decrease heavily, on account of war closing Newchwang to trade. Hemp improves by the large amount of 17,000 piculs, destined, I am told, for Taichow through Native Customs channels. Liquid Indigo, Medicines, Sesamum Seed, and Wood Oils improve. Lead, owing, I suppose, to the decreased export of Tea, decreases by 2,000 piculs. Low prices led to larger purchases than usual of Rice; and a failure in local Leaf Tobacco crops led to largely increased importation.

5°. INLAND TRANSIT.—(a.) *Inwards*.—This trade decreased in value from *Hk. Ts.* 2,145,647 in 1903 to *Hk. Ts.* 1,608,443 in 1904. English, Indian, and American Piece Goods and Yarn show a heavy falling off under almost every heading. Japanese either hold their own or improve. Native Cotton Goods improve, except Shanghai Yarn, which declines by nearly 800 piculs. Metals did badly throughout, and Sugar declines under every heading. Kaiping Coal is steady, and Fans improve. British firms took out 2,296 Passes, against 2,137 in 1903; Chinese, 20,786, against 27,852. Reduction in inland charges is the only reason I can attribute for this general decrease; the demand, I am told, is steady, however it is filled.

(b.) *Outwards*.—This trade is too insignificant to call for special mention.

6°. SHIPPING.—The total entries and clearances during 1904 represent 5,050 vessels (1,292,713 tons), against 4,275 vessels (1,256,792 tons) in 1903. Small steamers and launches, running under Inland Waters Steam Navigation Rules, account for 3,864 entrances and clearances (226,163 tons), against 3,089 (of 182,914 tons) in 1903. In addition to the daily Ningpo-Shanghai steamers and the weekly Wenchow boat, 24 steamers entered from Hongkong, 6 from Japan, 6 from Ilo-Ilo (with Sugar), 2 from Formosa, 2 from Chinwangtao, 7 from Shanghai, and 1 Oil steamer from the same port. An attempt was made in the latter part of the year by German vessels to wrest the Shantung trade from the junks which have so long carried it; but after a few trips the scheme was abandoned. Norwegian steamers made the influence of the war apparent by bringing Coal from Japan that was formerly carried in Japanese bottoms. In May an opposition steamer appeared on the Ningpo-Wenchow line—the Norwegian s.s. *Komor*; she left here for Wenchow, but as she never again appeared in Ningpo waters the venture evidently lacked support.

Under Inland Waters Rules there are now 14 vessels running. Three of these—the *Haimen*, *Yungning*, and *Fookwang*—are fairly large vessels and run to Hai-mên, Taichow, and other ports. The last-named vessel was purchased in Hongkong during the year. Four launches run on the Yü-yao branch of the river, one to Tzū-chi, and a small boat started during the year on the beautiful Fêng-hua branch. In addition to these, another medium-sized steamer

runs between Shanghai and Ninghai under the British flag. The lorcha-borne trade with Shanghai and the Yangtze ports has hardly varied—entries and clearances numbering 333, against 324 in 1903.

7°. PASSENGER TRAFFIC.—The number of Native passengers leaving Ningpo during 1904 was 225,119, against 185,230 during 1903; arrivals numbered 215,236, against 174,519. The increase is due to the increased facilities for travel offered by inland-waters steam-launches. Passage rates only varied on the few occasions when German vessels took passengers to Shanghai. The bulk of the traffic was to Shanghai, but 59,290 passengers left for, and 54,167 came from, Taichow and inland ports.

8°. TREASURE.—Treasure from Shanghai, Wenchow, and Hangchow was imported to the value of *Hk.Tts.* 173,746, which included Copper Coins (10-cash pieces), newly minted in Hangchow, to the value of *Hk.Tts.* 66,230. These convenient Coins were eagerly taken up, and many attempts made to smuggle them to Shanghai, where an even better price for them was obtainable. The value of Treasure exported was *Hk.Tts.* 482,417. In 1903 the figures were: imports, *Hk.Tts.* 401,733; exports, *Hk.Tts.* 1,170,434. I can find no satisfactory explanation of the large difference.

9°. OPIUM.—(a.) *Foreign.*—The net import was 2,209 piculs, against 2,207 piculs in 1903, in spite of the facilities offered by the Hangchow authorities to the Opium merchants, who receive, I am told, a rebate of *Hk.Tts.* 3 a chest provided the import amounts to a certain number of chests per annum.

(b.) *Native.*—211 piculs of Szechwan Opium were imported, against 137 piculs in 1903, the improvement being due to the failure of the Taichow Opium crop.

10°. MISCELLANEOUS.—The total number of entries and clearances at the Native Customs offices superintended by the Imperial Maritime Customs amounted during the third Chinese year of our administration to 12,648 junks, with a capacity of 10,934,552 piculs, and 1,480 steamers, with a tonnage of 246,706 tons. The net value of the cargo that paid Duty at the Native Customs was *Hk.Tts.* 11,269,729, of which *Hk.Tts.* 435,601 represent Foreign goods.—During the year the “Collège St. Joseph,” built by the Roman Catholic Mission, was opened for work in the presence of the Chinese officials.—The claims made in connexion with the Ninghai uprising were settled.—The Empress Dowager’s 70th birthday was celebrated with great *éclat*.—The French, German, Italian, and American Admirals visited the port.—The summer was a very mild one; the dengue fever, which harassed us in 1903, disappeared, and, beyond the usual malaria, no epidemic attacked the port.—Postal extension was systematically carried on, six new money order offices being opened, besides box offices and agencies.

A. G. H. CARRUTHERS,

*Acting Commissioner of Customs.*

NINGPO, 31st January 1905.

# NINGPO TRADE RETURNS,

## FOR THE YEAR 1904.

### A.—GENERAL TABLES.

#### TABLE No. I.—SHIPPING.

Number and Tonnage of Vessels Entered and Cleared under each Flag,  
for the Year ended 31st December 1904.

*a.—Under General Regulations.*

FLAG.	STEAMERS.													
	ENTERED INWARDS.						CLEARED OUTWARDS.						TOTAL ENTERED AND CLEARED.	
	With Cargo.		In Ballast.		TOTAL.		With Cargo.		In Ballast.		TOTAL.			
	No.	Tons.	No.	Tons.	No.	Tons.	No.	Tons.	No.	Tons.	No.	Tons.	No.	Tons.
British.....	179	225,113	6	7,644	185	232,757	152	193,945	33	38,812	185	232,757	370	465,514
American.....	1	461	...	...	1	461	...	...	1	461	1	461	2	922
German.....	8	7,018	1	1,245	9	8,263	6	5,717	3	2,546	9	8,263	18	16,526
Norwegian.....	7	4,563	1	949	8	5,512	1	949	7	4,563	8	5,512	16	11,024
Chinese.....	183	234,769	42	28,835	225	263,604	183	236,377	39	27,094	222	263,471	447	527,075
<b>Total Steamers .....</b>	<b>378</b>	<b>471,924</b>	<b>50</b>	<b>38,673</b>	<b>428</b>	<b>510,597</b>	<b>342</b>	<b>436,988</b>	<b>83</b>	<b>73,476</b>	<b>425</b>	<b>510,464</b>	<b>853</b>	<b>1,021,061</b>
	SAILING VESSELS.													
French.....	6	258	...	...	6	258	5	210	1	48	6	258	12	516
Chinese.....	157	22,014	...	...	157	22,014	156	21,453	8	1,506	164	22,959	321	44,973
<b>Total Sailing Vessels</b>	<b>163</b>	<b>22,272</b>	<b>...</b>	<b>...</b>	<b>163</b>	<b>22,272</b>	<b>161</b>	<b>21,663</b>	<b>9</b>	<b>1,554</b>	<b>170</b>	<b>23,217</b>	<b>333</b>	<b>45,489</b>
<b>GRAND TOTAL...</b>	<b>541</b>	<b>494,196</b>	<b>50</b>	<b>38,673</b>	<b>591</b>	<b>532,869</b>	<b>503</b>	<b>458,651</b>	<b>92</b>	<b>75,030</b>	<b>595</b>	<b>533,681</b>	<b>1,186</b>	<b>1,066,550</b>

*b.—Under Inland Steam Navigation Rules.*

FLAG.	ENTERED INWARDS.						CLEARED OUTWARDS.						TOTAL ENTERED AND CLEARED.	
	With Cargo.		In Ballast.		TOTAL.		With Cargo.		In Ballast.		TOTAL.			
	No.	Tons.	No.	Tons.	No.	Tons.	No.	Tons.	No.	Tons.	No.	Tons.	No.	Tons.
German.....	...	...	234	8,166	234	8,166	...	...	234	8,166	234	8,166	468	16,332
Chinese.....	127	26,419	1,569	78,372	1,696	104,791	163	30,228	1,537	74,812	1,700	105,040	3,396	209,831
<b>TOTAL.....</b>	<b>127</b>	<b>26,419</b>	<b>1,803</b>	<b>86,538</b>	<b>1,930</b>	<b>112,957</b>	<b>163</b>	<b>30,228</b>	<b>1,771</b>	<b>82,978</b>	<b>1,934</b>	<b>113,206</b>	<b>3,864</b>	<b>226,163</b>

TABLE NO. II.—GROSS AND NET VALUES OF THE TRADE OF NINGPO,  
1902 TO 1904.

	1902.		1903.		1904.	
	NET VALUES.	GROSS VALUES.	NET VALUES.	GROSS VALUES.	NET VALUES.	GROSS VALUES.
	<i>Hk. Tls.</i>	<i>Hk. Tls.</i>	<i>Hk. Tls.</i>	<i>Hk. Tls.</i>	<i>Hk. Tls.</i>	<i>Hk. Tls.</i>
<b>FOREIGN GOODS.</b>						
Imported from Foreign Countries and Hongkong.....	2,724,475		3,406,774		2,739,217	
Imported from Chinese Ports.....	6,336,712		7,832,743		7,668,959	
<b>Total Foreign Imports.....</b>		<b>9,061,187</b>		<b>11,239,517</b>		<b>10,408,176</b>
Re-exported to Foreign Countries and Hongkong...	...		...		...	
Re-exported to Chinese Ports (chiefly to Shanghai and Wenchow).....	46,099		90,069		64,519	
<b>Total Foreign Re-exports.....</b>	<b>46,099</b>		<b>90,069</b>		<b>64,519</b>	
<b>Net Total Foreign Imports.....</b>	<b>9,015,088</b>		<b>11,149,448</b>		<b>10,343,657</b>	
<b>NATIVE PRODUCE.</b>						
Imported (chiefly from Shanghai, Hankow, and Canton).....		3,009,927		3,305,972		3,142,279
Re-exported to Foreign Countries.....	...		...		364	
Re-exported to Chinese Ports.....	147,417		186,184		189,301	
<b>Total Native Re-exports.....</b>	<b>147,417</b>		<b>186,184</b>		<b>189,665</b>	
<b>Net Total Native Imports.....</b>	<b>2,862,510</b>		<b>3,119,788</b>		<b>2,952,614</b>	
Native Produce of local origin Exported to Foreign Countries.....	39,899		3,036		24,876	
Native Produce of local origin Exported to Chinese Ports.....	7,441,767		7,967,821		7,976,265	
<b>Total Exports of local origin.....</b>		<b>7,481,666</b>		<b>7,970,857</b>		<b>8,001,141</b>
<b>Gross Value of the Trade of the Port.....</b>		<b>19,552,780</b>		<b>22,516,346</b>		<b>21,551,596</b>
<b>Net Value of the Trade of the Port, i.e., Foreign and Native Imports less Re-exports, and Native Exports of local origin.....</b>	<b>19,359,264</b>		<b>22,240,093</b>		<b>21,297,412</b>	

TABLE No. III.—TRADE IN FOREIGN GOODS.—Imports and Re-exports.

DESCRIPTION OF GOODS.	Classifier of Quantity.	IMPORTS FROM FOREIGN COUNTRIES AND HONGKONG.		IMPORTS FROM CHINESE PORTS.		RE-EXPORTS TO FOREIGN COUNTRIES AND HONGKONG.		RE-EXPORTS TO CHINESE PORTS.		NET TOTAL IMPORTS.	
		Quantity.	Value.	Quantity.	Value.	Quantity.	Value.	Quantity.	Value.	Quantity.	Value.
<b>OPIUM.</b>											
Benares.....	<i>Piculs</i>	...	...	24.00	15,384	...	...	...	...	24.00	15,384
Malwa.....	"	...	...	2,180.10	1,591,476	...	...	15.00	10,950	2,165.10	1,580,526
Patna.....	"	...	...	20.48	13,411	...	...	...	...	20.48	13,411
Persian.....	"	...	...	1.00	538	...	...	1.00	538	...	...
<b>COTTON GOODS.</b>											
Shirtings, Grey, Plain:—											
7 lb. and under, English.....	<i>Pieces</i>	...	...	16,420	27,914	...	...	...	...	16,420	27,914
"    "    Japanese.....	"	...	...	50	104	...	...	...	...	50	104
Over 7 lb. and not over 9 lb., English.....	"	...	...	79,179	190,030	...	...	60	144	79,119	189,886
Over 9 lb. and not over 11 lb., American.....	"	...	...	1,860	5,487	...	...	...	...	1,860	5,487
"    "    English.....	"	...	...	200,623	611,900	...	...	200	580	200,423	611,320
Over 11 lb., American.....	"	...	...	440	1,474	...	...	...	...	440	1,474
"    English.....	"	...	...	118,172	413,602	...	...	...	...	118,172	413,602
"    Indian.....	"	...	...	660	1,887	...	...	...	...	660	1,887
"    Japanese.....	"	...	...	1,180	3,481	...	...	...	...	1,180	3,481
Sheetings, Grey, Plain:—											
Over 9 lb. and not over 11 lb., American.....	<i>Pieces</i>	...	...	10,950	31,755	...	...	...	...	10,950	31,755
"    "    English.....	"	...	...	450	1,485	...	...	...	...	450	1,485
"    "    Japanese.....	"	...	...	280	778	...	...	...	...	280	778
Over 11 lb., American.....	"	...	...	41,900	148,745	...	...	...	...	41,900	148,745
"    English.....	"	...	...	7,155	23,969	...	...	...	...	7,155	23,969
"    Indian.....	"	...	...	3,760	10,528	...	...	...	...	3,760	10,528
"    Japanese.....	"	...	...	19,540	49,827	...	...	...	...	19,540	49,827
Shirtings, White, Plain, Dutch.....	"	...	...	900	3,465	...	...	...	...	900	3,465
"    "    English.....	"	...	...	118,649	462,731	...	...	50	195	118,599	462,536
White Irishes.....	"	...	...	17,968	72,770	...	...	...	...	17,968	72,770
Shirtings, White, Figured, Brocaded, Striped, and Spotted.....											
Drills, 12½ lb. and under, American.....	"	...	...	1,259	4,205	...	...	...	...	1,259	4,205
"    "    Japanese.....	"	...	...	4,785	17,800	...	...	...	...	4,785	17,800
"    "    over 12½ lb., American.....	"	...	...	235	820	...	...	...	...	235	820
"    "    English.....	"	...	...	32,190	125,541	...	...	...	...	32,190	125,541
"    "    Indian.....	"	...	...	630	1,953	...	...	...	...	630	1,953
"    "    Japanese.....	"	...	...	30	98	...	...	...	...	30	98
"    "    Japanese.....	"	...	...	120	378	...	...	...	...	120	378
Jeans, 30 yards, American.....	"	...	...	260	741	...	...	...	...	260	741
"    "    Dutch.....	"	...	...	480	1,176	...	...	...	...	480	1,176
"    "    English.....	"	...	...	9,330	25,191	...	...	...	...	9,330	25,191
"    "    40 yards, American.....	"	...	...	40	142	...	...	...	...	40	142
"    "    English.....	"	...	...	2,130	7,349	...	...	...	...	2,130	7,349
T-Cloths, 32 inches by 24 yards, English.....	"	...	...	11,195	21,271	...	...	...	...	11,195	21,271
"    "    "    Indian.....	"	...	...	2,350	3,525	...	...	...	...	2,350	3,525
"    "    "    Japanese.....	"	...	...	4,260	6,177	...	...	...	...	4,260	6,177
"    "    "    36 inches by 24 yards, English.....	"	...	...	30,817	73,961	...	...	...	...	30,817	73,961
"    "    "    Japanese.....	"	...	...	120	242	...	...	...	...	120	242
"    "    "    32 inches by 40 yards, English.....	"	...	...	280	952	...	...	...	...	280	952
Lawns, White, 12 yards.....	"	...	...	2,990	2,841	...	...	...	...	2,990	2,841
Muslins, ".....	"	...	...	1,320	1,584	...	...	...	...	1,320	1,584
Dimities, Piqués, and Quiltings.....	<i>Yards</i>	...	...	34,410	3,441	...	...	...	...	34,410	3,441
Printed Cottons:—											
Printed Cambrics, Lawns, and Muslins, 12 yards.....	<i>Pieces</i>	...	...	3,051	2,746	...	...	...	...	3,051	2,746
"    Chintzes, Plain Cotton Prints, and Printed Shirtings, not exceeding 30 yards.....	"	...	...	9,523	20,951	...	...	...	...	9,523	20,951
"    Crape, not exceeding 30 yards.....	"	...	...	60	129	...	...	...	...	60	129
"    "    Japanese, 20 inches.....	<i>Yards</i>	...	...	100	70	...	...	...	...	100	70
"    Drills, Furnitures, and Twills, not exceeding 30 yards.....	"	...	...	480	936	...	...	...	...	480	936



TABLE No. III.—TRADE IN FOREIGN GOODS.—Imports and Re-exports—Continued.

DESCRIPTION OF GOODS.	Classifier of Quantity.	IMPORTS FROM FOREIGN COUNTRIES AND HONGKONG.		IMPORTS FROM CHINESE PORTS.		RE-EXPORTS TO FOREIGN COUNTRIES AND HONGKONG.		RE-EXPORTS TO CHINESE PORTS.		NET TOTAL IMPORTS.	
		Quantity.	Value.	Quantity.	Value.	Quantity.	Value.	Quantity.	Value.	Quantity.	Value.
Printed Cottons—continued:—			Hk. Ts		Hk. Ts		Hk. Ts		Hk. Ts		Hk. Ts
Printed Reversible Cretonnes.....	Yards	...	...	12,768	2,554	...	...	...	...	12,768	2,554
"  Sateens, Reps, etc.....	Pieces	...	...	1,215	6,258	...	...	...	...	1,215	6,258
"  T-Cloths, not exceeding 30 yards	"	...	...	5,279	10,031	...	...	...	...	5,279	10,031
Dyed Cottons:—											
Cotton Italians, Plain, Fast Black.....	Pieces	...	...	42,500	231,625	...	...	60	273	42,440	231,352
"  Lastings, Plain.....	"	...	...	6,535	26,795	...	...	...	...	6,535	26,795
"  Reps and Ribs, Plain.....	"	...	...	160	800	...	...	...	...	160	800
"  Italians, Figured.....	"	...	...	6,418	35,619	...	...	...	...	6,418	35,619
"  Lastings, ".....	"	...	...	15,435	50,936	...	...	...	...	15,435	50,936
"  Reps and Ribs, Figured.....	"	...	...	7,053	39,849	...	...	...	...	7,053	39,849
"  Shirtings, Figured, Brocaded, and Spotted.....	"	...	...	1,184	4,736	...	...	30	120	1,154	4,616
Dyed Cambrics, Lawns, and Muslins, 12 yards.....	"	...	...	1,523	1,980	...	...	...	...	1,523	1,980
"  Shirtings and Sheetings, Plain, 36 inches by 43 yards.....	"	...	...	4,572	17,602	...	...	50	193	4,522	17,409
"  T-Cloths, 25 yards.....	"	...	...	250	513	...	...	...	...	250	513
"  Turkey Red Cambrics, 25 yards.....	"	...	...	5,261	12,363	...	...	...	...	5,261	12,363
"  "  Shirtings, ".....	"	...	...	3,135	7,681	...	...	50	123	3,085	7,558
Cotton Spanish Stripes, 64 inches.....	"	...	...	528	2,323	...	...	...	...	528	2,323
"  Flannel, Plain, Dyed, and Printed, American, 30 yards.....	"	...	...	16,075	59,477	...	...	...	...	16,075	59,477
"  "  Plain, Dyed, and Printed, Dutch, 30 yards.....	"	...	...	540	1,809	...	...	...	...	540	1,809
"  "  Plain, Dyed, and Printed, English, 30 yards.....	"	...	...	2,660	10,374	...	...	...	...	2,660	10,374
"  "  Plain, Dyed, and Printed, Japanese, 30 yards.....	"	...	...	1,346	4,240	...	...	20	63	1,326	4,177
"  "  Striped, 30 yards.....	"	...	...	1,514	4,467	...	...	...	...	1,514	4,467
Crimp Cloth.....	Yards	...	...	4,430	443	...	...	...	...	4,430	443
Cotton Ticks.....	"	...	...	19,620	2,943	...	...	...	...	19,620	2,943
Mottles, Denims, and Mahomedans.....	"	...	...	1,800	180	...	...	...	...	1,800	180
Japanese Cotton Cloth.....	"	13,188	1,934	13,140	1,196	...	...	...	...	26,328	3,130
"  Crape.....	"	...	...	400	40	...	...	...	...	400	40
Velvets and Velveteens, Plain, 22 inches.....	"	...	...	90,745	18,149	...	...	...	...	90,745	18,149
Velvet Cords and Corduroys, Dyed.....	"	...	...	5,448	1,907	...	...	...	...	5,448	1,907
Handkerchiefs, Plain, Dyed, and Printed.....	Dozens	...	...	7,751	3,488	...	...	...	...	7,751	3,488
Towels.....	"	...	...	11,340	4,536	...	...	...	...	11,340	4,536
Cotton Goods, Unclassed.....	Yards	...	...	11,242	2,626	...	...	...	...	11,242	2,626
"  Yarn, Grey and Bleached, English.....	Piculs	...	...	1,428	54,964	...	...	...	...	1,428	54,964
"  "  "  "  Indian.....	"	...	...	10,058	255,481	...	...	...	...	10,058	255,481
"  "  "  "  Japanese.....	"	...	...	5,419	133,298	...	...	28	686	5,391	132,612
"  Thread, on Spools.....	Gross	...	...	6,651	16,627	...	...	...	...	6,651	16,627
WOOLLEN AND COTTON MIXTURES.											
Alpacas, Lustras, Orleans, and Sicilians, Plain and Figured.....	Yards	...	...	3,414	853	...	...	...	...	3,414	853
Union and Pencho Cloth.....	"	...	...	2,204	1,323	...	...	...	...	2,204	1,323
"  Italian Cloth, Plain and Figured.....	Pieces	...	...	1,530	15,529	...	...	...	...	1,530	15,529
WOOLLEN GOODS.											
Camlets, English.....	Pieces	...	...	2,030	23,142	...	...	...	...	2,030	23,142
Cashmeres and Merinos.....	Yards	...	...	3,600	1,800	...	...	...	...	3,600	1,800
Cloth, Broad, Medium, and Habit.....	"	...	...	29,796	44,694	...	...	...	...	29,796	44,694
Flannel.....	"	...	...	436	153	...	...	...	...	436	153
Lastings, Plain, Figured, and Craped.....	Pieces	...	...	1,490	13,857	...	...	...	...	1,490	13,857

TABLE No. III.—TRADE IN FOREIGN GOODS.—Imports and Re-exports—Continued.

DESCRIPTION OF GOODS.	Classifier of Quantity.	IMPORTS FROM FOREIGN COUNTRIES AND HONGKONG.		IMPORTS FROM CHINESE PORTS.		RE-EXPORTS TO FOREIGN COUNTRIES AND HONGKONG.		RE-EXPORTS TO CHINESE PORTS.		NET TOTAL IMPORTS.	
		Quantity.	Value.	Quantity.	Value.	Quantity.	Value.	Quantity.	Value.	Quantity.	Value.
Long Ells .....	Pieces	...	Hk. \$s	420	2,247	...	Hk. \$s	...	Hk. \$s	420	2,247
Spanish Stripes .....	Yards	...	...	47,659	28,595	...	...	...	...	47,659	28,595
Woollen Goods, Unclassed .....	"	...	...	217	193	...	...	...	...	217	193
Berlin Wool .....	Piculs	...	...	124	12,913	...	...	...	...	124	12,913
MISCELLANEOUS PIECE GOODS.											
Canvas .....	Yards	...	...	213	53	...	...	...	...	213	53
Cotton Duck .....	"	...	...	1,993	498	...	...	...	...	1,993	498
Gunny Cloth .....	"	25,000	1,500	221,000	13,260	...	...	...	...	246,000	14,760
Plushes and Velvets :—											
Plushes and Velvets, Silk .....	Catties	...	...	1,056	2,939	...	...	...	...	1,056	2,939
" " " Mixture .....	"	...	...	1,226	2,819	...	...	...	...	1,226	2,819
Silk Piece Goods, Plain .....	"	90	589	580	3,796	...	...	...	...	670	4,385
" " Brocaded .....	"	16	126	...	...	...	...	...	...	16	126
" " Mixtures, Plain .....	"	1,334	5,067	4,986	18,947	...	...	...	...	6,320	24,014
" " " Brocaded .....	"	...	...	3,638	16,737	...	...	...	...	3,638	16,737
METALS.											
Brass and Yellow Metal :—											
Sheets and Plates .....	Piculs	...	...	354	8,699	...	...	I	33	353	8,666
Wire .....	"	...	...	111	2,798	...	...	...	...	111	2,798
Copper :—											
Ingots and Slabs .....	Piculs	...	...	14	383	...	...	...	...	14	383
" " Japanese .....	"	...	...	90	2,651	...	...	...	...	90	2,651
Sheets and Plates .....	"	...	...	296	9,322	...	...	...	...	296	9,322
Wire .....	"	...	...	30	988	...	...	...	...	30	988
Iron and Mild Steel, New :—											
Anchors, and Parts of .....	Piculs	...	...	28	226	...	...	...	...	28	226
Angles .....	"	...	...	32	84	...	...	...	...	32	84
Bars .....	"	...	...	3,234	9,054	...	...	I	3	3,233	9,051
Chains, and Parts of .....	"	...	...	555	3,274	...	...	...	...	555	3,274
Cobbles and Wire Shorts .....	"	...	...	1,265	3,290	...	...	...	...	1,265	3,290
Hoops .....	"	...	...	332	1,327	...	...	...	...	332	1,327
Nail-rod .....	"	...	...	9,461	28,384	...	...	...	...	9,461	28,384
Nails, Wire .....	"	...	...	3,163	12,654	...	...	...	...	3,163	12,654
" other kinds .....	"	...	...	160	685	...	...	...	...	160	685
Pig .....	"	...	...	823	1,235	...	...	...	...	823	1,235
Plate Cuttings .....	"	...	...	12,205	26,851	...	...	...	...	12,205	26,851
Sheets and Plates .....	"	...	...	163	482	...	...	...	...	163	482
Wire .....	"	...	...	3,005	15,025	...	...	4	23	3,001	15,002
" Rope .....	"	...	...	22	199	...	...	...	...	22	199
Iron and Mild Steel, Old :—											
Bars .....	Piculs	...	...	410	800	...	...	...	...	410	800
Hoops .....	"	...	...	163	334	...	...	...	...	163	334
Horseshoes .....	"	...	...	30	56	...	...	...	...	30	56
Plates .....	"	...	...	169	330	...	...	...	...	169	330
Wire .....	"	...	...	3,957	7,320	...	...	...	...	3,957	7,320
" Rope .....	"	...	...	928	1,856	...	...	...	...	928	1,856
Unclassed .....	"	...	...	5,584	17,703	...	...	...	...	5,584	17,703
Iron, Galvanized :—											
Sheets, Corrugated .....	Piculs	...	...	17	92	...	...	...	...	17	92
" Plain .....	"	...	...	1,539	8,617	...	...	...	...	1,539	8,617
Wire .....	"	...	...	935	4,678	...	...	...	...	935	4,678
" Rope .....	"	...	...	45	404	...	...	...	...	45	404
Lead, in Pigs and Bars .....	"	...	...	13,472	76,792	...	...	...	...	13,472	76,792
Nickel, Unmanufactured .....	"	...	...	91	6,685	...	...	...	...	91	6,685
Quicksilver .....	"	52	5,215	7	671	...	...	II	1,121	48	4,765
Steel, Bamboo .....	"	...	...	1,852	9,260	...	...	30	150	1,822	9,110
Tin Compound .....	"	27	596	48	1,049	...	...	...	...	75	1,645

TABLE No. III.—TRADE IN FOREIGN GOODS.—Imports and Re-exports—Continued.

DESCRIPTION OF GOODS.	Classifier of Quantity.	IMPORTS FROM FOREIGN COUNTRIES AND HONGKONG.		IMPORTS FROM CHINESE PORTS.		RE-EXPORTS TO FOREIGN COUNTRIES AND HONGKONG.		RE-EXPORTS TO CHINESE PORTS.		NET TOTAL IMPORTS.	
		Quantity.	Value.	Quantity.	Value.	Quantity.	Value.	Quantity.	Value.	Quantity.	Value.
Tin, Sheets.....	Piculs	...	Hk. Pks	117	1,010	...	Hk. Pks	...	Hk. Pks	117	1,010
" Slabs.....	"	24,405	1,061,620	5,704	248,126	...	...	240	10,446	29,869	1,299,300
Tinned Plates, Plain.....	"	...	...	32	192	...	...	4	25	28	167
White Metal, Sheets.....	"	...	...	21	1,047	...	...	...	...	21	1,047
" " Wire.....	"	...	...	2	65	...	...	...	...	2	65
Zinc, Sheets.....	"	...	...	39	464	...	...	...	...	39	464
Metals, Unclassed.....	"	...	...	21	74	...	...	...	...	21	74
SUNDRIES.											
Aniseed, Star.....	Piculs	137	2,730	287	5,739	...	...	40	809	384	7,660
Bed Hangings.....	Dozens	...	...	910	4,638	...	...	...	...	910	4,638
Bicho de Mar, Black.....	Piculs	20	880	660	29,693	...	...	34	1,516	646	29,957
" White.....	"	6	118	903	18,051	...	...	20	408	889	17,761
Bones, Tiger.....	"	53	5,873	7	783	...	...	...	...	60	6,656
Borax.....	"	16	185	106	1,210	...	...	...	...	122	1,395
Braid, Llama.....	"	...	...	68	8,883	...	...	...	...	68	8,883
" other kinds.....	Cartoons	...	...	15,800	13,904	...	...	...	...	15,800	13,904
Buttons, Fancy.....	Gross	861	344	4,600	1,840	...	...	861	344	4,600	1,840
Candles.....	Boxes	...	...	14,130	25,335	...	...	...	...	14,130	25,335
Canes, Tsung-chu.....	Piculs	4,508	18,031	...	...	...	...	...	...	4,508	18,031
Cardamoms, Inferior.....	"	231	6,934	15	450	...	...	2	420	244	6,964
" Superior.....	"	20	3,912	6	1,120	...	...	17	496	9	4,536
Cassia Lignea.....	"	90	3,322	11	418	...	...	...	...	101	3,740
Cement.....	"	...	...	1,158	1,158	...	...	...	...	1,158	1,158
Cigarettes.....	Value	...	...	...	111,946	...	...	...	...	...	111,946
Cinnabar.....	Piculs	17	1,263	2	161	...	...	5	353	14	1,071
Clams, Dried.....	"	1	25	187	3,365	...	...	...	...	188	3,390
Clocks of all kinds.....	Pieces	...	...	3,691	5,612	...	...	...	...	3,691	5,612
Coal.....	Tons	9,247	49,006	3,103	16,445	...	...	...	...	12,350	65,451
Cockles, Dried.....	Piculs	2	23	162	1,621	...	...	...	...	164	1,644
" Fresh.....	"	...	...	4,387	4,387	...	...	...	...	4,387	4,387
Coke.....	Tons	...	...	78	1,061	...	...	...	...	78	1,061
Compoys.....	Piculs	...	...	178	8,198	...	...	...	...	176	8,108
Cuttle-fish.....	"	67	4,005	664	9,958	...	...	12	183	719	10,780
Dyes, Aniline.....	Value	...	...	...	71,207	...	...	...	...	2,111	69,096
Enamelled Ironware, Unclassed.....	"	...	...	...	1,745	...	...	...	...	...	1,745
Fans, Palm-leaf, Coarse.....	Pieces	1,282,000	7,692	230,000	1,380	...	...	40,000	240	1,472,000	8,832
" " Fine.....	"	272,010	2,720	17,200	172	...	...	...	...	289,210	2,892
Fish, Dried.....	Piculs	50	460	600	5,547	...	...	8	76	642	5,931
" Maws.....	"	16	1,678	12	1,235	...	...	1	92	27	2,821
Flour, American.....	"	13,611	51,039	8,709	32,658	...	...	...	...	22,320	83,697
Ginseng, Clarified or Cleaned, 1st Quality.....	Catties	460	5,796	215	2,709	...	...	15	189	660	8,316
" " " 2nd ".....	"	450	3,442	1,688	12,913	...	...	160	1,224	1,978	15,131
" " " 3rd ".....	"	495	2,544	35	180	...	...	5	26	525	2,698
" " " 4th ".....	"	34	84	145	359	...	...	...	...	179	443
" Crude, 2nd Quality.....	"	...	...	1,239	1,487	...	...	...	...	1,239	1,487
Glass, Window.....	Boxes	...	...	4,961	19,844	...	...	...	...	4,961	19,844
Glassware.....	Value	...	...	...	1,978	...	...	...	...	...	1,978
Glue, Cow.....	Piculs	16	310	178	3,556	...	...	...	...	194	3,866
Gum Olibanum.....	"	204	2,035	59	587	...	...	41	410	222	2,212
Hides, Cow and Buffalo.....	"	...	...	144	2,876	...	...	...	...	144	2,876
Horns, Deer.....	"	57	1,144	39	772	...	...	17	343	79	1,573
Indigo, Liquid.....	"	622	3,729	4,930	29,578	...	...	...	...	5,552	33,307
" " Artificial.....	"	...	...	1,267	57,015	...	...	...	...	1,246	56,070
"singlass.....	"	34	1,867	165	9,093	...	...	12	641	187	10,319
Lamp and other Accessories.....	Dozens	...	...	8,833	6,073	...	...	32	32	8,801	6,041
Lead, White.....	Piculs	182	1,817	87	873	...	...	...	...	269	2,690
Leather, Cow.....	"	498	12,454	709	17,725	...	...	...	...	1,207	30,179
" Red, Sole.....	"	18	530	104	3,003	...	...	...	...	122	3,533
Lichees, Dried.....	"	519	4,829	303	2,819	...	...	239	2,225	583	5,423

TABLE No. III.—TRADE IN FOREIGN GOODS.—Imports and Re-exports—Continued.

DESCRIPTION OF GOODS.	Classifier of Quantity.	IMPORTS FROM FOREIGN COUNTRIES AND HONGKONG.		IMPORTS FROM CHINESE PORTS.		RE-EXPORTS TO FOREIGN COUNTRIES AND HONGKONG.		RE-EXPORTS TO CHINESE PORTS.		NET TOTAL IMPORTS.	
		Quantity.	Value.	Quantity.	Value.	Quantity.	Value.	Quantity.	Value.	Quantity.	Value.
			Hk. Ts.		Hk. Ts.		Hk. Ts.		Hk. Ts.		Hk. Ts.
Lung-ngan Pulp.....	Piculs	306	3,393	236	2,624	...	...	130	1,441	412	4,576
Lung-ngans, Dried.....	"	335	2,747	66	544	...	...	...	...	401	3,291
Machinery.....	Value	...	41	...	11,949	...	...	...	100	...	11,890
Mangrove Bark.....	Piculs	25,570	38,355	27,533	41,299	...	...	...	...	53,103	79,654
Matches.....	Gross	3,300	739	307,050	68,780	...	...	...	...	310,350	69,519
Medicines.....	Value	...	14,985	...	9,392	...	...	...	1,929	...	22,448
Mirrors.....	Pieces	...	...	7,897	6,605	...	...	...	...	7,897	6,605
Mushrooms.....	Piculs	23	1,132	262	13,103	...	...	1	61	284	14,174
Mussels, Dried.....	"	92	1,376	569	8,528	...	...	4	61	657	9,843
Needles.....	Mille	...	...	49,720	10,093	...	...	...	...	49,720	10,093
Oil, Engine, Mineral.....	Galls.	...	...	4,560	1,502	...	...	...	...	4,560	1,502
" Kerosene, American.....	"	...	...	1,109,300	218,976	...	...	...	...	1,109,300	218,976
" " Russian.....	"	...	...	88,500	14,939	...	...	5,000	844	83,500	14,095
" " Sumatra.....	"	...	...	1,953,615	327,621	...	...	...	...	1,953,615	327,621
Paper, 1st Quality.....	Piculs	15	437	210	6,014	...	...	...	...	225	6,451
" 2nd ".....	"	...	...	531	5,359	...	...	...	...	531	5,359
" Wadding.....	"	...	...	328	4,761	...	...	1	18	327	4,743
Pepper, Black.....	"	85	1,700	294	5,885	...	...	...	...	379	7,585
" White.....	"	208	10,437	45	1,580	...	...	...	...	343	12,017
Prawns and Shrimps, Dried.....	"	82	1,634	892	17,839	...	...	34	680	940	18,793
Putehuck.....	"	176	2,819	17	275	...	...	26	418	167	2,676
Rattans, Whole.....	"	3,152	18,912	3,186	19,115	...	...	87	522	6,251	37,505
Sago.....	"	151	755	99	837	...	...	...	...	250	1,592
Sandalwood.....	"	47	384	628	5,085	...	...	...	...	675	5,469
" Powder.....	"	124	1,548	22	209	...	...	...	...	146	1,757
Sapanwood.....	"	2,993	7,483	3,257	8,142	...	...	...	...	6,250	15,625
Seaweed, 1st Quality.....	"	350	1,050	5,569	16,706	...	...	...	...	5,919	17,756
" Cut.....	"	177	707	1,052	4,208	...	...	...	...	1,229	4,915
Seed, Lucraban.....	"	229	1,605	52	362	...	...	28	196	253	1,771
Sharks Fins, Clarified.....	"	23	3,237	32	4,496	...	...	6	815	55	6,918
" White.....	"	...	...	56	5,150	...	...	10	967	46	4,183
Silk Noil Yarn.....	"	...	...	434	19,051	...	...	...	...	434	19,051
Soap, Bar.....	"	...	...	3,735	20,917	...	...	3	10	3,732	20,907
" Toilet.....	Dozens	...	...	15,876	4,763	...	...	...	...	15,876	4,763
Socks (Pairs).....	"	...	...	1,100	1,377	...	...	...	...	1,100	1,377
Stores, Household.....	Value	...	2,178	...	740	...	...	...	...	...	2,918
Sugar, Brown.....	Piculs	115,485	461,939	41,050	164,201	...	...	1	5	156,534	626,135
" Candy.....	"	222	1,587	3,164	22,621	...	...	...	...	3,386	24,208
" Canes.....	"	84	84	2,324	2,324	...	...	...	...	2,408	2,408
" Refined.....	"	143,789	769,271	5,268	28,186	...	...	2,700	14,443	146,357	783,014
" White.....	"	14,811	72,571	11,017	53,984	...	...	222	1,087	25,606	125,468
Timber, Beams, Hard-wood.....	Cub. ft.	...	...	3,998	1,731	...	...	...	...	3,998	1,731
" Planks, ".....	"	...	...	8,125	3,347	...	...	...	...	8,125	3,347
" " Soft-wood.....	Sq. feet	...	...	117,667	3,471	...	...	...	...	117,667	3,471
Tinder.....	Piculs	279	2,312	530	4,396	...	...	...	...	809	6,708
Tobacco, Stalk.....	"	2,482	7,452	...	...	...	...	...	...	2,482	7,452
Turmeric.....	"	470	1,904	879	3,561	...	...	52	209	1,297	5,256
Umbrellas, Cotton.....	Pieces	...	...	63,252	37,951	...	...	420	252	62,832	37,699
Vermilion.....	Piculs	109	8,745	14	1,104	...	...	...	...	123	9,849
Wines and Spirits.....	Value	...	...	...	1,534	...	...	...	...	...	1,534
Wood, Camagon.....	Piculs	...	...	15,307	48,982	...	...	...	...	15,307	48,982
" Ebony.....	"	...	...	1,619	6,476	...	...	...	...	1,619	6,476
" Para.....	"	...	...	781	1,836	...	...	...	...	781	1,836
" Red and Rose.....	"	193	774	7,898	31,592	...	...	...	...	8,091	32,366
" Scale-stick.....	Pieces	...	...	11,890	1,783	...	...	...	...	11,890	1,783
" Shavings.....	Piculs	233	4,650	304	6,086	...	...	...	...	537	10,736
Worm Tablets, in Bottles.....	Dozens	...	...	1,281	935	...	...	...	...	1,281	935
Sundries, Unenumerated.....	Value	...	15,806	...	39,217	...	...	...	1,622	...	53,401
<b>TOTAL.....</b>	<b>Hk. Ts.</b>		<b>2,739,217</b>		<b>7,668,959</b>				<b>64,519</b>		<b>10,343,657</b>

## SUMMARY.

IMPORTS from Great Britain .....	<i>Hk. Ts</i>	2,644
"    "    Hongkong .....	"	2,230,730
"    "    Singapore and Straits .....	"	12,487
"    "    United States of America .....	"	1,894
"    "    Philippine Islands .....	"	348,015
"    "    Continent of Europe, Russia excepted...	"	940
"    "    Japan .....	"	68,460
"    "    Taiwan-fu .....	"	74,047
Total from Foreign Countries.....	<i>Hk. Ts</i>	2,739,217
Imports from Chinese Ports.....	"	7,668,959
TOTAL FOREIGN IMPORTS.....	<i>Hk. Ts</i>	10,408,176
RE-EXPORTS to Newchwang .....	<i>Hk. Ts</i>	143
"    "    Hankow .....	"	2,381
"    "    Kiukiang.....	"	842
"    "    Shanghai.....	"	39,291
"    "    Wenchow .....	"	21,848
"    "    Amoy.....	"	14
Total to Chinese Ports.....	<i>Hk. Ts</i>	64,519
TOTAL FOREIGN RE-EXPORTS.....	<i>Hk. Ts</i>	64,519
NET TOTAL FOREIGN IMPORTS.....	<i>Hk. Ts</i>	10,343,657

TABLE No. IV.—TRADE IN NATIVE PRODUCE.—Imports and Re-exports.

DESCRIPTION OF GOODS.	Classifier of Quantity.	IMPORTS FROM CHINESE PORTS.		RE-EXPORTS TO CHINESE PORTS.		RE-EXPORTS TO FOREIGN COUNTRIES AND HONGKONG.		NET TOTAL IMPORTS.	
		Quantity.	Value.	Quantity.	Value.	Quantity.	Value.	Quantity.	Value.
<b>COTTON GOODS.*</b>									
Shirtings, Grey, Hupeh.....	Pieces	2,800	7,345	...	...	...	...	2,800	7,345
"    "    Shanghai.....	"	5,420	13,209	...	...	...	...	5,420	13,209
Sheetings, Shanghai.....	"	4,390	12,125	...	...	...	...	4,390	12,125
Drills, Shanghai.....	"	585	1,510	...	...	...	...	585	1,510
Cotton Yarn, Shanghai.....	Piculs	4,102	90,782	31	685	...	...	4,071	90,097
<b>SUNDRIES.</b>									
Almonds, Bitter.....	Piculs	573	8,020	4	288	...	...	569	7,732
"    Sweet.....	"	356	9,112	18	462	...	...	338	8,650
Alum, Green.....	"	3,614	3,686	...	...	...	...	3,614	3,686
Beans, White and Yellow.....	"	6,495	8,119	...	...	...	...	6,495	8,119
"    Green.....	"	9,893	12,366	...	...	...	...	9,893	12,366
"    Miscellaneous.....	"	1,385	1,731	...	...	...	...	1,385	1,731
Bones, Cow.....	"	22,965	21,616	...	...	...	...	22,965	21,616
"    Tiger.....	"	174	19,579	16	1,842	...	...	158	17,737
Books, Printed.....	"	104	1,934	...	...	...	...	104	1,934
Brassware.....	"	43	1,324	...	...	...	...	43	1,324
Buttons, Brass.....	"	57	4,608	...	...	...	...	57	4,608
Cabbages, Preserved.....	"	165	1,545	...	...	...	...	165	1,545
Canes, Bamboo.....	Pieces	236,000	8,520	...	...	...	...	236,000	8,520
Cardamoms, Inferior.....	Piculs	23	1,736	...	...	...	...	23	1,736
Cassia Buds.....	"	60	1,475	...	...	...	...	60	1,475
"    Lignea.....	"	97	3,120	17	556	...	...	80	2,564
"    Twigs.....	"	321	2,790	70	608	...	...	251	2,182
China-root.....	"	1,521	30,233	63	1,246	...	...	1,458	28,987
Chowchow.....	"	46	1,183	...	...	...	...	46	1,183
Cinnabar.....	"	65	4,317	19	1,278	...	...	46	3,039
Cinnamon.....	"	82	11,331	13	1,800	...	...	69	9,531
Coal.....	Tons	2,725	25,070	...	...	...	...	2,725	25,070
Cockles.....	Piculs	3,126	5,217	...	...	...	...	3,126	5,217
Coir and Coirware.....	"	817	2,352	177	511	...	...	640	1,841
Compo.....	"	97	2,895	...	...	...	...	97	2,895
Cotton, Raw.....	"	1,458	19,242	...	...	...	...	1,458	19,242
Cow Bezoar.....	Catties	6	1,013	...	...	...	...	6	1,013
Dates, Red.....	Piculs	1,548	4,954	12	38	...	...	1,536	4,916
Earth, ".....	"	2,213	2,834	...	...	...	...	2,213	2,834
Fire-crackers and Fireworks.....	"	701	5,373	...	...	...	...	701	5,373
Fish, Dried and Salt.....	"	2,127	18,612	31	272	...	...	2,096	18,340
"    Maws.....	"	83	6,849	36	2,955	...	...	47	3,894
Flour, Native.....	"	9,448	35,876	...	...	...	...	9,448	35,876
Fruits, Fresh, Unclassed.....	"	5,318	6,512	...	...	...	...	5,318	6,512
Fungus.....	"	2,328	66,808	428	12,278	13	364	1,887	54,166
Glass or Vitrified Ware.....	"	74	1,962	...	...	...	...	74	1,962
Glue, Cow.....	"	383	7,068	...	...	...	...	383	7,068
Grasscloth, Fine.....	"	94	6,121	3	198	...	...	91	5,923
Ground-nuts.....	"	1,333	4,533	...	...	...	...	1,333	4,533
Gypsum.....	"	21,990	11,215	...	...	...	...	21,990	11,215
Hemp.....	"	30,746	240,126	4,032	31,494	...	...	26,714	208,632
"    Sacking.....	Pieces	33,650	2,473	500	37	...	...	33,150	2,436
Hides, Ass.....	Piculs	887	32,392	69	1,431	...	...	818	30,961
"    Cow and Buffalo.....	"	492	8,217	...	...	...	...	492	8,217
Horns, Chamois.....	"	14	3,168	2	774	...	...	12	2,394
"    Deer, Old.....	"	87	16,380	2	325	...	...	85	16,055
Indigo, Dried.....	"	528	13,739	...	...	...	...	528	13,739
"    Liquid.....	"	5,860	37,152	...	...	...	...	5,860	37,152
Iron Pans and Pots.....	"	303	1,243	...	...	...	...	303	1,243
Ironware.....	"	1,614	6,495	...	...	...	...	1,614	6,495

\* Steam Factory products.

TABLE No. IV.—TRADE IN NATIVE PRODUCE.—Imports and Re-exports—Continued.

DESCRIPTION OF GOODS.	Classifier of Quantity.	IMPORTS FROM CHINESE PORTS.		RE-EXPORTS TO CHINESE PORTS.		RE-EXPORTS TO FOREIGN COUNTRIES AND HONGKONG.		NET TOTAL IMPORTS.	
		Quantity.	Value.	Quantity.	Value.	Quantity.	Value.	Quantity.	Value.
Ivoryware.....	<i>Piculs</i>	8	Hk. \$s 8,559	...	...	...	...	8	8,559
Lead.....	"	342	1,732	...	...	...	...	342	1,732
"  White.....	"	242	2,610	...	...	...	...	242	2,610
"  Yellow.....	"	223	2,409	...	...	...	...	223	2,409
Leather.....	"	568	17,333	34	1,306	...	...	534	16,027
"  Gilt, and Parchment.....	<i>Pieces</i>	15,805	3,570	...	...	...	...	15,805	3,570
"  Sheep.....	<i>Piculs</i>	112	5,215	...	...	...	...	112	5,215
Lichees, Dried.....	"	943	6,618	456	3,208	...	...	487	3,410
Lily Flowers, Dried.....	"	2,113	11,264	5	26	...	...	2,108	11,238
Liquorice.....	"	1,447	26,047	151	2,717	...	...	1,296	23,330
Lung-ngans, Dried.....	"	1,746	19,906	1,445	16,470	...	...	301	3,436
Manure-cake.....	"	1,425	3,862	...	...	...	...	1,425	3,862
Mats, Bamboo and Rattan.....	<i>Pieces</i>	4,516	2,195	...	...	...	...	4,516	2,195
Medicines.....	<i>Value</i>	...	417,030	...	80,294	...	...	...	336,736
Musk.....	<i>Taels</i>	3,458	53,668	48	745	...	...	3,410	52,923
Oil, Sesamum Seed.....	<i>Piculs</i>	12,426	111,837	44	400	...	...	12,382	111,437
"  Tea.....	"	749	6,559	...	...	...	...	749	6,559
"  Wood.....	"	23,291	156,048	...	...	...	...	23,291	156,048
Olives.....	"	1,573	7,394	...	...	...	...	1,573	7,394
Opium, Native, Szechwan.....	"	211	64,242	...	...	...	...	211	64,242
"  "  Yunnan.....	<i>Catties</i>	10	27	...	...	...	...	10	27
Paddy.....	<i>Piculs</i>	1,905	2,114	...	...	...	...	1,905	2,114
Paper, 1st Quality.....	"	347	6,236	...	...	...	...	347	6,236
"  2nd.....	"	310	2,192	7	49	...	...	303	2,143
Peel, Orange.....	"	1,058	19,376	140	2,566	...	...	918	16,810
Potash.....	"	1,563	4,807	...	...	...	...	1,563	4,807
Prawns and Shrimps, Dried.....	"	797	14,553	11	194	...	...	786	14,359
Preserves.....	"	193	2,061	...	...	...	...	193	2,061
Rhubarb.....	"	512	23,212	192	8,715	...	...	320	14,497
Rice.....	"	98,311	219,234	...	...	...	...	98,311	219,234
"  Red.....	"	261	2,785	...	...	...	...	261	2,785
Sanshu.....	"	1,141	1,962	2	4	...	...	1,139	1,958
Seed, Lily Flower, or Lotus-nuts.....	"	9,686	216,183	24	526	...	...	9,662	215,657
"  Melon.....	"	5,545	20,130	18	67	...	...	5,527	20,063
"  Sesamum.....	"	19,711	66,229	74	250	...	...	19,637	65,979
"  Vegetable.....	"	3,618	7,415	...	...	...	...	3,618	7,415
Sharks Fins, White.....	"	27	2,482	...	...	...	...	27	2,482
Silk, Raw.....	"	6	2,118	...	...	...	...	6	2,118
"  Piece Goods.....	"	268	128,011	1	310	...	...	267	127,701
"  Pongees, Szechwan.....	"	8	1,684	...	...	...	...	8	1,684
"  Ribbons.....	"	7	2,668	...	...	...	...	7	2,668
Skin (Fur) Clothing, Sheep.....	<i>Pieces</i>	1,097	1,584	...	...	...	...	1,097	1,584
Skins (Furs), Goat.....	"	17,430	4,115	...	...	...	...	17,430	4,115
"  "  Lamb.....	"	158,667	19,280	11,405	1,349	...	...	147,262	17,931
"  "  Sheep.....	"	9,930	3,753	...	...	...	...	9,930	3,753
Sugar, Brown.....	<i>Piculs</i>	4,701	16,969	...	...	...	...	4,701	16,969
"  Candy.....	"	5,909	46,680	...	...	...	...	5,909	46,680
"  Canes.....	"	1,666	1,665	...	...	...	...	1,666	1,665
"  White.....	"	1,133	5,055	...	...	...	...	1,133	5,055
Tallow, Vegetable.....	"	13,232	64,045	327	1,584	...	...	12,905	62,461
Timber, Planks, Soft-wood.....	<i>Pieces</i>	1,194	2,149	...	...	...	...	1,194	2,149
Tin Compound.....	<i>Piculs</i>	1,728	35,406	...	...	...	...	1,728	35,406
"  Yunnan.....	"	55	1,255	...	...	...	...	55	1,255
Tobacco, Leaf.....	"	9,945	49,525	101	503	...	...	9,844	49,022
"  Prepared.....	"	6,980	144,761	57	1,183	...	...	6,923	143,578
"  Stalk.....	"	3,588	7,220	...	...	...	...	3,588	7,220
Turmeric.....	"	963	3,042	...	...	...	...	963	3,042
Turnips, Dried and Salted.....	"	177	1,123	...	...	...	...	177	1,123
Varnish.....	"	1,227	39,386	6	185	...	...	1,221	39,201
Vegetable Cake.....	"	3,663	2,565	...	...	...	...	3,663	2,565

TABLE No. IV.—TRADE IN NATIVE PRODUCE.—Imports and Re-exports—Continued.

DESCRIPTION OF GOODS.	Classifier of Quantity.	IMPORTS FROM CHINESE PORTS.		RE-EXPORTS TO CHINESE PORTS.		RE-EXPORTS TO FOREIGN COUNTRIES AND HONGKONG.		NET TOTAL IMPORTS.	
		Quantity.	Value.	Quantity.	Value.	Quantity.	Value.	Quantity.	Value.
Vermicelli and Macaroni.....	<i>Piculs</i>	2,109	<i>Hk. Tls</i> 7,000	...	<i>Hk. Tls</i> ...	...	<i>Hk. Tls</i> ...	2,109	<i>Hk. Tls</i> 7,000
Vermilion.....	"	88	6,309	1	43	...	...	87	6,266
Walnut Pulp.....	"	248	2,040	...	...	...	...	248	2,040
Walnuts.....	"	955	4,092	...	...	...	...	955	4,092
Wax, White.....	"	1,350	65,872	96	4,694	...	...	1,254	61,178
Sundries, Unenumerated.....	<i>Value</i>	...	54,604	...	2,835	...	...	...	51,769
<b>TOTAL.....</b>	<i>Hk. Tls</i>	.....	3,142,279	.....	189,301	.....	364	.....	2,952,614

## SUMMARY.

IMPORTS from Newchwang.....	<i>Hk. Tls</i>	7,091	
" " Chinwangtao.....	"	21,160	
" " Tientsin.....	"	84,039	
" " Chefoo.....	"	21,837	
" " Kiaochow.....	"	7,600	
" " Ichang.....	"	2,117	
" " Hankow.....	"	1,664,857	
" " Kiukiang.....	"	28,428	
" " Wuhu.....	"	4,906	
" " Nanking.....	"	94,353	
" " Chinkiang.....	"	4,501	
" " Shanghai.....	"	867,212	
" " Soochow.....	"	165	
" " Hangchow.....	"	2,379	
" " Wenchow.....	"	36,329	
" " Foochow.....	"	11,471	
" " Amoy.....	"	62,055	
" " Swatow.....	"	29,928	
" " Canton.....	"	191,851	
Total from Chinese Ports.....	<i>Hk. Tls</i>	3,142,279	
<b>TOTAL NATIVE IMPORTS.....</b>	<i>Hk. Tls</i>	<b>3,142,279</b>	
RE-EXPORTS to Newchwang.....	<i>Hk. Tls</i>	1,558	
" " Tientsin.....	"	630	
" " Chefoo.....	"	1,266	
" " Changsha.....	"	98	
" " Hankow.....	"	5,339	
" " Kiukiang.....	"	159	
" " Wuhu.....	"	395	
" " Nanking.....	"	249	
" " Chinkiang.....	"	2,889	
" " Shanghai.....	"	110,404	
" " Wenchow.....	"	57,091	
" " Foochow.....	"	1,707	
" " Amoy.....	"	7,153	
" " Swatow.....	"	11	
" " Canton.....	"	262	
Total to Chinese Ports.....	<i>Hk. Tls</i>	189,301	
RE-EXPORTS to Hongkong.....	<i>Hk. Tls</i>	364	
Total to Foreign Countries.....	<i>Hk. Tls</i>	364	
<b>TOTAL NATIVE RE-EXPORTS.....</b>	<i>Hk. Tls</i>	<b>189,665</b>	
<b>NET TOTAL NATIVE IMPORTS.....</b>	<i>Hk. Tls</i>	<b>2,952,614</b>	



TABLE No. V.—TRADE IN NATIVE PRODUCE.—Exports and Re-exports.

DESCRIPTION OF GOODS.	Classifier of Quantity.	EXPORTS TO FOREIGN COUNTRIES.		EXPORTS TO HONGKONG.		EXPORTS TO CHINESE PORTS.		TOTAL RE-EXPORTS TO FOREIGN COUNTRIES, HONGKONG, AND CHINESE PORTS.		TOTAL EXPORTS (including Re-exports).	
		Quantity.	Value.	Quantity.	Value.	Quantity.	Value.	Quantity.	Value.	Quantity.	Value.
COTTON GOODS.*											
Cotton Yarn, Shanghai.....	Piculs	...	Hk. Tls	...	Hk. Tls	...	Hk. Tls	31	685	31	685
"    "    Ningpo.....	"	...	...	...	...	570	16,567	...	...	570	16,567
"    "    Refuse.....	"	...	...	...	...	616	6,104	...	...	616	6,104
SUNDRIES.											
Almonds, Bitter.....	Piculs	...	...	...	...	32	480	4	288	36	768
"    Sweet.....	"	...	...	...	...	...	...	18	462	18	462
Alum, White.....	"	...	...	388	427	69,624	76,587	...	...	70,012	77,014
Bags, Gunny.....	Pieces	...	...	...	...	50,100	4,529	...	...	50,100	4,529
Bamboo Brooms.....	"	...	...	...	...	233,740	3,164	...	...	233,740	3,164
"    Shoots.....	Piculs	...	...	...	...	4,986	12,159	...	...	4,986	12,159
"    Split, Leaf, etc.....	"	...	...	...	...	3,505	5,105	...	...	3,505	5,105
Beancurd.....	"	...	...	520	1,561	23,929	81,137	...	...	24,449	82,698
Bones, Tiger.....	"	...	...	...	...	11	1,434	16	1,842	27	3,276
Brass Gongs, Old.....	"	...	...	...	...	97	2,202	...	...	97	2,202
Buttons, Silk.....	Pieces	...	...	...	...	60,870	1,375	...	...	60,870	1,375
Cassia Ligna.....	Piculs	...	...	...	...	...	...	17	556	17	556
"    Twigs.....	"	...	...	...	...	...	...	70	608	70	608
Chaff Powder.....	"	...	...	...	...	10,281	9,296	...	...	10,281	9,296
China-root.....	"	...	...	...	...	200	719	63	1,246	263	1,965
Cinnabar.....	"	...	...	...	...	1	42	19	1,278	20	1,320
Cinnamon.....	"	...	...	...	...	1	97	13	1,800	14	1,897
Clams, Dried.....	"	...	...	...	...	53	1,500	...	...	53	1,500
Cloth, Native (Nankeens).....	"	...	...	...	...	163	6,690	...	...	163	6,690
Coir or Coirware.....	"	...	...	...	...	...	...	177	511	177	511
Cotton Cloths, Fancy.....	Pieces	...	...	...	...	21,004	42,746	...	...	21,004	42,746
"    Rags.....	Piculs	...	...	...	...	3,693	5,354	...	...	3,693	5,354
"    Raw.....	"	...	...	332	5,318	123,739	1,967,191	...	...	124,071	1,972,509
"    Wadding.....	"	...	...	...	...	3,242	8,252	...	...	3,242	8,252
"    Waste.....	"	...	...	...	...	298	1,719	...	...	298	1,719
Cushions, Rush.....	Pieces	...	...	...	...	85,880	1,282	...	...	85,880	1,282
Cuttle-fish.....	Piculs	...	...	...	...	3,177	48,612	...	...	3,177	48,612
Dates, Red.....	"	...	...	...	...	427	1,667	12	38	439	1,705
Deer, Live.....	No.	...	...	...	...	24	2,172	...	...	24	2,172
Eggs, Preserved.....	Pieces	...	...	...	...	276,380	3,621	...	...	276,380	2,621
Fans, Paper.....	"	...	...	...	...	2,189,828	131,392	...	...	2,189,828	131,392
"    Fancy.....	"	...	...	...	...	36,954	4,015	...	...	36,954	4,015
Feathers, Duck, Fowl, etc.....	Piculs	...	...	...	...	2,047	30,213	...	...	2,047	30,213
Firewood.....	"	...	...	...	...	34,490	29,662	...	...	34,490	29,662
Fish, Dried and Salt.....	"	...	...	...	...	7,084	77,922	31	272	7,115	78,194
"    Glue.....	"	...	...	...	...	1,256	99,891	...	...	1,256	99,891
"    Heads.....	"	...	...	...	...	101	2,684	...	...	101	2,684
"    Maws.....	"	...	...	...	...	1,120	109,763	36	2,955	1,156	112,718
Fruits, Fresh, Unclassed.....	"	...	...	...	...	328	1,310	...	...	328	1,310
Fungus.....	"	...	...	...	...	18	629	441	12,642	459	13,271
Furniture.....	Pieces	...	...	...	...	24,790	56,185	...	...	24,790	56,185
Garlic.....	Piculs	...	...	...	...	636	1,834	...	...	636	1,834
Grasscloth, Fine.....	"	...	...	...	...	...	...	3	198	3	198
Ground-nuts.....	"	...	...	...	...	1,227	5,029	...	...	1,227	5,029
Hair, Goat.....	"	...	...	...	...	169	1,627	...	...	169	1,627
"    Human.....	"	...	...	...	...	96	2,743	...	...	96	2,743
Hams.....	"	...	...	...	...	188	3,250	...	...	188	3,250
Hats, Rush, Native.....	Pieces	...	...	...	...	15,600	255	...	...	15,600	255
"    "    1 Braid, Plain.....	"	...	...	...	...	1,167,744	16,042	...	...	1,167,744	16,042
"    "    2    "    ".....	"	...	...	...	...	7,800	132	...	...	7,800	132
"    "    3    "    ".....	"	...	...	...	...	656,400	4,568	...	...	656,400	4,568
"    Wood-shaving.....	"	...	...	...	...	278,022	9,051	...	...	278,022	9,051
Hemp.....	Piculs	...	...	...	...	...	...	4,032	31,494	4,032	31,494

\* Steam Factory products.

TABLE No. V.—TRADE IN NATIVE PRODUCE.—Exports and Re-exports—Continued.

DESCRIPTION OF GOODS.	Classifier of Quantity.	EXPORTS TO FOREIGN COUNTRIES.		EXPORTS TO HONGKONG.		EXPORTS TO CHINESE PORTS.		TOTAL RE-EXPORTS TO FOREIGN COUNTRIES, HONGKONG, AND CHINESE PORTS.		TOTAL EXPORTS (including Re-exports).	
		Quantity.	Value.	Quantity.	Value.	Quantity.	Value.	Quantity.	Value.	Quantity.	Value.
Hemp Sacking.....	Pieces	...	Hk. \$s	...	Hk. \$s	...	Hk. \$s	500	37	500	37
" Skin.....	Piculs	...	...	...	...	493	2,785	...	...	493	2,785
Hides, Ass.....	"	...	...	...	...	...	...	69	1,431	69	1,431
" Cow and Buffalo.....	"	...	...	...	...	4,383	90,081	...	...	4,383	90,081
Honey.....	"	...	...	...	...	102	1,431	...	...	102	1,431
Horns, Chamois.....	"	...	...	...	...	...	...	2	774	2	774
" Deer, Old.....	"	...	...	...	...	...	...	2	325	2	325
Joss-stick Powder.....	"	...	...	...	...	2,299	5,247	...	...	2,299	5,247
Leather.....	"	...	...	...	...	10	327	34	1,306	44	1,633
Lichees, Dried.....	"	...	...	...	...	12	101	456	3,208	468	3,309
Lily Flowers, Dried.....	"	...	...	...	...	...	...	5	26	5	26
Liquorice.....	"	...	...	...	...	531	11,266	151	2,717	682	13,983
Lung-ngan Pulp.....	"	...	...	...	...	58	978	32	457	90	1,435
Lung-ngans, Dried.....	"	...	...	...	...	751	10,518	1,445	16,470	2,196	26,988
Machinery.....	Value	...	...	...	...	...	1,750	...	...	...	1,750
Mats, Rush.....	Pieces	...	...	34,372	3,884	2,531,846	286,172	...	...	2,566,218	290,056
Matting.....	Rolls	...	...	...	...	5,818	19,781	...	...	5,818	19,781
Medicines.....	Value	...	...	...	12,885	...	470,616	...	80,294	...	563,795
Musk.....	Taels	...	...	...	...	700	13,722	48	745	748	14,467
Mussels, Dried.....	Piculs	...	...	...	...	411	6,984	...	...	411	6,984
Nutgalls.....	"	...	...	...	...	50	1,792	...	...	50	1,792
Oil, Ground-nut.....	"	...	...	...	...	5,529	56,951	...	...	5,529	56,951
" Sesamum Seed.....	"	...	...	...	...	9	105	44	400	53	505
Paper, 1st Quality.....	"	...	...	...	...	161	3,597	...	...	161	3,597
" 2nd ".....	"	...	...	...	...	1,221	11,017	7	49	1,228	11,066
" Joss.....	"	...	...	...	...	6,920	216,312	...	...	6,920	216,312
" Tinsel, Black.....	"	...	...	...	...	16	1,480	...	...	16	1,480
Peel, Orange.....	"	...	...	...	...	48	1,056	140	2,566	188	3,622
Pipes, White Metal.....	"	...	...	...	...	375	24,761	...	...	375	24,761
Pipe-stems, Camagon-wood.....	"	...	...	...	...	208	9,168	...	...	208	9,168
Pottery or Earthenware.....	"	...	...	...	...	273	1,502	...	...	273	1,502
Prawns and Shrimps, Dried.....	"	...	...	...	...	144	3,164	11	194	155	3,358
Rhubarb.....	"	...	...	...	...	...	...	192	8,715	192	8,715
Saltpetre.....	"	...	...	...	...	330	4,455	...	...	330	4,455
Sanshu.....	"	...	...	...	...	8,244	18,971	2	4	8,246	18,975
Sea Blubber.....	"	...	...	45	154	2,815	9,542	...	...	2,860	9,696
Seaweed and Agar-agar.....	"	...	...	...	...	263	1,107	...	...	263	1,107
Seed, Sesamum.....	"	...	...	...	...	89	373	74	250	163	623
" Lily Flower, or Lotus-nuts.....	"	...	...	14	383	489	13,191	24	526	527	14,100
" Melon.....	"	...	...	...	...	536	2,359	18	67	554	2,426
Sharks Fins, White.....	"	...	...	...	...	168	18,449	...	...	168	18,449
Shoes and Boots, Silk and Cotton.....	Pairs	...	...	...	...	7,314	4,389	...	...	7,314	4,389
Silk, Raw.....	Piculs	...	...	...	...	1	315	...	...	1	315
" Refuse.....	"	...	...	...	...	18	964	...	...	18	964
" Cocoons.....	"	...	...	...	...	11	947	...	...	11	947
" Piece Goods.....	"	...	...	...	...	376	217,783	1	310	377	218,093
Skin (Fur) Clothing, Various.....	Pieces	...	...	...	...	4,000	1,356	...	...	4,000	1,356
Skins (Furs), Cats.....	"	...	...	...	...	8,132	2,632	...	...	8,132	2,632
" Doe.....	"	...	...	...	...	11,102	2,997	...	...	11,102	2,997
" Lamb.....	"	...	...	...	...	...	...	11,405	1,349	11,405	1,349
" Land-otter.....	"	...	...	...	...	2,189	2,408	...	...	2,189	2,408
" Leopard.....	"	...	...	...	...	181	3,077	...	...	181	3,077
" Raccoon.....	"	...	...	...	...	8,795	5,629	...	...	8,795	5,629
Snakes, Dried.....	"	...	...	376	149	10,208	3,813	...	...	10,584	3,962
Stone Slabs.....	"	...	...	...	...	35,254	17,205	...	...	35,254	17,205
Tallow, Animal.....	Piculs	...	...	...	...	340	2,380	...	...	340	2,380
" Vegetable.....	"	...	...	...	...	...	...	327	1,584	327	1,584
Tea, Green, Pingsuey.....	"	...	...	...	...	98,172	3,406,562	...	...	98,172	3,406,562
" Leaf.....	"	...	...	...	...	144	2,012	...	...	144	2,012

TABLE NO. V.—TRADE IN NATIVE PRODUCE.—Exports and Re-exports—Continued.

DESCRIPTION OF GOODS.	Classifier of Quantity.	EXPORTS TO FOREIGN COUNTRIES.		EXPORTS TO HONGKONG		EXPORTS TO CHINESE PORTS.		TOTAL RE-EXPORTS TO FOREIGN COUNTRIES, HONGKONG, AND CHINESE PORTS.		TOTAL EXPORTS (including Re-exports).	
		Quantity.	Value.	Quantity.	Value.	Quantity.	Value.	Quantity.	Value.	Quantity.	Value.
			<i>Hk. Ts</i>		<i>Hk. Ts</i>		<i>Hk. Ts</i>		<i>Hk. Ts</i>		<i>Hk. Ts</i>
Tinplates, Old.....	<i>Piculs</i>	...	...	...	...	558	2,580	...	...	558	2,580
Tobacco, Leaf.....	"	...	...	...	...	326	1,956	101	503	427	2,459
" Prepared.....	"	...	...	...	...	2	60	57	1,183	59	1,243
Umbrellas, Paper.....	<i>Pieces</i>	...	...	...	...	131,486	11,247	...	...	131,486	11,247
Varnish.....	<i>Piculs</i>	...	...	...	...	18	700	6	185	24	885
Vermilion.....	"	...	...	...	...	...	...	1	43	1	43
Vegetables, Dried and Salted..	"	...	...	...	...	4,418	9,036	...	...	4,418	9,036
Wax, White.....	"	...	...	...	...	...	...	96	4,694	96	4,694
" Yellow.....	"	...	...	...	...	19	722	...	...	19	722
Woodware (Carved).....	<i>Value</i>	...	...	...	...	...	2,719	...	...	...	2,719
Wood, Poles.....	<i>Pieces</i>	...	...	...	...	18,310	10,437	...	...	18,310	10,437
Wool, Sheep's.....	<i>Piculs</i>	...	...	...	...	614	6,752	...	...	614	6,752
Sundries, Unenumerated.....	<i>Value</i>	...	...	...	115	...	35,476	...	2,378	...	37,969
TOTAL.....	<i>Hk. Ts</i>	...	...	...	24,876	...	7,976,265	...	189,665	...	8,190,806

## SUMMARY.

To—	EXPORTS.		RE-EXPORTS.		TOTAL EXPORTS AND RE-EXPORTS.	
	<i>Hk. Ts</i>	<i>Hk. Ts</i>	<i>Hk. Ts</i>	<i>Hk. Ts</i>	<i>Hk. Ts</i>	<i>Hk. Ts</i>
Hongkong.....	24,876		364		25,240	
Total to Foreign Countries.....		24,876		364		25,240
Newchwang.....	29,202		1,558		30,760	
Tientsin.....	98,346		630		98,976	
Chefoo.....	20,726		1,266		21,992	
Kiaochow.....	1,968		...		1,968	
Ichang.....	11,477		...		11,477	
Shasi.....	11,074		...		11,074	
Changsha.....	926		98		1,024	
Hankow.....	462,686		5,339		468,025	
Kiukiang.....	20,084		159		20,243	
Wuhu.....	55,719		395		56,114	
Nanking.....	7,059		249		7,308	
Chinkiang.....	170,838		2,889		173,727	
Shanghai.....	6,573,067		110,494		6,683,561	
Wenchow.....	38,599		57,091		95,690	
Foochow.....	7,621		1,707		9,328	
Amoy.....	121,127		7,153		128,280	
Swatow.....	20,192		11		20,203	
Canton.....	325,554		262		325,816	
Total to Chinese Ports.....		7,976,265		189,301		8,165,566
GRAND TOTAL.....		8,001,141		189,665		8,190,806

TABLE No. VI.—TRANSIT TRADE.

a.—Table showing the Destinations of the various Goods forwarded under Transit Passes to the Interior during the Year 1904.

DESCRIPTION OF GOODS.	Classifier of Quantity.	CHEKKIANG.		ANHWEI.		KIANGSI.		TOTAL.	
		Quantity.	Value.	Quantity.	Value.	Quantity.	Value.	Quantity.	Value.
COTTON GOODS.			Hk. <i>fts</i>		Hk. <i>fts</i>		Hk. <i>fts</i>		Hk. <i>fts</i>
Shirtings, Grey, Plain:—									
7 lb. and under, English	Pieces	4,230	7,191	70	119	...	...	4,300	7,310
Over 7 lb. and not over 9 lb., English	"	22,723	54,535	677	1,624	...	...	23,400	56,159
Over 9 lb. and not over 11 lb., "	"	31,950	97,447	726	2,214	4	12	32,680	99,673
Over 11 lb., English	"	14,698	51,443	197	690	...	...	14,895	52,133
Sheetings, Grey, Plain:—									
Over 9 lb. and not over 11 lb., American	Pieces	499	1,447	278	806	...	...	777	2,253
Over " 11 lb., American	"	2	7	...	...	...	...	2	7
" English	"	22,580	80,159	...	...	...	...	22,580	80,159
" Indian	"	470	1,575	60	54	...	...	530	1,629
" Japanese	"	538	1,506	40	112	...	...	578	1,618
Shirtings, White, Plain, English	"	10,327	26,334	285	727	...	...	10,612	27,061
White Irishes	"	3,652	14,243	304	1,185	...	...	3,956	15,428
Drills, 12½ lb. and under, American	"	1,572	6,367	23	93	...	...	1,595	6,460
" over 12½ lb., American	"	605	2,148	3	11	...	...	608	2,159
Jeans, 30 yards, American	"	5,594	21,817	110	429	...	...	5,704	22,246
" " Dutch	"	83	237	...	...	...	...	83	237
" " English	"	35	86	...	...	...	...	35	86
T-Cloths, 32 inches by 24 yards, English	"	706	1,906	15	40	...	...	721	1,946
" " Japanese	"	6,100	11,512	20	38	...	...	6,120	11,550
" " 36 inches by 24 yards, English	"	689	999	...	...	...	...	689	999
Lawns, White, 12 yards	"	16,660	39,984	319	765	...	...	16,979	40,749
Muslins, "	"	56	53	...	...	...	...	56	53
Printed Cottons:—									
Printed Chintzes, not exceeding 30 yards	Pieces	221	265	15	18	...	...	236	283
Dyed Cottons:—									
Cotton Italians, Plain, Fast Black	Pieces	1,657	3,345	114	226	...	...	1,771	3,571
" Lastings, Plain	"	2,501	13,630	61	332	...	...	2,562	13,962
" Reps and Ribs, Figured	"	2,037	8,352	91	373	...	...	2,128	8,725
Dyed Turkey Red Cambrics, 25 yards	"	144	720	3	15	...	...	147	735
" Shirtings, "	"	49	115	...	...	...	...	49	115
Cotton Spanish Stripes, 64 inches	"	165	404	6	14	...	...	171	418
" Flannel, Plain, Dyed, and Printed, American, 30 yards	"	62	273	1	4	...	...	63	277
" " Plain, Dyed, and Printed, Japanese, 30 yards	"	2,681	8,920	45	166	...	...	2,726	9,086
Crimp Cloth	Yards	41	129	...	...	...	...	41	129
Cotton Ticks	"	240	24	...	...	...	...	240	24
Velvets and Velveteens, Plain, 22 inches	"	220	33	...	...	...	...	220	33
Velvet Cords and Corduroys, Dyed	"	19,303	3,861	2,380	476	...	...	21,683	4,337
Cotton Handkerchiefs, Plain, Dyed, and Printed	Dozens	61	21	...	...	...	...	61	21
" Goods, Unclassed	Pieces	796	358	63	28	...	...	859	386
" Yarn, Grey and Bleached, Indian	Piculs	148	670	16	64	...	...	164	734
" " " " Japanese	"	1,393	35,382	3	76	...	...	1,396	35,458
" " " " "	"	1,447	35,596	...	...	...	...	1,447	35,596

## a.—Destinations of the various Goods forwarded under Transit Passes to the Interior—Continued.

DESCRIPTION OF GOODS.	Classifier of Quantity.	CHEH KIANG.		ANHWEI.		KIANGSI.		TOTAL.	
		Quantity.	Value.	Quantity.	Value.	Quantity.	Value.	Quantity.	Value.
<b>WOOLLEN GOODS.</b>									
			<i>Hk. Ts.</i>		<i>Hk. Ts.</i>		<i>Hk. Ts.</i>		<i>Hk. Ts.</i>
Camlets, English.....	Pieces	206	2,348	1	11	...	...	207	2,359
Cloth, Broad, Medium, and Habit.....	Yards	1,752	2,628	...	...	...	...	1,752	2,628
Lastings, Plain, Figured, and Crèped.....	Pieces	51	474	2	19	...	...	53	493
Long Ells.....	"	12	64	1	5	...	...	13	69
Spanish Stripes.....	Yards	3,205	1,923	25	15	...	...	3,230	1,938
<b>MISCELLANEOUS PIECE GOODS.</b>									
Plushes and Velvets:—									
Silk Seal (with Cotton back).....	Catties	70	168	13	31	...	...	83	199
Silk Piece Goods, Mixtures, Brocaded.....	"	2	9	14	64	...	...	16	73
<b>METALS.</b>									
Iron and Mild Steel, New:—									
Bars.....	Piculs	605	1,694	111	311	566	1,585	1,282	3,590
Hoops.....	"	59	236	1	4	33	132	93	372
Nail-rod.....	"	2,438	7,314	567	1,701	1,304	3,912	4,309	12,927
Nails, Wire.....	"	507	2,180	328	1,410	200	860	1,035	4,450
Pig.....	"	303	454	126	189	...	...	429	643
Plate Cuttings.....	"	3,366	7,405	954	2,099	1,565	3,443	5,885	12,947
Sheets and Plates.....	"	79	233	...	...	...	...	79	233
Wire.....	"	2	10	...	...	...	...	2	10
Iron and Mild Steel, Old:—									
Hoops.....	Piculs	56	115	8	16	105	215	169	346
Horseshoes.....	"	...	...	22	41	...	...	22	41
Plates.....	"	180	351	90	176	...	...	270	527
Scrap.....	"	1,453	4,359	65	195	1,492	4,476	3,010	9,030
Wire.....	"	2,193	4,057	33	61	1,519	2,810	3,745	6,928
" Rope.....	"	145	290	160	320	7	14	312	624
Iron, Galvanized:—									
Iron, Plain.....	Piculs	30	168	7	39	...	...	37	207
Wire.....	"	2	10	...	...	...	...	2	10
Lead, in Pigs and Bars.....	"	358	2,041	58	330	...	...	416	2,371
Steel, Bamboo.....	"	442	2,310	107	535	462	2,310	1,011	5,055
<b>SUNDRIES.</b>									
Agar-agar.....	Piculs	33	132	18	72	16	64	67	268
Aniseed, Star, 1st Quality.....	"	2	40	...	...	...	...	2	40
" " 2nd ".....	"	2	24	1	12	...	...	3	36
Awabi.....	"	1	45	8	365	...	...	9	410
Bicho de Mar, Black.....	"	74	3,330	28	1,260	3	135	105	4,725
" White.....	"	163	3,260	27	540	35	700	225	4,500
Canes, Tsung-chu.....	"	2,823	11,292	...	...	57	228	2,880	11,520
Cassia Twigs.....	"	28	102	...	...	...	...	28	102
Clams, Dried.....	"	61	1,098	30	540	95	1,710	186	3,348
Coal, Japanese.....	Tons	140	742	1	5	33	175	174	922
Cookies, Dried.....	Piculs	35	350	...	...	57	570	92	920
Coke, English.....	Tons	26	354	2	27	29	395	57	776
Compo.....	Piculs	30	1,385	24	1,107	9	415	63	2,907
Cuttle-fish.....	"	349	5,235	23	345	93	1,395	465	6,975
Dyes, Aniline.....	Value	...	1,087	...	...	...	...	...	1,087
Fans, Palm-leaf, Trimmed.....	Pieces	165,310	1,653	...	...	11,400	114	176,710	1,767
" Untrimmed.....	"	709,200	4,255	40,000	240	41,400	248	790,600	4,743
Fish, Dried.....	Piculs	46	425	1	9	54	500	101	934
" Maws.....	"	...	...	4	411	...	...	4	411

## a.—Destinations of the various Goods forwarded under Transit Passes to the Interior—Continued.

DESCRIPTION OF GOODS.	Classifier of Quantity.	CHEHKIANG.		ANHWEI.		KIANGSI.		TOTAL.	
		Quantity.	Value.	Quantity.	Value.	Quantity.	Value.	Quantity.	Value.
Glass, Window.....	<i>Boxes</i>	940	<i>Hk. Tls</i> 3,760	7	28	114	456	1,061	4,244
Glue, Cow.....	<i>Piculs</i>	26	520	72	1,440	...	...	98	1,960
Indigo, Liquid, Natural.....	"	492	2,952	...	...	...	...	492	2,952
Isinglass, Vegetable.....	"	35	1,925	1	55	14	770	50	2,750
Lead, White.....	"	74	740	8	80	...	...	82	820
" Yellow.....	"	...	...	4	36	...	...	4	36
Lichees, Dried.....	"	837	7,784	38	353	259	2,409	1,134	10,546
Lung-ngan Pulp.....	"	45	500	4	44	5	56	54	600
Lung-ngans, Dried.....	"	108	886	193	1,583	190	1,558	491	4,027
Matches, Wood, Japan.....	<i>Gross</i>	67,400	13,210	800	157	11,050	2,165	79,250	15,532
Mushrooms.....	<i>Piculs</i>	29	1,450	...	...	...	...	29	1,450
Mussels, Dried.....	"	124	1,860	82	1,230	17	255	223	3,345
Oil, Engine, Mineral.....	<i>Gallons</i>	1,920	633	...	...	...	...	1,920	633
" Kerosene, American.....	"	3,850	760	...	...	700	138	4,550	898
" " Russian.....	"	150	25	...	...	...	...	150	25
Pepper, Black.....	<i>Piculs</i>	147	2,940	92	1,840	44	880	283	5,660
" White.....	"	...	...	45	1,575	...	...	45	1,575
Prawns and Shrimps, Dried.....	"	373	7,460	91	1,820	11	220	475	9,500
Raisins, Dried.....	"	10	120	8	96	3	36	21	252
Rattans, Whole.....	"	2,669	16,014	...	...	79	474	2,748	16,488
Sandalwood.....	"	70	567	5	40	80	648	155	1,255
" Powder.....	"	27	321	...	...	...	...	27	321
Sapanwood.....	"	679	1,698	...	...	...	...	679	1,698
Seaweed, 1st Quality.....	"	3,612	10,836	465	1,395	589	1,767	4,666	13,998
" Cut.....	"	250	1,000	776	3,104	34	136	1,060	4,240
Sharks Fins, Prepared.....	"	6	846	5	704	38	5,356	49	6,906
" White.....	"	11	1,012	10	920	3	276	24	2,208
Sugar, Brown.....	"	29,369	117,476	127	508	1,460	5,840	30,956	123,824
" Candy.....	"	1,642	11,740	171	1,223	142	1,015	1,955	13,978
" Refined.....	"	98,831	528,745	2,062	11,033	3,751	20,067	104,644	559,845
" White.....	"	10,459	51,249	26	127	327	1,602	10,812	52,978
Tinder.....	"	79	656	...	...	...	...	79	656
Tobacco, Stalk.....	"	1,504	4,414	98	293	...	...	1,602	4,707
Turmeric.....	"	366	1,482	246	996	...	...	612	2,478
Sundries, Unenumerated.....	<i>Value</i>	...	1,400	...	20	...	21	...	1,441
<b>TOTAL.....</b>	<i>Hk. Tls</i>	...	1,405,625	...	54,631	...	72,563	...	1,532,819
<b>CHINESE COTTON GOODS.*</b>									
Sheetings, Grey, Plain, over 11lb., Hupeh..	<i>Pieces</i>	4,317	11,323	40	105	...	...	4,357	11,428
" " " " Shanghai	"	2,960	8,176	40	110	...	...	3,000	8,286
Drills, over 12½lb., Shanghai.....	"	225	641	15	43	...	...	240	684
Cotton Yarn, Shanghai.....	<i>Piculs</i>	2,115	46,805	53	1,173	2	44	2,170	48,022
<b>SUNDRIES.</b>									
Coal, Kaiping.....	<i>Tons</i>	658	6,054	8	74	117	1,076	783	7,204
<b>TOTAL.....</b>	<i>Hk. Tls</i>	...	72,999	...	1,505	...	1,120	...	75,624
<b>GRAND TOTAL.....</b>	<i>Hk. Tls</i>	...	1,478,624	...	56,136	...	73,683	...	1,608,443

\* Steam Factory products.

b.—Table showing the Provinces from which Native Goods were brought under Transit Passes during the Year 1904.

DESCRIPTION OF GOODS.	Classifier of Quantity.	CHEH KIANG.	
		Quantity.	Value.
			<i>Hk. Tā</i>
Silk Cocoons, Whole .....	<i>Piculs</i>	12	1,008
" " Husk .....	"	4	201
" Refuse .....	"	17	935
" White .....	"	1	415
TOTAL .....	<i>Hk. Tā</i>		2,559

c.—Table showing the Number of Passes issued for, and the Amount of Duties collected on, Foreign Goods forwarded to the Interior under Transit Passes, as divided between the various Nationalities, during the Year 1904.

QUARTER.	BRITISH.		CHINESE.		TOTAL.	
	No. of Passes.	Transit Dues.	No. of Passes.	Transit Dues.	No. of Passes.	Transit Dues.
		<i>Hk. Tā m.c.c.</i>		<i>Hk. Tā m.c.c.</i>		<i>Hk. Tā m.c.c.</i>
1st quarter.....	349	974.3.5.9	4,457	5,424.6.7.7	4,806	6,399.0.3.6
2nd " .....	644	1,830.1.3.2	6,780	8,690.8.3.1	7,424	10,520.9.6.3
3rd " .....	634	1,850.7.2.1	5,347	6,373.8.6.3	5,981	8,224.5.8.4
4th " .....	669	2,038.8.9.1	4,202	5,565.7.4.1	4,871	7,604.6.3.2
TOTAL .....	2,296	6,694.1.0.3	20,786	26,055.1.1.2	23,082	32,749.2.1.5

d.—Table showing the Number of Passes surrendered for, and the Amount of Duties collected on, Native Goods brought from the Interior under Transit Passes, as divided between the various Nationalities, during the Year 1904.

QUARTER.	CHINESE.	
	No. of Passes.	Transit Dues.
		<i>Hk. Tā m.c.c.</i>
1st quarter.....	...	...
2nd " .....	2	16.8.0.5
3rd " .....	5	12.4.0.0
4th " .....	4	5.2.9.5
TOTAL.....	11	34.5.0.0

TABLE No. VII.—DUTIES.

a.—Duties paid under each Flag, for the Year ended 31st December 1904.

FLAG.	IMPORT.	EXPORT.	COAST TRADE.	TONNAGE.	TRANSIT.	OPIUM LIKIN.	TOTAL.
	<i>Hk. ₧m.c.c.</i>	<i>Hk. ₧m.c.c.</i>	<i>Hk. ₧m.c.c.</i>	<i>Hk. ₧m.c.c.</i>	<i>Hk. ₧m.c.c.</i>	<i>Hk. ₧m.c.c.</i>	<i>Hk. ₧m.c.c.</i>
British .....	67,380.4.2.2	102,592.6.9.6	13,055.0.6.5	2,464.6.0.0	6,694.1.0.3	100,418.3.5.0	292,605.2.3.6
German .....	5,261.8.2.7	2,390.7.9.4	53.4.7.4	19.5.0.0	...	...	7,725.5.9.5
French.....	...	89.6.2.0	52.8.0.0	9.6.0.0	...	...	152.0.2.0
Norwegian.....	6,440.2.7.1	12.5.8.6	...	814.0.0.0	...	...	7,266.8.5.7
Chinese .....	32,854.0.8.1	137,272.7.0.0	32,164.8.6.6	3,398.0.0.0	26,089.6.1.2	76,348.0.0.0	308,127.2.5.9
On Opium.....	66,287.3.8.1	4.0.0.0	8.0.0.0	...	...	...	66,299.3.8.1
TOTAL.....	178,223.9.8.2	242,362.3.9.6	45,334.2.0.5	6,705.7.0.0	32,783.7.1.5	176,766.3.5.0	682,176.3.4.8*

\* No Drawbacks marked for cash payment during the year, to be deducted from this total..... *Hk. ₧m. Nil.*

b.—Comparative Table of Duties collected, for the Years 1895 to 1904.

YEARS.	IMPORT (exclusive of Opium).	EXPORT (exclusive of Opium).	COAST TRADE (exclusive of Opium).	OPIUM (Import, Export, and Coast Trade).	TONNAGE.	TRANSIT.	OPIUM LIKIN.	TOTAL.
	<i>Hk. ₧m.c.c.</i>	<i>Hk. ₧m.c.c.</i>	<i>Hk. ₧m.c.c.</i>	<i>Hk. ₧m.c.c.</i>	<i>Hk. ₧m.c.c.</i>	<i>Hk. ₧m.c.c.</i>	<i>Hk. ₧m.c.c.</i>	<i>Hk. ₧m.c.c.</i>
1895.....	41,089.0.4.6	571,852.9.3.7	33,963.3.0.4	154,922.3.0.8	4,312.1.0.0	21,078.7.8.4	413,124.1.5.0	1,240,342.6.2.9
1896.....	54,325.7.8.5	540,235.7.7.3	29,952.9.2.7	150,042.9.0.1	4,651.5.0.0	25,878.2.8.1	400,102.7.0.0	1,205,189.8.6.7
1897.....	54,857.0.7.2	298,080.5.7.0	31,421.2.7.9	113,623.5.9.4	3,681.2.0.0	27,745.3.6.1	302,996.2.5.0	832,405.3.2.6
1898.....	52,686.6.3.9	231,205.7.0.2	28,161.2.4.7	107,011.7.2.6	5,416.1.0.0	25,709.4.7.0	285,364.6.0.0	735,555.4.8.4
1899.....	63,325.7.9.9	287,697.2.8.0	41,304.2.8.2	101,402.4.5.7	5,991.4.0.0	30,742.9.8.2	270,406.5.5.0	800,870.7.5.0
1900.....	59,011.4.0.0	275,977.8.2.5	38,980.0.0.1	76,757.1.3.8	3,893.9.0.0	26,878.2.2.4	204,685.7.0.0	686,184.1.8.8
1901.....	87,825.9.7.8	248,269.5.8.2	41,437.8.3.1	70,705.3.5.0	5,137.1.0.0	33,049.8.9.8	188,547.6.0.0	674,973.3.3.9
1902.....	96,648.1.4.0	280,884.6.8.8	30,776.3.6.8	60,744.0.0.0	7,109.1.0.0	30,844.9.8.6	161,984.0.0.0	668,991.2.8.2
1903.....	120,341.1.4.9	249,535.5.6.2	35,607.6.5.7	66,299.8.6.4	6,897.6.0.0	39,321.4.3.2	176,563.9.0.0	694,567.1.6.4
1904.....	111,936.6.0.1	242,358.3.9.6	45,326.2.0.5	66,299.3.8.1	6,705.7.0.0	32,783.7.1.5	176,766.3.5.0	682,176.3.4.8



## B.—SPECIAL TABLES.

TABLE No. I.—IMPORT TRADE.

Comparative Table of the principal Articles of Import, for the Years 1895 to 1904.

DESCRIPTION OF GOODS.	Classifier of Quantity.	1895.	1896.	1897.	1898.	1899.	1900.	1901.	1902.	1903.	1904.
<b>OPICUM.</b>											
Benares.....	<i>Piculs</i>	16	...	...	41	56	23	24	22	35	24
Malwa.....	"	5,037	4,888	3,659	3,382	3,228	2,445	2,244	1,882	2,107	1,265
Patna.....	"	110	108	128	142	95	91	89	85	35	20
<b>COTTON GOODS.</b>											
Shirtings, Grey.....	<i>Pieces</i>	458,045	485,783	510,325	452,891	478,415	399,965	428,618	333,979	443,254	418,324
Sheetings, American.....	"	17,540	17,320	27,600	37,306	51,205	45,070	68,935	69,370	85,731	52,850
Shirtings, White.....	"	60,888	66,188	60,840	70,245	69,199	72,020	103,625	92,441	112,920	119,499
White Irishes.....	"	29,730	45,417	41,416	40,117	45,520	35,870	19,145	13,142	12,089	17,968
Drills, American.....	"	15,415	16,250	24,930	24,300	28,775	23,632	36,729	26,244	35,615	36,975
" English.....	"	3,670	7,680	5,930	5,025	5,565	2,380	2,875	870	1,070	630
T-Cloths.....	"	101,741	157,616	109,681	75,152	84,488	63,088	58,719	51,175	61,457	49,022
Chintzes and Furnitures.....	"	14,602	17,676	17,466	14,076	17,176	13,316	18,348	12,984	14,289	15,282
Cotton Yarn, English.....	<i>Piculs</i>	168	126	60	123	279	195	258	1,136	1,757	1,428
" " Indian.....	"	8,739	11,903	4,650	1,632	2,306	1,899	7,022	7,150	14,915	10,058
" " Japanese.....	"	3,598	4,793	2,429	2,249	2,544	3,277	3,769	2,345	6,740	5,391
<b>WOOLLEN &amp; COTTON MIXTURES.</b>											
Union Italian Cloth, Plain and Figured.....	<i>Pieces</i>	4,510	3,497	3,632	3,900	5,188	3,350	4,197	2,615	1,859	1,530
<b>WOOLLEN GOODS.</b>											
Camlets, English.....	<i>Pieces</i>	2,277	2,150	2,280	2,507	2,789	2,799	2,830	2,000	1,894	2,030
Spanish Stripes.....	<i>Yards</i>	2,010	2,018	2,195	2,267	2,158	1,576	1,874	1,893	1,530	...
		...	...	...	...	...	...	...	...	...	47,659
<b>METALS.</b>											
Iron, Nail-rod and Bars.....	<i>Piculs</i>	30,132	25,035	22,887	24,906	15,911	7,570	16,436	12,500	14,562	12,694
Lead, in Pigs.....	"	11,931	13,578	6,656	7,375	8,405	7,243	8,646	10,957	11,594	13,472
Tin, Slabs.....	"	32,935	36,326	27,492	16,937	16,862	13,019	35,171	24,112	36,317	29,869
<b>SUNDRIES.</b>											
Bicho de Mar.....	<i>Piculs</i>	1,947	2,275	2,174	2,040	2,109	1,801	2,088	1,740	1,819	1,535
Coal.....	<i>Tons</i>	5,156	9,769	10,166	15,134	16,578	15,671	14,903	9,055	14,495	12,350
Flour, American.....	<i>Piculs</i>	9,129	13,204	11,956	11,001	15,403	17,148	24,549	27,957	20,641	22,320
Ginseng.....	"	197	124	252	246	293	355	141	117	55	46
Indigo, Liquid.....	"	10,166	10,390	10,605	6,397	9,892	5,591	9,264	2,707	4,829	5,552
Lung-ngans, Dried.....	"	428	2,608	4,031	401	1,002	15	2,492	725	1,636	401
Mangrove Bark.....	"	48,681	52,102	62,460	41,666	55,568	62,119	51,542	41,435	57,479	53,103
Matches.....	<i>Gross Value, Hk. Pk.</i>	338,405	338,938	351,800	369,125	309,895	323,200	415,895	322,750	30,312	310,350
Medicines.....	<i>Gross Value, Hk. Pk.</i>	10,566	13,518	14,566	16,325	32,194	22,524	18,694	28,256	23,222	22,448
Oil, Kerosene, American.....	<i>Galls.</i>	1,899,150	1,288,400	1,540,100	1,291,445	1,111,585	1,182,230	1,870,600	1,561,200	1,102,720	1,109,300

Comparative Table of the principal Articles of Import—Continued.

DESCRIPTION OF GOODS.	Classifier of Quantity.	1895.	1896.	1897.	1898.	1899.	1900.	1901.	1902.	1903.	1904.
Oil, Kerosene, Russian.....	Galls.	614,435	1,123,200	1,045,400	710,000	799,480	546,300	533,650	67,500	29,500	83,500
"    "    Sumatra.....	"	...	...	306,655	671,200	982,350	907,390	1,287,150	1,472,200	1,797,760	1,953,615
Pepper, Black and White.....	Piculs	786	1,006	693	591	752	542	761	443	608	722
Battans, Whole.....	"	8,564	9,140	8,454	6,256	7,158	7,425	9,420	3,556	6,485	6,251
Sapanwood.....	"	3,883	5,273	5,821	3,233	2,890	4,832	6,179	3,484	4,314	6,250
Seaweed.....	"	9,941	12,491	13,230	11,644	12,873	9,566	12,435	8,138	8,639	7,148
Sugar, Brown.....	"	25,336	75,015	105,968	115,052	149,831	104,020	120,544	196,040	134,919	156,534
"    Candy.....	"	241	143	364	588	1,406	1,445	2,941	5,733	4,057	3,386
"    Refined.....	"	...	...	87,263	87,901	105,426	79,803	157,843	211,028	156,475	146,357
"    White.....	"	90,855	95,640	20,933	31,273	35,405	30,691	39,867	35,808	20,602	25,606
Wood, Ebony.....	"	781	2,569	686	912	2,022	372	1,078	1,168	996	1,619

TABLE No. 2.—EXPORT TRADE.

Comparative Table of the principal Articles of Export, for the Years 1895 to 1904.

DESCRIPTION OF GOODS.	Classifier of Quantity.	1895.	1896.	1897.	1898.	1899.	1900.	1901.	1902.	1903.	1904.
COTTON GOODS.*											
Cotton Yarn, Ningpo.....	Piculs	...	431	815	2,141	3,209	2,301	1,329	1,887	763	570
SUNDRIES.											
Alum, White.....	Piculs	78,221	95,741	81,712	79,729	81,910	71,771	76,341	78,824	50,506	70,012
Cloth, Cotton, Fancy.....	"	...	...	...	...	...	...	690	10,539	8,727	21,004
Cotton, Raw.....	"	99,738	83,834	108,964	70,999	64,846	115,984	69,784	129,734	116,606	124,071
Cuttle-fish.....	"	31,900	37,395	27,531	39,100	17,037	36,850	22,485	26,990	6,145	3,177
Fans, Paper.....	Pieces	2,978,948	3,259,884	2,288,021	2,821,750	1,857,643	1,561,922	2,278,785	1,883,819	2,140,302	2,189,828
Fish Glue.....	Piculs	782	1,125	1,743	1,328	1,421	395	895	1,115	1,299	1,256
"    Maws.....	"	917	785	887	1,092	1,428	839	1,436	1,349	1,112	1,120
Hats, Rush.....	Pieces	2,413,390	2,189,572	4,810,870	3,064,306	3,101,411	7,437,853	7,198,560	3,004,300	3,456,174	2,125,566
Mats, ".....	"	1,484,223	1,453,711	1,507,419	1,612,692	2,045,156	1,926,979	1,734,560	2,516,659	2,349,766	2,566,218
Matting.....	Rolls	4,012	7,358	8,349	14,492	7,148	8,786	10,521	6,043	7,107	5,818
Medicines.....	{ Value, Hk. Ts. }	275,234	254,560	250,449	283,603	306,963	350,265	440,307	480,230	471,733	483,501
Mussels, Dried.....	Piculs	834	616	796	688	744	468	485	609	579	411
Oil, Ground-nut.....	"	450	21,800	56,844	33,241	8,837	5,631	10,949	8,741	6,961	5,529
Paper, Joss.....	"	3,924	4,434	3,486	2,063	2,211	3,204	3,316	4,608	6,635	6,920
Samshu.....	"	4,820	13,831	4,465	7,372	4,239	6,485	13,163	7,825	5,262	8,244
Silk Piece Goods.....	"	412	431	450	394	379	246	358	368	242	376
Tea, Green, Fychow.....	"	90,379	78,660	12,468	3,561	299	...	...	...	254	...
"    Pingsuey.....	"	98,390	96,897	61,579	50,084	79,005	68,633	60,072	93,537	114,222	98,172
"    Leaf.....	"	1,703	2,447	1,352	385	295	...	370	585	351	144
Umbrellas, Paper.....	Pieces	224,780	106,900	121,170	232,090	163,680	103,202	128,200	197,640	183,753	131,486

\* Steam Factory products.

TABLE No. 3.—VALUE OF TRADE.

Comparative Table of the Value of the Trade, for the Years 1895 to 1904.

YEARS.	IMPORTS FROM		EXPORTS TO		TOTAL IMPORTS AND EXPORTS.	RE- EXPORTS.	TREASURE.		TRANSIT TRADE.	
	Foreign Countries.	Native Ports.	Foreign Countries.	Native Ports.			Imported.	Exported.	Inwards.	Outwards.
	Hk. Tls	Hk. Tls	Hk. Tls	Hk. Tls	Hk. Tls	Hk. Tls	Hk. Tls	Hk. Tls	Hk. Tls	Hk. Tls
1895.....	156,513	10,064,413	...	6,396,155	16,617,081	91,126	382,109	508,096	1,109,199	5,726
1896.....	434,376	10,705,331	41,221	6,074,209	17,253,137	131,693	638,339	1,233,951	1,340,335	4,982
1897.....	705,751	10,504,438	64,624	4,921,871	16,196,684	154,548	609,768	1,806,050	1,656,894	389
1898.....	747,662	9,803,929	12,048	3,980,729	14,544,368	125,834	1,290,317	2,886,469	1,473,549	4,562
1899.....	895,304	11,155,777	...	4,314,351	16,365,432	102,170	733,757	3,774,714	1,846,239	811
1900.....	947,673	9,520,522	...	4,945,996	15,414,191	186,811	782,131	1,725,438	1,660,144	1,130
1901.....	2,476,026	10,097,909	8,256	4,552,672	17,134,863	170,508	621,007	2,143,483	1,964,693	1,354
1902.....	2,724,475	9,346,639	39,899	7,441,767	19,552,780	193,516	240,731	818,870	1,561,791	2,908
1903.....	3,406,774	11,138,715	3,036	7,967,821	22,516,346	276,253	401,733	1,170,434	2,065,228	5,012
1904.....	2,739,217	10,811,238	24,876	7,976,265	21,551,596	254,184	173,746	482,417	1,532,819	2,559

TABLE No. 4.—SHIPPING.

Comparative Table of Shipping, for the Years 1895 to 1904.

a.—Under General Regulations.

YEARS.	ENTERED INWARDS.						CLEARED OUTWARDS.					
	STAMERS.		SAILING VESSELS.		TOTAL.		STAMERS.		SAILING VESSELS.		TOTAL.	
	No.	Tons.	No.	Tons.	No.	Tons.	No.	Tons.	No.	Tons.	No.	Tons.
1895.....	338	461,637	160	20,351	498	481,988	338	461,041	155	19,737	493	480,778
1896.....	428	471,441	160	20,851	588	492,292	427	472,014	163	21,006	590	493,020
1897.....	403	463,072	163	20,782	566	483,854	402	463,037	165	21,192	567	484,229
1898.....	405	474,378	151	20,034	556	494,412	402	474,285	143	18,822	545	493,107
1899.....	391	476,888	155	21,930	546	498,818	390	476,885	164	23,084	554	499,969
1900.....	386	474,860	166	23,723	552	498,583	386	474,860	162	22,940	548	497,800
1901.....	407	472,122	149	20,761	556	492,883	407	472,122	150	20,891	557	493,013
1902.....	425	500,576	141	20,144	566	520,720	425	500,576	143	20,656	568	521,232
1903.....	432	513,813	165	23,623	597	537,436	430	513,676	159	22,766	589	536,442
1904.....	428	510,597	163	22,272	591	532,869	425	510,464	170	23,217	595	533,681

b.—Under Inland Steam Navigation Rules.

YEARS.	ENTERED INWARDS.		CLEARED OUTWARDS.		TOTAL ENTERED AND CLEARED.	
	No.	Tons.	No.	Tons.	No.	Tons.
1895-96.....	...	...	...	...	...	...
1897.....	355	22,335	355	22,335	710	44,670
1898.....	512	32,323	513	32,372	1,025	64,695
1899.....	803	46,291	804	46,340	1,607	92,631
1900.....	803	48,203	803	48,203	1,606	96,406
1901.....	903	50,865	903	50,865	1,806	101,730
1902.....	1,041	62,734	1,041	62,734	2,082	125,468
1903.....	1,544	91,442	1,545	91,472	3,089	182,914
1904.....	1,930	112,957	1,934	113,206	3,864	226,163

TABLE No. 5.—TREASURE.

Treasure Imported and Exported during the Year 1904.

COUNTRIES FROM WHICH IMPORTED AND TO WHICH EXPORTED.	IMPORTS.					EXPORTS.				
	SILVER.			COPPER.	TOTAL IMPORTS.	SILVER.			COPPER.	TOTAL EXPORTS.
	In Bars and Sycee.	In Coin.	TOTAL.	In Coin.		In Bars and Sycee.	In Coin.	TOTAL.	In Coin.	
	<i>Hk. Ts</i>	<i>Hk. Ts</i>	<i>Hk. Ts</i>	<i>Hk. Ts</i>	<i>Hk. Ts</i>	<i>Hk. Ts</i>	<i>Hk. Ts</i>	<i>Hk. Ts</i>	<i>Hk. Ts</i>	<i>Hk. Ts</i>
I. FOREIGN COUNTRIES.....	...	...	...	...	...	...	...	...	...	...
TOTAL: I. FOREIGN COUNTRIES	...	...	...	...	...	...	...	...	...	...
2. CHINA.										
Shanghai.....	38,998	18,432	57,430	...	57,430	4,750	336,600	341,350	...	341,350
Hangchow.....	...	...	...	66,230	66,230	...	...	...	...	...
Wenchow.....	...	50,086	50,086	...	50,086	...	141,067	141,067	...	141,067
TOTAL: 2. CHINA.....	38,998	68,518	107,516	66,230	173,746	4,750	477,667	482,417	...	482,417
GRAND TOTAL: FOREIGN COUN- TRIES AND CHINA.....	38,998	68,518	107,516	66,230	173,746	4,750	477,667	482,417	...	482,417

TABLE No. 6.—PASSENGER TRAFFIC.

Passenger Traffic during the Year 1904.

PASSENGERS TO					PASSENGERS FROM			
STEAMERS.		SAILING VESSELS.			STEAMERS.		SAILING VESSELS.	
Foreigners.	Natives.	Foreigners.	Natives.		Foreigners.	Natives.	Foreigners.	Natives.
862	164,703.	...	...		Shanghai.....	842	160,024	...
20	1,124	...	...	Wenchow.....	24	1,041	...	...
44	59,290	...	...	Taichow and intermediate Ports.	63	54,167	...	...
...	...	...	...	Amoy.....	6	...	...	...
...	...	...	...	Swatow.....	2	...	...	...
...	2	...	...	Hongkong and Canton....	...	4	...	...
926	225,119	...	...	TOTAL.....	937	215,236	...	...

## WENCHOW TRADE REPORT,

FOR THE YEAR 1904.

1°. LOCAL.—While, as regards volume, trade during 1904 must be characterised as satisfactory, from a commercial point of view it has not been sufficiently remunerative, losses having been sustained in some of the leading commodities, and in others a mere margin of profit realised. The outbreak of hostilities between Russia and Japan acted adversely on commerce: by diminishing Exports it curtailed the producer's purchasing power; it shut the markets of Manchuria to Kittysols and Fresh Oranges, and played havoc with Tea, which forms the port's staple commodity and its main source of revenue. A plentiful Wheat harvest, followed by two excellent Rice crops, enabled the importation of grain to be dispensed with. The Orange crop, too, was unusually abundant, though the prolonged drought in autumn checked the fruit's full development. The very cheapness of Rice, however, operated against business. Farmers were reluctant to dispose of their produce, in the hope of prices improving, and consequently refrained from purchasing more supplies than bare necessity dictated, a state of things which sensibly affected the market, notably for Cotton Goods and Kerosene Oil. Dealers have therefore extensive stocks on hand, which they find it difficult to dispose of, and prices have inevitably receded. The bankers, too, retain large balances, and the rate of interest is low; but confidence, so essential in the conduct of business, is withheld. The net value of the trade was *Hk.Tts* 2,388,699, as against *Hk.Tts* 2,589,333 in 1903 and *Hk.Tts* 1,916,355 in 1902. To this result Imports contributed *Hk.Tts* 1,521,794, and Exports, *Hk.Tts* 866,905.

2°. REVENUE.—The total Revenue for the year—*Hk.Tts* 56,813—is *Hk.Tts* 24,986 less than the collection in 1903 and is slightly below the average collection of the previous 10 years. Duty and Likin on Opium declined *Hk.Tts* 6,300. But it is in Export Duty, which is less by *Hk.Tts* 19,640, that the greatest decrease occurs; if, however, the amount paid by Drawback issued for excess Duty levied on Tea exported in 1902, viz., *Hk.Tts* 6,732, be deducted, the deficit is reduced to *Hk.Tts* 12,908, ascribable to the diminished shipments of Tea.

3°. FOREIGN TRADE.—(a.) Imports.—Goods of Foreign origin transhipped at Shanghai and paying Import Duty here aggregated in value *Hk.Tts* 5,548, and consisted of Palm-leaf Fans, 361,400 pieces (*Hk.Tts* 2,494); Rattans, 273 piculs (*Hk.Tts* 1,638); and Sundries, valued at *Hk.Tts* 1,416, which were shipped from Hongkong.

(b.) Exports and (c.) Re-exports.—*Nil*.

4°. COAST TRADE.—(a.) Original Shipments Coastwise.—While the value of Exports—*Hk.Tts* 866,905—has fallen over 23 per cent. as compared with 1903, it is nearly 35 per cent. greater than in 1902 and 136 per cent. greater than in 1901. Tea, which occupies the premier position, has an aggregate value of *Hk.Tts* 515,168, or, approximately, 60 per cent. of the total. Although these figures give a decrease of *Hk.Tts* 298,125 as compared with 1903, they show an increase of *Hk.Tts* 151,033 over 1902 and of *Hk.Tts* 357,949 over 1901. The yield is reported to have been good, and the quality equal to that of the previous year. Green Tea, which is bought for the American market, fairly maintained its position. Prices, however, ruled low in Shanghai, and towards the end of the season dropped from *Tts* 20 to *Tts* 15. Of the other varieties, Black Tea declined by 679 piculs, and Leaf and Unfired Teas, by 11,747 piculs. The demand for Unfired Leaf Tea being so limited, it was sold for Native consumption and shipped by junk to Chapoo (乍浦), for conveyance inland. Planters reaped fair profits, but

dealers are far from satisfied with the result of their investments. On first shipments they recovered expenses, with, perhaps, a small margin of profit, but on later consignments, which reached the Shanghai market when prices had already receded, they sustained heavy losses. All of the 14 Tea-firing establishments engaged in the preparation of Tea for the Foreign market suffered in a greater or less degree, in consequence of which it is affirmed that several will not reopen next season. Soft-wood Planks displaced Kittysols from the second place of importance, being in good demand, owing to the decreased importations of Japanese Planks into Shanghai. The figures—4,083,625 square feet—are the highest recorded, giving an increase of fully 26 per cent. The inaccessibility of Newchwang to trade during a great part of the year had a disastrous effect on business in Kittysols and occasioned serious loss to the large number of families engaged in their manufacture. Consignments for the North were consequently confined to Tientsin. To make matters worse, exchange was unfavourable for remittance, absorbing, for the most part, the small profits realised. Only 310,680 pieces were shipped, valued at *Hk.Tts.* 35,517, a decrease in quantity of 227,520 pieces and in value of *Hk.Tts.* 20,995. The exportation of Fresh Oranges attained 22,172 piculs, valued at *Hk.Tts.* 31,508, against 17,398 piculs, valued at *Hk.Tts.* 21,604, in 1903. The crop was singularly abundant, and consignments would probably have been made on an even more extensive scale if Manchuria had been available as a market. As usual, considerable quantities remained undisposed of at the close of the year and await the reopening of the northern ports for shipment. For Cow Hides, which come chiefly from the Ping-yang (平陽) and Tai-shun (泰順) districts, the demand exceeded the supply, and a profitable business was done, the market price in Shanghai being *Tts.* 7 to *Tts.* 10 per picul higher than here. The quantity exported figures at 1,901 piculs, less by 244 piculs than in 1903 but greatly in excess of any previous year. Medicines have a total value of *Hk.Tts.* 27,212, which is *Hk.Tts.* 7,000 greater than in 1903 and almost *Hk.Tts.* 10,000 greater than in 1902. Leaf Tobacco—1,851 piculs, valued at *Hk.Tts.* 20,312—suffered a decline of 48 per cent. in quantity and 43 per cent. in value. Only the better quality of leaf can bear the steamer freight, the inferior quality leaving the port in junk. The other remaining articles of export meriting attention are Dried Prawns and Shrimps, 734 piculs (*Hk.Tts.* 19,109), which slightly improved as regards quantity but depreciated in value; and Fish Maws, 172 piculs (*Hk.Tts.* 11,583), which almost doubled in quantity and more than doubled in value.

(b.) *Reshipments Coastwise.*—Foreign goods reshipped coastwise aggregated *Hk.Tts.* 1,611, and Native goods, *Hk.Tts.* 75.

(c.) *Coastwise Arrivals.*—The total value of the Import trade in Foreign goods from Native ports was *Hk.Tts.* 1,120,552, being *Hk.Tts.* 54,790 in excess of the year preceding and the highest ever attained. No doubt the profits accruing to planters from the enormous sales of Tea in 1903, and the very plentiful crops harvested in 1904, conduced to this end. The importation of Cotton Goods of all kinds was 111,024 pieces, an increase of nearly 14 per cent. in comparison with the figures of 1903, shared, in more or less degree, by almost every variety of fabric. Purchases were made on a larger scale apparently than sales warranted, thereby causing an overstocking of the market and a lowering of prices. Indian textiles went out of favour, giving place to English, which, while a little more expensive, are of superior finish and more durable. Woollen Goods and Metals did not advance very appreciably. Kerosene Oil was imported to the amount of 1,113,400 gallons, which is over 45 per cent. greater than the previous highest record and 53 per cent. in excess of the figures for 1903. American Oil maintained its position, but Russian retrograded by fully 100,000 gallons. Sumatra Oil has, from its cheapness, fairly captured the market, rising from 421,500 gallons to 910,000 gallons.

Increased competition brought about a reduction in value, and on a large portion of the present stocks, purchased early in the year when prices ruled higher, a loss is likely to be realised. In most of the remaining items classed under Sundries there is an improvement discernible; but Matches and Ginseng, both of Japanese origin, form notable exceptions. The net value of Native Imports—*Hk.Ts.* 397,305—slightly exceeds the record figures of 1903. In Cotton Yarn, the product of the Shanghai and Ningpo factories, there is an increase of over 40 per cent. in quantity and 31 per cent. in value.

5°. INLAND TRANSIT.—(a.) *Inwards.*—The expansion of the Transit trade is very gradual, the total value of Foreign goods sent inland under Transit Passes for the first time exceeding *Hk.Ts.* 100,000, a sum less than one-tenth of the total Foreign Imports. The number of Passes issued—7,158—is 1,000 in excess of 1903. It may be of interest to note that the average value of merchandise covered by a Pass scarcely amounts to *Hk.Ts.* 15, and that the average Dues collected on each Pass is but slightly in excess of *Hk.Ts.* 0.31. Many Passes, however, are issued for goods valued as low as *Hk.Ts.* 2 or *Hk.Ts.* 3. 3,822 piculs of Shanghai and Ningpo Cotton Yarn, valued at *Hk.Ts.* 72,811, were sent inland, a growth of 117 per cent. As a distributing centre Wenchow is poorly situated. There are no large producing districts to which it serves as an outlet, no populous or wealthy inland cities drawing on it for supplies. The network of artificial waterways intersecting the northern part of the province is lacking. It is worthy of comment, and may appear to reflect on the energy of local merchants, that Ch'u-chou (處州) and the districts lying to the north and north-west should continue to retain the business connexion formed in earlier years with Lan-ch'i (蘭谿), which is provided from Ningpo; but high steamer freights and the expense of transshipment and conveyance inland, attended by transport difficulties and risk, militate against the more southern port. Taichow (台州), a mart of some importance, since its connexion with Ningpo by steam almost entirely sends its orders to the more northern port.

(b.) *Outwards.*—*Nil.*

6°. SHIPPING.—An attempt on the part of the Norwegian s.s. *Kumor* to contest the monopoly of steam traffic between this port and Shanghai, so long enjoyed by the China Merchants Steam Navigation Company, proved abortive, owing to the defection of the promised supporters. No doubt sentiment played an important part in arriving at this result; but the vessel was not well suited to the trade, being of too great carrying capacity. The threatened competition had, however, the advantage of bringing about a permanent reduction of the somewhat arbitrary rates charged by the China Merchants Company. Competition in the steam carrying trade is a great *desideratum* and one which would make for the welfare of mercantile interests generally. There are now five lorchas plying between this port and Shanghai; they arrive and depart well freighted with cargo, which, from its inflammable nature or its low value, cannot bear the higher steamer charges.

7°. PASSENGER TRAFFIC.—The number of Native passengers which book by the China Merchants Steam Navigation Company is computed to form about 70 per cent. of the public travelling between this port and Shanghai or Ningpo. The remainder, to effect an economy, journey to Hai-mén (海門), which can be reached in a little over a day, at an expenditure of \$0.40. There they embark on one of the small steamers running to Ningpo or Shanghai. The fare from Hai-mén to Ningpo costs \$1.80, and to Shanghai, \$2.80. Ningpo can thus be reached for \$2.20, and Shanghai, for \$3.20, an outlay much below the present reduced fares by the China Merchants Company's steamer, which are \$4 to Ningpo and \$5 to Shanghai. From Hai-mén to Shanghai there is a weekly service, and on the Haimén-Ningpo line a steamer leaves either terminus every three days.

8°. TREASURE.—Movements of Treasure were made almost entirely in Dollars, which show an importation of *Hk.Tts* 153,717, for the most part from Ningpo, and an exportation of *Hk.Tts* 926,967, nearly all of which were shipped to Shanghai. The rate of exchange for copper cash throughout the year was remarkably steady, but ruled low, fluctuating between 840 and 865 per Mexican dollar.

9°. OPIUM.—(a.) *Foreign*.—The total importation was 117 piculs, consisting almost entirely of Putna Opium, the variety affected by local consumers. Its market price—*Hk.Tts* 720 per picul, which is considerably more than double that of the locally produced drug—precludes its being indulged in by any but the well-to-do epicure. Only 2 piculs of Benares and 1 picul of Malwa were imported.

(b.) *Native*.—The local crop was a very good one, and no Native Opium was imported during the year. It is noteworthy that, although the poppy is widely cultivated in the Taichow and Wenchow prefectures, no Opium is shipped from this port. Roughly speaking, the quantity raised in this prefecture is estimated at 3,000 piculs, one-half of which is retained for local consumption, two-tenths are conveyed across the provincial border into Fuhkien, and the remaining three-tenths are purchased by Hangchow merchants, who make advances to the farmers against the crop. The produce of the Taichow prefecture is of even greater dimensions.

10°. MISCELLANEOUS.—In new departures in manufacturing enterprise Wenchow would seem to be unfortunate. The soap factory, which began operations in 1903, not having proved a financial success, suspended work before it was active a twelvemonth. A towel factory, established in the city early in the year, would not appear to have a much brighter future before it, the output having already commenced to wane. With a view to improving the quality of the silk produced, Taotai TUNG CH'AO-JUNG (童兆蓉), who is a warm patron of local industry, introduced silkworm eggs from Hu-chou (湖州), which, together with a large number of mulberry trees, were distributed among the peasantry of the neighbouring districts. It is to be ardently hoped that the encouragement thus given to sericulture will cause it to be more widely adopted and will promote the well-being of the silk industry. It is desirable, however, for the further advancement of the scheme that persons versed in the rearing of the silkworm, in the treatment of the cocoon, and in the reeling, weaving, and dyeing of the silk should be engaged from Hangchow to impart to the people the methods essential to success.—In mineral prospecting in the southern part of the province little was done during the year. Towards its close a mining engineer, working in the interests of a member of the Hangchow gentry, explored the Yo-ch'ing, Yu-huan, Jui-an, and Ping-yang districts, afterwards proceeding north through Ch'ing-t'ien and Ch'u-chou. So far his efforts would appear to have been attended with failure, no rich mineral deposits having been discovered. No traces of coal were found, and though lead exists near Ch'ing-t'ien, its working is not regarded as likely to be remunerative. By far the major portion of the rock formation in this region is stated to be of igneous origin, the remainder being chiefly sandstone. Iron of excellent quality is smelted from ore collected from the beds of streams in the Yün-ho (雲和) district, but it is not found in sufficient quantity to warrant exploitation by machinery.—The extension of the postal system inland was continued, and a junction was effected from Sui-ch'ang (遂昌) with the Ningpo system at Lung-yu (龍游), situated nearly midway between Lan-ch'i (蘭谿) and Ch'u-chou (衢州), and with the Foochow system at P'u-ch'eng (浦城), the connexion being made from Lung-ch'ian (龍泉).

J. M. MOORHEAD,

WENCHOW, 4th March 1905.

Acting Commissioner of Customs.



WENCHOW TRADE RETURNS,  
FOR THE YEAR 1904.

A.—GENERAL TABLES.

TABLE No. I.—SHIPPING.

Number and Tonnage of Vessels Entered and Cleared under each Flag,  
for the Year ended 31st December 1904.

*a.—Under General Regulations.*

FLAG.	STEAMERS.													
	ENTERED INWARDS.						CLEARED OUTWARDS.						TOTAL ENTERED AND CLEARED.	
	With Cargo.		In Ballast.		TOTAL.		With Cargo.		In Ballast.		TOTAL.			
	No.	Tons.	No.	Tons.	No.	Tons.	No.	Tons.	No.	Tons.	No.	Tons.	No.	Tons.
Norwegian.....	2	1,898	...	...	2	1,898	2	1,898	...	...	2	1,898	4	3,796
Chinese.....	35	22,485	2	794	37	23,279	36	23,116	2	794	38	23,910	75	47,189
Total Steamers.....	37	24,383	2	794	39	25,177	38	25,014	2	794	40	25,808	79	50,985
	SAILING VESSELS.													
Chinese.....	18	2,681	2	260	20	2,941	21	3,100	...	...	21	3,100	41	6,041
Total Sailing Vessels	18	2,681	2	260	20	2,941	21	3,100	...	...	21	3,100	41	6,041
GRAND TOTAL.....	55	27,064	4	1,054	59	28,118	59	28,114	2	794	61	28,908	120	57,026

*b.—Under Inland Steam Navigation Rules.*

Nil.

TABLE No. II.—GROSS AND NET VALUES OF THE TRADE OF WENCHOW,  
1902 TO 1904.

	1902.		1903.		1904.	
	NET VALUES.	GROSS VALUES.	NET VALUES.	GROSS VALUES.	NET VALUES.	GROSS VALUES.
	<i>Hk. Ta</i>	<i>Hk. Ta</i>	<i>Hk. Ta</i>	<i>Hk. Ta</i>	<i>Hk. Ta</i>	<i>Hk. Ta</i>
<b>FOREIGN GOODS.</b>						
Imported from Foreign Countries and Hongkong.....	7,138		5,335		5,548	
Imported from Chinese Ports.....	899,362		1,065,762		1,120,552	
<b>Total Foreign Imports.....</b>		<b>906,500</b>		<b>1,071,097</b>		<b>1,126,100</b>
Re-exported to Foreign Countries and Hongkong ...	...		...		...	
Re-exported to Chinese Ports (chiefly to Shanghai and Ningpo).....	652		633		1,611	
<b>Total Foreign Re-exports.....</b>	<b>652</b>		<b>633</b>		<b>1,611</b>	
<b>Net Total Foreign Imports.....</b>	<b>905,848</b>		<b>1,070,464</b>		<b>1,124,489</b>	
<b>NATIVE PRODUCE.</b>						
Imported (chiefly from Shanghai and Ningpo).....		367,283		390,023		397,380
Re-exported to Foreign Countries.....	...		...		...	
Re-exported to Chinese Ports.....	573		1,158		75	
<b>Total Native Re-exports.....</b>	<b>573</b>		<b>1,158</b>		<b>75</b>	
<b>Net Total Native Imports.....</b>	<b>366,710</b>		<b>388,865</b>		<b>397,305</b>	
Native Produce of local origin Exported to Foreign Countries.....	...		...		46,643	
Native Produce of local origin Exported to Chinese Ports.....	643,797		1,130,004		820,262	
<b>Total Exports of local origin ...</b>		<b>643,797</b>		<b>1,130,004</b>		<b>866,905</b>
<b>Gross Value of the Trade of the Port.....</b>		<b>1,917,580</b>		<b>2,591,124</b>		<b>2,390,385</b>
<b>Net Value of the Trade of the Port, i.e., Foreign and Native Imports less Re-exports, and Native Exports of local origin.....</b>	<b>1,916,355</b>		<b>2,589,333</b>		<b>2,388,699</b>	

TABLE No. III.—TRADE IN FOREIGN GOODS.—Imports and Re-exports.

DESCRIPTION OF GOODS.	Classifier of Quantity.	IMPORTS FROM FOREIGN COUNTRIES AND HONGKONG.		IMPORTS FROM CHINESE PORTS.		RE-EXPORTS TO FOREIGN COUNTRIES AND HONGKONG.		RE-EXPORTS TO CHINESE PORTS.		NET TOTAL IMPORTS.	
		Quantity.	Value.	Quantity.	Value.	Quantity.	Value.	Quantity.	Value.	Quantity.	Value.
<b>OPIUM.</b>											
			<i>Hk. Pcs</i>		<i>Hk. Pcs</i>		<i>Hk. Pcs</i>		<i>Hk. Pcs</i>		<i>Hk. Pcs</i>
Benares.....	<i>Piculs</i>	...	...	2.40	1,538	...	...	...	...	2.40	1,538
Malwa.....	"	...	...	1.00	730	...	...	...	...	1.00	730
Patna.....	"	...	...	114.00	74,670	...	...	...	...	114.00	74,670
<b>COTTON GOODS.</b>											
Shirtings, Grey, Plain :—											
7 lb. and under, English.....	<i>Pieces</i>	...	...	373	638	...	...	...	...	373	638
Over 7 lb. and not over 9 lb., English.....	"	...	...	21,680	52,032	...	...	...	...	21,680	52,032
Over 9 lb. and not over 11 lb., ..	"	...	...	17,802	54,296	...	...	...	...	17,802	54,296
Over 11 lb., English.....	"	...	...	2,488	8,708	...	...	...	...	2,488	8,708
" Japanese.....	"	...	...	240	708	...	...	...	...	240	708
Sheetings, Grey, Plain :—											
Over 9 lb. and not over 11 lb., American	<i>Pieces</i>	...	...	40	116	...	...	...	...	40	116
English.....	"	...	...	60	198	...	...	...	...	60	198
Over 11 lb., American.....	"	...	...	180	639	...	...	...	...	180	639
" English.....	"	...	...	90	302	...	...	...	...	90	302
" Indian.....	"	...	...	280	784	...	...	...	...	280	784
" Japanese.....	"	...	...	2,320	5,916	...	...	...	...	2,320	5,916
Shirtings, White, Plain, American.....	"	...	...	50	250	...	...	...	...	50	250
" " English.....	"	...	...	14,302	55,778	...	...	...	...	14,302	55,778
White Irishes.....	"	...	...	1,550	6,278	...	...	...	...	1,550	6,278
Drills, over 12½ lb., American.....	"	...	...	3,974	15,499	...	...	...	...	3,974	15,499
" " Dutch.....	"	...	...	90	302	...	...	...	...	90	302
" " English.....	"	...	...	315	977	...	...	...	...	315	977
" " Indian.....	"	...	...	1,410	4,583	...	...	...	...	1,410	4,583
T-Cloths, 32 inches by 24 yards, English.....	"	...	...	13,955	26,515	...	...	...	...	13,955	26,515
Printed Cottons :—											
Printed Cambrics, Lawns, and Muslins, 12 yards.....	<i>Pieces</i>	...	...	400	360	...	...	...	...	400	360
" Chintzes, Plain Cotton Prints, and Printed Shirtings, not exceeding 30 yards.....	"	...	...	4,201	9,242	...	...	...	...	4,201	9,242
Dyed Cottons :—											
Cotton Italians, Plain, Fast Black.....	<i>Pieces</i>	...	...	10,352	56,418	...	...	...	...	10,352	56,418
" Lastings, Plain.....	"	...	...	1,120	4,592	...	...	...	...	1,120	4,592
" Italians, Figured.....	"	...	...	1,130	6,272	...	...	...	...	1,130	6,272
" Lastings, ..	"	...	...	4,383	14,464	...	...	...	...	4,383	14,464
" Repts and Ribs, Figured.....	"	...	...	960	5,424	...	...	...	...	960	5,424
" Shirtings, Figured, Brocaded, and Spotted.....	"	...	...	640	2,560	...	...	...	...	640	2,560
Dyed Turkey Red Cambrics, 25 yards.....	"	...	...	4,310	10,129	...	...	...	...	4,310	10,129
" " Shirtings, ..	"	...	...	420	1,029	...	...	...	...	420	1,029
Cotton Flannel, Plain, Dyed, and Printed, American, 30 yards.....	"	...	...	230	851	...	...	...	...	230	851
" " Plain, Dyed, and Printed, English, 30 yards.....	"	...	...	590	2,301	...	...	...	...	590	2,301
" " Striped, Japanese, 30 yards.....	"	...	...	774	1,548	...	...	...	...	774	1,548
Velvets and Velveteens, Plain, 22 inches.....	<i>Yards</i>	...	...	8,544	1,709	...	...	...	...	8,544	1,709
Handkerchiefs, Plain, Dyed, and Printed, Japanese.....	<i>Dozens</i>	...	...	1,095	438	...	...	...	...	1,095	438
Towels, Honeycomb and Huckaback, 18 inches by 40 inches, Japanese.....	"	...	...	917	504	...	...	...	...	917	504
Cotton Goods, Unclassed.....	<i>Yards</i>	...	...	2,379	412	...	...	...	...	2,379	412
" Yarn, Grey and Bleached, Indian.....	<i>Piculs</i>	...	...	120	3,048	...	...	...	...	120	3,048
" " " " Japanese.....	"	...	...	1,056	25,978	...	...	...	...	1,056	25,978

TABLE No. III.—TRADE IN FOREIGN GOODS.—Imports and Re-exports—Continued.

DESCRIPTION OF GOODS.	Classifier of Quantity.	IMPORTS FROM FOREIGN COUNTRIES AND HONGKONG.		IMPORTS FROM CHINESE PORTS.		RE-EXPORTS TO FOREIGN COUNTRIES AND HONGKONG.		RE-EXPORTS TO CHINESE PORTS.		NET TOTAL IMPORTS.	
		Quantity.	Value.	Quantity.	Value.	Quantity.	Value.	Quantity.	Value.	Quantity.	Value.
<b>WOOLLEN GOODS.</b>											
Camlets, English.....	Pieces	...	...	1,520	17,328	...	...	...	...	1,520	17,328
Cloth, Broad, Medium, and Habit.....	Yards	...	...	5,642	8,463	...	...	...	...	5,642	8,463
Lastings, Plain, Figured, and Créped.....	Pieces	...	...	420	3,906	...	...	...	...	420	3,906
Long Ells.....	"	...	...	345	1,846	...	...	...	...	345	1,846
Spanish Stripes.....	Yards	...	...	6,809	4,085	...	...	...	...	6,809	4,085
Berlin Wool.....	Piculs	...	...	41	4,258	...	...	...	...	41	4,258
<b>MISCELLANEOUS PIECE GOODS.</b>											
Plushes and Velvets :—											
Plushes and Velvets, Silk Mixture.....	Catties	...	...	450	1,035	...	...	...	...	450	1,035
Silk Piece Goods, Mixtures, Plain.....	"	...	...	1,201	4,564	...	...	90	342	1,111	4,222
<b>METALS.</b>											
Brass and Yellow Metal :—											
Sheets and Plates.....	Piculs	...	...	109	2,676	...	...	...	...	109	2,676
Copper :—											
Ingot and Slabs, Japanese.....	Piculs	...	...	228	6,737	...	...	...	...	228	6,737
Iron and Mild Steel, New :—											
Cobbles and Wire Shorts.....	Piculs	...	...	12,258	31,871	...	...	...	...	12,258	31,871
Hoops.....	"	...	...	190	760	...	...	...	...	190	760
Nails, Wire.....	"	...	...	168	672	...	...	...	...	168	672
Plate Cuttings.....	"	...	...	829	1,824	...	...	...	...	829	1,824
Wire.....	"	...	...	81	405	...	...	...	...	81	405
Iron and Mild Steel, Old :—											
Hoops.....	Piculs	...	...	35	72	...	...	...	...	35	72
Plates.....	"	...	...	61	119	...	...	...	...	61	119
Wire.....	"	...	...	2,093	3,872	...	...	...	...	2,093	3,872
Iron, Galvanized : Sheets, Plain.....	"	...	...	13	73	...	...	...	...	13	73
Lead, in Pigs and Bars.....	"	...	...	695	3,962	...	...	...	...	695	3,962
Steel, Bamboo.....	"	...	...	446	2,230	...	...	...	...	446	2,230
Tin, Slabs.....	"	...	...	6	261	...	...	...	...	6	261
White Metal, Sheets.....	"	...	...	37	1,822	...	...	...	...	37	1,822
Metals, Unclassed.....	"	...	...	566	2,350	...	...	...	...	566	2,350
<b>SONDRIES.</b>											
Agar-agar.....	Piculs	...	...	598	2,392	...	...	...	...	598	2,392
Awabi.....	"	...	...	28	1,275	...	...	...	...	28	1,275
Bicho de Mar, Black.....	"	...	...	55	2,475	...	...	...	...	55	2,475
White.....	"	...	...	242	4,840	...	...	...	...	242	4,840
Boxes, Fancy.....	Gross	...	...	1,196	1,830	...	...	...	...	1,196	1,830
Braid, Llama.....	Piculs	...	...	36	4,734	...	...	...	...	36	4,734
Buttons, Brass and Fancy.....	Gross	...	...	11,299	4,520	...	...	...	...	11,299	4,520
Candles.....	Piculs	...	...	79	1,454	...	...	...	...	79	1,454
Cigarettes.....	Value	...	...	...	680	...	...	...	...	...	680
Clams, Dried.....	Piculs	...	...	72	1,296	...	...	...	...	72	1,296
Clocks.....	Pieces	...	...	836	1,598	...	...	...	...	836	1,598
Cockles, Dried.....	Piculs	...	...	1,149	11,490	...	...	...	...	1,149	11,490
Compy.....	"	...	...	21	969	...	...	...	...	21	969
Cuttle-fish.....	"	...	...	197	2,955	...	...	...	...	197	2,955
Dyes, Aniline.....	Value	...	...	...	20,852	...	...	618	...	...	20,234
Ultrasarine.....	Piculs	...	...	23	253	...	...	...	...	23	253
Fans, Palm-leaf, Coarse.....	Pieces	280,000	1,680	196,400	1,178	...	...	...	...	476,400	2,858
Fine.....	"	81,400	814	51,400	514	...	...	...	...	132,800	1,328
Fish, Dried.....	Piculs	...	...	25	231	...	...	...	...	25	231
Flour.....	"	...	...	104	390	...	...	...	...	104	390
Ginseng, American, Clarified, 1st Quality.....	Catties	...	...	40	504	...	...	...	...	40	504
Japan, Crude, 1st Quality.....	"	...	...	12,499	38,747	...	...	158	490	12,341	38,257
Korean, Clarified; 1st Quality.....	"	...	...	185	3,598	...	...	...	...	185	3,598

TABLE No. III.—TRADE IN FOREIGN GOODS.—Imports and Re-exports—Continued.

DESCRIPTION OF GOODS.	Classifier of Quantity.	IMPORTS FROM FOREIGN COUNTRIES AND HONGKONG.		IMPORTS FROM CHINESE PORTS.		RE-EXPORTS TO FOREIGN COUNTRIES AND HONGKONG.		RE-EXPORTS TO CHINESE PORTS.		NET TOTAL IMPORTS.	
		Quantity.	Value.	Quantity.	Value.	Quantity.	Value.	Quantity.	Value.	Quantity.	Value.
Glass, Window, Common.....	Bores	...	Hk. <i>7</i> ₵	700	2,800	...	...	...	...	700	2,800
Glassware.....	Piculs	...	...	59	870	...	...	...	...	59	870
Isinglass, Vegetable.....	...	...	...	73	4,015	...	...	...	...	73	4,015
Lamps and Accessories.....	Value	...	...	...	2,719	...	...	...	...	...	2,719
Lead, White.....	Piculs	...	...	264	2,640	...	...	...	...	264	2,640
Lichees, Dried.....	"	...	...	298	2,771	...	...	...	...	298	2,771
Mangrove Bark.....	"	...	...	2,126	3,189	...	...	...	...	2,126	3,189
Matches, Wood Japan, Large.....	Gross	...	...	1,200	302	...	...	...	...	1,200	302
" " Small.....	"	...	...	27,300	5,351	...	...	...	...	27,300	5,351
Medicines.....	Value	...	...	...	3,808	...	...	...	...	...	3,808
Milk, Condensed, in Tins.....	Dozens	...	...	557	808	...	...	...	...	557	808
Mussels, Dried.....	Piculs	...	...	95	1,425	...	...	...	...	95	1,425
Needles.....	Milli	...	...	16,177	3,284	...	...	...	...	16,177	3,284
Oil, Kerosene, American.....	Galls.	...	...	78,600	15,516	...	...	...	...	78,600	15,516
" " Russian.....	"	...	...	124,800	21,066	...	...	...	...	124,800	21,066
" " Sumatra.....	"	...	...	910,000	152,607	...	...	...	...	910,000	152,607
Paint, Green.....	Piculs	...	...	45	329	...	...	...	...	45	329
Paper, 1st Quality.....	"	...	...	568	16,302	...	...	2	57	566	16,245
Pepper, Black.....	"	...	...	14	280	...	...	...	...	14	280
Purses.....	Pieces	...	...	34,584	3,113	...	...	...	...	34,584	3,113
Putchuck.....	Piculs	...	...	21	336	...	...	...	...	21	336
Rattans, Whole.....	"	273	1,638	1,459	8,754	...	...	...	...	1,732	10,392
Sapanwood.....	"	...	...	426	1,065	...	...	...	...	426	1,065
Seaweed, Long.....	"	...	...	10,475	31,425	...	...	...	...	10,475	31,425
Soap, Bar.....	"	...	...	1,031	5,774	...	...	...	...	1,031	5,774
Sugar, Brown.....	"	...	...	12,518	50,072	...	...	26	104	12,492	49,968
" Candy.....	"	...	...	924	6,607	...	...	...	...	924	6,607
" White.....	"	...	...	15,671	76,788	...	...	...	...	15,671	76,788
Umbrellas, Cotton.....	Pieces	...	...	11,142	6,685	...	...	...	...	11,142	6,685
Vermilion.....	Piculs	...	...	46	3,680	...	...	...	...	46	3,680
Worm Tablets, in Bottles.....	Dozens	...	...	420	307	...	...	...	...	420	307
Sundries, Unenumerated.....	Value	...	60	...	13,162	...	...	...	...	...	13,222
<b>TOTAL</b> .....	<b>Hk. <i>7</i>₵</b>	...	4,192	...	...	...	...	...	...	...	1,123,133
Imports from Foreign Countries by Junk, not otherwise recorded.....	<b>Hk. <i>7</i>₵</b>	...	1,356	...	...	...	...	...	...	...	1,356
<b>GRAND TOTAL</b> .....	<b>Hk. <i>7</i>₵</b>	...	5,548	...	1,120,552	...	...	...	1,611	...	1,124,489

## SUMMARY.

IMPORTS from Hongkong.....	Hk. <i>7</i> ₵	5,548
Total from Foreign Countries.....	Hk. <i>7</i> ₵	5,548
Imports from Chinese Ports.....	"	1,120,552
<b>TOTAL FOREIGN IMPORTS</b> .....	<b>Hk. <i>7</i>₵</b>	<b>1,126,100</b>
RE-EXPORTS to Shanghai.....	Hk. <i>7</i> ₵	1,611
Total to Chinese Ports.....	Hk. <i>7</i> ₵	1,611
<b>TOTAL FOREIGN RE-EXPORTS</b> .....	<b>Hk. <i>7</i>₵</b>	<b>1,611</b>
<b>NET TOTAL FOREIGN IMPORTS</b> .....	<b>Hk. <i>7</i>₵</b>	<b>1,124,489</b>

TABLE No. IV.—TRADE IN NATIVE PRODUCE.—Imports and Re-exports.

DESCRIPTION OF GOODS.	Classifier of Quantity.	IMPORTS FROM CHINESE PORTS.		RE-EXPORTS TO CHINESE PORTS.		RE-EXPORTS TO FOREIGN COUNTRIES AND HONGKONG.		NET TOTAL IMPORTS.	
		Quantity.	Value.	Quantity.	Value.	Quantity.	Value.	Quantity.	Value.
<b>COTTON GOODS.*</b>									
Cotton Yarn, Shanghai and Ningpo...	<i>Piculs</i>	5,315	101,294	...	...	...	...	5,315	101,294
<b>SUNDRIES.</b>									
Alum, Green.....	<i>Piculs</i>	467	810	...	...	...	...	467	810
Beans, Black.....	"	244	975	...	...	...	...	244	975
"    Green.....	"	537	1,629	...	...	...	...	537	1,629
"    Yellow.....	"	3,134	10,871	...	...	...	...	3,134	10,871
Books, Printed.....	"	306	5,694	...	...	...	...	306	5,694
Buttons, Brass.....	"	63	2,364	...	...	...	...	63	2,364
Cassia Twigs.....	"	70	333	...	...	...	...	70	333
China-root.....	"	85	1,687	...	...	...	...	85	1,687
Cinnamon.....	"	12	733	...	...	...	...	12	733
Cloth, Native (Nankeens).....	"	684	23,618	...	...	...	...	684	23,618
Cotton, Raw.....	"	1,073	15,367	...	...	...	...	1,073	15,367
"    Ribbons.....	"	20	1,385	...	...	...	...	20	1,385
"    Wadding.....	"	2,050	2,599	...	...	...	...	2,050	2,599
Dates, Black.....	"	73	346	...	...	...	...	73	346
"    Red.....	"	2,583	8,590	...	...	...	...	2,583	8,590
Earth, ".....	"	181	166	...	...	...	...	181	166
Fans, Paper.....	<i>Pieces</i>	47,734	1,200	...	...	...	...	47,734	1,200
Fish, Dried.....	<i>Piculs</i>	100	1,914	...	...	...	...	100	1,914
Flour, Shanghai Mill.....	"	1,031	3,612	...	...	...	...	1,031	3,612
Fruits, Fresh.....	"	1,044	1,225	...	...	...	...	1,044	1,225
Fungus.....	"	483	15,318	...	...	...	...	483	15,318
Ginseng, Native.....	"	1	533	...	...	...	...	1	533
Glass or Vitrified Ware.....	"	166	1,960	...	...	...	...	166	1,960
Ground-nuts.....	"	1,031	4,208	3	9	...	...	1,028	4,199
Gypsum.....	"	2,809	2,343	...	...	...	...	2,809	2,343
Hemp.....	"	4,507	38,721	7	66	...	...	4,500	38,655
Hides, Ass, Prepared.....	"	5	484	...	...	...	...	5	484
Indigo, Dried.....	"	34	626	...	...	...	...	34	626
Lead, in Pigs.....	"	82	672	...	...	...	...	82	672
"    Lining for Tea Chests.....	"	401	4,502	...	...	...	...	401	4,502
"    Yellow.....	"	260	2,870	...	...	...	...	260	2,870
Lichees, Dried.....	"	185	2,577	...	...	...	...	185	2,577
Lily Flowers, Dried.....	"	2,508	19,330	...	...	...	...	2,508	19,330
Medicines.....	"	1,926	20,396	...	...	...	...	1,926	20,396
Oil, Ground-nut.....	"	51	325	...	...	...	...	51	325
"    Wood.....	"	88	592	...	...	...	...	88	592
Peel, Orange.....	"	93	475	...	...	...	...	93	475
Persimmons, Dried.....	"	489	1,262	...	...	...	...	489	1,262
Plums, Dried and Salted.....	"	110	232	...	...	...	...	110	232
Preserves.....	"	22	204	...	...	...	...	22	204
Safflower.....	"	7	328	...	...	...	...	7	328
Saltpetre.....	"	377	4,056	...	...	...	...	377	4,056
Sanshu.....	"	64	324	...	...	...	...	64	324
Seed, Melon.....	"	1,226	5,989	...	...	...	...	1,226	5,989
"    Sesamum.....	"	698	3,212	...	...	...	...	698	3,212
Silk, Raw, Yellow.....	"	8	2,084	...	...	...	...	8	2,084
"    Piece Goods.....	"	18	10,155	...	...	...	...	18	10,155
"    and Cotton Mixture.....	"	5	810	...	...	...	...	5	810
"    Ribbons.....	"	14	8,542	...	...	...	...	14	8,542
Silver Dross.....	"	71	860	...	...	...	...	71	860
Sugar, Brown.....	"	1,150	4,213	...	...	...	...	1,150	4,213
Tallow, Vegetable.....	"	1,384	12,865	...	...	...	...	1,384	12,865
Tar, Coal.....	<i>Gallons</i>	12,650	1,894	...	...	...	...	12,650	1,894
Tobacco Knives.....	<i>Piculs</i>	23	292	...	...	...	...	23	292
"    Leaf.....	"	109	541	...	...	...	...	109	541

\* Steam Factory products.

TABLE No. IV.—TRADE IN NATIVE PRODUCE.—Imports and Re-exports—Continued.

DESCRIPTION OF GOODS.	Classifier of Quantity.	IMPORTS FROM CHINESE PORTS.		RE-EXPORTS TO CHINESE PORTS.		RE-EXPORTS TO FOREIGN COUNTRIES AND HONGKONG.		NET TOTAL IMPORTS.	
		Quantity.	Value.	Quantity.	Value.	Quantity.	Value.	Quantity.	Value.
Tobacco, Prepared .....	<i>Piculs</i>	428	<i>Hk. Ts</i> 10,178	...	<i>Hk. Ts</i> ...	...	<i>Hk. Ts</i> ...	428	10,178
Varnish .....	"	189	10,815	...	...	...	...	189	10,815
Vermicelli .....	"	207	2,183	...	...	...	...	207	2,183
Walnuts .....	"	567	2,030	...	...	...	...	567	2,030
Wax, White .....	"	106	5,142	...	...	...	...	106	5,142
Sundries, Unenumerated .....	<i>Value</i>	...	6,825	...	...	...	...	...	6,825
<b>TOTAL</b> .....	<i>Hk. Ts</i>	...	397,380	...	75	...	...	...	397,305

## SUMMARY.

IMPORTS from Hankow .....	<i>Hk. Ts</i>	14,893
"    "    Kiukiang .....	"	220
"    "    Nanking .....	"	988
"    "    Chinkiang .....	"	2,605
"    "    Shanghai .....	"	258,885
"    "    Ningpo .....	"	106,914
"    "    Amoy .....	"	4,016
"    "    Swatow .....	"	273
"    "    Canton .....	"	8,586
Total from Chinese Ports .....	<i>Hk. Ts</i>	397,380
TOTAL NATIVE IMPORTS .....	<i>Hk. Ts</i>	397,380
RE-EXPORTS to Chinkiang .....	<i>Hk. Ts</i>	66
"    "    Shanghai .....	"	9
Total to Chinese Ports .....	<i>Hk. Ts</i>	75
TOTAL NATIVE RE-EXPORTS .....	<i>Hk. Ts</i>	75
NET TOTAL NATIVE IMPORTS .....	<i>Hk. Ts</i>	397,305

TABLE No. V.—TRADE IN NATIVE PRODUCE.—Exports and Re-exports.

DESCRIPTION OF GOODS.	Classifier of Quantity.	EXPORTS TO FOREIGN COUNTRIES.		EXPORTS TO HONGKONG.		EXPORTS TO CHINESE PORTS.		TOTAL RE-EXPORTS TO FOREIGN COUNTRIES, HONGKONG, AND CHINESE PORTS.		TOTAL EXPORTS (including Re-exports.)	
		Quantity.	Value.	Quantity.	Value.	Quantity.	Value.	Quantity.	Value.	Quantity.	Value.
Bamboo Shoots, Dried.....	Piculs	...	Hk. Tls	...	Hk. Tls	64	379	...	Hk. Tls	64	379
" " Fresh.....	"	...	...	...	...	53	141	...	...	53	141
Barley, Pearl.....	"	...	...	...	...	108	608	...	...	108	608
Books, Printed.....	"	...	...	...	...	100	2,161	...	...	100	2,161
Charcoal.....	"	...	...	...	...	4,921	2,163	...	...	4,921	2,163
China-root.....	"	...	...	...	...	53	1,748	...	...	53	1,748
Coir and Coirware.....	"	...	...	...	...	1,366	6,618	...	...	1,366	6,618
Cotton Rags.....	"	...	...	...	...	903	734	...	...	903	734
Eggs, Fresh.....	Pieces	...	...	...	...	513,380	1,940	...	...	513,380	1,940
Feathers, Duck.....	Piculs	...	...	...	...	452	2,990	...	...	452	2,990
Firewood.....	"	...	...	...	...	10,923	2,728	...	...	10,923	2,728
Fish Lips.....	"	...	...	...	...	10	268	...	...	10	268
" Maws.....	"	...	...	...	...	172	11,583	...	...	172	11,583
" Skins.....	"	...	...	...	...	20	407	...	...	20	407
Furniture.....	Pieces	...	...	...	...	11,000	3,344	...	...	11,000	3,344
Ground-nuts.....	Piculs	...	...	...	...	...	...	3	9	3	9
Hemp.....	"	...	...	...	...	...	...	7	66	7	66
Hides, Cow.....	"	...	...	...	...	1,901	31,486	...	...	1,901	31,486
Lampwick.....	"	...	...	...	...	45	552	...	...	45	552
Leather.....	"	...	...	...	...	56	1,475	...	...	56	1,475
Medicines.....	"	...	...	...	...	8,679	27,212	...	...	8,679	27,212
Orange Skin.....	"	...	...	...	...	70	488	...	...	70	488
Oranges, Fresh.....	"	...	...	...	...	22,172	31,508	...	...	22,172	31,508
Pewterware.....	"	...	...	...	...	4	191	...	...	4	191
Prawns and Shrimps, Dried...	"	...	...	...	...	734	19,109	...	...	734	19,109
Preserves.....	"	...	...	...	...	95	527	...	...	95	527
Resin.....	"	...	...	...	...	649	1,079	...	...	649	1,079
Sea Blubber.....	"	...	...	...	...	1,854	2,009	...	...	1,854	2,009
Sharks Fins, White.....	"	...	...	...	...	28	2,900	...	...	28	2,900
Silk, Refuse.....	"	...	...	...	...	12	326	...	...	12	326
" Piece Goods.....	"	...	...	...	...	18	8,283	...	...	18	8,283
Skins (Furs), Badger.....	Pieces	...	...	...	...	1,220	551	...	...	1,220	551
" " Land-otter.....	"	...	...	...	...	1,200	2,616	...	...	1,200	2,616
Soapstone Ornaments.....	Piculs	...	...	...	...	610	8,126	...	...	610	8,126
Tallow, Animal.....	"	...	...	...	...	33	241	...	...	33	241
" Vegetable.....	"	...	...	...	...	19	200	...	...	19	200
Tar, Pine.....	"	...	...	...	...	85	133	...	...	85	133
Tea, Black.....	"	...	...	...	...	580	10,503	...	...	580	10,503
" Dust.....	"	...	...	...	...	983	4,262	...	...	983	4,262
" Green.....	"	...	...	...	...	14,074	370,060	...	...	14,074	370,060
" Leaf and Unfired.....	"	...	...	...	...	10,936	129,010	...	...	10,936	129,010
" Stalk.....	"	...	...	...	...	285	1,333	...	...	285	1,333
Timber, Planks, Soft-wood....	Sq. feet	...	...	...	...	4,083,625	60,490	...	...	4,083,625	60,490
Tobacco, Leaf.....	Piculs	...	...	...	...	1,851	20,312	...	...	1,851	20,312
" Prepared.....	"	...	...	...	...	79	1,667	...	...	79	1,667
" Stalk.....	"	...	...	...	...	170	344	...	...	170	344
Umbrella (Kittysol) Frames....	Pieces	...	...	...	...	123,290	2,787	...	...	123,290	2,787
Umbrellas, Paper (Kittysols)...	"	...	...	...	...	310,680	35,517	...	...	310,680	35,517
Wood, Poles.....	"	...	...	...	...	1,372	782	...	...	1,372	782
Sundries, Unenumerated.....	Value	...	...	...	...	...	6,371	...	...	...	6,371
<b>TOTAL.....</b>	<b>Hk. Tls</b>	...	...	...	...	...	820,262	...	75	...	820,337
Exports to Foreign Countries by Junk, not otherwise recorded	<b>Hk. Tls</b>	...	...	46,643	...	...	...	...	...	...	46,643
<b>GRAND TOTAL.....</b>	<b>Hk. Tls</b>	...	...	46,643	...	...	820,262	...	75	...	866,980



## SUMMARY.

To—	EXPORTS.		RE-EXPORTS.		TOTAL EXPORTS AND RE-EXPORTS.	
	<i>Hk. Ts</i>	<i>Hk. Ts</i>	<i>Hk. Ts</i>	<i>Hk. Ts</i>	<i>Hk. Ts</i>	<i>Hk. Ts</i>
Hongkong .....	46,643		...		46,643	
Total to Foreign Countries.....	46,643	46,643	...		46,643	46,643
Tientsin.....	28,598		...		28,598	
Chefoo.....	1,007		...		1,007	
Hankow .....	273		...		273	
Chinkiang.....	2,221		66		2,287	
Shanghai.....	726,354		9		726,363	
Ningpo.....	42,527		...		42,527	
Amoy.....	18,799		...		18,799	
Canton .....	483		...		483	
Total to Chinese Ports.....	820,262		75		820,337	
<b>GRAND TOTAL.....</b>	<b>866,905</b>		<b>75</b>		<b>866,980</b>	

TABLE No. VI.—TRANSIT TRADE.

a.—Table showing the Destinations of the various Goods forwarded under Transit Passes to the Interior during the Year 1904.

DESCRIPTION OF GOODS.	Classifier of Quantity.	CHEKKIANG.		FUHKIEN.		TOTAL.	
		Quantity.	Value.	Quantity.	Value.	Quantity.	Value.
<b>COTTON GOODS.</b>							
<i>Hk. Ta</i>							
Shirtings, Grey, Plain :—							
7 lb. and under, English.....	<i>Pieces</i>	59	100	...	...	59	100
Over 7 lb. and not over 9 lb., English...	"	874	2,098	49	117	923	2,215
Over 9 lb. and not over 11 lb., " ...	"	3	9	...	...	3	9
Drills, over 12½ lb., American.....	"	3	12	...	...	3	12
T-Cloths, 32 inches by 24 yards, English..	"	939	1,784	220	418	1,159	2,202
<b>METALS.</b>							
<i>Piculs</i>							
Iron and Mild Steel, New :—							
Cobbles and Wire Shorts.....		952	2,475	23	59	975	2,534
Hoops.....	"	20	80	...	...	20	80
Plate Cuttings.....	"	15	44	...	...	15	44
Iron and Mild Steel, Old :—							
Plates.....	<i>Piculs</i>	93	181	61	119	154	300
Wire.....	"	1,695	3,136	86	159	1,781	3,295
Lead, in Pigs and Bars.....	"	10	57	...	...	10	57
Steel, Bamboo.....	"	147	735	...	...	147	735
<b>SUNDRIES.</b>							
Agar-agar.....	<i>Piculs</i>	28	112	...	...	28	112
Glass, Window.....	<i>Boxes</i>	111	444	1	4	112	448
Mangrove Bark.....	<i>Piculs</i>	160	240	...	...	160	240
Oil, Kerosene, American.....	<i>Gallons</i>	630	124	...	...	630	124
" " Russian.....	"	34,610	5,842	...	...	34,610	5,842
" " Sumatra.....	"	201,260	33,751	50	9	201,310	33,760
Rattans, Whole.....	<i>Piculs</i>	77	462	...	...	77	462
Seaweed, Long.....	"	3,304	9,912	...	...	3,304	9,912
Sugar, Brown.....	"	6,967	27,868	...	...	6,967	27,868
" White.....	"	2,700	13,230	...	...	2,700	13,230
Sundries, Unenumerated.....	<i>Value</i>	...	147	...	...	...	147
<b>TOTAL.....</b>	<i>Hk. Ta</i>		102,843		885		103,728
<b>CHINESE COTTON GOODS.*</b>							
Cotton Yarn, Shanghai.....	<i>Piculs</i>	3,753	71,495	...	...	3,753	71,495
" " Ningpo.....	"	69	1,316	...	...	69	1,316
<b>TOTAL.....</b>	<i>Hk. Ta</i>	3,822	72,811	...	...	3,822	72,811
<b>GRAND TOTAL.....</b>	<i>Hk. Ta</i>		175,654		885		176,539

b.—Table showing the Provinces from which Native Goods were brought under Transit Passes during the Year 1904.

*Nil.*

c.—Table showing the Number of Passes issued for, and the Amount of Duties collected on, Foreign Goods forwarded to the Interior under Transit Passes, as divided between the various Nationalities, during the Year 1904.

QUARTER.	BRITISH.		CHINESE.		TOTAL.	
	No. of Passes.	Transit Dues.	No. of Passes.	Transit Dues.	No. of Passes.	Transit Dues.
		<i>Hk. Tk m. c. c.</i>		<i>Hk. Tk m. c. c.</i>		<i>Hk. Tk m. c. c.</i>
1st quarter.....	...	...	1,751	562.8.4.2	1,751	562.8.4.2
2nd „.....	1	0.7.8.0	1,943	602.3.5.2	1,944	603.1.3.2
3rd „.....	...	...	1,755	519.5.3.0	1,755	519.5.3.0
4th „.....	...	...	1,708	574.2.8.0	1,708	574.2.8.0
TOTAL.....	1	0.7.8.0	7,157	2,259 0.0.4	7,158 *	2,259.7.8.4

\* Not including 1,169 Passes for Chinese Cotton Goods.

d.—Table showing the Number of Passes surrendered for, and the Amount of Duties collected on, Native Goods brought from the Interior under Transit Passes, as divided between the various Nationalities, during the Year 1904.

*Nil.*

TABLE No. VII.—DUTIES.

*a.*—Duties paid under each Flag, for the Year ended 31st December 1904.

FLAG.	IMPORT.	EXPORT.	COAST TRADE.	TONNAGE.	TRANSIT.	OPIUM LIKIN.	TOTAL.
	<i>Hk. ₧m.c.c.</i>	<i>Hk. ₧m.c.c.</i>	<i>Hk. ₧m.c.c.</i>	<i>Hk. ₧m.c.c.</i>	<i>Hk. ₧m.c.c.</i>	<i>Hk. ₧m.c.c.</i>	<i>Hk. ₧m.c.c.</i>
Norwegian.....	...	412.6.3.6	50.9.3.0	...	...	...	463.5.6.6
Chinese.....	439.1.9.4	35,225.4.1.2	4,836.6.7.4	674.8.0.0	2,259.7.8.4	9,392.0.0.0	52,827.8.6.4
On Opium.....	3,522.0.0.0	...	...	...	...	...	3,522.0.0.0
TOTAL.....	3,961.1.9.4	35,638.0.4.8	4,887.6.0.4	674.8.0.0	2,259.7.8.4	9,392.0.0.0	56,813.4.3.0*

\* No Drawbacks marked for cash payment during the year, to be deducted from this total.....*Hk. ₧ Nil.*

*b.*—Comparative Table of Duties collected, for the Years 1895 to 1904.

YEARS.	IMPORT (exclusive of Opium).	EXPORT (exclusive of Opium).	COAST TRADE (exclusive of Opium).	OPIUM (Import, Export, and Coast Trade).	TONNAGE.	TRANSIT.	OPIUM LIKIN.	TOTAL.
	<i>Hk. ₧m.c.c.</i>	<i>Hk. ₧m.c.c.</i>	<i>Hk. ₧m.c.c.</i>	<i>Hk. ₧m.c.c.</i>	<i>Hk. ₧m.c.c.</i>	<i>Hk. ₧m.c.c.</i>	<i>Hk. ₧m.c.c.</i>	<i>Hk. ₧m.c.c.</i>
1895.....	1,069.9.2.2	50,227.6.8.0	1,383.0.8.8	1,896.0.0.0	252.4.0.0	729.3.5.2	5,056.0.0.0	60,614.4.4.2
1896.....	847.2.4.8	29,514.6.5.4	1,656.1.6.7	3,102.0.0.0	660.0.0.0	980.7.7.0	8,272.0.0.0	45,032.8.3.9
1897.....	288.4.8.2	36,976.0.8.6	2,038.9.3.2	3,240.0.0.0	1,002.1.0.0	1,469.9.2.7	8,640.0.0.0	53,655.5.2.7
1898.....	380.9.2.8	39,451.0.1.2	2,349.1.8.8	3,846.0.0.0	58.4.0.0	1,439.1.2.6	10,256.0.0.0	57,780.6.5.4
1899.....	408.0.3.4	42,236.4.8.6	2,690.0.0.6	4,776.0.0.0	267.3.0.0	1,460.3.0.9	12,736.0.0.0	64,574.1.3.5
1900.....	349.7.7.2	31,257.8.0.3	2,991.5.1.9	2,199.0.0.0	774.8.0.0	1,541.6.5.1	5,864.0.0.0	44,978.5.4.5
1901.....	316.9.6.1	38,185.7.3.2	2,584.9.3.3	888.0.0.0	529.7.0.0	1,108.5.1.2	2,368.0.0.0	45,981.8.3.8
1902.....	623.0.0.2	48,041.4.2.6	3,105.2.3.5	5,502.0.0.0	442.3.0.0	1,503.2.2.3	14,672.0.0.0	73,889.1.8.6
1903.....	572.4.8.3	55,277.7.1.3	4,363.2.6.1	5,245.2.0.0	186.6.0.0	2,166.7.0.2	13,987.2.0.0	81,799.1.5.9
1904.....	439.1.9.4	35,638.0.4.8	4,887.6.0.4	3,522.0.0.0	674.8.0.0	2,259.7.8.4	9,392.0.0.0	56,813.4.3.0

## B.—SPECIAL TABLES.

TABLE No. I.—IMPORT TRADE.

Comparative Table of the principal Articles of Import, for the Years 1895 to 1904.

DESCRIPTION OF GOODS.	Classifier of Quantity.	1895.	1896.	1897.	1898.	1899.	1900.	1901.	1902.	1903.	1904.
<b>OPIUM.</b>											
Benares.....	<i>Piculs</i>	...	...	...	1	3	...	...	...	...	2
Malwa.....	"	5	5	...	1	8	3	2	22	12	1
Patna.....	"	59	98	108	126	148	71	28	140	160	114
Persian.....	"	...	...	...	...	...	...	...	21	3	...
Boiled.....	<i>Catties</i>	...	...	...	...	...	...	...	...	3	...
<b>COTTON GOODS.</b>											
Handkerchiefs.....	<i>Dozens</i>	992	802	1,931	1,172	1,226	1,630	1,411	737	1,418	1,095
Cotton Goods, Unclassed.....	<i>Pieces</i>	83,081	86,745	94,108	77,792	92,606	86,578	68,148	72,591	97,798	111,024
"  Yarn, Indian.....	<i>Piculs</i>	1,095	1,914	1,266	753	543	480	175	400	294	120
"  "  Japanese.....	"	132	65	405	369	708	519	593	274	1,019	1,056
<i>Chinese Cotton Goods.*</i>											
Cotton Yarn, Shanghai and Ningpo.....	<i>Piculs</i>	6	266	708	2,710	3,857	3,549	2,481	2,655	3,771	5,315
WOOLLEN GOODS.....	<i>Pieces</i>	2,958	2,426	2,867	2,206	2,931	2,687	1,619	3,236	2,296	2,723
<b>METALS.</b>											
Copper, Slabs, Japanese.....	<i>Piculs</i>	257	204	376	363	128	235	364	327	292	228
Iron, Hoops.....	"	...	...	...	...	...	99	147	128	141	190
"  Wire Cobbles.....	"	6,791	10,166	9,546	11,165	10,462	9,817	11,043	6,696	10,815	12,258
"  Old: Wire.....	"	731	648	1,538	1,431	1,381	1,035	695	1,910	1,435	2,093
Lead, in Pigs.....	"	665	481	438	665	579	338	295	391	399	695
Steel, Bars.....	"	317	331	349	466	385	507	376	332	483	446
<b>SUNDRIES.</b>											
Agar-agar.....	<i>Piculs</i>	246	338	274	380	506	292	116	235	445	598
Bicho de Mar, Black and White.....	"	160	285	967	188	262	203	190	242	296	297
Braid, Llana.....	<i>Boxes</i>	14,870	17,784	19,736	15,841	22,626	18,710	24,347	21,295	37,030	42,870
Dyes, Aniline.....	<i>Value, Hk. Ts.</i>	9,464	10,423	13,485	13,184	17,895	16,792	18,747	12,193	15,494	20,234
Fans, Palm-leaf, Trimmed and Untrimmed.....	<i>Pieces</i>	486,900	773,000	686,600	582,200	674,800	626,600	730,200	495,800	518,000	609,200
Ginseng, Japan, Crude.....	<i>Piculs</i>	92	70	72	104	146	132	135	157	199	123
Glass, Window.....	<i>Boxes</i>	580	453	525	557	706	616	582	516	622	700
Mangrove Bark.....	<i>Piculs</i>	2,255	3,688	1,418	204	1,262	2,918	521	...	905	2,126
Matches, Wood, Japan.....	<i>Gross</i>	41,575	21,000	20,700	33,500	14,000	11,350	13,750	18,250	37,850	28,500

\* Steam Factory products.

Comparative Table of the principal Articles of Import—Continued.

DESCRIPTION OF GOODS.	Classifier of Quantity.	1895.	1896.	1897.	1898.	1899.	1900.	1901.	1902.	1903.	1904.
Needles.....	<i>Mille</i>	7,975	9,052	9,445	10,653	13,204	11,340	13,519	9,212	12,358	16,177
Oil, Kerosene, American.....	<i>Galls.</i>	201,000	83,000	129,000	70,500	67,000	97,900	35,000	68,950	76,000	78,600
"    "    Russian.....	"	233,000	256,050	300,000	326,000	426,500	581,700	387,500	43,500	228,500	124,800
"    "    Sumatra.....	"	...	32,000	58,000	241,500	187,500	85,000	266,200	366,000	421,500	910,000
Rattans, Whole.....	<i>Piculs</i>	760	741	1,133	1,142	1,238	1,405	1,721	1,505	1,838	1,732
Seaweed; Japan.....	"	6,150	7,792	9,638	9,721	11,141	9,354	8,124	8,242	10,369	10,475
Sugar, Brown.....	"	378	173	464	3,301	1,646	3,452	4,033	19,758	12,372	12,492
"    White.....	"	2,731	2,488	4,305	5,290	6,374	7,492	10,406	15,235	13,102	15,671
Umbrellas, Alpaca.....	<i>Pieces</i>	4,728	4,276	3,298	3,447	6,408	6,427	8,196	5,418	8,964	11,142

TABLE No. 2.—EXPORT TRADE.

Comparative Table of the principal Articles of Export, for the Years 1895 to 1904.

DESCRIPTION OF GOODS.	Classifier of Quantity.	1895.	1896.	1897.	1898.	1899.	1900.	1901.	1902.	1903.	1904.
Charcoal.....	<i>Piculs</i>	4,023	3,517	2,212	3,043	3,558	2,222	4,559	1,205	2,819	4,921
Coir and Coirware.....	"	671	1,251	1,798	849	1,351	607	1,627	1,921	1,639	1,366
Cuttle-fish.....	"	...	...	...	...	884	21	...	...	...	...
Feathers, Duck.....	"	138	137	163	302	108	207	86	272	256	452
Fish Maws.....	"	91	135	95	110	79	107	105	119	89	172
Hides, Cow.....	"	364	828	298	467	515	434	273	1,648	2,145	1,901
Medicines.....	{ <i>Value, Hk. Tk.</i> }	9,601	11,444	11,334	12,447	15,375	12,979	16,363	17,251	20,071	27,212
Oranges, Fresh.....	<i>Piculs</i>	14,921	21,965	21,350	18,397	18,830	10,789	18,732	19,654	17,398	22,172
Prawns and Shrimps, Dried.....	"	190	446	455	625	529	709	367	541	672	734
Skins (Furs), Land-otter.....	<i>Pieces</i>	1,100	960	912	970	940	1,226	840	1,120	1,307	1,200
Soapstone Ornaments.....	<i>Piculs</i>	348	334	292	322	221	195	463	587	567	610
Tea, Black.....	"	3,831	3,256	2,512	1,692	2,297	1,863	991	947	1,259	580
"    Green.....	"	5,405	3,117	4,700	6,743	7,502	5,722	6,044	9,712	14,993	14,074
"    Leaf and Unfired.....	"	11,349	3,095	6,098	4,612	4,486	3,152	6,062	15,752	22,683	10,936
Timber, Planks, Soft-wood.....	<i>Sq. feet</i>	101,571	1,519,546	2,072,839	2,389,434	1,869,206	2,030,686	3,229,672	2,655,541	3,230,790	4,083,625
Tobacco, Leaf.....	<i>Piculs</i>	1,548	3,568	2,611	8,346	3,495	1,436	1,452	2,895	3,540	1,851
Umbrella (Kittysol) Frames.....	<i>Pieces</i>	...	...	14,050	5,840	18,900	55,800	91,180	88,100	118,700	123,290
Umbrellas, Paper (Kittysols).....	"	220,730	331,170	316,850	333,425	299,310	315,075	255,950	547,450	538,200	310,680
Wood, Poles.....	"	8,393	14,346	14,031	41,958	57,890	2,141	34,567	8,852	3,299	1,372



TABLE No. 5.—TREASURE.

Treasure Imported and Exported during the Year 1904.

COUNTRIES FROM WHICH IMPORTED AND TO WHICH EXPORTED.	IMPORTS.					EXPORTS.				
	SILVER.			COPPER.	TOTAL IMPORTS.	SILVER.			COPPER.	TOTAL EXPORTS.
	In Bars and Sycee.	In Coin.	TOTAL.	In Coin.		In Bars and Sycee.	In Coin.	TOTAL.	In Coin.	
	<i>Hk. Tls.</i>	<i>Hk. Tls.</i>	<i>Hk. Tls.</i>	<i>Hk. Tls.</i>	<i>Hk. Tls.</i>	<i>Hk. Tls.</i>	<i>Hk. Tls.</i>	<i>Hk. Tls.</i>	<i>Hk. Tls.</i>	<i>Hk. Tls.</i>
I. FOREIGN COUNTRIES.....	...	...	...	...	...	...	...	...	...	...
TOTAL: I. FOREIGN COUNTRIES	...	...	...	...	...	...	...	...	...	...
2. CHINA.										
Shanghai .....	630	17,040	17,670	...	17,670	...	873,437	873,437	...	873,437
Ningpo .....	...	136,047	136,047	...	136,047	...	49,572	49,572	...	49,572
Amoy.....	...	...	...	...	...	...	3,958	3,958	...	3,958
TOTAL: 2. CHINA.....	630	153,087	153,717	...	153,717	...	926,967	926,967	...	926,967
GRAND TOTAL: FOREIGN COUN- TRIES AND CHINA.....	630	153,087	153,717	...	153,717	...	926,967	926,967	...	926,967

TABLE No. 6.—PASSENGER TRAFFIC.

Passenger Traffic during the Year 1904.

PASSENGERS TO				Coast Ports.....	PASSENGERS FROM			
STEAMERS.		SAILING VESSELS.			STEAMERS.		SAILING VESSELS.	
Foreigners.	Natives.	Foreigners.	Natives.		Foreigners.	Natives.	Foreigners.	Natives.
62	1,728	...	...		62	3,138	...	...



## SANTUAO TRADE REPORT,

### FOR THE YEAR 1904.

---

1°. LOCAL.—From a Revenue point of view the results of the past year have been satisfactory enough. Our collection shows an increase of *Hk.Ts.* 20,780—no inconsiderable sum for a small port,—whilst the total value of trade amounted to *Hk.Ts.* 1,995,276, as against *Hk.Ts.* 1,959,069 for 1903. But in many respects, particularly in the continued paucity of Imports, our Returns are still extremely disappointing. Since it was thrown open to trade, in 1899, probably no port in China has received less attention from the mercantile world than Santuao. Yet the place has been endowed by nature with exceptional advantages. The inlet, to which the name of Samsha has been erroneously given, covers a vast area, and constitutes one of the finest harbours in the Far East. Securely landlocked, it affords shelter and safe anchorage under all conditions of weather to vessels of the largest size. No shifting sandbar impedes its approaches, and steamers may enter unpiloted and leave independent of tides. Our tables record an actual export of Tea alone to the value of 2 million taels annually, and, in addition, the district produces Timber, Camphor, Indigo, Tobacco, Opium, Sugar, Paper, and Chinaware. The purchasing power of the population must therefore be considerable; but merchants have so far made no attempt to exploit the trade of the neighbourhood or cater for the needs of its people. During the Tea season, *i.e.*, from April to August inclusive, three or four steamers compete for the carrying trade to Foochow, and make good profits. For the remainder of the year desultory intercourse with the outside world is kept up by a small Japanese steamer, subsidised by its Government. Perhaps the *vera causa* of Santuao's slow development is its proximity to Foochow and the manner in which its interests have been subordinated to those of the older port. Two examples of this will suffice: (1) the arrangement whereby Export Duties on Teas shipped here are collected at Foochow (this is a privilege accorded to merchants there, and it probably serves its intended excellent purpose of encouraging the Tea trade; but it also tends to relegate this port to the unimportant position of a branch station); (2) though classed amongst the Treaty ports, Santuao is in reality a *trade mart*, the distinction carrying with it certain disadvantages. Thus, the Foochow office issues Transit Passes to cover Foreign goods, whether conveyed by junk or steamer, destined for this port or places in its vicinity, a practice that would not obtain were this a Treaty port. The unfortunate result is to deprive Santuao of a share in the trade of this part of Fukien, and to frustrate our attempts to accurately gauge the commercial possibilities of what is practically a virgin *hinterland*. Thus it happens that although Santuao is treated as a separate entity, and theoretically possesses a latchkey of its own, it remains, actually, a mere appanage of its retrogressive neighbour, Foochow, whose merchants, whilst reaping the full benefit of its opening, have not risked a single cash of their capital to aid its growth. These circumstances explain the dismal failure from a business point of view of the Settlement at Santu, commented upon in the Trade Report for 1903. The unsuitability of the site itself, also referred to, is open to question. A careful survey has proved that this is the only place in the inlet combining excellent anchorage with suitable land. Elsewhere either the water is too deep and the current too strong, or the hills run steeply down to the sea; whilst so narrow are the channels leading to "the various towns within the inlet" that only steam-launches of shallow draught would

be able to navigate them in safety. The absence of telegraphic communication is another deadly obstacle to trade expansion here, and sufficiently explains why there have hitherto been no direct shipments abroad of our chief product—Tea: merchants would, naturally enough, be reluctant to conduct operations where no facilities exist for feeling the pulse of the home market. This deficiency, however, is to be remedied very shortly, and it is hoped that before the next Tea season the Settlement will be connected with Sharp Peak and the Chinese land system. With the installation of a telegraph line one serious barrier to Santuao's progress will disappear, and were it given the status of a Treaty port, it would perhaps take a more prominent position than it now occupies amongst the ports. There is a favourable opening here for some energetic importing merchant, whose success would be assured if he could set aside one part of his establishment as a "wares museum" for all kinds of Foreign goods. There are plenty of wealthy people in this neighbourhood who would be tempted to buy goods were samples on view here. The Chinese are essentially a canny race: they like to know beforehand what they are going to get for their money! At present Native buyers are dependent on Foochow for their requirements in the way of Foreign goods, which must always, by reason of extra carriage and transshipment expenses, be dearer there than they would be at Santuao if imported direct from Hongkong or Shanghai. Steam-launches might, with considerable profit to the introducers, ply as ferry-boats within the inlet, or, under the Inland Steam Navigation Rules, carry goods to and from the rich districts bordering the Fu-an River. Until some steamship company shows an intelligent consideration of Chinese interests, the bulk of the trade in this district (apart from Tea) will continue to be borne by Native craft. With the transfer of the Native Customs these came under our control, and, judging by a steadily increasing collection, this class of trade is in a healthy condition, although during the year under review, probably owing to the war, 14 of the large northern (Shantung and Ningpo) junks failed to put in an appearance.

2°. REVENUE.—The total collection for the year was *Hk.Ts.* 139,623, derived mainly from the Export Duty on Tea. There was a marked improvement in Coast Trade Duties, but Transit Dues show a slight decrease.

3°. FOREIGN TRADE.—*Nil.*

4°. COAST TRADE.—(a.) *Original Shipments Coastwise.*—The total value of our Exports was *Hk.Ts.* 1,941,500, of which shipments of Tea alone account for *Hk.Ts.* 1,936,200. The Tea season is reported to have been a profitable one, on the whole, for growers. They obtained good prices for their produce, especially at the commencement of the season; and, later, the depressed state of the market at Foochow did not affect them to any serious extent. The following is a list of the prices per picul actually ruling in the nearest Tea districts at two different periods according to the brokers here:—

BLACK TEA.			GREEN TEA.		
—	May.	August.	—	May.	August.
	\$	\$		\$	\$
Souchong.....	40	17	Finest Orange Pekoe..	260	85
Congou.....	32	16	Oolong.....	40	19
Siftings and Dust.....	7 to 9	4	Congou.....	36	18

There was a brisk demand for our Green Teas, most of which are carried to Foochow for transshipment to North China: 47,000 piculs were sent away, as against 37,300 piculs in 1903.

Black Teas, with a total of 58,500 piculs, beat the record established in 1902 by 6,500 piculs. The following goods were exported by junk, chiefly to North China: Bamboos, 178,000 pieces; Tea and Wood Oil, 1,700 piculs; 2nd Quality Paper (an important local product), 50,000 piculs; Pottery, 100,000 piculs; Brown Sugar, 9,200 piculs. Our statistics give no indication of either the junk trade or that carried on by Native boats within the inlet. Amongst other items the Fei-luan Native Customs branch office reported the passage during the year of 46,640 Goats on their way to Foochow.

(b.) *Reshipments Coastwise.*—*Nil.*

(c.) *Coastwise Arrivals.*—The value of Foreign and Native goods imported from Foochow aggregated *Hk.Tts.* 53,700, an increase of *Hk.Tts.* 18,000 over the figures of 1903. To this total Crude and Clarified Ginseng contributed *Hk.Tts.* 13,200; Cotton Goods, *Hk.Tts.* 3,200; and Lead (for lining tea boxes), *Hk.Tts.* 3,580. Out of 16,800 gallons of Kerosene Oil imported, the Sumatran variety claims 16,000, as against 5,900 gallons in 1903; but very large quantities of Kerosene Oil, some of Japanese origin, are brought into the district by Native boats *via* Sha-ch'êng (沙埕). The following goods imported by junks paid Duty at our Native Customs stations: Yellow Beans, 12,400 piculs; Cow and Buffalo Bones, 20,800 piculs; Salt and Dried Fish, 94,300 piculs; T-Cloths and Grey Shirtings, 73,500 pieces; Dyed Shirtings, 2,700 pieces; Wheat, 3,100 piculs.

5°. INLAND TRANSIT.—(a.) *Inwards.*—Goods to the value of *Hk.Tts.* 5,400 only were sent inland under Transit Pass.

(b.) *Outwards.*—*Nil.*

6°. SHIPPING.—During the Tea season the port was well enough served by Messrs. JARDINE, MATHESON, & Co.'s new steamer, the *Columbia*, and two boats belonging to the Osaka Shosen Kaisha. The *Fuan*, a Chinese Government transport, chartered by some Native merchants, also appeared on the Foochow-Santuaao line. The *Columbia* is a light-draught, speedy vessel of 273 tons, admirably adapted for the trade between this port and Foochow. As usual, at the end of the Tea season all these boats but one were taken off the run, the exception being the Osaka Company's *Kairyō Maru*, a small vessel of 98 tons. A large part of the Tea, not to mention other local products, goes to the North; cargoes would not be hard to collect, and the profits of the carrying trade alone should induce some company to put a steamer on this line for direct communication with, say, Ningpo and Shanghai. But small vessels suited to interport trade of this kind would seem to be rare, the inclination nowadays being to build steamers of increasing tonnage.

7°. PASSENGER TRAFFIC.—The number of Native passengers by steamer inward from Foochow was 3,844, as against 1,966 in 1903; whilst 3,266 left for that place, as against 1,641. The increase in both cases is considerable; but during the winter the one Japanese boat, with its limited accommodation and erratic movements, does not satisfy the strong and natural desire that exists locally for quick communication with the provincial capital; and it is certain that a small steamer running on schedule time—say, twice a week—would be patronised to a profitable extent. Leaflets showing dates of sailing, rates of passage, etc., could be distributed all over the district, and would stimulate passenger traffic.

8°. TREASURE.—No remarks.

9°. OPIUM.—(a.) *Foreign.*—*Nil.*

(b.) *Native.*—The poppy is extensively cultivated in this district, and the annual output has been estimated at 6,000 piculs. About half of this is consumed locally; the balance is

nearly all smuggled by overland routes either south to Foochow, Hsing-hua, and Amoy, or north to Wenchow. Neither the Likin nor the Customs at present derive any revenue from the Opium produced in this part of Fukkien; and attempts hitherto made by the provincial authorities to tax the growers have met with small success.

10°. MISCELLANEOUS.—Our junk trade with Shantung and the Liaotung Peninsula was adversely affected by the war; yet, in spite of this, the Native Customs collection amounted to *Hk.Ts.* 72,600, as compared with *Hk.Ts.* 72,390 for 1903. Moreover, this last total was swollen by the receipts of an intercalary month, so that the real increase is greater than would at first sight appear.—The Imperial Post Office made considerable progress during the latter half of the year. A branch office was established at Fu-ning (福寧府), an agency at Shou-ning (壽寧縣), near the Chehkiang border, and box offices at 12 other places. Santuao connects, by courier service, with both Wenchow and Foochow. Letters, etc., to the number of 103,000 were received and despatched, as against 48,000 for 1903.—The cruiser *Chateaurenault* found the north-eastern part of the inlet a convenient anchoring ground when the French fleet visited Foochow in June; but no other Foreign men-of-war entered the port during 1904. We may, perhaps, be more favoured in this respect when the Settlement possesses telegraphic facilities.—On the 16th June the steamer *Haeshin*, belonging to the China Merchants Steam Navigation Company, whilst on her way from Shanghai to Foochow, struck a rock near the Tae Islands and sank in deep water. As far as could be ascertained no lives were lost. Most of the crew and passengers made for Wenchow in the ship's boats, others landed at Sumsha, and, coming down overland, brought early news of the occurrence to Santuao.—An unusually heavy rice harvest in the autumn was followed throughout the district by a sweet-potato crop of abnormal excellence, and the agricultural portion of the population have no reason for complaint. Their cousins—the toilers of the sea—had, on the contrary, a disappointing season, their total catch being much below the average.—July was marked by a rainfall of 17 inches and three typhoons; the latter left the Settlement unscathed, but did some damage to our stations at Fei-luan and Ko-mên.—One case of piracy was reported during September, when a junk was boarded just outside the inlet by armed men and robbed of everything valuable. The crew made no resistance, and no one seems to have been hurt. There is reason to believe that these occasional piracies are committed by the inhabitants of the peaceful-looking villages along the coast!—The summer temperature averaged some 10° F. below that of Foochow.—Malaria was less prevalent than usual amongst the Chinese, and the health of the small Foreign community was uniformly good throughout the year.

FRED. W. CAREY,

*Acting Commissioner of Customs.*

SANTUAO, 24th January 1905.

---

## SANTUAO TRADE RETURNS,

FOR THE YEAR 1904.

## A.—GENERAL TABLES.

TABLE No. I.—SHIPPING.

Number and Tonnage of Vessels Entered and Cleared under each Flag,  
for the Year ended 31st December 1904.

a.—Under General Regulations.

FLAG.	STEAMERS.													
	ENTERED INWARDS.						CLEARED OUTWARDS.						TOTAL ENTERED AND CLEARED.	
	With Cargo.		In Ballast.		TOTAL.		With Cargo.		In Ballast.		TOTAL.			
	No.	Tons.	No.	Tons.	No.	Tons.	No.	Tons.	No.	Tons.	No.	Tons.	No.	Tons.
British.....	21	5,877	21	5,757	42	11,634	41	11,361	1	273	42	11,634	84	23,268
Japanese.....	56	7,732	10	1,388	66	9,120	59	8,434	7	686	66	9,120	132	18,240
Chinese.....	...	...	10	6,494	10	6,494	10	6,494	...	...	10	6,494	20	12,988
TOTAL.....	77	13,609	41	13,639	118	27,248	110	26,289	8	959	118	27,248	236	54,496
SAILING VESSELS.—Nil.														

b.—Under Inland Steam Navigation Rules.

Nil.

TABLE NO. II.—GROSS AND NET VALUES OF THE TRADE OF SANTUAO,  
1902 TO 1904.

	1902.		1903.		1904.	
	NET VALUES.	GROSS VALUES.	NET VALUES.	GROSS VALUES.	NET VALUES.	GROSS VALUES.
	<i>Hk. Ts</i>	<i>Hk. Ts</i>	<i>Hk. Ts</i>	<i>Hk. Ts</i>	<i>Hk. Ts</i>	<i>Hk. Ts</i>
<b>FOREIGN GOODS.</b>						
Imported from Foreign Countries and Hongkong.....	...		...		...	
Imported from Chinese Ports .....	12,738		26,191		35,649	
<b>Total Foreign Imports.....</b>		<b>12,738</b>		<b>26,191</b>		<b>35,649</b>
Re-exported to Foreign Countries and Hongkong ...	...		...		...	
Re-exported to Foochow .....	...		90		...	
<b>Total Foreign Re-exports.....</b>	...		90		...	
<b>Net Total Foreign Imports .....</b>	<b>12,738</b>		<b>26,101</b>		<b>35,649</b>	
<b>NATIVE PRODUCE.</b>						
Imported from Foochow.....		13,103		9,729		18,074
Re-exported to Foreign Countries.....	...		...		...	
Re-exported to Chinese Ports.....	...		...		...	
<b>Total Native Re-exports .....</b>	...		...		...	
<b>Net Total Native Imports.....</b>	<b>13,103</b>		<b>9,729</b>		<b>18,074</b>	
Native Produce of local origin Exported to Foreign Countries .....	...		...		...	
Native Produce of local origin Exported to Chinese Ports.....	1,494,863		1,923,239		1,941,553	
<b>Total Exports of local origin....</b>		<b>1,494,863</b>		<b>1,923,239</b>		<b>1,941,553</b>
<b>Gross Value of the Trade of the Port.....</b>		<b>1,520,704</b>		<b>1,959,159</b>		<b>1,995,276</b>
<b>Net Value of the Trade of the Port, i.e., Foreign and Native Imports less Re-exports, and Native Exports of local origin.....</b>	<b>1,520,704</b>		<b>1,959,069</b>		<b>1,995,276</b>	



## SUMMARY.

IMPORTS from Foreign Countries .....	<i>Hk. Td.</i>	<i>Nil.</i>
Imports from Chinese Ports .....	„	35,649
TOTAL FOREIGN IMPORTS .....	<u>—————</u>	<u><i>Hk. Td.</i> 35,649</u>



TABLE No. IV.—TRADE IN NATIVE PRODUCE.—Imports and Re-exports.

DESCRIPTION OF GOODS.	Classifier of Quantity.	IMPORTS FROM CHINESE PORTS.		RE-EXPORTS TO CHINESE PORTS.		RE-EXPORTS TO FOREIGN COUNTRIES AND HONGKONG.		NET TOTAL IMPORTS.	
		Quantity.	Value.	Quantity.	Value.	Quantity.	Value.	Quantity.	Value.
Bags, Gunny .....	<i>Pieces</i>	8,349	<i>Hk. Ts</i> 551	...	...	...	...	8,349	551
" Hemp .....	"	60	4	...	...	...	...	60	4
Bamboo, Split and Leaf .....	<i>Piculs</i>	8	23	...	...	...	...	8	23
Beans, Black .....	"	4	12	...	...	...	...	4	12
" Green .....	"	8	19	...	...	...	...	8	19
Clams, Dried .....	"	8	81	...	...	...	...	8	81
Cloth, Native (Nankeens) .....	"	3	141	...	...	...	...	3	141
Cockles, Dried .....	"	9	81	...	...	...	...	9	81
Compo .....	"	2	22	...	...	...	...	2	22
Cotton, Raw .....	"	23	380	...	...	...	...	23	380
" Old, and Rags .....	"	3	15	...	...	...	...	3	15
Cuttle-fish .....	"	8	165	...	...	...	...	8	165
Dates, Black .....	"	1	7	...	...	...	...	1	7
" Red .....	"	19	89	...	...	...	...	19	89
" White .....	"	28	314	...	...	...	...	28	314
Fish, Dried and Salt .....	"	660	2,812	...	...	...	...	660	2,812
" Maws .....	"	2	66	...	...	...	...	2	66
Fungus .....	"	11	767	...	...	...	...	11	767
Ground-nuts .....	"	34	180	...	...	...	...	34	180
Hemp .....	"	452	5,923	...	...	...	...	452	5,923
Isinglass .....	"	2	87	...	...	...	...	2	87
Lichees, Dried .....	"	24	516	...	...	...	...	24	516
Lily Flowers, Dried .....	"	75	701	...	...	...	...	75	701
Liquorice .....	"	4	43	...	...	...	...	4	43
Lung-ngans, Dried .....	"	61	880	...	...	...	...	61	880
Mangrove Bark .....	"	16	29	...	...	...	...	16	29
Medicines .....	"	2	27	...	...	...	...	2	27
Mussels, Dried .....	"	24	371	...	...	...	...	24	371
Oranges, " .....	"	4	9	...	...	...	...	4	9
" Fresh .....	"	21	54	...	...	...	...	21	54
Peel, Orange .....	"	29	244	...	...	...	...	29	244
Plums, Black, Dried and Salted .....	"	15	135	...	...	...	...	15	135
Preserves .....	"	72	654	...	...	...	...	72	654
Seaweed .....	"	8	50	...	...	...	...	8	50
Seed, Melon .....	"	32	215	...	...	...	...	32	215
" Sesamum .....	"	7	51	...	...	...	...	7	51
Sugar, White .....	"	10	75	...	...	...	...	10	75
Tallow, Vegetable .....	"	18	220	...	...	...	...	18	220
Turmeric .....	"	5	22	...	...	...	...	5	22
Varnish .....	"	23	676	...	...	...	...	23	676
Vermicelli .....	"	27	285	...	...	...	...	27	285
Wax, White .....	"	7	408	...	...	...	...	7	408
Sundries, Unenumerated .....	<i>Value</i>	...	670	...	...	...	...	...	670
<b>TOTAL .....</b>	<i>Hk. Ts</i>	...	18,074	...	...	...	...	...	18,074

## SUMMARY.

IMPORTS from Foochow .....	<i>Hk. Ts</i>	18,074
Total from Chinese Ports .....	<i>Hk. Ts</i>	18,074
<b>TOTAL NATIVE IMPORTS .....</b>	<i>Hk. Ts</i>	<b>18,074</b>

TABLE No. V.—TRADE IN NATIVE PRODUCE.—Exports and Re-exports.

DESCRIPTION OF GOODS.	Classifier of Quantity.	EXPORTS TO FOREIGN COUNTRIES.		EXPORTS TO HONGKONG.		EXPORTS TO CHINESE PORTS.		TOTAL RE-EXPORTS TO FOREIGN COUNTRIES, HONGKONG, AND CHINESE PORTS.		TOTAL EXPORTS (including Re-exports).	
		Quantity.	Value.	Quantity.	Value.	Quantity.	Value.	Quantity.	Value.	Quantity.	Value.
			<i>Hk. Ts</i>		<i>Hk. Ts</i>		<i>Hk. Ts</i>		<i>Hk. Ts</i>		<i>Hk. Ts</i>
Citrons, Fresh.....	<i>Piculs</i>	...	...	...	...	31	137	...	...	31	137
Clams, Dried.....	"	...	...	...	...	31	455	...	...	31	455
Firewood.....	"	...	...	...	...	400	33	...	...	400	33
Joss-stick Powder.....	"	...	...	...	...	9	15	...	...	9	15
Medicines.....	"	...	...	...	...	5	57	...	...	5	57
Paper, 2nd Quality.....	"	...	...	...	...	218	1,208	...	...	218	1,208
Plums, Dried and Salted.....	"	...	...	...	...	4	25	...	...	4	25
Potash.....	"	...	...	...	...	50	154	...	...	50	154
Rice, Paddy.....	"	...	...	...	...	55	105	...	...	55	105
Shell-fish, Salted.....	"	...	...	...	...	189	700	...	...	189	700
Sugar, Brown.....	"	...	...	...	...	475	1,762	...	...	475	1,762
Tea, Black.....	"	...	...	...	...	58,094	1,277,880	...	...	58,094	1,277,880
" Green.....	"	...	...	...	...	47,024	627,259	...	...	47,024	627,259
" Siftings.....	"	...	...	...	...	5,654	31,055	...	...	5,654	31,055
Tobacco, Leaf.....	"	...	...	...	...	97	496	...	...	97	496
Sundries, Unenumerated.....	<i>Value</i>	...	...	...	...	...	212	...	...	...	212
TOTAL.....	<i>Hk. Ts</i>	...	...	...	...	...	1,941,553	...	...	...	1,941,553

## SUMMARY.

To—	EXPORTS.		RE-EXPORTS.		TOTAL EXPORTS AND RE-EXPORTS.	
	<i>Hk. Ts</i>	<i>Hk. Ts</i>	<i>Hk. Ts</i>	<i>Hk. Ts</i>	<i>Hk. Ts</i>	<i>Hk. Ts</i>
Foochow.....	1,941,553		...		...	
Total to Chinese Ports.....		1,941,553		...		1,941,553
GRAND TOTAL.....		1,941,553		...		1,941,553

TABLE No. VI.—TRANSIT TRADE.

a.—Table showing the Destinations of the various Goods forwarded under Transit Passes to the Interior during the Year 1904.

DESCRIPTION OF GOODS.	Classifier of Quantity.	FUKIEN.	
		Quantity.	Value.
COTTON GOODS.			
Shirtings, Grey, Plain, English.....	<i>Pieces</i>	350	<i>Hk. Fla</i> 1,064
T-Cloths, English.....	"	755	1,699
Dyed Turkey Red Cambrics.....	"	100	264
Cotton Yarn, Grey and Bleached, Indian	<i>Piculs</i>	12	240
WOOLLEN GOODS.			
Caulets, English.....	<i>Pieces</i>	40	512
METALS.			
Iron and Mild Steel, New :—			
Wire.....	<i>Piculs</i>	3	11
Iron and Mild Steel, Old :—			
Plates.....	<i>Piculs</i>	1	2
Wire.....	"	30	66
SUNDRIES.			
Cockles, Fresh and Dried.....	<i>Piculs</i>	4	36
Cuttle-fish.....	"	2	29
Dyes, Aniline.....	<i>Value</i>	...	267
Isinglass, Vegetable.....	<i>Piculs</i>	1	54
Matches, Wood, Japan.....	<i>Gross</i>	200	52
Mussels, Dried.....	<i>Piculs</i>	12	179
Oil, Kerosene, Sumatra.....	<i>Gallons</i>	3,600	720
Rattans, Whole.....	<i>Piculs</i>	1	8
Sugar, Refined.....	"	10	70
" White.....	"	18	101
Varnish.....	"	2	21
<b>TOTAL.....</b>	<i>Hk. Fla</i>		5,395

b.—Table showing the Provinces from which Native Goods were brought under Transit Passes during the Year 1904.

*Nil.*

c.—Table showing the Number of Passes issued for, and the Amount of Duties collected on, Foreign Goods forwarded to the Interior under Transit Passes, as divided between the various Nationalities, during the Year 1904.

QUARTER.	JAPANESE.		CHINESE.		TOTAL.	
	No. of Passes.	Transit Dues.	No. of Passes.	Transit Dues.	No. of Passes.	Transit Dues.
		<i>Hk. Tam.c.c.</i>		<i>Hk. Tam.c.c.</i>		<i>Hk. Tam.c.c.</i>
1st quarter.....	1	1.0.5.0	4	6.1.3.4	5	7.1.8.4
2nd ".....	...	...	5	24.3.6.8	5	24.3.6.8
3rd ".....	...	...	7	22.7.2.5	7	22.7.2.5
4th ".....	...	...	13	36.7.6.7	13	36.7.6.7
<b>TOTAL.....</b>	<b>1</b>	<b>1.0.5.0</b>	<b>29</b>	<b>89.9.9.4</b>	<b>30</b>	<b>91.0.4.4</b>

d.—Table showing the Number of Passes surrendered for, and the Amount of Duties collected on, Native Goods brought from the Interior under Transit Passes, as divided between the various Nationalities, during the Year 1904.

*Nil.*

TABLE No. VII.—DUTIES.

a.—Duties paid under each Flag, for the Year ended 31st December 1904.

FLAG.	IMPORT.	EXPORT.	COAST TRADE.	TONNAGE.	TRANSIT.	OPIUM LIKIN.	TOTAL.
	<i>Hk. ₦m.c.c.</i>	<i>Hk. ₦m.c.c.</i>	<i>Hk. ₦m.c.c.</i>	<i>Hk. ₦m.c.c.</i>	<i>Hk. ₦m.c.c.</i>	<i>Hk. ₦m.c.c.</i>	<i>Hk. ₦m.c.c.</i>
British.....	...	82,439.5.0.7	33.3.3.1	...	...	...	82,472.8.3.8
Japanese.....	6.1.6.5	38,540.0.1.3	229.8.9.6	9.8.0.0	1.0.5.0	...	83,786.9.2.4
Chinese.....	...	18,273.6.0.5	...	...	89.9.9.4	...	18,363.5.9.9
On Opium.....	...	...	...	...	...	...	...
TOTAL.....	6.1.6.5	139,253.1.2.5	263.2.2.7	9.8.0.0	91.0.4.4	...	139,623.3.6.1 *

\* No Drawbacks marked for cash payment during the year, to be deducted from this total.....*Hk. ₦m.c.c.* *Nil.*

b.—Comparative Table of Duties collected, for the Years 1899† to 1904.

YEARS.	IMPORT (exclusive of Opium).	EXPORT (exclusive of Opium).	COAST TRADE (exclusive of Opium).	OPIUM (Import, Export, and Coast Trade).	TONNAGE.	TRANSIT.	OPIUM LIKIN.	TOTAL.
	<i>Hk. ₦m.c.c.</i>	<i>Hk. ₦m.c.c.</i>	<i>Hk. ₦m.c.c.</i>	<i>Hk. ₦m.c.c.</i>	<i>Hk. ₦m.c.c.</i>	<i>Hk. ₦m.c.c.</i>	<i>Hk. ₦m.c.c.</i>	<i>Hk. ₦m.c.c.</i>
1899 †.....	...	4,209.2.3.9	...	...	...	...	...	4,209.2.3.9
1900.....	1.8.4.3	76,809.7.3.4	26.2.4.7	...	336.8.0.0	11.2.2.8	...	77,185.8.5.2
1901.....	1.2.3.5	139,726.9.9.5	86.4.9.5	...	86.0.0.0	381.4.2.8	...	140,282.1.5.3
1902.....	27.5.8.9	126,972.1.0.2	208.9.1.1	...	9.8.0.0	188.8.5.1	...	127,407.2.5.3
1903.....	4.6.3.9	118,560.3.7.2	123.8.7.0	...	...	152.7.9.0	...	118,841.6.7.1
1904.....	6.1.6.5	139,253.1.2.5	263.2.2.7	...	9.8.0.0	91.0.4.4	...	139,623.3.6.1

† Eight months ended 31st December.

## B.—SPECIAL TABLES.

### TABLE No. 1.—IMPORT TRADE.

Comparative Table of the principal Articles of Import, for the Years 1899\* to 1904.

DESCRIPTION OF GOODS.	Classifier of Quantity.	1899.*	1900.	1901.	1902.	1903.	1904.
<b>OPICM.</b>							
Malwa.....	<i>Piculs</i>	...	...	0.70	...	...	...
Patna.....	"	...	...	...	...	0.27	...
<b>COTTON GOODS.</b>							
Shirtings, Grey, Plain.....	<i>Pieces</i>	...	...	...	...	485	350
" White, ".....	"	...	...	...	...	130	...
Drills.....	"	...	...	...	...	45	...
T-Cloths.....	"	...	...	...	...	1,420	755
Cotton Italians.....	"	...	...	...	...	220	...
Turkey Red Cottons.....	"	...	...	...	...	110	100
<b>WOOLLEN GOODS.</b>							
Camlets, English.....	<i>Pieces</i>	...	...	...	...	10	40
<b>METALS.</b>							
Lead, in Pigs.....	<i>Piculs</i>	...	43	1,038	692	115	480
<b>SUNDRIES.</b>							
Flour.....	<i>Piculs</i>	...	44	30	68	56	50
Ginseng.....	"	...	...	...	...	224	98
Matches.....	<i>Gross</i>	...	400	800	150	2,950	4,391
Oil, Kerosene, American.....	<i>Gallons</i>	...	...	4,440	500	2,970	800
" " Russian.....	"	...	2,900	40,220	7,550	...	...
" " Sumatra.....	"	...	...	15,500	4,400	5,900	16,010
Seaweed.....	<i>Piculs</i>	...	...	436	118	63	248
Sugar.....	"	...	...	...	486	284	718

\* Eight months ended 31st December.

### TABLE No. 2.—EXPORT TRADE.

Comparative Table of the principal Articles of Export, for the Years 1899† to 1904.

DESCRIPTION OF GOODS.	Classifier of Quantity.	1899.†	1900.	1901.	1902.	1903.	1904.
Firewood.....	<i>Piculs</i>	...	1,000	219	312	475	400
Indigo, Liquid.....	"	...	...	...	...	23	...
Oil, Tea.....	"	...	...	124	...	...	...
Sugar, Brown.....	"	...	...	615	528	692	475
Tea, Black, Congou.....	"	725	25,874	47,496	49,153	45,164	56,159
" " Flowery Pekoe.....	"	...	...	...	536	485	79
" " Oolong.....	"	...	...	...	268	1,666	766
" " Orange Pekoe.....	"	...	...	1,178	279	222	839
" " Souchong.....	"	...	...	184	477	2,399	251
" Dust.....	"	1,259	64	399	1,301	6	...
" Green, Congou.....	"	...	...	5,820	10,960	37,328	47,003
" " Gunpowder.....	"	...	...	29	34	5	21
" " Hyson.....	"	...	...	27	...	...	...
" " Oolong.....	"	...	61	...	...	...	...
" Siftings.....	"	659	4,690	1,701	5,886	7,462	5,654
" Stalk.....	"	...	21	...	155	18	...
Timber, Planks, Soft-wood.....	<i>Sq. feet</i>	...	...	...	38,448	...	...
Tobacco, Leaf.....	<i>Piculs</i>	...	...	...	225	37	97

† Eight months ended 31st December.

TABLE No. 3.—VALUE OF TRADE.

Comparative Table of the Value of the Trade, for the Years 1899\* to 1904.

YEARS.	IMPORTS FROM		EXPORTS TO		TOTAL IMPORTS AND EXPORTS.	RE- EXPORTS.	TREASURE.		TRANSIT TRADE.	
	Foreign Countries.	Native Ports.	Foreign Countries.	Native Ports.			Imported.	Exported.	Inwards.	Outwards.
	Hk. ₤s	Hk. ₤s	Hk. ₤s	Hk. ₤s			Hk. ₤s	Hk. ₤s	Hk. ₤s	Hk. ₤s
1899*.....	...	368	...	25,540	25,908	...	...	...	...	...
1900.....	...	7,306	...	648,911	656,217	...	1,042	...	501	...
1901.....	...	30,856	...	1,216,183	1,247,039	...	49,759	16,878	18,946	...
1902.....	...	25,841	...	1,494,863	1,520,704	...	6,788	...	7,930	...
1903.....	...	35,920	...	1,923,239	1,959,159	90	...	...	9,688	...
1904.....	...	53,723	...	1,941,553	1,995,276	...	...	2,772	5,395	...

\* Eight months ended 31st December.

TABLE No. 4.—SHIPPING.

Comparative Table of Shipping, for the Years 1899† to 1904.

a.—Under General Regulations.

YEARS.	ENTERED INWARDS.						CLEARED OUTWARDS.					
	STEAMERS.		SAILING VESSELS.		TOTAL.		STEAMERS.		SAILING VESSELS.		TOTAL.	
	No.	Tons.	No.	Tons.	No.	Tons.	No.	Tons.	No.	Tons.	No.	Tons.
1899†.....	10	2,075	...	...	10	2,075	10	2,075	...	...	10	2,075
1900.....	58	23,540	...	...	58	23,540	58	23,540	...	...	58	23,540
1901.....	68	20,876	...	...	68	20,876	68	20,876	...	...	68	20,876
1902.....	92	40,454	...	...	92	40,454	92	40,454	...	...	92	40,454
1903.....	114	38,071	...	...	114	38,071	114	38,071	...	...	114	38,071
1904.....	118	27,248	...	...	118	27,248	118	27,248	...	...	118	27,248

† Eight months ended 31st December.

b.—Under Inland Steam Navigation Rules.

Nil.

TABLE No. 5.—TREASURE.

Treasure Imported and Exported during the Year 1904.

COUNTRIES FROM WHICH IMPORTED AND TO WHICH EXPORTED.	IMPORTS.					EXPORTS.				
	SILVER.			COPPER.	TOTAL IMPORTS.	SILVER.			COPPER.	TOTAL EXPORTS.
	In Bars and Sycee.	In Coin.	TOTAL.	In Coin.		In Bars and Sycee.	In Coin.	TOTAL.	In Coin.	
	<i>Hk. Ts</i>	<i>Hk. Ts</i>	<i>Hk. Ts</i>	<i>Hk. Ts</i>	<i>Hk. Ts</i>	<i>Hk. Ts</i>	<i>Hk. Ts</i>	<i>Hk. Ts</i>	<i>Hk. Ts</i>	
1. FOREIGN COUNTRIES .....	...	...	...	...	...	...	...	...	...	...
TOTAL: 1. FOREIGN COUNTRIES .....	...	...	...	...	...	...	...	...	...	...
2. CHINA.										
Foochow .....	...	...	...	...	...	2,600	2,600	172	2,772	
TOTAL: 2. CHINA .....	...	...	...	...	...	2,600	2,600	172	2,772	
GRAND TOTAL: FOREIGN COUNTRIES AND CHINA .....	...	...	...	...	...	2,600	2,600	172	2,772	

TABLE No. 6.—PASSENGER TRAFFIC.

Passenger Traffic during the Year 1904.

PASSENGERS TO				Foochow.....	PASSENGERS FROM			
STEAMERS.		SAILING VESSELS.			STEAMERS.		SAILING VESSELS.	
Foreigners.	Natives.	Foreigners.	Natives.		Foreigners.	Natives.	Foreigners.	Natives.
41	3,266	...	...		55	3,844	...	...

## FOOCHOW TRADE REPORT,

### FOR THE YEAR 1904.

1°. LOCAL.—In the district of which Foochow is the port—the valley of the Min and its tributaries—the conditions affecting commerce have been simple and free from disturbance of whatever kind. Nothing of moment has occurred either to stimulate or to retard appreciably the ordinary and natural course of trade. Even the Manchurian war—unlike what would be the case in other parts of the world under like circumstances—has not caused much excitement, still less has it affected business or prices, among the millions of Northern Fuhkien. The Revenue from Native shipping—the “junk trade,” so called—is the same as the year before, and but little more than two years ago; while as regards steamer traffic, its character has been practically identical with what it was in 1903 or 1902.—The public health, as I learn from inquiries made of the medical missionaries in the up-river cities of Kien-ning, Shao-wu, Yen-p'ing, and Ku-ch'eng, has been generally good. Throughout the extensive districts of which those places are the centres there have been no unusual severe forms of disease. As for plague, it has not yet made its way into the interior more than some 90 miles above Foochow, excepting that a very few cases appeared during the year near Ku-ch'eng; while even at Foochow itself, happily, it was less prevalent than in either of the two previous years. In the department of Hsing-hua, situated along the seaboard, this dread epidemic is an annual and a cruel visitor.—The summer crop of Rice was fair, being only 20 per cent. below a full harvest; while the autumn crop was, I am glad to say, a “ten-tenths” one. The import of this observation is far more significant than the few simple words required to record it might lead one to assume. No Rice worth mentioning had to be imported during the second half of the year, and the price fell 25 per cent.—which means everything to the common people. To the Chinese dealers the Tea season has been, on the whole, satisfactory, though, I regret to add, disappointing to Foreign merchants. The supply of Oolong Teas was so exceptionally short that the circumstance must not pass unremarked among the prominent features of the year's trade.—The gross value of the trade is over *Hk.Ts.* 20,000,000, being a million taels above that of the year before. There has been a gain in receipts of Foreign Imports, and also in Exports of local origin both coastwise and abroad. As regards Native Imports, the gross amount has gained; but the quantity re-exported has also been unusually large; this points to an increase in the quantity of Tea brought hither (from Santu especially) and reshipped abroad.

2°. REVENUE.—The entire collection is *Hk.Ts.* 966,000, against *Hk.Ts.* 1,025,000 in 1903. This is, with one exception, the lowest in the past 10 years. The Opium Revenue, though considerably less than in 1903, is yet much larger than in any other of the last five years; Opium now contributes not far from half of our total collection. General Import and Coast Trade Duties have gained over all recent years; Export Duties continue to fall off.

3°. FOREIGN TRADE.—(a.) Imports.—The value of this trade has again risen, from *Hk.Ts.* 7,000,000 to *Hk.Ts.* 7,500,000. To this total Opium contributes nearly *Hk.Ts.* 2,500,000, about the same amount as in 1903. After Opium the chief factors of the Foreign Import trade are Shirtings, *T*-Cloths, Yarn, Copper, Lead, Munitions of War, Kerosene Oil, and Sugar. The special table of net Imports shows in which of these articles there is gain and in which ones there is a decline from year to year. So far as Piece Goods are concerned, the volume of the trade is stationary. Only Cotton Italians, Dyed Shirtings, and Velvets have been increasing annually, and *T*-Cloths have been steadily dropping. Indian Yarn has risen from 18,000 to



35,000 piculs since 1900. The total import of Yarn represents just over *Hk.Ts.* 1,000,000; this is more than the total value of all Cotton Goods. The import of Kerosene Oil (Sumatra) has risen from 2,661,000 to 3,909,000 gallons—say, 50 per cent.; and there have also been imported some 600,000 gallons of the American and Russian kinds. Kerosene has contributed *Hk.Ts.* 746,500 to the value of the Import trade, and Sugar, some *Hk.Ts.* 500,000.

(b.) *Exports.*—Exports plus re-exports of Native produce to Foreign countries represent *Hk.Ts.* 5,274,000; this is almost a million taels more than in 1903. To this grand total of *Hk.Ts.* 5,274,000—Exports and Re-exports abroad—Black Tea contributed *Hk.Ts.* 4,230,000. Of this sum, *Hk.Ts.* 2,286,000 stands for Black Tea originating at this port and *Hk.Ts.* 1,944,000 for Black Tea brought here (from Santu chiefly) by steamers and subsequently re-exported. Coming now to quantities, we shall find the most convenient figures for study in the special table devoted to Tea in the statistics annexed to this Report. The export of Black Tea (Foreign) was 101,000 piculs, and the re-export was nearly 79,000 piculs. This re-export means simply Tea brought from other Chinese ports (Santu chiefly) by steamers to be sold here and sent abroad like other Foochow Teas. Taking, then, the export and re-export together, we find that the total sent abroad has dropped from 198,000 piculs in 1901 to 180,000 piculs in 1904. An experienced member of the mercantile community says: "The season just closed has, on the whole, been satisfactory to the Native dealers; they produced 35,000 half-chests more Congou and 12,200 more Souchong than in the previous season; but almost all have been absorbed and at fair average prices, the few remaining that were not wanted by Foreigners being taken by Native purchasers for the Manchurian trade. The quality of the crop was about up to the average. Of Oolongs, only 97,380 half-chests were made, against 175,000 half-chests last season; with this moderate supply Natives were able to secure a higher average of price than last season. And it is fortunate the supply was so short, for the excessive production of 1903 had overloaded the New York market to a considerable extent. Common Teas of all kinds have been very scarce, the cost of making them nowadays being prohibitive since such small profits are obtainable on the finer grades. From a Foreigner's point of view, the season just passed must be chronicled as most disappointing; the unexpectedly large crop in the north of China, coupled with increased yield from India, Ceylon, and Java, entirely precluded any profits being made on Teas from Foochow. The average values for the different kinds of Tea this season and last were, per picul:—

" Congou . . . . .	Season 1904, <i>Ts.</i> 18; Season 1903, <i>Ts.</i> 16.50
" Dust . . . . .	" " " 7; " " " 6
Souchong . . . . .	" " " 24; " " " 24
Oolong . . . . .	" " " 17; " " " 16
Scented Tea . . . . .	" " " 35; " " " 33
Flowery Pekoe . . . . .	" " " 100; " " " 110

"The Green Teas made were, as usual, contracted for, and prices are not divulged." With the decrease in shipment of Black Teas to Foreign countries, the shipment to other parts of China increases, as was stated in 1903. The following table shows this:—

BLACK TEA.	1900.	1901.	1902.	1903.	1904.
	<i>Piculs.</i>	<i>Piculs.</i>	<i>Piculs.</i>	<i>Piculs.</i>	<i>Piculs.</i>
To Foreign countries.....	265,900	198,400	197,700	174,000	179,900
" Chinese ports.....	19,300	54,300	65,500	69,000	76,400
TOTAL SHIPMENT.....	285,200	252,700	263,200	243,000	256,300

The export of Brick Tea has dropped from 44,000 to 24,000 piculs; smaller orders were received by the manufacturers than hitherto, and it seems probable that at Foochow this trade has seen its best days.

4°. COAST TRADE.—*Original Shipments Coastwise.*—I have just called attention to the large and increasing export of Black Tea shipped for other parts of China, as I also did in 1903. The remaining articles belonging in this section—see Table No. V—are Paper, Wood, Bamboo Shoots, Mushrooms, Fruits (such as Oranges, Olives, and Lung-ngans), Tea Oil, and Wood Oil; besides these there are a multitude of less important articles. The total value of them all shipped to other parts of China is nearly *Hk.Ts.* 4,000,000, less *Hk.Ts.* 1,600,000 contributed by Teas alone.

It is from among these varied productions that Foreign merchants have to search for articles suitable for export abroad, to replace the waning article Tea; and it has to be confessed that few of them seem likely ever to be demanded for European use. Unlike Hankow and Tientsin, Foochow so far does not produce in its *hinterland* a variety of things—crude and coarse perhaps, but yet—saleable in Foreign markets. Can nothing be done with paper made from bamboo? or with bamboo shoots as an article of food? Is the province unfit to produce cotton or silk? The recent sawmills established here are using the cheap Native wood for manufacturing tea boxes and oil boxes: there are great forests of suitable timber; but by and by the enhanced cost of bringing it to the river banks will perhaps become a factor of difficulty. Camphor is produced in Fuhkien; and the preceding year's uncertainties in getting it, due to monopolistic interference, as described in my 1903 Report, have at length been overcome. But whether any considerable quantity of this valuable product can be obtained in Fuhkien no one yet surely knows. My experience of three years residence here points with constantly increasing emphasis to another influence retarding development—I mean the quality of the population themselves: I find them to be very lazy, inert, content with few comforts, and lacking the spirit of energy and ambition. While of a mild and hospitable disposition, they are supine under oppression, whether it be the oppression of their bullying neighbours of Kiangsi or of the ruler who taxes but does not see justice done. The spirit of combination, too, for self-protection or for commerce is wanting. The Fuhkienese sadly need to bestir themselves, morally and physically, lest some fine day not far off the outsider enter in upon the heritage of the slothful guardian of the one buried talent. Ignorance and opium have had too much to do with producing this discouraging feebleness of character. Why has the tea trade been practically lost? Is this not due to the deadness of the people, to their inert dullness to timely warning and exhortation? I confess I cannot divine how improvement is to come from within. A change of heart, involving a welcome to Foreign experience and capital, seems to me the only remedy for decay. The inadequate means of communication, once we leave the river banks, is at present an obstacle to the timber trade and to the mining of coal.

5°. INLAND TRANSIT.—(a.) *Inwards.*—The total value of goods using Inward Passes has increased 25 per cent. to *Hk.Ts.* 500,000—Kerosene and Yarn being the chief contributors to the gain.

(b.) *Outwards.*—More Camphor and Camphor Oil have availed of the Pass system than ever before; of the former, 242 piculs, and of the latter, 46 piculs, valued at nearly *Hk.Ts.* 13,000, have been brought from the interior. This has been done in the face of the obstacles alluded to above; and it will now be interesting to observe whether the Camphor business will greatly develop in 1905, the restrictions having been removed.

6°. SHIPPING.—There is but little change to record in the general conditions as described in my Report for 1903. The war has led to the withdrawal from the Hongkong-Foochow

line of the Japanese s.s. *Anping Maru*, to be replaced by the German s.s. *Triumph*. The inland-waters fleet remains as in 1903, save that the small British s.s. *Chunkong* has been added and is running to Hsing-hua and Chinchew. The Japanese coasters *Kisetzu* and *Kairyō* continue plying, sometimes to Santu and sometimes to Hsing-hua. The local authorities have not yet entirely overcome their prejudice against inland waters trade, having so far successfully opposed the opening to it of a place on the coast in the Fu-ning-fu. The British s.s. *Columbia*, of only 273 tons, has been running between Shanghai and Nantai (Foochow), her light draught, of 8 feet, enabling her to come right up to the Foreign Settlement instead of finishing her voyage at Pagoda Anchorage, as other ordinary coasters are obliged to do.

7°. PASSENGER TRAFFIC.—Nothing special to be said.

8°. TREASURE.—No remarks are called for.

9°. OPIUM.—(a.) *Foreign*.—The net import of this "healthful source of sustenance and enjoyment" has been 3,852 piculs, worth *Hk.Tts.* 2,465,673. The considerable falling off in the year under review as compared with 1903 is ascribed to the higher price; and this falling off has been met, in part, by an increase in Native Opium imported. Taking all kinds together, and making a 10 years comparison, one discovers no regular movement in the consumption, either towards decline or increase. Patna has been falling off in quantity of recent years, while Persian has greatly gained; Malwa and Benares vary little from year to year. The values per picul taken from our Returns are: Malwa, *Hk.Tts.* 730; Patna, *Hk.Tts.* 655; Benares, *Hk.Tts.* 641; Persian, *Hk.Tts.* 538.

(b.) *Native*.—Larger crops of Szechwan and Yunnan Opium than in 1903 are reported, with lower prices; certain it is that we have an import (net) of 431 piculs, against 234 piculs in 1903. Values are: Szechwan, *Hk.Tts.* 296; Yunnan, *Hk.Tts.* 358.

10°. MISCELLANEOUS.—The lighthouse on Tung-yung, which was described in some detail in the Foochow Trade Report for 1903, was completed in June last, and the light has been exhibited since the 1st July 1904. The incandescent system, of using vaporised petroleum with a mantle, has been introduced for the first time in China at this station. The apparatus, which is of the first order, gives three "lightning" flashes in rapid succession and makes a complete revolution in 40 seconds.—During the year the Imperial Postal Service in this district has been extended. There are now 18 branch offices (five more than in the year before) and 20 inland agencies (twice as many as in 1903). In the same period the number of postal articles handled has increased by nearly 40 per cent., and the value of money orders issued and cashed has grown from \$33,000 and \$31,000 to \$47,000 and \$43,000 respectively. The extreme limits of the Foochow postal district may be defined in the map by the following towns, viz., Lo-yüan, Ku-t'ien, Chêng-ho, Pu-chêng, Ch'ung-an, Kuang-tsê, Kien-ning (hsien), Sha-hsien, Yung-ch'un, and Hsing-hua.—For the past three or four years the Chinese public interest in education in Foreign branches has been increasing here. A list of 21 schools at Foochow is before me, in which, along with Chinese, such subjects as arithmetic, geography, physics, English, and Japanese are taught. The schools in my list are classified as primary, secondary, and highest; and the approximate number of pupils is given. In the highest there are nearly 1,200; in the secondary, 500; and in the primary, 360. The age of the pupils in the highest schools may be taken at 20 years and upwards; of those in the secondary (four years course), at 16 to 20; and of those in the primary (three years course), at 12 to 15. In the highest schools, which are maintained from the provincial treasury, the tuition is free; the secondary and primary schools are supported some by the Government and some by subscriptions of the gentry and public. Tuition, when not altogether free, costs less in these modern schools than it does in the old-fashioned Chinese schools; this is because the former are largely assisted by

private subscriptions and by Government aid; and, besides, many of the instructors, Chinese and Japanese, in the secondary and primary schools give their services free of cost. The total number of boys and young men who are studying in these schools, it will have been observed, is but a very small proportion indeed of the total number of Chinese youths in this city of half a million people, by far the largest part of whom still pursue the old-fashioned "learning." On the other hand there is, beyond doubt, a progressive movement steadily growing and which seeks for Western knowledge; nor do the officials here oppose this spirit. In the higher schools there is a considerable Japanese influence, and even in some of the lower ones as well. Most of the secondary and primary schools appear to be working without concert among themselves and without a very definite standard of attainment set by the Government or by the chief higher schools. In short, there is a good deal of groping and a deplorable want of organisation; but in time the chaos will be overcome and a general system will be established.—The Foochow Mint has issued during the past three Chinese calendar years the coins shown in the following table:—

KIND OF COIN.	1902.		1903.		1904.	
	KUANG HSI, 28TH YEAR.		KUANG HSI, 29TH YEAR.		KUANG HSI, 30TH YEAR.	
	No. of Coins.	Value.	No. of Coins.	Value.	No. of Coins.	Value.
		<i>K'u-p'ing Tls</i>		<i>K'u-p'ing Tls</i>		<i>K'u-p'ing Tls</i>
Silver: 20-cent.....	5,462,740	786,635	1,558,487	224,422	7,401,497	1,065,815.60
" 10-cent.....	2,008,467	144,610	620,478	44,674	1,630,870	117,421.72
" 5-cent.....	1,456,000	52,416	...	...	...	...
Copper: 20-cash.....	18,650	306	...	...	...	...
" 10-cash.....	15,624,893	128,073	45,927,486	376,455	106,257,790	870,965.30
" 5-cash.....	123,927	508	467,985	1,918	...	...
TOTAL VALUE, <i>K'u-p'ing Tls</i> .....		1,112,548		647,469		2,054,202.62

The values of the three silver coins in K'u-p'ing taels are, respectively, *Tls* 0.144, *Tls* 0.072, and *Tls* 0.036; and the copper coins have been calculated on the basis of 122 10-cash pieces to 1 K'u-p'ing tael. The minting of 20-cent and 10-cent silver and of 10-cash copper pieces has evidently been found more advantageous than the other coins.—I regret to say that the progress of the Gold Mining Company, described near the end of my Report for 1903, has been checked. I am informed that the Government considers itself entitled to receive five-sixths of the profits of the enterprise, which claim would leave for the investors for their dividends but one-sixth of the profits earned. The Government, in fact, demands not only two-sixths of the profits as specified in the "concession," but a further three-sixths under the Chinese Mining Regulations. The *cessionnaires* having found it impossible to accede to this demand, the issue of shares was stopped. Negotiations looking to the removal of the *impasse* have been going on for months, but the obstacles have not yet been cleared away. Until all sorts of efforts to develop camphor, timber, silk industry, mining, and the like are freely and boldly encouraged in Fuhkien (of course, under regulations recognising the just authority and rights of the Government), we must continue sadly to write up as the expression of the present commercial condition of this province the words "No progress."

E. B. DREW,

Commissioner of Customs.

FOOCHOW, 11th March 1905.

## FOOCHOW TRADE RETURNS,

FOR THE YEAR 1904.

## A.—GENERAL TABLES.

TABLE No. 1.—SHIPPING.

Number and Tonnage of Vessels Entered and Cleared under each Flag,  
for the Year ended 31st December 1904.

a.—Under General Regulations.

STEAMERS.														
FLAG.	ENTERED INWARDS.						CLEARED OUTWARDS.						TOTAL ENTERED AND CLEARED.	
	With Cargo.		In Ballast.		TOTAL.		With Cargo.		In Ballast.		TOTAL.			
	No.	Tons.	No.	Tons.	No.	Tons.	No.	Tons.	No.	Tons.	No.	Tons.	No.	Tons.
British .....	168	172,170	43	97,692	211	269,862	172	235,077	39	34,785	211	269,862	422	539,724
German .....	32	28,705	11	40,842	43	69,547	40	66,778	3	2,769	43	69,547	86	139,094
Dutch .....	2	790	...	...	2	790	...	...	2	790	2	790	4	1,580
Norwegian .....	2	2,150	...	...	2	2,150	...	...	2	2,150	2	2,150	4	4,300
Japanese .....	63	10,736	17	1,734	80	12,470	62	11,253	19	2,270	81	13,523	161	25,993
Chinese .....	68	57,541	13	7,252	81	64,793	59	51,061	22	13,732	81	64,793	162	129,586
Total Steamers .....	335	272,092	84	147,520	419	419,612	333	364,169	87	56,496	420	420,665	839	840,277
SAILING VESSELS.														
British .....	2	1,034	3	1,520	5	2,554	5	2,554	...	...	5	2,554	10	5,108
Japanese .....	48	3,614	8	351	56	3,965	60	4,218	...	...	60	4,218	116	8,183
Total Sailing Vessels .....	50	4,648	11	1,871	61	6,519	65	6,772	...	...	65	6,772	126	13,291
GRAND TOTAL .....	385	276,740	95	149,391	480	426,131	398	370,941	87	56,496	485	427,437	965	853,568

b.—Under Inland Steam Navigation Rules.

FLAG.	ENTERED INWARDS.						CLEARED OUTWARDS.						TOTAL ENTERED AND CLEARED.	
	With Cargo.		In Ballast.		TOTAL.		With Cargo.		In Ballast.		TOTAL.			
	No.	Tons.	No.	Tons.	No.	Tons.	No.	Tons.	No.	Tons.	No.	Tons.	No.	Tons.
British .....	37	7,251	3	891	40	8,142	37	7,502	3	640	40	8,142	80	16,284
Japanese .....	52	6,932	14	1,440	66	8,372	51	6,766	15	1,606	66	8,372	132	16,744
Chinese .....	24	3,912	1	163	25	4,075	24	3,912	1	163	25	4,075	50	8,150
TOTAL .....	113	18,095	18	2,494	131	20,589	112	18,180	19	2,409	131	20,589	262	41,178

TABLE No. II.—GROSS AND NET VALUES OF THE TRADE OF FOOCHOW,  
1902 TO 1904.

	1902.		1903.		1904.	
	NET VALUES.	GROSS VALUES.	NET VALUES.	GROSS VALUES.	NET VALUES.	GROSS VALUES.
	<i>Hk. Ts</i>	<i>Hk. Ts</i>	<i>Hk. Ts</i>	<i>Hk. Ts</i>	<i>Hk. Ts</i>	<i>Hk. Ts</i>
<b>FOREIGN GOODS.</b>						
Imported from Foreign Countries and Hongkong.....	5,777,695		7,023,565		7,549,462	
Imported from Chinese Ports .....	913,679		1,101,028		1,080,776	
<b>Total Foreign Imports.....</b>		<b>6,691,374</b>		<b>8,124,593</b>		<b>8,630,238</b>
Re-exported to Foreign Countries and Hongkong ...	16,197		37,555		69,175	
Re-exported to Chinese Ports (chiefly to Shanghai and Amoy) .....	31,482		28,031		49,628	
<b>Total Foreign Re-exports.....</b>	<b>47,679</b>		<b>65,586</b>		<b>118,801</b>	
<b>Net Total Foreign Imports .....</b>	<b>6,643,695</b>		<b>8,059,007</b>		<b>8,511,437</b>	
<b>NATIVE PRODUCE.</b>						
Imported (chiefly from Shanghai and Santuao).....		3,265,807		4,317,200		4,626,863
Re-exported to Foreign Countries .....	1,195,219		1,403,754		1,984,359	
Re-exported to Chinese Ports.....	457,385		863,792		1,104,975	
<b>Total Native Re-exports.....</b>	<b>1,652,604</b>		<b>2,267,546</b>		<b>3,089,334</b>	
<b>Net Total Native Imports.....</b>	<b>1,613,203</b>		<b>2,049,654</b>		<b>1,537,529</b>	
Native Produce of local origin Exported to Foreign Countries.....	3,094,760		2,917,858		3,289,926	
Native Produce of local origin Exported to Chinese Ports.....	3,941,232		3,712,199		3,927,076	
<b>Total Exports of local origin ...</b>		<b>7,035,992</b>		<b>6,630,057</b>		<b>7,217,002</b>
<b>Gross Value of the Trade of the Port .....</b>		<b>16,993,173</b>		<b>19,071,850</b>		<b>20,474,103</b>
<b>Net Value of the Trade of the Port, i.e., Foreign and Native Imports less Re-exports, and Native Exports of local origin.....</b>	<b>15,292,890</b>		<b>16,738,718</b>		<b>17,265,968</b>	

TABLE No. III.—TRADE IN FOREIGN GOODS.—Imports and Re-exports.

DESCRIPTION OF GOODS.	Classifier of Quantity.	IMPORTS FROM FOREIGN COUNTRIES AND HONGKONG.		IMPORTS FROM CHINESE PORTS.		RE-EXPORTS TO FOREIGN COUNTRIES AND HONGKONG.		RE-EXPORTS TO CHINESE PORTS.		NET TOTAL IMPORTS.	
		Quantity.	Value.	Quantity.	Value.	Quantity.	Value.	Quantity.	Value.	Quantity.	Value.
<b>OPIMUM.</b>											
Benares.....	Pieces	352.10	225,693	...	...	...	...	...	...	352.10	225,693
Malwa.....	"	1,360.54	993,196	108.39	79,126	15.56	11,357	11.12	8,119	1,442.25	1,052,846
Patna.....	"	686.15	449,430	...	...	...	...	...	...	686.15	449,430
Persian.....	"	1,428.19	768,367	...	...	41.64	22,403	15.35	8,260	1,371.20	737,704
<b>COTTON GOODS.</b>											
<i>Shirtings, Grey, Plain:—</i>											
7 lb. and under, English.....	Pieces	9,095	15,462	2,444	4,155	...	...	...	...	11,539	19,617
Over 7 lb. and not over 9 lb., English.....	"	4,277	10,265	3,738	9,019	...	...	...	...	8,035	19,284
Over 9 lb. and not over 11 lb., ".....	"	31,956	97,466	12,135	37,011	...	...	530	1,272	43,561	133,205
<i>Shirtings, White, Plain, English.....</i>	"	15,681	61,156	450	1,755	...	...	...	...	16,131	62,911
<i>Drills, over 12½ lb., American.....</i>	"	2,744	10,702	1,710	6,669	...	...	...	...	4,454	17,371
" English.....	"	3,620	11,222	505	1,566	...	...	...	...	4,125	12,788
<i>Jeans, 30 yards, English.....</i>	"	60	162	...	...	...	...	...	...	60	162
<i>T-Cloths, 32 inches by 24 yards, English.....</i>	"	64,873	123,259	48,882	92,875	132	251	575	1,093	113,048	214,790
" 36 inches by 24 yards, ".....	"	1	2	...	...	...	...	...	...	1	2
<i>Cambries, White, 12 yards.....</i>	"	57	34	...	...	...	...	...	...	57	34
<i>Lawns, " ".....</i>	"	4,232	4,031	550	522	...	...	...	...	4,782	4,543
<i>Muslins, " ".....</i>	"	5,617	6,741	2,125	2,550	...	...	...	...	7,742	9,291
<i>Lenos and Balzarines, White, 30 yards.....</i>	"	424	869	80	164	...	...	...	...	504	1,033
<i>Dimities, Piqués, and Quiltings.....</i>	Yards	4,477	515	...	...	...	...	...	...	4,477	515
<i>Printed Cottons:—</i>											
<i>Printed Chintzes, Plain Cotton Prints, and Printed Shirtings, not exceeding 30 yards.....</i>	Pieces	4,198	9,236	5,066	11,145	18	40	172	378	9,074	19,963
" <i>T-Cloths, not exceeding 30 yards.....</i>	"	5	10	...	...	...	...	...	...	5	10
" <i>Turkey Reds, 25 yards.....</i>	"	1,931	6,285	8,654	28,169	...	...	163	587	10,422	33,867
<i>Dyed Cottons:—</i>											
<i>Cotton Italians, Plain, Coloured.....</i>	Pieces	4,935	24,922	6,759	34,132	65	328	95	480	11,534	58,246
" <i>Silias and Twills, Plain.....</i>	"	1,409	6,620	...	...	...	...	...	...	1,409	6,620
" <i>Italians, Figured.....</i>	"	6,249	34,682	1,600	8,880	89	494	152	844	7,608	42,224
" <i>Shirtings, Figured, Brocaded, and Spotted.....</i>	"	270	840	32	128	...	...	...	...	242	968
<i>Dyed Drills, 43 yards.....</i>	"	3	26	...	...	...	...	...	...	3	26
" <i>Lenos and Balzarines, 30 yards.....</i>	"	...	...	80	192	...	...	...	...	80	192
" <i>Cambries, Lawns, and Muslins, 12 yards.....</i>	"	21	27	50	65	...	...	...	...	71	92
" <i>Shirtings and Sheatings, Plain, 36 inches by 43 yards.....</i>	"	3,363	12,948	125	481	...	...	...	...	3,488	13,429
" <i>" Hongkong, 20 yards.....</i>	"	11,243	33,729	...	...	44	132	...	...	11,199	33,597
" <i>Cotton Cuts, 5½ yards.....</i>	Yards	290,800	37,222	...	...	...	...	...	...	290,800	37,222
<i>Cotton Spanish Stripes, 64 inches.....</i>	Pieces	638	2,808	24	105	2	9	6	26	654	2,878
" <i>Flannel, Plain, Dyed, and Printed English, 30 yards.....</i>	"	1,444	5,632	3,071	11,977	12	47	...	...	4,503	17,562
" <i>" Plain, Dyed, and Printed Japanese, 30 yards.....</i>	"	295	929	1,393	4,388	...	...	...	...	1,688	5,317
<i>Crimp Cloth.....</i>	Yards	5,464	546	148	15	...	...	...	...	5,612	561
" <i>Japanese.....</i>	"	9,406	941	100	10	...	...	910	91	8,596	860
<i>Mosquito Netting.....</i>	"	4,994	999	...	...	...	...	...	...	4,994	999
<i>Japanese Cotton Cloth.....</i>	"	31,635	3,084	11,980	1,444	...	...	...	...	43,615	4,528
" <i>Crape.....</i>	"	335	20	...	...	...	...	...	...	335	20
<i>Velvets and Velvetens, Plain, 22 inches.....</i>	"	69,757	13,951	4,390	878	241	48	45	9	73,861	14,772
<i>Cotton Blankets.....</i>	Pieces	1,287	643	...	...	...	...	...	...	1,287	643
<i>Handkerchiefs, Plain, Dyed, and Printed.....</i>	Dozens	6,745	3,035	4,129	1,858	...	...	30	14	10,844	4,879
" <i>Embroidered, Hem-stitched, Initialed, etc., Japanese.....</i>	"	830	693	...	...	...	...	...	...	830	693
<i>Towels, Honeycomb and Huckaback, 13 inches by 23 inches.....</i>	"	10,222	6,856	3,662	2,242	120	78	...	...	13,764	9,020

TABLE No. III.—TRADE IN FOREIGN GOODS.—Imports and Re-exports—Continued.

DESCRIPTION OF GOODS.	Classifier of Quantity.	IMPORTS FROM FOREIGN COUNTRIES AND HONGKONG.		IMPORTS FROM CHINESE PORTS.		RE-EXPORTS TO FOREIGN COUNTRIES AND HONGKONG.		RE-EXPORTS TO CHINESE PORTS.		NET TOTAL IMPORTS.	
		Quantity.	Value.	Quantity.	Value.	Quantity.	Value.	Quantity.	Value.	Quantity.	Value.
			<i>Hk. Tls.</i>		<i>Hk. Tls.</i>		<i>Hk. Tls.</i>		<i>Hk. Tls.</i>		<i>Hk. Tls.</i>
Towels, Honeycomb and Huckaback, 13 inches by 23 inches, Japanese.....	<i>Dozens</i>	...	...	120	94	...	...	...	...	120	94
Cotton Goods, Unclassed.....	<i>Yards</i>	106,546	15,217	219	75	43	29	125	20	106,397	15,243
"  Yarn, Grey & Bleached, English...	<i>Piculs</i>	15	578	...	...	...	...	...	...	15	578
"  "  "  "  Hongkong.....		2,631	64,071	16	377	...	...	...	...	2,647	64,448
"  "  "  "  Indian.....		35,116	891,946	55	1,391	12	305	12	305	35,147	892,727
"  "  "  "  Japanese.....		1,721	42,336	221	5,443	...	...	...	...	1,942	47,779
"  Thread, on Spools.....	<i>Gross</i>	5,773	14,432	1,484	3,710	37	93	...	...	7,220	18,049
WOOLLEN AND COTTON MIXTURES.											
Alpacas, Lustras, Orleans, and Sicilians, Plain and Figured.....	<i>Yards</i>	1,185	296	...	...	...	...	...	...	1,185	296
Union and Poncho Cloth.....		19,642	11,785	1,228	737	...	...	...	...	20,870	12,522
"  Italian Cloth, Plain and Figured...	<i>Pieces</i>	20	230	322	3,703	...	...	...	...	342	3,933
Woollen and Cotton Mixtures, Unclassed..	<i>Yards</i>	2,672	931	991	375	...	...	...	...	3,663	1,306
WOOLLEN GOODS.											
Blankets and Rugs.....	<i>Pounds</i>	13,400	6,030	650	293	523	24	...	...	13,527	6,299
Bunting.....	<i>Pieces</i>	3	15	...	...	...	...	...	...	3	15
Camlets, English.....		828	9,439	1,100	12,540	...	...	50	570	1,878	21,409
Cloth, Broad, Medium, and Habit.....	<i>Yards</i>	10,794	16,191	614	921	65	97	30	45	11,313	16,970
Flannel.....		3,301	1,155	...	...	...	...	...	...	3,301	1,155
Lastings, Plain, Figured, and Crêped.....	<i>Pieces</i>	326	3,032	180	1,674	4	37	...	...	502	4,669
Long Kells.....		269	1,439	80	428	...	...	...	...	349	1,867
Spanish Stripes.....	<i>Yards</i>	17,092	10,255	5,445	3,267	...	...	...	...	22,537	13,522
Woollen Goods, Unclassed.....		1,430	338	1,200	160	...	...	...	...	2,630	498
"  and Worsted Yarn and Cord.....	<i>Piculs</i>	190	19,282	22	2,224	...	...	...	...	212	21,506
Berlin Wool.....		1	40	64	6,247	...	...	...	...	65	6,287
MISCELLANEOUS PIECE GOODS.											
Canvas.....	<i>Yards</i>	5,389	1,347	20,200	5,050	...	...	...	...	25,589	6,397
Linen.....		630	256	...	...	...	...	...	...	636	256
Silk Piece Goods, Plain.....	<i>Catties</i>	122	799	50	328	...	...	...	...	172	1,127
"  "  "  Brocaded.....		675	5,333	1,804	14,251	...	...	...	...	2,479	19,584
"  "  "  Mixtures, Brocaded.....		754	3,468	2,739	12,599	...	...	...	...	3,493	16,067
Miscellaneous Piece Goods, Unclassed.....	<i>Yards</i>	3,186	318	2,400	420	...	...	...	...	5,586	738
METALS.											
Brass and Yellow Metal:—											
Bars and Rods.....	<i>Piculs</i>	1	4	15	315	...	...	...	...	16	319
Brassware.....		66	3,803	5	102	...	...	...	...	71	3,905
Nails.....		7	206	...	...	...	...	...	...	7	206
Sheets and Plates.....		87	2,139	99	2,433	...	...	...	...	186	4,572
Wire.....		14	364	14	354	...	...	...	...	28	718
Unclassed.....		18	933	6	117	...	...	...	...	24	1,050
Old.....		62	820	...	...	...	...	...	...	62	820
Copper:—											
Bars and Rods.....	<i>Piculs</i>	4	122	28	827	...	...	...	...	32	949
Ingots and Slabs.....		53	1,489	271	7,629	...	...	3	77	321	9,041
"  "  Japanese.....		500	17,500	...	...	...	...	...	...	500	17,500
Nails.....		1	39	...	...	...	...	...	...	1	39
Sheets and Plates.....		10,966	389,121	975	38,508	579	22,841	194	8,547	11,168	396,241
Tubes.....		1	4	...	...	...	...	...	...	1	4
Wire.....		21	703	12	385	...	...	...	...	33	1,088
Unclassed.....		1	56	...	...	...	...	...	...	1	56
Old.....		20	469	12	218	...	...	...	...	32	687



TABLE No. III.—TRADE IN FOREIGN GOODS.—Imports and Re-exports—Continued.

DESCRIPTION OF GOODS.	Classifier of Quantity.	IMPORTS FROM FOREIGN COUNTRIES AND HONGKONG.		IMPORTS FROM CHINESE PORTS.		RE-EXPORTS TO FOREIGN COUNTRIES AND HONGKONG.		RE-EXPORTS TO CHINESE PORTS.		NET TOTAL IMPORTS.	
		Quantity.	Value.	Quantity.	Value.	Quantity.	Value.	Quantity.	Value.	Quantity.	Value.
<b>Iron and Mild Steel, New:—</b>			<i>Hk. \$s</i>		<i>Hk. \$s</i>		<i>Hk. \$s</i>		<i>Hk. \$s</i>		<i>Hk. \$s</i>
Anchors, and Parts of.....	<i>Piculs</i>	118	945	265	2,116	...	...	...	...	383	3,061
Angles.....	"	407	1,058	181	471	...	...	...	...	588	1,529
Bars.....	"	326	912	665	1,863	...	...	...	...	991	2,775
Chains, and Parts of.....	"	397	2,342	350	2,065	...	...	2	17	745	4,390
Hoops.....	"	36	146	35	140	...	...	...	...	71	286
Nail-rod.....	"	...	...	52	155	...	...	...	...	52	155
Nails, Wire.....	"	895	3,581	67	269	...	...	...	...	962	3,850
Pig.....	"	...	...	636	1,393	...	...	...	...	636	1,393
Pipes and Tubes, Cast.....	"	278	2,600	101	209	...	...	...	...	379	2,809
Plates Cuttings.....	"	151	293	1,892	2,806	...	...	...	...	2,023	3,099
Screws.....	"	4	65	...	...	...	...	...	...	4	65
Sheets and Plates.....	"	1,020	3,009	733	2,161	...	...	22	65	1,731	5,105
Wire.....	"	209	1,044	2,049	13,246	...	...	...	...	2,858	14,290
" Rope.....	"	12	106	75	666	...	...	...	...	87	772
Unclassed.....	"	82	1,215	388	1,321	...	...	...	...	470	2,536
<b>Iron and Mild Steel, Old:—</b>											
Bars.....	<i>Piculs</i>	3,319	5,460	759	1,219	...	...	...	...	4,078	6,679
Plates.....	"	2,241	3,016	1,030	2,128	...	...	...	...	3,271	5,144
Tubes.....	"	1	11	...	...	...	...	...	...	1	11
Wire.....	"	3,137	5,074	4,749	8,174	...	...	85	365	7,803	13,183
" Rope.....	"	126	205	71	100	...	...	...	...	197	305
<b>Iron, Galvanized:—</b>											
Sheets, Corrugated.....	<i>Piculs</i>	...	...	17	75	...	...	...	...	17	75
" Plain.....	"	...	...	4	16	...	...	...	...	4	16
Wire.....	"	21	429	12	145	...	...	...	...	33	574
Lead, in Pigs and Bars.....	"	13,514	77,030	162	920	...	...	...	...	13,676	77,956
Nickel, Unmanufactured.....	"	...	...	20	1,473	...	...	...	...	20	1,473
Quicksilver.....	"	97	9,659	1	56	...	...	...	...	98	9,715
Spelter.....	"	...	...	41	640	...	...	...	...	41	640
Steel, Bamboo.....	"	4	21	42	210	...	...	...	...	46	231
" Bars.....	"	356	3,182	349	3,125	...	...	15	119	692	6,188
" Hoops.....	"	40	200	57	286	...	...	...	...	97	486
" Sheets and Plates.....	"	2,736	64,969	137	3,256	...	...	...	...	2,873	68,225
" Wire.....	"	...	...	4	73	...	...	...	...	4	73
Tin, Sheets.....	"	2	13	...	...	...	...	...	...	2	13
" Slabs.....	"	3,499	152,194	189	8,239	...	...	31	1,340	3,657	159,093
Tinned Plates, Plain.....	"	6,233	37,396	48	287	...	...	...	...	6,281	37,683
White Metal, Sheets.....	"	16	776	57	2,794	...	...	...	...	73	3,570
" " Wire.....	"	...	...	73	3,199	...	...	...	...	73	3,199
Zinc, Sheets.....	"	159	1,030	48	957	31	132	...	...	176	1,855
Metals, Unclassed.....	"	125	982	74	558	...	...	...	...	199	1,540
<b>SUNDRIES.</b>											
Agar-agar.....	<i>Piculs</i>	309	1,234	...	...	...	...	...	...	309	1,234
Aniseed, Star, Hongkong.....	"	197	3,940	24	482	...	...	...	...	221	4,422
Articles de Paris, Curiosities, and Fancy Goods.....	<i>Value</i>	...	4,613	...	1,873	...	...	...	...	...	6,486
Awabi.....	<i>Piculs</i>	315	14,353	105	4,780	...	...	2	91	418	19,042
Bags, Straw and Grass.....	<i>Pieces</i>	24,900	602	...	...	...	...	...	...	24,900	602
Basins, Tin.....	<i>Gross</i>	67	412	10	61	...	...	...	...	77	473
Beer and Porter.....	<i>Value</i>	...	2,976	...	811	...	...	...	...	...	3,773
Betel-nuts.....	<i>Piculs</i>	122	610	...	...	...	...	...	14	122	610
Bicho de Mar, Black.....	"	336	15,105	158	7,126	...	...	10	448	484	21,783
" White.....	"	2,361	47,221	...	...	11	211	...	...	2,350	47,010
Birds Nests, 1st Quality.....	<i>Catties</i>	19	532	...	...	...	...	1	20	18	512
" 2nd ".....	"	764	11,460	...	...	...	...	...	...	764	11,460
" 3rd ".....	"	1,026	3,232	...	...	...	...	...	...	1,026	3,232
Biscuits.....	<i>Value</i>	...	854	...	77	...	...	...	...	...	931

TABLE No. III.—TRADE IN FOREIGN GOODS.—Imports and Re-exports—Continued.

DESCRIPTION OF GOODS.	Classifier of Quantity.	IMPORTS FROM FOREIGN COUNTRIES AND HONGKONG.		IMPORTS FROM CHINESE PORTS.		RE-EXPORTS TO FOREIGN COUNTRIES AND HONGKONG.		RE-EXPORTS TO CHINESE PORTS.		NET TOTAL IMPORTS.	
		Quantity.	Value.	Quantity.	Value.	Quantity.	Value.	Quantity.	Value.	Quantity.	Value.
Borax.....	Piculs	38	440	13	151	...	...	...	...	51	591
Boxes, Fancy.....	Gross	34	106	787	2,455	...	...	...	...	831	2,561
Braid, Llama.....	Piculs	67	8,783	6	835	...	...	...	...	73	9,618
Brass-foil.....	"	25	1,025	...	...	...	...	...	...	22	1,025
Butter.....	"	19	1,079	5	259	...	...	...	...	24	1,338
Buttons, Brass.....	Gross	1,722	689	3,625	1,450	10	3	300	12	5,037	2,124
Candles.....	Piculs	188	3,459	249	4,581	4	68	...	...	433	7,972
Capoor Cutchery.....	"	8	50	...	...	...	...	...	...	8	50
Cardamom Husk.....	"	1	5	...	...	...	...	...	...	1	5
Cardamoms, Inferior.....	"	169	5,073	...	...	...	...	...	...	169	5,073
Superior.....	"	21	4,210	...	...	...	...	...	...	21	4,210
Carpets and Carpeting.....	Value	...	185	...	...	...	...	...	...	...	185
Cassia Buds.....	Piculs	31	727	...	...	...	...	...	...	31	727
"    Lignea.....	"	117	4,314	...	...	...	...	...	...	117	4,314
"    Twigs.....	"	237	864	...	...	...	...	...	...	237	864
Cement.....	"	1,102	1,623	148	192	...	...	...	...	1,250	1,815
Cheese.....	Value	...	108	...	82	...	...	...	...	...	190
China-root.....	Piculs	1	7	...	...	...	...	...	...	1	7
China-ware, Coarse.....	"	53	321	56	464	...	...	...	...	109	785
Cigarettes.....	Value	...	4,557	...	646	...	...	...	...	...	5,203
Cigars.....	"	...	4,748	...	7	...	39	...	6	...	4,710
Cinnabar.....	Piculs	6	415	...	...	...	...	...	...	6	415
Cinnamon.....	"	14	1,325	...	...	...	...	...	...	14	1,352
Clams, Dried.....	"	520	9,354	1,033	18,595	59	1,063	...	...	1,494	26,886
Clocks.....	Pieces	3,717	8,347	2,039	3,780	25	127	12	25	5,719	11,975
Cloth, Native (Nankeens).....	Piculs	7	524	...	...	...	...	...	...	7	524
Clothing.....	Value	...	12,209	...	5,992	...	649	...	5,458	...	12,094
Cloves.....	Piculs	123	1,975	...	...	...	...	...	...	123	1,975
Coal.....	Tons	8,698	46,100	710	3,762	150	795	870	4,611	8,388	44,456
Cockles, Fresh and Dried.....	Piculs	2,374	23,737	584	5,843	...	...	...	...	2,958	29,580
Coke.....	Tons	371	5,046	202	2,747	...	...	...	...	573	7,793
Compo.....	Piculs	36	1,628	127	5,863	...	...	11	490	152	7,001
Confectionery.....	Value	...	495	...	...	...	...	...	...	...	495
Cosmetics, Hair.....	Piculs	289	6,621	122	2,424	...	...	...	...	411	9,045
Cotton Rags.....	"	2,434	5,430	...	...	...	...	...	...	2,434	5,430
"    Socks.....	Dozens	2,453	4,326	2,557	4,511	...	...	...	...	5,010	8,837
"    Waste.....	Piculs	25	442	...	...	...	...	...	...	25	442
Covers, Bed.....	Pieces	2,153	1,119	1,300	803	...	...	...	...	3,453	1,922
Crockery.....	Value	...	82	...	...	...	...	...	...	...	82
Cutch.....	Piculs	7	43	...	...	...	...	...	...	7	43
Cuttle-fish.....	"	2,390	35,851	1,976	29,638	...	...	...	...	4,366	65,489
Dates, Black.....	"	107	543	...	...	...	...	...	...	107	543
Dyes and Colours:—											
Aniline.....	Value	...	2,180	...	42,260	...	...	613	...	...	43,827
Ultramarine.....	Piculs	74	816	7	77	...	...	...	...	81	893
Emery Cloth and Sand-paper.....	Reams	30	5,995	10	1,910	...	...	...	...	40	7,905
Fans, Fancy.....	Pieces	30,273	1,937	...	...	...	...	...	...	30,273	1,937
"    Palm-leaf, Coarse.....	"	197,680	1,186	...	...	...	...	...	...	197,680	1,186
"    "    Fine.....	"	63,535	635	...	...	...	...	...	...	63,535	635
"    Paper.....	"	5,079	143	1,440	40	2,000	61	...	...	4,519	122
Feathers, Kingfishers, Whole.....	"	15,037	1,564	...	...	...	...	...	...	15,037	1,564
Fire-crackers and Fireworks.....	Piculs	151	2,713	...	...	...	...	...	...	151	2,713
Fish, Dried.....	"	599	5,543	92	848	...	...	15	143	676	6,248
"    Maws.....	"	2	202	...	...	...	...	...	...	2	202
"    Salt.....	"	9,023	41,055	...	...	11	49	...	...	9,012	41,006
"    Skins.....	"	3,010	47,260	...	...	...	...	...	...	3,010	47,260
Fishery Products, Unclassed.....	"	183	1,029	3	6	...	...	5	31	81	1,004
Flint Stones.....	"	...	...	253	189	...	...	...	...	253	189
Flour, American.....	"	20,780	113,278	585	1,986	...	...	...	...	21,365	115,262
"    Yam, Arrowroot, and Potato.....	"	633	1,995	...	...	...	...	...	...	633	1,995

TABLE No. III.—TRADE IN FOREIGN GOODS.—Imports and Re-exports—Continued.

DESCRIPTION OF GOODS.	Classifier of Quantity.	IMPORTS FROM FOREIGN COUNTRIES AND HONGKONG.		IMPORTS FROM CHINESE PORTS.		RE-EXPORTS TO FOREIGN COUNTRIES AND HONGKONG.		RE-EXPORTS TO CHINESE PORTS.		NET TOTAL IMPORTS.	
		Quantity.	Value.	Quantity.	Value.	Quantity.	Value.	Quantity.	Value.	Quantity.	Value.
Fruits and Vegetables, Dried and Salted.....	Value	...	Hk. \$ts 392	...	Hk. \$ts 45	...	...	...	Hk. \$ts 127	...	Hk. \$ts 310
" " Fresh.....	"	...	1,655	...	...	...	...	...	...	...	1,655
Furniture.....	"	...	13,152	...	42	...	...	...	...	...	13,194
Ginseng, American, Clarified.....	Catties	237	2,401	...	...	...	...	...	...	237	2,401
" " Crude.....	"	2,727	14,454	535	2,835	11	58	...	...	3,251	17,231
" " Beard, Root, Cuttings, etc. ....	"	3,002	2,448	...	...	...	...	...	...	3,002	2,448
" " Japan, Clarified.....	"	4,082	7,347	...	...	...	...	...	...	4,082	7,347
" " Crude.....	"	4,912	10,561	14,835	31,895	...	...	...	...	19,747	42,456
" " Korean, Clarified.....	"	...	...	300	3,639	...	...	10	200	290	3,439
" " Crude.....	"	1	4	10	40	...	...	...	...	11	44
" " Native.....	"	324	568	...	...	...	...	...	...	324	568
Glass, Window.....	Boxes	2,976	11,904	688	2,752	...	...	...	...	3,664	14,656
Glassware.....	Piculs	128	689	2	85	...	...	...	...	130	774
Glue, Cow.....	Value	...	3,731	...	3,855	...	151	...	102	...	7,353
Graphophones and Accessories.....	Piculs	209	4,178	2	35	...	...	...	...	211	4,213
Grasscloth, Coarse.....	Piculs	1	149	...	1,368	...	...	...	...	...	1,702
" " Fine.....	"	4	1,014	...	...	...	...	...	...	1	149
Gum Myrrh.....	"	10	101	...	...	...	...	...	...	4	1,014
" " Olibanum.....	"	54	544	...	...	...	...	...	...	10	101
Hams and Bacon.....	"	75	2,391	1	36	...	...	...	...	54	544
Hardware.....	Value	...	10,673	...	12,390	...	...	...	...	76	2,427
Hartall.....	Piculs	23	277	...	...	...	...	...	...	...	23,063
Hemp.....	"	754	9,023	10	146	7	208	...	...	23	277
Hides, Cow and Buffalo.....	"	86	1,719	1	17	...	...	...	...	757	8,961
Hoofs, Cow.....	"	206	850	...	...	...	...	...	...	87	1,736
Horns, Cow and Buffalo.....	"	1,276	11,481	7	60	...	...	...	...	206	850
" " Deer.....	"	34	687	...	...	...	...	...	...	1,283	11,541
" " Rhinoceros.....	Catties	6	188	...	...	...	...	...	...	34	687
Indigo, Dried.....	Piculs	4	101	2	48	...	...	...	...	6	149
" " Liquid, Natural.....	"	254	1,522	25	150	...	...	...	...	279	1,672
Isinglass, Vegetable.....	"	153	8,402	131	7,196	...	...	...	...	284	15,598
Lacquerware.....	Value	...	17	...	...	...	...	...	...	...	17
Lamps and Lampware.....	"	...	22,725	...	4,304	...	...	30	...	...	26,999
Lampwick.....	Piculs	4	199	...	...	...	...	...	...	4	199
Lead, Red.....	"	2	22	67	868	...	...	...	...	69	890
" " White.....	"	485	4,852	1	3	...	...	...	...	486	4,855
Leather, Cow.....	"	415	10,384	...	...	...	...	...	...	415	10,384
" " Purses.....	Dozens	730	657	240	216	...	...	...	...	970	873
Lily Flowers, Dried.....	Piculs	48	548	...	...	...	...	...	...	48	548
Looking-glasses and Mirrors.....	Pieces	122,537	1,192	5,230	853	...	...	...	...	127,767	2,045
Machinery, and Parts of.....	Value	...	39,324	...	5,625	...	196	...	513	...	44,240
Mangrove Bark.....	Piculs	2,765	4,148	...	...	...	...	...	...	2,765	4,148
Matches, Wood, Japan.....	Gross	205,608	40,299	1,454	285	...	...	300	100	206,762	40,484
Match-making Materials :—											
Paper, Packing.....	Piculs	33	282	...	...	...	...	...	...	33	282
Potash, Chlorate of.....	"	168	2,048	...	...	...	...	...	...	168	2,048
Wax, Paraffin.....	"	994	9,936	...	...	...	...	...	...	994	9,936
Mats, Bamboo and Rattan.....	Pieces	36	27	...	...	...	...	...	...	36	27
" " Straw and Rush.....	"	414,347	30,247	...	...	...	...	...	...	414,347	30,247
" " Tea.....	"	879,600	37,119	...	...	...	...	...	...	879,600	37,119
Matting, Straw.....	Rolls	64	320	...	...	...	...	...	...	64	320
Medical Appliances and Druggists Sundries	Value	...	2,866	...	...	...	...	...	...	...	2,866
Medicines.....	Piculs	884	15,736	75	1,278	...	...	...	...	959	17,014
Milk, Condensed, in Tins.....	Value	...	21,590	...	5,116	...	45	...	...	...	26,661
Munitions of War.....	Dozens	503	729	500	725	...	...	...	...	1,003	1,454
Mushrooms.....	Piculs	16	808	7	326	...	108	...	200	...	250,165
Musical Instruments, Unclassed.....	Value	...	348	...	...	...	...	...	...	...	1,134
Musk.....	Taels	48	576	...	...	...	...	...	...	48	576

TABLE No. III.—TRADE IN FOREIGN GOODS.—Imports and Re-exports—Continued.

DESCRIPTION OF GOODS.	Classifier of Quantity.	IMPORTS FROM FOREIGN COUNTRIES AND HONGKONG.		IMPORTS FROM CHINESE PORTS.		RE-EXPORTS TO FOREIGN COUNTRIES AND HONGKONG.		RE-EXPORTS TO CHINESE PORTS.		NET TOTAL IMPORTS.	
		Quantity.	Value.	Quantity.	Value.	Quantity.	Value.	Quantity.	Value.	Quantity.	Value.
			<i>Hk. Ts</i>		<i>Hk. Ts</i>		<i>Hk. Ts</i>		<i>Hk. Ts</i>		<i>Hk. Ts</i>
Mussels, Dried	<i>Piculs</i>	1,877	28,158	119	1,789	...	...	12	131	1,984	29,816
Needles	<i>Mille</i>	5,155	1,046	47,950	9,734	500	102	250	51	52,355	10,627
Oil, Bean	<i>Piculs</i>	22	210	...	...	...	...	...	...	22	210
Castor, Lubricating	"	76	906	1	5	...	...	...	...	77	911
Engine, Mineral	<i>Galls</i>	7,300	2,407	160	53	...	...	110	384	7,350	2,076
Kerosene, American	"	197,010	38,890	...	...	...	...	...	...	197,010	38,890
Russian	"	400,000	57,920	...	...	...	...	...	...	400,000	57,920
Sumatra	"	3,914,009	650,508	...	...	...	...	4,530	760	3,909,479	649,748
Paint	"	451	446	177	849	...	...	...	...	628	1,295
Peppermint	<i>Piculs</i>	1	1,918	...	...	...	...	...	...	1	1,918
Opium Dress	"	8	3,022	...	...	...	...	...	...	8	3,022
Husk	"	138	20,039	2	228	...	...	...	...	140	20,267
Paints, Assorted	"	73	1,184	31	978	...	...	...	...	104	2,162
Paper, 1st Quality	"	569	11,932	46	1,542	...	...	...	...	615	13,474
2nd	"	3	35	60	609	...	...	...	...	63	634
Pith	"	15	933	...	...	1	62	4	439	10	432
Printing	"	37	625	70	1,007	...	...	...	...	107	1,632
Tea	"	343	5,778	3	68	1	15	...	...	345	5,831
other kinds	<i>Value</i>	...	169	...	666	...	...	...	...	...	835
Pepper, Black	<i>Piculs</i>	735	14,700	...	...	...	...	...	...	735	14,700
White	"	40	1,413	...	...	...	...	...	...	40	1,413
Perfumery	<i>Value</i>	...	3,154	...	1,070	...	...	...	...	...	4,224
Personal Effects	"	...	4,099	...	2,598	...	...	...	...	...	6,697
Photographic Materials	"	...	61	...	103	...	...	...	...	...	164
Pottery and Earthenware	"	...	46	...	...	...	...	...	...	...	46
Prawns and Shrimps, Dried	<i>Piculs</i>	542	10,843	214	4,287	...	...	...	...	756	15,130
Preserves	"	43	493	...	...	...	...	...	...	43	493
Provisions (for Chinese use)	"	125	1,351	3	53	...	...	1	1	127	1,403
Patchuck	"	106	1,700	2	30	...	...	...	...	108	1,730
Raisins and Currants	"	371	4,454	3	37	3	36	...	...	371	4,455
Rattans, Split	"	791	6,325	...	...	...	...	...	...	791	6,325
Whole	"	3,176	19,054	...	...	...	...	1	7	3,175	19,047
Rice	"	16	78	...	...	...	...	...	...	16	78
Rope, Manila	"	1	89	46	1,859	...	...	...	...	47	1,948
Safflower	"	...	...	9	111	...	...	6	71	3	40
Saltpetre	"	44	393	...	...	...	...	...	...	44	393
Samsu	"	73	336	...	...	...	...	...	...	73	336
Cakes	"	274	1,050	...	...	...	...	...	...	274	1,050
Sandalwood	"	4,127	33,429	...	...	...	...	...	...	4,127	33,429
Sapanwood	"	1,810	4,524	...	...	...	...	...	...	1,810	4,524
Seaweed, Long	"	2,962	8,885	18,380	55,139	...	...	...	...	21,342	64,024
Seed, Apricot	"	14	327	...	...	...	...	...	...	14	327
Melon	"	791	4,550	140	805	...	...	...	...	931	5,355
Sesamm	"	3,389	13,711	...	...	...	...	...	...	3,389	13,711
Sharks Fins, Black	"	5	190	14	573	...	...	...	...	19	763
White	"	89	8,135	58	5,336	...	...	...	...	147	13,471
Shoes and Boots, India-rubber	<i>Pairs</i>	665	358	...	...	...	...	...	...	665	358
Leather and Canvas	"	42	111	...	...	...	...	...	...	42	111
Silk Ribbons	<i>Value</i>	...	276	...	...	...	...	...	...	...	276
Skins (Furs), Sundry	<i>Pieces</i>	12,418	3,343	487	201	...	...	...	...	14,905	3,544
Soap, Bar	<i>Piculs</i>	793	4,445	1,997	11,181	...	...	8	42	2,782	15,584
Soda Ash	"	...	...	873	2,620	...	...	...	...	873	2,620
Spirits	<i>Value</i>	...	647	...	281	...	125	...	68	...	735
of Wine	<i>Galls</i>	331	813	160	264	...	...	...	...	491	1,077
Stationery	<i>Value</i>	...	9,472	...	2,599	...	...	...	...	...	12,071
Stores, Engineers	"	...	65	...	426	...	...	...	...	...	491
Household	"	...	16,610	...	3,610	...	96	...	39	...	20,085
Sugar, Brown	<i>Piculs</i>	4,592	18,368	...	...	...	...	...	...	4,592	18,368
Candy	"	19,393	138,663	26	184	...	...	...	...	19,419	138,847
Refined	"	27,097	144,970	...	...	...	...	28	174	27,069	144,796

TABLE No. III.—TRADE IN FOREIGN GOODS.—Imports and Re-exports—Continued.

DESCRIPTION OF GOODS.	Classifier of Quantity.	IMPORTS FROM FOREIGN COUNTRIES AND HONGKONG.		IMPORTS FROM CHINESE PORTS.		RE-EXPORTS TO FOREIGN COUNTRIES AND HONGKONG.		RE-EXPORTS TO CHINESE PORTS.		NET TOTAL IMPORTS.	
		Quantity.	Value.	Quantity.	Value.	Quantity.	Value.	Quantity.	Value.	Quantity.	Value.
Sugar, White.....	Piculs	46,062	Hk. \$s 225,705	2	Hk. \$s 11	...	...	10	Hk. \$s 49	46,054	Hk. \$s 225,667
Tea, Black.....	"	55	1,976	1	5	58	2,999	6	109	...	...
"  Ceylon.....	"	2	64	...	...	10	300	...	...	...	...
"  Formosa.....	"	6	180	9	301	49	1,708	...	...	...	...
Telegraph Materials.....	Value	...	742	...	1,028	...	...	...	20	...	1,750
Timber, Planks, Teak.....	Cub. ft.	222	634	...	...	...	...	...	...	222	634
Tin-foil.....	Piculs	1	23	...	...	...	...	...	...	1	23
Tobacco, Prepared.....	"	35	1,321	...	...	...	...	...	...	35	1,321
Tobacconists Sundries.....	Value	...	58	...	...	...	...	...	...	...	58
Toilet Requisites.....	"	...	4,609	...	953	...	...	...	...	...	5,562
Toys.....	"	...	2,723	...	148	...	20	...	...	...	2,851
Umbrella Covers, Frames, and Parts.....	"	...	251	...	...	...	...	...	...	...	251
Umbrellas, Cotton.....	Pieces	18,539	11,123	1,200	720	...	...	...	...	19,739	11,843
"  Japanese.....	"	24	10	530	212	...	...	...	...	554	222
"  Silk and Silk Mixture.....	"	7	11	...	...	...	...	...	...	7	11
Varnish.....	Piculs	567	11,792	6	126	...	...	2	47	571	11,871
Vermicelli and Macaroni.....	"	107	823	9	70	...	...	...	...	116	893
Vermilion.....	"	83	6,652	...	...	...	...	...	...	83	6,652
Watches.....	Pieces	471	1,670	...	...	...	...	...	...	471	1,670
Waters, Aerated.....	Value	...	1,112	...	789	...	47	...	53	...	1,801
Wax, White.....	Piculs	343	5,146	27	523	...	...	...	...	370	5,669
Wine, Japanese (Saké).....	"	5	53	5	50	...	...	...	...	10	103
Wines.....	Value	...	7,603	...	6,425	...	71	...	584	...	13,373
Wood, Garoo.....	Catties	328	1,950	20	64	147	480	...	...	201	634
"  Laka.....	Piculs	32	160	...	...	...	...	...	...	32	160
"  Scented and Fragrant.....	"	50	1,273	...	...	...	...	...	...	50	1,273
Woodware.....	"	8	102	...	...	...	...	...	...	8	102
Worm Tablets, in Bottles.....	Dozens	368	376	240	220	...	...	20	15	588	581
Sundries, Unenumerated.....	Value	...	22,770	...	21,510	...	556	...	707	...	43,017
TOTAL.....	Hk. \$s	...	7,526,282	...	1,080,776	...	69,173	...	49,628	...	8,490,847
Imports by Junk, not otherwise recorded.....	Hk. \$s	...	23,180	...	...	...	...	...	...	...	23,180
GRAND TOTAL.....	Hk. \$s	...	7,549,462	...	1,080,776	...	69,173	...	49,628	...	8,514,027
Excess of Re-export above Import of Tea during the year.....	Hk. \$s	...	...	...	...	...	...	...	...	...	2,590
NET TOTAL.....	Hk. \$s	...	...	...	...	...	...	...	...	...	8,511,437

## SUMMARY.

IMPORTS from Great Britain .....	<i>Hk. Ts</i>	43	
"    "    Hongkong .....	"	6,477,016	
"    "    United States of America .....	"	17,500	
"    "    Russia <i>via</i> Batoum.....	"	57,920	
"    "    Japan.....	"	279,047	
"    "    Formosa.....	"	67,428	
"    "    Sumatra .....	"	650,508	
Total from Foreign Countries.....	<i>Hk. Ts</i>	7,549,462	
Imports from Chinese Ports.....	"	1,080,776	
TOTAL FOREIGN IMPORTS .....	<i>Hk. Ts</i>	8,630,238	
RE-EXPORTS to Great Britain.....	<i>Hk. Ts</i>	1,211	
"    "    Hongkong .....	"	63,918	
"    "    India.....	"	300	
"    "    United States of America.....	"	1,833	
"    "    South America.....	"	104	
"    "    Continent of Europe, Russia excepted ..	"	307	
"    "    Sumatra .....	"	60	
"    "    Turkey in Asia, Persia, Egypt, and Aden.....	"	1,440	
Total to Foreign Countries.....	<i>Hk. Ts</i>	69,173	
RE-EXPORTS to Ichang .....	<i>Hk. Ts</i>	146	
"    "    Hankow.....	"	414	
"    "    Shanghai.....	"	26,661	
"    "    Wenchow.....	"	80	
"    "    Santuaio.....	"	9,487	
"    "    Amoy.....	"	12,295	
"    "    Swatow.....	"	545	
Total to Chinese Ports.....	<i>Hk. Ts</i>	49,628	
TOTAL FOREIGN RE-EXPORTS .....	<i>Hk. Ts</i>	118,801	
NET TOTAL FOREIGN IMPORTS .....	<i>Hk. Ts</i>	8,511,437	

TABLE No. IV.—TRADE IN NATIVE PRODUCE.—Imports and Re-exports.

DESCRIPTION OF GOODS.	Classifier of Quantity.	IMPORTS FROM CHINESE PORTS.		RE-EXPORTS TO CHINESE PORTS.		RE-EXPORTS TO FOREIGN COUNTRIES AND HONGKONG.		NET TOTAL IMPORTS.	
		Quantity.	Value.	Quantity.	Value.	Quantity.	Value.	Quantity.	Value.
<b>COTTON GOODS *</b>									
Cotton Yarn.....	<i>Piculs</i>	739	16,086	...	...	...	...	739	16,086
<b>SUNDRIES.</b>									
Alum, Green.....	<i>Piculs</i>	271	1,613	...	...	...	...	271	1,613
Arsenic.....	"	455	3,937	...	...	...	...	455	3,937
Beans, Black.....	"	2,301	6,696	...	...	...	...	2,301	6,696
" Green.....	"	13,742	48,302	...	...	...	...	13,742	48,302
" White and Yellow.....	"	37,861	110,176	...	...	...	...	37,861	110,176
" Miscellaneous.....	"	8,032	23,418	77	269	...	...	7,955	23,149
Books, Printed.....	"	362	8,508	...	...	...	...	362	8,508
Brassware.....	"	34	1,814	...	...	...	...	34	1,814
Carpets.....	<i>Pieces</i>	753	1,239	...	...	...	...	753	1,239
China-root.....	<i>Piculs</i>	896	15,052	...	...	...	...	896	15,052
Clams, Dried.....	"	687	5,546	...	...	...	...	687	5,546
Cloth, Native (Nankeens).....	"	3,256	89,947	3	111	...	...	3,253	89,836
Cockles.....	"	5,377	8,509	...	...	...	...	5,377	8,509
Cotton, Old, and Rags.....	"	402	1,453	5	28	...	...	397	1,425
" Raw.....	"	956	15,638	22	448	...	...	934	15,190
" Ribbons.....	"	170	11,214	...	...	...	...	170	11,214
Cuttle-fish.....	"	356	9,634	...	...	...	...	356	9,634
Dates, Black.....	"	3,985	134,333	...	...	...	...	3,985	134,333
" Red.....	"	2,265	8,720	...	...	...	...	2,265	8,720
Dye-stuff.....	"	388	1,228	...	...	...	...	388	1,228
Eggs, Preserved.....	<i>Pieces</i>	190,334	2,163	...	...	...	...	190,334	2,163
Fans, Fancy.....	"	10,170	2,197	...	...	...	...	10,170	2,197
" Paper.....	"	202,005	7,242	...	...	...	...	202,005	7,242
Felt and Felt Cuttings.....	"	8,245	1,418	...	...	...	...	8,245	1,418
Fire-crackers and Fireworks.....	<i>Piculs</i>	2,469	45,165	...	...	50	1,096	2,419	44,075
Fish, Dried and Salt.....	"	1,360	16,555	64	327	...	...	1,296	16,228
Fishery Products.....	"	1,177	6,811	4	92	...	...	1,173	6,719
Flour, Potato.....	"	14,845	40,643	...	...	...	...	14,845	40,643
" Miscellaneous.....	"	1,079	2,093	...	...	...	...	1,079	2,093
Fruits, Dried and Salted.....	"	1,710	5,214	9	68	...	...	1,701	5,146
" Fresh, Unclassed.....	"	1,051	3,621	...	...	...	...	1,051	3,621
Fungus.....	"	814	27,166	7	277	...	...	807	26,889
Furniture.....	<i>Value</i>	...	2,323	...	...	...	...	...	2,323
Glassware.....	<i>Piculs</i>	191	3,155	3	55	...	...	188	3,100
Grasscloth, Coarse.....	"	19	2,378	...	...	...	...	19	2,378
" Fine.....	"	84	17,963	...	...	...	...	84	17,963
Ground-nuts.....	"	1,730	7,161	...	...	...	...	1,730	7,161
Gypsum.....	"	3,059	3,518	...	...	...	...	3,059	3,518
Hemp.....	"	12,555	133,459	379	4,884	...	...	12,176	128,575
Hoofs, Cow.....	"	439	1,764	...	...	...	...	439	1,764
Horns, Cow and Buffalo.....	"	518	3,328	...	...	...	...	518	3,328
Indigo, Liquid.....	"	15,961	74,537	...	...	...	...	15,961	74,537
Lacquerware.....	"	59	3,148	...	...	...	...	59	3,148
Lampblack and Soot.....	"	57	2,140	...	...	...	...	57	2,140
Leather.....	"	62	1,329	...	...	...	...	62	1,329
" Strips.....	"	50	8,708	...	...	...	...	50	8,708
Lily Flowers, Dried.....	"	5,242	60,061	42	577	...	...	5,200	59,484
Liquorice.....	"	353	3,799	...	...	...	...	353	3,799
Medicines.....	<i>Value</i>	8,592	80,145	14	231	...	...	8,578	79,914
".....	<i>Piculs</i>	...	4,449	...	...	...	...	...	4,449
Mushrooms.....	"	17	2,799	7	436	...	...	10	2,363
Oil, Castor.....	"	137	1,208	...	...	...	...	137	1,208
" Wood.....	"	456	4,341	...	...	...	...	456	4,341
Opium Dross.....	"	22	2,897	...	...	...	...	22	2,897
" Native, Szechwan.....	"	387	115,371	8	3,313	...	...	379	112,058

\* Steam Factory products.

TABLE No. IV.—TRADE IN NATIVE PRODUCE.—Imports and Re-exports—Continued.

DESCRIPTION OF GOODS.	Classifier of Quantity.	IMPORTS FROM CHINESE PORTS.		RE-EXPORTS TO CHINESE PORTS.		RE-EXPORTS TO FOREIGN COUNTRIES AND HONGKONG.		NET TOTAL IMPORTS.	
		Quantity.	Value.	Quantity.	Value.	Quantity.	Value.	Quantity.	Value.
			<i>Hk. Ts</i>		<i>Hk. Ts</i>		<i>Hk. Ts</i>		<i>Hk. Ts</i>
Opium, Native, Yunnan.....	<i>Piculs</i>	52	18,697	...	...	...	...	52	18,697
Paper, 1st Quality.....	"	61	1,065	...	...	...	...	61	1,065
" 2nd ".....	"	241	1,509	...	...	...	...	241	1,509
Pears, Fresh.....	"	11,543	27,871	...	...	...	...	11,543	27,871
Pipes, Brass and White Metal.....	<i>Pieces</i>	19,758	10,001	...	...	...	...	19,758	10,001
Prawns and Shrimps, Dried.....	<i>Piculs</i>	839	21,018	...	...	...	...	839	21,018
Provisions.....	"	210	2,113	...	...	...	...	210	2,113
Rhubarb.....	"	116	1,900	...	...	...	...	116	1,900
Rice.....	"	46,640	137,833	...	...	...	...	46,640	137,833
Sanshu.....	"	302	1,518	...	...	...	...	302	1,518
Seed, Apricot, Sweet.....	"	199	5,275	...	...	...	...	199	5,275
" Melon.....	"	4,273	44,848	21	263	...	...	4,252	44,585
" Sesamum.....	"	5,563	23,399	4	21	...	...	5,559	23,378
Silk, Raw, Yellow.....	"	229	60,530	6	2,067	...	...	223	58,463
" Piece Goods.....	"	363	179,519	...	...	...	...	363	179,519
" Ribbons.....	"	39	23,430	...	...	...	...	39	23,430
Skin (Fur) Clothing, Sundry.....	<i>Pieces</i>	2,545	3,058	...	...	...	...	2,545	3,058
Snuff.....	<i>Piculs</i>	177	2,865	...	...	...	...	177	2,865
Sugar, Brown.....	"	504	2,038	...	...	...	...	504	2,038
" Candy.....	"	747	5,240	...	...	...	...	747	5,240
Tallow, Vegetable.....	"	4,285	42,277	30	361	...	...	4,255	41,916
Tea, Black.....	"	67,243	1,486,920	35,282	1,065,611	78,637	1,937,224	...	...
" Buds.....	"	...	...	...	...	80	1,952	...	...
" Dust.....	"	2,971	23,263	2,125	18,066	102	926	744	4,271
" Green.....	"	49	1,387	93	2,648	1,296	37,752	...	...
" Leaf and Unfired.....	"	51,192	897,399	...	...	...	...	51,192	897,399
" Siftings.....	"	4,660	28,942	115	980	153	1,392	4,392	26,570
" Stalk.....	"	...	...	285	1,005	1,095	3,856	...	...
Tobacco, Leaf.....	"	4,068	20,260	...	...	...	...	4,068	20,260
" Prepared.....	"	3,642	86,541	2	25	...	...	3,640	86,516
Varnish.....	"	630	21,215	31	1,218	...	...	599	19,997
Vermicelli and Macaroni.....	"	1,574	12,491	32	152	...	...	1,542	12,339
Walnuts.....	"	374	1,881	...	...	...	...	374	1,881
Wax, White.....	"	338	27,196	6	604	...	...	332	26,592
Wheat.....	"	69,911	169,185	...	...	...	...	69,911	169,185
Sundries, Unenumerated.....	<i>Value</i>	...	10,847	...	838	...	167	...	9,842
<b>TOTAL.....</b>	<i>Hk. Ts</i>	...	4,626,863	...	1,104,975	...	1,984,359	...	3,099,270
Excess of Re-export above Import of Tea, Buds, Black, Green, and Stalk, during the year..... <i>Hk. Ts</i>									1,561,741
<b>NET TOTAL.....<i>Hk. Ts</i></b>									<b>1,537,529</b>



## SUMMARY.

IMPORTS from	Newchwang.....	<i>Hk. Tls</i>	904
"	" Tientsin .....	"	36,804
"	" Chefoo.....	"	95,066
"	" Kiaochow .....	"	203
"	" Ichang.....	"	2,682
"	" Changsha.....	"	16,408
"	" Yochow.....	"	16,900
"	" Hankow.....	"	393,114
"	" Kinkiang.....	"	30,779
"	" Wuhu.....	"	31,564
"	" Nanking.....	"	34,905
"	" Chinkiang.....	"	30,343
"	" Shanghai.....	"	1,258,065
"	" Soochow.....	"	4,539
"	" Hangchow.....	"	117,041
"	" Ningpo.....	"	9,774
"	" Santuao.....	"	2,325,530
"	" Amoy.....	"	25,665
"	" Swatow.....	"	178,926
"	" Canton.....	"	17,651
	Total from Chinese Ports .....	<i>Hk. Tls</i>	4,626,863
	TOTAL NATIVE IMPORTS.....	<i>Hk. Tls</i>	4,626,863
RE-EXPORTS to	Tientsin.....	<i>Hk. Tls</i>	707,069
"	" Chefoo.....	"	89,045
"	" Hankow.....	"	2,256
"	" Shanghai.....	"	34,581
"	" Santuao.....	"	8,720
"	" Amoy.....	"	16,837
"	" Swatow.....	"	246,467
	Total to Chinese Ports.....	<i>Hk. Tls</i>	1,104,975
RE-EXPORTS to	Hongkong.....	<i>Hk. Tls</i>	443,270
"	" Great Britain.....	"	608,872
"	" India.....	"	20,784
"	" Australia.....	"	77,457
"	" British America.....	"	4,230
"	" United States of America.....	"	192,576
"	" South America.....	"	20,176
"	" Continent of Europe, Russia excepted..	"	598,219
"	" Russia <i>via</i> Odessa.....	"	12,996
"	" Turkey in Asia, Persia, Egypt, and Aden	"	4,689
"	" Formosa.....	"	1,090
	Total to Foreign Countries.....	<i>Hk. Tls</i>	1,984,359
	TOTAL NATIVE RE-EXPORTS.....	<i>Hk. Tls</i>	3,089,334
	NET TOTAL NATIVE IMPORTS.....	<i>Hk. Tls</i>	1,537,529

TABLE No. V.—TRADE IN NATIVE PRODUCE.—Exports and Re-exports.

DESCRIPTION OF GOODS.	Classifier of Quantity.	EXPORTS TO FOREIGN COUNTRIES.		EXPORTS TO HONGKONG.		EXPORTS TO CHINESE PORTS.		TOTAL RE-EXPORTS TO FOREIGN COUNTRIES, HONGKONG, AND CHINESE PORTS.		TOTAL EXPORTS (including Re-exports)	
		Quantity.	Value.	Quantity.	Value.	Quantity.	Value.	Quantity.	Value.	Quantity.	Value.
			<i>Hk. Ts</i>		<i>Hk. Ts</i>		<i>Hk. Ts</i>		<i>Hk. Ts</i>		<i>Hk. Ts</i>
Bamboo Canes.....	<i>Pieces</i>	70,210	547	71,655	552	66,895	1,030	...	...	208,760	2,129
Shoots.....	<i>Piculs</i>	16	54	4,961	36,427	88,498	678,692	...	...	93,475	715,173
Split, Leaf, etc.....	"	43	68	4	18	11,680	13,071	...	...	11,727	13,157
Bambooware.....	"	18	272	331	4,901	522	7,724	...	...	871	12,897
Bark, Plum-tree.....	"	...	...	...	...	646	1,205	...	...	646	1,205
Boneware and Hornware.....	"	19	544	206	5,779	54	1,517	...	...	279	7,840
Books, Printed.....	"	7	195	2	63	95	2,674	...	...	104	2,932
Camphor.....	"	56	3,297	1,138	67,105	16	964	...	...	1,210	71,366
Cattle (Cows).....	<i>Head</i>	...	...	294	5,369	...	...	...	...	294	5,369
Clams, Dried.....	<i>Piculs</i>	1	5	4	95	393	8,979	...	...	398	9,079
Curiosities.....	<i>Value</i>	...	944	...	2,268	...	9,479	...	...	...	12,691
Cushions and Pillows.....	<i>Pieces</i>	3,060	513	354	364	5,163	2,224	...	...	8,577	3,101
Cutlery and Hardware.....	<i>Value</i>	...	614	...	475	...	1,259	...	...	...	2,348
Dressing-cases.....	<i>Pieces</i>	971	383	403	904	1,140	842	...	...	2,514	2,129
Exhibits (Louisiana Exhibition).....	<i>Value</i>	...	5,245	...	...	...	...	...	...	...	5,245
Feathers, Duck, Fowl, etc.....	<i>Piculs</i>	1,414	24,320	868	14,955	...	...	...	...	2,282	39,275
Fire-crackers and Fireworks.....	"	353	7,845	...	...	4	80	50	1,090	407	9,015
Fish, Dried and Salt.....	"	...	...	19	102	805	5,687	64	327	888	6,116
Fishery Products, Unclassed.....	"	6	19	205	554	402	8,492	4	92	617	9,157
Flowers, Dried.....	"	...	...	...	...	324	1,787	...	...	324	1,787
Fruits, Dried and Salted.....	"	17	92	118	1,863	67	771	34	352	236	3,078
Fresh, Unclassed.....	"	221	339	95	193	873	2,006	...	...	1,189	2,538
Furniture.....	<i>Value</i>	...	2,329	...	2,650	...	2,927	...	...	...	7,906
Grasscloth, Fine.....	<i>Piculs</i>	1	129	5	1,449	...	...	...	...	6	1,578
Hemp.....	"	...	...	...	...	90	1,989	379	4,884	469	6,873
Hides, Cow and Buffalo.....	"	...	...	...	...	89	1,226	...	...	89	1,226
Joss Sticks.....	"	2	38	152	2,731	195	3,510	...	...	349	6,279
Lacquerware.....	"	20	469	110	2,587	93	2,190	...	...	223	5,246
Lampblack and Soot.....	"	26	68	65	151	2,497	6,077	...	...	2,588	6,296
Leather.....	"	...	...	...	...	640	16,435	...	...	640	16,435
Lichees, Dried.....	"	41	814	5	105	72	1,421	5	99	123	2,439
Lung-ngans, Dried.....	"	7	77	1	8	4,159	47,040	8	89	4,175	47,214
Matches.....	<i>Gross</i>	3,500	925	3,250	831	10,791	2,629	...	...	17,541	4,385
Medicines.....	<i>Piculs</i>	103	589	2,070	18,701	2,366	19,253	14	231	4,553	38,774
Mushrooms.....	"	1	82	156	9,352	202	12,168	7	436	366	22,038
Nuts, White.....	"	4	25	282	1,541	39	227	...	...	325	1,793
Oil, Camphor.....	"	4	56	621	9,578	...	...	...	...	625	9,634
Tea.....	"	396	4,923	16	203	843	10,489	...	...	1,255	15,615
Olives, Fresh.....	"	...	...	375	1,208	22,611	72,809	...	...	22,986	74,017
Salted.....	"	91	280	46	140	1,228	3,771	...	...	1,365	4,191
Opium, Native, Szechwan.....	"	...	...	...	...	...	...	8	3,313	8	3,313
Orange Skin.....	"	...	...	...	...	199	4,392	...	...	199	4,392
Oranges, Dried.....	"	...	...	...	...	1,651	3,729	...	...	1,651	3,729
Fresh.....	"	1	1	159	437	29,954	77,486	...	...	30,114	77,924
Ornaments, Cap, Joss, Tinsel, etc.....	<i>Value</i>	...	179	...	1,922	...	249	...	...	...	2,350
Paper, 1st Quality.....	<i>Piculs</i>	724	10,166	348	4,891	13,875	194,809	...	...	14,947	209,866
2nd.....	"	1,824	10,979	462	2,783	33,055	198,990	...	...	35,341	212,752
Cuttings.....	"	...	...	...	...	681	2,513	...	...	681	2,513
Joss.....	"	5	81	1	17	13,241	412,053	...	...	13,247	412,151
Wall, and Scrolls.....	<i>Value</i>	...	662	...	254	...	708	...	...	...	1,624
Peel, Orange.....	<i>Piculs</i>	...	...	...	...	1,426	23,807	...	...	1,426	23,807
Pumelo, Sliced.....	"	...	...	...	...	599	4,053	...	...	599	4,053
Personal Effects.....	<i>Value</i>	...	4,350	...	6,214	...	2,741	...	...	...	13,305
Plants and Shrubs.....	"	...	56	...	26	...	3,963	...	23	...	4,068
Plums, Black.....	<i>Piculs</i>	26	68	8	21	362	983	...	...	396	1,072
Dried and Salted.....	"	40	462	3,702	38,264	108	851	...	...	3,850	39,577
Potash.....	"	1	10	405	3,745	1,089	10,079	...	...	1,495	13,834
Potatoes.....	"	73	119	11,421	18,770	750	1,292	...	...	12,244	20,181
Pottery and Earthenware.....	"	2,958	7,487	170	550	163	429	...	...	3,291	8,466

TABLE No. V.—TRADE IN NATIVE PRODUCE.—Exports and Re-exports—Continued.

DESCRIPTION OF GOODS.	Classifier of Quantity.	EXPORTS TO FOREIGN COUNTRIES.		EXPORTS TO HONGKONG.		EXPORTS TO CHINESE PORTS.		TOTAL RE-EXPORTS TO FOREIGN COUNTRIES, HONGKONG, AND CHINESE PORTS.		TOTAL EXPORTS (including Re-exports).	
		Quantity.	Value.	Quantity.	Value.	Quantity.	Value.	Quantity.	Value.	Quantity.	Value.
Preserves.....	<i>Piculs</i>	37	481	1,071	14,078	408	5,362	...	...	1,516	19,921
Provisions.....	"	264	882	344	3,031	297	1,627	126	1,123	1,031	5,663
Rice, Red.....	"	16	69	223	1,768	1,419	15,751	...	...	1,658	17,588
Seed Cake.....	"	8,172	4,557	...	...	134	73	...	...	8,306	4,630
" Flower.....	"	...	...	...	...	1,300	21,913	...	...	1,300	21,913
" Lily Flower, or Lotus-nuts.....	"	1	33	79	1,971	341	8,549	...	...	421	10,553
Sharks Fins, White.....	"	...	...	...	...	46	3,051	...	...	46	3,051
Shoes and Boots, Silk and Cotton.....	<i>Pairs</i>	735	312	5,769	3,150	3,844	1,901	...	...	10,348	5,363
Silk, Raw, Yellow.....	<i>Piculs</i>	...	...	...	...	...	...	6	2,067	6	2,067
" Refuse or Waste.....	"	...	...	...	...	30	2,196	...	...	30	2,196
" Piece Goods.....	"	...	...	...	...	3	1,618	...	...	3	1,618
Snuff.....	"	...	...	...	...	173	8,618	...	...	173	8,618
Tea, Black.....	"	93,596	2,079,470	7,678	194,098	41,197	1,396,436	113,918	3,002,835	256,389	6,672,839
" Brick, Black.....	"	621	6,520	3,333	24,496	21,135	221,914	...	...	24,089	252,930
" Buds.....	"	203	4,808	...	...	...	...	80	1,952	283	6,760
" Dust.....	"	1,087	9,240	49	418	355	3,021	2,227	18,992	3,718	31,671
" Green.....	"	1,337	38,092	15	426	2,064	58,827	1,389	40,400	4,805	137,745
" Siftings.....	"	149	1,270	5	40	59	502	268	2,372	481	4,184
" Stalk.....	"	29	192	1,272	5,717	55	402	1,381	4,861	2,737	11,172
Timber, Beans, Soft-wood.....	<i>Pieces</i>	...	...	...	...	812	2,184	...	...	812	2,184
" Planks, Camphor-wood.....	"	6	14	...	...	5,196	15,707	...	...	5,202	15,721
" " Hard-wood.....	"	...	...	...	...	369	1,530	...	...	369	1,530
" " Soft-wood.....	<i>Sq. feet</i>	297,682	7,522	12,307	311	19,618	495	...	...	329,607	8,328
Tin.....	<i>Piculs</i>	14	909	...	...	10	647	...	...	24	1,556
Umbrellas, Paper (Kittysols).....	<i>Pieces</i>	115	11	210,182	20,241	178,486	17,188	...	...	388,783	37,440
Varnish.....	<i>Piculs</i>	1	23	...	...	22	874	31	1,218	54	2,115
Wood, Coffin.....	<i>Pieces</i>	3,443	6,839	3,072	16,984	118	491	...	...	6,633	24,314
" Planks, for Kerosene Oil Cases, etc.....	<i>Boxes</i>	306,731	46,124	86,813	13,257	24,623	2,316	...	...	418,167	61,697
" Poles.....	<i>Pieces</i>	96,597	185,190	7,900	14,101	117,012	223,915	...	...	221,509	423,206
" Scantlings.....	"	161,180	7,978	971	238	46,661	1,116	...	...	208,812	9,332
Wooden Articles.....	"	78,198	2,850	421	23	15,001	708	...	...	93,620	3,581
Woodware.....	<i>Piculs</i>	22	410	49	960	178	3,460	...	...	249	4,830
Sundries, Unenumerated.....	<i>Value</i>	...	7,848	...	7,480	...	8,913	...	2,578	...	26,819
<b>TOTAL.....</b>	<i>Hk. Ts</i>	...	2,502,364	...	592,904	...	3,927,076	...	3,089,334	...	10,111,678
Exports by Junk, not otherwise recorded.....	<i>Hk. Ts</i>	...	194,658	...	...	...	...	...	...	...	194,658
<b>GRAND TOTAL.....</b>	<i>Hk. Ts</i>	...	2,697,022	...	592,904	...	3,927,076	...	3,089,334	...	10,306,336

## SUMMARY.

To—	EXPORTS.		RE-EXPORTS.		TOTAL EXPORTS AND RE-EXPORTS.	
	Hk. Tk.	Hk. Tk.	Hk. Tk.	Hk. Tk.	Hk. Tk.	Hk. Tk.
Great Britain.....	557,005		608,872		1,165,877	
India.....	74,402		20,784		95,186	
Singapore and Straits.....	11,808		...		11,808	
Australia.....	110,661		77,457		188,118	
South Africa, including Mauritius...	28,940		...		28,940	
British America.....	22,084		4,230		26,314	
United States of America and Sandwich Islands.....	766,396		192,576		958,972	
South America.....	5,857		20,176		26,033	
Continent of Europe, Russia excepted	579,690		598,219		1,177,909	
Russia <i>via</i> Odessa.....	46,293		12,996		59,289	
" " Batoum.....	10,782		...		10,782	
Japan.....	422		...		422	
Formosa.....	471,266		1,090		472,356	
Cochin China, Tonkin, and Annam..	326		...		326	
Turkey in Asia, Persia, Egypt, and Aden.....	11,077		4,689		15,766	
Hongkong.....	592,917		443,270		1,036,187	
Total to Foreign Countries.....		3,289,926		1,984,359		5,274,285
Newchwang.....	3,868		...		3,868	
Tientsin.....	1,531,264		707,069		2,238,333	
Chefoo.....	194,741		89,045		283,786	
Kiaochow.....	162		...		162	
Ichang.....	1		...		1	
Hankow.....	121,266		2,256		123,522	
Kiukiang.....	1,557		...		1,557	
Chinkiang.....	13,459		...		13,459	
Shanghai.....	1,859,806		34,581		1,894,387	
Ningpo.....	5,421		...		5,421	
Wenchow.....	46		...		46	
Santuaio.....	11,202		8,720		19,922	
Amoy.....	97,464		16,837		114,301	
Swatow.....	86,679		246,467		333,146	
Canton.....	140		...		140	
Total to Chinese Ports.....		3,927,076		1,104,975		5,032,051
<b>GRAND TOTAL.....</b>		<b>7,217,002</b>		<b>3,089,334</b>		<b>10,306,336</b>

TABLE No. VI.—TRANSIT TRADE.

a.—Table showing the Destinations of the various Goods forwarded under Transit Passes to the Interior during the Year 1904.

DESCRIPTION OF GOODS.	Classifier of Quantity.	FUHKIEN.		DESCRIPTION OF GOODS.	Classifier of Quantity.	FUHKIEN.	
		Quantity.	Value.			Quantity.	Value.
<b>COTTON GOODS.</b>							
			<i>Hk. Ts</i>				<i>Hk. Ts</i>
Shirtings, Grey, Plain, English.....	Pieces	1,512	4,496	Borax.....	Piculs	15	228
"  White, "  "  ".....	"	63	327	Cardamoms, Inferior.....	"	43	1,078
Drills, American.....	"	389	2,019	"  Superior.....	"	10	2,005
"  English.....	"	196	1,143	Cassia Twigs.....	"	144	663
T-Cloths, English.....	"	3,215	7,073	Cinnamon.....	"	6	1,523
Muslins.....	"	205	246	Clocks.....	Pieces	274	665
Printed Cottons :—				Cloves.....	Piculs	5	74
Printed Chintzes, Plain Cotton Prints,				Cuttle-fish.....	"	184	3,668
and Printed Shirtings.....	Pieces	46	120	Dyes, Aniline.....	Value	...	3,268
"  Turkey Reds.....	"	323	1,377	Fish, Salt.....	Piculs	15	221
Dyed Cottons :—				Fishery Products, Unclassed.....	"	1,219	18,262
Cotton Italians, Plain, Coloured.....	Pieces	134	952	Flour, American.....	"	241	1,100
"  Figured.....	"	147	1,835	Ginseng, American, Crude.....	Catties	22	57
Dyed Shirtings and Sheetings, Plain	"	38	247	"  Beard, Root, Cuttings, etc....	"	2,372	1,612
"  Cotton Cuts.....	Yards	15,290	1,987	"  Japan, Clarified.....	"	2,532	8,253
Cotton Spanish Stripes.....	Pieces	78	674	"  "  Crude.....	"	6,702	17,422
"  Flannel, Plain, Dyed, and Print-				Hemp.....	Piculs	12	145
ed, English.....	"	40	468	Lead, White.....	"	78	803
Velvets and Velveteens, Plain.....	Yards	9,660	2,152	Mangrove Bark.....	"	220	514
Cotton Goods, Unclassed.....	"	108	66	Matches, Wood, Japan.....	Gross	56,800	18,464
"  Yarn, Grey and Bleached,				Medicines.....	Piculs	151	4,130
"  Indian.....	Piculs	1,576	35,867	"  Value.....	Value	...	1,426
<b>WOOLLEN GOODS.</b>				Oil, Engine, Mineral.....	Galls.	1,421	256
Camlets, English.....	Pieces	126	2,436	"  Kerosene, American.....	"	9,000	1,757
Cloth, Broad, Medium, and Habit.....	Yards	367	248	"  Sumatra.....	"	1,091,400	198,442
Long Ells.....	Pieces	80	468	Putchuck.....	Piculs	58	889
Spanish Stripes.....	Yards	750	293	Raisins and Currants.....	"	254	2,578
<b>METALS.</b>				Rattans, Whole.....	"	218	1,573
Iron and Mild Steel, New :—				Sandalwood.....	"	547	4,925
Bars.....	Piculs	6	15	Seaweed, Long.....	"	5,232	13,903
Nails, Wire.....	"	5	35	Seeds, Melon.....	"	42	383
Plate, Cuttings.....	"	627	1,851	Soda Ash.....	"	600	2,281
Wire.....	"	50	369	Sugar, Brown.....	"	2,528	10,743
Iron and Mild Steel, Old :—				"  Candy.....	"	1,546	12,062
Bars.....	Piculs	1,628	2,159	"  White.....	"	7,194	37,407
Plates.....	"	121	159	Vermicelli and Macaroni.....	"	60	619
Wire.....	"	1,841	5,829	Sundries, Unenumerated.....	Value	...	10,325
Lead, in Pigs and Bars.....	"	2,802	18,084				
Steel, Bars.....	"	81	495	<b>TOTAL.....</b>	<i>Hk. Ts</i>		478,715
<b>SUNDRIES.</b>				<b>CHINESE COTTON GOODS.*</b>			
Aniseed, Star, Hongkong.....	Piculs	38	1,040	Cotton Yarn.....	Piculs	903	21,120
Betel-nuts.....	"	36	179	<b>GRAND TOTAL.....</b>	<i>Hk. Ts</i>		499,835
Bicho de Mar, White.....	"	18	282				

\* Steam Factory products.

b.—Table showing the Provinces from which Native Goods were brought under Transit Passes during the Year 1904.

DESCRIPTION OF GOODS.	Classifier of Quantity.	FUHKIEN.	
		Quantity.	Value.
Camphor .....	<i>Piculs</i>	242	<i>Hk. Ts.</i> 12,109
Oil, Camphor .....	"	46	614
TOTAL .....	<i>Hk. Ts.</i>		12,723

c.—Table showing the Number of Passes issued for, and the Amount of Duties collected on Foreign Goods forwarded to the Interior under Transit Passes, as divided between the various Nationalities, during the Year 1904.

QUARTER.	BRITISH.		FRENCH.		JAPANESE.		CHINESE.		TOTAL.	
	No. of Passes.	Transit Dues.	No. of Passes.	Transit Dues.	No. of Passes.	Transit Dues.	No. of Passes.	Transit Dues.	No. of Passes.	Transit Dues.
		<i>Hk. Ts m. c. c.</i>		<i>Hk. Ts m. c. c.</i>		<i>Hk. Ts m. c. c.</i>		<i>Hk. Ts m. c. c.</i>		<i>Hk. Ts m. c. c.</i>
1st quarter .....	534	1,004.9.6.9	1	0.8.9.4	1	0.5.1.0	339	779.9.3.9	875	1,786.3.1.2
2nd " .....	667	1,470.0.3.7	...	...	...	...	733	1,027.4.3.1	1,400	2,497.4.6.8
3rd " .....	858	1,725.0.5.0	...	...	...	...	753	1,161.4.6.7	1,611	2,886.5.1.7
4th " .....	422	1,236.2.1.9	...	...	...	...	368	944.0.5.7	790	2,180.2.7.6
TOTAL .....	2,481	5,436.2.7.5	1	0.8.9.4	1	0.5.1.0	2,193	3,912.8.9.4	4,676*	9,350.5.7.3

\* Not including 77 Passes for Chinese Cotton Goods.

d.—Table showing the Number of Passes surrendered for, and the Amount of Duties collected on, Native Goods brought from the Interior under Transit Passes, as divided between the various Nationalities, during the Year 1904.

QUARTER.	BRITISH.		FRENCH.		TOTAL.	
	No. of Passes.	Transit Dues.	No. of Passes.	Transit Dues.	No. of Passes.	Transit Dues.
		<i>Hk. Ts m. c. c.</i>		<i>Hk. Ts m. c. c.</i>		<i>Hk. Ts m. c. c.</i>
1st quarter .....	1	7.2.1.1	...	...	1	7.2.1.1
2nd " .....	14	47.5.8.8	...	...	14	47.5.8.8
3rd " .....	6	16.7.8.7	...	...	6	16.7.8.7
4th " .....	14	29.3.2.6	2	5.2.5.0	16	34.5.7.6
TOTAL .....	35	100.9.1.2	2	5.2.5.0	37	106.1.6.2

TABLE No. VII.—DUTIES.

a.—Duties paid under each Flag, for the Year ended 31st December 1904.

FLAG.	IMPORT.	EXPORT.	COAST TRADE.	TONNAGE.	TRANSIT.	OPIUM LIKIN.	TOTAL.
	<i>Hk. Tsam.c.c.</i>	<i>Hk. Tsam.c.c.</i>	<i>Hk. Tsam.c.c.</i>	<i>Hk. Tsam.c.c.</i>	<i>Hk. Tsam.c.c.</i>	<i>Hk. Tsam.c.c.</i>	<i>Hk. Tsam.c.c.</i>
British.....	119,635.3.0.6	169,646.8.3.4	5,438.5.3.4	6,962.7.0.0	5,537.1.8.7	187,113.0.0.0	494,333.5.6.1
German.....	44,881.3.5.2	30,488.3.3.6	801.1.4.8	402.7.0.0	...	97,665.2.0.0	174,238.7.3.6
French.....	...	...	...	2.4.0.0	6.1.4.4	...	8.5.4.4
Dutch.....	257.0.0.0	...	...	...	...	...	257.0.0.0
Norwegian.....	676.5.0.0	...	...	...	...	...	676.5.0.0
Japanese.....	7,366.5.1.2	7,134.5.2.9	146.1.8.4	637.1.0.0	0.5.1.0	15,657.2.0.0	30,942.0.3.5
Chinese.....	4,208.8.8.2	110,524.8.6.9	22,459.0.5.8	1,248.3.0.0	3,912.8.9.4	7,703.3.4.0*	150,057.3.4.3
On Opium.....	115,551.1.5.0	17.4.2.0	34.8.4.0	...	...	...	115,603.4.1.0
TOTAL.....	292,576.7.0.2	317,811.9.8.8	28,879.7.6.4	9,253.2.0.0	9,456.7.3.5	308,138.7.4.0	966,117.1.2.9†

† No Drawbacks marked for cash payment during the year, to be deducted from this total.....*Hk. Tsam. Nil.*

\* Including *Hk. Tsam. 2.3.4.0* collected in lieu of Inland Dues on Native Opium.

b.—Comparative Table of Duties collected, for the Years 1895 to 1904.

YEARS.	IMPORT (exclusive of Opium).	EXPORT (exclusive of Opium).	COAST TRADE (exclusive of Opium).	OPIUM (Import, Export, and Coast Trade).	TONNAGE.	TRANSIT.	OPIUM LIKIN.	TOTAL.
	<i>Hk. Tsam.c.c.</i>	<i>Hk. Tsam.c.c.</i>	<i>Hk. Tsam.c.c.</i>	<i>Hk. Tsam.c.c.</i>	<i>Hk. Tsam.c.c.</i>	<i>Hk. Tsam.c.c.</i>	<i>Hk. Tsam.c.c.</i>	<i>Hk. Tsam.c.c.</i>
1895.....	78,401.6.5.1	1,008,297.8.1.0	18,416.2.4.4	111,074.2.2.5	4,873.6.0.0	9,247.6.5.3	296,144.6.0.0	1,526,455.7.8.3
1896.....	93,672.0.8.3	930,116.9.1.0	22,575.3.5.5	107,078.6.5.2	9,514.4.0.0	9,454.1.5.3	285,452.5.7.0	1,457,864.1.2.3
1897.....	97,303.0.1.5	760,014.0.6.2	24,704.5.7.5	107,234.7.9.8	10,639.3.0.0	7,158.7.4.4	285,737.2.6.0	1,292,791.7.5.4
1898.....	108,325.5.8.3	761,903.1.5.4	27,618.7.7.2	106,946.3.3.8	8,688.5.0.0	9,754.0.0.4	285,039.3.0.0	1,308,275.6.5.1
1899.....	122,855.5.0.1	867,870.8.0.7	28,203.3.1.6	115,322.1.7.5	12,242.9.0.0	9,590.8.8.5	307,525.8.0.0	1,463,611.3.8.4
1900.....	96,501.8.0.3	732,411.8.5.0	23,635.9.2.5	87,622.4.2.5	8,938.8.0.0	5,569.6.3.5	233,659.8.0.0	1,188,340.2.3.8
1901.....	119,243.5.0.3	586,509.0.1.6	25,741.0.9.2	81,096.3.0.0	6,454.0.0.0	4,860.9.1.4	216,186.4.0.0	1,040,091.2.2.5
1902.....	155,655.1.6.9	378,031.8.9.1	25,791.3.0.0	102,659.8.7.5	7,396.1.0.0	7,153.5.6.6	273,398.6.0.0	950,086.5.0.1
1903.....	156,072.4.1.5	339,466.5.5.5	26,070.4.0.5	132,900.8.1.8	9,164.3.0.0	7,487.9.4.5	354,354.6.0.0	1,025,517.0.3.8
1904.....	177,025.5.5.2	317,794.5.6.8	28,844.9.2.4	115,603.4.1.0	9,253.2.0.0	9,456.7.3.5	308,138.7.4.0‡	966,117.1.2.9

‡ Including *Hk. Tsam. 2.3.4.0* collected in lieu of Inland Dues on Native Opium.

## B.—SPECIAL TABLES.

TABLE No. I.—IMPORT TRADE.

Comparative Table of the principal Articles of Net Foreign Import, for the Years 1895 to 1904.

DESCRIPTION OF GOODS.	Classifier of Quantity.	1895.	1896.	1897.	1898.	1899.	1900.	1901.	1902.	1903.	1904.
<b>OPICUM.</b>											
Benares .....	Piculs	166	127	203	425	458	358	324	345	421	352
Malwa .....	"	2,080	1,653	1,264	1,179	1,624	1,324	1,217	1,067	1,518	1,442
Patna .....	"	1,240	1,301	1,492	1,366	1,207	850	803	885	858	686
Persian .....	"	217	489	612	592	556	388	358	1,120	1,622	1,371
<b>COTTON GOODS.</b>											
Shirtings, Grey, Plain .....	Pieces	63,367	61,635	67,508	63,652	61,984	48,144	56,738	58,816	59,350	63,135
" White, " .....	"	16,341	16,168	16,332	16,572	15,167	10,420	14,722	13,571	17,026	16,131
Drills, American .....	"	3,001	3,380	3,155	3,035	5,376	4,491	10,156	4,759	4,834	4,454
" English .....	"	2,788	3,396	6,414	6,500	5,458	3,651	2,615	3,756	4,034	4,125
T-Cloths .....	"	171,498	192,961	172,065	184,727	194,577	116,074	143,863	130,336	120,543	113,049
Jaconets, Cambrics, Lawns, Mus- lins, and Dimities .....	"	9,450	9,964	8,028	7,840	8,817	4,797	10,452	9,906	10,419	...
Cambrics, Lawns, and Muslins .....	"	...	...	...	...	...	...	...	...	...	12,581
Dimities .....	Yards	...	...	...	...	...	...	...	...	...	4,477
Chintzes, Furnitures, and Plain Cotton Prints .....	Pieces	8,543	9,112	8,278	10,963	8,610	3,882	6,971	6,398	9,380	9,074
Turkey Red Cottons .....	"	12,120	12,472	12,974	13,382	13,310	7,352	8,505	6,610	9,943	10,422
Cotton Italians, Plain and Figured Dyed Shirtings, Figured, Brocaded, and Spotted .....	"	6,719	7,501	8,440	7,692	6,908	5,539	7,193	7,794	13,825	19,142
" Shirtings, Plain .....	"	859	660	532	625	395	56	420	17	...	242
" Cotton Flannel .....	"	2,154	1,869	2,204	2,325	3,115	3,740	6,596	7,756	4,821	14,687
Cotton Flannel .....	"	6,088	2,607	1,657	2,483	3,741	1,620	2,855	2,896	5,342	6,191
Velvets and Velveteens .....	Yards	22,644	24,752	20,264	21,556	24,888	30,396	32,538	29,852	59,523	73,861
Handkerchiefs .....	Dozens	6,798	8,965	8,850	8,476	9,776	6,746	9,823	11,512	10,197	11,674
Towels .....	"	2,931	3,835	4,595	3,325	6,532	2,712	5,390	6,079	9,411	13,884
Cotton Yarn, Hongkong .....	Piculs	...	...	...	...	...	...	...	...	...	2,647
" " Indian .....	"	15,941	26,016	26,857	30,679	23,851	17,904	29,365	29,066	33,025	35,147
" " Japanese .....	"	9	...	662	1,179	8,423	1,681	4,388	501	452	1,942
<b>WOOLLEN &amp; COTTON MIXTURES.</b>											
Lustres and Orleans .....	Yards	11,430	17,970	21,780	19,680	18,930	11,280	17,490	15,180	672	1,185
<b>WOOLLEN GOODS.</b>											
Blankets .....	Pounds	8,869	12,677	11,886	11,060	14,511	9,478	18,263	8,386	24,352	13,527
Camlets, English .....	Pieces	2,731	2,440	2,454	2,182	2,450	1,636	1,696	1,564	1,691	1,878
Cloth, Broad, Medium, Habit, and Russian .....	Yards	9,050	7,575	9,100	9,500	11,025	6,725	16,200	7,725	8,769	11,313
Lastings .....	Pieces	1,554	1,167	1,417	1,329	1,129	909	940	649	595	502
Long Ells .....	"	723	795	593	608	580	272	466	314	374	349
Spanish Stripes .....	Yards	55,050	59,070	64,110	48,240	40,320	27,240	26,040	25,980	15,095	22,537
<b>METALS.</b>											
Copper, Sheets and Plates .....	Piculs	...	...	...	...	...	...	...	...	5,050	11,168
Iron, Nail-rod and Bars .....	"	289	1,014	277	1,896	1,738	667	518	703	499	1,043
Lead, in Pigs .....	"	26,590	27,419	16,489	28,915	20,656	21,466	13,933	19,735	19,373	13,676



Comparative Table of the principal Articles of Net Foreign Import—Continued.

DESCRIPTION OF GOODS.	Classifier of Quantity.	1895.	1896.	1897.	1898.	1899.	1900.	1901.	1902.	1903.	1904.
Quicksilver.....	Piculs	96	95	91	102	79	69	67	52	72	98
Steel.....	"	278	1,507	924	5,478	10,059	3,770	977	1,207	16,114	3,712
Tin, Slabs.....	"	6,595	7,089	4,364	3,654	4,021	3,041	5,852	3,861	4,168	3,657
SUNDRIES.											
Coal.....	Tons	4,426	17,769	4,949	3,379	15,197	6,252	7,610	8,696	10,590	8,388
Dyes, Aniline.....	{ Value, Hk. Fla }	30,260	33,475	32,395	36,945	36,072	33,838	48,500	41,071	40,246	43,827
Flour.....	Piculs	8,650	8,669	7,294	23,724	44,238	21,580	28,122	32,853	21,640	21,365
Matches, Japan.....	Gross	144,290	163,131	185,709	236,964	236,117	183,438	160,100	216,593	226,472	206,762
Oil, Kerosene.....	Galls.	1,941,460	2,108,865	3,002,200	2,282,325	3,093,000	2,627,850	2,651,970	2,938,690	2,662,215	4,506,489
Sugar, White and Refined.....	Piculs	1,201	171	3,294	...	36,813	34,219	63,839	52,823	54,245	73,123

TABLE No. 2.—EXPORT TRADE.

Comparative Table of the principal Articles of Export, for the Years 1895 to 1904.

DESCRIPTION OF GOODS.	Classifier of Quantity.	1895.	1896.	1897.	1898.	1899.	1900.	1901.	1902.	1903.	1904.
Bamboo Shoots.....	Piculs	66,694	59,160	62,924	57,785	70,413	52,585	66,873	80,286	78,288	93,475
Camphor.....	"	...	...	...	...	...	...	...	222	1,144	1,210
Canes.....	Pieces	343,600	338,560	599,017	323,910	237,000	81,980	123,551	134,224	320,188	208,760
Feathers, Duck, Fowl, etc.....	Piculs	1,016	1,009	1,762	1,784	1,037	1,102	1,024	937	1,410	2,282
Lacquerware.....	"	59	113	66	73	118	81	84	144	212	223
Lung-ngans, Dried.....	"	3,968	3,977	4,090	5,181	3,794	3,259	6,705	5,248	4,655	4,167
Matches, Foochow Match Factory.....	Gross	...	...	...	...	...	50,950	187,050	15,650	...	17,541
Mushrooms.....	Piculs	1,576	301	902	2,213	2,664	3,663	629	1,980	3,333	359
Oil, Tea.....	"	562	1,580	3,725	2,226	2,749	1,098	1,787	2,880	3,339	1,255
Olives, Fresh.....	"	10,404	20,321	12,936	10,713	23,252	17,395	24,819	7,488	18,154	22,986
Oranges, Fresh.....	"	43,334	51,950	45,037	47,775	58,193	54,163	59,524	35,473	36,593	30,114
Paper.....	"	23,976	59,913	52,594	45,052	45,915	19,105	33,709	37,333	57,780	50,288
" Joss.....	"	16,094	21,952	14,027	8,688	9,448	9,138	16,044	18,784	15,193	13,247
Plums, Dried and Salted.....	"	2,895	2,819	4,435	4,212	4,269	4,412	4,206	5,226	4,146	3,850
Potatoes.....	"	19,757	16,382	10,018	18,606	28,660	32,163	32,213	29,571	12,395	12,244
Seed, Lily Flower, or Lotus-nuts.....	"	713	708	605	637	706	503	536	451	349	421
Silk, Refuse.....	"	36	28	...	32	37	47	42	36	43	30
Tea, Black.....	"	353,793	313,656	258,670	269,309	306,693	256,300	191,012	168,580	149,137	142,471
" Brick, Black.....	"	103,945	98,373	57,663	35,962	43,956	34,829	34,844	36,623	44,053	24,089
" Green.....	"	2,614	78	379	44	63	2	1	942	8,402	3,416
Timber, Beams, Soft-wood.....	Pieces	6,188	21,234	14,469	8,717	15,475	1,052	2,125	1,711	...	812
" Planks.....	Sq. feet	68,081	92,964	26,963	39,684	348,804	129,993	458,294	402,624	449,707	329,607
Umbrellas, Paper (Kittysols).....	Pieces	156,730	277,993	275,542	690,728	303,792	330,418	252,079	351,363	333,971	388,783
Wood for Kerosene Oil Cases, etc.....	{ Boxes Pieces	...	...	...	...	...	2,071,447	2,233,545	600,949	2,579,559	...
" Poles.....	Pieces	152,360	461,104	286,903	296,557	290,835	185,402	298,196	560,873	397,363	221,509

TABLE No. 3.—VALUE OF TRADE.

Comparative Table of the Value of the Trade, for the Years 1895 to 1904.

YEARS.	IMPORTS FROM		EXPORTS TO		TOTAL IMPORTS AND EXPORTS.	Re-EXPORTS.	TREASURE.		TRANSIT TRADE.	
	Foreign Countries.	Native Ports.	Foreign Countries.	Native Ports.			Imported.	Exported.	Inwards.	Outwards.
	<i>Hk. ₤s</i>	<i>Hk. ₤s</i>	<i>Hk. ₤s</i>	<i>Hk. ₤s</i>	<i>Hk. ₤s</i>	<i>Hk. ₤s</i>	<i>Hk. ₤s</i>	<i>Hk. ₤s</i>	<i>Hk. ₤s</i>	<i>Hk. ₤s</i>
1895.....	4,288,869	2,265,272	5,133,706	2,418,867	14,106,714	84,699	1,772,739	1,161,876	448,456	...
1896.....	4,293,464	2,643,041	4,917,873	2,942,028	14,796,406	133,642	1,815,624	1,226,226	446,776	...
1897.....	4,342,107	2,524,382	4,291,447	2,549,819	13,707,755	151,261	949,897	1,260,242	385,561	...
1898.....	5,940,431	2,602,164	5,741,464	2,501,109	15,885,168	159,260	1,254,949	1,493,132	572,859	...
1899.....	5,985,844	3,060,696	5,846,230	2,647,077	17,539,847	188,040	1,232,331	3,302,498	530,642	...
1900.....	4,828,133	4,006,907	5,402,070	1,619,185	15,856,595	514,770	1,423,196	4,535,293	348,142	...
1901.....	5,527,251	4,068,563	2,882,471	3,072,892	15,551,177	1,118,661	825,013	2,034,109	301,757	...
1902.....	5,777,695	4,179,486	3,094,760	3,941,232	16,993,173	1,700,283	1,643,708	2,149,894	286,581	5,727
1903.....	7,023,565	5,418,228	2,917,858	3,712,199	19,071,850	2,333,132	1,880,275	1,508,015	388,709	535
1904.....	7,549,462	5,707,639	3,289,926	3,927,076	20,474,103	3,208,135	1,341,462	3,199,388	478,715	12,723

TABLE No. 4.—SHIPPING.

Comparative Table of Shipping, for the Years 1895 to 1904.

a.—Under General Regulations.

YEARS.	ENTERED INWARDS.						CLEARED OUTWARDS.					
	STEAMERS.		SAILING VESSELS.		TOTAL.		STEAMERS.		SAILING VESSELS.		TOTAL.	
	No.	Tons.	No.	Tons.	No.	Tons.	No.	Tons.	No.	Tons.	No.	Tons.
1895.....	268	297,942	19	8,399	287	306,341	267	296,759	20	8,639	287	305,398
1896.....	313	351,292	36	16,396	349	367,688	314	352,475	37	16,729	351	369,204
1897.....	299	315,445	17	5,948	316	321,393	298	314,454	17	5,948	315	320,402
1898.....	279	294,016	35	15,209	314	309,225	279	294,239	35	15,209	314	309,448
1899.....	303	322,589	97	10,561	400	333,150	303	323,323	95	10,543	398	333,866
1900.....	291	351,661	67	7,716	358	359,377	291	351,598	66	7,535	357	359,133
1901.....	336	443,786	56	5,772	392	449,558	334	441,324	55	5,819	389	447,143
1902.....	369	444,250	77	9,207	446	453,457	370	446,666	80	9,191	450	455,857
1903.....	425	447,337	72	8,581	497	455,918	424	446,284	68	8,463	492	454,747
1904.....	419	419,612	61	6,519	480	426,131	420	420,665	65	6,772	485	427,437

b.—Under Inland Steam Navigation Rules.

YEARS.	ENTERED INWARDS.		CLEARED OUTWARDS.		TOTAL ENTERED AND CLEARED.	
	No.	Tons.	No.	Tons.	No.	Tons.
1895-99.....	...	...	...	...	...	...
1900.....	1	49	1	49	2	98
1901.....	36	4,888	36	4,888	72	9,776
1902.....	67	7,434	66	7,268	133	14,702
1903.....	87	9,325	87	9,325	174	18,650
1904.....	132	20,613	132	20,613	264	41,226

TABLE No. 5.—TREASURE.

Treasure Imported and Exported during the Year 1904.

COUNTRIES FROM WHICH IMPORTED AND TO WHICH EXPORTED.	IMPORTS.							GRAND TOTAL.
	GOLD.			SILVER.			COPPER.	
	In Bars, Dust, etc.	In Coin.	TOTAL.	In Bars and Sycee.	In Coin.	TOTAL.	In Coin.	
	<i>Hk. Ts.</i>	<i>Hk. Ts.</i>	<i>Hk. Ts.</i>	<i>Hk. Ts.</i>	<i>Hk. Ts.</i>	<i>Hk. Ts.</i>	<i>Hk. Ts.</i>	<i>Hk. Ts.</i>
<b>1. FOREIGN COUNTRIES.</b>								
Hongkong and Macao .....	...	...	...	...	467,630	467,630	...	467,630
TOTAL: 1. FOREIGN COUNTRIES .....	...	...	...	...	467,630	467,630	...	467,630
<b>2. CHINA.</b>								
Hankow .....	...	...	...	...	...	...	...	...
Shanghai .....	55,260	...	55,260	12,161	339,473	351,634	...	406,894
Santuaao .....	...	...	...	...	2,600	2,600	168	2,768
Amoy .....	...	...	...	...	333,383	333,383	...	333,383
Swatow .....	...	...	...	...	130,787	130,787	...	130,787
TOTAL: 2. CHINA .....	55,260	...	55,260	12,161	806,243	818,404	168	873,832
GRAND TOTAL: FOREIGN COUN- TRIES AND CHINA .....	55,260	...	55,260	12,161	1,273,873	1,386,034	168	1,341,462
<b>EXPORTS.</b>								
<b>1. FOREIGN COUNTRIES.</b>								
Hongkong and Macao .....	...	...	...	...	243,425	243,425	...	243,425
TOTAL: 1. FOREIGN COUNTRIES .....	...	...	...	...	243,425	243,425	...	243,425
<b>2. CHINA.</b>								
Hankow .....	...	...	...	...	...	...	93,914	93,914
Shanghai .....	...	...	...	3,380	1,342,493	1,345,873	526,651	1,872,524
Santuaao .....	...	...	...	...	...	...	...	...
Amoy .....	...	...	...	...	939,120	939,120	...	939,120
Swatow .....	...	...	...	...	50,405	50,405	...	50,405
TOTAL: 2. CHINA .....	...	...	...	3,380	2,332,018	2,335,398	620,565	2,955,963
GRAND TOTAL: FOREIGN COUN- TRIES AND CHINA .....	...	...	...	3,380	2,575,443	2,578,823	620,565	3,199,388

TABLE No. 6.—TEA.

Export and Re-export of Tea during the Year 1904.

EXPORTED.																			
DESTINATION.	CONGOU.	OOLONG.	SOUCHONG.	POUCHONG.	FLOWERY PEKOE.	ORANGE PEKOE.	SCENTED CAPER.	MIXED.	TOTAL BLACK.	YOUNG HYSON.	HYSON.	IMPERIAL.	GUN-POWDER.	TOTAL GREEN.	BRICK.	BUDS.	DUST.	SIFTINGS.	STALK.
	Piculs.	Piculs.	Piculs.	Pcls.	Pcls.	Piculs.	Pcls.	Pcls.	Piculs.	Pcls.	Pcls.	Pcls.	Pcls.	Pcls.	Piculs.	Pcls.	Pcls.	Pcls.	Pcls.
Great Britain.....	18,685	449	4,440	221	66	301	83	30	24,275	22	...	...	...	22	310	...	920	135	...
Hongkong.....	4,205	1,793	953	22	383	211	...	112	7,679	...	...	...	15	15	2,333	...	49	5	1,272
India.....	139	...	41	...	372	...	...	...	552	...	...	...	...	...	...	...	51	...	...
Singapore and Straits.....	...	7	1	23	...	1	...	...	32	...	...	...	...	...	...	...	...	...	29
Australia.....	2,944	...	4	...	...	1,276	26	1	4,251	...	...	...	...	...	...	203	...	...	...
South Africa and Mauritius.....	65	...	607	...	...	...	...	853	1,525	...	...	...	...	...	...	...	...	...	...
British America.....	1,108	...	10	...	1	...	...	...	1,119	...	...	...	...	...	...	...	...	...	...
United States of America.....	5,933	30,976	4	...	1	125	52	6	37,097	58	222	41	605	926	...	...	...	...	...
South America.....	299	...	...	...	...	...	...	...	299	...	...	...	...	...	...	...	...	...	...
Mediterranean Ports.....	1,167	44	3,363	...	53	...	...	...	4,627	...	...	...	...	...	...	...	8	6	...
North Sea Ports.....	7,952	277	10,552	13	135	18	...	9	18,956	...	...	...	...	...	...	...	108	7	...
Russia <i>via</i> Odessa.....	4	...	...	...	363	53	37	1	458	...	...	...	10	10	310	...	...	...	...
"    "    Batoum.....	...	...	...	...	...	...	...	...	...	...	378	...	...	378	...	...	...	...	...
Japan.....	21	...	...	...	...	...	...	...	21	...	...	...	...	...	...	...	...	...	...
Persia.....	302	...	44	...	36	...	...	...	382	...	...	...	...	...	...	...	...	...	...
Formosa.....	1	...	...	...	...	...	...	...	1	...	...	...	...	...	...	...	...	...	1
Total to Foreign Countries.....	42,825	33,546	20,019	279	1,410	1,985	198	1,012	101,274	80	600	41	630	1,351	2,953	203	1,136	154	1,301
"    "    Chinese Ports.....	2,217	3,922	225	14	21	34,644	145	9	41,197	...	1,369	...	696	2,065	21,135	...	355	59	55
GRAND TOTAL.....	45,042	37,468	20,244	293	1,431	36,629	343	1,021	142,471	80	1,969	41	1,326	3,416	24,088	203	1,491	213	1,356

RE-EXPORTED.																			
DESTINATION.	CONGOU.	OOLONG.	SOUCHONG.	POUCHONG.	FLOWERY PEKOE.	ORANGE PEKOE.	SCENTED CAPER.	MIXED.	TOTAL BLACK.	YOUNG HYSON.	GUN-POWDER.	TOTAL GREEN.	BLACK, CEYLON.	BLACK, FORMOSA.	BLACK, HONGKONG.	BUDS.	DUST.	SIFTINGS.	STALK.
	Piculs.	Piculs.	Piculs.	Pcls.	Piculs.	Piculs.	Pcls.	Pcls.	Piculs.	Pcls.	Pcls.	Pcls.	Pcls.	Pcls.	Pcls.	Pcls.	Pcls.	Pcls.	Pcls.
Great Britain.....	21,421	...	4,464	199	199	659	77	4	27,023	...	...	...	...	12	...	...	86	143	...
Hongkong.....	1,374	11,049	1,452	1,183	1,039	81	...	...	16,178	...	7	7	...	10	13	...	...	...	1,095
India.....	29	...	...	...	183	...	...	...	212	...	...	...	10	...	...	...	...	10	...
Australia.....	2,839	...	2	...	...	443	51	...	3,335	...	...	...	...	...	80	...	...	...	...
British America.....	179	...	...	...	...	7	11	...	197	...	...	...	...	...	...	...	...	...	...
United States of America.....	4,309	2,738	5	...	...	167	201	...	7,420	90	1,198	1,288	...	22	38	...	...	...	...
South America.....	997	...	...	...	...	...	...	...	997	...	...	...	...	...	...	...	...	...	...
Mediterranean Ports.....	336	...	1,551	...	73	...	1	...	1,961	...	...	...	...	...	...	...	...	...	...
North Sea Ports.....	9,409	7	11,208	17	454	29	5	14	21,143	...	...	...	...	6	...	...	15	...	...
Russia <i>via</i> Odessa.....	...	...	...	...	118	...	...	...	118	...	...	...	...	...	...	...	...	...	...
Persia.....	6	...	...	...	42	...	...	...	48	...	...	...	...	...	7	...	...	...	...
Total to Foreign Countries.....	40,899	13,794	18,682	1,399	2,108	1,386	346	18	78,632	90	1,205	1,295	10	50	58	80	101	153	1,095
"    "    Chinese Ports.....	326	12,871	...	...	26	22,023	37	...	35,283	...	93	93	...	...	6	...	2,125	115	285
GRAND TOTAL.....	41,225	26,665	18,682	1,399	2,134	23,409	383	18	113,915	90	1,298	1,388	10	50	64	80	2,226	268	1,380

TABLE No. 7.—PASSENGER TRAFFIC.

Passenger Traffic during the Year 1904.

PASSENGERS TO					PASSENGERS FROM			
STEAMERS.		SAILING VESSELS.			STEAMERS.		SAILING VESSELS.	
Foreigners.	Natives.	Foreigners.	Natives.		Foreigners.	Natives.	Foreigners.	Natives.
197	1,111	...	...	Hongkong .....	215	890	...	...
175	3,183	...	...	Shanghai .....	176	3,425	...	...
15	2,795	...	...	Santuaio .....	22	3,286	...	...
...	2,474	...	...	Chüanchow .....	...	2,133	...	...
1	1,311	...	...	Hinghua .....	...	1,478	...	...
38	3,965	...	...	Amoy .....	33	5,233	...	...
4	714	...	...	Swatow .....	2	797	...	...
...	70	...	...	Kiungchow .....	...	37	...	...
430	15,623	...	...	TOTAL .....	448	17,279	...	...

## AMOY TRADE REPORT, FOR THE YEAR 1904.

---

1°. LOCAL.—It could not be expected that with one of the most bloody wars ever fought at the very door of China, nay, in the very cradle of the dynasty actually ruling the Empire, trade would be carried on undisturbed; and though Amoy is up to the present far away from the fighting sphere, its trade and revenue have felt the evil consequences of the Russo-Japanese war in Manchuria. Disastrous floods in the richest parts of this district and fluctuations in exchange have also contributed to prevent the natural expansion of trade. The dollar currency varied at this port between 1s. 9½*d.* in April to 2s. 0½*d.* in the latter part of the year. Until some means are devised to obviate the erratic changes in value of the currency trade must suffer, for confidence, one of the most important factors to traders, is thereby, if not totally destroyed, very seriously impaired. A last cause, not so important, probably, but still very detrimental to trade, is the extensive selling of lottery tickets in this district. Independently of the semi-official Fuhkien Lottery, there are scores of outside lotteries selling tickets broadcast to eager investors, rich or poor, thus rendering unproductive an important capital which would otherwise be available for trading purposes. Pawnshops are filled with articles pledged by the poorest to raise money for the purchase of chances which will only lead most of the investors to ruin and misery. Notwithstanding these adverse circumstances, the gross value of the trade of the port shows a slight increase, of *Hk.Ts.* 500,000, over that of the previous year. This, however, is partly due to the large quantity of Rice imported, but also to the higher values assigned to certain Foreign goods in the compilation of Returns, which must explain why, though the value of trade shows an increase, there is a decrease in the Revenue of over *Hk.Ts.* 50,000. The "Value" tables show that disbursements for the purchase of Foreign Imports (*Hk.Ts.* 9,942,746) exceeded receipts for the sale of Foreign Exports (*Hk.Ts.* 2,018,690) by *Hk.Ts.* 8,000,000. This would suggest a dangerous draining of the wealth of this part of the province were it not possible to account for it otherwise. It is presumed, however, that a great part of this excess is covered by capital brought from abroad by returning emigrants and colonists. Amoy and its surrounding districts are composed of an essentially emigrating population. Eight families out of ten have some of their members who either have been or are still abroad earning salaries or engaged in trade and remitting money regularly to their homes. They all return sooner or later, not only with their wealth, but also with a very pronounced taste for Western ways and luxuries. Many of them adopt Foreign fabrics for their clothing, live in a quasi-Foreign style, and sometimes even in semi-Foreign houses. It is from these comparatively wealthy people, who form a numerous class and are scattered throughout the southern part of Fuhkien, that the Amoy Foreign-ware merchants draw their customers, for whom they import large quantities of Foreign goods. It is an open question whether it would not be wiser to invest in local mines and industries the millions which are spent in the purchase of manufactured Western luxuries, which, while doubtless affording a transitory increase of comfort to the buyers, represent a dead loss to the national wealth. The importation of raw materials is a recognised mark of healthy trade; but the statistics under consideration show that the goods imported in large quantities are principally Opium, manufactured Cotton, and metallic goods, all of which might, with the expenditure of a little energy, be found or produced in the country itself, and in quantities not only sufficient to supply the local demand but to allow of exportation abroad. These

considerations, when regarded from the strict Chinese point of view, compel the conclusion that the present state of the trade of this port, if not of the whole of China, is unsatisfactory.

2°. REVENUE.—The year's Revenue—*Hk.Tls.* 836,429—shows a decrease of *Hk.Tls.* 51,601, solely due to the decreased importation of Foreign Opium. Export Duties—*Hk.Tls.* 106,784—show a slight increase, of *Hk.Tls.* 2,000, over the 1903 figures, which showed a similar increase over those of 1902, when bottom seems to have been touched. Export Duties declined steadily from *Hk.Tls.* 222,000 in 1887 to *Hk.Tls.* 102,000 in 1902. The only figures throughout this period which show no decrease are those for 1896, which are misleading, as explained in the Trade Report for that year. Duties on Imports have, on the contrary, steadily increased; and it is a noteworthy fact that the total of Import and Export Duties is much what it was 25 years ago, but the figures are reversed. In 1880 the Export Duties amounted to *Hk.Tls.* 230,631, and the Import Duties, to *Hk.Tls.* 109,639, while we now have *Hk.Tls.* 106,784 for Export and *Hk.Tls.* 232,257 for Import.

3°. FOREIGN TRADE.—(a.) Imports.—The net value of the Foreign Import trade, exclusive of Opium, amounted to *Hk.Tls.* 7,881,000, and exceeded the figures for 1903 by *Hk.Tls.* 1,713,000—an increase out of all proportion to the slight advance in Duties, which barely amounts to *Hk.Tls.* 12,000. This apparent anomaly is due to the largely increased importations of Duty-free Rice and Flour, amounting in value to *Hk.Tls.* 1,123,000 and *Hk.Tls.* 97,000 respectively, and also, as has already been explained, to the enhanced values used during the year for the first time in the compilation of Returns. Cotton Goods as a whole have advanced, though the different varieties exhibit the usual fluctuations. Japanese Cottons in particular show a remarkable increase. Woollen manufactures have gained *Hk.Tls.* 22,000 in value. The market for Metals has been very dull, and the demand for Ironware was much smaller—only *Hk.Tls.* 34,000 worth were imported, against *Hk.Tls.* 60,000 worth in 1903. The consumption of Old Iron shows very considerable improvement—4,388 piculs, against 1,888 piculs in 1903. Amongst Sundries, decreases in Bicho de Mar and Birds Nests are to be noted; but the quantity of Fans imported was almost double that of the preceding year. Amongst Foreign luxuries, much appreciated by Chinese at this port, Cigars, Cigarettes, Lamps, Milk, Soap, Foreign Paper (especially Printing) show an increase. A special mention should be made of Morphia, of which 19,906 ounces were imported in 1902, owing to the impending introduction of the new Tariff, and 3,101 ounces in 1903, which still paid the old 5 per cent. *ad valorem* Duty, while only 8 ounces were reported during the year under review. The market value of Morphia at this present moment is still below *Hk.Tls.* 3 per ounce—the Duty which it is supposed to pay. There is not the least doubt that this dangerous drug is still in great vogue among the Chinese, and that the high Duty has not in any way stopped its importation, but simply induced the smuggling of this very easily concealable poison. The largest quantity of Kerosene Oil imported in one year has to be recorded for 1904, viz., 4,283,000 gallons. This large amount of Oil was mostly brought by tank steamers from the Dutch Indies. The Asiatic Petroleum Company still retains the lion's share of this trade, but powerful competition is shortly expected from the extensive fields lately discovered in the States of California and Texas. The American Standard Oil Company have appointed a special agent to push their interests in this district, and are looking for suitable sites for the installation of tanks for bulk Petroleum. The saving in the cost of freight from California as compared to the expense of carriage from New York will, in all likelihood, enable the American Oil to compete more successfully than heretofore with the Oils of Sumatra and Borneo.

(b.) Exports.—Very little improvement can be noted in this once flourishing branch of Amoy trade. The 6,689 piculs of Tea exported during the year, chiefly to the Straits, Java,

and Hongkong, for the use of Chinese residents at these places, offer a great contrast to the 100,000 piculs exported in the olden days. A small increase in 1st Quality Paper makes up for the decrease in Hemp Bags, Bambooware, Chinaware, and Dried Fish. A remunerative business has been carried on in Tobacco, of which 19,860 piculs were exported—mostly to Formosa, Java, and the Straits,—against 15,112 piculs in 1903.

(c.) *Re-exports*.—The transshipment of Formosan Teas to the United States forms by far the most important item of our Re-exports to Foreign countries: 100,506 piculs were thus transhipped during the year under review, against 119,488 piculs in 1903 and 133,595 piculs in 1902. A poor crop was responsible for much of the shortage during the year; but the deepening of the Keelung harbour by the Japanese is the more important cause of this gradual decrease in shipments through Amoy; and there is no doubt that when all the works contemplated both at Tamsui and Keelung are completed, ocean steamers will be able to call at these two ports and ship Tea for America direct.

4°. COAST TRADE.—(a.) *Original Shipments Coastwise*.—With the exception of Sugar, which shows a large decrease, of 21 per cent.—77,927 piculs, against 98,225 piculs in 1903,—and of small increases in both Flower Bulbs and Hemp Sacking, this part of our trade remains very similar to that of the previous year. The short shipment of Sugar is due to the closing of the Newchwang market for a good many months of the year. Such Sugar as was exported, however, sold at high prices and left considerable profit to the sellers. Future prospects depend very much on the course of the present war.

(b.) *Reshipments Coastwise*.—No remarks.

(c.) *Coastwise Arrivals*.—The net value of these arrivals, excluding Native Opium, which will be dealt with separately, shows a decrease of nearly *Hk.Ts.* 1,500,000 when compared with the figures for 1903. This result is anything but surprising when one considers what a large share of the Amoy Native trade is carried on with the three northern ports of Chefoo, Tientsin, and Newchwang—markets which have all been more or less seriously affected by the Russo-Japanese war. Generally speaking, business in Beans and Beancake has been bad, and considerable losses have been suffered by the importers. The main causes of this unfortunate state of affairs were the high prices at Newchwang, and the unusually fine crop of Ground-nuts in this neighbourhood, which resulted in Nutcake being freely used in place of Beancake. The prospects of this trade, like those of the Sugar trade, depend on the war.

5°. INLAND TRANSIT.—(a.) *Inwards*.—The value of the goods sent to the interior during the year shows the considerable advance of 40 per cent. over the figures for 1903. Nearly every item has contributed to this increase, though the number of Passes issued for both years was about the same—3,923, against 3,912. The *T*-Cloth figures have trebled, and those for Japanese Cloth doubled, while 2,166,380 gallons of Kerosene Oil—mostly Sumatra—were sent inland, against only 1,615,335 gallons in 1903—an advance of over 34 per cent. It is to be expected that within the next few years increased facilities for inland communication, especially railways, will, by opening up new markets, still further increase the demand for Oil.

(b.) *Outwards*.—Contrary to Inwards, the Outwards Transit trade shows a decrease all round: only 281 Passes were issued, against 445 in 1903. 30,387 piculs of Sugar were brought from the interior, against 60,922 piculs during the previous year, and the 1905 total will doubtless show a further decrease. Sugar for exportation to northern coast ports was formerly brought from inland under Transit Pass; this abuse has now been stopped.

6°. SHIPPING.—The total number of steamers entered and cleared during the year was 1,706, against 1,812 in 1903; but the tonnage of these vessels exceeded the corresponding figures for the preceding year by 28,200 tons (2,084,066, against 2,055,866), thus indicating the many



large steamers which called at Amoy to ship Formosan Teas direct to America. Rates were well maintained, and future prospects appear good. There was also a large increase in the number of coolie steamers running to the Straits, etc., and the consequent competition resulted in a considerable cutting down of rates. The shortage of Beancake importations, chiefly due to the Russo-Japanese war, accounts for the diminished coast trade tonnage. Only 25 Japanese steamers, against 225 in 1903, entered the port of Amoy, the last one clearing on the 9th of February, a few days after the declaration of war. After that date the Osaka Shosen Kaisha steamers were all taken off their regular runs and chartered by the Japanese Government to serve as transports. The Osaka Shosen Kaisha, in their turn, were compelled to charter three German steamers and one Norwegian to carry on their three regular lines—Hongkong to Foochow, to Anping, and to Tamsui; the comparatively large number of German and Norwegian vessels is thus explained. 8,909 inland-waters steamers entered and cleared, against 9,320 during the previous year; but the tonnage, as in the case of ocean-going steamers, increased considerably—347,084 tons, against 276,890 tons. This advance is due to the fact that two comparatively large steamers, the *Hoangho* and the *Min*, were, in turn, run between Amoy and Ch'ian-chou (泉州). A very keen competition existed during the year between the various steam-launch companies, one of them carrying passengers free of charge for some considerable time.

7°. PASSENGER TRAFFIC.—There is a slight increase in both arrivals and departures of Chinese by ocean-going steamers—173,765, against 163,149 in the preceding year. Great difficulties were experienced, and penalties had frequently to be inflicted, in the effort to prevent overcrowding on inland-waters steamers. Owners are naturally greedy of gain, and Chinese passengers are happy to dispense with comfort and protection from a danger they fail to realise, provided they be allowed to pursue their journey unhindered. Consequently, if opportunity offers, the masters of these vessels will allow travellers to crowd on board until they are packed so tightly as to suggest a box of herrings. During 1904 525,017 Chinese passengers were transported from and to inland places by 25 steam vessels.

8°. TREASURE.—No remarks.

9°. OPIUM.—(a.) *Foreign*.—The total importation of Foreign Opium during the year amounted to 3,069 chests, showing a decrease of 367 chests when compared with that of 1903. The total of Opium cleared from bond amounted to 3,422 piculs, being nearly 500 piculs less than during the previous year. The various kinds of Opium all contributed to this decrease: Benares lost 308 piculs; Malwa, 19 piculs; Patna, 45 piculs; and Persian, 125 piculs. This general decrease is due to the high price of the Foreign drug; the majority of the people cannot afford to pay for it, so that it is now only imported for mixing purposes and for the use of a few wealthy smokers. The following was the average market value per picul of the various kinds, Duty and Likin paid: Benares, *Hk. Ts.* 770; Patna, *Hk. Ts.* 790; Malwa, *Hk. Ts.* 800; and Persian, *Hk. Ts.* 710. The two cheaper varieties are the more patronised at Amoy.

(b.) *Native*.—The decreased importation of Foreign Opium is due to, or results in, an increased use of the Native drug, for the number of Opium smokers does not diminish, but, on the contrary, probably increases year by year. Over 1,200 piculs of Native Opium arrived at this port *via* Shanghai from the Szechwan and Yunnan provinces, against only 158 piculs in 1903. Further, it is reported on fairly good authority that over 8,000 piculs of Szechwan Opium arrived overland, and that some 7,700 piculs were produced in the neighbourhood, making a total, including the Foreign drug, of over 21,300 piculs of Opium. Of this large quantity, only quite an insignificant portion was shipped away in a legitimate manner; it is,

however, said that a certain amount of Prepared Opium is smuggled to the Straits. If we take for granted that some 300 piculs thus left the port, there remain 21,000 piculs of Crude Opium, which would yield some 14,700 piculs of Prepared Opium, all of which must have been consumed locally. Some inveterate smokers consume over 1 tael weight of Opium a day; but the great majority are contented with a daily allowance of 2 mace or less. If, therefore, we consider that the average regular smoker consumes 2 mace a day, or 4.5 catties a year, we are compelled to conclude that there are over 325,000 Opium smokers in the southern part of the Fukkien province alone.

10°. MISCELLANEOUS.—The Imperial Post Office has made considerable progress during the year. There were 30 inland offices functioning in this district at the end of the year, against only five in April 1904. The two most important branches are established at Ch'uan-chou (泉州) and Chang-chou (漳州); but disastrous floods at both places have caused indescribable damages and retarded postal progress. It has become evident that postal success must depend on a wide expansion of inland offices, and it is expected that by the end of 1905 agencies will have been established in all the principal cities of the district, as far as Ting-chou-fu (汀州府), and postal connexions effected with the Kiukiang and Swatow districts. The organisation inland of a reliable, speedy, and efficient mail service; the extension of the money order system; the abolition, when feasible, of the free conveyance between Treaty ports of clubbed mails belonging to the various postal hong (62,000 letters were thus despatched from Amoy during the year); and the suppression of the carriage of contraband mails,—will all contribute to the eventual success of the Imperial Post Office in this district.—The Native Customs at this port have now been three years under the supervision of the Commissioner of Customs. The Revenue for this third period—\$93,024—shows an increase of nearly \$16,000 and of over \$20,000 when compared with the second and first period of our control. This increase of Revenue is altogether due to a more satisfactory management and a reorganisation in the working of the establishment. The staff, which was encumbered by a number of useless hands, has been reduced during the year by two-thirds, and moved into the Foreign Custom House building. The trade itself experienced a notable decrease, due both to the Russo-Japanese war, and consequent short importations of Beans and Beancake from northern ports, and also to the disastrous flood which, during the rainy season, transformed the city of Ch'uan-chou (泉州) and its neighbourhood into an immense lake, 12 feet deep, which brought all agriculture in the low-lying regions to a standstill.—The new light on the island of Tung-yung was exhibited for the first time at sunset on the 1st July.

P. M. G. DE GALEMBERT,

*Deputy Commissioner of Customs in Charge.*

AMOY, 31st January 1905.

---

# AMOY TRADE RETURNS, FOR THE YEAR 1904.

## A.—GENERAL TABLES.

**TABLE No. I.—SHIPPING.**

Number and Tonnage of Vessels Entered and Cleared under each Flag,  
for the Year ended 31st December 1904.

a.—Under General Regulations.

FLAG.	STEAMERS.												TOTAL ENTERED AND CLEARED.	
	ENTERED INWARDS.						CLEARED OUTWARDS.							
	With Cargo.		In Ballast.		TOTAL.		With Cargo.		In Ballast.		TOTAL.			
No.	Tons.	No.	Tons.	No.	Tons.	No.	Tons.	No.	Tons.	No.	Tons.	No.	Tons.	
British .....	450	531,815	87	155,029	537	686,844	452	582,227	86	107,941	538	690,168	1,075	1,377,012
American .....	1	644	6	37,644	7	38,288	6	37,644	2	765	8	38,409	15	76,697
German .....	123	112,174	18	35,885	141	148,059	128	125,414	11	20,742	139	146,156	280	294,215
French .....	6	3,034	...	...	6	3,034	...	...	6	3,034	6	3,034	12	6,068
Dutch .....	18	37,347	...	...	18	37,347	18	38,152	1	395	19	38,547	37	75,894
Danish .....	...	...	1	596	1	596	...	...	1	596	1	596	2	1,192
Spanish .....	...	...	1	41	1	41	...	...	1	41	1	41	2	82
Norwegian .....	60	50,232	...	...	60	50,232	58	48,648	2	1,584	60	50,232	120	100,464
Japanese .....	23	19,516	2	994	25	20,510	23	18,943	2	1,567	25	20,510	50	41,020
Chinese .....	41	42,160	16	14,041	57	56,201	37	37,146	19	18,075	56	55,221	113	111,422
<b>Total Steamers .....</b>	<b>722</b>	<b>796,922</b>	<b>131</b>	<b>244,230</b>	<b>853</b>	<b>1,041,152</b>	<b>722</b>	<b>888,174</b>	<b>131</b>	<b>154,740</b>	<b>853</b>	<b>1,042,914</b>	<b>1,706</b>	<b>2,084,066</b>
	<b>SAILING VESSELS.</b>													
British .....	...	...	...	...	...	...	...	...	1	517	1	517	1	517
Japanese .....	28	796	2	70	30	866	31	923	1	23	32	946	62	1,812
<b>Total Sailing Vessels</b>	<b>28</b>	<b>796</b>	<b>2</b>	<b>70</b>	<b>30</b>	<b>866</b>	<b>31</b>	<b>923</b>	<b>2</b>	<b>540</b>	<b>33</b>	<b>1,463</b>	<b>63</b>	<b>2,329</b>
<b>GRAND TOTAL.....</b>	<b>750</b>	<b>797,718</b>	<b>133</b>	<b>244,300</b>	<b>883</b>	<b>1,042,018</b>	<b>753</b>	<b>889,097</b>	<b>133</b>	<b>155,280</b>	<b>886</b>	<b>1,044,377</b>	<b>1,769</b>	<b>2,086,395</b>

b.—Under Inland Steam Navigation Rules.

FLAG.	ENTERED INWARDS.						CLEARED OUTWARDS.						TOTAL ENTERED AND CLEARED.	
	With Cargo.		In Ballast.		TOTAL.		With Cargo.		In Ballast.		TOTAL.			
	No.	Tons.	No.	Tons.	No.	Tons.	No.	Tons.	No.	Tons.	No.	Tons.		
British .....	98	36,617	2,719	89,864	2,817	126,481	98	36,617	2,743	92,852	2,841	129,469	5,658	255,950
American .....	...	...	54	540	54	540	...	...	54	540	54	540	108	1,080
Spanish .....	...	...	364	12,466	364	12,466	...	...	364	12,523	364	12,523	728	24,989
Japanese .....	...	...	569	12,926	569	12,926	...	...	564	13,198	564	13,198	1,133	26,124
Chinese .....	...	...	641	19,784	641	19,784	...	...	641	19,157	641	19,157	1,282	38,941
<b>TOTAL.....</b>	<b>98</b>	<b>36,617</b>	<b>4,347</b>	<b>135,580</b>	<b>4,445</b>	<b>172,197</b>	<b>98</b>	<b>36,617</b>	<b>4,366</b>	<b>138,270</b>	<b>4,464</b>	<b>174,887</b>	<b>8,909</b>	<b>347,084</b>

TABLE No. II.—GROSS AND NET VALUES OF THE TRADE OF AMOY,  
1902 TO 1904.

	1902.		1903.		1904.	
	NET VALUES.	GROSS VALUES.	NET VALUES.	GROSS VALUES.	NET VALUES.	GROSS VALUES.
<b>FOREIGN GOODS.</b>	<i>Hk. Ta</i>	<i>Hk. Ta</i>	<i>Hk. Ta</i>	<i>Hk. Ta</i>	<i>Hk. Ta</i>	<i>Hk. Ta</i>
Imported from Foreign Countries and Hongkong.....	14,157,702		12,496,325		13,892,998	
Imported from Chinese Ports.....	88,571		108,745		110,806	
<b>Total Foreign Imports.....</b>		<b>14,246,273</b>		<b>12,605,070</b>		<b>14,003,804</b>
Re-exported to Foreign Countries and Hongkong...	4,084,626		3,676,423		3,996,966	
Re-exported to Chinese Ports (chiefly to Shanghai and Foochow).....	91,955		74,702		64,092	
<b>Total Foreign Re-exports.....</b>	<b>4,176,581</b>		<b>3,751,125</b>		<b>4,061,058</b>	
<b>Net Total Foreign Imports.....</b>	<b>10,069,692</b>		<b>8,853,945</b>		<b>9,942,746</b>	
<b>NATIVE PRODUCE.</b>						
Imported (chiefly from Shanghai, Newchwang, and Chefoo).....		5,012,629		5,750,103		4,759,365
Re-exported to Foreign Countries.....	146,417		172,114		164,779	
Re-exported to Chinese Ports.....	10,583		9,316		15,279	
<b>Total Native Re-exports.....</b>	<b>157,000</b>		<b>181,430</b>		<b>180,058</b>	
<b>Net Total Native Imports.....</b>	<b>4,855,629</b>		<b>5,568,673</b>		<b>4,579,307</b>	
Native Produce of local origin Exported to Foreign Countries.....	1,454,426		1,863,612		2,018,690	
Native Produce of local origin Exported to Chinese Ports.....	782,121		699,668		663,828	
<b>Total Exports of local origin....</b>		<b>2,236,547</b>		<b>2,563,280</b>		<b>2,682,518</b>
<b>Gross Value of the Trade of the Port.....</b>		<b>21,495,449</b>		<b>20,918,453</b>		<b>21,445,687</b>
<b>Net Value of the Trade of the Port, i.e., Foreign and Native Imports less Re-exports, and Native Exports of local origin.....</b>	<b>17,161,868</b>		<b>16,985,898</b>		<b>17,204,571</b>	

TABLE No. III.—TRADE IN FOREIGN GOODS.—Imports and Re-exports.

DESCRIPTION OF GOODS.	Classifier of Quantity.	IMPORTS FROM FOREIGN COUNTRIES AND HONGKONG.		IMPORTS FROM CHINESE PORTS.		RE-EXPORTS TO FOREIGN COUNTRIES AND HONGKONG.		RE-EXPORTS TO CHINESE PORTS.		NET TOTAL IMPORTS.	
		Quantity.	Value.	Quantity.	Value.	Quantity.	Value.	Quantity.	Value.	Quantity.	Value.
<b>OPICUM.</b>											
Benares.....	<i>Piculs</i>	2,028.60	1,300,339	2.40	1,538	...	...	1.20	769	2,029.80	1,301,108
Malwa.....	"	43.91	32,050	1.00	730	...	...	...	...	44.91	32,780
Patna.....	"	22.37	14,659	...	...	...	...	...	...	22.37	14,659
Persian.....	"	1,356.17	729,619	6.13	3,296	31.20	16,786	6.37	3,430	1,324.73	712,699
Boiled.....	"	...	...	0.06	50	...	...	...	...	0.06	50
<b>COTTON GOODS.</b>											
Shirtings, Grey, Plain:—											
7 lb. and under, English.....	<i>Pieces</i>	7,715	13,116	...	...	...	...	...	...	7,715	13,116
Over 7 lb. and not over 9 lb., English.....	"	9,505	22,812	...	...	...	...	...	...	9,505	22,812
Over 9 lb. and not over 11 lb., ".....	"	15,165	50,045	...	...	...	...	...	...	15,165	50,045
Over 11 lb., English.....	"	30	101	...	...	...	...	...	...	30	101
Shirtings, White, Plain, Dutch.....	"	150	578	...	...	...	...	...	...	150	578
" " " English.....	"	53,525	208,748	54	211	...	...	...	...	53,579	208,959
" " " Figured, Brocaded, Striped, and Spotted.....	"	19	51	...	...	...	...	...	...	19	51
Drills 12½ lb. and under, American.....	"	153	543	...	...	...	...	...	...	153	543
" " " English.....	"	75	175	...	...	...	...	...	...	75	175
" over 12½ lb., American.....	"	428	1,669	...	...	...	...	...	...	428	1,669
" " " English.....	"	155	480	...	...	...	...	...	...	155	480
Jeans, 40 yards, American.....	"	9	32	...	...	...	...	...	...	9	32
T-Cloths, 32 inches by 24 yards, English.....	"	45,915	87,237	...	...	...	...	...	...	45,915	87,237
" " " Japanese.....	"	5,600	8,120	...	...	...	...	...	...	5,600	8,120
Cambrics, White, 12 yards.....	"	205	123	...	...	...	...	...	...	205	123
Lawns, " ".....	"	4,075	3,871	...	...	...	...	...	...	4,075	3,871
Muslins, " ".....	"	278	334	...	...	...	...	...	...	278	334
Lenos and Balzarines, White, 30 yards.....	"	853	1,578	...	...	...	...	...	...	853	1,578
Printed Cottons:—											
Printed Cambrics, Lawns, and Muslins, 12 yards.....	<i>Pieces</i>	168	151	...	...	...	...	...	...	168	151
" Chintzes, Plain Cotton Prints, and Printed Shirtings, not exceeding 30 yards.....	"	16,330	35,926	50	110	30	66	9	20	16,341	35,950
" Drills, Furnitures, and Twills, not exceeding 30 yards.....	"	59	176	...	...	...	...	...	...	59	176
" Lenos and Balzarines, not exceeding 30 yards.....	"	1,384	2,837	...	...	...	...	...	...	1,384	2,837
" Reversible Cretonnes.....	<i>Yards</i>	12,632	1,406	...	...	...	...	...	...	12,632	1,406
" Sateens, Repts, etc.....	<i>Pieces</i>	7	36	...	...	...	...	...	...	7	36
Dyed Cottons:—											
Cotton Italians, Plain, Fast Black.....	<i>Pieces</i>	17,157	93,506	...	...	111	605	...	...	17,046	92,901
" " " Coloured.....	"	139	702	...	...	...	...	...	...	139	702
" Repts and Ribs, Plain.....	"	1,919	9,595	...	...	...	...	...	...	1,919	9,595
" Italians, Figured.....	"	4,244	23,554	30	167	12	67	...	...	4,262	23,654
" Repts and Ribs, Figured.....	"	29	164	...	...	...	...	...	...	29	164
" Shirtings, Figured, Brocaded, and Spotted.....	"	10,787	43,148	...	...	...	...	...	...	10,787	43,148
Dyed Drills, 43 yards.....	"	83	718	...	...	...	...	...	...	83	718
" Lenos and Balzarines, 30 yards.....	"	3,986	9,566	...	...	...	...	...	...	3,986	9,566
" Shirtings and Sheetings, Plain, 36 inches by 43 yards.....	"	5,517	21,240	...	...	...	...	...	...	5,517	21,240
" Shirtings, Hongkong, 20 yards.....	"	651	1,953	...	...	...	...	...	...	651	1,953
" Cotton Cuts, 5½ yards.....	<i>Yards</i>	1,634	206	...	...	...	...	...	...	1,634	206
" Turkey Red Cambrics, 25 yards.....	<i>Pieces</i>	...	...	60	141	...	...	...	...	60	141
" " Shirtings, ".....	"	8,313	20,367	60	147	...	...	...	...	8,373	20,514
Cotton Spanish Stripes, 64 inches.....	"	352	1,549	...	...	...	...	...	...	352	1,549

TABLE No. III.—TRADE IN FOREIGN GOODS.—Imports and Re-exports—Continued.

DESCRIPTION OF GOODS.	Classifier of Quantity.	IMPORTS FROM FOREIGN COUNTRIES AND HONGKONG.		IMPORTS FROM CHINESE PORTS.		RE-EXPORTS TO FOREIGN COUNTRIES AND HONGKONG.		RE-EXPORTS TO CHINESE PORTS.		NET TOTAL IMPORTS.	
		Quantity.	Value.	Quantity.	Value.	Quantity.	Value.	Quantity.	Value.	Quantity.	Value.
			<i>Hk. Ts</i>		<i>Hk. Ts</i>		<i>Hk. Ts</i>		<i>Hk. Ts</i>		<i>Hk. Ts</i>
Cotton Flannel, Plain, Dyed, and Printed, English, 30 yards.....	Pieces	8,687	33,879	12	47	...	...	...	...	8,699	33,926
" " Plain, Dyed, and Printed, Japanese, 30 yards.....	"	2,524	7,951	...	...	...	...	...	...	2,524	7,951
" " Striped, 30 yards.....	"	529	1,561	...	...	...	...	...	...	529	1,561
" " Japanese, 30 yards.....	"	4,127	8,254	...	...	...	...	...	...	4,127	8,254
Crimp Cloth, Japanese.....	Yards	46,394	4,639	...	...	...	...	...	...	46,394	4,639
Mottles, Denims, and Mahomedans.....	"	211,356	21,099	...	...	...	...	...	...	211,356	21,099
Coloured Woven Cottons, Unclassed.....	"	2,758	334	...	...	...	...	...	...	2,758	334
Mosquito Netting.....	"	694	139	...	...	...	...	...	...	694	139
Japanese Cotton Cloth.....	"	63,891	3,620	...	...	...	...	...	...	63,891	3,620
" " Hand-made (Imitation Native Cloth).....	"	50,965	4,587	...	...	...	...	...	...	50,965	4,587
" " Crape.....	"	119,362	6,206	864	45	...	...	...	...	120,226	6,251
Velvets and Velveteens, Plain, 22 inches.....	"	27,255	5,451	...	...	...	...	...	...	27,255	5,451
Cotton Blankets.....	Pieces	2,274	2,274	...	...	...	...	...	...	2,274	2,274
" Japanese.....	"	45	31	...	...	...	...	...	...	45	31
Handkerchiefs, Plain, Dyed, and Printed, Plain, Dyed, and Printed, Japanese.....	Dozens	5,906	2,658	12	5	...	...	...	...	5,918	2,663
Towels, Honeycomb and Huckaback, 18 inches by 40 inches.....	"	7,565	3,026	6	2	...	...	...	...	7,571	3,028
" Honeycomb and Huckaback, 18 inches by 40 inches, Japanese.....	"	4,398	2,419	...	...	...	...	...	...	4,398	2,419
Cotton Goods, Unclassed.....	Yards	18,082	3,039	...	...	1,478	197	...	...	16,604	2,842
" Yarn, Grey and Bleached, Hongkong.....	Piculs	693	16,875	...	...	...	...	...	...	693	16,875
" " " Indian.....	"	58,288	1,480,516	3	81	...	...	3	76	58,285	1,480,445
" " " Japanese.....	"	225	5,535	...	...	...	...	...	...	225	5,535
" Thread, in Balls.....	"	5	435	...	...	...	...	...	...	5	435
" " on Spools.....	Gross	10,289	25,723	...	...	...	...	...	...	10,289	25,723
" Cord.....	Piculs	16	913	...	...	...	...	...	...	16	913
WOOLLEN AND COTTON MIXTURES.											
Alpacas, Lustres, Orleans, and Sicilians, Plain and Figured.....	Yards	1,355	400	...	...	...	...	...	...	1,355	400
Union and Poncho Cloth.....	"	17,482	10,489	...	...	...	...	...	...	17,482	10,489
" Italian Cloth, Plain and Figured.....	Pieces	262	2,659	...	...	...	...	...	...	262	2,659
Woollen and Cotton Flannel.....	Yards	120	36	...	...	...	...	...	...	120	36
" " Spanish Stripes.....	"	1,470	456	...	...	...	...	...	...	1,470	456
" " Tweeds and Serges.....	"	...	...	...	...	...	...	89	56	...	...
" " Mixtures, Unclassed.....	"	15,406	8,090	...	...	...	...	...	...	15,406	8,090
WOOLLEN GOODS.											
Blankets and Rugs.....	Pounds	11,641	5,239	222	100	...	...	...	...	11,863	5,339
Bunting.....	Pieces	8	39	...	...	...	...	...	...	8	39
Camlets, English.....	"	4,408	50,251	...	...	...	...	...	...	4,408	50,251
Cashmeres and Merinos.....	Yards	642	458	...	...	...	...	...	...	642	458
Cloth, Broad, Medium, and Habit.....	"	13,171	19,757	...	...	...	...	...	...	13,171	19,757
Flannel.....	"	1,765	618	...	...	...	...	...	...	1,765	618
Lastings, Plain, Figured, and Créped.....	Pieces	759	7,059	...	...	1	9	...	...	758	7,050
Long Ells.....	"	871	4,660	...	...	...	...	...	...	871	4,660
Spanish Stripes.....	Yards	20,783	12,470	...	...	160	96	...	...	20,623	12,374
Tweeds and Serges.....	"	3,631	3,112	...	...	...	...	...	...	3,631	3,112
Woollen Goods, Unclassed.....	"	970	572	...	...	...	...	...	...	970	572
" and Worsted Yarn and Cord.....	Piculs	301	30,532	2	240	...	...	...	...	303	30,772
Berlin Wool.....	"	17	1,724	60	6,242	...	...	...	...	77	7,966



TABLE No. III.—TRADE IN FOREIGN GOODS.—Imports and Re-exports—Continued.

DESCRIPTION OF GOODS.	Classifier of Quantity.	IMPORTS FROM FOREIGN COUNTRIES AND HONGKONG.		IMPORTS FROM CHINESE PORTS.		RE-EXPORTS TO FOREIGN COUNTRIES AND HONGKONG.		RE-EXPORTS TO CHINESE PORTS.		NET TOTAL IMPORTS.	
		Quantity.	Value.	Quantity.	Value.	Quantity.	Value.	Quantity.	Value.	Quantity.	Value.
Lead, in Pigs and Bars.....	Piculs	1,469	8,376	...	...	56	312	...	...	1,413	8,064
"    Sheets, and Tea Lead.....	"	16	105	...	...	...	...	...	...	16	105
"    Pipes.....	"	37	275	...	...	...	...	...	...	37	275
Quicksilver.....	"	231	23,047	...	...	...	...	...	...	231	23,047
Steel, Bars.....	"	854	7,643	...	...	...	...	...	...	854	7,643
"    Rivets.....	"	8	70	...	...	...	...	...	...	8	70
"    Sheets and Plates.....	"	65	347	...	...	...	...	...	...	65	347
"    Tool and Cast.....	"	4	83	...	...	...	...	...	...	4	83
"    Tubes.....	"	12	134	...	...	...	...	...	...	12	134
"    Wire Rope.....	"	...	9	...	...	...	...	...	...	...	9
Tin, Slabs.....	"	5,080	220,977	31	1,355	...	...	330	14,361	4,781	207,971
Tinned Plates, Decorated.....	"	181	1,426	58	461	...	...	...	...	239	1,887
"    Plain.....	"	7,077	42,461	...	...	...	...	...	...	7,077	42,461
White Metal Wire.....	"	1	24	7	320	11	458	...	...	...	...
Wire Netting and Gauze.....	"	2	30	...	...	...	...	...	...	2	30
Zinc Boiler Plates.....	"	5	63	...	...	...	...	...	...	5	63
"    Sheets.....	"	21	259	...	...	...	...	...	...	21	259
Metals, Unclassed.....	"	26	381	...	...	...	...	...	...	26	381
SUNDRIES.											
Aniseed, Star, 1st Quality.....	Piculs	88	1,767	...	...	...	...	...	...	88	1,767
"    "    2nd ".....	"	152	1,821	...	...	...	...	...	...	152	1,821
Awabi.....	"	267	12,175	2	87	18	801	2	82	249	11,379
Bacon and Hams.....	"	30	1,271	...	3	5	155	...	...	25	1,119
Barley, Pearl.....	"	160	1,619	...	...	...	...	...	...	160	1,619
Beans and Peas.....	"	4,426	10,212	...	...	...	...	15	100	4,411	10,112
Beer and Porter.....	Value	...	14,946	...	366	...	87	...	...	...	15,225
Bicho de Mar, Black.....	Piculs	40	1,807	67	3,010	20	882	...	...	87	3,935
"    White.....	"	6,812	136,232	9	178	9	174	...	...	6,812	136,236
Birds' Nests, 1st Quality.....	Catties	537	15,036	...	...	...	...	91	2,548	446	12,488
"    2nd ".....	"	2,239	33,585	1	15	...	...	14	210	2,226	33,390
"    3rd ".....	"	1,767	5,566	...	...	...	...	...	...	1,767	5,566
Biscuits.....	Value	...	2,650	...	35	...	7	...	...	...	2,678
Bones, Cow.....	Piculs	4,181	6,178	...	...	...	...	1..	...	4,181	6,178
Books and Charts.....	Value	...	2,869	...	938	...	338	...	15	...	3,454
Bottles, Empty.....	"	...	4,968	...	2,723	...	11	...	...	...	7,680
Boxes, Fancy.....	Gross	467	1,798	446	645	10	14	...	...	903	2,429
Braid, Llana.....	Piculs	168	22,120	...	3	1	99	...	...	167	22,024
Brushes and Brooms.....	Dozens	23,275	1,397	17	30	...	...	...	...	23,292	1,427
Butter.....	Piculs	43	2,305	2	96	...	5	...	...	45	2,456
Buttons, Brass.....	Gross	9,548	3,819	...	...	...	...	...	...	9,548	3,819
"    Fancy.....	"	33	27	9,910	3,924	600	240	...	...	9,343	3,711
Camphor.....	Piculs	3	162	...	...	...	...	...	...	3	162
"    Baroos, Clean.....	Catties	21	840	...	...	...	...	...	...	21	840
Candles.....	Piculs	161	3,175	50	924	...	...	...	...	214	4,099
Cardamoms, Inferior.....	"	48	1,450	...	...	...	...	...	...	48	1,450
"    Superior.....	"	16	3,140	...	...	...	...	...	...	16	3,140
Cassia Lignea.....	"	15	541	...	...	...	...	...	...	15	541
"    Twigs.....	"	312	1,140	...	...	...	...	...	...	312	1,140
Cattle.....	Value	...	7,644	...	...	...	...	...	...	...	7,644
Cement.....	Piculs	1,485	1,485	80	80	...	...	...	...	1,565	1,565
Cheese.....	Value	...	462	...	...	...	...	...	...	...	462
China-root.....	Piculs	186	2,185	...	...	...	...	...	...	186	2,185
Cigarettes.....	Value	...	14,992	...	13	...	...	...	99	...	14,906
Cigars.....	"	...	2,416	...	...	...	...	...	...	...	2,416
Cinnabar.....	Piculs	13	974	...	...	...	...	...	...	13	974
Cinnamon.....	"	49	4,904	...	...	...	...	...	...	49	4,904
Clams, Dried.....	"	551	9,927	...	...	...	...	...	...	551	9,927
Clocks.....	Pieces	3,884	9,586	61	203	...	...	...	...	3,945	9,789



TABLE No. III.—TRADE IN FOREIGN GOODS.—Imports and Re-exports—Continued.

DESCRIPTION OF GOODS.	Classifier of Quantity.	IMPORTS FROM FOREIGN COUNTRIES AND HONGKONG.		IMPORTS FROM CHINESE PORTS.		RE-EXPORTS TO FOREIGN COUNTRIES AND HONGKONG.		RE-EXPORTS TO CHINESE PORTS.		NET TOTAL IMPORTS.	
		Quantity.	Value.	Quantity.	Value.	Quantity.	Value.	Quantity.	Value.	Quantity.	Value.
Clothing.....	Value	...	Hk. \$s 9,800	...	Hk. \$s 4,684	...	Hk. \$s 3,403	...	Hk. \$s 10,943	...	Hk. \$s 138
Cloves.....	Piculs	60	966	2	35	...	...	...	...	62	1,001
"    Mother.....	"	6	52	...	...	...	...	...	...	6	52
Coal.....	Tons	16,340	122,935	...	...	3,125	16,562	2,227	11,803	10,988	94,570
Cockles, Dried.....	Piculs	4,300	42,997	...	...	...	...	...	...	4,300	42,997
Coke.....	Tons	48	540	...	...	...	...	...	...	48	540
Compo.....	Piculs	334	15,405	2	106	...	...	...	...	336	15,511
Confectionery.....	Value	...	1,034	...	...	...	...	...	...	...	1,034
Corks.....	Gross	7,832	1,496	...	...	...	...	...	...	7,832	1,496
Cosmetics, Hair.....	Value	...	5,551	...	44	...	...	...	...	...	5,595
Cotton, Raw.....	Piculs	31	510	...	...	...	...	...	...	31	510
"    Waste.....	"	39	666	3	44	...	...	...	...	42	710
Cuttle-fish.....	"	4,630	69,451	160	2,402	2	27	...	...	4,788	71,826
Dyes and Colours:—											
Aniline.....	Value	...	19,613	...	619	...	130	...	...	...	20,102
Gamboge.....	Piculs	1	75	...	...	...	...	...	...	1	75
Ultramarine.....	"	35	381	...	...	...	...	...	...	35	381
Unclassed.....	"	137	1,441	...	...	...	...	...	...	137	1,441
Electrical Materials.....	Value	...	4,168	...	...	...	...	...	...	...	4,168
Enamelled Ironware.....	"	...	6,213	...	86	...	206	...	...	...	6,093
Fans, Fancy.....	Pieces	31,325	1,402	...	...	...	...	...	...	31,325	1,402
"    Palm-leaf, Coarse.....	"	559,000	3,354	...	...	...	...	...	...	559,000	3,354
"    "    Fine.....	"	6,500	65	...	...	...	...	...	...	6,500	65
"    Paper.....	"	69,622	1,949	...	...	...	...	...	...	69,622	1,949
"    Silk.....	"	33,856	1,141	...	...	...	...	...	...	33,856	1,141
Feathers, Duck and Fowl.....	Piculs	3	16	...	...	...	...	...	...	3	16
"    Kingfishers, Whole.....	Pieces	5,971	621	...	...	...	...	...	...	5,971	621
Fire-crackers and Fireworks.....	Piculs	296	5,934	...	...	...	...	...	...	296	5,934
Fish, Dried.....	"	11,124	102,123	...	...	...	...	...	...	11,124	102,123
"    Salt.....	"	19,193	87,328	14	63	...	...	...	...	19,207	87,391
Flour.....	"	138,087	505,004	...	...	235	844	...	...	137,862	504,160
"    Yam.....	"	2,330	7,624	...	...	567	1,929	...	...	1,763	5,695
Fruits, Preserved, in Bottles.....	"	101	1,833	...	...	...	...	...	...	101	1,833
"    and Vegetables, Canned.....	Dozens	1,309	2,871	25	38	...	...	...	...	1,334	2,909
"    "    Dried and Salted.....	Value	...	2,462	...	...	...	...	...	...	...	2,462
"    "    Fresh.....	"	...	2,630	...	...	...	...	566	...	...	2,064
Fungus.....	Piculs	39	1,380	...	...	...	...	...	...	39	1,380
Furniture.....	Value	...	18,278	...	5,072	...	3,573	...	136	...	19,641
Ginseng, American, Clarified.....	Catties	11,046	106,249	...	...	...	...	...	...	11,046	106,249
"    Beard, Root, Cuttings, etc.....	"	1,345	4,065	...	...	...	...	...	...	1,345	4,065
"    Japan, Crude.....	"	...	...	50	60	...	...	...	...	50	60
"    Korean, Clarified.....	"	1,748	33,998	900	17,505	...	...	...	...	2,648	51,503
"    Native.....	"	39	52	...	...	...	...	...	...	39	52
Glass, Window.....	Boxes	1,555	6,220	...	...	...	...	...	...	1,555	6,220
Glassware.....	Value	...	...	...	299	...	...	...	...	...	299
"    Piculs.....	"	510	13,632	...	...	...	...	...	4	52	506
Glue.....	"	279	5,573	...	...	...	...	...	...	279	5,573
Groceries.....	Value	...	12,246	...	264	...	243	...	74	...	12,193
Ground-nut Cake.....	Piculs	1,440	2,764	...	...	124	248	...	...	1,316	2,516
Ground-nuts.....	"	90	359	563	2,280	...	...	...	...	653	2,639
Hemp.....	"	1,571	15,680	...	...	...	...	7	68	1,564	15,612
Hide Cuttings.....	"	584	3,380	...	...	...	...	...	...	584	3,380
Hides, Cow and Buffalo.....	"	76	1,525	...	...	...	...	...	...	76	1,525
Horns, Chamois.....	"	1	169	...	...	...	...	...	...	1	169
"    Cow and Buffalo.....	"	33	296	...	...	1	12	...	...	32	284
"    Dear.....	"	6	120	...	...	...	...	...	...	6	120
"    Young, Annam.....	Catties	1,998	15,968	...	...	...	...	...	...	1,998	15,968
"    Rhinoceros.....	"	9	288	...	...	...	...	...	...	9	288
Hosiery.....	Dozens	10,428	11,065	...	...	...	...	...	...	10,428	11,065
Isinglass, Vegetable.....	Piculs	133	7,337	...	...	4	220	5	261	124	6,856

TABLE No. III.—TRADE IN FOREIGN GOODS.—Imports and Re-exports—Continued.

DESCRIPTION OF GOODS.	Classifier of Quantity.	IMPORTS FROM FOREIGN COUNTRIES AND HONGKONG.		IMPORTS FROM CHINESE PORTS.		RE-EXPORTS TO FOREIGN COUNTRIES AND HONGKONG.		RE-EXPORTS TO CHINESE PORTS.		NET TOTAL IMPORTS.	
		Quantity.	Value.	Quantity.	Value.	Quantity.	Value.	Quantity.	Value.	Quantity.	Value.
Lace.....	Value	...	Hk. $\text{Fl}$ 12	...	Hk. $\text{Fl}$ .....	...	Hk. $\text{Fl}$ .....	...	Hk. $\text{Fl}$ .....	...	Hk. $\text{Fl}$ 12
Lamps and Lampware.....	"	...	17,690	...	96	...	...	...	214	...	17,572
Lampwick.....	Piculs	15	690	...	...	...	...	...	...	15	690
Lead, Red.....	"	177	1,594	...	...	...	...	...	...	177	1,594
"    White.....	"	386	3,859	...	...	...	...	...	...	386	3,859
"    Yellow.....	"	3	23	...	...	...	...	...	...	3	23
Leather, Cow.....	"	627	47,005	...	...	...	...	...	...	627	47,005
"    Purses.....	Dozens	14,269	12,842	22	20	...	...	...	...	14,291	12,862
Lighthouse Materials and Apparatus.....	Value	...	6,603	...	...	...	530	...	1,059	...	5,014
Lily Flowers, Dried.....	Piculs	6,583	48,842	...	...	...	...	...	...	6,583	48,842
Liqueurs.....	Value	...	448	...	...	...	...	...	...	...	448
Liquorice.....	Piculs	66	710	...	...	...	...	...	...	66	710
Looking-glasses and Mirrors.....	Pieces	80,937	6,627	...	...	...	...	...	...	80,937	6,627
Lung-ngan Pulp.....	Piculs	104	1,156	...	...	...	...	124	1,371	...	...
Lung-ngans, Dried.....	"	19	157	...	...	143	1,174	23	185	...	...
Machinery, and Parts of.....	Value	...	6,734	...	2,367	...	...	...	1,206	...	7,895
Mangrove Bark.....	Piculs	17,431	26,147	...	...	906	1,359	...	...	16,525	24,788
Matches, Wood, Japan.....	Gross	516,470	130,151	...	...	...	...	500	126	515,970	130,025
Mats, Formosa, Grass (Bed).....	Pieces	885	885	...	...	...	...	425	425	460	460
"    Straw and Rush.....	"	785,367	78,537	...	...	12,900	1,290	...	...	772,467	77,247
Matting, Straw.....	Rolls	46	230	...	...	...	...	...	...	46	230
Meats, Canned.....	Dozens	97	314	...	...	...	...	...	...	97	314
"    Salted.....	Piculs	1,879	13,488	...	...	...	...	...	...	1,879	13,488
Medicines.....	Value	3,728	42,734	...	...	...	...	...	...	3,728	42,734
"    ".....	"	...	47,172	...	5,775	...	4,364	...	767	...	47,816
Milk, Condensed, in Tins.....	Dozens	10,999	15,949	6	9	...	...	...	...	11,005	15,958
Morphia.....	Ounces	8	24	...	...	...	...	...	...	8	24
Mushrooms.....	Piculs	185	9,225	...	...	...	...	...	...	185	9,225
Musical Instruments, Unclassed.....	Value	...	673	...	3,593	...	997	...	...	...	3,269
Mussels, Dried.....	Piculs	1,986	29,788	...	...	...	...	64	96	1,922	29,692
Needles.....	Mille	4,205	752	...	...	...	...	...	...	4,205	752
Oil, Bean.....	Piculs	5	40	...	...	...	...	...	...	5	40
"    Castor, Lubricating.....	"	60	719	...	...	...	...	...	...	60	719
"    Cocoa-nut.....	Piculs	64	770	...	...	121	1,449	...	...	...	...
"    Colza.....	Galls.	300	65	...	...	...	...	...	...	300	65
"    Engine, Mineral.....	"	943	311	672	222	...	...	...	...	1,615	533
"    Fish.....	Piculs	254	695	...	...	...	...	...	...	254	695
"    Ground-nut.....	"	1,871	17,406	...	...	157	1,464	...	...	1,714	15,942
"    Kerosene, American.....	Galls.	700,050	138,190	...	...	...	...	...	...	700,050	138,190
"    "    Borneo.....	"	1,000	135	...	...	...	...	...	...	1,000	135
"    "    in bulk.....	"	264,260	37,576	...	...	13,700	1,850	...	...	250,560	35,726
"    "    Burma.....	"	15,000	2,515	...	...	...	...	...	...	15,000	2,515
"    "    Russian.....	"	400,000	67,520	...	...	...	...	...	...	400,000	67,520
"    "    Sumatra.....	"	102,910	17,258	...	...	...	...	...	...	102,910	17,258
"    "    in bulk.....	"	2,708,695	310,108	108,215	17,812	3,300	543	...	...	2,813,610	327,377
"    Linseed.....	"	345	477	...	...	...	...	...	...	345	477
"    Paint.....	"	482	416	215	143	...	...	...	...	697	559
"    Sesamum Seed.....	Piculs	29	302	...	...	...	...	...	...	29	302
"    Tea.....	"	42	420	...	...	...	...	...	...	42	420
"    Wood.....	"	1,728	12,241	2	15	...	...	...	...	1,730	12,256
Oil-nuts.....	Value	7,484	24,515	...	...	...	...	...	...	7,484	24,515
Ornaments.....	Value	...	2,139	...	1,103	...	...	...	...	...	3,242
Paints, Assorted.....	Piculs	153	3,715	8	151	10	399	...	...	151	3,467
Paper, 1st Quality.....	"	227	7,449	28	801	...	...	...	...	255	8,250
"    2nd.....	"	30	183	221	2,229	...	...	...	...	251	2,412
"    Pith.....	"	151	8,240	...	...	5	182	97	5,025	49	3,033
"    Printing.....	"	2,240	20,805	40	370	...	...	...	...	2,280	21,175
"    Wall.....	Value	...	...	...	450	...	54	...	...	...	396
"    Writing.....	Piculs	7	126	...	...	...	...	...	...	7	126
"    other kinds.....	Value	...	4,231	...	...	...	15	...	...	...	4,216

TABLE No. III.—TRADE IN FOREIGN GOODS.—Imports and Re-exports—Continued.

DESCRIPTION OF GOODS.	Classifier of Quantity.	IMPORTS FROM FOREIGN COUNTRIES AND HONGKONG.		IMPORTS FROM CHINESE PORTS.		RE-EXPORTS TO FOREIGN COUNTRIES AND HONGKONG.		RE-EXPORTS TO CHINESE PORTS.		NET TOTAL IMPORTS.	
		Quantity.	Value.	Quantity.	Value.	Quantity.	Value.	Quantity.	Value.	Quantity.	Value.
Pepper, Black.....	Piculs	123	2,459	...	...	...	...	...	...	123	2,459
" White.....	"	31	1,074	...	...	...	...	...	...	31	1,074
Perfumery.....	Value	...	3,944	...	4	...	8	...	...	...	3,940
Photographic Materials.....	"	...	1,483	...	...	...	...	...	...	...	1,483
Prawn Husk.....	Piculs	729	2,933	...	...	...	...	...	...	729	2,933
Prawns and Shrimps, Dried.....	"	11,853	94,835	...	...	...	...	...	...	11,853	94,835
Provisions.....	Value	...	3,128	...	298	...	85	...	...	...	3,341
Putchuck.....	Piculs	51	811	...	...	...	...	...	...	51	811
Raisins and Currants.....	"	99	1,187	...	...	...	...	...	...	99	1,187
Rattan Skin.....	"	258	4,381	...	...	...	...	...	...	258	4,381
Rattans, Whole.....	"	1,034	6,202	...	...	...	...	...	...	1,034	6,202
Rice.....	"	331,964	1,576,830	...	...	...	...	...	...	331,964	1,576,830
Safes.....	Pieces	31	1,424	4	56	...	...	...	...	35	1,480
Safflower.....	Piculs	99	1,245	...	...	...	...	...	...	99	1,245
Sago.....	"	494	2,324	...	...	...	...	...	...	494	2,324
Samshu.....	"	310	1,882	...	...	...	...	...	...	310	1,882
Sandalwood.....	"	876	7,097	...	...	105	848	...	...	771	6,249
Sapanwood.....	"	1,183	2,958	...	...	...	...	...	...	1,183	2,958
Scales.....	Pieces	73	591	...	...	3	42	3	9	67	540
Sea Rattans.....	"	13,950	2,890	...	...	...	...	...	...	13,950	2,890
Seed, Indigo.....	Piculs	204	1,367	...	...	...	...	...	...	204	1,367
" Lily.....	"	232	5,448	...	...	...	...	...	...	232	5,448
" Melon.....	"	555	3,192	...	...	...	...	...	...	555	3,192
" Sesamum.....	"	4,869	22,228	...	...	...	...	...	...	4,869	22,228
Sharks Fins, Black.....	"	46	1,836	...	...	...	...	...	...	46	1,836
" " Prepared.....	"	4	323	...	...	...	...	...	...	4	323
" " White.....	"	61	5,644	...	...	...	...	19	1,779	42	3,865
Shell-fish.....	"	287	5,871	...	...	...	...	...	...	287	5,871
Shoes and Boots, Silk and Cotton.....	Pairs	9,850	8,591	...	...	...	...	...	...	9,850	8,591
Sieves.....	Sets	9,192	3,741	...	...	...	...	...	...	9,192	3,741
Silk, Raw, White.....	Piculs	4	1,214	...	...	...	...	...	...	4	1,214
" " Yellow.....	"	84	20,374	...	...	...	...	...	...	84	20,374
" " Wild.....	"	6	1,243	...	...	...	...	...	...	6	1,243
" Ribbons.....	Value	...	1,103	...	40	...	...	...	...	...	1,143
" and Mixture Ribbons.....	"	...	227	...	1,215	...	...	...	...	...	1,442
" Thread.....	Catties	17	57	...	...	...	...	...	...	17	57
Silverware.....	Value	...	935	...	...	...	...	...	...	...	935
Sinews, Cow.....	Piculs	3,661	80,545	...	...	4	86	...	...	3,657	80,459
" Deer.....	"	213	7,450	...	...	...	...	...	...	213	7,450
Singlets.....	Dozens	784	2,352	...	...	...	...	...	...	784	2,352
Skins, Pig.....	Piculs	586	7,852	...	...	...	...	...	...	586	7,852
Soap, Bar.....	"	1,391	7,687	26	145	2	11	4	21	1,411	7,800
" Toilet and Fancy.....	Value	...	3,552	...	4	...	...	...	...	...	3,556
Soda Ash.....	Piculs	3	9	252	756	30	90	...	...	225	675
" Bicarbonate of.....	"	31	93	...	...	...	...	...	...	31	93
" Caustic.....	"	196	881	280	1,260	...	...	...	...	476	2,141
" Crystal.....	"	36	81	20	50	...	...	...	...	56	131
Spectacles.....	Pairs	12,591	700	...	...	...	...	...	...	12,591	700
Spirits.....	Value	...	8,668	...	222	...	484	...	9	...	8,397
" of Wine.....	Galls.	3,051	2,136	...	...	...	...	...	...	3,051	2,136
Stationery.....	Value	...	8,779	...	1,500	...	27	...	40	...	10,212
Stores, Household.....	"	...	1,204	...	138	...	...	...	...	...	1,342
Sugar, Brown.....	Piculs	266	1,065	...	...	180	720	...	...	86	345
" Candy.....	"	1,039	7,431	...	...	...	...	...	...	1,039	7,431
" Refined.....	"	7,063	38,288	1	4	10	54	...	...	7,054	38,238
" White.....	"	8,653	43,264	...	...	490	2,401	290	1,423	7,873	39,440
Sulphur.....	"	26	68	...	...	17	44	...	...	9	24
Tallow, Animal.....	"	109	1,307	...	...	...	...	...	...	109	1,307
" Refuse.....	"	2,107	12,285	...	...	...	...	...	...	2,107	12,285
Tea, Black.....	"	100,683	3,926,611	...	...	100,506	3,919,742	61	2,374	116	4,495

TABLE No. III.—TRADE IN FOREIGN GOODS.—Imports and Re-exports—Continued.

DESCRIPTION OF GOODS.	Classifier of Quantity.	IMPORTS FROM FOREIGN COUNTRIES AND HONGKONG.		IMPORTS FROM CHINESE PORTS.		RE-EXPORTS TO FOREIGN COUNTRIES AND HONGKONG.		RE-EXPORTS TO CHINESE PORTS.		NET TOTAL IMPORTS.		
		Quantity.	Value.	Quantity.	Value.	Quantity.	Value.	Quantity.	Value.	Quantity.	Value.	
Tea Dust .....	Piculs	8	Hk. Ts 23	...	...	...	...	...	...	8	Hk. Ts 23	
" Stalk .....	"	...	...	...	...	18	57	...	...	...	...	
Teapots, in Cases .....	Pieces	3,637	1,292	...	...	...	...	...	...	3,637	1,292	
Telegraph Materials .....	Value	...	280	...	2,935	...	...	1,149	...	...	2,066	
Timber, Beams, Hard-wood .....	Cub. ft.	878	380	...	...	...	...	...	...	878	380	
" " Soft-wood .....	Sq. feet	2,760	71	11	1	...	...	...	...	2,771	72	
" " and Logs, Teak .....	Cub. ft.	1,898	2,375	...	...	...	...	...	...	1,898	2,375	
" Masts and Spars .....	Pieces	33	10	...	...	...	...	...	...	33	10	
" Planks, Hard-wood .....	Cub. ft.	11,146	4,592	12	5	...	...	...	...	11,158	4,597	
" " Soft-wood .....	Sq. feet	27,201	801	...	...	...	...	...	...	27,201	801	
" " Teak .....	Cub. ft.	124	174	...	...	...	...	...	...	124	174	
Tobacco .....	Value	...	381	...	...	...	...	...	...	...	381	
" Leaf .....	Piculs	403	11,579	...	...	60	1,722	...	...	343	9,857	
" Prepared .....	"	102	3,846	...	...	23	858	...	...	79	2,988	
Tooth Powder .....	Value	...	854	...	...	...	...	...	...	...	856	
Toys .....	"	...	3,490	...	15	...	...	...	...	...	3,505	
Turmeric .....	Piculs	191	773	...	...	...	...	...	...	191	773	
Umbrellas, Cotton .....	Pieces	12,688	7,613	30	18	...	...	...	...	12,718	7,631	
" " Japanese .....	"	3,114	1,246	...	...	...	...	...	...	3,114	1,246	
" " Silk and Silk Mixture .....	"	39	62	...	...	...	...	...	...	39	62	
Varnish .....	Piculs	375	7,391	...	...	...	...	...	...	375	7,391	
Vermicelli .....	"	211	1,624	...	...	...	...	...	...	211	1,624	
Vermilion .....	"	18	1,453	...	...	...	...	...	...	18	1,453	
Watches .....	Pieces	1,332	4,943	...	...	...	...	...	...	1,332	4,943	
Wax, Paraffin .....	Piculs	150	1,094	64	509	...	...	...	...	214	1,603	
" Yellow .....	"	...	...	31	699	...	...	...	...	31	699	
Wheat .....	"	3,368	5,882	...	...	...	...	...	...	3,368	5,882	
Wine, Japanese (Saké) .....	"	59	532	...	...	1	9	1	10	57	513	
" " " in Bottles .....	Dozens	118	153	...	...	...	...	...	...	118	153	
Wines .....	Value	...	10,776	...	520	...	137	...	...	...	11,159	
Wood, Garoo .....	Piculs	5	726	...	...	...	...	...	...	5	726	
" Laka .....	"	127	633	...	...	...	...	...	...	127	633	
" Scented and Fragrant .....	"	92	3,768	...	...	...	...	...	...	92	3,768	
" Shavings .....	"	15	129	...	...	...	...	...	...	15	129	
Woodware .....	"	36	937	...	...	...	...	...	...	36	937	
Sundries, Unenumerated .....	Value	...	65,703	...	1,561	...	1,598	...	1,135	...	64,531	
TOTAL .....	Hk. Ts	...	13,892,998	...	110,806	...	3,996,966	...	64,092	...	9,945,069	
Excess of Re-export above Import of some articles during the year .....											Hk. Ts	2,323
NET TOTAL .....											Hk. Ts	9,942,746

## SUMMARY.

IMPORTS from Great Britain.....	<i>Hk. Ts</i>	56,707
"    "    Hongkong.....	"	8,642,623
"    "    Singapore and Straits.....	"	537,954
"    "    United States of America.....	"	59,778
"    "    Philippine Islands.....	"	7,993
"    "    Continent of Europe, Russia excepted...	"	41
"    "    Russia <i>via</i> Odessa.....	"	67,520
"    "    Japan.....	"	126,367
"    "    Formosa.....	"	4,068,169
"    "    Siam.....	"	211,059
"    "    Java.....	"	6,981
"    "    Sumatra.....	"	32,461
"    "    Turkey in Asia, Persia, Egypt, and Aden	"	75,345
Total from Foreign Countries.....	<i>Hk. Ts</i>	13,892,998
Imports from Chinese Ports.....	"	110,806
TOTAL FOREIGN IMPORTS.....	<i>Hk. Ts</i>	14,003,804
RE-EXPORTS to Great Britain.....	<i>Hk. Ts</i>	87,099
"    "    Hongkong.....	"	179,583
"    "    Singapore and Straits.....	"	78,472
"    "    British America.....	"	3,724
"    "    United States of America.....	"	3,342,783
"    "    Philippine Islands.....	"	2,912
"    "    Japan.....	"	450
"    "    Formosa.....	"	19,404
"    "    Cochin China, Tonkin, and Annam.....	"	3,137
"    "    Siam.....	"	4,602
"    "    Java.....	"	274,800
Total to Foreign Countries.....	<i>Hk. Ts</i>	3,996,966
RE-EXPORTS to Newchwang.....	<i>Hk. Ts</i>	3,716
"    "    Shanghai.....	"	26,414
"    "    Ningpo.....	"	847
"    "    Wenchow.....	"	1,423
"    "    Foochow.....	"	26,840
"    "    Swatow.....	"	4,852
Total to Chinese Ports.....	<i>Hk. Ts</i>	64,092
TOTAL FOREIGN RE-EXPORTS.....	<i>Hk. Ts</i>	4,061,058
NET TOTAL FOREIGN IMPORTS.....	<i>Hk. Ts</i>	9,942,746

TABLE No. IV.—TRADE IN NATIVE PRODUCE.—Imports and Re-exports.

DESCRIPTION OF GOODS.	Classifier of Quantity.	IMPORTS FROM CHINESE PORTS.		RE-EXPORTS TO CHINESE PORTS.		RE-EXPORTS TO FOREIGN COUNTRIES AND HONGKONG.		NET TOTAL IMPORTS.	
		Quantity.	Value.	Quantity.	Value.	Quantity.	Value.	Quantity.	Value.
COTTON GOODS.*									
Cotton Yarn.....	<i>Piculs</i>	312	Hk. <i>Tls</i> 5,981	...	Hk. <i>Tls</i> ...	...	Hk. <i>Tls</i> ...	312	5,981
SUNDRIES.									
Almonds.....	<i>Piculs</i>	143	2,834	...	...	...	...	143	2,834
Bamban Shoots.....	"	305	2,157	...	...	5	39	300	2,118
" Split, Leaf, etc.....	"	729	983	...	...	...	...	729	983
Bambooware.....	"	477	10,341	...	...	441	9,697	36	644
Barley, Pearl.....	"	170	1,129	...	...	...	...	170	1,129
Beancake.....	"	590,012	1,191,877	...	...	180	416	589,832	1,191,461
Beans, Black.....	"	8,331	14,996	...	...	...	...	8,331	14,996
" Green.....	"	91,633	211,504	...	...	1,737	4,743	89,896	206,761
" White and Yellow.....	"	345,449	737,832	...	...	4,603	11,830	340,846	726,002
Bones, Cow.....	"	1,182	1,361	...	...	...	...	1,182	1,361
Books.....	"	479	23,481	3	166	15	892	461	22,423
Brassware.....	"	55	1,557	...	...	19	620	36	937
Cake-stuff.....	"	145	2,934	...	...	...	...	145	2,934
Caps, Felt.....	<i>Pieces</i>	10,600	6,922	...	...	...	...	10,600	6,922
" Silk.....	"	10,548	3,171	...	...	351	127	10,197	3,044
Chestnuts.....	<i>Piculs</i>	1,283	3,979	...	...	...	...	1,283	3,979
China-root.....	"	252	2,822	...	...	...	...	252	2,822
Chinaware, Fine.....	"	146	2,484	...	...	...	...	146	2,484
Clams, Dried.....	"	529	4,865	...	...	...	...	529	4,865
Cloth, Native (Nankeens).....	"	1,191	46,405	3	156	110	5,145	1,078	41,104
Compoys.....	"	253	5,817	...	...	...	...	253	5,817
Cotton, Raw.....	"	5,077	111,857	...	...	386	9,968	4,691	101,889
" Ribbons.....	"	25	1,971	...	...	...	...	25	1,971
Cuttle-fish.....	"	130	1,557	...	...	6	70	124	1,487
Dates, Black.....	"	1,449	11,451	...	...	...	4	1,449	11,447
" Red.....	"	1,730	8,870	...	...	14	84	1,716	8,786
Eggs, Preserved.....	<i>Pieces</i>	426,720	3,840	...	...	16,850	168	409,870	3,672
Fans, Fancy.....	"	15,256	1,218	...	...	...	...	15,256	1,218
" Paper.....	"	21,991	1,135	...	...	2,165	129	19,826	1,006
Fish, Dried and Salt.....	<i>Piculs</i>	4,710	31,189	...	...	21	134	4,689	31,055
Flour, Shanghai Mill.....	"	10,336	37,965	75	286	...	...	10,261	37,679
Fruits, Fresh, Unclassed.....	"	961	1,695	...	...	64	90	897	1,605
Fungus.....	"	539	19,821	...	...	8	365	531	19,456
Furniture.....	<i>Value</i>	...	3,788	...	32	...	554	...	3,202
Garlic.....	<i>Piculs</i>	1,705	3,070	...	...	...	...	1,705	3,070
Ginseng, Native.....	<i>Catties</i>	368	2,194	...	...	...	...	368	2,194
Glassware.....	<i>Piculs</i>	285	19,157	...	...	18	1,401	267	17,756
Goldware.....	<i>Tael</i>	59	2,492	...	...	...	...	59	2,492
Grasscloth, Fine.....	<i>Piculs</i>	14	2,169	...	...	...	...	14	2,169
Ground-nut Cake.....	"	2,591	4,559	...	...	...	...	2,591	4,559
Ground-nuts.....	"	1,932	7,921	...	...	...	...	1,932	7,921
Gypsum.....	"	1,013	1,519	...	...	...	...	1,013	1,519
Hams.....	"	118	2,161	...	...	5	117	113	2,044
Hemp.....	"	1,216	10,941	...	...	...	...	1,216	10,941
Iron Pans.....	"	8,442	29,077	...	...	4,900	16,911	3,542	12,166
Lampblack.....	"	461	1,080	...	...	68	158	393	922
Leather Strips.....	"	21	3,993	...	...	...	...	21	3,993
Lily Flowers, Dried.....	"	5,770	43,272	...	...	...	...	5,770	43,272
Liquorice.....	"	414	4,551	...	...	...	...	414	4,551
Manure-cake.....	"	876	4,922	...	...	...	...	876	4,922
Mats, Bamboo.....	<i>Pieces</i>	22,067	7,900	...	...	5,489	2,227	16,578	5,673
" Straw.....	"	133,900	26,804	...	...	65,210	14,151	68,690	12,653
Medicines.....	<i>Piculs</i>	6,808	55,536	4	88	327	1,765	6,477	53,683
Mushrooms.....	"	28	1,069	1	53	...	...	27	1,016
Oil, Bean.....	"	4,668	33,840	...	...	...	...	4,668	33,840

\* Steam Factory products.

TABLE No. IV.—TRADE IN NATIVE PRODUCE.—Imports and Re-exports—Continued.

DESCRIPTION OF GOODS.	Classifier of Quantity.	IMPORTS FROM CHINESE PORTS.		RE-EXPORTS TO CHINESE PORTS.		RE-EXPORTS TO FOREIGN COUNTRIES AND HONGKONG.		NET TOTAL IMPORTS.	
		Quantity.	Value.	Quantity.	Value.	Quantity.	Value.	Quantity.	Value.
Oil, Ground-nut .....	<i>Piculs</i>	614	<i>Hk. Ts</i> 5,959	...	...	...	...	614	5,959
" Sesamum .....	"	2,190	22,175	...	...	...	...	2,190	22,175
" Tea .....	"	1,357	12,287	...	...	23	254	1,334	12,033
" Wood .....	"	110	800	...	...	6	55	104	745
Opium, Native, Kiangsu .....	"	23.37	8,787	...	...	...	...	23.37	8,787
" " Szechwan .....	"	599.14	239,654	2.43	972	...	...	596.71	238,682
" " Yunnan .....	"	649.32	277,258	2.47	1,055	...	...	646.85	276,203
Ornaments .....	<i>Pieces</i>	35,927	2,289	...	...	31,726	411	4,201	1,878
Paper, 1st Quality .....	<i>Piculs</i>	379	9,188	...	...	301	7,570	78	1,618
Pears, Fresh .....	"	1,443	2,516	...	...	73	90	1,370	2,426
Pipes, Brass and White Metal .....	"	15,684	9,250	...	...	25	18	15,659	9,232
Potash .....	<i>Piculs</i>	1,179	10,063	4	39	630	5,939	545	4,085
Pottery, Earthenware .....	"	935	2,139	...	...	19	51	916	2,088
Prawn Husk .....	"	4,423	18,358	...	...	...	...	4,423	18,358
Prawns, Dried .....	"	19,162	226,107	...	...	...	...	19,162	226,107
Rice .....	"	150,003	330,007	...	...	...	...	150,003	330,007
Safflower .....	"	38	2,055	...	...	5	235	33	1,820
Sanshu .....	"	8,032	44,355	...	...	168	1,103	7,864	43,252
" Medicated .....	"	969	8,916	...	...	...	...	969	8,916
Seed, Lily Flower, or Lotus-nuts .....	"	342	8,242	...	...	6	178	336	8,064
" Melon .....	"	2,723	20,153	...	...	1	1	2,722	20,152
" Sesamum .....	"	13,380	60,208	...	...	...	...	13,380	60,208
Shoes and Boots, Silk and Cotton .....	<i>Pairs</i>	6,597	6,808	...	...	921	1,037	5,676	5,771
Silk, Raw, White .....	<i>Piculs</i>	6	1,654	...	...	...	...	6	1,654
" " Yellow .....	"	84	13,812	...	...	...	...	84	13,812
" " Wild .....	"	2	260	...	...	...	...	2	260
" Piece Goods .....	"	203	123,809	4	2,606	5	3,389	194	117,814
" Pongees, Shantung .....	"	3	576	...	...	...	...	3	576
" and Cotton Mixtures .....	"	12	2,643	...	...	1	138	11	2,505
" Thread .....	"	18	6,623	...	...	9	3,637	9	2,986
" Ribbons .....	"	7	3,031	...	...	...	167	7	2,864
Sinews, Cow .....	"	97	2,126	...	...	...	...	97	2,126
Skin (Fur) Clothing, Sheep .....	"	6,519	4,557	...	...	184	583	6,335	3,974
Stationery .....	<i>Value</i>	...	992	...	...	...	916	...	76
Tallow, Refuse .....	<i>Piculs</i>	1,535	7,128	...	...	...	...	1,535	7,128
Tea, Black .....	"	1,916	55,739	37	1,392	180	6,180	1,699	48,167
Tobacco, Leaf .....	"	18,653	116,419	...	...	2,331	17,018	16,322	99,401
" Prepared .....	"	179	3,453	...	...	116	2,378	63	1,075
Umbrellas, Paper (Kittysols) .....	<i>Pieces</i>	170,940	27,716	...	...	157,150	25,851	13,790	1,865
Vermicelli .....	<i>Piculs</i>	9,074	66,254	...	...	20	160	9,054	66,094
Wax, White .....	"	110	6,654	...	...	...	...	110	6,654
Wheat .....	"	98,549	179,061	3,635	8,216	...	...	94,914	170,845
Woollen and Cotton Mixtures .....	<i>Pieces</i>	1,411	2,099	...	...	260	396	1,151	1,703
Sundries, Unenumerated .....	<i>Value</i>	...	17,169	...	218	...	5,219	...	11,732
<b>TOTAL .....</b>	<i>Hk. Ts</i>	...	<b>4,759,365</b>	...	<b>15,279</b>	...	<b>164,779</b>	...	<b>4,579,307</b>

## SUMMARY.

IMPORTS from Newchwang.....	<i>Hk. Ts</i>	1,596,290	
"    "    Tientsin.....	"	59,796	
"    "    Chefoo.....	"	494,231	
"    "    Shasi.....	"	724	
"    "    Hankow.....	"	48,899	
"    "    Kiukiang.....	"	12,143	
"    "    Wuhu.....	"	3,864	
"    "    Chinkiang.....	"	8,767	
"    "    Shanghai.....	"	2,212,652	
"    "    Hangchow.....	"	83	
"    "    Ningpo.....	"	122,864	
"    "    Wenchow.....	"	13,039	
"    "    Foochow.....	"	153,251	
"    "    Swatow.....	"	32,762	
Total from Chinese Ports.....	<i>Hk. Ts</i>	4,759,365	
TOTAL NATIVE IMPORTS.....	<i>Hk. Ts</i>	4,759,365	
RE-EXPORTS to Shanghai.....	<i>Hk. Ts</i>	13,164	
"    "    Ningpo.....	"	71	
"    "    Foochow.....	"	437	
"    "    Swatow.....	"	1,607	
Total to Chinese Ports.....	<i>Hk. Ts</i>	15,279	
RE-EXPORTS to Hongkong.....	<i>Hk. Ts</i>	2,395	
"    "    Great Britain.....	"	28	
"    "    Singapore and Straits.....	"	21,339	
"    "    Philippine Islands.....	"	1,053	
"    "    Formosa.....	"	94,501	
"    "    Siam.....	"	276	
"    "    Java.....	"	45,187	
Total to Foreign Countries.....	<i>Hk. Ts</i>	164,779	
TOTAL NATIVE RE-EXPORTS.....	<i>Hk. Ts</i>	180,058	
NET TOTAL NATIVE IMPORTS.....	<i>Hk. Ts</i>	4,579,307	



TABLE No. V.—TRADE IN NATIVE PRODUCE.—Exports and Re-exports.

DESCRIPTION OF GOODS.	Classifier of Quantity.	EXPORTS TO FOREIGN COUNTRIES.		EXPORTS TO HONGKONG.		EXPORTS TO CHINESE PORTS.		TOTAL RE-EXPORTS TO FOREIGN COUNTRIES, HONGKONG, AND CHINESE PORTS.		TOTAL EXPORTS (including Re-exports).	
		Quantity.	Value.	Quantity.	Value.	Quantity.	Value.	Quantity.	Value.	Quantity.	Value.
Bags, Gunny	Pieces	22,850	Hk. \$s 979	...	Hk. \$s	208,750	Hk. \$s 10,099	...	Hk. \$s	231,600	Hk. \$s 11,078
" Hemp	"	209,650	8,286	...	...	22,250	679	...	...	231,900	8,965
Bamboo Brooms	"	116,875	3,352	28,020	734	3,990	106	...	...	148,885	4,192
" Split, Leaf, etc.	Piculs	4,635	14,698	5	22	4,953	9,847	...	...	9,593	24,567
Bamboos	Pieces	21,938	1,351	...	...	...	...	...	...	21,938	1,351
Bamboo ware	Piculs	230	4,094	1	22	1	24	441	9,697	673	13,837
Beancake	"	...	...	...	...	...	...	180	416	180	416
Beancurd	"	307	2,077	9	223	1	20	...	...	317	2,320
Beans, Black	"	44	89	...	...	...	...	...	...	44	89
" Green	"	83	181	...	...	15	29	1,737	4,743	1,835	4,953
" White and Yellow	"	29	60	6	13	...	...	4,603	11,830	4,638	11,903
Books, Printed	"	83	4,087	2	73	102	4,708	18	1,058	205	9,926
Boxes, Tin, Fancy	Pieces	40,560	5,033	37,530	403	...	...	...	...	78,090	5,436
Brassware	Piculs	32	843	6	165	...	...	19	620	57	1,628
Bricks and Tiles	Pieces	3,505,921	35,881	1,664,040	10,984	106,200	704	...	...	5,276,161	47,569
Camphor	Piculs	...	10	129	3,554	...	...	...	...	129	3,564
Cattle	Value	...	79	...	9,900	...	...	...	...	...	9,979
Chalk, Prepared	Piculs	2,021	5,996	...	...	...	...	...	...	2,021	5,996
China ware, Coarse	"	6,693	13,239	...	...	...	...	4	17	6,697	13,256
Cloth, Native (Nankeens)	"	256	9,549	...	...	...	...	114	5,301	370	14,850
Clothing, etc.	Value	...	1,613	...	483	...	7	...	20	...	2,123
Cotton, Raw	Piculs	163	3,542	...	...	...	...	386	9,968	549	13,510
Cuttle-fish	"	31	1,215	1	26	...	...	6	70	38	1,311
Fire-crackers and Fireworks	"	860	11,175	...	...	...	...	...	...	860	11,175
Fish, Dried and Salt	"	1,165	6,807	11	57	...	...	21	134	1,197	6,998
Fishing Nets	"	582	28,749	...	...	4	190	...	...	586	28,939
Flour, Arrowroot	"	149	2,043	52	693	...	...	...	...	201	2,736
" Potato	"	...	...	...	...	1,754	4,699	...	...	1,754	4,699
Flower Roots	Pieces	315,060	6,255	1,715,656	34,442	363,381	7,163	...	...	2,394,097	47,860
Fruits, Dried and Salted, Un- classified	Piculs	313	1,154	...	...	9	28	24	43	346	1,225
" Fresh, Unclassed	"	470	501	...	...	316	457	64	90	850	1,048
Furniture	Value	...	3,035	...	710	...	952	...	586	...	5,283
Garlic	Piculs	12,143	21,111	35	61	...	...	...	...	12,178	21,172
Glassware	"	30	1,953	...	...	...	...	18	1,401	48	3,354
Gold Leaf, Real	Sheets	13,850,000	13,559	48,000	47	...	...	...	...	13,898,000	13,606
" Thread, Imitation	"	15	809	7	389	...	...	...	...	22	1,198
Grasscloth, Coarse	"	59	4,386	...	...	...	...	...	...	59	4,386
" Fine	"	96	14,901	5	801	...	...	...	...	101	15,702
Hair, Human	"	67	3,917	2	13	...	...	...	...	69	3,930
Hemp Sacking	Pieces	25,450	1,865	...	...	190,860	13,994	...	...	216,310	15,859
" Skin	Piculs	2,475	10,080	258	1,024	1,369	6,003	...	...	4,102	17,107
" Twine and Thread	"	373	11,175	...	...	...	...	...	...	373	11,175
Hempcloth	"	118	2,341	...	...	...	...	...	...	118	2,341
Iron Pans	"	2,110	8,036	...	...	...	...	4,900	16,911	7,010	24,947
Ironware	"	820	10,513	47	744	10	210	11	187	888	11,654
Joss Sticks	"	2,684	21,850	21	186	17	135	1	8	3,723	22,179
Lace	Value	...	1,650	...	...	...	524	...	...	...	2,174
Lacquerware	Piculs	37	1,141	...	...	...	...	1	44	38	1,185
Lichees, Dried	"	15	87	2	9	2,478	15,342	...	...	2,495	15,438
" Fresh	"	203	301	...	...	900	1,332	...	...	1,103	1,633
Lung-ngan Pulp	"	19	208	...	...	371	3,028	...	...	390	3,236
Lung-ngans, Dried	"	1,353	9,063	9	60	7,418	51,601	...	...	8,780	60,724
Mats, Bamboo	Pieces	...	...	...	...	...	...	5,489	2,227	5,489	2,227
" Straw	"	5,370	193	...	...	...	...	65,210	14,151	70,580	14,344
Medicine Tea	Piculs	7	99	102	1,093	25	437	...	...	134	1,620
Medicines	"	2,198	13,650	140	2,734	362	2,291	331	1,853	3,031	20,528
Oil, Camphor	"	...	...	26	995	...	...	...	...	26	995
Opium, Native, Boiled	"	0.02	12	0.87	676	...	...	...	...	0.89	688
" " Fuhkien	"	0.21	78	...	...	...	...	...	...	0.21	78

TABLE No. V.—TRADE IN NATIVE PRODUCE.—Exports and Re-exports—Continued.

DESCRIPTION OF GOODS.	Classifier of Quantity.	EXPORTS TO FOREIGN COUNTRIES.		EXPORTS TO HONGKONG.		EXPORTS TO CHINESE PORTS.		TOTAL RE-EXPORTS TO FOREIGN COUNTRIES, HONGKONG, AND CHINESE PORTS.		TOTAL EXPORTS (including Re-exports).	
		Quantity.	Value.	Quantity.	Value.	Quantity.	Value.	Quantity.	Value.	Quantity.	Value.
Opium, Native, Szechwan.....	<i>Piculs</i>	...	...	...	...	...	...	2.43	972	2.43	972
"    "    Yunnan.....	"	...	...	...	...	...	...	2.47	1,055	2.47	1,055
Oranges, Fresh.....	"	454	1,079	...	...	53	145	24	63	531	1,287
Ornaments.....	<i>Pieces</i>	691,838	2,403	4,341	103	...	...	31,726	410	727,905	2,916
Oysters, Dried.....	<i>Piculs</i>	564	9,125	11	321	...	...	...	...	575	9,446
Paper, 1st Quality.....	"	35,645	740,801	3,170	66,557	580	11,770	301	7,570	39,696	826,698
"    2nd.....	"	10,888	54,013	293	1,410	20	90	28	175	11,229	55,688
"    Cuttings.....	"	2	7	1	10	438	1,750	...	...	441	1,767
Persimmons, Dried.....	"	794	3,463	29	100	...	...	...	...	823	3,563
Pickles, Salted.....	"	835	2,464	...	...	...	...	...	...	835	2,464
Potash.....	"	111	922	100	796	...	...	635	5,978	846	7,696
Potatoes, Dried.....	"	6,592	18,401	228	605	130	375	52	78	7,002	19,459
Pottery, Earthenware.....	"	2,452	5,379	25	52	...	...	19	51	2,496	5,482
Preserves.....	"	1,555	12,499	423	3,451	3,529	29,011	5	54	5,512	45,015
Provisions.....	<i>Value</i>	...	5,641	...	156	...	...	...	...	...	5,797
Pumpeloes, Fresh.....	<i>Piculs</i>	4,172	8,230	176	332	13,185	13,322	...	...	17,533	21,884
Rice, Boiled and Dried.....	"	280	1,123	...	...	...	...	...	...	280	1,123
Samsu.....	"	592	3,340	...	...	2	9	168	1,103	762	4,452
"    Medicated.....	"	6,299	59,620	892	11,314	10	120	...	...	7,201	71,054
Seed, Flower.....	"	25	216	33	266	1,713	13,747	...	...	1,771	14,229
"    Vegetable.....	"	471	3,411	104	839	...	...	...	...	575	4,250
Shell-fish.....	"	139	1,002	33	288	...	...	...	...	172	1,290
Shoes and Boots, Silk and Cotton.....	<i>Pairs</i>	34,877	18,156	329	231	240	127	921	1,037	36,367	19,551
Silk, Refuse.....	<i>Piculs</i>	...	...	...	...	17	1,412	...	...	17	1,412
"    Piece Goods.....	"	1	494	...	...	...	...	8	5,995	9	6,489
"    Thread.....	"	18	6,177	...	...	...	...	9	3,637	27	9,814
Skin (Fur) (Clothing, Sheep.....	<i>Pieces</i>	1,601	1,051	...	...	...	...	184	583	1,785	1,634
Stationery.....	<i>Value</i>	...	866	...	110	...	66	...	916	...	1,958
Stone, Granite.....	<i>Pieces</i>	8,266	5,923	19	14	...	...	...	...	8,285	5,937
"    Mills, Pestles, and Mortars.....	"	17,718	1,224	...	...	...	...	...	...	17,718	1,224
Sugar, Brown.....	<i>Piculs</i>	44	131	...	...	39,713	122,464	...	...	39,757	122,595
"    Candy.....	"	37	310	488	4,131	34,156	290,667	...	...	34,681	295,108
"    White.....	"	...	...	18	103	4,058	23,361	...	...	4,076	23,464
Tea, Black.....	"	4,566	67,953	2,123	27,484	143	1,913	217	7,572	7,049	104,922
Timber, Planks, Soft-wood.....	<i>Sq. feet</i>	50,427	1,452	...	...	...	...	...	...	50,427	1,452
Tin-foil.....	<i>Piculs</i>	121	7,347	...	...	...	...	...	...	121	7,347
Tobacco, Leaf.....	"	3,538	21,335	1	8	...	...	2,331	17,018	5,870	38,361
"    Prepared.....	"	16,293	276,684	27	456	356	5,929	116	2,378	16,792	285,447
Turnips, Dried and Salted.....	"	5,879	13,879	23	56	...	...	...	...	5,902	13,935
Umbrellas, Paper (Kittysols).....	<i>Pieces</i>	89,888	9,082	1,850	161	...	...	157,150	25,851	248,888	35,094
Vegetables.....	<i>Piculs</i>	6,922	5,104	29	115	...	...	87	162	7,038	5,381
Vermicelli and Macaroni.....	"	13,075	50,427	213	855	381	1,506	20	160	13,689	52,948
Vermilion.....	"	...	12	11	1,004	44	4,029	...	...	55	5,045
Wheat.....	"	...	...	...	...	...	...	3,635	8,216	3,635	8,216
Wood, Planks, Tea.....	<i>Boxes</i>	426,815	32,209	...	...	...	...	15,500	880	442,315	33,089
"    Poles.....	<i>Pieces</i>	5,379	1,260	...	...	...	...	...	...	5,379	1,260
Woodware.....	<i>Piculs</i>	166	2,985	30	563	...	...	2	35	198	3,583
Zinc, Old.....	"	...	...	406	1,740	58	257	...	...	464	1,997
Sundries, Unenumerated.....	<i>Value</i>	...	35,333	...	2,239	...	7,149	...	6,734	...	51,455
TOTAL.....	<i>Hk. Tls.</i>	...	1,821,484	...	197,206	...	663,828	...	180,058	...	2,862,576

## SUMMARY.

To—	EXPORTS.		RE-EXPORTS.		TOTAL EXPORTS AND RE-EXPORTS.	
	<i>Hk. Ts</i>	<i>Hk. Ts</i>	<i>Hk. Ts</i>	<i>Hk. Ts</i>	<i>Hk. Ts</i>	<i>Hk. Ts</i>
Great Britain.....	2,614		28		2,642	
Singapore and Straits.....	841,442		21,339		862,781	
British America.....	30		...		30	
United States of America and Sand- wich Islands.....	6,454		...		6,454	
Philippine Islands.....	105,518		1,053		106,571	
Japan.....	810		...		810	
Formosa.....	470,051		94,501		564,552	
Cochin China, Tonkin, and Annam..	11,946		...		11,946	
Siam.....	80,931		276		81,207	
Java.....	301,688		45,187		346,875	
Hongkong.....	197,206		2,395		199,601	
Total to Foreign Countries.....		2,018,690		164,779		2,183,469
Newchwang.....	3,261		...		3,261	
Tientsin.....	120,674		...		120,674	
Chefoo.....	41,167		...		41,167	
Ichang.....	619		...		619	
Shasi.....	120		...		120	
Hankow.....	2,149		...		2,149	
Kiukiang.....	29		...		29	
Wuhu.....	195		...		195	
Chinkiang.....	19,872		...		19,872	
Shanghai.....	387,391		13,164		400,555	
Ningpo.....	55,439		71		55,510	
Wenchow.....	3,289		...		3,289	
Foochow.....	20,373		487		20,810	
Swatow.....	9,250		1,607		10,857	
Total to Chinese Ports.....		663,828		15,279		679,107
GRAND TOTAL.....		2,682,518		180,058		2,862,576

## TABLE No. VI.—TRANSIT TRADE.

a.—Table showing the Destinations of the various Goods forwarded under Transit Passes to the Interior during the Year 1904.

DESCRIPTION OF GOODS.	Classifier of Quantity.	FUHKIEN.		DESCRIPTION OF GOODS.	Classifier of Quantity.	FUHKIEN.	
		Quantity.	Value.			Quantity.	Value.
COTTON GOODS.		Hk. Hs		Iron and Mild Steel, New—continued:—		Hk. Hs	
Shirtings, Grey, Plain:—				Nails, Wire.....	Piculs	838	3,350
7 lb. and under, English.....	Pieces	1,022	1,737	Plate Cuttings.....	"	812	1,787
Over 7 lb. and not over 9 lb., English...	"	980	2,352	Sheets and Plates.....	"	243	715
"  9 lb. and not over 11 lb., ".....	"	931	2,840	Wire.....	"	226	1,128
Shirtings, White, Plain, English.....	"	1,560	6,084	Iron and Mild Steel, Old.....	"	267	2,751
Drills, over 12½ lb., American.....	"	15	53	Lead, in Pigs and Bars.....	"	736	4,197
T-Cloths, 32 inches by 24 yards, English..	"	4,905	9,320	Quicksilver.....	"	1	56
"                    " Japanese.....	"	120	168	Steel, Bars.....	"	217	1,946
Lawns, White, 12 yards.....	"	300	475	Tin, Slabs.....	"	106	4,629
Printed Cottons:—				Tinned Plates, Decorated.....	"	13	100
Printed Chintzes, Plain Cotton Prints, and Printed Shirtings.....	Pieces	1,053	2,317	"      Plain.....	"	5	30
"  Reversible Cretonnes.....	Yards	230	68				
Dyed Cottons:—				SCUNDRIES.			
Cotton Italians, Plain, Coloured.....	Pieces	1,538	7,767	Aniseed, Star, 1st Quality.....	Piculs	43	1,105
"  Reps and Ribs, Plain.....	"	49	245	"          "  2nd      ".....	"	89	1,200
"  Italians, Figured.....	"	303	1,682	Ashes, Paper.....	"	65	231
"  Shirtings, Figured, Brocaded, and Spotted.....	"	681	2,724	Awabi.....	"	29	1,317
Dyed Lenos and Balzarines.....	"	81	194	Bicho de Mar, Black.....	"	5	242
"  Leno Brocades.....	"	42	197	"          White.....	"	2,523	50,455
"  Shirtings and Sheetings, Plain.....	"	233	909	Birds Nests, 1st Quality.....	Catties	3	84
"  Turkey Red Shirtings.....	"	222	544	"          2nd      ".....	"	18	270
Cotton Spanish Stripes, 32 inches.....	"	29	78	"          3rd      ".....	"	4	12
"  Flannel, Plain, Dyed, and Printed, English.....	"	587	2,154	Bones, Cow and Pig.....	Piculs	2,612	3,883
"          Striped, Japanese.....	"	530	1,599	Braid, Llama.....	"	5	594
Crimp Cloth, Japanese.....	Yards	17,250	1,725	Candles.....	"	23	395
Mottles, Denims, and Mahomedans.....	"	4,690	469	Cardamoms, Inferior.....	"	10	291
Japanese Cotton Cloth.....	"	10,976	457	"          Superior.....	"	1	200
"          Crape.....	"	20,756	1,079	Cassia Twigs.....	"	91	333
Velvets and Velveteens, Plain, 22 inches...	"	2,135	320	Cement.....	"	102	102
Cotton Blankets.....	Pieces	3	2	China-root.....	"	42	500
Handkerchiefs, Plain, Dyed, and Printed..	Dozens	51	230	Cinnamon.....	"	6	602
Towels, Honeycomb and Huckaback.....	"	800	320	Clams, Dried.....	"	323	5,816
Cotton Goods, Unclassed.....	Yards	1,329	88	Clocks.....	Pieces	243	456
"  Yarn, Grey and Bleached, Hongkong	Piculs	183	4,476	Cockles, Dried.....	Piculs	3,401	34,013
"          "          "          Indian.....	"	12,486	317,144	Compy.....	"	50	2,297
"  Thread, on Spools.....	Gross	302	755	Cuttle-fish.....	"	2,506	37,591
				Dates, Black.....	"	24	217
				"          Red.....	"	18	92
WOOLLEN AND COTTON MIXTURES.				Dyes, Colours, and Paints:—			
Union Cloth.....	Yards	216	540	Aniline.....	Value	...	702
				Bark, Mangrove.....	Piculs	8,307	12,460
WOOLLEN GOODS.				Laka-wood.....	"	84	420
Camlets, English.....	Pieces	417	4,754	Lead, Red.....	"	22	195
Lastings.....	"	15	140	"          White.....	"	237	2,367
Long Ells.....	"	20	107	Sapanwood.....	"	777	1,942
Spanish Stripes.....	Yards	835	501	Turmeric.....	"	121	496
Woollen and Worsted Yarn and Cord.....	Piculs	8	558	Ultramarine.....	"	13	143
				Vermilion.....	"	1	101
METALS.				Dyes, Colours, and Paints, Unclassed...	"	46	974
Brass and Yellow Metal:—				Fans, Palm-leaf, Coarse.....	Pieces	176,500	1,059
Sheets and Plates.....	Piculs	8	190	"          "          Fine.....	"	20,170	201
Unclassed.....	"	4	170	Fish, Dried.....	Piculs	5,673	52,471
Iron and Mild Steel, New:—				"          Salt.....	"	6,930	31,612
Angles.....	Piculs	2	6	Flour.....	"	16,508	58,731
Bars.....	"	157	438	"          Yam.....	"	22	73
Nail-rod.....	"	175	523	Fungus.....	"	16	565

a.—Destinations of the various Goods forwarded under Transit Passes to the Interior—Continued.

DESCRIPTION OF GOODS.	Classifier of Quantity.	FUHKIEN.		DESCRIPTION OF GOODS.	Classifier of Quantity.	FUHKIEN.	
		Quantity.	Value.			Quantity.	Value.
			<i>Hk. Ts</i>				<i>Hk. Ts</i>
Glass, Window.....	<i>Boxes</i>	315	2,060	Seed, Melon.....	<i>Piculs</i>	180	1,036
Glassware.....	<i>Piculs</i>	29	758	„ Senna.....	„	299	934
Glue.....	„	44	888	„ Sesamum.....	„	1,501	6,708
Gum Benjamin.....	„	23	407	Shell-fish.....	„	47	1,026
Hemp.....	„	203	2,031	Shrimps, Dried.....	„	2,250	19,866
Hide Cuttings.....	„	576	3,098	Silk, Raw, Yellow.....	„	3	855
Isinglass, Vegetable.....	„	26	1,423	Sinews, Cow.....	„	2,754	59,835
Lamps.....	<i>Pieces</i>	3,181	633	„ Deer.....	„	125	4,375
Leather, Cow.....	<i>Piculs</i>	7	171	Skins, Pig.....	„	113	1,496
Lily Flowers, Dried.....	„	4,000	29,684	Soap, Household and Laundry.....	„	139	7,757
Matches, Wood, Japan.....	<i>Gross</i>	171,030	43,100	Soda, Caustic.....	„	149	670
Medicines.....	<i>Piculs</i>	481	5,750	Sugar, Refined.....	„	557	2,980
	<i>Value</i>	...	4,209	„ White.....	„	2,054	10,065
Milk, Condensed, in Tins.....	<i>Dozens</i>	208	302	Tallow, Animal.....	„	30	299
Mushrooms.....	<i>Piculs</i>	30	1,519	„ Refuse.....	„	1,612	9,163
Mussels, Dried.....	„	1,866	27,987	Tobacco, Leaf.....	„	22	631
Oil, Fish.....	„	119	328	Varnish.....	„	196	3,927
„ Ground-nut.....	„	240	2,293	Vermicelli.....	„	296	2,281
„ Kerosene, American.....	<i>Galls.</i>	132,200	26,043	Wax, Paraffin.....	„	213	1,471
„ „ Borneo, in bulk.....	„	662,210	89,398	„ Yellow.....	„	30	681
„ „ Burma.....	„	4,500	752	Wheat.....	„	381	816
„ „ Russian.....	„	15,000	2,520	Wood, Fragrant.....	„	42	1,635
„ „ Sumatra.....	„	10,000	1,677	Sundries, Unenumerated.....	<i>Value</i>	...	6,607
„ „ in bulk.....	„	1,342,470	220,165				
„ (Kerosene) Cans.....	<i>Pieces</i>	288,984	25,430	TOTAL.....	<i>Hk. Ts</i>	1,358,567	
„ Wood.....	<i>Piculs</i>	190	1,308				
Paper, Printing.....	„	202	1,877	CHINESE COTTON GOODS.*			
„ other kinds.....	<i>Value</i>	...	1,800	Cotton Yarn, Shanghai.....	<i>Piculs</i>	161	3,001
Putchuck.....	<i>Piculs</i>	10	164	„ „ Ningpo.....	„	30	561
Rattans, Whole.....	„	505	4,040				
Sago.....	„	362	1,682	GRAND TOTAL.....	<i>Hk. Ts</i>	1,362,129	
Sandalwood.....	„	489	3,958				

\* Steam Factory products.

b.—Table showing the Provinces from which Native Goods were brought under Transit Passes during the Year 1904.

DESCRIPTION OF GOODS.	Classifier of Quantity.	FUHKIEN.		DESCRIPTION OF GOODS.	Classifier of Quantity.	FUHKIEN.	
		Quantity.	Value.			Quantity.	Value.
			<i>Hk. Ts</i>				<i>Hk. Ts</i>
Bags, Hemp.....	<i>Pieces</i>	152,700	6,148	Persimmons, Dried.....	<i>Piculs</i>	72	360
Camphor.....	<i>Piculs</i>	118	3,065	Preserves.....	„	550	4,402
Cloth, Native (Nankeens).....	„	110	4,065	Seed, Flower.....	„	227	1,818
Grasscloth, Coarse.....	„	55	3,589	Sugar, Brown.....	„	16,080	54,672
Hemp Sacking.....	<i>Pieces</i>	114,054	8,362	„ Candy.....	„	12,534	106,536
„ Skin.....	<i>Piculs</i>	402	1,627	„ White.....	„	1,773	10,017
Iron Pans.....	„	788	3,153	Timber, Planks, Soft-wood.....	<i>Sq. feet</i>	39,378	1,024
Ironware.....	„	36	144	Tobacco, Leaf.....	<i>Piculs</i>	1,577	9,176
Lichees, Dried.....	„	2	12	„ Prepared.....	„	6,969	113,601
Lung-ngans, Dried.....	„	792	5,147	Vermilion.....	„	50	4,463
Medicines.....	<i>Value</i>	...	856	Wood, Poles.....	<i>Pieces</i>	3,570	750
Oil, Camphor.....	<i>Piculs</i>	26	1,012	Sundries, Unenumerated.....	<i>Value</i>	...	1,588
Oranges, Fresh.....	„	170	341				
Paper, 1st Quality.....	„	4,486	89,713	TOTAL.....	<i>Hk. Ts</i>	438,751	
„ 2nd „.....	„	622	3,110				

c.—Table showing the Number of Passes issued for, and the Amount of Duties collected on, Foreign Goods forwarded to the Interior under Transit Passes, as divided between the various Nationalities, during the Year 1904.

QUARTER.	BRITISH.		AMERICAN.		GERMAN.		FRENCH.		DUTCH.	
	No. of Passes.	Transit Dues.	No. of Passes.	Transit Dues.	No. of Passes.	Transit Dues.	No. of Passes.	Transit Dues.	No. of Passes.	Transit Dues.
		<i>Hk. ₧m.c.c.</i>		<i>Hk. ₧m.c.c.</i>		<i>Hk. ₧m.c.c.</i>		<i>Hk. ₧m.c.c.</i>		<i>Hk. ₧m.c.c.</i>
1st quarter.....	317	2,023.9.1.6	17	75.5.5.8	235	698.6.2.8	5	36.6.9.8	38	181.2.0.5
2nd ".....	403	3,141.7.7.6	26	121.0.0.0	235	938.3.6.1	...	...	55	161.6.0.9
3rd ".....	592	4,682.5.9.0	34	160.3.6.5	312	1,450.9.1.1	...	...	45	132.5.5.6
4th ".....	396	4,113.5.2.4	33	206.3.9.4	121	639.6.8.6	...	...	47	254.5.2.6
TOTAL.....	1,708	13,961.8.0.6	110	563.3.1.7	903	3,727.5.8.6	5	36.6.9.8	185	729.8.9.6

QUARTER.	SPANISH.		JAPANESE.		CHINESE.		TOTAL.	
	No. of Passes.	Transit Dues.	No. of Passes.	Transit Dues.	No. of Passes.	Transit Dues.	No. of Passes.	Transit Dues.
		<i>Hk. ₧m.c.c.</i>		<i>Hk. ₧m.c.c.</i>		<i>Hk. ₧m.c.c.</i>		<i>Hk. ₧m.c.c.</i>
1st quarter.....	13	35.4.7.7	140	740.5.0.1	1	0.1.0.0	766	3,792.0.8.3
2nd ".....	32	121.1.4.2	220	1,195.9.9.6	1	0.3.5.8	972	5,680.2.4.2
3rd ".....	16	50.9.6.7	298	2,168.7.8.0	...	...	1,297	8,646.1.6.9
4th ".....	10	42.9.6.9	267	2,326.5.1.4	3	4.3.6.6	877	7,587.9.7.9
TOTAL.....	71	250.5.5.5	925	6,431.7.9.1	5	4.8.2.4	3,912 *	25,706.4.7.3

\* Not including 41 Passes for Chinese Cotton Goods.

d.—Table showing the Number of Passes surrendered for, and the Amount of Duties collected on, Native Goods brought from the Interior under Transit Passes, as divided between the various Nationalities, during the Year 1904.

QUARTER.	BRITISH.		AMERICAN.		DUTCH.		SPANISH.		JAPANESE.		TOTAL.	
	No. of Passes.	Transit Dues.	No. of Passes.	Transit Dues.	No. of Passes.	Transit Dues.	No. of Passes.	Transit Dues.	No. of Passes.	Transit Dues.	No. of Passes.	Transit Dues.
		<i>Hk. ₧m.c.c.</i>		<i>Hk. ₧m.c.c.</i>		<i>Hk. ₧m.c.c.</i>		<i>Hk. ₧m.c.c.</i>		<i>Hk. ₧m.c.c.</i>		<i>Hk. ₧m.c.c.</i>
1st quarter.....	35	622.6.2.6	...	...	4	124.6.9.5	18	407.2.0.1	26	505.5.9.4	83	1,660.1.1.6
2nd ".....	29	916.0.9.6	...	...	5	205.1.8.7	11	246.8.5.3	37	599.0.0.2	82	1,967.1.3.8
3rd ".....	27	1,230.0.3.5	...	...	5	147.1.5.0	9	270.6.0.2	16	379.2.8.5	57	2,027.0.7.2
4th ".....	15	525.7.1.9	1	7.3.5.0	7	326.8.1.3	10	319.1.9.7	26	423.8.0.4	59	1,602.8.8.3
TOTAL.....	106	3,294.4.7.6	1	7.3.5.0	21	803.8.4.5	48	1,243.8.5.3	105	1,907.6.8.5	281	7,257.2.0.9

TABLE No. VII.—DUTIES.

a.—Duties paid under each Flag, for the Year ended 31st December 1904.

FLAG.	IMPORT.	EXPORT.	COAST TRADE.	TONNAGE.	TRANSIT.	OPIUM LIKIN.	TOTAL.
	<i>Hk. \$m.c.c.</i>	<i>Hk. \$m.c.c.</i>	<i>Hk. \$m.c.c.</i>	<i>Hk. \$m.c.c.</i>	<i>Hk. \$m.c.c.</i>	<i>Hk. \$m.c.c.</i>	<i>Hk. \$m.c.c.</i>
British.....	143,321.2.9.1	66,014.7.6.0	29,282.4.3.2	30,389.4.0.0	17,256.2.8.2	223,444.6.0.0	509,708.7.6.5
American.....	74.1.6.2	115.7.8.9	...	6,021.0.0.0	570.6.6.7	...	6,781.6.1.8
German.....	45,834.5.7.8	13,765.1.4.9	2,113.9.3.2	4,339.6.0.0	3,727.5.8.6	22,157.2.0.0	91,938.0.4.5
French.....	...	1.7.0.0	2,743.6.0.4	...	36.6.9.8	...	2,782.0.0.2
Dutch.....	10,003.7.5.6	9,376.0.6.2	...	1,952.0.0.0	1,533.7.4.1	...	22,865.5.5.9
Spanish.....	...	...	...	19.5.0.0	1,494.4.0.8	...	1,513.9.0.8
Norwegian.....	25,588.7.9.7	5,812.3.8.0	22.4.9.0	1,045.2.0.0	...	19,087.2.0.0	51,556.0.6.7
Japanese.....	7,322.6.1.8	3,492.1.7.5	...	97.6.0.0	8,339.4.7.6	8,976.4.0.0	28,228.2.6.9
Chinese.....	112.5.8.5	8,206.9.1.3	8,979.1.4.2	886.2.0.0	4.8.2.4	88.0.0.0	18,277.6.6.4
On Opium.....	102,657.5.3.0	40.5.5.0	79.5.2.5	...	...	...	102,777.6.0.5
TOTAL.....	334,915.3.1.7	106,825.4.7.8	43,221.1.2.5	44,750.5.0.0	32,963.6.8.2	273,753.4.0.0	836,429.5.0.2*

\* 15 Drawbacks marked for cash payment during the year, to be deducted from this total ..... *Hk. \$s* 200.9.9.6

b.—Comparative Table of Duties collected, for the Years 1895 to 1904.

YEARS.	IMPORT (exclusive of Opium).	EXPORT (exclusive of Opium).	COAST TRADE (exclusive of Opium).	OPIUM (Import, Export, and Coast Trade).	TONNAGE.	TRANSIT.	OPIUM LIKIN.	TOTAL.
	<i>Hk. \$m.c.c.</i>	<i>Hk. \$m.c.c.</i>	<i>Hk. \$m.c.c.</i>	<i>Hk. \$m.c.c.</i>	<i>Hk. \$m.c.c.</i>	<i>Hk. \$m.c.c.</i>	<i>Hk. \$m.c.c.</i>	<i>Hk. \$m.c.c.</i>
1895.....	172,447.3.2.3	163,672.8.4.6	26,063.7.1.2	72,444.8.5.0	50,642.9.0.0	23,434.4.8.9	192,444.4.0.0	701,150.5.2.0
1896.....	171,122.1.0.2	208,194.4.9.9	36,968.3.6.9	114,852.6.7.5	72,850.2.0.0	27,225.2.2.0	305,425.8.0.0	936,638.8.6.5
1897.....	168,256.9.7.2	146,154.3.9.7	40,071.9.3.2	129,499.1.2.5	38,145.9.0.0	27,025.3.6.9	344,518.6.0.0	893,672.2.9.5
1898.....	168,739.7.5.6	135,660.0.6.7	41,926.1.5.1	113,850.7.5.0	35,329.8.0.0	31,041.0.8.2	303,177.4.0.0	829,725.0.0.6
1899.....	170,321.6.3.0	135,285.7.7.3	52,564.5.2.7	89,667.1.5.0	42,632.2.0.0	36,506.2.4.3	238,792.4.0.0	765,769.9.2.3
1900.....	166,695.1.8.1	113,384.0.1.4	48,456.6.8.3	74,942.1.7.5	41,765.8.0.0	23,840.1.3.3	196,745.8.0.0	665,829.7.8.6
1901.....	182,285.7.0.4	108,521.6.0.8	52,428.1.0.7	76,805.2.5.0	38,542.4.0.0	27,151.9.3.0	204,814.0.0.0	690,548.9.9.9
1902.....	210,355.4.4.6	102,487.9.0.9	48,782.3.7.6	104,885.0.5.0	40,794.9.0.0	30,518.6.3.6	278,902.8.0.0	816,727.1.1.7
1903.....	220,577.4.3.9	104,666.4.7.7	51,749.8.9.9	117,611.2.9.5	50,129.3.0.0	29,747.0.5.6	313,549.2.0.0	888,030.6.6.6
1904.....	232,257.7.8.7	106,784.9.2.8	43,141.6.0.0	102,777.6.0.5	44,750.5.0.0	32,963.6.8.2	273,753.4.0.0	836,429.5.0.2

## B.—SPECIAL TABLES.

TABLE No. 1.—IMPORT TRADE.

Comparative Table of the principal Articles of Import, for the Years 1895 to 1904.

DESCRIPTION OF GOODS.	Classifier of Quantity.	1895.	1896.	1897.	1898.	1899.	1900.	1901.	1902.	1903.	1904.
<b>OPIUM.</b>											
Benares .....	<i>Piculs</i>	1,955	1,538	2,223	2,660	2,506	2,279	2,300	2,590	2,338	2,030
Malwa .....	"	99	75	63	60	81	81	94	73	41	45
Patna .....	"	11	239	39	5	58	12	97	46	90	22
Persian .....	"	362	1,966	1,981	1,054	339	86	65	776	1,450	1,325
<b>COTTON GOODS.</b>											
Shirtings, Grey .....	<i>Pieces</i>	32,132	14,457	34,743	31,481	28,862	24,755	36,113	25,547	27,235	32,415
"    White .....	"	42,846	55,050	55,615	53,030	60,648	47,358	67,810	44,093	52,572	53,748
Drills .....	"	1,162	1,145	1,399	1,329	1,459	684	1,841	690	992	811
T-Cloths .....	"	53,600	52,510	62,254	70,993	65,016	55,475	74,419	57,261	66,625	51,515
Lawns .....	"	4,007	7,697	4,665	2,985	2,370	2,544	4,100	2,130	4,213	4,075
Dyed Shirtings, Figured and Plain .....	"	10,738	9,369	11,711	14,872	19,199	19,614	18,776	20,754	16,985	16,955
Turkey Red Shirtings .....	"	7,003	9,370	8,656	8,839	7,451	5,663	6,459	6,725	8,709	8,373
Cotton Yarn .....	<i>Piculs</i>	50,577	65,780	59,027	84,228	60,675	51,886	67,393	54,928	54,821	59,203
<b>WOOLLEN GOODS.</b>											
Camlets, English .....	<i>Pieces</i>	2,866	3,191	3,942	3,599	3,863	3,786	4,279	3,943	4,345	4,408
Cloth, Broad and Medium .....	{ <i>Yards</i>	133	217	185	200	294	131	321	201	...	...
Lastings .....	<i>Pieces</i>	716	1,026	996	786	1,172	757	957	884	810	758
Long Ells .....	"	770	1,354	898	553	1,234	1,064	764	509	764	871
Spanish Stripes .....	{ <i>Yards</i>	1,071	1,040	1,191	1,123	1,051	883	1,131	745	...	...
Woollen Yarn and Braid .....	<i>Piculs</i>	411	484	523	507	601	414	440	416	408	470
<b>METALS.</b>											
Iron, Bars and Nail-rod .....	<i>Piculs</i>	1,850	2,075	1,946	1,359	1,415	1,001	1,831	1,372	2,217	1,993
"    Old .....	"	12,963	8,137	2,537	6,772	7,200	4,917	4,709	5,057	1,888	4,388
Lead, in Pigs .....	"	3,542	1,742	1,755	1,182	1,358	1,630	2,163	1,113	1,687	1,413
Quicksilver .....	"	202	272	212	233	225	206	241	187	262	231
Tin, Slabs .....	"	6,111	10,616	5,598	5,457	4,866	7,012	6,792	4,017	5,722	4,781
<b>SUNDRIES.</b>											
Bicho de Mar, Black and White .....	<i>Piculs</i>	2,996	6,784	7,066	6,764	6,216	5,965	5,155	7,394	7,888	6,899
Cotton, Raw, Indian .....	"	183	9,311	9,778	7,457	4,650	91	3,577	616	385	31



Comparative Table of the principal Articles of Import—Continued.

DESCRIPTION OF GOODS.	Classifier of Quantity.	1895.	1896.	1897.	1898.	1899.	1900.	1901.	1902.	1903.	1904.
Fish, Dried.....	<i>Piculs</i>	12,589	13,603	20,021	5,424	13,662	11,212	13,365	6,248	4,638	11,124
Flour.....	"	126,327	106,743	52,089	98,898	161,591	149,639	201,913	155,704	115,567	137,862
Matches, Wood, Japan.....	<i>Gross</i>	612,583	571,207	447,650	623,335	632,850	661,080	455,402	595,347	578,314	515,970
Mats, Tea and Straw.....	<i>Pieces</i>	803,600	1,430,709	1,053,149	966,334	802,484	1,017,912	742,755	911,999	869,200	772,467
Oil, Kerosene.....	<i>Galls.</i>	3,113,047	2,639,339	3,830,920	2,647,126	3,110,864	3,786,580	3,275,019	2,716,170	2,899,310	4,283,130
Prawns and Shrimps, Dried.....	<i>Piculs</i>	20,080	15,695	12,386	11,586	11,250	11,518	10,280	10,043	9,773	11,853
Rice.....	"	277,646	402,226	46,374	265,707	1,024,002	298,884	216,155	1,181,145	181,671	331,964

TABLE No. 2.—EXPORT TRADE.

Comparative Table of the principal Articles of Export, for the Years 1895 to 1904.

DESCRIPTION OF GOODS.	Classifier of Quantity.	1895.	1896.	1897.	1898.	1899.	1900.	1901.	1902.	1903.	1904.
Bags, Hemp.....	<i>Pieces</i>	519,425	503,175	429,307	316,980	325,600	325,490	336,250	394,850	292,500	231,900
Bricks and Tiles.....	"	3,416,130	4,348,439	4,244,023	4,079,689	5,059,599	4,645,858	3,980,568	4,481,488	4,563,995	5,276,161
Chinaware, Coarse.....	<i>Piculs</i>	25,506	18,386	12,868	10,125	11,187	13,719	10,732	7,992	7,121	6,693
Hemp Sacking.....	<i>Pieces</i>	338,820	329,352	281,980	244,400	385,050	208,950	177,905	367,500	151,255	216,310
" Skin.....	<i>Piculs</i>	3,657	2,529	3,599	5,161	5,301	2,265	4,612	5,953	2,460	4,102
Iron Pans and Ironware.....	"	6,245	5,468	3,495	3,520	4,013	4,544	3,563	4,879	3,113	2,987
Lung-ngans, Dried.....	"	9,872	7,922	12,897	9,578	11,510	3,721	8,660	9,455	8,157	8,780
Paper, 1st Quality.....	"	12,512	12,888	14,813	11,585	10,802	10,798	10,103	19,308	33,847	39,395
" 2nd ".....	"	33,717	38,784	36,924	31,110	27,142	37,845	34,030	20,782	11,405	11,201
Preserves.....	"	7,061	8,855	5,946	5,840	5,645	5,813	4,634	5,544	4,584	5,507
Sugar, Brown.....	"	88,727	132,256	95,954	103,631	139,003	89,116	78,483	59,602	55,407	39,757
" Candy.....	"	91,661	88,539	77,084	74,950	99,107	53,438	47,331	34,347	36,740	34,681
" White.....	"	11,003	13,366	9,717	9,413	11,660	3,708	8,348	5,623	6,436	4,076
Tea, Oolong.....	"	15,807	29,699	8,808	7,057	6,199	3,679	3,942	3,538	3,378	3,065
" Pouchong.....	"		2,809	3,201	2,256	3,246	2,855	2,919	2,790	3,339	3,616
" Souchong.....	"		126	93	118	140	127	233	156	199	196
Tobacco, Prepared.....	"	13,573	15,737	18,726	20,844	14,752	6,464	8,368	6,633	7,779	16,676
Umbrellas, Paper (Kittysols).....	<i>Pieces</i>	594,917	470,455	541,398	570,053	459,110	147,489	126,929	92,250	52,306	91,738
Vermicelli and Macaroni.....	<i>Piculs</i>	13,766	11,013	11,003	11,573	9,754	10,973	9,406	11,322	10,739	13,669

TABLE No. 3.—VALUE OF TRADE.

Comparative Table of the Value of the Trade, for the Years 1895 to 1904.

YEARS.	IMPORTS FROM		EXPORTS TO		TOTAL IMPORTS AND EXPORTS.	RE-EXPORTS.	TREASURE.		TRANSIT TRADE.	
	Foreign Countries.	Chinese Ports.	Foreign Countries.	Chinese Ports.			Imported.	Exported.	Inwards.	Outwards.
	Hk. <i>Tls</i>	Hk. <i>Tls</i>	Hk. <i>Tls</i>	Hk. <i>Tls</i>	Hk. <i>Tls</i>	Hk. <i>Tls</i>	Hk. <i>Tls</i>	Hk. <i>Tls</i>	Hk. <i>Tls</i>	Hk. <i>Tls</i>
1895.....	9,688,302	5,911,182	1,639,656	939,482	18,178,622	4,711,730	2,554,263	2,428,434	588,240	476,417
1896.....	12,392,953	3,902,727	1,667,869	1,154,844	19,118,393	6,106,346	3,433,619	3,341,243	714,341	564,852
1897.....	11,336,255	3,631,756	1,467,916	973,315	17,409,242	4,435,626	3,945,605	4,087,876	752,971	551,557
1898.....	11,569,442	3,592,363	1,353,472	943,585	17,458,862	4,207,502	4,164,753	3,855,079	930,503	563,572
1899.....	13,602,129	4,854,081	1,222,101	1,201,343	20,879,654	3,918,973	2,145,852	3,909,573	1,015,312	727,074
1900.....	11,076,220	5,124,533	1,239,856	681,141	18,121,750	4,178,522	2,437,197	2,545,318	932,778	270,688
1901.....	11,129,448	5,389,077	1,216,703	808,476	18,543,704	3,824,646	2,287,100	1,829,007	1,160,480	332,931
1902.....	14,157,702	5,101,200	1,454,426	782,121	21,495,449	4,333,581	3,016,567	2,827,916	1,017,687	466,741
1903.....	12,496,325	5,858,848	1,863,612	699,668	20,918,453	3,932,555	3,296,953	2,653,581	969,906	566,043
1904.....	13,892,998	4,870,171	2,018,690	663,828	21,445,687	4,241,116	3,558,844	1,660,218	1,026,345	438,751

TABLE No. 4.—SHIPPING.

Comparative Table of Shipping, for the Years 1895 to 1904.

a.—Under General Regulations.

YEARS.	ENTERED INWARDS.						CLEARED OUTWARDS.					
	STEAMERS.		SAILING VESSELS.		TOTAL.		STEAMERS.		SAILING VESSELS.		TOTAL.	
	No.	Tons.	No.	Tons.	No.	Tons.	No.	Tons.	No.	Tons.	No.	Tons.
1895.....	861	832,582	58	28,819	919	861,401	857	829,548	60	29,711	917	859,259
1896.....	932	1,031,583	60	26,086	992	1,057,669	931	1,031,741	54	23,341	985	1,055,082
1897.....	806	844,289	36	17,567	842	861,856	808	844,703	43	20,692	851	865,395
1898.....	796	802,308	28	15,704	824	818,012	793	798,777	27	13,631	820	812,408
1899.....	974	953,837	27	11,219	1,001	965,056	977	956,476	30	14,362	1,007	970,838
1900.....	853	891,085	25	4,537	878	895,622	854	892,105	23	4,501	877	896,606
1901.....	854	901,135	17	4,715	871	905,850	846	890,231	16	2,376	862	892,607
1902.....	874	988,640	10	3,644	884	992,284	868	985,456	13	6,019	881	991,475
1903.....	901	1,023,858	30	4,410	931	1,028,268	911	1,032,008	26	3,791	937	1,035,799
1904.....	853	1,041,152	30	866	883	1,042,018	853	1,042,914	33	1,463	886	1,044,377

b.—Under Inland Steam Navigation Rules.

YEARS.	ENTERED INWARDS.		CLEARED OUTWARDS.		TOTAL ENTERED AND CLEARED.	
	No.	Tons.	No.	Tons.	No.	Tons.
1895-99.....	...	...	...	...	...	...
1900.....	4,108	116,036	4,113	116,223	8,221	232,259
1901.....	4,474	142,904	4,478	143,852	8,952	286,756
1902.....	5,066	142,519	5,105	142,817	10,171	285,336
1903.....	4,611	137,473	4,709	139,417	9,320	276,890
1904.....	4,445	172,197	4,464	174,887	8,909	347,084

TABLE No. 5.—TREASURE.

Treasure Imported and Exported during the Year 1904.

COUNTRIES FROM WHICH IMPORTED AND TO WHICH EXPORTED.	IMPORTS.							
	GOLD.			SILVER.			COPPER.	GRAND TOTAL.
	In Bars, Dust, etc.	In Coin.	TOTAL.	In Bars and Sycee.	In Coin.	TOTAL.	In Coin.	
<b>1. FOREIGN COUNTRIES.</b>	<i>Hk. Ts</i>	<i>Hk. Ts</i>	<i>Hk. Ts</i>	<i>Hk. Ts</i>	<i>Hk. Ts</i>	<i>Hk. Ts</i>	<i>Hk. Ts</i>	<i>Hk. Ts</i>
Straits Settlements.....	...	...	...	...	5,533	5,533	...	5,533
Hongkong.....	2,267	800	3,067	...	1,365,199	1,365,199	...	1,368,266
Manila.....	...	...	...	...	110,401	110,401	...	110,401
Tamsui.....	...	...	...	...	571,254	571,254	...	571,254
Tainan.....	...	...	...	...	49,071	49,071	...	49,071
<b>TOTAL: 1. FOREIGN COUNTRIES...</b>	2,267	800	3,067	...	2,101,458	2,101,458	...	2,104,525
<b>2. CHINA.</b>								
Chefoo.....	...	...	...	...	...	...	...	...
Hankow.....	...	...	...	...	...	...	...	...
Kiukiang.....	...	...	...	...	...	...	...	...
Chinkiang.....	...	...	...	...	...	...	...	...
Shanghai.....	...	...	...	...	1,076	1,076	...	1,076
Wenchow.....	...	...	...	...	2,000	2,000	...	2,000
Foochow.....	...	...	...	...	950,044	950,044	...	950,044
Swatow.....	...	...	...	...	501,199	501,199	...	501,199
<b>TOTAL: 2. CHINA.....</b>	...	...	...	...	1,454,319	1,454,319	...	1,454,319
<b>GRAND TOTAL: FOREIGN COUN- TRIES AND CHINA.....</b>	2,267	800	3,067	...	3,555,777	3,555,777	...	3,558,844
	EXPORTS.							
<b>1. FOREIGN COUNTRIES.</b>								
Straits Settlements.....	...	...	...	...	...	...	...	...
Hongkong.....	18,433	5,501	23,934	400	914,948	915,348	...	939,282
Manila.....	...	...	...	...	2,833	2,833	...	2,833
Tamsui.....	...	...	...	...	142,140	142,140	...	142,140
Tainan.....	...	...	...	...	...	...	...	...
<b>TOTAL: 1. FOREIGN COUNTRIES...</b>	18,433	5,501	23,934	400	1,059,921	1,060,321	...	1,084,255
<b>2. CHINA.</b>								
Chefoo.....	...	...	...	...	...	...	29,124	29,124
Hankow.....	...	...	...	...	...	...	2,560	2,560
Kiukiang.....	...	...	...	...	...	...	500	500
Chinkiang.....	...	...	...	...	...	...	2,240	2,240
Shanghai.....	...	...	...	...	12,466	12,466	17,006	29,472
Wenchow.....	...	...	...	...	...	...	...	...
Foochow.....	...	...	...	...	405,400	405,400	...	405,400
Swatow.....	...	...	...	...	106,667	106,667	...	106,667
<b>TOTAL: 2. CHINA.....</b>	...	...	...	...	524,533	524,533	51,430	575,963
<b>GRAND TOTAL: FOREIGN COUN- TRIES AND CHINA.....</b>	18,433	5,501	23,934	400	1,584,454	1,584,854	51,430	1,660,218

TABLE No. 6.—PASSENGER TRAFFIC.

Passenger Traffic during the Year 1904.

PASSENGERS TO					PASSENGERS FROM			
STEAMERS.		SAILING VESSELS.			STEAMERS.		SAILING VESSELS.	
Foreigners.	Natives.	Foreigners.	Natives.		Foreigners.	Natives.	Foreigners.	Natives.
178	5,415	...	...		Formosa .....	197	6,549	...
233	16,261	...	...	Coast Ports.....	222	14,594	...	...
251	5,643	...	...	Hongkong.....	313	19,871	...	...
13	69,587	...	...	Straits.....	13	28,386	...	...
...	487	...	...	Saigon.....	...	64	...	...
3	5,080	...	...	Manila.....	2	1,059	...	...
1	475	...	...	Other Ports.....	5	294	...	...
679	102,948	...	...	TOTAL.....	752	70,817	...	...

TABLE No. 7.—TEA.

Export and Re-export of Tea, for the Year ended 31st December 1904.

EXPORTED.						
DESTINATION.	CONGOU.	OOLONG.	POUCHONG.	SOUCHONG.	STALK.	TOTAL.
	<i>Piculs.</i>	<i>Piculs.</i>	<i>Piculs.</i>	<i>Piculs.</i>	<i>Piculs.</i>	<i>Piculs.</i>
Great Britain .....	...	1	...	...	...	1
Hongkong .....	...	793	1,320	10	...	2,123
Singapore and Straits .....	...	1,611	1,255	95	...	2,961
British America .....	...	...	...	...	...	...
United States of America .....	...	5	...	...	...	5
Philippine Islands .....	...	165	5	6	...	176
Tamsui .....	...	25	1	...	...	26
Tainan .....	...	1	55	2	...	58
Cochin China .....	...	28	79	10	...	117
Siam .....	...	68	176	11	...	255
Java .....	...	302	648	17	...	967
Total to Foreign Countries .....	...	2,999	3,539	151	...	6,689
"    " Chinese Ports .....	...	66	77	...	...	143
GRAND TOTAL .....	...	3,065	3,616	151	...	6,832
RE-EXPORTED.						
Great Britain .....	...	2,234	...	...	...	2,234
Hongkong .....	...	3,432	156	...	18	3,606
Singapore and Straits .....	...	128	1,738	...	...	1,866
British America .....	...	96	...	...	...	96
United States of America .....	...	85,688	...	...	...	85,688
Philippine Islands .....	...	15	18	...	...	33
Tamsui .....	...	...	...	...	...	...
Tainan .....	...	68	...	...	...	68
Cochin China .....	...	...	32	...	...	32
Siam .....	...	...	74	...	...	74
Java .....	...	1	7,007	...	...	7,008
Total to Foreign Countries .....	...	91,662	9,025	...	18	100,705
"    " Chinese Ports .....	...	94	4	...	...	98
GRAND TOTAL .....	...	91,756	9,029	...	18	100,803
DESCRIPTION.	To FOREIGN COUNTRIES.		To CHINESE PORTS.		TOTAL.	
	<i>Piculs.</i>	<i>Piculs.</i>	<i>Piculs.</i>	<i>Piculs.</i>	<i>Piculs.</i>	
Congou .....	...	...	...	...	...	
Oolong .....	94,661	160	...	...	94,821	
Pouchong .....	12,564	81	...	...	12,645	
Souchong .....	151	...	...	...	151	
Stalk .....	18	...	...	...	18	
GRAND TOTAL .....	107,394	241	...	...	107,635	

## SWATOW TRADE REPORT,

### FOR THE YEAR 1904.

---

1°. LOCAL.—The year 1904 opened with no very bright prospects, so that it is somewhat satisfactory to be able, despite adverse circumstances and the war in the North, to record, at least from a Customs point of view, a fairly prosperous one, but one with which merchants cannot be said to have been altogether pleased. Commercially the chief feature was the advance in exchange, with fluctuations from 1s. 8 $\frac{7}{8}$ d. to 1s. 11 $\frac{1}{8}$ d. Exports hence to gold-using countries being unimportant, the higher gold value of silver had little effect on the price of goods of local growth or manufacture; but it may have been some assistance to importers of Manchester goods in helping to reduce the much enhanced cost caused by the extreme price which Raw Cotton commanded in Europe during a great part of the year. Dealers in Cotton Piece Goods had more than usual difficulties in conducting their business profitably on account of the high silver prices which they had to pay and which not only tended to reduce the consumption but also caused doubts as to the stability of value, so that ordinary profits could not well be secured, and business was decidedly unsteady. The Indigo-dyeing industry, which heretofore was carried on at Ch'ao-chou-fu, has been transferred to Shanghai, and consequently this, too, has tended somewhat to a decline in the import of Shirtings, etc., for this purpose. Business with the Straits has been attended with difficulties, owing to conditions prevailing there, which are said to have caused some 400 to 500 shops to close their doors. Consequently, small dealers here and in the neighbouring centres doing business in that direction were disappointed with their remittances and lost money—not much individually but a good deal collectively; there were, however, no failures of great importance. Two good local harvests, together with a plentiful and cheaper supply of Rice from the Yangtze, have to be recorded. This staple food was consequently cheaper, which may account, in some way, for the improved tranquillity in the country, for a good supply of Rice naturally satisfies the people and always tends to lessen disturbances. The export of Sugar to northern ports was attended with some success and profits; but it is to be feared that the cane planted for the 1905 crop has suffered from the long drought experienced during the year and that in quantity it will fall short of its predecessors. The same cause has deteriorated the quality and greatly reduced the quantity of Oranges, which are largely exported to the Straits.

2°. REVENUE.—The collection, of *Hk.Fts* 1,550,624, was well up to the average but some *Hk.Fts* 82,000 short of that for the previous year. Import and Export Duties show a healthy advance, whilst Duty and Likin on Opium are wholly accountable for the decrease. Coast Trade Duty shows a falling off, but this is naturally caused by the smaller arrivals from the northern ports. Tonnage Dues, too, following the decrease of the shipping entered and cleared, shows a shrinkage of some *Hk.Fts* 9,685.

3°. FOREIGN TRADE.—(a.) Imports.—The value of this trade amounted to *Hk.Fts* 14,391,871, being somewhat better than the figures for 1903 and about equal to those of 1902. The increase at first sight is small, but really a very great improvement has taken place, when it is taken into consideration that the year's shortage in Opium alone lowered the values by some *Hk.Fts* 642,000. With the exception of Jeans and Cotton Flannel, all the principal Cotton

Piece Goods show a decline, but the differences are not very great. In Yarn the Indian article is still on the increase, whilst there is hardly any demand for the English and Japanese production. Woollens also show a decline, and more especially is it noticeable in Spanish Stripes. There has been a good trade in the principal Metals, nearly all showing an advance. Most of the Sundries are up to the mark, whilst Cuttle-fish and Dried and Salt Fish show large increases. Flour is in greater demand than ever, and has risen from 61,517 piculs in 1903 to 74,859 piculs during the year under review. 904,951 gross of Japan Matches were brought in, showing that these are even more used than in previous years; but Coal has not done quite so well. Kerosene Oil of all kinds has advanced from 4,725,930 to 5,034,803 gallons, by far the greater part of which is imported in bulk from Sumatra. This illuminant maintained its price all through the year until the Standard Oil Company opened an office here of their own in December, when the price was somewhat lowered. Considerable increases are noticeable in Refined and White Sugars, and more Rice, too, was brought from the South than in the previous year. Artificial Indigo, both in the liquid form and in paste, appears in our tables for the first time, 784 piculs of the former and 135 piculs of the latter having been imported. This preparation does not require to be used so many times in the dyeing process as the natural Indigo, and the cloth turned out a brighter colour but it does not stand washing as well. There is very little difference between the price of the Foreign article and the Native natural Indigo. Railway Plant and Materials, too, valued at *Hk.Tts.* 14,671, take their place in the tables for the first time.

(b.) *Exports* and (c.) *Re-exports*.—The value of this trade rose from *Hk.Tts.* 5,174,134 to *Hk.Tts.* 6,731,641, indicating a general advance in business. Chinaware and Pottery, etc., Fans, Hemp, and Mats all show a considerable decline. A great falling off is noticeable in Ground-nuts, but the trade in Fresh and Salted Vegetables, as well as in Eggs, continues to flourish. More Black Tea for the Straits was sent away. Paper did well; and the increase from 9,484 piculs of Oil of all kinds to 25,136 piculs is very satisfactory. White Sugar, an article which is never sent away to Foreign countries in any large quantities, rose from 306 to 6,592 piculs during the year; this abnormal increase is no doubt accounted for by short crops in Java and the Straits.

4°. COAST TRADE.—(a.) *Original Shipments Coastwise*.—The substantial increase of over *Hk.Tts.* 1,576,000 indicates a satisfactory trade and an increase of nearly all the principal articles. A temporary recovery of Sugar is noticeable, but this also is caused no doubt by the partial failure of the crop in Java; so that, as all local Sugar of the 1903 crop had been sold, merchants were enabled to hold for a rise, and the price of Brown advanced from *Tts.* 5 to *Tts.* 6 and White from *Tts.* 7 to *Tts.* 9 per picul. On account of the scarcity of rain during the autumn, the quantity produced was less and the colour not up to the mark. The Fine Grasscloth trade, too, also seems to have improved, as more than the usual quantity was sent North for reshipment to Korea, etc. More Liquid Indigo and 2nd Quality Paper also left the port; but there was a considerable falling away in Nankeens.

(b.) *Reshipments Coastwise*.—No remarks.

(c.) *Coastwise Arrivals*.—The increase in the net figures—*Hk.Tts.* 20,315,872, against *Hk.Tts.* 17,795,230 for 1903—is largely due to the heavier arrivals of Rice from the Yangtze. Owing to Newchwang being closed, the arrivals of Beancake were somewhat short, but more business was done in the Chefoo and Hankow article. There was a considerable stock carried over from the previous year, so that when a demand for Japan arose, those who had held did very well; but there was only one direct shipment to Yokohama, as the price soon reached a

height to make such business unremunerative. Newchwang Beans, too, became scarce and dear, but the Hankow supply was plentiful and cheap, so that the import did not decline as much as might have been expected. Raw Cotton was in great demand, 11,597 piculs being imported, against 4,278 piculs, and Nankeens, Salt Fish, Tea, and Leaf Tobacco all did very well. The most noteworthy increases were, however, in Medicated Samshu and Silk Piece Goods—the value of the latter commodity alone having advanced by over *Hk. Ts.* 100,000. Ground-nuts fell from 100,566 piculs in 1903 to 52,719 piculs, and Hemp, Fungus, Vermicelli, and Macaroni all show a shrinkage. Considerably less Wheat, too, arrived, but no doubt the advance in the Foreign Flour trade has had something to do with this fall.

5°. INLAND TRANSIT.—No remarks.

6°. SHIPPING.—The total tonnage entered and cleared amounted to 2,576,623 tons, showing that the increase in 1903 was not maintained. After February the Japanese flag disappeared, but only to be replaced by chartered German and Norwegian vessels, to take the place of those which were required for transport work in the North. Late in 1903 two German steamers were placed on a line between here, Kiungchow, and Touron *via* Hongkong, and have continued to run during the year. Rates of freight and passage to Bangkok were normal, and there is nothing of particular interest to record in this trade.

7°. PASSENGER TRAFFIC.—107,456 Chinese passengers outward and 91,660 inward travelled during the year, showing, when compared with the 1903 figures, a considerable decline; but it must be remembered that the figures for that year, for reasons given in the Report, were abnormally high. The keen competition which existed then seems to have disappeared, and there is little of interest in this trade. No coolies have as yet gone from here to South Africa, but there is every reason to believe that when the necessary arrangements are made with the authorities this place will be a recruiting centre.

8°. TREASURE.—No new facts can be given as to the real amount of coin brought into the port, but, as remarked in a previous Report, the figures published in our tables show only a part of the Treasure that is really brought in. In the early part of the year business was very slack and there was little demand for money, which the bankers were forced to send, with meagre profits, to Hongkong, where money seemed tighter.

9°. OPIUM.—(a.) *Foreign*.—This, taken collectively, shows a falling off of 1,027 piculs as compared with the previous year's total; but it must be remembered that the figures for 1903 represented the largest importation ever known. The price of the drug was exceptionally high: Malwa ranged from \$1,240 to \$1,580 a chest, the highest price ever known here; Patna and Benares rose from \$1,320 to \$1,560. The sudden fluctuation in prices made business very unsteady, and merchants imported only what they could dispose of promptly. Dearer Foreign Opium had the effect, it is said, of stopping, to some extent, the consumption of the drug by the working class.

(b.) *Native*.—The shortage in the Foreign drug was, however, fully made up by a very large increase in the Native article. As compared with the returns for 1903, Kiangsu Opium advanced from 55 to 258 piculs; Szechwan, from 539 to 1,173 piculs; and Yunnan, from 9 to 42 piculs. The crop in all these places was excellent, and that, added to the fact that large stocks were held over from the previous year, caused prices to fall from *Ts.* 33 per 100 taels weight to *Ts.* 22; the result has been that the Native drug has more than resumed its place and has, for the present, driven Persian off the market.

10°. MISCELLANEOUS.—The railway which is to join this place with Ch'ao-chou-fu has not advanced as quickly as was hoped; whilst the purchase of land for stations is completed,



considerable difficulty, it is said, has been experienced in procuring land for the road itself, and even now only about half is bought. This line, the work on which actually began in September, will be about 32 miles long, and is to have seven intermediate stations. The contractors are Japanese, who supply all material, the rails coming from England, engines from America, and carriages from Formosa. There are no great engineering difficulties in the way, and only four small bridges and one large one (the latter so constructed as to open for boats to pass) are necessary. The bank in connexion with this railway, mentioned in the Report for 1903, has not yet been opened here, but branches have been established at Hongkong and Manila. The advent of a railway has caused a very distinct "boom" in land on the Swatow side, and more especially near to the spot at which it is proposed to erect the station. The value of land on the Kialat Road has advanced at least three times the price it was this time in the previous year, and in Swatow proper quite double. Boundary stones have been liberally dotted down to represent real or imaginary claims, and land has changed hands at very inflated prices; even for foreshore under water—useless until bunded and filled in—there seems to have been a scramble, and the title-deed question has been very much in evidence.—The year has been marked by a great increase in the number of Japanese in the port and district, and this is a feature well worthy of note. The railway of course has done a great deal to swell their numbers—from one in 1903 to 152, and 35 Chinese subjects who have become naturalised Japanese.—There is, perhaps, somewhat of an improvement as to the state of the country, although at one time the *San-tien-hui* (三點會) were very active, and a chapel of the Hakka Mission at Ho-p'o (河婆) was looted, with armed violence; but no arrests were made. The "Boxer drill," too, it is stated, has been taught in places. Clan fights, as usual, were rife, especially in the Lu-fêng (陸豐) district; as a rule these are settled by arbitrators, who adjust the quarrel.—Satisfactory progress in postal matters has to be recorded. 10 new agencies in the district were opened, and 325,178 letters, cards, papers, etc., were dealt with, against 128,782 for the previous year; the number of parcels carried, too, was nearly doubled. Two money order offices were opened in the country. A German as well as a Japanese post office was established here, and a branch office of the Japanese Consulate was also opened.—A very much needed local force of 320 men, paid for and controlled by merchants and shopkeepers, was started late in the year; and it is hoped that, although these men appear to be without the slightest training, such things as armed robbery and wholesale plunder almost, in our midst may be prevented.—Early in May bubonic plague became epidemic in the neighbourhood, Ch'ao-yang (潮陽) and Ta-hao-pu (達濠埠) suffering most heavily. The scourge was never very bad at the port itself, but it is noteworthy that most of the cases occurred in the centres inhabited by refugees from the above-mentioned places. Passenger traffic was prohibited by the Saigon authorities and quarantine was declared by the Straits and Bangkok, etc., but emigration to those places was in no way interfered with.

FRANK SMITH,

*Acting Commissioner of Customs.*

SWATOW, 21st February 1905.

---

# SWATOW TRADE RETURNS,

## FOR THE YEAR 1904.

### A—GENERAL TABLES.

#### TABLE No. 1.—SHIPPING.

Number and Tonnage of Vessels Entered and Cleared under each Flag,  
for the Year ended 31st December 1904.

*a.—Under General Regulations.*

FLAG.	STEAMERS.													
	ENTERED INWARDS.						CLEARED OUTWARDS.						TOTAL ENTERED AND CLEARED.	
	With Cargo.		In Ballast.		TOTAL.		With Cargo.		In Ballast.		TOTAL.			
	No.	Tons.	No.	Tons.	No.	Tons.	No.	Tons.	No.	Tons.	No.	Tons.	No.	Tons.
British.....	666	746,819	94	112,384	760	859,203	619	699,194	141	160,009	760	859,203	1,520	1,718,406
German.....	193	180,056	108	115,629	301	295,685	254	248,598	46	46,316	300	294,914	601	590,599
French.....	5	5,192	1	1,298	6	6,490	3	3,895	3	2,595	6	6,490	12	12,980
Dutch.....	2	4,952	2	2,402	4	7,354	2	2,402	2	4,952	4	7,354	8	14,708
Norwegian.....	68	57,358	1	891	69	58,249	59	49,401	10	8,848	69	58,249	138	116,498
Swedish.....	1	698	...	...	1	698	1	698	...	...	1	698	2	1,396
Japanese.....	22	18,696	...	...	22	18,696	17	14,615	5	4,081	22	18,696	44	37,392
Chinese.....	40	39,805	3	1,976	43	41,781	39	39,150	5	3,713	44	42,863	87	84,644
<b>TOTAL.....</b>	<b>997</b>	<b>1,053,576</b>	<b>209</b>	<b>234,580</b>	<b>1,206</b>	<b>1,288,156</b>	<b>994</b>	<b>1,057,953</b>	<b>212</b>	<b>230,514</b>	<b>1,206</b>	<b>1,288,467</b>	<b>2,412</b>	<b>2,576,623</b>
SAILING VESSELS.—Nil.														

*b.—Under Inland Steam Navigation Rules.*

FLAG.	ENTERED INWARDS.						CLEARED OUTWARDS.						TOTAL ENTERED AND CLEARED.	
	With Cargo.		In Ballast.		TOTAL.		With Cargo.		In Ballast.		TOTAL.			
	No.	Tons.	No.	Tons.	No.	Tons.	No.	Tons.	No.	Tons.	No.	Tons.	No.	Tons.
British.....	58	7,009	268	15,254	326	22,263	58	7,009	268	15,254	326	22,263	652	44,526
German.....	...	...	231	4,620	231	4,620	...	...	231	4,620	231	4,620	462	9,240
Chinese.....	46	6,112	1,895	41,986	1,941	48,098	46	6,112	1,895	41,986	1,941	48,098	3,882	96,196
<b>TOTAL.....</b>	<b>104</b>	<b>13,121</b>	<b>2,394</b>	<b>61,860</b>	<b>2,498</b>	<b>74,981</b>	<b>104</b>	<b>13,121</b>	<b>2,394</b>	<b>61,860</b>	<b>2,498</b>	<b>74,981</b>	<b>4,996</b>	<b>149,962</b>

TABLE No. II.—GROSS AND NET VALUES OF THE TRADE OF SWATOW,  
1902 TO 1904.

	1902.		1903.		1904.	
	NET VALUES.	GROSS VALUES.	NET VALUES.	GROSS VALUES.	NET VALUES.	GROSS VALUES.
	<i>Hk. Ts.</i>	<i>Hk. Ts.</i>	<i>Hk. Ts.</i>	<i>Hk. Ts.</i>	<i>Hk. Ts.</i>	<i>Hk. Ts.</i>
<b>FOREIGN GOODS.</b>						
Imported from Foreign Countries and Hongkong.....	14,140,672		13,721,608		14,105,085	
Imported from Chinese Ports.....	319,103		421,213		286,786	
<b>Total Foreign Imports.....</b>		<b>14,459,775</b>		<b>14,142,821</b>		<b>14,391,871</b>
Re-exported to Foreign Countries and Hongkong...	21,730		48,196		80,433	
Re-exported to Chinese Ports (chiefly to Tientsin, Hankow, Shanghai, and Amoy).....	9,428		10,107		11,387	
<b>Total Foreign Re-exports.....</b>	<b>31,158</b>		<b>58,303</b>		<b>91,820</b>	
<b>Net Total Foreign Imports.....</b>	<b>14,428,617</b>		<b>14,084,518</b>		<b>14,300,051</b>	
<b>NATIVE PRODUCE.</b>						
Imported (chiefly from Newchwang, Chefoo, Hankow, Wuhu, Chinkiang, and Shanghai).....		18,924,309		18,367,502		21,294,130
Re-exported to Foreign Countries.....	419,042		522,090		903,382	
Re-exported to Chinese Ports.....	57,745		50,182		74,876	
<b>Total Native Re-exports.....</b>	<b>476,787</b>		<b>572,272</b>		<b>978,258</b>	
<b>Net Total Native Imports.....</b>	<b>18,447,522</b>		<b>17,795,230</b>		<b>20,315,872</b>	
<b>Native Produce of local origin Exported to Foreign Countries.....</b>	<b>4,898,173</b>		<b>4,652,044</b>		<b>5,828,259</b>	
<b>Native Produce of local origin Exported to Chinese Ports.....</b>	<b>6,815,859</b>		<b>7,260,435</b>		<b>8,836,604</b>	
<b>Total Exports of local origin.....</b>		<b>11,714,032</b>		<b>11,912,479</b>		<b>14,664,863</b>
<b>Gross Value of the Trade of the Port.....</b>		<b>45,098,116</b>		<b>44,422,802</b>		<b>50,350,864</b>
<b>Net Value of the Trade of the Port, i.e., Foreign and Native Imports less Re-exports, and Native Exports of local origin.....</b>	<b>44,590,171</b>		<b>43,792,227</b>		<b>49,280,786</b>	

TABLE No. III.—TRADE IN FOREIGN GOODS.—Imports and Re-exports.

DESCRIPTION OF GOODS.	Classifier of Quantity.	IMPORTS FROM FOREIGN COUNTRIES AND HONGKONG.		IMPORTS FROM CHINESE PORTS.		RE-EXPORTS TO FOREIGN COUNTRIES AND HONGKONG.		RE-EXPORTS TO CHINESE PORTS.		NET TOTAL IMPORTS.	
		Quantity.	Value.	Quantity.	Value.	Quantity.	Value.	Quantity.	Value.	Quantity.	Value.
<b>OPICUM.</b>											
Benares .....	<i>Piculs</i>	646.62	414,487	...	...	...	...	...	...	646.62	414,487
Malwa .....	"	2,351.96	1,716,931	...	...	...	...	...	...	2,351.96	1,716,931
Patna .....	"	1,570.91	1,028,946	...	...	...	...	...	...	1,570.91	1,028,946
Persian .....	"	294.68	158,538	...	...	...	...	...	...	294.68	158,538
<b>COTTON GOODS.</b>											
Shirtings, Grey, Plain:—											
7 lb. and under, English .....	<i>Pieces</i>	3,178	5,403	75	128	...	...	...	...	3,253	5,531
Over 7 lb. and not over 9 lb., English ..	"	28,697	68,873	...	...	...	...	...	...	28,697	68,873
Over 9 lb. and not over 11 lb., " ..	"	64,469	196,631	200	610	...	...	...	...	64,669	197,241
Over 11 lb., English .....	"	1,450	5,075	2,800	9,800	...	...	...	...	4,250	14,875
" Japanese .....	"	300	885	...	...	...	...	...	...	300	885
Sheetings, Grey, Plain:—											
Over 9 lb. and not over 11 lb., Dutch.....	<i>Pieces</i>	100	330	...	...	...	...	...	...	100	330
" " English ..	"	1,425	4,703	...	...	...	...	...	...	1,425	4,703
" " Japanese ..	"	460	1,613	...	...	...	...	...	...	460	1,613
Over 11 lb., English .....	"	1,651	6,285	...	...	...	...	...	...	1,651	6,285
" Japanese .....	"	1,765	6,276	...	...	...	...	...	...	1,765	6,276
Shirtings, White, Plain, American .....	"	30	150	...	...	...	...	...	...	30	150
" " Dutch .....	"	600	2,310	3,702	14,253	...	...	...	...	4,302	16,563
" " English .....	"	197,784	771,358	33,883	132,144	625	2,926	...	...	231,042	900,576
White Irishes .....	"	35	142	...	...	...	...	...	...	35	142
Shirtings, White, Figured, Brocaded, Striped, and Spotted ..											
Drills, 12½ lb. and under, American .....	"	10	46	...	...	...	...	...	...	10	46
" " English .....	"	7	22	...	...	...	...	...	...	7	22
" " over 12½ lb., American .....	"	497	1,576	...	...	...	...	...	...	497	1,576
" " Dutch .....	"	33	156	...	...	...	...	...	...	33	156
" " English .....	"	7	28	...	...	...	...	...	...	7	28
" " English .....	"	246	1,218	174	792	...	...	...	...	420	2,010
Jeans, 30 yards, American .....	"	62	280	1,140	4,275	...	...	...	...	1,202	4,555
" " English .....	"	1,536	6,545	2,480	9,300	...	...	...	...	4,016	15,845
" " 40 yards, American .....	"	...	...	400	2,840	...	...	...	...	400	2,840
" " English .....	"	3,418	23,560	170	1,207	...	...	...	...	3,588	24,767
T-Cloths, 32 inches by 24 yards, English..	"	16,395	34,196	...	...	...	...	...	...	16,395	34,196
" " Indian ..	"	207	298	...	...	...	...	...	...	207	298
" " Japanese ..	"	1,228	2,043	...	...	...	...	...	...	1,228	2,043
" " 36 inches by 24 yards, English..	"	10,324	26,141	100	255	...	...	...	...	10,424	26,396
" " Japanese ..	"	60	180	...	...	...	...	...	...	60	180
Cambrics, White, 12 yards .....	"	230	230	...	...	...	...	...	...	230	230
Lawns, " " ..	"	930	904	...	...	...	...	...	...	930	904
Muslins, " " ..	"	936	853	...	...	...	...	...	...	936	853
Lenos and Balzarines, White, 30 yards.....	"	228	466	...	...	...	...	...	...	228	466
Printed Cottons:—											
Printed Cambrics, Lawns, and Muslins, 12 yards .....	<i>Pieces</i>	260	312	...	...	...	...	...	...	260	312
" Chintzes, Plain Cotton Prints, and Printed Shirtings, not exceeding 30 yards .....	"	4,266	10,728	...	...	...	...	...	...	4,266	10,728
" Crape, not exceeding 30 yards ..	"	81	240	...	...	...	...	...	...	81	240
" " Japanese, 20 inches .....	<i>Yards</i>	1,100	77	...	...	...	...	...	...	1,100	77
" Drills, Furnitures, and Twills, not exceeding 30 yards .....	<i>Pieces</i>	1,814	7,056	...	...	...	...	...	...	1,814	7,056
" Lenos and Balzarines, not exceeding 30 yards .....	"	71	196	...	...	...	...	...	...	71	196
" Reversible Cretonnes .....	<i>Yards</i>	912	113	...	...	...	...	...	...	912	113
" Sateens, Reqs, etc. .....	<i>Pieces</i>	88	486	...	...	...	...	...	...	88	486
" Sheetings, 36 inches by 43 yards ..	"	7	32	...	...	...	...	...	...	7	32
" T-Cloths, not exceeding 30 " ..	"	165	392	...	...	...	...	...	...	165	392

TABLE No. III.—TRADE IN FOREIGN GOODS.—Imports and Re-exports—Continued.

DESCRIPTION OF GOODS.	Classifier of Quantity.	IMPORTS FROM FOREIGN COUNTRIES AND HONGKONG.		IMPORTS FROM CHINESE PORTS.		RE-EXPORTS TO FOREIGN COUNTRIES AND HONGKONG.		RE-EXPORTS TO CHINESE PORTS.		NET TOTAL IMPORTS.	
		Quantity.	Value.	Quantity.	Value.	Quantity.	Value.	Quantity.	Value.	Quantity.	Value.
Dyed Cottons:—			Hk. Ts		Hk. Ts		Hk. Ts		Hk. Ts		Hk. Ts
Cotton Italians, Plain, Fast Black.....	Pieces	25,644	221,190	60	518	...	...	...	...	25,704	221,708
"    "    "    Coloured.....	"	2,880	19,751	...	...	...	...	...	...	2,880	19,751
"    Lastings, Plain.....	"	4,095	25,360	...	...	...	...	...	...	4,095	25,360
"    Reps and Ribs, Plain.....	"	4,061	23,965	...	...	...	...	...	...	4,061	23,965
"    Silecias and Twills, Plain.....	"	3,271	24,441	...	...	...	...	...	...	3,271	24,441
"    Italians, Figured.....	"	5,045	34,659	...	...	...	...	...	...	5,045	34,659
"    Lastings, ".....	"	1,908	9,500	...	...	...	...	...	...	1,908	9,500
"    Reps and Ribs, Figured.....	"	246	1,340	...	...	...	...	...	...	246	1,340
"    Shirtings, Figured, Brocaded, and Spotted.....	"	2,701	13,505	...	...	...	...	...	...	2,701	13,505
"    Damasks.....	"	...	...	40	131	...	...	...	...	40	131
Dyed Drills, 43 yards.....	"	2,119	11,900	...	...	...	...	...	...	2,119	11,900
"    Lenos and Balzarines, 30 yards....	"	1,344	2,856	...	...	...	...	...	...	1,344	2,856
"    Leno Brocades, 30 yards.....	"	88	200	...	...	...	...	...	...	88	200
"    Cambrics, Lawns, and Muslins, 12 yards.....	"	127	244	...	...	...	...	...	...	127	244
"    Shirtings and Sheetings, Plain, 36 inches by 43 yards.....	"	2,558	12,221	...	...	...	...	...	...	2,558	12,221
"    Shirtings, Hongkong, 20 yards....	"	756	2,079	...	...	...	...	...	...	756	2,079
"    T-Cloths, 25 yards.....	"	1,923	5,351	60	165	...	...	...	...	1,983	5,516
"    Turkey Red Cambrics, 25 yards..	"	170	470	6,570	16,425	...	...	...	...	6,740	16,895
"    "    Shirtings, ".....	"	7,967	22,308	270	756	...	...	...	...	8,237	23,064
Cotton Spanish Stripes, 64 inches.....	"	540	2,403	...	...	...	...	...	...	540	2,403
"    Flannel, Plain, Dyed, and Printed, American, 30 yards.....	"	41	222	930	5,022	...	...	...	...	971	5,244
"    "    Plain, Dyed, and Printed, Dutch, 30 yards.....	"	166	605	...	...	...	...	...	...	166	605
"    "    Plain, Dyed, and Printed, English, 30 yards.....	"	10,937	43,811	100	401	...	...	...	...	11,037	44,212
"    "    Plain, Dyed, and Printed, Japanese, 30 yards.....	"	2,772	11,088	116	464	60	288	...	...	2,828	11,264
"    "    Striped, 30 yards.....	"	1,060	3,102	90	257	...	...	...	...	1,150	3,359
"    "    "    Japanese, 30 yards.....	"	12,408	37,224	30	90	...	...	...	...	12,438	37,314
Crump Cloth.....	Yards	33,414	3,131	...	...	...	...	...	...	33,414	3,131
"    Japanese.....	"	72,052	5,457	...	...	...	...	...	...	72,052	5,457
"    Harvard, Oxford, and Rep Shirtings.....	"	67,875	6,416	1,860	251	...	...	2,400	240	67,335	6,427
Cotton Ticks.....	"	65	13	...	...	...	...	...	...	65	13
Mottles, Denims, and Mahomedans.....	"	40,603	4,153	...	...	...	...	...	...	40,603	4,153
Coloured Woven Cottons, Unclassed.....	"	8,694	1,213	...	...	...	...	...	...	8,694	1,213
Mosquito Netting.....	"	1,373	270	...	...	...	...	...	...	1,373	270
Japanese Cotton Cloth.....	"	4,502	222	...	...	...	...	...	...	4,502	222
"    "    Hand-made (Imitation Native Cloth).....	"	6,723	411	1,030	62	...	...	...	...	7,753	473
"    "    Crape.....	"	95,631	6,695	...	...	...	...	...	...	95,631	6,695
Velvets and Velveteens, Plain, 18 inches..	"	517	98	...	...	...	...	...	...	517	98
"    "    "    22 " ".....	"	128,277	41,049	909	2,909	2,787	1,070	...	...	126,399	42,888
"    "    "    26 " ".....	"	476	143	...	...	...	...	...	...	476	143
"    "    Printed or Embossed, 30 inches.....	"	532	255	...	...	...	...	...	...	532	255
Cotton Blankets.....	Pieces	2,780	2,780	...	...	...	...	...	...	2,780	2,780
"    "    Japanese.....	"	25	10	...	...	...	...	...	...	25	10
Handkerchiefs, Plain, Dyed, and Printed..	Dozens	5,700	2,656	70	32	...	...	...	...	5,770	2,688
"    "    Japanese.....	"	171	60	...	...	...	...	...	...	171	60
"    "    Embroidered, Hem-Stitched, Initialled, etc.....	"	699	412	...	...	...	...	...	...	699	412
"    "    Embroidered, Hem-Stitched, Initialled, etc., Japanese.....	"	5	3	...	...	...	...	...	...	5	3

TABLE No. III.—TRADE IN FOREIGN GOODS.—Imports and Re-exports—Continued.

DESCRIPTION OF GOODS.	Classifier of Quantity.	IMPORTS FROM FOREIGN COUNTRIES AND HONGKONG.		IMPORTS FROM CHINESE PORTS.		RE-EXPORTS TO FOREIGN COUNTRIES AND HONGKONG.		RE-EXPORTS TO CHINESE PORTS.		NET TOTAL IMPORTS.	
		Quantity.	Value.	Quantity.	Value.	Quantity.	Value.	Quantity.	Value.	Quantity.	Value.
			<i>Hk. Tls</i>		<i>Hk. Tls</i>		<i>Hk. Tls</i>		<i>Hk. Tls</i>		<i>Hk. Tls</i>
Towels, Honeycomb and Huckaback, 18 inches by 40 inches.....	<i>Dozens</i>	2,799	1,185	...	...	...	...	...	...	2,799	1,185
" Honeycomb and Huckaback, 18 inches by 40 inches, Japanese..	"	8,474	3,094	...	...	...	...	...	...	8,474	3,094
" Honeycomb and Huckaback, exceeding 18 inches by 40 inches	"	47	42	...	...	...	...	...	...	47	42
" Honeycomb and Huckaback, exceeding 18 inches by 40 inches, Japanese.....	"	150	81	...	...	...	...	...	...	150	81
" other kinds.....	"	6,409	2,426	...	...	...	...	...	...	6,409	2,426
" Japanese.....	"	22,095	7,156	...	...	...	...	...	...	22,095	7,156
Cotton Goods, Unclassed.....	<i>Yards</i>	2,721	397	...	...	...	...	...	...	2,721	397
" Yarn, Grey and Bleached, English..	<i>Piculs</i>	543	20,906	...	...	...	...	...	...	543	20,906
" " " " Indian.....	"	144,786	3,677,576	...	...	42	1,280	...	...	144,744	3,676,296
" " " " Japanese.....	"	75	1,845	...	...	...	...	...	...	75	1,845
" Thread, in Balls.....	"	6	569	...	...	...	...	...	...	6	569
" " on Spools.....	<i>Gross</i>	25,483	50,966	...	...	64	154	...	...	25,419	50,812
WOOLLEN AND COTTON MIXTURES.											
Alpacas, Lustrés, Orleans, and Sicilians, Plain and Figured.....	<i>Yards</i>	10,702	2,478	...	...	...	...	...	...	10,702	2,478
Union and Poncho Cloth.....	"	6,156	3,941	...	...	...	...	...	...	6,156	3,941
" Italian Cloth, Plain and Figured....	<i>Pieces</i>	13	124	...	...	...	...	...	...	13	124
Woollen and Cotton Flannel.....	<i>Yards</i>	6,110	1,413	...	...	...	...	...	...	6,110	1,413
" " Spanish Stripes.....	"	471	193	...	...	...	...	...	...	471	193
" " Tweeds and Serges.....	"	2,788	1,253	...	...	...	...	...	...	2,788	1,253
" " Mixtures, Unclassed.....	"	949	509	...	...	...	...	...	...	949	509
WOOLLEN GOODS.											
Blankets and Rugs.....	<i>Pounds</i>	8,861	5,082	...	...	...	...	...	...	8,861	5,082
Bunting.....	<i>Pieces</i>	3	20	...	...	...	...	...	...	3	20
Camlets, Dutch.....	"	2	40	...	...	...	...	...	...	2	40
" English.....	"	1,883	25,722	130	1,788	...	...	...	...	2,013	27,510
Cashmeres and Merinos.....	<i>Yards</i>	1,836	860	...	...	...	...	...	...	1,836	860
Cloth, Broad, Medium, and Habit.....	"	12,560	17,768	5	7	...	...	...	...	12,565	17,775
Flannel.....	"	13	5	...	...	...	...	...	...	13	5
" Crape.....	"	73	20	...	...	...	...	...	...	73	20
Lastings, Plain, Figured, and Créped.....	<i>Pieces</i>	325	3,673	...	...	...	...	...	...	325	3,673
Long Ells.....	"	2,642	16,646	...	...	...	...	...	...	2,642	16,646
Spanish Stripes.....	<i>Yards</i>	22,461	27,600	...	...	...	...	...	...	22,461	27,600
Tweeds and Serges.....	"	206	140	...	...	...	...	...	...	206	140
Woollen Goods, Unclassed.....	"	1,580	772	...	...	...	...	...	...	1,580	772
" and Worsted Yarn and Cord.....	<i>Piculs</i>	76	7,981	...	...	...	...	...	...	76	7,981
Berlin Wool.....	"	88	9,730	99	10,877	...	...	...	...	187	20,607
MISCELLANEOUS PIECE GOODS.											
Canvas.....	<i>Yards</i>	2,474	616	...	...	...	...	...	...	2,474	616
Cotton Duck.....	"	133	51	...	...	...	...	...	...	133	51
Gunny Cloth.....	"	204	29	...	...	...	...	...	...	204	29
Linen.....	"	558	189	...	...	...	...	...	...	558	189
Plushes and Velvets:—											
Silk Seal (with Cotton back).....	<i>Catties</i>	725	2,017	79	221	...	...	...	...	804	2,238
Plushes and Velvets, Silk Mixture.....	"	952	2,200	...	...	...	...	...	...	952	2,200
" Cotton.....	"	38	80	...	...	...	...	...	...	38	80
Silk Piece Goods, Plain.....	"	1,440	11,459	...	...	...	...	48	461	1,392	10,998
" " Brocaded.....	"	505	5,756	69	683	...	...	...	...	574	6,439
" " Mixtures, Plain.....	"	591	2,675	120	720	...	...	...	...	711	3,395

TABLE No. III.—TRADE IN FOREIGN GOODS.—Imports and Re-exports—Continued.

DESCRIPTION OF GOODS.	Classifier of Quantity.	IMPORTS FROM FOREIGN COUNTRIES AND HONGKONG.		IMPORTS FROM CHINESE PORTS.		RE-EXPORTS TO FOREIGN COUNTRIES AND HONGKONG.		RE-EXPORTS TO CHINESE PORTS.		NET TOTAL IMPORTS.	
		Quantity.	Value. <i>Hk. Tls.</i>	Quantity.	Value. <i>Hk. Tls.</i>	Quantity.	Value. <i>Hk. Tls.</i>	Quantity.	Value. <i>Hk. Tls.</i>	Quantity.	Value. <i>Hk. Tls.</i>
Silk Piece Goods, Mixtures, Brocaded.....	<i>Catties</i>	366	2,022	407	2,368	...	...	...	...	773	4,390
Silk-stripe Cotton Cloth, Japanese.....	"	22	44	...	...	...	...	...	...	22	44
<b>METALS.</b>											
Brass and Yellow Metal :—											
Sheets and Plates.....	<i>Piculs</i>	330	9,512	8	252	...	...	...	...	338	9,764
Wire.....	"	8	319	1	35	...	...	...	...	9	354
Unclassed.....	"	102	3,487	3	55	...	...	...	...	105	3,542
Old.....	"	49	708	...	...	9	167	...	...	40	541
Copper :—											
Bars and Rods.....	<i>Piculs</i>	5	179	...	...	...	...	...	...	5	179
Sheets and Plates.....	"	2	105	...	...	...	...	...	...	2	105
Wire.....	"	6	302	...	...	...	...	...	...	6	302
Unclassed.....	"	2	144	...	...	...	...	...	...	2	144
Old.....	"	152	2,058	...	...	...	...	...	...	152	2,058
Iron and Mild Steel, New :—											
Anchors, and Parts of.....	<i>Piculs</i>	34	250	...	...	...	...	...	...	34	250
Bars.....	"	4,894	15,503	...	...	48	178	...	...	4,846	15,325
Castings, Rough.....	"	11	65	...	...	...	...	...	...	11	63
Chains, and Parts of.....	"	102	614	...	...	...	...	...	...	102	614
Cobbles and Wire Shorts.....	"	4,972	12,411	...	...	...	...	...	...	4,972	12,411
Hoops.....	"	34	138	...	...	...	...	...	...	34	138
Nail-rod.....	"	9,341	29,532	...	...	...	...	...	...	9,341	29,532
Nails, Wire.....	"	4,960	22,449	...	...	...	...	...	...	4,960	22,449
Pipes and Tubes, Cast.....	"	28	274	...	...	...	...	...	...	28	274
Plate Cuttings.....	"	19,669	49,636	...	...	...	...	...	...	19,669	49,636
Sheets and Plates.....	"	496	2,244	...	...	...	...	...	...	496	2,244
Wire.....	"	2,374	14,246	3	18	...	...	...	...	2,377	14,264
Unclassed.....	"	573	3,426	...	...	...	7	...	...	573	3,419
Iron and Mild Steel, Old :—											
Bars.....	<i>Piculs</i>	305	518	...	...	...	...	...	...	305	518
Hoops.....	"	1,013	1,924	...	...	...	...	...	...	1,013	1,924
Horseshoes.....	"	1,596	3,490	...	...	...	...	...	...	1,596	3,490
Plates.....	"	859	1,803	...	...	...	...	...	...	859	1,803
Scrap.....	"	5,053	7,750	...	...	...	...	...	...	5,053	7,750
Wire.....	"	3,890	7,587	...	...	...	...	...	...	3,890	7,587
Iron, Galvanized :—											
Sheets.....	<i>Piculs</i>	42	265	17	143	...	...	...	...	59	408
Wire.....	"	340	1,994	...	...	...	...	2	13	338	1,981
Lead, in Pigs and Bars.....	"	2,495	14,406	...	...	...	...	...	...	2,495	14,406
" Sheets, and Tea Lead.....	"	13	113	...	...	...	...	...	...	13	113
Quicksilver.....	"	29	2,862	...	...	...	...	...	...	29	2,862
Steel, Bamboo.....	"	92	535	...	...	...	...	...	...	92	535
Bars.....	"	955	5,734	...	...	6	43	...	...	949	5,691
Wire Rope.....	"	...	5	5	72	...	...	...	...	5	77
Tin, Dross and Refuse.....	"	16	192	...	...	...	...	...	...	16	192
Slabs.....	"	11,503	644,170	36	2,032	18	1,176	...	...	11,521	645,026
Tinned Plates, Decorated.....	"	75	631	2	14	...	...	...	...	77	645
Plain.....	"	9,754	63,829	...	...	...	...	...	...	9,754	63,829
White Metal, Sheets.....	"	...	...	42	2,684	...	...	...	...	42	2,684
Wire.....	"	10	669	21	1,545	...	...	...	...	31	2,214
Zinc, Sheets.....	"	165	1,978	...	...	...	...	...	...	165	1,978
Metals, Unclassed.....	"	25	550	...	...	...	...	...	...	25	550
<b>SUNDRIES.</b>											
Agar-agar.....	<i>Piculs</i>	1,895	7,523	...	...	45	216	...	...	1,850	7,307
Anised, Star.....	"	290	4,016	...	...	...	...	...	...	290	4,016
Awabi.....	"	470	20,129	...	...	12	581	...	...	458	19,548

TABLE No. III.—TRADE IN FOREIGN GOODS.—Imports and Re-exports—Continued.

DESCRIPTION OF GOODS.	Classifier of Quantity.	IMPORTS FROM FOREIGN COUNTRIES AND HONGKONG.		IMPORTS FROM CHINESE PORTS.		RE-EXPORTS TO FOREIGN COUNTRIES AND HONGKONG.		RE-EXPORTS TO CHINESE PORTS.		NET TOTAL IMPORTS.	
		Quantity.	Value.	Quantity.	Value.	Quantity.	Value.	Quantity.	Value.	Quantity.	Value.
Bags, Gunny.....	Pieces	7,830	998	...	...	...	...	...	...	7,830	998
" Straw.....	"	3,316	100	1,000	30	...	...	...	...	4,316	130
Bambooware.....	Piculs	70	1,431	...	...	...	...	...	...	70	1,431
Bark, Yellow (for dyeing).....	"	85	315	...	...	...	...	...	...	85	315
Barley, Pearl.....	"	3,988	21,836	...	...	25	176	...	...	3,963	21,660
Basins, Tin.....	Dozens	2,437	1,226	...	...	...	...	...	...	2,437	1,226
Beans and Peas.....	Piculs	6,064	15,572	...	...	...	...	...	...	6,064	15,572
Beer and Porter.....	Value	...	3,649	...	438	...	6	...	...	...	4,087
Betel-nuts.....	Piculs	418	1,206	...	...	...	...	...	...	417	1,202
Bicho de Mar, Black.....	"	1,711	60,443	1	50	2	101	...	...	1,710	60,392
" White.....	"	554	8,254	...	...	...	...	...	...	554	8,254
Birds Nests, 1st Quality.....	Catties	26	765	...	...	...	...	...	...	26	765
" " 2nd ".....	"	111	1,332	...	...	...	...	...	...	111	1,332
" " 3rd ".....	"	395	1,578	...	...	...	...	...	...	395	1,578
" " Refuse.....	"	840	420	...	...	...	...	...	...	840	420
Bone and Horn Ware.....	Piculs	23	871	...	...	...	...	...	...	23	871
Books, Chinese.....	"	219	13,447	...	...	...	...	...	...	219	13,447
" and Charts.....	Value	...	1,656	...	198	...	...	...	...	...	1,854
Borax.....	Piculs	65	673	...	...	...	...	...	...	65	673
Bottles, Empty.....	Value	...	1,496	...	27	...	...	...	...	...	1,523
Boxes, Fancy.....	Dozens	17,648	4,163	6,900	751	...	...	...	...	24,548	4,914
Braid, Llama.....	Piculs	63	7,877	...	...	...	...	...	...	63	7,877
Brass Wire Sieves.....	Value	...	7,520	...	...	...	...	...	...	...	7,520
Brass-foil.....	Piculs	38	1,825	...	...	...	...	...	...	38	1,825
Bronze Powder.....	"	6	347	2	108	...	...	...	...	8	455
Brushes and Brooms.....	Dozens	6,726	809	...	...	...	...	...	...	6,726	809
Buckets, Iron, Galvanized.....	"	884	2,080	...	...	...	...	...	...	884	2,080
Building Materials and Fittings.....	Value	...	2,168	...	...	...	...	...	...	...	2,168
Butter and Cheese.....	"	...	640	...	20	...	...	...	...	...	660
Buttons, Brass and Fancy.....	Gross	4,426	2,188	12,467	6,076	...	...	100	85	16,793	8,179
Candles.....	Piculs	131	2,242	3	55	1	30	...	...	133	2,267
Canes, Coir.....	"	191	666	...	...	...	...	...	...	191	666
" Malacca.....	Pieces	57,605	1,798	...	...	...	...	51,330	1,914	...	...
Caps and Hats, Miscellaneous.....	"	14,225	1,913	...	...	...	...	...	...	14,225	1,913
Cardamoms, Inferior.....	Piculs	67	1,672	...	...	...	...	...	...	67	1,672
" Superior.....	"	10	901	...	...	...	...	...	...	10	901
Cards, Playing.....	Dozens	15,135	5,115	...	...	...	...	...	...	15,135	5,115
Carpets and Carpeting.....	Value	...	604	...	...	...	...	...	...	...	604
Carrriages, Bicycles, etc., and Materials.....	"	...	80	...	...	...	...	...	...	...	80
Cassia Ligna.....	Piculs	88	1,787	...	...	...	...	...	...	88	1,787
" Twigs.....	"	356	1,069	...	...	...	...	...	...	356	1,069
Cement.....	"	3,114	3,425	...	...	...	...	...	...	3,114	3,425
Charcoal.....	"	100	85	...	...	...	...	...	...	100	85
Chemical Products.....	Value	...	134	...	442	...	...	...	...	...	576
Chestnuts.....	Piculs	711	4,263	...	...	...	...	...	...	711	4,263
China-root.....	"	368	2,537	...	...	...	...	...	...	368	2,537
China-ware, Coarse.....	"	316	3,715	...	...	...	...	...	...	316	3,715
" Fine.....	"	65	1,394	...	...	1	17	...	...	64	1,377
Cigarette Paper.....	Value	...	1,581	...	...	...	...	...	...	...	1,581
Cigarettes.....	"	...	6,689	...	...	...	...	...	...	...	6,689
Cigars.....	"	...	3,182	...	8	...	...	...	...	...	3,190
Cinnabar.....	Piculs	6	563	...	...	...	...	...	...	6	563
Cinnamon.....	"	41	3,593	...	...	...	...	...	...	41	3,593
Clams, Dried.....	"	259	3,587	...	...	...	...	...	...	259	3,587
" Salted.....	"	3,359	3,311	...	...	...	...	...	...	3,359	3,311
Clocks.....	Pieces	3,928	8,186	2	5	...	...	...	...	3,930	8,191
Clothing.....	Value	...	3,157	...	118	...	...	...	...	...	3,275
Cloves.....	Piculs	110	2,297	...	...	1	36	...	...	109	2,261
Coal.....	Tons	56,365	315,645	350	1,960	...	...	...	...	56,715	317,605
Coke.....	"	20	230	...	...	...	...	...	...	20	230



TABLE No. III.—TRADE IN FOREIGN GOODS.—Imports and Re-exports—Continued.

DESCRIPTION OF GOODS.	Classifier of Quantity.	IMPORTS FROM FOREIGN COUNTRIES AND HONGKONG.		IMPORTS FROM CHINESE PORTS.		RE-EXPORTS TO FOREIGN COUNTRIES AND HONGKONG.		RE-EXPORTS TO CHINESE PORTS.		NET TOTAL IMPORTS.	
		Quantity.	Value.	Quantity.	Value.	Quantity.	Value.	Quantity.	Value.	Quantity.	Value.
Compooy.....	Piculs	449	Hk. 7½ 18,150	...	...	1	Hk. 7½ 60	...	...	448	Hk. 7½ 18,090
"    Refuse.....	"	28	277	...	...	...	...	...	...	28	277
Cordage.....	"	12	454	...	...	1	78	...	...	11	376
Cotton Cord.....	"	27	1,206	...	...	...	...	...	...	27	1,206
"    Raw.....	"	1,079	22,596	...	...	...	...	...	...	1,079	22,596
"    Waste.....	"	30	321	...	...	...	...	...	...	30	321
Covers, Bed and Table.....	Pieces	601	469	...	...	...	...	...	...	601	469
Crockery.....	Value	...	1,215	...	36	...	...	...	...	...	1,251
Crocodile Scales.....	Piculs	3	184	...	...	...	...	...	...	3	184
Cunao (Yam-root Dye-stuff).....	"	10,032	26,359	...	...	...	...	...	...	10,032	26,359
Cutch.....	"	62	360	...	...	...	...	...	...	62	360
Cutlery.....	Value	...	987	...	...	...	...	...	...	...	987
Cuttle-fish.....	Piculs	13,478	233,558	...	...	4	86	...	...	13,474	233,472
Dates, Black.....	"	165	635	...	...	139	668	...	...	...	...
"    Red.....	"	293	1,067	...	...	...	...	...	...	293	1,067
Dyes and Colours :—											
Aniline.....	Value	...	42,013	...	...	...	...	...	...	...	42,013
Green, Emerald.....	Piculs	40	990	...	...	...	...	...	...	40	990
Indigo, Pure, Liquid, and Indoin.....	"	648	14,166	...	...	25	1,080	...	...	623	13,086
Logwood Extract.....	"	100	1,577	...	...	58	1,122	...	...	42	455
Ultramarine.....	"	75	856	...	...	...	...	...	...	75	856
Dyes, Unclassed.....	"	37	1,374	...	...	...	...	...	...	37	1,374
Colours, ".....	"	27	795	...	...	...	...	...	...	27	795
Electrical Materials.....	Value	...	248	...	112	...	...	...	...	...	360
Embroideries.....	"	...	1,012	...	...	...	...	...	...	...	1,012
Enamelled Ironware.....	"	...	5,304	...	506	...	124	...	...	...	5,586
Fans, Fancy and Silk.....	Pieces	69,705	1,781	...	...	400	96	...	...	69,305	1,685
"    Palm-leaf, Coarse.....	"	854,300	4,311	...	...	...	...	...	...	854,300	4,311
"    "    Fancy.....	"	3,080	246	...	...	...	...	...	...	3,080	246
"    "    Fine.....	"	2,200	84	...	...	...	...	...	...	2,200	84
"    Paper.....	"	7,219	433	...	...	...	...	...	...	7,219	433
Fire-crackers and Fireworks.....	Piculs	76	820	...	...	3	79	...	...	73	731
Fish, Dried.....	"	1,218	12,614	4	45	...	...	...	...	1,222	12,659
"    Maws.....	"	386	16,442	...	...	...	...	...	...	386	16,442
"    Salt.....	"	7,948	47,687	...	...	...	...	...	...	7,948	47,687
"    Skins.....	"	297	2,856	...	...	...	...	10	92	287	2,764
Fishery Products, Unclassed.....	"	50	459	...	...	...	...	2	23	48	436
Flour.....	"	74,859	311,982	...	...	...	...	...	...	74,859	311,982
Fruits, Dried.....	"	149	544	...	...	...	4	...	...	149	550
"    Fresh.....	"	89	264	16	48	...	...	...	...	105	312
Fungus.....	"	51	2,557	...	...	6	342	...	...	45	2,215
Furniture, and Materials for making.....	Value	...	8,290	...	16	...	...	...	...	...	8,306
Gambier.....	Piculs	65	548	...	...	...	...	...	...	65	548
Ginseng Beard, Root, Cuttings, etc.....	Catties	6,072	3,325	...	...	...	...	...	...	6,072	3,325
"    Clarified or Cleansed, 1st Quality.....	"	446	9,372	600	12,500	120	2,880	...	...	926	18,992
"    "    "    2nd ".....	"	419	3,701	...	...	...	...	...	...	419	3,701
"    "    "    3rd ".....	"	1,418	6,933	...	...	80	480	...	...	1,338	6,453
"    "    "    4th ".....	"	2,781	4,450	1,774	3,001	...	...	124	223	4,431	7,228
"    Crude, 1st Quality.....	"	1,473	10,620	...	...	482	4,169	...	...	991	6,451
"    "    2nd ".....	"	4,234	9,393	...	...	...	...	...	...	4,234	9,393
Glass Beads.....	Value	...	2,050	...	589	...	...	...	...	...	2,639
"    Window.....	Boxes	1,661	8,305	...	...	...	...	...	...	1,661	8,305
Glassware.....	Value	...	1,343	...	9	...	...	...	...	...	1,352
"    "    "    "    ".....	Piculs	404	8,358	...	...	...	...	...	...	404	8,358
Glue.....	"	2,327	30,153	...	...	217	3,162	...	...	2,110	26,991
Goldware.....	Value	...	1,645	...	...	...	...	...	...	...	1,645
Grasscloth, Fine.....	Piculs	70	8,927	...	...	46	6,505	2	119	22	2,303
Ground-nut Cake.....	"	1,392	2,593	...	...	...	...	...	...	1,392	2,593
Ground-nuts.....	"	596	2,426	...	...	...	...	...	...	596	2,426
Gum Benjamin.....	"	82	859	...	...	...	...	...	...	82	859

TABLE No. III.—TRADE IN FOREIGN GOODS.—Imports and Re-exports—Continued.

DESCRIPTION OF GOODS.	Classifier of Quantity.	IMPORTS FROM FOREIGN COUNTRIES AND HONGKONG.		IMPORTS FROM CHINESE PORTS.		RE-EXPORTS TO FOREIGN COUNTRIES AND HONGKONG.		RE-EXPORTS TO CHINESE PORTS.		NET TOTAL IMPORTS.	
		Quantity.	Value.	Quantity.	Value.	Quantity.	Value.	Quantity.	Value.	Quantity.	Value.
Gum Myrrh.....	Piculs	41	394	...	...	...	...	...	...	41	394
" Olibanum.....	Piculs	293	2,376	...	...	...	...	...	...	293	2,376
Haberdashery.....	Value	...	3,403	...	69	...	...	...	...	...	3,472
Hams and Bacon.....	Piculs	27	776	...	...	...	...	...	...	27	776
Hangings and Scrolls.....	Value	...	508	...	...	...	...	...	...	...	508
Hardware.....	"	...	1,420	...	199	...	...	...	...	...	1,619
Hartall.....	Piculs	23	230	...	...	...	...	...	...	23	230
Hemp.....	"	4,071	68,494	7	68	35	424	...	...	4,043	68,138
" Skin.....	"	37	284	...	...	21	89	...	...	16	195
Hides, Cow and Buffalo.....	"	371	5,637	...	...	6	110	12	212	353	5,315
Hoofs, Animal.....	"	187	443	...	...	...	...	...	...	187	443
Horns, Cow and Buffalo.....	"	41	340	...	...	28	269	...	...	13	71
" Deer.....	"	29	342	...	...	...	...	...	...	29	342
" " Old.....	"	1	242	...	...	4	845	...	...	...	...
" " Young.....	Pairs	154	8,404	...	...	72	4,666	...	...	82	3,738
" " " Cuttings.....	Catties	297	3,398	...	...	...	...	...	...	297	3,398
" Rhinoceros.....	"	150	8,970	...	...	6	396	...	...	144	8,574
Hosiery.....	Dozens	4,798	5,998	100	150	...	...	...	...	4,898	6,148
India-rubber Goods.....	Value	...	1,123	...	1	...	...	...	...	...	1,124
Indigo, Dried.....	Piculs	75	1,540	...	...	...	...	...	...	75	1,540
" Liquid, Artificial.....	"	784	40,384	...	...	...	...	...	...	784	40,384
" Paste, ".....	"	135	5,400	...	...	...	...	...	...	135	5,400
Isinglass, Vegetable.....	"	243	7,653	5	152	5	173	...	...	243	7,632
Jewellery, Real and Imitation.....	Value	...	347	...	60	...	...	...	...	...	407
Joss-stick Powder.....	Piculs	443	1,416	...	...	...	...	...	...	443	1,416
Lamps.....	Pieces	55,178	12,373	22	24	...	...	...	...	55,200	12,397
Lampware.....	Value	...	21,320	...	411	...	...	...	...	...	21,731
Lampwick.....	Piculs	230	11,261	...	...	...	...	...	...	230	11,261
Lead, Red.....	"	90	852	...	...	...	...	...	...	90	852
" White.....	"	49	532	...	...	1	7	...	...	48	525
Leather Articles.....	Value	...	759	...	...	...	...	...	...	...	759
" Cow.....	Piculs	677	23,914	...	...	24	1,027	5	218	648	22,669
" Purses.....	Dozens	3,821	3,673	...	...	...	...	...	...	3,821	3,673
Lighthouse Materials and Apparatus.....	Value	...	2,700	...	680	...	...	...	...	...	3,380
Lily Flowers, Dried.....	Piculs	95	754	...	...	...	...	...	...	95	754
Liquorice.....	"	278	3,949	...	...	...	...	...	...	278	3,949
Looking-glasses and Mirrors.....	Pieces	410,576	16,528	12	2	600	52	...	...	409,988	16,478
Machinery, and Parts of.....	Value	...	2,261	...	94	...	145	...	...	...	2,210
Machines, Sewing.....	Pieces	20	272	23	260	6	126	...	...	37	406
Mangrove Bark.....	Piculs	12,848	12,848	...	...	...	...	...	...	12,848	12,848
Manure, Chemical.....	"	1,793	4,349	...	...	...	...	...	...	1,793	4,349
Matches, Wood, Japan.....	Gross	904,951	255,621	...	...	...	...	...	...	904,951	255,621
Mats, Straw.....	Pieces	1,202,290	47,540	...	...	25,006	1,325	81,298	4,162	1,095,986	42,053
" other kinds.....	"	77	148	...	...	...	...	...	...	77	148
Matting, Straw.....	Rolls	42	356	...	...	...	...	...	...	42	356
Medical and Surgical Appliances.....	Value	...	1,484	...	15	...	...	...	...	...	1,499
Medicines.....	Piculs	15,705	154,157	163	1,893	135	798	16	251	15,717	155,001
"	Value	...	13,868	...	2,100	...	59	...	...	...	15,909
Milk, Condensed, in Tins.....	Dozens	11,775	17,893	...	...	20	36	...	...	11,755	17,857
Morphia.....	Ounces	62	124	...	...	...	...	...	...	62	124
Moulding.....	Feet	62,343	1,559	...	...	...	...	...	...	62,343	1,559
Mushrooms.....	Piculs	517	26,587	...	...	...	...	...	...	517	26,587
Musical Instruments.....	Value	...	842	...	1,308	...	264	...	...	...	1,886
Mussels, Dried.....	Piculs	753	9,237	...	...	...	...	16	230	737	9,007
Needles.....	Mille	1,331	285	...	...	...	...	...	...	1,331	285
Nutmegs.....	Piculs	15	382	...	...	...	...	...	...	15	382
Nuts, White.....	"	528	3,031	...	...	...	...	...	...	528	3,031
Oil, Castor.....	"	26	231	...	...	...	...	...	...	26	231
" Cocoa-nut.....	"	471	4,023	...	...	40	414	...	...	431	3,609
" Colza.....	Galls.	720	180	...	...	...	...	...	...	720	180



TABLE No. III.—TRADE IN FOREIGN GOODS.—Imports and Re-exports—Continued.

DESCRIPTION OF GOODS.	Classifier of Quantity.	IMPORTS FROM FOREIGN COUNTRIES AND HONGKONG.		IMPORTS FROM CHINESE PORTS.		RE-EXPORTS TO FOREIGN COUNTRIES AND HONGKONG.		RE-EXPORTS TO CHINESE PORTS.		NET TOTAL IMPORTS.	
		Quantity.	Value.	Quantity.	Value.	Quantity.	Value.	Quantity.	Value.	Quantity.	Value.
Silk, Raw, Yellow	Piculs	26	4,783	...	...	...	...	...	...	26	4,783
" reeled from Dupions	"	13	1,537	...	...	...	...	...	...	13	1,537
" Ribbons	Value	...	...	...	280	...	...	...	...	...	280
" and Mixture Ribbons	"	...	771	...	5,324	...	...	...	...	...	6,095
" Products, Unclassed	"	...	504	...	...	...	...	...	...	...	504
Silverware	"	...	865	...	...	...	420	...	...	...	445
Singlets	Dozens	1,284	6,839	6	24	...	...	...	...	1,290	6,863
Snauff	Piculs	855	35,320	...	...	...	...	1	118	854	35,202
" Native	"	57	1,162	...	...	...	...	...	...	57	1,162
Soap, Household and Laundry	"	1,100	5,945	14	83	3	25	23	162	1,088	5,841
" Toilet and Fancy	Dozens	37,228	6,694	105	45	...	...	...	...	37,333	6,739
Soda Ash	Piculs	82	262	4,133	13,092	435	1,667	30	114	3,750	11,573
Spectacles	Pairs	31,185	1,239	60	5	...	...	...	...	31,245	1,244
Spirits	Value	...	10,560	...	57	...	...	...	348	...	10,269
" of Wine	Galls.	724	479	...	...	...	...	...	...	724	479
Sprats	Value	...	1,725	...	...	...	...	...	...	...	1,725
Starch	Piculs	251	1,252	...	...	7	42	...	...	244	1,210
Stationery	Value	...	3,601	...	346	...	4	...	...	...	3,943
Stores, Household	"	...	18,721	...	516	...	32	...	50	...	19,155
" Marine and Engineers	"	...	2,257	...	...	...	...	...	...	...	2,257
Sugar Candy	Piculs	2,724	18,008	...	...	...	...	...	...	2,724	18,008
" Refined	"	19,948	130,422	...	...	1	8	100	780	19,847	129,634
" White	"	13,071	81,042	...	...	...	...	...	...	13,071	81,042
Sulphur	"	260	2,520	...	...	...	...	...	...	260	2,520
Tallow, Animal	"	269	2,576	...	...	...	...	...	...	269	2,576
Tea, Black (re-imported)	"	25	619	...	...	...	...	...	...	25	619
" British India and Ceylon	"	22	392	...	...	...	...	...	...	22	392
" Japan (Formosa)	"	1,062	20,655	36	695	1,188	24,308	...	...	...	...
Telegraph Materials	Value	...	100	...	1,192	...	...	...	...	...	1,292
Timber, Beams, Hard-wood	Cub. ft.	526	373	124	87	...	...	...	...	650	460
" Hard-wood, Unclassed	Pieces	72	136	...	...	...	...	...	...	72	136
" Logs, Hard-wood	Cub. ft.	702	842	...	...	...	...	...	...	702	842
" Masts and Spars	Pieces	...	...	1	260	...	...	...	...	1	260
" Planks, Hard-wood	Cub. ft.	5,891	4,419	...	...	...	...	...	...	5,891	4,419
" " Soft-wood	Sq. feet	11,305	332	...	...	...	...	...	...	11,305	332
" " Teak	Cub. ft.	43	82	...	...	...	...	...	...	43	82
Tobacco	Value	...	674	...	...	...	...	...	...	...	674
" Leaf	Piculs	3,488	27,901	...	...	...	...	...	...	3,488	27,901
" Prepared	"	294	8,277	...	...	...	2	...	...	294	8,275
" Stalk	"	909	1,071	...	...	...	...	...	...	909	1,071
Tobacconists' Sundries	Value	...	70	...	...	...	...	...	...	...	70
Toilet Requisites	"	...	5,211	...	177	...	6	...	...	...	5,382
Toys	"	...	1,584	...	...	...	...	...	...	...	1,584
Trays, Tin	Dozens	4,345	1,043	...	...	...	...	...	...	4,345	1,043
Umbrella Frames	"	13,934	30,677	...	...	70	185	...	...	13,864	30,492
Umbrellas, European	Pieces	5,097	5,171	...	...	...	...	...	...	5,097	5,171
" Japanese	"	13,424	7,706	...	...	...	...	...	...	13,424	7,706
Varnish	Piculs	1,181	15,488	1	70	33	605	...	...	1,149	14,953
Vegetables, Dried and Salted	"	599	2,394	...	...	...	...	...	...	599	2,394
Vermicelli and Macaroni	"	1,389	11,555	...	...	...	4	...	...	1,389	11,551
Vermilion	"	159	17,509	...	...	...	...	...	...	159	17,509
" Imitation	"	125	2,562	...	...	...	...	...	...	125	2,562
Waters, Table	Value	...	3,302	...	...	...	...	...	...	...	3,302
Wax, Paraffin	Piculs	621	5,540	...	...	8	84	94	1,054	519	4,402
" White, Japan	"	14	238	...	...	...	...	...	...	14	238
Wines	Value	...	7,326	...	365	...	25	...	...	...	7,666
Wood, Carrying-stick	Pieces	61,689	6,208	...	...	...	...	...	...	61,689	6,208
" Ebony	Piculs	140	560	...	...	...	...	...	...	140	560
" Garoo	Catties	527	567	...	...	...	...	...	...	527	567
" Kranjee	Pieces	120	2,902	...	...	...	...	...	...	120	2,902

TABLE No. III.—TRADE IN FOREIGN GOODS.—Imports and Re-exports—Continued.

DESCRIPTION OF GOODS.	Classifier of Quantity.	IMPORTS FROM FOREIGN COUNTRIES AND HONGKONG.		IMPORTS FROM CHINESE PORTS.		RE-EXPORTS TO FOREIGN COUNTRIES AND HONGKONG.		RE-EXPORTS TO CHINESE PORTS.		NET TOTAL IMPORTS.		
		Quantity.	Value.	Quantity.	Value.	Quantity.	Value.	Quantity.	Value.	Quantity.	Value.	
Wood, Scented and Fragrant .....	<i>Piculs</i>	138	<i>Hk. Tls</i> 1,644	...	<i>Hk. Tls</i> ...	2	<i>Hk. Tls</i> 28	29	<i>Hk. Tls</i> 275	107	<i>Hk. Tls</i> 1,341	
"    Unclassed .....	"	254	425	...	...	...	...	...	...	254	425	
Woodware .....	"	68	1,359	...	...	...	...	...	...	68	1,359	
Worm Tablets, in Bottles .....	<i>Dozens</i>	949	766	...	...	...	...	...	...	949	766	
Sundries, Unenumerated .....	<i>Value</i>	...	15,441	...	280	...	90	...	...	...	15,631	
TOTAL .....	<i>Hk. Tls</i>	...	14,101,776	...	286,786	...	80,433	...	11,387	...	14,300,472	
Imports from Foreign Countries by Junk, not otherwise recorded .....	<i>Hk. Tls</i>	...	3,309	...	...	...	...	...	...	...	3,309	
GRAND TOTAL .....	<i>Hk. Tls</i>	...	14,105,085	...	286,786	...	80,433	...	11,387	...	14,303,781	
Excess of Re-export above Import of some articles during the year .....											<i>Hk. Tls</i>	3,730
NET TOTAL .....											<i>Hk. Tls</i>	14,300,051

## SUMMARY.

IMPORTS from Hongkong .....	<i>Hk. Tls</i>	13,248,350
"    " Singapore and Straits .....	"	162,995
"    " Japan .....	"	243,454
"    " Formosa .....	"	70,787
"    " Cochin China, Tonkin, and Annam .....	"	84,442
"    " Siam .....	"	24,106
"    " Sumatra .....	"	270,951
Total from Foreign Countries .....	<i>Hk. Tls</i>	14,105,085
Imports from Chinese Ports .....	"	286,786
TOTAL FOREIGN IMPORTS .....	<i>Hk. Tls</i>	14,391,871
RE-EXPORTS to Hongkong .....	<i>Hk. Tls</i>	37,640
"    " Singapore and Straits .....	"	2,671
"    " Formosa .....	"	12,588
"    " Cochin China, Tonkin, and Annam .....	"	16,562
"    " Siam .....	"	10,147
"    " Sumatra .....	"	825
Total to Foreign Countries .....	<i>Hk. Tls</i>	80,433
RE-EXPORTS to Tientsin .....	<i>Hk. Tls</i>	3,845
"    " Chefoo .....	"	883
"    " Hankow .....	"	1,925
"    " Shanghai .....	"	2,368
"    " Foochow .....	"	48
"    " Amoy .....	"	2,318
Total to Chinese Ports .....	<i>Hk. Tls</i>	11,387
TOTAL FOREIGN RE-EXPORTS .....	<i>Hk. Tls</i>	91,820
NET TOTAL FOREIGN IMPORTS .....	<i>Hk. Tls</i>	14,300,051

TABLE No. IV.—TRADE IN NATIVE PRODUCE.—Imports and Re-exports.

DESCRIPTION OF GOODS.	Classifier of Quantity.	IMPORTS FROM CHINESE PORTS.		RE-EXPORTS TO CHINESE PORTS.		RE-EXPORTS TO FOREIGN COUNTRIES AND HONGKONG.		NET TOTAL IMPORTS.	
		Quantity.	Value.	Quantity.	Value.	Quantity.	Value.	Quantity.	Value.
<b>COTTON GOODS.*</b>									
Shirtings, Grey.....	Pieces	1,820	8,156	...	...	...	...	1,820	8,156
Sheetings.....	"	3,302	13,405	...	...	...	...	3,302	13,405
Cotton Flannel, Native-dyed.....	"	1,708	7,193	...	...	...	...	1,708	7,193
<b>SUNDRIES.</b>									
Alum, White.....	Piculs	2,204	4,602	...	...	303	733	1,901	3,869
Bags, Gunny and Hemp.....	Pieces	91,780	3,294	2,000	142	...	...	89,780	3,152
Bamboo Shoots.....	Piculs	327	2,705	...	...	1	4	326	2,701
" Split, Leaf, etc.....	"	832	1,187	...	...	...	...	832	1,187
Bambooware.....	"	11	272	...	...	1	37	10	235
Barley, Pearl.....	"	1,282	8,887	...	...	...	...	1,282	8,887
Beancake.....	"	2,227,509	5,518,423	...	...	33,347	86,693	2,194,162	5,431,730
Beancurd.....	"	281	994	49	173	232	844	...	...
Beans, Black.....	"	53,252	153,468	...	...	3,570	12,370	49,682	141,098
" Green.....	"	110,158	320,463	...	...	1,996	7,061	108,162	313,402
" White and Yellow.....	"	737,966	2,135,081	561	1,921	26,987	92,142	710,418	2,041,018
" Miscellaneous.....	"	11,211	31,214	114	378	452	1,493	10,645	29,343
Books, Printed.....	"	623	41,054	...	...	...	...	623	41,054
Brassware.....	"	45	1,704	...	...	...	...	45	1,704
Cake-stuff.....	"	178	3,341	...	...	...	...	178	3,341
Caps, Felt.....	Pieces	47,455	9,137	...	...	1,000	260	46,455	8,877
" Silk.....	"	106,704	26,892	...	...	...	...	106,704	26,892
" and Hats, Miscellaneous.....	"	37,671	14,302	...	...	...	...	37,671	14,302
Carpets.....	Piculs	1,348	1,191	...	...	...	...	1,348	1,191
Chestnuts.....	"	589	2,856	...	...	24	142	565	2,714
China-root.....	"	1,596	24,029	...	...	4	33	1,592	23,996
China-ware, Coarse.....	"	44	314	...	...	3	32	41	282
" Fine.....	"	330	8,629	...	...	...	...	330	8,629
Cinnabar.....	"	4	320	...	...	...	...	4	320
Cloth, Native (Nankeens).....	"	2,546	140,915	...	...	1	65	2,545	140,850
Coir and Coirware.....	"	626	2,679	64	297	3	31	559	2,351
Collars, Velvet, Silk, and Fur.....	Pieces	3,264	577	...	...	...	...	3,264	577
Cotton Cord.....	Piculs	40	1,932	...	...	...	...	40	1,932
" Raw.....	"	11,597	219,843	16	348	40	859	11,541	218,636
" Ribbons.....	"	6	513	...	...	...	...	6	513
" Old, and Rags.....	"	334	888	...	...	...	...	334	888
Cuttle-fish.....	"	78	1,224	...	...	...	...	78	1,224
Dates, Black.....	"	7,075	32,779	153	722	1,431	7,719	5,491	24,338
" Red.....	"	7,504	24,435	29	104	342	1,384	7,133	22,947
Eggs, Preserved.....	Pieces	490,034	5,421	...	...	...	...	490,034	5,421
Fans, Fancy and Silk.....	"	13,009	2,090	...	...	...	...	13,009	2,090
" Paper.....	"	36,459	2,225	...	...	...	...	36,459	2,225
Fish, Dried.....	Piculs	646	7,009	...	...	9	118	637	6,891
" Salt.....	"	10,245	51,827	...	...	314	1,852	9,931	49,975
Fishery Products, Unclassed.....	"	46	1,183	28	554	...	...	18	629
Flour, Shanghai Mill.....	"	338	1,449	...	...	...	...	338	1,449
Fruits, Dried.....	"	772	2,767	...	...	22	92	750	2,675
" Fresh, Unclassed.....	"	151	185	18	21	...	...	133	164
Fungus.....	"	1,637	83,378	...	...	6	378	1,631	83,000
Furniture.....	Value	...	852	...	...	...	...	...	852
Galangal.....	Piculs	197	479	142	368	...	...	55	111
Garlic.....	"	2,481	3,045	21	30	83	118	2,377	2,897
Ginseng Beard and Refuse.....	"	22	2,008	...	...	3	134	19	1,874
" Korean.....	"	11	9,520	...	...	...	...	11	9,520
" " Beard.....	"	7	1,331	...	...	...	...	7	1,331
" Native.....	"	156	60,521	...	...	62	12,735	94	47,786
Glass or Vitrified Ware.....	"	17	331	...	...	...	...	17	331
Glue.....	"	2,221	33,164	...	...	46	818	2,175	32,346

\* Steam Factory products.

TABLE No. IV.—TRADE IN NATIVE PRODUCE.—Imports and Re-exports—Continued.

DESCRIPTION OF GOODS.	Classifier of Quantity.	IMPORTS FROM CHINESE PORTS.		RE-EXPORTS TO CHINESE PORTS.		RE-EXPORTS TO FOREIGN COUNTRIES AND HONGKONG.		NET TOTAL IMPORTS.	
		Quantity.	Value.	Quantity.	Value.	Quantity.	Value.	Quantity.	Value.
Grasscloth, Coarse	Piculs	4	Hk. \$ 317	...	...	...	...	4	317
" Fine	"	156	26,298	2	415	7	1,253	147	24,630
Ground-nut Cake	"	4,400	10,205	...	...	...	...	4,400	10,205
" Pulp	"	12,702	51,486	...	...	2,678	11,420	10,024	40,066
Ground-nuts	"	52,719	147,828	...	...	761	2,335	51,958	145,493
Gypsum	"	4,600	4,000	...	...	140	155	4,460	3,845
Hair, Goat	"	251	2,972	...	...	...	...	251	2,972
" Human	"	76	1,763	...	...	...	...	76	1,763
Hams	"	132	3,384	...	...	...	...	132	3,384
Hemp	"	55,906	736,524	1,005	14,710	1,830	25,520	53,071	696,294
" Skin	"	758	3,874	9	51	712	3,710	37	113
Hides, Cow and Buffalo	"	121	2,106	50	1,084	...	...	71	1,022
Honey	"	487	4,752	13	138	18	207	456	4,407
Horns, Chamois	"	8	9,745	...	...	...	...	8	9,745
" Deer, Old	"	18	2,992	...	...	...	...	18	2,992
" Young	Pairs	436	23,536	...	...	16	1,019	420	22,517
Ink, China	Piculs	16	1,439	...	...	1	90	15	1,349
Iron Pans	"	264	899	...	...	17	60	247	839
Ironware	Value	...	1,457	...	...	...	83	...	1,374
Lacquerware	Piculs	18	622	...	9	1	47	17	566
Leather	"	1,358	40,062	405	14,860	...	...	953	25,202
" Strips	"	2	316	...	...	...	...	2	316
Leatherware	"	81	2,961	...	...	4	179	77	2,782
Lily Flowers, Dried	"	11,512	91,781	49	441	298	2,677	11,165	88,663
Liquorice	"	1,344	11,813	...	...	16	142	1,328	11,671
Manure-cake	"	3,764	10,841	...	...	...	...	3,764	10,841
Matches	Gross	1,500	351	...	...	...	...	1,500	351
Mats, Bamboo	Pieces	12,378	7,427	...	...	...	...	12,378	7,427
Medicines	Piculs	16,252	130,952	187	3,323	417	6,264	15,648	121,365
Mushrooms	"	72	3,573	...	...	...	...	72	3,573
Musk	Tael	546	6,168	...	...	...	...	546	6,168
Nuts, White	Piculs	1,026	3,372	38	157	174	505	814	2,710
Oil, Bean	"	8,729	82,123	...	...	198	1,949	8,531	80,174
" Castor	"	281	2,310	...	...	...	...	281	2,310
" Ground-nut	"	8,205	86,224	...	...	2,543	32,154	5,662	54,070
" Peach Seed	"	194	7,082	...	...	...	...	194	7,082
" Sediment	"	876	1,574	...	...	...	...	876	1,574
" Sesamum	"	6,173	62,216	...	...	1	7	6,172	62,209
" Tea	"	3,812	41,876	...	...	...	...	3,812	41,876
" Vegetable	"	204	2,040	...	...	...	...	204	2,040
" Wood	"	5,210	50,355	...	...	...	...	5,210	50,355
Opium Husk	"	3	352	...	...	...	...	3	352
" Native, Kiangsu	"	259.02	120,985	1.18	592	...	...	257.84	120,393
" " Szechwan	"	1,189.22	427,754	15.85	8,063	...	...	1,173.37	419,691
" " Yunnan	"	51.11	21,727	8.43	4,223	...	...	42.68	17,504
Ornaments	Value	...	2,191	...	...	...	...	...	2,191
Paper, 1st Quality	Piculs	833	19,606	...	...	602	22,621	...	...
" 2nd	"	64	459	...	...	...	...	64	459
Pears, Fresh	"	3,208	5,361	...	...	...	...	3,208	5,361
Pens, Chinese	Pieces	72,740	835	...	...	16,500	78	56,240	757
Pipes, Brass and White Metal	"	5,917	4,134	...	...	...	...	5,917	4,134
Potatoes	Piculs	756	1,060	...	...	120	160	636	900
Pottery and Earthenware	"	1,017	1,830	4	8	8	17	1,005	1,805
Prawn and Shrimp Skins	"	3,004	13,150	28	113	...	...	2,976	13,037
Prawns and Shrimps, Dried	"	214	3,206	...	...	...	...	214	3,206
Provisions	"	473	5,990	...	...	...	...	473	5,990
Rhubarb	"	64	772	...	...	...	...	64	772
Rice	"	2,670,664	7,265,885	...	...	...	...	2,670,664	7,265,885
" Paddy	"	19,376	37,423	...	...	...	...	19,376	37,423
Samsu	"	41,007	259,466	1,278	9,695	748	5,800	38,981	243,971

TABLE No. IV.—TRADE IN NATIVE PRODUCE.—Imports and Re-exports—Continued.

DESCRIPTION OF GOODS.	Classifier of Quantity.	IMPORTS FROM CHINESE PORTS.		RE-EXPORTS TO CHINESE PORTS.		RE-EXPORTS TO FOREIGN COUNTRIES AND HONGKONG.		NET TOTAL IMPORTS.	
		Quantity.	Value.	Quantity.	Value.	Quantity.	Value.	Quantity.	Value.
			<i>Hk. Ta</i>		<i>Hk. Ta</i>		<i>Hk. Ta</i>		<i>Hk. Ta</i>
Samshu, Medicated.....	<i>Piculs</i>	11,097	101,937	5	50	7,891	73,392	3,201	28,495
Seed, Apricot.....	"	539	7,311	...	...	73	1,172	466	6,139
" Cake.....	"	1,058	1,012	...	...	...	...	1,058	1,012
" Indigo.....	"	69	534	...	...	...	...	69	534
" Lily Flower, or Lotus-nuts.....	"	1,424	19,637	...	...	...	...	1,424	19,637
" Melon.....	"	5,104	38,897	...	...	969	8,723	4,135	30,174
" Mustard.....	"	97	355	...	...	...	...	97	355
" Senna.....	"	9,798	29,892	7	32	596	1,971	9,195	27,889
" Sesamum.....	"	37,291	184,500	...	...	276	1,616	37,015	182,884
" Vegetable.....	"	106	333	...	...	...	...	106	333
Sharks Fins, Black.....	"	25	652	25	769	...	...	...	...
" " White.....	"	46	2,097	43	2,330	...	...	...	...
Sheep and Goats.....	<i>No.</i>	629	3,557	...	...	...	...	629	3,557
Shoes and Boots, Leather.....	<i>Pairs</i>	932	1,129	...	...	...	...	932	1,129
" " Silk and Cotton.....	"	24,846	19,984	...	...	240	198	24,606	19,786
" " Miscellaneous.....	"	2,428	2,459	...	...	...	...	2,428	2,459
Silk, Raw, White.....	<i>Piculs</i>	15	7,896	...	...	...	...	15	7,896
" " Yellow.....	"	65	19,522	...	...	...	...	65	19,522
" " Wild.....	"	3	498	...	...	...	...	3	498
" Cocoons, Refuse.....	"	43	1,480	...	...	...	...	43	1,480
" Piece Goods.....	"	645	477,874	3	2,569	1	1,133	641	474,172
" Pongees, Honan, Shantung, and Szechwan.....	"	55	19,416	...	...	9	3,631	46	15,785
" Thread.....	"	106	53,015	...	...	2	859	104	52,156
" Ribbons.....	"	6	2,400	...	...	...	...	6	2,400
" Products, Unclassed.....	<i>Value</i>	...	3,761	...	...	...	...	...	3,761
Sinews, Deer, Cow, and Buffalo.....	<i>Piculs</i>	88	2,838	...	...	...	...	88	2,838
Skins of all kinds.....	<i>Pieces</i>	1,627	1,097	...	...	...	...	1,627	1,097
Starch.....	<i>Piculs</i>	458	1,755	...	...	...	...	458	1,755
Steel, Flint.....	"	961	4,193	...	...	525	2,328	436	1,865
Straw Braid.....	"	64	3,088	...	...	...	...	64	3,088
Tallow, Animal.....	"	1,317	13,330	...	...	...	...	1,317	13,330
Tea, Black.....	"	15,979	492,324	19	790	9,862	365,887	6,098	125,647
" Stalk.....	"	54	542	...	...	37	432	17	110
Tin-foil.....	"	12	721	...	...	...	...	12	721
Tobacco, Leaf.....	"	19,711	152,017	219	2,012	2,714	24,958	16,778	125,047
" Prepared.....	"	61	1,227	...	...	...	...	61	1,227
" Stalk.....	"	519	650	...	...	519	667	...	...
Umbrellas, Paper.....	<i>Pieces</i>	33,688	3,016	...	...	24,724	2,828	8,964	188
Varnish.....	<i>Piculs</i>	441	18,341	6	282	4	204	431	17,855
Vegetables, Salted.....	"	9,319	84,316	7	66	6,062	57,205	3,250	27,045
Vermicelli and Macaroni.....	"	27,255	207,876	282	2,566	542	4,926	26,431	200,384
Vinegar.....	"	626	720	...	...	3	4	623	716
Wax, White.....	"	642	37,852	...	...	21	1,516	621	36,336
Wheat.....	"	164,678	343,224	...	...	...	...	164,678	343,224
Woollen and Cotton Mixtures.....	<i>Pieces</i>	4,119	5,988	100	142	1,540	2,289	2,479	3,557
Sundries, Unenumerated.....	<i>Value</i>	...	7,382	...	328	...	844	...	6,210
TOTAL.....	<i>Hk. Ta</i>		21,294,130		74,876		903,382		20,319,277
Excess of Re-export above Import of some articles during the year.....									<i>Hk. Ta</i> 3,405
NET TOTAL.....									<i>Hk. Ta</i> 20,315,872



## SUMMARY.

IMPORTS from Newchwang .....	<i>Hk. Ta</i>	3,259,675
"    " Tientsin .....	"	470,949
"    " Chefoo .....	"	1,379,973
"    " Ichang .....	"	5,396
"    " Hankow .....	"	5,190,107
"    " Kiukiang .....	"	15,343
"    " Wuhu .....	"	6,122,371
"    " Chinkiang .....	"	1,135,736
"    " Shanghai .....	"	2,997,552
"    " Soochow .....	"	759
"    " Hangchow .....	"	23
"    " Ningpo .....	"	19,545
"    " Foochow .....	"	508,205
"    " Amoy .....	"	26,577
"    " Kiungchow .....	"	161,919
Total from Chinese Ports .....	<i>Hk. Ta</i>	21,294,130
TOTAL NATIVE IMPORTS .....	<i>Hk. Ta</i>	21,294,130
RE-EXPORTS to Tientsin .....	<i>Hk. Ta</i>	295
"    " Chefoo .....	"	129
"    " Shanghai .....	"	39,246
"    " Foochow .....	"	186
"    " Amoy .....	"	27,536
"    " Canton .....	"	749
"    " Kiungchow .....	"	6,735
Total to Chinese Ports .....	<i>Hk. Ta</i>	74,876
RE-EXPORTS to Hongkong .....	<i>Hk. Ta</i>	133,577
"    " Singapore and Straits .....	"	135,935
"    " Formosa .....	"	47,936
"    " Japan .....	"	84,442
"    " Cochin China, Tonkin, and Annam .....	"	391,298
"    " Siam .....	"	110,326
"    " Java (Sumatra) .....	"	768
Total to Foreign Countries .....	<i>Hk. Ta</i>	903,382
TOTAL NATIVE RE-EXPORTS .....	<i>Hk. Ta</i>	978,258
NET TOTAL NATIVE IMPORTS .....	<i>Hk. Ta</i>	20,315,872

TABLE No. V.—TRADE IN NATIVE PRODUCE.—Exports and Re-exports.

DESCRIPTION OF GOODS.	Classifier of Quantity.	EXPORTS TO FOREIGN COUNTRIES.		EXPORTS TO HONGKONG.		EXPORTS TO CHINESE PORTS.		TOTAL RE-EXPORTS TO FOREIGN COUNTRIES, HONGKONG, AND CHINESE PORTS.		TOTAL EXPORTS (including Re-exports).	
		Quantity.	Value.	Quantity.	Value.	Quantity.	Value.	Quantity.	Value.	Quantity.	Value.
Alum, Green	Piculs	...	Hk. Tls	11	Hk. Tls	59	Hk. Tls	...	Hk. Tls	70	Hk. Tls
" White	"	239	526	1,218	2,679	...	...	303	733	1,760	3,938
Bags, Gunny	Pieces	...	...	45,460	2,995	2,935,202	127,098	...	...	2,980,662	130,093
" Hemp	"	...	...	1,270	56	...	...	2,000	142	3,270	198
Bamboo Articles	"	555,489	66,568	10,360	6,186	1,517	157	4,310	164	571,676	73,075
" Split, Leaf, etc.	Piculs	728	1,834	143	438	30	100	...	...	901	2,372
Bambooware	"	2	32	...	...	72	1,837	...	...	75	1,906
Beancake	"	10,194	25,486	...	...	...	...	33,347	86,693	43,541	112,179
Beancurd	"	2,259	11,907	14	64	42	253	281	1,017	2,596	13,241
Beans, Salted	"	264	420	10	27	5	31	...	...	279	478
" and Peas	"	3,618	11,085	3,355	10,386	388	1,167	33,680	115,365	41,041	138,003
Bone and Horn Ware	"	25	737	...	...	...	...	...	...	25	737
Books, Printed	"	8	499	41	1,854	136	8,163	...	...	185	10,516
Bottles, Empty	Dozens	...	...	4,448	3,192	...	...	...	...	4,448	3,192
Brassware	Piculs	211	7,996	...	...	4	250	...	...	215	8,226
Bricks and Tiles	Pieces	103,050	1,297	300	10	...	...	...	...	103,350	1,307
Cake-stuff	Piculs	...	...	...	...	20	360	...	...	20	360
Cakes	"	86	1,059	...	...	...	...	...	...	86	1,059
Camphor	"	...	...	18	1,239	...	...	...	...	18	1,239
Canes	Pieces	4,112	108	79,715	543	3,454	104	...	...	87,281	755
Capoor Cutchery	Piculs	23	113	1,644	8,221	1,181	6,268	...	...	2,848	14,602
Cups, Felt	Pieces	150	26	...	...	...	...	1,000	260	1,150	286
Cassia Lignea	Piculs	1	38	...	...	...	...	...	...	1	38
Cattle	Head	...	...	997	21,535	...	...	...	...	997	21,535
China-root	Piculs	2,180	15,265	94	657	739	5,170	4	33	3,017	21,125
China-ware, Coarse	"	23,245	116,225	143	715	36	180	3	32	23,427	117,152
Chopsticks	"	316	1,122	55	184	176	694	...	...	547	2,000
Clams, Dried and Salted	"	2,440	3,088	2	9	...	...	...	...	2,442	3,097
Clay	"	9,022	2,400	...	...	...	...	...	...	9,022	2,400
Cloth, Native (Nankeens)	"	102	5,350	607	32,540	5,991	388,446	1	65	6,701	426,401
Clothing, Cotton	"	1,548	81,048	591	31,259	...	...	...	...	2,139	112,307
" Silk	"	8	4,575	...	...	...	...	...	...	8	4,575
Cockles, Fresh	"	...	...	...	...	17,081	29,785	...	...	17,081	29,785
Coir and Coirware	"	...	...	...	...	...	...	67	328	67	328
Cotton Cord and Thread	"	27	738	...	...	...	...	...	...	27	738
" Raw	"	...	...	...	...	...	...	56	1,207	56	1,207
" Old, and Rags	"	...	...	1,538	3,032	...	...	...	...	1,538	3,032
Cuttle-fish	"	275	6,871	2,637	65,928	21	564	...	...	2,933	73,363
Dates, Black	"	15	65	84	420	...	...	1,584	8,441	1,683	8,926
" Red	"	23	71	...	...	48	138	371	1,488	442	1,697
Dye-stuff	"	1	4	47	207	...	...	...	...	48	211
Eggs, Fresh	Pieces	13,600,860	115,566	25,489,000	198,320	10,000	72	...	...	39,099,860	313,958
Fans, Decorated	"	...	...	...	...	530,849	7,007	...	...	530,849	7,007
" Gauze	"	700	63	4,498	506	119,843	14,306	...	...	125,041	14,965
" Paper	"	931,690	11,179	142,700	1,713	881,263	10,575	...	...	1,955,653	23,467
Feather Dusters	"	20,205	779	...	...	...	...	...	...	20,205	779
Feathers, Duck, Fowl, etc.	Piculs	...	...	3,563	44,501	308	4,728	...	...	3,871	49,229
Felt	Pieces	...	...	4,900	755	4,000	620	...	...	8,900	1,375
Fire-crackers and Fireworks	Piculs	4,508	42,446	315	2,879	...	...	...	...	4,823	45,325
Fish, Dried	"	54	864	137	2,190	18	358	9	118	218	3,530
" Salt	"	137	760	1,612	9,687	...	...	314	1,852	2,063	12,299
Fishery Products, Unclassed	Value	...	557	...	51	...	1,133	...	554	...	2,295
Fishing Nets	Piculs	1,317	61,417	24	1,427	...	...	...	...	1,341	62,844
Flour, Potato	"	11,308	30,261	5,265	12,232	34,358	91,185	...	...	50,931	133,678
" Rice	"	12,803	53,877	245	1,080	...	...	...	...	13,048	54,966
Flowers, Artificial	"	16	994	...	...	...	...	...	39	16	1,033
" Dried	"	46	628	127	2,807	...	...	...	...	173	3,435
Fruits, Dried and Salted, Unclassed	"	2,835	4,002	141	521	33	110	22	92	3,031	4,725
" Fresh, Unclassed	"	988	1,605	3,181	2,647	5,436	8,610	18	21	9,623	12,883

TABLE NO. V.—TRADE IN NATIVE PRODUCE.—Exports and Re-exports—Continued.

DESCRIPTION OF GOODS.	Classifier of Quantity.	EXPORTS TO FOREIGN COUNTRIES.		EXPORTS TO HONGKONG.		EXPORTS TO CHINESE PORTS.		TOTAL RE-EXPORTS TO FOREIGN COUNTRIES, HONGKONG, AND CHINESE PORTS.		TOTAL EXPORTS (including Re-exports).	
		Quantity.	Value.	Quantity.	Value.	Quantity.	Value.	Quantity.	Value.	Quantity.	Value.
Fungus.....	<i>Piculs</i>	...	7	...	...	...	...	6	378	6	385
Furniture.....	<i>Value</i>	...	1,169	...	1,196	...	231	...	...	...	2,596
Galangal.....	<i>Piculs</i>	...	...	...	...	...	...	142	368	142	368
Garlic.....	"	42,167	57,800	2,958	4,095	...	...	104	148	45,229	62,043
Ginger.....	"	1,873	2,505	36	40	...	...	...	...	1,909	2,545
Ginseng Beard and Refuse.....	"	1	72	1	66	...	...	3	134	5	272
" Native.....	"	23	4,866	2	466	...	...	62	12,735	87	18,067
Glue.....	"	24	295	...	...	...	...	46	818	70	1,113
Goldware.....	<i>Taels</i>	276	11,040	...	...	...	...	...	...	276	11,040
Grasscloth, Coarse.....	<i>Piculs</i>	47	2,349	1,636	113,617	161	13,701	...	...	1,844	129,667
" Drawn-work.....	<i>Value</i>	...	16,167	...	16,213	...	10,683	...	...	...	43,063
" Fine.....	<i>Piculs</i>	75	11,611	361	55,679	3,486	595,488	9	1,668	3,931	664,446
Ground-nut Cake.....	"	107	399	312	840	...	...	...	...	419	1,239
" Pulp.....	"	7,687	41,877	88	583	...	...	2,678	11,420	10,453	53,880
Ground-nuts.....	"	8,361	26,753	23,470	75,108	153	488	761	2,335	32,744	104,684
Gypsum.....	"	...	...	...	...	...	...	140	155	140	155
Hair, Human.....	"	3	184	1,260	52,714	...	...	...	...	1,263	52,898
" Unpicked.....	"	...	...	280	3,758	...	...	...	...	280	3,758
Hats, Bamboo.....	<i>Pieces</i>	473,334	13,239	...	...	...	...	...	...	473,334	13,239
Hemp.....	<i>Piculs</i>	23	330	29	400	...	...	2,835	40,230	2,887	40,960
" Skin.....	"	10,802	39,846	2,203	8,327	3,515	13,364	721	3,761	17,241	65,298
" Twine and Thread.....	"	9,647	182,229	368	7,301	...	...	...	...	10,015	189,530
Hempcloth.....	"	514	8,594	...	...	...	...	...	...	514	8,594
Hides, Cow and Buffalo.....	"	146	2,200	...	...	66	1,117	50	1,084	262	4,401
Honey.....	"	...	...	...	...	...	...	31	345	31	345
Horns, Cow and Buffalo.....	"	187	1,399	15	113	71	529	...	...	273	2,041
" Deer, Young.....	<i>Pairs</i>	35	1,925	22	1,210	...	...	16	1,019	73	4,154
" Cuttings.....	<i>Piculs</i>	2	2,816	...	...	...	...	...	...	2	2,816
Indigo, Liquid.....	"	20,106	63,797	485	1,789	39,929	159,715	...	...	60,520	225,301
Ink, China.....	"	4	269	...	...	...	...	1	90	5	359
Iron Pans.....	"	9,970	49,534	...	...	10	55	17	60	9,997	49,649
Ironware.....	"	3,325	25,792	516	7,701	2,094	31,097	4	83	5,939	64,673
Joss-stick Powder.....	"	57	156	...	...	123	371	...	...	180	527
Joss Sticks.....	"	23,722	158,298	593	3,860	375	2,624	...	...	24,690	164,787
Lacquerware.....	"	74	2,448	...	...	63	2,089	1	56	138	4,593
Lampblack.....	"	154	724	...	...	...	...	...	...	154	724
Lard (Pork-fat).....	"	3,068	33,752	14	154	...	...	10	80	3,092	33,986
Leather.....	"	3	90	4	110	850	22,227	405	14,860	1,262	37,287
Leatherware.....	"	311	8,055	3	80	152	4,765	4	179	470	13,079
Lichees.....	"	7,181	7,927	130	542	43	94	...	...	7,354	8,563
Lily Flowers, Dried.....	"	20	184	30	225	9	93	347	3,118	406	3,620
Liquorice.....	"	58	523	2	19	2	17	16	142	78	701
Lung-ngans, Dried.....	"	1,535	9,211	6	36	...	...	15	138	1,556	9,385
Mats, Bamboo.....	<i>Pieces</i>	5,690	339	164	106	...	...	...	...	5,854	445
" Straw.....	"	76,380	5,375	...	...	11,120	779	...	...	87,500	6,154
Medicines.....	<i>Piculs</i>	4,662	25,657	2,158	9,549	726	3,049	604	9,587	8,150	47,842
Molasses.....	"	12,601	13,862	15,709	17,287	...	...	...	...	28,310	31,149
Needles.....	<i>Mille</i>	5,885	1,051	448	88	...	...	...	...	6,333	1,139
Nuts, White.....	<i>Piculs</i>	...	...	...	...	...	...	212	662	212	662
Oil, Bean.....	"	...	...	...	...	...	...	198	1,949	198	1,949
" Ground-nut.....	"	432	5,054	21,868	249,559	...	...	2,543	32,154	24,843	286,767
" Sesamum.....	"	35	335	25	252	...	...	1	7	61	594
" Wood.....	"	34	469	...	...	...	...	...	...	34	469
Olives.....	"	9,414	22,287	381	927	27	68	...	...	9,822	23,282
Opium, Boiled.....	<i>Catties</i>	...	...	...	...	200	2,400	...	...	200	2,400
" Native, Kiangsu.....	<i>Piculs</i>	...	...	...	...	...	...	1.18	592	1.18	592
" " Szechwan.....	"	...	...	...	...	...	...	15.85	8,063	15.85	8,063
" " Yunnan.....	"	...	...	...	...	...	...	8.43	4,223	8.43	4,223
Oranges, Dried.....	"	5	19	...	...	363	1,186	...	...	368	1,205
" Fresh.....	"	58,414	144,406	18,054	47,072	51,581	128,996	...	...	128,049	320,474



TABLE No. V.—TRADE IN NATIVE PRODUCE.—Exports and Re-exports—Continued.

DESCRIPTION OF GOODS.	Classifier of Quantity.	EXPORTS TO FOREIGN COUNTRIES.		EXPORTS TO HONGKONG.		EXPORTS TO CHINESE PORTS.		TOTAL RE-EXPORTS TO FOREIGN COUNTRIES, HONGKONG, AND CHINESE PORTS.		TOTAL EXPORTS (including Re-exports).	
		Quantity.	Value.	Quantity.	Value.	Quantity.	Value.	Quantity.	Value.	Quantity.	Value.
			<i>Hk. \$</i>		<i>Hk. \$</i>		<i>Hk. \$</i>		<i>Hk. \$</i>		<i>Hk. \$</i>
Tin-foil.....	<i>Piculs</i>	...	7	2,871	201,901	234	16,328	...	...	3,105	218,436
Tobacco, Leaf.....	"	407	3,963	13	202	16	109	2,933	26,970	3,369	31,244
"    Prepared.....	"	580	15,602	5,850	165,026	21,064	651,724	...	...	27,494	832,352
"    Stalk.....	"	39	50	...	...	1,497	1,987	519	667	2,055	2,704
Toys.....	<i>Value</i>	...	2,560	...	191	...	...	...	...	...	2,751
Umbrellas, Paper.....	<i>Pieces</i>	147,253	16,331	4,760	536	...	...	24,724	2,828	176,737	19,695
Varnish.....	<i>Piculs</i>	234	7,697	...	...	...	...	10	486	244	8,183
Vegetables, Dried and Salted.....	"	193,587	126,945	2,815	2,297	51	79	6,069	57,271	202,522	186,502
"    Fresh.....	"	7,558	6,134	1,324	1,654	1,082	1,075	...	...	9,964	8,863
Vermicelli and Macaroni.....	"	13,537	50,343	75	279	7	55	824	7,492	14,443	58,169
Vinegar.....	"	23,805	26,585	9	33	729	805	3	4	24,546	27,427
Wax, White.....	"	...	...	...	...	...	...	21	1,516	21	1,516
Wheat-sprout Jelly.....	"	6,789	27,264	43	179	...	...	...	...	6,832	27,443
Wood, Unclassed.....	"	...	...	...	...	2,551	1,154	...	...	2,551	1,154
Wooden Articles.....	<i>Pieces</i>	154,147	5,796	524	599	39	12	...	...	154,710	6,407
Woodware.....	<i>Piculs</i>	7	131	...	...	3	51	...	...	10	182
Woolen and Cotton Mixtures.....	<i>Pieces</i>	...	...	...	...	...	...	1,640	2,431	1,640	2,431
Yeast.....	<i>Piculs</i>	1,651	8,686	42	222	...	...	...	...	1,693	8,908
Zinc, Sheets, Old.....	"	...	...	973	4,257	...	...	...	...	973	4,257
Sundries, Unenumerated.....	<i>Value</i>	...	6,191	...	1,558	...	1,628	...	993	...	10,370
Total.....	<i>Hk. \$</i>	...	3,764,418	...	1,989,149	...	8,836,604	...	978,258	...	15,568,429
Exports to Foreign Countries by Junk, not otherwise recorded.....	<i>Hk. \$</i>	...	3,545	...	71,137	...	...	...	...	...	74,692
GRAND TOTAL.....	<i>Hk. \$</i>	...	3,767,963	...	2,060,286	...	8,836,604	...	978,258	...	15,643,121

## SUMMARY.

To—	EXPORTS.		RE-EXPORTS.		TOTAL EXPORTS AND RE-EXPORTS.	
	<i>Hk. Ts</i>	<i>Hk. Ts</i>	<i>Hk. Ts</i>	<i>Hk. Ts</i>	<i>Hk. Ts</i>	<i>Hk. Ts</i>
Burma (Rangoon).....	683		...		683	
Singapore and Straits.....	1,698,415		135,935		1,834,350	
Japan.....			84,442		84,442	
Formosa.....	162,957		47,036		209,993	
Cochin China, Tonkin, and Annam.....	894,568		391,298		1,285,866	
Siam.....	977,234		110,326		1,087,560	
Java.....	34,106		768		34,874	
Hongkong.....	2,060,296		133,577		2,193,873	
Total to Foreign Countries.....		5,828,259		903,382		6,731,641
Newchwang.....	413		...		413	
Tientsin.....	811,678		295		811,973	
Chefoo.....	635,653		129		635,782	
Hankow.....	1,788,094		...		1,788,094	
Kinkiang.....	35,432		...		35,432	
Wuhu.....	53,920		...		53,920	
Nanking.....	90,990		...		90,990	
Chinkiang.....	1,002,705		...		1,002,705	
Shanghai.....	4,083,011		39,246		4,122,257	
Soochow.....	545		...		545	
Ningpo.....	2,002		...		2,002	
Wenchow.....	339		...		339	
Santuo.....	49		...		49	
Foochow.....	227,098		186		227,284	
Amoy.....	13,539		27,536		41,075	
Canton.....	7,075		749		7,824	
Samshui.....	79		...		79	
Kiangchow.....	83,846		6,735		90,581	
Pakhoi.....	136		...		136	
Total to Chinese Ports.....		8,836,604		74,876		8,911,480
GRAND TOTAL.....		14,664,863		978,258		15,643,121

## TABLE No. VI.—TRANSIT TRADE.

a.—Table showing the Destinations of the various Goods forwarded under Transit Passes to the Interior during the Year 1904.

DESCRIPTION OF GOODS.	Classifier of Quantity.	FUHKIEN.	
		Quantity.	Value.
Cotton, Raw .....	<i>Piculs</i>	47	<i>Hk. Ts</i> 947

b.—Table showing the Provinces from which Native Goods were brought under Transit Passes during the Year 1904.

*Nil.*

c.—Table showing the Number of Passes issued for, and the Amount of Duties collected on, Foreign Goods forwarded to the Interior under Transit Passes, as divided between the various Nationalities, during the Year 1904.

QUARTER.	CHINESE.	
	No. of Passes.	Transit Dues.
		<i>Hk. Ts m. c. c.</i>
1st quarter .....	...	...
2nd " .....	...	...
3rd " .....	1	2.1.2.1
4th " .....	3	12.4.7.4
TOTAL .....	4	14.5.9.5

d.—Table showing the Number of Passes surrendered for, and the Amount of Duties collected on, Native Goods brought from the Interior under Transit Passes, as divided between the various Nationalities, during the Year 1904.

*Nil.*

TABLE No. VII.—DUTIES.

a.—Duties paid under each Flag, for the Year ended 31st December 1904.

FLAG.	IMPORT.	EXPORT.	COAST TRADE.	TONNAGE.	TRANSIT.	OPIUM LIKIN.	TOTAL.
	<i>Hk. ₦m.c.c.</i>	<i>Hk. ₦m.c.c.</i>	<i>Hk. ₦m.c.c.</i>	<i>Hk. ₦m.c.c.</i>	<i>Hk. ₦m.c.c.</i>	<i>Hk. ₦m.c.c.</i>	<i>Hk. ₦m.c.c.</i>
British.....	262,205.4.1.1	310,463.7.9.6	106,689.8.1.1	20,961.8.0.0	...	351,841.2.0.0	1,052,162.0.1.8
German.....	80,924.0.4.2	110,427.6.6.7	4,242.0.1.0	18,548.0.0.0	...	23,464.4.0.0	237,606.1.1.9
French.....	601.4.6.3	3,058.0.8.0	1,391.0.7.7	519.2.0.0	...	...	5,569.8.2.0
Dutch.....	1,557.9.7.7	647.1.3.0	...	990.4.0.0	...	...	3,195.5.0.7
Norwegian.....	36,187.2.2.6	10,543.8.8.0	1,676.6.4.1	656.8.0.0	...	11,545.2.0.0	60,609.7.4.7
Swedish.....	...	...	417.1.6.2	...	...	...	417.1.6.2
Japanese.....	9,760.6.9.7	2,494.1.2.0	1.5.8.5	360.0.0.0	...	2,283.2.0.0	14,899.6.0.2
Chinese.....	23.6.3.8	19,497.3.4.7	10,130.8.3.8	417.0.0.0	14.5.9.5	...	30,083.4.1.8
On Opium.....	145,925.2.5.0	...	155.4.1.7	...	...	...	146,080.6.6.7
TOTAL.....	537,185.7.0.4	457,132.0.2.0	124,704.5.4.1	42,453.2.0.0	14.5.9.5	389,134.0.0.0	1,550,624.0.6.0*
* 4 Drawbacks marked for cash payment during the year, to be deducted from this total.....							<i>Hk. ₦</i> 66.6.3.9

b.—Comparative Table of Duties collected, for the Years 1895 to 1904.

YEARS.	IMPORT (exclusive of Opium).	EXPORT (exclusive of Opium).	COAST TRADE (exclusive of Opium).	OPIUM (Import, Export, and Coast Trade).	TONNAGE.	TRANSIT.	OPIUM LIKIN.	TOTAL.
	<i>Hk. ₦m.c.c.</i>	<i>Hk. ₦m.c.c.</i>	<i>Hk. ₦m.c.c.</i>	<i>Hk. ₦m.c.c.</i>	<i>Hk. ₦m.c.c.</i>	<i>Hk. ₦m.c.c.</i>	<i>Hk. ₦m.c.c.</i>	<i>Hk. ₦m.c.c.</i>
1895.....	256,411.4.8.1	385,717.5.5.0	68,219.5.7.6	123,570.9.0.0	29,300.0.0.0	...	329,522.4.0.0	1,192,741.9.0.7
1896.....	220,952.4.3.9	408,716.9.9.3	96,961.5.6.1	112,791.0.1.3	28,004.8.0.0	25.2.0.0	299,439.2.0.0	1,166,891.2.0.6
1897.....	253,336.4.4.8	435,878.7.1.8	98,175.0.3.8	127,311.4.1.5	31,626.0.0.0	...	338,262.8.0.0	1,284,590.4.1.9
1898.....	290,619.8.6.5	474,384.0.1.9	116,827.0.4.2	152,645.1.0.0	30,206.8.0.0	6,368.1.0.0	404,270.0.0.0	1,474,720.9.2.6
1899.....	303,771.0.5.5	555,735.3.9.8	129,569.3.8.7	168,004.8.3.8	33,286.4.0.0	20,738.0.4.6	447,894.4.0.0	1,658,999.5.2.4
1900.....	268,694.5.7.5	494,799.1.6.8	126,050.1.3.4	157,476.6.0.0	37,526.5.0.0	125.1.7.0	419,937.6.0.0	1,504,609.7.4.7
1901.....	335,886.9.9.3	502,896.3.4.6	148,523.9.5.4	145,319.2.7.1	39,144.9.0.0	170.6.2.1	387,072.8.0.0	1,559,014.8.8.5
1902.....	362,363.3.3.7	447,738.0.0.6	123,810.3.3.6	147,909.1.0.6	43,938.2.0.0	230.2.0.0	393,701.6.0.0	1,519,690.7.8.5
1903.....	373,849.7.5.0	429,469.4.4.1	128,498.8.8.0	177,379.3.3.8	52,138.5.0.0	151.5.9.7	471,283.6.0.0	1,632,771.1.0.6
1904.....	391,260.4.5.4	457,132.0.2.0	124,549.1.2.4	146,080.6.6.7	42,453.2.0.0	14.5.9.5	389,134.0.0.0	1,550,624.0.6.0



## B.—SPECIAL TABLES.

TABLE No. I.—IMPORT TRADE.

Comparative Table of the principal Articles of Import, for the Years 1895 to 1904.

DESCRIPTION OF GOODS.	Classifier of Quantity.	1895.	1896.	1897.	1898.	1899.	1900.	1901.	1902.	1903.	1904.
<b>OPICUM.</b>											
Benares .....	Piculs	525	402	653	935	948	880	758	712	689	647
Malwa .....	"	2,028	1,475	1,360	1,583	2,389	2,454	2,198	2,010	2,478	2,352
Patna .....	"	1,539	1,757	2,012	2,399	2,230	1,901	1,875	2,038	2,091	1,571
Persian .....	"	28	109	204	134	32	11	7	161	631	295
<b>COTTON GOODS.</b>											
Shirtings, Grey, Plain .....	Pieces	80,054	84,664	108,807	122,014	124,089	98,563	129,519	96,543	114,496	101,169
Sheetings, " " .....	"	175	202	1,302	4,105	4,429	2,540	5,070	5,458	5,226	5,401
Shirtings, White, " .....	"	191,547	224,100	263,814	272,618	385,918	256,964	279,045	201,110	257,880	235,409
Drills, American and English .....	"	885	411	495	1,398	2,819	2,492	4,279	4,372	988	957
Jeans, " " .....	"	2,493	4,120	6,766	7,854	11,000	7,361	13,240	8,571	8,502	9,206
T-Cloths, " " .....	"	43,471	37,523	42,839	54,794	42,785	33,120	39,893	29,617	33,088	28,314
Dyed Shirtings, Plain, Figured, Brocaded, and Spotted .....	"	7,898	8,540	8,533	12,096	13,396	13,072	16,419	13,726	16,342	6,015
Cotton Flannel .....	"	3,215	2,492	3,148	9,831	18,473	10,527	26,739	23,788	27,163	28,590
" Yarn, English .....	Piculs	24,289	23,742	27,846	32,490	30,765	21,450	24,609	3,642	2,586	543
" " Indian .....	"	100,319	106,267	114,479	154,377	140,977	110,792	138,294	122,185	141,910	144,744
" " Japanese .....	"	...	268	4,007	5,787	3,624	1,221	342	112	142	75
<b>WOOLLEN GOODS.</b>											
Camlets, English .....	Pieces	2,050	1,968	2,285	2,613	2,897	1,883	2,592	1,941	2,294	2,013
Cloth, Broad, Medium, Habit, and Russian .....	Yards	789	563	750	1,434	1,194	906	1,332	709	...	...
Long Ells .....	Pieces	3,616	3,264	3,666	3,890	4,277	2,983	3,640	2,944	2,700	2,642
Spanish Stripes .....	Yards	1,623	1,473	1,838	1,443	1,568	725	1,299	1,096	...	...
<b>METALS.</b>											
Iron and Mild Steel, New:— Bars and Nail-rod .....	Piculs	10,938	9,253	8,450	10,540	9,539	7,471	17,028	11,709	9,988	14,187
Iron and Mild Steel, Old .....	"	19,700	23,889	28,161	35,539	40,174	33,890	25,465	19,957	16,629	12,716
Lead, in Pigs and Bars .....	"	1,803	1,702	1,703	2,242	2,196	2,969	3,297	2,318	1,991	2,495
Tin, Slabs .....	"	11,258	12,315	11,826	10,616	8,212	11,967	13,526	11,277	10,655	11,521
Tinned Plates .....	"	1,619	886	1,974	4,504	6,501	10,321	20,402	15,232	8,834	9,831
<b>SUNDRIES.</b>											
Bicho de Mar .....	Piculs	2,210	2,942	2,763	3,070	3,045	2,488	2,647	2,730	2,646	2,264
Coal .....	Tons	38,993	52,073	34,772	52,551	68,243	56,417	70,746	62,183	62,343	56,715
Cuttle-fish .....	Piculs	8,042	5,442	8,819	8,918	10,491	7,654	10,129	11,638	10,676	13,474
Fish, Dried and Salt .....	"	7,350	6,767	12,638	2,664	10,933	12,334	15,619	8,282	5,045	9,170
Flour .....	"	34,453	40,685	12,429	42,400	99,588	96,477	111,853	117,554	61,517	74,859
Ginseng of all kinds .....	Catties	30,552	28,576	34,928	29,592	26,704	26,497	30,441	28,381	32,476	18,411
Hemp .....	Piculs	2,671	3,807	4,264	4,191	4,160	5,292	6,615	6,259	6,551	4,043
Matches, Japan .....	Gross	668,808	726,118	778,253	921,475	760,483	739,100	748,966	847,258	831,560	904,951
Medicines .....	Value, Hk. Ts.	58,156	68,757	61,039	77,424	67,459	97,691	131,980	136,534	160,820	170,910
Oil, Kerosene .....	Galls.	3,101,997	3,478,856	4,662,855	3,503,555	5,035,145	4,786,238	7,076,025	4,107,636	4,725,930	5,034,803
Battans .....	Piculs	5,840	7,857	6,162	6,401	7,247	8,632	7,955	5,143	7,951	4,695
Rice .....	"	248,752	200,873	10,611	417,822	249,796	73,553	27,209	1,059,954	5,356	44,129

TABLE No. 2.—EXPORT TRADE.

Comparative Table of the principal Articles of Export, for the Years 1895 to 1904.

DESCRIPTION OF GOODS.	Classifier of Quantity.	1895.	1896.	1897.	1898.	1899.	1900.	1901.	1902.	1903.	1904.
Bags, Gunny and Hemp.....	Pieces	3,197,533	2,087,275	1,018,010	783,924	2,354,042	2,328,665	2,026,287	2,694,279	2,404,627	2,981,932
Bamboo Articles.....	"	252,389	270,681	375,652	391,808	412,498	370,078	472,847	484,005	529,664	567,366
Chinaware, Coarse.....	Piculs	6,746	6,639	7,209	11,052	12,658	15,055	18,939	20,169	28,131	23,424
Cloth, Native (Nankeens).....	"	9,163	12,591	12,370	13,131	16,867	13,204	8,462	7,716	9,136	6,700
Clothing, Cotton.....	"	2,837	2,301	2,205	2,445	2,478	2,361	2,469	2,495	2,361	2,139
Eggs, Fresh.....	{ Value, Hk. Pcs }	69,963	75,979	68,474	79,797	98,710	127,829	176,092	190,815	260,188	313,958
Fans, Gauze.....	Pieces	33,668	49,017	47,860	139,557	135,972	122,282	105,298	142,384	138,137	125,041
" Paper.....	"	1,925,744	2,498,627	2,360,381	1,718,824	1,472,290	2,082,959	2,127,749	2,205,208	2,472,944	2,486,502
Flour, Potato.....	Piculs	49,038	49,406	41,055	38,530	40,740	44,065	52,454	38,931	54,745	50,931
" Rice.....	"	8,891	3,887	10,687	9,353	12,001	13,778	12,238	12,622	14,671	13,048
Grasscloth.....	"	4,190	5,945	5,832	7,374	5,385	4,601	6,300	6,290	4,837	5,766
Ground-nuts.....	"	6,492	9,480	19,049	18,746	32,290	33,849	49,609	53,912	49,010	39,758
Hemp Skin.....	"	22,681	20,980	24,078	20,975	29,426	22,156	19,545	33,705	19,759	16,520
" Twine and Thread.....	"	4,548	4,445	5,695	8,618	8,676	9,200	7,829	8,172	8,597	10,015
Indigo, Liquid.....	"	52,846	91,171	72,032	92,601	78,076	45,129	67,069	48,847	33,427	60,520
Joss Sticks.....	"	20,431	20,615	22,435	24,966	21,912	26,125	26,911	23,700	25,680	24,690
Oil, Ground-nut.....	"	50	3,705	28,226	28,690	28,051	38,499	48,629	28,289	5,620	22,300
Oranges, Fresh.....	"	96,324	157,739	147,540	161,670	191,409	187,438	178,078	147,717	108,688	128,049
Paper.....	"	17,163	19,610	36,373	53,253	64,898	81,615	85,991	83,744	78,307	95,192
" Joss.....	"	32,109	35,027	48,076	42,151	44,080	53,037	56,111	52,480	54,684	48,578
Pottery, Earthenware.....	"	79,735	92,095	93,099	82,796	89,365	91,443	83,199	95,781	104,327	100,049
Sugar, Brown.....	"	690,518	701,231	704,270	789,298	1,028,218	846,261	814,402	640,264	590,828	592,974
" White.....	"	630,640	625,854	629,780	667,465	796,910	530,923	572,198	449,010	421,025	473,564
Tea, Black, Oolong.....	"	5,844	5,715	6,002	6,103	5,815	6,564	5,796	5,520	6,430	4,781
" Green, Hyson.....	"	966	586	586	460	533	336	628	473	679	385
Tin-foil.....	"	1,622	1,661	1,802	1,968	1,874	2,446	2,864	2,466	1,856	3,105
Tobacco, Prepared.....	"	28,976	28,192	26,572	29,902	30,742	23,435	25,745	27,821	27,709	27,494
Umbrellas, Paper.....	Pieces	114,650	90,031	112,746	155,289	175,214	149,308	120,786	175,794	132,716	152,013
Vegetables, Dried and Salted.....	Piculs	127,996	140,936	146,964	127,709	148,872	164,812	133,804	177,318	187,870	196,453
Vermicelli and Macaroni.....	"	16,431	15,007	14,693	17,444	15,688	15,793	14,746	13,342	14,381	13,619

TABLE No. 3.—VALUE OF TRADE.

Comparative Table of the Value of the Trade, for the Years 1895 to 1904.

YEARS.	IMPORTS FROM		EXPORTS TO		TOTAL IMPORTS AND EXPORTS.	RE-EXPORTS.	TREASURE.		TRANSIT TRADE.	
	Foreign Countries.	Native Ports.	Foreign Countries.	Native Ports.			Imported.	Exported.	Inwards.	Outwards.
	<i>Hk. ₮s</i>	<i>Hk. ₮s</i>	<i>Hk. ₮s</i>	<i>Hk. ₮s</i>	<i>Hk. ₮s</i>	<i>Hk. ₮s</i>	<i>Hk. ₮s</i>	<i>Hk. ₮s</i>	<i>Hk. ₮s</i>	<i>Hk. ₮s</i>
1895.....	9,781,597	9,370,507	2,232,624	5,846,306	27,231,034	246,476	581,721	2,582,159	...	...
1896.....	8,650,122	10,026,505	2,335,729	6,519,680	27,532,036	254,556	344,612	2,260,253	1,440	...
1897.....	9,441,305	9,081,540	2,976,623	7,332,665	28,832,133	434,132	2,142,998	2,634,114	...	...
1898.....	12,570,842	11,394,478	3,596,093	8,368,971	35,930,384	546,386	1,895,229	2,999,728	363,876	...
1899.....	13,314,948	18,221,164	4,112,574	10,048,179	45,696,865	544,959	1,044,215	4,476,686	1,186,807	...
1900.....	12,525,066	19,147,834	4,952,481	7,405,353	44,030,734	786,214	549,257	5,049,902	9,857	...
1901.....	13,621,300	18,562,472	5,016,307	7,843,054	45,043,135	617,388	837,233	3,193,653	11,280	...
1902.....	14,140,672	19,243,412	4,898,173	6,815,859	45,098,116	507,945	1,351,750	5,369,137	9,980	...
1903.....	13,721,608	18,788,715	4,652,044	7,260,435	44,422,802	630,575	1,018,465	4,683,974	8,494	170
1904.....	14,105,085	21,580,916	5,828,259	8,836,604	50,350,864	1,070,078	531,770	3,822,789	947	...

TABLE No. 4.—SHIPPING.

Comparative Table of Shipping, for the Years 1895 to 1904.

a.—Under General Regulations.

YEARS.	ENTERED INWARDS.						CLEARED OUTWARDS.					
	STEAMERS.		SAILING VESSELS.		TOTAL.		STEAMERS.		SAILING VESSELS.		TOTAL.	
	No.	Tons.	No.	Tons.	No.	Tons.	No.	Tons.	No.	Tons.	No.	Tons.
1895.....	912	902,633	2	3,558	914	906,191	912	902,633	2	3,558	914	906,191
1896.....	1,051	1,063,725	1	1,536	1,052	1,065,261	1,050	1,062,514	1	1,536	1,051	1,064,050
1897.....	951	957,908	...	...	951	957,908	952	959,119	...	...	952	959,119
1898.....	869	871,493	...	...	869	871,493	867	869,344	...	...	867	869,344
1899.....	1,121	1,128,021	...	...	1,121	1,128,021	1,122	1,128,207	...	...	1,122	1,128,207
1900.....	1,064	1,093,067	...	...	1,064	1,093,067	1,063	1,092,487	...	...	1,063	1,092,487
1901.....	1,091	1,154,713	...	...	1,091	1,154,713	1,091	1,155,573	...	...	1,091	1,155,573
1902.....	1,201	1,309,593	...	...	1,201	1,309,593	1,198	1,305,639	...	...	1,198	1,305,639
1903.....	1,302	1,410,150	1	19	1,303	1,410,169	1,306	1,414,705	1	19	1,307	1,414,724
1904.....	1,206	1,288,156	...	...	1,206	1,288,156	1,206	1,288,467	...	...	1,206	1,288,467

b.—Under Inland Steam Navigation Rules.

YEARS.	ENTERED INWARDS.		CLEARED OUTWARDS.		TOTAL ENTERED AND CLEARED.	
	No.	Tons.	No.	Tons.	No.	Tons.
1895-97.....	...	...	...	...	...	...
1898.....	1,840	32,705	1,840	32,705	3,680	65,410
1899.....	5,714	138,902	5,714	138,902	11,428	277,804
1900.....	4,675	138,082	4,675	138,082	9,350	276,164
1901.....	4,701	128,360	4,701	128,360	9,402	256,720
1902.....	2,557	112,322	2,557	112,322	5,114	224,644
1903.....	2,630	102,172	2,630	102,172	5,260	204,344
1904.....	2,498	74,981	2,498	74,981	4,996	149,962

TABLE No. 5.—TREASURE.

Treasure Imported and Exported during the Year 1904.

COUNTRIES FROM WHICH IMPORTED AND TO WHICH EXPORTED.	IMPORTS.							
	GOLD.			SILVER.			COPPER.	GRAND TOTAL.
	In Bars, Dust, etc.	In Coin.	TOTAL.	In Bars and Sycee.	In Coin.	TOTAL.	In Coin.	
<b>1. FOREIGN COUNTRIES.</b>	<i>Hk. Tls</i>	<i>Hk. Tls</i>	<i>Hk. Tls</i>	<i>Hk. Tls</i>	<i>Hk. Tls</i>	<i>Hk. Tls</i>	<i>Hk. Tls</i>	<i>Hk. Tls</i>
Straits Settlements.....	...	...	...	...	...	...	...	...
Hongkong and Macao.....	...	...	...	...	340,102	340,102	70	340,172
Japan (including Formosa).....	...	...	...	...	38,009	38,009	...	38,009
<b>TOTAL: 1. FOREIGN COUNTRIES...</b>	...	...	...	...	378,111	378,111	70	378,181
<b>2. CHINA.</b>								
Hankow.....	...	...	...	...	210	210	...	210
Shanghai.....	...	...	...	1,000	31,205	32,205	...	32,205
Foochow.....	...	...	...	...	3,335	3,335	...	3,335
Amoy.....	...	...	...	...	117,839	117,839	...	117,839
<b>TOTAL: 2. CHINA.....</b>	...	...	...	1,000	152,589	153,589	...	153,589
<b>GRAND TOTAL: FOREIGN COUN- TRIES AND CHINA.....</b>	...	...	...	1,000	530,700	531,700	70	531,770
	EXPORTS.							
<b>1. FOREIGN COUNTRIES.</b>								
Straits Settlements.....	...	...	...	...	12,567	12,567	...	12,567
Hongkong and Macao.....	1,132	...	1,132	...	2,761,855	2,761,855	...	2,761,855
Japan (including Formosa).....	...	...	...	...	27,039	27,039	...	27,039
<b>TOTAL: 1. FOREIGN COUNTRIES...</b>	1,132	...	1,132	...	2,801,461	2,801,461	...	2,801,461
<b>2. CHINA.</b>								
Hankow.....	...	...	...	...	...	...	...	...
Shanghai.....	...	...	...	...	288,524	288,524	...	288,524
Foochow.....	...	...	...	...	262,316	262,316	...	262,316
Amoy.....	...	...	...	...	470,488	470,488	...	470,488
<b>TOTAL: 2. CHINA.....</b>	...	...	...	...	1,021,328	1,021,328	...	1,021,328
<b>GRAND TOTAL: FOREIGN COUN- TRIES AND CHINA.....</b>	1,132	...	1,132	...	3,822,789	3,822,789	...	3,822,789

TABLE No. 6.—PASSENGER TRAFFIC.

Passenger Traffic during the Year 1904.

PASSENGERS TO					PASSENGERS FROM			
STEAMERS.		SAILING VESSELS.			STEAMERS.		SAILING VESSELS.	
Foreigners.	Natives.	Foreigners.	Natives.		Foreigners.	Natives.	Foreigners.	Natives.
114	4,254	...	...	Coast Ports.....	277	5,206	...	...
317	13,245	...	...	Hongkong.....	321	71,419	...	...
...	5,821	...	...	Saigon.....	...	260	...	...
...	25,064	...	...	Bangkok.....	...	...	...	...
I	52,554	...	...	Straits.....	...	14,633	...	...
...	6,459	...	...	Sumatra.....	...	142	...	...
...	59	...	...	Sandakan.....	...	...	...	...
...	...	...	...	Japan.....	9	...	...	...
432	107,456	...	...	TOTAL.....	607	91,660	...	...

## CANTON TRADE REPORT, FOR THE YEAR 1904.

---

1°. LOCAL.—From a Customs point of view perhaps the most interesting event of the year has been the abolition of the office of the "Hoppo," as the Superintendent of Customs for the province of Kwangtung was usually designated by Europeans. Since the year 1685 the post has always been held by a special Imperial Commissioner, who was charged with the collection of the Customs Revenues, a large proportion of which was devoted to the expenses of the Imperial Court. The hypothecation of the principal sources of Revenue for the service of China's Foreign loans has entailed the necessity for reducing expenses, and this, resulting in the abolition of several of the governorships of provinces, has also led to the abolition of the ancient office of "Hoppo." On the 10th December His Excellency CH'ANG ÊN (常恩) handed over the seals to His Excellency CHANG JÊN-CHÜN (張人駿), Governor of Kwangtung, who for the present is acting as the Provincial Superintendent of Customs. It is gratifying to be able to record that in his last year of office the Hoppo saw the Revenue of the Canton Customs for the first time exceed 3 million taels. Previous to retiring from office the Hoppo handed over to the Commissioner of Customs, on 10th September, the Native Customs Stations at Fatsshan (佛山), Chantsun (陳村), and Tzū-tung (紫洞). There now only remains the Tzū-ni (紫泥) Station, which lies within the 50-*li* radius, but which has not yet been handed over to the Maritime Customs in accordance with the terms of the Protocol.—The Viceroy left Canton in July to personally conduct the operations against the Kwangsi rebels, and is still absent. The situation in Kwangsi is said to have considerably improved, and His Excellency was able, in December, to return to Wuchow. Piracy and brigandage, unfortunately, continue prevalent in this province, and there are no signs of any serious attempts at suppressing these evils. Well-informed Chinese express the opinion that the prohibition of gambling, to which the Cantonese are so much addicted, would go far towards restoring order in the province, as the pirates and brigands are either people ruined by gambling, or desperados who prey upon lucky gamblers returning home with their winnings. What weight should be attached to these opinions it is difficult to determine; but there is one thing certain, that the provincial government would never consent to the suppression of the gambling "farms," which are the most important sources of revenue now remaining unhypothecated.—According to the statistics appended to this Report, we have the striking anomaly of a decrease in the trade value, amounting to *Hk. Ts.* 14,312,750, as compared with the previous year's figures, and yet a substantial gain in the Revenue collection. The explanation, however, is not far to seek. Exceptionally good crops brought about a material reduction in the importation of grain, which was less than at any time during the past decade, thereby nearly accounting for the whole of the difference referred to. A decreased expenditure in the purchase of foodstuffs naturally enough means more funds available for use in other directions, and thus we meet with a great expansion of trade all round. What has further helped to bring about this result was the keen rivalry existing between local Foreign firms, who, in order to keep abreast of each other, have come to recognise the necessity of extending and consolidating their connexions and establishing themselves on a firmer basis. Thus Native merchants are now afforded facilities in the way of credits, banking conveniences, and placing of orders which formerly did not exist. Instead of journeying to Hongkong, and remitting money by freight as in past years, they are now enabled to enter into and conclude their contracts on the spot—advantages which they appreciate to the full and of which they

are not slow to avail themselves. As already mentioned, competition amongst the Foreign merchants has been extremely keen; and in spite of our Returns pointing to good results, there is hardly a firm which can congratulate itself on having done really remunerative business, seeing that the margin of profit has, of necessity, been kept very low. Another factor which has aided substantially in swelling our Returns is the enterprise shown by many firms in introducing novelties to the market, in the hope of attracting customers. During the latter part of the year exporters were severely handicapped by the steady rise in exchange, as Native dealers could not be brought to see that buyers abroad were unable, or unwilling, to pay an advance on already existing sterling rates; this refers more particularly to the Silk trade.

2°. REVENUE.—The collection for the year reached *Hk.Tts.* 3,016,596, the figures exceeding that of any other year since the port was opened to trade, and showing an improvement of *Hk.Tts.* 107,991 over those of 1903. Not included in the above is the Revenue derived from the Native Customs, which amounted to *Hk.Tts.* 288,438, of which Chantsun and Fatshan Stations contributed *Hk.Tts.* 19,075 and *Hk.Tts.* 7,116 respectively, from the 10th September—the date they came under the control of this office.

3°. FOREIGN TRADE.—(a.) Imports.—The net value of this section of the trade totalled *Hk.Tts.* 25,959,120. In Cotton Goods there was a decided improvement all along the line, also in Woollens, which did exceedingly well, and in Metals. Raw Cotton dropped from 12,614 piculs in 1903 to 3,420 piculs; but the decline was more than met by augmented receipts in the home-grown article, which bids fair to oust the Japanese commodity altogether. In Kerosene, the Russian Oil, by virtue of its almost entire absence, rivets attention, the supply being doubtless affected by the present war, and consequent lack of means of transportation; but the gap has been more than filled by the enormously enhanced returns recorded for the American and Sumatran illuminants, which are being more vigorously pushed and are gaining ground every day. Matches, as heretofore, meet with a good reception and continue to show satisfactory results. Paper, though not looming up in the statistics, is deserving of special mention; the importation aggregated only *Hk.Tts.* 582,000 in value, as compared with the preceding year's total of *Hk.Tts.* 1,100,000; yet the trade in this line has been greatly overdone, owing to the speculative spirit of the firms handling it and a mistaken idea on the part of manufacturers at home that an erstwhile sporadic demand betokened constant consumption, and the market has been glutted in consequence. There is a stock on hand at the present moment estimated to be worth £14,000, for which purchasers have yet to be found.

(b.) Exports.—Besides Matting, Silk, and Tea, the staple Exports from this port, the following comprise the variety of goods that are mostly shipped abroad, viz., Cassia, China-root, Nutgalls, Fire-crackers, Fans, Feathers, Bristles, Human Hair, and Chinaware. Matting, owing to its very poor quality, showed an alarming falling off in the beginning of the year. New York dealers, the principal buyers, were so dissatisfied with the way in which their orders were filled that they threatened to transfer their custom entirely to the Japanese market unless something very much better was forthcoming. This led to heated argument and dissension between local jobbers and the workmen at Lintan (連灘), the manufacturing centre. The latter went on strike, and their differences have only quite recently been settled. Since then large quantities of samples, showing improvement in workmanship and quality, have been sent abroad, orders are confidently looked for, and possibly the trade may recover its lost ground during the coming year. In Teas, a gain of some 4,000 piculs in Congou was discounted by a shortage of about 5,000 piculs in Scented Capers. Other kinds showed practically no fluctuations. The Tea business is gradually degenerating and decaying and seems to be doomed, as growers will not awaken to the fact that a leaf of better quality and greater purity is in demand. An incident

which ought to bring this home to them was the wholesale rejection by the London Customs quite recently of a consignment of some 6,000 chests Scented Capers as adulterated with iron filings and sand, and unfit for use. In the beginning of the season, too, a shipment to Australia was characterised on arrival to be nothing better than dirt, and consequently little or no more inquiries have come from that quarter. A few small lots found their way to South America in the course of the year. The export of Filature Silks exhibited a small increase over that of 1903, and was almost the same as in 1902. The season's crops were of average quantity, but the quality was somewhat inferior to the preceding year's, the third crop being almost a complete failure. The best crop was the sixth, with an estimated output of 8,000 to 9,000 bales of generally good to fair quality; but as Cocoons of this crop are not generally used in the filatures until after the Chinese New Year, very little of this crop has gone forward yet. Prices varied considerably during the year, and the high market and a rapidly rising exchange towards the end of the year seriously handicapped business. The following were the prices of the three standard crops at various periods of the year:—

	FEBRUARY.	APRIL.	JUNE.	OCTOBER.	NOVEMBER.
	\$ per Picul.	\$ per Picul.	\$ per Picul.	\$ per Picul.	\$ per Picul.
No. 1 chops, 9/11 deniers.....	880	845	810	900	970
Best No. 2 chops, 13/15 deniers.....	815	790	740	815	880
" " 3 " 11/13, 13/15, & 14/18 deniers	740	710	675	750	800
Dollar exchange, six months sight, London	1s. 10½d.	1s. 9½d.	1s. 10¾d.	1s. 10½d.	1s. 11¼d.

Very little business was done at November rates, but in December some holders met buyers to a certain extent, and prices fell about \$40 per picul. Exchange closed on 31st December at 2s. for six months London credits. The stock of Raw Silk and Cocoons carried over to 1905 is estimated at 12,000 to 13,000 bales. Holders of Waste Silk did badly; a slump occurred, and in some instances they were compelled to unload at a loss amounting to 40 per cent. Chinaware appears with encouraging results, though it is confidently stated that its use in Native domestic circles is gradually being usurped by Foreign enamelled tin and iron ware. In Cassia Lignea the figures pointing to enhanced exportations are somewhat misleading, as it is really a case of substituting steam for junk carriage as the mode of transportation.

(c.) *Re-exports.*—These were too insignificant to call for comment.

4°. *COAST TRADE.*—(a.) *Original Shipments Coastwise.*—The value of this branch of the trade amounted to *Hk.Ts.* 4,152,277, or nearly *Hk.Ts.* 500,000 less than in 1903, the decline being pretty evenly distributed amongst the principal items.

(b.) *Reshipments Coastwise.*—No remarks.

(c.) *Coastwise Arrivals.*—Goods under this category were valued at *Hk.Ts.* 27,532,382, as against *Hk.Ts.* 38,997,489 for the year previous. The loss at first sight is very startling and seems to spell retrogression, whereas on closer examination it will be found that the difference is entirely owing to reduced importation of Rice, Paddy, and Beans. Otherwise the trade was fairly well balanced.

5°. *INLAND TRANSIT.*—(a.) *Inwards.*—The amount of goods sent inland continues to give evidence of growth, and, as a general rule, may be taken to be on parallel lines with a corresponding increase in the Import trade, by which it is governed.

(b.) *Outwards.*—Transit outwards has indicated no signs of revival and is dwindling year by year. Only 30 Passes were surrendered, giving a Revenue of some *Hk.Ts.* 182, against 36 Passes and *Hk.Ts.* 390 in 1903.



6°. SHIPPING.—7,447 vessels (excluding steam-launches plying in local waters) entered and cleared, representing a capacity of 5,731,356 tons, which are 820 vessels less but a gain of 501,773 in tonnage. There is not the slightest doubt that the tonnage on the river is out of all proportion to the actual requirements, a fact which was clearly demonstrated during the enforced idleness for several months of two of the largest and best steamers engaged in the trade. Their absence from competition in no wise reacted favourably on the shares of the rival companies; on the contrary, quotations on the Hongkong market even dropped a point during that period.

7°. PASSENGER TRAFFIC.—In common with everything else, the travelling public, too, has been on the increase. 7,919 Foreigners and 942,584 Natives arrived, and 6,813 Foreigners and 856,029 Natives left, by steamer during the year—the traffic being mostly between Hongkong and Macao. The difference between arrivals and departures must not be taken as an indication of the increase in Foreign residents in Canton; it is accounted for by the difficulty in obtaining as accurate figures for departures as is possible in the case of arrivals.

8°. TREASURE.—The movements of Treasure were more than ordinarily heavy—*Hk.fts.* 5,942,900 coming in, mostly in Dollars, and *Hk.fts.* 14,824,819 going out, including Copper Cent pieces to the value of *Hk.fts.* 1,106,442, which were exported for distribution up North. The following are the figures returned by the Mint as the number of coins struck during 1904, viz.: dollars, 17,000; 20-cent pieces, 50,872,000; and copper cents, 147,964,000.

9°. OPIUM.—(a.) *Foreign.*—In the importation of the Foreign drug no perceptible change has taken place; only normal supplies were received, though the demand has been very brisk, and buyers were willing to pay the comparatively high prices ruling during the year. It is anticipated that an increase in the taxation imposed on the Opium farmer in Hongkong will bring about higher prices during the coming year. The following is a *résumé* of Opium arrivals during the past five years, viz.:—

<u>1900.</u>	<u>1901.</u>	<u>1902.</u>	<u>1903.</u>	<u>1904.</u>
<i>Piculs.</i>	<i>Piculs.</i>	<i>Piculs.</i>	<i>Piculs.</i>	<i>Piculs.</i>
6,914	8,009	8,497	9,460	9,451

(b.) *Native.*—From 39.55 piculs in 1903 the figures rose to 311.25 piculs. The cause assigned for the sudden impetus in this branch of the trade was the threatened impost of 土膏統捐 towards the end of the year, which has since come into operation. But so many other ways exist for the drug to reach this neighbourhood that our figures give but very uncertain indication of its probable effect on the Opium market.

10°. MISCELLANEOUS.—Mention was made in the Report for 1903 of the opening of a branch of the Canton-Hankow Railway, between Shekwaitong (Canton) and Fatshan. Since the 26th September 1904 trains have been running on the extension from Fatshan to Samshui. There are now five trains daily between Canton and Samshui, besides five locals to Fatshan. A double track is laid to Fatshan (10 miles) and a single one from that town to Samshui, another 20 miles. No elaborate cars nor stations are provided; but the regular and frequent service is highly appreciated by the Chinese, as is shown by the following statistics of passengers, kindly supplied by the railway authorities:—

Daily average in and out of Samshui, October 1904 . . .	238
" " " December " . . .	854
" of passengers carried, December 1903 . . .	908
" " June 1904 . . .	3,364
" " December " . . .	7,273

The line is paying handsomely, especially on the Canton-Fatshan section; this distance is covered in 27 minutes, including stoppages at seven intermediate stations, whilst the journey to Samshui occupies 1 hour and 55 minutes. There are six stations between Fatshan and Samshui, including the important town of Sainam. Three classes of passengers are carried, the fares being, roughly, in the ratio of 1, 2, 3. The 3rd-class fare to Fatshan is 15 cents, and to Samshui, 55 cents, including the steam-ferry from Canton to the railway station. A considerable amount of market produce is carried on the passenger trains, but so far no freight trains have been run. It is hoped that the success of this short line will have an encouraging effect upon the *cessionnaires* of other lines in South China. Unfortunately, a misunderstanding between the principal Chinese railway authorities and the syndicate who have the concession for the trunk line to Hankow led to the suspension of construction work on this line in June. The question in dispute is reported to have been satisfactorily settled, and it is hoped that work will shortly be resumed. In a few weeks from the date of recommencing work some 12 miles of line should be open to traffic.—During the year several important undertakings have been commenced. The Chinese authorities are constructing a seawall and bund from below the Canton steamer wharves to the East Creek, a distance of about 2 miles. A road of 52 feet width is to be provided, and is sure to prove of the greatest convenience to the public. At present there is no river-side thoroughfare. The bund line was laid down by Captain TYLER, the Coast Inspector, but the construction work is in the hands of Chinese officials, who, unfortunately, have no knowledge of engineering. The removal of the barriers in the Canton River was commenced in October, and already considerable progress has been made. The works in hand include the entire removal of the Bridge Barrier, partial removal of Iron Barrier, and the provision of channels of ample width and depth through the Taishek, Whampoa, and Cambridge Barriers. Captain HARRIS, of the revenue steamer *Feihoo*, is superintending the works, under the direction of the Coast Inspector. Owing to the enormous amount of stone to be removed from the river bed, it is impossible to judge when the work may be finished. In the "Back Reach" Messrs. BUTTERFIELD & SWIRE have constructed a steamer wharf and godowns, which have proved a great convenience and have helped to relieve the congestion in the ocean steamer anchorage. On the right bank a continuous bund is being constructed, by the enterprise of the landowners, from the Fati Creek to the Macao Fort, and this section promises to be one of the busiest parts of the harbour in future.—A serious fire occurred on 26th September at the premises of the Asiatic Petroleum Company, when 94,000 gallons of oil were destroyed. The establishment of this company is now being increased by a new tank, with a capacity of 4,000 tons.—There is a constantly increasing demand for electric light, and the China Light and Power Company, whose works are in the Front Reach, near the Dutch Folly, are hardly able to meet the demand with their present plant, which is, however, being added to. Electric light is quite common now in the suburbs, and is universally used in Shamien, where electric fans have done much to reduce the discomforts of the Canton summer.—The Chinese have also taken very kindly to the telephone, and the exchange has now over 350 subscribers.—It is to be regretted that their evident appreciation of many modern conveniences has not prompted the Cantonese to try and improve their city thoroughfares, which remain as narrow and crowded as ever. The frequent fires which occur in the city and suburbs offer opportunities of widening the streets, which, however, are, unfortunately, never availed of.

F. J. MAYERS,

CANTON, 9th February 1905.

Acting Commissioner of Customs.

# CANTON TRADE RETURNS, FOR THE YEAR 1904.

## A.—GENERAL TABLES.

### TABLE No. I.—SHIPPING.

Number and Tonnage of Vessels Entered and Cleared under each Flag,  
for the Year ended 31st December 1904.

a.—Under General Regulations.

FLAG.	STEAMERS.													
	ENTERED INWARDS.						CLEARED OUTWARDS.						TOTAL ENTERED AND CLEARED.	
	With Cargo.		In Ballast.		TOTAL.		With Cargo.		In Ballast.		TOTAL.		No.	Tons.
	No.	Tons.	No.	Tons.	No.	Tons.	No.	Tons.	No.	Tons.	No.	Tons.		
British.....	2,210	2,215,787	235	66,024	2,445	2,281,811	2,005	2,044,808	446	243,391	2,451	2,288,199	4,896	4,570,010
American.....	...	...	60	1,560	60	1,560	...	...	60	1,560	60	1,560	120	3,120
German.....	72	84,934	1	984	73	85,918	35	44,668	38	41,250	73	85,918	146	171,836
French.....	228	188,989	38	9,926	266	198,915	219	185,445	48	13,547	267	198,992	533	397,907
Norwegian.....	38	42,150	...	...	38	42,150	4	3,352	34	38,798	38	42,150	76	84,300
Swedish.....	2	1,396	...	...	2	1,396	...	...	2	1,396	2	1,396	4	2,792
Italian.....	...	...	20	6,034	20	6,034	...	...	21	6,234	21	6,234	41	12,268
Portuguese.....	...	...	1	127	1	127	...	...	1	127	1	127	2	254
Chinese.....	242	207,127	337	5,582	579	212,709	229	196,298	351	15,924	580	212,222	1,159	424,931
<b>Total Steamers.....</b>	<b>2,792</b>	<b>2,740,383</b>	<b>692</b>	<b>90,237</b>	<b>3,484</b>	<b>2,830,620</b>	<b>2,492</b>	<b>2,474,571</b>	<b>1,001</b>	<b>362,227</b>	<b>3,493</b>	<b>2,836,798</b>	<b>6,977</b>	<b>5,667,418</b>
	SAILING VESSELS.													
British.....	37	4,238	2	128	39	4,366	1	140	38	4,226	39	4,366	78	8,732
American.....	127	17,441	4	736	131	18,177	2	214	125	17,122	127	17,336	258	35,513
German.....	46	6,525	2	282	48	6,807	6	840	41	5,825	47	6,665	95	13,472
French.....	12	1,776	...	...	12	1,776	...	...	12	1,701	12	1,701	24	3,477
Chinese.....	7	1,272	1	200	8	1,472	4	722	3	550	7	1,272	15	2,744
<b>Total Sailing Vessels.....</b>	<b>229</b>	<b>31,252</b>	<b>9</b>	<b>1,346</b>	<b>238</b>	<b>32,598</b>	<b>13</b>	<b>1,916</b>	<b>219</b>	<b>29,424</b>	<b>232</b>	<b>31,340</b>	<b>470</b>	<b>63,938</b>
<b>GRAND TOTAL.....</b>	<b>3,021</b>	<b>2,771,635</b>	<b>701</b>	<b>91,583</b>	<b>3,722</b>	<b>2,863,218</b>	<b>2,505</b>	<b>2,476,487</b>	<b>1,220</b>	<b>391,651</b>	<b>3,725</b>	<b>2,868,138</b>	<b>7,447</b>	<b>5,731,356</b>

b.—Under Inland Steam Navigation Rules.

FLAG.	ENTERED INWARDS.						CLEARED OUTWARDS.						TOTAL ENTERED AND CLEARED.	
	With Cargo.		In Ballast.		TOTAL.		With Cargo.		In Ballast.		TOTAL.		No.	Tons.
	No.	Tons.	No.	Tons.	No.	Tons.	No.	Tons.	No.	Tons.	No.	Tons.		
	No.	Tons.	No.	Tons.	No.	Tons.	No.	Tons.	No.	Tons.	No.	Tons.	No.	Tons.
British.....	73	11,094	8,794	113,611	8,867	124,705	105	19,630	8,796	107,511	8,901	127,141	17,768	251,846
American.....	...	...	770	8,175	770	8,175	...	...	769	8,208	769	8,208	1,539	16,383
German.....	...	...	347	3,845	347	3,845	...	...	351	3,961	351	3,961	698	7,806
French.....	...	...	2,548	32,752	2,548	32,752	...	...	2,567	32,653	2,567	32,653	5,115	65,405
Italian.....	2	758	753	22,247	755	23,005	17	6,443	737	16,393	754	22,836	1,509	45,841
Chinese.....	...	...	15,615	182,988	15,615	182,988	...	...	15,721	182,679	15,721	182,679	31,336	365,667
<b>TOTAL.....</b>	<b>75</b>	<b>11,852</b>	<b>28,827</b>	<b>363,618</b>	<b>28,902</b>	<b>375,470</b>	<b>122</b>	<b>26,073</b>	<b>28,941</b>	<b>351,405</b>	<b>29,063</b>	<b>377,478</b>	<b>57,965</b>	<b>752,948</b>

TABLE No. II.—GROSS AND NET VALUES OF THE TRADE OF CANTON,  
1902 TO 1904.

	1902.		1903.		1904.	
	NET VALUES.	GROSS VALUES.	NET VALUES.	GROSS VALUES.	NET VALUES.	GROSS VALUES.
	<i>Hk. Ta</i>	<i>Hk. Ta</i>	<i>Hk. Ta</i>	<i>Hk. Ta</i>	<i>Hk. Ta</i>	<i>Hk. Ta</i>
<b>FOREIGN GOODS.</b>						
Imported from Foreign Countries and Hongkong.....	16,491,136		23,570,743		25,964,657	
Imported from Chinese Ports.....	82,470		128,160		103,408	
<b>Total Foreign Imports.....</b>		<b>16,573,606</b>		<b>23,698,903</b>		<b>26,068,065</b>
Re-exported to Foreign Countries and Hongkong...	44,073		35,270		51,574	
Re-exported to Chinese Ports (chiefly to Tientsin, Hankow, Shanghai, Ningpo, etc.).....	24,609		30,454		57,371	
<b>Total Foreign Re-exports.....</b>	<b>68,682</b>		<b>65,724</b>		<b>108,945</b>	
<b>Net Total Foreign Imports.....</b>	<b>16,504,924</b>		<b>23,633,179</b>		<b>25,959,120</b>	
<b>NATIVE PRODUCE.</b>						
Imported (chiefly from Newchwang, Tientsin, Chefoo, Hankow, Wuhu, Chinkiang, Shanghai, etc.).....		24,663,372		38,869,329		27,428,974
Re-exported to Foreign Countries.....	891,664		572,491		481,266	
Re-exported to Chinese Ports.....	22,890		70,707		21,191	
<b>Total Native Re-exports.....</b>	<b>914,554</b>		<b>643,198</b>		<b>502,457</b>	
<b>Net Total Native Imports.....</b>	<b>23,748,818</b>		<b>38,226,131</b>		<b>26,926,517</b>	
Native Produce of local origin Exported to Foreign Countries.....	35,722,600		44,061,813		39,209,162	
Native Produce of local origin Exported to Chinese Ports.....	3,768,365		4,638,703		4,152,277	
<b>Total Exports of local origin.....</b>		<b>39,490,965</b>		<b>48,700,516</b>		<b>43,361,439</b>
<b>Gross Value of the Trade of the Port.....</b>		<b>80,727,943</b>		<b>111,268,748</b>		<b>96,858,478</b>
<b>Net Value of the Trade of the Port, i.e., Foreign and Native Imports less Re-exports, and Native Exports of local origin.....</b>	<b>79,744,707</b>		<b>110,559,826</b>		<b>96,247,076</b>	

TABLE No. III.—TRADE IN FOREIGN GOODS.—Imports and Re-exports.

DESCRIPTION OF GOODS.	Classifier of Quantity.	IMPORTS FROM FOREIGN COUNTRIES AND HONGKONG.		IMPORTS FROM CHINESE PORTS.		RE-EXPORTS TO FOREIGN COUNTRIES AND HONGKONG.		RE-EXPORTS TO CHINESE PORTS.		NET TOTAL IMPORTS.	
		Quantity.	Value.	Quantity.	Value.	Quantity.	Value.	Quantity.	Value.	Quantity.	Value.
			<i>Hk. Ts.</i>		<i>Hk. Ts.</i>		<i>Hk. Ts.</i>		<i>Hk. Ts.</i>		<i>Hk. Ts.</i>
<b>OPIMUM.</b>											
Benares .....	<i>Piculs</i>	1,157.26	741,804	...	...	...	...	...	...	1,157.26	741,804
Malwa .....	"	925.87	675,885	...	...	...	...	...	...	925.87	675,885
Patna .....	"	7,324.86	4,797,784	...	...	...	...	...	...	7,324.86	4,797,784
Persian .....	"	42.69	22,967	...	...	...	...	...	...	42.69	22,967
Boiled .....	"	2.17	2,189	...	...	...	...	...	...	2.17	2,189
<b>COTTON GOODS.</b>											
Shirtings, Grey, Plain :—											
7 lb. and under, American .....	<i>Pieces</i>	15	23	...	...	...	...	...	...	15	23
" English .....	"	61,973	105,354	...	...	...	...	...	...	61,973	105,354
" Japanese .....	"	1	2	...	...	...	...	...	...	1	2
Over 7 lb. and not over 9 lb., English .....	"	76,041	182,499	200	480	...	...	...	...	76,241	182,979
Over 9 lb. and not over 11 lb., " .....	"	25,280	77,104	...	...	...	...	...	...	25,280	77,104
Over 11 lb., English .....	"	340	1,190	...	...	...	...	...	...	340	1,190
Shirtings, White, Plain, English .....	"	166,848	650,707	...	...	65	254	...	...	166,783	650,453
Drills, 12 $\frac{3}{4}$ lb. and under, Dutch .....	"	196	627	...	...	...	...	...	...	196	627
" " English .....	"	3,506	10,343	...	...	...	...	...	...	3,506	10,343
" " Japanese .....	"	40	126	...	...	...	...	...	...	40	126
" over 12 $\frac{3}{4}$ lb., English .....	"	7,667	23,768	...	...	...	...	...	...	7,667	23,768
Jeans, 30 yards, English .....	"	5	14	...	...	...	...	...	...	5	14
" 40 yards, American .....	"	...	...	60	213	...	...	...	...	60	213
" English .....	"	51	176	...	...	...	...	...	...	51	176
T-Cloths, 32 inches by 24 yards, English .....	"	22,449	42,653	...	...	...	...	...	...	22,449	42,653
" 36 inches by 24 yards, " .....	"	20,279	48,670	...	...	...	...	...	...	20,279	48,670
" 32 inches by 40 yards, " .....	"	90	306	...	...	...	...	...	...	90	306
Cambrics, White, 12 yards .....	"	337	202	...	...	...	...	...	...	337	202
Lawns, " " .....	"	6,920	6,574	...	...	...	...	...	...	6,920	6,574
Muslins, " " .....	"	3,460	4,152	...	...	...	...	...	...	3,460	4,152
Lenos and Balzarines, White, 30 yards .....	"	17,266	31,942	...	...	...	...	...	...	17,266	31,942
Dimities, Piqués, and Quiltings .....	<i>Yards</i>	20	2	...	...	...	...	...	...	20	2
Printed Cottons :—											
Printed Cambrics, Lawns, and Muslins, 12 yards .....	<i>Pieces</i>	10	9	...	...	...	...	...	...	10	9
" Chintzes, Plain Cotton Prints, and Printed Shirtings, not exceeding 30 yards .....	"	40,375	88,825	...	...	...	...	...	...	40,375	88,825
" Grape, Japanese, 20 inches .....	<i>Yards</i>	24	17	...	...	...	...	...	...	24	17
" Drills, Furnitures, and Twills, not exceeding 30 yards .....	<i>Pieces</i>	3,490	6,805	...	...	...	...	...	...	3,490	6,805
" Lenos and Balzarines, not exceeding 30 yards .....	"	133	273	...	...	...	...	...	...	133	273
" Reversible Cretonnes .....	<i>Yards</i>	3,139	628	1,796	359	...	...	...	...	4,935	987
" Sateens, Reps, etc. .....	<i>Pieces</i>	77	396	...	...	...	...	...	...	77	396
" Sheetings, 36 inches by 43 yards .....	"	2	9	...	...	...	...	...	...	2	9
Dyed Cottons :—											
Cotton Italians, Plain, Coloured .....	<i>Pieces</i>	19,276	97,344	...	...	...	...	9	45	19,267	97,299
" Lastings, Plain .....	"	953	3,907	...	...	...	...	...	...	953	3,907
" Reps and Ribs, Plain .....	"	1,784	8,920	...	...	...	...	...	...	1,784	8,920
" Italians, Figured .....	"	787	4,367	40	226	...	...	...	...	827	4,593
" Lastings, " .....	"	14,657	48,368	...	...	...	...	...	...	14,657	48,368
" Reps and Ribs, Figured .....	"	110	622	...	...	...	...	...	...	110	622
" Damasks .....	"	1,744	10,464	...	...	...	...	...	...	1,744	10,464
Dyed Drills, 43 yards .....	"	1,532	13,252	...	...	...	...	5	43	1,527	13,209
" Lenos and Balzarines, 30 yards .....	"	7,333	17,599	...	...	30	72	...	...	7,303	17,527
" Leno Brocades, 30 yards .....	"	146	686	...	...	...	...	...	...	146	686

TABLE No. III.—TRADE IN FOREIGN GOODS.—Imports and Re-exports—Continued.

DESCRIPTION OF GOODS.	Classifier of Quantity.	IMPORTS FROM FOREIGN COUNTRIES AND HONGKONG.		IMPORTS FROM CHINESE PORTS.		RE-EXPORTS TO FOREIGN COUNTRIES AND HONGKONG.		RE-EXPORTS TO CHINESE PORTS.		NET TOTAL IMPORTS.	
		Quantity.	Value.	Quantity.	Value.	Quantity.	Value.	Quantity.	Value.	Quantity.	Value.
Dyed Cottons—continued:—			<i>Hk. Pks</i>		<i>Hk. Pks</i>		<i>Hk. Pks</i>		<i>Hk. Pks</i>		<i>Hk. Pks</i>
Dyed Cambrics, Lawns, & Muslins, 12 yds.	<i>Pieces</i>	369	739	...	...	...	...	...	...	369	739
" Shirtings and Sheetings, Plain, 36 inches by 43 yards.....	"	10,027	38,604	40	154	...	...	12	46	10,055	38,712
" Shirtings, Hongkong, 20 yards.....	"	5,350	16,050	...	...	...	...	...	...	5,350	16,050
" T-Cloths, 25 yards.....	"	41	84	...	...	...	...	...	...	41	84
" Turkey Red Shirtings, 25 yards...	"	3,271	8,014	...	...	...	...	...	...	3,271	8,014
Cotton Spanish Stripes, 32 inches.....	"	71	178	...	...	...	...	...	...	71	178
" " 64 ".....	"	10,623	46,741	...	...	86	378	...	...	10,537	46,363
" Flannel, Plain, Dyed, and Printed, English, 30 yards.....	"	6,615	25,798	...	...	151	589	...	...	6,464	25,209
" " Plain, Dyed, and Printed, Japanese, 30 yards.....	"	41,243	129,915	...	...	...	...	...	...	41,243	129,915
" " Striped, 30 yards.....	"	23,696	69,903	...	...	...	...	...	...	23,696	69,903
" " " Japanese, 30 yards.....	"	12,666	25,332	...	...	...	...	...	...	12,666	25,332
Crimp Cloth.....	<i>Yards</i>	29,218	2,922	...	...	...	...	...	...	29,218	2,922
" " Japanese.....	"	17,326	1,733	...	...	...	...	...	...	17,326	1,733
Harvard, Oxford, and Rep Shirtings.....	"	120,026	12,003	...	...	...	...	...	...	120,026	12,003
Cotton Ticks.....	"	1,089	163	...	...	...	...	...	...	1,089	163
Mottles, Denims, and Mahomedans.....	"	4,300	430	...	...	...	...	...	...	4,300	430
Mosquito Netting.....	"	5,164	1,033	...	...	...	...	...	...	5,164	1,033
Japanese Cotton Cloth.....	"	7,466	527	...	...	...	...	48	29	7,418	498
" " " Hand-made (Imitation Native Cloth).....	"	126,418	7,813	...	...	980	61	...	...	125,438	7,752
" " " Crape.....	"	388,635	31,355	...	...	...	...	...	...	388,635	31,355
Velvets and Velvetens, Plain, 18 inches...	"	1,581	237	...	...	...	...	...	...	1,581	237
" " " 22 ".....	"	315,789	63,158	...	...	...	...	...	...	315,789	63,158
" " " 26 ".....	"	9,730	2,919	...	...	700	210	4	1	9,026	2,708
" " " Printed or Embossed, 30 inches.....	"	1,266	570	...	...	...	...	...	...	1,266	570
Velvet Cords and Corduroys, Dyed.....	"	1,470	515	...	...	...	...	...	...	1,470	515
Cotton Blankets.....	<i>Pieces</i>	15,984	15,984	14	14	1,642	1,642	...	...	14,356	14,356
" " Japanese.....	"	2,714	1,900	...	...	...	...	...	...	2,714	1,900
Handkerchiefs, Plain, Dyed, and Printed.....	<i>Dozens</i>	33,075	14,884	1,558	701	46	21	2	1	34,585	15,563
" " Japanese.....	"	1,047	419	...	...	...	...	...	...	1,047	419
" " Embroidered, Hem-stitched, Initialled, etc.....	"	16,469	8,562	515	215	55	23	...	...	16,929	8,754
" " Embroidered, Hem-stitched, Initialled, etc., Japanese.....	"	1,457	912	...	...	...	...	...	...	1,457	912
Towels, Honeycomb and Huckaback, 18 inches by 40 inches.....	"	10,531	4,212	...	...	...	...	...	...	10,531	4,212
" " Honeycomb and Huckaback, 18 inches by 40 inches, Japanese.....	"	36,508	20,079	...	...	...	...	45	25	36,463	20,054
" " Honeycomb and Huckaback, exceeding 18 inches by 40 inches.....	"	193	290	...	...	...	...	...	...	193	290
" " Honeycomb and Huckaback, exceeding 18 inches by 40 inches, Japanese.....	"	187	119	...	...	...	...	...	...	187	119
Towels, other kinds.....	"	6,832	3,019	...	...	...	...	...	...	6,832	3,019
" " Japanese.....	"	61,516	22,115	...	...	...	...	...	...	61,516	22,115
Cotton Goods, Unclassed.....	<i>Yards</i>	97,164	10,108	...	...	492	193	...	...	96,672	9,915
" " Yarn, Grey and Bleached, English.....	<i>Piculs</i>	...	...	3	119	...	...	...	...	3	119
" " " " Indian.....	"	99,330	2,522,973	...	...	...	...	...	...	99,330	2,522,973
" " " " Japanese.....	"	65	1,606	3	75	...	...	...	...	68	1,681
" " " Dyed, Mercerised, and Gassed.....	"	1,030	91,070	9	823	133	11,783	4	332	902	79,778
" " " Wooloa or Berlinette.....	"	6	492	...	...	...	...	...	...	6	492
" " Thread, in Balls.....	"	12	1,084	...	...	...	...	...	...	12	1,084
" " " on Spools.....	<i>Gross</i>	4,199	10,498	...	...	...	...	...	...	4,199	10,498

TABLE No. III.—TRADE IN FOREIGN GOODS.—Imports and Re-exports—Continued.

DESCRIPTION OF GOODS.	Classifier of Quantity.	IMPORTS FROM FOREIGN COUNTRIES AND HONGKONG.		IMPORTS FROM CHINESE PORTS.		RE-EXPORTS TO FOREIGN COUNTRIES AND HONGKONG.		RE-EXPORTS TO CHINESE PORTS.		NET TOTAL IMPORTS.	
		Quantity.	Value.	Quantity.	Value.	Quantity.	Value.	Quantity.	Value.	Quantity.	Value.
<b>WOOLLEN AND COTTON MIXTURES.</b>											
Alpacas, Lustrés, Orleans, and Sicilians, Plain and Figured.....	Yards	325,654	81,414	60	15	...	...	...	...	325,714	81,429
Union and Poncho Cloth.....	"	22,463	13,478	...	...	...	...	...	...	22,463	13,478
" Italian Cloth, Plain and Figured.....	Pieces	33	335	...	...	...	...	...	...	33	335
Woollen and Cotton Spanish Stripes.....	Yards	7,779	3,488	...	...	...	...	...	...	7,779	3,488
" " Mixtures, Unclassed.....	"	15,202	4,576	5	15	...	...	...	...	15,207	4,591
<b>WOOLLEN GOODS.</b>											
Blankets and Rugs.....	Pounds	24,673	11,103	...	...	...	...	...	...	24,673	11,103
Bunting.....	Pieces	18	88	...	...	...	...	...	...	18	88
Camlets, English.....	"	6,807	77,599	...	...	30	342	...	...	6,777	77,257
Cashmeres and Merinos.....	Yards	116,319	58,160	...	...	...	...	...	...	116,319	58,160
Cloth, Broad, Medium, and Habit.....	"	18,614	27,921	...	...	264	396	...	...	18,350	27,525
Flannel.....	"	6,296	2,204	...	...	...	...	...	...	6,296	2,204
Lastings, Plain, Figured, and Créped.....	Pieces	2,949	27,426	...	...	20	186	...	...	2,929	27,240
Long Ells.....	"	1,412	7,554	...	...	...	...	...	...	1,412	7,554
Spanish Stripes.....	Yards	61,659	36,995	...	...	...	...	...	...	61,659	36,995
Tweeds and Serges.....	"	252	302	...	...	...	...	...	...	252	302
Woollen Goods, Unclassed.....	"	289	96	...	...	...	...	...	...	289	96
" and Worsted Yarn and Cord.....	Piculs	50	5,073	...	...	...	...	...	...	50	5,073
Berlin Wool.....	"	10	1,063	...	...	...	...	...	...	10	1,063
<b>MISCELLANEOUS PIECE GOODS.</b>											
Canvas.....	Yards	48,427	12,107	144	36	...	...	...	...	48,571	12,143
Cotton Duck.....	"	10,365	2,591	...	...	...	...	...	...	10,365	2,591
Hessian Cloth.....	"	59,076	3,544	...	...	...	...	...	...	59,076	3,544
Linen.....	"	623	216	...	...	...	...	...	...	623	216
Plushes and Velvets:—											
Plushes and Velvets, Silk.....	Catties	104	1,194	...	...	...	...	...	...	104	1,194
Silk Seal (with Cotton back).....	"	926	2,222	...	...	6	14	...	...	920	2,208
Plushes and Velvets, Silk Mixture.....	"	334	768	...	...	...	...	...	...	334	768
" Cotton.....	"	167	451	...	...	...	...	...	...	167	451
Silk Piece Goods, Plain.....	"	1,991	13,041	...	...	116	760	22	144	1,853	12,137
" " Brocaded.....	"	245	1,935	...	...	9	71	...	...	236	1,864
" " Mixtures, Plain.....	"	613	2,329	...	...	...	...	...	...	613	2,329
" " " Brocaded.....	"	4,089	18,810	162	746	9	41	...	...	4,242	19,515
Tapestry.....	Yards	90	113	...	...	40	50	...	...	50	63
Towelling.....	"	169,504	8,475	...	...	102	5	...	...	169,402	8,470
<b>METALS.</b>											
Antimony.....	Piculs	3	42	...	...	...	...	...	...	3	42
Brass and Yellow Metal:—											
Bars and Rods.....	Piculs	25	611	...	...	...	...	...	...	25	611
Nails.....	"	4	120	...	...	...	...	...	...	4	120
Screws.....	"	1	54	...	...	...	...	...	...	1	54
Sheets and Plates.....	"	5,137	126,103	9	217	...	...	...	...	5,146	126,320
Tubes.....	"	31	1,048	...	...	...	...	...	...	31	1,048
Wire.....	"	138	3,496	...	...	...	...	...	...	138	3,496
Unclassed.....	"	113	1,254	...	...	...	...	...	...	113	1,254
Old.....	"	1,491	25,425	...	...	2	33	...	...	1,489	25,392
Copper:—											
Bars and Rods.....	Piculs	2	57	...	...	...	...	...	...	2	57
Ingots and Slabs.....	"	27,119	763,410	...	...	...	...	...	...	27,119	763,410
" " Japanese.....	"	13,984	413,238	...	...	...	...	...	...	13,984	413,238
Nails.....	"	4	186	...	...	...	...	...	...	4	186
Sheets and Plates.....	"	58	1,825	51	1,615	...	...	...	...	109	3,440
Tacks.....	"	5	189	...	...	...	...	...	...	5	189
Tubes.....	"	18	697	...	...	...	...	...	...	18	697





TABLE No. III.—TRADE IN FOREIGN GOODS.—Imports and Re-exports—Continued.

DESCRIPTION OF GOODS.	Classifier of Quantity.	IMPORTS FROM FOREIGN COUNTRIES AND HONGKONG.		IMPORTS FROM CHINESE PORTS.		RE-EXPORTS TO FOREIGN COUNTRIES AND HONGKONG.		RE-EXPORTS TO CHINESE PORTS.		NET TOTAL IMPORTS.	
		Quantity.	Value.	Quantity.	Value.	Quantity.	Value.	Quantity.	Value.	Quantity.	Value.
White Metal, Sheets	Piculs	275	13,540	3	148	...	...	...	...	278	13,688
" " Wire	"	248	10,810	3	131	...	...	...	...	251	10,941
Wire Netting and Gauze	"	36	3,325	...	...	...	...	1	98	35	3,227
Zinc, Sheets	"	170	2,045	...	...	...	...	...	...	170	2,045
Metals, Unclassed	"	4,407	31,701	7	61	...	...	...	...	4,414	31,762
SUNDRIES.											
Agar-agar	Piculs	410	1,641	...	...	...	...	...	...	410	1,641
Amber	"	17	2,649	...	...	...	...	...	...	17	2,649
Aniseed, Star	"	243	4,858	...	...	...	...	...	...	243	4,858
Articles de Paris, Curiosities, and Fancy Goods	Value	...	1,913	...	...	...	...	...	...	...	1,913
Aventurine	Piculs	307	16,506	...	...	4	208	2	100	301	16,198
Awabi	"	1,561	71,120	...	...	3	114	...	...	1,558	71,006
Bags of all kinds	Pieces	17,032	475	...	...	...	...	...	...	17,032	475
Bamboo Shoots	Piculs	1,340	9,848	...	...	...	...	...	...	1,340	9,848
Barley, Pearl	"	484	4,884	...	...	...	...	...	...	484	4,884
Basins, Tin	Gross	162	996	...	...	...	...	...	...	162	996
Beans and Peas	Piculs	5,061	28,452	...	...	...	...	...	...	5,061	28,452
Beer and Porter	Value	...	37,103	...	48	...	100	...	192	...	36,859
Beeswax, Yellow	Piculs	45	1,582	...	...	1	51	...	...	44	1,531
Belting, Machine	Value	...	2,878	...	1,000	...	...	...	...	...	3,878
Betel-nuts	Piculs	5,259	26,295	...	...	...	...	...	...	5,259	26,295
Bicho de Mar, Black	"	686	30,888	1	55	2	111	27	1,197	658	29,635
" " White	"	1,480	29,596	5	109	...	...	...	...	1,482	29,705
Birds Nests, 1st Quality	Catties	61	1,708	...	...	...	...	6	168	55	1,540
" " 2nd "	"	404	6,053	100	1,500	9	135	39	585	456	6,833
" " 3rd "	"	5,589	17,005	...	...	11	35	120	378	5,458	17,192
" " Refuse	"	14,793	10,158	...	...	80	56	2	2	14,711	10,100
Biscuits	Value	...	3,844	...	...	...	17	...	48	...	3,779
Bones, Tiger	Piculs	36	1,352	...	...	...	...	...	...	36	1,352
Books, Chinese	"	182	9,487	...	...	...	...	...	...	182	9,487
" and Charts	Value	...	4,145	...	716	...	257	...	...	...	4,604
Borax	Piculs	182	2,114	...	...	...	...	...	...	182	2,114
Boxes, Fancy	Gross	12,946	14,166	177	267	125	95	...	...	12,998	14,338
Braid, Llama	Piculs	31	4,045	...	...	...	...	...	...	31	4,045
" other kinds	Cartoons	3,555	1,330	...	...	...	...	...	...	3,555	1,330
Bricks and Tiles	Pieces	99,932	5,444	...	...	...	...	...	...	99,932	5,444
Bronze Powder	Piculs	95	5,250	...	...	...	...	...	...	95	5,250
Brushes and Brooms	Dozens	745	1,304	...	...	...	...	...	...	745	1,304
Building Materials	Value	...	61,891	...	...	...	7	...	...	...	61,884
Butter	Piculs	167	9,227	2	125	...	...	1	32	168	9,320
Buttons, Brass	Gross	29,509	11,803	...	...	1,060	424	...	...	28,449	11,379
" Fancy	"	943	377	...	...	8	3	17	7	918	367
Candles	Piculs	175	3,216	2	28	1	17	...	...	176	3,227
Caps and Hats, Chinese	Pieces	6,248	625	7,955	796	...	...	...	...	14,203	1,421
" " Foreign	"	69,905	6,179	...	...	...	...	...	...	69,905	6,179
Cardamoms, Inferior	Piculs	99	2,959	...	...	18	539	40	1,204	41	1,216
" Superior	"	9	1,792	...	...	6	1,166	46	9,162	...	...
Carpets and Druggets	Value	...	407	...	92	...	...	...	...	...	499
Cement	Piculs	29,981	29,981	...	...	3	3	12	12	29,966	29,966
Cheese	Value	...	1,986	...	...	...	22	...	...	...	1,964
Chemical Products	"	...	2,100	...	502	...	45	...	...	...	2,557
Chestnut Pulp	Piculs	318	1,720	...	...	...	...	...	...	318	1,720
Chestnuts	"	1,587	7,485	...	...	...	...	...	...	1,587	7,485
China-root	"	1,009	22,451	...	...	...	...	...	...	1,009	22,451
China-ware, Coarse	"	7,630	73,251	...	...	...	...	...	...	7,630	73,251
" " Fine	"	13	218	...	...	...	...	...	...	13	218
Cigarettes	Value	...	141,949	...	...	...	2,813	...	...	...	139,136
Cigars	"	...	20,033	...	...	...	62	...	...	...	19,971

TABLE No. III.—TRADE IN FOREIGN GOODS.—Imports and Re-exports—Continued.

DESCRIPTION OF GOODS.	Classifier of Quantity.	IMPORTS FROM FOREIGN COUNTRIES AND HONGKONG.		IMPORTS FROM CHINESE PORTS.		RE-EXPORTS TO FOREIGN COUNTRIES AND HONGKONG.		RE-EXPORTS TO CHINESE PORTS.		NET TOTAL IMPORTS.	
		Quantity.	Value.	Quantity.	Value.	Quantity.	Value.	Quantity.	Value.	Quantity.	Value.
Cinnabar	Piculs	35	Hk. \$s 2,642	...	...	...	...	...	...	35	2,642
Cinnamon	"	474	47,384	...	...	...	...	...	...	474	47,384
Clocks	Pieces	34,747	34,808	...	...	258	387	4	24	34,485	34,397
Cloisonné	Value	...	3,511	...	214	...	5	...	26	...	3,694
Cloth, Native (Nankeens)	Piculs	589	41,905	...	...	...	...	...	...	589	41,905
Clothing	Value	...	27,118	...	30	...	12	...	...	...	27,136
Cloves and Spices	Piculs	386	6,015	...	...	7	45	...	...	379	5,970
"    Mother	"	63	505	...	...	...	...	...	...	63	505
Coal	Tons	67,664	358,619	...	...	...	...	...	...	67,664	358,619
Cockles, Fresh and Dried	Piculs	125	1,247	...	...	...	...	...	...	125	1,247
Cocoa	"	50	5,606	...	...	...	...	...	...	50	5,606
Cocoa-nuts	Pieces	67,202	1,425	...	...	...	...	...	...	67,202	1,425
Coffee	Piculs	87	1,882	...	...	...	...	...	...	87	1,882
Coke	Tons	223	3,032	...	...	...	...	...	...	223	3,032
Compo	Piculs	599	27,652	...	...	...	...	...	...	599	27,625
Confectionery	Value	...	4,679	...	...	...	5	...	...	...	4,674
Coral, Broken and Refuse	Catties	8,978	2,693	...	...	...	...	...	...	8,978	2,693
Cornelian Stones, Rough	Pieces	498,325	17,181	...	...	...	...	...	...	498,325	17,181
Cotton Cord	Piculs	52	4,255	...	...	...	...	...	...	52	4,255
"    Raw	"	3,420	55,738	...	...	...	...	...	...	3,420	55,738
"    Waste	"	229	3,192	8	117	4	53	...	...	233	3,256
Covers, Bed	Pieces	3,089	1,595	...	...	233	107	...	...	2,856	1,488
Crockery	Value	...	2,185	...	41	...	2	...	...	...	2,224
Crucibles	"	...	31,985	...	...	...	...	...	...	...	31,985
Crystal	Piculs	20	2,941	...	...	...	...	3	426	17	2,515
Cutlery	Value	...	3,266	...	12	...	...	...	...	...	3,278
Cuttle-fish	Piculs	28,533	427,996	16	234	...	...	...	...	28,549	428,230
Dates, Black	"	1,027	6,416	...	...	...	...	...	...	1,027	6,416
"    Red	"	3,399	18,602	...	...	...	...	...	...	3,399	18,602
Dyes and Colours:—											
Aniline	Value	...	189,337	...	...	...	596	...	8	...	188,733
Gamboge	Piculs	5	432	...	...	...	...	...	...	5	432
Green, Emerald	"	131	2,928	...	...	...	...	...	...	131	2,928
"    Schweinfurt	"	78	1,926	...	...	...	...	...	...	78	1,926
Indigo, Pure, Liquid, and Indoin	"	439	22,019	...	...	...	...	...	...	439	22,019
Paris Blue	"	17	646	...	...	...	...	...	...	17	646
Prussian Blue	"	21	638	...	...	...	...	...	...	21	638
Ultramarine	"	228	2,513	...	...	...	...	...	...	228	2,513
Yam-root Dye-stuff	"	5,404	19,078	...	...	...	...	...	...	5,404	19,078
Unclassed	"	621	3,346	...	...	1	4	...	...	620	3,342
Eggs, Fresh	Pieces	211,918	2,689	...	...	...	...	...	...	211,918	2,689
Electrical Materials	Value	...	44,587	...	20	...	1,023	...	...	...	43,584
Electro-plated ware	"	...	281	...	...	...	...	...	...	...	281
Elephants Tusks, Whole or Parts	Piculs	2	630	...	...	...	...	...	...	2	630
Enamelled Ironware	Value	...	15,717	...	63	...	119	...	...	...	15,661
Fans, Paper	Pieces	34,270	959	...	...	2,415	68	...	...	31,855	891
"    Silk	"	30,045	2,404	...	...	...	...	...	...	30,045	2,404
Feathers, Duck and Fowl	Piculs	19	870	...	...	...	...	...	...	19	870
"    Peacock	Pieces	674,900	1,244	...	...	1,400	1	20,000	16	653,500	1,227
Fire-bricks	"	45,006	7,156	...	...	...	...	...	...	45,006	7,156
Fish Bones	Piculs	41	6,243	...	...	...	...	...	...	41	6,243
"    Dried	"	361	3,340	...	...	...	...	...	...	361	3,340
"    Fresh	"	1,173	8,338	...	...	...	...	...	...	1,173	8,338
"    Maws	"	23	2,342	...	...	...	...	...	...	23	2,342
"    Salt	"	20,010	91,043	...	...	...	...	...	...	20,010	91,043
"    Skins	"	19	291	...	...	...	...	...	...	19	291
Fishery Products, Unclassed	"	2,043	22,536	...	...	...	...	...	...	2,043	22,536
Flour	"	253,224	949,589	...	...	...	...	23	84	253,201	949,505
"    Yam, Arrow-root, and Potato	"	588	2,059	...	...	...	...	...	...	588	2,059
Fruits, Preserved	"	367	6,310	...	...	...	...	...	...	367	6,310

TABLE No. III.—TRADE IN FOREIGN GOODS.—Imports and Re-exports—Continued.

DESCRIPTION OF GOODS.	Classifier of Quantity.	IMPORTS FROM FOREIGN COUNTRIES AND HONGKONG.		IMPORTS FROM CHINESE PORTS.		RE-EXPORTS TO FOREIGN COUNTRIES AND HONGKONG.		RE-EXPORTS TO CHINESE PORTS.		NET TOTAL IMPORTS.	
		Quantity.	Value.	Quantity.	Value.	Quantity.	Value.	Quantity.	Value.	Quantity.	Value.
Fruits and Vegetables, Canned.....	Dozens	5,295	Hk. \$s 7,945	2	Hk. \$s 3	...	...	6	Hk. \$s 9	5,291	Hk. \$s 7,939
" " Dried and Salted.....	Value	...	8,233	...	...	...	...	...	...	...	8,233
" " Fresh.....	"	...	26,457	...	11	...	...	5	...	...	26,463
Fungus.....	Piculs	283	9,895	...	...	...	...	...	...	283	9,895
Furniture and Cabinet-makers Materials.....	Value	...	21,546	...	3,859	...	...	...	...	...	25,405
Garter Webbing, Elastic.....	"	...	6,913	...	98	...	22	...	...	...	6,989
Gasolene.....	Galls	7,400	2,531	...	...	...	...	...	...	7,400	2,531
Ginseng, American, Clarified.....	Catties	167	1,355	...	...	...	...	7	88	160	1,268
" " Crude.....	"	391	1,457	...	...	...	...	...	...	391	1,457
" " Beard, Root, Cuttings, etc.....	"	166	86	...	...	...	...	...	...	166	86
" " Korean, Clarified.....	"	1	20	...	...	...	...	5	97	...	...
" " Native.....	"	1,110	1,499	...	...	...	...	...	...	1,110	1,499
" " Wild.....	"	32	2,743	...	...	...	...	...	...	32	2,743
Glass Beads.....	Value	...	11,212	...	...	438	...	1,421	...	...	9,353
" Broken.....	Piculs	2,522	5,979	...	...	...	...	...	...	2,522	5,979
" Plate, Silvered.....	Sq. feet	73,407	36,704	...	...	3,562	1,781	...	...	69,845	34,923
" " Unsilvered.....	Value	...	560	...	19	...	...	...	...	...	579
" Window.....	Boxes	15,030	65,923	...	...	40	167	...	...	14,990	65,756
Glassware.....	Value	...	20,029	...	157	...	35	...	1,280	...	18,871
Glue.....	Piculs	6	121	...	...	...	...	...	...	6	121
Graphophones and Accessories.....	Value	...	2,475	...	222	...	961	...	105	...	1,631
Ground-nut Pulp.....	Piculs	4,094	22,610	...	...	...	...	...	...	4,094	22,610
-Ground-nuts.....	"	31,686	134,537	...	...	...	...	...	...	31,686	134,537
Gum Myrrh.....	"	181	1,806	...	...	...	...	...	...	181	1,806
" " Olibanum.....	"	360	3,602	...	...	...	...	1	5	359	3,597
Haberdashery and Millinery.....	Value	...	5,152	...	...	...	...	...	...	...	5,152
Hair, Human.....	Piculs	38	533	...	...	...	...	...	...	38	533
Hams and Bacon.....	"	283	7,071	...	...	...	...	...	...	283	7,071
Hardware.....	Value	...	8,239	...	...	...	...	...	...	...	8,239
Hides, Cow and Buffalo.....	Piculs	60	1,198	...	...	...	...	...	...	60	1,198
Honey.....	"	521	19,883	...	...	...	...	...	...	521	19,883
Horns, Cow and Buffalo.....	"	384	3,457	...	...	...	...	...	...	384	3,457
" " Deer.....	"	3	65	...	...	...	...	...	...	3	65
" " Old.....	"	41	7,423	...	...	...	...	...	...	41	7,423
" " Young, Annam.....	"	15	7,420	...	...	...	...	...	...	15	7,420
" " Rhinoceros.....	Catties	15	480	...	...	...	...	...	...	15	480
Hose.....	Value	...	4,096	...	...	...	...	...	30	...	4,066
Hosiery.....	Dozens	85,082	81,959	10	8	444	495	...	...	84,648	81,472
India-rubber Goods.....	Value	...	1,491	...	32	...	57	...	...	...	1,466
Ink, Printing.....	Piculs	226	4,396	29	558	8	160	...	...	247	4,794
Instruments and Apparatus, Scientific and Surgical.....	Value	...	9,084	...	1,122	...	...	...	...	...	10,206
Isinglass, Vegetable.....	Piculs	27	1,499	...	...	...	...	...	...	27	1,499
Jadestone.....	"	3,058	260,712	2	753	...	...	...	...	3,060	261,465
Jewellery.....	Value	...	453	...	...	...	...	...	...	...	453
Jewels and Jewellery, Imitation.....	"	...	1,633	...	...	...	...	...	...	...	1,633
Joss-stick Powder.....	Piculs	3,408	17,033	...	...	...	...	...	...	3,408	17,033
Labels, Tickets, and Advertising Matter.....	Value	...	3,809	...	1,113	...	...	569	...	...	4,353
Lace.....	"	...	1,981	...	206	...	...	...	...	...	2,187
Lacquerware.....	Piculs	87	2,451	...	...	1	23	...	...	86	2,428
Lamps and Lampware.....	Value	...	34,211	...	...	...	722	...	50	...	33,439
Lead, Red.....	Piculs	73	654	...	...	...	...	...	...	73	654
" " White.....	"	38	375	...	...	...	...	...	...	38	375
" " Yellow.....	"	202	1,820	...	...	...	...	...	...	202	1,820
Leather, Calf, Kid, Patent, and Coloured.....	"	3	575	...	...	...	...	...	...	3	575
" " Cow.....	"	3	76	...	...	...	...	...	...	3	76
" " other kinds.....	Value	...	766	...	...	...	...	...	...	...	766
" " Purses.....	Dozens	22,686	20,417	29	26	87	79	...	...	22,628	20,364
Lighthouse Materials and Apparatus.....	Value	...	...	...	1,382	...	...	...	...	...	1,382
Lily Flowers, Dried.....	Piculs	3,988	30,385	...	...	...	...	...	...	3,988	30,385

TABLE No. III.—TRADE IN FOREIGN GOODS.—Imports and Re-exports—Continued.

DESCRIPTION OF GOODS.	Classifier of Quantity.	IMPORTS FROM FOREIGN COUNTRIES AND HONGKONG.		IMPORTS FROM CHINESE PORTS.		RE-EXPORTS TO FOREIGN COUNTRIES AND HONGKONG.		RE-EXPORTS TO CHINESE PORTS.		NET TOTAL IMPORTS.	
		Quantity.	Value.	Quantity.	Value.	Quantity.	Value.	Quantity.	Value.	Quantity.	Value.
Liquors.....	Value	...	Hk. Pks 2,393	...	Hk. Pks 50	...	Hk. Pks 16	...	Hk. Pks 9	...	Hk. Pks 2,418
Liquorice.....	Piculs	670	10,004	...	...	...	...	...	...	670	10,004
Live Stock.....	No.	62	536	...	...	...	...	...	...	62	536
Looking-glasses and Mirrors.....	Pieces	102,211	4,955	486	91	...	...	1,581	241	101,116	4,805
Lung-ngan Pulp.....	Piculs	376	4,176	...	...	...	...	...	...	376	4,176
Lung-ngans, Dried.....	"	39	317	...	...	...	...	...	...	39	317
Machinery, and Parts of.....	Value	...	125,575	...	8,159	...	1,104	...	25,249	...	107,381
Machines, Sewing: Parts and Accessories.....	"	...	23,905	...	...	...	122	...	145	...	23,698
Manure.....	Piculs	630	1,584	...	...	...	...	...	...	630	1,584
Matches, Wood, Japan.....	Gross	1,287,323	324,152	...	...	150	38	...	...	1,287,173	324,114
Match-making Materials:—											
Phosphorus.....	Piculs	2	191	...	...	...	...	...	...	2	191
Wax, Paraffin.....	"	4,087	40,866	...	...	...	...	...	...	4,087	40,866
Wood Shavings.....	"	7	17	...	...	...	...	...	...	7	17
Splints.....	"	398	736	...	...	...	...	...	...	398	736
Mats, Bamboo and Rattan.....	Pieces	459	348	...	...	...	...	...	...	459	348
Coir (Door).....	"	77	80	...	...	...	...	...	...	77	80
Formosa, Grass (Bed).....	"	342	2,062	...	...	...	...	...	...	342	2,062
Straw and Rush.....	"	22,963	2,243	...	...	...	...	...	...	22,963	2,243
Matting, Straw.....	Rolls	382	1,910	...	...	...	...	...	...	382	1,910
Meats, Canned.....	Dozens	2,094	5,651	...	...	...	...	10	27	2,084	5,624
Dried and Preserved.....	Piculs	461	9,041	...	...	2	21	...	...	459	9,020
Medical Appliances and Druggists Sundries.....	Value	...	4,494	...	...	...	...	...	...	...	4,494
Medicines.....	Piculs	16,836	156,054	...	...	52	530	...	...	16,784	155,524
Value.....	Value	...	38,007	...	2,193	...	141	...	109	...	39,950
Milk, Condensed, in Tins.....	Dozens	22,364	32,428	...	...	60	87	8	11	22,296	32,330
Moulding.....	Feet	254,235	5,339	...	...	2,470	56	...	...	251,765	5,283
Munitions of War.....	Value	...	119,046	...	7,840	...	...	...	1,883	...	125,003
Mushrooms.....	Piculs	4,348	217,479	...	...	...	...	...	...	4,348	217,479
Musical Instruments: Pianos and Organs.....	Value	...	6,815	...	4,230	...	1,333	...	...	...	9,712
Mussels, Dried.....	Piculs	5,728	85,927	...	...	2	24	...	...	5,726	85,903
Needles.....	Mille	7,020	1,426	...	...	4,260	865	10	2	2,750	559
Nuts, White.....	Piculs	1,353	6,246	...	...	...	...	...	...	1,353	6,246
Oil, Bean.....	"	480	3,360	...	...	...	...	...	...	480	3,360
Castor, Lubricating.....	"	276	3,315	...	...	...	...	...	...	276	3,315
Cocoa-nut.....	"	106	1,276	...	...	...	...	...	...	106	1,276
Engine, Mineral.....	Galls.	55,210	18,202	...	...	...	...	...	...	55,210	18,202
" other kinds.....	"	204	163	...	...	...	...	...	...	204	163
Ground-nut.....	Piculs	1,840	18,397	...	...	...	...	...	...	1,840	18,397
Kerosene, American.....	Galls.	6,109,620	1,206,039	1,000	197	...	...	...	...	6,110,620	1,206,236
" Russian.....	"	2,000	337	...	...	...	...	...	...	2,000	337
" Sumatra.....	"	3,256,797	546,164	...	...	...	...	...	...	3,256,797	546,164
" " in bulk.....	"	5,268,543	867,202	...	...	...	...	...	...	5,268,543	867,202
Olive.....	"	635	838	...	...	...	...	...	...	635	838
Paint.....	"	801	636	...	...	...	...	...	...	801	636
Peppermint.....	Piculs	5	533	...	...	...	...	...	...	5	533
Tank Materials.....	Value	...	3,931	...	...	...	...	...	...	...	3,931
Opium, Imitation.....	Piculs	51	4,164	...	...	...	...	...	...	51	4,164
Oranges, Fresh.....	"	2,974	8,388	...	...	...	...	...	...	2,974	8,388
Ornaments, Head.....	Value	...	1,210	...	2	...	12	...	...	...	1,200
Oysters, Dried.....	Piculs	74	1,461	...	...	...	...	...	...	74	1,461
Paints, Assorted.....	"	287	2,746	10	76	...	...	...	...	297	2,822
Paper, Printing.....	"	77,498	531,691	9	64	166	1,130	...	...	77,341	530,625
Wall.....	Value	...	995	...	482	...	...	...	...	...	1,477
Writing.....	Piculs	634	11,541	...	...	...	...	...	...	634	11,541
other kinds.....	Value	...	49,050	...	494	...	17	...	...	...	49,527
Pears, Fresh.....	Piculs	1,347	4,142	...	...	...	...	...	...	1,347	4,142
Pepper, Black.....	"	77	1,533	...	...	...	...	...	...	77	1,533
White.....	"	111	3,881	...	...	...	...	...	...	111	3,881
Perfumery.....	Value	...	11,601	...	178	...	386	...	4	...	11,389

TABLE No. III.—TRADE IN FOREIGN GOODS.—Imports and Re-exports—Continued.

DESCRIPTION OF GOODS.	Classifier of Quantity.	IMPORTS FROM FOREIGN COUNTRIES AND HONGKONG.		IMPORTS FROM CHINESE PORTS.		RE-EXPORTS TO FOREIGN COUNTRIES AND HONGKONG.		RE-EXPORTS TO CHINESE PORTS.		NET TOTAL IMPORTS.	
		Quantity.	Value.	Quantity.	Value.	Quantity.	Value.	Quantity.	Value.	Quantity.	Value.
Persimmons, Dried.....	Piculs	3,132	14,167	...	...	...	...	...	...	3,132	14,167
Personal Effects.....	Value	...	2,099	...	...	...	...	...	...	...	2,099
Photographic Materials.....	"	...	5,757	...	91	...	205	...	37	...	5,606
Pictures and Engravings.....	"	...	1,363	...	81	...	...	...	...	...	1,444
Plums, Dried and Salted.....	Piculs	1,025	6,452	...	...	...	...	...	...	1,025	6,452
Pottery and Earthenware.....	Value	...	958	...	...	...	...	...	...	...	958
Prawns and Shrimps, Dried.....	Piculs	8,263	165,264	...	...	...	...	...	...	8,263	165,264
Printing and Lithographic Materials.....	Value	...	4,659	...	3,644	...	...	...	...	...	8,303
Putehuck.....	Piculs	236	3,769	...	...	...	...	...	...	236	3,769
Quartz (or Corundum Sand).....	"	2,261	12,436	...	...	...	...	72	398	2,189	12,038
Railway Plant and Materials.....	Value	...	438,464	...	4,000	...	130	...	...	...	442,334
Raisins and Currants.....	Piculs	1,291	15,494	...	...	...	...	...	...	1,291	15,494
Rattan Core.....	"	12,611	96,934	143	1,144	...	...	...	...	12,754	98,078
"  Skin.....	"	23	387	...	...	...	...	...	...	23	387
Rattans, Split.....	"	11	88	...	...	...	...	...	...	11	88
"  Whole.....	"	24,419	146,513	26	158	...	...	...	...	24,445	146,671
Rice.....	"	112,907	259,832	...	...	...	...	...	...	112,907	259,832
Rope.....	"	142	2,214	...	...	...	...	...	...	142	2,214
Rose Sugar.....	"	139	1,396	...	...	...	...	...	...	139	1,396
Sates.....	Pieces	79	4,498	1	215	1	60	...	...	79	4,653
Safflower.....	Piculs	236	2,970	...	...	...	...	...	...	236	2,970
Sago.....	"	962	4,845	...	...	...	...	...	...	962	4,845
Sand, Red.....	"	1,611	1,611	...	...	...	...	...	...	1,611	1,611
Sandalwood.....	"	875	7,085	...	...	...	...	...	...	875	7,085
"  Cuttings.....	"	38	158	...	...	...	...	...	...	38	158
Scales.....	Pieces	354	4,721	...	...	...	...	...	...	354	4,721
Sea Blubber.....	Piculs	725	3,226	...	...	...	...	...	...	725	3,226
Seaweed, Cut.....	"	231	926	...	...	...	...	...	...	231	926
"  Long.....	"	3,044	9,132	...	...	...	...	...	...	3,044	9,132
Seed, Apricot.....	"	971	22,129	...	...	...	...	...	...	971	22,129
"  Lily.....	"	293	4,706	...	...	...	...	...	...	293	4,706
"  Lucraban.....	"	191	1,337	...	...	...	...	1	5	190	1,332
"  Melon.....	"	248	1,427	...	...	...	...	...	...	248	1,427
"  Sesamum.....	"	8,300	43,033	...	...	...	...	...	...	8,300	43,033
"  Vegetable.....	"	13	55	...	...	...	...	...	...	13	55
Sharks Fins, Black.....	"	9	358	...	...	...	...	...	...	9	358
"  Prepared.....	"	10	1,428	...	...	...	...	...	...	10	1,428
"  White.....	"	15	1,336	...	...	...	...	2	145	13	1,191
Shoes, Straw.....	Pairs	300	24	...	...	...	...	...	...	300	24
"  and Boots, India-rubber.....	"	306,774	236,411	...	...	...	...	...	...	306,774	236,411
"  "  Leather.....	"	2,672	6,081	4,407	11,678	...	...	...	...	7,079	17,759
"  "  Silk and Cotton.....	"	4,984	2,991	...	...	...	...	...	...	4,984	2,991
Shrimp Skins.....	Piculs	17,509	24,158	...	...	...	...	...	...	17,509	24,158
"  Sauce.....	"	625	2,507	...	...	...	...	...	...	625	2,507
Sieves, Brass Wire.....	Sets	27,597	8,210	...	...	...	...	...	...	27,597	8,210
Silk, Refuse or Waste.....	Piculs	28	1,806	...	...	...	...	...	...	28	1,806
"  Noil Yarn, European.....	"	1,582	99,438	...	...	...	...	28	1,677	1,554	97,761
"  and Mixture Ribbons.....	Value	...	3,780	...	...	...	...	...	...	...	3,780
Silverware.....	"	...	1,573	...	...	...	...	...	...	...	1,573
Sinews, Deer.....	Piculs	27	957	...	...	...	...	...	...	27	957
Singlets.....	Dozens	9,072	25,989	...	...	66	188	1	3	9,005	25,798
Skins (Furs), Lynx.....	Pieces	232	476	...	...	...	...	...	...	232	476
"  Sundry.....	"	967	456	...	...	...	...	...	...	967	456
Soap, Bar.....	Piculs	2,356	14,138	...	...	22	218	1	7	2,333	13,913
"  Toilet and Fancy.....	Dozens	56,509	16,953	...	...	6,704	2,011	...	...	49,805	14,942
Soda Ash.....	Piculs	3,099	9,297	12	36	...	...	...	...	3,111	9,333
"  Bicarbonate of.....	"	109	327	...	...	...	...	...	...	109	327
"  Caustic.....	"	467	2,100	125	563	...	...	...	...	592	2,663
"  Crystal.....	"	196	490	5	12	...	...	...	...	201	502
Spirits.....	Value	...	31,325	...	160	...	...	...	17	...	31,468

TABLE No. III.—TRADE IN FOREIGN GOODS.—Imports and Re-exports—Continued.

DESCRIPTION OF GOODS.	Classifier of Quantity.	IMPORTS FROM FOREIGN COUNTRIES AND HONGKONG.		IMPORTS FROM CHINESE PORTS.		RE-EXPORTS TO FOREIGN COUNTRIES AND HONGKONG.		RE-EXPORTS TO CHINESE PORTS.		NET TOTAL IMPORTS.	
		Quantity.	Value.	Quantity.	Value.	Quantity.	Value.	Quantity.	Value.	Quantity.	Value.
Spirits of Wine	Galls.	13,733	9,735	...	...	...	...	...	...	13,733	9,735
Stationery	Value	...	16,081	...	2,636	...	14	...	96	...	18,607
Stork-fish	Piculs	4,602	32,109	...	...	...	...	...	...	4,602	32,109
Stores, Engineers	Value	...	2,593	...	...	...	...	...	...	...	2,593
" Household	"	...	28,740	...	1,058	...	392	...	37	...	29,369
" Marine	"	...	8,298	...	...	...	700	...	...	...	7,598
Stoves and Grates	"	...	4,511	...	84	...	85	...	...	...	4,510
Sugar, Brown	Piculs	3,257	13,028	...	...	...	...	...	...	3,257	13,028
" Candy	"	3,078	22,010	...	...	...	...	...	...	3,078	22,010
" Refined	"	29,595	158,335	...	...	149	794	...	...	29,446	157,541
" White	"	135,822	665,526	...	...	6	27	90	441	135,726	665,058
Tar	Galls.	10,248	3,187	...	...	...	...	...	...	10,248	3,187
Tea, Black	Piculs	6,253	187,590	...	...	...	...	...	...	6,253	187,590
" Brick, Black	"	14	215	...	...	...	...	...	...	14	215
" Ceylon	"	2	110	...	...	...	...	...	...	2	110
" Dust	"	466	2,670	...	...	...	...	...	...	466	2,670
" Green	"	56	2,163	...	...	...	...	...	...	56	2,163
" Stalk	"	176	1,665	...	...	...	...	...	...	176	1,665
Telegraph Materials	Value	...	3,775	...	8,004	...	1,436	...	...	...	10,343
Telescopes, Spy-glasses, and Optical Goods	"	...	1,349	...	...	...	...	...	...	...	1,349
Theatrical and Processional Effects	"	...	54,452	...	...	...	...	...	...	...	54,452
Thread, Gold, Imitation	Piculs	64	19,320	...	...	...	...	...	...	64	19,320
" Silver	"	125	28,427	...	...	...	...	8	1,222	117	27,205
Timber, Hard-wood	Cub. ft.	1,690	726	...	...	...	...	...	...	1,690	726
" Soft-wood	Sq. ft.	3,440	90	...	...	...	...	...	...	3,440	90
Tin-foil	Piculs	876	51,262	...	...	1	44	...	...	875	51,218
Tobacco	Value	...	1,867	...	...	...	...	...	...	...	1,867
" Leaf	Piculs	43	1,244	...	...	...	...	...	...	43	1,244
" Prepared	"	4,038	152,214	...	...	...	...	...	...	4,038	152,214
Tobacconists Sundries	Value	...	131	...	...	...	...	...	...	...	131
Toilet Requisites	"	...	3,605	...	155	...	...	...	1	...	3,759
Toys	"	...	11,353	...	171	...	51	...	1	...	11,372
Trays, Tin	Gross	1,012	2,581	...	...	...	...	28	70	984	2,511
Typewriters and Accessories	Value	...	3,006	...	759	...	280	...	105	...	3,380
Umbrella Covers, Frames, and Parts	"	...	8,777	...	...	...	16	...	...	...	8,761
Umbrellas, Cotton	Pieces	21,330	12,798	...	...	...	...	...	...	21,330	12,798
" Japanese	"	14,523	5,809	...	...	...	...	...	...	14,523	5,809
" Silk and Silk Mixture	"	347	555	...	...	...	...	...	...	347	555
Varnish	Piculs	59	1,324	13	290	...	...	...	...	72	1,614
Vermicelli and Macaroni	"	11,166	85,979	...	...	4	32	...	...	11,162	85,947
Vermilion	"	101	8,058	...	...	...	...	...	...	101	8,058
" Imitation	"	990	17,243	10	350	130	2,272	...	...	870	15,221
Walnut Pulp	"	126	1,067	...	...	...	...	...	...	126	1,067
Walnuts	"	371	2,356	...	...	...	...	...	...	371	2,356
Watches	Pieces	141	315	...	...	...	...	...	...	141	315
Waters, Table	Value	...	19,279	...	182	...	158	...	...	...	19,303
Wax, Japan	Piculs	686	13,714	...	...	...	...	...	...	686	13,714
" White	"	458	26,142	...	...	...	...	...	...	458	26,142
Wheat	"	116	255	...	...	...	...	...	...	116	255
Wines	Value	...	77,717	...	1,944	...	510	...	309	...	78,842
Woods of all kinds	"	...	584	...	...	...	519	...	4,426	...	...
Woodware	Piculs	66	1,315	...	...	...	...	...	...	66	1,315
Worm Tablets, in Bottles	Dozens	2,545	1,860	...	...	...	...	...	...	2,545	1,860
Sundries, Unenumerated	Value	...	57,471	...	2,511	...	1,215	...	3,596	...	56,171
<b>TOTAL</b>	<b>Hk. Ts</b>	25,964,657		103,408		51,574		57,371		25,972,094	
Excess of Re-export above Import of some articles during the year.....Hk. Ts											12,974
NET TOTAL.....Hk. Ts											25,959,120

## SUMMARY.

IMPORTS from Hongkong.....	<i>Hk. Ts</i>	25,664,078
"    "    Cochin China, Tonkin, and Annam.....	"	300,579
Total from Foreign Countries.....	<i>Hk. Ts</i>	25,964,657
Imports from Chinese Ports.....	"	103,408
TOTAL FOREIGN IMPORTS.....	<i>Hk. Ts</i>	26,068,065
RE-EXPORTS to Hongkong.....	<i>Hk. Ts</i>	51,574
Total to Foreign Countries.....	<i>Hk. Ts</i>	51,574
RE-EXPORTS to Newchwang.....	<i>Hk. Ts</i>	32
"    "    Tientsin.....	"	5,066
"    "    Chefoo.....	"	1,265
"    "    Chungking.....	"	129
"    "    Ichang.....	"	199
"    "    Changsha.....	"	6
"    "    Hankow.....	"	7,179
"    "    Kiukiang.....	"	1,323
"    "    Chinkiang.....	"	9
"    "    Shanghai.....	"	38,630
"    "    Sochow.....	"	89
"    "    Hangchow.....	"	197
"    "    Ningpo.....	"	1,277
"    "    Wuchow.....	"	1,970
Total to Chinese Ports.....	<i>Hk. Ts</i>	57,371
TOTAL FOREIGN RE-EXPORTS.....	<i>Hk. Ts</i>	108,945
NET TOTAL FOREIGN IMPORTS.....	<i>Hk. Ts</i>	25,959,120

TABLE No. IV.—TRADE IN NATIVE PRODUCE.—Imports and Re-exports.

DESCRIPTION OF GOODS.	Classifier of Quantity.	IMPORTS FROM CHINESE PORTS.		RE-EXPORTS TO CHINESE PORTS.		RE-EXPORTS TO FOREIGN COUNTRIES AND HONGKONG.		NET TOTAL IMPORTS.	
		Quantity.	Value.	Quantity.	Value.	Quantity.	Value.	Quantity.	Value.
COTTON GOODS.*									
Shirtings, Grey, Hankow.....	Pieces	5,740	Hk. \$27,556	...	...	...	...	5,740	27,556
SUNDRIES.									
Alum, Green.....	Piculs	230	345	...	...	...	...	230	345
"    White.....	"	14,847	36,604	...	...	...	...	14,847	36,604
Bamboo Shoots.....	"	173	1,690	...	...	...	...	173	1,690
"    Split, Leaf, etc.....	"	1,686	2,946	...	...	...	...	1,686	2,946
Barley, Pearl.....	"	995	3,780	...	...	...	...	995	3,780
Beancake.....	"	210,739	443,159	...	...	6	12	210,733	443,147
Beancurd.....	"	14,737	49,719	...	...	...	...	14,737	49,719
Beans, Black.....	"	160,661	410,748	...	...	14,188	36,023	146,473	374,725
"    Green.....	"	115,635	320,734	...	...	3,349	9,472	112,286	311,262
"    White and Yellow.....	"	958,790	2,587,171	...	...	141,203	384,523	817,587	2,202,648
"    Miscellaneous.....	"	9,111	28,539	...	...	3,340	10,282	5,771	18,257
Books, Printed.....	"	2,958	112,387	...	...	3	108	2,955	112,279
Brassware.....	"	8,026	361,182	...	...	...	...	8,026	361,182
Bristles.....	"	10,079	268,818	...	...	...	...	10,079	268,818
Cakes.....	"	102	1,633	...	...	...	...	102	1,633
Cake-stuff.....	"	49	844	...	...	...	...	49	844
Canes.....	Pieces	205,080	3,575	...	...	...	...	205,080	3,575
Caps, Felt.....	"	244,300	41,502	1,600	293	...	...	242,700	41,209
"    Silk.....	"	28,228	9,416	300	99	...	...	27,928	9,317
"    Miscellaneous.....	"	14,493	4,054	...	...	...	...	14,493	4,054
Carpet.....	"	6,110	9,166	...	...	...	...	6,110	9,166
Charcoal.....	Piculs	679	499	...	...	...	...	679	499
Chestnuts.....	"	1,010	4,670	...	...	...	...	1,010	4,670
China-root.....	"	6,796	147,511	...	...	6	147	6,790	147,364
Chinaware, Coarse.....	"	29	308	...	...	...	...	29	308
"    Fine.....	"	82	2,584	...	...	...	...	82	2,584
Cinnabar.....	"	111	8,898	...	...	...	...	111	8,898
Cloth, Native (Nankeens).....	"	12,427	745,630	...	...	...	...	12,427	745,630
Coir.....	"	434	4,930	...	...	...	...	434	4,930
Copperware.....	"	249	12,961	...	...	...	...	249	12,961
Cotton Fluff and Wadding.....	"	100	599	...	...	...	...	100	599
"    Raw.....	"	22,077	565,482	...	...	...	...	22,077	565,482
"    Waste.....	"	328	2,090	...	...	...	...	328	2,090
Cows and Buffaloes.....	No.	37	760	...	...	...	...	37	760
Dates, Black.....	Piculs	1,657	8,026	...	...	...	...	1,657	8,026
"    Red.....	"	1,556	6,462	...	...	...	...	1,556	6,462
Eggs, Preserved.....	Pieces	1,084,349	11,320	...	...	...	...	1,084,349	11,320
Fans, Fancy.....	"	303,671	24,443	...	...	...	...	303,671	24,443
"    Paper.....	"	742,043	29,681	...	...	15,590	630	726,453	29,051
Feathers, Duck, Fowl, etc.....	Piculs	3,079	25,544	...	...	...	...	3,079	25,544
Felt.....	Pieces	35,102	5,168	...	...	...	...	35,102	5,168
Fire-crackers and Fireworks.....	Piculs	5,168	122,136	...	...	...	...	5,168	122,136
Firewood.....	"	9,194	2,758	...	...	239	72	8,955	2,686
Fish, Dried.....	"	130	1,694	...	...	...	...	130	1,694
"    Salt.....	"	1,530	11,208	...	...	...	...	1,530	11,208
Flour, Vermicelli.....	"	744	3,953	...	...	...	...	744	3,953
"    Wheat.....	"	26	618	...	...	...	...	26	618
Flower Plants.....	Pieces	6,166	2,281	...	...	1,309	137	4,857	2,144
Fruits, Fresh, Unclassed.....	Piculs	766	941	...	...	...	...	766	941
"    Dried, .....	"	43	241	...	...	13	64	30	177
Fungus.....	"	169	5,902	...	...	...	...	169	5,902
Ginseng Beard and Refuse.....	"	43	16,592	...	...	...	...	43	16,592
"    Native.....	"	183	38,030	1	255	...	...	182	37,765
"    Wild.....	"	1	8,181	...	...	...	...	1	8,181
Glass or Vitrified Ware.....	"	358	7,274	...	...	...	...	358	7,274

Steam Factory products.



TABLE No. IV.—TRADE IN NATIVE PRODUCE.—Imports and Re-exports—Continued.

DESCRIPTION OF GOODS.	Classifier of Quantity.	IMPORTS FROM CHINESE PORTS.		RE-EXPORTS TO CHINESE PORTS.		RE-EXPORTS TO FOREIGN COUNTRIES AND HONGKONG.		NET TOTAL IMPORTS.	
		Quantity.	Value.	Quantity.	Value.	Quantity.	Value.	Quantity.	Value.
Grasscloth, Coarse.....	<i>Piculs</i>	28	<i>Hk. Ts</i> 1,614	...	<i>Hk. Ts</i> ...	...	...	28	1,614
" Fine.....	"	5	962	...	...	...	...	5	962
Ground-nut Cake.....	"	8,617	25,447	...	...	...	...	8,617	25,447
" Pulp.....	"	35,241	149,932	...	...	47	206	35,194	149,726
Ground-nuts.....	"	1,060,383	4,596,187	...	...	502	2,207	1,059,881	4,593,980
Gypsum.....	"	4,000	5,520	...	...	...	...	4,000	5,520
Hair, Goat.....	"	222	1,441	...	...	...	...	222	1,441
" Human.....	"	144	2,192	...	...	...	...	144	2,192
Haus.....	"	235	7,640	...	...	...	...	235	7,640
Hats, Straw.....	<i>Pieces</i>	228,900	27,542	...	...	...	...	228,900	27,542
Hemp.....	<i>Piculs</i>	264	2,510	...	...	...	...	264	2,510
Honey.....	"	1,280	11,960	...	...	...	...	1,280	11,960
Horns, Deer, Old.....	"	75	13,242	...	...	...	...	75	13,242
" Young.....	<i>Pairs</i>	5,273	380,524	...	...	...	...	5,273	380,524
Ink, China.....	<i>Piculs</i>	24	1,464	...	...	...	...	24	1,464
Jadestone.....	"	10	5,822	...	...	...	...	10	5,822
Lampblack.....	"	99	2,712	...	...	...	...	99	2,712
Leather.....	"	13	573	...	...	...	...	13	573
" Gilt, and Parchment.....	<i>Pieces</i>	294,500	4,987	...	...	...	...	294,500	4,987
" Strips.....	<i>Piculs</i>	297	36,900	...	...	...	...	297	36,900
Liquorice.....	"	3,388	51,070	...	...	177	2,644	3,211	48,426
Mats, Bamboo.....	<i>Pieces</i>	92,209	38,728	...	...	...	...	92,209	38,728
" Straw and Rush.....	"	706,353	145,146	...	...	...	...	706,353	145,146
Meats, Preserved and Dried.....	<i>Piculs</i>	685	13,845	...	...	...	...	685	13,845
Medicines.....	"	47,934	435,860	2	15	2,436	25,615	45,496	410,230
Munitions of War.....	<i>Value</i>	...	9,000	...	...	...	...	...	9,000
Musk.....	<i>Taels</i>	3,279	46,788	...	...	...	...	3,279	46,788
Nuts, White.....	<i>Piculs</i>	538	2,124	...	...	...	...	538	2,124
Oil, Bean.....	"	43,978	390,154	...	...	...	...	43,978	390,154
" Ground-nut.....	"	103,127	1,154,796	...	...	203	2,381	102,924	1,152,415
" Sesamum.....	"	2,095	19,539	...	...	...	...	2,095	19,539
" Tea.....	"	2,447	22,225	...	...	...	...	2,447	22,225
" Wood.....	"	1,973	15,886	...	...	...	...	1,973	15,886
Onions, Fresh.....	"	1,633	2,406	...	...	...	...	1,633	2,406
Opium, Native, Kiangsu.....	"	178.57	70,941	38.35	15,148	...	...	140.22	55,793
" " Szechwan.....	"	134.75	65,055	...	...	...	...	134.75	65,055
" " Yunnan.....	"	35.28	17,390	...	...	...	...	35.28	17,390
Paper, 1st Quality.....	"	239	4,543	...	...	...	...	239	4,543
" 2nd.....	"	140	1,255	...	...	...	...	140	1,255
" Black.....	"	43	3,802	...	...	...	...	43	3,802
Pears, Fresh.....	"	2,694	6,849	...	...	...	...	2,694	6,849
Peel, Orange.....	"	651	8,671	...	...	99	1,398	552	7,273
Peppermint Leaf.....	"	506	3,562	...	...	24	178	482	3,384
Persimmons, Dried.....	"	11,654	42,836	...	...	8	30	11,646	42,806
Pipes and Pipe-cases, Brass, etc.....	<i>Pieces</i>	31,183	17,493	...	...	200	80	30,983	17,413
Potash.....	<i>Piculs</i>	2,974	4,730	...	...	...	...	2,974	4,730
Pottery, Earthenware.....	"	888	2,662	...	...	...	...	888	2,662
Preserves.....	"	1,464	16,528	...	...	6	75	1,458	16,453
Quinces.....	"	391	1,036	...	...	...	...	391	1,036
Rhubarb.....	"	496	7,495	...	...	79	1,290	417	6,205
Rice.....	"	2,221,483	5,345,082	...	...	...	...	2,221,483	5,345,082
" Paddy.....	"	8,340	13,661	...	...	...	...	8,340	13,661
Sainshu.....	"	9,385	34,613	...	...	168	630	9,217	33,983
" Medicated.....	"	3,060	26,340	...	...	...	...	3,060	26,340
Sea Blubber.....	"	981	4,153	...	...	...	...	981	4,153
Seed, Apricot, Bitter.....	"	510	3,601	...	...	...	...	510	3,601
" " Sweet.....	"	3,286	74,197	...	...	9	210	3,277	73,987
" Cake.....	"	11,579	10,067	...	...	...	...	11,579	10,067
" Lily Flower, or Lotus-nuts.....	"	431	7,112	...	...	4	78	427	7,034
" Melon.....	"	1,385	11,103	...	...	...	...	1,385	11,103

TABLE No. IV.—TRADE IN NATIVE PRODUCE.—Imports and Re-exports—Continued.

DESCRIPTION OF GOODS.	Classifier of Quantity.	IMPORTS FROM CHINESE PORTS.		RE-EXPORTS TO CHINESE PORTS.		RE-EXPORTS TO FOREIGN COUNTRIES AND HONGKONG.		NET TOTAL IMPORTS.	
		Quantity.	Value.	Quantity.	Value.	Quantity.	Value.	Quantity.	Value.
Seed, Sesamum.....	<i>Piculs</i>	486,752	<i>Hk. Tls</i> 2,625,020	275	<i>Hk. Tls</i> 1,510	...	...	486,477	<i>Hk. Tls</i> 2,623,510
" Vegetable.....	"	37,388	87,566	...	...	...	...	37,388	87,566
Sheep and Goats.....	<i>No.</i>	13,546	72,616	...	...	...	...	13,546	72,616
Shoes and Boots, Silk and Cotton.....	<i>Pairs</i>	78,489	57,452	...	...	...	...	78,489	57,452
Silk, Raw, White.....	<i>Piculs</i>	541	299,045	...	...	...	...	541	299,045
" " " Thrown.....	"	31	17,472	...	...	...	...	31	17,472
" " Yellow, Shantung.....	"	621	260,786	...	...	...	...	621	260,786
" " Szechwan.....	"	216	90,080	...	...	...	...	216	90,080
" Refuse.....	"	92	5,967	...	...	...	...	92	5,967
" Noil Yarn.....	"	1,080	52,191	...	...	...	...	1,080	52,191
" Piece Goods.....	"	3,204	2,854,311	...	...	2	1,428	3,202	2,852,883
" Satin.....	"	309	253,247	...	...	...	...	309	253,247
" and Gold Embroidery.....	"	5	5,485	...	...	...	...	5	5,485
" Pongees, Honan.....	"	4	1,720	...	...	...	...	4	1,720
" " Shantung.....	"	4	1,967	...	...	...	...	4	1,967
" " Szechwan.....	"	164	79,573	...	...	...	...	164	79,573
" and Cotton Mixtures.....	"	33	9,797	...	...	...	...	33	9,797
" Thread and Sashes.....	"	10	5,845	...	...	...	...	10	5,845
" Products, Unclassed.....	"	31	8,665	...	...	...	...	31	8,665
Skin (Fur) Clothing, Fox.....	<i>Pieces</i>	1,831	18,574	...	...	...	...	1,831	18,574
" " Lamb.....	"	315	1,295	...	...	...	...	315	1,295
" " Rabbit.....	"	551	1,344	...	...	...	...	551	1,344
" " Sheep.....	"	4,642	10,048	...	...	...	...	4,642	10,048
" " Squirrel.....	"	129	1,698	...	...	...	...	129	1,698
" " Sundry.....	"	494	580	...	...	98	145	396	435
Skins (Furs), Cat.....	"	11,076	1,751	...	...	...	...	11,076	1,751
" Hare and Rabbit.....	"	64,326	5,979	...	...	...	...	64,326	5,979
" Sheep.....	"	478	656	...	...	...	...	478	656
" Weasel, and Tails.....	"	67,500	3,275	...	...	...	...	67,500	3,275
" Various.....	"	372	766	...	...	...	...	372	766
Snakes, Dried.....	"	972	322	...	...	...	...	972	322
Soda, Crude.....	<i>Piculs</i>	4,036	3,718	...	...	429	390	3,607	3,328
Tallow, Animal.....	"	60	520	...	...	...	...	60	520
" Vegetable.....	"	26	211	...	...	...	...	26	211
Tea, Black.....	"	118	2,930	...	...	...	...	118	2,930
" Dust.....	"	106	319	...	...	...	...	106	319
" Green.....	"	800	21,260	125	3,862	7	223	668	17,175
" Stalk.....	"	2,278	12,532	...	...	...	...	2,278	12,532
Tobacco, Leaf.....	"	9,637	74,569	...	...	...	...	9,637	74,569
" Prepared.....	"	380	8,415	...	...	...	...	380	8,415
Turnips, Dried and Salted.....	"	7,736	22,511	...	...	...	...	7,736	22,511
Varnish or Crude Lacquer.....	"	19	412	...	...	...	...	19	412
Vegetables, Dried and Salted.....	"	173	2,138	...	...	...	...	173	2,138
Vermicelli and Macaroni.....	"	815	6,708	...	...	...	...	815	6,708
Walnut Pulp.....	"	311	2,910	...	...	...	...	311	2,910
Walnuts.....	"	1,181	6,012	...	...	...	...	1,181	6,012
Wax, White.....	"	847	49,048	...	...	...	...	847	49,048
" Yellow.....	"	1,599	54,041	...	...	...	...	1,599	54,041
Wheat.....	"	103,814	223,193	...	...	...	...	103,814	223,193
White Metalware.....	"	101	8,821	...	...	...	...	101	8,821
Wood, Cypress.....	"	2,225	3,304	...	...	...	...	2,225	3,304
Woodware.....	"	40	635	...	...	...	...	40	635
Woolen and Cotton Mixtures.....	<i>Pieces</i>	280	280	...	...	...	...	280	280
Sundries, Unenumerated.....	<i>Value</i>	...	102,946	...	9	...	588	...	102,349
TOTAL.....	<i>Hk. Tls</i>	...	27,428,974	...	21,191	...	481,266	...	26,926,517

## SUMMARY.

IMPORTS from Newchwang.....	<i>Hk. Ts</i>	2,052,588	
"    " Tientsin.....	"	1,882,970	
"    " Chefoo.....	"	240,797	
"    " Weihaiwei.....	"	1,639	
"    " Kiaochow.....	"	597	
"    " Chungking.....	"	526	
"    " Ichang.....	"	28,791	
"    " Hankow.....	"	1,270,977	
"    " Kiukiang.....	"	39,799	
"    " Wuhu.....	"	5,490,501	
"    " Nanking.....	"	94	
"    " Chingkiang.....	"	3,562,880	
"    " Shanghai.....	"	12,282,819	
"    " Ningpo.....	"	360,049	
"    " Wenchow.....	"	784	
"    " Swatow.....	"	8,151	
"    " Samshui.....	"	48	
"    " Wuchow.....	"	204,964	
Total from Chinese Ports.....	<i>Hk. Ts</i>	27,428,974	
TOTAL NATIVE IMPORTS.....	<i>Hk. Ts</i>	27,428,974	
RE-EXPORTS to Tientsin.....	<i>Hk. Ts</i>	4,117	
"    " Hankow.....	"	15	
"    " Shanghai.....	"	1,510	
"    " Wuchow.....	"	15,549	
Total to Chinese Ports.....	<i>Hk. Ts</i>	21,191	
RE-EXPORTS to Hongkong.....	<i>Hk. Ts</i>	481,266	
Total to Foreign Countries.....	<i>Hk. Ts</i>	481,266	
TOTAL NATIVE RE-EXPORTS.....	<i>Hk. Ts</i>	502,457	
NET TOTAL NATIVE IMPORTS.....	<i>Hk. Ts</i>	26,926,517	

TABLE No. V.—TRADE IN NATIVE PRODUCE.—Exports and Re-exports.

DESCRIPTION OF GOODS.	Classifier of Quantity.	EXPORTS TO FOREIGN COUNTRIES.		EXPORTS TO HONGKONG.		EXPORTS TO CHINESE PORTS.		TOTAL RE-EXPORTS TO FOREIGN COUNTRIES, HONGKONG, AND CHINESE PORTS.		TOTAL EXPORTS (including Re-exports).	
		Quantity.	Value.	Quantity.	Value.	Quantity.	Value.	Quantity.	Value.	Quantity.	Value.
			<i>Hk. Pts.</i>		<i>Hk. Pts.</i>		<i>Hk. Pts.</i>		<i>Hk. Pts.</i>		<i>Hk. Pts.</i>
Amber, Beads and Ware .....	<i>Piculs</i>	...	...	4	631	8	2,505	...	...	12	3,136
Antimony and Antimony Ore ..	..	...	...	7,946	17,030	...	...	...	...	7,946	17,030
Arsenic.....	..	...	...	727	7,253	...	...	...	...	727	7,253
Bags, Gunny.....	<i>Pieces</i>	...	...	121,768	8,065	1,723,280	105,904	...	...	1,845,048	113,969
" Herap.....	..	...	...	8,562	632	288,930	16,543	...	...	297,492	17,175
Bamboo Baskets and Sieves ..	..	...	...	51,277	2,706	196	18	...	...	51,473	2,724
" Shoots.....	<i>Piculs</i>	...	...	2,814	9,131	31	88	...	...	2,845	9,219
" Split and Leaf.....	..	...	...	2,265	6,577	...	...	...	...	2,265	6,577
Bambooware.....	..	...	...	2,054	20,852	887	8,797	...	...	2,941	29,649
Beads, Scented and Fancy.....	<i>Strings</i>	...	...	2,016	438	86,118	4,140	...	...	88,134	4,578
Beaucurd.....	<i>Piculs</i>	...	...	8,664	55,020	39	248	...	...	8,703	55,268
Beans, Black.....	..	...	...	252	651	...	...	14,188	36,023	14,440	36,674
" Green.....	..	...	...	575	1,603	...	...	3,349	9,472	3,924	11,075
" White and Yellow.....	..	...	...	4,048	11,538	12	32	141,203	384,523	145,263	395,893
" Miscellaneous.....	..	...	...	350	1,080	5	13	3,340	10,282	3,695	11,375
Betel-nut Husk.....	..	...	...	1,033	990	477	459	...	...	1,510	1,449
Betel-nuts.....	..	...	...	53	359	2,713	13,170	...	...	2,766	13,429
Boneware.....	..	...	...	35	4,272	28	3,371	...	...	63	7,643
Books, Printed.....	..	...	...	1,736	66,992	375	14,445	3	108	2,114	81,545
Bran.....	..	...	...	855	1,525	...	...	...	...	855	1,525
Brass-foil.....	..	...	...	59	3,026	654	33,371	...	...	713	36,397
Brassware.....	..	...	...	1,984	90,737	1,044	47,769	...	...	3,028	138,506
Bristles.....	..	...	...	4,879	128,526	...	...	...	...	4,879	128,526
Brushes and Brooms.....	<i>Pieces</i>	...	...	29,393	517	71,602	1,683	...	...	100,995	2,200
Buttons, Brass.....	<i>Piculs</i>	...	...	269	16,812	3,784	235,603	...	...	4,053	252,415
" Cap, etc.....	<i>Pieces</i>	...	...	41,774	727	463,947	17,837	...	...	505,721	18,564
Cakes.....	<i>Piculs</i>	...	...	169	1,479	2	45	...	...	171	1,524
Camphor.....	..	...	...	393	19,636	256	12,785	...	...	649	32,421
Canes.....	<i>Pieces</i>	...	...	442,725	7,661	297,532	5,310	...	...	740,257	12,971
Cantharides.....	<i>Piculs</i>	...	...	158	7,865	...	...	...	...	158	7,865
Caps, Miscellaneous.....	<i>Pieces</i>	...	...	4,627	1,419	1,224	316	1,900	392	7,751	2,127
Cassia Buds.....	<i>Piculs</i>	...	...	1,001	23,392	164	3,698	...	...	1,165	27,090
" Lignea.....	..	...	...	75,523	1,051,271	2,117	28,483	...	...	77,640	1,079,754
" Refuse.....	..	...	...	18,858	68,265	518	1,582	...	...	19,376	69,847
" Twigs.....	..	...	...	5,742	10,434	5,485	9,394	...	...	11,227	19,828
Charcoal.....	..	...	...	1,271	1,305	...	...	...	...	1,271	1,305
Chestnuts.....	..	...	...	651	2,981	...	...	...	...	651	2,981
China-root.....	..	...	...	5,618	15,602	80	219	6	147	5,704	15,968
China-ware, Coarse.....	..	...	...	6,788	70,686	88	911	...	...	6,876	71,597
" Fine.....	..	...	...	2,600	79,820	113	3,500	...	...	2,713	83,320
Cinnamon.....	..	...	...	2	198	85	10,277	...	...	87	10,475
Citrons, Fresh.....	..	...	...	635	2,411	7	40	...	...	642	2,451
Clocks.....	<i>Pieces</i>	...	...	7	28	85	1,099	...	...	92	1,127
Cloisonné or Enamelware.....	<i>Value</i>	...	...	...	612	...	826	...	...	...	1,438
Cloth, Native (Nankeens).....	<i>Piculs</i>	...	...	947	57,901	75	4,614	...	...	1,022	62,515
" Silk Noil Yarn.....	..	...	...	178	23,360	6	682	...	...	184	24,042
Clothing, Cotton.....	..	...	...	391	33,696	2	151	...	...	393	33,847
" Embroidered, The- atrical, etc.....	<i>Pieces</i>	...	...	9,200	25,403	320	957	...	...	9,520	26,360
" Silk.....	<i>Piculs</i>	...	...	299	211,535	...	...	...	...	299	211,535
" Old.....	<i>Pieces</i>	...	...	2,703	2,766	59	71	...	...	2,762	2,837
Coco-nut Shells.....	..	...	...	...	...	1,126,185	1,602	...	...	1,126,185	1,602
Combs, Toilet.....	..	...	...	77,136	1,799	18,890	564	...	...	96,026	2,363
Coral.....	<i>Catties</i>	...	...	...	...	212	2,755	...	...	212	2,755
" Beads.....	..	...	...	50	10	244	1,825	...	...	294	1,835
Cornelian Beads.....	<i>Piculs</i>	...	...	...	...	14	1,634	...	...	14	1,634
Cornelianware.....	..	...	...	1	656	8	5,136	...	...	9	5,792
Cosmetics.....	..	...	...	2,366	11,601	9	106	...	...	2,375	11,707
Cotton Bed-quilts and Palam- pores.....	<i>Pieces</i>	...	...	778	1,417	...	...	...	...	778	1,417

TABLE No. V.—TRADE IN NATIVE PRODUCE.—Exports and Re-exports—Continued.

DESCRIPTION OF GOODS.	Classifier of Quantity.	EXPORTS TO FOREIGN COUNTRIES.		EXPORTS TO HONGKONG.		EXPORTS TO CHINESE PORTS.		TOTAL RE-EXPORTS TO FOREIGN COUNTRIES, HONGKONG, AND CHINESE PORTS.		TOTAL EXPORTS (including Re-exports).	
		Quantity.	Value.	Quantity.	Value.	Quantity.	Value.	Quantity.	Value.	Quantity.	Value.
Cotton Cord.....	Piculs	...	Hk. \$s	66	1,998	1	26	...	...	67	2,024
Cows and Buffaloes.....	No.	...	...	18,911	324,568	...	...	...	...	18,911	324,568
Curiosities.....	Value	...	...	...	6,211	...	1,958	...	...	...	8,169
Cushions and Pillows.....	Pieces	...	...	77,998	11,457	8,115	1,584	...	...	86,113	13,041
Dominoes.....	Sets	...	...	9,228	1,129	48,765	2,810	...	...	57,993	3,939
Dressing-cases.....	Pieces	...	...	1,634	1,058	14,508	10,853	...	...	16,142	11,911
Drums.....	"	...	...	6,458	1,574	...	...	...	...	6,458	1,574
Eggs, Fresh.....	"	...	...	25,848,344	283,204	...	...	...	...	25,848,344	283,204
Preserved.....	"	...	...	78,596	901	350	3	...	...	78,946	904
Exhibitory Articles.....	Value	...	...	...	120,048	...	...	...	...	...	120,048
Fan Handles.....	Pieces	...	...	2,000	6	469,954	4,314	...	...	471,954	4,320
Fans, Fancy.....	"	...	...	5,201	2,123	6,390	531	...	...	11,591	2,654
Feather.....	"	...	...	10,022	4,188	631	288	...	...	10,653	4,476
Decorated.....	"	...	...	16,109	4,193	155	58	...	...	16,264	4,251
Gauze.....	"	...	...	2,840	939	20,604	1,435	...	...	23,444	2,374
Palm-leaf, Decorated.....	"	...	...	48,089	1,710	67,147	2,927	...	...	115,236	4,637
Trimmed.....	"	...	...	6,574,600	160,049	6,200	150	...	...	6,580,800	160,199
Untrimmed.....	"	...	...	4,911,790	30,203	...	...	...	...	4,911,790	30,203
Paper.....	"	...	...	29,207	1,174	30,510	1,224	15,590	630	75,307	3,028
Decorated.....	"	...	...	56,426	3,210	68,414	1,407	...	...	124,840	6,617
Silk.....	"	...	...	19,181	6,341	2,996	730	...	...	22,177	7,071
Feather Dusters.....	"	...	...	60,610	2,496	67,030	1,484	...	...	127,640	3,980
Feathers, Bird.....	"	...	...	3,532,288	35,364	104	326	...	...	3,532,392	35,690
Duck, Fowl, etc.....	Piculs	...	...	2,882	26,335	2	250	...	...	2,884	26,585
Fire-crackers and Fireworks.....	"	...	...	31,341	707,627	164	3,664	...	...	31,505	711,291
Fire-engines.....	Sets	...	...	9	571	52	2,440	...	...	61	3,011
Firewood.....	Piculs	...	...	11,123	3,337	...	...	239	72	11,362	3,409
Fish, Salt.....	"	...	...	197	1,698	77	923	...	...	274	2,621
Fishery Products.....	"	...	...	19	222	43	896	...	...	62	1,118
Flour, Potato, Yam, etc.....	"	...	...	649	2,982	17	65	...	...	666	3,047
Rice.....	"	...	...	4,394	22,089	7	36	...	...	4,401	22,125
Flower Plants.....	Pieces	...	...	126,079	16,988	76,275	6,388	1,309	137	203,663	23,513
Flowers, Artificial.....	Piculs	...	...	9	1,093	15	1,848	...	...	24	2,941
Cloth or Decorated.....	Pieces	...	...	37,018	1,411	520,093	1,224	...	...	557,111	2,635
Dried.....	Piculs	...	...	15	76	366	1,630	...	...	381	1,706
Fruits, Dried and Salted, Un- classified.....	"	...	...	501	1,946	12	37	13	64	526	2,047
Fresh, Unclassed.....	"	...	...	33,089	54,429	650	813	...	...	33,739	55,242
Furniture.....	Pieces	...	...	22,806	88,504	1,412	9,229	...	...	24,218	97,733
Garlic.....	Piculs	...	...	49,252	96,322	9	17	...	...	49,261	96,339
Gauntlets.....	Pairs	...	...	136,363	982	...	...	...	...	136,363	982
Ginger, Fresh.....	Piculs	...	...	45,000	138,842	4	11	...	...	45,004	138,853
Ginseng, Native.....	"	...	...	25	1,729	4	959	1	255	30	2,943
Glass Bangles.....	"	...	...	11,622	225,294	70	1,354	...	...	11,692	226,648
Decorated.....	Pairs	...	...	4,272,891	68,043	10,307	337	...	...	4,283,198	68,380
Beads.....	Piculs	...	...	401	5,540	84	1,155	...	...	485	6,695
Broken.....	"	...	...	226	1,467	57	283	...	...	283	1,750
Plate, Coloured.....	Pieces	...	...	...	...	204	1,777	...	...	204	1,777
or Vitrified Ware.....	Piculs	...	...	469	10,101	2,857	61,377	...	...	3,326	71,478
Glue, Cow.....	"	...	...	335	6,492	2,533	48,132	...	...	2,868	54,624
Gold Thread, Imitation.....	"	...	...	8	1,284	79	12,278	...	...	87	13,562
Gold-foil, Imitation.....	"	...	...	11	562	76	3,956	...	...	87	4,518
Real.....	Pieces	...	...	148,000	769	3,800	19	...	...	151,800	788
Goldware.....	Tails	...	...	1,903	88,894	28	1,309	...	...	1,931	90,203
Grasscloth, Coarse.....	Piculs	...	...	29	1,097	24	1,384	...	...	53	3,081
Fine.....	"	...	...	256	50,863	101	20,296	...	...	357	71,159
Ground-nuts.....	"	...	...	704	2,944	...	...	502	2,207	1,206	5,151
Hair, Human.....	"	...	...	2,153	75,199	...	...	...	...	2,153	75,199
Hams.....	"	...	...	201	6,523	1	58	...	...	202	6,581
Hangings, Fancy.....	Pieces	...	...	19,042	21,625	449	868	...	...	19,491	22,493

TABLE No. V.—TRADE IN NATIVE PRODUCE.—Exports and Re-exports—Continued.

DESCRIPTION OF GOODS.	Classifier of Quantity.	EXPORTS TO FOREIGN COUNTRIES.		EXPORTS TO HONGKONG.		EXPORTS TO CHINESE PORTS.		TOTAL RE-EXPORTS TO FOREIGN COUNTRIES, HONGKONG, AND CHINESE PORTS.		TOTAL EXPORTS (including Re-exports).	
		Quantity.	Value.	Quantity.	Value.	Quantity.	Value.	Quantity.	Value.	Quantity.	Value.
Hats, Straw	Pieces	...	Hk. \$/s	8,105	1,154	70	12	...	Hk. \$/s	8,175	1,166
" Summer	"	...	...	1,878	508	7,920	2,109	...	...	9,798	2,617
Hides, Cow and Buffalo	Pieces	...	...	81	1,595	...	...	...	...	81	1,595
Horns, " Deer, Old "	"	...	...	323	3,019	...	...	...	...	323	3,019
" " Young	Pairs	...	...	3	569	8	1,475	...	...	11	2,044
Hornware	Pieces	...	...	641	47,340	56	4,417	...	...	697	51,757
Indigo, Dried	"	...	...	68	6,253	61	5,505	...	...	129	11,758
" Liquid	"	...	...	289	6,026	688	14,814	...	...	977	20,840
Ink, China	"	...	...	231	1,119	1	5	...	...	232	1,124
Inkstones in Cases	Pieces	...	...	98	6,396	7	444	...	...	105	6,840
Iron, Unmanufactured	Pieces	...	...	5,071	520	34,546	4,053	...	...	39,617	4,573
Ironware	"	...	...	473	1,330	4	14	...	...	477	1,344
Ivoryware	"	...	...	382	3,923	246	2,507	...	...	628	6,430
Jadestone	"	...	...	20	12,913	48	31,935	...	...	68	44,848
Jadestoneware	Pieces	...	...	2	310	103	24,737	...	...	105	25,047
Joss Ornaments	"	...	...	6,129	3,683	39,888	16,148	...	...	46,017	19,831
" Sticks	Pieces	...	...	67,501	2,622	2,303,881	9,087	...	...	2,371,382	11,709
Joss-stick Powder	"	...	...	13,216	86,094	302	2,152	...	...	12,518	88,246
Knives and Scissors	Pieces	...	...	778	1,643	29	194	...	...	807	1,837
Lacquerware	Pieces	...	...	20,797	1,288	6,061	167	...	...	26,858	1,455
Lamps	Pieces	...	...	329	10,113	17	524	...	...	346	10,637
Lampwick	Pieces	...	...	27,322	4,409	60,875	7,385	...	...	88,097	11,794
Lanterns	Pieces	...	...	23	757	10	339	...	...	33	1,096
Lard	Pieces	...	...	6,899	1,773	2	1	...	...	6,901	1,774
Lead, Red	"	...	...	194	2,481	...	...	...	...	194	2,481
" White	"	...	...	28	216	...	...	...	...	28	216
" Yellow	"	...	...	1,271	10,327	2,441	19,746	...	...	3,712	30,073
Leather	"	...	...	1,342	10,113	4,041	30,234	...	...	5,383	40,347
" Gilt, and Parchment	Pieces	...	...	349	12,194	16,525	573,637	...	...	16,874	585,831
" Prepared, for Trunks	Pieces	...	...	1,492	375	...	...	...	...	1,492	375
" Trunks	"	...	...	47	1,465	96	2,827	...	...	143	4,292
Lichees, Dried	"	...	...	95	3,838	77	3,079	...	...	172	6,917
Liquorice	"	...	...	3,838	63,961	3,867	66,292	...	...	7,705	130,253
Lizards, Dried	Pairs	...	...	180	2,824	29	455	177	2,644	386	5,923
Lung-ngan Pulp	Pieces	...	...	1,110	98	10,735	902	...	...	11,845	1,000
Lung-ngans, Dried	"	...	...	69	1,531	502	11,984	...	...	571	13,515
Machinery	Value	...	...	815	6,927	5,782	48,279	...	...	6,597	55,206
Marble Slabs	Pieces	...	...	...	1,354	...	...	...	...	...	1,354
Mats, Bamboo	Pieces	...	...	195	1,098	899	5,067	...	...	1,094	6,165
" Rattan	"	...	...	2,799	1,170	92	39	...	...	2,891	1,209
" Straw (Bed)	"	...	...	4,132	7,443	864	1,557	...	...	4,996	9,000
" " for Packing	"	...	...	1,271,540	262,370	94,676	19,771	...	...	1,366,216	282,141
Matting	Rolls	...	...	8,520	316	267,280	11,163	...	...	275,800	11,479
Meats, Dried and Preserved	Pieces	...	...	389,297	2,725,079	33	231	...	...	389,330	2,725,310
" Tinned	Tins	...	...	3,526	98,594	28	772	...	...	3,554	99,366
Medicine Oil	Pieces	...	...	50,572	6,125	3,440	515	...	...	54,012	6,640
" Pills	"	...	...	7	5,585	13	11,071	...	...	20	16,656
" Powder	"	...	...	140	13,952	411	41,299	...	...	551	55,251
" Tea	"	...	...	6	1,044	9	10,141	...	...	15	11,185
Medicines	"	...	...	763	5,475	218	3,811	...	...	981	9,286
Mirrors with Frames	Pieces	...	...	17,572	83,914	6,754	80,752	2,438	25,630	26,764	190,296
Mother-of-pearlware	Pieces	...	...	114,383	4,080	240,420	27,035	...	...	354,803	31,115
Mushrooms, Tso-ku	"	...	...	20	9,586	9	4,471	...	...	29	14,057
Musical Instruments	Pieces	...	...	132	7,805	2	114	...	...	134	7,919
Musk	Taels	...	...	2,982	1,323	530	62	...	...	3,512	1,385
Nutgalls	Pieces	...	...	477	6,796	6	84	...	...	483	6,880
Oil, Castor, Ground-nut, Tea, Wood, etc.	"	...	...	550	13,890	...	...	...	...	550	13,890
" Peppermint	"	...	...	297	3,074	...	...	203	2,381	500	5,455
		...	...	7	1,351	12	2,249	...	...	19	3,600

TABLE No. V.—TRADE IN NATIVE PRODUCE.—Exports and Re-exports—Continued.

DESCRIPTION OF GOODS.	Classifier of Quantity.	EXPORTS TO FOREIGN COUNTRIES.		EXPORTS TO HONGKONG.		EXPORTS TO CHINESE PORTS.		TOTAL RE-EXPORTS TO FOREIGN COUNTRIES, HONGKONG, AND CHINESE PORTS.		TOTAL EXPORTS (including Re-exports).	
		Quantity.	Value.	Quantity.	Value.	Quantity.	Value.	Quantity.	Value.	Quantity.	Value.
Oil, Sandalwood.....	Piculs	...	Hk. Tls	...	Hk. Tls	7	3,253	...	Hk. Tls	7	3,253
Oils, Essential.....	Catties	...	...	260	310	29	3,092	...	...	289	3,402
Olive Seed.....	Piculs	...	...	151	2,337	74	1,238	...	...	225	3,575
"    Pulp.....	"	...	...	529	7,969	45	670	...	...	574	8,639
Olives, Fresh.....	"	...	...	625	1,608	...	...	...	...	625	1,608
"    Salted.....	"	...	...	3,298	14,526	212	898	...	...	3,510	15,424
Opium, Boiled.....	Taels	...	...	20	16	...	...	...	...	20	16
"    Dross.....	Piculs	...	...	75	14,481	...	...	...	...	75	14,481
"    Lumps.....	Pieces	...	...	10,981	2,421	249,485	60,357	...	...	260,466	62,778
"    Native, Kiangsu.....	Piculs	...	...	...	...	...	...	38.35	15,148	38.35	15,148
"    "    Yunnan.....	"	...	...	2.86	1,445	...	...	...	...	2.86	1,445
"    Picks, Iron.....	"	...	...	...	...	10	754	...	...	10	754
"    Pipes and Apparatus.....	Pieces	...	...	42,108	1,832	183,260	10,791	...	...	225,368	12,623
Oranges, Fresh.....	Piculs	...	...	2,071	6,530	344	1,179	...	...	2,415	7,709
Ornaments.....	Pieces	...	...	242,512	8,848	285,545	2,273	...	...	528,057	11,121
Oysters, Dried.....	Piculs	...	...	40	1,221	10	327	...	...	50	1,548
Paints, Assorted.....	"	...	...	267	1,314	102	806	...	...	369	2,120
Paper, 1st Quality.....	"	...	...	8,692	171,101	8,552	167,888	...	...	17,244	338,989
"    2nd.....	"	...	...	1,988	18,423	800	7,399	...	...	2,788	25,822
"    Black.....	"	...	...	46	778	25	494	...	...	71	1,272
"    Cuttings.....	"	...	...	435	1,093	1,790	5,150	...	...	2,225	6,243
Pearls, False.....	"	...	...	2	184	43	4,226	...	...	45	4,410
Peel, Orange.....	"	...	...	1,030	14,271	1,883	24,938	99	1,398	3,012	40,607
"    Pumelo, 1st Quality.....	"	...	...	96	889	421	3,852	...	...	517	4,741
"    "    2nd.....	"	...	...	25	112	152	671	...	...	177	783
Pens, Chinese.....	Pieces	...	...	129,077	1,509	8,360	93	...	...	137,437	1,602
Peppermint Ice.....	Catties	...	...	13	84	359	3,162	...	...	72	3,246
Persimmons, Dried.....	Piculs	...	...	977	4,785	19	119	8	30	1,004	4,934
Pewterware.....	"	...	...	98	4,179	7	288	...	...	105	4,467
Pictures, Pith-paper.....	Pieces	...	...	2,870	431	2,638	399	...	...	5,508	830
"    and Paintings.....	"	...	...	20,001	1,294	3,299	609	...	...	23,300	1,903
Pigs, Live, Small.....	No.	...	...	309	298	...	...	...	...	309	298
Plumbago.....	Piculs	...	...	994	731	...	...	...	...	994	731
Pottery, Earthenware.....	"	...	...	6,630	20,435	833	2,528	...	...	7,463	22,963
Prawns and Shrimps, Dried.....	"	...	...	28	556	197	4,052	...	...	225	4,608
Preserves.....	"	...	...	1,801	20,914	1,697	19,003	6	75	3,504	39,992
Purses and Pouches.....	Pieces	...	...	18,456	1,481	19,269	1,869	...	...	37,725	3,350
Rattan Pith, Pulp, and Skin.....	Piculs	...	...	3,635	15,539	622	13,701	...	...	4,257	29,240
Rattans, Split.....	"	...	...	752	6,381	195	1,547	...	...	947	7,928
"    Whole.....	"	...	...	105	616	61	360	...	...	166	976
Rattanware.....	"	...	...	56	1,016	115	2,102	...	...	171	3,118
Resin.....	"	...	...	223	875	4,075	13,579	...	...	4,298	14,454
Rhubarb.....	"	...	...	9	142	2	35	79	1,290	90	1,467
Rouge.....	"	...	...	25	467	72	1,621	...	...	97	2,088
Samshu.....	"	...	...	11,794	44,754	276	1,039	168	630	12,238	46,423
"    Medicated.....	"	...	...	2,911	42,950	559	6,347	...	...	3,470	49,297
Sandalwoodware.....	"	...	...	42	7,907	2	384	...	...	44	8,291
Scales.....	Pieces	...	...	5,709	3,347	1,518	2,804	...	...	7,227	6,151
Seed, Apricot.....	Piculs	...	...	55	1,308	2	36	9	210	66	1,554
"    Flower.....	"	...	...	192	1,047	472	3,663	...	...	664	4,710
"    Lily Flower, or Lotus-nuts.....	"	...	...	85	1,477	1	9	4	78	90	1,564
"    Melon.....	"	...	...	2,411	21,389	38	355	...	...	2,449	21,744
"    Pulp, Melon.....	"	...	...	656	9,848	...	...	...	...	656	9,848
"    Sesamum.....	"	...	...	602	3,327	4	23	275	1,510	881	4,860
Sharks Fins, Prepared.....	"	...	...	...	...	14	1,635	...	...	14	1,635
Sheep and Goats.....	No.	...	...	145	627	...	...	...	...	145	627
Shoes & Boots, Silk & Cotton.....	Pairs	...	...	105,427	138,758	727	799	...	...	106,154	139,557
"    Straw.....	"	...	...	13,775	1,125	...	...	...	...	13,775	1,125
Sign-boards.....	Pieces	...	...	947	2,231	24	250	...	...	971	2,481
Silk, Raw, White.....	Piculs	...	...	2,915	1,432,491	...	...	...	...	2,915	1,432,491

TABLE No. V.—TRADE IN NATIVE PRODUCE.—Exports and Re-exports—Continued.

DESCRIPTION OF GOODS.	Classifier of Quantity.	EXPORTS TO FOREIGN COUNTRIES.		EXPORTS TO HONGKONG.		EXPORTS TO CHINESE PORTS.		TOTAL RE-EXPORTS TO FOREIGN COUNTRIES, HONGKONG, AND CHINESE PORTS.		TOTAL EXPORTS (including Re-exports).	
		Quantity.	Value.	Quantity.	Value.	Quantity.	Value.	Quantity.	Value.	Quantity.	Value.
Silk, Raw, Yellow.....	<i>Piculs</i>	...	<i>Hk. Ts</i>	2	964	...	...	...	...	2	964
" " Wild.....	"	...	...	1,083	201,141	...	...	...	...	1,083	201,141
" " Steam Filature.....	"	...	...	34,521	19,137,988	...	...	...	...	34,521	19,137,988
" Cocoons, Whole.....	"	...	...	2,359	255,874	...	...	...	...	2,359	255,874
" " Pierced.....	"	...	...	1,105	55,175	...	...	...	...	1,105	55,175
" Refuse or Waste.....	"	...	...	26,091	1,454,570	226	13,811	...	...	26,317	1,468,381
" Piece Goods.....	"	...	...	7,104	5,106,916	819	609,348	2	1,428	7,925	5,717,692
" Piece Goods interwoven with Gold and Silver Thread.....	"	...	...	13	8,189	4	3,181	...	...	17	11,370
" Embroidery.....	"	...	...	362	497,439	6	8,669	...	...	368	506,108
" " Old.....	"	...	...	25	16,614	...	...	...	...	25	16,614
" Pongees, Shantung.....	"	...	...	1	382	1	542	...	...	2	924
" " Szechwan.....	"	...	...	15	7,387	...	...	...	...	15	7,387
" and Cotton Mixtures.....	"	...	...	360	105,070	680	198,503	...	...	1,040	303,573
" and Cotton Mixtures interwoven with Gold and Silver Thread.....	"	...	...	22	10,532	10	2,455	...	...	32	12,985
" and Cotton Mixtures interwoven with Gold and Silver Thread.....	"	...	...	22	10,532	10	2,455	...	...	32	12,985
" Paper.....	"	...	...	1	164	51	11,949	...	...	52	12,113
" and Hemp Mixtures.....	"	...	...	67	75,837	3	2,250	...	...	70	78,087
" Floss, Canton.....	"	...	...	46	25,262	...	...	...	...	46	25,262
" " other Provinces.....	"	...	...	5	3,825	2	1,365	...	...	7	5,190
" Thread.....	"	...	...	280	175,097	1	771	...	...	281	175,850
" Ribbons.....	"	...	...	4	2,910	111	86,086	...	...	115	88,996
" Ribbons interwoven with Gold and Silver Thread.....	"	...	...	...	...	68	59,185	...	...	68	59,185
" Products, Unclassed.....	"	...	...	1	353	12	2,102	...	...	13	2,455
Silver Thread, Imitation.....	"	...	...	55	6,871	4	510	...	...	59	7,381
Silverware.....	"	...	...	84	152,081	37	66,307	...	...	121	218,388
Skin (Fur) Clothing, Sundry.....	<i>Pieces</i>	...	...	2,125	3,395	...	...	98	145	2,223	3,540
Skins (Furs), Various.....	"	...	...	180	644	...	...	...	...	180	644
Snuff.....	<i>Piculs</i>	...	...	57	2,179	157	6,006	...	...	214	8,185
Soapstone Powder.....	"	...	...	6,433	7,210	1,652	1,732	...	...	8,085	8,942
Soda.....	"	...	...	1,643	3,277	42	84	...	...	1,685	3,361
Soy.....	"	...	...	1,744	5,675	146	437	...	...	1,890	6,112
Spangles.....	<i>Value</i>	...	...	...	202	...	2,617	...	...	...	2,819
Spectacles.....	<i>Pairs</i>	...	...	3,877	556	128,040	7,981	...	...	131,917	8,537
Starch.....	<i>Piculs</i>	...	...	2,019	13,655	57	422	...	...	2,076	14,077
Stockings, Cotton.....	"	...	...	80	5,258	13	824	...	...	93	6,082
Sugar, Brown.....	"	...	...	14,555	50,345	60,683	201,088	...	...	75,238	251,433
" Candy.....	"	...	...	180	1,290	542	3,907	...	...	722	5,197
" Cane.....	"	...	...	9,693	14,432	20,931	20,933	...	...	30,624	35,365
" White.....	"	...	...	295	1,697	351	2,070	...	...	646	3,767
Tallow, Animal.....	"	...	...	301	2,646	...	...	...	...	301	2,646
Taro.....	"	...	...	10,498	11,196	27	27	...	...	10,525	11,223
Tea, Black.....	"	...	...	25,157	574,323	58	1,545	...	...	25,215	575,868
" Dust.....	"	...	...	37	153	...	...	...	...	37	153
" Green.....	"	...	...	637	19,081	220	6,784	132	4,085	989	29,950
" Seed Cake.....	"	...	...	454	1,058	2	2	...	...	456	1,060
" Stalk.....	"	...	...	103	679	...	...	...	...	103	679
Teapots in Cases.....	<i>Pieces</i>	...	...	85,700	22,715	16,849	5,090	...	...	102,549	27,805
Theatrical and Processional Effects.....	<i>Value</i>	...	...	...	61,628	...	154	...	...	...	61,782
Thuber, Planks, Soft-wood.....	<i>Sq. feet</i>	...	...	58,251	3,114	3,000	167	...	...	61,251	3,281
Tin-foil.....	<i>Piculs</i>	...	...	33	1,973	256	15,406	...	...	289	17,379
Tinplateware.....	"	...	...	77	617	108	1,103	...	...	185	1,720
Tobacco, Leaf.....	"	...	...	1,146	8,844	3,339	25,350	...	...	4,485	34,194
" Prepared.....	"	...	...	7,167	161,994	16,376	369,309	...	...	23,543	531,303



TABLE No. V.—TRADE IN NATIVE PRODUCE.—Exports and Re-exports—Continued.

DESCRIPTION OF GOODS.	Classifier of Quantity.	EXPORTS TO FOREIGN COUNTRIES.		EXPORTS TO HONGKONG.		EXPORTS TO CHINESE PORTS.		TOTAL RE-EXPORTS TO FOREIGN COUNTRIES, HONGKONG, AND CHINESE PORTS.		TOTAL EXPORTS (including Re-exports).	
		Quantity.	Value.	Quantity.	Value.	Quantity.	Value.	Quantity.	Value.	Quantity.	Value.
Tobacco, Stalk.....	Piculs	...	Hk. Ts	2,469	4,933	7,298	14,660	...	Hk. Ts	9,767	19,593
Tooth-brushes.....	Pieces	...	...	135,312	2,541	497,820	8,816	...	...	633,132	11,357
Tortoiseshellware.....	Catties	...	...	8	177	134	2,969	...	...	142	3,146
Toys.....	Pieces	...	...	2,826,964	16,730	16,734	319	...	...	2,843,698	17,049
Trunks, Camphor-wood.....	"	...	...	428	1,422	...	...	...	...	428	1,422
" Leather and Wood.....	"	...	...	3,402	3,450	59	169	...	...	3,461	3,619
Turmeric.....	Piculs	...	...	256	1,181	21	96	...	...	277	1,277
Turnips, Salted.....	"	...	...	2,996	9,275	32	98	...	...	3,028	9,373
Umbrellas, Cotton.....	Pieces	...	...	273	179	5,048	3,417	...	...	5,321	3,596
Vegetables, Dried.....	Piculs	...	...	19,298	40,732	14	72	...	...	19,312	40,804
" Fresh.....	"	...	...	72,617	78,923	3	5	...	...	72,620	78,928
" Salted.....	"	...	...	24,254	45,588	69	193	...	...	24,323	45,781
Vermicelli and Macaroni.....	"	...	...	774	6,469	44	362	...	...	818	6,831
Vermillion.....	"	...	...	116	12,418	184	19,482	...	...	300	31,900
Vinegar.....	"	...	...	3,062	1,698	53	65	...	...	3,115	1,763
Wax, White.....	"	...	...	26	1,550	1	41	6	398	33	1,989
Wood, for Buckets, etc.....	"	...	...	4,259	3,811	...	...	...	...	4,259	3,811
" Shavings.....	"	...	...	88	602	36	206	...	...	124	808
Woodware.....	"	...	...	2,223	37,566	1,776	30,025	...	...	3,999	67,591
" Decorated.....	Pieces	...	...	17,353	19,377	4,030	1,548	...	...	21,393	20,925
Yeast.....	Piculs	...	...	403	1,604	...	...	...	...	403	1,604
Sundries, Unenumerated.....	Value	...	...	...	56,095	...	19,635	...	1,065	...	76,795
TOTAL.....	Hk. Ts	...	...	39,209,162	4,152,277	4,152,277	502,457	502,457	...	43,863,896	

## SUMMARY.

To—	EXPORTS.		RE-EXPORTS.		TOTAL EXPORTS AND RE-EXPORTS.	
	Hk. Ts	Hk. Ts	Hk. Ts	Hk. Ts	Hk. Ts	Hk. Ts
Hongkong.....	39,209,162	...	481,266	...	39,690,428	...
Total to Foreign Countries.....	39,209,162	39,209,162	481,266	481,266	39,690,428	39,690,428
Newchwang.....	133,727	...	...	...	133,727	...
Tientsin.....	636,232	...	4,117	...	640,349	...
Chefoo.....	104,113	...	...	...	104,113	...
Chungking.....	41,248	...	...	...	41,248	...
Ichang.....	29,286	...	...	...	29,286	...
Shasi.....	8,989	...	...	...	8,989	...
Changsha.....	1,511	...	...	...	1,511	...
Hankow.....	712,128	...	15	...	712,143	...
Kiukiang.....	36,369	...	...	...	36,369	...
Wuhu.....	17,550	...	...	...	17,550	...
Nanking.....	1,591	...	...	...	1,591	...
Chinkiang.....	7,377	...	...	...	7,377	...
Shanghai.....	2,052,481	...	1,510	...	2,053,991	...
Soochow.....	9,447	...	...	...	9,447	...
Hangchow.....	130,704	...	...	...	130,704	...
Ningpo.....	192,306	...	...	...	192,306	...
Wenchow.....	11,821	...	...	...	11,821	...
Wuchow.....	25,397	...	15,549	...	40,946	...
Total to Chinese Ports.....	4,152,277	4,152,277	21,191	21,191	4,173,468	4,173,468
GRAND TOTAL.....	43,361,439	43,361,439	502,457	502,457	43,863,896	43,863,896

TABLE No. VI.—

a.—Table showing the Destinations of the various Goods forwarded

DESCRIPTION OF GOODS.	Classifier of Quantity.	KWANGTUNG.		KWANGSI.	
		Quantity.	Value.	Quantity.	Value.
Shirtings, Grey, Plain, 7 lb. and under, English .....	<i>Pieces</i>	4,132	7,024	377	641
Over 7 lb. and not over 9 lb., English .....	"	7,689	18,454	149	357
" 9 lb. 11 lb. ....	"	2,048	6,246	2	6
Shirtings, White, Plain, English .....	"	27,264	106,330	1,898	7,402
Drills, 12½ lb. and under, English .....	"	144	425	29	85
" English .....	"	430	1,333	4	12
T-Cloths, 32 inches by 24 yards, English .....	"	6,663	12,660	498	946
" 36 inches by 24 yards, " .....	"	3,911	9,386	548	1,316
Lawns, White, 12 yards .....	"	540	513	...	...
Muslins, " .....	"	494	593	...	...
Lenos and Balzarines, White, 30 yards .....	"	1,067	1,974	98	181
Printed Cottons :—					
Printed Chintzes, Plain Cotton Prints, and Printed Shirtings, not exceeding 30 yards .....	<i>Pieces</i>	4,686	10,309	350	770
" Drills, Furnitures, and Twills, not exceeding 30 yards .....	"	118	230	11	21
" Reversible Cretonnes .....	<i>Yards</i>	300	60	...	...
Dyed Cottons :—					
Cotton Italians, Plain, Coloured .....	<i>Pieces</i>	1,582	7,989	312	1,575
" Lastings, Plain .....	"	1,223	5,015	1	4
" Repts and Ribs, Plain .....	"	63	315	...	6
" Italians, Figured .....	"	3	18	1	6
" Lastings, " .....	"	2,395	7,903	218	719
" Repts and Ribs, Figured .....	"	27	152	1	6
" Damasks .....	"	60	360	...	...
Dyed Drills, 43 yards .....	"	17	147	3	26
" Lenos and Balzarines, 30 yards .....	"	430	1,032	53	127
" Cambrics, Lawns, and Muslins, 12 yards .....	"	208	270	...	...
" Shirtings and Sheetings, Plain, 36 inches by 43 yards .....	"	3,280	12,628	1,272	4,897
" " Hongkong, 20 yards .....	"	2,354	7,062	774	2,322
" Turkey Red Shirtings, 25 yards .....	"	473	1,159	83	203
Cotton Spanish Stripes, 64 inches .....	"	346	1,522	9	40
" Flannel, Plain, Dyed, and Printed, English, 30 yards .....	"	3,339	13,022	125	487
" " " " Japanese, " .....	"	4,973	15,665	350	1,103
Crimp Cloth .....	<i>Yards</i>	1,660	166	400	40
" " Japanese .....	"	930	93	...	...
Harvard, Oxford, and Rep Shirtings .....	"	7,616	762	242	24
Mottles, Denims, and Mahomedans .....	"	60	6	...	...
Mosquito Netting .....	"	348	69	17	3
Japanese Cotton Cloth .....	"	3,496	209	12	1
" " Hand-made (Imitation Native Cloth) .....	"	1,398	84	...	...
Velvets and Velveteens, Plain, 22 inches .....	"	23,928	4,786	4,399	880
Cotton Blankets .....	<i>Pieces</i>	1,534	1,534	89	89
Handkerchiefs, Plain, Dyed, and Printed .....	<i>Dozens</i>	1,722	688	20	8
" Embroidered, Hem-stitched, Initialled, etc. ....	"	358	154	53	21
Towels, Honeycomb and Huckaback, 18 inches by 40 inches .....	"	431	172	...	...
" other kinds .....	"	274	109	50	20
" " Japanese .....	"	834	320	...	...
Cotton Goods, Unclassed .....	<i>Yards</i>	736	65	...	...
" Yarn, Grey and Bleached, Indian .....	<i>Piculs</i>	5,573	141,554	3,333	84,658
" " " Japanese .....	"	...	...	...	...
" " Dyed, Mercerised, and Gaseed .....	"	...	...	...	...
" " Wooloa or Berlinette .....	"	...	...	...	...
" Thread, on Spools .....	<i>Gross</i>	65	163	305	762
<b>WOOLLEN AND COTTON MIXTURES.</b>					
Alpacas, Lustres, Orleans, and Sicilians, Plain and Figured .....	<i>Yards</i>	17,238	4,309	670	168
Union and Poncho Cloth .....	"	1,236	766	90	54

## TRANSIT TRADE.

under Transit Passes to the Interior during the Year 1904.

YUNNAN.		KWEICHOW.		KIANGSI.		HUNAN.		TOTAL.	
Quantity.	Value.	Quantity.	Value.	Quantity.	Value.	Quantity.	Value.	Quantity.	Value.
	<i>Hk. Ta</i>		<i>Hk. Ta</i>		<i>Hk. Ta</i>		<i>Hk. Ta</i>		<i>Hk. Ta</i>
...	...	...	...	...	...	...	...	4,509	7,665
...	...	...	...	...	...	20	48	7,858	18,859
...	...	...	...	...	...	...	...	2,050	6,252
...	...	...	...	485	1,891	75	293	29,722	115,916
...	...	...	...	...	...	...	...	173	510
...	...	...	...	45	140	...	...	479	1,485
...	...	...	...	...	...	48	91	7,209	13,697
...	...	...	...	...	...	5	12	4,464	10,714
...	...	...	...	...	...	...	...	540	513
...	...	...	...	...	...	...	...	494	593
...	...	...	...	...	...	...	...	1,165	2,155
...	...	12	27	6	13	86	189	5,140	11,308
...	...	15	29	...	...	...	...	144	280
...	...	...	...	...	...	...	...	300	60
...	...	136	687	20	101	160	808	2,210	11,160
...	...	...	...	2	8	...	...	1,226	5,027
...	...	...	...	...	...	...	...	63	315
...	...	13	43	3	10	19	63	4	24
...	...	...	...	...	...	...	...	2,648	8,738
...	...	...	...	...	...	...	...	28	158
...	...	...	...	...	...	...	...	60	360
...	...	...	...	...	...	...	...	20	173
...	...	...	...	...	...	...	...	483	1,159
...	...	...	...	...	...	...	...	208	270
...	...	7	27	...	...	44	169	4,603	17,721
...	...	307	921	...	...	...	...	3,435	10,305
...	...	...	...	...	...	41	100	597	1,462
...	...	8	35	3	13	19	84	385	1,694
...	...	22	86	...	...	42	164	3,528	13,759
...	...	8	25	...	...	...	...	5,331	16,793
...	...	...	...	...	...	...	...	2,060	206
...	...	...	...	...	...	...	...	930	93
...	...	...	...	...	...	...	...	7,858	786
...	...	...	...	...	...	...	...	60	6
...	...	...	...	...	...	...	...	365	72
...	...	120	7	280	17	...	...	3,908	234
...	...	...	...	...	...	...	...	1,398	84
...	...	...	...	510	102	306	61	29,143	5,829
...	...	4	4	14	14	...	...	1,641	1,641
...	...	...	...	20	8	...	...	1,762	704
...	...	...	...	45	19	...	...	456	194
...	...	120	48	56	22	...	...	607	242
...	...	...	...	75	30	...	...	399	159
...	...	...	...	...	...	...	...	834	320
...	...	...	...	...	...	...	...	736	65
...	...	...	...	5,464	138,785	...	...	14,370	364,997
...	...	31	763	...	...	...	...	31	763
...	...	2	133	...	...	...	...	2	133
...	...	...	...	...	...	2	203	2	203
...	...	...	...	75	187	50	125	495	1,237
...	...	...	...	...	...	...	...	...	...
...	...	250	63	...	...	...	...	18,158	4,540
...	...	...	...	...	...	...	...	1,366	820

a.—Table showing the Destinations of the various Goods forwarded.

DESCRIPTION OF GOODS.	Classifier of Quantity.	KWANGTUNG.		KWANGSI.	
		Quantity.	Value.	Quantity.	Value.
<b>WOOLLEN GOODS.</b>					
Blankets and Rugs.....	<i>Pounds</i>	1,276	575	225	99
Camlets, English.....	<i>Pieces</i>	449	5,119	20	228
Cashmeres and Merinos.....	<i>Yards</i>	6,196	3,098	861	431
Cloth, Broad, Medium, and Habit.....	"	1,071	1,607	130	195
Lastings, Plain, Figured, and Créped.....	<i>Pieces</i>	197	1,832	4	37
Long Ells.....	"	654	3,499	62	331
Spanish Stripes.....	<i>Yards</i>	8,777	5,266	211	127
Woolen and Worsted Yarn and Cord.....	<i>Piculs</i>	30	3,092	1	71
Berlin Wool.....	"	4	466	...	...
<b>MISCELLANEOUS PIECE GOODS.</b>					
Cotton Duck.....	<i>Yards</i>	248	61	...	...
Plushes and Velvets:—					
Plushes and Velvets, Silk Mixture.....	<i>Catties</i>	33	132	...	...
Silk Pieces Goods, Mixtures, Brocaded.....	"	135	621	...	...
Towelling.....	<i>Yards</i>	51,830	2,592	200	10
<b>METALS.</b>					
Iron and Mild Steel, New:—					
Bars.....	<i>Piculs</i>	386	1,082	381	1,065
Chains, and Part of.....	"	7	41	...	...
Cobbles and Wire Shorts.....	"	18	46	186	483
Hoops.....	"	84	337	104	416
Nail-rod.....	"	889	2,668	1,269	3,806
Nails, Wire.....	"	943	3,772	1,785	7,139
Pig.....	"	...	...	135	203
Pipes and Tubes, Cast.....	"	1	6	...	...
Plate Cuttings.....	"	4,537	9,981	3,231	7,108
Sheets and Plates.....	"	143	423	114	337
Wire.....	"	26	130	176	883
Iron and Mild Steel, Old:—					
Scrap.....	<i>Piculs</i>	1,470	2,794	1,183	2,247
Iron, Galvanized:—					
Wire.....	<i>Piculs</i>	169	843	724	3,620
"  Shorts.....	"	161	369	312	719
Lead, in Pigs and Bars.....	"	51	292	239	1,364
Steel, Bamboo.....	"	442	2,209	167	835
"  Bars.....	"	11	98	15	135
Tin Compound.....	"	...	...	6	139
"  Slabs.....	"	57	2,483	45	1,947
Tinned Plates, Decorated.....	"	7	57	6	51
"  Plain.....	"	...	...	4	22
White Metal Wire.....	"	5	222	...	...
Metals, Unclassed.....	"	1	7	7	119
<b>SUNDRIES.</b>					
Awabi.....	<i>Piculs</i>	1	55	1	45
Basins, Tin.....	<i>Gross</i>	48	295	...	...
Bicho de Mar, White.....	<i>Piculs</i>	24	476	...	...
Birds Nests, 2nd Quality.....	<i>Catties</i>	...	...	...	...
"  3rd.....	"	189	596	...	...
"  Refuse.....	"	70	49	...	...
Biscuits.....	<i>Value</i>	...	46	...	...
Books, Chinese.....	<i>Piculs</i>	8	392	...	...
Boxes, Fancy.....	<i>Gross</i>	1,417	338	453	306
Braid, Llama.....	<i>Piculs</i>	8	1,036	1	116
Buttons, Fancy.....	<i>Gross</i>	1,620	648	200	80
Candles.....	<i>Piculs</i>	11	193	...	...

under Transit Passes to the Interior during the Year 1904—Continued.

YUNNAN.		KWEICHOW.		KIANGSI.		HUNAN.		TOTAL.	
Quantity.	Value.	Quantity.	Value.	Quantity.	Value.	Quantity.	Value.	Quantity.	Value.
	<i>Hk. Ts</i>		<i>Hk. Ts</i>		<i>Hk. Ts</i>		<i>Hk. Ts</i>		<i>Hk. Ts</i>
...	...	...	...	10	5	...	...	1,511	679
...	...	...	...	...	...	3	34	472	5,381
...	...	...	...	60	30	...	...	7,117	3,559
...	...	...	...	...	...	59	88	1,260	1,890
...	...	...	...	...	...	...	...	201	1,869
...	...	...	...	...	...	2	11	718	3,841
...	...	...	...	...	...	30	18	9,018	5,411
...	...	...	...	5	490	1	95	37	3,748
...	...	...	...	...	...	...	...	4	466
...	...	...	...	...	...	...	...	248	61
...	...	...	...	...	...	...	...	33	132
...	...	15	69	...	...	...	...	150	690
...	...	...	...	...	...	...	...	52,030	2,602
...	...	...	...	...	...	...	...	...	...
...	...	6	18	53	147	...	...	826	2,312
...	...	...	...	...	...	...	...	7	41
...	...	...	...	29	75	...	...	232	604
...	...	...	...	...	...	...	...	190	759
...	...	...	...	132	397	2	6	2,290	6,871
...	...	...	...	104	416	...	...	2,858	11,431
...	...	26	104	...	...	...	...	135	203
...	...	...	...	...	...	...	...	1	6
...	...	...	...	1,487	3,272	...	...	9,255	20,361
...	...	...	...	...	...	...	...	257	760
...	...	83	414	9	45	...	...	294	1,472
...	...	...	...	587	1,115	...	...	3,240	6,156
...	...	...	...	...	...	...	...	...	...
...	...	172	860	32	160	...	...	1,097	5,483
39	90	...	...	35	81	...	...	547	1,259
...	...	...	...	39	222	...	...	329	1,878
...	...	...	...	11	55	...	...	620	3,099
...	...	...	...	...	...	...	...	26	233
...	...	...	...	...	...	...	...	6	139
...	...	...	...	...	...	...	...	102	4,430
...	...	...	...	...	...	...	...	13	108
...	...	...	...	...	...	...	...	4	22
...	...	...	...	...	...	...	...	5	222
...	...	...	...	...	...	...	...	8	126
...	...	...	...	...	...	...	...	2	98
...	...	...	...	...	...	...	...	48	295
...	...	...	...	...	...	...	...	24	476
...	...	13	195	...	...	...	...	13	195
...	...	28	88	...	...	...	...	217	684
...	...	...	...	...	...	...	...	70	49
...	...	...	...	...	100	...	...	...	146
...	...	...	...	...	...	...	...	8	392
...	...	...	...	2	8	...	...	1,872	652
...	...	...	...	4	564	2	234	15	1,950
...	...	100	40	20	8	...	...	1,940	776
...	...	...	...	1	26	...	...	12	219

a.—Table showing the Destinations of the various Goods forwarded

DESCRIPTION OF GOODS.	Classifier of Quantity.	KWANGTUNG.		KWANGSI.	
		Quantity.	Value.	Quantity.	Value.
			<i>Hk. Tā</i>		<i>Hk. Tā</i>
Caps, Felt.....	<i>Pieces</i>	500	50	...	...
Cement.....	<i>Piculs</i>	177	177	216	216
China ware, Coarse.....	"	149	1,430	390	3,741
Cigarettes.....	<i>Value</i>	...	1,334	...	...
Clocks.....	<i>Pieces</i>	3,391	3,458	168	176
Cloth, Native (Nankeens).....	<i>Piculs</i>	1	93	4	315
Cotton Cord.....	"	1	96	...	...
" Raw.....	"	355	5,771	...	...
" Waste.....	"	40	558	...	...
Covers, Bed.....	<i>Pieces</i>	588	248	80	35
Cuttle-fish.....	<i>Piculs</i>	121	1,815	3	45
Dates, Red.....	"	5	29	...	...
Dyes and Colours :—					
Aniline.....	<i>Value</i>	...	1,166	...	472
Indigo, Liquid, Artificial.....	<i>Piculs</i>	13	652	...	...
Prussian Blue.....	"	13	390	...	...
Ultramarine.....	"	74	814	1	13
Enamelled Ironware.....	<i>Value</i>	...	...	...	40
Files.....	<i>Dozens</i>	51	158	55	171
Fish, Dried.....	<i>Piculs</i>	6	53	...	...
Flour.....	"	825	3,095	450	1,687
Furniture.....	<i>Value</i>	...	388	...	...
Glass, Broken.....	<i>Piculs</i>	94	138	273	452
" Plate, Silvered.....	<i>Sq. feet</i>	587	294	251	125
" Window.....	<i>Boxes</i>	1,915	7,660	996	3,984
Glassware.....	<i>Value</i>	...	2,206	...	885
Gypsum.....	<i>Piculs</i>	...	...	63	88
Hardware.....	<i>Value</i>	...	160	...	...
Hats, Straw.....	<i>Pieces</i>	120	5	...	...
Hosiery.....	<i>Dozens</i>	1,333	1,066	25	20
Ink, Printing.....	<i>Piculs</i>	...	...	3	58
Lamps and Lampware.....	<i>Value</i>	...	196	...	180
Lead, Red.....	<i>Piculs</i>	17	153	...	...
Leather Purses.....	<i>Dozens</i>	760	684	...	...
Lily Flowers, Dried.....	<i>Piculs</i>	...	...	4	28
Looking-glasses and Mirrors.....	<i>Pieces</i>	4	20	50	28
Machines, Sewing.....	"	1	31	...	...
Matches, Wood, Japan.....	<i>Gross</i>	591,158	148,971	61,600	15,523
Match-making Materials :—					
Phosphorus.....	<i>Piculs</i>	2	173	...	...
Wax, Paraffin.....	"	1,161	11,612	326	3,258
Wood Splints.....	"	37	68	...	...
Milk, Condensed, in Tins.....	<i>Dozens</i>	281	407	...	...
Mushrooms.....	<i>Piculs</i>	3	155	...	...
Musical Instruments : Pianos and Organs.....	<i>Value</i>	...	238	...	...
Mussels, Dried.....	<i>Piculs</i>	22	327	...	...
Needles.....	<i>Mille</i>	...	...	1,500	335
Oil, Castor, Lubricating.....	<i>Piculs</i>	19	222	30	365
" Engine, Mineral.....	<i>Gallons</i>	2,014	664	76	25
" Kerosene, American.....	"	541,000	106,793	208,000	41,059
" " Sumatra.....	"	1,949,000	326,847	1,019,300	170,937
" Spindle.....	<i>Piculs</i>	5	32	...	...
Paper, Printing.....	"	195	1,335	1,803	12,252
" other kinds.....	"	...	...	65	515
Perfumery.....	<i>Value</i>	...	27	...	...
Persimmons, Dried.....	<i>Piculs</i>	...	...	6	25
Photographic Materials.....	<i>Value</i>	...	172	...	...
Prawns and Shrimps, Dried.....	<i>Piculs</i>	3	60	...	...
Raisins and Currants.....	"	...	...	...	...
Rattans, Whole.....	"	...	...	19	117
Samshu, Medicated.....	"	24	239	...	...

under Transit Passes to the Interior during the Year 1904—Continued.

YUNNAN.		KWEICHOW.		KIANGSI.		HUNAN.		TOTAL.	
Quantity.	Value.	Quantity.	Value.	Quantity.	Value.	Quantity.	Value.	Quantity.	Value.
	<i>Hk. Ta</i>		<i>Hk. Ta</i>		<i>Hk. Ta</i>		<i>Hk. Ta</i>		<i>Hk. Ta</i>
...	...	...	...	...	...	...	...	500	50
...	...	...	...	...	...	...	...	393	393
24	235	147	1,408	...	...	...	...	710	6,814
...	...	...	...	...	...	...	...	...	1,334
...	...	...	...	320	364	14	14	3,893	4,012
...	...	...	...	...	...	...	...	5	408
...	...	...	...	1	66	...	...	2	162
...	...	...	...	82	1,337	...	...	437	7,108
...	...	...	...	...	...	...	...	40	558
...	...	...	...	...	...	...	...	668	283
...	...	1	8	...	...	...	...	125	1,868
...	...	...	...	...	...	...	...	5	29
...	...	...	11	...	809	...	620	...	3,078
...	...	...	...	...	...	...	...	13	652
...	...	...	...	...	...	...	...	13	390
...	...	...	...	...	...	...	...	75	827
...	...	...	...	...	132	...	...	...	172
...	...	...	...	...	...	...	...	106	329
...	...	...	...	...	...	...	...	6	53
...	...	394	1,476	...	...	...	...	1,669	6,258
...	...	...	...	...	...	...	...	...	388
...	...	...	...	...	...	...	...	367	590
...	...	...	...	...	...	...	...	838	419
...	...	8	32	14	56	...	...	2,933	11,732
...	...	...	...	...	450	...	...	...	3,541
...	...	...	...	...	...	...	...	63	88
...	...	...	...	...	139	...	...	...	299
...	...	...	...	200	24	...	...	320	29
...	...	...	...	34	27	...	...	1,392	1,113
...	...	...	...	...	...	...	...	3	58
...	...	...	...	...	108	...	...	...	484
...	...	...	...	...	...	...	...	17	153
...	...	5	5	166	149	...	...	931	838
...	...	...	...	...	...	...	...	4	28
...	...	10	4	48	3	...	...	112	55
...	...	...	...	...	...	...	...	1	31
...	...	44,950	11,327	1,050	265	...	...	698,758	176,086
...	...	...	...	...	...	...	...	2	173
...	...	...	...	...	...	...	...	1,487	14,870
...	...	...	...	...	...	...	...	37	68
...	...	...	...	100	145	...	...	381	552
...	...	...	...	...	...	...	...	3	155
...	...	...	...	...	...	...	...	...	238
...	...	4	69	...	...	...	...	26	396
...	...	...	...	20	4	...	...	1,520	339
...	...	...	...	...	...	...	...	49	587
...	...	...	...	...	...	...	...	2,090	689
...	...	179,000	35,335	1,250	247	...	...	929,250	183,434
...	...	886,750	148,708	10,010	1,679	...	...	3,865,060	648,171
...	...	...	...	...	...	...	...	5	32
...	...	3,150	21,579	...	...	...	...	5,148	35,266
...	...	264	83,998	...	...	...	...	329	84,513
...	...	...	22	...	25	...	...	...	74
...	...	...	...	...	...	...	...	6	25
...	...	...	...	...	...	...	...	...	172
...	...	2	34	...	...	...	...	5	94
...	...	...	...	14	172	...	...	14	172
...	...	14	85	...	...	...	...	33	202
...	...	6	89	...	...	...	...	30	328

a.—Table showing the Destinations of the various Goods forwarded

DESCRIPTION OF GOODS.	Classifier of Quantity.	KWANGTUNG.		KWANGSI.	
		Quantity.	Value.	Quantity.	Value.
			<i>Hk. Ts</i>		<i>Hk. Ts</i>
Sandalwood.....	<i>Piculs</i>	156	1,263	84	683
Seaweed, Long.....	"	1,422	4,266	...	...
Shoes and Boots, India-rubber.....	<i>Pairs</i>	2,250	1,575	100	70
Sieves, Brass Wire.....	<i>Sets</i>	7,020	2,218	480	90
Singlets, Cotton.....	<i>Dozens</i>	10	29	40	114
Soap, Bar.....	<i>Piculs</i>	3	16	...	...
" Toilet and Fancy.....	<i>Dozens</i>	186	56	...	...
Stores, Household.....	<i>Value</i>	...	3,060	...	...
Sugar, Candy.....	<i>Piculs</i>	641	4,582	...	...
" Refined.....	"	1,016	5,434	114	609
" White.....	"	11,743	57,540	123	603
Tar.....	<i>Gallons</i>	1,107	344	25	8
Tea, Black.....	<i>Piculs</i>	22	228	...	...
Tin-foil.....	"	76	4,450	20	1,172
Tobacco, Prepared.....	"	215	8,119	730	27,535
Umbrella Frames.....	<i>Dozens</i>	20	34	142	241
Umbrellas, Cotton.....	<i>Pieces</i>	120	72	...	...
" " Japanese.....	"	832	333	...	...
Vermicelli.....	<i>Piculs</i>	...	...	10	74
Vermilion, Imitation.....	"	16	273	...	...
Wax, White.....	"	12	660	...	...
Wines, Beer, etc :—					
Beer.....	<i>Dozens</i>	80	160	40	80
Wines.....	"	21	176	...	...
Worm Tablets.....	"	135	99	40	29
Sundries, Unenumerated.....	<i>Value</i>	...	628	...	135
<b>TOTAL.....</b>	<i>Hk. Ts</i>		1,194,094		433,405

b.—Table showing the Provinces from which Native Goods

DESCRIPTION OF GOODS.	Classifier of Quantity.
Canes.....	<i>Pieces</i>
Fire-crackers and Fireworks.....	<i>Piculs</i>
Plumbago.....	"
Sugar, Brown.....	"
Tobacco, Leaf.....	"
<b>TOTAL.....</b>	<i>Hk. Ts</i>



under Transit Passes to the Interior during the Year 1904—Continued.

YUNNAN.		KWEICHOW.		KIANGSI.		HUNAN.		TOTAL.	
Quantity.	Value.	Quantity.	Value.	Quantity.	Value.	Quantity.	Value.	Quantity.	Value.
	<i>Hk. Tls</i>		<i>Hk. Tls</i>		<i>Hk. Tls</i>		<i>Hk. Tls</i>		<i>Hk. Tls</i>
...	...	78	631	...	...	...	...	318	2,577
...	...	...	...	126	378	...	...	1,548	4,644
...	...	...	...	...	...	...	...	2,350	1,645
...	...	...	...	197	59	...	...	7,097	2,367
...	...	10	28	...	...	...	...	60	171
...	...	...	...	...	...	...	...	3	16
...	...	27	8	47	14	...	...	260	78
...	...	...	...	...	...	...	...	...	3,060
...	...	...	...	...	...	...	...	641	4,582
...	...	...	...	...	...	...	...	1,130	6,043
...	...	...	...	...	...	...	...	11,866	58,143
...	...	...	...	...	...	...	...	1,132	352
...	...	...	...	...	...	...	...	22	228
...	...	...	...	...	...	...	...	96	5,622
798	30,090	608	22,900	...	...	15	581	2,366	89,225
...	...	...	...	96	165	...	...	259	440
...	...	...	...	60	36	...	...	180	108
...	...	...	...	...	...	...	...	832	333
...	...	...	...	...	...	...	...	10	74
...	...	...	...	...	...	...	...	16	273
...	...	...	...	...	...	...	...	12	660
...	...	...	...	...	...	...	...	120	240
...	...	...	...	...	...	...	...	21	176
...	...	...	...	...	...	...	...	175	128
...	...	...	73	...	93	...	...	...	929
.....	30,415	.....	332,516	.....	155,522	.....	4,111	.....	2,150,063

were brought under Transit Passes during the Year 1904.

KWANGTUNG.		KWANGSI.		TOTAL.	
Quantity.	Value.	Quantity.	Value.	Quantity.	Value.
	<i>Hk. Tls</i>		<i>Hk. Tls</i>		<i>Hk. Tls</i>
30,150	531	...	...	30,150	531
117	2,572	135	2,981	252	5,553
500	333	...	...	500	333
956	3,348	...	...	956	3,348
512	4,092	...	...	512	4,092
.....	10,876	.....	2,981	.....	13,857

c.—Table showing the Number of Passes issued for, and the Amount of Duties collected on, Foreign Goods forwarded to the Interior under Transit Passes, as divided between the various Nationalities, during the Year 1904.

QUARTER.	BRITISH.		AMERICAN.		GERMAN.		FRENCH.	
	No. of Passes.	Transit Dues.	No. of Passes.	Transit Dues.	No. of Passes.	Transit Dues.	No. of Passes.	Transit Dues.
1st quarter .....	1,303	<i>Hk. Tā m. c. c.</i> 2,566.6.1.2	147	<i>Hk. Tā m. c. c.</i> 559.3.0.4	1,700	<i>Hk. Tā m. c. c.</i> 2,913.0.2.7	1,357	<i>Hk. Tā m. c. c.</i> 1,128.6.1.5
2nd " .....	2,855	4,522.4.5.5	317	591.2.5.1	3,342	5,158.1.2.2	1,478	697.8.6.8
3rd " .....	2,572	4,271.8.2.7	562	836.0.0.5	2,736	4,248.1.8.8	1,103	670.9.0.0
4th " .....	1,755	3,958.3.3.9	519	920.4.1.9	2,118	3,931.1.5.7	260	217.0.0.9
TOTAL.....	8,485	15,319.2.3.3	1,545	2,906.9.7.9	9,896	16,250.4.9.4	4,198	2,714.3.9.2

QUARTER.	ITALIAN.		JAPANESE.		PORTUGUESE.		TOTAL.	
	No. of Passes.	Transit Dues.	No. of Passes.	Transit Dues.	No. of Passes.	Transit Dues.	No. of Passes.	Transit Dues.
1st quarter .....	...	<i>Hk. Tā m. c. c.</i> ...	91	<i>Hk. Tā m. c. c.</i> 107.0.8.0	...	<i>Hk. Tā m. c. c.</i> ...	4,598	<i>Hk. Tā m. c. c.</i> 7,274.6.3.8
2nd " .....	...	...	96	46.1.2.3	16	27.5.0.3	8,104	11,043.3.2.2
3rd " .....	10	15.1.0.0	42	16.5.3.5	13	16.5.4.8	7,038	10,075.1.0.3
4th " .....	20	25.5.8.0	...	...	...	...	4,672	9,052.5.0.4
TOTAL.....	30	40.6.8.0	229	169.7.3.8	29	44.0.5.1	24,412	37,445.5.6.7

d.—Table showing the Number of Passes surrendered for, and the Amount of Duties collected on, Native Goods brought from the Interior under Transit Passes, as divided between the various Nationalities, during the Year 1904

QUARTER.	BRITISH.		GERMAN.		FRENCH.		JAPANESE.		TOTAL.	
	No. of Passes.	Transit Dues.	No. of Passes.	Transit Dues.	No. of Passes.	Transit Dues.	No. of Passes.	Transit Dues.	No. of Passes.	Transit Dues.
1st quarter .....	1	<i>Hk. Tā m. c. c.</i> 8.3.2.5	6	<i>Hk. Tā m. c. c.</i> 63.1.0.0	3	<i>Hk. Tā m. c. c.</i> 57.3.8.8	...	<i>Hk. Tā m. c. c.</i> ...	10	<i>Hk. Tā m. c. c.</i> 128.8.1.3
2nd " .....	...	...	2	2.8.1.3	...	...	...	...	2	2.8.1.3
3rd " .....	...	...	4	8.0.6.3	...	...	...	...	4	8.0.6.3
4th " .....	2	17.7.1.7	2	4.7.2.5	...	...	10	20.6.4.6	14	43.0.8.8
TOTAL.....	3	26.0.4.2	14	78.7.0.1	3	57.3.8.8	10	20.6.4.6	30	182.7.7.7

TABLE No. VII.—DUTIES.

a.—Duties paid under each Flag, for the Year ended 31st December 1904.

FLAG.	IMPORT.	EXPORT.	COAST TRADE.	TONNAGE.	TRANSIT.	OPIMUM LIKIN.	TOTAL.
	<i>Hk. Pim.c.c.</i>	<i>Hk. Pim.c.c.</i>	<i>Hk. Pim.c.c.</i>	<i>Hk. Pim.c.c.</i>	<i>Hk. Pim.c.c.</i>	<i>Hk. Pim.c.c.</i>	<i>Hk. Pim.c.c.</i>
British .....	509,510.3.7.0	817,718.1.5.3	121,027.1.6.3	24,106.9.0.0	15,345.2.7.5	737,033.5.7.0	2,224,741.4.3.1
American .....	41,715.5.5.0	...	...	503.6.0.0	2,906.9.7.9	...	45,126.1.2.9
German .....	19,783.2.7.0	7,041.6.7.6	38,053.5.6.7	2,550.7.0.0	16,329.1.9.5	...	83,758.4.0.8
French .....	73,159.4.8.9	70,111.7.3.1	1,209.5.4.9	3,285.5.0.0	2,771.7.8.0	19,260.1.0.0	169,798.1.4.9
Norwegian .....	13,731.9.5.1	4,716.8.1.1	6,940.9.7.0	2,191.4.0.0	...	...	27,581.1.3.2
Swedish .....	...	...	1,350.7.2.2	279.2.0.0	...	...	1,629.9.2.2
Italian .....	...	...	...	656.0.0.0	40.6.8.0	...	696.6.8.0
Japanese .....	...	...	...	...	190.3.8.4	...	190.3.8.4
Portuguese .....	...	...	...	...	44.0.5.1	...	44.0.5.1
Chinese .....	4,856.0.8.5	89,292.8.1.2	78,974.3.1.4	5,911.9.0.0	...	181.4.0.0	179,216.5.1.1
On Opium .....	283,649.9.4.6	74.6.0.5	88.4.3.3	...	...	...	283,812.9.8.4
<b>TOTAL.....</b>	<b>946,406.6.6.1</b>	<b>988,955.7.8.8</b>	<b>247,644.7.1.8</b>	<b>39,485.2.0.0</b>	<b>37,628.3.4.4</b>	<b>756,475.0.7.0</b>	<b>3,016,595.7.8.1*</b>

\* 4 Drawbacks marked for cash payment during the year, to be deducted from this total ..... *Hk. Pim.* 226.0.6.8

b.—Comparative Table of Duties collected, for the Years 1895 to 1904.

YEARS.	IMPORT (exclusive of Opium).	EXPORT (exclusive of Opium).	COAST TRADE (exclusive of Opium).	OPIMUM (Import, Export, and Coast Trade).	TONNAGE.	TRANSIT.	OPIMUM LIKIN.	TOTAL.
	<i>Hk. Pim.c.c.</i>	<i>Hk. Pim.c.c.</i>	<i>Hk. Pim.c.c.</i>	<i>Hk. Pim.c.c.</i>	<i>Hk. Pim.c.c.</i>	<i>Hk. Pim.c.c.</i>	<i>Hk. Pim.c.c.</i>	<i>Hk. Pim.c.c.</i>
1895.....	338,161.9.7.6	630,080.7.1.0	93,750.4.2.4	180,175.6.4.5	27,723.2.0.0	27.8.3.6	480,468.2.7.5	1,750,388.0.6.6
1896.....	260,255.9.2.3	660,522.1.0.5	112,579.8.9.8	160,052.6.1.0	27,942.7.0.0	1,166.7.7.8	426,806.8.8.0	1,649,326.8.9.4
1897.....	353,463.6.4.9	720,273.2.3.5	140,360.6.5.3	167,746.0.2.2	23,666.9.0.0	33,901.2.3.7	446,102.0.5.0	1,885,513.7.4.6
1898.....	276,801.5.5.3	716,689.0.1.9	177,170.8.1.9	176,473.5.3.5	25,040.1.8.0	35,034.9.3.8	470,595.2.2.5	1,877,805.2.6.9
1899.....	288,704.1.1.3	708,568.9.8.8	197,882.9.7.8	207,455.0.0.8	24,135.4.5.1	36,422.6.8.4	553,100.3.0.0	2,016,269.5.2.2
1900.....	239,231.6.3.0	626,959.2.9.3	168,854.4.8.7	207,478.8.5.0	27,100.7.0.0	16,028.9.2.7	553,276.8.5.0	1,838,930.7.3.7
1901.....	315,786.6.9.6	699,965.6.6.1	207,824.3.2.5	240,533.2.3.7	25,601.1.0.0	28,494.3.4.9	641,421.6.8.0	2,159,627.0.4.8
1902.....	479,755.2.9.4	883,120.9.5.5	227,002.3.5.7	255,033.1.5.8	30,666.2.0.0	36,593.6.7.2	680,088.4.0.0	2,592,260.0.3.6
1903.....	597,970.0.1.5	956,564.4.2.0	234,799.7.9.5	284,183.3.3.3	46,546.4.0.0	31,498.0.7.6	757,042.3.4.0	2,908,604.3.7.9
1904.....	662,756.5.1.7	988,881.1.8.3	247,556.2.8.5	283,812.9.8.4	39,485.2.0.0	37,628.3.4.4	756,475.0.7.0	3,016,595.7.8.1

## B.—SPECIAL TABLES.

TABLE No. I.—IMPORT TRADE.

Comparative Table of the principal Articles of Import, for the Years 1895 to 1904.

DESCRIPTION OF GOODS.	Classifier of Quantity.	1895.	1896.	1897.	1898.	1899.	1900.	1901.	1902.	1903.	1904.
<b>OPIMUM.</b>											
Benares.....	Piculs	1,101	658	736	989	1,366	1,341	1,102	1,108	1,132	1,157
Malwa.....	"	1,038	828	775	730	926	769	851	739	762	926
Patna.....	"	3,853	3,836	4,037	4,157	4,617	4,804	6,056	6,644	7,488	7,325
Persian.....	"	...	3	1	...	...	...	...	6	78	43
Boiled.....	Cutties	703	522	917	314	194	74	451	228	191	217
<b>COTTON GOODS.</b>											
Shirtings, Grey.....	Pieces	75,248	66,416	85,218	70,695	81,141	98,040	118,639	115,826	152,731	163,850
White.....	"	123,551	105,777	133,397	93,970	149,933	152,872	209,700	155,784	153,207	166,783
Drills, American.....	"	359	292	111	36	19	35	5	141	20	...
English.....	"	4,298	3,183	4,213	4,632	7,045	8,465	7,543	11,077	17,452	11,173
T-Cloths.....	"	22,031	19,635	27,155	20,371	31,664	30,598	33,036	32,196	42,581	42,818
Cambrics, Lawns, and Muslins.....	"	21,983	10,761	17,006	18,221	29,917	27,033	38,064	17,861	9,313	11,296
Chintzes and Furnitures.....	"	15,165	6,387	10,234	10,970	30,215	32,018	33,783	18,444	45,794	43,865
Cotton Lastings, Figured.....	"	481	185	1,082	722	12,758	12,626	13,280	8,057	11,004	14,657
Dyed Shirtings, Brocaded.....	"	1,208	969	1,404	1,128	12,112	12,315	14,032	14,684	19,241	15,405
Plain.....	"	14,029	7,700	14,831	22,618	19,906	8,126	5,867	5,984	...	...
Japanese Cotton Cloth.....	Yards	...	...	...	...	...	...	...	...	...	...
Velvets and Velveteens.....	Pieces	2,780	2,311	3,143	2,539	3,437	3,786	4,300	4,644	...	132,856
Yards.....	Yards	...	...	...	...	...	...	...	...	84,044	...
Handkerchiefs.....	Dozens	24,393	20,591	19,664	21,572	29,189	34,388	50,607	27,722	212,215	329,132
Towels.....	"	17,289	17,923	23,677	22,312	25,584	29,373	36,966	63,981	33,462	54,018
Cotton Yarn, English.....	Piculs	2,021	2,142	2,491	1,406	1,725	1,229	1,457	918	292	905
Indian.....	"	124,629	94,200	127,231	61,874	46,585	10,490	16,588	103,016	104,695	99,330
Japanese.....	"	...	...	852	90	111	39	45	...	27	68
<b>WOOLLEN &amp; COTTON MIXTURES.</b>											
Alpacas, Lustres, Orleans, and Sicilians, Plain and Figured..	Pieces	141	18	92	9	545	1,953	3,369	2,321	...	...
Yards.....	Yards	...	...	...	...	...	...	...	...	64,290	325,714
<b>WOOLLEN GOODS.</b>											
Camlets, English.....	Pieces	5,026	4,372	3,850	3,593	5,022	6,057	6,578	5,722	6,232	6,777
Cloth, Broad, Medium, and Habit	Yards	968	1,174	810	898	1,572	912	1,287	359	...	...
Lastings.....	"	787	557	795	398	673	772	1,067	461	16,159	18,350
Long Ells.....	"	1,268	1,129	2,694	1,629	1,692	1,493	1,683	1,786	888	2,929
Spanish Stripes.....	Yards	79	160	139	257	2,189	2,369	2,897	1,820	1,250	1,412
Woollen and Worsted Yarn and Cord.....	Piculs	30	14	21	1	33	29	73	11	48,461	61,659
<b>METALS.</b>											
Iron, New: Nail-rod and Bars.....	Piculs	4,352	2,271	1,884	6,460	9,082	2,405	7,308	3,752	18,604	37,637
Lead, in Pigs.....	"	1,130	191	862	209	119	104	2,727	32,340	29,027	33,695
Quicksilver.....	"	147	154	158	130	123	108	130	7	4	11
Tin, Slabs.....	"	56	4	4	22	99	123	723	764	914	1,241
Yellow Metal, Sheets, Nails, and Cuttings.....	"	11	22	27	26	14	5	48	28	474	5,150

Comparative Table of the principal Articles of Import—*Continued.*

DESCRIPTION OF GOODS.	Classifier of Quantity.	1895.	1896.	1897.	1898.	1899.	1900.	1901.	1902.	1903.	1904.
<b>SUNDRIES.</b>											
Coal.....	<i>Tons</i>	47,475	59,014	45,641	41,371	45,745	38,743	51,621	49,080	86,820	67,664
Cotton, Raw, Indian, etc.....	<i>Piculs</i>	15,526	31,479	39,897	27,136	24,173	3,616	3,042	13,140	12,612	3,420
Cuttle-fish.....		37,563	35,338	33,103	30,292	30,527	30,543	31,818	21,021	23,924	28,549
Dyes, Aniline.....	<i>Value, Hk. Ts.</i>	124,075	133,563	139,540	154,066	143,907	139,434	197,175	161,589	158,910	188,733
Flour, Wheat.....	<i>Piculs</i>	200,046	175,683	121,405	119,199	194,339	216,742	237,624	239,639	230,397	253,201
Matches, Wood, Japan.....	<i>Gross</i>	482,313	378,232	958,434	972,830	923,839	888,906	1,031,750	1,094,158	1,218,398	1,287,173
Oil, Kerosene.....	<i>Galls.</i>	21,465	225,935	7,162,125	6,436,125	7,712,220	1,837,627	340,155	9,462,593	10,720,297	14,637,960

TABLE No. 2.—EXPORT TRADE.

Comparative Table of the principal Articles of Export, for the Years 1895 to 1904.

DESCRIPTION OF GOODS.	Classifier of Quantity.	1895.	1896.	1897.	1898.	1899.	1900.	1901.	1902.	1903.	1904.
Bangles or Glass Armlets.....	<i>Piculs</i>	16,905	12,785	11,983	15,561	14,127	10,742	11,495	18,815	15,568	11,692
Buttons, Brass.....		4,339	5,621	5,071	4,066	4,561	3,814	3,471	4,375	4,962	4,053
Canes.....	<i>Mille</i>	1,284	1,250	1,365	959	512	802	637	643	835	740
Cassia Lignea.....	<i>Piculs</i>	4,392	3,333	2,728	4,626	2,876	4,596	4,214	49,440	55,230	77,640
Chinaware.....		6,862	6,279	5,689	7,357	8,238	7,487	6,812	7,664	8,717	9,589
Fans, Palm-leaf.....	<i>Mille</i>	11,745	4,893	5,912	2,749	1,387	1,340	1,042	6,954	12,816	11,607
Fire-crackers and Fireworks.....	<i>Piculs</i>	5,910	16,123	7,501	5,050	5,888	6,496	4,818	17,481	32,365	31,505
Grasscloth.....		638	650	768	744	631	675	387	539	652	410
Hair, Human.....		652	855	882	1,054	1,011	1,433	711	1,486	1,789	2,153
Lacquerware.....		577	701	847	433	308	405	370	392	334	346
Matting.....	<i>Rolls</i>	223,517	306,674	287,375	202,009	94,775	126,733	70,361	260,145	467,276	389,330
Nutgalls.....	<i>Piculs</i>	1,511	584	537	614	165	55	254	812	50	550
Paper.....		10,855	15,422	14,861	13,931	11,649	8,053	8,999	15,062	19,143	20,032
Preserves.....		3,568	3,390	3,688	2,145	2,714	2,577	3,323	4,858	2,622	3,498
Silk, Raw and Thrown.....		24,375	23,286	30,717	33,853	37,173	28,221	36,449	37,514	34,709	37,436
"    "    Wild.....		487	419	520	129	491	309	303	933	1,094	1,083
"    Cocoons.....		1,533	629	412	30	2	836	104	2,531	3,440	3,464
"    Refuse.....		18,127	17,683	14,823	9,332	2,701	5,829	9,769	28,223	34,213	26,317
"    Piece Goods.....		6,766	6,687	6,568	5,695	4,953	5,653	6,224	8,582	8,973	7,923
"    Ribbons.....		335	420	310	248	252	183	153	183	323	115
Sugar, Brown.....		160,450	166,275	102,313	151,282	168,489	158,313	145,931	124,500	57,066	75,238
"    Candy.....		708	3,873	143	1,380	3,902	2,664	751	1,150	323	722
"    White.....		2,233	26,673	1,023	9,943	2,895	7,768	200	862	75	646
Tea, Black, Congou.....		8,744	10,197	12,923	9,767	7,922	10,622	6,447	12,902	11,579	15,677
"    "    Souchong.....		4	8	100	4	...	1	...	...	...	...
"    "    Orange Pekoe.....		1,297	503	448	4	436	80	167	300	167	451
"    "    Scanted Caper.....		...	16	1	73	104	...	36	9,598	14,011	8,787
"    "    Oolong.....		3	2	2	3	11	10	3	3	58	8
"    "    Pouchong.....		42	142	25	63	7	...	...	132	222	292
"    Green, Young Hyson.....		...	17	...	...	...	...	...	425	2	447
"    "    Hyson.....		...	...	...	1	1	...	2	...	347	95
"    "    Gunpowder.....		...	...	...	105	...	...	...	...	187	315

TABLE No. 3.—VALUE OF TRADE.

Comparative Table of the Value of the Trade, for the Years 1895 to 1904.

YEARS.	IMPORTS FROM		EXPORTS TO		TOTAL IMPORTS AND EXPORTS.	RE-EXPORTS.	TREASURE.		TRANSIT TRADE.	
	Foreign Countries.	Native Ports.	Foreign Countries.	Native Ports.			Imported.	Exported.	Inwards.	Outwards.
	<i>Hk. Tk.</i>	<i>Hk. Tk.</i>	<i>Hk. Tk.</i>	<i>Hk. Tk.</i>	<i>Hk. Tk.</i>	<i>Hk. Tk.</i>	<i>Hk. Tk.</i>	<i>Hk. Tk.</i>	<i>Hk. Tk.</i>	<i>Hk. Tk.</i>
1895.....	16,451,332	13,373,913	17,634,202	2,980,684	50,440,131	165,137	3,551,184	2,704,374	1,739	...
1896.....	12,157,757	14,069,259	17,075,218	3,381,314	46,683,548	523,205	2,702,216	5,734,722	51,830	...
1897.....	13,729,975	13,661,949	19,645,833	3,253,838	50,291,595	357,204	5,231,221	3,100,671	1,497,435	12,272
1898.....	11,970,502	14,189,368	20,302,795	3,478,631	49,941,296	386,323	7,414,228	6,772,637	1,536,674	266
1899.....	13,861,995	18,451,129	23,371,900	3,567,247	59,252,271	610,407	4,468,083	7,929,397	1,679,867	883
1900.....	13,691,180	18,286,376	18,401,090	2,657,907	53,036,553	631,381	3,789,272	11,232,324	769,679	30,437
1901.....	16,492,112	20,716,958	20,883,922	2,752,418	60,845,410	855,146	2,980,495	10,335,449	1,267,730	156,987
1902.....	16,491,136	24,745,842	35,722,600	3,768,365	80,727,943	983,256	3,859,681	11,867,028	1,420,896	97,508
1903.....	23,570,743	38,997,489	44,061,813	4,638,703	111,268,748	708,922	4,391,925	14,202,829	1,532,275	26,583
1904.....	25,964,657	27,532,382	39,209,162	4,152,277	96,858,478	611,402	5,942,900	15,931,261	2,150,063	13,857

TABLE No. 4.—SHIPPING.

Comparative Table of Shipping, for the Years 1895 to 1904.

a.—Under General Regulations.

YEARS.	ENTERED INWARDS.						CLEARED OUTWARDS.					
	STEAMERS.		SAILING VESSELS.		TOTAL.		STEAMERS.		SAILING VESSELS.		TOTAL.	
	No.	Tons.	No.	Tons.	No.	Tons.	No.	Tons.	No.	Tons.	No.	Tons.
1895.....	2,122	1,813,609	11	3,744	2,133	1,817,353	2,126	1,812,810	9	2,471	2,135	1,815,281
1896.....	2,265	1,845,190	8	923	2,273	1,846,113	2,267	1,848,690	10	2,196	2,277	1,850,886
1897.....	2,784	1,840,520	265	19,041	3,049	1,859,561	2,787	1,839,462	265	19,041	3,052	1,858,503
1898.....	3,514	1,824,990	146	14,415	3,660	1,839,405	3,486	1,822,473	145	14,289	3,631	1,836,762
1899.....	3,453	1,848,355	148	21,999	3,601	1,870,354	3,485	1,848,641	149	22,125	3,634	1,870,766
1900.....	3,522	1,751,498	51	8,616	3,573	1,760,114	3,558	1,756,146	50	8,533	3,608	1,764,679
1901.....	3,002	1,879,651	29	2,762	3,031	1,882,413	3,007	1,881,062	30	2,845	3,037	1,883,907
1902.....	3,653	2,139,424	151	17,570	3,804	2,156,994	3,630	2,118,048	149	17,222	3,779	2,135,270
1903.....	3,958	2,589,900	168	19,196	4,126	2,609,096	3,972	2,601,016	169	19,471	4,141	2,620,487
1904.....	3,484	2,830,620	238	32,598	3,722	2,863,218	3,493	2,836,798	232	31,340	3,725	2,868,138

b.—Under Inland Steam Navigation Rules.

YEARS.	ENTERED INWARDS.		CLEARED OUTWARDS.		TOTAL ENTERED AND CLEARED.	
	No.	Tons.	No.	Tons.	No.	Tons.
1895-97.....	...	...	...	...	...	...
1898 *.....	12,760	168,598	12,760	168,598	25,520	337,196
1899.....	33,667	501,130	33,667	501,130	67,334	1,002,260
1900.....	66,486	854,429	66,486	854,429	132,972	1,708,858
1901.....	75,095	2,184,698	75,095	2,184,698	150,190	4,369,396
1902.....	68,008	1,642,019	68,008	1,642,019	136,016	3,284,038
1903.....	74,756	1,805,180	74,756	1,805,180	149,512	3,610,360
1904.....	28,902	375,470	29,063	377,478	57,965	752,948

\* From 15th August.

TABLE No. 5.—TREASURE.

Treasure Imported and Exported during the Year 1904.

COUNTRIES FROM WHICH IMPORTED AND TO WHICH EXPORTED.	IMPORTS.					EXPORTS.				
	SILVER.			COPPER.	TOTAL IMPORTS.	SILVER.			COPPER.	TOTAL EXPORTS.
	In Bars and Sycee.	In Coin.	TOTAL.	In Coin.		In Bars and Sycee.	In Coin.	TOTAL.	In Coin.	
	Hk. Tls.	Hk. Tls.	Hk. Tls.	Hk. Tls.	Hk. Tls.	Hk. Tls.	Hk. Tls.	Hk. Tls.	Hk. Tls.	
<b>1. FOREIGN COUNTRIES.</b>										
Hongkong and Macao.....	400	5,617,167	5,617,567	...	5,617,567	...	14,579,214	14,579,214	...	14,579,214
<b>TOTAL: 1. FOREIGN COUNTRIES</b>	400	5,617,167	5,617,567	...	5,617,567	...	14,579,214	14,579,214	...	14,579,214
<b>2. CHINA.</b>										
Newchwang.....	...	...	...	...	...	...	1,393	1,393	...	1,393
Tientsin.....	...	...	...	...	...	...	111,053	111,053	65,104	176,157
Shanghai.....	306,000	19,333	325,333	...	325,333	...	128,159	128,159	1,041,338	1,169,497
Wuchow.....	...	...	...	...	...	...	5,000	5,000	...	5,000
<b>TOTAL: 2. CHINA</b> .....	306,000	19,333	325,333	...	325,333	...	245,605	245,605	1,106,442	1,352,047
<b>GRAND TOTAL: FOREIGN COUNTRIES AND CHINA</b> .....	306,400	5,636,500	5,942,900	...	5,942,900	...	14,824,819	14,824,819	1,106,442	15,931,261

TABLE No. 6.—PASSENGER TRAFFIC.

Passenger Traffic during the Year 1904.

PASSENGERS TO					PASSENGERS FROM			
STEAMERS.		SAILING VESSELS.			STEAMERS.		SAILING VESSELS.	
Foreigners.	Natives.	Foreigners.	Natives.		Foreigners.	Natives.	Foreigners.	Natives.
6,121	794,647	...	...	Hongkong.....	7,097	881,338	...	...
444	34,983	...	...	Macao.....	498	36,165	...	...
2	4,157	...	...	Shanghai.....	57	5,097	...	...
2	64	...	...	Other Coast Ports.....	3	203	...	...
203	16,620	...	...	Wuchow.....	175	14,593	...	...
2	171	...	...	Fungchuen.....	4	235	...	...
...	771	...	...	Dosing.....	2	869	...	...
20	1,944	...	...	Takhing.....	28	1,498	...	...
...	47	...	...	Lotinghau.....	...	222	...	...
...	430	...	...	Lukto.....	...	441	...	...
...	439	...	...	Yuetsing.....	...	348	...	...
...	116	...	...	Lukpu.....	...	224	...	...
7	500	...	...	Shiuhing.....	21	636	...	...
...	10	...	...	Howlik.....	...	...	...	...
9	514	...	...	Samshui.....	27	417	...	...
...	27	...	...	Kankong.....	...	15	...	...
2	275	...	...	Kumchuk.....	7	183	...	...
...	23	...	...	Mahning.....	...	11	...	...
1	291	...	...	Yungki.....	...	89	...	...
<b>6,813</b>	<b>856,029</b>	...	...	<b>TOTAL</b> .....	<b>7,919</b>	<b>942,584</b>	...	...

TABLE No. 7.—SILK.

Comparative Table of the Export of Silk to Hongkong and Foreign Countries,  
for the Years 1895 to 1904.

YEARS.	FINE RAW.	THROWN.	TOTAL.	WILD RAW.	COCOONS.	REFUSE.
	<i>Piculs.</i>	<i>Piculs.</i>	<i>Piculs.</i>	<i>Piculs.</i>	<i>Piculs.</i>	<i>Piculs.</i>
1895.....	24,318	57	24,375	487	1,533	18,127
1896.....	23,223	62	23,285	419	627	17,683
1897.....	30,683	33	30,716	520	412	14,823
1898.....	33,852	1	33,853	125	30	9,330
1899.....	37,172	...	37,172	491	1	2,672
1900.....	28,206	15	28,221	307	836	4,774
1901.....	36,430	19	36,449	303	104	9,447
1902.....	37,504	8	37,512	917	2,531	27,843
1903.....	34,709	...	34,709	1,094	3,440	33,762
1904.....	37,436	...	37,436	1,083	3,464	26,091



## KOWLOON TRADE REPORT, FOR THE YEAR 1904.

1°. LOCAL.—A harassing feeling of uncertainty entering into all commercial transactions, as a result of the war between Russia and Japan and of a fluctuating exchange; the fiscal and other changes of condition in and around Canton, which so largely influence the major portion of the trade of our district; the competition of steam in freights; and last, but not least, the ever-present element of piracy in the locality and the consequent want of security for life and property on sea and land, are all accountable, in their measure, for the anything but brisk state of trade in the Kowloon district during 1904. The total value of trade for the year shows but a slight enhancement on the figures for the preceding 12 months; and of cargo passing the Stations in the Canton River estuary, Foreign Imports aggregated a total value of, approximately, 17 million taels (an increase of a million on the figures for the previous year), Native Imports remained practically steady, but there was a decrease in the value of Native Exports of 1½ millions. Values for many items of both import and export having increased, however, as compared with those for the previous 12 months, too much reliance cannot be placed on the foregoing figures as giving a fair idea of the state of trade throughout the year, and a comparison of the quantities of Imports and Exports in the accompanying statistical tables shows, on the whole, little, if any, improvement on the figures for 1903—at best a poor year. By far the larger portion of our trade—that in cargo to and from Canton—is being seriously cut into by steam, in favour of which much of our more valuable cargo has already abandoned the junk. The competing day and night boats to and from Canton, with freights down to barely paying level, are doing all they can to attract cargo; and the time saved in transit of goods and the greater security against robbery offered by steamers are strong inducements to the Native shipper to adopt the new means of carriage in lieu of the old. The year opened with but poor prospects and war imminent, and the commencement of hostilities, early in February, with the then seeming possibility of China being drawn into the conflict, caused great uneasiness in trade circles and a consequent stagnation in the markets. Sterling exchange, such an important factor in trade and commerce of the East, fluctuated very largely during the early part and for the greater portion of the year, though towards the end a more or less steady rise set in. Early in January the demand value of the Mexican dollar stood at *1s. 8¼d.*; February saw a rise to *1s. 11⅞d.*; but the rate again fell during April to *1s. 8¼d.*, the lowest point touched during the year. The highest point was reached in the end of December, and the year closed with the dollar at *1s. 11½d.* There was thus a difference between the highest and lowest rate for the year of all but *3d.* The average demand value during March quarter was, approximately, *1s. 10½d.*; during June and September quarters, *1s. 9½d.* and *1s. 10d.* respectively; whilst that for the fourth quarter was *1s. 10⅞d.* Money was tight throughout the year and particularly so towards its close.—The spring and autumn crops harvested in and around the district are reported as having been very fair, in spite of damage by excessive rains to some 10 to 20 per cent. of that gathered during the early part of the year. Rice was permitted to be exported during the last two months of 1903 and during the greater part of January of the period under review; but towards the end of that month the permission was withdrawn, owing to the enhanced price of the cereal at Canton and at the Yangtze ports.—The year closed with markets very dead, and the trades, with but few exceptions, are reported to have experienced a very poor and unprofitable 12 months.

2°. REVENUE.—The year's Revenue figures, when compared with those for 1903, exhibit a falling off of some  $\text{Tts. } 11,000$ , and thus place 1904, from a Revenue point of view, as the poorest yet recorded. A glance at the comparative table of Duties collected shows this decline to be principally under the Opium Duty and Likin headings. The collection of Import and Export Duties increased slightly, but this enhancement was counterbalanced by a fall in the total collected for Import and Export Likin and *Ching-fer* taxes. It must be recollected, however, that a loss to the Revenue here does not by any means necessarily indicate a loss to that of the Empire, but that, as already referred to, carriage by steamer and under Foreign flags of some of the more valuable cargoes that formerly passed our Stations in junk *en route* to Canton have enhanced the latter port's Revenue at the expense of that collected here.

3°. FOREIGN TRADE.—(a.) Imports.—The total Foreign Import trade was valued at a little over  $17\frac{1}{2}$  millions, against  $16\frac{1}{2}$  millions in 1903 and 22 millions in 1902. Rice was imported in larger quantity than during the previous 12 months, in spite of very fair crops in the district, and it is probable that this enhancement of our figures for the cereal's import is due mainly to fewer Rice-carrying steamers from the North and South having gone direct to Canton, and the consequent transshipment into junk at this port. The import of Rice Bran rose from 1,804,502 to 2,311,658 piculs. Ground-nuts, owing to a deterioration of the plant in the greater part of the province, increased from 70,733 to 98,984 piculs. The figures for the Yarn trade show an increase of over 70 per cent. on the previous year's total, and this commodity was imported to the extent of 690 piculs. This, however, is an insignificant quantity compared with those of previous years. As pointed out in my predecessor's Report for 1903, there is no advantage in shipping this cargo by junk now that the control of the Native Customs at Canton has come under Foreign supervision and the rebate formerly granted there has been done away with. Metals showed but little improvement: Brass and Yellow Metal Sheets, Old Brass, Iron Bars, Iron Hoops, Nail-rod Iron, Iron Plates, Iron Sheets, Iron Wire, Steel Bars, and Tinned Plates all exhibit a decline. In Copper Sheets and Old Copper, however, a rise is visible. Under Sundries, in addition to Rice Bran, etc., already mentioned, Foreign Leather shows an advance of all but 40 per cent. on the previous year's figures. The Coal import increased but slightly; it is now, however, very nearly double that of five years ago. Sumatra Oil passed the Stations to the extent of close upon a million gallons—an enhancement on the previous year's figures and those of 1902; but the import is small when compared with the over 4 million gallons in 1901. American and Russian Oils fell to  $2\frac{1}{2}$  million gallons, against over 4 millions in 1903. The trade in these Oils is becoming more and more confined to junks under Foreign flags and lighters steam-towed. An import of 480,000 gallons of Colza Oil from Japan appears in the Returns for the first time. This commodity, I am told, is extensively used for adulterating the oil manufactured from the ground-nut. Decreases have to be recorded in Betel-nuts, Bicho de Mar, Raw Cotton, Japan Matches, Rattans, Paddy, White Sugar, Foreign Salt, Salt Fish, and Rose-wood. Native Imports aggregated a total value of  $\text{Hk.Tts. } 5,290,776$ , which figures exhibit a slight improvement on those for the preceding year, and this trade was fairly steady throughout the 12 months. Sesamum Seed showed an increase of over 100 per cent. on the import of 1903. Dried and Salt Fish rose by nearly 10,000 piculs, though the import's value exhibited a fall of approaching  $\text{Hk.Tts. } 200,000$ . Native Leather, too, rose from 9,179 piculs, of a value of  $\text{Hk.Tts. } 238,000$ , to 12,728 piculs, valued at over half a million taels. The import of Ground-nut Oil *via* our Stations in the Canton River estuary increased to more than five times that of 1903. An enhanced import of Fungus and White Wax has to be noticed, whilst Fish in Brine, Dried Lily Flowers, Medicines, Tin-foil, and Vermicelli show decline.

(b.) Exports.—The value of Native Exports— $\text{Hk.Tts. } 15,890,890$ —shows a shrinkage on the

previous year's figures of over  $1\frac{1}{2}$  million taels, which is chiefly noticeable in the exports *via* our Canton River Stations. But few commodities exhibit any material improvement. Raw White Silk disappears entirely from the Returns, and but 1 picul of Wild Silk appears; all other classes of Silk goods exhibit decreases, and Cassia Lignea is all but absent from the tables. Matting, too, formerly exported to the extent of nearly half a million rolls per annum, has during the last two years fallen very rapidly, and the year's export is but one-fifth of that of 1900 and 1901. The reason given for the decline is that, as a result of litigation between the employers and the employed in the trade, the Matting was exported when not properly dry, thus arriving at its destination in an unsaleable condition, with the result that the principal (American) market has been, at any rate partially, closed to the product. Another reason given for the falling off in our Returns under this heading is that the Matting from the Taiping district (a large productive centre), owing to disputes as to freight by junk, now goes to Canton for export. A decline has to be recorded in Coarse and Fine Chinaware, Trimmed and Untrimmed Palm-leaf Fans, Furniture, 1st Quality Paper, Pottery, and Timber. Fire-crackers also decreased as a result, it is said, of an increased tax in Annam, where a large quantity of this commodity finds a market. Bamboo Canes, Cattle, Dried and Salt Fish, Straw Mats, Ground-nut Oil, 2nd Quality Paper, Samshu, and Silk and Cotton Shoes exhibit rises. The export of Brown and White Sugar and Sugar Cane showed an increase of 25 per cent. on the preceding year's figures, due to a rush of the commodity to Japan during the middle of the year, on the announcement of an increased Duty to be levied after the 1st October.

(c.) *Re-exports.*—*Nil.*

4°. COAST TRADE.—(a.) *Original Shipments Coastwise.*—*Nil.*

(b.) *Coastwise Arrivals (i.e., produce exchanged between Chinese ports via the Kowloon Stations).*—The value of this trade for the year shows an increase on the figures for 1903, which is, however, largely accounted for by the increased traffic in (due to a dry season and consequent large production) and enhanced value of Salt, the trade in which *via* the Stations totalled 2,557,318 piculs, of a value of over 3 million taels.

5°. INLAND TRANSIT.—*Nil.*

6°. SHIPPING.—Launches reported at the Stations to the number of 4,008, against 4,549 during the previous year, a decrease of 541. Junks—the falling off in the number of which is exhibited in the Returns from our eastern Station, Samun, and is largely due to piracy in that section of the district—totalled 36,585, against 40,088 during the preceding 12 months.

7°. PASSENGER TRAFFIC.—The figures under this heading show that passengers passed our Stations to the extent of some 70,000 less than during the previous year.

8°. TREASURE.—*Nil.*

9°. OPIUM.—The year's import into China *via* the Stations—629 piculs of the Foreign raw drug—shows a decrease of some  $13\frac{1}{2}$  per cent. on the figures for 1903. The shrinkage is most apparent in the arrivals of Patna, which fell from  $340\frac{1}{2}$  to  $253\frac{1}{2}$  piculs. No Boiled Opium passed through during the 12 months. At the commencement of the year the stock of the various kinds of Opium in Hongkong aggregated a total of 5,494 chests. The arrivals during the year were  $45,230\frac{1}{2}$  chests, making a total of  $50,724\frac{1}{2}$  chests to be accounted for. Shipments to Shanghai, east coast ports, Macao, Canton, west coast ports (and local consumption) totalled 44,179 chests, and on 29th December 6,545 $\frac{1}{2}$  chests remained in stock. Native Opium passed through the Colony to the extent of 126 chests. Prices for the Bengal drug in Hongkong opened at \$1,250 for both Patna and Benares, and the year closed with the former variety at \$1,145 and the latter at \$1,100. Prices fluctuated very largely throughout the 12 months, and Native dealers did not do well, and the steady rise in silver towards the end of the year did not

tend to improve the business—already of a very speculative nature. Malwa opened at \$950 for new and \$1,070 for old. The end of December saw the price for the former at \$1,070 and the latter at \$1,300. The remarks anent the business in the Bengal drug apply also to that in Opium from Bombay, though it is said that the trade in the latter variety was not quite so unprofitable as that in the products from Calcutta.

10°. MISCELLANEOUS.—Piracy in the locality showed no signs of abating. 10 cases were reported at our western and 16 cases at our eastern Stations, though these figures, of course, represent but a tithe of the doings of the pirates throughout the year. The presence of Foreign gun-boats and armed launches in and around some of their haunts seems to have little daunted these pests, whose ravages in the eastern section of the district have already very materially interfered with, and may put a stop entirely to, junk traffic there, thus possibly diverting the course of trade to some of the more distant markets to the eastward *viâ* Swatow. But few of the smaller junks will enter Chinese waters *viâ* our Samun Station now, and the trade, for fear of attack by these robbers inhabiting the coast in Bias Bay and beyond, is consequently largely confined to the bigger and more heavily armed vessels. An instance showing that these desperados are in no way awed by the advent of steam has, at the moment of writing, come to hand. A launch of considerable size that regularly passes our eastern Station *en route* to Shanmi called in at a town in Bias Bay and was boarded by the usual number of passengers, amongst whom were several carrying large baskets. These baskets, it afterwards transpired, contained arms, and their owners, after holding up the crew, robbed the passengers of valuables and money to a considerable amount and then (having removed part of the vessel's machinery) escaped in a small boat that put off from the shore, evidently by prearrangement, and have so far eluded the grasp of the authorities.—On the 29th July the new Governor of Hongkong, Major Sir MATTHEW NATHAN, R.E., K.C.M.G., arrived and at once assumed the administration of the government of Hongkong as Governor and Commander-in-Chief of the Colony. A Government notification of the 18th November announced that, in accordance with the provisions of Article VIII of the recent Sugar Convention, all sugar imported into the Colony must be accompanied by a certificate of origin. Early in the year, on the passing of legislative measures sanctioning the introduction of Chinese coolie labour into South Africa, the emigration agents for the Rand mines established a segregation depôt for intending emigrants at Laichikok, in the New Territory. Matsheds were erected and every comfort provided for the housing of the coolies whilst awaiting shipment, and a large fleet of steamships was chartered for the conveyance of these labourers to South Africa. At first, the wages and prospects offered being liberal, no great difficulty was experienced in getting a considerable number of Natives, willing to proceed abroad, to come forward; later on, however, candidates for employment were less numerous, and during the past few months it has been found necessary to despatch the ships from Hongkong, with only a few hundred coolies on board, *viâ* Chefoo and Chinwangtao, there to ship further drafts of emigrants from the northern provinces.

W. R. M'D. PARR,

*Acting Commissioner of Customs.*

Kowloon, 2nd February 1905.

---

# KOWLOON TRADE RETURNS, FOR THE YEAR 1904.

## A.—GENERAL TABLES.

### TABLE No. I.—SHIPPING.

Number of Vessels Inwards and Outwards, for the Year ended 31st December 1904.

a.—Under General Regulations.

FLAG.	INWARDS: STEAM-LAUNCHES.														
	PASSED TAISHAN, LINTIN, AND SHAMCHUN.			PASSED SAMUN.			ENTERED AT SHAÜCHUNG AND SHATOWKOK.			TOTAL.					
	With Cargo.	In Ballast.	TOTAL.	With Cargo.	In Ballast.	TOTAL.	With Cargo.	In Ballast.	TOTAL.	With Cargo.		In Ballast.		TOTAL.	
	No.	No.	No.	No.	No.	No.	No.	No.	No.	No.	Tons.	No.	Tons.	No.	Tons.
Chinese .....	...	1,108	1,108	...	422	422	...	476	476	...	...	2,006	47,950	2,006	47,950
	INWARDS: JUNKS.														
Chinese .....	11,228	2,652	13,880	1,959	812	2,771	1,324	447	1,771	14,511	1,213,922	3,911	175,675	18,422	1,389,597
Total, Steam-launches and Junks.....	11,228	3,760	14,988	1,959	1,234	3,193	1,324	923	2,247	14,511	1,213,922	5,917	223,625	20,428	1,437,547
	OUTWARDS: STEAM-LAUNCHES.														
FLAG.	PASSED TAISHAN, LINTIN, AND SHAMCHUN.			PASSED SAMUN.			CLEARED AT SHAÜCHUNG AND SHATOWKOK.			TOTAL.					
	With Cargo.	In Ballast.	TOTAL.	With Cargo.	In Ballast.	TOTAL.	With Cargo.	In Ballast.	TOTAL.	With Cargo.		In Ballast.		TOTAL.	
	No.	No.	No.	No.	No.	No.	No.	No.	No.	No.	Tons.	No.	Tons.	No.	Tons.
	Chinese .....	...	1,108	1,108	...	418	418	...	476	476	...	...	2,002	47,924	2,002
	OUTWARDS: JUNKS.														
Chinese .....	9,910	4,091	14,001	2,556	132	2,688	1,028	446	1,474	13,494	1,041,258	4,669	342,908	18,163	1,384,166
Total, Steam-launches and Junks.....	9,910	5,199	15,109	2,556	550	3,106	1,028	922	1,950	13,494	1,041,258	6,671	390,832	20,165	1,432,090
TOTAL INWARDS & OUTWARDS, STEAM-LAUNCHES & JUNKS	21,138	8,959	30,097	4,515	1,784	6,299	2,352	1,845	4,197	28,005	2,255,180	12,588	614,457	40,593	2,869,637

N.B.—Inwards, i.e., to China; Outwards, i.e., from China.

b.—Under Inland Steam Navigation Rules.

FLAG.	TAISHAN STATION.													
	ENTERED INWARDS.						CLEARED OUTWARDS.						TOTAL ENTERED AND CLEARED.	
	With Cargo.		In Ballast.		TOTAL.		With Cargo.		In Ballast.		TOTAL.		No.	Tons.
	No.	Tons.	No.	Tons.	No.	Tons.	No.	Tons.	No.	Tons.	No.	Tons.		
Chinese .....	...	...	143	3,200	143	3,200	...	...	143	3,200	143	3,200	286	6,400

TABLE No. II.—GROSS AND NET VALUES OF THE TRADE

	1902.		1903.	
	Net Values.	Gross Values.	Net Values.	Gross Values.
<b>FOREIGN GOODS.</b>				
Imported from Hongkong.....	<i>Hk. \$s</i> 22,092,223	<i>Hk. \$s</i>	<i>Hk. \$s</i> 16,871,299	
Imported from Chinese Ports.....	...		...	
<b>Total Foreign Imports.....</b>		<b>22,092,223</b>		<b>16,871,299</b>
Re-exported to Hongkong.....	...		...	
Re-exported to Chinese Ports.....	...		...	
<b>Total Foreign Re-exports.....</b>	...		...	
<b>Net Total Foreign Imports.....</b>	<b>22,092,223</b>		<b>16,871,299</b>	
<b>NATIVE PRODUCE.</b>				
Imported from Hongkong.....	3,652,119		5,016,253	
Imported from China to China.....	3,357,364		3,202,804	
<b>Total Native Imports.....</b>		<b>7,009,483</b>		<b>8,219,057</b>
Re-exported to Hongkong.....	...		...	
Re-exported to Chinese Ports.....	...		...	
<b>Total Native Re-exports.....</b>	...		...	
<b>Net Total Native Imports.....</b>	<b>7,009,483</b>		<b>8,219,057</b>	
<b>Native Produce of local origin Exported to Hongkong...</b>	<b>17,682,574</b>		<b>17,411,439</b>	
<b>Native Produce of local origin Exported to Chinese Ports</b>	...		...	
<b>Total Exports of local origin.....</b>		<b>17,682,574</b>		<b>17,411,439</b>
<b>Gross Value of the Trade passing the Stations.....</b>		<b>46,784,280</b>		<b>42,501,795</b>
<b>Net Value of the Trade passing the Stations, i.e., Foreign and Native Imports less Re-exports, and Native Exports of local origin.....</b>	<b>46,784,280</b>		<b>42,501,795</b>	

## PASSING THE STATIONS OF THE KOWLOON CUSTOMS, 1902 TO 1904.

1904.							
PASSING STATIONS IN CANTON RIVER ESTUARY.		PASSING EAST COAST STATION.		IMPORTED AT AND EXPORTED FROM STATIONS IN MIRS BAY.		TOTAL, 1904.	
Net Values.	Gross Values.	Net Values.	Gross Values.	Net Values.	Gross Values.	Net Values.	Gross Values.
<i>Hk. Ts</i>	<i>Hk. Ts</i>	<i>Hk. Ts</i>	<i>Hk. Ts</i>	<i>Hk. Ts</i>	<i>Hk. Ts</i>	<i>Hk. Ts</i>	<i>Hk. Ts</i>
17,133,578		404,984		265,143		17,803,705	
...		...		...		...	
	17,133,578		404,984		265,143		17,803,705
...		...		...		...	
...		...		...		...	
17,133,578		404,984		265,143		17,803,705	
5,036,860		203,578		50,338		5,290,776	
1,472,131		3,288,504		25,560		4,786,195	
	6,508,991		3,492,082		75,898		10,076,971
...		...		...		...	
...		...		...		...	
6,508,991		3,492,082		75,898		10,076,971	
13,904,543		1,785,737		200,610		15,890,890	
...		...		...		...	
	13,904,543		1,785,737		200,610		15,890,890
	37,547,112		5,682,803		541,651		43,771,566
37,547,112		5,682,803		541,651		43,771,566	

TABLE No. III.—TRADE IN FOREIGN GOODS.—Imports.

DESCRIPTION OF GOODS.	Classifier of Quantity.	PASSING STATIONS IN CANTON RIVER ESTUARY.		PASSING EAST COAST STATION.		IMPORTED AT STATIONS IN MIRS BAY.		TOTAL IMPORTS.	
		Quantity.	Value.	Quantity.	Value.	Quantity.	Value.	Quantity.	Value.
<b>OPIUM.</b>									
Malwa.....	Piculs	36.56	Hk. ₮s 23,909	55.10	Hk. ₮s 36,036	281.69	Hk. ₮s 184,227	373.35	Hk. ₮s 244,172
Patna.....	"	252.29	171,959	...	...	1.25	852	253.54	172,811
Persian.....	"	0.98	532	...	...	1.21	657	2.19	1,189
<b>COTTON GOODS.</b>									
Shirtings, Grey, Plain :—									
Over 7 lb. and not over 9 lb., English.....	Pieces	62	136	723	1,591	33	72	818	1,799
Shirtings, White, Plain, English.....	"	956	3,059	411	1,315	185	592	1,552	4,966
Drills, 12½ lb. and under, American.....	"	11	46	...	...	...	...	11	46
" over 12½ lb., English.....	"	122	537	41	180	11	48	174	765
T-Cloths, 32 inches by 24 yards, English.....	"	666	1,199	299	538	8	14	973	1,751
" 36 inches by 24 yards, ".....	"	330	891	10	27	62	167	402	1,085
Cambrics, Lawns, and Muslins, White, 12 yards	"	180	176	67	74	...	...	247	250
Dimities, Piqués, and Quiltings.....	Yards	360	54	564	84	228	34	1,152	172
Printed Cottons :—									
Printed Chintzes, Plain Cotton Prints, and Printed Shirtings, not exceeding 30 yards.....	Pieces	183	421	127	292	25	58	335	771
" Drills, Furnitures, and Twills, not exceeding 30 yards.....	"	5	14	31	87	...	...	36	101
Dyed Cottons :—									
Cotton Italians, Plain, Coloured.....	Pieces	99	535	...	...	10	54	109	589
" " Figured.....	"	...	...	63	340	...	...	63	340
" Shirtings, Figured, Brocaded, and Spotted.....	"	35	126	11	40	22	79	68	245
" Damasks.....	"	68	313	66	301	36	163	170	777
Dyed Cambrics, Lawns, & Muslins, 12 yards	"	6	7	...	...	4	5	10	12
" Shirtings and Sheetings, Plain, 36 inches by 43 yards.....	"	81	284	183	641	96	336	360	1,261
" " Hongkong, 20 yards.....	"	226	542	395	947	12	29	633	1,518
" Turkey Red Cambrics, 25 yards.....	"	12	19	87	139	9	14	108	172
Cotton Flannel, Plain, Dyed, and Printed, English, 30 yards.....	"	5	18	35	126	...	...	40	144
" " Plain, Dyed, and Printed, Japanese, 30 yards.....	"	260	832	121	387	100	320	481	1,539
Crimp Cloth, Japanese.....	Yards	420	29	135	9	...	...	555	38
Japanese Cotton Cloth.....	"	20,549	1,151	23,321	1,306	9,344	523	53,214	2,980
" " Crape.....	"	1,285	103	977	78	404	32	2,666	213
Velvets and Velveteens, Plain, 22 inches.....	"	2,822	790	2,006	561	1,004	281	5,832	1,632
Handkerchiefs, Plain, Dyed, and Printed.....	Dozens	18	13	93	65	26	18	137	96
" " " " Japanese.....	"	47	15	60	19	...	...	107	34
Towels, other kinds.....	"	...	...	33	20	...	...	33	20
" " Japanese.....	"	1,041	416	399	160	116	46	1,556	622
Cotton Yarn, Grey and Bleached, Indian.....	Piculs	657	13,788	31	642	2	39	690	14,469
" Thread, on Spools.....	Gross	47,888	100,565	528	1,109	260	546	48,676	102,220
<b>WOOLLEN AND COTTON MIXTURES.</b>									
Alpacas, Lustres, Orleans, and Sicilians, Plain and Figured.....	Yards	201	51	1,072	268	...	...	1,273	319
<b>WOOLLEN GOODS.</b>									
Blankets and Rugs.....	Pounds	140	63	...	...	...	...	140	63
Camlets, English.....	Pieces	14	196	15	210	2	28	31	434
Cashmeres and Merinos.....	Yards	540	270	420	210	630	315	1,590	795
Cloth, Broad, Medium, and Habit.....	"	1,750	2,625	75	113	...	...	1,825	2,738
Castings, Plain, Figured, and Créped.....	Pieces	10	120	7	84	9	108	26	312
Long Pills.....	"	9	62	34	235	10	69	53	366
Spanish Stripes.....	Yards	140	90	...	...	...	...	140	90
Woollen and Worsted Yarn and Cord.....	Piculs	940	103,433	2	209	1	143	943	103,785



TABLE No. III.—TRADE IN FOREIGN GOODS.—Imports—Continued.

DESCRIPTION OF GOODS.	Classifier of Quantity.	PASSING STATIONS IN CANTON RIVER ESTUARY.		PASSING EAST COAST STATION.		IMPORTED AT STATIONS IN MISS BAY.		TOTAL IMPORTS.	
		Quantity.	Value.	Quantity.	Value.	Quantity.	Value.	Quantity.	Value.
MISCELLANEOUS PIECE GOODS.									
Canvas.....	Yards	8,884	2,488	...	...	...	...	8,884	2,488
METALS.									
Brass and Yellow Metal :—									
Bars and Rods.....	Piculs	69	1,971	...	...	...	...	69	1,971
Bolts and Nuts and Accessories.....	"	23	789	...	...	...	...	23	789
Sheets and Plates.....	"	5,651	169,528	2	67	...	...	5,653	169,595
Wire.....	"	15	455	...	...	...	...	15	455
Unclassed.....	"	81	2,756	...	...	...	...	81	2,756
Old.....	"	7,120	99,678	...	...	...	...	7,120	99,678
Copper :—									
Nails.....	Piculs	6	223	...	...	...	...	6	223
Sheets and Plates.....	"	191	8,542	...	...	...	...	191	8,542
Tubes.....	"	50	1,612	...	...	...	...	50	1,612
Wire.....	"	4	158	...	...	...	...	4	158
Unclassed.....	"	8	306	...	...	...	...	8	306
Old.....	"	361	6,868	...	...	...	...	361	6,868
Iron and Mild Steel, New :—									
Anchor, and Parts of.....	Piculs	44	310	5	34	...	...	49	344
Angles.....	"	298	1,342	...	...	...	...	298	1,342
Bars.....	"	18,402	73,608	178	712	26	103	18,606	74,423
Bolts, Nuts, and Washers.....	"	25	177	...	...	...	...	25	177
Chains, and Parts of.....	"	332	2,159	...	...	...	...	332	2,159
Dross.....	"	365	365	...	...	...	...	365	365
Hoops.....	"	1,165	4,659	174	695	...	...	1,339	5,354
Nail-rod.....	"	18,620	78,202	2,158	9,064	52	218	20,830	87,484
Nails, Wire.....	"	3,960	23,761	550	3,077	15	90	4,525	26,928
Pig.....	"	4,154	11,630	...	...	...	...	4,154	11,630
Pipes and Tubes, Wrought.....	"	899	6,290	...	...	...	...	899	6,290
Plate Cuttings.....	"	6,913	20,739	871	2,614	177	531	7,961	23,884
Rivets.....	"	84	501	...	...	...	...	84	501
Screws.....	"	33	532	...	...	...	...	33	532
Sheets and Plates.....	"	5,529	24,879	102	460	22	108	5,653	25,447
Wire.....	"	886	5,317	177	1,062	33	196	1,096	6,575
Unclassed.....	"	1,265	9,489	7	53	...	...	1,272	9,542
Iron and Mild Steel, Old :—									
Hoops.....	Piculs	285	584	12	24	2	5	299	613
Horseshoes.....	"	2,536	4,692	163	302	12	23	2,711	5,017
Plates.....	"	755	1,471	434	846	...	...	1,189	2,317
Scrap.....	"	23,134	43,955	1,774	3,370	33	64	24,941	47,389
Tubes.....	"	22	40	...	...	...	...	22	40
Wire.....	"	218	403	324	600	8	15	550	1,018
" Rope.....	"	1,821	3,642	44	89	...	...	1,865	3,731
Iron, Galvanized :—									
Chains.....	Piculs	143	1,003	...	...	...	...	143	1,003
Sheets, Corrugated.....	"	5	64	...	...	...	...	5	64
Wire.....	"	267	1,869	399	2,794	11	77	677	4,740
Lead, in Pigs and Bars.....	"	145	872	197	1,182	13	77	355	2,131
" " Sheets, and Tea Lead.....	"	2	14	...	...	...	...	2	14
Quicksilver.....	"	85	9,204	...	...	...	...	85	9,204
Spelter.....	"	97	876	...	...	...	...	97	876
Steel, Bars.....	"	562	3,374	184	1,100	5	31	751	4,505
" " Sheets and Plates.....	"	406	2,843	...	...	...	...	406	2,843
Tin, Slabs.....	"	188	6,567	4	138	...	...	192	6,705
Tinned Plates, Plain.....	"	100	753	33	251	...	...	133	1,004
" " Old.....	"	170	646	123	469	...	...	293	1,115
White Metal, Sheets.....	"	135	8,772	...	...	...	...	135	8,772
" " Wire.....	"	85	4,654	...	...	...	...	85	4,654

TABLE No. III.—TRADE IN FOREIGN GOODS.—Imports—Continued.

DESCRIPTION OF GOODS.	Classifier of Quantity.	PASSING STATIONS IN CANTON RIVER ESTUARY.		PASSING EAST COAST STATION.		IMPORTED AT STATIONS IN MIRS BAY.		TOTAL IMPORTS.	
		Quantity.	Value.	Quantity.	Value.	Quantity.	Value.	Quantity.	Value.
Wire Netting and Gauze.....	<i>Piculs</i>	53	2,985	...	...	...	...	53	2,985
Zinc, Sheets.....	"	67	941	...	...	...	...	67	941
SUNDRIES.									
Agar-agar.....	<i>Piculs</i>	3,993	31,145	...	...	...	...	3,993	31,145
Amber.....	"	29	3,488	...	...	...	...	29	3,488
Aniseed, Star, Whole.....	"	372	6,699	1	13	...	...	373	6,712
Awabi.....	"	583	22,743	5	183	2	66	590	22,992
Bags, Gunny, Old.....	<i>Pieces</i>	50,602	3,036	450	27	...	...	51,052	3,063
Barley, Pearl.....	<i>Piculs</i>	310	3,256	49	513	...	...	359	3,769
Betel-nuts.....	"	8,450	38,024	115	519	...	...	8,565	38,543
Bicho de Mar, Black.....	"	1,690	73,173	12	528	...	...	1,702	73,701
" White.....	"	111	2,001	17	301	1	12	129	2,314
Bleaching Powder.....	"	643	5,783	...	...	...	...	643	5,783
Bones, Cow.....	"	6,984	13,968	...	...	...	...	6,984	13,968
" Elephant.....	"	83	1,168	...	...	...	...	83	1,168
" Pig.....	"	2,066	2,066	655	655	...	...	2,721	2,721
" Tiger.....	"	42	2,131	...	...	...	...	42	2,131
Borax.....	"	667	9,143	9	122	...	...	676	9,265
Braid, Llama.....	<i>Gross</i>	171,949	120,364	534	374	50	35	172,533	120,773
Bran, Rice.....	<i>Piculs</i>	2,311,492	2,311,492	23	23	143	143	2,311,658	2,311,658
Building Materials.....	<i>Value</i>	...	8,574	...	...	...	...	...	8,574
Camphor, Baroos, Clean.....	<i>Catties</i>	69	3,036	...	...	...	...	69	3,036
Cardamoms, Inferior.....	<i>Piculs</i>	77	1,698	...	...	...	...	77	1,698
" Superior.....	"	26	2,413	...	...	...	...	26	2,413
Carrying Sticks.....	<i>Pieces</i>	123,794	8,666	...	...	...	...	123,794	8,666
Cement.....	<i>Piculs</i>	7,273	8,728	80	96	15	18	7,368	8,842
Cinnabar.....	"	2,668	208,127	...	...	...	...	2,668	208,127
Cinnamon and Cloves.....	"	63	1,751	...	...	...	...	63	1,751
Clams, Dried.....	"	707	8,481	...	...	...	...	707	8,481
Clocks.....	<i>Pieces</i>	603	1,457	23	56	11	26	637	1,539
Coal.....	<i>Tons</i>	140,509	983,563	317	2,219	21	147	140,847	985,929
" Refuse.....	"	4,415	10,596	5,352	12,845	...	...	9,767	23,441
Cocoa-nuts.....	<i>Pieces</i>	1,132,795	47,577	...	...	...	...	1,132,795	47,577
Coke.....	<i>Tons</i>	3,429	48,006	4	56	...	...	3,433	48,062
Compo.....	<i>Piculs</i>	888	35,535	...	...	...	...	888	35,535
Cotton, Raw.....	"	259	4,591	168	2,982	33	581	460	8,154
" Refuse.....	"	1,865	3,730	...	...	61	121	1,926	3,851
Cutch.....	"	2,237	13,866	...	...	...	...	2,237	13,866
Outlery.....	<i>Value</i>	...	3,303	...	...	...	...	...	3,303
Cuttle-fish.....	<i>Piculs</i>	15,283	310,242	120	2,431	76	1,549	15,479	314,222
Dyes, Aniline.....	<i>Value</i>	...	6,255	...	515	...	199	...	6,969
Elephants Tusks, Whole or Parts.....	<i>Piculs</i>	362	123,056	...	...	...	...	362	123,056
Fans, Paper.....	<i>Pieces</i>	287,988	9,504	...	...	...	...	287,988	9,504
Feathers, Goose.....	<i>Piculs</i>	136	4,076	...	...	...	...	136	4,076
" Peacock.....	<i>Pieces</i>	31,094	6,841	...	...	...	...	31,094	6,841
Fish Maws.....	<i>Piculs</i>	230	19,140	...	...	1	101	231	19,241
" Salt.....	"	6,095	41,449	410	2,791	...	...	6,505	44,240
" Tails and Cuttings.....	"	7,846	14,122	...	...	...	...	7,846	14,122
Flint Stones.....	"	843	1,265	...	...	...	...	843	1,265
Flour, Rice.....	"	4,256	19,152	86	385	35	156	4,377	19,693
" Wheat.....	"	18,400	73,601	1,584	6,337	319	1,275	20,303	81,213
Fruits, Dried.....	"	192	1,153	...	...	...	...	192	1,153
Gambier, False (Dye-root).....	"	30,863	108,021	318	1,113	116	408	31,297	109,542
Ginseng, American, Clarified.....	"	33	29,408	...	...	...	...	33	29,408
" Japan, 1st Quality.....	"	241	19,519	...	...	...	...	241	19,519
" " 2nd ".....	"	79	4,529	...	...	...	...	79	4,529
" Korean, 1st ".....	"	72	193,455	...	...	...	...	72	193,455
" Roots and Beards.....	"	74	5,193	1	84	...	...	75	5,277

TABLE No. III.—TRADE IN FOREIGN GOODS.—Imports—Continued.

DESCRIPTION OF GOODS.	Classifier of Quantity.	PASSING STATIONS IN CANTON RIVER ESTUARY.		PASSING EAST COAST STATION.		IMPORTED AT STATIONS IN MIRS BAY.		TOTAL IMPORTS.	
		Quantity.	Value.	Quantity.	Value.	Quantity.	Value.	Quantity.	Value.
Glass Bottles .....	Pieces	1,281,502	Hk. Tls 28,193	250	Hk. Tls 6	...	...	1,281,752	Hk. Tls 28,199
" Broken .....	Pieces	21,324	42,649	...	...	...	...	21,324	42,649
" Window .....	Boxes	350	1,505	50	215	...	...	400	1,720
Glassware .....	Pieces	1,131	24,889	72	1,574	4	97	1,207	26,560
Ground-nut Pulp .....	"	14,989	74,947	102	510	3	14	15,094	75,471
Ground-nuts .....	"	98,475	423,442	311	1,336	108	461	98,894	425,242
Haberdashery .....	Value	...	3,323	...	...	...	18	...	2,341
Hides, Cow and Buffalo .....	Pieces	306	5,817	7	125	...	...	313	5,942
Horns, Chamois .....	"	4	1,274	...	...	...	...	4	1,274
" Cow and Buffalo .....	"	1,155	10,392	...	...	...	...	1,155	10,392
" Deer, Young .....	Pairs	151	10,872	...	...	...	...	151	10,872
" Rhinoceros .....	Pieces	32	214,104	...	...	...	...	32	214,104
Hosiery .....	Dozens	4,837	4,104	378	340	108	66	5,323	4,510
India-rubber .....	Pieces	34	3,365	...	...	...	...	34	3,365
" Shoes .....	Pairs	4,927	3,695	303	227	281	211	5,511	4,133
Isinglass .....	Pieces	782	27,385	3	93	...	...	785	27,478
Lamps and Lampware .....	Value	...	25,472	...	165	...	66	...	25,703
Lampwick .....	Pieces	217	9,787	4	174	...	...	221	9,961
Leather .....	"	10,847	705,081	34	2,211	...	...	10,881	707,292
Lime .....	"	3,674	1,323	...	...	...	...	3,674	1,323
Machinery, and Parts of .....	Value	...	34,403	...	...	...	...	...	34,403
Mangrove Bark .....	Pieces	25,665	46,088	8,063	14,513	15	27	33,683	60,628
Matches, Wood, Japan .....	Gross	8,942	2,593	36,777	10,666	1,976	573	47,695	13,832
Match-making Materials :—									
Chemicals .....	Pieces	195	4,884	...	...	...	...	195	4,884
Labels .....	"	57	1,601	...	...	...	...	57	1,601
Paper, Packing .....	"	34	307	...	...	...	...	34	307
Wax, Paraffin .....	"	400	3,599	5	43	...	...	405	3,642
Wood Shavings and Splints .....	"	496	1,240	...	...	...	...	496	1,240
Medicines .....	Value	...	3,261	...	13	...	...	...	3,274
Milk, Condensed, in Tins .....	Dozens	461	714	314	545	133	205	908	1,464
Molasses .....	Pieces	75,202	90,242	28	34	...	...	75,230	90,276
Mother-of-pearl Shell .....	"	493	6,412	...	...	...	...	493	6,412
Moulding .....	Feet	36,654	1,430	...	...	...	...	36,654	1,430
Munitions of War .....	Value	...	338,690	...	...	...	...	...	338,690
Mushrooms .....	Pieces	464	23,781	10	520	2	87	476	24,388
Musk .....	Tals	950	13,300	...	...	...	...	950	13,300
Mussels, Dried .....	Pieces	375	4,232	...	...	...	...	375	4,232
Needles .....	Mill	103,053	29,885	117	34	...	...	103,170	29,919
Nitric Acid .....	Pieces	557	10,031	...	...	...	...	557	10,031
Oil, Camphor .....	"	16	260	...	...	...	...	16	260
" Castor .....	"	2,087	25,046	211	2,530	...	...	2,298	27,576
" Cocoa-nut .....	"	256	2,560	...	...	...	...	256	2,560
" Colza .....	Gallons	480,869	192,347	...	...	...	...	480,869	192,347
" Engine .....	"	1,571	2,137	...	...	...	...	1,571	2,137
" Eucalyptus .....	Pieces	31	2,132	...	...	...	...	31	2,132
" Fish .....	"	63	441	...	...	...	...	63	441
" Ginger .....	"	33	4,321	...	...	...	...	33	4,321
" Kerosene, American .....	Gallons	1,027,315	205,463	831,225	166,245	32,705	6,541	1,891,245	378,249
" " Russian .....	"	585,125	111,174	31,970	6,074	70,900	13,471	687,995	130,719
" " Sumatra .....	"	903,945	162,710	90,605	16,309	...	...	994,550	179,019
" Sandalwood .....	Pieces	15	5,780	...	...	...	...	15	5,780
" Paint .....	Gallons	507	304	...	...	...	...	507	304
" Peppermint .....	Pieces	52	9,421	...	...	...	...	52	9,421
Ore, Refuse .....	"	816	6,529	...	...	...	...	816	6,529
Paints, Assorted .....	"	299	3,202	94	1,001	...	...	393	4,203
Paper, 1st Quality .....	"	248	6,939	...	...	...	...	248	6,939
Pepper, Black .....	"	1,266	20,889	21	353	...	...	1,287	21,241
" White .....	"	1,649	53,276	11	357	2	75	1,662	53,708
Potatoes .....	"	1,219	5,486	...	...	...	...	1,219	5,486

TABLE No. III.—TRADE IN FOREIGN GOODS.—Imports—Continued.

DESCRIPTION OF GOODS.	Classifier of Quantity.	PASSING STATIONS IN CANTON RIVER ESTUARY.		PASSING EAST COAST STATION.		IMPORTED AT STATIONS IN MIRS BAY.		TOTAL IMPORTS.	
		Quantity.	Value.	Quantity.	Value.	Quantity.	Value.	Quantity.	Value.
Prawns and Shrimps, Dried	<i>Piculs</i>	459	9,504	2	51	11	230	472	9,785
Railway Plant and Materials	<i>Value</i>	...	649,424	...	...	...	...	...	649,424
Raisins	<i>Piculs</i>	2,050	29,115	57	814	10	139	2,117	30,068
Rattans, Split	"	1,028	7,809	320	2,429	...	...	1,348	10,238
" Whole	"	15,731	89,667	322	1,836	5	30	16,058	91,533
Rice	"	2,185,392	4,808,302	17,748	39,045	20,014	44,030	2,223,354	4,891,377
" Glutinous	"	663	1,591	40	95	...	...	703	1,686
" Paddy	"	94,756	161,085	...	...	...	...	94,756	161,085
Rose Maloes	"	84	2,342	...	...	...	...	84	2,342
Sago	"	1,934	10,639	23	128	...	...	1,957	10,767
Salt	"	35,940	43,128	50	60	674	809	36,664	43,997
Saltpetre	"	57,075	428,061	...	...	...	...	57,075	428,061
Sandalwood	"	15,451	185,413	368	4,110	2	27	15,821	189,850
Sapanwood	"	13,105	27,521	161	339	...	...	13,266	27,860
Sea-horse Teeth	"	19	2,270	...	...	...	...	19	2,270
Seaweed	"	914	4,572	21	105	...	...	935	4,677
Sharks Fins, Black	"	132	4,310	...	...	...	...	132	4,310
" White	"	2,814	196,111	...	...	...	...	2,814	196,111
Silk, Raw, Yellow	"	25	7,422	...	...	...	...	25	7,422
" and Mixture Ribbons	<i>Value</i>	...	41,952	...	...	...	...	...	41,952
Soap, Bar and Bombay	<i>Piculs</i>	473	4,732	42	425	6	64	521	5,221
Soda	"	879	2,637	3	10	...	...	882	2,647
Sticklac	"	78	1,741	...	...	...	...	78	1,741
Stock-fish	"	543	3,856	7	51	...	...	550	3,907
Stone, Granite	<i>Pieces</i>	373,502	29,880	...	...	...	...	373,502	29,880
" Slabs	"	361,845	144,738	...	...	...	...	361,845	144,738
Stores, Engineers	<i>Value</i>	...	7,869	...	...	...	...	...	7,869
Sugar, Brown	<i>Piculs</i>	2,216	7,755	131	458	...	...	2,347	8,213
" Candy	"	2,159	15,543	329	2,371	59	428	2,547	18,342
" Refined	"	9,358	64,573	...	...	30	205	9,388	64,778
" White	"	26,549	156,638	1,682	9,923	53	311	28,284	166,872
Sulphur	"	18,520	111,120	...	...	...	...	18,520	111,120
Sulphuric Acid	"	1,381	33,145	...	...	...	...	1,381	33,145
Tar	<i>Gallons</i>	10,172	2,238	743	164	58	13	10,973	2,415
Telegraph Materials	<i>Value</i>	...	1,440	...	...	...	...	...	1,440
Timber, Beams, Hard-wood	<i>Cub. feet</i>	289,574	124,517	861	370	...	...	290,435	124,887
" Logs, Hard-wood	"	12,461	4,984	...	...	...	...	12,461	4,984
" Teak	"	51,289	66,676	...	...	...	...	51,289	66,676
" Masts, and Spars	<i>Pieces</i>	34	3,222	4	84	...	...	38	3,306
" Planks, Hard-wood	<i>Cub. feet</i>	26,862	11,013	70	29	135	55	27,067	11,097
" Soft-wood	<i>Sq. feet</i>	5,400	189	...	...	...	...	5,400	189
" Teak	<i>Cub. feet</i>	16,476	28,009	...	...	...	...	16,476	28,009
Tinder	<i>Piculs</i>	334	4,641	...	...	...	...	334	4,641
Tortoiseshell	"	7	2,780	...	...	...	...	7	2,780
" Rind	"	19	772	...	...	...	...	19	772
Umbrella Frames	<i>Pieces</i>	207,270	31,090	...	...	...	...	207,270	31,090
Umbrellas, Cotton	"	...	...	1,093	984	283	254	1,376	1,238
" Japanese	"	357	179	...	...	...	...	357	179
Varnish	<i>Piculs</i>	2,673	58,801	5	112	...	...	2,678	58,913
Vermillion	"	65	6,800	...	...	...	...	65	6,800
Wood, Camagon	"	252	1,008	...	...	...	...	252	1,008
" Ebony	"	4,549	30,020	...	...	...	...	4,549	30,020
" Fragrant	"	567	19,847	22	773	...	...	589	20,620
" Garoo	"	40	12,509	...	...	...	...	40	12,509
" Laka	"	246	1,425	...	...	...	...	246	1,425
" Red and Rose	"	39,977	219,875	...	...	...	...	39,977	219,875
Sundries, Unenumerated	<i>Value</i>	...	17,043	...	1,092	...	389	...	18,524
<b>TOTAL</b>	<i>Hk. Ts</i>	...	17,133,578	...	404,984	...	265,143	...	17,803,705

## SUMMARY.

IMPORTED FROM HONGKONG INTO THE FOLLOWING DISTRICTS OR PLACES.		PASSING STATIONS IN CANTON RIVER ESTUARY.	PASSING EAST COAST STATION.	IMPORTED AT STATIONS IN MIRS BAY.	TOTAL IMPORTS FROM HONGKONG.
		<i>Hk. Tls</i>	<i>Hk. Tls</i>	<i>Hk. Tls</i>	<i>Hk. Tls</i>
福建	Fuhkien.....	...	13,570	...	13,570
廈門	Amoy.....	...	565	...	565
饒平	Juping.....	...	355	...	355
柘林	Chelam.....	...	147	...	147
東汕	Tunglung.....	...	3,497	...	3,497
神頭	Swatow.....	...	158	...	158
陸泉	Shantsun.....	...	5,715	...	5,715
甲子	Lukfung.....	...	1,827	...	1,827
碣石	Kaptsz.....	...	60,416	...	60,416
烏石	Kitshik.....	...	24,580	...	24,580
湖東	Uhou.....	...	11,971	...	11,971
海豐	Utung.....	...	3,825	...	3,825
長沙	Hoifung.....	...	10,388	...	10,388
汕尾	Cheungsha.....	...	98,247	...	98,247
善頭	Shanmi.....	...	18,405	...	18,405
頭崗	Kwaishin.....	...	7,345	...	7,345
龍岡	Autow.....	...	65,256	...	65,256
稔山	Lungkong.....	...	...	10,767	10,767
平海	Nanshan.....	...	7,798	...	7,798
洲水	Pinghoi.....	...	56,781	...	56,781
大塘	Taichow.....	...	4,684	...	4,684
新水	Tanshui.....	...	82	145,116	145,198
番沙	Santong.....	74,103	...	...	74,103
南灣	Punu.....	16,981	...	...	16,981
廣東	Shawan.....	9,283	...	...	9,283
佛山	Namhoi.....	30,172	...	...	30,172
九江	Canton.....	13,915,744	...	...	13,915,744
石龍	Fatshan.....	20,796	...	...	20,796
莞平	Kowkong.....	31,515	...	...	31,515
順德	Shikwan.....	38,477	...	...	38,477
陳香	Tungkun.....	27,126	...	...	27,126
下南	Shiklung.....	149,920	...	...	149,920
石塘咀	Taiping.....	183,208	...	...	183,208
新洲	Tungkunshing.....	67,040	...	...	67,040
茅頭	Shuntak.....	204,039	...	...	204,039
南頭	Chantsun.....	1,300,450	...	...	1,300,450
西貢	Heungshan.....	14,176	...	...	14,176
沙頭	Hachak.....	29,963	...	...	29,963
大角	Namlong.....	52,765	...	...	52,765
	Shikki.....	592,654	...	...	592,654
	Sanon.....	53,579	5,705	...	59,284
	Mauchow.....	14,369	...	...	14,369
	Namtow.....	28,241	...	...	28,241
	Saiheung.....	19,985	...	...	19,985
	Shamehun.....	136,530	...	...	136,530
	Shatowkok.....	...	...	59,684	59,684
	Shaüchung.....	...	...	33,908	33,908
	Taipang.....	...	3,667	15,668	19,335

## SUMMARY—Continued.

IMPORTED FROM HONGKONG INTO THE FOLLOWING DISTRICTS OR PLACES.		PASSING STATIONS IN CANTON RIVER ESTUARY.	PASSING EAST COAST STATION.	IMPORTED AT STATIONS IN MIRS BAY.	TOTAL IMPORTS FROM HONGKONG.
		<i>Hk. \$s</i>	<i>Hk. \$s</i>	<i>Hk. \$s</i>	<i>Hk. \$s</i>
大 長 白 水 江 廣 新 水 嘉	鐘 Taishan.....	14,475	...	...	14,475
	沙 Cheungsha.....	6,733	...	...	6,733
	沙 Paksha.....	839	...	...	839
	口 Shuihow.....	11,834	...	...	11,834
	門 Kongmoon.....	18,476	...	...	18,476
	海 Kwonghoi.....	27,464	...	...	27,464
	昌 Sancheung.....	41,264	...	...	41,264
	東 Shuitung.....	532	...	...	532
	積 Katsik.....	845	...	...	845
TOTAL FOREIGN IMPORTS... <i>Hk. \$s</i>		17,133,578	404,984	265,143	17,803,705

TABLE No. IVa.—TRADE IN NATIVE PRODUCE.—Imports.

DESCRIPTION OF GOODS.	Classifier of Quantity.	PASSING STATIONS IN CANTON RIVER ESTUARY.		PASSING EAST COAST STATION.		IMPORTED AT STATIONS IN MIRS BAY.		TOTAL.	
		Quantity.	Value.	Quantity.	Value.	Quantity.	Value.	Quantity.	Value.
Alum, White.....	<i>Piculs</i>	9,716	23,319	105	252	...	...	9,821	23,571
Bags, Grass and Straw.....	<i>Pieces</i>	188,580	6,789	79,994	2,879	...	...	268,574	9,668
Bamboo Roots.....	<i>Piculs</i>	329	2,959	...	...	...	...	329	2,959
" Shoots.....	"	1,154	13,850	302	3,629	18	216	1,474	17,695
" Split.....	"	125	437	501	1,752	76	264	702	2,453
Bambooware.....	"	4	40	52	530	...	...	56	570
Barley, Pearl.....	"	91	454	368	1,837	...	...	459	2,291
Beans, Black.....	"	1,481	3,704	67	168	7	18	1,555	3,890
" Green.....	"	5,455	14,730	1,039	2,805	69	185	6,563	17,720
" White and Yellow.....	"	11,240	30,347	2,125	5,737	516	1,394	13,881	37,478
" Miscellaneous.....	"	7,700	23,870	531	1,645	32	99	8,263	25,614
Brass-foil.....	"	57	2,974	...	...	...	...	57	2,974
Brassware.....	"	95	4,355	3	145	...	...	98	4,500
Brine.....	"	15,697	2,255	...	...	...	...	15,697	2,255
Bristles.....	"	284	9,954	...	...	...	...	284	9,954
Cakes.....	"	63	726	48	555	35	400	146	1,681
Charcoal.....	"	1,664	2,163	...	...	...	...	1,664	2,163
Chestnuts.....	"	341	1,604	86	405	...	...	427	2,009
Chinaware, Coarse.....	"	409	4,276	27	278	15	159	451	4,713
Cloth, Native (Nankeens).....	"	189	11,366	93	5,566	23	1,379	305	18,311
Clothing, Cotton.....	"	10	886	3	246	7	553	20	1,685
" Old.....	"	3	524	21	3,897	...	...	24	4,421
Cotton Rags.....	"	1,470	2,998	136	278	47	95	1,653	3,371
" Raw.....	"	570	14,247	39	963	3	70	612	15,280
Dates, Black.....	"	3,457	16,249	161	758	23	108	3,641	17,115
" Red.....	"	9,185	36,740	412	1,646	34	135	9,631	38,521
Dye-stuff.....	"	1,170	3,509	...	...	...	...	1,170	3,509
Eggs, Fresh.....	<i>Pieces</i>	165,175	1,982	...	...	...	...	165,175	1,982
" Preserved.....	"	383,029	4,367	...	...	3,470	40	386,499	4,407
Fans, Palm-leaf.....	"	...	...	213,970	1,327	...	...	213,970	1,327
Feathers, Duck, Fowl, etc.....	<i>Piculs</i>	9,259	55,554	...	...	...	...	9,259	55,554
Firewood.....	"	40,223	16,089	150	60	...	...	40,373	16,149
Fish Bones.....	"	33	5,099	...	...	...	...	33	5,099
" Dried and Salt.....	"	235,307	2,400,128	2,277	23,222	2,213	22,569	239,797	2,445,919
" Glue.....	"	41	4,515	1	134	1	123	43	4,772
" in Brine.....	"	1,842	7,369	2,780	11,120	489	1,957	5,111	20,446
" Skins.....	"	115	2,063	...	...	...	...	115	2,063
Flour, Yam.....	"	22,792	91,169	821	3,285	273	1,090	23,886	95,544
Flower Bulbs.....	<i>Pieces</i>	332,443	4,987	360	5	...	...	332,803	4,992
Fruits, Dried and Salted, Unclassed.....	<i>Piculs</i>	197	1,182	4	23	...	...	201	1,205
" Fresh, Unclassed.....	"	443	886	26	52	54	109	523	1,047
Fungus.....	"	3,545	124,086	53	1,848	11	384	3,609	126,318
Ginseng, Native.....	"	33	5,277	...	...	...	...	33	5,277
Glue, Cow.....	"	694	13,392	108	2,089	...	...	802	15,481
Grass.....	"	872	1,743	...	...	...	...	872	1,743
Grasscloth, Coarse.....	"	2,109	118,130	...	...	...	...	2,109	118,130
" Fine.....	"	337	62,727	...	...	...	...	337	62,727
Ground-nut Cake.....	"	4,699	13,909	283	837	...	...	4,982	14,746
Gypsum.....	"	7,525	10,535	221	310	4	5	7,750	10,850
Hemp.....	"	111	1,147	23	237	...	...	134	1,384
" Skin.....	"	130	522	...	...	11	45	141	567
" Twine, Thread, and Rope.....	"	644	4,541	28	299	...	...	672	4,840
Hides, Cow and Buffalo, Cuttings.....	"	13,716	54,862	29	114	...	...	13,745	54,976
Horns, Deer.....	"	110	3,519	...	...	...	...	110	3,519
Indigo, Liquid.....	"	234	1,052	62	281	8	34	304	1,367
Iron Pans.....	"	325	1,624	9	43	...	...	334	1,667
Joss-stick Powder.....	"	1,338	4,013	64	193	...	...	1,402	4,206
Lead, Red and Yellow.....	"	123	960	1	8	...	...	124	968
" White.....	"	460	3,752	...	...	...	...	460	3,752
Leather.....	"	12,579	515,737	145	5,928	4	182	12,728	521,847

TABLE No. IVa.—TRADE IN NATIVE PRODUCE.—Imports—Continued.

DESCRIPTION OF GOODS.	Classifier of Quantity.	PASSING STATIONS IN CANTON RIVER ESTUARY.		PASSING EAST COAST STATION.		IMPORTED AT STATIONS IN MIRS BAY.		TOTAL.	
		Quantity.	Value.	Quantity.	Value.	Quantity.	Value.	Quantity.	Value.
Lily Flowers, Dried.....	<i>Piculs</i>	2,137	16,459	207	1,591	18	141	2,362	18,191
Liquorice.....	"	415	6,635	8	130	...	...	423	6,765
Lung-ngan Pulp.....	"	125	2,865	1	24	...	...	126	2,889
Manure.....	"	371,228	55,684	2,528	379	2,115	317	375,871	56,380
Mats, Packing.....	<i>Pieces</i>	44,880	1,346	54,952	1,649	...	...	99,832	2,995
" Straw and Rush.....	"	10,744	2,256	3,592	754	3,191	670	17,527	3,680
Meats, Dried and Preserved.....	<i>Piculs</i>	380	9,512	8	210	1	18	389	9,740
Medicines.....	"	12,584	89,345	789	5,602	173	1,225	13,546	96,172
Moss.....	"	79	3,961	...	...	...	...	79	3,961
Nuts, White.....	"	645	2,707	49	206	...	...	694	2,913
Oil, Artemisia.....	"	19	5,219	...	...	...	...	19	5,219
" Ground-nut.....	"	29,515	324,670	2,430	26,731	295	3,247	32,240	354,648
" Tea.....	"	81	685	52	443	...	...	133	1,128
" Wood.....	"	74	590	2,059	16,472	82	657	2,215	17,719
Oysters, Dried.....	"	174	3,818	1	12	5	101	180	3,931
Paper, 1st Quality.....	"	108	2,121	39	759	13	265	160	3,145
" 2nd.....	"	474	4,359	5	46	3	24	482	4,429
" Pith.....	"	112	11,176	...	...	...	...	112	11,176
" Pulp.....	"	957	1,532	...	...	...	...	957	1,532
Peel, Orange.....	"	105	1,445	...	...	...	...	105	1,445
Persimmons, Dried.....	"	3,640	14,559	44	176	8	32	3,692	14,767
Pigs.....	<i>No.</i>	2,133	14,931	...	...	518	3,626	2,651	18,557
Plums, Black, Dried and Salted.....	<i>Piculs</i>	399	2,793	4	26	...	...	403	2,819
Pottery, Earthenware.....	"	1,601	4,964	114	355	124	383	1,839	5,702
Preserves.....	"	352	4,399	19	236	9	112	380	4,747
Rushes.....	"	816	2,447	...	...	...	...	816	2,447
Samsha.....	"	971	9,712	19	187	17	174	1,007	10,073
" Medicated.....	"	167	2,508	76	1,140	17	260	260	3,908
Sea Blubber.....	"	357	1,429	13	53	...	...	370	1,482
Seaweed and Agar-agar.....	"	160	1,152	3	25	...	...	163	1,177
Seed, Apricot, Bitter.....	"	258	1,803	...	...	...	...	258	1,803
" Sweet.....	"	1,319	27,693	9	182	...	...	1,328	27,875
" Cake, Sesamum.....	"	1,191	1,906	...	...	...	...	1,191	1,906
" Lily Flower, or Lotus-nuts.....	"	848	13,568	58	927	...	...	906	14,495
" Melon.....	"	11,248	92,235	61	502	24	199	11,333	92,936
" Sesamum.....	"	17,394	99,145	6,394	36,447	26	150	23,814	135,742
" Vegetable.....	"	2,235	11,176	5	24	...	...	2,240	11,200
Shoes and Boots, Silk and Cotton.....	<i>Pairs</i>	1,125	1,213	235	247	...	...	1,360	1,460
" Old.....	<i>Piculs</i>	2,265	4,530	...	...	...	...	2,265	4,530
Shrimp Refuse.....	"	3,145	5,031	760	1,216	...	...	3,905	6,247
" Sauce and Paste.....	"	1,201	6,606	...	...	...	...	1,201	6,606
Silk Piece Goods.....	"	14	13,361	1	1,115	...	...	15	14,476
Sinews, Deer, Pig, Cow, and Buffalo.....	"	187	5,418	...	...	...	...	187	5,418
Skins, Snake.....	<i>Pieces</i>	2,450	2,450	...	...	...	...	2,450	2,450
Sugar Cane.....	<i>Piculs</i>	2,992	2,992	559	559	414	414	3,965	3,965
Tallow, Animal.....	"	30	255	361	3,073	...	...	391	3,328
Tea, Black.....	"	443	10,643	2	49	...	...	445	10,692
" P'u-erh.....	"	134	5,182	...	...	...	...	134	5,182
" Green.....	"	159	4,137	...	...	...	...	159	4,137
" Stalk.....	"	32	214	...	...	...	...	32	214
Tin-foil.....	"	30	2,038	...	...	...	...	30	2,038
Tobacco, Leaf.....	"	19,237	150,049	71	555	...	...	19,308	150,604
" Prepared.....	"	451	9,983	13	287	82	1,822	546	12,092
" Stalk.....	"	866	1,732	...	...	...	...	866	1,732
Tung-yeh Leaves.....	"	585	1,169	...	...	...	...	585	1,169
Vegetables, Fresh.....	"	335	503	1,180	1,770	388	582	1,903	2,855
Vermicelli and Macaroni.....	"	12,960	106,269	802	6,578	291	2,388	14,053	115,235
Walnuts.....	"	701	4,208	...	...	...	...	701	4,208
Wax, White.....	"	485	29,109	12	742	6	356	503	30,207
Wood, Coffin.....	<i>Pieces</i>	3,154	14,193	...	...	...	...	3,154	14,193



TABLE No. IVa.—TRADE IN NATIVE PRODUCE.—Imports—Continued.

DESCRIPTION OF GOODS.	Classifier of Quantity.	PASSING STATIONS IN CANTON RIVER ESTUARY.		PASSING EAST COAST STATION.		IMPORTED AT STATIONS IN MIRS BAY.		TOTAL.	
		Quantity.	Value.	Quantity.	Value.	Quantity.	Value.	Quantity.	Value.
Woodware .....	<i>Piculs</i>	1,230	<i>Hk. Tls</i> 21,030	5	<i>Hk. Tls</i> 80	...	<i>Hk. Tls</i> ...	1,235	<i>Hk. Tls</i> 21,110
Sundries, Unenumerated .....	<i>Value</i>	...	9,497	...	4,633	...	15,562	...	15,692
TOTAL .....	<i>Hk. Tls</i>	...	5,036,860	...	203,578	...	50,338	...	5,290,776

## SUMMARY.

IMPORTED FROM HONGKONG INTO THE FOLLOWING DISTRICTS OR PLACES.		PASSING STATIONS IN CANTON RIVER ESTUARY.	PASSING EAST COAST STATION.	IMPORTED AT STATIONS IN MIRS BAY.	TOTAL IMPORTS FROM HONGKONG.
		<i>Hk. Tls</i>	<i>Hk. Tls</i>	<i>Hk. Tls</i>	<i>Hk. Tls</i>
福	建 Fuhkien.....	...	1,542	...	1,542
厦	門 Amoy.....	...	23	...	23
柘	林 Chelam.....	...	467	...	467
黄	岡 Wongkong.....	...	19	...	19
東	隴 Tunglung.....	...	749	...	749
神	泉 Shantsun.....	...	940	...	940
陸	豐 Lukfung.....	...	31	...	31
甲	子 Kapsz.....	...	16,853	...	16,853
碣	石 Kitshik.....	...	6,658	...	6,658
烏	坵 Uhom.....	...	1,612	...	1,612
湖	東 Utung.....	...	1,359	...	1,359
海	豐 Hoifung.....	...	3,393	...	3,393
長	沙 Cheungsha.....	...	54,761	...	54,761
汕	尾 Shanmi.....	...	13,542	...	13,542
歸	善 Kwaishin.....	...	14,131	...	14,131
凹	頭 Autow.....	...	42,686	...	42,686
稔	山 Namshan.....	...	10,719	...	10,719
平	海 Pinghoi.....	...	24,965	...	24,965
大	洲 Taichow.....	...	1,708	...	1,708
淡	水 Tamshui.....	...	1,032	...	1,032
新	塘 Santong.....	442,305	...	...	442,305
番	禺 Panu.....	17,711	...	...	17,711
沙	灣 Shawan.....	472	...	...	472
廣	東省城 Canton.....	2,217,390	...	...	2,217,390
佛	山 Fatsan.....	642	...	...	642
九	江 Kowkong.....	12	...	...	12
石	灣 Shikwan.....	3,050	...	...	3,050
東	莞 Tungkun.....	2,972	...	...	2,972
石	龍 Shiklung.....	203,174	...	...	203,174
太	平 Taiping.....	483,914	...	...	483,914
東	莞城 Tungkunshing.....	107,287	...	...	107,287
順	德 Shuntak.....	54,420	...	...	54,420
陳	村 Chantsun.....	940,791	...	...	940,791
香	山 Heungshan.....	2,393	...	...	2,393
下	柵 Hachak.....	5,697	...	...	5,697
南	蘭 Namlong.....	5,677	...	...	5,677
石	岐 Shikki.....	147,127	...	...	147,127
新	安 Sanon.....	121,708	3,241	...	124,949

## SUMMARY—Continued.

IMPORTED FROM HONGKONG INTO THE FOLLOWING DISTRICTS OR PLACES.	PASSING STATIONS IN CANTON RIVER ESTUARY.	PASSING EAST COAST STATION.	IMPORTED AT STATIONS IN MIRS BAY.	TOTAL IMPORTS FROM HONGKONG.
	<i>Hk. Tls</i>	<i>Hk. Tls</i>	<i>Hk. Tls</i>	<i>Hk. Tls</i>
茅洲 Mauchow .....	34,656	...	...	34,656
南頭 Namtow .....	8,080	...	...	8,080
西鄉 Saiheung .....	51,790	...	...	51,790
深埗 Shamchun .....	181,147	...	...	181,147
沙頭角 Shatowkok .....	...	...	14,925	14,925
沙魚涌 Shaüchung .....	...	...	35,413	35,413
大鵬 Taipang .....	...	3,147	...	3,147
江門 Kongmoon' .....	4,445	...	...	4,445
TOTAL: NATIVE IMPORTS FROM HONGKONG..... <i>Hk. Tls</i>	5,036,860	203,578	50,338	5,290,776

TABLE No. IVb.—TRADE IN NATIVE PRODUCE.—Imports, China to China.

DESCRIPTION OF GOODS.	Classifier of Quantity.	PASSING STATIONS IN CANTON RIVER ESTUARY.		PASSING EAST COAST STATION.		IMPORTED AT AND EXPORTED FROM STATIONS IN MIRS BAY.		TOTAL, CHINA TO CHINA.	
		Quantity.	Value.	Quantity.	Value.	Quantity.	Value.	Quantity.	Value.
Ashes, Straw and Chaff.....	<i>Piculs</i>	1,124	<i>Hk. Ts</i> 1,124	...	<i>Hk. Ts</i> ...	15	<i>Hk. Ts</i> 15	1,139	1,139
Bags, Grass and Straw.....	<i>Pieces</i>	97,565	3,513	2,000	72	...	...	99,565	3,585
Bamboo Baskets.....	<i>Value</i>	...	1,713	...	...	...	...	...	1,713
" Brooms.....	<i>Pieces</i>	12,294	799	...	...	...	...	12,294	799
" Split.....	<i>Piculs</i>	29,970	104,896	27	94	40	139	30,037	105,129
Bamboos.....	<i>Pieces</i>	63,333	1,680	...	...	...	...	63,333	1,680
Bambooware.....	<i>Piculs</i>	362	3,709	...	...	20	206	382	3,915
Beancurd.....	"	158	871	69	378	...	...	227	1,249
Beans.....	"	377	960	...	...	...	...	377	960
Bones, Cow.....	"	3,887	5,830	...	...	...	...	3,887	5,830
" Pig.....	"	5,413	5,413	...	...	...	...	5,413	5,413
Boneware.....	"	11	1,289	...	...	...	...	11	1,289
Brass Wire.....	"	7	201	...	...	...	...	7	201
Brassware.....	"	57	2,637	...	...	...	...	57	2,637
Bricks and Tiles.....	<i>Pieces</i>	1,026,852	4,538	12,000	50	51,600	217	1,090,452	4,805
Buttons, Brass.....	<i>Piculs</i>	16	1,005	...	...	...	...	16	1,005
Cakes.....	"	121	1,386	1	6	...	...	122	1,392
Candlewick.....	"	484	3,144	...	...	...	...	484	3,144
Caps, Silk.....	<i>Pieces</i>	9,791	3,515	...	...	...	...	9,791	3,515
Chalk, Prepared.....	<i>Piculs</i>	923	10,152	...	...	...	...	923	10,152
Chinaware, Coarse.....	"	58	611	41,690	435,657	...	...	41,748	436,268
Cloth, Native (Nankeens).....	"	1,193	71,587	26	1,560	...	...	1,219	73,147
Clothing, Cotton.....	"	67	5,669	...	...	...	...	67	5,669
Cotton Cord and Thread.....	"	70	2,142	...	...	...	...	70	2,142
Cuttle-fish.....	"	9	192	2,892	60,443	1	24	2,902	60,659
Dye-stuff.....	"	333	998	...	...	...	...	333	998
Fans, Palm-leaf.....	<i>Pieces</i>	51,640	468	...	...	...	...	51,640	468
" Paper.....	"	45,320	1,835	10,000	405	...	...	55,320	2,240
Fire-crackers and Fireworks.....	<i>Piculs</i>	2,842	61,105	4	86	...	...	2,846	61,191
Firewood.....	"	12,854	5,141	1,317	527	710	284	14,881	5,952
Fish, Dried and Salt.....	"	494	5,044	438	4,467	655	6,681	1,587	16,192
" Fresh.....	"	69	483	7	49	...	...	76	532
" in Brine.....	"	1,687	6,748	45,341	181,362	28	112	47,056	188,222
Fishing Nets.....	"	100	3,995	2	81	22	882	124	4,958
Flour, Rice.....	"	174	871	...	...	...	...	174	871
Fruits, Dried and Salted, Unclassed.....	"	146	878	...	...	...	...	146	878
" Fresh, Unclassed.....	"	8,248	16,496	...	...	...	...	8,248	16,496
Furniture.....	<i>Value</i>	...	4,315	...	...	...	...	...	4,315
Glassware.....	<i>Piculs</i>	516	10,573	...	...	...	...	516	10,573
Grasscloth, Coarse.....	"	77	4,382	2	86	...	...	79	4,468
" Fine.....	"	7	2,808	...	...	...	...	7	2,808
Ground-nut Cake.....	"	1,967	5,822	606	1,795	518	1,534	3,091	9,151
Ground-nuts.....	"	406	1,788	...	...	...	...	406	1,788
Hemp.....	"	690	7,107	43	439	...	...	733	7,546
" Skin.....	"	325	1,301	271	1,084	...	...	596	2,385
" Thread and Twine.....	"	165	2,849	15	110	9	68	189	3,027
Ironware.....	"	640	3,842	...	...	...	...	640	3,842
Joss Sticks.....	"	928	6,683	2	13	21	150	951	6,846
Joss-stick Powder.....	"	1,722	5,167	...	...	...	...	1,722	5,167
Lead, Red, White, and Yellow.....	"	217	1,712	...	...	...	...	217	1,712
Manure.....	"	3,834	2,799	151	110	167	122	4,152	3,031
Mats, Fish-drying.....	<i>Pieces</i>	38,994	585	...	...	682	1,023	39,676	1,608
" Packing.....	"	1,731,185	72,710	160	5	...	...	1,731,345	72,715
" Straw and Rush.....	"	24,866	5,222	520	109	790	166	26,176	5,497
Meats, Dried and Salted.....	<i>Piculs</i>	96	2,396	...	...	...	...	96	2,396
Medicine Pills.....	"	151	15,138	...	...	...	...	151	15,138
" Tea.....	"	135	945	...	...	...	...	135	945
Medicines.....	"	537	2,685	...	...	...	...	537	2,685
Mirrors with Frames.....	<i>Pieces</i>	8,623	2,587	...	...	...	...	8,623	2,587
Oil, Ground-nut.....	<i>Piculs</i>	1,369	15,465	546	6,008	...	...	1,915	21,473

TABLE No. IVb.—TRADE IN NATIVE PRODUCE.—Imports, China to China—Continued.

DESCRIPTION OF GOODS.	Classifier of Quantity.	PASSING STATIONS IN CANTON RIVER ESTUARY.		PASSING EAST COAST STATION.		IMPORTED AT AND EXPORTED FROM STATIONS IN MIRS BAY.		TOTAL, CHINA TO CHINA.	
		Quantity.	Value.	Quantity.	Value.	Quantity.	Value.	Quantity.	Value.
Oil, Peppermint.....	<i>Piculs</i>	8	<i>Hk. Ts</i> 1,486	...	<i>Hk. Ts</i> ...	...	<i>Hk. Ts</i> ...	8	1,486
" Wood.....	"	155	1,283	...	...	...	...	155	1,283
Olives.....	"	429	1,545	...	...	...	...	429	1,545
" without Stones.....	"	103	461	...	...	...	...	103	461
Ornaments, Cap, Joss, Tinsel, etc.....	<i>Value</i>	...	7,359	...	...	...	...	...	7,359
Palmleafware.....	<i>Piculs</i>	1,532	3,063	...	...	50	100	1,582	3,163
Paper, 1st Quality.....	"	527	10,386	283	5,570	...	...	810	15,956
" 2nd ".....	"	808	7,432	2,049	18,852	3	23	2,860	26,307
" Joss.....	"	5,776	34,657	...	...	4	24	5,780	34,681
" Scrolls.....	<i>Pairs</i>	18,753	2,250	...	...	...	...	18,753	2,250
Pickles.....	<i>Piculs</i>	393	1,179	...	...	...	...	393	1,179
Pigs.....	<i>No.</i>	1,760	14,960	1,069	9,087	405	3,443	3,234	27,490
Potatoes, Sweet.....	<i>Piculs</i>	1,278	1,022	50	40	...	...	1,328	1,062
Pottery and Earthenware.....	"	5,762	17,863	170	528	42	130	5,974	18,521
Preserves.....	"	559	6,982	...	...	...	...	559	6,982
Rice.....	"	1,856	6,309	5,018	17,060	1,005	3,417	7,879	26,786
" Paddy.....	"	180	323	...	...	176	317	356	640
Rope, Bamboo.....	"	2,185	8,741	...	...	...	...	2,185	8,741
Salt.....	"	471,838	566,205	2,083,946	2,500,736	1,534	1,841	2,557,318	3,068,782
Samshu.....	"	263	986	13	48	...	...	276	1,034
Sauce and Soy.....	"	627	1,881	...	...	...	...	627	1,881
Seaweed and Agar-agar.....	"	14	101	375	2,696	...	...	389	2,797
Shoes and Boots, Silk and Cotton.....	<i>Pairs</i>	29,675	22,821	6,464	4,132	...	...	36,139	26,953
Silk Piece Goods.....	<i>Piculs</i>	60	45,225	...	...	...	...	60	45,225
" and Cotton Mixtures.....	"	5	1,491	...	...	...	...	5	1,491
Stone, Granite.....	<i>Pieces</i>	49,815	3,985	...	...	...	...	49,815	3,985
Sugar, Brown.....	<i>Piculs</i>	5,111	17,889	1	5	29	101	5,141	17,995
" Cane.....	"	2,569	2,569	...	...	...	...	2,569	2,569
" White.....	"	2,871	16,939	...	...	...	...	2,871	16,939
Tea, Black.....	"	23	571	37	895	...	...	60	1,466
Timber, Planks, Soft-wood.....	<i>Sq. feet</i>	133,076	7,319	...	...	...	...	133,076	7,319
Tin-foil.....	<i>Piculs</i>	...	...	16	1,077	...	...	16	1,077
Tobacco, Leaf.....	"	1,554	12,353	...	...	...	...	1,554	12,353
" Prepared.....	"	582	13,150	...	...	...	...	582	13,150
Turnips, Dried and Salted.....	"	2,210	6,851	558	1,730	4	12	2,772	8,593
Vegetables, Dried.....	"	1	3	2,854	11,416	...	...	2,855	11,419
" Fresh.....	"	15,580	17,746	33	130	111	167	15,724	18,043
" Salted.....	"	76	152	8,262	16,524	...	...	8,338	16,676
Vermicelli and Macaroni.....	"	167	1,365	68	556	...	...	235	1,921
Vinegar.....	"	1,115	1,115	4	4	...	...	1,119	1,119
Wood, Coffin.....	<i>Pieces</i>	1,633	3,266	...	...	...	...	1,633	3,266
" Fragrant.....	<i>Piculs</i>	75	2,620	2	75	48	1,680	125	4,375
" Poles.....	<i>Pieces</i>	75,434	43,752	222	129	3,742	2,170	79,398	46,051
Woodware.....	<i>Piculs</i>	897	15,333	...	...	5	94	902	15,427
Sundries, Unenumerated.....	<i>Value</i>	...	17,623	...	2,218	...	418	...	20,259
<b>TOTAL.....</b>	<i>Hk. Ts</i>	...	1,472,131	...	3,288,504	...	25,560	...	4,786,195

## SUMMARY.

NATIVE PRODUCE PASSING FROM CHINA TO CHINA BETWEEN THE FOLLOWING DISTRICTS OR PLACES.		PASSING STATIONS IN CANTON RIVER ESTUARY.	PASSING EAST COAST STATION.	IMPORTED AT AND EXPORTED FROM STATIONS IN MIRS BAY.	TOTAL CHINA TO CHINA.
		<i>Hk. Tls.</i>	<i>Hk. Tls.</i>	<i>Hk. Tls.</i>	<i>Hk. Tls.</i>
福 建	Fuhkien... { to 廣東省城 Canton .....	...	648,595	...	648,595
	„ 順德 Shuntak .....	...	730	...	730
澄 海	Chinghoi... { to 順德 Shuntak .....	...	392,510	...	392,510
	„ 電白 Tinpak .....	...	941	...	941
汕 頭	Swatow... { to 遂溪 Suikai .....	...	8,541	...	8,541
	„ 海口 Hoihow .....	...	18,067	...	18,067
陸 豐	Lukfung... { to 廣東省城 Canton .....	...	339,631	...	339,631
	„ 順德 Shuntak .....	...	250,716	...	250,716
	„ 新安 Sanon .....	...	...	680	680
海 豐	Hoifung... { to 廣東省城 Canton .....	...	955,359	...	955,359
	„ 順德 Shuntak .....	...	28,634	...	28,634
	„ 新安 Sanon .....	...	18,420	2,720	21,140
歸 善	Kwaishin... { to 廣東省城 Canton .....	84	555,714	...	555,798
	„ 順德 Shuntak .....	...	39,262	...	39,262
	„ 香山 Heungshan .....	...	60	...	60
	„ 新安 Sanon .....	...	9,735	1,134	10,869
番 禺	Punu .....	to 新 安 Sanon .....	3,826	...	3,826
廣東省城	Canton .... { to 汕頭 Swatow .....	143,928	...	...	143,928
	„ 海豐 Hoifung .....	50,039	...	...	50,039
	„ 歸善 Kwaishin .....	120	...	...	120
	„ 新安 Sanon .....	10,627	...	...	10,627
	„ 電白 Tinpak .....	15,006	...	...	15,006
東 莞	Tungkua... { to 新 安 Sanon .....	273,008	...	...	273,008
	„ 電白 Tinpak .....	774	...	...	774
順 德	Shuntak ... { to 饒平 Juping .....	1,553	...	...	1,553
	„ 陸豐 Lukfung .....	85,984	...	...	85,984
	„ 海豐 Hoifung .....	72,601	...	...	72,601
	„ 歸善 Kwaishin .....	30,097	...	...	30,097
	„ 新安 Sanon .....	47,549	...	38	47,587
香 山	Heungshan { to 歸善 Kwaishin .....	632	200	...	832
	„ 新安 Sanon .....	18,125	...	...	18,125

## SUMMARY—Continued.

NATIVE PRODUCE PASSING FROM CHINA TO CHINA BETWEEN THE FOLLOWING DISTRICTS OR PLACES.		PASSING STATIONS IN CANTON RIVER ESTUARY.	PASSING EAST COAST STATION.	IMPORTED AT AND EXPORTED FROM STATIONS IN MIRS BAY.	TOTAL, CHINA TO CHINA.		
		<i>Hk. Ts</i>	<i>Hk. Ts</i>	<i>Hk. Ts</i>	<i>Hk. Ts</i>		
新 安	Sanon	to 海豐 Hoifung .....	...	504	...	504	
		” 歸善 Kwaishin .....	506	17,323	5	17,834	
		” 番禺 Punu .....	2,012	...	...	2,012	
		” 廣東省城 Canton .....	10,267	...	275	10,542	
		” 東莞 Tungkun .....	21,466	...	...	21,466	
		” 順德 Shuntak .....	10,547	378	1,700	12,625	
		” 香山 Heungshan .....	56,766	1,176	1,241	59,183	
		” 新安 Sanon .....	29,782	1,870	17,767	49,419	
” 新會 Sanui .....	6,822	138	...	6,960			
新 會	Sanui .....	to 新 安	Sanon .....	12,671	...	...	12,671
電 白	Tinpak .....	to 廣東省城	Canton .....	567,339	...	...	567,339
TOTAL, NATIVE IMPORTS, CHINA TO CHINA... <i>Hk. Ts</i>		1,472,131	3,288,504	25,560	4,786,195		

TABLE No. V.—TRADE IN NATIVE PRODUCE.—Exports.

DESCRIPTION OF GOODS.	Classifier of Quantity.	PASSING STATIONS IN CANTON RIVER ESTUARY.		PASSING EAST COAST STATION.		EXPORTED FROM STATIONS IN MIRS BAY.		TOTAL EXPORTS.	
		Quantity.	Value.	Quantity.	Value.	Quantity.	Value.	Quantity.	Value.
Alum, Green .....	<i>Piculs</i>	1,738	3,007	...	...	...	...	1,738	3,007
" White .....	"	69	169	4,203	10,254	...	...	4,272	10,423
Amber, Beads and Ware .....	"	11	5,370	...	...	...	...	11	5,370
Arsenic .....	"	117	1,160	...	...	...	...	117	1,160
Ashes, Straw and Chaff .....	"	21,154	21,154	3,111	3,111	325	325	24,590	24,590
Bags, Grass and Straw .....	<i>Pieces</i>	702,048	25,274	...	...	...	...	702,048	25,274
" Gunny, Old .....	"	5,118,552	307,113	730	44	...	...	5,119,282	307,157
Bamboo Awnings .....	<i>Piculs</i>	1,949	6,820	...	...	...	...	1,949	6,820
" Baskets .....	<i>Value</i>	...	48,073	...	...	...	...	...	48,073
" Brooms .....	<i>Pieces</i>	99,535	6,470	...	...	...	...	99,535	6,470
" Canes .....	"	10,740,440	182,587	...	...	...	...	10,740,440	182,587
" Combs .....	<i>Piculs</i>	1,119	23,489	...	...	...	...	1,119	23,489
" Poles .....	<i>Pieces</i>	99,096	6,937	...	...	...	...	99,096	6,937
" Shoots .....	<i>Piculs</i>	3,808	9,521	...	...	...	...	3,808	9,521
" Split .....	"	45,793	160,276	...	...	22	76	45,815	160,352
Bamboos, Small .....	<i>Pieces</i>	789,446	19,736	...	...	...	...	789,446	19,736
Bambooware .....	<i>Piculs</i>	1,555	15,934	3	26	...	...	1,558	15,960
Beancurd .....	"	10,910	60,005	...	...	...	...	10,910	60,005
Beans .....	"	458	1,267	12	31	...	...	470	1,298
" Salted .....	"	323	1,290	...	...	...	...	323	1,290
Boneware .....	"	230	27,921	...	...	...	...	230	27,921
Books, Printed .....	"	1,109	42,147	...	...	...	...	1,109	42,147
Bran .....	"	1,289	2,578	...	...	...	...	1,289	2,578
Brass Wire .....	"	78	2,338	...	...	...	...	78	2,338
Brass-foil .....	"	316	16,363	...	...	...	...	316	16,363
Brassware .....	"	1,898	87,321	...	...	...	...	1,898	87,321
Bricks, Blue .....	<i>Pieces</i>	334,916	1,438	...	...	...	...	334,916	1,438
" Red .....	"	48,802,172	292,813	30,000	180	...	...	48,832,172	292,993
Bristles .....	<i>Piculs</i>	4,313	194,083	...	...	...	...	4,313	194,083
Buttons, Brass .....	"	293	18,482	...	...	...	...	293	18,482
Cakes .....	"	79	909	...	...	23	265	102	1,174
Camphor .....	"	129	7,632	...	...	...	...	129	7,632
Candles .....	"	312	3,427	...	...	...	...	312	3,427
Candlewick .....	"	3,353	21,797	...	...	...	...	3,353	21,797
Caps, Felt .....	<i>Pieces</i>	499	91	...	...	...	...	499	91
" Silk .....	"	12,339	4,430	...	...	...	...	12,339	4,430
Carrying Sticks .....	"	13,493	2,024	...	...	...	...	13,493	2,024
Cassia, Broken .....	<i>Piculs</i>	11,702	35,105	...	...	...	...	11,702	35,105
" Buds .....	"	13	280	...	...	...	...	13	280
" Lignea .....	"	12	143	...	...	...	...	12	143
" Twigs .....	"	1,040	1,715	...	...	...	...	1,040	1,715
Cattle .....	<i>Head</i>	3,650	91,250	12,723	318,075	...	...	16,373	409,325
Chalk .....	<i>Piculs</i>	2,216	4,431	...	...	...	...	2,216	4,431
" Prepared .....	"	1,728	19,010	...	...	...	...	1,728	19,010
Charcoal .....	"	11,277	14,661	6,016	7,821	3,375	4,387	20,668	26,869
China-root .....	"	4,518	4,145	12	33	...	...	1,530	4,178
Chinaware, Coarse .....	"	13,953	145,805	26,061	272,342	...	...	40,014	418,147
" Fine .....	"	7,732	238,913	565	17,447	...	...	8,297	256,360
Chopsticks .....	"	1,266	6,329	...	...	...	...	1,266	6,329
Cinnabar .....	"	128	10,354	...	...	...	...	128	10,354
Clay .....	"	229,631	41,334	...	...	...	...	229,631	41,334
Clogs .....	<i>Pairs</i>	31,365	1,725	3,469	191	672	37	35,506	1,953
Cloisonné and Enamelledware .....	<i>Value</i>	...	4,650	...	...	...	...	...	4,650
Cloth, Native (Nankeens) .....	<i>Piculs</i>	1,972	121,268	316	19,443	1	36	2,289	140,747
Clothing, Cotton .....	"	431	36,629	...	...	...	...	431	36,629
" Grasscloth .....	"	32	4,839	...	...	...	...	32	4,839
" Old .....	"	20	3,749	...	...	...	...	20	3,749
" Silk .....	"	213	149,107	...	...	...	...	213	149,107
Coal .....	<i>Tons</i>	580	3,712	...	...	...	...	580	3,712
Coir and Coirware .....	<i>Piculs</i>	618	11,118	1	13	...	...	619	11,131



TABLE No. V.—TRADE IN NATIVE PRODUCE.—Exports—Continued.

DESCRIPTION OF GOODS.	Classifier of Quantity.	PASSING STATIONS IN CANTON RIVER ESTUARY.		PASSING EAST COAST STATION.		EXPORTED FROM STATIONS IN MIRS BAY.		TOTAL EXPORTS.	
		Quantity.	Value.	Quantity.	Value.	Quantity.	Value.	Quantity.	Value.
Compasses and Sundials.....	Pieces	5,461	1,006	...	...	...	...	5,461	1,006
Copper, Old.....	Piculs	303	7,432	...	...	...	...	303	7,432
Cotton Cord and Thread.....	"	480	14,729	...	...	...	...	480	14,729
" Rags.....	"	19,318	39,409	...	...	...	...	19,318	39,409
" Ribbons.....	"	38	2,302	...	...	...	...	38	2,302
Cushions and Pillows.....	Pieces	84,774	13,234	32	6	...	...	84,806	13,240
Cuttle-fish.....	Piculs	12	243	3,929	82,119	19	390	3,960	82,752
Dressing-cases.....	Pieces	7,503	8,130	...	...	...	...	7,503	8,130
Drums.....	"	7,435	2,465	...	...	...	...	7,435	2,465
Dye-stuff.....	Piculs	409	1,226	...	...	...	...	409	1,226
Eggs, Fresh.....	Pieces	700	8	5,615,770	67,389	...	...	5,616,470	67,397
" Preserved.....	"	8,810	100	3,700	42	...	...	12,510	142
Embroidered Goods.....	"	4,169	1,468	...	...	...	...	4,169	1,468
Fans, Fancy and Gauze.....	"	6,542	1,612	...	...	...	...	6,542	1,612
" Feather.....	"	20,982	8,603	...	...	...	...	20,982	8,603
" Palm-leaf, Trimmed.....	"	169,693	4,134	...	...	...	...	169,693	4,134
" " Untrimmed.....	"	47,794	296	...	...	...	...	47,794	296
" Paper.....	"	306,540	12,415	...	...	...	...	306,540	12,415
" Silk.....	"	6,470	1,941	...	...	...	...	6,470	1,941
Feather Dusters.....	"	213,789	6,414	...	...	...	...	213,789	6,414
Feathers, Duck, Fowl, etc.....	Piculs	24,550	589,190	2	18	...	...	24,552	589,208
Fire-crackers and Fireworks.....	"	78,186	1,681,008	502	10,793	...	...	78,688	1,691,801
Firewood.....	"	612,872	245,149	53,108	21,243	29,406	11,763	695,386	278,155
Fish, Dried and Salt.....	"	729	7,432	14,196	144,803	1,397	14,250	16,322	166,485
" Fresh.....	"	429	3,003	57	396	...	...	486	3,399
" Glue.....	"	...	...	19	2,042	...	...	19	2,042
" in Brine.....	"	235	942	304	1,217	...	...	539	2,159
" Maws.....	"	...	...	2	164	...	...	2	164
" Skins.....	"	...	...	4	64	...	...	4	64
Fishing Nets.....	"	241	9,631	7	274	...	...	248	9,905
Flour, Bean.....	"	485	2,670	...	...	...	...	485	2,670
" Rice.....	"	635	3,174	6	28	...	...	641	3,202
" Water-chestnut.....	"	448	2,912	...	...	...	...	448	2,912
" Wheat.....	"	2,100	8,398	...	...	...	...	2,100	8,398
" Yam.....	"	196	785	81	324	2	8	279	1,117
Flowers, Artificial.....	"	148	18,220	...	...	...	...	148	18,220
Fruits, Dried and Salted, Unclassed.....	"	835	5,010	...	...	...	...	835	5,010
" Fresh, Unclassed.....	"	39,049	78,098	27	54	38	76	39,114	78,228
" Preserved, in Tins.....	"	3,248	64,956	...	...	...	...	3,248	64,956
Furniture.....	Value	...	41,754	...	...	...	...	...	41,754
Garlic.....	Piculs	21,415	41,545	12,515	24,280	...	...	33,930	65,825
Gauntlets, Straw.....	Pairs	155,670	1,090	...	...	...	...	155,670	1,090
Ginger.....	Piculs	1,958	4,896	5	13	...	...	1,963	4,909
" Ground.....	"	365	2,556	...	...	...	...	365	2,556
Ginseng, Beard and Refuse.....	"	5	379	...	...	...	...	5	379
" Re-clarified.....	"	13	12,042	...	...	...	...	13	12,042
Glass Bangles and Beads.....	"	100	1,751	...	...	...	...	100	1,751
" or Vitrified Ware.....	"	3,604	73,886	...	...	...	...	3,604	73,886
Glue, Cow.....	"	107	2,073	...	...	...	...	107	2,073
Gold Leaf, Real.....	Sheets	11,630,000	58,150	...	...	...	...	11,630,000	58,150
" Thread, Imitation.....	Piculs	49	7,635	...	...	...	...	49	7,635
Grass.....	"	9,150	21,961	...	...	...	...	9,150	21,961
Grasscloth, Coarse.....	"	172	9,733	...	...	...	...	172	9,733
" Fine.....	"	118	47,264	...	...	...	...	118	47,264
Ground-nut Cake.....	"	454	1,345	5,552	16,433	...	...	6,006	17,778
Hats, Straw and Rush.....	Pieces	22,665	3,088	...	...	...	...	22,665	3,088
Hemp.....	Piculs	911	9,378	...	...	15	157	926	9,535
" Skin.....	"	4,133	16,534	84	334	3	10	4,220	16,878
" Twine and Thread.....	"	4,819	39,635	...	...	...	...	4,819	39,635
Hides, Cow and Buffalo.....	"	2,258	32,908	35	664	...	...	2,293	33,572

TABLE No. V.—TRADE IN NATIVE PRODUCE.—Exports—Continued.

DESCRIPTION OF GOODS.	Classifier of Quantity.	PASSING STATIONS IN CANTON RIVER ESTUARY.		PASSING EAST COAST STATION.		EXPORTED FROM STATIONS IN MIRS BAY.		TOTAL EXPORTS.	
		Quantity.	Value.	Quantity.	Value.	Quantity.	Value.	Quantity.	Value.
			Hk. <i>Tls</i>		Hk. <i>Tls</i>		Hk. <i>Tls</i>		Hk. <i>Tls</i>
Hides, Cow and Buffalo, Cuttings.....	<i>Piculs</i>	255	1,019	...	...	...	...	255	1,019
Horns, Cow and Buffalo.....	"	987	9,128	...	...	...	...	987	9,128
" Deer, Young.....	<i>Pairs</i>	197	14,184	...	...	...	...	197	14,184
Hornware.....	<i>Piculs</i>	364	33,306	...	...	...	...	364	33,306
Indigo, Dried.....	"	47	984	...	...	...	...	47	984
" Liquid.....	"	536	2,413	335	1,508	...	...	871	3,921
Ink, China.....	"	655	42,797	...	...	...	...	655	42,797
Inkstones.....	<i>Pieces</i>	64,639	5,171	...	...	...	...	64,639	5,171
Iron Nails.....	<i>Piculs</i>	32	144	...	...	...	...	32	144
" Old.....	"	187	280	...	...	...	...	187	280
" Pans.....	"	3,314	16,569	...	...	9	47	3,323	16,616
" Wire.....	"	170	1,063	...	...	...	...	170	1,063
Ironware.....	"	3,900	23,398	1	5	8	49	3,909	23,452
Ivoryware.....	"	9	5,865	...	...	...	...	9	5,865
Joss Sticks.....	"	10,365	74,628	30	213	...	...	10,395	74,841
Joss-stick Powder.....	"	5,665	16,994	...	...	...	...	5,665	16,994
Kén-ch'a.....	"	1,022	1,022	...	...	...	...	1,022	1,022
Kerosene Tins, Old.....	<i>Pieces</i>	24,717	989	1,886	75	...	...	26,603	1,064
Lacquerware.....	<i>Piculs</i>	291	9,023	...	...	...	...	291	9,023
Lampblack and Soot.....	"	346	1,732	...	...	...	...	346	1,732
Lamps.....	<i>Pieces</i>	86,881	22,411	...	...	...	...	86,881	22,411
Lampwick, Cotton.....	<i>Piculs</i>	151	4,530	...	...	...	...	151	4,530
" Rush-pith.....	"	84	2,752	...	...	...	...	84	2,752
Lard.....	"	16,567	240,222	...	...	...	...	16,567	240,222
Lead, Red.....	"	37	276	...	...	...	...	37	276
" White.....	"	141	1,148	...	...	...	...	141	1,148
" Yellow.....	"	208	1,635	...	...	...	...	208	1,635
Leather.....	"	1,503	61,637	41	1,668	...	...	1,544	63,305
" Trunks.....	"	789	31,165	77	3,029	...	...	866	34,194
Leatherware.....	"	81	3,747	...	...	...	...	81	3,747
Lichees, Dried.....	"	5,268	80,592	...	...	...	...	5,268	80,592
Lime.....	"	14,384	5,178	...	...	464	167	14,848	5,345
Limestone.....	"	1,376,590	82,595	...	...	...	...	1,376,590	82,595
Lung-ngans, Dried.....	"	510	4,408	19	168	...	...	529	4,576
Machinery.....	<i>Value</i>	...	2,083	...	...	...	...	...	2,083
Manure.....	<i>Piculs</i>	1,213	885	1,885	1,376	53	38	3,151	2,299
Marble Slabs.....	"	500	2,750	...	...	...	...	500	2,750
Mats, Bamboo and Rattan.....	<i>Pieces</i>	1,222	1,711	...	...	...	...	1,222	1,711
" Fish-drying.....	"	252,680	3,790	...	...	...	...	252,680	3,790
" Packing.....	"	4,057,027	170,395	...	...	...	...	4,057,027	170,395
" Straw and Rush.....	"	288,473	61,156	116	25	...	...	288,589	61,181
Matting.....	<i>Rolls</i>	78,585	644,397	...	...	...	...	78,585	644,397
Meats, Dried and Salted.....	<i>Piculs</i>	4,361	109,030	1	31	...	...	4,362	109,061
" Preserved, in Tins.....	"	2,691	99,550	...	...	...	...	2,691	99,550
Medicine Pills.....	"	1,550	155,049	...	...	...	...	1,550	155,049
" Powder.....	"	19	3,856	...	...	...	...	19	3,856
" Tea.....	"	1,465	10,256	...	...	...	...	1,465	10,256
Medicines.....	"	2,854	14,268	104	519	5	27	2,963	14,814
Mirrors with Frames.....	<i>Pieces</i>	113,082	10,408	...	...	...	...	113,082	10,408
" without Frames.....	<i>Piculs</i>	118	1,483	...	...	...	...	118	1,483
Mother-of-pearlware.....	"	10	4,988	...	...	...	...	10	4,988
Mushrooms.....	"	493	29,582	...	...	...	...	493	29,582
Musical Instruments.....	<i>Pieces</i>	23,300	6,674	...	...	...	...	23,300	6,674
Needles.....	<i>Piculs</i>	18	3,522	...	...	...	...	18	3,522
Oars, Unfinished.....	<i>Pieces</i>	6,314	1,389	...	...	...	...	6,314	1,389
Ochre, Red.....	<i>Piculs</i>	888	2,488	...	...	...	...	888	2,488
" Yellow.....	"	1,392	2,088	...	...	...	...	1,392	2,088
Oil, Camphor.....	"	1	12	...	...	...	...	1	12
" Cassia-leaf.....	"	2	289	...	...	...	...	2	289
" Ginger.....	"	1	76	...	...	...	...	1	76

TABLE No. V.—TRADE IN NATIVE PRODUCE.—Exports—Continued.

DESCRIPTION OF GOODS.	Classifier of Quantity.	PASSING STATIONS IN CANTON RIVER ESTUARY.		PASSING EAST COAST STATION.		EXPORTED FROM STATIONS IN MIRS BAY.		TOTAL EXPORTS.	
		Quantity.	Value.	Quantity.	Value.	Quantity.	Value.	Quantity.	Value.
Oil, Ground-nut.....	<i>Piculs</i>	708	7,999	11,785	133,174	25	285	12,518	141,458
„ Peppermint.....	„	139	25,467	...	...	...	...	139	25,467
„ Sandalwood.....	„	3	1,710	...	...	...	...	3	1,710
„ Sesamum.....	„	40	433	...	...	...	...	40	433
„ Tea.....	„	48	411	...	...	...	...	48	411
„ Wood.....	„	201	1,672	...	...	11	90	212	1,762
Olives.....	„	3,956	17,012	...	...	...	...	3,956	17,012
„ without Stones.....	„	4,656	20,953	...	...	...	...	4,656	20,953
Opium Lamps.....	<i>Pieces</i>	32,710	10,760	...	...	...	...	32,710	10,760
„ Pipes and Apparatus.....	<i>Value</i>	...	4,784	...	...	...	...	...	4,784
Oranges, Fresh.....	<i>Piculs</i>	714	1,856	...	...	...	...	714	1,856
Ornaments, Cap, Joss, Tinsel, etc.....	<i>Value</i>	...	56,104	...	...	...	...	...	56,104
Oysters, Dried.....	<i>Piculs</i>	1,166	46,656	2	80	...	...	1,168	46,736
Palm Leaves.....	„	1,741	1,741	...	...	...	...	1,741	1,741
Paper, 1st Quality.....	„	4,952	97,554	...	...	...	...	4,952	97,554
„ 2nd „.....	„	40,984	377,053	567	5,217	12	109	41,563	382,379
„ Cuttings.....	„	2,077	6,230	...	...	...	...	2,077	6,230
„ Joss.....	„	19,603	117,620	1	3	...	...	19,604	117,623
„ Oiled.....	„	26	389	...	...	...	...	26	389
„ Pith.....	„	18	3,123	...	...	...	...	18	3,123
„ Scrolls.....	<i>Pairs</i>	238,502	28,622	...	...	...	...	238,502	28,622
„ Spills.....	<i>Piculs</i>	3,260	13,041	...	...	...	...	3,260	13,041
Pears, Fresh.....	„	1,367	4,374	498	1,594	...	...	1,865	5,968
Peel, Orange.....	„	146	2,015	...	...	...	...	146	2,015
Pens, Chinese.....	<i>Pieces</i>	3,614,182	54,215	78,800	1,182	...	...	3,692,982	55,397
Persimmons, Dried.....	<i>Piculs</i>	129	645	14,662	73,312	...	...	14,791	73,957
Pewterware.....	„	144	6,038	...	...	...	...	144	6,038
Pickles.....	„	16,693	50,078	1	3	...	...	16,694	50,081
Pictures, Paper.....	<i>Pieces</i>	129,564	19,435	...	...	...	...	129,564	19,435
Pigs.....	<i>No.</i>	4,356	37,026	38,297	325,525	18,672	158,712	61,325	521,263
Pipes, Brass and White Metal.....	<i>Pieces</i>	2,103	1,682	...	...	...	...	2,103	1,682
Potash.....	<i>Piculs</i>	4,277	17,109	...	...	...	...	4,277	17,109
Potatoes.....	„	12,805	25,609	...	...	...	...	12,805	25,609
„ Sweet.....	„	2,334	1,867	2,352	1,881	...	...	4,686	3,748
Pottery and Earthenware.....	„	86,690	268,740	49	153	...	...	86,739	268,893
Poultry.....	<i>No.</i>	74,170	22,621	40,010	12,203	360	110	114,540	34,934
Prawns and Shrimps, Dried.....	<i>Piculs</i>	18	381	912	19,308	59	1,243	989	20,932
Preserves.....	„	974	12,176	31	389	...	...	1,005	12,565
Pumeloes, Fresh.....	„	1,447	2,895	...	...	...	...	1,447	2,895
Purses.....	<i>Pieces</i>	63,697	4,631	100	6	...	...	63,797	4,637
Rattan Pith.....	<i>Piculs</i>	13,198	39,592	...	...	...	...	13,198	39,592
Rattans, Split.....	„	654	4,972	...	...	...	...	654	4,972
Rattanware.....	„	95	1,746	...	...	...	...	95	1,746
Resin.....	„	2,640	10,559	54	215	...	...	2,694	10,774
Rice.....	„	28,800	97,920	...	...	...	...	28,800	97,920
Rope, Bamboo.....	„	4,319	17,275	...	...	...	...	4,319	17,275
„ Hemp.....	„	1,301	9,107	...	...	...	...	1,301	9,107
„ Straw.....	„	1,856	3,713	...	...	...	...	1,856	3,713
Rouge.....	„	46	1,104	...	...	...	...	46	1,104
Salt.....	„	...	...	65,364	39,218	...	...	65,364	39,218
Samshu.....	„	81,479	395,545	...	...	...	...	81,479	395,545
„ Medicated.....	„	158	1,892	...	...	...	...	158	1,892
Sauce.....	„	1,300	3,898	19	58	...	...	1,319	3,956
Scales, Money (Hand-scales).....	<i>Pieces</i>	25,119	4,522	...	...	...	...	25,119	4,522
„ with Weights.....	„	4,620	13,860	...	...	...	...	4,620	13,860
Seaweed and Agar-agar.....	<i>Piculs</i>	10	81	265	2,069	...	...	275	2,150
Seed, Bird.....	„	697	2,091	29	88	...	...	726	2,179
„ Cake.....	„	4,959	9,918	44	87	...	...	5,003	10,005
„ Flower and Vegetable.....	„	296	1,777	1	3	...	...	297	1,780
„ Lily Flower, or Lotus-nuts.....	„	49	808	...	...	...	...	49	808

TABLE No. V.—TRADE IN NATIVE PRODUCE.—Exports—Continued.

DESCRIPTION OF GOODS.	Classifier of Quantity.	PASSING STATIONS IN CANTON RIVER ESTUARY.		PASSING EAST COAST STATION.		EXPORTED FROM STATIONS IN MIRS BAY.		TOTAL EXPORTS.	
		Quantity.	Value.	Quantity.	Value.	Quantity.	Value.	Quantity.	Value.
Seed, Melon .....	<i>Piculs</i>	545	4,469	...	...	...	...	545	4,469
" Olive .....	"	357	5,955	8	117	...	...	345	5,172
" Pulp, Melon .....	"	453	7,251	...	...	...	...	453	7,251
" Sesamum .....	"	227	1,295	...	...	...	...	227	1,295
Sharks Fins, Black .....	"	...	...	401	13,076	...	...	401	13,076
" Prepared .....	"	7	656	...	...	...	...	7	656
Shoes, Straw .....	<i>Pairs</i>	259,949	21,315	...	...	...	...	259,949	21,315
" and Boots, Silk and Cotton .....	"	584,935	531,791	6,529	5,977	...	...	591,464	537,768
Shrimp Sauce and Paste .....	<i>Piculs</i>	347	1,908	448	2,462	3	15	798	4,385
Silk, Raw, Wild .....	"	1	240	...	...	...	...	1	240
" Refuse or Waste .....	"	1	47	...	...	...	...	1	47
" Piece Goods .....	"	504	378,321	...	...	...	...	504	378,321
" Embroidery .....	"	102	143,234	...	...	...	...	102	143,234
" and Cotton Mixtures .....	"	162	48,321	...	...	...	...	162	48,321
" Floss .....	"	13	6,948	...	...	...	...	13	6,948
" Tassels .....	"	7	4,039	...	...	...	...	7	4,039
" Fish-lines .....	"	7	2,908	...	...	...	...	7	2,908
" Thread .....	"	77	49,665	...	...	...	...	77	49,665
" Cord .....	"	7	2,974	...	...	...	...	7	2,974
" Ribbons .....	"	18	14,235	...	...	...	...	18	14,235
" Handkerchiefs .....	"	11	9,593	...	...	...	...	11	9,593
Silver Thread, Imitation .....	"	8	1,095	...	...	...	...	8	1,095
Silverware .....	<i>Catties</i>	345	6,071	...	...	...	...	345	6,071
Skin (Fur) Clothing, Sundry .....	<i>Pieces</i>	3,941	1,385	...	...	...	...	3,941	1,385
Soy .....	<i>Piculs</i>	4,468	13,402	...	...	...	...	4,468	13,402
Spectacles .....	<i>Pairs</i>	35,854	5,378	...	...	...	...	35,854	5,378
Stones, Grinding .....	<i>Piculs</i>	4,318	6,477	...	...	...	...	4,318	6,477
Sugar, Brown .....	"	19,363	70,674	5,052	18,440	1,395	5,090	25,810	94,204
" Cane .....	"	296,533	296,533	...	...	...	...	296,533	296,533
" White .....	"	438	2,674	...	...	...	...	438	2,674
Tallow, Animal .....	"	128	1,117	...	...	...	...	128	1,117
Taro .....	"	10,783	10,783	...	...	...	...	10,783	10,783
Tea, Black .....	"	16,860	419,811	205	5,100	2	24	17,067	424,935
" Dust .....	"	308	1,248	...	...	...	...	308	1,248
" Green .....	"	1,002	27,188	3	78	...	...	1,005	27,266
" Stalk .....	"	1,110	7,494	...	...	...	...	1,110	7,494
Teapots in Cases .....	<i>Pieces</i>	47,956	11,989	...	...	...	...	47,956	11,989
Tiles, Floor .....	"	954,794	28,649	...	...	...	...	954,794	28,649
" Roof .....	"	7,783,996	32,691	...	...	...	...	7,783,996	32,691
Timber, Logs, Camphor-wood .....	"	3,778	6,044	25	40	150	240	3,953	6,324
" Hard-wood .....	"	1,804	3,247	...	...	44	79	1,848	3,326
" Planks, Camphor-wood .....	"	3,193	6,705	...	...	649	1,363	3,842	8,068
" Hard-wood .....	"	141	293	...	...	117	243	258	536
" Soft-wood .....	<i>Sq. feet</i>	6,002,572	330,141	...	...	...	...	6,002,572	330,141
Tin-foil .....	<i>Piculs</i>	29	1,767	...	...	...	...	29	1,767
Tinplateware .....	"	453	6,340	6	90	...	...	459	6,430
Tobacco, Leaf .....	"	218	1,736	...	...	...	...	218	1,736
" Prepared .....	"	23,536	531,910	28	636	...	...	23,564	532,546
Tooth-brushes .....	<i>Pieces</i>	297,666	5,953	...	...	...	...	297,666	5,953
Toys .....	<i>Value</i>	...	1,238	...	...	...	...	...	1,238
Turnips, Dried and Salted .....	<i>Piculs</i>	33,266	103,125	10,939	33,912	25	78	44,230	137,115
Umbrellas, Paper .....	<i>Pieces</i>	1,923,009	192,301	8,579	858	...	...	1,931,588	193,159
Vegetables, Dried .....	<i>Piculs</i>	1,803	7,213	838	3,352	...	...	2,641	10,565
" Fresh .....	"	27,492	41,238	25,369	38,054	91	137	52,952	79,429
" Preserved, in Tins .....	"	3,387	60,967	...	...	...	...	3,387	60,967
" Salted .....	"	11,938	23,877	2,021	4,043	11	23	13,970	27,943
Vermicelli and Macaroni .....	"	3,804	31,195	1,536	12,592	10	78	5,350	43,865
Vermilion .....	"	100	10,413	...	...	...	...	100	10,413
Vinegar .....	"	7,613	7,613	115	115	...	...	7,728	7,728
Wheat .....	"	575	1,264	5	10	...	...	580	1,274

TABLE No. V.—TRADE IN NATIVE PRODUCE.—Exports—Continued.

DESCRIPTION OF GOODS.	Classifier of Quantity.	PASSING STATIONS IN CANTON RIVER ESTUARY.		PASSING EAST COAST STATION.		EXPORTED FROM STATIONS IN MIRS BAY.		TOTAL EXPORTS.	
		Quantity.	Value.	Quantity.	Value.	Quantity.	Value.	Quantity.	Value.
Wood, Coffin.....	<i>Pieces</i>	5,675	<i>Hk. Ts</i> 11,350	...	...	...	...	5,675	11,350
„ Fragrant.....	<i>Piculs</i>	66	2,307	3	91	...	...	69	2,398
„ Poles.....	<i>Pieces</i>	482,645	279,934	...	...	...	...	482,645	279,934
Wooden Boxes.....	„	48,148	4,567	...	...	...	...	48,148	4,567
„ Chopping-blocks.....	<i>Piculs</i>	2,085	7,296	...	...	...	...	2,085	7,296
„ Combs.....	„	296	5,927	...	...	...	...	296	5,927
„ Mills.....	<i>Pieces</i>	1,967	5,114	...	...	...	...	1,967	5,114
Woodware.....	<i>Piculs</i>	4,936	84,410	...	...	...	...	4,936	84,410
Yams.....	„	4,985	8,972	...	...	...	...	4,985	8,972
Yeast.....	„	4,864	14,593	...	...	62	186	4,926	14,779
Sundries, Unenumerated.....	<i>Value</i>	...	19,216	...	598	...	397	...	20,211
TOTAL.....	<i>Hk. Ts</i>	.....	13,904,543	.....	1,785,737	.....	200,610	.....	15,890,890

## SUMMARY.

EXPORTED TO HONGKONG FROM THE FOLLOWING DISTRICTS OR PLACES.		PASSING STATIONS IN CANTON RIVER ESTUARY.	PASSING EAST COAST STATION.	EXPORTED FROM STATIONS IN MIRS BAY.	TOTAL EXPORTS TO HONGKONG.
		<i>Hk. £s</i>	<i>Hk. £s</i>	<i>Hk. £s</i>	<i>Hk. £s</i>
浙	江 Chehkiang.....	...	2,717	...	2,717
福	建 Fuhkien.....	...	57,601	...	57,601
黃	岡 Wongkong.....	...	3,123	...	3,123
東	隴 Tunglung.....	...	157,799	...	157,799
汕	頭 Swatow.....	...	144,251	...	144,251
神	泉 Shantsun.....	...	38,335	...	38,335
陸	豐 Lukfung.....	...	127	...	127
甲	子 Kaptsz.....	...	267,039	...	267,039
碣	石 Kitshik.....	...	71,912	...	71,912
烏	琢 Uhom.....	...	26,510	...	26,510
湖	東 Utung.....	...	20,207	...	20,207
海	豐 Hoifung.....	...	46,463	...	46,463
長	沙 Cheungsha.....	...	466,863	...	466,863
汕	尾 Shanmi.....	...	157,290	...	157,290
歸	善 Kwaishin.....	...	29,170	...	29,170
凹	頭 Antow.....	...	54,904	...	54,904
稔	山 Namshan.....	...	12,613	...	12,613
平	海 Pinghoi.....	...	198,884	...	198,884
大	洲 Taichow.....	...	8,178	...	8,178
淡	水 Tamshui.....	...	93	...	93
增	城 Tsangshing.....	46,923	...	...	46,923
新	塘 Santong.....	105,351	...	...	105,351
番	禺 Punu.....	246,329	...	...	246,329
沙	灣 Shawan.....	3,709	...	...	3,709
南	海 Namhoi.....	300	...	...	300
廣東省	城 Canton.....	6,069,204	...	...	6,069,204
佛	山 Fatshan.....	23	...	...	23
石	灣 Shikwan.....	413,890	...	...	413,890
東	莞 Tungkun.....	134,079	...	...	134,079
石	龍 Shiklung.....	252,231	...	...	252,231
太	平 Taiping.....	1,119,437	...	...	1,119,437
東	莞 Tungkunshing.....	774,799	...	...	774,799
順	德 Shuntak.....	2,661	...	...	2,661
陳	村 Chantsun.....	4,256,895	...	...	4,256,895
香	山 Heungshan.....	25,940	...	...	25,940
下	欄 Hachak.....	1,037	...	...	1,037
南	蘭 Namlong.....	962	...	...	962
石	岐 Shikki.....	164,882	...	...	164,882

## SUMMARY—Continued.

EXPORTED TO HONGKONG FROM THE FOLLOWING DISTRICTS OR PLACES.		PASSING STATIONS IN CANTON RIVER ESTUARY.	PASSING EAST COAST STATION.	EXPORTED FROM STATIONS IN MIRS BAY.	TOTAL EXPORTS TO HONGKONG.
		<i>Hk. Tls</i>	<i>Hk. Tls</i>	<i>Hk. Tls</i>	<i>Hk. Tls</i>
新	安 Sanon.....	98,794	10,100	...	108,894
茅	洲 Mauchow.....	15,314	...	...	15,314
南	頭 Namtow.....	18,702	...	...	18,702
西	鄉 Saiheung.....	48,623	...	...	48,623
深	圳 Shamchun.....	104,458	...	...	104,458
沙	頭角 Shatowkok.....	...	...	26,577	26,577
沙	魚涌 Shaüchung.....	...	...	174,033	174,033
大	鵬 Taipang.....	...	11,558	...	11,558
TOTAL NATIVE EXPORTS.... <i>Hk. Tls</i>		13,904,543	1,785,737	200,610	15,890,890

TABLE No. VI.—TRANSIT TRADE.

*Nil.*

TABLE No. VII.—DUTIES.

a.—Duties paid under each Flag, for the Year ended 31st December 1904.

FLAG.	IMPORT.	EXPORT.	COAST TRADE.	TONNAGE.	TRANSIT.	OPIUM LIKIN.	TOTAL.
	<i>Hk. \$m.c.c.</i>	<i>Hk. \$m.c.c.</i>	<i>Hk. \$m.c.c.</i>	<i>Hk. \$m.c.c.</i>	<i>Hk. \$m.c.c.</i>	<i>Hk. \$m.c.c.</i>	<i>Hk. \$m.c.c.</i>
Chinese .....	100,750.8.3.2	16,140.8.1.2	...	...	...	...	116,891.6.4.4
On Opium.....	18,872.3.8.2	...	...	...	...	50,326.3.5.0	69,198.7.3.2
TOTAL.....	119,623.2.1.4	16,140.8.1.2	...	...	...	50,326.3.5.0	186,090.3.7.6
FLAG.	IMPORT LIKIN.	EXPORT LIKIN.	IMPORT CHING-FEI.	EXPORT CHING-FEI.	TOTAL.	GRAND TOTAL.	
	<i>Local \$m.c.c.</i>	<i>Local \$m.c.c.</i>	<i>Local \$m.c.c.</i>	<i>Local \$m.c.c.</i>	<i>Local \$m.c.c.</i>	<i>\$s m.c.c.</i>	
Chinese .....	86,115.2.5.5	17,963.5.7.2	23,562.4.7.5	1,691.0.3.6	129,332.3.3.8	246,223.9.8.2	
On Opium.....	...	...	...	...	...	69,198.7.3.2	
TOTAL.....	86,115.2.5.5	17,963.5.7.2	23,562.4.7.5	1,691.0.3.6	129,332.3.3.8	315,422.7.1.4	

b.—Comparative Table of Duties collected, for the Years 1895 to 1904.

YEARS.	IMPORT (exclusive of Opium).	EXPORT (exclusive of Opium).	COAST TRADE (exclusive of Opium).	OPIUM (Import, Export, and Coast Trade).	TONNAGE.	TRANSIT.	OPIUM LIKIN.	TOTAL.
	<i>Hk. \$m.c.c.</i>	<i>Hk. \$m.c.c.</i>	<i>Hk. \$m.c.c.</i>	<i>Hk. \$m.c.c.</i>	<i>Hk. \$m.c.c.</i>	<i>Hk. \$m.c.c.</i>	<i>Hk. \$m.c.c.</i>	<i>Hk. \$m.c.c.</i>
1895.....	148,843.3.2.2	19,380.1.3.5	...	15,929.4.7.5	...	...	42,478.6.0.0	226,631.5.3.2
1896.....	141,628.7.7.4	36,850.1.5.6	...	12,457.8.4.9	...	...	33,220.9.3.0	224,157.7.0.9
1897.....	145,487.8.0.8	30,594.7.4.7	...	14,135.3.4.4	...	...	37,694.2.5.0	227,912.1.4.9
1898.....	111,849.5.9.2	21,669.7.6.0	...	11,596.3.1.3	...	...	30,923.5.0.0	176,039.1.6.5
1899.....	98,437.0.3.1	16,389.4.9.8	...	15,442.3.6.9	...	...	41,179.6.5.0	171,448.5.4.8
1900.....	74,095.4.7.4	22,867.9.3.4	...	13,770.0.7.5	...	...	36,720.2.0.0	147,453.6.8.3
1901.....	83,061.8.0.0	28,915.7.2.6	...	20,578.6.6.9	...	...	54,876.4.5.0	187,432.6.4.5
1902.....	90,962.4.6.1	19,769.8.1.8	...	27,262.7.6.3	...	...	72,700.7.0.0	210,695.7.4.2
1903.....	98,614.3.4.8	14,924.4.5.4	...	21,979.5.0.0	...	...	58,612.0.0.0	194,130.3.0.2
1904.....	100,750.8.3.2	16,140.8.1.2	...	18,872.3.8.2	...	...	50,326.3.5.0	186,090.3.7.6
YEARS.	IMPORT LIKIN.	EXPORT LIKIN.	IMPORT CHING-FEI.	EXPORT CHING-FEI.	TOTAL.	GRAND TOTAL.		
	<i>Local \$m.c.c.</i>	<i>Local \$m.c.c.</i>	<i>Local \$m.c.c.</i>	<i>Local \$m.c.c.</i>	<i>Local \$m.c.c.</i>	<i>\$s m.c.c.</i>		
1895.....	85,694.1.1.5	52,928.6.0.7	177,306.6.2.3	...	315,929.3.4.5	542,560.8.7.7		
1896.....	91,128.0.8.0	59,575.3.1.4	204,341.7.2.2	...	355,045.1.1.6	579,202.8.2.5		
1897.....	103,864.2.0.9	58,433.6.5.7	127,568.0.1.2	3,923.4.1.2	293,789.2.9.0	521,701.4.3.9		
1898.....	102,296.5.1.9	54,277.0.2.0	56,136.8.1.7	5,673.0.3.7	218,383.3.9.3	394,422.5.5.8		
1899.....	103,766.8.5.4	53,091.0.6.1	51,906.5.9.8	2,877.7.0.2	211,642.2.1.5	383,090.7.6.3		
1900.....	92,837.3.7.6	37,647.4.8.1	68,272.2.8.7	3,813.5.3.6	202,570.6.8.0	350,024.3.6.3		
1901.....	104,325.9.6.1	28,772.0.9.6	81,526.9.4.8	2,392.7.6.7	217,017.7.7.2	404,450.4.1.7		
1902.....	91,991.5.7.1	21,934.9.5.3	29,354.5.8.6	2,099.5.8.4	145,380.6.9.4	356,076.4.3.6		
1903.....	86,686.5.3.5	19,242.3.9.2	24,920.8.9.0	1,820.4.7.6	132,670.2.9.3	326,800.5.9.5		
1904.....	86,115.2.5.5	17,963.5.7.2	23,562.4.7.5*	1,691.0.3.6	129,332.3.3.8	315,422.7.1.4		

\* Ching-fei on Coal..... *Local \$s* 13,116.1.2.6  
 " " Cotton and Yarn..... " 118.0.8.1  
 " " Kerosene Oil..... " 7,689.2.1.8  
 " " Matches..... " 638.9.9.3  
 " " Piece Goods..... " 695.1.7.4  
 " " Wax..... " 1,304.8.8.3



## B.—SPECIAL TABLES.

TABLE No. 1a.—IMPORT TRADE.

Comparative Table of the principal Articles of Net Foreign Import,  
for the Years 1899 to 1904.

DESCRIPTION OF GOODS.	Classifier of Quantity.	1899.	1900.	1901.	1902.	1903.	1904.
<b>OPIUM.</b>							
Benares .....	<i>Piculs</i>	9	7	10	2	...	...
Malwa .....	"	339	289	432	389	383	373
Patna .....	"	167	162	244	513	341	254
Persian .....	"	...	...	...	4	3	2
<b>COTTON GOODS.</b>							
Shirtings, Grey, Plain .....	<i>Pieces</i>	826	335	696	351	794	818
" White .....	"	2,380	1,748	2,146	2,465	1,734	1,552
Drills, American and English .....	"	1,948	346	391	199	165	185
T-Cloths .....	"	1,751	937	1,717	1,391	1,265	1,375
Cambries, Lawns, and Muslins .....	"	272	82	111	181	111	247
Chintzes and Plain Cotton Prints .....	"	1,251	144	195	148	263	335
Cotton Italians, Plain and Figured .....	"	81	63	171	64	44	172
Dyed Shirtings, Figured .....	"	319	85	181	37	119	68
" " Plain .....	"	2,512	930	999	744	650	360
Velvets .....	{ <i>Yards</i>	87	38	42	34	97	...
Cotton Yarn, Indian .....	<i>Piculs</i>	133,168	144,558	146,152	19,140	402	690
" Thread .....	{ <i>Gross</i>	156	150	199	438	653	48,676
<b>WOOLLEN AND COTTON MIXTURES.</b>							
Lustres and Orleans, Plain and Figured {	<i>Pieces</i>	184	99	38	10	45	...
	<i>Yards</i>	...	...	...	...	...	1,273
<b>WOOLLEN GOODS.</b>							
Camlets, English .....	<i>Pieces</i>	81	146	50	16	26	31
Cloth, Broad, Medium, and Habit .....	{ <i>Yards</i>	44	1	8	6	11	...
Lastings .....	<i>Pieces</i>	39	75	42	18	25	26
Long Ells .....	"	107	45	57	51	53	53
Spanish Stripes .....	{ <i>Yards</i>	27	9	8	16	18	...
		...	...	...	...	...	140
<b>METALS.</b>							
Brass and Yellow Metal, Sheets .....	<i>Piculs</i>	9,699	7,713	10,435	11,804	10,765	5,653
" " " Old .....	"	11,640	9,450	10,257	9,758	9,963	7,120
Copper, Sheets and Plates .....	"	98	640	58	172	66	191

Comparative Table of the principal Articles of Net Foreign Import—*Continued.*

DESCRIPTION OF GOODS.	Classifier of Quantity.	1899.	1900.	1901.	1902.	1903.	1904.
Copper, Old.....	<i>Piculs</i>	314	8	...	164	132	361
Iron, Bars.....	"	44,608	27,075	29,684	24,460	19,895	18,606
" Hoops.....	"	6,417	3,506	4,364	3,634	3,220	1,339
" Nail-rod.....	"	40,910	31,236	42,482	41,252	27,638	20,830
" Pig.....	"	5,393	4,848	3,232	8,066	3,937	4,154
" Sheets and Plates.....	"	14,321	9,773	7,945	5,975	9,592	5,653
" Wire.....	"	7,304	4,588	8,155	9,512	4,481	1,096
" Unclassed.....	"	941	1,324	1,053	1,299	1,077	1,272
" Old.....	"	72,577	56,751	64,065	44,455	32,956	31,577
Lead, in Pigs and Bars.....	"	40,052	28,574	38,404	5,628	761	355
Steel, Bars.....	"	2,677	2,158	2,602	2,776	1,862	751
Tin, Slabs.....	"	1,913	2,159	1,538	773	277	192
Tinned Plates.....	"	3,973	2,846	4,275	2,156	1,217	133
SUNDRIES.							
Awabi.....	<i>Piculs</i>	1,841	1,032	895	1,463	1,331	590
Betel-nuts.....	"	11,156	7,391	8,351	7,795	11,930	8,565
Bicho de Mar.....	"	3,457	3,281	2,551	4,976	3,268	1,831
Bran, Rice.....	"	1,663,922	1,457,193	1,743,540	1,754,304	1,804,502	2,311,658
Coal.....	<i>Tons</i>	72,688	116,830	111,876	117,391	137,761	140,847
Cotton, Raw, Indian.....	<i>Piculs</i>	12,469	9,249	20,793	5,694	1,032	460
Cuttle-fish.....	"	1,877	1,037	4,590	12,651	9,602	15,479
Fish, Salt.....	"	3,470	6,410	12,898	9,340	7,811	6,505
Flour.....	"	31,747	19,419	28,290	31,336	24,762	24,680
Glass, Window.....	<i>Boxes</i>	2,909	1,420	1,697	1,058	799	400
Ground-nuts.....	<i>Piculs</i>	80,228	83,804	82,562	56,462	70,733	98,894
Matches, Wood, Japan.....	<i>Gross</i>	75,759	27,224	19,338	49,514	64,557	47,695
Oil, Kerosene, American.....	<i>Gallons</i>	3,785,175	5,241,960	6,654,473	2,755,220	3,527,195	1,891,245
" " Russian.....	"	2,220,940	4,057,140	4,245,791	884,560	701,435	687,995
" " Sumatra.....	"	1,503,560	2,641,195	4,316,650	770,280	691,090	994,550
Pepper, Black and White.....	<i>Piculs</i>	585	596	614	1,932	2,628	2,949
Prawns and Shrimps, Dried.....	"	521	160	321	653	452	472
Raisins.....	"	2,599	2,300	1,995	1,575	2,412	2,117
Rattans.....	"	26,625	30,026	24,059	33,602	23,831	17,406
Rice.....	"	4,569,196	4,535,158	3,576,489	4,768,416	1,623,983	2,223,354
" Paddy.....	"	1,013,146	484,620	11,765	452,987	233,447	94,756
Salt.....	"	106,877	207,935	93,830	92,344	122,577	36,664
Saltpetre.....	"	46,842	53,406	58,319	66,374	56,093	57,075
Sandalwood.....	"	15,358	11,946	15,721	16,747	11,629	15,821
Sapanwood.....	"	14,623	18,787	17,886	10,398	17,640	13,266
Sharks Fins, Black and White.....	"	2,494	2,103	2,656	2,789	3,154	2,946
Sugar, White.....	"	23,581	14,673	44,515	53,364	44,339	28,284
Sulphur.....	"	9,537	10,083	10,495	12,917	14,141	18,520
Timber, Beams, Hard-wood.....	<i>Pieces</i>	15,324	14,627	20,372	13,983	10,918	...
	<i>Cub. ft.</i>	...	...	...	...	...	290,435
Varnish.....	<i>Piculs</i>	2,466	3,217	2,624	2,641	3,062	2,678
Wood, Red and Rose.....	"	33,064	41,600	38,006	56,592	49,095	39,977

TABLE No. 16.—IMPORT TRADE, CHINA TO CHINA.

Comparative Table of the principal Articles of Import, China to China,  
for the Years 1899 to 1904.

DESCRIPTION OF GOODS.	Classifier of Quantity.	1899.	1900.	1901.	1902.	1903.	1904.
Bags, Grass and Straw .....	<i>Pieces</i>	41,630	144,500	120,707	18,370	52,062	99,565
Bamboo, Split .....	<i>Piculs</i>	41,029	37,261	44,259	35,273	32,189	30,037
Bricks and Tiles .....	<i>Pieces</i>	302,550	646,150	913,030	1,010,858	807,426	1,090,452
Chinaware, Coarse .....	<i>Piculs</i>	427	5,261	14,055	34,353	27,256	41,748
Cloth, Native (Nankeens) .....	"	129	836	1,226	1,394	1,879	4,219
Cuttle-fish .....	"	4,711	3,152	2,130	2,163	1,569	2,902
Firewood .....	"	23,172	28,114	22,611	30,501	19,597	14,881
Fish, Dried and Salt .....	"	977	2,242	3,498	1,746	2,013	1,587
" in Brine .....	"	30,544	22,683	26,577	37,433	29,284	47,056
Fruits, Fresh, Unclassed .....	"	222	12,065	15,314	12,149	25,238	8,248
Grasscloth .....	"	464	75	82	177	116	86
Ground-nut Cake .....	"	4,268	...	705	3,599	1,982	3,091
Hemp .....	"	621	2,103	672	706	752	733
Mats, Packing .....	<i>Pieces</i>	3,272,147	2,771,173	3,320,030	2,408,669	1,765,164	1,731,345
Paper, 2nd Quality .....	<i>Piculs</i>	282	1,099	21,477	5,839	2,831	2,860
" Joss .....	"	6,870	8,076	8,683	6,674	6,887	5,780
Pigs .....	<i>No.</i>	1,377	6,847	6,167	6,199	4,294	3,234
Salt .....	<i>Piculs</i>	2,115,839	2,413,618	3,311,934	2,492,773	1,722,865	2,557,318
Samshu .....	"	1,812	897	352	420	184	276
Shoes and Boots, Silk and Cotton .....	<i>Pairs</i>	2,808	21,343	48,880	71,885	53,839	36,139
Silk Piece Goods .....	<i>Piculs</i>	8	47	63	124	50	60
Tobacco, Leaf .....	"	199	1,427	2,421	2,020	2,507	1,554
Turnips, Dried and Salted .....	"	470	2,933	3,617	3,017	1,704	2,772
Vegetables, Dried and Salted .....	"	13,927	11,249	11,217	17,068	10,961	11,193
Wood, Poles .....	<i>Pieces</i>	47,529	68,629	84,093	71,775	59,825	79,398

TABLE No. 2.—

Table showing the Destinations of the principal Articles of Foreign and Native

DISTRICTS.	Shirtings, Grey, Plain.	Shirtings, White, Plain.	T.Cloths.	Dyed Shirtings, Plain and Figured.	Cotton Yarn.	Iron, Bars.	Iron, Nail-rod.	Iron, Old.	Tinned Plates.	Yellow Metal, Sheets.	Bran, Rice.
	<i>Pieces.</i>	<i>Pieces.</i>	<i>Pieces.</i>	<i>Pieces.</i>	<i>Piculs.</i>	<i>Piculs.</i>	<i>Piculs.</i>	<i>Piculs.</i>	<i>Piculs.</i>	<i>Piculs.</i>	<i>Piculs.</i>
Fukien (福建), chiefly to Chiun (詔安).....	...	...	...	...	...	...	...	575	...	...	...
Chinghoi (澄海), chiefly to Tunglung (東隴) and Swatow (汕頭).....	...	...	...	...	...	...	...	...	...	...	...
Wailoi (惠來), chiefly to Tungkong (東港) and Shantsun (神泉).....	...	...	20	...	...	...	76	...	...	...	...
Lukfung (陸豐), chiefly to Kaptz (甲子), Kitshik (碣石), and Uhom (烏墩).....	...	...	...	...	...	55	1,010	1,169	5	...	6
Hoifung (海豐), chiefly to Shanmi (汕尾) and Cheungsha (長沙).....	...	...	1	1	...	73	873	726	27	2	12
Kwaishin (歸善), chiefly to Autow (凹頭) and Namshan (稔山).....	720	411	287	193	31	50	196	276	1	...	5
Tsangshing (增城), chiefly to Santong (新塘).....	...	...	6	4	81	4	...	61	...	...	...
Punu (番禺), chiefly to Shawan (沙灣)	...	...	...	...	...	...	...	...	...	...	...
Namhoi (南海), chiefly to Kowkong (九江), Shikwan (石灣), and Fatshan (佛山).....	...	...	...	...	...	52	503	6,323	15	...	415
Canton (廣東省城).....	...	19	4	25	564	15,251	12,146	3,540	7	5,651	2,086,396
Tungkun (東莞), chiefly to Tungkun- shing (東莞城), Shiklung (石龍), and Taiping (太平).....	39	849	874	33	...	1,825	4,792	6,723	4	...	1,149
Shuntak (順德), chiefly to Chantsun (陳村).....	...	...	...	...	...	321	236	5,439	61	...	207,527
Heungshan (香山), chiefly to Shikki (石岐), Hachak (下欄), and Namlong (南朗).....	17	2	27	22	2	795	721	5,720	3	...	15,006
Sanon (新安), chiefly to Shamchun (深圳), Shaichung (沙魚涌), and Shatowkok (沙頭角).....	42	271	156	150	12	180	277	1,025	10	...	492
Sanui (新會), chiefly to Kongmoon (江門).....	...	...	...	...	...	...	...	...	...	...	650
TOTAL.....	818	1,552	1,375	428	690	18,606	20,830	31,577	133	5,653	2,311,658

## IMPORT TRADE.

Produce imported into China during the Year ended 31st December 1904.

Cloth, Native, (Nan- keens).	Cotton, Raw, Indian.	Cuttle- fish.	Fish, Dried and Salt.	Flour, Wheat.	Gambier, False (Dye-root).	Medicines.	Oil, Kerosene.	Pigs.	Rattans, Whole and Split.	Rice and Paddy.	Silk Piece Goods.	Timber of all kinds.	Vermicelli and Macaroni.	Wood of all kinds.
<i>Piculs.</i>	<i>Piculs.</i>	<i>Piculs.</i>	<i>Piculs.</i>	<i>Piculs.</i>	<i>Piculs.</i>	<i>Piculs.</i>	<i>Gallons.</i>	<i>No.</i>	<i>Piculs.</i>	<i>Piculs.</i>	<i>Piculs.</i>	<i>Value, Hk. \$s.</i>	<i>Piculs.</i>	<i>Value, Hk. \$s.</i>
...	...	...	48	...	...	...	...	...	38	...	...	17	...	...
...	...	...	...	...	...	...	...	...	22	...	...	29	...	...
...	...	...	...	32	...	...	19,250	...	6	...	...	52	...	...
...	...	...	661	737	11	68	336,940	...	188	3,802	1	94	22	738
4	44	66	448	294	91	431	387,065	...	293	1,111	...	235	114	35
88	124	52	1,023	501	215	287	201,850	...	89	9,711	...	56	604	...
...	2	648	37,858	6	...	107	50,930	...	21	...	...	...	1,180	...
...	...	...	2	...	...	3	...	...	...	...	...	16	...	...
...	...	...	...	...	...	4	...	...	...	3,410	...	...	...	...
107	71	12,238	68,777	2	56	4,219	1,202,730	95	9,224	2,036,779	12	235,892	454	260,388
12	15	1,698	48,837	208	1,481	6,096	28,285	1,515	3,700	22,098	...	142	4,806	2
11	3	296	44,884	2	25,083	965	556,205	128	3,686	161,168	2	...	4,988	24,294
13	50	191	7,396	12,148	4,174	293	549,630	42	54	39,287	...	2,226	844	...
70	151	290	29,863	6,373	186	1,073	240,905	871	85	39,128	...	389	1,041	...
...	...	...	...	...	...	...	...	...	...	1,616	...	...	...	...
305	460	15,479	239,797	20,303	31,297	13,546	3,573,790	2,651	17,406	2,318,110	15	239,148	14,053	285,457

TABLE No. 3.—EXPORT TRADE.

Comparative Table of the principal Articles of Export, for the Years 1899 to 1904.

DESCRIPTION OF GOODS.	Classifier of Quantity.	1899.	1900.	1901.	1902.	1903.	1904.
Bags, Gunny, Old.....	<i>Pieces</i>	4,270,233	3,076,242	5,183,815	4,095,459	6,246,125	5,119,282
Bamboo Baskets.....	<i>Val., Hk. Pcs</i>	41,789	44,668	50,048	62,815	71,306	48,073
„ Split, Leaf, etc.....	<i>Piculs</i>	56,617	59,463	58,555	60,245	58,331	45,815
Beancurd.....	„	13,660	12,539	11,066	10,763	11,832	10,910
Brassware.....	„	3,315	3,317	3,054	2,898	2,903	1,898
Bricks, Blue.....	<i>Mille</i>	2,114	5,195	8,813	667	168	335
„ Red.....	„	33,762	60,877	105,137	61,969	53,277	48,832
Bristles.....	<i>Piculs</i>	7,619	7,595	6,990	7,690	5,644	4,313
Canes.....	<i>Pieces</i>	8,937,181	14,154,293	8,474,941	8,092,920	7,202,681	10,740,440
Cassia Lignea.....	<i>Piculs</i>	63,097	59,179	53,248	24,176	22	12
Cattie.....	<i>Head</i>	5,683	6,170	5,883	8,556	13,968	16,373
China ware, Coarse.....	<i>Piculs</i>	91,791	85,735	87,137	88,122	68,163	40,014
„ Fine.....	„	10,006	10,292	11,210	14,190	20,528	8,297
Cloth, Native (Nankeens).....	„	3,362	3,343	3,871	2,887	2,992	2,289
Clothing, Cotton.....	„	929	847	749	560	479	431
„ Silk.....	„	892	801	702	544	342	213
Cuttle-fish.....	„	6,468	6,357	4,450	4,632	2,938	3,960
Eggs, Fresh.....	<i>Pieces</i>	11,844,447	9,401,029	7,820,767	8,096,884	6,387,300	5,616,470
Fans, Palm-leaf, Trimmed.....	„	8,982,685	5,419,293	5,103,290	3,515,382	1,624,301	169,693
„ „ Untrimmed.....	„	24,978,427	3,478,615	5,510,655	3,366,625	2,349,965	47,794
Feathers, Duck, Fowl, etc.....	<i>Piculs</i>	26,022	25,826	13,061	23,960	18,245	24,552
Fire-crackers and Fireworks.....	„	118,535	98,144	111,738	86,063	88,936	78,688
Firewood.....	„	984,298	884,265	995,217	965,812	980,056	695,386
Fish, Dried and Salt.....	„	36,394	9,411	12,260	15,213	10,442	16,322
„ in Brine.....	„	2,503	1,442	1,546	374	152	539
Flowers, Artificial.....	„	247	272	224	179	155	148
Fruits, Fresh, Unclassed.....	„	44,598	31,647	35,514	38,330	37,518	39,114
Furniture.....	<i>Val., Hk. Pcs</i>	59,082	68,827	66,007	60,510	58,677	41,754
Garlic.....	<i>Piculs</i>	45,546	34,694	36,869	42,485	38,792	33,930
Glass or Vitrified Ware.....	„	3,985	4,418	4,517	4,636	4,001	3,604
Grasscloth, Fine.....	„	237	174	190	166	115	118
Hemp Twine and Thread.....	„	5,396	4,507	5,058	5,786	4,976	4,819
Horns, Cow and Buffalo.....	„	1,256	1,871	1,975	2,342	1,404	987
Ink, China.....	„	767	888	956	1,054	867	655
Joss Sticks.....	„	20,955	19,616	18,238	16,570	16,009	10,395
Joss-stick Powder.....	„	14,945	11,879	10,517	9,733	6,369	5,665
Lard.....	„	9,811	10,916	7,429	20,347	20,055	16,567
Leather Trunks.....	„	1,563	1,105	1,195	1,188	1,255	866

Comparative Table of the principal Articles of Export—Continued.

DESCRIPTION OF GOODS.	Classifier of Quantity.	1899.	1900.	1901.	1902.	1903.	1904.
Mats, Packing .....	<i>Pieces</i>	9,451,160	4,106,748	5,316,840	4,914,095	4,995,638	4,057,027
"  Straw .....	"	333,287	208,496	76,261	88,899	168,193	288,589
Matting .....	<i>Rolls</i>	407,869	409,983	409,128	219,001	116,903	78,585
Meats, Dried and Salted .....	<i>Piculs</i>	6,402	3,864	5,203	5,752	4,849	4,362
Medicine Pills .....	"	1,800	1,907	1,844	1,999	1,914	1,550
Medicines .....	"	4,065	4,784	4,865	4,514	3,765	2,963
Oil, Ground-nut .....	"	13,401	14,226	16,282	18,260	10,873	12,518
"  Wood .....	"	1,252	2,155	625	184	387	212
Oranges, Fresh .....	"	4,612	6,326	927	861	609	714
Oysters, Dried .....	"	1,980	873	1,221	1,841	969	1,168
Paper, 1st Quality .....	"	7,786	16,743	14,686	9,787	6,628	4,952
"  2nd " .....	"	73,282	50,298	46,410	37,935	36,079	41,563
"  Joss .....	"	29,590	28,609	29,230	31,006	25,184	19,604
Persimmons, Dried .....	"	21,585	16,493	16,070	8,431	13,813	14,791
Pickles .....	"	4,040	7,352	9,872	7,883	7,259	16,694
Pigs .....	<i>No.</i>	39,800	49,240	61,432	61,028	56,267	61,325
Pottery, Earthenware .....	<i>Piculs</i>	105,738	87,802	83,410	106,067	109,183	86,739
Poultry .....	<i>No.</i>	147,766	144,129	82,013	104,718	87,775	114,540
Rice .....	<i>Piculs</i>	6,820	38,401	37,376	44,445	19,752	28,800
Salt .....	"	283,990	425,390	258,562	481,149	343,683	65,364
Samsu .....	"	87,860	90,383	100,690	102,384	76,849	81,479
Shoes and Boots, Silk and Cotton .....	<i>Pairs</i>	889,038	774,778	826,879	884,978	586,060	591,464
Silk, Raw, White .....	<i>Piculs</i>	2,309	964	1,742	219	1	...
"  "  Wild .....	"	1,296	862	1,036	266	...	1
"  Piece Goods .....	"	3,983	3,349	3,734	1,478	650	504
"  Embroidery .....	"	170	214	255	227	155	102
"  and Cotton Mixtures .....	"	374	334	310	271	259	162
"  Thread .....	"	254	307	253	135	98	77
"  Handkerchiefs .....	"	132	107	103	50	17	11
Sugar, Brown .....	"	326,630	249,854	221,049	41,952	20,820	25,810
"  Candy .....	"	1,202	118	...	8	7	...
"  Cane .....	"	156,548	194,982	115,065	217,228	236,998	296,533
"  White .....	"	9,625	4,975	517	775	171	438
Tea, Black .....	"	50,688	43,745	40,594	17,882	19,388	17,067
Timber, Planks, Soft-wood .....	<i>Sq. feet</i>	8,863,097	10,635,050	11,411,019	9,454,372	9,388,877	6,002,572
Tin-foil .....	<i>Piculs</i>	393	203	389	225	53	29
Tobacco, Leaf .....	"	9,445	756	566	350	319	218
"  Prepared .....	"	34,428	25,846	28,358	27,268	27,034	23,564
Turnips, Dried and Salted .....	"	29,102	33,441	40,576	40,851	38,091	44,230
Umbrellas, Paper (Kittysols) .....	<i>Pieces</i>	1,933,940	1,898,275	2,167,564	2,142,331	2,429,934	1,931,588
Vegetables, Fresh .....	<i>Piculs</i>	73,866	70,966	55,862	54,279	48,122	52,952
Wood, Poles .....	<i>Pieces</i>	438,669	677,755	962,586	521,165	512,914	482,645

TABLE No. 4.—

Table showing the Districts from which the principal Articles of Native

DISTRICTS.	Bags.	Bricks.	Cassia.	China-ware, Coarse.	China-ware, Fine.	Cloth, Native (Nankeens).	Clothing, Silk.	Fans, Palm-leaf.	Fire- crackers and Fireworks.	Firewood.
	<i>Mulle.</i>	<i>Mulle.</i>	<i>Piculs.</i>	<i>Piculs.</i>	<i>Piculs.</i>	<i>Piculs.</i>	<i>Piculs.</i>	<i>Mulle.</i>	<i>Piculs.</i>	<i>Piculs.</i>
Fuhkien (福建), chiefly from Chiunon (詔安).....	...	...	...	...	...	...	...	...	...	...
Juping (饒平), chiefly from Wongkong (黃岡).....	...	...	...	227	...	...	...	...	...	...
Chinghoi (澄海), chiefly from Swatow (汕頭) and Tunglung (東隴).....	...	...	...	25,835	565	...	...	...	...	...
Wailoi (惠來), chiefly from Shantsun (神泉).....	...	...	...	...	...	...	...	...	...	...
Lukfung (陸豐), chiefly from Kaptsz (甲子), Kitshik (碣石), and U'hom (烏壩).....	...	...	...	...	...	2	...	...	...	150
Hoifung (海豐), chiefly from Shanmi (汕尾) and Cheungsha (長沙).....	...	...	...	...	...	314	...	...	...	352
Kwaishin (歸善), chiefly from Pinghoi (平海), Autow (凹頭), and Namshan (稔山).....	...	30	...	...	...	1	...	...	502	27,015
Tsangshing (增城), only from Santong (新塘).....	1	9,864	...	...	...	1	...	...	528	140
Punu (番禺), chiefly from Shawan (沙灣).....	...	21,832	...	...	...	...	...	...	...	70
Namhoi (南海), chiefly from Shikwan (石灣).....	...	50	...	5,287	3,315	...	...	...	...	58
Canton (廣東省城).....	5,531	141	12,767	2,141	3,493	620	182	213	6,681	588,469
Tungkun (東莞), chiefly from Tungkunshing (東莞城), Shiklung (石龍), and Taiping (太平).....	24	16,749	...	3,301	...	38	...	2	44,695	15,570
Shuntak (順德), chiefly from Chantsun (陳村).....	186	392	...	3,223	924	1,289	30	2	26,279	869
Heungshan (香山), chiefly from Shikki (石岐).....	74	3	...	...	...	23	...	...	...	215
Sanon (新安), chiefly from Shamclun (深圳), Shaichung (沙魚涌), and Saiheung (西鄉).....	5	106	...	...	...	1	1	...	3	62,480
TOTAL.....	5,821	49,167	12,767	40,014	8,297	2,289	213	172	78,688	695,385



## EXPORT TRADE.

Produce were exported to Hongkong during the Year ended 31st December 1904.

Fish, Dried and Salt.	Fruits, Fresh.	Grasscloth.	Hemp Twine and Thread.	Joss Sticks.	Mats, Packing.	Mats, Straw.	Medicine Pills.	Paper, 1st Quality.	Paper, and Quality.	Pigs.	Pottery, Earthen- ware.	Saushu.	Shoes and Boots.
<i>Piculs.</i>	<i>Piculs.</i>	<i>Piculs.</i>	<i>Piculs.</i>	<i>Piculs.</i>	<i>Mulle.</i>	<i>Mulle.</i>	<i>Piculs.</i>	<i>Piculs.</i>	<i>Piculs.</i>	<i>No.</i>	<i>Piculs.</i>	<i>Piculs.</i>	<i>Pairs.</i>
...	...	...	...	...	...	...	...	...	...	...	...	...	...
...	...	...	...	...	...	...	...	...	...	...	...	...	...
...	...	...	...	...	...	...	...	...	533	33	...	...	6,529
...	...	...	...	...	...	...	...	...	...	53	...	...	...
58	...	...	...	1	...	...	...	...	...	9,617	1	...	...
3,647	...	...	...	29	...	...	...	...	...	23,985	48	...	...
10,129	27	...	...	...	...	...	...	...	30	4,461	...	...	...
...	3,590	...	18	155	...	...	...	...	...	...	36	...	123
...	4,976	...	...	...	...	...	...	1	...	...	18	1	...
...	...	...	...	...	...	...	...	...	1	16	80,889	233	...
44	109	225	53	3,911	3,659	244	1,498	1,189	673	90	1,370	17,685	18,653
42	2,185	3	4,107	466	7	14	...	87	150	...	3,287	7,096	1,660
...	734	20	191	5,483	391	23	52	3,669	40,157	46	871	55,988	540,616
3	20,396	1	180	63	...	...	...	4	1	633	86	438	23,750
2,399	7,097	41	270	287	...	8	...	2	18	22,391	133	38	133
16,322	39,114	290	4,819	10,395	4,057	289	1,550	4,952	41,563	61,325	86,739	81,479	591,464

Districts from which the principal Articles of Native Produce were exported to Hongkong—*Continued.*

DISTRICTS.	Silk Piece Goods.	Silk and Cotton Mixtures.	Silk Thread.	Sugar, Brown.	Sugar, White.	Tea, Black.	Timber and Wood.	Tin-foil.	Tobacco.	Umbrellas, Paper (Kittysols).
	<i>Piculs.</i>	<i>Piculs.</i>	<i>Piculs.</i>	<i>Piculs.</i>	<i>Piculs.</i>	<i>Piculs.</i>	<i>Value, Hk. \$s.</i>	<i>Piculs.</i>	<i>Piculs.</i>	<i>Pieces.</i>
Fuhkien (福建), chiefly from Chiun (詔安).....	...	...	...	...	...	202	40	...	...	...
Juping (饒平), chiefly from Wongkong (黃岡).....	...	...	...	...	...	...	...	...	...	...
Chinghoi (澄海), chiefly from Swatow (汕頭) and Tunglung (東隴).....	...	...	...	...	...	...	...	...	...	...
Wailoi (惠來), chiefly from Shantsun (神泉).....	...	...	...	...	...	...	...	...	...	...
Lukfung (陸豐), chiefly from Kaptz (甲子), Kitshik (碣石), and Uhom (烏墩).....	...	...	...	419	...	...	...	...	...	...
Hoifung (海豐), chiefly from Shanmi (汕尾) and Cheungsha (長沙).....	...	...	...	3,279	...	3	...	...	...	8,579
Kwaishin (歸善), chiefly from Pinghoi (平海), Autow (凹頭), and Namshan (稔山).....	...	...	...	1,286	...	...	...	...	28	...
Tsangshing (增城), only from Santong (新塘).....	...	...	...	...	...	2	150	...	2	...
Punu (番禺), chiefly from Shawan (沙灣).....	...	...	...	50	...	...	829	...	...	...
Namhoi (南海), chiefly from Shikwan (石灣).....	...	...	...	...	...	...	...	...	...	...
Canton (廣東省城).....	410	146	73	37	...	16,282	368,685	6	22,907	1,480
Tungkun (東莞), chiefly from Tungkunshing (東莞城), Shiklung (石龍), and Taiping (太平).....	22	...	...	7,471	1	361	47,509	...	9	...
Shuntak (順德), chiefly from Chantsun (陳村).....	72	16	4	141	...	205	209,136	23	715	1,921,524
Heungshan (香山), chiefly from Shikki (石岐).....	...	...	...	16	...	3	...	...	...	5
Sanon (新安), chiefly from Shamchun (深圳), Shaüchung (沙魚涌), and Saiheung (西鄉).....	...	...	...	13,111	437	9	1,980	...	121	...
TOTAL.....	504	162	77	25,810	438	17,067	628,329	29	23,782	1,931,588

TABLE No. 5.—VALUE OF TRADE.

Comparative Table of the Value of the Trade, for the Years 1895 to 1904.

YEARS.	IMPORTS.		EXPORTS.	TOTAL IMPORTS AND EXPORTS.	RE- EXPORTS.	TREASURE.		TRANSIT TRADE.	
	From Hongkong.	China to China.	To Hongkong.			Imported.	Exported.	Inwards.	Outwards.
	Hk. \$s	Hk. \$s	Hk. \$s	Hk. \$s	Hk. \$s	Hk. \$s	Hk. \$s	Hk. \$s	Hk. \$s
1895.....	25,041,325	2,665,779	22,678,090	50,385,194	...	...	...	...	...
1896.....	24,606,390	2,216,242	22,565,590	49,388,222	...	...	...	...	...
1897.....	16,967,118	2,329,842	23,024,493	42,321,453	...	...	...	...	...
1898.....	20,655,763	2,532,737	22,511,512	45,700,012	...	...	...	...	...
1899.....	28,238,475	2,072,696	26,221,055	56,533,226	...	...	...	...	...
1900.....	23,954,613	2,265,220	20,857,760	47,077,593	...	...	...	...	...
1901.....	22,383,586	3,825,328	22,919,708	49,128,622	...	...	...	...	...
1902.....	25,744,342	3,357,364	17,682,574	46,784,280	...	...	...	...	...
1903.....	21,887,552	3,202,804	17,411,439	42,501,795	...	...	...	...	...
1904.....	23,094,481	4,786,195	15,890,890	43,771,566	...	...	...	...	...

TABLE No. 6.—SHIPPING.

Comparative Table of Shipping, for the Years 1895 to 1904.

a.—Under General Regulations.

YEARS.	ENTERED INWARDS.						CLEARED OUTWARDS.					
	STEAM-LAUNCHES.		JUNKS.		TOTAL.		STEAM-LAUNCHES.		JUNKS.		TOTAL.	
	No.	Tons.	No.	Tons.	No.	Tons.	No.	Tons.	No.	Tons.	No.	Tons.
1895.....	7,368	...	34,933	...	42,301	...	7,368	...	34,770	...	42,138	...
1896.....	4,438	...	33,602	...	38,040	...	4,438	...	33,385	...	37,823	...
1897.....	3,713	...	30,660	...	34,373	...	3,713	...	30,530	...	34,243	...
1898.....	2,322	...	30,217	...	32,539	...	2,322	...	30,212	...	32,534	...
1899.....	620	...	22,838	...	23,458	...	620	...	22,774	...	23,394	...
1900.....	1,932	...	22,166	...	24,098	...	1,925	...	22,091	...	24,016	...
1901.....	2,218	...	22,812	...	25,030	...	2,213	...	22,565	...	24,778	...
1902.....	2,501	...	22,860	...	25,361	...	2,485	...	22,775	...	25,260	...
1903.....	2,277	...	20,167	...	22,444	...	2,272	...	19,921	...	22,193	...
1904.....	2,006	47,950	18,422	1,389,597	20,428	1,437,547	2,002	47,924	18,163	1,384,166	20,165	1,432,090

b.—Under Inland Steam Navigation Rules.

YEARS.	ENTERED INWARDS.		CLEARED OUTWARDS.		TOTAL ENTERED AND CLEARED.	
	No.	Tons.	No.	Tons.	No.	Tons.
1895-1903.....	...	...	...	...	...	...
1904*.....	143	3,200	143	3,200	286	6,400

\* Five months ended 31st December.

## TABLE No. 7.—TREASURE.

*Nil.*

## TABLE No. 8.—PASSENGER TRAFFIC.

Passenger Traffic during the Year 1904.

PASSENGERS INWARDS.	PASSING THE FOLLOWING STATIONS.	PASSENGERS OUTWARDS.
81,948	Taishan, Lintin, and Shanchun .....	80,266
8,566	Samun .....	7,827
31,955	Shaüchung and Shatowkok .....	32,284
122,469	TOTAL .....	120,377

## TABLE No. 9.—DESTINATION OF OPIUM.

a.—Places to which Opium was forwarded during the Year 1904.

DESTINATION.		BENARES.	MALWA.	PATNA.	PERSIAN.	TOTAL CRUDE.	BOILED.		
DISTRICT.	PLACE.								
		<i>Piculs.</i>	<i>Piculs.</i>	<i>Piculs.</i>	<i>Piculs.</i>	<i>Piculs.</i>	<i>Piculs.</i>		
歸善縣	Kwaishin	凹龍平淡南南深沙沙大大長白水廣新水嘉	頭崗海水頭頭角涌鵬鑊沙沙口海昌東積	Autow .....	2.10	...	2.10	...	
				Lungkong .....	16.46	...	16.46	...	
				Pinghoi .....	53.00	...	53.00	...	
				Tamsui .....	219.58	1.25	1.21	222.04	...
香山縣	Heungshan			Namlong .....	...	43.58	...	43.58	...
				Namtow .....	...	28.67	...	28.67	...
新安縣	Sanon			Shanchun .....	35.03	29.73	...	64.76	...
				Shatowkok .....	10.26	...	...	10.26	...
				Shaüchung .....	11.43	...	...	11.43	...
				Taipang .....	23.96	...	...	23.96	...
開平縣	Hoiping			Taishan .....	1.53	19.77	...	21.30	...
				Cheungsha .....	...	9.88	...	9.88	...
				Paksha .....	...	1.23	...	1.23	...
新甯縣	Sanning			Shuihow .....	...	17.36	...	17.36	...
				Kwonghoi .....	...	40.29	...	40.29	...
會同縣	Tinpak			Sancheung .....	...	60.54	...	60.54	...
				Shuitung .....	...	...	98	98	...
會同縣	Uitung			Katsik .....	...	1.24	...	1.24	...
TOTAL .....				...	373.35	253.54	2.19	629.08	...

b.—Returns of Opium shipped to Macao from Hongkong per Daily Steamers  
during the Year 1904.

BENARES.	PATNA.	TOTAL.
<i>Chests.</i>	<i>Chests.</i>	<i>Chests.</i>
36	3,752	3,788

TABLE No. 10.—TEA.

Export of Tea during the Year 1904.

DESTINATION.	BLACK.	DUST.	GREEN.	TOTAL.
	<i>Piculs.</i>	<i>Piculs.</i>	<i>Piculs.</i>	<i>Piculs.</i>
Hongkong.....	18,177	308	1,005	19,490*

## LAPPA TRADE REPORT.

FOR THE YEAR 1904.

1°. LOCAL.—The value of the junk trade which passed through the district controlled by this office in 1904 totalled *Hk.Tts.* 17,735,132, a substantial advance of *Hk.Tts.* 836,759 over that for 1902, the previous record year, and of *Hk.Tts.* 978,570 over the total for 1903. The lion's share of the improvement was from the trade in Native goods, both Import and Export. There was practically no change in the volume of the Foreign Import trade. The opening of Kongmoon as a Treaty port has not affected the junk trade, as was feared might happen, in any noticeable degree. As a matter of fact, Kongmoon enjoyed all the advantages derivable from steam trade with both Hongkong and Macao for the last eight years, and its present status has made no difference in this respect, at least so far as Lappa is concerned, except possibly as regards the issue of Transit Passes to places properly belonging to the Lappa sphere of traffic; but if this has been the case at all, it must have been to an extent too trivial to notice. The localities supplied by the junks passing through Lappa are too distant from Kongmoon to derive any benefit from a change of route *via* that port, even though there were some slight advantage in Treaty treatment and its concomitant, the Transit Pass. Moreover, there has been a growing tendency to employ steam-launches under the Inland Waters Steam Navigation Rules to tow and convoy the large trading junks, with the result that the important marts in the neighbouring Sanning and Hoiping districts enjoy all the advantages attributable to rapid and regular steam traffic, and that without the junk interests being injured or having to pay heavier freight charges. It is recognised that the employment of steamers for towing or conveying the large freighters eliminates much of the risk otherwise incurred by them in these waters from the attacks of pirates. The prohibition against the export of Rice was not withdrawn during the year, notwithstanding two abundant crops. Even in good years, however, the home article is not sufficient to itself supply local needs, and it is only under exceptional circumstances that a portion can be spared. That a large quantity of country-grown grain finds its way from the adjacent territory to meet the demand of the Native population of Macao is obvious; it is, however, more than made up for by the importation of a cheaper, though not less nutritive, kind from Siam and Saigon.—The Commercial Treaty, which if confirmed could not but sensibly improve the business status of Macao and give greater facilities to the Chinese traders in the neighbouring districts, has been signed, but awaits ratification. It is understood, however, that the question of the Canton-Macao Railway is still in the discussion stage, and that the Convention signed at Shanghai in November last is not entirely satisfactory. Such a railway, if it were not too heavily handicapped at the outset by the large outlay of capital required to provide the bridges to cross the network of creeks and rivers in the delta, should be successful and would certainly prove of great advantage to the traders and travelling public in the many large towns of the districts it would traverse. It is not so clear where the benefit to Macao would come in. Until the approaches to its port are in a condition to permit at least coasting vessels to enter and lie at anchor afloat and in safety, the Colony must be content to remain, so far as trade is concerned, a mere warehouse subsidiary to Hongkong, and it cannot hope, under present conditions, to attract capital or to resume its

ancient position as an emporium having its own Import and Export traffic directly with the rest of the world.—As usual, at the end of the year piracy was rife in the delta and on the neighbouring coasts. The wonder is that trade can be carried on at all; the remedy, apart from properly organised repressive measures by the Government, seems to lie in the employment of steamers as tow-boats or convoys; for some reason pirates seem to be shy of attacking steamers—either they feel that they cannot cope with the better-equipped vessels, or it is made worth their while to leave these alone.

2°. REVENUE.—The total collection for the year amounted to *Ts* 385,629, almost exactly the same as in 1903. The loss in the Revenue from Opium, *Ts* 15,906, and on Exports, *Ts* 3,916, was rather more than made up by the increase from Imports other than Opium.

3°. FOREIGN TRADE.—(a.) *Imports*.—The total under this head amounted to a value of *Hk.Ts* 5,087,354, from which, after deducting the value of Opium, *Hk.Ts* 4,251,600 remain as representing ordinary goods, as against *Hk.Ts* 4,060,040 in 1903 and *Hk.Ts* 4,383,268 in 1902, the record year. It must be noted, however, that in the year under review the value of Rice imported was only *Hk.Ts* 750,000, as against *Hk.Ts* 1,006,000 in 1903 and *Hk.Ts* 2,292,000 in 1902. These figures show that in years when the necessity to lay in large stocks of Foreign grain to supplement the yield of poor local crops does not arise, the demand for Foreign commodities other than Opium is of steady growth. Apart from the greater facilities for distribution afforded of late years by the increasing use of steam-launches, the question of tariff is one that operates powerfully to keep the Import trade to its present routes. The old junk tariff still rules at this Custom House; in many articles of import the Duty levied amounts to less than one-half that imposed under the Revised Treaty Tariff; and it may safely be assumed that as long as this condition exists the advantages of a Treaty port Custom House, Transit Pass facilities notwithstanding, will not commend themselves to merchants in the districts lying close to the supply markets nor induce them to leave the old beaten tracks. In Cotton Goods there was an advance to the value of *Hk.Ts* 400,000, due entirely to Yarn; this, and the fact that only half the quantity of Raw Cotton was imported, indicate that the women of the country had more profitable work to turn their hands to, probably in the fields, than spinning. Other items under Imports remain much the same as in previous years. In Woollens and Metals there was no change worthy of notice. Under Sundries, if we leave out Rice, the value of the quantities imported in 1904 remains about the same as in 1903. Kerosene, however, continued improving, 2,774,445 gallons having been imported, of which, as usual, some four-fifths were American.

(b.) *Exports*.—Native produce of the value of *Hk.Ts* 5,850,549 was exported to Macao and Hongkong, being *Hk.Ts* 322,859 more than in 1903. The difference is, in a measure, due to a more exact system of computing values; but an examination of the figures of the more important items shows that the development may be ascribed to actual quantity of goods. Of Wild Raw Silk, there were shipped 3,614 piculs, against 3,183 piculs, this alone accounting for a difference of *Hk.Ts* 160,000 in the Export value table. Tobacco, Fans, Eggs, and Joss Sticks are amongst the other articles which went to swell the figures in an increasing ratio. Sugar fell off, and it is reported from the shipping ports in the Leichow prefecture that in this staple and also in Ground-nuts there were poor autumn crops. The price, however, did not begin to be affected until late in the season, and the results were not apparent in the trade of the year under review. The decline in the Export trade in Mats, as affecting this district, continues; this is due to the increasing demand in Hongkong calling for the more direct exportation by steamer from the manufacturing centres near Shiuhing. The chief reason for

the former use of the route *via* Macao was the comparatively cheap warehousing expenses in the Colony; now there is no need for warehousing to wait for a market. Hongkong wants and takes all it can get, and the Mats pass into the hands of the consumer without any loss of time.

(c.) *Re-exports.*—*Nil.*

4°. COAST TRADE.—(a.) *Original Shipments Coastwise.*—No remarks.

(b.) *Reshipments Coastwise.*—*Nil.*

(c.) *Coastwise Arrivals* were of the value of *Hk.₹s.* 6,797,229, as against *Hk.₹s.* 6,196,245 in 1903. The increase is accounted for a higher valuation than was adopted in former years, and in several instances by actual rise in market values, as, for instance, Nankeens, Ground-nuts, and Ground-nut Oil. On the whole, however, the volume of trade inwards has not developed so much as Exports.

5°. INLAND TRANSIT.—*Nil.*

6°. SHIPPING.—There was a decrease in the number of junks which passed the Stations; this is, to some extent, explained by the displacement of Native craft by steamers on the Hongkong-West Coast lines. Of Macao-Hongkong junks, the number of entries remained the same, increased steam traffic on the route notwithstanding. Steam-launches inwards were 955, and outwards, 953, as compared with 629 and 636 respectively in 1903, an increase attributable, as before mentioned, to the growing use of steam power for towing trading junks.

7°. PASSENGER TRAFFIC.—Travellers by junk were—inwards, 134,616, and outwards, 134,632, in both cases an increase of more than 7,000 over those of 1903.

8°. TREASURE.—No movement was reported.

9°. OPIUM.—(a.) *Foreign.*—There paid Duty and Likin at the Lappa Custom House 1,278.28 piculs, of which 1,275.66 piculs (inclusive of 104.40 piculs to Kongmoon and 116.34 piculs to Kumchuk carried by steamer) were imported, the balance, of 2.49 piculs, not having passed inwards at the end of the year. The decrease of 145 piculs as compared with the figures of 1903, following on that year's decrease of 487 piculs on those of 1902, shows that the markets formerly supplied through this district are now filling their orders elsewhere, to the serious detriment of the Revenue of China. Hongkong statistics show that 1,173 chests, representing about 1,443 piculs, were shipped to Kwangchowwan, less by 364 piculs than in 1903. The Macao farmer received 2,720 chests, equal to 3,264 piculs, of which quantity he reported having boiled 854 piculs for Macao consumption, 39 piculs less than in the previous year, and 2,423 piculs for export to Australia and California, 69 piculs less than in 1903.

(b.) *Native.*—9.16 piculs were exported.

10°. MISCELLANEOUS.—It is satisfactory to be able to note that the immunity from epidemic disease mentioned in the Report for 1903 continued to be enjoyed by Macao throughout 1904. The precautions taken by the Government and the stringent regulations enforced by the municipality as regards lime-washing, scavenging, etc., have been most effectual, and beneficent results to the general health of the community, Portuguese and Chinese alike, have been the consequence.—No new enterprise in industries have been started during the year; it is understood, however, that a scheme for lighting the town by electricity is receiving favourable consideration.—His Excellency ARNOLDO DE NOVAES GUEDES REBELLO, late Governor



of Macao, left for Portugal in January, and was succeeded in April by His Excellency MARTINHO PINTO DE QUEIROZ MONTENEGRO.—Piracy in the neighbourhood has been no less rife than in former years. In the latter part of July a fight between a strong force of Government troops and some 300 pirates took place near Naiwanmoon (泥灣門), resulting in the killing a number of the latter, but, unfortunately, their chief managed to escape.—The French Vice-Admiral, commanding the French naval forces in the Far East, escorted by four torpedo-destroyers, paid a day's visit to Macao in November and afterwards proceeded to Canton.

E. V. BRENAN,

*Acting Commissioner of Customs.*

LAPPA, 11th February 1905.

---

## LAPPA TRADE RETURNS,

FOR THE YEAR 1904.

## A.—GENERAL TABLES.

TABLE No. I.—SHIPPING.

Number of Junks Inwards and Outwards, for the Year ended 31st December 1904.

	INWARDS.								
	PASSED MALOWCHOW.		PASSED TUNGHO.		PASSED CHIENSHAN.		TOTAL: MALOWCHOW, TUNGHO, AND CHIENSHAN.		
	With Cargo.	In Ballast.	With Cargo.	In Ballast.	With Cargo.	In Ballast.	With Cargo.	In Ballast.	TOTAL.
Non-Treaty Port Junks .....	5,517	651	363	3	948	21	6,828	675	7,503
Hongkong-Macao Junks .....	497	...	...	...	...	...	497	...	497
Singapore Junks .....	...	...	...	...	...	...	...	...	...
Siam Junks .....	1	...	...	...	...	...	1	...	1
Annam Junks .....	2	1	...	...	...	...	2	1	3
Kwangchowwan Junks .....	4	...	...	...	...	...	4	...	4
<b>TOTAL</b> .....	<b>6,021</b>	<b>652</b>	<b>363</b>	<b>3</b>	<b>948</b>	<b>21</b>	<b>7,332</b>	<b>676</b>	<b>8,008</b>
	OUTWARDS.								
Non-Treaty Port Junks .....	4,530	565	282	46	646	300	5,458	911	6,369
Hongkong-Macao Junks .....	359	...	...	...	...	...	359	...	359
Singapore Junks .....	...	...	...	...	...	...	...	...	...
Siam Junks .....	...	...	...	...	...	...	...	...	...
Annam Junks .....	8	...	...	...	...	...	8	...	8
Kwangchowwan Junks .....	2	...	...	...	...	...	2	...	2
<b>TOTAL</b> .....	<b>4,899</b>	<b>565</b>	<b>282</b>	<b>46</b>	<b>646</b>	<b>300</b>	<b>5,827</b>	<b>911</b>	<b>6,738</b>
	INWARDS AND OUTWARDS.								
<b>GRAND TOTAL</b> .....	<b>10,920</b>	<b>1,217</b>	<b>645</b>	<b>49</b>	<b>1,594</b>	<b>321</b>	<b>13,159</b>	<b>1,587</b>	<b>14,746</b>

N.B.—Inwards, i.e., to China; Outwards, i.e., from China.

TABLE No. II.—GROSS AND NET VALUES OF THE TRADE OF THE LAPPA DISTRICT,  
1902 TO 1904.

	1902.		1903.		1904.	
	NET VALUES.	GROSS VALUES.	NET VALUES.	GROSS VALUES.	NET VALUES.	GROSS VALUES.
	<i>Hk. \$s.</i>	<i>Hk. \$s.</i>	<i>Hk. \$s.</i>	<i>Hk. \$s.</i>	<i>Hk. \$s.</i>	<i>Hk. \$s.</i>
<b>FOREIGN GOODS.</b>						
Imported from Foreign Countries and Macao.....	5,570,095		5,032,627		5,087,354	
Imported from Chinese Ports.....	...		...		...	
<b>Total Foreign Imports.....</b>		<b>5,570,095</b>		<b>5,032,627</b>		<b>5,087,354</b>
Re-exported to Foreign Countries and Macao.....	...		...		...	
Re-exported to Chinese Ports.....	...		...		...	
<b>Total Foreign Re-exports.....</b>						
<b>Net Total Foreign Imports.....</b>	<b>5,570,095</b>		<b>5,032,627</b>		<b>5,087,354</b>	
<b>NATIVE PRODUCE.</b>						
Imported from Macao and Hongkong.....		5,400,105		6,196,245		6,797,229
Re-exported to Macao.....	...		...		...	
Re-exported to Chinese Ports.....	...		...		...	
<b>Total Native Re-exports.....</b>						
<b>Net Total Native Imports.....</b>	<b>5,400,105</b>		<b>6,196,245</b>		<b>6,797,229</b>	
Native Produce of local origin Exported to Macao and Hongkong.....		5,928,178		5,527,690		5,850,549
<b>Gross Value of the Trade passing the Stations...</b>		<b>16,898,378</b>		<b>16,756,562</b>		<b>17,735,132</b>
<b>Net Value of the Trade passing the Stations, i.e., Foreign and Native Imports less Re-exports, and Native Exports of local origin.....</b>	<b>16,898,378</b>		<b>16,756,562</b>		<b>17,735,132</b>	

TABLE No. III.—TRADE IN FOREIGN GOODS.—Imports.

DESCRIPTION OF GOODS.	Classifier of Quantity.	FROM HONGKONG.				FROM MACAO.					TOTAL IMPORTS.		
		Passing Malowchow Station.		Passing Tungho Station.		Passing Malowchow Station.		Passing Tungho Station.		Passing Chienshan Station.		Quantity.	Value.
		Quantity.	Value.	Quantity.	Value.	Quantity.	Value.	Quantity.	Value.	Quantity.	Value.		
<b>OPICUM.</b>													
Pasna Boiled.....	Piculs	...	Hk. Tk.	...	Hk. Tk.	1,040.25	681,364	0.30	197	235.11	153,997	1,275.66	835,558
"	"	...	...	...	...	0.15	196	...	...	...	...	0.15	196
<b>COTTON GOODS.</b>													
Shirtings, Grey, Plain:—													
7 lb. and under, English.....	Pieces	356	605	...	...	65	110	...	...	30	51	451	766
Over 7 lb. and not over 9 lb., American.....	"	6	14	...	...	...	...	...	...	12	28	18	42
Over 7 lb. and not over 9 lb., English.....	"	2,852	6,845	...	...	1,096	2,631	...	...	35	84	3,983	9,560
Over 9 lb. and not over 11 lb., English.....	"	129	394	...	...	44	134	...	...	5	15	178	543
Shirtings, White, Plain, American.....	"	3	15	...	...	...	...	...	...	...	...	3	15
" " " Dutch.....	"	2	8	...	...	...	...	...	...	...	...	2	8
" " " English.....	"	3,090	12,051	...	...	3,062	11,942	...	...	37	144	6,189	24,137
Cotton Damasks, White.....	"	374	1,681	...	...	961	4,327	...	...	...	...	1,335	6,008
Drills, 12½ lb. and under, American.....	"	495	1,757	...	...	154	547	...	...	13	46	662	2,350
" " " English.....	"	44	136	...	...	14	43	...	...	30	93	88	272
" over 12½ lb., American.....	"	80	284	...	...	...	...	...	...	...	...	80	284
" " " English.....	"	24	74	...	...	...	...	...	...	...	...	24	74
" " " Japanese.....	"	1	3	...	...	...	...	...	...	...	...	1	3
T-Cloths, 32 inches by 24 yards, English.....	"	6,024	11,747	4	8	1,757	3,426	...	...	287	360	8,072	15,741
" 36 inches by 24 yards, English.....	"	811	1,946	...	...	253	607	...	...	53	127	1,117	2,680
Printed Cottons:—													
Printed Cambrics and Muslins, 12 yards.....	Pieces	2,413	2,668	...	...	768	890	...	...	17	15	3,198	3,573
" Chintzes and Plain Cotton Prints.....	"	1,730	3,807	11	24	1,123	2,469	...	...	183	403	3,047	6,703
Dyed Cottons:—													
Cotton Italians, Plain, Fast Black.....	Pieces	1,700	9,265	...	...	397	2,164	...	...	...	...	2,097	11,429
" Lastings, Plain.....	"	5	20	...	...	2	8	...	...	...	...	7	28
" Italians, Figured.....	"	48	266	...	...	...	...	...	...	...	...	48	266
" Shirtings, Figured, Brocaded, and Spotted.....	"	798	3,194	...	...	568	2,270	...	...	66	264	1,432	5,728
" Spanish Stripes, 64 inches.....	"	87	383	...	...	288	1,267	...	...	...	...	375	1,650
" Damasks.....	"	1,248	5,741	2	9	932	4,287	...	...	251	1,155	2,433	11,192
Dyed Shirtings, Plain, 36 inches by 43 yards.....	"	1,613	6,211	7	27	1,300	5,003	...	...	65	250	2,985	11,491
" Shirtings, Hongkong, 20 yards.....	"	3,281	9,843	11	33	2,526	7,578	...	...	32	96	5,850	17,550
" Turkey Red Cottons, 25 yards.....	"	439	1,075	...	...	191	468	...	...	6	15	636	1,558
Cotton Flannel, Plain, Dyed, and Printed, American, 30 yards.....	"	1	4	...	...	3	11	...	...	...	...	4	15
Cotton Flannel, Plain, Dyed, and Printed, English, 30 yards.....	"	273	1,065	...	...	...	...	...	...	...	...	273	1,065
Cotton Flannel, Plain, Dyed, and Printed, Japanese, 30 yards.....	"	7,004	22,062	22	69	4,416	13,910	...	...	480	1,512	11,922	37,553
Cotton Flannel, Striped, Japanese, 30 yards.....	"	2,788	5,576	...	...	720	1,440	...	...	...	...	3,508	7,016
Japanese Cotton Cloth.....	Yards	75,720	4,240	540	30	154,320	8,642	...	...	900	50	231,480	12,962
Velvets, 22 inches.....	"	15,757	3,152	...	...	14,192	2,838	...	...	130	26	30,079	6,016
Cotton Blankets.....	Pieces	16	11	...	...	...	...	...	...	...	...	16	11
Handkerchiefs, Plain, Dyed, and Printed.....	Dozens	1,435	1,005	88	62	112	78	...	...	5	4	1,640	1,149

TABLE No. III.—TRADE IN FOREIGN GOODS.—Imports—Continued.

DESCRIPTION OF GOODS.	Classifier of Quantity.	FROM HONGKONG.				FROM MACAO.					TOTAL IMPORTS.		
		Passing Malowchow Station.		Passing Tungho Station.		Passing Malowchow Station.		Passing Tungho Station.		Passing Chienshan Station.		Quantity.	Value.
		Quantity.	Value.	Quantity.	Value.	Quantity.	Value.	Quantity.	Value.	Quantity.	Value.		
			<i>Hk. Ts.</i>		<i>Hk. Ts.</i>		<i>Hk. Ts.</i>		<i>Hk. Ts.</i>		<i>Hk. Ts.</i>		<i>Hk. Ts.</i>
Handkerchiefs, Plain, Dyed, and Printed, Japanese.....	<i>Dozens</i>	249	100	...	...	...	...	...	...	...	...	249	100
Towels, Honeycomb and Huckaback, 18 inches by 40 inches...	"	1,140	557	...	...	2,477	1,356	...	...	...	...	3,617	1,913
Towels, other kinds.....	"	415	249	...	...	85	51	...	...	...	...	500	300
" " Japanese.....	"	5,210	2,084	48	26	12,154	4,862	...	...	13	7	17,425	6,979
Cotton Goods, Unclassed.....	<i>Yards</i>	434	25	...	...	...	...	...	...	...	...	434	25
" Yarn, Indian.....	<i>Piculs</i>	7,149	181,586	1,934	49,127	52,028	1,321,511	...	...	5	138	61,116	1,552,362
" Thread, in Balls.....	"	16	1,399	1	62	4	322	...	...	...	...	21	1,783
<b>WOOLLEN &amp; COTTON MIXTURES.</b>													
Alpacas.....	<i>Yards</i>	2,380	596	...	...	181	45	...	...	...	...	2,561	641
<b>WOOLLEN GOODS.</b>													
Blankets and Rugs.....	<i>Pounds</i>	863	388	432	194	375	169	...	...	95	43	1,765	794
Camlets, English.....	<i>Pieces</i>	1,794	20,452	...	...	403	4,694	...	...	14	160	2,211	25,306
Cashmeres and Merinos.....	<i>Yards</i>	23,749	11,875	30	15	43,438	21,719	...	...	360	180	67,577	33,789
Cloth, Broad, Medium, and Habit	"	4,005	6,008	...	...	1,575	2,363	...	...	...	...	5,580	8,371
Flannel.....	"	450	158	...	...	...	...	...	...	...	...	450	158
Lastings.....	<i>Pieces</i>	5	46	...	...	3	28	...	...	...	...	8	74
Long Ells.....	"	305	1,632	...	...	47	251	...	...	1	5	353	1,888
Spanish Stripes.....	<i>Yards</i>	480	288	...	...	716	430	...	...	...	...	1,196	718
Woolen Yarn.....	<i>Piculs</i>	31	3,177	1	59	3	291	...	...	...	...	35	3,527
<b>MISCELLANEOUS PIECE GOODS.</b>													
Carvas.....	<i>Yards</i>	857	214	...	...	60	15	...	...	...	...	917	229
<b>METALS.</b>													
Copper, Old.....	<i>Piculs</i>	46	1,145	...	...	201	4,973	...	...	...	...	247	6,118
Iron, Bars.....	"	6,019	16,852	117	326	163	455	...	...	64	178	6,363	17,811
" Hoops.....	"	52	208	...	...	...	...	...	...	...	...	52	208
" Nail-rod.....	"	4,611	13,832	47	141	506	1,518	...	...	29	87	5,193	15,578
" Nails.....	"	2,724	10,896	366	1,465	2,754	11,014	3	11	15	60	5,862	23,446
" Wire.....	"	1,334	6,671	137	684	658	3,289	4	19	6	31	2,139	10,694
" Unclassed.....	"	443	4,434	43	429	75	746	1	12	36	357	598	5,978
" Old.....	"	11,424	21,706	1,981	3,763	5,567	10,576	2	3	466	884	19,440	36,932
Lead, in Pigs.....	"	383	2,184	45	257	602	3,433	...	...	1	5	1,031	5,879
Quicksilver.....	"	1	98	2	223	...	...	...	...	...	...	3	321
Steel.....	"	384	3,459	92	826	81	730	...	...	...	...	557	5,015
Tin, Slabs.....	"	2	70	...	...	...	...	...	...	...	...	2	70
Tinned Plates, Plain.....	"	6	34	10	58	8	49	...	...	...	...	24	141
Yellow Metal, Sheets.....	"	100	2,994	...	...	3	98	...	...	...	...	103	3,092
Zinc, Sheets.....	"	125	1,500	...	...	4	48	...	...	5	62	134	1,610
Metals, Unclassed.....	"	21	257	...	...	...	...	...	...	...	...	21	257
<b>SUNDRIES.</b>													
Awabi.....	<i>Piculs</i>	429	19,576	5	228	451	20,571	...	...	29	1,310	914	41,685
Barley, Pearl.....	"	119	1,204	21	213	54	549	...	...	1	11	195	1,977
Betel-nuts.....	"	787	3,935	...	...	6,794	33,968	...	...	...	...	7,581	37,903
Bicho de Mar, Black.....	"	96	4,307	25	1,108	39	1,752	...	...	1	34	161	7,201
" White.....	"	69	1,388	71	1,429	38	765	...	...	...	...	178	3,582
Birds Nests.....	"	1	87	1	87	1	173	...	...	...	...	3	347
Braid, Llama.....	<i>Gross</i>	1,403	982	31	22	69	48	...	...	1	1	1,504	1,053
Cardamoms, Inferior.....	<i>Piculs</i>	4	123	7	201	1	16	...	...	...	...	12	340
" Superior.....	"	1	25	...	...	...	...	...	...	...	...	1	25
Cement.....	"	2,939	2,939	3	3	608	608	...	...	257	257	3,807	3,807
Chinaware, Japan.....	"	1	12	...	...	...	...	...	...	2	37	3	49

TABLE No. III.—TRADE IN FOREIGN GOODS.—Imports—Continued.

DESCRIPTION OF GOODS.	Classifier of Quantity.	FROM HONGKONG.				FROM MACAO.					TOTAL IMPORTS.		
		Passing Malowchow Station.		Passing Tungho Station.		Passing Malowchow Station.		Passing Tungho Station.		Passing Chienshan Station.		Quantity.	Value.
		Quantity.	Value.	Quantity.	Value.	Quantity.	Value.	Quantity.	Value.	Quantity.	Value.		
		Hk. Tls.	Hk. Tls.	Hk. Tls.	Hk. Tls.	Hk. Tls.	Hk. Tls.	Hk. Tls.	Hk. Tls.		Hk. Tls.		
Cinnamon.....	Piculs	3	293	5	510	...	...	...	...	...	8	803	
Clocks.....	Pieces	275	474	79	177	642	1,470	...	...	160	415	1,156	2,536
Clothing, Hats, etc.....	Value	...	3,507	...	...	...	120	...	...	...	...	...	3,627
Cloves and Spices.....	Piculs	21	334	5	72	1	12	...	...	...	...	27	418
Coal.....	Tons	4,964	26,307	...	...	96	509	...	...	415	2,199	5,475	29,015
Coke.....	"	50	680	...	...	...	...	...	...	...	...	50	680
Compooy.....	Piculs	73	3,385	1	42	789	36,466	...	...	34	1,583	897	41,476
Cotton, Raw, Indian.....	"	1,203	19,613	756	12,329	590	9,613	...	...	40	645	2,590	42,200
Cuttle-fish.....	Value	2,417	48,337	41	821	3,319	66,385	...	...	87	1,747	5,864	117,290
Dyes, Aniline.....	Value	...	2,688	...	...	...	174	...	...	...	...	...	2,862
Fish, Salt.....	Piculs	1,756	11,943	...	...	2,692	18,308	...	...	359	2,439	4,807	32,690
Flour.....	"	12,135	45,506	3,741	14,029	8,081	30,303	1	3	3,346	12,546	27,304	102,387
Gambier Root.....	"	1,180	4,130	8	27	1,511	5,290	128	448	66	230	2,893	10,125
Ginseng, American.....	"	1	794	3	1,500	1	643	...	...	...	...	5	2,937
" Korean.....	Cattirs	77	1,230	...	...	5	80	...	...	1	16	83	1,326
" Unclassed.....	Piculs	6	1,390	5	1,098	...	...	...	...	...	...	11	2,488
Glass, Window.....	Boxes	385	1,540	97	388	23	92	...	...	6	24	511	2,044
Glassware.....	Piculs	180	3,970	...	...	5	112	...	...	5	103	190	4,185
Horns, Rhinoceros.....	"	1	4,340	5	34,650	...	...	...	...	...	...	6	38,990
Isinglass.....	"	44	1,542	8	273	16	561	...	...	...	...	68	2,376
Lamps.....	Pieces	2,766	1,388	...	...	1,317	538	...	...	238	227	4,321	2,153
Lampware.....	"	1,545	165	...	...	...	...	...	...	...	...	...	165
Mangrove Bark.....	Piculs	2,723	4,084	...	...	1,676	2,514	...	...	15	23	4,414	6,621
Matches, Wood, Japan.....	Gross	137,357	34,614	5,688	1,433	22,652	5,708	7	2	1,308	330	167,012	42,087
Medicines.....	Value	...	32	...	125	...	...	...	...	...	...	...	157
Milk, Condensed, in Tins.....	Dozens	3,830	5,409	72	101	212	299	...	...	29	44	4,143	5,853
Mushrooms.....	Piculs	504	25,214	7	485	1,715	85,771	...	...	16	821	2,242	112,291
Mussels, Dried.....	"	670	10,044	176	2,640	147	2,202	...	...	...	...	993	14,886
Needles.....	Mille	692	140	50	10	25	5	...	...	...	...	767	155
Oil, Engine.....	Piculs	272	7,385	...	...	25	687	...	...	1	27	298	8,099
" Kerosene, American.....	Galls.	2,037,190	395,215	180,635	35,657	45,460	8,819	205	40	6,965	1,375	3,270,455	441,106
" Sumatra.....	"	490,090	82,188	...	...	13,895	2,330	...	...	35	6	504,020	84,524
Opium Husk.....	Piculs	...	...	...	...	14	1,424	...	...	...	...	14	1,424
" Refuse Cake.....	"	...	...	...	...	295	33,965	...	...	...	...	295	33,965
Pepper, Black and White.....	"	85	2,330	30	743	23	686	...	...	...	...	138	3,759
Raisins.....	"	768	9,217	115	1,378	109	1,304	...	...	26	310	1,018	12,209
Rattans, Whole.....	"	450	2,698	4	25	617	3,704	...	...	3	19	1,074	6,446
Rice.....	"	281,161	618,555	171	376	21,000	46,201	1,735	3,816	12,238	26,924	316,305	695,872
" Paddy.....	"	27,688	47,069	...	...	3,333	5,667	...	...	557	947	31,578	53,685
Sago.....	"	4,482	24,654	4	22	576	3,166	...	...	42	236	5,104	28,078
Sandalwood.....	"	588	7,058	30	354	31	373	...	...	2	26	651	7,811
Sapanwood.....	"	749	1,873	51	127	23	57	...	...	...	...	823	2,057
Seaweed.....	"	1,079	4,316	23	91	726	2,904	...	...	17	67	1,845	7,378
Sharks Fins.....	"	8	732	4	196	71	5,690	...	...	...	...	83	6,618
Scap.....	"	403	2,258	3	17	58	327	...	...	20	112	484	2,714
Soda.....	"	13	39	...	...	...	...	...	...	...	...	13	39
Stock-fish.....	"	1,256	8,918	...	...	603	4,280	...	...	76	538	1,935	13,736
Stones.....	"	263,405	20,360	...	...	145,036	10,153	...	...	40,289	3,925	448,730	34,438
Timber, Beams, Hard-wood.....	Pieces	2,076	8,090	...	...	542	2,112	7	27	239	931	2,864	11,166
" Hard-wood, Unclassed.....	"	1,665	4,161	...	...	7,012	17,530	42	105	1,631	4,078	10,350	25,874
" Planks, Hard-wood.....	"	314	647	...	...	598	1,232	...	...	47	97	959	1,976
" Teak.....	Cub. ft.	11,832	16,565	...	...	2,476	3,466	...	...	1,779	2,491	16,087	22,522
Umbrellas, Cotton, Japanese.....	Pieces	6,087	2,435	...	...	913	365	...	...	40	16	7,040	2,816
Vermicelli, Japan.....	Piculs	26	198	...	...	50	383	...	...	1	11	77	592
Wax, Paraffin.....	"	2,062	18,558	6	54	20	182	...	...	3	25	2,091	18,816
Wood, Fragrant.....	"	...	...	...	...	20	688	...	...	...	...	20	688
Sundries, Unenumerated.....	Value	...	23,301	...	392	...	3,102	...	9	...	2,056	...	28,866
<b>TOTAL.....</b>	<b>Hk. Tls.</b>	2,040,813		171,350		2,640,108		4,692		230,391		5,087,354	

## SUMMARY.

IMPORTED INTO THE FOLLOWING PLACES.		FROM HONGKONG.		FROM MACAO.			TOTAL IMPORTS.	
		Passing Malowchow Station.	Passing Tungho Station.	Passing Malowchow Station.	Passing Tungho Station.	Passing Chienshan Station.		
		Hk. Tls	Hk. Tls	Hk. Tls	Hk. Tls	Hk. Tls	Hk. Tls	
廣州府 Kwangchow-fu	廣東省城	Canton.....	...	...	4,099	...	522	4,621
	佛山	Fatshan.....	...	...	2,304	...	...	2,304
	順德城	Shuntakshing.....	12,421	...	172,892	...	...	185,313
	陳村	Chantsun.....	...	...	557,531	...	...	557,531
	東莞城	Tungkunshing.....	...	...	743,698	...	...	743,698
	太平	Taiping.....	...	...	5,132	...	...	5,132
	香山城	Henngshanshing.....	22,614	481	82,672	4,692	105,112	215,571
	石岐	Shikki.....	2,130	...	491,881	...	31	494,042
	前山	Chienshan.....	...	...	...	...	123,756	123,756
	斗門	Taumun.....	26	...	78,347	...	304	78,677
	新會城	Sannishing.....	41,447	...	4,759	...	44	46,250
	江門	Kongmoon.....	322,601	...	239,214	...	622	562,437
	九龍	Kowloon.....	...	...	1,584	...	...	1,584
	新寧城	Sanningshing.....	858,087	...	31,776	...	...	889,863
赤溪	Chikkai.....	...	...	48,480	...	...	48,480	
肇慶府 Shiuhing-fu	肇慶城	Shiuhingshing.....	...	...	2,089	...	...	2,089
	長沙	Cheungsha.....	457,098	...	51,051	...	...	508,149
	陽江城	Yeungkongshing.....	188,793	6,587	35,411	...	...	230,791
高州府 Kochow-fu	高州城	Kochowshing.....	5	...	29,303	...	...	29,308
	水東	Shuitung.....	130,460	164,282	8,493	...	...	303,235
雷州府 Luichow-fu	雷州城	Luichowshing.....	...	...	3,499	...	...	3,499
瓊州府 Kiungchow-fu	瓊州城	Kiungchowshing.....	1,359	...	13,379	...	...	14,738
	陵水城	Lingshuishing.....	3,772	...	12,330	...	...	16,102
	崖州城	Yaichowshing.....	...	...	13,353	...	...	13,353
	儋州城	Tamchowshing.....	...	...	1,917	...	...	1,917
廉州府 Linchow-fu	北海	Pakhoi.....	...	...	196	...	...	196
Siam to Macao.....		...	...	4,718	...	...	4,718	
TOTAL FOREIGN IMPORTS.....		Hk. Tls	2,040,813	171,350	2,640,108	4,692	230,391	5,087,354

TABLE No. IV.—TRADE IN NATIVE PRODUCE.—Imports.

DESCRIPTION OF GOODS.	Classifier of Quantity.	FROM HONGKONG.				FROM MACAO.					TOTAL IMPORTS.		
		Passing Malowchow Station.		Passing Tungsho Station.		Passing Malowchow Station.		Passing Tungsho Station.		Passing Chienshan Station.		Quantity.	Value.
		Quantity.	Value.	Quantity.	Value.	Quantity.	Value.	Quantity.	Value.	Quantity.	Value.		
Almonds, Sweet.....	Piculs	359	7,532	15	310	272	5,721	...	...	2	39	648	13,602
Bamboo, Leaf, etc.....	"	1,737	4,342	...	...	478	1,196	...	...	...	...	2,215	5,538
Bambooware.....	"	2	22	7	66	182	1,857	46	471	48	489	285	2,905
Barley, Pearl.....	"	82	411	43	217	79	393	...	...	4	19	208	1,040
Beancurd, Dried.....	"	471	2,592	...	...	1,008	5,544	1	6	20	109	1,500	8,251
Beans and Peas.....	"	16,939	47,430	346	968	5,161	14,452	1	2	2,133	5,972	24,580	68,824
Bones, Buffalo and Pig.....	"	133	240	...	...	1,423	2,561	...	...	27	49	1,583	2,850
Bran.....	"	250,391	250,391	...	...	6,339	6,339	4	4	99	99	256,833	256,833
Brassware.....	"	2	111	...	...	20	908	...	...	14	631	36	1,650
Bricks and Tiles.....	Pieces	...	...	...	...	104,100	1,155	1,480	16	32,000	355	137,580	1,526
Cakes.....	Piculs	44	502	1	13	759	8,728	31	358	682	7,844	1,517	17,445
Charcoal.....	"	362	470	...	...	3,914	5,088	...	...	4,098	5,327	8,374	10,885
Chinaware, Coarse.....	"	2,591	27,204	3	26	133	1,394	...	...	31	322	2,758	28,946
Cloth, Native (Nankeens).....	"	1,468	88,076	9	536	1,270	76,202	...	...	51	3,040	2,798	167,854
Clothing, Cotton.....	"	11	916	...	...	54	4,609	...	...	2	152	67	5,677
" Silk.....	"	7	5,933	...	...	11	7,574	...	...	...	...	18	12,607
" Old.....	"	...	...	...	...	739	138,115	...	...	...	...	739	138,115
Cocoa-nuts.....	Pieces	22,410	941	...	...	945,803	39,723	...	...	28,324	1,189	996,537	41,853
Copper, Old.....	Piculs	3	52	...	...	67	1,280	...	...	...	...	70	1,332
Cotton, Raw.....	"	3,003	75,069	91	2,267	1,186	29,643	...	...	27	686	4,307	107,665
Cuttle-fish.....	"	810	17,006	20	422	1,311	27,526	...	...	91	1,912	2,232	46,866
Dates, Black.....	"	782	3,677	29	136	162	761	...	...	...	...	973	4,574
" Red.....	"	3,157	12,628	459	1,861	610	2,441	...	...	58	232	4,284	17,162
Dye-stuff.....	"	32	97	10	30	5	14	...	...	32	95	79	236
Eggs, Fresh and Salted.....	Pieces	153,118	1,684	1,960	21	576,730	6,344	11,380	125	205,640	2,262	948,828	10,436
Fans, Paper.....	"	1,160	46	...	...	1,100	44	...	...	...	...	2,260	90
Feathers, Duck, Fowl, etc.....	Piculs	...	...	...	...	501	6,012	...	...	...	...	501	6,012
Firewood.....	"	30	12	25	10	1,276	510	87	35	55	22	1,473	589
Fish, Dried.....	"	158	1,580	...	...	853	8,526	...	...	51	505	1,062	10,611
" Salt.....	"	204	1,224	...	...	238,934	1,433,602	...	...	7,129	42,771	246,267	1,477,597
Flour, Potato.....	"	1,269	5,075	1	2	1,252	5,009	...	...	20	81	2,542	10,167
" Rice.....	"	96	526	...	...	149	822	...	...	16	86	261	1,434
Fruits, Dried.....	"	1,174	7,046	3	16	268	1,610	...	...	77	465	1,522	9,137
" Fresh.....	"	15	31	...	...	4,883	9,766	10	20	28	56	4,956	9,873
Fungus.....	"	1,401	49,937	39	1,348	1,548	54,186	...	...	8	295	2,996	104,866
Ginseng, Native.....	"	1	220	4	613	...	...	...	...	...	...	5	833
Glassware.....	"	35	723	1	13	30	606	...	...	8	163	74	1,505
Grasscloth, Coarse.....	"	...	...	...	...	23	1,299	1	44	2	104	26	1,447
Ground-nut Cake.....	"	15,055	45,164	...	...	8,467	25,400	1	4	1,900	5,698	25,423	76,266
Ground-nuts.....	"	69,657	299,524	...	...	1,478	6,355	...	...	279	1,200	71,414	307,079
Gypsum.....	"	1,917	2,684	935	1,309	198	277	...	...	7	10	3,057	4,280
Hams.....	"	54	1,510	...	...	19	525	...	...	44	1,226	117	3,261
Hemp.....	"	1,974	20,333	...	...	4,657	47,962	6	62	6	62	6,643	68,419
" Skin.....	"	87	350	...	...	1,965	7,860	3	12	3	13	2,058	8,235
" Twine and Thread.....	"	74	1,781	...	...	377	9,058	9	215	14	325	474	11,379
Honey.....	"	12	85	...	...	12	82	...	...	...	...	24	167
Indigo, Liquid.....	"	131	588	1	3	115	515	...	...	7	31	254	1,137
Iron Pans.....	"	...	...	...	...	145	726	1	6	18	91	164	823
Joss Sticks.....	"	21	163	...	...	358	2,578	2	13	38	270	419	3,024
Joss-stick Powder.....	"	54	160	...	...	435	1,274	...	...	104	312	583	1,746
Lacquer, Crude.....	"	288	8,639	1	17	90	2,688	...	...	1	29	380	11,373
Leather.....	"	72	2,963	...	...	144	5,916	...	...	20	832	236	9,711
Lily Flowers, Dried.....	"	3,403	26,203	175	1,351	3,787	29,158	...	...	35	268	7,400	56,980
Lime.....	"	520	187	...	...	609	219	14	5	3,132	1,127	4,275	1,538
Mats, Straw.....	Pieces	23,809	6,000	...	...	12,724	2,672	...	...	4,915	1,032	41,448	9,704
" Tea, Sugar, etc.....	"	20,358	611	...	...	1,688,262	50,648	...	...	...	...	1,708,620	51,259
Meats, Dried.....	Piculs	197	4,921	2	4	323	8,074	...	...	20	499	542	13,498
Medicines.....	"	5,776	41,010	3,798	26,967	3,459	24,560	...	...	229	1,624	13,262	94,161
Oil, Ground-nut.....	"	115,320	1,268,518	78	857	60,932	736,255	21	231	4,113	45,247	186,464	2,051,108



TABLE No. IV.—TRADE IN NATIVE PRODUCE.—Imports—Continued.

DESCRIPTION OF GOODS.	Classifier of Quantity.	FROM HONGKONG.				FROM MACAO.					TOTAL IMPORTS.		
		Passing Malowchow Station.		Passing Tungsho Station.		Passing Malowchow Station.		Passing Tungsho Station.		Passing Chienshan Station.		Quantity.	Value.
		Quantity.	Value.	Quantity.	Value.	Quantity.	Value.	Quantity.	Value.	Quantity.	Value.		
			<i>Hk. Ts</i>		<i>Hk. Ts</i>		<i>Hk. Ts</i>		<i>Hk. Ts</i>		<i>Hk. Ts</i>		<i>Hk. Ts</i>
Oil, Wood.....	<i>Piculs</i>	109	875	16	129	491	3,924	13	100	4	30	633	5,058
Oysters, Dried.....	"	543	11,945	4	97	630	13,862	...	...	71	1,567	1,248	27,471
Paper.....	"	395	3,587	31	321	281	2,442	1	9	65	482	573	6,841
Persimmons, Dried.....	"	3,481	13,925	12	46	786	3,145	...	...	66	265	4,345	17,381
Pickles.....	"	40	120	...	...	295	884	...	...	69	209	404	1,213
Pigs.....	<i>No.</i>	...	...	10	70	472	3,304	169	1,183	1,516	10,612	2,167	15,169
Pottery, Earthenware.....	<i>Piculs</i>	20	61	...	...	1,836	5,692	4	14	681	2,112	2,541	7,879
Prawns, Dried.....	"	2,566	53,116	57	1,174	2,437	50,453	...	...	15	302	5,075	105,045
" Refuse.....	"	20,381	32,609	7	11	2,486	3,977	...	...	28	45	22,902	36,642
Rattans, Split.....	"	132	1,001	...	...	3,009	22,870	...	...	10	79	3,151	23,950
Salt.....	"	1,240	1,490	682	818	210	251	698	837	22	26	2,852	3,422
Saushu.....	"	3,025	30,252	35	353	997	9,967	225	2,252	241	2,414	4,523	45,238
Seed, Lily Flower.....	"	149	2,388	29	465	172	2,749	...	...	1	21	351	5,623
" Melon.....	"	419	3,435	1	9	176	1,439	1	5	185	1,516	782	6,404
" Sesamum.....	"	531	3,026	...	...	21	122	...	...	8	47	560	3,195
Shoes, Silk and Cotton.....	<i>Pairs</i>	10,274	9,144	...	...	10,325	9,189	...	...	180	160	20,779	18,493
Silk Piece Goods.....	<i>Piculs</i>	66	62,478	...	...	190	180,693	...	...	1	619	257	243,790
Soy and Sauce.....	"	9,924	29,770	...	...	4,363	13,088	...	...	606	1,817	14,893	44,675
Sugar, Brown.....	"	2,239	8,172	4	13	27,506	100,396	49	179	4,277	15,613	34,075	124,373
" Candy.....	"	2,722	19,599	3	22	859	6,183	4	28	85	612	3,673	26,444
" Cane.....	"	...	...	...	...	1,508	1,508	4	4	2	2	1,514	1,514
" White.....	"	31,678	193,233	72	441	6,005	36,634	13	78	1,615	9,853	39,383	240,239
Tallow, Animal.....	"	42	358	...	...	110	938	2	13	50	424	204	1,733
Tea, Black, Fired.....	"	35	834	8	190	794	19,050	...	...	157	3,757	994	23,831
" Seed Cake.....	"	...	...	...	...	93	187	...	...	99	198	192	385
" Stalk.....	"	47	319	...	...	397	2,698	...	...	47	321	491	3,338
Timber, Beams, Hard-wood.....	<i>Pieces</i>	...	...	...	...	162	972	24	144	96	576	282	1,692
" Hard-wood, Unclassed.....	"	530	1,060	...	...	5,641	11,282	...	...	180	360	6,351	12,702
" Planks, Hard-wood.....	"	...	...	...	...	963	2,118	...	...	19	42	982	2,160
" Soft-wood.....	<i>Sq. feet</i>	2,540	89	...	...	134,422	4,704	262	9	124,663	4,363	261,887	9,165
Tin-foil.....	<i>Piculs</i>	78	5,302	25	1,688	1	46	...	...	...	...	104	7,036
Tobacco, Leaf.....	"	68	533	...	...	498	3,881	...	...	249	1,946	815	6,360
" Prepared.....	"	103	2,282	...	...	247	5,477	7	148	69	1,526	426	9,433
" Stalk.....	"	1,105	2,210	...	...	2,784	5,569	...	...	522	1,043	4,411	8,822
Treacle.....	"	288	345	...	...	150	180	...	...	666	799	1,104	1,324
Turnips, Salted.....	"	130	402	1	4	748	2,319	12	36	106	327	997	3,088
Vegetables, Dried and Salted.....	"	258	775	12	35	200	600	27	79	23	68	520	1,557
Vermicelli.....	"	14,706	120,592	120	987	5,886	48,268	1	11	188	1,543	20,901	171,401
Vinegar.....	"	144	144	...	...	1,031	1,031	27	27	477	477	1,679	1,679
Wax, White.....	"	198	11,878	10	582	12	748	...	...	...	...	220	13,208
" Yellow.....	"	1	25	...	...	...	...	...	...	1	22	2	47
Wood, Coffin.....	<i>Pieces</i>	...	...	...	...	3,220	22,540	23	161	287	2,009	3,530	24,710
" Poles.....	"	...	...	...	...	2,956	1,713	318	184	6,496	3,768	9,770	5,665
Woodware.....	<i>Piculs</i>	171	2,924	...	...	104	1,783	4	75	270	4,613	549	9,395
Sundries, Unenumerated.....	<i>Value</i>	...	20,566	...	422	...	49,478	...	451	...	3,541	...	74,458
TOTAL.....	<i>Hk. Ts</i>	...	2,994,204	...	47,260	...	3,532,716	...	7,656	...	215,393	...	6,797,229

## SUMMARY.

IMPORTED INTO THE FOLLOWING PLACES.		FROM HONGKONG.		FROM MACAO.			TOTAL IMPORTS.		
		Passing Malowchow Station.	Passing Tungho Station.	Passing Malowchow Station.	Passing Tungho Station.	Passing Chienshan Station.			
		Hk. Ts.	Hk. Ts.	Hk. Ts.	Hk. Ts.	Hk. Ts.	Hk. Ts.		
廣州府 Kwangchow-fu	廣東省城	Canton	.....	.....	275,473	.....	.....	275,473	
	佛山	Fatshan	.....	.....	8,189	.....	.....	8,189	
	順德城	Shuntakshing	.....	864	.....	136,989	.....	137,853	
	陳村	Chantsun	.....	.....	416,225	.....	.....	416,225	
	東莞城	Tungkunshing	.....	.....	56,681	.....	.....	56,681	
	太平	Taiping	.....	.....	55,752	.....	.....	55,752	
	香山	Heungshanshing	.....	3,827	1,116	141,363	7,656	144,270	298,232
	石岐	Shikki	.....	.....	909,494	.....	5,439	914,933	
	前山	Chienshan	.....	.....	.....	.....	64,569	64,569	
	斗門	Taamun	.....	.....	181,220	.....	544	181,764	
	新會城	Sanuishing	.....	132,772	.....	215,146	.....	546	348,464
	江門	Kongmoon	.....	639,756	.....	521,974	.....	25	1,161,755
	九龍	Kowloon	.....	.....	.....	20,191	.....	.....	20,191
	新寧城	Sanningshing	.....	1,270,015	.....	153,623	.....	.....	1,423,638
	赤溪	Chikkai	.....	.....	.....	97,189	.....	.....	97,189
肇慶府 Shiuling-fu	肇慶城	Shiuhingshing	.....	.....	4,336	.....	.....	4,336	
	鶴山	Hokshanshing	.....	.....	12,082	.....	.....	12,082	
	長沙	Cheungsha	.....	778,193	.....	201,577	.....	979,770	
	陽江	Yeungkongshing	.....	142,041	2,296	36,898	.....	.....	181,235
高州府 Kochow-fu	高州	Kochowshing	.....	3	.....	4,584	.....	.....	4,587
	水東	Shuitung	.....	25,229	43,848	24,679	.....	.....	93,756
雷州府 Luichow-fu	雷州	Luichowshing	.....	.....	27,072	.....	.....	27,072	
	赤鵝	Chikhom	.....	785	.....	188	.....	.....	973
瓊州府 Kinugchow-fu	瓊州	Kinugchowshing	.....	.....	6,222	.....	.....	6,222	
	陵水	Lingshui	.....	719	.....	14,799	.....	.....	15,518
	崖州	Yaichowshing	.....	.....	5,015	.....	.....	5,015	
	儋州	Tamchowshing	.....	.....	2,497	.....	.....	2,497	
廉州府 Limchow-fu	廉州	Limchowshing	.....	.....	61	.....	.....	61	
	北海	Pakhoi	.....	.....	1,528	.....	.....	1,528	
Kwangchowwan to Macao		.....	.....	.....	1,669	.....	.....	1,669	
TOTAL NATIVE IMPORTS.....Hk. Ts.		2,994,204	47,260	3,532,716	7,656	215,393	6,797,229		

TABLE No. V.—TRADE IN NATIVE PRODUCE.—Exports.

DESCRIPTION OF GOODS.	Classifier of Quantity.	TO HONGKONG.				TO MACAO.					TOTAL EXPORTS		
		Passing Malowchow Station.		Passing Tungho Station.		Passing Malowchow Station.		Passing Tungho Station.		Passing Chienshan Station.		Quantity.	Value.
		Quantity.	Value.	Quantity.	Value.	Quantity.	Value.	Quantity.	Value.	Quantity.	Value.		
Bags, Grass and Straw	Pieces	284,520	10,667	...	...	15,180	569	...	...	...	...	299,700	11,236
" Gunny, Old	"	446,858	29,060	...	...	9,340	607	...	...	...	...	456,198	29,667
Bamboo Baskets	Piculs	405	1,758	...	...	4,064	17,653	...	...	...	...	4,469	19,411
" Poles	Pieces	57,140	3,218	...	...	157,536	8,874	...	...	1,559	87	216,235	12,179
" Split	Piculs	726	2,724	...	...	47,978	179,885	...	...	315	1,183	49,019	183,792
Bambooware	"	5,414	59,765	...	...	1,559	17,211	...	...	16	180	6,989	77,156
Barley, Pearl	"	...	...	...	...	546	3,086	...	...	1	5	547	3,091
Beancurd, Dried	"	1	3	...	...	95	566	...	...	673	4,013	769	4,582
Beans and Peas	"	160	487	...	...	213	649	...	...	2	5	373	1,141
Betel-nuts	"	...	...	...	...	4,046	19,443	...	...	...	...	4,046	19,443
Brassware	"	6	303	...	...	95	4,647	...	...	...	...	101	4,950
Bricks and Tiles	Pieces	75,950	861	...	...	6,815,370	77,287	...	...	453,950	5,147	7,345,270	83,295
Caps, Silk	"	...	...	...	...	2,268	919	...	...	...	...	2,268	919
Cattle	Head	...	...	...	...	199	4,943	2	50	...	...	201	4,993
Charcoal	Piculs	3,320	3,586	...	...	48,743	52,642	...	...	...	...	52,063	56,228
Chinaware, Coarse	"	...	...	...	...	810	8,757	...	...	...	...	810	8,757
" Fine	"	...	...	...	...	299	10,262	...	...	...	...	299	10,262
Clogs	Pairs	50,435	2,953	...	...	4,437	259	...	...	...	...	54,872	3,212
Cloth, Native (Nankeens)	Piculs	101	6,570	...	...	1,003	65,344	...	...	...	...	1,104	71,914
Clothing, Old	"	...	...	...	...	17	3,446	...	...	79	15,754	96	19,200
Cocoa-nuts	Pieces	...	...	...	...	1,319,005	57,694	...	...	...	...	1,319,005	57,694
Crabs	Piculs	...	...	...	...	460	2,054	...	...	...	...	460	2,054
Dye-stuff	"	225	759	...	...	557	1,885	...	...	...	...	782	2,644
Eggs, Fresh and Salted	Pieces	59,550	647	...	...	13,373,083	146,361	...	...	988,940	10,680	14,421,573	157,688
Fans, Palm-leaf, Trimmed	"	1,000,933	27,714	...	...	1,559,998	39,630	...	...	...	...	2,650,931	67,344
" Untrimmed	"	28,750,304	186,793	...	...	8,271,296	53,790	...	...	...	...	37,021,600	240,583
" Paper	"	181,429	8,033	...	...	42,575	1,886	...	...	...	...	224,004	9,919
Feathers, Duck, Fowl, etc.	Piculs	4	52	...	...	39	488	...	...	3	39	46	579
Fire-crackers and Fireworks	"	7	141	...	...	1,237	25,701	...	...	6	133	1,250	25,965
Firewood	"	3,075	1,328	150	65	357,210	154,315	85	37	...	...	360,520	155,745
Fish, Dried and Salt	"	335	2,959	126	1,111	1,037	9,162	1,753	15,486	22	190	3,373	28,908
Flour, Potato	"	...	...	60	240	276	1,109	...	...	...	...	336	1,349
" Rice	"	...	...	...	...	1,353	6,910	...	...	...	...	1,353	6,910
Fruits, Dried	"	28	183	...	...	126	834	...	...	...	...	154	1,017
" Fresh	"	...	...	...	...	40,377	74,131	...	...	73	134	40,450	74,265
Glassware	"	...	...	...	...	75	1,712	...	...	...	...	75	1,712
Glue, Cow	"	...	...	41	896	26	562	...	...	...	...	67	1,458
Grasscloth, Coarse	"	...	...	...	...	48	2,810	...	...	...	...	48	2,810
" Fine	"	12	3,783	...	...	33	10,178	...	...	...	...	45	13,961
Ground-nut Cake	"	...	...	...	...	716	2,346	...	...	...	...	716	2,346
Hams	"	...	...	...	...	65	2,052	...	...	...	...	65	2,052
Hemp	"	87	944	...	...	2,235	24,190	...	...	...	...	2,322	25,134
" Skin	"	26	114	...	...	5,249	22,798	...	...	1	5	5,276	22,917
" Twine and Thread	"	8	207	...	...	1,526	38,021	...	...	...	...	1,534	38,228
Hides, Cow and Buffalo	"	12	254	...	...	30	604	...	...	...	...	42	858
Honey	"	...	...	...	...	87	699	...	...	...	...	87	699
Horns, Cow and Buffalo	"	...	...	...	...	14	137	...	...	...	...	14	137
Indigo, Liquid	"	...	...	...	...	838	4,174	...	...	...	...	838	4,174
Iron Pans	"	...	...	...	...	844	4,766	...	...	...	...	844	4,766
Ironware	"	54	373	...	...	433	3,011	...	...	16	112	503	3,496
Joss Ornaments	"	...	...	...	...	53	3,752	...	...	...	...	53	3,752
" Sticks	"	34	259	...	...	2,955	22,409	...	...	5	38	2,994	22,706
Joss-stick Powder	"	...	...	...	...	7,540	22,162	...	...	20	58	7,560	22,220
Lard	"	353	5,189	...	...	424	6,202	...	...	...	...	777	11,391
Leather	"	27	1,115	...	...	153	5,876	...	...	1	45	181	7,036
Leatherware	"	1,873	93,731	1	25	193	9,663	...	...	...	...	2,067	103,419
Lime	"	2,966	1,153	...	...	8,497	3,304	...	...	...	...	11,463	4,457
Lung-ngan Pulp	"	72	1,672	...	...	...	...	...	...	...	...	72	1,672
Mats, Straw	Pieces	5,299	1,421	...	...	19,700	5,281	...	...	22	6	25,021	6,708

TABLE No. V.—TRADE IN NATIVE PRODUCE.—Exports—Continued.

DESCRIPTION OF GOODS.	Classifier of Quantity.	TO HONGKONG.				TO MACAO.						TOTAL EXPORTS.	
		Passing Malowchow Station.		Passing Tungho Station.		Passing Malowchow Station.		Passing Tungho Station.		Passing Chienshan Station.			
		Quantity.	Value.	Quantity.	Value.	Quantity.	Value.	Quantity.	Value.	Quantity.	Value.	Quantity.	Value.
Mats, Tea, Sugar, etc.	Pieces	62,790	2,415	...	...	9,560,128	379,688	...	...	...	...	9,622,918	382,103
Meats, Preserved	Piculs	256	7,429	...	...	214	6,195	...	...	22	634	14,258	14,258
Medicines	"	85	482	4	22	1,527	8,622	...	...	4	22	1,620	9,148
Oil, Cassia-leaf	"	475	80,317	...	...	310	52,449	...	...	...	...	785	132,766
" Ground-nut	"	13	160	...	...	148	1,810	...	...	2	28	163	1,998
" Wood	"	...	...	...	...	251	2,229	...	...	...	...	251	2,229
Opium, Native	Catties	...	...	...	...	916	2,968	...	...	...	...	916	2,968
Oysters, Dried	Piculs	4	182	...	...	442	18,668	...	...	166	7,004	612	25,854
Palm Leaves	"	4,724	2,916	...	...	3,894	2,403	...	...	...	...	8,618	5,319
Palmleafware	"	9,142	22,922	...	...	558	1,399	...	...	...	...	9,700	24,321
Paper, 1st Quality	"	...	...	...	...	2,547	52,894	...	...	4	91	2,551	52,985
" 2nd "	"	612	5,376	...	...	15,545	136,491	...	...	7	64	16,164	141,931
" Joss	"	160	865	...	...	3,213	17,805	...	...	8	43	3,381	18,713
Peel, Orange	"	300	4,481	...	...	1,127	16,827	...	...	1	8	1,428	21,316
Persimmons, Dried	"	...	...	...	...	52	269	...	...	...	...	52	269
Pickles	"	254	887	...	...	1,223	4,265	...	...	58	203	1,535	5,355
Pigs	No.	411	3,461	143	1,204	18,257	153,796	54	454	3,798	31,994	22,663	190,909
Pottery, Earthenware	Piculs	62	180	...	...	14,035	41,255	...	...	112	328	14,209	41,763
Poultry	No.	1,370	444	...	...	59,645	19,327	...	...	690	223	61,705	19,994
Prawns, Dried	Piculs	7	163	...	...	151	3,402	...	...	11	252	169	3,817
Preserves	"	1	16	...	...	10	140	...	...	...	...	11	156
Rattans, Split	"	43	344	...	...	3,296	26,626	...	...	...	...	3,339	26,970
Samshu	"	5	26	...	...	22,812	118,789	...	...	519	2,703	23,336	121,518
Seed, Melon	"	23	189	650	5,282	49	398	...	...	3	21	725	5,890
" Sesamum	"	...	...	...	...	138	824	...	...	...	...	138	824
Shoes, Silk and Cotton	Pairs	29,825	27,869	...	...	31,107	29,068	...	...	...	...	60,932	56,937
Silk, Raw, White	Piculs	...	...	...	...	371	206,255	...	...	...	...	371	206,255
" " Wild	"	...	...	...	...	3,614	823,617	...	...	...	...	3,614	823,617
" Cocoons, Whole	"	...	...	...	...	574	81,747	...	...	...	...	574	81,747
" Refuse	"	...	...	...	...	487	17,898	...	...	...	...	487	17,898
" Piece Goods	"	...	...	...	...	157	127,524	...	...	...	...	157	127,524
" and Cotton Mixtures	"	...	...	...	...	12	3,901	...	...	...	...	12	3,901
Soy and Sauce	"	2,204	7,688	...	...	579	2,023	187	653	1,071	3,735	4,041	14,099
Sugar, Brown	"	2,402	9,572	...	...	75,915	302,536	...	...	3	12	78,320	312,120
" Cane	"	...	...	...	...	6,360	6,869	...	...	...	...	6,360	6,869
" White	"	3	21	...	...	244	1,672	...	...	2	10	249	1,703
Tallow, Animal	"	857	7,245	...	...	654	5,530	...	...	...	...	1,511	12,775
Tea, Black, Fired	"	...	...	...	...	8,337	191,155	...	...	9	193	8,346	191,348
" " Unfired	"	41	427	...	...	416	4,325	...	...	6	66	463	4,818
" Dust	"	...	...	...	...	227	1,011	...	...	...	...	227	1,011
" Green, Fired	"	...	...	...	...	7	194	...	...	...	...	7	194
" Seed Cake	"	222	437	...	...	1,461	2,875	...	...	1	2	1,684	3,314
Timber, Beams, Hard-wood	Pieces	...	...	...	...	1,117	7,304	...	...	...	...	1,117	7,304
" Hard-wood, Unclassed	"	2,659	4,320	...	...	20,311	32,991	...	...	463	752	23,433	38,063
" Planks, Hard-wood	"	60	116	...	...	9,661	18,821	...	...	...	...	9,721	18,937
" " Soft-wood	Sq. feet	3,390	199	...	...	3,089,435	183,512	...	...	9,120	541	3,101,945	184,252
" " Tea	Pieces	...	...	...	...	143,491	19,215	...	...	...	...	143,491	19,215
Tobacco, Leaf	Piculs	3,290	27,432	...	...	26,665	222,371	...	...	5	42	29,960	249,845
" Prepared	"	9,514	218,141	...	...	75	1,729	...	...	26	594	9,615	220,464
" Stalk	"	...	...	...	...	9,358	15,378	...	...	2	3	9,360	15,381
Treacle	"	...	...	...	...	2,854	3,854	...	...	...	...	2,854	3,854
Turnips, Salted	"	146	477	...	...	4,610	15,041	...	...	5	16	4,761	15,534
Umbrellas, Paper	Pieces	...	...	...	...	10,413	1,126	...	...	...	...	10,413	1,126
Vegetables, Dried and Salted	Piculs	48	140	...	...	601	1,767	4	13	...	...	653	1,920
" Fresh	"	4,100	6,642	...	...	933	1,512	...	...	70	113	5,103	8,267
Vermicelli	"	7	65	...	...	519	4,721	...	...	...	...	526	4,786
Vinegar	"	...	...	...	...	4,381	4,834	...	...	153	168	4,534	5,002
Wood, Coffin	Pieces	...	...	...	...	1,105	3,497	...	...	64	203	1,169	3,700
" Fragrant	Piculs	...	...	...	...	183	6,369	...	...	...	...	183	6,369

TABLE No. V.—TRADE IN NATIVE PRODUCE.—Exports—Continued.

DESCRIPTION OF GOODS.	Classifier of Quantity.	To HONGKONG.				To MACAO.						TOTAL EXPORTS.	
		Passing Malowchow Station.		Passing Tungho Station.		Passing Malowchow Station.		Passing Tungho Station.		Passing Chienshau Station.		Quantity	Value.
		Quantity.	Value.	Quantity.	Value.	Quantity.	Value.	Quantity.	Value.	Quantity.	Value.		
			<i>Hk. \$s</i>		<i>Hk. \$s</i>		<i>Hk. \$s</i>		<i>Hk. \$s</i>		<i>Hk. \$s</i>		<i>Hk. \$s</i>
Wood, Poles .....	<i>Pieces</i>	2,962	1,939	...	...	82,638	54,084	...	...	152	100	85,752	56,123
Woodware .....	<i>Piculs</i>	383	6,464	...	...	1,706	28,783	...	...	3	53	2,092	35,300
Yeast .....	<i>Value</i>	23	72	...	...	1,668	5,263	...	...	...	...	1,691	5,335
Sundries, Unenumerated .....	<i>Value</i>	...	8,995	...	356	...	45,567	...	7,852	...	1,297	...	64,067
TOTAL .....	<i>Hk. \$s</i>	...	922,295	...	9,201	...	4,805,186	...	24,545	...	89,322	...	5,850,549

## SUMMARY.

EXPORTED FROM THE FOLLOWING PLACES.		TO HONGKONG.		TO MACAO.			TOTAL EXPORTS.
		Passing Malowchow Station.	Passing Tungho Station.	Passing Malowchow Station.	Passing Tungho Station.	Passing Chienshan Station.	
		Hk. Ts	Hk. Ts	Hk. Ts	Hk. Ts	Hk. Ts	Hk. Ts
廣州府 Kwangchow-fu	廣東省城 Canton	...	...	268,206	...	...	268,206
	佛山 Fatsan	...	...	129,310	...	...	129,310
	順德城 Shuntakshing	...	...	1,199,345	...	...	1,199,345
	陳村 Chantsun	...	...	503,074	...	...	503,074
	東莞城 Tungkunshing	...	...	120,048	...	120	120,168
	太平 Taiping	...	...	3,693	...	...	3,693
	香山城 Heungshanshing	966	1,406	92,000	24,610	50,617	169,599
	石岐 Shikki	...	...	420,754	...	2,061	422,815
	前山 Chienshan	...	...	...	...	33,008	33,008
	斗門 Taunun	...	...	122,019	...	3,504	125,523
	新會城 Sanuishing	164,978	...	132,076	...	370	297,424
	江門 Kongmoon	494,692	...	461,014	...	10	955,716
	九龍 Kowloon	...	...	16,406	...	...	16,406
新甯城 Sanningshing	33,673	...	46,096	...	...	79,769	
赤溪 Chikkai	...	...	22,747	...	...	22,747	
肇慶府 Shiuhing-fu	肇慶城 Shiuhingshing	...	...	150,096	...	282	150,378
	鶴山城 Hokshanshing	...	...	2,197	...	...	2,197
	長沙 Cheungsha	90,365	...	170,619	...	...	260,984
	陽江城 Yeungkongshing	111,262	6,425	33,000	...	...	150,687
高州府 Kochow-fu	高州城 Kochowshing	1,343	...	65,053	...	...	66,396
	水東 Shuitung	2,084	1,200	28,093	...	...	31,377
	暗舖 Onpo	271	...	57,022	...	...	57,293
雷州府 Luichow-fu	雷州城 Luichowshing	7,488	68	454,600	...	...	462,156
瓊州府 Kiungchow-fu	瓊州城 Kiungchowshing	...	...	4,404	...	...	4,404
	陵水城 Lingshuishing	...	...	197,416	...	...	197,416
	崖州城 Yaichowshing	...	...	7,182	...	...	7,182
	儋州城 Tamchowshing	...	...	67,344	...	...	67,344
廉州府 Limchow-fu	廉州城 Limchowshing	...	...	12,543	...	...	12,543
	北海 Pakhoi	1,482	...	12,536	...	...	14,018
	欽州城 Yamchowshing	...	...	670	...	...	670
Macao to Annam		...	...	18,701	...	...	18,701
TOTAL NATIVE EXPORTS.....Hk. Ts		908,604	9,099	4,818,264	24,610	89,972	5,850,549



## B.—SPECIAL TABLES.

TABLE No. I.—IMPORT TRADE.

Comparative Table of the principal Articles of Import, for the Years 1895 to 1904.

DESCRIPTION OF GOODS.	Classifier of Quantity.	1895.	1896.	1897.	1898.	1899.	1900.	1901.	1902.	1903.	1904.
<b>OPICM.</b>											
Benares.....	<i>Piculs</i>	8	...	...	...	11	2	...	...	...	...
Malwa.....	"	...	5	...	...	...	...	...	...	...	...
Patna.....	"	1,470	1,838	2,109	2,510	2,219	1,587	1,409	1,397	1,088	1,276
Turkey.....	"	21	20	11	11	8	3	...	...	...	...
Boiled.....	"	1	2	...	8	1	...	1	9	1	...
<b>COTTON GOODS.</b>											
Shirtings, Grey.....	<i>Pieces</i>	80,666	74,521	76,533	23,207	11,386	9,652	6,752	6,846	6,561	4,630
"    White.....	"	98,630	90,496	82,331	42,915	14,413	11,794	5,379	13,572	9,583	6,194
T-Cloths.....	"	59,169	50,271	49,190	29,198	18,594	15,376	13,067	12,906	12,951	9,189
Cambries, Lawns, and Muslins.....	"	3,848	4,134	3,251	2,983	3,493	3,516	4,976	4,081	3,609	3,198
Dyed Shirtings, Figured, etc.....	"	12,762	13,326	11,659	8,986	13,055	13,783	9,381	8,461	11,899	10,267
Cotton Goods, Unclassed.....	"	14,839	23,894	22,413	20,849	32,080	31,607	32,414	30,597	39,087	35,252
"    Yarn, Indian.....	<i>Piculs</i>	37,060	34,942	31,511	44,014	40,452	25,762	26,517	40,754	52,850	61,116
<b>WOOLLEN GOODS.</b>											
Camlets, English.....	<i>Pieces</i>	4,907	5,302	4,127	2,812	2,470	3,151	3,282	2,793	3,007	2,211
Lastings.....	"	300	275	173	133	120	66	23	11	14	8
Long Ells.....	"	1,906	1,735	1,793	1,509	1,072	857	520	404	393	353
Narrow Cloth.....	"	1,980	880	53	122	26	28	34	4	...	...
Woollen Goods, Unclassed.....	"	1,608	1,601	1,970	1,676	1,500	1,325	1,264	997	1,171	1,719
<b>FOREIGN SUNDRIES.</b>											
Cotton, Raw.....	<i>Piculs</i>	6,069	9,659	14,119	15,955	16,100	5,055	8,504	6,000	5,308	2,589
Fish, Salt.....	"	6,031	8,502	11,485	1,482	1,268	3,452	6,111	5,380	3,728	4,807
Flour.....	"	20,964	20,738	15,378	12,118	18,005	22,853	27,450	27,718	25,734	27,304
Matches.....	<i>Gross</i>	509,914	764,431	394,187	209,851	144,012	112,745	118,576	217,084	223,863	167,012
Mushrooms.....	<i>Piculs</i>	2,099	2,576	1,908	1,564	1,374	1,594	1,985	1,618	1,877	2,242
Oil, Kerosene, American.....	<i>Galls.</i>	269,530	208,270	355,595	193,160	516,920	1,423,655	1,334,735	1,007,624	1,890,465	2,270,455
"    "    Russian.....	"	36,400	25,295	15,620	420	100,215	85,370	...	...	...	...
"    "    Sumatra.....	"	15,675	68,675	104,470	86,800	112,205	131,020	412,625	228,037	446,355	504,020
Rice and Paddy.....	<i>Value, Hk. Tk.</i>	512,177	570,614	103,095	60,617	312,529	1,162,377	792,489	2,525,405	1,129,548	749,555
<b>NATIVE SUNDRIES.</b>											
Beans and Peas.....	<i>Piculs</i>	23,446	29,861	17,459	14,709	14,036	21,910	21,750	35,623	31,107	24,580
Cloth, Cotton.....	"	1,972	1,599	2,324	2,528	3,304	3,001	3,629	2,465	2,761	2,798
Cotton, Raw.....	"	7,208	2,692	1,332	2,011	1,708	3,693	2,503	2,068	3,957	4,307
Fish, Salt.....	"	230,013	237,260	245,861	219,341	274,187	226,877	248,224	242,946	250,612	246,267
Ground-nut Cake.....	"	32,905	28,237	26,630	16,491	8,631	9,058	20,695	29,690	16,999	25,423
Medicines.....	<i>Value, Hk. Tk.</i>	103,595	212,116	154,096	175,297	153,271	146,487	128,139	101,533	89,692	94,161
Oil, Ground-nut.....	<i>Piculs</i>	98,440	79,361	111,350	97,965	78,978	78,796	112,434	134,365	166,135	186,464
Prawns, Dried.....	"	3,042	2,865	2,324	1,738	1,034	1,713	2,694	4,901	5,018	5,075
Silk Piece Goods.....	<i>Value, Hk. Tk.</i>	150,247	155,688	121,261	100,268	104,165	78,829	67,739	127,677	325,551	243,790
Sugar, Brown.....	<i>Piculs</i>	11,054	8,782	28,151	13,957	10,453	16,773	33,049	38,062	25,918	34,075
"    White.....	"	15,776	12,080	23,587	5,918	8,706	10,455	22,678	26,369	35,547	39,383
Vermicelli.....	"	16,895	18,813	16,561	12,705	12,501	17,220	17,336	24,817	24,726	20,901



TABLE No. 2.—EXPORT TRADE.

Comparative Table of the principal Articles of Export, for the Years 1895 to 1904.

DESCRIPTION OF GOODS.	Classifier of Quantity.	1895.	1896.	1897.	1898.	1899.	1900.	1901.	1902.	1903.	1904.
		Cloth, Cotton.....	Piculs	1,285	1,309	1,265	1,475	1,725	1,395	1,366	1,098
Eggs, Fresh and Salted.....	Pieces	5,809,124	7,020,597	7,801,030	9,043,420	7,623,749	9,208,972	10,074,591	10,315,788	10,254,278	14,421,573
Fans, Palm-leaf.....	"	12,586,280	14,927,570	15,866,520	14,315,635	19,563,840	38,554,346	41,340,198	36,684,473	35,867,416	39,672,531
Firewood.....	Piculs	333,156	304,066	306,727	290,992	309,002	331,637	339,708	348,067	391,536	360,520
Fruits, Fresh.....	"	52,322	40,895	42,623	42,910	51,535	52,722	57,526	41,837	34,430	40,450
Ground-nut Cake.....	"	19,731	32,335	18,603	17,346	629	3,492	3,070	1,532	1,340	716
Mats, Tea, Sugar, etc.....	Pieces	17,609,516	17,895,545	20,376,915	23,194,904	19,481,239	15,103,173	25,501,729	16,160,163	10,897,599	9,622,918
Oil, Cassia-leaf.....	Piculs	442	843	1,038	444	550	949	1,106	881	862	785
" Ground-nut.....	"	37,063	32,104	20,506	12,428	5,416	628	1,751	197	110	163
Paper, 1st Quality.....	"	2,710	2,828	3,414	2,189	1,184	1,425	1,732	2,297	2,331	2,551
" 2nd.....	"	18,332	18,169	18,901	17,634	10,303	12,137	15,955	14,893	15,104	16,164
Peel, Orange.....	"	1,258	1,200	1,031	1,783	1,808	860	1,693	2,423	1,906	1,428
Pigs.....	No.	22,333	26,808	30,918	35,400	30,509	31,061	30,935	35,035	31,212	22,663
Pottery, Earthenware.....	Piculs	11,680	15,510	17,265	14,964	17,225	14,787	15,129	14,212	14,814	14,209
Poultry.....	{ Value, Hk. Ts. }	42,412	63,620	34,727	13,190	14,994	17,401	23,722	15,841	9,318	19,994
Rice and Paddy.....	"	*177,273	*304,528	*394,378	*182,066	*2,040	...	*107,128	*94,295	...	...
Sanshu.....	Piculs	27,387	26,816	26,879	30,531	28,021	26,682	37,484	28,143	27,123	23,336
Silk, Raw, White.....	"	644	820	329	430	713	627	341	589	434	371
" " Wild.....	"	4,374	3,579	3,599	3,545	4,234	3,747	3,517	3,621	3,183	3,614
" Cocoons, Whole.....	"	892	1,248	1,162	1,048	1,056	394	436	467	1,001	574
" Refuse.....	"	602	839	780	720	746	596	1,301	499	422	487
" Piece Goods.....	{ Value, Hk. Ts. }	63,149	100,274	115,734	170,825	214,868	75,070	70,194	83,361	163,417	127,524
Sugar, Brown.....	Piculs	70,474	120,413	122,947	107,191	96,027	109,602	137,415	181,197	87,269	78,320
" White.....	"	671	2,460	2,029	2,042	3,210	1,924	3,517	1,405	866	249
Tea, Black, Fired.....	"	12,566	18,562	23,177	26,810	30,217	20,401	14,831	8,342	11,557	8,346
" " Unfired.....	"	20,663	6,945	2,400	1,247	1,261	7,899	5,723	2,628	558	463
" Green, Fired.....	"	1	10	33	2	1	21	56	98	12	7
" " Unfired.....	"	58	9	13	1	...	261	174	...	...	...
Timber, Planks, Hard-wood.....	{ Value, Hk. Ts. }	489,914	731,820	711,475	89,988	95,731	126,835	63,132	50,368	23,893	18,937
" " Soft-wood.....	"	95,454	108,700	192,851	125,557	128,519	120,578	120,113	96,010	85,020	184,252
Tobacco, Leaf.....	Piculs	28,632	19,352	25,398	34,555	38,942	30,277	36,434	33,549	23,634	29,960

\* Exported to Macao under special Regulations introduced in August 1889.

† Rice and Paddy of the value of Hk. Ts. 87,604 were exported to Macao under special Regulations introduced in August 1889 and Rice and Paddy of the value of Hk. Ts. 6,591 were exported from Macao to Kiangchowwan.

TABLE No. 3.—VALUE OF TRADE.

Comparative Table of the Value of the Trade, for the Years 1895 to 1904.

YEARS.	IMPORTS FROM		EXPORTS TO		TOTAL IMPORTS AND EXPORTS.	RE-EXPORTS.	TREASURE.		TRANSIT TRADE.	
	Foreign Countries.	Native Ports.	Foreign Countries.	Native Ports.			Imported.	Exported.	Inwards.	Outwards.
1895.....	Hk. Ts. 5,305,009	...	Hk. Ts. 4,070,919	...	Hk. Ts. 9,375,928	...	Hk. Ts. 1,484	...	...	...
1896.....	7,035,092	...	5,561,206	...	12,596,298	...	134	...	...	...
1897.....	7,249,460	...	5,894,314	...	13,143,774	...	...	...	...	...
1898.....	6,649,065	...	5,381,874	...	12,030,939	...	...	...	...	...
1899.....	7,575,239	...	6,173,279	...	13,748,518	...	...	...	...	...
1900.....	7,932,340	...	5,640,729	...	13,573,069	...	33	...	...	...
1901.....	8,359,795	...	6,246,617	...	14,606,412	...	...	...	...	...
1902.....	10,970,200	...	5,928,178	...	16,898,378	...	...	...	...	...
1903.....	11,228,872	...	5,527,690	...	16,756,562	...	66	...	...	...
1904.....	11,884,583	...	5,850,549	...	17,735,132	...	...	...	...	...

## TABLE No. 4.—SHIPPING.

Comparative Table of Shipping, for the Years 1895 to 1904.

a.—Under General Regulations.

YEARS.	ENTERED INWARDS.						CLEARED OUTWARDS.					
	STEAMERS.		SAILING VESSELS.*		TOTAL.		STEAMERS.		SAILING VESSELS.*		TOTAL.	
	No.	Tons.	No.	Tons.	No.	Tons.	No.	Tons.	No.	Tons.	No.	Tons.
1895.....	...	...	8,458	470,155	8,458	470,155	...	...	8,827	464,255	8,827	464,255
1896.....	...	...	7,982	440,068	7,982	440,068	...	...	8,127	459,964	8,127	459,964
1897.....	...	...	7,949	439,108	7,949	439,108	...	...	7,930	450,921	7,930	450,921
1898.....	...	...	7,727	418,886	7,727	418,886	...	...	7,718	428,648	7,718	428,648
1899.....	...	...	7,557	404,885	7,557	404,885	...	...	7,405	421,318	7,405	421,318
1900.....	...	...	7,928	463,569	7,928	463,569	...	...	7,600	453,546	7,600	453,546
1901.....	...	...	8,553	489,262	8,553	489,262	...	...	8,048	477,455	8,048	477,455
1902.....	...	...	8,819	508,245	8,819	508,245	...	...	7,791	455,789	7,791	455,789
1903.....	...	...	8,090	461,184	8,090	461,184	...	...	7,227	413,096	7,227	413,096
1904.....	...	...	8,008	463,723	8,008	463,723	...	...	6,738	402,156	6,738	402,156

\* Junks

b.—Under Inland Steam Navigation Rules.

Nil.

## TABLE No. 5.—TREASURE.

Nil.

## TABLE No. 6.—PASSENGER TRAF

Passenger Traffic during the Year 1904.

PASSENGERS INWARDS.	PASSING THE FOLLOWING STATIONS.	PASSENGERS OUTWARDS.
104,216	Malowchow.....	104,128
761	Tungsho.....	821
29,639	Chienshan.....	29,683
134,616	TOTAL.....	134,632

TABLE No. 7.—DISTRIBUTION OF SHIPPING.

Distribution of Shipping between Prefectures and Ports, and between Foreign Countries, during the Year 1904.

	TO CHINA.			FROM CHINA.			TOTAL.				
	No. of Trips.	Tonnage.		No. of Trips.	Tonnage.		No. of Trips.	Tonnage.			
		Ballast.	Cargo.		Ballast.	Cargo.		Ballast.	Cargo.		
		Tons.	Tons.		Tons.	Tons.		Tons.	Tons.		
廣州府 Kwangchow-fu	廣東省城	Canton	130	2,314	10,038	227	6,342	11,808	357	8,656	21,846
	佛山	Fatsan	29	100	1,729	42	...	3,593	71	100	5,322
	順德	Shuntakshing	69	...	6,022	63	...	5,262	132	...	11,284
	陳村	Chantsun	140	1,709	10,920	127	...	13,063	267	1,709	23,983
	莞城	Tungkunshing	55	...	2,543	189	85	11,115	244	85	13,658
	太平	Taiping	41	...	1,510	40	34	1,326	81	34	2,836
	香山	Heungshanshing	2,466	612	42,337	2,001	15,001	23,419	4,467	15,613	65,755
	石岐	Shikki	584	811	30,745	455	1,037	26,980	1,039	1,848	57,725
	前山	Chienshan	165	...	2,882	167	277	2,654	332	277	5,536
	斗門	Taunun	493	43	12,970	433	...	11,973	926	43	24,943
	新會	Santushing	139	100	11,163	185	615	15,441	324	715	26,604
	江門	Kongmoon	575	1,658	54,796	286	596	29,769	861	2,254	84,565
	九龍	Kowloon	119	75	2,511	102	60	2,353	221	135	4,864
	肇慶府 Shiuhing-fu	甯城	Sanningshing	640	...	63,954	449	24,091	24,515	1,089	24,091
溪山		Chikkai	196	444	20,196	196	2,268	19,887	392	2,712	40,083
城山		Shiuhingshing	401	15,836	4,079	401	221	19,545	802	16,057	23,624
鶴山		Hokshanshing	7	...	480	4	...	132	11	...	612
高州府 Kochow-fu	長沙	Cheungsha	570	144	62,042	267	4,482	35,122	837	4,626	97,164
	陽江	Yeungkongshing	185	603	6,277	67	349	2,552	252	952	8,829
	州城	Kochowshing	161	3,216	1,494	241	...	7,483	402	3,216	8,977
雷州府 Luichow-fu	東莞	Shuitung	162	1,360	6,144	106	1,593	3,344	268	2,953	9,488
	鋪城	Orpo	1	...	25	23	...	784	24	...	809
	州城	Luichowshing	63	757	8,368	136	...	12,399	199	757	20,767
瓊州府 Kiungchow-fu	嶺南	Chikhom	4	36	276	...	...	...	4	36	276
	州城	Kiungchowshing	24	114	1,173	3	...	132	27	114	1,305
	水城	Lingshuishing	16	...	1,566	58	...	4,561	74	...	6,127
廉州府 Lanchow-fu	州城	Yaichowshing	5	...	308	5	...	222	10	...	530
	州城	Tamchowshing	8	36	262	26	...	1,074	34	36	1,336
	州城	Limchowshing	5	42	150	19	...	1,067	24	42	1,217
	北海	Pakhoi	49	1,203	744	47	36	1,680	96	1,239	2,424
	欽州	Yamchowshing	1	...	18	4	6	339	5	6	337
TOTAL, NATIVE PORTS.....			7,503	31,213	367,702	6,369	57,093	293,593	13,872	88,306	661,295
		FROM FOREIGN COUNTRIES.	TO FOREIGN COUNTRIES.			TOTAL.					
Hongkong.....			497	...	63,926	359	...	49,705	856	...	113,631
Annam.....			3	284	310	8	...	1,717	11	284	2,027
Kwangchowwan.....			4	...	132	2	...	48	6	...	180
Siam.....			1	...	156	...	...	...	1	...	156
TOTAL, FOREIGN COUNTRIES			505	284	64,524	369	...	51,470	874	284	115,994
GRAND TOTAL.....			8,008	31,497	432,226	6,738	57,093	345,063	14,746	88,590	777,289

TABLE No. 8.—DISTRIBUTION OF TRADE.

Comparative Value of the Trade Inwards and Outwards between Lappa and the several Prefectures of the Kwangtung Province, for the Years 1902 to 1904.

	VALUE OF FOREIGN GOODS SENT TO	VALUE OF NATIVE GOODS SENT TO	VALUE OF NATIVE GOODS SHIPPED FROM	TOTAL VALUE OF TRADE INWARDS AND OUTWARDS.
<b>1902.</b>	<i>Hk. Tls</i>	<i>Hk. Tls</i>	<i>Hk. Tls</i>	<i>Hk. Tls</i>
Kwangchow-fu and north half of Shiuhing-fu	4,644,683	3,045,537	3,947,070	13,637,290
Kochow-fu and south half of Shiuhing-fu	689,796	238,869	551,378	1,480,043
Luichow-fu	142,451	29,777	869,861	1,042,089
Kiungchow-fu (Hainan)	91,327	44,117	512,351	647,795
Limchow-fu	1,838	1,480	17,185	20,503
Miscellaneous	...	40,325	30,333	70,658
<b>TOTAL</b> ..... <i>Hk. Tls</i>	5,570,095	5,400,105	5,928,178	16,898,378
<b>1903.</b>				
Kwangchow-fu and north half of Shiuhing-fu	4,316,948	5,809,821	4,213,325	14,340,094
Kochow-fu and south half of Shiuhing-fu	628,498	312,872	449,618	1,390,988
Luichow-fu	40,984	36,184	541,224	618,392
Kiungchow-fu (Hainan)	46,074	8,651	277,457	332,182
Limchow-fu	33	61	21,739	21,833
Miscellaneous	90	28,656	24,327	53,073
<b>TOTAL</b> ..... <i>Hk. Tls</i>	5,032,627	6,196,245	5,527,690	16,756,562
<b>1904.</b>				
Kwangchow-fu and north half of Shiuhing-fu	4,469,497	6,457,096	4,760,362	15,686,955
Kochow-fu and south half of Shiuhing-fu	563,334	279,578	305,753	1,148,665
Luichow-fu	3,499	28,045	462,156	493,700
Kiungchow-fu (Hainan)	46,110	29,252	276,346	351,708
Limchow-fu	196	1,589	27,231	29,016
Miscellaneous	4,718	1,669	18,701	25,088
<b>TOTAL</b> ..... <i>Hk. Tls</i>	5,087,354	6,797,229	5,850,549	17,735,132

TABLE No. 9.—HONGKONG AND MACAO JUNK TRAFFIC.

Comparative Table of the Number of Junks regularly trading between Macao and Hongkong, and Value of the Cargo carried by them, for the Years 1895 to 1904.

YEARS.	TO HONGKONG.		FROM HONGKONG.		TO AND FROM HONGKONG.	
	No. of Junks.	Value of Cargo.	No. of Junks.	Value of Cargo.	No. of Junks.	Value of Cargo.
		<i>Hk. Tls</i>		<i>Hk. Tls</i>		<i>Hk. Tls</i>
1895.....	693	762,657	751	2,236,673	1,444	2,999,330
1896.....	717	913,359	811	2,564,343	1,528	3,477,702
1897.....	722	1,069,537	776	2,833,498	1,498	3,903,035
1898.....	585	1,371,107	651	2,974,004	1,236	4,345,111
1899.....	618	1,920,310	679	3,582,630	1,297	5,502,940
1900.....	621	1,871,793	598	2,442,604	1,219	4,314,397
1901.....	438	1,269,254	563	2,654,280	1,001	3,923,534
1902.....	422	1,225,181	614	3,067,879	1,036	4,293,060
1903.....	376	825,873	481	2,495,879	857	3,321,752
1904.....	359	742,196	497	2,237,583	856	2,979,779

TABLE No. 10.—HONGKONG AND MACAO JUNK TRADE.

a.—Trade from Hongkong to Macao carried on in Chinese Junks during the Year 1904.

DESCRIPTION OF GOODS.	Classifier of Quantity.	PASSED MALOWCHOW.		DESCRIPTION OF GOODS.	Classifier of Quantity.	PASSED MALOWCHOW.	
		Quantity.	Value.			Quantity.	Value.
METALS.		Hk. Ts				Hk. Ts	
Brass and Yellow Metal, Bars, Rods, and Sheets	Piculs	488	24,033	Joss-stick Powder	Piculs	67	203
Brassware	"	10	442	Leather	"	1,856	76,114
Iron Anchors and Chains, and Parts of	"	275	20,202	Lily Flowers, Dried	"	194	1,495
" Bars	"	1,679	4,702	Mangrove Bark	"	100	150
" Nail-rod	"	656	1,969	Matches, Wood	Gross	380	96
" Nails	"	634	2,538	Mats, Packing	Pieces	5,235	157
" Wire	"	401	2,007	Meats, Dried and Salted	Piculs	23	563
" Unclassed	"	10,801	108,009	Medicines, Native	"	1,217	8,640
" Old	"	1,553	2,950	Molasses	"	484	581
Lead, in Pigs	"	1,650	9,403	Nuts, White	"	23	99
Steel, Bars	"	28	251	Oil, Ground-nut	"	45,069	495,763
Zinc	"	15	178	" Kerosene, American	Galls.	452,000	89,225
				" " Sumatra	"	4,000	720
				Paper, 1st Quality	Piculs	16	319
				" 2nd	"	193	1,723
				" Joss	"	148	888
				Persimmons, Dried	"	152	607
				Pickles	"	49	146
				Pottery and Earthenware	"	12	37
				Raisins	"	12	144
				Rattans, Split	"	836	6,351
				" Whole	"	3,106	18,637
				Rice	"	283,929	624,644
				" Paddy	"	12,615	21,446
				Sago	"	88	484
				Samshu	"	1,197	11,968
				Sandalwood	"	1,172	9,489
				" Powder	"	10	60
				Sapanwood	"	10	25
				Seed, Melon	"	55	454
				" Sesamum	"	40	228
				Shoes, Silk and Cotton	Pairs	328	292
				Soy and Sauce	Piculs	624	1,873
				Stock-fish	"	3	18
				Sugar, Brown	"	272	994
				" Candy	"	397	2,856
				" White	"	5,188	31,646
				Tallow, Animal	"	7	60
				Tar	Galls.	1,919	595
				Tea, Black	Piculs	546	13,092
				" Stalk	"	72	490
				Timber, Beams, Hard-wood	Pieces	3,691	14,384
				" Hard-wood, Unclassed	"	2,198	4,396
				" Logs, Hard-wood	"	1,594	3,188
				" Planks,	"	5,022	10,345
				" " Soft-wood	Sq. feet	12,000	420
				" " Teak	Cub. ft.	22,042	30,859
				Tobacco, Leaf	Piculs	3,290	25,662
				" Prepared	"	260	5,765
				" Stalk	"	1,021	2,042
				Vegetables, Dried and Salted	"	60	180
				Vermicelli and Macaroni	"	1,833	15,034
				Vinegar	"	806	806
SUNDRIES.							
Almonds	Piculs	10	210				
Awabi	"	7	328				
Bags, Gunny, Old	Pieces	3,500	210				
Barley, Pearl	Piculs	7	33				
Beancurd, Dried	"	41	226				
Beans and Peas	"	17,307	48,459				
Betel-nuts	"	9,824	44,208				
Bran, Rice	"	12,125	12,125				
Cement	"	1,898	1,898				
Charcoal	"	558	725				
Chinaware, Coarse	"	1,442	15,141				
Cloth, Native (Nankeens)	"	1,093	65,609				
Coal	Tons	17,681	93,709				
Cocoa-nuts	Pieces	65,350	2,745				
Coke	Tons	16	218				
Cuttle-fish	Piculs	5	105				
Dates, Red	"	49	195				
Eggs, Preserved and Salted	Pieces	3,300	40				
Fans, Palm-leaf, Untrimmed	"	76,000	471				
Feathers, Duck, Fowl, etc.	Piculs	164	1,962				
Firewood	"	450	180				
Fish, Dried and Salt, Foreign	"	100	680				
" " Native	"	139	1,386				
Flour, Potato	"	454	1,818				
" Rice	"	45	248				
" Wheat, American	"	23,354	87,578				
Fungus	"	67	2,357				
Gambier Root	"	32	110				
Glass, Window	Boxes	419	1,676				
Ground-nut Cake	Piculs	1,838	5,515				
Ground-nuts	"	15,757	69,329				
Gypsum	"	302	422				
Hemp	"	6,087	62,698				
" Twine and Thread	"	71	1,708				
Hides, Cow and Buffalo	"	422	8,003				
Indigo, Liquid	"	22	99				

## a.—Trade from Hongkong to Macao carried on in Chinese Junks—Continued.

DESCRIPTION OF GOODS.	Classifier of Quantity.	PASSED MALOWCHOW.		DESCRIPTION OF GOODS.	Classifier of Quantity.	PASSED MALOWCHOW.	
		Quantity.	Value.			Quantity.	Value.
			<i>Hk. \$s</i>				<i>Hk. \$s</i>
Wax, Paraffin.....	<i>Piculs</i>	90	810	Sundries, Unenumerated, Native.....	<i>Value</i>	...	4,813
Woodware.....	"	18	299				
Sundries, Unenumerated, Foreign.....	<i>Value</i>	...	4,098	TOTAL.....	<i>Hk. \$s</i>	.....	2,237,583

## b.—Trade from Macao to Hongkong carried on in Chinese Junks during the Year 1904.

DESCRIPTION OF GOODS.	Classifier of Quantity.	PASSED MALOWCHOW.		DESCRIPTION OF GOODS.	Classifier of Quantity.	PASSED MALOWCHOW.	
		Quantity.	Value.			Quantity.	Value.
			<i>Hk. \$s</i>				<i>Hk. \$s</i>
Bags, Grass and Straw.....	<i>Pieces</i>	20,600	742	Lard.....	<i>Piculs</i>	27	392
" Gunny, Old.....	"	143,576	8,615	Leather.....	"	840	34,438
Bambooware.....	<i>Piculs</i>	43	436	Mangrove Bark.....	"	120	180
Betel-nuts.....	"	221	993	Mats, Packing.....	<i>Pieces</i>	4,371,456	128,144
Brassware.....	"	684	31,469	" Straw.....	"	4,100	861
Cement.....	"	10,090	10,090	Medicines, Native.....	<i>Piculs</i>	121	857
Charcoal.....	"	23,309	30,302	Oil, Ground-nut.....	"	2,506	27,561
Chinaware, Coarse.....	"	14	147	Paper, 1st Quality.....	"	3	59
Clams and Cockles, Dried.....	"	1,606	19,272	" 2nd ".....	"	4	32
Clay, Dried.....	"	146,147	26,306	" Joss.....	"	102	612
Cloth, Native (Nankeens).....	"	16	972	Peel, Orange.....	"	1,155	15,942
Cocoa-nuts.....	<i>Pieces</i>	50,500	2,121	Pottery and Earthenware.....	"	146	453
Cotton, Raw, Native.....	<i>Piculs</i>	37	925	Rattans, Split.....	"	399	3,031
Fans, Palm-leaf, Trimmed.....	<i>Pieces</i>	218,790	5,338	" Whole.....	"	211	1,267
" " Untrimmed.....	"	5,986,490	37,116	Samschu.....	"	385	3,854
Feathers, Duck and Fowl.....	<i>Piculs</i>	346	4,151	Sandalwood.....	"	18	146
Fire-crackers and Fireworks.....	"	4,757	102,280	Seed, Sesamum.....	"	67	382
Firewood.....	"	1,892	757	Sugar, Brown.....	"	34,093	124,439
Fish, Dried and Salt, Native.....	"	658	6,580	Tea, Black.....	"	892	21,399
Flour, Potato.....	"	50	200	" Green.....	"	65	1,678
Glassware.....	"	67	1,382	" Leaf, and Unfired.....	"	706	6,350
Glue, Cow.....	"	279	5,380	Timber, Beams, Hard-wood.....	<i>Pieces</i>	200	1,200
Hemp.....	"	1,062	10,934	" Hard-wood, Unclassed.....	"	4,141	8,282
" Skin.....	"	746	2,985	" Logs, Hard-wood.....	"	175	350
" Twine and Thread.....	"	279	6,691	" Planks, ".....	"	1,376	3,027
Hides, Cow and Buffalo.....	"	225	4,277	Wood, Poles.....	"	937	543
Iron Chains, and Parts of.....	"	184	1,472	Sundries, Unenumerated, Foreign.....	<i>Value</i>	...	4,136
" Wire.....	"	37	184	" " Native.....	"	...	28,709
" Old.....	"	101	191				
Ironware, Unclassed.....	"	95	953				
Joss Sticks.....	"	85	611	TOTAL.....	<i>Hk. \$s</i>	.....	742,196

TABLE No. II.—HONGKONG AND MACAO JUNK TRADE.

a.—Comparative Table of the principal Articles carried by Chinese Junks from Hongkong to Macao, for the Years 1900 to 1904.

DESCRIPTION OF GOODS.	Classifier of Quantity.	1900.	1901.	1902.	1903.	1904.
<b>COTTON GOODS.</b>						
Shirtings, Grey, Plain .....	<i>Pieces</i>	60	...	369	...	...
"    White, " .....	"	...	...	261	...	...
T-Cloths .....	"	75	...	505	...	...
Dyed Shirtings, Plain .....	"	...	...	116	289	...
Cotton Yarn, Indian .....	<i>Piculs</i>	142	9	1,269	2	...
<b>METALS.</b>						
Brass and Yellow Metal, Sheets .....	<i>Piculs</i>	652	475	680	639	488
Copper, Old .....	"	28	7	3	...	...
Iron, Bars .....	"	1,325	2,221	1,994	775	1,679
"    Nail-rod .....	"	6,954	9,335	3,949	1,517	656
"    Nails .....	"	1,126	2,048	896	690	634
"    Sheets .....	"	188	153	48	...	...
"    Wire .....	"	1,929	2,367	1,299	876	401
"    Old .....	"	5,808	9,036	5,668	2,464	1,553
Lead, in Pigs .....	"	3,785	3,832	2,324	1,472	1,650
"    "    Sheets, and Tea Lead .....	"	...	17	...	6	...
Steel, Bars .....	"	310	174	99	23	28
Tin, Slabs .....	"	243	243	64	...	...
Tinned Plates .....	"	3,170	1,745	471	464	...
Zinc .....	"	349	77	199	2	15
<b>SUNDRIES.</b>						
Aniseed, Star, Whole .....	<i>Piculs</i>	12	6	...	...	...
Awabi .....	"	56	73	88	14	7
Beans .....	"	24,906	25,024	32,552	23,094	17,307
Betel-nuts .....	"	6,217	11,821	10,098	9,709	9,824
Bicho de Mar, Black .....	"	24	4	76	...	...
Chinaware, Coarse .....	"	3,231	3,220	3,325	1,234	1,442
Cloth, Native (Nankeens) .....	"	1,910	1,895	669	482	1,093
Coal .....	<i>Tons</i>	14,946	13,491	12,968	14,948	17,681
Cocoa-nuts .....	<i>Pieces</i>	85,673	58,300	67,960	140,820	65,350
Compooy .....	<i>Piculs</i>	1	4	27	2	...
Cotton, Raw, Indian .....	"	306	12	154	58	...
Cuttle-fish .....	"	61	103	186	35	5

## a.—Comparative Table of the principal Articles carried by Chinese Junks—Continued.

DESCRIPTION OF GOODS.	Classifier of Quantity.	1900.	1901.	1902.	1903.	1904.
Dates, Red .....	<i>Piculs</i>	857	902	631	193	49
Fish, Dried and Salt, Foreign .....	"	827	...	340	299	100
" " " Native .....	"	98	1,001	66	18	139
Flour, Wheat .....	"	20,466	25,600	29,746	20,218	23,354
Fungus .....	"	728	864	754	175	67
Gambier, False .....	"	6,289	2,697	1,206	390	32
Ground-nut Cake .....	"	4,908	1,532	1,989	2,082	1,838
Hemp .....	"	5,345	9,504	8,737	2,990	6,087
" Twine and Thread .....	"	83	174	93	425	71
Hides, Cow and Buffalo .....	"	808	1,263	1,432	1,654	422
Indigo, Liquid .....	"	663	103	101	...	22
Joss-stick Powder .....	"	140	195	342	399	67
Leather .....	"	908	1,527	1,148	969	1,856
Lily Flowers, Dried .....	"	1,462	1,415	992	501	194
Mangrove Bark .....	"	2,913	1,637	1,177	735	100
Medicines .....	<i>Vol. Hk. Pts</i>	35,279	32,464	13,523	9,180	8,640
Molasses .....	<i>Piculs</i>	6,633	698	565	853	484
Moss .....	"	1	...	...	...	...
Mushrooms .....	"	164	130	109	21	...
Mussels, Dried .....	"	176	190	79	22	...
Oil, Ground-nut .....	"	39,163	52,578	57,853	57,995	45,069
" Kerosene, American .....	<i>Gallons</i>	650,275	662,150	481,180	334,000	452,000
" " Russian .....	"	...	13,000	...	9,000	...
" " Sumatra .....	"	31,500	29,000	2,500	53,500	4,000
Persimmons, Dried .....	<i>Piculs</i>	421	691	341	142	152
Prawns and Shrimps, Dried .....	"	428	23	12	...	...
Raisins .....	"	208	278	147	18	12
Rattans .....	"	5,665	5,838	5,566	6,209	3,942
Rice .....	"	361,646	360,730	405,088	292,852	283,929
" Paddy .....	"	11,483	5,739	19,111	6,633	12,615
Sanshu .....	"	251	417	467	1,171	1,197
Sandalwood .....	"	893	1,016	1,584	730	1,172
Stock-fish .....	"	40	394	59	91	3
Sugar Candy .....	"	1,172	1,420	1,275	856	397
" White .....	"	9,726	13,494	14,587	7,138	5,188
Tar .....	<i>Gallons</i>	8,887	3,139	11,750	45,341	1,919
Timber, Beams, Hard-wood .....	<i>Pieces</i>	5,224	4,991	4,098	1,892	3,691
" Logs, Teak .....	"	80	...	...	...	...
" Planks, Teak .....	<i>Cub. feet</i>	4,732	4,878	7,926	3,345	22,042
Tobacco, Leaf .....	<i>Piculs</i>	3,460	819	3,622	4,297	3,290
Vermicelli and Macaroni .....	"	6,330	5,077	5,493	4,014	1,833
Wax, White .....	"	159	114	152	5	...



b.—Comparative Table of the principal Articles carried by Chinese Junks from Macao to Hongkong, for the Years 1900 to 1904.

DESCRIPTION OF GOODS.	Classifier of Quantity.	1900.	1901.	1902.	1903.	1904.
Bags, Gunny, Old .....	<i>Pieces</i>	28,560	33,676	93,816	251,552	143,576
Beans and Peas .....	<i>Piculs</i>	95	5	...	426	...
Betel-nuts .....	"	53	166	...	564	221
Brassware .....	"	635	748	795	757	684
Cement .....	"	235,785	68,873	2,844	3,820	10,090
Clams, Dried .....	"	1,810	4,438	5,893	1,704	1,606
Copper, Old .....	"	134	...	74	...	...
Eggs, Preserved .....	<i>Pieces</i>	1,500	120,300	12,100	...	...
Fans, Palm-leaf, Trimmed .....	"	9,928,160	510,463	469,844	473,250	218,790
" " Untrimmed .....	"	18,434,200	12,878,760	8,726,300	7,462,920	5,986,490
Fire-crackers and Fireworks .....	<i>Piculs</i>	19,517	22,311	18,860	12,013	4,757
Fish, Dried and Salt .....	"	1,012	1,613	800	108	658
Glue, Cow .....	"	258	184	712	514	279
Hemp .....	"	165	32	27	567	1,062
" Twine and Thread .....	"	291	261	310	162	279
Hides, Cow and Buffalo .....	"	441	255	298	281	225
Joss Sticks .....	"	4,612	2,950	760	188	85
Leather .....	"	623	927	730	566	840
Mats, Packing .....	<i>Pieces</i>	8,872,710	7,685,143	6,568,292	4,611,321	2,271,456
" Straw .....	"	1,695	...	...	...	4,100
Medicines .....	<i>Val., Hk. Pts.</i>	2,670	3,314	2,234	1,531	857
Oil, Ground-nut .....	<i>Piculs</i>	832	1,132	284	204	2,506
Peel, Orange .....	"	1,707	692	887	1,210	1,155
Rattans .....	"	440	758	636	1,157	610
Rice .....	"	...	160	547	...	...
Samshu .....	"	664	849	327	265	385
Soy and Sauce .....	"	53	18	5	2	...
Sugar, Brown .....	"	50,821	58,899	76,219	33,434	34,093
" White .....	"	8,205	...	1,088	...	...
Tea, Black .....	"	1,410	2,018	1,771	1,033	892
" Green .....	"	59	616	301	80	65
" Leaf, and Unfired .....	"	343	2,159	1,124	415	706
Timber, Beams, Hard-wood .....	<i>Pieces</i>	1,055	2,645	2,173	1,251	200
" Logs, " .....	"	6,130	7,217	1,829	1,140	175
" Planks, " .....	"	7,034	1,486	1,416	615	1,376
Tobacco, Prepared .....	<i>Piculs</i>	222	236	18	...	...
Vegetables, Fresh .....	"	...	90	...	...	...

TABLE No. 12.—DESTINATION OF OPIUM.

Comparative Table of the Quantities of Raw Opium taken by each Place,  
for the Years 1900 to 1904.

PLACES.		1900.	1901.	1902.	1903.	1904.
		<i>Piculs.</i>	<i>Piculs.</i>	<i>Piculs.</i>	<i>Piculs.</i>	<i>Piculs.</i>
KWANGCHOW-FU.						
Shuntak District:—	廣州府					
Shuntakshing .....	順德縣	6.78	8.01	7.32	29.85	4.11
Kumchuk (by steamers) .....	順德竹	...	...	...	...	104.40
Tungkun District:—	東莞縣					
Tungkunshing .....	東莞城	0.06	...	...	...	...
Taiping .....	太平	...	...	2.19	...	...
Sanoa District:—	新安縣					
Kowloon .....	新九龍	21.84	21.15	17.58	4.89	0.30
Heungshan District:—	香山縣					
Heungshanshing .....	香香山	157.20	165.57	153	129.18	130.44
Shikki .....	石岐	348.30	377.10	441.78	394.83	404.19
Chienshan .....	前山	107.40	114.18	130.20	155.73	148.86
Taunm .....	斗門	76.08	85.14	83.46	88.38	57.24
Sanui District:—	新會縣					
Sannishing .....	新會城	22.92	19.41	21.15	0.93	0.42
Kongmoon .....	新江門	197.82	175.56	78.51	72.66	209.64
„ (by steamers) .....	江門	...	...	...	...	116.34
Sanning District:—	新甯縣					
Sanningshing .....	新甯城	192.84	194.91	111.87	38.49	25.68
Chikkai .....	新赤溪	92.94	100.74	85.44	59.25	14.04
SHIUHING-FU.						
Shiuhingshing .....	肇慶府	..	0.06	0.27	0.30	0.33
Hokshan District:—	鶴山縣					
Hokshanshing .....	鶴山城	0.03	...	...	...	...
Hoiping District:—	開山縣					
Cheungsha .....	長沙	210.66	59.55	175.68	74.22	45.66
TOTAL, KWANGCHOW-FU AND NORTH HALF OF SHIUHING-FU .....		1,434.87	1,321.38	1,308.45	1,048.71	1,261.65

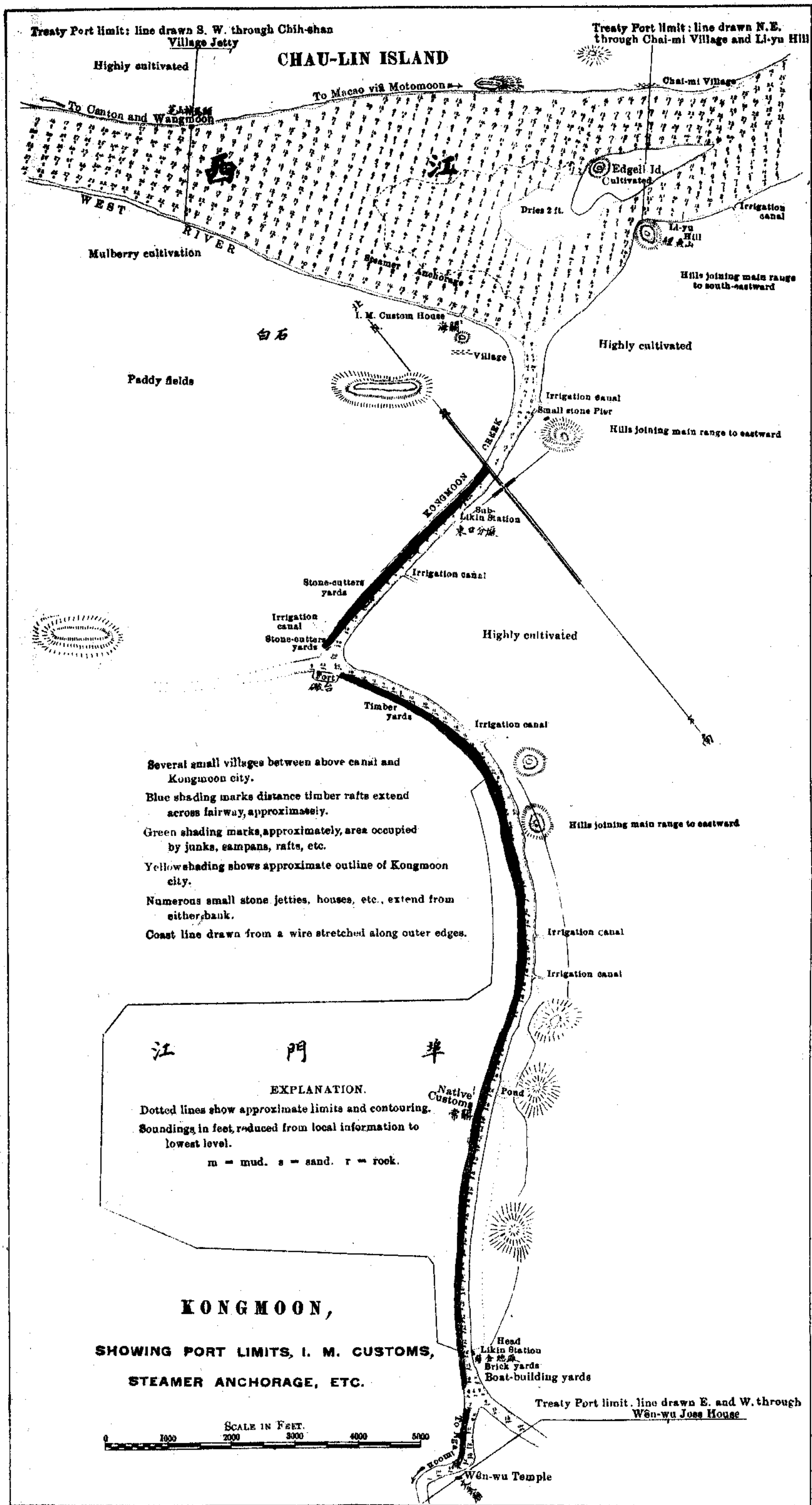
Comparative Table of the Quantities of Raw Opium taken by each Place—Continued

PLACES.		1900.	1901.	1902.	1903.	1904.
SHIHING-FU.	肇慶府	<i>Piculs.</i>	<i>Piculs.</i>	<i>Piculs.</i>	<i>Piculs.</i>	<i>Piculs.</i>
Yeungkong District:—	陽江府					
Yeungkongshing.....	陽江府城	85.62	49.68	54.54	30.09	8.76
KOCHOW-FU.	高州府					
Kochowshing.....	高州府城	1.86	1.14	1.17	...	...
Tinpak District:—	電白縣					
Shuitung.....	電白縣東	8.04	1.83	0.06	...	...
Shikshing District:—	石城縣					
Onpo.....	石城縣鋪	0.81	...	...	...	...
TOTAL, KOCHOW-FU AND SOUTH HALF OF SHIHING-FU		96.33	52.65	55.77	30.09	8.76
LUICHOW-FU.	雷州府					
Luichowshing.....	雷州府城	18.81	0.24	0.09	...	...
Sukai District:—	遂溪縣					
Chikhon.....	遂溪縣	0.60	...	...	...	...
TOTAL, LUICHOW-FU.....		19.41	0.24	0.09	...	...
KIUNGCHOW-FU.	瓊州府					
Kiungchowshing.....	瓊州府城	3.27	2.28	3.72	2.13	0.30
Lingshui District:—	陵水縣					
Lingshuishing.....	陵水縣城	14.31	14.25	19.74	6.54	4.23
Yaichow District:—	崖州城					
Yaichowshing.....	崖州城	5.22	4.05	4.20	0.75	0.42
Tamchow District:—	儋州城					
Tamchowshing.....	儋州城	17.97	14.31	5.43	...	0.30
TOTAL, KIUNGCHOW-FU.....		40.77	34.89	33.09	9.42	5.25
LIMCHOW-FU.	廉州府					
Hoppo District:—	合浦縣					
Pakhoi.....	合浦縣海	0.03	...	0.09	...	...
GRAND TOTAL.....		1,591.41	1,409.16	1,397.49	1,088.22	1,275.66

TABLE No. 13.—TEA.

Export of Tea during the Year 1904.

DESTINATION.	BLACK.	GREEN.	DUST.	STALK.	TOTAL.
	<i>Piculs.</i>	<i>Piculs.</i>	<i>Piculs.</i>	<i>Piculs.</i>	<i>Piculs.</i>
Macao .....	8,703	7	227	6	8,943
Hongkong .....	41	...	...	...	41
Annam .....	65	...	...	...	65
TOTAL .....	8,809	7	227	6	9,049



Treaty Port limit: line drawn S. W. through Chih-shan Village Jetty

Treaty Port limit: line drawn N. E. through Chai-mi Village and Li-yu Hill

**CHAU-LIN ISLAND**

Highly cultivated  
 To Canton and Wangmoon  
 WEST RIVER  
 Mulberry cultivation  
 To Macao via Motomoon  
 Edgell Id Cultivated  
 Dries 2 ft.  
 Irrigation canal  
 Li-yu Hill  
 Hills joining main range to south-eastward  
 Highly cultivated  
 Village  
 M. Custom House  
 Irrigation canal  
 Small stone Pier  
 Hills joining main range to eastward  
 KONGMOON RIVER  
 Sub-Likin Station  
 Stone-cutters yards  
 Irrigation canal  
 Highly cultivated  
 Stone-cutters yards  
 Irrigation canal  
 Timber yards  
 Irrigation canal  
 Hills joining main range to eastward  
 Irrigation canal  
 Irrigation canal  
 Pond  
 Native Customs  
 Head Likin Station  
 Brick yards  
 Boat-building yards  
 Treaty Port limit. line drawn E. and W. through Wen-wu Joss House  
 Wen-wu Temple

Several small villages between above canal and Kongmoon city.  
 Blue shading marks distance timber rafts extend across fairway, approximately.  
 Green shading marks, approximately, area occupied by junks, sampans, rafts, etc.  
 Yellow shading shows approximate outline of Kongmoon city.  
 Numerous small stone jetties, houses, etc., extend from either bank.  
 Coast line drawn from a wire stretched along outer edges.

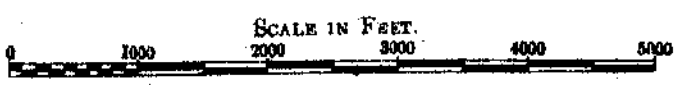
**江 門 埠**

**EXPLANATION.**

Dotted lines show approximate limits and contouring.  
 Soundings in feet, reduced from local information to lowest level.  
 m = mud. s = sand. r = rock.

**KONGMOON,**

**SHOWING PORT LIMITS, I. M. CUSTOMS, STEAMER ANCHORAGE, ETC.**



## KONGMOON TRADE REPORT, FOR THE YEAR 1904.

---

1°. LOCAL.—Kongmoon (江門), the new Kwangtung Treaty port, is situated some 3 miles up a creek on the West River, in the Sanui (新會) district of the Kwangchow prefecture (廣州府), and is distant about 70 miles from Canton, 87 miles from Hongkong, and 45 miles from Macao. Its geographical position is (Imperial Maritime Customs' flagstaff): latitude, 22° 34' 49" north; longitude, 113° 8' 53" east. When the West River was opened to Foreign trade, under the Special Article of the Burma Convention of 4th February 1897, Kongmoon was established as a port of call for the landing and shipping of cargo and passengers, subject to certain restrictions; and on the 7th March 1904 it was made a Treaty port under the stipulations of Article X of the MACKAY Treaty. The creek on which it stands connects the West River with the sea at the Ngaimoon (崖門), and forms the direct route from the delta to the southern prefectures (下四府)—Kochow (高州), Limchow (廉州), Luichow (雷州), and Kiungechow (瓊州). It is narrow and tortuous, with a strong current, which doubtless accounts for the comparatively deep water found in it, which is a somewhat unusual feature in a stream of such small dimensions. The lower reaches, near the West River, are lined with rafts; while further up, in the vicinity of the town, it is crowded with Native shipping of every description, including heavy sea-going junks from Hongkong, Macao, and Hainan, large passenger-boats from the surrounding districts, as well as a numerous variety of small craft, rendering navigation for steamers difficult at all times, but especially so when the current runs fast during the summer season. Apart from local traffic, however, it is considered too narrow to be suitable for steamers, and the anchorage for the latter has therefore been selected in the West River, near the mouth of the creek and adjoining the Imperial Maritime Customs. The town itself is included in the Treaty port limits, as will be observed in the accompanying plan. The population of Kongmoon is estimated at about 35,000 inhabitants; but as the town extends for some considerable distance on both banks of the stream, it has the appearance of being more populous; the permanent floating population probably amounts to another 20,000. There are many good shops, and the general business activity of the place conveys the impression of prosperity. The streets are narrow and low-lying, and during the rainy season the town suffers much from floods. The opinion generally prevails that its proximity to Hongkong and Macao and its favourable situation as an outlet and distributing centre for the southern prefectures of the province augur well for its future prosperity and development. While this is, to some extent, true, it should be remembered that factors have arisen which have tended to diminish rather than increase its commercial importance. Formerly it enjoyed direct communication with Shanghai and Foochow, and was the real outlet and distributing centre for the south-western districts of the delta and the southern prefectures of the province. The development of Hongkong and the opening of Kiungechow and Pakhoi as Treaty ports, however, have seriously interfered with the junk trade and general welfare of the port, and have, besides, opened up other trade routes to districts formerly dependent upon Kongmoon for their supplies; and although the latter place is still the outlet and distributing centre of rich and densely populated districts, the area now afforded for the natural growth of trade to be expected is, comparatively speaking, too restricted to allow of more than nominal expansion. At present there are no indications that the sanguine

expectations, based upon imperfect knowledge, entertained concerning the over-estimated commercial possibilities of the place will be speedily, if ever, realised. It is improbable that the opening of Kongmoon to Foreign trade will materially affect the other Treaty ports on the river, as, generally speaking, Imports not intended for local consumption are transhipped to districts in the south-west, which have not hitherto been in communication with river ports; and Exports are chiefly for Hongkong. There is at present daily steam communication with Hongkong and the West River ports, regular connexion with Macao, while about 50 vessels (trading under Inland Steam Navigation Rules) pass through daily to and from Canton, Fatshan (佛山), Sancheong (新昌), and various other localities in the delta and southward along the coast—Yeungkong (陽江), Suitong (水東), Luichow (雷州), etc. There are, besides, a couple of junks running regularly to Hongkong, one to Macao, and several trading to Hainan.—The trade for the period under review was not characterised by any special features and calls for no very special analysis; nor does it appear to have been adversely influenced by the disquietude in parts of the neighbouring province. Judged by that sensitive barometer of trade, the local Rice crop, it should have been a good average year, as Rice was both plentiful and cheap. As will be seen by a glance at the accompanying statistics, the principal articles of export consist of Prepared Tobacco, Joss Sticks, Straw Mats, Palm-leaf Fans, and Fresh Vegetables, Fruits, etc.; and the Imports are largely represented by Fishery Products, Dried Fruits, Kerosene Oil, Foreign Flour, Foreign Piece Goods, and Sundries of a cheap nature. The local Silk trade is insignificant. There are two filatures in the town and several others in the neighbourhood. Those in Kongmoon afford employment for about 300 women each, and the total outturn of Silk is said to be about 100 catties per day, most of which is sent to Canton. Cocoons are imported from the Silk-producing districts of Namhoi (南海) and Shuntak (順德). The mulberry shrub is very extensively cultivated; the yield is about six crops of leaves per annum. The manufacture of Palm-leaf Fans is one of the principal local industries. The district city of Sanui (新會), the largest of its class in the province, is the centre of the Fan trade. Large quantities of Soft-wood Poles are floated down in the form of rafts, which are dismantled here. These mostly come from the North River and beyond Wuchow. The yearly value of these importations amounts to about *Hk.Ts* 500,000. Most of the Wood thus imported is consumed locally.—It is impossible to touch upon the trade of Kongmoon without a passing reference to the piracy question. The Chinese authorities have from time to time introduced various measures for the suppression of piracy, but the extent of the districts concerned and the innumerable and intricate waterways it is necessary to patrol make the work of extirpation one of no ordinary difficulty; and it is therefore not surprising that their efforts have met with but scant success. If not such a serious scourge as formerly, piracy and brigandage are sufficiently prevalent to interfere seriously at times with the safe and free movement of the smaller type of vessels plying in the delta and with the passenger traffic and local trade generally. The men engaged in this disturbing practice are not all what is commonly understood by the word "pirate," and may be divided into two classes: robbers or banditti, who infest the inner waters and prey upon inland waters traffic, villages, and hamlets; and pirates properly so called, who function in the outer waters in armed sea-going junks. The former class do not always move about afloat, nor are their depredations, as a rule, attended with bloodshed. They carry arms, of course, and casualties occasionally do result—but this is the exception and not the rule. Their usual procedure is to gain their ends by intimidation rather than by actual violence, and, as a matter of fact, launches, junks, and villages frequently prefer to purchase exemption from molestation by paying an annual tribute sooner than expose themselves to the dangers and uncertainties of attack. Most of the steam-launches trading in the delta find it necessary, as a precautionary

measure, to have a guard of soldiers on board, and nearly all the launches are fitted with bullet-proof shields placed forward to protect the steersman, while side screens in addition are sometimes carried to prevent boarding. Villages, too, often adopt defensive measures and subscribe for the support of a night watch for patrol purposes, or, as stated above, render a yearly subsidy to ensure immunity from attack. The second, or more formidable, type confine their operations chiefly to the entrances of the West River—Wangmoon, Motomoon, and Ngaimoon. Their object being to intercept sea-going junks *en route*, their presence in a neighbourhood occasions much alarm amongst the junkowners and merchants interested and frequently results in a complete cessation of trade for the time being. In the autumn of 1904 there were several such piratical outrages at the Ngaimoon, the most serious being the case of the junk *Kwanghsing* (廣益興), which was attacked and 17 of the crew were put to death by torture. A Chinese gun-boat was subsequently despatched, to maintain order and afford protection, and quiet has since been restored. From what precedes it will be observed that the delta, which is so admirably suited to the reception and protection of pirates, and which, from time immemorial, has been infamous for the robberies on its waters, is still by no means free from their inroads, and, in spite of official action, life and property continue insecure in places, while commercial ventures suffer no small discouragement and risk.

2°. REVENUE.—The net collection for Kongmoon from 7th March to 31st December amounted to *Hk.Tts* 69,351, exclusive of *Hk.Tts* 16,373 collected here on stage trade, chiefly Kumehuk, or at the rate of about *Hk.Tts* 85,000 per annum. The figures for the preceding three years are as follows:—

1901.	1902.	1903.
<i>Hk.Tts</i>	<i>Hk.Tts</i>	<i>Hk.Tts</i>
37,725	46,100	54,696

It will be observed that Import Duties amount to about 70 per cent., and Export Duties, to about 25 per cent., of the above collection, and that Coast Trade and Transit Duties are insignificant.

3°. FOREIGN TRADE.—(a.) *Imports*.—The net value of Foreign goods imported aggregated *Hk.Tts* 1,603,905. Of this amount, Piece Goods are accountable for *Hk.Tts* 122,303; Metals, for *Hk.Tts* 13,435; Sundries, for *Hk.Tts* 1,466,727; while the balance, *Hk.Tts* 1,440, represents the value of 1.20 piculs of Prepared Opium. The trade in Piece Goods is undeveloped, and the demand at present is not brisk. Cotton Flannel and Towellings have all been imported in increased quantities, while *T*-Cloths and White Shirtings show a falling off. The trade in Woollens is not likely to expand much, but there is some inquiry for Cashmeres and Merinos. Fish in various forms to the value of *Hk.Tts* 389,000, Flour to the value of *Hk.Tts* 224,000, and Rice to the value of *Hk.Tts* 282,000 were imported and represent the principal items under Sundries. The Rice thus brought in is the Foreign article, and, being of inferior quality, is cheaper than the local Rice.

(b.) *Exports*.—The total value of Exports amount to *Hk.Tts* 934,225. To this sum Prepared Tobacco alone contributed *Hk.Tts* 552,757; Fruit and Vegetables, *Hk.Tts* 49,000; and Black Tea, *Hk.Tts* 49,000. A large proportion of the Tobacco sent to Hongkong from here finds its way back to Wuchow, where, coming from abroad, it is entitled to Transit privileges; and a considerable amount is exported, also *via* Hongkong, to Yunnan. It is of excellent quality and is much appreciated by the Chinese.

(c.) *Re-exports*.—No remarks.

4°. COAST TRADE.—No remarks.



5°. INLAND TRANSIT.—(a.) *Inwards*.—The total value of goods sent to the interior under Transit Pass amounted to only *Hk. Tls.* 1,206. The limited capacities of Kongmoon as a distributing centre appear to preclude the probability of much expansion or development of the Transit trade.

(b.) *Outwards*.—No remarks.

6°. SHIPPING.—The total entries and clearances under General Regulations represent 3,706 vessels and 998,424 tons, and under Inland Steam Navigation Rules, 13,337 vessels and 405,048 tons. The latter were mostly launches towing passenger-boats, but a few were sea-going steamers trading along the coast to Suitong (水東), Yeungkong (陽江), Luichow (雷州), etc. The large tonnage of the former class, amounting to close upon 1 million tons for a period of less than 10 months, forms no criterion of the actual trade of the port, as all Foreign-going steamers running on the West River are, under existing regulations, obliged to enter first at, and finally clear from, Kongmoon, and therefore a considerable proportion of the vessels dealt with merely touched here *en route* without landing or shipping cargo. For vessels electing to enter the river *via* the Wangmoon this occasions a few hours delay and necessitates a *détour* of some 20 miles in all, which, however, may be avoided by taking the Motomoon passage, which is the direct and natural entrance to the West River. The tonnage on the river, as regards Foreign-going steamers, is far in excess of present requirements, and freights have been too low to be remunerative. The keen competition in the spring resulted in many of the smaller Hongkong steamers being taken off the run, as was expected; and unless the various shipping companies concerned arrange a pool system, continued losses must ensue and freights remain unprofitable. There have been no serious accidents to shipping during the year, but a number of mishaps, happily unattended with loss of life, occurred in the Kongmoon Creek. As has been already mentioned, this narrow and crowded waterway is unsuitable for steamer traffic, and, in the circumstances, it is surprising and fortunate that the casualties numbered so few.

7°. PASSENGER TRAFFIC.—The opening of the West River to Foreign trade and the introduction of inland navigation privileges account for the general expansion of the passenger trade during recent years in the delta, and this extraordinary development has been nowhere more noticeable than at Kongmoon, which is the principal centre of the passenger traffic on the West River. The Canton delta, or more correctly the delta formed by the East, West, North, and Pearl Rivers, presents unrivalled opportunities for transport and, in some respects, is the most remarkable and the most interesting in the world. Its numerous waterways connect Canton with many large and prosperous centres, and drain highly cultivated and rich districts inhabited by the most prosperous, progressive, and industrious people in China. The unique advantages thus afforded are being increasingly availed of by Native enterprise, and there is a large and lucrative passenger trade with Canton, Sancheong (新昌), Shiuhing (肇慶), Fatshan (佛山), etc. Roomy Native boats of suitable build, many of which are capable of carrying over 300 passengers each, towed by powerful launches, are engaged in this traffic. About five such boats arrive from, and as many depart for, Canton daily, and, although no reliable statistics are available, it is estimated that nearly half a million passengers are carried yearly to and from the provincial capital alone. The fare to Canton is \$0.50, luggage is carried free, and food is obtainable on board at economical rates. Most of the launches concerned, which are admirably adapted for the trade, are built and engined in Canton entirely by Native labour. The passenger trade with Hongkong is also very considerable, and the steamer companies interested are sparing no efforts to foster and develop it. The competition has been at times so great that the fares charged were not high enough to cover expenses. The principal steamers running regularly to Hongkong employ numerous "passenger louts" or "runners,"



who are carried free and, in addition, receive a bonus of \$0.10 for each passenger secured by them. As many as 100 of these runners are sometimes carried in a single steamer. The men thus employed represent an undesirable class, and are mainly responsible for the large amount of smuggling which takes place in the Hongkong-Kongmoon steamers—in fact, many of them are practically professional smugglers, who not only endeavour to pass through clandestinely the effects of their immediate clients, but are, besides, often interested in executing commissions for small shopkeepers and petty traders, who thus essay to evade fiscal obligations, to the detriment of their more reputable rivals. It is also very probable that many letters are carried by these runners and that the Imperial Post Office receipts suffer accordingly. The actual number of passengers to and from Hongkong is estimated to exceed considerably the figures appearing in our Returns, which do not include runners, are generally unreliable, and convey a somewhat misleading impression of the large number of passengers dealt with. At present, as already mentioned, no statistics are available of the large and increasing inter-delta passenger traffic, but it is calculated that close upon 1 million of such passengers pass through Kongmoon yearly.

8°. TREASURE.—Statistics of the movement of Bullion, which do not include particulars of sums remitted or brought home by emigrants, etc., are misleading and incomplete. Many of the inhabitants of districts to the south and west of Kongmoon appear to have considerable connexion with California, Australia, and Singapore, and it is safe to say that exceptionally large sums of Silver, of which there is of course no record, reach here from abroad yearly. While it is impossible even to approximately estimate the amounts thus arriving, the general prosperity of the districts concerned confirms the opinion expressed above.

9°. OPIUM.—(a.) *Foreign*.—Foreign Opium from Macao is imported here in considerable quantities for local consumption, but its movement is recorded by the Lappa office only, where Duty is paid, and it does not appear in our Returns.

(b.) *Native*.—The poorer people sometimes smoke an inferior kind of Native Opium, which is grown in Kwangsi; its quality may be gauged by the *sobriquet* which it bears—馬屎. It is also sometimes mixed with Foreign Opium, and the blend is used by those unable to purchase the expensive and unadulterated article.

10°. MISCELLANEOUS.—The country surrounding Kongmoon is picturesque, fertile, highly cultivated, and thickly populated. It is closely studded with large, well-built villages, and the inhabitants appear prosperous, industrious, and fairly friendly. Rice is, of course, very extensively cultivated, but it is not raised in sufficient quantities to satisfy local requirements, and a large proportion of the shortage is made good by importations from the Kochow prefecture (高州府). Kongmoon is directly connected with three of the six entrances (六門) to the delta—Wangmoon (橫門), Motomook (磨刀門), and Ngaimoon (崖門),—and its favourable and central position probably accounts for its original rise and development, and, before the introduction of steam traffic, etc., rendered it one of the most important trade marts in the delta.—The last Emperor (帝昺) of the Southern Sung dynasty (南宋朝), pursued by the Mongolians, was drowned in the Ngaimoon in the year 1278, and the Imperial Seal was lost there. Besides being associated with this historical event, Kongmoon can boast of having produced the only man in the Kwangtung province entitled to receive sacrifice and obeisance at the Temple of Confucius (從祀廟庭)—CH'EN PO-SHA (陳白沙),—who was born in a neighbouring hamlet a few *li* from the town, and was locally known as the Living Mencius (活孟子).—The local officials consist of a District Magistrate (知縣), residing in Sanui (新會), about 4 miles distant; a Sub-District Magistrate (縣丞), who lives in Kongmoon; and a few military officials. A Customs Weiyüan has been selected by the Viceroy to

attend to Customs and Foreign affairs. The Native Customs both here and at Kumchuk—a port of call some 12 miles up river—are controlled by the Imperial Maritime Customs, but the local executive originally appointed by the Hoppo continues to function at both offices. The Kongmoon office is situated in the town, about 3 miles distant from the Foreign Customs. The aggregate annual collection of both establishments averages about *Hk.Tts* 55,000. There are two Likin stations within the Treaty port limits. The head office (西口總廠) is located not far from the Native Customs. It collects Likin and, in some cases, *Ching-fei* (經費) in addition on goods to and from Limchow (廉州), Luichow (雷州), Kiungchow (瓊州), Yeungkong (陽江), etc. The sub-office (東口分廠) is near the mouth of the creek, and collects Likin and, in some cases, *Ching-fei* (經費) in addition on goods to and from Hongkong, Macao, Canton, Fatshan (佛山), etc. The total yearly collection of the two offices is supposed to amount to *Hk.Tts* 60,000.—The Foreign Settlement has not yet been defined. It is improbable that Foreign merchants will ever reside here, and the transaction of their business will, so far as can be judged at present, continue to be attended to by Chinese agents. A few speculative merchants from Macao have commenced certain building operations in anticipation of a demand for offices and godowns; but their original plan has been somewhat modified, and only immediate and foreseen requirements are being provided for. Most of the Chinese commission agents, etc., now dwell in unpretentious houses constructed of matting and bamboos run up since the opening of the port; while accommodation afloat has been temporarily provided for the Customs staff.—The local tael is the *shung ping* (商平), of which 110.66 = *Hk.Tts* 100. The Native Customs collect Duty in what is styled 關平 (the Haikwan tael weight of dollar silver), 110 of which = *Hk.Tts* 100.

F. W. MAZE,

*Acting Commissioner of Customs.*

KONGMOON, 18th February 1905.

---

## KONGMOON TRADE RETURNS,

FOR THE YEAR 1904.

## A.—GENERAL TABLES.

TABLE No. 1.—SHIPPING.

Number and Tonnage of Vessels Entered and Cleared under each Flag,  
for the Year ended 31st December 1904.

a.—Under General Regulations.

FLAG.	STEAMERS.													
	ENTERED INWARDS.						CLEARED OUTWARDS.						TOTAL ENTERED AND CLEARED.	
	With Cargo.		In Ballast.		TOTAL.		With Cargo.		In Ballast.		TOTAL.			
No.	Tons.	No.	Tons.	No.	Tons.	No.	Tons.	No.	Tons.	No.	Tons.	No.	Tons.	
British .....	556	203,993	409	148,998	965	352,991	342	130,484	623	222,507	965	352,991	1,930	705,982
French .....	27	11,232	14	5,834	41	17,056	26	10,816	15	6,240	41	17,056	82	34,112
Portuguese .....	133	15,673	99	11,649	232	27,322	112	13,216	120	14,106	232	27,322	464	54,644
Chinese .....	188	29,066	406	68,577	594	97,643	93	13,422	501	84,221	594	97,643	1,188	195,286
Total Steamers .....	904	259,964	928	235,048	1,832	495,012	573	167,938	1,259	327,074	1,832	495,012	3,664	990,024
	SAILING VESSELS.													
Chinese .....	...	...	21	4,200	21	4,200	...	...	21	4,200	21	4,200	42	8,400
Total Sailing Vessels .....	...	...	21	4,200	21	4,200	...	...	21	4,200	21	4,200	42	8,400
GRAND TOTAL .....	904	259,964	949	239,248	1,853	499,212	573	167,938	1,280	331,274	1,853	499,212	3,706	998,424

b.—Under Inland Steam Navigation Rules.

FLAG.	ENTERED INWARDS.						CLEARED OUTWARDS.						TOTAL ENTERED AND CLEARED.	
	With Cargo.		In Ballast.		TOTAL.		With Cargo.		In Ballast.		TOTAL.			
	No.	Tons.	No.	Tons.	No.	Tons.	No.	Tons.	No.	Tons.	No.	Tons.	No.	Tons.
British .....	...	...	931	68,509	931	68,509	...	...	922	66,728	922	66,728	1,853	135,237
American .....	...	...	114	1,648	114	1,648	...	...	124	1,838	124	1,838	238	3,486
German .....	...	...	271	3,430	271	3,430	...	...	261	3,297	261	3,297	532	6,727
French .....	...	...	309	3,862	309	3,862	...	...	299	3,710	299	3,710	608	7,572
Italian .....	18	2,736	114	43,206	132	45,942	18	2,736	114	43,206	132	45,942	264	91,884
Chinese .....	...	...	4,926	80,142	4,926	80,142	...	...	4,916	80,000	4,916	80,000	9,842	160,142
TOTAL .....	18	2,736	6,665	200,797	6,683	203,533	18	2,736	6,636	198,779	6,654	201,515	13,337	405,048

TABLE NO. II.—GROSS AND NET VALUES OF THE TRADE OF  
KONGMOON, 1904.

	NET VALUES.	GROSS VALUES.
<b>FOREIGN GOODS.</b>	<i>Hk. \$s</i>	<i>Hk. \$s</i>
Imported from Foreign Countries and Hongkong.....	1,604,098	
Imported from Chinese Ports.....	...	
<b>Total Foreign Imports.....</b>		<b>1,604,098</b>
Re-exported to Foreign Countries and Hongkong.....	193	
Re-exported to Chinese Ports.....	...	
<b>Total Foreign Re-exports.....</b>	<b>193</b>	
<b>Net Total Foreign Imports.....</b>	<b>1,603,905</b>	
<b>NATIVE PRODUCE.</b>		
<b>Imported</b> (chiefly from Wuchow and Samshui).....		<b>32,377</b>
Re-exported to Foreign Countries.....	...	
Re-exported to Chinese Ports.....	...	
<b>Total Native Re-exports.....</b>	<b>...</b>	
<b>Net Total Native Imports.....</b>	<b>32,377</b>	
<b>Native Produce of local origin Exported to Foreign Countries.....</b>	<b>934,225</b>	
<b>Native Produce of local origin Exported to Chinese Ports.....</b>	<b>3,619</b>	
<b>Total Exports of local origin.....</b>		<b>937,844</b>
<b>Gross Value of the Trade of the Port.....</b>		<b>2,574,319</b>
<b>Net Value of the Trade of the Port, i.e., Foreign and Native Imports less Re-exports, and Native Exports of local origin.....</b>	<b>2,574,126</b>	

TABLE No. III.—TRADE IN FOREIGN GOODS.—Imports and Re-exports.

DESCRIPTION OF GOODS.	Classifier of Quantity.	IMPORTS FROM FOREIGN COUNTRIES AND HONGKONG.		IMPORTS FROM CHINESE PORTS.		RE-EXPORTS TO FOREIGN COUNTRIES AND HONGKONG.		RE-EXPORTS TO CHINESE PORTS.		NET TOTAL IMPORTS.	
		Quantity.	Value.	Quantity.	Value.	Quantity.	Value.	Quantity.	Value.	Quantity.	Value.
<b>OPICUM.</b>											
Boiled.....	<i>Piculs</i>	1.20	1,440	...	...	...	...	...	...	1.20	1,440
<b>COTTON GOODS.</b>											
Shirtings, Grey, Plain:—											
7 lb. and not over 9 lb., English.....	<i>Pieces</i>	872	1,482	...	...	...	...	...	...	872	1,482
Over 7 lb. and not over 9 lb., English.....	"	1,153	2,767	...	...	...	...	...	...	1,153	2,767
Over 9 lb. and not over 11 lb., ..	"	763	2,327	...	...	...	...	...	...	763	2,327
Shirtings, White, Plain, English.....	"	2,676	10,436	...	...	...	...	...	...	2,676	10,436
Drills, over 12½ lb., English.....	"	185	574	...	...	...	...	...	...	185	574
T-Cloths, 32 inches by 24 yards, English.....	"	2,435	4,627	...	...	...	...	...	...	2,435	4,627
" " " Japanese.....	"	116	168	...	...	...	...	...	...	116	168
" " 36 inches by 24 yards, English.....	"	906	2,174	...	...	...	...	...	...	906	2,174
Lawns, White, 12 yards.....	"	51	48	...	...	...	...	...	...	51	48
Lenos and Balzarines, White, 30 yards.....	"	263	487	...	...	...	...	...	...	263	487
Printed Cottons:—											
Printed Chintzes, Plain Cotton Prints, and Printed Shirtings, not exceeding 30 yards.....	<i>Pieces</i>	1,113	2,449	...	...	...	...	...	...	1,113	2,449
" Drills, Furnitures, and Twills, not exceeding 30 yards.....	"	245	478	...	...	...	...	...	...	245	478
" Sateens, Reps, etc.....	"	2	10	...	...	...	...	...	...	2	10
" Turkey Reds, 25 yards.....	"	2	4	...	...	...	...	...	...	2	4
Dyed Cottons:—											
Cotton Italians, Plain, Fast Black.....	<i>Pieces</i>	2,012	10,965	...	...	...	...	...	...	2,012	10,965
" Lastings, Plain.....	"	80	328	...	...	...	...	...	...	80	328
" Reps and Ribs, Plain.....	"	248	1,240	...	...	...	...	...	...	248	1,240
" Italians, Figured.....	"	72	400	...	...	...	...	...	...	72	400
" Lastings, ..	"	783	2,581	...	...	...	...	...	...	783	2,581
" Reps and Ribs, Figured.....	"	12	67	...	...	...	...	...	...	12	67
" Shirtings, Figured, Brocaded, and Spotted.....	"	158	632	...	...	...	...	...	...	158	632
Dyed Drills, 43 yards.....	"	6	52	...	...	...	...	...	...	6	52
" Lenos and Balzarines, 30 yards.....	"	220	528	...	...	...	...	...	...	220	528
" Shirtings and Sheetings, Plain, 36 inches by 43 yards.....	"	148	570	...	...	...	...	...	...	148	570
" Shirtings, Hongkong, 20 yards.....	"	848	2,544	...	...	...	...	...	...	848	2,544
" Turkey Red Shirtings, 25 yards.....	"	1,091	2,673	...	...	...	...	...	...	1,091	2,673
Cotton Spanish Stripes, 64 inches.....	"	67	295	...	...	...	...	...	...	67	295
" Flannel, Plain, Dyed, and Printed, English, 30 yards.....	"	525	2,048	...	...	...	...	...	...	525	2,048
" " Plain, Dyed, and Printed, Japanese, 30 yards.....	"	7,022	22,119	...	...	...	...	...	...	7,022	22,119
" " Striped, Japanese, 30 yards.....	"	2,827	5,654	...	...	...	...	...	...	2,827	5,654
Crimp Cloth.....	<i>Yards</i>	2,810	281	...	...	...	...	...	...	2,810	281
" " Japanese.....	"	5,663	566	...	...	...	...	...	...	5,663	566
Harvard, Oxford, and Rep Shirtings.....	"	4,172	417	...	...	...	...	...	...	4,172	417
Japanese Cotton Cloth.....	"	315	16	...	...	...	...	...	...	315	16
" " Crape.....	"	6,109	613	...	...	...	...	...	...	6,109	613
Velvets and Velveteens, Plain, 22 inches.....	"	11,025	2,205	...	...	...	...	...	...	11,025	2,205
Cotton Blankets, Japanese.....	<i>Pieces</i>	80	56	...	...	...	...	...	...	80	56
Handkerchiefs, Plain, Dyed, and Printed.....	<i>Dozens</i>	405	182	...	...	...	...	...	...	405	182
Towels, other kinds, Japanese.....	"	625	288	...	...	...	...	...	...	625	288
Cotton Goods, Unclassed.....	<i>Yards</i>	5,047	689	...	...	...	...	...	...	5,047	689
" Yarn, Grey and Bleached, Indian.....	<i>Piculs</i>	404	10,262	...	...	...	...	...	...	404	10,262
" Thread, on Spools.....	<i>Gross</i>	163	408	...	...	...	...	...	...	163	408
<b>WOOLLEN AND COTTON MIXTURES.</b>											
Alpacas, Lustras, Orleans, and Sicilians, Plain and Figured.....	<i>Yards</i>	2,250	563	...	...	...	...	...	...	2,250	563
Union and Poncho Cloth.....	"	1,232	739	...	...	...	...	...	...	1,232	739

TABLE No. III.—TRADE IN FOREIGN GOODS.—Imports and Re-exports—Continued.

DESCRIPTION OF GOODS.	Classifier of Quantity.	IMPORTS FROM FOREIGN COUNTRIES AND HONGKONG.		IMPORTS FROM CHINESE PORTS.		RE-EXPORTS TO FOREIGN COUNTRIES AND HONGKONG.		RE-EXPORTS TO CHINESE PORTS.		NET TOTAL IMPORTS.	
		Quantity.	Value.	Quantity.	Value.	Quantity.	Value.	Quantity.	Value.	Quantity.	Value.
<b>WOOLLEN GOODS.</b>											
Blankets and Rugs.....	Pounds	56	25	...	...	...	...	...	...	56	25
Camlets, English.....	Pieces	886	10,100	...	...	...	...	...	...	886	10,100
Cashmeres and Merinos.....	Yards	10,161	5,081	...	...	...	...	...	...	10,161	5,081
Cloth, Broad, Medium, and Habit.....	"	1,059	1,589	...	...	...	...	...	...	1,059	1,589
Lastings, Plain, Figured, and Créped.....	Pieces	124	1,153	...	...	...	...	...	...	124	1,153
Long Ells.....	"	64	342	...	...	...	...	...	...	64	342
Spanish Stripes.....	Yards	1,005	603	...	...	...	...	...	...	1,005	603
Woollen Goods, Unclassed.....	"	305	154	...	...	...	...	...	...	305	154
<b>MISCELLANEOUS PIECE GOODS.</b>											
Canvas.....	Yards	157	39	...	...	...	...	...	...	157	39
Plushes, Cotton.....	Catties	97	194	...	...	...	...	...	...	97	194
Silk Piece Goods, Plain.....	"	388	2,541	...	...	...	...	...	...	388	2,541
" " Mixtures, Plain.....	"	186	707	...	...	...	...	...	...	186	707
Towelling.....	Yards	35,260	1,763	...	...	...	...	...	...	35,260	1,763
<b>METALS.</b>											
<b>Brass and Yellow Metal:—</b>											
Sheets and Plates.....	Piculs	1	25	...	...	...	...	...	...	1	25
<b>Copper:—</b>											
Sheets and Plates.....	Piculs	1	32	...	...	...	...	...	...	1	32
<b>Iron and Mild Steel, New:—</b>											
Angles.....	Piculs	5	13	...	...	...	...	...	...	5	13
Bars.....	"	1,288	3,626	...	...	...	...	...	...	1,288	3,626
Hoops.....	"	92	368	...	...	...	...	...	...	92	368
Nail-rod.....	"	113	339	...	...	...	...	...	...	113	339
Nails, Wire.....	"	299	1,196	...	...	...	...	...	...	299	1,196
Plate Cuttings.....	"	687	1,511	...	...	...	...	...	...	687	1,511
Rivets.....	"	2	10	...	...	...	...	...	...	2	10
Sheets and Plates.....	"	60	177	...	...	...	...	...	...	60	177
Unclassed.....	"	7	87	...	...	...	...	...	...	7	87
<b>Iron and Mild Steel, Old:—</b>											
Scrap.....	Piculs	581	1,103	...	...	...	...	...	...	581	1,103
<b>Iron, Galvanized:—</b>											
Wire.....	Piculs	95	495	...	...	...	...	...	...	95	495
Lead, in Pigs and Bars.....	"	103	587	...	...	...	...	...	...	103	587
Steel, Bamboo.....	"	31	155	...	...	...	...	...	...	31	155
" Bars.....	"	50	477	...	...	...	...	...	...	50	477
Tin, Slabs.....	"	23	1,001	...	...	...	...	...	...	23	1,001
Tinned Plates, Plain.....	"	189	1,134	...	...	...	...	...	...	189	1,134
Zinc, Sheets.....	"	69	831	...	...	...	...	...	...	69	831
Metals, Unclassed.....	"	18	268	...	...	...	...	...	...	18	268
<b>SUNDRIES.</b>											
Agar-agar.....	Piculs	271	1,084	...	...	...	...	...	...	271	1,084
Alum, White.....	"	107	238	...	...	...	...	...	...	107	238
Aniseed, Star, Hongkong.....	"	26	355	...	...	...	...	...	...	26	355
Awabi.....	"	326	14,849	...	...	...	...	...	...	326	14,849
Bags, Straw.....	Pieces	20,710	683	...	...	...	...	...	...	20,710	683
Bamboo Shoots.....	Piculs	149	1,172	...	...	...	...	...	...	149	1,172
" Split, Leaf, etc.....	"	812	2,405	...	...	...	...	...	...	812	2,405
Barley, Pearl.....	"	94	949	...	...	...	...	...	...	94	949
Beancake.....	"	1,181	1,748	...	...	...	...	...	...	1,181	1,748
Beancurd.....	"	33	146	...	...	...	...	...	...	33	146
Beans.....	"	6,566	44,649	...	...	...	...	...	...	6,566	44,649
Betel-nuts.....	"	980	4,900	...	...	...	...	...	...	980	4,900



TABLE No. III.—TRADE IN FOREIGN GOODS.—Imports and Re-exports—Continued.

DESCRIPTION OF GOODS.	Classifier of Quantity.	IMPORTS FROM FOREIGN COUNTRIES AND HONGKONG.		IMPORTS FROM CHINESE PORTS.		RE-EXPORTS TO FOREIGN COUNTRIES AND HONGKONG.		RE-EXPORTS TO CHINESE PORTS.		NET TOTAL IMPORTS.	
		Quantity.	Value.	Quantity.	Value.	Quantity.	Value.	Quantity.	Value.	Quantity.	Value.
			<i>Hk. \$s</i>		<i>Hk. \$s</i>		<i>Hk. \$s</i>		<i>Hk. \$s</i>		<i>Hk. \$s</i>
Bicho de Mar, Black	<i>Piculs</i>	79	3,555	...	...	...	...	...	...	79	3,555
" White	"	123	2,400	...	...	...	...	...	...	123	2,400
Biscuits	<i>Value</i>	...	314	...	...	...	...	...	...	...	314
Braid, Lama	<i>Piculs</i>	3	395	...	...	...	...	...	...	3	395
Buttons, Brass and other kinds	<i>Gross</i>	2,833	1,133	...	...	...	...	...	...	2,833	1,133
Cement	<i>Piculs</i>	875	875	...	...	...	...	...	...	875	875
Charcoal	"	208	208	...	...	...	...	...	...	208	208
Chestnut Pulp	"	20	119	...	...	...	...	...	...	20	119
Chestnuts	"	141	566	...	...	...	...	...	...	141	566
Chinaware, Coarse	"	56	538	...	...	...	...	...	...	56	538
Cigarettes	<i>Value</i>	...	789	...	...	...	...	...	...	...	789
Cigars	"	...	134	...	...	...	...	...	...	...	134
Clams, Dried	<i>Piculs</i>	162	2,916	...	...	...	...	...	...	162	2,916
Clocks	<i>Pieces</i>	178	428	...	...	...	...	...	...	178	428
Cloth, Native (Nankeens)	<i>Piculs</i>	15	1,067	...	...	...	...	...	...	15	1,067
Clothing	"	2	100	...	...	...	...	...	...	2	100
Coal	<i>Tons</i>	1,645	8,719	...	...	...	...	...	...	1,645	8,719
Coke	"	36	490	...	...	...	...	...	...	36	490
Compo	<i>Piculs</i>	58	2,677	...	...	...	...	...	...	58	2,677
Cotton Cord	"	11	143	...	...	...	...	...	...	11	143
" Raw, Indian	"	49	799	...	...	...	...	...	...	49	799
" " Shanghai	"	303	3,951	...	...	...	...	...	...	303	3,951
Cuttle-fish	"	6,395	95,925	...	...	...	...	...	...	6,395	95,925
Dates, Black	"	71	396	...	...	...	...	...	...	71	396
" Red	"	1,407	6,461	...	...	...	...	...	...	1,407	6,461
Dyes, Colours, and Paints:—											
Mangrove Bark	<i>Piculs</i>	680	1,362	...	...	...	...	...	...	680	1,362
Aniline	<i>Value</i>	...	507	...	...	...	...	...	...	...	507
Indigo, Liquid, Vegetable	<i>Piculs</i>	48	2,407	...	...	...	...	...	...	48	2,407
Sapanwood	"	506	1,520	...	...	...	...	...	...	506	1,520
Yau-root (Dye-stuff)	"	1,351	4,052	...	...	...	...	...	...	1,351	4,052
Paints, Unclassed	"	66	323	...	...	...	...	...	...	66	323
Eggs, Preserved	<i>Pieces</i>	69,152	874	...	...	...	...	...	...	69,152	874
Fish, Dried	<i>Piculs</i>	4,931	55,612	...	...	...	...	...	...	4,931	55,612
" Fresh	"	314	1,570	...	...	...	...	...	...	314	1,570
" Maws	"	12	1,232	...	...	...	...	...	...	12	1,232
" Salt	"	27,745	126,240	...	...	...	...	...	...	27,745	126,240
Fishery Products, Unclassed	"	2	109	...	...	...	...	...	...	2	109
Flour, Bean, Yam, etc.	"	1,441	5,044	...	...	...	...	...	...	1,441	5,044
" Wheat, American	"	55,945	218,896	...	...	...	...	...	...	55,945	218,896
Fruits, Dried and Salted	<i>Value</i>	...	2,012	...	...	...	...	...	...	...	2,012
" Fresh, Unclassed	<i>Piculs</i>	112	162	...	...	...	...	...	...	112	162
Fungus	"	243	8,505	...	...	...	...	...	...	243	8,505
Furniture	<i>Value</i>	...	571	...	...	...	...	...	...	...	571
Ginseng, Crude, American	<i>Catties</i>	28	148	...	...	...	...	...	...	28	148
Glass, Window	<i>Boxes</i>	26	286	...	...	...	...	...	...	26	286
Graphophones and Records	<i>Value</i>	...	148	...	...	...	...	...	...	...	148
Ground-nut Cake	<i>Piculs</i>	206	290	...	...	...	...	...	...	206	290
" Pulp	"	4,383	24,373	...	...	28	193	...	...	4,355	24,180
Ground-nuts	"	835	2,927	...	...	...	...	...	...	835	2,927
Hams	"	30	953	...	...	...	...	...	...	30	953
Hemp	"	162	816	...	...	...	...	...	...	162	816
India-rubber Shoes	<i>Pairs</i>	13,996	8,457	...	...	...	...	...	...	13,996	8,457
Isinglass, Vegetable	<i>Piculs</i>	38	2,090	...	...	...	...	...	...	38	2,090
Joss-stick Powder	"	1,182	5,105	...	...	...	...	...	...	1,182	5,105
Lamp Chimneys	<i>Dozens</i>	1,517	166	...	...	...	...	...	...	1,517	166
Lamps	<i>Pieces</i>	112	146	...	...	...	...	...	...	112	146
Lard	<i>Piculs</i>	15	242	...	...	...	...	...	...	15	242
Leather, Cow, Hongkong	"	6	150	...	...	...	...	...	...	6	150
Lily Flowers, Dried	"	1,475	10,332	...	...	...	...	...	...	1,475	10,332



TABLE No. III.—TRADE IN FOREIGN GOODS.—Imports and Re-exports—Continued.

DESCRIPTION OF GOODS.	Classifier of Quantity.	IMPORTS FROM FOREIGN COUNTRIES AND HONGKONG.		IMPORTS FROM CHINESE PORTS.		RE-EXPORTS TO FOREIGN COUNTRIES AND HONGKONG.		RE-EXPORTS TO CHINESE PORTS.		NET TOTAL IMPORTS.	
		Quantity.	Value.	Quantity.	Value.	Quantity.	Value.	Quantity.	Value.	Quantity.	Value.
			<i>Hk. Ts</i>		<i>Hk. Ts</i>		<i>Hk. Ts</i>		<i>Hk. Ts</i>		<i>Hk. Ts</i>
Sugar, Brown.....	<i>Piculs</i>	506	2,024	...	...	...	...	...	...	506	2,024
" Candy.....	"	742	5,395	...	...	...	...	...	...	742	5,395
" Refined.....	"	592	3,167	...	...	...	...	...	...	592	3,167
" White.....	"	16,710	81,879	...	...	...	...	...	...	16,710	81,879
Tea, Black.....	"	60	624	...	...	...	...	...	...	60	624
" Stalk.....	"	210	1,448	...	...	...	...	...	...	210	1,448
Theatrical and Processional Effects.....	<i>Value</i>	...	1,260	...	...	...	...	...	...	...	1,260
Timber, Beams, Hard-wood.....	<i>Cub. ft.</i>	300	130	...	...	...	...	...	...	300	130
Tinplateware.....	<i>Piculs</i>	20	161	...	...	...	...	...	...	20	161
Tobacco, Leaf.....	"	28	804	...	...	...	...	...	...	28	804
Turnips, Dried and Salted.....	"	90	116	...	...	...	...	...	...	90	116
Umbrella Frames.....	<i>Dozens</i>	97	194	...	...	...	...	...	...	97	194
Umbrellas, Cotton, Japanese.....	<i>Pieces</i>	367	147	...	...	...	...	...	...	367	147
Varnish, or Crude Lacquer.....	<i>Piculs</i>	15	338	...	...	...	...	...	...	15	338
Vegetables, Dried and Salted.....	<i>Value</i>	...	1,320	...	...	...	...	...	...	...	1,320
Vermicelli.....	<i>Piculs</i>	4,700	36,190	...	...	...	...	...	...	4,700	36,190
Walnuts.....	"	76	399	...	...	...	...	...	...	76	399
Wax, Paraffin.....	"	868	13,018	...	...	...	...	...	...	868	13,018
" White.....	"	16	320	...	...	...	...	...	...	16	320
Wines.....	<i>Value</i>	...	153	...	...	...	...	...	...	...	153
Sundries, Unenumerated.....	"	...	4,435	...	...	...	...	...	...	...	4,435
TOTAL.....	<i>Hk. Ts</i>	.....	1,604,098	.....	.....	.....	193	.....	.....	.....	1,603,905

## SUMMARY.

IMPORTS from Hongkong.....	<i>Hk. Ts</i>	1,593,637
" " Macao.....	"	10,461
Total from Foreign Countries.....	<i>Hk. Ts</i>	1,604,098
TOTAL FOREIGN IMPORTS.....	<i>Hk. Ts</i>	1,604,098
RE-EXPORTS to Hongkong.....	<i>Hk. Ts</i>	193
Total to Foreign Countries.....	<i>Hk. Ts</i>	193
TOTAL FOREIGN RE-EXPORTS.....	<i>Hk. Ts</i>	193
NET TOTAL FOREIGN IMPORTS.....	<i>Hk. Ts</i>	1,603,905

TABLE No. IV.—TRADE IN NATIVE PRODUCE.—Imports and Re-exports.

DESCRIPTION OF GOODS.	Classifier of Quantity.	IMPORTS FROM CHINESE PORTS.		RE-EXPORTS TO CHINESE PORTS.		RE-EXPORTS TO FOREIGN COUNTRIES AND HONGKONG.		NET TOTAL IMPORTS.	
		Quantity.	Value.	Quantity.	Value.	Quantity.	Value.	Quantity.	Value.
			<i>Hk. \$s</i>		<i>Hk. \$s</i>		<i>Hk. \$s</i>		<i>Hk. \$s</i>
Barley, Pearl.....	<i>Piculs</i>	36	162	...	...	...	...	36	162
Beans.....	"	264	792	...	...	...	...	264	792
Coir.....	"	58	291	...	...	...	...	58	291
Fungus.....	"	43	1,483	...	...	...	...	43	1,483
Ground-nut Cake.....	"	1,285	2,570	...	...	...	...	1,285	2,570
Hemp.....	"	2,181	17,454	...	...	...	...	2,181	17,454
Lime.....	"	540	154	...	...	...	...	540	154
Nuts, White.....	"	473	1,908	...	...	...	...	473	1,908
Oil, Wood.....	"	199	7,210	...	...	...	...	199	7,210
Sugar, Brown.....	"	58	232	...	...	...	...	58	232
Sundries, Unenumerated.....	<i>Value</i>	...	121	...	...	...	...	...	121
TOTAL.....	<i>Hk. \$s</i>	...	32,377	...	...	...	...	...	32,377

## SUMMARY.

IMPORTS from Samshui.....	<i>Hk. \$s</i>	154
"    "    Wuchow.....	"	32,223
Total From Chinese Ports.....	<i>Hk. \$s</i>	32,377
TOTAL NATIVE IMPORTS.....	<i>Hk. \$s</i>	32,377

TABLE No. V.—TRADE IN NATIVE PRODUCE.—Exports and Re-exports.

DESCRIPTION OF GOODS.	Classifier of Quantity.	EXPORTS TO FOREIGN COUNTRIES.		EXPORTS TO HONGKONG.		EXPORTS TO CHINESE PORTS.		TOTAL RE-EXPORTS TO FOREIGN COUNTRIES, HONGKONG, AND CHINESE PORTS.		TOTAL EXPORTS (including Re-exports).	
		Quantity.	Value.	Quantity.	Value.	Quantity.	Value.	Quantity.	Value.	Quantity.	Value.
			<i>Hk. Ts.</i>		<i>Hk. Ts.</i>		<i>Hk. Ts.</i>		<i>Hk. Ts.</i>		<i>Hk. Ts.</i>
Bags, Gunny, Old.....	<i>Pieces</i>	...	...	83,398	7,506	...	...	...	...	83,398	7,506
"    Straw.....	"	...	...	154,014	5,005	...	...	...	...	154,014	5,005
Bamboo Baskets and Sieves.....	"	...	...	4,964	586	...	...	...	...	4,964	586
"    Brooms.....	"	...	...	4,152	243	...	...	...	...	4,152	243
"    Shoots.....	<i>Piculs</i>	...	...	85	89	...	...	...	...	85	89
"    Split, Leaf, etc.....	"	...	...	117	289	...	...	...	...	117	289
Bran.....	"	...	...	554	956	...	...	...	...	554	956
Chinaware, Coarse.....	"	...	...	17	163	...	...	...	...	17	163
Clothing, Cotton and Silk.....	"	...	...	1	700	...	...	...	...	1	700
Cotton Yarn.....	"	...	...	17	432	...	...	...	...	17	432
Eggs, Fresh.....	<i>Pieces</i>	...	...	2,974,000	29,799	...	...	...	...	2,974,000	29,799
Fans, Palm-leaf, Decorated.....	"	...	...	19,000	665	...	...	...	...	19,000	665
"    Trimmed.....	"	...	...	59,850	599	...	...	...	...	59,850	599
"    Untrimmed.....	"	...	...	80,600	484	...	...	...	...	80,600	484
Fire-crackers and Fireworks.....	<i>Piculs</i>	...	...	234	2,551	...	...	...	...	234	2,551
Flour, Potato, Yau, etc.....	"	...	...	31	109	...	...	...	...	31	109
Flowers, Dried.....	"	...	...	29	113	...	...	...	...	29	113
Fruits, Dried and Salted.....	"	...	...	78	193	...	...	...	...	78	193
"    Fresh, Unclassed.....	"	...	...	5,943	7,848	...	...	...	...	5,943	7,848
"    Tinned.....	<i>Tins</i>	...	...	129,168	6,433	...	...	...	...	129,168	6,433
Garlic.....	<i>Piculs</i>	...	...	9,205	12,983	...	...	...	...	9,205	12,983
Ginger, Fresh.....	"	...	...	837	1,454	...	...	...	...	837	1,454
Grasscloth, Coarse.....	"	...	...	14	706	...	...	...	...	14	706
"    Fine.....	"	...	...	139	9,800	...	...	...	...	139	9,800
Hats, Bamboo.....	<i>Pieces</i>	...	...	5,797	285	...	...	...	...	5,797	285
Hemp, Twine and Thread.....	<i>Piculs</i>	...	...	9	188	...	...	...	...	9	188
Hides, Cow and Buffalo.....	"	...	...	41	820	...	...	...	...	41	820
Joss Sticks.....	"	...	...	1,903	24,358	...	...	...	...	1,903	24,358
Knives and Sickles.....	<i>Pieces</i>	...	...	12,637	611	...	...	...	...	12,637	611
Lampwick.....	<i>Piculs</i>	...	...	33	1,505	...	...	...	...	33	1,505
Lard.....	"	...	...	14	226	...	...	...	...	14	226
Leather.....	"	...	...	18	455	...	...	...	...	18	455
Mats, Straw.....	<i>Pieces</i>	...	...	9,458	946	...	...	...	...	9,458	946
Meats, Dried and Salted.....	<i>Piculs</i>	...	...	684	18,141	...	...	...	...	684	18,141
Medicines.....	"	...	...	298	1,246	...	...	...	...	298	1,246
Oil, Bean.....	"	...	...	20	158	...	...	...	...	20	158
"    Tea.....	"	...	...	13	191	...	...	...	...	13	191
Oranges, Fresh.....	"	...	...	22,909	32,182	...	...	...	...	22,909	32,182
Paper, 2nd Quality.....	"	...	...	57	576	...	...	...	...	57	576
Peel, Orange.....	"	...	...	1,174	18,784	...	...	...	...	1,174	18,784
Pigs, Live.....	<i>No.</i>	...	...	1,591	6,615	...	...	...	...	1,591	6,615
Poultry.....	"	...	...	15,019	4,567	...	...	...	...	15,019	4,567
Samshu.....	<i>Piculs</i>	...	...	157	793	...	...	...	...	157	793
"    Medicated.....	"	...	...	30	473	...	...	...	...	30	473
Seed, Melon.....	"	...	...	200	1,150	...	...	...	...	200	1,150
"    Pulp, Melon.....	"	...	...	33	989	...	...	...	...	33	989
"    Sesamum.....	"	...	...	46	276	...	...	...	...	46	276
"    Vegetable.....	"	...	...	63	364	...	...	...	...	63	364
Shoes and Boots, Silk and Cotton.....	<i>Pairs</i>	...	...	253	152	...	...	...	...	253	152
Silk, Raw, Wild.....	<i>Piculs</i>	...	...	1	80	...	...	...	...	1	80
"    Cocoons.....	"	...	...	39	5,460	...	...	...	...	39	5,460
"    Piece Goods.....	"	...	...	3	1,967	...	...	...	...	3	1,967
"    Products, Unclassed.....	"	...	...	2	620	...	...	...	...	2	620
Soy and Sauce.....	"	...	...	30	161	...	...	...	...	30	161
Starch.....	"	...	...	25	126	...	...	...	...	25	126
Sugar Cane.....	"	...	...	2,225	2,207	...	...	...	...	2,225	2,207
Taro.....	"	...	...	330	330	...	...	...	...	330	330
Tea, Black.....	"	...	...	4,716	49,046	...	...	...	...	4,716	49,046

TABLE No. V.—TRADE IN NATIVE PRODUCE.—Exports and Re-exports—Continued.

DESCRIPTION OF GOODS.	Classifier of Quantity.	EXPORTS TO FOREIGN COUNTRIES.		EXPORTS TO HONGKONG.		EXPORTS TO CHINESE PORTS.		TOTAL RE-EXPORTS TO FOREIGN COUNTRIES, HONGKONG, AND CHINESE PORTS.		TOTAL EXPORTS (including Re-exports).	
		Quantity.	Value.	Quantity.	Value.	Quantity.	Value.	Quantity.	Value.	Quantity.	Value.
			<i>Hk. \$s</i>		<i>Hk. \$s</i>		<i>Hk. \$s</i>		<i>Hk. \$s</i>		<i>Hk. \$s</i>
Theatrical and Processional Effects .....	<i>Value</i>	...	...	...	4,100	...	...	...	...	...	4,100
Tobacco, Leaf .....	<i>Piculs</i>	...	...	3,269	93,820	...	...	...	...	3,269	93,820
"    Prepared .....	"	...	...	14,566	549,138	96	3,619	...	...	14,662	552,757
Turnips, Dried and Salted .....	"	...	...	540	1,721	...	...	...	...	540	1,721
Vegetables, Fresh, Unclassed .....	"	...	...	19,987	16,861	...	...	...	...	19,987	16,861
Woodware, Decorated .....	<i>Pieces</i>	...	...	44	174	...	...	...	...	44	174
Sundries, Unenumerated .....	<i>Value</i>	...	...	...	2,657	...	...	...	...	...	2,657
TOTAL .....	<i>Hk. \$s</i>	...	...	...	934,225	...	3,619	...	...	...	937,844

## SUMMARY.

To—	EXPORTS.		RE-EXPORTS.		TOTAL EXPORTS AND RE-EXPORTS.	
	<i>Hk. \$s</i>	<i>Hk. \$s</i>	<i>Hk. \$s</i>	<i>Hk. \$s</i>	<i>Hk. \$s</i>	<i>Hk. \$s</i>
Macao .....	37,281	...	...	...	37,281	...
Hongkong .....	896,944	...	...	...	896,944	...
Total to Foreign Countries .....	934,225	...	...	...	934,225	...
Wuchow .....	3,619	...	...	...	3,619	...
Total to Chinese Ports .....	3,619	...	...	...	3,619	...
GRAND TOTAL .....	937,844	...	...	...	937,844	...

TABLE No. VI.—TRANSIT TRADE.

a.—Table showing the Destinations of the various Goods forwarded under Transit Passes to the Interior during the Year 1904.

DESCRIPTION OF GOODS.	Classifier of Quantity.	KWANGTUNG.		KWANGSI.		TOTAL.	
		Quantity.	Value.	Quantity.	Value.	Quantity.	Value.
			<i>Hk. Ts.</i>		<i>Hk. Ts.</i>		<i>Hk. Ts.</i>
Fish, Salt.....	<i>Piculs</i>	...	...	9	41	9	41
Matches, Japan.....	<i>Gross</i>	2,918	735	...	...	2,918	735
Oil, Kerosene, American.....	<i>Gallons</i>	1,300	257	...	...	1,300	257
Oysters, Dried.....	<i>Piculs</i>	1	20	1	20	2	40
Prawns and Shrimps, Dried.....	"	1	20	1	20	2	40
Sugar, White.....	"	19	93	...	...	19	93
TOTAL.....	<i>Hk. Ts.</i>		1,125		81		1,206

b.—Table showing the Provinces from which Native Goods were brought under Transit Passes during the Year 1904.

*Nil.*

c.—Table showing the Number of Passes issued for, and the Amount of Duties collected on, Foreign Goods forwarded to the Interior under Transit Passes, as divided between the various Nationalities, during the Year 1904.

QUARTER.	BRITISH.		FRENCH.		TOTAL.	
	No. of Passes.	Transit Dues.	No. of Passes.	Transit Dues.	No. of Passes.	Transit Dues.
		<i>Hk. Ts. m. c. c.</i>		<i>Hk. Ts. m. c. c.</i>		<i>Hk. Ts. m. c. c.</i>
1st quarter.....	...	...	...	...	...	...
2nd ".....	6	2.5.0.2	...	...	6	2.5.0.2
3rd ".....	2	4.5.5.0	4	15.4.5.3	6	20.0.0.3
4th ".....	...	...	2	5.2.5.0	2	5.2.5.0
TOTAL.....	8	7.0.5.2	6	20.7.0.3	14	27.7.5.5

d.—Table showing the Number of Passes surrendered for, and the Amount of Duties collected on, Native Goods brought from the Interior under Transit Passes, as divided between the various Nationalities, during the Year 1904.

*Nil.*

TABLE No. VII.—DUTIES.

Duties paid under each Flag, for the Year ended 31st December 1904.

FLAG.	IMPORT.	EXPORT.	COAST TRADE.	TONNAGE.	TRANSIT.	OPIUM LIEN.	TOTAL.
	<i>Hk. P&amp;M.c.c.</i>	<i>Hk. P&amp;M.c.c.</i>	<i>Hk. P&amp;M.c.c.</i>	<i>Hk. P&amp;M.c.c.</i>	<i>Hk. P&amp;M.c.c.</i>	<i>Hk. P&amp;M.c.c.</i>	<i>Hk. P&amp;M.c.c.</i>
British.....	47,737.6.8.5	18,942.8.8.3	10.4.6.8	2,136.0.0.0	7.0.5.2	...	68,834.0.8.8
German.....	...	...	...	1.4.0.0	...	...	1.4.0.0
French.....	1,987.4.7.1	551.4.9.5	...	167.5.0.0	20.7.0.3	...	2,727.1.6.9
Italian.....	...	...	...	60.8.0.0	...	...	60.8.0.0
Portuguese.....	358.1.5.9	374.6.9.1	2.8.5.0	25.4.0.0	...	192.0.0.0	953.1.0.0
Chinese.....	8,414.7.2.1	3,381.6.1.2	515.1.1.0	764.0.0.0	...	...	13,075.4.4.3
On Opium.....	72.0.0.0	...	...	...	...	...	72.0.0.0
TOTAL.....	58,570.0.3.6	23,230.6.8.1	528.4.2.8	3,155.1.0.0	27.7.5.5	192.0.0.0	85,724.0.0.0 *
* No Drawbacks marked for cash payment during the year, to be deducted from this total.....							<i>Hk. P&amp;M. Nil.</i>



## B.—SPECIAL TABLES.

TABLE No. I.—IMPORT TRADE.

Comparative Table of the principal Articles of Import, for the Years 1901 to 1904.

DESCRIPTION OF GOODS.	Classifier of Quantity.	1901.*	1902.*	1903.*	1904.†
<b>COTTON GOODS.</b>					
Shirtings, Grey .....	<i>Pieces</i>	2,021	264	844	2,788
"    White .....	"	3,664	1,736	1,800	2,676
T-Cloths .....	"	6,739	1,153	3,400	3,457
Printed Cottons :—					
Printed Chintzes, Plain Cotton Prints, and Printed Shirtings .....	<i>Pieces</i>	154	241	360	1,113
Dyed Cottons :—					
Cotton Italians, Plain .....	<i>Pieces</i>	...	...	...	2,012
Dyed Turkey Red Shirtings .....	"	55	...	...	1,091
Cotton Flannel, Plain, Dyed, and Printed, Japanese .....	"	1,776	461	4,756	7,022
"    "    Striped, Japanese .....	"	...	...	...	2,827
<b>WOOLLEN AND COTTON MIXTURES.</b>					
Alpacas, Lustras, Orleans, and Sicilians, Plain and Printed .....	<i>Yards</i>	...	...	1,825	2,250
Union and Poncho Cloth .....	"	...	...	...	1,232
<b>WOOLLEN GOODS.</b>					
Camlets, English .....	<i>Pieces</i>	671	239	683	886
Cashmeres and Merinos .....	<i>Yards</i>	...	660	2,573	10,161
<b>MISCELLANEOUS PIECE GOODS.</b>					
Silk Piece Goods .....	<i>Catties</i>	900	300	276	388
Towelling .....	<i>Yards</i>	...	...	...	35,260
<b>METALS.</b>					
Iron and Mild Steel, New :—					
Bars .....	<i>Piculs</i>	1,677	1,890	1,366	1,288
Plate Cuttings .....	"	...	...	155	687
<b>SUNDRIES.</b>					
Beans .....	<i>Piculs</i>	11,537	5,984	6,211	6,566
Coal .....	<i>Tons</i>	1,819	2,996	2,414	1,645

\* Port of call.

† Treaty port from 7th March.

Comparative Table of the principal Articles of Import—Continued.

DESCRIPTION OF GOODS.	Classifier of Quantity.	1901.*	1902.*	1903.*	1904.†
Cuttle-fish.....	<i>Piculs</i>	5,943	6,543	6,476	6,395
Fish, Dried.....	"	83	122	299	4,931
" Salt.....	"	21,820	30,829	38,424	27,745
Flour, Wheat.....	"	59,920	65,892	64,235	55,945
Ground-nut Pulp.....	"	175	...	3,386	4,383
India-rubber Shoes.....	<i>Pairs</i>	505	776	2,100	13,996
Joss-stick Powder.....	<i>Piculs</i>	780	1,091	1,345	1,182
Lily Flowers, Dried.....	"	853	798	1,065	1,475
Matches, Japan.....	<i>Gross.</i>	110,791	59,198	49,532	121,255
Medicines.....	<i>Value</i>	6,744	11,592	15,057	14,022
Mussels, Dried.....	<i>Piculs</i>	1,427	2,134	1,190	1,416
Oil, Ground-nut.....	"	14,285	1,168	1,980	2,212
" Kerosene, American.....	<i>Galls.</i>	...	...	...	140,250
" " Sumatra.....	"	...	...	10	47,500
Persimmons, Dried.....	<i>Piculs</i>	1,328	1,270	1,517	1,564
Prawns and Shrimps, Dried.....	"	3,083	3,075	3,265	2,645
Rattans, Split.....	"	2,666	746	1,149	3,759
" Whole.....	"	5,332	4,045	3,029	1,020
Sago.....	"	3,255	4,058	3,248	3,038
Seaweed.....	"	1,681	1,148	515	1,125
Sugar, White.....	"	20,064	16,420	24,000	16,710
Vermicelli.....	"	4,695	3,333	1,502	4,700
Yam-root (Dye-stuff).....	"	1,729	1,748	1,531	1,351

\* Port of call.

† Treaty port from 7th March.

TABLE No. 2.—EXPORT TRADE.

Comparative Table of the principal Articles of Export, for the Years 1901 to 1904.

DESCRIPTION OF GOODS.	Classifier of Quantity.	1901.‡	1902.‡	1903.‡	1904.§
Bags, Straw.....	<i>Pieces</i>	375	15,190	26,200	154,014
Fans, Palm-leaf.....	"	7,000	411,242	160,900	159,450
Garlic.....	<i>Piculs</i>	5,369	12,119	10,328	9,205
Grasscloth, Fine.....	"	75	95	121	139
Joss Sticks.....	"	263	966	2,677	1,903
Oranges, Fresh.....	"	...	...	...	22,909
Peel, Orange.....	"	124	55	248	1,174
Tea, Black.....	"	2	4,272	2,910	4,716
Tobacco, Leaf.....	"	54	88	115	3,269
" Prepared.....	"	257	3,667	8,290	14,566
Vegetables, Fresh, Unclassed.....	"	13,586	13,866	18,605	19,987

‡ Port of call.

§ Treaty port from 7th March.

## TABLE No. 3.—TREASURE.

Treasure Imported and Exported during the Year 1904.

Silver, in Coin (exported to Hongkong and Macao).....Value, *Hk. Ts.* 20,000.

## TABLE No. 4.—PASSENGER TRAFFIC.

Passenger Traffic during the Year 1904.

PASSENGERS TO					PASSENGERS FROM			
STEAMERS.		SAILING VESSELS.			STEAMERS.		SAILING VESSELS.	
Foreigners.	Natives.	Foreigners.	Natives.		Foreigners.	Natives.	Foreigners.	Natives.
37	82,482	...	...	Hongkong.....	46	91,290	...	...
21	4,559	...	...	Macao.....	23	5,070	...	...
5	399	...	...	Samshui.....	8	372	...	...
...	700	...	...	Kumchuk.....	...	628	...	...
63	88,140	...	...	TOTAL.....	77	97,360	...	...

Note.—The figures in the above table do not include passengers carried by Native junks towed by steam-launches.

## SAMSHUI TRADE REPORT, FOR THE YEAR 1904.

1°. LOCAL.—The following table speaks eloquently for itself and shows the progress of this port as compared with that of previous years:—

PERIOD.	NET VALUE OF TRADE.	TOTAL DUTY COLLECTION.
	<i>Hk. Tls</i>	<i>Hk. Tls</i>
1897*.....	103,564	3,815
1898.....	1,614,913	55,596
1899.....	2,967,278	113,617
1900.....	2,282,882	90,009
1901.....	2,607,466	113,664
1902.....	2,189,571	118,445
1903.....	2,871,586	138,633
1904.....	3,046,808	172,378

\* Seven months ended 31st December.

Moreover, it must be taken into consideration that Kongmoon, which had hitherto been a station under the supervision of this office, was made a Treaty port and opened to Foreign trade on 7th March 1904, and, being the port of compulsory entry for all steamers ascending the West River, is able to successfully compete with Samshui for the distribution of goods all along the river up to Wuchow, and thus reduces greatly the distributing area of Samshui. The increase for the year under review is so much the more noticeable as the Foreign public has been told and retold that the country was infested with pirates and rebels, and, of course, that trade was hampered by this state of affairs. There is no denying that a good deal of robbery took place, but it did not interfere seriously with trade, most junks reported as attacked or plundered being passenger-boats, occasionally steam-launches, with small cargoes or none. These pirates or robbers having generally to make good their escape seem to have simply for object to relieve their unlucky victims of all easily portable valuables, which do not embarrass their bearers in their flight and can be easily sold or pawned. As compared with 1903, the year 1904 shows an increase of *Hk. Tls* 175,222, or 6 per cent., divided between Foreign Imports and Exports to Chinese ports:—

Foreign Imports gained . . . . .	<i>Hk. Tls</i> 137,843
Native Imports lost . . . . .	" 23,336
Exports to Foreign countries lost . . . . .	" 41,600
" Chinese ports gained . . . . .	" 102,315

The reasons for this good result are not far to seek. For Imports, I notice sufficiently good Rice crops; the great improvement, towards the latter part of the year, in the Silk trade; and perhaps also the rise in Foreign exchange. As to Exports, the causes are more complex, and I shall revert to them later on. While speaking of Silk, I must state that though very little Silk and Cocoons pass through this Custom House, Samshui is, nevertheless, in the centre of a mulberry-tree growing country: if Silk rises in price, Cocoons follow in value, and producers thus receive a higher remuneration for their labour, and, as a result, have more money to spend.

Before going into details concerning the various sub-heads under which this port's trade is divided I want to add a few more words concerning the importation and exportation of Native produce from and to Chinese ports *viâ* neighbouring Foreign ports. It seems strange to hear that goods from Wuchow, with Samshui as an ultimate destination, or *vice versa*, should pass through, say, Kwangchowwan, Hongkong, or Macao in order to become what I may term "extritorialized," and thus enjoy the status of Foreign goods; but it is nevertheless a fact; and I could quote a long list of Native goods, even of Foreign goods primarily imported by junks, which undergo similar treatment without leaving the very ship in which they are exported. These transactions are not only recorded in our statistics as Exports or Imports to and from Hongkong, but reappear as Imports or Exports from and to Hongkong in the Wuchow statistics, thus crediting Foreign trade with two sums which hardly affect it, except in the profit derived from freight. After careful investigation I find that the sum thus wrongly credited to Foreign trade amounts for Samshui alone to about *Hk.Tls.* 408,480, the most conspicuous items being Liquid Indigo, *Hk.Tls.* 99,156, from Wuchow to Samshui *viâ* Hongkong; Cotton Cord, *Hk.Tls.* 18,289; Nankeens, *Hk.Tls.* 123,943; Paper, *Hk.Tls.* 124,649; Tobacco, *Hk.Tls.* 16,286, from Samshui to Wuchow *viâ* Hongkong. Had these transactions been done from Wuchow to Samshui direct, or *vice versa*, the net value of our Foreign trade would have been reduced from *Hk.Tls.* 2,508,488 to *Hk.Tls.* 2,100,008, and that of our Native trade (Imports and Exports from and to Chinese ports) would have been increased from *Hk.Tls.* 538,320 to *Hk.Tls.* 946,800.

2°. REVENUE.—As will have been seen in the table at the beginning of this Report, the Revenue has also increased by *Hk.Tls.* 33,745; but I must explain here that *Hk.Tls.* 15,310 represent the Kongmoon and Kumchuk collection for the period 1st January to 6th March (Kongmoon having been opened as a Treaty port on the 7th), and were included in the Samshui collection. Deducting this amount, there still remains a surplus of *Hk.Tls.* 18,435, or 13.34 per cent., over the 1903 collection. The Coast Trade Duty suffered a small loss, of *Hk.Tls.* 758, easily explained by the indirect importation of Liquid Indigo from Wuchow *viâ* Hongkong, the Duty being in such a case credited to the Import Duty. An explanation for the loss on Transit Dues (*Hk.Tls.* 3,426) will be found further on.

3°. FOREIGN TRADE.—Before going into comparisons and explanations called for under this heading I must state it has been decided by the Statistical Department that since 1904 the values of Imports are the c. i. f. values, *i.e.*, include invoice cost, freight, and insurance at the primary port of entry in China, subsequent expenses not being included; similarly, Export values are f. o. b. values, *i.e.*, include invoice cost, shipping charges, commissions, and Export Duty, thus including all charges up to the moment of reaching the exporting ship's side.

(a.) Imports.—Under these conditions it is difficult to establish effective comparisons with the 1903 values, the latter having been previously reckoned according to local market values. However, I may point out a diminution of 2,056 piculs in the quantity of Indian Cotton Yarn imported, while the value increased by *Hk.Tls.* 38,235, a consequence of the high prices ruling during part of the year 1904. Other Cotton Goods remained stationary. The importation of Woollen and Cotton Mixtures shrunk from *Hk.Tls.* 1,307 to *Hk.Tls.* 569, and that of Woollen Goods, from *Hk.Tls.* 10,170 to *Hk.Tls.* 6,999, owing, probably, to too high prices. Metals, though about 2,000 piculs in excess, show a decline in value of *Hk.Tls.* 11,000 odd, due mostly to the above-mentioned rearrangement of values and also to the weakness of the market in Hongkong. As regards Sundries, there were losses in Betel-nuts, 1,293 piculs; Dried Fruits, *Hk.Tls.* 10,265; Japan Matches (the only kind imported here), 14,390 gross; but these losses were more than compensated for by gains on Flour, 3,099 piculs; Medicines, *Hk.Tls.* 8,063; Mushrooms,

*Hk.Tts* 10,359; Refined and White Sugar, 1,380 piculs; Liquid Indigo, 16,526 piculs (*Hk.Tts* 99,156); and Szechwan White Wax, 390 piculs (*Hk.Tts* 25,378),—these two last-mentioned items imported *via* Hongkong. Kerosene Oil made its reappearance, with 6,990 gallons, which were sent to the interior under Transit Passes. The total gain on Sundries, the above items included, amounted to *Hk.Tts* 89,579.

(b.) *Exports*.—The heavy loss under this heading fell entirely on Fire-crackers and Fireworks, *Hk.Tts* 72,714; Tea, 511 piculs (*Hk.Tts* 30,657); and Tobacco, 1,489 piculs (*Hk.Tts* 31,655). I would attribute this decrease to a rearrangement of values, which were too high in the 1903 Returns. But I have nevertheless to chronicle a diminution of 5,480,264 Straw Bags (*Hk.Tts* 146,351), due to the opening of ports of call between Samshui and Wuchow, notably Shiuhing, whence Bags were formerly imported into Samshui under Outward Transit Passes, while they are now exported from Shiuhing itself. There were, fortunately, extenuating gains: 1,223 head of Cattle (valued at *Hk.Tts* 25,767), all exported to Macao; 31,424 Mats (*Hk.Tts* 7,519); Nankeens, 2,858 piculs (*Hk.Tts* 118,482) (as we have seen, part of these Nankeens go to Wuchow without leaving exporting steamers); and Silk and Cocoons, *Hk.Tts* 26,704. The Cocoon crop of 1904 was not very satisfactory, but the deficiency was made good by the high prices ruling in the second half of the year. The total sales are computed as a little above *Tts* 400,000. One word more with regard to Exports: I am afraid the sporting element of the Canton Foreign community, and of some gun-boats patrolling the delta, are more or less responsible for the migration of Rice-birds, only 21,667 dozens having been exported, as against 36,155 dozens in 1903.

(c.) *Re-exports*.—None.

4°. COAST TRADE.—Deducting losses on Imports, *Hk.Tts* 23,336, from gains on Exports, *Hk.Tts* 102,315, there still remains an augmentation of trade of *Hk.Tts* 78,979 as compared with the figures for 1903.

(a.) *Original Shipments Coastwise*.—Though this is not a Cotton-producing district, yet there is a good deal of Cotton woven, and Native Cotton Cloth is one of the chief Exports to Wuchow. The increase for 1904 is 2,114 piculs (*Hk.Tts* 56,621). Paper, a produce of the North River valley, also increased, by 1,521 piculs.

(b.) *Reshipments Coastwise*.—None.

(c.) *Coastwise Arrivals*.—There is a diminution of 6,479 piculs in Liquid Indigo, but, as I have shown above, the Indigo credited to Foreign trade should really belong to coast trade, and we would then show an increase of over 10,000 piculs. A loss of 187 piculs of Hides was more than compensated for by an increase of 724 piculs of Leather. Cocoons and Tobacco also decreased, by *Hk.Tts* 16,887 and 10,908 respectively. An importation of 43,850 head of Poultry might seem rather a large order for a small port like Samshui, but I must add they were mostly for consumption at Sainam, Fatshan, and possibly Canton.

5°. INLAND TRANSIT.—(a.) *Inwards*.—The total value of the goods forwarded under Transit Passes to the interior amounted to *Hk.Tts* 168,281, 4,322 Passes having been issued. This part of the trade was progressing very satisfactorily, when, in October, the imposition by the Imperial Government of a fee of *Hk.Tts* 1 per Pass issued put a stop to the demand for Passes for small lots of goods, and thus reduced our quarterly issue to about 400 Passes instead of 1,000 as heretofore. The collection of this extra fee was discontinued at the end of December.

(b.) *Outwards*.—Mats and Straw Bags, which used to be the only Native goods brought under Outward Transit Passes, being now shipped by river steamers instead of by junks at Takhing and Shiuhing, there is no more demand for Outward Transit Passes. The figures now published only represent half a year's result.

6°. SHIPPING.—There was a decrease of 1,028 in entries and clearances of steamers, and of 49,738 tons as regards total steamer tonnage. This want of correlation with the increase of trade is explained by the plethora of steamers in 1903, when my predecessor justly remarked that "the trade of the port under present circumstances could be equally well carried on with fewer vessels." The British flag gained 200,468 tons, while the Chinese flag lost 224,244 tons, and the French, 26,308 tons. The tonnage under the Portuguese flag remained stationary. As to entries and clearances of chartered junks and passenger-lighters, there were 12 in 1904, as against 112 in 1903. The inland waters traffic, consisting in the carriage of passengers by steam-launches or passenger-boats in tow, increased by 70,034 tons, or more than 64 per cent., over the 1903 figures.

7°. PASSENGER TRAFFIC.—The increase just noted in the inland waters traffic had for immediate result a diminution in the number of passengers carried by steamers, which fell from 22,681 in 1903 to 14,360 in 1904. No figures were, unfortunately, procurable for the traffic by steam-launches and their tows.

8°. TREASURE.—We have to record, for the first time since the opening of the port, an exportation to Hongkong of Dollars and small Silver Coins amounting to *Hk.Tts* 132,079.

9°. OPIUM.—(a.) *Foreign*.—We are still far from the former importation, some 20 years ago, of 500 to 600 piculs, which used to be brought by junks *via* Chantsun; there is, however, a marked progress for 1904, with an increase of 52 piculs on a total of 245 piculs (all Patna). This Opium all goes to Sainam, where it is retailed and sold at between \$11 and \$13 per catty.

(b.) *Native*.—None passes through our office, but it may be interesting to know that about 30 baskets (15 piculs) arrive monthly from Yunnan and Szechwan, selling at between *Tts* 350 and *Tts* 400 per picul.

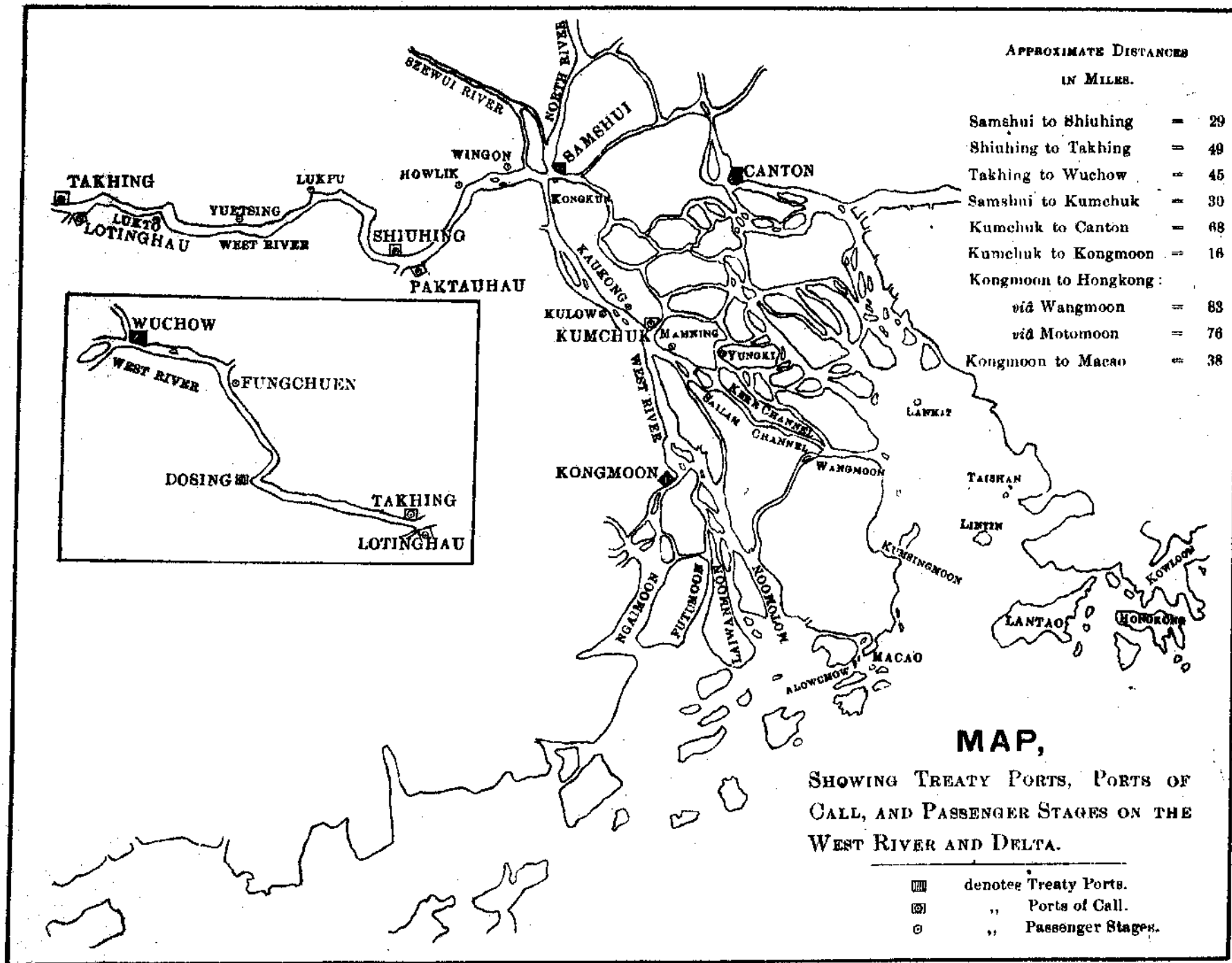
10°. MISCELLANEOUS.—The year 1904 will be marked in the annals of the Empire by the abolition of the post of Yüeh Haikwan Pu (粵海關部), or Hoppo, an institution dating from the time of the Emperor K'ANG HSI (A.D. 1662–1723) and managed by a high Manchu official specially appointed by the Emperor for one year to superintend all Customs affairs of the Kwangtung province. The gradual opening of China to Foreign trade, and, of late years, of various Treaty ports in the West River delta, reduced a good deal the Revenue derived from this lucrative post, and the *coup de grâce* was inflicted by the Peace Protocol of September 1901, which pledged for indemnity payment the Revenue of the Native Customs within 50 *li* from Treaty ports. The last Hoppo was His Excellency CHANG ÊN. The Governor of this province, His Excellency CHANG JÊN-TSUN, is now superintending Customs affairs. The Samshui Native Customs, which at the end of 1901 was handed over to our control, was then worked at a loss; but by the end of 1902 the Revenue was *Tts* 5,125, in 1903 it was *Tts* 4,505, and for 1904, *Tts* 4,174—a small sum, it is true, but showing the result of a stricter superintendence. During 1904 12,538 junks reported, as against 13,423 in 1903. The Dues and Duties collected thus amount, on an average, to *Tts* 0.34 per boat, a fairly high tax, considering that this office collection is principally of the nature of a fee for the *visé* of permits issued at Canton, Fatshan, and Chantsun.—Postal extension has been carried on during the last few years, and the Samshui head office has now to superintend the doings of 5 branch offices, 17 agencies, and 13 box offices, mostly placed on two main postal lines—Samshui–Wuchow and Samshui to the Kiangsi border, where mails are handed over to the Kiukiang head office couriers. Advantage has been taken of the railway for the rapid transit of mails to and from Wuchow and Hongkong *via* Canton.—Seeing that Hongkong notes are quite current in the important centres of the West River delta, the creation of a provincial paper currency,

which has just been announced, should, if properly controlled, greatly help trade and be well received by the Natives. The 20-cent pieces minted at Canton are now circulating all over this district, and are received at par in fairly large sums. Copper cents are also increasing in circulation and are rapidly repelling copper cash to the interior.—Besides two steam silk filatures, with a total of 300 *bassines*, Sainam now possesses a steam rice decorticating mill.—Work on the Samshui division of the Yüeh-Han Railway was begun in 1903, the line first reaching Fatshan (10 miles). This short trunk was opened to traffic on 15th November 1903. The construction of the Fatshan-Samshui section (20 miles) was pushed on rapidly, and on the 26th September 1904 the whole line was inaugurated. Owing to the nature of the ground, which has proved to be mostly alluvial in the plains traversed by the railroad, considerable difficulty was met with and had to be overcome, notably at a place close to Samshui, where the soil was of such soft, marshy nature as to allow the embankment just erected to sink. Five steel bridges had to be erected, the longest at Sainam, consisting of nine 60-foot spans. The line as it now stands is 30 miles in length, laid with 75-lb. steel rails. One-third of the line is double tracked with steel ties, while the sleepers used for the remaining portion are of hard-wood imported from Japan, Borneo, and Australia. There are 14 stations; the Fatshan station is, so far, the only brick building, other stations being all temporary wooden structures. The workshops at Shekwaitong, the Canton terminus, are steel framed with corrugated iron covering; they are equipped with most modern machinery and tools, including a 50-ton electric crane. Two large locomotives and eight small ones meet all the service exigencies so far. There are now 24 trains a day—10 between Canton and Samshui and 14 between Fatshan and Canton. Passengers are met at Shekwaitong by two large steam double-propelled ferry-boats, each able to carry 800 people, which take them over to the city. There has been no serious trouble experienced with Natives, though their curiosity leads them at times, but not with malicious intent, to tamper with switches, and it caused recently the derailment of a locomotive, the accident causing the death of a driver and of a passenger. Other accidents have been exceedingly rare, and, with the exception of another passenger's death, by crossing the line in front of a coming train, there were no casualties to chronicle on a total of 1,782,402 passengers transported in 14 months. Rates per mile for passengers are 5 cents, 3 cents, and  $1\frac{1}{2}$  cents for 1st, 2nd, and 3rd class respectively between stations, but for the longest distances fares have been slightly reduced. On the 1st December 1904 the railroad was opened to goods traffic. There are four classes of goods, first, second, third classes, and dangerous goods, with corresponding rates,  $\frac{1}{2}$  cent,  $\frac{1}{3}$  cent,  $\frac{1}{4}$  cent, and 20 cents per picul per mile; rates for whole cars are lowered to 5 cents,  $3\frac{1}{2}$  cents,  $1\frac{3}{4}$  cents, and 10 cents per ton. Live stock, including horses, 5 cents, and pigs,  $\frac{1}{2}$  cent, per head per mile, with a minimum of 50 cents per mile for whole cars of 30 tons. The company does not look too much for goods traffic as long as the line is not extended beyond Samshui; but should it be decided to carry it towards Shiuhing, it will then be well worth for merchants to patronise this new means of communication. I am obliged for this information to the traffic superintendent, Mr. J. LIND.

#### WEST RIVER PORTS OF CALL.

As may be seen, no allusion has been made so far in this Report to the trade of the West River ports of call, the idea in so doing having been to review the trade of the various places *en bloc*. There are now six ports of call: Kongmoon, Kumchuk, Shiuhing, and Takhing were opened "under the same regulations as apply to the ports of call on the Yangtze River" by the British Treaty (Burma Convention) of 1897; Paktauhau, Lotinghau, and Dosing were opened





by the British Commercial Treaty (MACKAY) of 1902; while Kongmoon was made a Treaty port. So far Paktau-hau and Loting-hau have not been availed of for the shipment and discharge of cargo, and Dosing but slightly, its total Imports (all Foreign goods) amounting to *Hk.Tts.* 13,400, and Exports, to *Hk.Tts.* 995. The net trade of the three ports—Kumchuk, Shiuhing, and Takhing—amounted for 1904 to *Hk.Tts.* 1,828,220, as against *Hk.Tts.* 2,523,600 for 1903, showing thus a very marked decline of *Hk.Tts.* 695,380.

As to the division of trade between Foreign countries (Hongkong and Macao) and Chinese ports, the following figures serve to show that the loss practically affected only Chinese ports:—

	HONGKONG AND MACAO.	CHINESE PORTS.	TOTAL.
	<i>Hk.Tts.</i>	<i>Hk.Tts.</i>	<i>Hk.Tts.</i>
1903 . . . . .	1,048,799	1,474,801	2,523,600
1904 . . . . .	1,020,485	807,735	1,828,220
Loss,	<u>28,314</u>	<u>667,066</u>	<u>695,380</u>

The greatest part of this loss, *Hk.Tts.* 652,008, fell on Canton.

The total Revenue collection for Kumchuk, Shiuhing, Takhing, and Dosing amounted to *Hk.Tts.* 64,573.

The following table shows each port's total value of trade for 1903 and 1904:—

	KUMCHUK.	SHIUHING.	TAKHING.	TOTAL VALUE.
	<i>Hk.Tts.</i>	<i>Hk.Tts.</i>	<i>Hk.Tts.</i>	<i>Hk.Tts.</i>
1903 . . . . .	829,389	179,521	1,514,690	2,523,600
1904 . . . . .	566,732	312,369	949,119	1,828,220
Loss,	<u>262,657</u>	Gain, <u>132,848</u>	Loss, <u>565,571</u>	Total Loss, <u>695,380</u>

As regards Kumchuk, there is a loss of *Hk.Tts.* 269,890 on Imports, while Exports increased by *Hk.Tts.* 7,233. Shiuhing is the only port of call showing an increase as well of Imports (*Hk.Tts.* 11,691) as of Exports (*Hk.Tts.* 121,157). We have already seen that Straw Bags ceased to be exported to Samshui under Outward Transit Passes, the direct exportation abroad taking place at Shiuhing; we have also noticed a heavy falling off in the export of this article from Kumchuk. It was all to the advantage of Shiuhing, which has now to record an increased export of 3,894,502 Bags (*Hk.Tts.* 118,208) and 66,644 Mats (*Hk.Tts.* 14,576). These Bags and Mats are made in the Shiuhing district, the bulk passing Paktau-hau by inland junks on its way to Shiuhing. Takhing, which in 1903 had given hopes of becoming a great trade centre, has, unfortunately, not done well in 1904. Imports lost *Hk.Tts.* 11,098, and Exports, *Hk.Tts.* 554,473. Its chief industry is the manufacture of Matting with reed imported from Canton; this importation fell from 41,295 piculs (*Hk.Tts.* 123,885) in 1903 to 29,174 piculs (*Hk.Tts.* 67,911) in 1904, and the exportation of Matting, as a consequence, decreased from 182,343 rolls (*Hk.Tts.* 1,276,401) to 115,614 rolls (*Hk.Tts.* 647,438).

The opening of inland waters to steam navigation has greatly benefited the ports of call and passenger stations, and the West River is particularly well provided with several lines of steam-launches, there being hardly any recognised trade centre along the river not touched by steam-launches once, if not twice, a day.

C. E. TANANT,

Acting Commissioner of Customs.

SAMSHUI, 1st March 1905.

## SAMSHUI TRADE RETURNS, FOR THE YEAR 1904.

### A.—GENERAL TABLES.

#### TABLE No. I.—SHIPPING.

Number and Tonnage of Vessels Entered and Cleared under each Flag,  
for the Year ended 31st December 1904.

a.—Under General Regulations.

FLAG.	STEAMERS.													
	ENTERED INWARDS.						CLEARED OUTWARDS.						TOTAL ENTERED AND CLEARED.	
	With Cargo.		In Ballast.		TOTAL.		With Cargo.		In Ballast.		TOTAL.			
	No.	Tons.	No.	Tons.	No.	Tons.	No.	Tons.	No.	Tons.	No.	Tons.	No.	Tons.
British.....	446	150,213	589	134,579	1,035	284,792	461	151,222	574	133,570	1,035	284,792	2,070	569,584
American.....	...	...	5	254	5	254	...	...	5	254	5	254	10	508
French.....	37	10,486	117	18,300	154	28,786	9	2,554	145	26,232	154	28,786	308	57,572
Portuguese.....	42	4,914	88	9,370	130	14,284	115	12,967	15	1,317	130	14,284	260	28,568
Chinese.....	135	21,416	432	22,704	567	44,120	78	11,612	489	32,508	567	44,120	1,134	88,240
<b>Total Steamers.....</b>	<b>660</b>	<b>187,029</b>	<b>1,231</b>	<b>185,207</b>	<b>1,891</b>	<b>372,236</b>	<b>663</b>	<b>178,355</b>	<b>1,228</b>	<b>193,881</b>	<b>1,891</b>	<b>372,236</b>	<b>3,782</b>	<b>744,472</b>
SAILING VESSELS.														
American.....	4	61	2	382	6	443	...	...	6	443	6	443	12	886
Chinese.....	...	...	1	150	1	150	...	...	1	150	1	150	2	300
<b>Total Sailing Vessels</b>	<b>4</b>	<b>61</b>	<b>3</b>	<b>532</b>	<b>7</b>	<b>593</b>	<b>...</b>	<b>...</b>	<b>7</b>	<b>593</b>	<b>7</b>	<b>593</b>	<b>14</b>	<b>1,186</b>
<b>GRAND TOTAL...</b>	<b>664</b>	<b>187,090</b>	<b>1,234</b>	<b>185,739</b>	<b>1,898</b>	<b>372,829</b>	<b>663</b>	<b>178,355</b>	<b>1,235</b>	<b>194,474</b>	<b>1,898</b>	<b>372,829</b>	<b>3,796</b>	<b>745,658</b>

b.—Under Inland Steam Navigation Rules.

FLAG.	ENTERED INWARDS.						CLEARED OUTWARDS.						TOTAL ENTERED AND CLEARED.	
	With Cargo.		In Ballast.		TOTAL.		With Cargo.		In Ballast.		TOTAL.			
	No.	Tons.	No.	Tons.	No.	Tons.	No.	Tons.	No.	Tons.	No.	Tons.	No.	Tons.
British.....	...	...	762	32,585	762	32,585	...	...	762	32,585	762	32,585	1,524	65,170
American.....	...	...	124	1,792	124	1,792	...	...	124	1,792	124	1,792	248	3,584
German.....	...	...	34	476	34	476	...	...	34	476	34	476	68	952
French.....	...	...	87	891	87	891	...	...	87	891	87	891	174	1,782
Italian.....	...	...	103	11,877	103	11,877	...	...	103	11,877	103	11,877	206	23,754
Chinese.....	...	...	3,689	42,052	3,689	42,052	...	...	3,689	42,052	3,689	42,052	7,378	84,104
<b>TOTAL.....</b>	<b>...</b>	<b>...</b>	<b>4,799</b>	<b>89,673</b>	<b>4,799</b>	<b>89,673</b>	<b>...</b>	<b>...</b>	<b>4,799</b>	<b>89,673</b>	<b>4,799</b>	<b>89,673</b>	<b>9,598</b>	<b>179,346</b>

TABLE NO. II.—GROSS AND NET VALUES OF THE TRADE OF SAMSHUI,  
1902 TO 1904.

	1902.		1903.		1904.	
	NET VALUES.	GROSS VALUES.	NET VALUES.	GROSS VALUES.	NET VALUES.	GROSS VALUES.
	<i>Hk. \$s</i>	<i>Hk. \$s</i>	<i>Hk. \$s</i>	<i>Hk. \$s</i>	<i>Hk. \$s</i>	<i>Hk. \$s</i>
<b>FOREIGN GOODS.</b>						
Imported from Foreign Countries and Hongkong.....	1,198,938		1,516,997		1,654,840	
Imported from Chinese Ports.....	15		...		...	
<b>Total Foreign Imports.....</b>		<b>1,198,953</b>		<b>1,516,997</b>		<b>1,654,840</b>
Re-exported to Foreign Countries and Hongkong....	...		...		...	
Re-exported to Chinese Ports.....	...		...		...	
<b>Total Foreign Re-exports.....</b>						
<b>Net Total Foreign Imports.....</b>	<b>1,198,953</b>		<b>1,516,997</b>		<b>1,654,840</b>	
<b>NATIVE PRODUCE.</b>						
Imported (chiefly from Wuchow, Takhing, etc.).....		63,831		197,431		174,095
Re-exported to Foreign Countries.....	...		...		...	
Re-exported to Chinese Ports.....	...		...		...	
<b>Total Native Re-exports.....</b>						
<b>Net Total Native Imports.....</b>	<b>63,831</b>		<b>197,431</b>		<b>174,095</b>	
<b>Native Produce of local origin Exported to Foreign Countries.....</b>	<b>776,330</b>		<b>895,248</b>		<b>853,648</b>	
<b>Native Produce of local origin Exported to Chinese Ports.....</b>	<b>150,457</b>		<b>261,910</b>		<b>364,225</b>	
<b>Total Exports of local origin.....</b>		<b>926,787</b>		<b>1,157,158</b>		<b>1,217,873</b>
<b>Gross Value of the Trade of the Port.....</b>		<b>2,189,571</b>		<b>2,871,586</b>		<b>3,046,808</b>
<b>Net Value of the Trade of the Port, i.e., Foreign and Native Imports less Re-exports, and Native Exports of local origin.....</b>	<b>2,189,571</b>		<b>2,871,586</b>		<b>3,046,808</b>	



TABLE No. III.—TRADE IN FOREIGN GOODS.—Imports and Re-exports—Continued.

DESCRIPTION OF GOODS.	Classifier of Quantity.	IMPORTS FROM FOREIGN COUNTRIES AND HONGKONG.		IMPORTS FROM CHINESE PORTS.		RE-EXPORTS TO FOREIGN COUNTRIES AND HONGKONG.		RE-EXPORTS TO CHINESE PORTS.		NET TOTAL IMPORTS.	
		Quantity.	Value.	Quantity.	Value.	Quantity.	Value.	Quantity.	Value.	Quantity.	Value.
			<i>Hk. Ts</i>		<i>Hk. Ts</i>		<i>Hk. Ts</i>		<i>Hk. Ts</i>		<i>Hk. Ts</i>
Towels, Honeycomb and Huckaback, 18 inches by 40 inches.....	Dozens	181	72	...	...	...	...	...	...	181	72
" Honeycomb and Huckaback, 18 inches by 40 inches, Japanese..	"	34	19	...	...	...	...	...	...	34	19
" Honeycomb and Huckaback, exceeding 18 inches by 40 inches	"	6	9	...	...	...	...	...	...	6	9
Cotton Goods, Unclassed.....	Yards	34	11	...	...	...	...	...	...	34	11
" Yarn, Grey and Bleached, Indian..	Piculs	22,395	568,833	...	...	...	...	...	...	22,395	568,833
" Thread, on Spools.....	Gross	54	135	...	...	...	...	...	...	54	135
<b>WOOLLEN AND COTTON MIXTURES.</b>											
Alpacas, Lustras, Orleans, and Sicilians, Plain and Figured.....	Yards	1,944	486	...	...	...	...	...	...	1,944	486
Union and Poncho Cloth.....	"	73	44	...	...	...	...	...	...	73	44
Woollen and Cotton Spanish Stripes.....	"	48	19	...	...	...	...	...	...	48	19
" " Mixtures, Unclassed..	"	49	20	...	...	...	...	...	...	49	20
<b>WOOLLEN GOODS.</b>											
Blankets and Rugs.....	Pounds	343	155	...	...	...	...	...	...	343	155
Camlets, English.....	Pieces	260	2,964	...	...	...	...	...	...	260	2,964
Cashmeres and Merinos.....	Yards	5,781	2,891	...	...	...	...	...	...	5,781	2,891
Cloth, Broad, Medium, and Habit.....	"	70	105	...	...	...	...	...	...	70	105
Lastings, Plain, Figured, and Créped.....	Pieces	10	93	...	...	...	...	...	...	10	93
Long Ells.....	"	53	284	...	...	...	...	...	...	53	284
Spanish Stripes.....	Yards	593	356	...	...	...	...	...	...	593	356
Woollen Goods, Unclassed.....	"	111	50	...	...	...	...	...	...	111	50
" and Worsted Yarn and Cord.....	Piculs	1	101	...	...	...	...	...	...	1	101
<b>MISCELLANEOUS PIECE GOODS.</b>											
Plushes and Velvets :—											
Plushes and Velvets, Silk Mixture.....	Catties	38	87	...	...	...	...	...	...	38	87
Silk Piece Goods, Plain.....	"	206	1,349	...	...	...	...	...	...	206	1,349
" " " Brocaded.....	"	69	545	...	...	...	...	...	...	69	545
" " " Mixtures, Plain.....	"	35	133	...	...	...	...	...	...	35	133
" " " Brocaded.....	"	57	262	...	...	...	...	...	...	57	262
Towelling.....	Yards	3,003	150	...	...	...	...	...	...	3,003	150
<b>METALS.</b>											
Iron and Mild Steel, New :—											
Bars.....	Piculs	1,578	4,418	...	...	...	...	...	...	1,578	4,418
Chains, and Parts of.....	"	17	100	...	...	...	...	...	...	17	100
Hoops.....	"	41	164	...	...	...	...	...	...	41	164
Nail-rod.....	"	2,203	6,609	...	...	...	...	...	...	2,203	6,609
Nails, Wire.....	"	1,411	5,644	...	...	...	...	...	...	1,411	5,644
Plate Cuttings.....	"	9,250	20,350	...	...	...	...	...	...	9,250	20,350
Sheets and Plates.....	"	571	1,684	...	...	...	...	...	...	571	1,684
Tacks.....	"	1	8	...	...	...	...	...	...	1	8
Wire.....	"	350	1,750	...	...	...	...	...	...	350	1,750
Unclassed.....	"	3	38	...	...	...	...	...	...	3	38
Iron and Mild Steel, Old :—											
Horseshoes.....	Piculs	903	1,671	...	...	...	...	...	...	903	1,671
Plates.....	"	18	35	...	...	...	...	...	...	18	35
Scrap.....	"	358	680	...	...	...	...	...	...	358	680
Iron, Galvanized :—											
Wire.....	Piculs	1	5	...	...	...	...	...	...	1	5
Lead, in Pigs and Bars.....	"	326	1,858	...	...	...	...	...	...	326	1,858

TABLE No. III.—TRADE IN FOREIGN GOODS.—Imports and Re-exports—Continued.

DESCRIPTION OF GOODS.	Classifier of Quantity.	IMPORTS FROM FOREIGN COUNTRIES AND HONGKONG.		IMPORTS FROM CHINESE PORTS.		RE-EXPORTS TO FOREIGN COUNTRIES AND HONGKONG.		RE-EXPORTS TO CHINESE PORTS.		NET TOTAL IMPORTS.	
		Quantity.	Value.	Quantity.	Value.	Quantity.	Value.	Quantity.	Value.	Quantity.	Value.
			<i>Hk. Ts</i>		<i>Hk. Ts</i>		<i>Hk. Ts</i>		<i>Hk. Ts</i>		<i>Hk. Ts</i>
Steel, Bars .....	<i>Piculs</i>	622	5,567	...	...	...	...	...	...	622	5,567
" Tool and Cast .....	"	5	94	...	...	...	...	...	...	5	94
SUNDRIES.											
Awabi .....	<i>Piculs</i>	137	6,240	...	...	...	...	...	...	137	6,240
Bamboo Shoots .....	"	162	1,625	...	...	...	...	...	...	162	1,625
Beans and Peas .....	"	754	5,127	...	...	...	...	...	...	754	5,127
Beer and Porter .....	<i>Value</i>	...	3,223	...	...	...	...	...	...	...	3,223
Betel-nuts .....	<i>Piculs</i>	10,127	50,635	...	...	...	...	...	...	10,127	50,635
Bicho de Mar, Black .....	"	13	585	...	...	...	...	...	...	13	585
" White .....	"	58	1,160	...	...	...	...	...	...	58	1,160
Cigars .....	<i>Value</i>	...	1,243	...	...	...	...	...	...	...	1,243
Coal .....	<i>Tms</i>	320	1,696	...	...	...	...	...	...	320	1,696
Compo .....	<i>Piculs</i>	30	1,385	...	...	...	...	...	...	30	1,385
Cotton, Raw .....	"	464	7,563	...	...	...	...	...	...	464	7,563
Cuttle-fish .....	"	2,512	37,680	...	...	...	...	...	...	2,512	37,680
Dates, Black .....	"	532	3,187	...	...	...	...	...	...	532	3,187
" Red .....	"	975	4,839	...	...	...	...	...	...	975	4,839
Dyes and Colours:—											
Aniline .....	<i>Value</i>	...	70	...	...	...	...	...	...	...	70
Ultramarine .....	<i>Piculs</i>	80	880	...	...	...	...	...	...	80	880
Yam-root (Dye-stuff) .....	"	1,650	4,950	...	...	...	...	...	...	1,650	4,950
Feathers, Peacock .....	<i>Piculs</i>	5,067	507	...	...	...	...	...	...	5,067	507
Fish, Dried .....	<i>Piculs</i>	957	8,852	...	...	...	...	...	...	957	8,852
" Salt .....	"	9,149	41,628	...	...	...	...	...	...	9,149	41,628
Fishery Products, Unclassed .....	"	3	404	...	...	...	...	...	...	3	404
Flour .....	"	18,587	69,701	...	...	...	...	...	...	18,587	69,701
Fungus .....	"	400	14,000	...	...	...	...	...	...	400	14,000
Ground-nut Pulp .....	"	391	2,343	...	...	...	...	...	...	391	2,343
Ground-nuts .....	"	1,289	3,867	...	...	...	...	...	...	1,289	3,867
Gypsum .....	"	5,725	6,870	...	...	...	...	...	...	5,725	6,870
Hartall .....	"	146	1,752	...	...	...	...	...	...	146	1,752
India-rubber Shoes and Boots .....	<i>Pairs</i>	9,182	6,427	...	...	...	...	...	...	9,182	6,427
Indigo, Liquid, Natural .....	<i>Piculs</i>	16,526	99,156	...	...	...	...	...	...	16,526	99,156
Lead, Yellow .....	"	143	1,287	...	...	...	...	...	...	143	1,287
Lily Flowers, Dried .....	"	975	9,750	...	...	...	...	...	...	975	9,750
Mangrove Bark .....	"	214	321	...	...	...	...	...	...	214	321
Matches, Wood, Japan .....	<i>Gross</i>	199,407	50,250	...	...	...	...	...	...	199,407	50,250
Medicines .....	<i>Value</i>	...	29,611	...	...	...	...	...	...	...	29,611
Mushrooms .....	<i>Piculs</i>	286	14,300	...	...	...	...	...	...	286	14,300
Mussels, Dried .....	"	1,094	16,410	...	...	...	...	...	...	1,094	16,410
Oil, Ground-nut .....	"	320	3,200	...	...	...	...	...	...	320	3,200
" Kerosene, American .....	<i>Galls.</i>	1,990	393	...	...	...	...	...	...	1,990	393
" " Russian .....	"	1,000	169	...	...	...	...	...	...	1,000	169
" " Sumatra .....	"	4,000	671	...	...	...	...	...	...	4,000	671
Oysters, Dried .....	<i>Piculs</i>	46	1,365	...	...	...	...	...	...	46	1,365
Paints, Assorted .....	"	164	3,040	...	...	...	...	...	...	164	3,040
Paper, 1st Quality .....	"	48	1,378	...	...	...	...	...	...	48	1,378
" 2nd .....	"	257	2,596	...	...	...	...	...	...	257	2,596
Pepper, Black .....	"	50	1,000	...	...	...	...	...	...	50	1,000
" White .....	"	32	1,120	...	...	...	...	...	...	32	1,120
Persimmons, Dried .....	"	3,081	15,405	...	...	...	...	...	...	3,081	15,405
Prawns and Shrimps, Dried .....	"	562	11,240	...	...	...	...	...	...	562	11,240
Raisins and Currants .....	"	125	1,500	...	...	...	...	...	...	125	1,500
Rattans, Split .....	"	71	568	...	...	...	...	...	...	71	568
" Whole .....	"	3,089	18,534	...	...	...	...	...	...	3,089	18,534
Rice .....	"	269	1,278	...	...	...	...	...	...	269	1,278
Sandalwood .....	"	202	1,636	...	...	...	...	...	...	202	1,636
Seaweed, Long .....	"	1,030	3,090	...	...	...	...	...	...	1,030	3,090

TABLE No. III.—TRADE IN FOREIGN GOODS.—Imports and Re-exports—Continued.

DESCRIPTION OF GOODS.	Classifier of Quantity.	IMPORTS FROM FOREIGN COUNTRIES AND HONGKONG.		IMPORTS FROM CHINESE PORTS.		RE-EXPORTS TO FOREIGN COUNTRIES AND HONGKONG.		RE-EXPORTS TO CHINESE PORTS.		NET TOTAL IMPORTS.	
		Quantity.	Value.	Quantity.	Value.	Quantity.	Value.	Quantity.	Value.	Quantity.	Value.
Seed, Apricot.....	<i>Piculs</i>	186	<i>Hk. \$s</i> 4,241	...	...	...	...	...	...	186	4,241
" Lily.....	"	26	390	...	...	...	...	...	...	26	390
" Melon.....	"	173	995	...	...	...	...	...	...	173	995
" Sesamum.....	"	71	355	...	...	...	...	...	...	71	355
Stock-fish.....	"	1,559	12,472	...	...	...	...	...	...	1,559	12,472
Stores, Household.....	<i>Value</i>	...	2,784	...	...	...	...	...	...	...	2,784
Sugar, Brown.....	<i>Piculs</i>	94	376	...	...	...	...	...	...	94	376
" Candy.....	"	904	6,464	...	...	...	...	...	...	904	6,464
" Refined.....	"	8,485	45,395	...	...	...	...	...	...	8,485	45,395
" White.....	"	17,524	85,868	...	...	...	...	...	...	17,524	85,868
Tea, Black.....	"	175	1,820	...	...	...	...	...	...	175	1,820
" Green.....	"	4	155	...	...	...	...	...	...	4	155
Tobacco, Leaf.....	"	100	2,870	...	...	...	...	...	...	100	2,870
" Prepared.....	<i>Piculs</i>	66	2,488	...	...	...	...	...	...	66	2,488
Vermicelli and Macaroni.....	"	3,120	24,024	...	...	...	...	...	...	3,120	24,024
Wines.....	<i>Value</i>	...	1,540	...	...	...	...	...	...	...	1,540
Sundries, Unenumerated.....	"	...	46,505	...	...	...	...	...	...	...	46,505
TOTAL.....	<i>Hk. \$s</i>	...	1,654,840	...	...	...	...	...	...	...	1,654,840

## SUMMARY.

IMPORTS from Hongkong.....	<i>Hk. \$s</i>	1,648,258
" " Macao.....	"	6,582
Total from Foreign Countries.....	<i>Hk. \$s</i>	1,654,840
TOTAL FOREIGN IMPORTS.....	<i>Hk. \$s</i>	1,654,840



TABLE No. IV.—TRADE IN NATIVE PRODUCE.—Imports and Re-exports.

DESCRIPTION OF GOODS.	Classifier of Quantity.	IMPORTS FROM CHINESE PORTS.		RE-EXPORTS TO CHINESE PORTS.		RE-EXPORTS TO FOREIGN COUNTRIES AND HONGKONG.		NET TOTAL IMPORTS.	
		Quantity.	Value.	Quantity.	Value.	Quantity.	Value.	Quantity.	Value.
			<i>Hk. Ts</i>		<i>Hk. Ts</i>		<i>Hk. Ts</i>		<i>Hk. Ts</i>
Bamboo Shoots.....	<i>Piculs</i>	425	2,087	...	...	...	...	425	2,087
Barley, Pearl.....	"	300	1,379	...	...	...	...	300	1,379
Fungus.....	"	42	949	...	...	...	...	42	949
Glue, Cow.....	"	65	1,082	...	...	...	...	65	1,082
Hides, Cow and Buffalo.....	"	123	2,768	...	...	...	...	123	2,768
Indigo, Liquid.....	"	17,983	102,143	...	...	...	...	17,983	102,143
Leather.....	"	1,114	24,975	...	...	...	...	1,114	24,975
" Prepared.....	"	52	1,194	...	...	...	...	52	1,194
Mats, Straw.....	<i>Pieces</i>	21,955	4,874	...	...	...	...	21,955	4,874
Medicines.....	<i>Value</i>	...	1,713	...	...	...	...	...	1,713
Paper, 2nd Quality.....	<i>Piculs</i>	173	1,401	...	...	...	...	173	1,401
Poultry.....	<i>No.</i>	43,850	11,123	...	...	...	...	43,850	11,123
Silk Cocoons.....	<i>Piculs</i>	153	13,923	...	...	...	...	153	13,923
Tobacco, Leaf.....	"	196	1,539	...	...	...	...	196	1,539
Sundries, Unenumerated.....	<i>Value</i>	...	2,945	...	...	...	...	...	2,945
<b>TOTAL.....</b>	<i>Hk. Ts</i>		174,095		...		...		174,095

## SUMMARY.

IMPORTS from Wuchow.....	<i>Hk. Ts</i>	164,488
"    " Takhing.....	"	7,914
"    " Shinhing.....	"	1,693
Total from Chinese Ports.....	<i>Hk. Ts</i>	174,095
<b>TOTAL NATIVE IMPORTS.....</b>	<i>Hk. Ts</i>	<b>174,095</b>

TABLE No. V.—TRADE IN NATIVE PRODUCE.—Exports and Re-exports.

DESCRIPTION OF GOODS.	Classifier of Quantity.	EXPORTS TO FOREIGN COUNTRIES.		EXPORTS TO HONGKONG.		EXPORTS TO CHINESE PORTS.		TOTAL RE-EXPORTS TO FOREIGN COUNTRIES, HONGKONG, AND CHINESE PORTS.		TOTAL EXPORTS (including Re-exports.)	
		Quantity.	Value.	Quantity.	Value.	Quantity.	Value.	Quantity.	Value.	Quantity.	Value.
Bags, Straw	Pieces	35,800	Hk. \$s 1,155	1,866,090	Hk. \$s 56,900	738	Hk. \$s 26	...	Hk. \$s ...	1,902,628	Hk. \$s 58,081
Bamboo Shoots	Piculs	3	35	112	1,172	...	...	...	...	115	1,207
" Split	"	88	299	192	606	...	...	...	...	280	905
" Sticks	"	6	15	1,330	2,266	...	...	...	...	1,336	2,281
Betel-nuts	"	...	...	412	2,287	1,069	5,933	...	...	1,481	8,220
Bicho de Mar, Black	"	...	...	32	1,776	229	12,710	...	...	261	14,486
Brassware	"	...	...	13	575	16	707	...	...	29	1,282
Buttons, Brass	"	...	...	36	2,441	1	68	...	...	37	2,509
Cassia Lignea	"	...	...	246	2,804	...	...	...	...	246	2,804
Cattle	Head	1,428	27,870	...	...	...	...	...	...	1,428	27,870
Charcoal	Piculs	539	1,466	42	47	...	...	...	...	581	1,513
China-ware, Coarse	"	...	...	187	2,104	...	...	...	...	187	2,104
" Fine	"	...	...	14	315	...	...	...	...	14	315
Cloth, Native (Nankeens)	"	2	89	3,463	154,796	4,590	205,173	...	...	8,055	360,058
Clothing, Cotton	"	...	...	23	1,277	59	3,275	...	...	82	4,552
Cotton Cord and Thread	"	...	...	946	31,379	33	1,123	...	...	979	32,502
Cuttle-fish	"	...	...	13	255	67	1,315	...	...	80	1,570
Dye-stuff	"	...	...	124	1,090	46	467	...	...	170	1,557
Fans, Palm-leaf, Trimmed	Pieces	...	...	1,690	55	...	...	...	...	1,690	55
" Untrimmed	"	...	...	10,000	110	...	...	...	...	10,000	110
" Paper	"	...	...	75,040	1,655	5,100	112	...	...	80,140	1,767
Fire-crackers and Fireworks	Piculs	4	45	15,872	179,354	1	11	...	...	15,877	179,410
Fishery Products, Unclassed	"	...	...	20	438	92	1,894	...	...	112	2,332
Fruits, Fresh, Unclassed	"	...	...	224	1,012	4	23	...	...	228	1,035
Glass or Vitrified Ware	"	...	...	306	4,119	12	162	...	...	318	4,281
Grasscloth, Coarse	"	...	...	13	712	10	548	...	...	23	1,260
" Fine	"	...	...	3	234	17	1,328	...	...	20	1,562
Hams	"	...	...	42	1,157	27	744	...	...	69	1,901
Joss Sticks	"	1	6	1,117	6,255	...	...	...	...	1,118	6,261
Joss-stick Powder	"	4,982	5,633	1,229	1,387	...	...	...	...	6,211	7,020
Lead, Red	"	...	...	21	211	1	10	...	...	22	221
" White	"	...	...	130	1,169	80	719	...	...	210	1,888
" Yellow	"	...	...	174	1,752	60	604	...	...	234	2,356
Lichees, Dried	"	...	...	14	230	59	968	...	...	73	1,198
Mats	Pieces	160	35	48,855	10,650	8,800	1,918	...	...	57,815	12,603
Medicines	Value	...	137	...	1,752	...	788	...	...	...	2,677
Oysters, Dried	Piculs	...	...	...	...	43	1,693	...	...	43	1,693
Paints, Assorted	"	...	...	234	1,987	164	1,326	...	...	398	3,313
Paper, 1st Quality	"	51	862	7,812	132,023	2,906	49,111	...	...	10,769	181,996
" 2nd	"	41	326	5,117	40,731	1,018	8,103	...	...	6,176	49,160
" Oiled	"	...	...	29	326	...	...	...	...	29	326
Peel, Orange	"	...	...	67	1,106	6	99	...	...	73	1,205
Pepper, Black	"	...	...	42	922	77	1,691	...	...	119	2,613
" White	"	...	...	6	197	10	329	...	...	16	526
Persimmons, Dried	"	...	...	217	1,229	116	655	...	...	333	1,884
Prawns and Shrimps, Dried	"	...	...	8	176	51	1,120	...	...	59	1,296
Rattan Skin	"	...	...	5	84	136	2,307	...	...	141	2,391
Rice-birds	Dozens	12,432	2,809	9,235	1,767	...	...	...	...	21,667	4,576
Samshu	Piculs	228	1,512	472	3,129	2,058	13,645	...	...	2,758	18,286
Seed, Olive	"	...	...	55	908	44	726	...	...	99	1,634
Silk, Raw, White	"	...	...	19	8,398	...	...	...	...	19	8,398
" Cocoons	"	270	18,306	...	...	2	136	...	...	272	18,442
" Piece Goods	"	...	...	4	2,640	15	9,900	...	...	19	12,540
" and Cotton Mixtures	"	...	...	8	1,340	1	168	...	...	9	1,508
" Floss, Canton	"	...	...	11	4,799	...	...	...	...	11	4,799
" Fishing-lines	"	...	...	8	2,726	...	...	...	...	8	2,726
" Thread	"	...	...	10	4,420	2	884	...	...	12	5,304
" Products, Unclassed	"	...	...	1	501	...	64	...	...	1	565
Stockings, Cotton	"	...	...	66	2,237	15	509	...	...	81	2,746
Sugar, Brown	"	103	457	14	62	...	...	...	...	117	519

TABLE No. V.—TRADE IN NATIVE PRODUCE.—Exports and Re-exports—Continued.

DESCRIPTION OF GOODS.	Classifier of Quantity.	EXPORTS TO FOREIGN COUNTRIES.		EXPORTS TO HONGKONG.		EXPORTS TO CHINESE PORTS.		TOTAL RE-EXPORTS TO FOREIGN COUNTRIES, HONGKONG, AND CHINESE PORTS.		TOTAL EXPORTS (including Re-exports).	
		Quantity.	Value.	Quantity.	Value.	Quantity.	Value.	Quantity.	Value.	Quantity.	Value.
Tea, Black.....	<i>Piculs</i>	245	<i>Hk. Ts</i> 2,952	1,706	<i>Hk. Ts</i> 20,557	...	...	...	...	1,951	<i>Hk. Ts</i> 23,52
Timber, Planks, Soft-wood.....	<i>Sq. feet</i>	84,687	4,662	...	...	...	...	...	...	84,687	4,662
Tobacco, Leaf.....	<i>Piculs</i>	1,028	7,926	3,255	25,096	1,529	11,789	...	...	5,812	44,85
"    Prepared.....	"	...	...	1,017	16,933	501	8,342	...	...	1,518	25,28
Vermilion.....	"	...	...	36	3,589	3	299	...	...	39	3,88
Yam-root (Dye-stuff).....	"	...	...	318	1,078	...	...	...	...	318	1,07
Sundries, Unenumerated.....	<i>Value</i>	...	1,012	...	22,736	...	10,703	...	...	...	34,45
<b>TOTAL.....</b>	<i>Hk. Ts</i>	...	77,609	...	776,039	...	364,225	...	...	...	1,217,87

## SUMMARY.

To—	EXPORTS.		RE-EXPORTS.		TOTAL EXPORTS AND RE-EXPORTS.	
	<i>Hk. Ts</i>	<i>Hk. Ts</i>	<i>Hk. Ts</i>	<i>Hk. Ts</i>	<i>Hk. Ts</i>	<i>Hk. Ts</i>
Macao.....	77,609	...	...	...	77,609	...
Hongkong.....	776,039	...	...	...	776,039	...
Total to Foreign Countries.....	853,648	...	...	...	853,648	...
Canton.....	37	...	...	...	37	...
Kongmoon.....	244	...	...	...	244	...
Wuchow.....	348,869	...	...	...	348,869	...
Knmchuk.....	141	...	...	...	141	...
Shiuhing.....	9,805	...	...	...	9,805	...
Takking.....	5,129	...	...	...	5,129	...
Total to Chinese Ports.....	364,225	...	...	...	364,225	...
<b>GRAND TOTAL.....</b>	<b>1,217,873</b>	...	...	...	<b>1,217,873</b>	...

TABLE No. VI.—TRANSIT TRADE.

a.—Table showing the Destinations of the various Goods forwarded under Transit Passes to the Interior during the Year 1904.

DESCRIPTION OF GOODS.	Classifier of Quantity.	KWANGTUNG.		KWANGSI.		YUNNAN.		KWEICHOW.		TOTAL.	
		Quantity.	Value.	Quantity.	Value.	Quantity.	Value.	Quantity.	Value.	Quantity.	Value.
<b>COTTON GOODS.</b>											
			<i>Hk. Ts</i>		<i>Hk. Ts</i>		<i>Hk. Ts</i>		<i>Hk. Ts</i>		<i>Hk. Ts</i>
Shirtings, Grey, Plain :—											
Over 7 lb. and not over 9 lb., English..	<i>Pieces</i>	5	12	...	...	...	...	...	...	5	12
Shirtings, White, Plain, English.....	"	18	70	34	133	...	...	...	...	52	203
Drills, over 12½ lb., American .....	"	2	8	...	...	...	...	...	...	2	8
T-Cloths, 32 inches by 24 yards, English..	"	50	95	29	55	...	...	...	...	79	150
" " " " Japanese .....	"	20	29	...	...	...	...	...	...	20	29
" " 36 inches by 24 yards, English..	"	...	...	5	12	...	...	...	...	5	12
Cambrics, White, 12 yards .....	"	40	24	...	...	...	...	...	...	40	24
Lawns, " " .....	"	20	19	...	...	...	...	...	...	20	19
Printed Cottons :—											
Printed Chintzes, Plain Cotton Prints, and Printed Shirtings, not exceeding 30 yards .....	<i>Pieces</i>	22	49	6	13	...	...	...	...	28	62
Dyed Cottons :—											
Cotton Italians, Plain, Coloured .....	<i>Pieces</i>	2	10	...	...	...	...	...	...	2	10
" " Figured .....	"	30	167	...	...	...	...	...	...	30	167
" " Damasks .....	"	1	12	...	...	...	...	...	...	1	12
Dyed Turkey Red Shirtings, 25 yards ..	"	...	...	120	294	...	...	...	...	120	294
Cotton Spanish Stripes, 6½ inches .....	"	3	13	...	...	...	...	...	...	3	13
" Flannel, Plain, Dyed, and Printed, English, 30 yards .....	"	10	39	...	...	...	...	...	...	10	39
" " Plain, Dyed, and Printed, Japanese, 30 yards.....	"	98	309	2	6	...	...	...	...	100	315
Harvard, Oxford, and Rep Shirtings.....	<i>Yards</i>	417	42	...	...	...	...	...	...	417	42
Japanese Cotton Crape .....	"	320	22	...	...	...	...	...	...	320	22
Velvets and Velveteens, Plain, 22 inches	"	238	48	70	14	...	...	...	...	308	62
<b>WOOLLEN GOODS.</b>											
Camlets, English .....	<i>Pieces</i>	1	11	...	...	...	...	...	...	1	11
Lastings, Plain, Figured, and Créped.....	"	2	19	...	...	...	...	...	...	2	19
Long Ells .....	"	...	...	2	11	...	...	...	...	2	11
Spanish Stripes .....	<i>Yards</i>	30	18	...	...	...	...	...	...	30	18
<b>MISCELLANEOUS PIECE GOODS.</b>											
Towelling .....	<i>Yards</i>	266	13	...	...	...	...	...	...	266	13
<b>METALS.</b>											
Iron and Mild Steel, New :—											
Bars .....	<i>Piculs</i>	416	1,165	15	42	...	...	...	...	431	1,207
Hoops .....	"	25	100	...	...	...	...	...	...	25	100
Nail-rod .....	"	654	1,962	79	237	...	...	...	...	733	2,199
Nails, Wire .....	"	843	3,372	67	268	...	...	...	...	910	3,640

## a.—Destinations of the various Goods forwarded under Transit Passes to the Interior—Continued.

DESCRIPTION OF GOODS.	Classifier of Quantity.	KWANGTUNG.		KWANGSI.		YUNNAN.		KWEICHOW.		TOTAL.	
		Quantity.	Value.	Quantity.	Value.	Quantity.	Value.	Quantity.	Value.	Quantity.	Value.
			<i>Hk. Ts</i>		<i>Hk. Ts</i>		<i>Hk. Ts</i>		<i>Hk. Ts</i>		<i>Hk. Ts</i>
Iron and Mild Steel, New—continued:—											
Plate Cuttings.....	<i>Piculs</i>	6,560	14,432	1,170	2,574	...	...	...	...	7,730	17,006
Sheets and Plates.....	"	144	425	...	...	...	...	...	...	144	425
Wire.....	"	147	735	16	80	...	...	...	...	163	815
Iron and Mild Steel, Old:—											
Horseshoes.....	<i>Piculs</i>	715	1,323	...	...	...	...	...	...	715	1,323
Scrap.....	"	150	285	195	371	...	...	...	...	345	656
Lead, in Pigs and Bars.....	"	42	239	...	...	...	...	...	...	42	239
Steel, Bars.....	"	484	4,332	26	233	...	...	...	...	510	4,565
SUNDRIES.											
Betel-nuts.....	<i>Piculs</i>	1,861	9,305	150	750	...	...	905	4,525	2,916	14,580
Dyes and Colours:—											
Ultramarine.....	<i>Piculs</i>	80	880	...	...	...	...	...	...	80	880
Yam-root (Dye-stuff).....	"	254	762	...	...	...	...	...	...	254	762
Fish, Salt.....	"	92	418	227	1,033	...	...	...	...	319	1,451
Fishery Products, Unclassed.....	"	60	807	23	205	...	...	...	...	83	1,012
Flour.....	"	1,380	5,175	750	2,813	...	...	...	...	2,130	7,988
Gypsum.....	"	3,546	4,256	395	474	...	...	...	...	3,941	4,730
Hartall.....	"	133	1,596	...	...	...	...	...	...	133	1,596
Matches, Wood, Japan.....	<i>Gross</i>	100,425	25,307	25,300	6,376	...	...	...	...	125,725	31,683
Medicines.....	<i>Value</i>	...	2,059	...	1,005	...	...	...	...	...	3,064
Oil, Kerosene, American.....	<i>Gallons</i>	1,990	393	...	...	...	...	...	...	1,990	393
"    "    Russian.....	"	1,000	169	...	...	...	...	...	...	1,000	169
"    "    Sumatra.....	"	4,000	671	...	...	...	...	...	...	4,000	671
Paper, 1st Quality.....	<i>Piculs</i>	...	...	...	...	...	...	18	517	18	517
"    2nd    ".....	"	...	...	...	...	...	...	43	434	43	434
Seaweed, Long.....	"	816	2,448	12	36	...	...	...	...	828	2,484
Sugar Candy.....	"	442	3,160	13	93	...	...	...	...	455	3,253
"    Refined.....	"	6,808	36,423	570	3,049	...	...	...	...	7,378	39,472
"    White.....	"	1,363	6,679	1,336	6,546	...	...	...	...	2,699	13,225
Tobacco, Prepared.....	"	27	1,018	...	...	...	...	...	...	27	1,018
Vermicelli and Macaroni.....	"	60	462	61	470	...	...	...	...	121	932
Sundries, Unenumerated.....	<i>Value</i>	...	2,842	...	1,383	...	...	...	...	...	4,225
TOTAL.....	<i>Hk. Ts</i>		134,229		28,576				5,476		168,281

## b.—Table showing the Provinces from which Native Goods were brought under Transit Passes during the Year 1904.

DESCRIPTION OF GOODS.	Classifier of Quantity.	KWANGTUNG.	
		Quantity.	Value.
Bags, Straw.....	<i>Pieces</i>	1,169,278	<i>Hk. Ts</i> 33,558
Mats, ".....	"	47,675	9,535
TOTAL.....	<i>Hk. Ts</i>		43,093

c.—Table showing the Number of Passes issued for, and the Amount of Duties collected on, Foreign Goods forwarded to the Interior under Transit Passes, as divided between the various Nationalities, during the Year 1904.

QUARTER.	CHINESE.	
	No. of Passes.	Transit Dues.
		<i>Hk. Ts. m. c. c.</i>
1st quarter.....	1,074	847.6.3.4
2nd „ .....	1,233	1,001.2.1.3
3rd „ .....	1,630	1,314.8.2.8
4th „ .....	385	735.4.7.5
TOTAL.....	4,322	3,899.1.5.0

d.—Table showing the Number of Passes surrendered for, and the Amount of Duties collected on, Native Goods brought from the Interior under Transit Passes, as divided between the various Nationalities, during the Year 1904.

QUARTER.	BRITISH.		AMERICAN.		TOTAL.	
	No. of Passes.	Transit Dues.	No. of Passes.	Transit Dues.	No. of Passes.	Transit Dues.
		<i>Hk. Ts. m. c. c.</i>		<i>Hk. Ts. m. c. c.</i>		<i>Hk. Ts. m. c. c.</i>
1st quarter.....	3	400.2.3.7	8	219.4.1.2	11	619.6.4.9
2nd „ .....	...	112.6.2.5	7	154.4.0.7	7	267.0.3.2
3rd „ .....	...	...	...	...	...	...
4th „ .....	...	...	...	...	...	...
TOTAL.....	3	512.8.6.2	15	373.8.1.9	18	886.6.8.1

TABLE No. VII.—DUTIES.

a.—Duties paid under each Flag, for the Year ended 31st December 1904.

FLAG.	IMPORT.	EXPORT.	COAST TRADE.	TONNAGE.	TRANSIT.	OPIUM LIKIN.	TOTAL.
	<i>Hk. Psm.c.c.</i>	<i>Hk. Psm.c.c.</i>	<i>Hk. Psm.c.c.</i>	<i>Hk. Psm.c.c.</i>	<i>Hk. Psm.c.c.</i>	<i>Hk. Psm.c.c.</i>	<i>Hk. Psm.c.c.</i>
British.....	60,158.7.4.2	43,724.4.2.8	1,824.1.2.6	607.2.4.0	512.8.6.2	16,951.4.0.0	123,778.7.9.8
American.....	51.0.8.1	3.2.0.0	17.9.5.2	17.0.0	373.8.1.9	...	447.7.5.2
French.....	199.6.1.5	863.8.8.3	229.2.8.3	1.0.0.0	...	101.2.0.0	1,394.9.8.1
Portuguese.....	354.8.0.5	4,097.7.2.6	...	127.0.0	...	...	4,465.2.3.1
Chinese.....	18,636.5.5.6	9,404.1.9.2	254.1.5.9	204.1.0.0	3,899.1.5.0	2,544.8.0.0	34,942.9.5.7
On Opium.....	7,349.0.2.5	...	...	...	...	...	7,349.0.2.5
TOTAL.....	86,749.8.2.4	58,093.4.2.9	2,325.5.2.0	826.7.4.0	4,785.8.3.1	19,597.4.0.0	172,378.7.4.4*†

\* No Drawbacks marked for cash payment during the year, to be deducted from this total ..... *Hk. Pm Nil.*

† Including Duties collected at Kongmoon and Kumchuk from 1st January to 6th March.

b.—Comparative Table of Duties collected, for the Years 1897‡ to 1904.

YEARS.	IMPORT (exclusive of Opium).	EXPORT (exclusive of Opium).	COAST TRADE (exclusive of Opium).	OPIUM (Import, Export, and Coast Trade).	TONNAGE.	TRANSIT.	OPIUM LIKIN.	TOTAL.
	<i>Hk. Psm.c.c.</i>	<i>Hk. Psm.c.c.</i>	<i>Hk. Psm.c.c.</i>	<i>Hk. Psm.c.c.</i>	<i>Hk. Psm.c.c.</i>	<i>Hk. Psm.c.c.</i>	<i>Hk. Psm.c.c.</i>	<i>Hk. Psm.c.c.</i>
1897‡.....	1,304.3.6.9	1,913.8.7.0	547.6.5.0	...	26.9.0.0	22.3.6.3	...	3,815.1.5.2
1898.....	42,896.0.5.8	10,191.1.9.9	1,406.6.6.9	...	445.0.0.0	657.6.6.1	...	55,596.5.8.7
1899.....	86,612.8.3.2	22,941.1.3.2	1,029.1.3.8	35.7.0.0	686.2.0.0	2,216.8.6.2	95.2.0.0	113,617.0.6.4
1900.....	50,179.4.5.5	33,354.1.4.5	575.3.5.4	0.3.0.0	539.9.0.0	5,359.9.9.3	0.8.0.0	90,009.9.4.7
1901.....	60,653.9.5.1	42,607.9.1.3	807.4.3.7	72.0.0.0	967.0.0.0	8,363.8.9.2	192.0.0.0	113,664.1.9.3
1902.....	63,633.1.7.9	38,163.1.9.7	1,252.5.1.6	1,582.7.3.7	969.2.0.0	8,623.6.3.9	4,220.6.3.0	118,445.0.9.8
1903.....	63,141.7.2.8	42,283.3.7.2	3,083.9.7.7	5,799.5.4.5	647.9.4.1	8,211.8.1.8	15,465.4.5.0	138,633.8.3.1
1904.....	79,400.7.9.9	58,093.4.2.9	2,325.5.2.0	7,349.0.2.5	826.7.4.0	4,785.8.3.1	19,597.4.0.0	172,378.7.4.4§

‡ Seven months ended 31st December.

§ Including Duties collected at Kongmoon and Kumchuk from 1st January to 6th March.

## B.—SPECIAL TABLES.

TABLE No. 1.—IMPORT TRADE.

Comparative Table of the principal Articles of Import, for the Years 1897\* to 1904.

DESCRIPTION OF GOODS.	Classifier of Quantity.	1897.*	1898.	1899.	1900.	1901.	1902.	1903.	1904.
<b>OPICUM.</b>									
Benares.....	<i>Piculs</i>	...	...	...	...	...	8	2	...
Malwa.....	"	...	...	...	...	...	...	1	...
Patna.....	"	...	...	1	...	2	44	189	245
Persian.....	"	...	...	...	...	...	...	1	...
Boiled.....	"	...	...	...	...	...	...	0.05	...
<b>COTTON GOODS.</b>									
Shirtings, Grey.....	<i>Pieces</i>	...	43,096	87,799	43,429	8,193	882	1,352	478
"    White.....	"	50	36,536	73,480	45,610	11,663	3,784	4,554	3,832
Drills, English.....	"	...	2,182	2,742	1,513	357	159	181	168
T-Cloths.....	"	...	28,410	28,853	14,809	5,291	2,922	3,748	3,283
Chintzes and Furnitures.....	"	...	1,716	3,498	1,349	500	690	908	908
Cotton Flannel, Japanese.....	"	...	2,296	10,955	9,598	5,995	3,251	2,587	2,881
Japanese Cotton Cloth.....	<i>Yards</i>	...	2,956	11,890	7,302	2,028	849	...	...
Handkerchiefs, Cotton and Cambrie.....	<i>Dozens</i>	250	2,264	3,724	737	484	378	311	173
Cotton Yarn, Indian.....	<i>Piculs</i>	90	27,371	46,950	10,982	31,523	23,294	24,451	23,395
<b>WOOLLEN GOODS.</b>									
Canlets, English.....	<i>Pieces</i>	...	2,869	4,206	1,798	527	243	340	260
Spanish Stripes.....	<i>Yards</i>	...	249	623	218	82	91	...	...
<b>MISCELLANEOUS PIECE GOODS.</b>									
Silk Piece Goods.....	<i>Piculs</i>	...	9	45	62	39	7	...	...
	<i>Catties</i>	...	...	...	...	...	...	401	275
<b>METALS.</b>									
Iron Horseshoes, Old.....	<i>Piculs</i>	...	...	565	195	606	622	946	903
"    Nail-rod and Bars.....	"	...	285	2,675	4,064	7,160	9,265	4,591	3,781
"    Nails.....	"	...	6	231	642	1,246	1,084	1,089	1,411
<b>SUNDRIES.</b>									
Betel-nuts.....	<i>Piculs</i>	...	3,545	4,821	7,176	11,448	14,154	11,420	10,127
Cotton, Raw, Indian and other Foreign.....	"	...	2,771	4,792	1,231	1,052	647	651	464
Cuttle-fish.....	"	3	1,092	2,326	2,617	1,872	1,500	1,827	2,512
Dyes, Aniline.....	<i>Val., Hk. Pcs.</i>	...	252	19,599	10,517	1,205	171	185	70
Feathers, Peacock.....	<i>Pieces</i>	...	...	16,155	23,516	40,039	3,914	...	5,067
Flour, Wheat.....	<i>Piculs</i>	1,455	7,135	9,571	10,162	17,121	18,203	15,488	18,587
Gypsum.....	"	...	1,150	2,271	5,432	4,353	6,156	4,397	5,725
Matches, Japan.....	<i>Gross</i>	...	14,3291	348,744	268,528	215,428	201,210	213,797	199,407
Oil, Kerosene.....	<i>Gallons</i>	86,280	225,740	498,980	480,200	33,700	...	...	6,990
Silk, Raw, White and Thrown.....	<i>Piculs</i>	...	...	18	...	...	...	...	...
Sugar, White.....	"	1,352	3,790	5,043	5,419	14,053	13,156	17,207	17,524
Yam-root (Dye-stuff).....	"	...	126	6,231	6,502	946	1,299	1,461	1,650

\* Seven months ended 31st December.

TABLE No. 2.—EXPORT TRADE.

Comparative Table of the principal Articles of Export, for the Years 1897† to 1904

DESCRIPTION OF GOODS.	Classifier of Quantity.	1897.†	1898.	1899.	1900.	1901.	1902.	1903.	1904.
Bags, Straw.....	<i>Pieces</i>	...	...	2,784,585	4,134,131	5,124,568	6,070,754	7,382,154	1,902,628
Fans, Palm-leaf.....	<i>Mille</i>	...	...	52	14	10	2	8	12

† Seven months ended 31st December.



Comparative Table of the principal Articles of Export—Continued.

DESCRIPTION OF GOODS.	Classifier of Quantity.	1897.*	1898.	1899.	1900.	1901.	1902.	1903.	1904.
Fire-crackers and Fireworks.....	<i>Piculs</i>	1	4,319	14,244	22,210	29,775	11,998	14,260	15,877
Mats.....	<i>Pieces</i>	...	...	24,046	13,082	33,911	25,799	19,319	57,815
Paper.....	<i>Piculs</i>	846	4,271	10,863	11,602	14,075	12,504	11,092	16,945
Rice-birds.....	<i>Dozens</i>	...	17,785	18,394	17,052	21,608	29,833	36,155	21,667
Sugar, Brown.....	<i>Piculs</i>	...	...	3,144	4,568	232	367	546	117
Tobacco, Prepared.....	"	330	2,262	5,508	4,957	4,928	2,586	3,044	1,518

\* Seven months ended 31st December.

TABLE No. 3.—VALUE OF TRADE.

Comparative Table of the Value of the Trade, for the Years 1897† to 1904.

YEARS.	IMPORTS FROM		EXPORTS TO		TOTAL IMPORTS AND EXPORTS.	RE-EXPORTS.	TREASURE.		TRANSIT TRADE.	
	Foreign Countries.	Native Ports.	Foreign Countries.	Native Ports.			Imported.	Exported.	Inwards.	Outwards.
	<i>Hk. Tk.</i>	<i>Hk. Tk.</i>	<i>Hk. Tk.</i>	<i>Hk. Tk.</i>	<i>Hk. Tk.</i>	<i>Hk. Tk.</i>	<i>Hk. Tk.</i>	<i>Hk. Tk.</i>	<i>Hk. Tk.</i>	<i>Hk. Tk.</i>
1897 †.....	37,647	23,421	660	41,836	103,564	...	2,199	...	1,186	...
1898.....	1,243,020	100,931	134,423	140,620	1,618,994	4,081	...	...	39,232	...
1899.....	2,339,796	73,492	473,583	98,125	2,984,996	17,718	...	...	113,167	...
1900.....	1,436,028	37,216	724,211	92,545	2,290,000	7,118	...	...	312,670	...
1901.....	1,552,476	42,740	920,362	92,399	2,607,877	411	...	...	386,434	54,779
1902.....	1,198,938	63,846	776,330	150,457	2,189,571	...	...	...	200,291	159,964
1903.....	1,516,997	197,431	895,248	261,910	2,871,586	...	...	...	184,442	184,741
1904.....	1,654,840	174,095	853,648	364,225	3,046,808	...	...	132,079	168,281	43,093

† Seven months ended 31st December.

TABLE No. 4.—SHIPPING.

Comparative Table of Shipping, for the Years 1897‡ to 1904.

a.—Under General Regulations.

YEARS.	ENTERED INWARDS.						CLEARED OUTWARDS.					
	STEAMERS.		SAILING VESSELS.		TOTAL.		STEAMERS.		SAILING VESSELS.		TOTAL.	
	No.	Tons.	No.	Tons.	No.	Tons.	No.	Tons.	No.	Tons.	No.	Tons.
1897 ‡.....	840	46,373	25	3,014	865	49,387	840	46,583	25	3,014	865	49,597
1898.....	1,757	130,982	78	10,919	1,835	141,901	1,757	130,982	78	10,919	1,835	141,901
1899.....	1,690	237,002	161	24,453	1,851	261,455	1,690	237,002	161	24,453	1,851	261,455
1900.....	2,289	217,383	169	27,043	2,458	244,426	2,289	217,383	169	27,043	2,458	244,426
1901.....	2,240	290,923	16	2,878	2,256	293,801	2,240	290,923	16	2,878	2,256	293,801
1902.....	2,444	360,444	...	...	2,444	360,444	2,444	360,444	...	...	2,444	360,444
1903.....	2,405	397,105	56	4,112	2,461	401,217	2,405	397,105	56	4,112	2,461	401,217
1904.....	1,891	372,236	7	593	1,898	372,829	1,891	372,236	7	593	1,898	372,829

‡ Seven months ended 31st December.

## b.—Under Inland Steam Navigation Rules.

YEARS.	ENTERED INWARDS.		CLEARED OUTWARDS.		TOTAL ENTERED AND CLEARED.	
	No.	Tons.	No.	Tons.	No.	Tons.
1897.....	...	...	...	...	...	...
1898.....	905	15,635	905	15,635	1,810	31,270
1899.....	2,265	34,387	2,265	34,387	4,530	68,774
1900.....	3,185	45,478	3,185	45,478	6,370	90,956
1901.....	4,392	50,681	4,392	50,681	8,784	101,362
1902.....	2,836	30,453	2,836	30,453	5,672	60,906
1903.....	4,226	54,656	4,226	54,656	8,452	109,312
1904.....	4,799	89,673	4,799	89,673	9,598	179,346

## TABLE No. 5.—TREASURE.

Treasure Imported and Exported during the Year 1904.

Silver, in Coin (exported to Hongkong and Macao).....Value, *Hk. Ts.* 132,079

## TABLE No. 6.—PASSENGER TRAFFIC.

Passenger Traffic during the Year 1904.

PASSENGERS TO					PASSENGERS FROM			
STEAMERS.		SAILING VESSELS.			STEAMERS.		SAILING VESSELS.	
Foreigners.	Natives.	Foreigners.	Natives.		Foreigners.	Natives.	Foreigners.	Natives.
35	1,264	...	...	Hongkong.....	59	2,050	...	...
5	327	...	...	Macao.....	8	738	...	...
4	33	...	...	Canton.....	9	70	...	...
23	2,369	...	...	Wuchow.....	20	3,030	...	...
1	290	...	...	Kongmoon.....	...	680	...	...
...	133	...	...	Kumchuk.....	4	568	...	...
...	2	...	...	Paktauhau.....	...	13	...	...
...	540	...	...	Shiuhing.....	...	167	...	...
...	766	...	...	Takbing.....	...	368	...	...
...	1	...	...	Lotinghau.....	...	16	...	...
...	85	...	...	Dosing.....	...	63	...	...
...	23	...	...	Yungki.....	...	8	...	...
...	8	...	...	Mahning.....	...	8	...	...
...	4	...	...	Kaukong.....	...	53	...	...
...	5	...	...	Kulow.....	...	1	...	...
...	2	...	...	Wingon.....	...	2	...	...
...	...	...	...	Howlik.....	4	1	...	...
...	114	...	...	Lukpu.....	...	90	...	...
...	99	...	...	Yuetsing.....	...	52	...	...
...	94	...	...	Lukto.....	...	46	...	...
...	2	...	...	Fungchuen.....	...	3	...	...
68	6,161	...	...	TOTAL.....	104	8,027	...	...

Note.—The figures in the above table do not include passengers carried by inland-waters steam-launches nor by Chinese junks towed by steam-launches.

## WEST RIVER STAGES.

TABLE No. I.—IMPORT TRADE.

Table showing the principal Articles of Import, for the Year 1904.

DESCRIPTION OF GOODS.	Classifier of Quantity.	KONG-MOON.*	KUMCHUK.	PAKTAU-HAU.	SHIHING.	LOTING-HAU.	TAKHING.	DOSING.	TOTAL IMPORTS.
COTTON GOODS.									
Shirtings, Grey, Plain, English.....	Pieces	70	17,043	...	56	...	...	...	17,169
White, " ".....	"	188	8,756	...	3,183	...	...	...	12,127
T-Cloths, 32 inches by 24 yards, English	"	855	5,410	...	989	...	...	...	7,254
36 inches " ".....	"	472	2,440	...	508	...	1	...	3,421
Dyed Cottons:—									
Cotton Italians, Plain, Coloured.....	Pieces	...	1,584	...	114	...	...	...	1,698
" Lastings, Plain.....	"	...	271	...	32	...	...	...	303
" Figured.....	"	49	2,039	...	23	...	...	...	2,111
Dyed Lenos and Balzarines, 30 yards.	"	...	1,247	...	...	...	...	...	1,247
Cotton Flannel, Plain, Dyed, and Printed,	"	...	...	...	...	...	...	...	...
Japanese, 30 yards.....	"	1,366	6,606	...	1,612	...	...	...	9,584
Striped, Japanese, 30 yards	"	...	1,458	...	...	...	...	...	1,458
Crimp Cloth.....	Yards	...	1,782	...	...	...	...	...	1,782
" Japanese.....	"	...	2,957	...	...	...	8	...	2,965
Harvard, Oxford, and Rep Shirtings.....	"	...	11,049	...	742	...	...	...	11,791
Japanese Cotton Crape.....	"	...	12,830	...	621	...	...	...	13,451
Velvets and Velveteens, Plain, 22 inches	"	558	11,529	...	2,301	...	...	...	14,388
Cotton Goods, Unclassed.....	Value, Hk. Pk.	2,372	27,851	...	5,937	...	44	...	35,324
" Yarn, Grey and Bleached, Indian	Piculs	...	288	...	330	...	1,974	...	2,592
WOOLLEN AND COTTON MIXTURES.									
Woollen and Cotton Mixtures, Unclassed	Value, Hk. Pk.	136	6,005	...	206	...	...	...	6,347
WOOLLEN GOODS.									
Camlets, English.....	Pieces	145	1,112	...	21	...	...	...	1,278
Cashmeres and Merinos.....	Yards	250	10,900	...	1,314	...	...	...	12,464
Cloth, Broad, Medium, and Habit.....	"	41	1,159	...	70	...	...	...	1,270
Spanish Stripes.....	"	61	2,156	...	130	...	...	...	2,347
Woollen Goods, Unclassed.....	Value, Hk. Pk.	16	1,296	...	763	...	2	...	2,077
MISCELLANEOUS PIECE GOODS.									
Miscellaneous Piece Goods, Unclassed....	Value, Hk. Pk.	135	1,374	...	860	...	...	...	2,369
METALS.									
Metals, Unclassed.....	Value, Hk. Pk.	2,047	1,506	...	1,500	...	615	...	5,668
FOREIGN SUNDRIES.									
Betel-nuts.....	Piculs	12	27	...	2,463	...	838	...	3,340
Cuttle-fish.....	"	1,101	1,276	...	883	...	531	33	3,814
Dates, Red.....	"	334	285	...	270	...	292	5	1,186
Dyes and Colours:—									
Aniline.....	Value, Hk. Pk.	...	481	...	71	...	685	...	1,237
Yam-root (Dye-stuff).....	Piculs	89	5,091	...	...	...	...	...	5,180
Fish, Salt.....	"	3,229	255	...	76	...	203	462	4,225
Fishery Products, Unclassed.....	"	1,546	690	...	198	...	546	26	3,006
Flour.....	"	11,642	11,915	...	3,835	...	697	854	28,943

\* From 1st January to 6th March.

Table showing the principal Articles of Import, for the Year 1904—Continued.

DESCRIPTION OF GOODS.	Classifier of Quantity.	KONG-MOON.*	KUMCHUK.	PAKTAU-HAU.	SHIHING.	LOTING-HAU.	TAKHING.	DOSING.	TOTAL IMPORTS.
Ground-nut Cake.....	<i>Piculs</i>	1,061	1,453	...	...	...	...	...	2,514
"    Pulp.....	"	1,096	835	...	169	...	...	...	2,100
Ground-nuts.....	"	151	3,283	...	71	...	...	...	3,505
India-rubber Shoes.....	<i>Pair</i>	1,100	7,250	...	1,600	...	40	...	9,990
Matches, Wood, Japan.....	<i>Gross</i>	13,117	67,618	...	63,828	...	5,633	8,450	158,646
Medicines.....	<i>Value, Hk. Ts.</i>	3,604	3,488	...	1,645	...	6,616	461	15,814
Oil, Bean.....	<i>Piculs</i>	9	163	...	33	...	42	...	247
"    Ground-nut.....	"	522	4,022	...	34	...	388	...	4,866
"    Kerosene, American.....	<i>Gallons</i>	20	...	...	11,530	...	6,000	...	17,550
"    "    Burma.....	"	...	...	...	1,000	...	...	2,500	3,500
"    "    Sumatra.....	"	...	...	...	30,040	...	21,000	22,000	73,040
"    Sesamum.....	<i>Piculs</i>	...	349	...	35	...	...	...	384
Rice.....	"	9,439	285	...	2	...	...	...	9,726
Sugar, White.....	"	4,509	1,556	...	1,715	...	1,662	...	9,442
Vermicelli and Macaroni.....	"	790	832	...	238	...	267	21	2,148
Sundries, Unenumerated.....	<i>Value, Hk. Ts.</i>	37,771	55,888	...	27,137	...	17,609	579	138,984
NATIVE SUNDRIES.									
Sundries, Unenumerated.....	<i>Value, Hk. Ts.</i>	11	12,283	...	11,354	...	77,597	...	101,245

\* From 1st January to 6th March.

## TABLE No. II.—EXPORT TRADE.

Table showing the principal Articles of Export, for the Year 1904.

DESCRIPTION OF GOODS.	Classifier of Quantity.	KONG-MOON.†	KUMCHUK.	PAKTAU-HAU.	SHIHING.	LOTING-HAU.	TAKHING.	DOSING.	TOTAL EXPORTS.
Bags, Straw.....	<i>Pieces</i>	700	73,855	...	3,912,739	...	...	...	3,987,294
Eggs, Fresh.....	"	478,500	...	...	...	...	...	...	478,500
Fruits, Fresh, Unclassed.....	<i>Piculs</i>	11,377	...	...	...	...	...	...	11,377
Hemp Twine, Canton.....	"	...	...	...	...	...	2,321	...	2,321
Mats, Straw.....	<i>Pieces</i>	...	...	...	67,904	...	129,890	...	197,794
Matting.....	<i>Rolls</i>	...	...	...	...	...	115,614	...	115,614
Potatoes.....	<i>Piculs</i>	2,229	...	...	...	...	...	...	2,229
Silk, Raw, White.....	"	...	21	...	...	...	56	...	77
"    "    Wild.....	"	...	765	...	...	...	9	...	774
"    Cocoons.....	"	...	...	...	1	...	37	...	38
"    Fishing-lines.....	"	...	...	...	...	...	35	2	37
"    Piece Goods.....	"	...	2	...	...	...	...	...	2
"    Yarn, Waste.....	"	...	49	...	...	...	...	...	49
Tea, Black.....	"	380	113	...	938	...	...	...	1,431
Tobacco, Leaf.....	"	8	852	...	...	...	692	...	1,552
"    Prepared.....	"	2,390	80	...	...	...	...	...	2,470
Sundries, Unenumerated.....	<i>Value, Hk. Ts.</i>	30,721	2,279	...	5,858	...	8,724	364	47,946

† From 1st January to 6th March.

TABLE No. III.—DUTIES.

Table showing the Duties collected\* on Goods to and from West River Ports of Call, for the Year ended 31st December 1904.

PORTS AT WHICH DUTY PAID.	ON GOODS IMPORTED AT OR EXPORTED FROM						TOTAL.
	Kumchuk.†	Paktauhan.†	Shihing.	Lotinghau.†	Takhing.	Dosing.†	
	<i>Hk. Tsam.c.c.</i>	<i>Hk. Tsam.c.c.</i>	<i>Hk. Tsam.c.c.</i>	<i>Hk. Tsam.c.c.</i>	<i>Hk. Tsam.c.c.</i>	<i>Hk. Tsam.c.c.</i>	<i>Hk. Tsam.c.c.</i>
Canton.....	Import Duty.....	...	92.8.3.8	...	26.5.5.0	...	119.3.8.8
	Export Duty.....	...	...	...	23,915.7.0.1	8.1.9.6	23,923.8.9.7
	Coast Trade Duty...	...	0.4.2.0	...	33.5.9.7	...	34.0.1.7
Kongmoon†..	Import Duty.....	13,209.3.0.4	...	390.7.2.8	...	333.7.6.5	13,933.7.9.7
	Export Duty.....	2,204.5.5.0	...	234.9.7.9	...	...	2,439.5.2.9
	Coast Trade Duty...	...	...	...	...	...	...
Samsui.....	Import Duty.....	4,381.9.6.1‡	...	5,280.8.4.9	...	4,464.2.1.4	14,550.5.3.7
	Export Duty.....	394.3.3.1‡	...	6,811.8.9.6	...	1,644.5.7.1	8,935.5.0.3
	Coast Trade Duty...	3.5.1.0‡	...	...	...	...	3.5.1.0
Wuchow.....	Import Duty.....	...	...	...	...	1.7.4.9	1.7.4.9
	Export Duty.....	310.6.1.7	...	57.7.0.8	...	107.1.6.0	475.4.8.5
	Coast Trade Duty...	155.8.1.2	...	...	...	...	155.8.1.2
TOTAL.....	Import Duty.....	17,591.2.6.5	...	5,764.4.1.5	...	4,826.2.7.8	28,605.4.7.1
	Export Duty.....	2,909.4.9.8	...	7,104.5.8.3	...	25,667.4.3.2	35,774.4.1.4
	Coast Trade Duty...	159.3.2.2	...	0.4.2.0	...	33.5.9.7	193.3.3.9
GRAND TOTAL.....	20,660.0.8.5	...	12,869.4.1.8	...	30,527.3.0.7	516.4.1.4	64,573.2.2.4

\* Such form part of the total collection at Canton, Kongmoon, Samsui, and Wuchow.

† From 7th March to 31st December.

‡ Kumchuk collection, 1st January to 6th March, before the opening of Kongmoon as a Treaty port. Besides this, from 1st January to 6th March, *Hk. Ts* 10,530.9.1.4 were collected at Kongmoon while still a port of call, and were included in the Samsui collection.

## WUCHOW TRADE REPORT,

### FOR THE YEAR 1904.

---

1°. LOCAL.—During the year under review the lawlessness (this seems to be a more appropriate term than rebellion, as the unrest is caused by robbers and is not accentuated by any political ambitions) in Kwangsi has been confined to the districts of Ssü-ên (思恩), Liu-chou (柳州), and Ch'ing-yüan (慶遠). Even these districts seemed to be favourably progressing, when, on the 24th June, two battalions of soldiers suddenly mutinied at Liu-chou and, joined by the outlaws of the district, ransacked the city. Some thousands of modern quick-firing rifles, several hundreds of thousands of cartridges, and very considerable amounts of silver fell into their hands. The impetus the robbers received through this sudden reinforcement was successfully checked by the energetic measures of the Viceroy. Numerous troops were hurried forward, and followed by the Viceroy in person, who arrived at Kuei-lin early in July. Repressive measures on a large scale were instituted in the infested area under his direction and several actions fought, which ended with the retreat of the robbers into the fastnesses of the mountains and, finally, with the breaking up of their strong bands into smaller gangs.—The traffic on the main branch of the river towards Lungchow and Po-sê remained undisturbed, except for a few cases of piracy perpetrated by bandits boarding steam-launches as peaceful passengers. At the beginning of the new year the province, though still unsettled in parts, shows marked improvement. Besides a greater safety to life and property, two excellent Rice crops have acted as a powerful stimulus upon trade during 1904. On account of the financial difficulties of the province, Duties on Native Opium were increased at the beginning of the China New Year (KUANG HSÜ, 30th year), and a single simultaneous levy of Likin—*T'ung-shui* (統稅)—was substituted for its gradual levy *en route*; Chinese merchants suspended business for over one month in vain protest against this change. Trade, however, was gradually resumed, as the Chinese merchants found in a more extended use of Transit Passes an easy means to evade the changed levy of Likin; they even went so far as to divert a great part of the interprovincial trade of the Two Kwang to the route *via* Hongkong, thereby obtaining a Foreign status and the right to Transit Passes for a purely Native interport trade. Merchants were the more ready to ship their goods in such a roundabout way, as rate-cutting between the steamer companies on the West River had considerably lowered freight rates. The quickness with which the alteration in the Native taxation was met certainly belies the alleged conservative business tendencies of the Chinese merchants. The effects of the increase of Duty on Native Opium they were, however, not able to neutralise; business was therefore somewhat hampered, especially during the first quarter, and embarrassment was experienced, as the trade with the interior, to a great part, depends upon the Native drug as a medium of barter. The difficulties, however, were overcome, and a good year ensued for all except the Opium dealers, who, besides losses on contracts based upon the old system of taxation, claim to have been the victims of banditti.—The money market has been easy throughout the year. In the comparative table below is shown the deviation of trade from channels under Native taxation to those under Maritime Customs control. A very pleasing feature in the table is the fact that, even after allowing for money spent on Opium and Salt, the year closes with a considerable balance to the credit of the area

which depends upon Wuchow as its gateway of trade and so opens a favourable prospect for the incoming year.

YEAR.	VALUE OF IMPORTS.		VALUE OF EXPORTS.	
	Maritime Customs.	Native Customs.	Maritime Customs.	Native Customs.
	<i>Hk. Tls.</i>	<i>Hk. Tls.</i>	<i>Hk. Tls.</i>	<i>Hk. Tls.</i>
1903.....	5,639,533	2,104,131	2,627,591	7,065,508
1904.....	7,802,246	883,758	3,277,791	9,315,039

*Note.*—The increase of Exports through Native Customs channels is more than accounted for by the great export of Rice, which counterbalances the decrease in all other staples.

2°. REVENUE.—The Revenue of the port from Imperial Maritime Customs sources amounted to *Hk. Tls.* 532,770, the largest collection on record, and in advance of 1903—the next best year—by *Hk. Tls.* 172,124. A remarkable increase is shown under all headings, except Tonnage Dues, which has a slight decline, due to Kongmoon having become a first port of entry on the West River. The Native Customs Revenue made up for 1904 amounts to *K'u-p'ing Tls.* 156,054, as against *K'u-p'ing Tls.* 148,313 of the preceding year.

3°. FOREIGN TRADE.—(a.) *Imports.*—The net value, amounting to *Hk. Tls.* 7,512,488, has increased by *Hk. Tls.* 2,164,922 over the figures of 1903. Goods to the value of *Hk. Tls.* 7,487,289 were imported from Hongkong, the remainder being the value of transshipments either *via* Canton or Samshui. These figures, however, contain goods of a value computed at over 1½ million taels which really form part of the coast trade and are being shipped in increasing quantities *via* Hongkong, in order to give them a Foreign status and thereby to entitle them to the use of Transit Passes. Some items of these pseudo-Foreign Imports are Paper, 12,529 piculs; Nankeens, 3,463 piculs; Cotton Cord, 946 piculs; Prepared Tobacco, 1,017 piculs; and Samshu, 472 piculs, which appear as Exports from Samshui to Hongkong and then become direct Imports into Wuchow. Cotton Goods, representing, approximately, 50 per cent. of the total value of Imports, show marked increase, with but few minor exceptions. Turkey Red Shirtings have come forward from Japan in quantity. Indian Yarn has maintained a fair increase, in spite of high prices. Woollen Goods have decreased, with the exception of Broad and Medium Cloth and Long Ells. Metals include increased importation of Nail-rod Iron, Iron Nails, and Iron Hoops. Japan Matches have steadily increased. American Kerosene Oil has not reached the preceding year's figures; Sumatran has increased; and Russian Oil has disappeared from the market. Native Cloth (Nankeens) has increased nearly 150 per cent. Raw Cotton is coming from Tonkin packed in smaller bales than the Indian staple and is laid down at a cheaper rate. The present-day market is not at all conservative, new goods of reasonable quality recommended by cheapness are pitted successfully against the dearer manufactures whose trade marks have held sway from early times.

(b.) *Exports.*—The net value of shipments direct was *Hk. Tls.* 3,016,926; the previous year's shipments totalled *Hk. Tls.* 2,290,632. This figure, like that of Imports, again includes a considerable amount of goods really forming part of the coast trade and merely diverted *via* Hongkong in order to evade the increased Likin taxation. One conspicuous item of this peculiar trade is Liquid Indigo, of which out of 19,919 piculs exported to Hongkong 16,526 piculs were reshipped to Samshui. The essential Oils of Aniseed and Cassia show marked increase. Cattle have declined in number, owing to scarcity in near areas of supply and to reduced profits, due to

competition from other sources. Hides are becoming scarcer, notwithstanding a good market; they come forward uncleaned and often weighted with mud. Leather shows an improvement, which has been stimulated by a steady demand. Raw Silk has increased as sericulture is extending in the province and is found to be a profitable industry. Hemp and Nutgalls have advanced in keeping with demand. Brown Sugar has been encouraged by higher prices; this product is of a superior quality to other native cane Sugar and is being exported to Japan. Ground-nut Oil has increased, consequent on a better crop of the nut; this Oil is reimported for local use in a cheaper adulterated form and supplants Tea Oil. The following comparative table of values serves to illustrate the ratio of the principal Exports common to both Maritime and Native Customs:—

Goods.	1903.			1904.		
	Maritime Customs.	Native Customs.	Total.	Maritime Customs.	Native Customs.	Total.
	Hk. Ts.	Hk. Ts.	Hk. Ts.	Hk. Ts.	Hk. Ts.	Hk. Ts.
Liquid Indigo.....	159,684	473,149	632,833	209,182	301,075	510,257
Cassia Oil.....	744	104,465	105,209	62,396	83,125	145,521
Raw Silk.....	92,511	286,741	379,252	224,306	186,460	410,766
Ground-nut Oil.....	5,043	30,340	35,383	26,904	135,707	162,611
Brown Sugar.....	5,118	9,539	14,657	22,776	22,624	45,400

(c.) *Re-exports.*—No remarks.

4°. COAST TRADE.—(a.) *Original Shipments Coastwise.*—This trade, which is confined to Canton and West River ports, declined from Hk. Ts. 336,959 in 1903 to Hk. Ts. 260,865—a difference attributable to Native produce being diverted *via* Hongkong, thence arriving at its destination as a direct Import. The value of trade outwards through the Native Customs taken for 1904 amounted to Hk. Ts. 9,315,039, as compared with Hk. Ts. 7,065,508 of the preceding year—an increase more than accounted for by the greater export of Rice and Paddy, which amounted to Hk. Ts. 4,385,778, as against Hk. Ts. 2,075,754 in the preceding year. Other staples of export by junk have decreased in general.

(b.) *Reshipments Coastwise and (c.) Coastwise Arrivals.*—No remarks.

5°. INLAND TRANSIT.—(a.) *Inwards.*—Goods valued at Hk. Ts. 6,031,282 were sent inland under 86,483 Passes, as against a value of Hk. Ts. 3,279,987, covered by 38,578 Passes, in 1903. A more settled and prosperous interior and the change in provincial taxation have induced an influx of goods for conveyance under Transit Passes. In this province, with its out-of-the-way places of consumption, trade is facilitated by the use of Passes covering merchandise in retailable quantities, merchants and petty traders seeking to buy Transit-protected lots to meet individual requirements.

(b.) *Outwards.*—Outward Transit goods have advanced from a total value in 1903 of Hk. Ts. 1,374,282 to Hk. Ts. 1,702,539. The principal articles contributing to this increase are Liquid Indigo, Leather, Soft-wood Poles, Aniseed Oil, Ground-nut Oil, Nutgalls, and Cattle. 1,613 Passes were surrendered during the year.

6°. SHIPPING.—Entrances and clearances under West River Regulations numbered 2,029, aggregating 357,260 tons, as against a total of 3,339, with 343,996 tons, in the preceding year.



3,602 launches, of 61,776 tons, entered and cleared under Inland Rules, being an increase of 999 and 26,647 tons over the figures for 1903. The decrease in entries and clearances under West River Regulations, with a disproportionate increase in tonnage, is due to larger vessels having been placed on the river and to the transfer of launches hitherto trading under West River Rules to inland waters. The past year has been characterised by the appearance of a new shipping combine—the West River British Steamboat Company,—and subsequent rate-cutting on the Wuchow-Hongkong line, the low freight rates only allowing vessels with full cargoes to clear expenses. Attempts to form a pool met with no success. The French flag temporarily disappeared with the withdrawal of the French s.s. *Le Rhône*, but was again represented by the s.s. *Tongkong*.

7°. PASSENGER TRAFFIC.—No remarks.

8°. TREASURE.—The only movement coming under cognizance was an importation of \$75,000 from Canton, despatched officially to Hsün-chou for military purposes.

9°. OPIUM.—(a.) *Foreign*.—A decrease from 17.42 piculs in 1903 to 9.69 piculs is of no importance.

(b.) *Native*.—Little of the trade from the interior finds its way through Maritime Customs channels, only one direct shipment of Szechwan drug, amounting to 2 piculs, having come under notice. The provincial taxes on Native Opium, which had been farmed out, were considerably increased at China New Year (KUANG HSÜ, 30th year), and their collection entrusted to special offices.

10°. MISCELLANEOUS.—A technical school under official auspices, and founded on the principles of similar establishments at Canton, was opened in the city during May. Cloth weaving and the manufacture of Canton matting and cane furniture are taught; but through the indifference of the people the project threatens to prove a failure.—Dyers have experienced an excellent year. Cheap indigo, superior workmanship, and the use of more durable fabrics have enabled them to more than maintain their position against cheaper Foreign importations. Umbrella covering is found extremely profitable, locally-dyed cloth being employed, the frames and handles are imported from Japan. Other minor industries, such as the prepared leather trade and working in glass, are without importance. Sericulture, which for the last 15 years has enjoyed official support, seems to be progressing—raw and thrown silk, silk fishing-lines, and silk refuse are the principal articles produced.—Two new Imperial postal courier lines and 12 postal agencies have been opened. The number of letters passed through the district amounted to 866,906, or nearly 50 per cent. above the figures for 1903.—An official agency for the emigration of coolies to South Africa was opened here in August. The Viceroy issued proclamations earnestly inviting people to avail themselves of the opportunity offered, but without result, and in November the agency was closed.

E. VON STRAUCH,

*Acting Commissioner of Customs.*

WUCHOW, 25th March 1905.

---

## WUCHOW TRADE RETURNS,

FOR THE YEAR 1904.

## A.—GENERAL TABLES.

## TABLE No. I.—SHIPPING.

Number and Tonnage of Vessels Entered and Cleared under each Flag,  
for the Year ended 31st December 1904.

## a.—Under General Regulations.

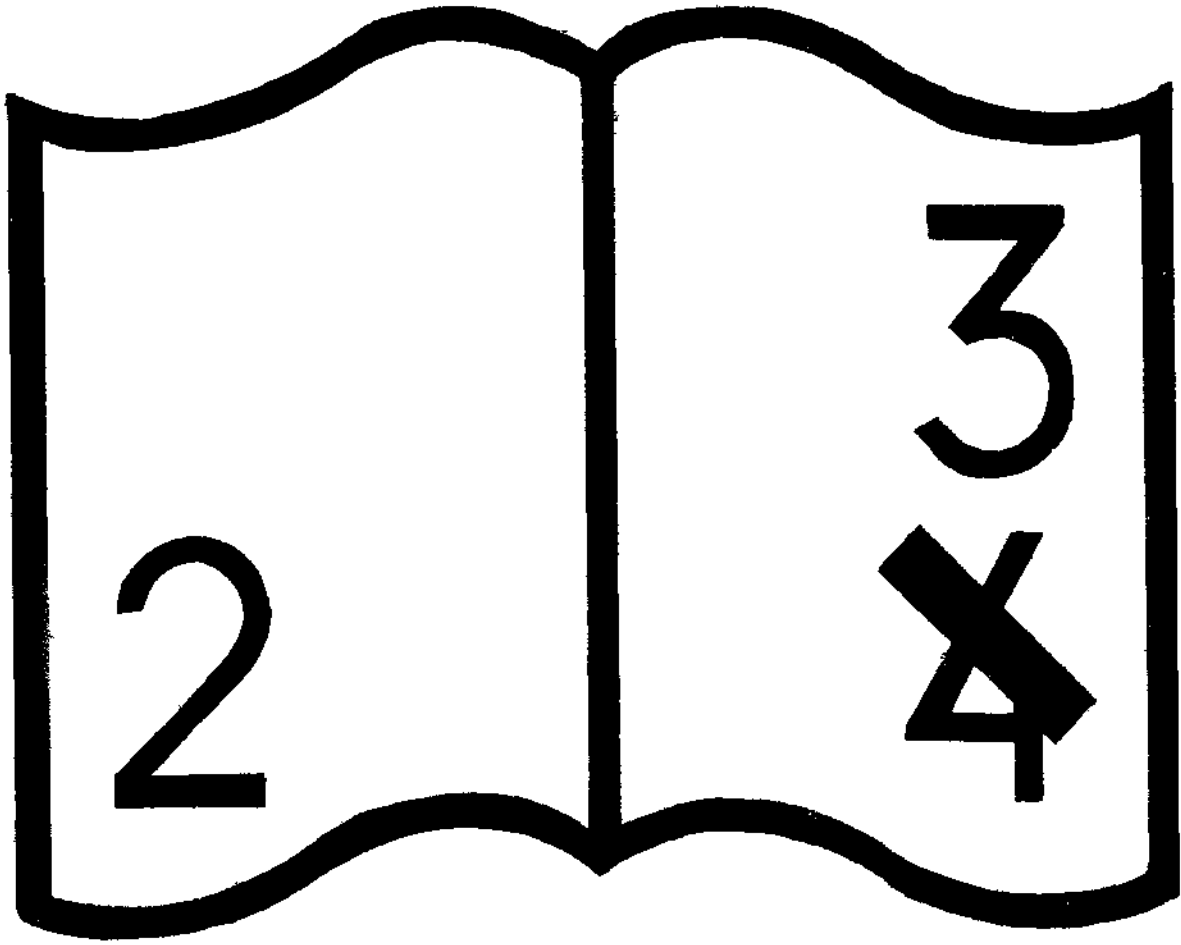
FLAG.	STEAMERS.													
	ENTERED INWARDS.						CLEARED OUTWARDS.						TOTAL ENTERED AND CLEARED.	
	With Cargo.		In Ballast.		TOTAL.		With Cargo.		In Ballast.		TOTAL.			
	No.	Tons.	No.	Tons.	No.	Tons.	No.	Tons.	No.	Tons.	No.	Tons.	No.	Tons.
British .....	270	95,062	144	12,958	414	108,020	239	87,183	176	20,887	415	108,070	829	216,090
American .....	6	1,140	...	...	6	1,140	6	1,140	...	...	6	1,140	12	2,280
French .....	30	8,621	29	6,314	59	14,935	45	13,238	15	1,711	60	14,949	119	29,884
Chinese .....	253	46,750	257	3,991	510	50,741	253	46,750	260	4,011	513	50,761	1,023	101,502
<b>Total Steamers.....</b>	<b>559</b>	<b>151,573</b>	<b>430</b>	<b>23,263</b>	<b>989</b>	<b>174,836</b>	<b>543</b>	<b>148,311</b>	<b>451</b>	<b>26,609</b>	<b>994</b>	<b>174,920</b>	<b>1,983</b>	<b>349,756</b>
	SAILING VESSELS.													
American .....	...	...	5	252	5	252	5	252	...	...	5	252	10	504
Chinese .....	18	3,500	...	...	18	3,500	18	3,500	...	...	18	3,500	36	7,000
<b>Total Sailing Vessels</b>	<b>18</b>	<b>3,500</b>	<b>5</b>	<b>252</b>	<b>23</b>	<b>3,752</b>	<b>23</b>	<b>3,752</b>	<b>...</b>	<b>...</b>	<b>23</b>	<b>3,752</b>	<b>46</b>	<b>7,504</b>
<b>GRAND TOTAL.....</b>	<b>577</b>	<b>155,073</b>	<b>435</b>	<b>23,515</b>	<b>1,012</b>	<b>178,588</b>	<b>566</b>	<b>152,063</b>	<b>451</b>	<b>26,609</b>	<b>1,017</b>	<b>178,672</b>	<b>2,029</b>	<b>357,260</b>

## b.—Under Inland Steam Navigation Rules.

FLAG.	ENTERED INWARDS.						CLEARED OUTWARDS.						TOTAL ENTERED AND CLEARED.	
	With Cargo.		In Ballast.		TOTAL.		With Cargo.		In Ballast.		TOTAL.			
	No.	Tons.	No.	Tons.	No.	Tons.	No.	Tons.	No.	Tons.	No.	Tons.	No.	Tons.
British .....	...	...	759	16,451	759	16,451	...	...	760	16,531	760	16,531	1,519	32,982
American .....	...	...	16	362	16	362	...	...	16	362	16	362	32	724
French .....	...	...	61	835	61	835	...	...	60	821	60	821	121	1,656
Chinese .....	...	...	966	13,216	966	13,216	...	...	964	13,198	964	13,198	1,930	26,414
<b>TOTAL.....</b>	<b>...</b>	<b>...</b>	<b>1,802</b>	<b>30,864</b>	<b>1,802</b>	<b>30,864</b>	<b>...</b>	<b>...</b>	<b>1,800</b>	<b>30,912</b>	<b>1,800</b>	<b>30,912</b>	<b>3,602</b>	<b>61,776</b>

TABLE No. II.—GROSS AND NET VALUES OF THE TRADE OF WUCHOW,  
1902 TO 1904.

	1902.		1903.		1904.	
	NET VALUES.	GROSS VALUES.	NET VALUES.	GROSS VALUES.	NET VALUES.	GROSS VALUES.
	<i>Hk. Tls.</i>	<i>Hk. Tls.</i>	<i>Hk. Tls.</i>	<i>Hk. Tls.</i>	<i>Hk. Tls.</i>	<i>Hk. Tls.</i>
<b>FOREIGN GOODS.</b>						
Imported from Foreign Countries and Hongkong.....	3,340,519		5,332,984		7,487,289	
Imported from Chinese Ports .....	12,486		21,541		29,389	
<b>Total Foreign Imports.....</b>		<b>3,353,005</b>		<b>5,354,525</b>		<b>7,516,678</b>
Re-exported to Foreign Countries and Hongkong...	16,494		6,959		4,190	
Re-exported to Chinese Ports .....	...		...		...	
<b>Total Foreign Re-exports.....</b>	<b>16,494</b>		<b>6,959</b>		<b>4,190</b>	
<b>Net Total Foreign Imports .....</b>	<b>3,336,511</b>		<b>5,347,566</b>		<b>7,512,488</b>	
<b>NATIVE PRODUCE.</b>						
Imported (chiefly from Canton and Samshui).....		162,202		292,113		289,758
Re-exported to Foreign Countries .....	...		...		...	
Re-exported to Chinese Ports.....	...		146		...	
<b>Total Native Re-exports.....</b>	<b>...</b>		<b>146</b>		<b>...</b>	
<b>Net Total Native Imports.....</b>	<b>162,202</b>		<b>291,967</b>		<b>289,758</b>	
<b>Native Produce of local origin Exported to Foreign Countries.....</b>	<b>2,819,818</b>		<b>2,290,632</b>		<b>3,016,926</b>	
<b>Native Produce of local origin Exported to Chinese Ports.....</b>	<b>266,843</b>		<b>336,959</b>		<b>260,865</b>	
<b>Total Exports of local origin ...</b>	<b>...</b>	<b>3,086,661</b>	<b>...</b>	<b>2,627,591</b>	<b>...</b>	<b>3,277,791</b>
<b>Gross Value of the Trade of the Port .....</b>	<b>...</b>	<b>6,601,868</b>	<b>...</b>	<b>8,274,229</b>	<b>...</b>	<b>11,084,227</b>
<b>Net Value of the Trade of the Port, i.e., Foreign and Native Imports less Re-exports, and Native Exports of local origin.....</b>	<b>6,585,374</b>		<b>8,267,124</b>		<b>11,080,037</b>	



编码错误

TABLE No. III.—TRADE IN FOREIGN GOODS.—Imports and Re-exports.

DESCRIPTION OF GOODS.	Classifier of Quantity.	IMPORTS FROM FOREIGN COUNTRIES AND HONGKONG.		IMPORTS FROM CHINESE PORTS.		RE-EXPORTS TO FOREIGN COUNTRIES AND HONGKONG.		RE-EXPORTS TO CHINESE PORTS.		NET TOTAL IMPORTS.	
		Quantity.	Value.	Quantity.	Value.	Quantity.	Value.	Quantity.	Value.	Quantity.	Value.
<b>OPICUM.</b>											
Benares .....	Piculs	1.23	788	...	...	...	...	...	...	1.23	788
Patna .....	"	8.46	5,541	...	...	...	...	...	...	8.46	5,541
<b>COTTON GOODS.</b>											
Shirtings, Grey, Plain:—											
7 lb. and under, English.....	Pieces	2,550	4,335	...	...	...	...	...	...	2,550	4,335
Over 7 lb. and not over 9 lb., English...	"	21,880	52,512	...	...	...	...	...	...	21,880	52,512
" 9 lb. and not over 11 lb., " .....	"	74,837	228,253	...	...	...	...	...	...	74,837	228,253
" 11 lb., English.....	"	6,224	21,784	...	...	...	...	...	...	6,224	21,784
Sheetings, Grey, Plain:—											
Over 11 lb., English.....	Pieces	100	335	...	...	...	...	...	...	100	335
Shirtings, White, Plain, English.....	"	106,455	415,175	...	...	...	...	...	...	106,455	415,175
" " Figured, Brocaded, Striped, and Spotted.....	"	530	1,871	...	...	...	...	...	...	530	1,871
Drills, 12½ lb. and under, American.....	"	4	14	...	...	...	...	...	...	4	14
" over 12½ lb., American.....	"	15	59	...	...	...	...	...	...	15	59
" " Dutch.....	"	74	158	...	...	...	...	...	...	74	158
" " English.....	"	1,433	4,442	...	...	...	...	...	...	1,433	4,442
Jeans, 30 yards, English.....	"	4	11	...	...	...	...	...	...	4	11
" 40 yards, " .....	"	5	17	...	...	...	...	...	...	5	17
T-Cloths, 32 inches by 24 yards, English..	"	32,750	62,225	...	...	...	...	...	...	32,750	62,225
" 36 inches " .....	"	9,664	23,194	...	...	...	...	...	...	9,664	23,194
Cambrics, White, 12 yards.....	"	710	426	...	...	...	...	...	...	710	426
Lawns, " .....	"	1,473	1,399	...	...	...	...	...	...	1,473	1,399
Muslins, " .....	"	3,478	4,174	...	...	...	...	...	...	3,478	4,174
Lenos and Balzarines, White, 30 yards.....	"	7,319	13,540	...	...	...	...	...	...	7,319	13,540
Printed Cottons:—											
Printed Chintzes, Plain Cotton Prints, and Printed Shirtings, not exceeding 30 yards.....	Pieces	8,598	18,916	...	...	...	...	...	...	8,598	18,916
" Drills, Furnitures, and Twills, not exceeding 30 yards.....	"	2,328	4,540	...	...	...	...	...	...	2,328	4,540
" Lenos and Balzarines, not exceeding 30 yards.....	"	1,259	2,581	...	...	...	...	...	...	1,259	2,581
" Sateens, Repts, etc. ....	"	1,425	7,339	...	...	140	721	...	...	1,285	6,618
Dyed Cottons:—											
Cotton Italians, Plain, Fast Black.....	Pieces	727	3,962	...	...	...	...	...	...	727	3,962
" Lastings, Plain.....	"	15	62	...	...	...	...	...	...	15	62
" Italians, Figured.....	"	73	405	...	...	...	...	...	...	73	405
" Shirtings, Figured, Brocaded, and Spotted.....	"	52,862	211,448	...	...	63	252	...	...	52,799	211,196
" Damasks.....	"	5	27	...	...	...	...	...	...	5	27
Dyed Lenos and Balzarines, 30 yards.....	"	9,184	22,042	...	...	...	...	...	...	9,184	22,042
" Leno Brocades, 30 yards.....	"	136	639	...	...	...	...	...	...	136	639
" Cambrics, Lawns, and Muslins, 12 yards.....	"	89	116	...	...	...	...	...	...	89	116
" Shirtings, Hongkong, 28 yards.....	"	67,910	203,730	...	...	460	1,380	...	...	67,450	202,350
" Turkey Red Shirtings, 25 yards.....	"	13,737	33,656	...	...	...	...	...	...	13,737	33,656
Cotton Spanish Stripes, 64 inches.....	"	2,227	9,799	...	...	18	79	...	...	2,209	9,720
" Flannel, Plain, Dyed, and Printed, English, 30 yards.....	"	23,106	90,113	...	...	...	...	...	...	23,106	90,113
" " Plain, Dyed, and Printed, Japanese, 30 yards.....	"	6,760	21,294	...	...	...	...	...	...	6,760	21,294
Crimp Cloth.....	Yards	50,580	5,058	...	...	...	...	...	...	50,580	5,058
Harvard, Oxford, and Rep Shirtings.....	"	40,179	4,018	...	...	...	...	...	...	40,179	4,018
Mosquito Netting.....	"	297	59	...	...	...	...	...	...	297	59
Japanese Cotton Cloth.....	"	10,080	716	...	...	...	...	...	...	10,080	716
" " Crape.....	"	114,634	10,203	...	...	...	...	...	...	114,634	10,203

TABLE No. III.—TRADE IN FOREIGN GOODS.—Imports and Re-exports—Continued.

DESCRIPTION OF GOODS.	Classifier of Quantity.	IMPORTS FROM FOREIGN COUNTRIES AND HONGKONG.		IMPORTS FROM CHINESE PORTS.		RE-EXPORTS TO FOREIGN COUNTRIES AND HONGKONG.		RE-EXPORTS TO CHINESE PORTS.		NET TOTAL IMPORTS.	
		Quantity.	Value.	Quantity.	Value.	Quantity.	Value.	Quantity.	Value.	Quantity.	Value.
Velvets and Velvetens, Plain, 18 inches	Yards	46,380	Hk. Ts 6,957	...	...	...	...	...	...	46,380	6,957
" " " " 22 " "	"	116,622	23,324	...	...	...	...	...	...	116,622	23,324
Cotton Blankets	Pieces	7,027	7,027	...	...	...	...	...	...	7,027	7,027
Handkerchiefs, Plain, Dyed, and Printed	Dozens	20,973	9,436	...	...	...	...	...	...	20,973	9,436
Towels, Honeycomb and Huckaback, 18 inches by 40 inches	"	17,449	6,979	...	...	...	...	...	...	17,449	6,979
" Honeycomb and Huckaback, 18 inches by 40 inches, Japanese	"	3,230	1,776	...	...	240	11	...	...	2,990	1,765
" Honeycomb and Huckaback, exceeding 18 inches by 40 inches	"	346	519	...	...	...	...	...	...	346	519
" Honeycomb and Huckaback, exceeding 18 inches by 40 inches, Japanese	"	7	4	...	...	...	...	...	...	7	4
Cotton Goods, Unclassed	Yards	43,979	3,870	...	...	...	...	...	...	43,979	3,870
" Yarn, Grey and Bleached, Indian	Piculs	87,964	2,234,288	...	...	...	...	...	...	87,964	2,234,288
" " " " Japanese	"	15	369	...	...	...	...	...	...	15	369
" Thread, on Spools	Gross	15,059	37,648	...	...	...	...	...	...	15,059	37,648
WOOLLEN AND COTTON MIXTURES.											
Alpacas, Lustres, Orleans, and Sicilians, Plain and Figured	Yards	4,873	1,218	...	...	...	...	...	...	4,873	1,218
Union and Poncho Cloth	"	9,253	5,552	...	...	...	...	...	...	9,253	5,552
" Italian Cloth, Plain and Figured	Pieces	47	477	...	...	...	...	...	...	47	477
Woollen and Cotton Mixtures, Unclassed	Yards	996	418	...	...	...	...	...	...	996	418
WOOLLEN GOODS.											
Blankets and Rugs	Pounds	21,894	9,852	...	...	...	...	...	...	21,894	9,852
Camlets, English	Pieces	944	10,762	...	...	10	114	...	...	934	10,648
Cashmeres and Merinos	Yards	48,413	24,206	...	...	136	68	...	...	48,277	24,138
Cloth, Broad, Medium, and Habit	"	17,460	26,190	...	...	...	...	...	...	17,460	26,190
Flannel	"	6	2	...	...	...	...	...	...	6	2
Lastings, Plain, Figured, and Crêped	Pieces	541	5,031	...	...	...	...	...	...	541	5,031
Long Ells	"	11,425	61,123	...	...	...	...	...	...	11,425	61,123
Spanish Stripes	Yards	25,891	15,534	...	...	54	32	...	...	25,837	15,502
Woollen Goods, Unclassed	"	259	69	...	...	...	...	...	...	259	69
" and Worsted Yarn and Cord	Piculs	187	18,916	...	...	...	...	...	...	187	18,916
Berlin Wool	"	67	6,958	...	...	...	...	...	...	67	6,958
MISCELLANEOUS PIECE GOODS.											
Plushes and Velvets :—											
Silk-seal (with Cotton back)	Catties	138	331	...	...	...	...	...	...	138	331
Plushes and Velvets, Silk Mixture	"	607	1,396	...	...	...	...	...	...	607	1,396
" Cotton	"	7,715	23,608	...	...	...	...	...	...	7,715	23,608
Silk Piece Goods, Plain	"	8,791	57,581	...	...	...	...	...	...	8,791	57,581
" " Brocaded	"	4,173	32,967	...	...	...	...	...	...	4,173	32,967
" " Mixtures, Plain	"	1,085	4,123	...	...	36	127	...	...	1,049	3,996
" " " Brocaded	"	1,486	6,835	...	...	...	...	...	...	1,486	6,835
METALS.											
Brass and Yellow Metal :—											
Sheets and Plates	Piculs	118	2,893	...	...	...	...	...	...	118	2,893
Copper, Old	"	73	1,809	...	...	...	...	...	...	73	1,809
Iron and Mild Steel, New :—											
Anchors and Parts of	Piculs	5	42	...	...	...	...	...	...	5	42
Bars	"	1,008	2,823	...	...	...	...	...	...	1,008	2,823
Cobbles and Wire Shorts	"	203	527	...	...	...	...	...	...	203	527

TABLE No. III.—TRADE IN FOREIGN GOODS.—Imports and Re-exports—Continued.

DESCRIPTION OF GOODS.	Classifier of Quantity.	IMPORTS FROM FOREIGN COUNTRIES AND HONGKONG.		IMPORTS FROM CHINESE PORTS.		RE-EXPORTS TO FOREIGN COUNTRIES AND HONGKONG.		RE-EXPORTS TO CHINESE PORTS.		NET TOTAL IMPORTS.	
		Quantity.	Value.	Quantity.	Value.	Quantity.	Value.	Quantity.	Value.	Quantity.	Value.
Iron and Mild Steel, New—continued :—			Hk. Tls		Hk. Tls		Hk. Tls		Hk. Tls		Hk. Tls
Hoops.....	Piculs	1,886	7,545	...	...	...	...	...	...	1,886	7,545
Nail-rod.....	"	3,470	10,409	...	...	...	...	...	...	3,470	10,409
Nails, Wire.....	"	4,977	19,906	...	...	...	...	...	...	4,977	19,906
Plate Cuttings.....	"	42,214	92,870	...	...	...	...	...	...	42,214	92,870
Sheets and Plates.....	"	58	170	...	...	...	...	...	...	58	170
Wire.....	"	84	418	...	...	...	...	...	...	84	418
Unclassed.....	"	352	1,554	97	612	...	...	...	...	449	2,166
Iron and Mild Steel, Old :—											
Horseshoes.....	Piculs	1,267	2,343	...	...	...	...	...	...	1,267	2,343
Iron, Galvanized :—											
Wire.....	Piculs	828	4,138	...	...	...	...	...	...	828	4,138
Lead, in Pigs and Bars.....	"	465	2,649	...	...	...	...	...	...	465	2,649
" Sheets.....	"	15	99	...	...	...	...	...	...	15	99
Quicksilver.....	"	2	204	...	...	...	...	...	...	2	204
Steel, Bamboo.....	"	3,462	17,312	...	...	...	...	...	...	3,462	17,312
" Bars.....	"	257	2,300	...	...	...	...	...	...	257	2,300
Tin, Slabs.....	"	120	5,206	...	...	...	...	...	...	120	5,206
Tinned Plates, Decorated.....	"	125	987	...	...	...	...	...	...	125	987
" Plain.....	"	26	154	...	...	...	...	...	...	26	154
Metals, Unclassed.....	"	5	64	...	...	...	...	...	...	5	64
SUNDRIES.											
Almonds, Sweet.....	Piculs	143	3,271	...	...	...	...	...	...	143	3,271
Alum, White.....	"	2,185	3,846	...	...	...	...	...	...	2,185	3,846
Aniseed, Star, 2nd Quality, Hongkong.....	"	57	1,132	...	...	...	...	...	...	57	1,132
Awabi.....	"	134	6,084	...	...	...	...	...	...	134	6,084
Barley, Pearl.....	"	228	2,300	...	...	...	...	...	...	228	2,300
Basins, Iron, Enamelled.....	Gross	132	4,746	...	...	...	...	...	...	132	4,746
" Tin.....	"	336	2,066	...	...	...	...	...	...	336	2,066
Beans and Peas.....	Piculs	14,705	99,996	...	...	...	...	...	...	14,705	99,996
Betel-nuts.....	"	3,975	19,875	1,022	5,110	...	...	...	...	4,997	24,985
Bicho de Mar, Black.....	"	290	13,071	225	10,143	2	108	...	...	513	23,106
" White.....	"	100	1,996	...	...	...	...	...	...	100	1,996
Birds Nests, 2nd Quality.....	Catties	38	570	...	...	...	...	...	...	38	570
" 3rd.....	"	557	1,755	...	...	...	...	...	...	557	1,755
Boxes, Fancy.....	Gross	1,258	4,076	...	...	...	...	...	...	1,258	4,076
Braid, Llana.....	Piculs	273	35,844	...	...	...	...	...	...	273	35,844
Bran, Wheat.....	"	531	744	...	...	...	...	...	...	531	744
Brass Sieves, Japanese.....	Sets	14,744	5,160	...	...	...	...	...	...	14,744	5,160
Buttons, Brass and Fancy.....	Gross	5,512	2,204	...	...	...	...	...	...	5,512	2,204
Caps, Felt.....	Pieces	23,480	3,052	...	...	...	...	...	...	23,480	3,052
" Silk.....	"	10,830	2,382	...	...	...	...	...	...	10,830	2,382
China-root.....	Piculs	208	2,774	...	...	...	...	...	...	208	2,774
Chinaware, Coarse.....	"	499	4,794	...	...	...	...	...	...	499	4,794
Cigarettes.....	Value	...	5,934	...	...	...	...	...	...	...	5,934
Cigars.....	"	...	5,369	...	...	...	...	...	...	...	5,369
Clocks and Watches.....	Pieces	4,306	7,621	...	...	...	...	...	...	4,306	7,621
Cloth, Native (Nankeens).....	Piculs	7,132	507,427	...	...	...	...	...	...	7,132	507,427
Coal.....	Tons	10,241	54,277	...	...	...	...	...	...	10,241	54,277
Compo.....	Piculs	105	4,831	...	...	...	...	...	...	105	4,831
Cotton Cord.....	"	970	25,695	...	...	...	...	...	...	970	25,695
" Raw.....	"	3,472	56,586	...	...	...	...	...	...	3,472	56,586
Cuttle-fish.....	"	5,609	84,139	53	789	...	...	...	...	5,662	84,928
Dates, Black.....	"	1,268	7,863	...	...	...	...	...	...	1,268	7,863
" Red.....	"	1,847	9,787	...	...	...	...	...	...	1,847	9,787
Dyes and Colours :—											
Aniline.....	Value	...	21,084	...	...	...	...	...	...	...	21,084
Dye-stuff.....	Piculs	288	1,788	...	...	...	...	...	...	288	1,788

TABLE No. III.—TRADE IN FOREIGN GOODS.—Imports and Re-exports—Continued.

DESCRIPTION OF GOODS.	Classifier of Quantity.	IMPORTS FROM FOREIGN COUNTRIES AND HONGKONG.		IMPORTS FROM CHINESE PORTS.		RE-EXPORTS TO FOREIGN COUNTRIES AND HONGKONG.		RE-EXPORTS TO CHINESE PORTS.		NET TOTAL IMPORTS.	
		Quantity.	Value.	Quantity.	Value.	Quantity.	Value.	Quantity.	Value.	Quantity.	Value.
Fans, Paper	Pieces	148,614	4,160	...	...	2,415	68	...	...	146,199	4,092
Fire-crackers and Fireworks	Piculs	132	1,436	...	...	...	...	...	...	132	1,436
Fish, Maws	"	14	1,414	...	...	...	...	...	...	14	1,414
" Salt	"	22,305	101,487	...	...	4	16	...	...	22,301	101,471
Flour	"	20,901	78,379	...	...	...	...	...	...	20,901	78,379
Fruits and Vegetables, Canned	Dozens	1,693	2,540	...	...	...	...	...	...	1,693	2,540
Fungus	Piculs	24	826	...	...	...	...	...	...	24	826
Ginseng, American, Clarified, 1st Quality	Catties	40	504	...	...	...	...	...	...	40	504
" Crude	"	230	1,219	...	...	...	...	...	...	230	1,219
" Japan, Clarified	"	479	699	...	...	...	...	...	...	479	699
Glass, Window	Boxes	775	3,100	...	...	...	...	...	...	775	3,100
Glassware	Piculs	722	10,209	...	...	...	...	...	...	722	10,209
	Value	...	585	...	...	...	...	...	...	...	585
Ground-nut Pulp	Piculs	1,760	8,800	...	...	...	...	...	...	1,760	8,800
Ground-nuts	"	1,261	5,673	...	...	...	...	...	...	1,261	5,673
Gypsum	"	17,701	12,390	...	...	...	...	...	...	17,701	12,390
Hams and Bacon	"	71	2,262	...	...	...	...	...	...	71	2,262
India-rubber Shoes and Boots	Pairs	19,119	13,192	...	...	...	...	...	...	19,119	13,192
Isinglass, Vegetable	Piculs	53	2,888	...	...	...	...	...	...	53	2,888
Lamps and Lampware	Value	...	19,352	...	...	...	...	...	...	...	19,352
Lampwick	Piculs	39	1,777	...	...	...	...	...	...	39	1,777
Lead, White	"	123	1,225	...	...	...	...	...	...	123	1,225
" Yellow	"	169	1,517	...	...	...	...	...	...	169	1,517
Lily Flowers, Dried	"	3,404	24,337	...	...	...	...	...	...	3,404	24,337
Liquorice	"	198	2,122	...	...	...	...	...	...	198	2,122
Looking-glasses and Mirrors	Pieces	226,500	3,739	...	...	...	...	...	...	226,500	3,739
Mangrove Bark	Piculs	3,323	4,984	...	...	...	...	...	...	3,323	4,984
Matches, Wood, Japan	Gross	722,998	182,195	...	...	1,500	378	...	...	721,498	181,817
Mats, Straw and Rush	Pieces	135,300	13,530	...	...	...	...	...	...	135,300	13,530
Medicines	Piculs	11,849	99,107	...	...	...	...	...	...	11,849	99,107
	Value	...	4,374	...	...	...	...	...	...	...	4,374
Milk, Condensed, in Tins	Dozens	2,391	3,467	...	...	...	...	...	...	2,391	3,467
Mushrooms	Piculs	74	3,705	...	...	...	...	...	...	74	3,705
Mussels, Dried	"	1,659	24,890	41	615	...	...	...	...	1,700	25,505
Needles	Mille	26,180	5,314	...	...	...	...	...	...	26,180	5,314
Oil, Bean	Piculs	9,317	72,850	...	...	...	...	...	...	9,317	72,850
" Ground-nut	"	2,995	29,950	...	...	...	...	...	...	2,995	29,950
" Kerosene, American	Galls.	944,430	186,430	...	...	...	...	...	...	944,430	186,430
" Sumatra	"	2,383,315	399,681	...	...	...	...	...	...	2,383,315	399,681
" Sesamum	Piculs	154	1,493	...	...	...	...	...	...	154	1,493
" Vegetable	"	289	2,314	...	...	...	...	...	...	289	2,314
Oysters, Dried	"	364	9,587	...	...	...	...	...	...	364	9,587
Paper, 1st Quality	"	6,405	183,811	...	...	...	...	...	...	6,405	183,811
" 2nd "	"	6,124	61,853	...	...	...	...	...	...	6,124	61,853
Peel, Orange	"	100	1,600	...	...	...	...	...	...	100	1,600
Pepper, Black	"	3,292	65,841	77	1,537	...	...	...	...	3,369	67,378
" White	"	261	9,132	...	...	...	...	...	...	261	9,132
Perfumery	Value	...	2,340	...	...	...	...	...	...	...	2,340
Persimmons, Dried	Piculs	349	1,794	...	...	...	...	...	...	349	1,794
Prawns and Shrimps, Dried	"	1,881	37,612	51	1,027	2	32	...	...	1,930	38,607
Purses, Leather	Dozens	6,585	5,926	...	...	...	...	...	...	6,585	5,926
Raisins and Currants	Piculs	719	8,622	...	...	...	...	...	...	719	8,622
Rattan Skin	"	...	...	157	2,663	...	...	...	...	157	2,663
Rattans, Whole	"	452	2,712	87	522	...	...	...	...	539	3,234
Sanshu	"	890	4,497	...	...	9	45	...	...	881	4,452
Sandalwood	"	1,887	15,288	75	608	...	...	...	...	1,962	15,896
Sea Blubber	"	405	1,675	...	...	...	...	...	...	405	1,675
Seaweed, Cut	"	1,432	5,727	...	...	...	...	...	...	1,432	5,727
" Long	"	310	929	...	...	...	...	...	...	310	929
Seed, Lily	"	92	1,965	...	...	...	...	...	...	92	1,965



TABLE No. III.—TRADE IN FOREIGN GOODS.—Imports and Re-exports—Continued.

DESCRIPTION OF GOODS.	Classifier of Quantity.	IMPORTS FROM FOREIGN COUNTRIES AND HONGKONG.		IMPORTS FROM CHINESE PORTS.		RE-EXPORTS TO FOREIGN COUNTRIES AND HONGKONG.		RE-EXPORTS TO CHINESE PORTS.		NET TOTAL IMPORTS.	
		Quantity.	Value.	Quantity.	Value.	Quantity.	Value.	Quantity.	Value.	Quantity.	Value.
Seed, Melon .....	<i>Piculs</i>	261	<i>Hk. Ts</i> 1,502	...	<i>Hk. Ts</i> ...	...	<i>Hk. Ts</i> ...	...	<i>Hk. Ts</i> ...	261	1,502
" Sesamum .....	"	203	1,469	...	...	...	...	...	...	203	1,469
Sharks Fins, Prepared .....	"	39	5,328	9	1,284	...	...	...	...	48	6,812
" White .....	"	44	4,045	...	...	...	...	...	...	44	4,045
Shoes and Boots, Silk and Cotton .....	<i>Pairs</i>	6,238	3,743	...	...	...	...	...	...	6,238	3,743
Silk Floss, Canton .....	<i>Catties</i>	364	2,258	...	...	...	...	...	...	364	2,258
Socks, Cotton, 1st Quality (Pairs) .....	<i>Dozens</i>	3,682	6,591	...	...	...	...	...	...	3,682	6,591
" " 2nd " " .....	"	3,841	3,457	...	...	...	...	...	...	3,841	3,457
Stock-fish .....	<i>Piculs</i>	1,750	12,493	...	...	...	...	...	...	1,750	12,493
Stores, Household .....	<i>Value</i>	...	2,948	...	...	...	...	...	...	...	2,948
Sugar, Brown .....	<i>Piculs</i>	852	3,409	...	...	...	...	...	...	852	3,409
" Candy .....	"	2,015	14,405	...	...	...	...	...	...	2,015	14,405
" White .....	"	6,685	32,756	...	...	...	...	...	...	6,685	32,756
Tin-foil .....	"	113	6,597	...	...	...	...	...	...	113	6,597
Tobacco, Prepared .....	"	1,913	72,131	...	...	...	...	...	...	1,913	72,131
Umbrella Covers, Frames, and Parts .....	<i>Value</i>	...	54,026	...	...	...	...	...	...	...	54,026
Umbrellas, Cotton .....	<i>Pieces</i>	19,295	11,577	...	...	...	...	...	...	19,295	11,577
Vermicelli and Macaroni .....	<i>Piculs</i>	7,745	59,638	...	...	...	...	...	...	7,745	59,638
Vermilion .....	"	98	7,844	...	...	...	...	...	...	98	7,844
Wax, White, Japan .....	"	547	10,944	...	...	...	...	...	...	547	10,944
Wines .....	<i>Value</i>	...	1,697	...	...	...	...	...	...	...	1,697
Sundries, Unenumerated .....	"	...	80,321	...	4,479	...	759	...	...	...	84,041
TOTAL .....	<i>Hk. Ts</i>	...	7,487,289	...	29,389	...	4,190	...	...	...	7,512,488

## SUMMARY.

IMPORTS from Hongkong .....	<i>Hk. Ts</i>	7,487,289
Total from Foreign Countries .....	<i>Hk. Ts</i>	7,487,289
Imports from Chinese Ports .....	"	29,389
TOTAL FOREIGN IMPORTS .....	<i>Hk. Ts</i>	7,516,678
RE-EXPORTS to Hongkong .....	<i>Hk. Ts</i>	4,190
Total to Foreign Countries .....	<i>Hk. Ts</i>	4,190
TOTAL FOREIGN RE-EXPORTS .....	<i>Hk. Ts</i>	4,190
NET TOTAL FOREIGN IMPORTS .....	<i>Hk. Ts</i>	7,512,488

TABLE No. IV.—TRADE IN NATIVE PRODUCE.—Imports and Re-exports.

DESCRIPTION OF GOODS.	Classifier of Quantity.	IMPORTS FROM CHINESE PORTS.		RE-EXPORTS TO CHINESE PORTS.		RE-EXPORTS TO FOREIGN COUNTRIES AND HONGKONG.		NET TOTAL IMPORTS.	
		Quantity.	Value	Quantity.	Value.	Quantity.	Value.	Quantity.	Value.
Caps, Felt.....	<i>Pieces</i>	8,800	<i>Hk. Tls</i> 1,188	...	<i>Hk. Tls</i> ...	...	<i>Hk. Tls</i> ...	8,800	<i>Hk. Tls</i> 1,188
China-root.....	<i>Piculs</i>	49	658	...	...	...	...	49	658
Cloth, Native (Nankeens).....	"	4,494	158,830	...	...	...	...	4,494	158,830
Cotton Cord.....	"	30	758	...	...	...	...	30	758
Dye-stuff.....	"	89	549	...	...	...	...	89	549
Grasscloth, Coarse.....	"	10	866	...	...	...	...	10	866
" Fine.....	"	17	3,782	...	...	...	...	17	3,782
Lead, White.....	"	81	569	...	...	...	...	81	569
Mats, Straw and Rush.....	<i>Pieces</i>	8,500	1,774	...	...	...	...	8,500	1,774
Medicines.....	<i>Piculs</i>	521	4,605	...	...	...	...	521	4,605
Opium, Native, Hsü-chou.....	"	39	13,475	...	...	...	...	39	13,475
Oysters, Dried.....	"	47	834	...	...	...	...	47	834
Paper, 1st Quality.....	"	2,889	38,233	...	...	...	...	2,889	38,233
" 2nd.....	"	988	6,112	...	...	...	...	988	6,112
Persimmons, Dried.....	"	129	570	...	...	...	...	129	570
Samshu.....	"	636	4,495	...	...	...	...	636	4,495
Silk Piece Goods, Plain.....	<i>Catties</i>	2,245	11,853	...	...	...	...	2,245	11,853
" Brocaded.....	"	181	1,263	...	...	...	...	181	1,263
Tobacco, Leaf.....	<i>Piculs</i>	1,996	13,374	...	...	...	...	1,996	13,374
" Prepared.....	"	595	11,655	...	...	...	...	595	11,655
Umbrella Frames and Handles.....	<i>Value</i>	...	837	...	...	...	...	...	837
Sundries, Unenumerated.....	"	...	13,478	...	...	...	...	...	13,478
<b>TOTAL.....</b>	<i>Hk. Tls</i>	...	<b>289,758</b>	...	...	...	...	...	<b>289,758</b>

## SUMMARY.

IMPORTS from Tientsin.....	<i>Hk. Tls</i>	1,188
" " Shanghai.....	"	1,342
" " Canton.....	"	27,201
" " Samshui.....	"	251,622
" " Kumchuk.....	"	3,637
" " Shiuhing.....	"	75
" " Takhing.....	"	4,693
Total from Chinese Ports.....	<i>Hk. Tls</i>	289,758
<b>TOTAL NATIVE IMPORTS.....</b>	<i>Hk. Tls</i>	<b>289,758</b>
<b>NET TOTAL NATIVE IMPORTS.....</b>	<i>Hk. Tls</i>	<b>289,758</b>

TABLE No. V.—TRADE IN NATIVE PRODUCE.—Exports and Re-exports.

DESCRIPTION OF GOODS.	Classifier of Quantity.	EXPORTS TO FOREIGN COUNTRIES.		EXPORTS TO HONGKONG.		EXPORTS TO CHINESE PORTS.		TOTAL RE-EXPORTS TO FOREIGN COUNTRIES, HONGKONG, AND CHINESE PORTS.		TOTAL EXPORTS (including Re-exports).	
		Quantity.	Value.	Quantity.	Value.	Quantity.	Value.	Quantity.	Value.	Quantity.	Value.
Aniseed, Star.....	Piculs	...	Hk. \$s	8,362	103,522	...	Hk. \$s	...	Hk. \$s	8,362	103,522
Bamboo Canes.....	Pieces	...	...	421,700	2,024	...	...	...	...	421,700	2,024
" Shoots.....	Piculs	...	...	...	...	390	1,936	...	...	390	1,936
Barley, Pearl.....	"	...	...	2,115	11,951	1,241	7,013	...	...	3,356	18,964
Beans, Miscellaneous.....	"	...	...	...	...	459	1,266	...	...	459	1,266
Camphor.....	"	...	...	170	6,018	...	...	...	...	170	6,018
Cattle (Cows).....	Head	...	...	11,126	251,447	...	...	...	...	11,126	251,447
Charcoal.....	Piculs	...	...	...	...	913	1,186	...	...	913	1,186
China-root.....	"	...	...	1,999	2,419	653	790	...	...	2,652	3,209
Feathers, Duck, Fowl, etc.....	"	...	...	511	4,619	...	...	...	...	511	4,619
Fire-crackers and Fireworks.....	"	...	...	90	1,691	...	...	...	...	90	1,691
Fire Fuses.....	"	...	...	41	1,000	...	...	...	...	41	1,000
Firewood.....	"	...	...	259,123	86,547	8,840	2,952	...	...	267,963	89,499
Fruits, Fresh, Unclassed.....	"	...	...	2,149	4,641	...	...	...	...	2,149	4,641
Fungus.....	"	...	...	124	2,879	103	2,396	...	...	227	5,275
Glue, Cow.....	"	...	...	1,199	19,608	65	1,094	...	...	1,264	20,702
Ground-nut Cake.....	"	...	...	1,905	3,771	...	...	...	...	1,905	3,771
Hemp.....	"	...	...	4,437	35,053	1,134	8,959	...	...	5,571	44,012
Hides, Cow and Buffalo.....	"	...	...	29,535	588,720	123	2,460	...	...	29,648	591,180
Horns, ".....	"	...	...	1,147	6,480	...	...	...	...	1,147	6,480
Indigo, Liquid.....	"	...	...	19,919	111,151	18,212	101,623	...	...	38,131	212,774
Joss Sticks.....	"	...	...	300	1,679	...	...	...	...	300	1,679
Lard.....	"	...	...	109	1,234	...	...	...	...	109	1,234
Leather.....	"	...	...	10,517	220,226	919	19,252	...	...	11,436	239,478
Lizards, Dried.....	Pairs	...	...	162,516	12,839	...	...	...	...	162,516	12,839
Medicines.....	Piculs	...	...	1,948	59,414	178	5,421	...	...	2,126	64,835
Molasses.....	"	...	...	419	503	...	...	...	...	419	503
Moxa.....	"	...	...	103	20,424	...	...	...	...	103	20,424
Nutgalls.....	"	...	...	2,020	31,554	...	...	...	...	2,020	31,554
Nuts, White.....	"	...	...	1,750	7,908	1,156	5,223	...	...	2,906	13,131
Oil, Aniseed.....	"	...	...	1,580	306,474	...	...	...	...	1,580	306,474
" Cassia.....	"	...	...	395	62,396	...	...	...	...	395	62,396
" Ground-nut.....	"	...	...	1,984	26,904	...	...	...	...	1,984	26,904
" Wood.....	"	...	...	27,892	234,292	1,769	14,858	...	...	29,661	249,150
Opium, Native, Szechwan.....	"	...	...	2	1,058	...	...	...	...	2	1,058
Paper, 1st Quality.....	"	...	...	190	3,206	...	...	...	...	190	3,206
" 2nd ".....	"	...	...	6,787	54,026	287	2,285	...	...	7,074	56,311
" Oiled.....	"	...	...	823	10,159	...	...	...	...	823	10,159
Pigs.....	No.	...	...	2,959	8,699	...	...	...	...	2,959	8,699
Poultry.....	Value	...	...	...	351,031	...	10,260	...	...	...	361,291
Preserves.....	Piculs	...	...	468	5,289	322	3,636	...	...	790	8,925
Rice, Duty Free.....	"	...	...	508	1,646	543	1,759	...	...	1,051	3,405
Seeds, Melon.....	"	...	...	4,018	50,332	184	2,009	...	...	4,202	52,341
Silk, Raw, White.....	"	...	...	355	187,688	72	38,082	...	...	427	225,770
" Cocoons, Refuse.....	"	...	...	41	2,927	162	11,518	...	...	203	14,445
" Refuse.....	"	...	...	...	...	102	7,021	...	...	102	7,021
" Fish-lines.....	"	...	...	38	12,190	...	...	...	...	38	12,190
Skins (Furs), Mouse-deer.....	Pieces	...	...	8,365	2,760	...	...	...	...	8,365	2,760
Sugar, Brown.....	Piculs	...	...	6,189	22,776	...	...	...	...	6,189	22,776
" White.....	"	...	...	1,344	7,523	...	...	...	...	1,344	7,523
Tallow, Animal.....	"	...	...	788	7,821	...	...	...	...	788	7,821
Timber, Planks, Camphor-wood.....	"	...	...	6,055	10,263	...	...	...	...	6,055	10,263
" " - Soft-wood.....	Sq. feet	...	...	90,283	3,972	...	...	...	...	90,283	3,972
" Poles.....	Pieces	...	...	42,579	17,457	...	...	...	...	42,579	17,457
Tin, Native.....	Piculs	...	...	331	12,573	...	...	...	...	331	12,573
Tobacco, Leaf.....	"	...	...	350	2,200	196	1,722	...	...	446	3,922
Sundries, Unenumerated.....	Value.	...	...	...	11,942	...	6,144	...	...	...	18,086
<b>TOTAL.....</b>	<b>Hk. \$s</b>	...	...	...	<b>3,016,926</b>	...	<b>260,865</b>	...	...	...	<b>3,277,791</b>

## SUMMARY.

To—	EXPORTS.		RE-EXPORTS.		TOTAL EXPORTS AND RE-EXPORTS.	
	<i>Hk. Ts.</i>	<i>Hk. Ts.</i>	<i>Hk. Ts.</i>	<i>Hk. Ts.</i>	<i>Hk. Ts.</i>	<i>Hk. Ts.</i>
Hongkong.....	3,016,926		...		3,016,926	
Total to Foreign Countries.....	3,016,926		...		3,016,926	
Canton.....	81,481		...		81,481	
Kongmoon.....	4,978		...		4,978	
Samshui.....	153,631		...		153,631	
Kumchuk.....	10,987		...		10,987	
Shiuhing.....	1,224		...		1,224	
Takhing.....	8,564		...		8,564	
Total to Chinese Ports.....	260,865		...		260,865	
<b>GRAND TOTAL.....</b>	<b>3,277,791</b>		...		<b>3,277,791</b>	

TABLE No. VI.—TRANSIT TRADE.

a.—Table showing the Destinations of the various Goods forwarded under Transit Passes to the Interior during the Year 1904.

DESCRIPTION OF GOODS.	Classifier of Quantity.	KWANGSI.		KWANGTUNG.		KWEICHOW.		YUNNAN.		TOTAL.	
		Quantity.	Value.	Quantity.	Value.	Quantity.	Value.	Quantity.	Value.	Quantity.	Value.
<b>COTTON GOODS.</b>											
<i>Hk. Ts.</i>											
Shirtings, Grey, Plain :—											
7 lb. and under, English.....	Pieces	80	136	20	34	741	1,200	...	...	841	1,430
Over 7 lb. and not over 9 lb., English..	"	2,524	6,057	7	17	12,592	30,220	2,760	6,625	17,883	42,919
Over 9 lb. and not over 11 lb., " ..	"	7,537	22,987	18	54	40,991	125,022	1,300	3,965	49,846	152,028
Over 11 lb., English.....	"	20	70	...	...	6,017	21,060	...	...	6,037	21,130
Sheetings, Grey, Plain :—											
Over 9 lb. and not over 11 lb., English	Pieces	150	493	...	...	...	...	300	990	450	1,485
Shirtings, White, Plain, English.....	"	11,230	43,797	189	737	55,191	213,244	5,998	23,392	72,608	283,170
" White, Figured, Brocaded, Striped, and Spotted.....	"	...	...	...	...	20	70	9	30	29	100
Drills, 12 <sup>3</sup> / <sub>4</sub> lb. and under, American.....	"	...	...	...	...	...	...	4	14	4	14
" over 12 <sup>3</sup> / <sub>4</sub> lb., English.....	"	248	768	7	21	360	1,116	50	155	665	2,060
T-Cloths, 32 inches by 24 yards, English	"	5,154	9,792	292	554	15,773	29,968	3,934	7,474	25,153	47,788
36 inches " ..	"	1,428	3,427	59	141	4,647	11,152	510	1,224	6,644	15,944
Cambrics, White, 12 yards.....	"	70	42	...	...	1,096	657	400	240	1,566	939
Lawns, " " ..	"	20	19	10	10	633	601	...	...	663	630
Muslins, " " ..	"	240	288	10	12	1,697	2,036	400	480	2,347	2,816
Lenos and Balzarines, White, 30 yards...	"	909	1,682	15	27	2,725	5,041	1,426	2,637	5,075	9,387
Printed Cottons :—											
Printed Chintzes, Plain Cotton Prints, and Printed Shirtings, not exceeding 30 yards.....	Pieces	519	1,141	...	...	3,890	8,558	31	68	4,440	9,767
" Drills, Furnitures, and Twills, not exceeding 30 yards.....	"	170	331	...	...	1,139	2,221	55	107	1,364	2,659
" Lenos and Balzarines, not ex- ceeding 30 yards.....	"	3	6	...	...	610	1,250	...	...	613	1,256
" Sateens, Reps, etc. ....	"	20	103	...	...	530	2,729	83	427	633	3,259
Dyed Cottons :—											
Cotton Shirtings, Figured, Brocaded, and Spotted.....	Pieces	3,346	13,384	102	408	34,957	139,828	3,579	14,316	41,984	167,936
Dyed Lenos and Balzarines, 30 yards...	"	1,665	3,996	3	7	4,899	11,757	1,666	3,998	8,233	19,758
" Leno Brocades, 30 yards.....	"	...	...	...	...	16	75	...	...	16	75
" Cambrics, Lawns, and Muslins, 12 yards.....	"	...	...	...	...	50	65	3	4	53	69
" Shirtings, Hongkong, 20 yards...	"	8,366	25,098	12	36	54,025	162,075	9,451	28,353	71,854	215,562
" Turkey Red Shirtings, 25 yards...	"	1,199	2,938	140	343	8,300	20,335	2,955	7,239	18,394	30,855
Cotton Spanish Stripes, 64 inches ..	"	68	299	...	...	1,149	5,055	80	352	1,297	5,706
" Flannel, Plain, Dyed, and Printed, English, 30 yards.....	"	1,907	7,437	118	460	9,258	36,106	1,027	4,004	12,310	48,007
" " Plain, Dyed, and Printed, Japanese, 30 yards.....	"	190	598	...	...	715	2,252	330	1,039	1,235	3,889
Crimp Cloth.....	Yards	16,583	1,658	240	24	26,548	2,655	4,595	459	47,966	4,796
Harvard, Oxford, and Rep Shirtings ..	"	2,361	236	...	...	2,490	249	713	71	3,564	556
Mosquito Netting.....	"	...	...	...	...	516	103	...	...	516	103
Japanese Cotton Cloth.....	"	2,807	199	...	...	3,741	266	960	68	7,508	533
" " Crape.....	"	8,734	777	60	5	12,636	1,125	3,510	312	24,940	2,219
Velvets and Velveteens, Plain, 18 inches..	"	3,600	540	...	...	18,150	2,723	23,100	3,465	44,850	6,728

## a.—Destinations of the various Goods forwarded under Transit Passes to the Interior—Continued.

DESCRIPTION OF GOODS.	Classifier of Quantity.	KWANGSI.		KWANGTUNG.		KWEICHOW.		YUNNAN.		TOTAL.	
		Quantity.	Value.	Quantity.	Value.	Quantity.	Value.	Quantity.	Value.	Quantity.	Value.
			<i>Hk. Tls.</i>		<i>Hk. Tls.</i>		<i>Hk. Tls.</i>		<i>Hk. Tls.</i>		<i>Hk. Tls.</i>
Velvets and Velveteens, Plain, 22 inches..	Yards	10,271	2,054	495	99	76,138	15,228	4,260	852	91,164	18,233
Cotton Blankets .....	Pieces	941	941	...	...	3,263	3,263	60	60	4,264	4,264
Handkerchiefs, Plain, Dyed, and Printed	Dozens	1,939	873	26	12	7,052	3,173	1,562	702	10,579	4,760
Towels, Honeycomb and Huckaback, 18 inches by 40 inches .....	"	1,785	714	...	...	7,552	3,021	512	204	9,849	3,939
" Honeycomb and Huckaback, 18 inches by 40 inches, Japanese..	"	27	15	10	5	5	3	60	33	102	56
" Honeycomb and Huckaback, exceeding 18 inches by 40 inches	"	...	...	...	...	296	444	...	...	296	444
Cotton Goods, Unclassed .....	Yards	140	12	...	...	5,101	449	1,362	120	6,603	581
" Yarn, Grey and Bleached, Indian	Piculs	7,707	195,757	...	...	58,953	1,497,418	14,410	366,014	81,070	2,059,189
" Thread, on Spools.....	Grass	1,384	3,460	...	...	7,283	18,208	2,413	6,037	11,082	27,705
WOOLLEN AND COTTON MIXTURES.											
Alpacas, Lustres, Orleans, and Sicilians, Plain and Figured.....	Yards	...	...	...	...	3,710	927	...	...	3,710	927
Union and Poncho Cloth .....	"	786	472	...	...	7,709	4,635	...	...	8,495	5,097
" Italian Cloth, Plain and Figured..	Pieces	3	30	...	...	...	...	...	...	3	30
Woollen and Cotton Mixtures, Unclassed	Yards	...	...	...	...	136	57	534	224	670	281
WOOLLEN GOODS.											
Blankets and Rugs.....	Pounds	1,185	533	376	169	8,783	3,952	5,295	2,383	15,639	7,037
Camlets, English.....	Pieces	51	581	...	...	507	5,780	330	3,762	888	10,123
Cashmeres and Merinos .....	Yards	1,235	618	...	...	22,773	11,386	664	332	24,672	12,336
Cloth, Broad, Medium, and Habit.....	"	506	759	283	425	11,390	17,085	...	...	12,179	18,269
Flannel.....	"	6	2	...	...	...	...	...	...	6	2
Lastings, Plain, Figured, and Créped.....	Pieces	73	679	...	...	228	2,120	83	772	384	3,571
Long Ells.....	"	731	3,911	50	267	7,050	37,718	1,875	10,031	9,706	51,927
Spanish Stripes.....	Yards	680	408	...	...	8,783	5,270	5,490	3,294	14,953	8,972
Woollen and Worsted Yarn and Cord.....	Piculs	6	608	...	...	30	3,042	5	507	41	4,157
Berlin Wool.....	"	5	519	...	...	18	1,869	1	104	24	2,492
MISCELLANEOUS PIECE GOODS.											
Plushes and Velvets :—											
Silk Seal (with Cotton back).....	Catties	...	...	...	...	218	523	...	...	218	523
Plushes, Cotton .....	"	125	382	100	306	2,822	8,635	350	1,071	3,397	10,394
Silk Piece Goods, Plain .....	"	328	2,148	...	...	3,659	23,966	689	4,513	4,676	30,627
" " Brocaded.....	"	151	1,192	...	...	1,679	13,264	170	1,343	2,000	15,799
" " Mixtures, Plain.....	"	...	...	...	...	583	2,215	82	311	665	2,526
" " " Brocaded.....	"	54	248	...	...	619	2,847	11	50	684	3,145
METALS.											
Copper :—											
Unclassed.....	Piculs	15	298	...	...	25	544	15	316	55	1,158
Iron and Mild Steel, New :—											
Bars .....	Piculs	132	369	5	14	268	750	...	...	405	1,133
Hoops.....	"	425	1,700	39	156	698	2,792	...	...	1,162	4,648
Nail-rod .....	"	78	234	94	282	902	2,706	84	252	1,158	3,474
Nails, Wire.....	"	1,677	6,708	60	240	2,850	11,400	...	...	4,587	18,348
Plate Cuttings.....	"	11,919	26,221	1,879	4,133	21,745	47,839	...	...	35,543	78,193
Iron and Mild Steel, Old :—											
Horseshoes.....	Piculs	379	701	150	277	791	1,463	...	...	1,320	2,441
Iron, Galvanized :—											
Wire.....	Piculs	122	610	8	40	338	1,690	...	...	468	2,340
Lead, in Pigs and Bars.....	"	85	484	...	...	210	1,197	...	...	295	1,681
Steel, Bamboo.....	"	515	2,575	35	175	2,619	13,095	92	460	3,261	16,305
Tin, Slabs.....	"	54	2,348	...	...	51	2,218	...	...	105	4,566



## a.—Destinations of the various Goods forwarded under Transit Passes to the Interior—Continued.

DESCRIPTION OF GOODS.	Classifier of Quantity.	KWANGSI.		KWANGTUNG.		KWEICHOW.		YUNNAN.		TOTAL.	
		Quantity.	Value.	Quantity.	Value.	Quantity.	Value.	Quantity.	Value.	Quantity.	Value.
Milk, Condensed, in Tins	Dozens	486	705	12	17	1,190	1,726	...	...	1,688	2,448
Mussels, Dried	Piculs	187	2,805	75	1,125	536	8,040	...	...	798	11,970
Needles	Mille	2,350	477	...	...	15,450	3,137	3,050	619	20,850	4,233
Oil, Bean	Piculs	604	4,721	597	4,871	1,290	10,379	...	...	2,491	19,871
" Ground-nut	"	281	2,810	241	2,410	738	7,380	...	...	1,260	12,600
" Kerosene, American	Galls.	163,450	32,265	2,100	415	695,230	137,238	...	...	860,780	169,918
" " Sumatra	"	791,275	132,697	42,850	7,186	1,400,825	234,919	5,000	839	2,230,950	375,641
" Vegetable	Piculs	23	184	101	725	132	1,054	...	...	256	1,963
Oysters, Dried	"	36	946	2	46	83	1,840	...	...	121	2,832
Paper, 1st Quality	"	1,956	56,137	...	...	4,758	136,554	71	2,038	6,785	194,729
" 2nd	"	290	2,929	...	...	5,198	52,500	...	...	5,488	55,429
Pepper, Black	"	564	11,280	...	...	1,160	23,200	...	...	1,724	34,480
" White	"	39	1,365	2	70	98	3,430	...	...	139	4,865
Perfumery	Value	...	118	...	...	...	648	...	...	...	766
Persimmons, Dried	Piculs	7	33	...	...	271	1,421	...	...	278	1,454
Prawns and Shrimps, Dried	"	230	4,600	5	100	769	15,380	...	...	1,004	20,080
Purses, Leather	Dozens	824	742	...	...	857	771	...	...	1,681	1,513
Raisins and Currants	Piculs	155	1,860	4	48	287	3,444	...	...	446	5,352
Rattans, Whole	"	66	396	...	...	89	534	...	...	155	930
Samsu	"	69	348	6	30	659	3,328	...	...	734	3,706
Sandalwood	"	335	2,714	54	437	1,271	10,295	...	...	1,660	13,446
Sea Blubber	"	40	167	...	...	189	779	...	...	229	946
Seaweed, Long	"	493	1,479	303	909	927	2,781	...	...	1,723	5,169
Sharks Fins, Prepared	"	4	564	...	...	9	1,269	...	...	13	1,833
" White	"	...	...	...	...	28	2,594	...	...	38	2,594
Shoes and Boots, Silk and Cotton	Pairs	613	368	100	60	992	595	220	132	1,925	1,155
Silk Floss, Cotton	Catties	...	...	...	...	222	878	...	...	222	878
Socks, Cotton, 1st Quality (Pairs)	Dozens	129	231	...	...	486	870	60	107	675	1,208
Stock-fish	Piculs	379	2,706	162	1,157	154	1,099	...	...	695	4,962
Sugar, Brown	"	847	3,388	...	...	...	...	...	...	847	3,388
" Candy	"	520	3,718	37	265	1,193	8,530	...	...	1,750	12,513
" White	"	3,923	19,223	9	44	2,212	10,839	...	...	6,144	30,106
Tin-foil	"	35	2,049	...	...	62	3,630	10	586	107	6,265
Tobacco, Prepared	"	316	11,913	5	189	585	22,055	994	37,473	1,900	71,630
Umbrella Covers, Frames, and Parts	Value	...	6,032	...	...	...	29,236	...	1,145	...	36,413
Umbrellas, Cotton	Pieces	8,832	5,299	...	...	12,987	7,792	174	105	21,993	13,196
Vermicelli and Macaroni	Piculs	1,670	12,859	99	762	4,801	36,968	...	...	6,570	50,589
Vermilion	"	18	1,440	...	...	53	4,240	10	800	81	6,480
Wax, White, Japan	"	61	1,220	6	120	86	1,720	...	...	153	3,060
Sundries Unenumerated	Value	...	11,440	...	392	...	27,239	...	1,775	...	40,846
<b>TOTAL</b>	<i>Hk. Tls.</i>	1,061,263		63,683		4,313,484		592,852		6,031,282	



b.—Table showing the Provinces from which Native Goods were brought under Transit Passes during the Year 1904.

DESCRIPTION OF GOODS.	Classifier of Quantity.	KWANGSI.	
		Quantity.	Value.
			<i>Hk. Ts</i>
Aniseed, Star .....	<i>Piculs</i>	8,357	103,462
Camphor .....	"	166	5,854
China-root .....	"	2,651	3,207
Feathers, Duck, Fowl, etc. ....	"	478	4,321
Fire-crackers and Fireworks .....	"	80	1,514
Fire Fuses .....	"	52	1,267
Glue, Cow .....	"	1,232	20,143
Ground-nut Cake .....	"	756	1,497
Hides, Cow and Buffalo .....	"	26,534	529,092
Honey .....	"	59	533
Horns, Cow and Buffalo .....	"	979	5,530
Indigo, Liquid .....	"	17,097	95,402
Leather .....	"	10,313	215,944
" Prepared .....	"	24	533
Lizards, Dried .....	<i>Pairs</i>	154,425	12,199
Medicines .....	<i>Piculs</i>	1,539	46,942
Moxa .....	"	102	20,248
Nutgalls .....	"	1,832	28,616
Oil, Aniseed .....	"	1,809	350,981
" Ground-nut .....	"	1,941	26,322
" Wood .....	"	10,155	85,303
Paper, 1st Quality .....	"	170	2,873
" 2nd .....	"	6,094	48,509
" Oiled .....	"	804	9,911
Pigs .....	<i>No.</i>	295	867
Seeds, Melon .....	<i>Piculs</i>	2,654	28,932
Skins (Furs), Mouse-deer .....	<i>Pieces</i>	8,449	2,788
Sugar, Brown .....	<i>Piculs</i>	1,261	4,412
Tallow, Animal .....	"	683	6,774
Timber, Planks, Camphor-wood .....	"	5,851	9,917
" " Soft-wood .....	<i>Sq. feet</i>	66,739	2,937
" Poles, .....	<i>Pieces</i>	27,898	11,438
Tin, Native .....	<i>Piculs</i>	323	12,248
Tobacco, Leaf .....	"	82	710
Sundries, Unenumerated .....	<i>Value</i>	...	1,313
TOTAL .....	<i>Hk. Ts</i>	.....	1,702,539

c.—Table showing the Number of Passes issued for, and the Amount of Duties collected on, Foreign Goods forwarded to the Interior under Transit Passes, as divided between the various Nationalities, during the Year 1904.

QUARTER.	BRITISH.		FRENCH.		AMERICAN.		JAPANESE.		CHINESE.		TOTAL.	
	No. of Passes.	Transit Dues.	No. of Passes.	Transit Dues.	No. of Passes.	Transit Dues.	No. of Passes.	Transit Dues.	No. of Passes.	Transit Dues.	No. of Passes.	Transit Dues.
	<i>Hk. Fla. m.c.c.</i>		<i>Hk. Fla. m.c.c.</i>		<i>Hk. Fla. m.c.c.</i>		<i>Hk. Fla. m.c.c.</i>		<i>Hk. Fla. m.c.c.</i>		<i>Hk. Fla. m.c.c.</i>	
1st quarter.....	2,272	6,960.6.2.3	404	1,054.1.6.8	659	2,221.1.7.1	...	...	6,857	8,621.5.9.5	10,192	18,857.5.5.7
2nd „ .....	2,612	6,938.4.3.2	879	2,172.6.0.8	645	1,433.7.0.9	...	...	21,242	23,350.8.8.7	25,378	33,895.6.3.6
3rd „ .....	5,359	11,774.8.8.2	130	394.8.6.0	607	1,538.3.9.0	...	...	19,150	22,222.9.6.8	25,246	35,931.1.0.0
4th „ .....	1,677	6,372.7.9.3	...	...	198	993.8.1.3	5	28.5.0.0	23,787	24,691.5.8.0	25,667	32,086.6.8.6
TOTAL .....	11,920	32,046.7.3.0	1,413	3,621.6.3.6	2,109	6,187.0.8.3	5	28.5.0.0	71,036	78,887.0.3.0	86,483	120,770.9.7.9

d.—Table showing the Number of Passes surrendered for, and the Amount of Duties collected on, Native Goods brought from the Interior under Transit Passes, as divided between the various Nationalities, during the Year 1904.

QUARTER.	BRITISH.		FRENCH.		AMERICAN.		TOTAL.	
	No. of Passes.	Transit Dues.	No. of Passes.	Transit Dues.	No. of Passes.	Transit Dues.	No. of Passes.	Transit Dues.
	<i>Hk. Fla. m.c.c.</i>		<i>Hk. Fla. m.c.c.</i>		<i>Hk. Fla. m.c.c.</i>		<i>Hk. Fla. m.c.c.</i>	
1st quarter.....	276	5,824.0.3.7	...	...	14	223.3.7.4	290	6,047.4.1.1
2nd „ .....	323	5,525.4.5.3	2	14.8.0.0	65	781.5.5.0	390	6,321.8.0.3
3rd „ .....	370	4,643.0.3.0	...	...	65	802.9.1.9	435	5,445.9.4.9
4th „ .....	457	5,703.1.1.4	...	...	41	748.1.7.7	498	6,451.2.9.1
TOTAL .....	1,426	21,695.6.3.4	2	14.8.0.0	185	2,556.0.2.0	1,613	24,266.4.5.4

TABLE No. VII.—DUTIES.

a.—Duties paid under each Flag, for the Year ended 31st December 1904.

FLAG.	IMPORT.	EXPORT.	COAST TRADE.	TONNAGE.	TRANSIT.	OPIUM LIKIN.	TOTAL.
	<i>Hk. P&amp;M.c.c.</i>	<i>Hk. P&amp;M.c.c.</i>	<i>Hk. P&amp;M.c.c.</i>	<i>Hk. P&amp;M.c.c.</i>	<i>Hk. P&amp;M.c.c.</i>	<i>Hk. P&amp;M.c.c.</i>	<i>Hk. P&amp;M.c.c.</i>
British.....	80,980.6.7.4	25,742.8.0.9	1,300.7.2.2	464.6.0.0	53,742.3.6.4	196.8.0.0	167,427.9.6.9
American.....	3,711.5.6.9	1,179.4.5.9	...	82.1.0.0	8,743.1.0.3	...	13,716.2.3.1
French.....	7,060.0.5.8	1,894.5.5.5	149.6.9.0	153.4.0.0	3,636.4.3.6	...	12,894.1.3.9
Japanese.....	...	...	...	...	28.5.0.0	...	28.5.0.0
Chinese.....	194,696.8.9.9	63,367.8.9.1	66.7.0.2	469.4.0.0	78,887.0.3.0	779.1.0.0	338,267.0.2.2
On Opium.....	365.9.6.3	60.7.1.0	9.6.2.0	...	...	...	436.2.9.3
TOTAL.....	286,815.1.6.3	92,245.4.2.4	6,526.7.3.4	1,169.5.0.0	145,037.4.3.3	975.9.0.0	532,770.1.5.4*

\* No Drawbacks marked for cash payment during the year, to be deducted from this total..... *Hk. P&M. Nil.*

b.—Comparative Table of Duties collected, for the Years 1897† to 1904.

YEARS.	IMPORT (exclusive of Opium).	EXPORT (exclusive of Opium).	COAST TRADE (exclusive of Opium).	OPIUM (Import, Export, and Coast Trade).	TONNAGE.	TRANSIT.	OPIUM LIKIN.	TOTAL.
	<i>Hk. P&amp;M.c.c.</i>	<i>Hk. P&amp;M.c.c.</i>	<i>Hk. P&amp;M.c.c.</i>	<i>Hk. P&amp;M.c.c.</i>	<i>Hk. P&amp;M.c.c.</i>	<i>Hk. P&amp;M.c.c.</i>	<i>Hk. P&amp;M.c.c.</i>	<i>Hk. P&amp;M.c.c.</i>
1897 †.....	46,111.7.0.4	12,122.8.1.7	1,836.8.9.2	...	166.5.0.0	18,803.3.7.5	...	79,041.2.8.8
1898.....	105,338.0.7.8	53,191.6.2.5	3,002.6.6.8	...	454.4.0.0	55,362.3.7.1	...	217,349.1.4.2
1899.....	152,912.1.7.4	62,704.6.2.1	2,085.9.3.4	72.0.7.6	1,019.7.0.0	75,604.1.9.8	192.2.0.0	294,590.9.0.3
1900.....	152,827.3.9.8	64,223.5.7.6	1,847.5.1.1	960.0.0.0	1,651.4.0.0	80,870.0.1.3	960.0.0.0	303,339.8.9.8
1901.....	199,889.4.1.0	51,157.7.6.6	1,822.6.8.5	147.1.3.9	1,757.0.0.0	93,052.3.1.8	389.2.0.1	348,215.5.1.9
1902.....	146,793.4.2.2	58,340.8.8.5	2,988.4.1.2	267.0.4.0	1,075.5.0.0	65,766.5.9.0	684.2.0.5	275,916.0.5.4
1903.....	195,076.0.6.3	68,935.9.7.4	4,682.3.4.5	333.8.9.0	1,970.8.0.0	88,761.5.5.5	885.3.9.0	360,646.0.1.7
1904.....	286,449.2.0.0	92,184.7.1.4	6,517.1.1.4	436.2.9.3	1,169.5.0.0	145,037.4.3.3	975.9.0.0	532,770.1.5.4

† Seven months ended 31st December.

## B.—SPECIAL TABLES.

TABLE No. I.—IMPORT TRADE.

Comparative Table of the principal Articles of Import, for the Years 1897\* to 1904.

DESCRIPTION OF GOODS.	Classifier of Quantity.	1897.*	1898.	1899.	1900.	1901.	1902.	1903.	1904.
<b>COTTON GOODS.</b>									
Shirtings, Grey, Plain	Pieces	28,492	62,615	78,450	65,989	85,047	47,604	77,332	105,491
"    White, "	"	15,266	56,425	75,186	70,184	94,302	60,943	84,346	106,455
Drills, English	"	...	...	...	...	...	...	814	1,433
T-Cloths	"	18,713	47,951	39,176	40,167	38,665	27,426	37,787	42,414
Cambrics and Muslins	"	2,149	5,657	10,048	6,260	7,340	4,438	1,000	4,247
Chintzes and Furnitures	"	1,246	2,149	4,323	4,596	5,078	4,156	4,897	10,926
Printed Cotton Lenos	"	...	...	...	...	...	...	9,438	10,443
Cotton Italians	"	...	...	...	...	...	...	3,219	800
"    Shirtings, Figured, Brocad- ed, and Spotted	"	1,052	4,233	9,716	7,227	5,810	2,726	20,813	52,862
"    Damasks	"	1,284	434	806	4,342	11,354	3,219	266	5
Dyed Shirtings, Plain	"	5,827	18,072	35,368	37,123	62,593	27,480	22,975	67,910
Turkey Red Shirtings	"	1,579	1,695	2,452	1,982	4,574	3,423	7,489	13,737
Cotton Flannel	"	769	1,972	2,458	5,202	6,432	1,792	16,958	29,866
Japanese Cotton Cloth	Yards	833	2,456	5,026	7,305	10,197	8,731	486	...
"    "    Crape	"	...	...	...	...	...	...	49,855	114,634
Velvets and Velveteens	Pieces	2,028	2,670	3,602	5,097	5,288	1,929	...	...
	Yards	...	...	...	...	...	...	164,018	163,002
Handkerchiefs	Dozens	7,909	12,014	13,596	11,636	19,547	12,254	10,699	20,973
Towels	"	...	...	...	...	...	...	10,488	21,032
Cotton Yarn, Indian	Piculs	27,141	62,177	88,704	89,309	106,378	35,764	63,378	87,964
<b>WOOLLEN AND COTTON MIXTURES.</b>									
Union Italian Cloth	Pieces	...	542	664	1,108	498	290	60	47
<b>WOOLLEN GOODS.</b>									
Blankets	Pairs	304	746	1,302	1,548	2,242	1,426	...	...
	Pounds	...	...	...	...	...	...	23,632	21,894
Camlets, English	Pieces	525	711	690	643	875	556	1,212	944
Cloth, Broad, Medium, and Habit	Yards	447	413	481	399	645	261	...	...
Lastings	Pieces	1,158	838	1,113	1,277	996	531	11,853	17,460
Long Ells	"	4,216	4,630	10,514	12,751	8,918	4,320	380	541
Spanish Stripes	Yards	620	402	885	867	1,035	681	8,523	11,425
	"	...	...	...	...	...	...	...	...
	"	...	...	...	...	...	...	24,764	25,891
<b>METALS.</b>									
Brass and Yellow Metal	Piculs	...	...	...	...	...	...	105	118
Iron, Bars	"	1,247	1,958	14,236	13,850	30,112	15,647	24,103	1,008
"    Hoops	"	...	...	...	...	...	...	1,267	1,886
"    Nail-rod	"	732	3,210	1,823	1,840	767	1,938	2,496	3,470
"    Nails	"	220	1,612	1,769	2,422	3,593	2,722	2,049	4,977
Lead, in Pigs	"	...	...	...	...	...	...	337	465
Steel, Bars	"	1,089	2,744	1,425	1,716	4,875	923	1,807	257
<b>SUNDRIES.</b>									
Alum, White	Piculs	492	1,509	1,413	1,850	1,821	1,547	1,344	2,185
Beans, Miscellaneous	"	...	...	...	...	...	...	47,754	14,705
Betel-nuts	"	2,334	3,328	4,551	3,244	3,573	4,087	5,580	3,975
Braid, Llana	Gross	9,576	21,679	22,706	20,343	25,140	12,275	...	...
	Piculs	...	...	...	...	...	...	135	273
Clocks	Pieces	846	3,019	3,413	2,708	4,821	3,112	5,269	4,306
Cloth, Native (Nankeens)	Piculs	57	768	1,157	1,613	2,966	2,684	2,956	7,132
Coal	Tons	...	385	1,352	2,724	1,670	1,758	7,869	10,241
Cotton, Raw, Indian	Piculs	1,324	4,674	5,175	3,119	3,900	2,854	2,627	3,472
Dates, Black	"	...	...	...	...	...	...	1,445	1,268
"    Red	"	...	...	...	...	...	...	1,765	1,847
Dyes, Aniline	Value	...	4,947	7,049	9,495	9,822	9,880	11,113	21,084
Fans, Paper	Pieces	...	...	...	...	...	...	83,752	148,614
Fish, Salt	Piculs	1,341	5,447	11,578	13,958	17,868	14,498	17,592	22,305
Flour	"	736	1,748	3,932	3,658	12,474	18,564	17,792	20,901

\* Seven months ended 31st December.

Comparative Table of the principal Articles of Import—Continued.

DESCRIPTION OF GOODS.	Classifier of Quantity.	1897.*	1898.	1899.	1900.	1901.	1902.	1903.	1904.
Gypsum.....	<i>Piculs</i>	...	1,904	13,990	19,522	15,326	20,204	8,538	17,701
India-rubber Shoes.....	<i>Pairs</i>	...	4,527	5,074	7,365	7,423	9,522	11,789	19,119
Lamps and Burners.....	<i>Pieces</i>	13,179	85,293	59,211	81,444	56,637	100,582	1,171	147,139
Lily Flowers, Dried.....	<i>Piculs</i>	779	1,708	1,689	1,250	1,664	1,703	1,911	3,404
Matches, Japan.....	<i>Gross</i>	84,999	340,464	483,115	341,666	452,561	504,979	522,199	722,998
Medicines.....	<i>Piculs</i>	496	3,412	4,590	4,522	6,701	9,156	7,942	11,849
Oil, Kerosene.....	<i>Gallons</i>	1,182,575	1,917,490	2,653,530	2,553,610	2,706,964	2,251,946	2,682,265	3,327,745
Paper, 1st Quality.....	<i>Piculs</i>	999	3,473	5,783	3,266	2,648	2,903	4,083	6,405
Pepper, Black.....	"	487	1,169	1,195	1,221	1,857	667	1,740	3,292
Tobacco, Prepared.....	"	758	3,412	6,974	4,571	4,002	1,986	1,885	1,913
Umbrella Frames.....	<i>Dozens</i>	1,436	8,944	16,359	19,400	16,403	10,030	11,528	24,589
Umbrellas, Cotton.....	<i>Pieces</i>	3,460	20,563	27,964	31,164	35,656	19,326	11,852	19,295
Vermicelli.....	<i>Piculs</i>	689	547	1,415	2,768	4,246	6,376	5,860	7,745
Wax, White.....	"	38	186	246	152	279	457	471	547

\* Seven months ended 31st December.

TABLE No. 2.—EXPORT TRADE.

Comparative Table of the principal Articles of Export, for the Years 1897† to 1904.

DESCRIPTION OF GOODS.	Classifier of Quantity.	1897.†	1898.	1899.	1900.	1901.	1902.	1903.	1904.
Aniseed, Star.....	<i>Piculs</i>	1,143	6,896	9,498	8,578	10,963	10,364	7,561	8,362
Barley, Pearl.....	"	...	2,691	2,492	2,370	2,291	3,051	1,673	3,356
Cattle.....	<i>Head</i>	...	...	...	...	...	...	19,431	11,126
Coal, Native.....	<i>Tons</i>	553	3,287	1,828	941	942	150	220	...
Firewood.....	<i>Piculs</i>	13,199	43,966	153,570	269,125	248,223	248,143	275,694	267,963
Glue, Cow.....	"	502	1,885	1,885	1,463	1,113	3,970	2,194	1,264
Hemp, Raw.....	"	2,441	1,084	1,478	3,003	1,702	424	994	5,571
Hides, Cow and Buffalo.....	"	6,241	22,808	18,533	18,799	19,831	78,535	33,945	29,648
Horns.....	"	...	...	...	...	...	...	1,483	1,147
Indigo, Liquid.....	"	6,190	14,087	15,501	13,834	15,165	16,882	28,938	38,131
Lard.....	"	...	...	...	...	...	...	753	109
Leather.....	"	1,154	7,435	6,745	5,305	8,799	8,286	8,138	11,436
Lizards, Dried.....	<i>Pairs</i>	...	...	...	...	...	...	94,372	162,516
Medicines.....	<i>Piculs</i>	119	2,324	2,381	2,226	1,108	1,404	3,120	2,126
Molasses.....	"	...	...	4,997	6,826	1,666	...	...	419
Moxa.....	"	...	62	124	128	239	42	70	103
Nutgalls.....	"	...	...	...	...	...	...	1,191	2,020
Nuts, White.....	"	1,610	415	2,494	898	511	1,246	2,540	2,906
Oil, Aniseed.....	"	12	288	212	79	582	1,089	704	1,580
" Cassia-leaf.....	"	77	439	387	198	34	217	5	395
" Ground-nut.....	"	...	...	...	...	...	...	420	1,984
" Tea.....	"	163	1,834	534	1,973	1,572	406	2,607	...
" Wood.....	"	4,738	10,981	20,791	24,469	31,129	30,120	27,141	29,661
Paper, 1st Quality.....	"	69	295	2,299	502	101	334	336	190
" 2nd ".....	"	...	...	...	...	...	...	6,580	7,074
" Oiled.....	"	...	...	...	...	...	...	841	823
Poultry.....	<i>No.</i>	...	...	83,161	170,534	623,253	907,617	1,116,705	1,639,483
Seeds, Melon.....	<i>Piculs</i>	490	7,370	13,101	8,132	12,116	6,061	5,826	4,802
Silk, Raw, White.....	"	166	406	251	164	333	156	264	427
Skins (Furs), Mouse-deer.....	<i>Pieces</i>	...	...	29,737	63,326	51,452	17,685	10,747	8,365
Sugar, Brown.....	<i>Piculs</i>	742	31,728	54,960	90,590	863	753	1,709	6,189
" White.....	"	3,393	26,556	55,348	44,406	...	526	1,059	1,344
Tallow, Animal.....	"	157	569	1,051	742	893	1,625	1,148	788
Timber, Planks, Camphor-wood.....	"	...	...	...	...	...	...	15,124	6,055
" " Soft-wood.....	<i>Sq. feet</i>	...	...	...	...	...	...	45,510	90,283
" Poles, ".....	<i>Pieces</i>	...	...	...	...	...	...	33,861	42,579
Tin.....	<i>Piculs</i>	...	73	253	547	307	638	461	331
Tobacco, Leaf.....	"	...	2,015	1,659	100	...	688	1,927	446

† Seven months ended 31st December.

TABLE No. 3.—VALUE OF TRADE.

Comparative Table of the Value of the Trade, for the Years 1897\* to 1904.

YEARS.	IMPORTS FROM		EXPORTS TO		TOTAL IMPORTS AND EXPORTS.	RE- EXPORTS.	TREASURE.		TRANSIT TRADE.	
	Foreign Countries.	Native Ports.	Foreign Countries.	Native Ports.			Imported.	Exported.	Inwards.	Outwards.
	Hk. Tls.	Hk. Tls.	Hk. Tls.	Hk. Tls.	Hk. Tls.	Hk. Tls.	Hk. Tls.	Hk. Tls.	Hk. Tls.	Hk. Tls.
1897*.....	1,368,983	74,287	398,329	74,573	1,916,172	3,461	...	...	1,026,676	90,291
1898.....	2,793,374	183,433	1,148,129	96,822	4,221,758	6,950	...	...	2,086,204	800,708
1899.....	4,076,227	124,107	1,845,720	88,129	6,134,183	10,941	...	...	2,953,002	1,069,948
1900.....	4,489,466	110,290	1,874,568	65,003	6,539,327	13,264	...	...	3,309,969	1,159,819
1901.....	5,541,017	108,786	1,804,449	46,884	7,501,136	4,893	...	...	4,244,912	1,098,851
1902.....	3,340,519	174,688	2,819,818	266,843	6,601,868	16,494	...	...	2,082,844	1,168,874
1903.....	5,332,984	313,654	2,290,632	336,956	8,274,229	7,105	48,000	...	3,279,987	1,374,282
1904.....	7,487,289	319,147	3,016,926	260,865	11,084,227	4,190	47,789	...	6,031,282	1,702,539

Seven months ended 31st December.

TABLE No. 4.—SHIPPING.

Comparative Table of Shipping, for the Years 1897† to 1904.

a.—Under General Regulations.

YEARS.	ENTERED INWARDS.						CLEARED OUTWARDS.					
	STEAMERS.		SAILING VESSELS.		TOTAL.		STEAMERS.		SAILING VESSELS.		TOTAL.	
	No.	Tons.	No.	Tons.	No.	Tons.	No.	Tons.	No.	Tons.	No.	Tons.
1897†.....	362	20,922	51	5,172	413	26,094	362	20,922	51	5,172	413	26,094
1898.....	803	40,447	164	18,188	967	58,635	803	40,447	163	18,127	966	58,574
1899.....	1,196	68,687	182	23,303	1,378	91,990	1,194	68,676	181	23,171	1,375	91,847
1900.....	1,056	59,778	181	27,360	1,237	87,138	1,020	59,317	182	27,492	1,202	86,809
1901.....	929	93,384	114	19,767	1,043	113,151	931	93,110	114	19,767	1,045	112,877
1902.....	1,191	108,061	34	5,753	1,225	113,814	1,192	108,429	34	5,753	1,226	114,182
1903.....	1,600	163,127	71	8,918	1,671	172,045	1,597	163,033	71	8,918	1,668	171,951
1904.....	989	174,836	23	3,752	1,012	178,588	994	174,920	23	3,752	1,017	178,672

† Seven months ended 31st December.

b.—Under Inland Steam Navigation Rules.

YEARS.	ENTERED INWARDS.		CLEARED OUTWARDS.		TOTAL ENTERED AND CLEARED.	
	No.	Tons.	No.	Tons.	No.	Tons.
1897.....	...	...	...	...	...	...
1898.....	6	93	6	93	12	186
1899.....	130	1,448	131	1,447	261	2,895
1900.....	918	11,884	950	12,254	1,868	24,138
1901.....	1,279	17,680	1,278	17,668	2,557	35,348
1902.....	974	13,811	975	13,805	1,949	27,616
1903.....	1,302	17,596	1,301	17,533	2,603	35,129
1904.....	1,802	30,864	1,800	30,912	3,602	61,776

TABLE No. 5.—TREASURE.

*Nil.*

TABLE No. 6.—PASSENGER TRAFFIC.

Passenger Traffic during the Year 1904.

PASSENGERS TO				PASSENGERS FROM				
STEAMERS.		SAILING VESSELS.		STEAMERS.		SAILING VESSELS.		
Foreigners.	Natives.	Foreigners.	Natives.	Foreigners.	Natives.	Foreigners.	Natives.	
UNDER WEST RIVER REGULATIONS.								
39	972	...	...	Hongkong.....	32	343	...	...
221	19,941	...	...	Canton.....	156	17,339	...	...
...	...	...	...	Kongmoon.....	4	...	...	...
...	2,835	...	...	Kunichuk.....	...	5,527	...	...
19	3,033	...	...	Sanshui.....	16	2,896	...	...
2	10,174	...	...	Shiahing.....	5	9,332	...	...
12	6,549	...	...	Takhing.....	4	5,593	...	...
...	5,893	...	...	Fungchuen.....	4	5,445	...	...
...	11,115	...	...	Dosing.....	...	9,862	...	...
...	277	...	...	Lukto.....	...	357	...	...
...	302	...	...	Yuetsing.....	...	262	...	...
...	103	...	...	Lukpu.....	...	98	...	...
...	660	...	...	Kaukong.....	...	278	...	...
...	29	...	...	Mahning.....	...	37	...	...
...	263	...	...	Yungki.....	...	355	...	...
UNDER INLAND WATERS REGULATIONS.								
...	653	...	...	Tênghsien.....	...	265	...	...
...	10,004	...	...	Mongkong.....	...	11,252	...	...
...	20,643	...	...	Konghao.....	...	22,669	...	...
...	551	...	...	Kuehsien.....	...	812	...	...
...	1,009	...	...	Nanning.....	...	366	...	...
293	95,006	...	...	TOTAL.....	221	93,088	...	...

## KIUNGCHOW TRADE REPORT,

FOR THE YEAR 1904.

1°. LOCAL.—Hoihow was very fortunate in one respect during the year just ended—it was not visited by a single typhoon. We had a few hard blows, but no storm of any great force, and there is no tale of devastated crops and homesteads to tell, as there often has been in former years. But we had a very heavy downfall of rain in November: on the 2nd of that month the quantity was over 7 inches for the 24 hours, and on the 3rd it was nearly 9 inches for the same period. Some of the crops suffered, but no great damage was done, and the results of the year's agriculture may be considered as good.—About the beginning of February the Hsieh-t'ai at Longmoon (龍門), west of Pakhoi, was killed by some pirates, who were subsequently attacked by the Imperial troops and driven to their ships. The band then came over to Hainan and commenced depredations in the Lamko (臨高) district, to the west of Hoihow. But the authorities took measures which soon put an end to these. One of the leaders was captured and suffered death by *ling-ch'ih*. In the month of May a raid was made on a gathering at one of the Hoihow temples, which was being held under the auspices of the secret societies for the purpose of swearing in members. A number of arrests were made, and the chief participants sentenced to terms of imprisonment varying from 10 years downwards.

2°. REVENUE.—The Revenue for the year amounted to *Hk.Ts.* 190,985, which is a considerable improvement on the year 1903. That year, however, showed a great falling off as compared with either of the previous two years. The collection for 1904 is a long way above the average for the 10 years of which it is one, and may be considered as very satisfactory. The Import Duty was even more than in 1903, which, as stated in my Report for that year, was the highest on record in this respect. The receipts under the Export heading were also large and were ahead of those for the previous year by a very considerable amount, principally on account of increase in the quantity of Sugar shipped; but other dutiable Exports showed increase as well. The Coast Trade Duty exhibited remarkable increase. A great many steamers called here during the year for passengers on their way from Swatow to Singapore and brought a good deal of cargo from that port. A decided falling off is noticeable in the junk Imports from there. The Opium Duty and Likin show large increase. Tonnage Dues show slight advance, while there is good increase under the head of Transit Dues.

3°. FOREIGN TRADE.—(a.) Imports.—The value of the Imports from Foreign countries during 1904 was very nearly the same as in 1903, there being only a difference of *Hk.Ts.* 35,000 odd, which was to the advantage of the latter year. But many articles showed substantial increase during the year under review, notably Opium, which is commented on fully further on. Cotton Italians also showed increase, as did Lastings, Hongkong-dyed Shirtings, and Japanese Cotton Cloth. Under the head of Metals, Nail-rod Iron was largely in advance of 1903. Among the Sundries, Russian and Sumatra Kerosene were the only articles that showed much increase. Decrease is noticeable in Japanese Crêpe and Cotton Yarn, in Long Ells, and in Beans and Rice. Cotton Italians are now very largely used in the manufacture of caps and shoes instead of satin; this industry is growing all the time in Hoihow and Kiungchow, principally because the Duty on the materials is less than on the finished articles. The import of Cotton Lastings has been on the increase for a long time. I believe it is coming more and more into requisition



for the making of women's clothing. Shirtings dyed in Hongkong are largely used in the making of umbrellas, another industry that is growing here; and the fact of their being in short 20-yard pieces, too, and thus easily transportable, causes the fabric to be in demand for the interior. Then, again, the examinations which took place here in December caused an abnormal demand for the long coats which students must have when appearing as competitors. The Hongkong article is used to make these coats, and quite a large quantity of it was sold by the shops. Japanese Cotton Cloth is used, to a great extent, for making clothing for children of a certain age; one piece just cuts up into three suits; it is gradually taking the place of Nankeens. The increase in Nail-rod Iron was due to greater activity in junk building during the year. Another reason given me is smaller takes of fish off the Lamko (臨高) and Tamchow (儋州) coasts. This meant that fewer junks from up the coast of the mainland went there to purchase. These junks usually bring down Iron as ballast; fewer of them meant less junk-imported Iron, this article being shipped instead in steamers to Hoihow. The increase in Russian Kerosene is due to an experiment made by a German firm here; they imported a small lot, and finding this to meet with sale, imported a larger quantity; hence the good show under this heading. The Sumatra Oil has been better of late, on account, as I am informed, of some improvements in the machinery by which it is prepared, which have made it able to compete more easily with the American and Russian Oils. The decrease in Japanese Crêpe was due partly to the war, I have been told, which appears to have interfered with the production of it. There was a good demand for the fabric, but the supply ran short. Various reasons are assigned for the falling off in Yarn. The year 1902 was a year of scarcity, and the country people had to pawn their clothing, to a great extent, in order to get means to live. The year under review has been one of plenty, and the pawned clothing has been redeemed, the result being not much demand for new clothes or the material from which they are made. Another reason given is increase in the import of Raw Cotton, but this did not amount to much. Long Ells are giving way, to some extent, to Spanish Stripes. The importation of Beans and Rice fell off on account of good local crops.

(b.) *Exports.*—The value of our Exports to Foreign countries during the year was *Hk.Ts.* 2,283,777, as against *Hk.Ts.* 1,954,884, thus showing a substantial increase. A study of the tables for the two years will show that the increase has been chiefly in Sugar and Pigs. As regards Brown Sugar, the quantity exported was only a little over the average for the last 10 years, while the shipments of White Sugar were below that; the fact is, 1903 was a very bad year for the commodity, on account of short crops in 1902, and hence the exportation of 1904 is made to appear as great by coming after a period of short production. Pigs were shipped in less quantity than in 1903; but the animals were better fed and larger, the value per head was considerably more, so the total value shows increase. I am told the falling off in number is partly because those from the Lei-chou districts go largely to Kwangchowwan for shipment now, instead of coming to Hoihow, as they escape taxation in this way. Gunny and Straw Bags showed very marked increase. The Gunny Bags shipped are mostly re-exports; they come as packing round various articles of import and accumulate here, being reshipped as demand arises for them elsewhere. There was a good increase in Betel-nuts. I hear the warm weather of last winter favoured the crops of the article, so that the yield of the trees was more than usual. Fresh Eggs exhibited a considerable falling off; this was partly due to a tax on them, which was begun in September, and partly to cheap prices in Hongkong.

(c.) *Re-exports.*—The Re-exports from here amount to very little. During the year there were a few lots of Piece Goods reshipped, a few tons of Coal, and a few Sundries, which represented in all a value of *Hk.Ts.* 1,442, as against *Hk.Ts.* 564, the value of the Re-exports of the previous year.

4°. COAST TRADE.—(a.) *Original Shipments Coastwise.*—The Exports to Native ports during the year amounted to much more than usual. A good many steamers cleared for Swatow, and took cargoes for there that would otherwise have gone by junk. The value of the trade was *Hk.Tts.* 186,101, as against *Hk.Tts.* 30,573 in 1903. Of the *Hk.Tts.* 186,101, *Hk.Tts.* 161,843 represents the shipments to Swatow and *Hk.Tts.* 24,258 those to Pakhoi; these are the only two coast ports to which any cargo was shipped.

(b.) *Reshipments Coastwise.*—The reshipments to coast ports during the year amounted to only *Hk.Tts.* 464 worth of Foreign goods. There were no reshipments of Native goods. During 1903 the figures under this head amounted to only *Hk.Tts.* 338.

(c.) *Coastwise Arrivals.*—This is also a very insignificant branch of our trade, the value under it amounting during the year to only *Hk.Tts.* 82,255, as against *Hk.Tts.* 49,203 in 1903.

5°. INLAND TRANSIT.—(a.) *Inwards.*—The Transit trade amounts to very little here. The value of the goods sent inland under Pass during the year was only *Hk.Tts.* 134,236, as against *Hk.Tts.* 91,845, the value for the previous year.

(b.) *Outwards.*—The Transit trade outwards shows also some increase, the value of the Native produce brought from the interior under Pass during the year amounting to *Hk.Tts.* 179,664, as against *Hk.Tts.* 139,849, the value for the previous year.

6°. SHIPPING.—There was considerable falling off in the shipping during the year, amounting to about 12 per cent. in the number of vessels and about 14 per cent. as regards the tonnage. The decrease took place principally in the fourth quarter of the year, the cause being that more steamers than usual passed through the Straits without calling here, on account of having full cargoes from other places. Our inland navigation figures have fallen off very much. The pioneer steamer of the round-the-island line, the launch *Kingtchioo*, was wrecked near Hoihow in August. She had already been laid up for about four months. In July her place was taken by a larger vessel, the *Hainam*, but she got damaged entering Yü-lin-kang and was towed to Tourane by a French cruiser. She has not been replaced as yet; but I am informed that the trade has not been abandoned, and that after some time we may expect to see it renewed.

7°. PASSENGER TRAFFIC.—The outgoing passenger traffic shows an increase of 1,487 passengers over the figures for 1903, the totals being 22,285 for that year and 23,772 for 1904. The increase is due almost entirely to more passengers having gone to Bangkok. I hear the reason of this was greater demand for labour for Rice preparation and a new demand for workers in mines that have started and railways that are being extended. It is noteworthy that there were no passengers to Muntok during the year. It appears to be an unhealthy place, and Chinese who have gone there have sent back unfavourable reports about it; so the emigration to it has ceased. The incoming passengers showed falling off, numbering only 18,273, as compared with 19,317 in 1903. Fewer came from Hongkong during the year than during the previous year; but rather more came back from Singapore, which served to partly balance the figures for the two years. The passenger traffic has increased immensely here since the opening of the port, in 1876: in that year, during the nine months that the port was open to Foreign vessels, the number of Chinese passengers outwards and inwards was under 3,000; by the year 1882 it was to nearly 11,000, increasing until 1885, when it reached over 24,000; in 1888 it had risen to nearly 31,000; 10 years later it was over 35,000; while in 1902 it amounted to over 45,000. This is very steady progress, and may be accounted for by improving steamer accommodation and cheapening rates. The Native emigrant can now go abroad in a vessel where he finds himself more comfortable than in his own home and where he is well fed and attended to; and as time goes on things will get still better, and we may look forward to further increase in our passenger returns.

8°. TREASURE.—As stated in my Report for 1903, the Treasure exported from here includes the Duties, and that if we take this into account, the Treasure table will enable us to nearly balance the Import and Export trades. In 1904 the Duties collected by the Foreign Customs amounted to nearly *Hk.Tts.* 191,000, and those collected by the Native establishment to *Hk.Tts.* 19,000 odd, making a total of about *Hk.Tts.* 210,000, which, deducted from the *Hk.Tts.* 271,000 odd, the amount of the Treasure exported, leaves *Hk.Tts.* 61,000, which, added to the value of the Export trade, *Hk.Tts.* 2,469,878, make *Hk.Tts.* 2,530,878. The value of the Import trade was, including Treasure, *Hk.Tts.* 2,560,525, thus bringing the Import and Export values very near to each other.

9°. OPIUM.—(a.) *Foreign*.—The year 1904 showed a very large increase in the import of Opium as compared with the previous year, the figures for the two years being, respectively, 450 piculs and 189 piculs. The reason for the increase is partly that the licensed importer in Kwangchowwan had to pay more than formerly for his privilege, and partly that some seizures of smuggled Opium were made during the year by private individuals, which had the effect of lessening the confidence of the smugglers and driving the trade into legitimate channels. The quantity imported at Kwangchowwan was far short of what it was in 1903. The importing contract is shortly to be renewed, or perhaps has been renewed already; and if the terms are higher than before, we may expect to see the quantity taken by the French Colony diminish still more during the current year and the importation through the Customs here proportionately rise.

(b.) *Native*.—There was also considerable increase under this head, 389 piculs having been imported, as against 130 piculs in 1903. One reason is that things have been quieter of late in Kwangsi, through which province our supplies pass, and another reason is the new tax which is to be levied at place of production; this has stimulated the movement of the drug by making producers anxious to get as much as possible off their hands before the tax comes into operation. During the last three months of the year 135 piculs were imported, considerably over a third of the entire year's importation.

10°. MISCELLANEOUS.—On the 27th January the French Rear-Admiral JONQUIÈRES arrived in the *Chateaufort*. On the 29th he came ashore, accompanied by his staff, to assist in the opening of the new French school buildings. The opening ceremony was attended also by the principal Chinese officials.—With the beginning of the Chinese year a change took place in the military arrangements of the island. Some years ago the troops under the command of the Chên-t'ai were changed from *piao* (標) to *lien* (練), receiving higher wages. From the 1st day of the New Year, however, they resumed their former status and pay. The difference would appear to be important. As *lien-p'ing* they were bound to be always on duty and at constant exercise; but as *piao* they are allowed to engage in other occupations, and even at the end of the month they can draw their pay by deputy.—On the 21st November a police force on Foreign lines was started in Hoihow and Kiungchow. There are 80 men for Hoihow and 40 for Kiungchow. They patrol the streets and keep order in the thoroughfares. The force is under the Kiung-shan Magistrate.—The examinations for the degree of *hoiu-tsai* commenced in the city of Kiungchow on the 4th December and finished on the 26th. The occasion brought over 20,000 students to the place and some hundreds of booksellers, stationers, and vendors of drugs, and the local shopkeepers also did a lively trade the while. The students lodged in temples and ancestral halls, also a great many of the inhabitants of the city let their houses for the occasion, retiring in the meantime to the country.

JAMES ACHESON,

KIUNGCHOW, 23rd January 1905.

Acting Commissioner of Customs.

# KIUNGCHOW TRADE RETURNS, FOR THE YEAR 1904.

## A.—GENERAL TABLES.

### TABLE No. I.—SHIPPING.

Number and Tonnage of Vessels Entered and Cleared under each Flag,  
for the Year ended 31st December 1904.

*a.—Under General Regulations.*

FLAG.	STEAMERS.													
	ENTERED INWARDS.						CLEARED OUTWARDS.						TOTAL ENTERED AND CLEARED.	
	With Cargo.		In Ballast.		TOTAL.		With Cargo.		In Ballast.		TOTAL.			
	No.	Tons.	No.	Tons.	No.	Tons.	No.	Tons.	No.	Tons.	No.	Tons.	No.	Tons.
British .....	6	7,048	20	24,081	26	31,129	12	14,050	14	17,079	26	31,129	52	62,258
German .....	97	70,020	123	100,688	220	170,708	136	102,781	85	68,929	221	171,710	441	342,418
French .....	55	29,654	120	77,745	175	107,399	96	55,424	78	51,797	174	107,221	349	214,620
Norwegian .....	...	...	3	3,318	3	3,318	2	1,676	1	1,642	3	3,318	6	6,636
Total Steamers .....	158	106,722	266	205,832	424	312,554	246	173,931	178	139,447	424	313,378	848	625,932
	SAILING VESSELS.													
Chinese .....	1	123	...	...	1	123	...	...	1	123	1	123	2	246
Total Sailing Vessels	1	123	...	...	1	123	...	...	1	123	1	123	2	246
GRAND TOTAL.	159	106,845	266	205,832	425	312,677	246	173,931	179	139,570	425	313,501	850	626,178

*b.—Under Inland Steam Navigation Rules.*

FLAG.	ENTERED INWARDS.						CLEARED OUTWARDS.						TOTAL ENTERED AND CLEARED.	
	With Cargo.		In Ballast.		TOTAL.		With Cargo.		In Ballast.		TOTAL.			
	No.	Tons.	No.	Tons.	No.	Tons.	No.	Tons.	No.	Tons.	No.	Tons.	No.	Tons.
French .....	3	165	25	675	28	840	7	385	24	831	31	1,216	59	2,056

TABLE No. II.—GROSS AND NET VALUES OF THE TRADE OF KIUNGCHOW  
1902 TO 1904.

	1902.		1903.		1904.	
	NET VALUES.	GROSS VALUES.	NET VALUES.	GROSS VALUES.	NET VALUES.	GROSS VALUES.
<b>FOREIGN GOODS.</b>	<i>Hk. Ts.</i>	<i>Hk. Ts.</i>	<i>Hk. Ts.</i>	<i>Hk. Ts.</i>	<i>Hk. Ts.</i>	<i>Hk. Ts.</i>
Imported from Foreign Countries and Hongkong.....	3,385,055		2,496,614		2,462,376	
Imported from Chinese Ports.....	...		...		...	
<b>Total Foreign Imports.....</b>		<b>3,385,055</b>		<b>2,496,614</b>		<b>2,462,376</b>
Re-exported to Foreign Countries and Hongkong...	1,079		564		1,442	
Re-exported to Chinese Ports (chiefly to Southern Ports).....	300		338		464	
<b>Total Foreign Re-exports.....</b>	<b>1,379</b>		<b>902</b>		<b>1,906</b>	
<b>Net Total Foreign Imports.....</b>	<b>3,383,676</b>		<b>2,495,712</b>		<b>2,460,470</b>	
<b>NATIVE PRODUCE.</b>						
Imported (chiefly from Southern Ports).....		3,314		49,203		88,255
Re-exported to Foreign Countries.....	...		...		...	
Re-exported to Chinese Ports.....	...		...		...	
<b>Total Native Re-exports.....</b>	<b>...</b>		<b>...</b>		<b>...</b>	
<b>Net Total Native Imports.....</b>	<b>3,314</b>		<b>49,293</b>		<b>88,255</b>	
Native Produce of local origin Exported to Foreign Countries.....	2,173,286		1,954,884		2,283,777	
Native Produce of local origin Exported to Chinese Ports.....	12,216		30,573		186,101	
<b>Total Exports of local origin....</b>		<b>2,185,502</b>		<b>1,985,457</b>		<b>2,469,878</b>
<b>Gross Value of the Trade of the Port.....</b>		<b>5,573,871</b>		<b>4,531,274</b>		<b>5,020,509</b>
<b>Net Value of the Trade of the Port, i.e., Foreign and Native Imports less Re-exports, and Native Exports of local origin.....</b>	<b>5,572,492</b>		<b>4,530,372</b>		<b>5,018,603</b>	

TABLE No. III.—TRADE IN FOREIGN GOODS.—Imports and Re-exports.

DESCRIPTION OF GOODS.	Classifier of Quantity.	IMPORTS FROM FOREIGN COUNTRIES AND HONGKONG.		IMPORTS FROM CHINESE PORTS.		RE-EXPORTS TO FOREIGN COUNTRIES AND HONGKONG.		RE-EXPORTS TO CHINESE PORTS.		NET TOTAL IMPORTS.	
		Quantity.	Value.	Quantity.	Value.	Quantity.	Value.	Quantity.	Value.	Quantity.	Value.
OPICUM.											
Benares .....	Piculs	478	3,583	...	...	...	...	...	...	478	3,583
Patna .....	"	445.47	374,288	...	...	...	...	...	...	445.47	374,288
COTTON GOODS.											
Shirtings, Grey, Plain :—											
7 lb. and under, English .....	Pieces	560	950	...	...	...	...	...	...	560	950
Over 7 lb. and not over 9 lb., English .....	"	5,872	15,783	...	...	...	...	...	...	5,872	15,783
Over 9 lb. and not over 11 lb., " .....	"	1,021	3,674	...	...	...	...	...	...	1,021	3,674
Shirtings, White, Plain, Dutch .....	"	1,673	6,703	...	...	...	...	...	...	1,673	6,703
" " " English .....	"	15,627	59,803	...	...	4	17	...	...	15,623	59,786
White Irishes .....	"	2,216	9,757	...	...	...	...	...	...	2,216	9,757
Drills, 12½ lb. and under, English .....	"	26	156	...	...	...	...	...	...	26	156
" over 12½ lb., English .....	"	314	1,945	...	...	...	...	...	...	314	1,945
T-cloths, 32 inches by 24 yards, English .....	"	7,516	11,176	...	...	...	...	...	...	7,516	11,176
" " " Indian .....	"	511	797	...	...	...	...	...	...	511	797
" " " Japanese .....	"	1,750	2,461	...	...	...	...	...	...	1,750	2,461
" 36 inches by 24 yards, English .....	"	3,699	8,561	...	...	...	...	...	...	3,699	8,561
" " " Japanese .....	"	816	972	...	...	...	...	...	...	816	972
Cambrics, White, 12 yards .....	"	20	8	...	...	...	...	...	...	20	8
Lawns, " " .....	"	2,457	1,225	...	...	...	...	...	...	2,457	1,225
Lenos and Balzarines, White, 30 yards .....	"	1,153	5,002	...	...	...	...	...	...	1,153	5,002
Dimities, Piqués, and Quiltings .....	Yards	5,317	451	...	...	...	...	...	...	5,317	451
Printed Cottons :—											
Printed Chintzes, Plain Cotton Prints, and Printed Shirtings, not exceeding 30 yards .....	Pieces	763	3,842	...	...	...	...	...	...	763	3,842
" Drills, Furnitures, and Twills, not exceeding 30 yards .....	"	737	2,077	...	...	...	...	...	...	737	2,077
" Sateens, Repts, etc. .....	"	67	189	...	...	...	...	...	...	67	189
Dyed Cottons :—											
Cotton Italians, Plain, Fast Black .....	Pieces	4,409	86,304	...	...	5	95	...	...	4,404	86,209
" " Coloured .....	"	1,455	27,749	...	...	...	...	...	...	1,455	27,749
" Lastings, Plain .....	"	272	4,608	...	...	...	...	...	...	272	4,608
" Italians, Figured .....	"	454	3,396	...	...	...	...	...	...	454	3,396
" Lastings, " .....	"	170	992	...	...	...	...	...	...	170	992
" Shirtings, Figured, Brocaded, and Spotted .....	"	76	406	...	...	...	...	...	...	76	406
" Damasks .....	"	823	5,111	...	...	...	...	...	...	823	5,111
Dyed Lenos and Balzarines, 30 yards .....	"	1,326	6,939	...	...	...	...	...	...	1,326	6,939
" Shirtings and Sheetings, Plain, 36 inches by 43 yards .....	"	1,016	3,365	...	...	...	...	...	...	1,016	3,365
" " Hongkong, 20 yards .....	"	11,772	30,901	...	...	95	260	...	...	11,677	30,641
" Turkey Red Cambrics, 25 yards .....	"	278	401	...	...	...	...	...	...	278	401
" Shirtings, " .....	"	2,343	6,804	...	...	1	3	...	...	2,342	6,801
Cotton Spanish Stripes, 32 inches .....	"	71	298	...	...	...	...	...	...	71	298
" Flannel, Plain, Dyed and Printed, Dutch, 30 yards .....	"	30	164	...	...	...	...	...	...	30	164
" " Plain, Dyed and Printed, English, 30 yards .....	"	515	2,812	...	...	...	...	...	...	515	2,812
" " Plain, Dyed, and Printed, Japanese, 30 yards .....	"	2,697	7,149	...	...	...	...	...	...	2,697	7,149
Crimp Cloth .....	Yards	8,431	759	...	...	...	...	...	...	8,431	759
" " Japanese .....	"	23,752	2,613	...	...	...	...	...	...	23,752	2,613
Harvard, Oxford, and Rep Shirtings .....	"	14,096	1,308	...	...	...	...	...	...	14,096	1,308
Mottles, Denims, and Mahomedans .....	"	3,145	269	...	...	...	...	...	...	3,145	269
Mosquito Netting .....	"	521	151	...	...	...	...	...	...	521	151
Japanese Cotton Cloth .....	"	56,345	3,094	...	...	...	...	...	...	56,345	3,094
" " Grape .....	"	113,271	5,428	...	...	...	...	...	...	113,271	5,428

TABLE No. III.—TRADE IN FOREIGN GOODS.—Imports and Re-exports—Continued.

DESCRIPTION OF GOODS.	Classifier of Quantity.	IMPORTS FROM FOREIGN COUNTRIES AND HONGKONG.		IMPORTS FROM CHINESE PORTS.		RE-EXPORTS TO FOREIGN COUNTRIES AND HONGKONG.		RE-EXPORTS TO CHINESE PORTS.		NET TOTAL IMPORTS.	
		Quantity.	Value.	Quantity.	Value.	Quantity.	Value.	Quantity.	Value.	Quantity.	Value.
Velvets and Velveteens, Plain, 22 inches ..	<i>Yards</i>	33,409	9,620	...	...	...	...	...	...	33,409	9,620
Cotton Blankets, Japanese .....	<i>Pieces</i>	10,258	11,694	...	...	7	8	...	...	10,251	11,686
Handkerchiefs, Plain, Dyed, and Printed.											
Japanese .....	<i>Dozens</i>	2,079	936	...	...	...	...	...	...	2,079	936
Embroidered, Hem-stitched, Initialled, etc. ....	"	278	484	...	...	...	...	...	...	278	484
Towels, Honeycomb and Huckaback, 18 inches by 40 inches, Japanese ..	"	376	272	...	...	2	1	...	...	374	271
other kinds, Japanese .....	"	22,002	7,675	...	...	4	1	...	...	21,998	7,674
Cotton Goods, Unclassed .....	<i>Yards</i>	8,510	1,295	...	...	...	...	...	...	8,510	1,295
Yarn, Grey and Bleached, Indian ..	<i>Piculs</i>	15,986	308,451	...	...	3	50	...	...	15,983	308,401
Thread, on Spools .....	<i>Gross</i>	7,883	1,499	...	...	1	1	...	...	7,882	4,098
<b>WOOLLEN AND COTTON MIXTURES.</b>											
Alpacas, Lustrés, Orleans, and Sicilians, Plain and Figured .....	<i>Yards</i>	7,810	1,994	...	...	...	...	...	...	7,810	1,994
Union and Poncho Cloth .....	"	4,353	2,350	...	...	326	178	...	...	4,027	2,172
Woollen and Cotton Mixtures, Unclassed ..	"	6,194	174	...	...	...	...	...	...	6,194	174
<b>WOOLLEN GOODS.</b>											
Blankets and Rugs .....	<i>Pounds</i>	4,835	1,839	...	...	60	22	...	...	4,775	1,817
Camlets, English .....	<i>Pieces</i>	401	5,940	...	...	...	...	...	...	401	5,940
Cashmeres and Merinos .....	<i>Yards</i>	31,562	12,314	...	...	90	30	...	...	31,472	12,284
Cloth, Broad, Medium, and Habit .....	"	1,498	2,274	...	...	34	52	...	...	1,464	2,222
Flannel .....	"	116	58	...	...	...	...	...	...	116	58
Lastings, Plain, Figured, and Créped ..	<i>Pieces</i>	214	2,338	...	...	...	...	...	...	214	2,338
Long Ells .....	"	1,885	11,586	...	...	2	13	...	...	1,883	11,573
Spanish Stripes .....	<i>Yards</i>	3,145	2,053	...	...	...	...	...	...	3,145	2,053
Woollen and Worsted Yarn and Cord .....	<i>Piculs</i>	34	2,330	...	...	...	...	...	...	34	2,330
Berlin Wool .....	"	15	1,567	...	...	...	...	...	...	15	1,567
<b>MISCELLANEOUS PIECE GOODS.</b>											
Cotton Duck .....	<i>Yards</i>	27	6	...	...	...	...	...	...	27	6
Plushes and Velvets :—											
Plushes, Cotton .....	<i>Catties</i>	286	749	...	...	...	...	...	...	286	749
Silk Piece Goods, Plain .....	"	3,217	21,457	...	...	...	...	...	...	3,217	21,457
"    "    Brocaded .....	"	1,489	10,795	...	...	...	...	...	...	1,489	10,795
"    "    Mixtures, Plain .....	"	116	128	...	...	...	...	...	...	116	128
"    "    Brocaded .....	"	233	279	...	...	6	7	...	...	227	272
Silk-stripe Cotton Cloth, Japanese .....	"	57	72	...	...	...	...	...	...	57	72
Miscellaneous Piece Goods, Unclassed ..	<i>Yards</i>	60	74	...	...	...	...	...	...	60	74
<b>METALS.</b>											
Brass and Yellow Metal :—											
Sheets and Plates .....	<i>Piculs</i>	64	2,090	...	...	...	...	...	...	64	2,090
Copper :—											
Unclassed .....	<i>Piculs</i>	2	55	...	...	...	...	...	...	2	55
Old .....	"	7	191	...	...	...	...	...	...	7	191
Iron and Mild Steel, New :—											
Bars .....	<i>Piculs</i>	121	378	...	...	...	...	...	...	121	378
Castings, Rough .....	"	1	3	...	...	...	...	...	...	1	3
Hoops .....	"	64	184	...	...	...	...	...	...	64	184
Nail-rod .....	"	1,925	6,024	...	...	...	...	...	...	1,925	6,024
Nails, Wire .....	"	487	1,903	...	...	...	...	...	...	487	1,903
Plate Cuttings .....	"	1,173	2,603	...	...	...	...	...	...	1,173	2,603
Wire .....	"	88	458	...	...	...	...	...	...	88	458
Unclassed .....	"	73	306	...	...	...	...	...	...	73	306

TABLE No. III.—TRADE IN FOREIGN GOODS.—Imports and Re-exports—Continued.

DESCRIPTION OF GOODS.	Classifier of Quantity.	IMPORTS FROM FOREIGN COUNTRIES AND HONGKONG.		IMPORTS FROM CHINESE PORTS.		RE-EXPORTS TO FOREIGN COUNTRIES AND HONGKONG.		RE-EXPORTS TO CHINESE PORTS.		NET TOTAL IMPORTS.	
		Quantity.	Value.	Quantity.	Value.	Quantity.	Value.	Quantity.	Value.	Quantity.	Value.
Iron and Mild Steel, Old :—			<i>Hk. Pcs</i>		<i>Hk. Pcs</i>		<i>Hk. Pcs</i>		<i>Hk. Pcs</i>		<i>Hk. Pcs</i>
Hoops.....	<i>Piculs</i>	60	81	...	...	...	...	...	...	60	81
Iron, Galvanized :—											
Wire.....	<i>Piculs</i>	357	2,250	...	...	...	...	...	...	357	2,250
Lead, in Pigs and Bars.....	"	107	518	...	...	...	...	...	...	107	518
Quicksilver.....	"	7	1,086	...	...	...	...	...	...	7	1,086
Steel, Bars.....	"	25	134	...	...	...	...	...	...	25	134
Tinned Plates, Plain.....	"	93	841	...	...	...	...	...	...	93	841
White Metal, Sheets.....	"	20	923	...	...	...	...	...	...	20	923
Metals, Unclassed.....	"	1	42	...	...	...	...	...	...	1	42
SUNDRIES.											
Almonds, Bitter.....	<i>Piculs</i>	43	414	...	...	...	...	...	...	43	414
Alum, Green.....	"	47	81	...	...	...	...	...	...	47	81
" White.....	"	313	595	...	...	...	...	...	...	313	595
Aniseed, Star, Japanese.....	"	81	1,249	...	...	...	...	...	...	81	1,249
Bags, Straw and Grass.....	<i>Pieces</i>	5,000	100	...	...	...	...	...	...	5,000	100
Barley, Pearl.....	<i>Piculs</i>	21	183	...	...	...	...	...	...	21	183
Beancurd.....	"	816	5,584	...	...	...	...	...	...	816	5,584
Beans and Peas.....	"	25,279	49,658	...	...	...	...	...	...	25,279	49,658
Betel-nuts.....	"	5	38	...	...	...	...	...	...	5	38
Bicho de Mar, Black and White.....	"	6	291	...	...	...	...	...	...	6	291
Birds Nests, 1st Quality.....	<i>Catties</i>	3	71	...	...	...	...	...	...	3	71
" 2nd ".....	"	54	1,032	...	...	...	...	...	...	54	1,032
" 3rd ".....	"	521	1,657	...	...	...	...	...	...	521	1,657
Books, Chinese.....	<i>Piculs</i>	902	19,543	...	...	...	...	...	...	899	19,458
Braid, Llama.....	"	87	11,768	...	...	...	...	3	85	87	11,768
Brassware.....	"	24	818	...	...	...	...	...	...	23	818
Butter and Cheese.....	<i>Value</i>	...	464	...	...	...	...	...	...	...	464
Caps, Felt.....	<i>Pieces</i>	2,824	312	...	...	...	...	...	...	2,824	312
" Silk.....	"	8,414	2,459	...	...	...	...	...	...	8,414	2,459
Cardamoms, Inferior.....	<i>Piculs</i>	48	975	...	...	...	...	...	...	48	975
" Superior.....	"	7	592	...	...	...	...	...	...	7	592
Cassia Lignea.....	"	45	707	...	...	...	...	...	...	45	707
" Refuse.....	"	9	24	...	...	...	...	...	...	9	24
" Twigs.....	"	22	77	...	...	...	...	...	...	22	77
Cement.....	"	384	365	...	...	...	...	...	...	384	365
Chinaware, Coarse.....	"	147	1,500	...	...	...	...	...	...	147	1,500
" Fine.....	"	2	76	...	...	...	...	...	...	2	76
Cigarettes.....	<i>Value</i>	...	315	...	...	...	...	...	...	...	315
Cigars.....	"	...	209	...	...	...	...	...	...	...	209
Cinnabar.....	<i>Piculs</i>	1	43	...	...	...	...	...	...	1	43
Cinnamon.....	"	51	5,358	...	...	...	...	...	...	51	5,358
Clocks.....	<i>Pieces</i>	500	731	...	...	...	...	...	...	500	731
Cloth, Native (Nankeens).....	<i>Piculs</i>	1,113	49,182	...	...	...	...	...	...	1,113	49,182
Clothing.....	<i>Value</i>	...	636	...	...	...	...	...	...	...	636
Cloves.....	<i>Piculs</i>	25	359	...	...	...	...	...	...	25	359
Coal.....	<i>Tons</i>	420	2,537	...	...	63	380	...	...	357	2,157
Cotton, Raw.....	<i>Piculs</i>	1,684	30,282	...	...	...	...	...	...	1,684	30,282
Cutch.....	"	93	1,028	...	...	...	...	...	...	93	1,028
Dates, Black.....	"	59	233	...	...	...	...	...	...	59	233
" Red.....	"	1,515	4,796	...	...	...	...	...	...	1,515	4,796
Dyes and Colours :—											
Aniline.....	<i>Value</i>	...	12,437	...	...	...	...	...	...	...	12,437
Indigo, Pure, Liquid, and Indoin.....	<i>Piculs</i>	4	7	...	...	...	...	...	...	4	7
Ultramarine.....	"	3	54	...	...	...	...	...	...	3	54
Unclassed.....	"	7	118	...	...	...	...	...	...	7	118
Fans, Fancy.....	<i>Pieces</i>	100	42	...	...	...	...	...	...	100	42
" Paper.....	"	18,278	384	...	...	...	...	...	...	18,278	384



TABLE No. III.—TRADE IN FOREIGN GOODS.—Imports and Re-exports—Continued.

DESCRIPTION OF GOODS.	Classifier of Quantity.	IMPORTS FROM FOREIGN COUNTRIES AND HONGKONG.		IMPORTS FROM CHINESE PORTS.		RE-EXPORTS TO FOREIGN COUNTRIES AND HONGKONG.		RE-EXPORTS TO CHINESE PORTS.		NET TOTAL IMPORTS.	
		Quantity.	Value.	Quantity.	Value.	Quantity.	Value.	Quantity.	Value.	Quantity.	Value.
Fishery Products, Unclassed	Piculs	41	Hk. \$316	...	Hk. \$...	...	Hk. \$...	...	Hk. \$...	41	Hk. \$316
Flour	"	28,877	93,829	...	...	...	...	...	...	28,877	93,829
Flowers, Artificial	Value	...	25	...	...	...	...	...	...	...	25
Fruits, Fresh and Dried	Piculs	2,009	4,135	...	...	...	...	...	...	2,009	4,135
Fungus	"	35	691	...	...	...	...	...	...	35	691
Ginseng, American, Clarified	Catties	4,053	35,788	...	...	...	...	...	...	4,053	35,788
" " Crude	"	12	98	...	...	...	...	...	...	12	98
" Japan, Crude	"	2,879	3,973	...	...	...	...	...	...	2,879	3,973
" Korean, Clarified	"	34	845	...	...	...	...	...	...	34	845
" Native	"	591	639	...	...	...	...	...	...	591	639
Glass, Plate, Silvered	Sq. feet	119	79	...	...	...	...	...	...	119	79
" Window	Boxes	162	653	...	...	...	...	...	...	162	653
Glassware	Piculs	260	4,249	...	...	...	...	...	...	260	4,249
Graphophones and Accessories	Value	...	56	...	...	...	...	...	...	...	56
Grasscloth, Coarse	Piculs	4	234	...	...	...	...	...	...	4	234
Gum, Dragon's Blood	"	1	25	...	...	...	...	...	...	1	25
" Myrrh	"	11	84	...	...	...	...	...	...	11	84
" Olibanum	"	12	73	...	...	...	...	...	...	12	73
Hams and Bacon	"	36	957	...	...	...	...	...	...	36	957
Hemp	"	2,786	27,087	...	...	...	...	...	...	2,786	27,087
Hosiery	Dozens	1,104	1,369	...	...	...	...	...	...	1,104	1,369
Isinglass, Vegetable	Piculs	11	370	...	...	...	...	...	...	11	370
Lamps and Lampware	Value	...	4,175	...	...	...	...	...	...	...	4,175
Liquorice	Piculs	249	2,894	...	...	...	...	...	...	249	2,894
Lily Flowers, Dried	"	2,148	15,722	...	...	...	...	...	...	2,148	15,722
Looking-glasses and Mirrors	Pieces	100,151	2,025	...	...	...	...	...	...	100,151	2,025
Machinery, and Parts of	Value	...	195	...	...	...	...	...	...	...	195
Matches, Wood, Japan	Gross	245,593	74,307	...	...	...	...	...	...	245,593	74,307
Medicines	Value	...	66,770	...	...	...	10	...	...	...	66,760
Milk, Condensed, in Tins	Dozens	1,113	1,872	...	...	...	...	...	...	1,113	1,872
Mushrooms	Piculs	29	1,092	...	...	...	...	...	...	29	1,092
Mussels, Dried	"	72	798	...	...	...	...	...	...	72	798
Needles	Mille	10,096	1,809	...	...	...	...	...	...	10,096	1,809
Nutgalls	Piculs	103	1,406	...	...	...	...	...	...	103	1,406
Nutmegs	"	6	164	...	...	...	...	...	...	6	164
Oil, Kerosene, American	Galls.	889,700	173,472	...	...	...	...	...	...	889,700	173,472
" " Burma	"	42,000	5,586	...	...	...	...	...	...	42,000	5,586
" " Russian	"	128,495	19,374	...	...	...	...	...	...	128,495	19,374
" " Sumatra	"	259,046	42,072	...	...	...	...	...	...	259,046	42,072
" Wood	Piculs	1,393	11,146	...	...	...	...	...	...	1,393	11,146
Opium Husk	"	39	6,036	...	...	...	...	...	...	39	6,036
Paints, Assorted	"	6	91	...	...	...	...	...	...	6	91
Paper, 1st Quality	"	101	951	...	...	...	...	...	...	101	951
" 2nd "	"	1,122	5,429	...	...	...	...	...	...	1,122	5,429
" Joss	"	3,521	13,657	...	...	...	...	...	...	3,521	13,657
Pepper, Black	"	62	852	...	...	...	...	...	...	62	852
" White	"	13	311	...	...	...	...	...	...	13	311
Perfumery	Value	...	1,371	...	...	...	...	...	...	...	1,371
Persimmons, Dried	Piculs	304	1,479	...	...	...	...	...	...	304	1,479
Prawns and Shrimps, Dried	"	77	1,304	...	...	...	...	...	...	77	1,304
Preserves	"	100	1,155	...	...	...	...	...	...	100	1,155
Provisions	Value	...	8,657	...	...	...	96	...	...	...	8,657
Putchuck	Piculs	19	229	...	...	...	...	...	...	19	229
Raisins	"	65	4,702	...	...	...	...	...	...	65	4,702
Rattans, Split and Whole	"	112	474	...	...	...	...	...	...	112	474
Rhubarb	"	25	211	...	...	...	...	...	...	25	211
Rice	"	87,595	235,218	...	...	...	...	...	...	87,595	235,218
Sanshu	"	236	2,291	...	...	...	...	...	...	236	2,291
Sandalwood	"	68	92	...	...	...	...	...	...	68	92
Sapanwood	"	41	122	...	...	...	...	...	...	41	122

TABLE No. III.—TRADE IN FOREIGN GOODS.—Imports and Re-exports—Continued.

DESCRIPTION OF GOODS.	Classifier of Quantity.	IMPORTS FROM FOREIGN COUNTRIES AND HONGKONG.		IMPORTS FROM CHINESE PORTS.		RE-EXPORTS TO FOREIGN COUNTRIES AND HONGKONG.		RE-EXPORTS TO CHINESE PORTS.		NET TOTAL IMPORTS.	
		Quantity.	Value.	Quantity.	Value.	Quantity.	Value.	Quantity.	Value.	Quantity.	Value.
			<i>Hk. Ts</i>		<i>Hk. Ts</i>		<i>Hk. Ts</i>		<i>Hk. Ts</i>		<i>Hk. Ts</i>
Seaweed, Cut.....	<i>Piculs</i>	18	120	...	...	...	...	...	...	18	120
Seed, Apricot.....	"	48	1,178	...	...	...	...	...	...	48	1,178
" Lily.....	"	85	976	...	...	...	...	...	...	85	976
" Lucraban.....	"	56	113	...	...	...	...	...	...	56	113
" Melon.....	"	13	169	...	...	...	...	...	...	13	169
" Olive.....	"	19	473	...	...	...	...	...	...	19	473
" Sesamum.....	"	137	703	...	...	...	...	...	...	137	703
" Vegetable.....	"	352	2,333	...	...	...	...	...	...	352	2,333
Shell-fish.....	"	43	1,355	...	...	...	...	...	...	43	1,355
Shoes and Boots, India-rubber.....	<i>Pairs</i>	2,205	1,852	...	...	...	...	...	...	2,205	1,852
" " Silk and Cotton.....	"	7,996	5,597	...	...	...	...	...	...	7,996	5,597
Soap, Bar.....	<i>Piculs</i>	164	1,875	...	...	...	...	...	...	164	1,875
Soda Ash.....	"	1	2	...	...	...	...	...	...	1	2
Sugar Candy.....	"	374	2,855	...	...	...	...	...	...	374	2,855
" White.....	"	547	2,899	...	...	...	...	...	...	547	2,899
Tea, Black.....	"	126	4,476	...	...	...	...	...	...	126	4,476
" Stalk.....	"	172	1,377	...	...	...	...	...	...	172	1,377
Timber, Piles and Poles.....	<i>Sq. feet</i>	5,118	114	...	...	...	...	...	...	5,118	114
" Planks, Hard-wood.....	<i>Cub. ft.</i>	3,606	21,744	...	...	...	...	...	...	3,606	21,744
" " Teak.....	"	1,143	1,086	...	...	...	...	...	...	1,143	1,086
Tin-foil.....	<i>Piculs</i>	56	3,491	...	...	...	...	377	...	50	3,114
Tobacco, Prepared.....	"	14	619	...	...	...	6	...	...	14	619
Umbrella Covers, Frames, and Parts.....	<i>Value</i>	...	2,993	...	...	...	...	...	...	...	2,993
Umbrellas, Japanese.....	<i>Pieces</i>	6,000	2,846	...	...	...	...	...	...	6,000	2,846
Varnish.....	<i>Piculs</i>	137	2,001	...	...	...	...	...	...	137	2,001
Vermicelli and Macaroni.....	"	9,261	98,981	...	...	...	...	...	...	9,261	98,981
Waters, Aerated and Mineral.....	<i>Value</i>	...	862	...	...	...	...	...	...	...	862
Wax, White, Japan.....	<i>Piculs</i>	113	6,008	...	...	...	...	...	...	113	6,008
Wines.....	<i>Value</i>	...	4,028	...	...	...	...	...	...	...	4,028
Sundries, Unenumerated.....	"	...	35,287	...	...	...	218	...	...	...	35,069
<b>TOTAL.....</b>	<b><i>Hk. Ts</i></b>		<b>2,462,376</b>				<b>1,442</b>		<b>464</b>		<b>2,460,470</b>

## SUMMARY.

IMPORTS from Hongkong.....	<i>Hk. Ts</i>	2,389,044
" " Singapore.....	"	1,518
" " Russian Manchuria.....	"	71
" " Cochin China, Tonkin, and Annam.....	"	70,196
" " Siam.....	"	1,547
Total from Foreign Countries.....	<i>Hk. Ts</i>	2,462,376
<b>TOTAL FOREIGN IMPORTS.....</b>	<b><i>Hk. Ts</i></b>	<b>2,462,376</b>
RE-EXPORTS to Hongkong.....	<i>Hk. Ts</i>	959
" " Cochin China, Tonkin, and Annam.....	"	483
Total to Foreign Countries.....	<i>Hk. Ts</i>	1,442
RE-EXPORTS to Pakhoi.....	<i>Hk. Ts</i>	464
Total to Chinese Ports.....	<i>Hk. Ts</i>	464
<b>TOTAL FOREIGN RE-EXPORTS.....</b>	<b><i>Hk. Ts</i></b>	<b>1,906</b>
<b>NET TOTAL FOREIGN IMPORTS.....</b>	<b><i>Hk. Ts</i></b>	<b>2,460,470</b>

TABLE No. IV.—TRADE IN NATIVE PRODUCE.—Imports and Re-exports.

DESCRIPTION OF GOODS.	Classifier of Quantity.	IMPORTS FROM CHINESE PORTS.		RE-EXPORTS TO CHINESE PORTS.		RE-EXPORTS TO FOREIGN COUNTRIES AND HONGKONG.		NET TOTAL IMPORTS.	
		Quantity.	Value.	Quantity.	Value.	Quantity.	Value.	Quantity.	Value.
			<i>Hk. Ts.</i>		<i>Hk. Ts.</i>		<i>Hk. Ts.</i>		<i>Hk. Ts.</i>
Alum, Green.....	<i>Piculs</i>	34	53	...	...	...	...	34	53
Beancurd.....	"	108	425	...	...	...	...	108	425
Beans.....	"	858	1,733	...	...	...	...	858	1,733
Books, Printed.....	"	24	548	...	...	...	...	24	548
China ware, Coarse.....	"	36	282	...	...	...	...	36	282
Cloth, Native (Nankeens).....	"	212	9,701	...	...	...	...	212	9,701
Dates, Red.....	"	48	175	...	...	...	...	48	175
Fans, Fancy.....	<i>Pieces</i>	18,670	715	...	...	...	...	18,670	715
" Gauze.....	"	3,900	487	...	...	...	...	3,900	487
Felt.....	"	600	76	...	...	...	...	600	76
Grasscloth, Coarse.....	<i>Piculs</i>	3	185	...	...	...	...	3	185
Hemp.....	"	402	4,047	...	...	...	...	402	4,047
Medicines.....	<i>Value</i>	...	306	...	...	...	...	...	306
Paper, 1st Quality.....	<i>Piculs</i>	1,118	11,334	...	...	...	...	1,118	11,334
" 2nd ".....	"	5,940	29,166	...	...	...	...	5,940	29,166
" Joss.....	"	234	2,762	...	...	...	...	234	2,762
Persimmons, Dried.....	"	59	294	...	...	...	...	59	294
Pottery and Earthenware.....	"	67	92	...	...	...	...	67	92
Provisions.....	<i>Value</i>	...	687	...	...	...	...	...	687
Samshu.....	<i>Piculs</i>	30	303	...	...	...	...	30	303
Seaweed.....	"	46	312	...	...	...	...	46	312
Seed, Vegetable.....	"	670	5,476	...	...	...	...	670	5,476
Shoes and Boots, Silk and Cotton.....	<i>Pairs</i>	152	106	...	...	...	...	152	106
Timber, Planks, Soft-wood.....	<i>Sq. feet</i>	1,200	34	...	...	...	...	1,200	34
" Piles and Poles.....	<i>Pieces</i>	200	120	...	...	...	...	200	120
Tin-foil.....	<i>Piculs</i>	280	16,749	...	...	...	...	280	16,749
Vegetables, Dried and Salted.....	"	39	316	...	...	...	...	39	316
Vermicelli.....	<i>Piculs</i>	6	57	...	...	...	...	6	57
Sundries, Unenumerated.....	<i>Value</i>	...	1,714	...	...	...	...	...	1,714
<b>TOTAL.....</b>	<i>Hk. Ts.</i>	.....	88,255	.....	.....	.....	.....	.....	88,255

## SUMMARY.

IMPORTS from Swatow.....	<i>Hk. Ts.</i>	88,237
" " Pakhoi.....	"	18
Total from Chinese Ports.....	<i>Hk. Ts.</i>	88,255
<b>TOTAL NATIVE IMPORTS.....</b>	<i>Hk. Ts.</i>	<b>88,255</b>

TABLE No. V.—TRADE IN NATIVE PRODUCE.—Exports and Re-exports.

DESCRIPTION OF GOODS.	Classifier of Quantity.	EXPORTS TO FOREIGN COUNTRIES.		EXPORTS TO HONGKONG.		EXPORTS TO CHINESE PORTS.		TOTAL RE-EXPORTS TO FOREIGN COUNTRIES, HONGKONG, AND CHINESE PORTS.		TOTAL EXPORTS (including Re-exports).	
		Quantity.	Value. Hk. Ts.	Quantity.	Value. Hk. Ts.	Quantity.	Value. Hk. Ts.	Quantity.	Value. Hk. Ts.	Quantity.	Value. Hk. Ts.
Agar-agar	Piculs	...	...	264	3,401	1	18	...	...	265	3,419
Bags, Gunny and Straw	Pieces	1,053,520	32,170	164,460	6,148	5,170	277	...	...	1,223,150	38,595
Beans	Piculs	...	...	41	95	282	657	...	...	323	752
Betel-nut Husk	"	...	...	641	493	28	22	...	...	669	515
Betel-nuts	"	...	...	9,658	97,413	2,111	21,977	...	...	11,769	119,390
Bicho de Mar, Black and White	"	...	...	12	206	21	409	...	...	33	615
Brass Gongs and Cymbals	"	21	1,393	...	...	...	...	...	...	21	1,393
Cattle	Head	...	...	4,597	89,537	...	...	...	...	4,597	89,537
Cocoa-nut-shellware	Value	...	52	...	160	...	281	...	...	...	493
Coir	Piculs	...	...	1,072	2,917	64	175	...	...	1,136	3,092
Cuttle-fish	"	...	...	1,277	34,027	...	...	...	...	1,277	34,027
Eggs, Fresh	Pieces	...	...	8,296,200	44,801	...	...	...	...	8,296,200	44,801
Feathers, Duck, Fowl, etc.	Piculs	...	...	56	506	...	...	...	...	56	506
Fish, Dried and Salt	"	...	...	3,917	18,684	...	...	...	...	3,917	18,684
" Heads	"	...	...	63	1,042	9	158	...	...	71	1,200
" Maws	"	...	...	102	989	...	...	...	...	102	989
" Skins	"	...	...	58	611	23	244	...	...	81	855
Galangal	"	...	...	17,092	29,397	197	339	...	...	17,289	29,736
Glue, Cow	"	...	...	1,107	7,939	2,267	16,254	...	...	3,374	24,193
Grasscloth, Coarse	"	...	...	12	774	3	221	...	...	15	995
" Fine	"	1	7	424	51,611	160	19,561	...	...	585	71,179
Ground-nut Cake	"	...	...	4,683	12,271	2,304	6,036	...	...	6,987	18,307
Hemp	"	817	26,799	892	29,243	2,122	69,594	...	...	3,831	125,636
Hides, Buffalo and Cow	"	45	560	1,853	22,981	59	727	...	...	1,957	24,268
Honey	"	...	...	1,463	12,387	235	1,987	...	...	1,698	14,374
Horns, Antelope and Deer	"	...	...	12	132	...	...	...	...	12	132
" Buffalo and Cow	"	55	493	329	2,930	...	...	...	...	384	3,423
Indigo, Liquid	"	78	183	...	...	...	...	...	...	78	183
Leather	"	8	140	2,769	49,017	1,629	28,828	...	...	4,406	77,985
" Trunks	"	379	11,813	81	2,517	88	2,756	...	...	548	17,086
Lichees, Dried	"	25	175	3,162	22,480	...	...	...	...	3,187	22,655
Lung-ngan Pulp	"	...	...	1,724	41,565	...	...	...	...	1,724	41,565
Mats, Straw	Pieces	74,240	3,957	97,040	5,172	5,240	279	...	...	176,520	9,408
Medicines	Value	...	405	...	43,479	...	9,151	...	...	...	53,035
Oil, Cocoa-nut	Piculs	...	...	1,171	11,831	...	...	...	...	1,171	11,831
" Ground-nut	"	...	...	...	...	26	333	...	...	26	333
" Sesamum	"	...	...	19	229	...	...	...	...	19	229
Paper, 1st Quality	"	...	...	66	846	11	141	...	...	77	987
" 2nd "	"	1	4	3	19	...	...	...	...	4	23
Pigs	No.	18	243	65,288	881,388	...	...	...	...	65,306	881,631
Poultry	"	...	...	246,872	26,669	...	...	...	...	246,872	26,669
Provisions	Value	...	830	...	6,731	...	6	...	...	...	7,567
Rattans, Split and Whole	Piculs	...	...	85	365	137	590	...	...	222	955
Seed, Melon	"	...	...	2,973	27,437	82	760	...	...	3,055	28,197
" Sesamum	"	...	...	4,366	28,905	...	...	...	...	4,366	28,905
Sharks Fins, Black	"	...	...	109	2,701	25	632	...	...	134	3,333
" White	"	...	...	114	3,939	46	1,587	...	...	160	5,526
Shell-fish	"	4	112	23	779	...	...	...	...	27	891
Silk, Raw, Wild	"	...	...	87	10,473	...	...	...	...	87	10,473
" Fish-lines	"	1	110	27	11,243	...	...	...	...	28	11,353
Sinews, Buffalo and Cow	"	...	...	204	1,494	2	11	...	...	206	1,505
Skins, (Furs) Antelope	"	115	1,561	172	2,328	...	...	...	...	287	3,889
" Deer	Pieces	200	61	25,327	7,786	...	...	...	...	25,527	7,847
Sugar, Brown	Piculs	...	...	129,416	455,545	...	...	...	...	129,416	455,545
" White	"	...	...	9,367	50,957	...	...	...	...	9,367	50,957
Tallow, Animal	"	...	...	951	10,460	12	133	...	...	963	10,593
Tobacco, Leaf	"	243	2,525	...	...	...	...	...	...	243	2,525
" Prepared	"	26	506	33	660	...	...	...	...	59	1,166
Tung Leaves	"	...	...	433	1,176	...	...	...	...	433	1,176

TABLE No. V.—TRADE IN NATIVE PRODUCE.—Exports and Re-exports—Continued.

DESCRIPTION OF GOODS.	Classifier of Quantity.	EXPORTS TO FOREIGN COUNTRIES.		EXPORTS TO HONGKONG.		EXPORTS TO CHINESE PORTS.		TOTAL RE-EXPORTS TO FOREIGN COUNTRIES, HONGKONG, AND CHINESE PORTS.		TOTAL EXPORTS (including Re-exports).	
		Quantity.	Value.	Quantity.	Value.	Quantity.	Value.	Quantity.	Value.	Quantity.	Value.
			<i>Hk. Ts</i>		<i>Hk. Ts</i>		<i>Hk. Ts</i>		<i>Hk. Ts</i>		<i>Hk. Ts</i>
Turtles.....	<i>Piculs</i>	...	...	63	2,283	...	...	...	...	63	2,283
Wax, Yellow.....	"	...	...	142	6,969	...	...	...	...	142	6,969
Wood, Fragrant.....	"	...	...	33	3,444	...	...	...	...	33	3,444
Sundries, Unenumerated.....	<i>Value</i>	...	2,568	...	5,528	...	1,957	...	...	...	10,053
TOTAL.....	<i>Hk. Ts</i>	...	86,667	...	2,197,110	...	186,101	...	...	...	2,469,878

## SUMMARY.

To—	EXPORTS.		RE-EXPORTS.		TOTAL EXPORTS AND RE-EXPORTS.	
	<i>Hk. Ts</i>	<i>Hk. Ts</i>	<i>Hk. Ts</i>	<i>Hk. Ts</i>	<i>Hk. Ts</i>	<i>Hk. Ts</i>
Singapore.....	8,752	...	...	...	8,752	...
Cochin China, Tonkin, and Annam..	64,143	...	...	...	64,143	...
Siam.....	13,772	...	...	...	13,772	...
Hongkong.....	2,197,110	...	...	...	2,197,110	...
Total to Foreign Countries.....	2,283,777	...	...	...	2,283,777	...
Swatow.....	161,843	...	...	...	161,843	...
Pakhoi.....	24,258	...	...	...	24,258	...
Total to Chinese Ports.....	186,101	...	...	...	186,101	...
GRAND TOTAL.....	2,469,878	...	...	...	2,469,878	...

TABLE No. VI.—TRANSIT TRADE.

a.—Table showing the Destinations of the various Goods forwarded under Transit Passes to the Interior during the Year 1904.

DESCRIPTION OF GOODS.	Classifier of Quantity.	KWANGTUNG.	
		Quantity.	Value.
<b>COTTON GOODS.</b>			
Cotton Blankets.....	<i>Pieces</i>	540	<i>Hk. Ts</i> 259
<b>METALS.</b>			
Iron and Mild Steel, New :—			
Bars.....	<i>Piculs</i>	1	4
Nail-rod.....	"	706	2,520
Plate Cuttings.....	"	94	350
Sheets and Plates.....	"	1	3
Unclassed.....	"	10	64
<b>SUNDRIES.</b>			
Beans.....	<i>Piculs</i>	1,586	3,585
Flour, American.....	"	4,602	16,363
Hemp.....	"	30	90
Matches, Wood, Japan.....	<i>Gross</i>	3,541	1,099
Oil, Kerosene, American.....	<i>Gallons</i>	338,370	75,115
" " Russian.....	"	101,530	21,727
" " Sumatra.....	"	38,580	7,876
" Sesamum.....	<i>Piculs</i>	157	1,517
" Wood.....	"	312	3,195
Sandalwood Powder.....	"	19	137
Sugar, White.....	"	55	332
<b>TOTAL.....</b>	<i>Hk. Ts</i>		134,236

b.—Table showing the Provinces from which Native Goods were brought under Transit Passes during the Year 1904.

DESCRIPTION OF GOODS.	Classifier of Quantity.	KWANGTUNG.	
		Quantity.	Value.
<i>Hk. Ts</i>			
Bags, Straw.....	<i>Pieces</i>	111,190	3,419
Galangal.....	<i>Piculs</i>	16,209	20,928
Mats, Straw.....	<i>Pieces</i>	9,000	369
Medicines.....	<i>Piculs</i>	115	591
Oil, Cocoa-nut.....	"	165	1,522
Sea Shells.....	"	210	376
Sugar, Brown.....	"	37,557	102,313
" White.....	"	10,547	50,146
<b>TOTAL.....</b>	<i>Hk. Ts</i>		179,664

c.—Table showing the Number of Passes issued for, and the Amount of Duties collected on, Foreign Goods forwarded to the Interior under Transit Passes, as divided between the various Nationalities, during the Year 1904.

QUARTER.	GERMAN.		FRENCH.		CHINESE.		TOTAL.	
	No. of Passes.	Transit Dues.	No. of Passes.	Transit Dues.	No. of Passes.	Transit Dues.	No. of Passes.	Transit Dues.
		<i>Hk. Tam.c.c.</i>		<i>Hk. Tam.c.c.</i>		<i>Hk. Tam.c.c.</i>		<i>Hk. Tam.c.c.</i>
1st quarter.....	6	10.6.0.5	37	51.2.0.5	382	561.1.6.7	425	622.9.7.7
2nd „ .....	11	40.4.9.5	25	25.7.2.5	285	356.6.8.1	321	422.9.0.1
3rd „ .....	140	345.5.5.5	17	22.6.4.5	294	342.0.2.5	451	710.2.2.5
4th „ .....	105	276.7.8.0	13	20.1.9.5	123	315.0.2.2	241	611.9.9.7
TOTAL.....	262	673.4.3.5	92	119.7.7.0	1,084	1,574.8.9.5	1,438	2,368.1.0.0

d.—Table showing the Number of Passes surrendered for, and the Amount of Duties collected on, Native Goods brought from the Interior under Transit Passes, as divided between the various Nationalities, during the Year 1904.

QUARTER.	GERMAN.		FRENCH.		TOTAL.	
	No. of Passes.	Transit Dues.	No. of Passes.	Transit Dues.	No. of Passes.	Transit Dues.
		<i>Hk. Tam.c.c.</i>		<i>Hk. Tam.c.c.</i>		<i>Hk. Tam.c.c.</i>
1st quarter.....	4	65.8.5.1	30	395.9.9.1	34	461.8.4.2
2nd „ .....	7	121.0.2.0	51	683.4.5.6	58	804.4.7.6
3rd „ .....	45	699.5.1.7	121	2,150.4.3.7	166	2,849.9.5.4
4th „ .....	5	63.9.3.5	4	56.0.2.5	9	119.9.6.0
TOTAL.....	61	950.3.2.3	206	3,285.9.0.9	267	4,236.2.3.2

TABLE No. VII.—DUTIES.

a.—Duties paid under each Flag, for the Year ended 31st December 1904.

FLAG.	IMPORT.	EXPORT.	COAST TRADE.	TONNAGE.	TRANSIT.	OPIMUM LIKIN.	TOTAL.
	<i>Hk. Tam.c.c.</i>	<i>Hk. Tam.c.c.</i>	<i>Hk. Tam.c.c.</i>	<i>Hk. Tam.c.c.</i>	<i>Hk. Tam.c.c.</i>	<i>Hk. Tam.c.c.</i>	<i>Hk. Tam.c.c.</i>
British.....	620.7.4.7	2,490.0.1.8	...	1,441.2.0.0	...	...	4,551.9.6.5
German.....	53,407.8.0.2	29,085.8.6.0	2,377.3.2.4	9,128.0.0.0	1,623.7.5.8	26,083.6.0.0	121,706.3.4.4
French.....	19,741.9.2.4	12,944.7.3.0	0.5.9.6	2,497.5.0.0	3,405.6.7.9	9,730.0.0.0	48,320.4.2.9
Norwegian.....	350.0.0.0	607.1.7.3	...	...	...	...	957.1.7.3
Chinese.....	128.1.9.0	137.1.4	6.8.5.9	12.3.0.0	1,574.8.9.5	206.0.0.0	1,941.9.5.8
On Opium.....	13,507.3.5.0	...	...	...	...	...	13,507.3.5.0
TOTAL.....	87,756.0.1.3	45,141.4.9.5	2,384.7.7.9	13,079.0.0.0	6,604.3.3.2	36,019.6.0.0	190,985.2.1.9*

\* 1 Drawback marked for cash payment during the year, to be deducted from this total .....*Hk. Tam.* 1.5.5.0

b.—Comparative Table of Duties collected, for the Years 1895 to 1904.

YEARS.	IMPORT (exclusive of Opium).	EXPORT (exclusive of Opium).	COAST TRADE (exclusive of Opium).	OPIMUM (Import, Export, and Coast Trade).	TONNAGE.	TRANSIT.	OPIMUM LIKIN.	TOTAL.
	<i>Hk. Tam.c.c.</i>	<i>Hk. Tam.c.c.</i>	<i>Hk. Tam.c.c.</i>	<i>Hk. Tam.c.c.</i>	<i>Hk. Tam.c.c.</i>	<i>Hk. Tam.c.c.</i>	<i>Hk. Tam.c.c.</i>	<i>Hk. Tam.c.c.</i>
1895.....	33,404.0.0.8	24,593.2.4.0	9.7.2.1	8,734.1.2.5	7,606.0.0.0	2,310.0.8.7	23,291.0.0.0	99,948.1.8.1
1896.....	38,553.4.5.6	26,628.8.2.9	27.2.8.2	10,964.6.2.5	13,087.1.0.0	3,031.3.8.3	29,239.0.0.0	121,531.6.7.5
1897.....	39,351.1.9.2	41,579.6.6.2	72.6.5.9	16,360.9.1.3	10,450.0.0.0	7,531.6.4.8	43,629.1.0.0	158,975.1.7.4
1898.....	38,113.4.5.4	38,231.2.9.8	67.1.3.5	19,198.9.5.0	6,136.0.0.0	3,703.8.9.6	51,197.2.0.0	156,647.9.3.3
1899.....	47,355.8.4.7	48,959.1.0.6	266.8.4.3	23,713.3.5.0	11,072.2.0.0	6,539.5.1.3	63,235.6.0.0	201,142.4.5.9
1900.....	52,439.4.4.8	32,024.3.9.0	37.2.1.6	15,957.3.0.0	10,746.8.0.0	4,027.0.2.5	42,552.8.0.0	157,784.9.7.9
1901.....	66,722.2.7.7	47,065.4.2.7	251.7.8.9	11,473.2.0.0	11,130.4.0.0	11,000.6.4.5	30,595.2.0.0	187,238.9.3.8
1902.....	70,866.1.7.7	57,472.3.7.6	42.3.5.0	12,671.4.0.0	16,134.2.0.0	11,003.3.9.7	33,790.4.0.0	201,980.3.0.0
1903.....	74,009.5.6.2	35,739.9.6.8	386.1.3.8	5,687.2.5.0	12,388.4.0.0	4,393.3.5.3	15,166.0.0.0	147,770.6.7.1
1904.....	74,248.6.6.3	45,141.4.9.5	2,384.7.7.9	13,507.3.5.0	13,079.0.0.0	6,604.3.3.2	36,019.6.0.0	190,985.2.1.9



## B.—SPECIAL TABLES.

TABLE No. I.—IMPORT TRADE.

Comparative Table of the principal Articles of Import, for the Years 1895 to 1904.

DESCRIPTION OF GOODS.	Classifier of Quantity.	1895.	1896.	1897.	1898.	1899.	1900.	1901.	1902.	1903.	1904.
<b>OPIUM.</b>											
Benares .....	<i>Piculs</i>	7	...	10	42	102	85	49	21	2	5
Malwa .....	"	28	7	1	...	...	...	...	...	...	...
Patna .....	"	256	358	534	598	688	447	333	401	187	445
<b>COTTON GOODS.</b>											
Shirtings, Grey .....	<i>Pieces</i>	6,316	9,171	10,289	7,122	8,371	8,878	12,545	4,787	7,464	7,453
" White, Plain .....	"	...	...	...	...	...	...	...	...	18,307	19,512
Shirtings, White, Figured, Brocaded, Striped, and Spotted .....	"	16,029	19,726	17,399	12,084	17,645	20,323	22,469	14,269	...	...
Drills, English .....	"	492	525	573	542	509	418	71	50	953	340
T-Cloths, English .....	"	...	...	...	...	...	...	...	...	348	340
" Japanese .....	"	10,316	13,868	12,831	13,553	16,317	16,135	14,309	13,517	13,677	11,726
Cambries, Lawns, and Muslins, White, Dyed, and Printed .....	"	...	...	...	...	...	...	...	...	3,441	2,566
Lenos and Balzarines, White, Dyed, and Printed .....	"	1,266	2,523	1,964	1,721	3,292	2,944	3,509	2,389	838	2,477
Printed Chintzes, Plain Cotton Prints, and Printed Shirtings .....	"	...	...	...	...	...	...	...	...	1,876	2,479
" Drills, Furnitures, and Twills .....	"	634	1,018	349	394	1,080	1,025	546	459	369	763
Cotton Italians, Plain, Fast Black .....	"	...	...	...	...	...	...	...	...	418	737
" Lastings, Plain .....	"	39	155	110	92	602	908	1,012	1,620	2,591	4,404
" Figured .....	"	179	114	118	207	912	1,008	1,041	1,484	316	1,727
Dyed Shirtings, Figured, Brocaded, and Spotted .....	"	117	285	81	127	801	1,558	744	301	560	1,447
" Shirtings and Sheetings, Plain .....	"	...	...	...	...	...	...	...	...	110	76
" Hongkong .....	"	657	1,213	2,221	679	2,195	3,515	10,191	6,713	2,474	1,016
Turkey Red Shirtings .....	"	559	587	572	431	1,012	1,876	1,719	1,776	5,586	11,677
Cotton Flannel, Plain, Dyed, and Printed .....	"	...	...	...	...	460	721	516	216	1,829	2,620
" Flannel, Plain, Dyed, and Printed, Japanese .....	"	303	715	319	552	1,630	1,658	3,531	1,119	1,111	545
Japanese Cotton Cloth .....	"	266	810	1,328	381	1,514	7,690	6,919	2,950	1,821	2,697
" Crape .....	"	2,486	4,113	2,995	3,321	6,251	5,941	8,864	6,401	1,237	2,567
Velvets and Velveteens, Plain, 22 inches .....	"	136	197	223	108	210	435	463	279	4,745	3,776
" and Velveteens, Printed or Embossed .....	"	25	34	26	...	5	4	5	9	513	983
Handkerchiefs .....	<i>Dozens</i>	1,582	1,715	1,363	549	899	1,591	2,100	2,492	10	...
Towels, other kinds .....	"	4,481	4,507	4,188	2,983	5,389	11,210	14,463	10,377	2,095	2,357
Cotton Yarn, Indian .....	<i>Piculs</i>	15,789	16,704	15,000	19,329	20,826	20,553	21,414	13,066	18,248	22,372
<b>WOOLLEN &amp; COTTON MIXTURES.</b>											
Alpacas, Lustres, Orleans, and Sicilians, Plain and Figured .....	<i>Pieces</i>	68	134	62	122	199	259	246	70	150	236
<b>WOOLLEN GOODS.</b>											
Canlets, English .....	<i>Pieces</i>	330	404	264	109	389	383	325	360	365	401
Cloth, Broad, Medium, Habit, and Russian .....	"	45	115	83	59	164	158	149	74	61	57
Lastings, Plain, Figured, and Créped .....	"	98	171	121	56	170	206	125	118	130	214
Long Ells .....	"	1,604	2,471	1,670	666	2,118	2,534	2,426	1,677	2,446	1,883
Spanish Stripes .....	"	89	211	112	66	132	95	96	65	57	108
<b>MISCELLANEOUS PIECE GOODS.</b>											
Silk Piece Goods .....	<i>Piculs</i>	21	40	31	21	43	60	140	91	23	47
" " Mixtures .....	"	...	...	...	...	...	...	24	8	7	3

Comparative Table of the principal Articles of Import—Continued.

DESCRIPTION OF GOODS.	Classifier of Quantity.	1895.	1896.	1897.	1898.	1899.	1900.	1901.	1902.	1903.	1904.
<b>METALS.</b>											
Brass and Yellow Metal :—											
Sheets and Plates .....	Piculs	76	91	55	51	52	40	63	71	64	64
Iron and Mild Steel, New :—											
Bars .....	Piculs	1,438	1,714	1,446	1,204	1,226	1,197	1,385	1,458	1,401	121
Nail-rod .....	"									177	1,925
Nails, Wire .....	"	329	246	246	250	250	262	316	268	337	487
Steel, Bars .....	"	206	292	149	207	222	256	228	357	211	25
<b>SUNDRIES.</b>											
Beans and Peas .....	Piculs	20,662	18,954	21,816	14,786	22,052	20,986	32,457	31,954	29,499	25,279
Braid, Llama .....	"	58	46	40	6	30	47	81	75	75	87
Cloth, Native (Nankeens) .....	"	515	577	813	456	754	1,126	1,402	890	845	1,113
Cotton, Raw .....	"	2,899	1,973	3,296	1,980	3,223	2,830	1,701	651	1,217	1,684
Dyes, Aniline .....	{ Value, Hk. Tk. }	4,604	5,127	5,178	3,647	7,176	11,964	17,791	15,661	16,475	12,437
Flour, American .....	Piculs	24,417	19,696	12,753	12,639	24,645	25,721	29,334	38,436	28,677	28,877
Ginseng .....	"	87	90	108	95	97	97	101	106	94	76
Matches, Wood, Japan .....	Gross	201,510	233,800	238,380	250,140	274,476	220,218	220,701	238,731	228,333	245,593
Medicines .....	{ Value, Hk. Tk. }	45,190	52,249	58,849	50,964	55,925	58,192	61,815	77,476	73,223	66,760
Oil, Kerosene, American .....	Galls.	157,260	331,160	783,810	653,950	994,200	1,129,340	1,260,970	631,090	892,180	889,700
" " Russian .....	"	80,750	15,300	...	1,000	3,000	...	27,700	4,000	...	128,495
" " Sumatra .....	"	299,300	288,230	136,200	290,940	7,500	50,900	200,810	415,480	247,191	301,046
Rice .....	Piculs	93,730	63,561	15,785	195,621	205,328	44,622	20,397	509,335	108,855	87,595
Vermicelli .....	"	5,290	7,367	6,700	4,980	6,194	8,376	10,386	8,823	8,564	9,261

TABLE No. 2.—EXPORT TRADE.

Comparative Table of the principal Articles of Export, for the Years 1895 to 1904.

DESCRIPTION OF GOODS.	Classifier of Quantity.	1895.	1896.	1897.	1898.	1899.	1900.	1901.	1902.	1903.	1904.
Bags, Gunny and Straw .....	Pieces	50,925	34,960	...	132,366	321,710	950,787	722,879	486,896	454,271	1,223,150
Betel-nuts .....	Piculs	4,842	7,228	9,730	10,857	11,030	11,855	8,904	6,323	9,546	11,769
Cuttle-fish .....	"	1,084	856	969	965	2,154	1,252	1,323	1,538	1,195	1,277
Eggs, Fresh .....	Pieces	9,014,800	16,200,360	19,959,600	16,591,200	18,777,600	21,157,000	25,737,160	17,703,940	13,229,100	8,296,200
Galangal .....	Piculs	17,232	22,320	39,024	19,117	15,110	10,899	21,438	16,492	26,493	17,289
Glue, Cow .....	"	4,176	4,265	4,281	6,606	6,221	4,613	3,553	2,387	3,386	3,374
Grasscloth .....	"	589	623	831	847	679	1,093	942	789	681	600
Ground-nut Cake .....	"	19,914	22,363	23,123	12,466	11,277	6,060	4,327	2,716	984	6,987
Henip .....	"	1,521	1,655	1,784	1,959	5,287	2,395	3,493	2,872	4,106	3,831
Hides, Cow and Buffalo .....	"	2,942	1,488	1,569	7,476	10,355	3,360	115	493	1,587	1,957
Leather .....	"	3,617	2,797	3,382	5,286	7,579	5,906	4,403	3,205	4,325	4,406
Lung-ngan Pulp .....	"	568	738	1,510	1,959	4,293	1,024	2,253	2,526	1,563	1,724
Mats, Straw .....	Pieces	33,240	60,266	73,470	203,028	207,850	159,040	181,141	49,743	44,380	176,520
Medicines .....	{ Value, Hk. Tk. }	14,763	22,748	32,461	25,366	35,044	26,915	35,671	61,959	45,685	53,035
Pigs .....	No.	45,237	56,592	77,946	66,356	76,045	66,293	82,203	75,319	71,527	65,306
Poultry .....	"	340,946	427,114	585,534	530,150	583,380	433,040	485,140	367,030	256,360	246,872
Seed, Sesamum .....	Piculs	11,034	15,916	20,388	12,712	13,662	4,639	9,026	8,538	3,589	4,366
Silk, Raw, Wild .....	"	219	154	99	219	198	108	108	103	59	87
Sugar, Brown .....	"	60,224	64,698	132,249	90,619	124,851	94,332	161,912	247,485	109,396	129,416
" White .....	"	8,794	10,322	22,733	10,215	21,443	1,377	31,316	22,893	527	9,367
Tallow, Animal .....	"	1,953	2,083	2,920	3,092	2,292	1,270	824	1,258	989	963

TABLE No. 3.—VALUE OF TRADE.

Comparative Table of the Value of the Trade, for the Years 1895 to 1904.

YEARS.	IMPORTS FROM		EXPORTS TO		TOTAL IMPORTS AND EXPORTS.	RE-EXPORTS.	TREASURE.		TRANSIT TRADE.	
	Foreign Countries.	Native Ports.	Foreign Countries.	Native Ports.			Imported.	Exported.	Inwards.	Outwards.
	Hk. \$s.	Hk. \$s.	Hk. \$s.	Hk. \$s.	Hk. \$s.	Hk. \$s.	Hk. \$s.	Hk. \$s.	Hk. \$s.	Hk. \$s.
1895.....	1,305,244	528	1,084,284	16,508	2,406,564	21,391	18,986	370,439	...	91,752
1896.....	1,470,235	1,797	1,261,805	28,927	2,762,764	2,579	39,695	315,319	...	131,411
1897.....	1,464,722	12,058	1,778,715	47,526	3,303,021	2,782	159,653	399,939	15,541	318,273
1898.....	1,996,213	6,663	1,665,462	16,570	3,684,908	4,650	11,087	539,674	24,034	139,645
1899.....	2,510,261	16,061	2,142,218	56,954	4,725,494	77,788	7,617	327,915	66,012	257,269
1900.....	2,106,150	1,545	1,631,941	26,597	3,766,233	13,000	25,563	354,142	74,578	119,786
1901.....	2,295,891	7,564	2,107,695	21,673	4,432,823	2,957	25,381	267,603	95,171	492,187
1902.....	3,385,055	3,314	2,173,286	12,216	5,573,871	1,379	3,805	566,513	69,853	448,126
1903.....	2,496,614	49,203	1,954,884	30,573	4,531,274	902	32,999	267,887	91,845	139,849
1904.....	2,462,376	88,255	2,283,777	186,101	5,020,509	1,906	11,800	271,552	134,236	179,664

TABLE No. 4.—SHIPPING.

Comparative Table of Shipping, for the Years 1895 to 1904.

a.—Under General Regulations.

YEARS.	ENTERED INWARDS.						CLEARED OUTWARDS.					
	STEAMERS.		SAILING VESSELS.		TOTAL.		STEAMERS.		SAILING VESSELS.		TOTAL.	
	No.	Tons.	No.	Tons.	No.	Tons.	No.	Tons.	No.	Tons.	No.	Tons.
1895.....	316	194,440	...	...	316	194,440	316	194,440	1	348	317	194,788
1896.....	379	269,248	...	...	379	269,248	379	269,248	...	...	379	269,248
1897.....	428	273,780	...	...	428	273,780	428	273,780	...	...	428	273,780
1898.....	366	230,962	...	...	366	230,962	366	230,962	...	...	366	230,962
1899.....	423	270,264	...	...	423	270,264	423	270,264	...	...	423	270,264
1900.....	440	293,495	...	...	440	293,495	440	293,495	...	...	440	293,495
1901.....	506	351,779	...	...	506	351,779	506	351,779	...	...	506	351,779
1902.....	507	371,261	...	...	507	371,261	506	371,206	...	...	506	371,206
1903.....	481	363,884	1	123	482	364,007	480	362,882	1	123	481	363,005
1904.....	424	312,554	1	123	425	312,677	424	313,378	1	123	425	313,501

b.—Under Inland Steam Navigation Rules.

YEARS.	ENTERED INWARDS.		CLEARED OUTWARDS.		TOTAL ENTERED AND CLEARED.	
	No.	Tons.	No.	Tons.	No.	Tons.
1895-98.....	...	...	...	...	...	...
1899.....	2	96	2	96	4	192
1900.....	...	...	...	...	...	...
1901.....	...	...	...	...	...	...
1902.....	16	880	17	935	33	1,815
1903.....	122	3,000	122	3,000	244	6,000
1904.....	28	840	31	1,216	59	2,056

TABLE No. 5.—TREASURE.

Treasure Imported and Exported during the Year 1904.

COUNTRIES FROM WHICH IMPORTED AND TO WHICH EXPORTED.	IMPORTS.					EXPORTS.				
	SILVER.			COPPER.	TOTAL IMPORTS.	SILVER.			COPPER.	TOTAL EXPORTS.
	In Bars and Sycee.	In Coin.	TOTAL.	In Coin.		In Bars and Sycee.	In Coin.	TOTAL.	In Coin.	
1. FOREIGN COUNTRIES.	<i>Hk. Ts</i>	<i>Hk. Ts</i>	<i>Hk. Ts</i>	<i>Hk. Ts</i>	<i>Hk. Ts</i>	<i>Hk. Ts</i>	<i>Hk. Ts</i>	<i>Hk. Ts</i>	<i>Hk. Ts</i>	<i>Hk. Ts</i>
Hongkong .....	...	11,800	11,800	...	11,800	...	252,652	252,652	...	252,652
TOTAL: 1. FOREIGN COUNTRIES	...	11,800	11,800	...	11,800	...	252,652	252,652	...	252,652
2. CHINA.										
Pakhoi .....	...	...	...	...	...	...	18,900	18,900	...	18,900
TOTAL: 2. CHINA .....	...	...	...	...	...	...	18,900	18,900	...	18,900
GRAND TOTAL: FOREIGN COUN- TRIES AND CHINA .....	...	11,800	11,800	...	11,800	...	271,552	271,552	...	271,552

TABLE No. 6.—PASSENGER TRAFFIC.

Passenger Traffic during the Year 1904.

PASSENGERS TO					PASSENGERS FROM			
STEAMERS.		SAILING VESSELS.			STEAMERS.		SAILING VESSELS.	
Foreigners.	Natives.	Foreigners.	Natives.		Foreigners.	Natives.	Foreigners.	Natives.
...	...	...	...	Swatow .....	...	15	...	...
99	2,695	...	...	Hongkong .....	58	8,010	...	...
11	69	...	...	Pakhoi .....	25	158	...	...
...	14,633	...	...	Singapore .....	...	6,279	...	...
...	5,980	...	...	Bangkok .....	...	3,522	...	7
23	31	...	...	Haiphong .....	11	106	...	...
6	3	...	...	Kwangchowwan .....	14	37	...	...
...	133	...	...	Tourane .....	...	123	...	...
...	8	...	...	Quinhon .....	...	4	...	...
...	220	...	...	Inland Ports .....	...	19	...	...
139	23,772	...	...	TOTAL .....	108	18,273	...	7

# PAKHOI TRADE REPORT,

FOR THE YEAR 1904.

---

1°. LOCAL.—When we come to consider the adverse conditions against which the trade of this port has for so long had to contend, viz., piracy, banditti, and diversion of trade through the neighbouring free port of Kwangchowwan and *viâ* the West River, it is all the more satisfactory to be able to report that a slight improvement has taken place and that the results of the past year have been fairly profitable to most of the traders. During the first half of the year cases of piracy and brigandage were of frequent occurrence and had a most detrimental effect on business; but the rigorous measures since adopted by the authorities in the direction of law and order have met with a certain amount of success; and although there is no assurance of a continued growth of good order, there is evidence of an improvement, and a greater measure of confidence now exists among the merchants.—Climatic conditions throughout the year were favourable to agricultural products and good crops were obtained; and, although a return to the prosperous times of former years cannot be looked for, there is reason to hope that a further improvement will take place during 1905.

2°. REVENUE.—The total collection amounted to *Hk.Ts.* 134,885, being *Hk.Ts.* 7,369 ahead of the Revenue for 1903. There was a slight decrease in the Export Duties; but all the other heads show an advance, the Import Duties having increased by *Hk.Ts.* 9,000.

3°. FOREIGN TRADE.—(a.) *Imports.*—There have been no startling increases or decreases in the Import trade, but a material improvement can be recorded; and considering the low basis to which the trade of the port has now been reduced through the competition of the two routes above mentioned, and the generally disturbed condition of the country during the greater part of the year, it may be regarded as a matter for surprise that the volume of trade was as great. Nearly all the items of Cotton Piece Goods show an advance over the importation of the previous year, the improvement being most noticeable in Shirtings and *T*-Cloths, which have increased by 8,936 and 2,146 pieces respectively. The increase is accounted for by the safer carriage of goods overland and water-borne which prevailed during the latter part of the year, and which not only led to increased demand but also enabled importers to profitably dispose of accumulated stocks. Cotton Italians increase in public favour, and have come forward in larger quantities, the improved methods of manufacture, with an attractive “silk finish,” strengthening the demand. The import for the year was 3,462 pieces, valued at *Hk.Ts.* 18,868, as compared with 718 pieces during 1903. For Indian Cotton Yarn there was a good demand. The quantity imported—16,217 piculs,—while approaching closely the figures of the preceding year, would have been increased but for a temporary scarceness in Hongkong towards the end of the year and the high prices required by sellers. That there was a good demand is shown by the prices paid by up-country buyers during the December quarter, some purchases having been effected at the unusually high rate of *Ts.* 96 (\$133) per bale (3 piculs). Woollen Goods are but little in request in these semi-tropical regions. The principal articles on the list continue to be Camlets and Long Ells, of which only 1,651 and 1,390 pieces respectively were imported. Among the Sundries mention need only be made of Kerosene Oil and Matches. The former shows an

advance of 105,700 gallons, while the latter has declined by 9,750 gross. Burmese and Borneo Oils were imported for the first time, and, being placed at lower rates, met with ready sales; but the quality is reported to be inferior to that of the other kinds imported, and this, combined with the cutting of rates introduced with the Russian Petroleum, appear to have for the present ousted the two new brands from the local market. For the first time on record there was a direct importation from Batoum, the Norwegian s.s. *Skallagrim* having called in and landed 15,000 cases. The quantity imported appears to have been in excess of requirements; but as prices towards the close of the year were favourable to importers, they laid in large stocks, which are being held for advanced offers. Consignments of Sumatra Oil (unboxed), shipped at Hongkong, proved unprofitable on more than one occasion, one vessel during bad weather having lost on the voyage 4,000 tins out of a cargo of 10,000 tins. The Matches imported are entirely of Japanese manufacture. Merchants, anticipating a scarcity, laid in unusually large stocks during the early part of the year; but the supply was unaffected by the war and continued as before, with the result that dealers were glad to sell at a most trivial profit. The Match trade offers but a small field locally, and the importation declines year by year—Matches formerly reaching inland markets through this port now going by other cheaper and more favourable routes. Another factor in the falling off is that the contents of a box of Matches of the quality in demand here now consists of 120 sticks, against the boxes previously imported which contained only 60 sticks, with little or no difference in cost but with obvious economical advantage to the consumer. The Japanese Matches still retain their popularity, on account of their cheapness, and can be bought in the streets for 5 dollar cents per packet of 10 boxes. Native Cloth (Nankeens) was imported to the extent of 2,217 piculs, valued at *Hk.fts.* 157,711, against 1,084 piculs, *Hk.fts.* 60,858, during the preceding year. The improved purchasing power of the people, resulting from a bountiful harvest, is indicated by increased importations of Nankeens at higher prices. The loss of a valuable cargo, pirated from a junk bound to this port from Kongmoon, induced shippers for a time to adopt the safer carriage by steamer, even at a cost increased by freight, transhipment, and Duties, and this partly accounts for the increase.

(b.) *Exports.*—Fishery Products, Indigo, and Sugar take the leading places in the list of Exports. Decreases are noticeable in the two first items, but the loss is made up by a gain in the shipment of Sugar. There was a fair export of Salt and Dried Fish, 11,184 piculs having been sent to Hongkong; but the shipments were not always attended with profit, the losses incurred being due to the difficulty of maintaining touch with the fluctuations of the Hongkong market and the necessary quick disposal of a somewhat perishable commodity. Liquid Indigo shows a falling off, only 57,164 piculs having been exported, as against 70,296 piculs in 1903. The crop was a good one, but ready buyers for the Kwangsi market, in conjunction with supplies reaching Hongkong by other routes, is stated to be the cause of the decline in the export. Sugar shipments amounted to 90,743 piculs, being 28,538 piculs ahead of the previous year's export. The result of a good crop, despite some damage done to the cane by a typhoon in August, enabled dealers to compete at low prices with produce from other sources. There is a considerable stock yet unsold, but early sales are expected to add further to the profits of the dealers. Leaf Tobacco declined by 3,778 piculs. The low prices offered in Hongkong was a drawback to exporters, compelling them to sell for inland consumption at unprofitable figures, and when exportations did occur they usually resulted in loss. A fairly good business was done in Feathers, which show an increase of 1,112 piculs over the figures for 1903, the prices realised in Hongkong being 15 to 20 per cent. higher than in 1903. The interests of this trade might be improved if more attention were paid to cleaning and packing. The Lung-ngan crop was almost a failure, and

only 862 piculs of Pulp were shipped, as against 6,051 piculs in the previous year. A year of fruitless trees is, however, generally followed by one with good results, a feature of the plant. A considerable decrease is noticeable in the export of Pigs, which is always a profitable freight for the steamers, most of the trade, notably that of the Onpo district, having passed through the port of Kwangchowwan. The frequently enforced lengthy stay at Hoihow of steamers *en route* to Hongkong is a drawback to the export of this live stock, helping it to filter through the French port. With such an excellent harvest of Ground-nuts, there was some hope of a revival of the Ground-nut Oil trade; but cheap rates appreciated by inland buyers secured it an active up-country market. The persistent adulteration of the Oil by growers contributes to the cause of its insignificant place on the Export list. An item worthy of mention is Raw Silk, 254 piculs of which, valued at *Hk.Tts.* 58,996, were exported. As regards the Yellow Silk, the culture of which is a domestic industry, it does not meet with a ready market, owing to its inferior quality, which is below that produced elsewhere. Most of the Wild Silk exported goes to Canton, where it is made up into a cheap, durable, but coarse quality of Silk Piece Goods. In this condition some of it returns to this district, consumers appreciating the superior weaving and "fast-dye" methods in vogue there.

(c.) *Re-exports* are too insignificant for mention, their value only reaching *Hk.Tts.* 1,402.

4°. COAST TRADE.—(a.) *Original Shipments Coastwise.*—*Nil.*

(b.) *Reshipments Coastwise.*—*Nil.*

(c.) *Coastwise Arrivals.*—All the articles on the list were imported from the neighbouring port of Kiungchow, Betel-nuts being the only item of any importance, 1,859 piculs of which were landed.

5°. INLAND TRANSIT.—(a.) *Inwards.*—There has been a slight decrease in this branch of the trade. 1,012 Transit Passes were taken out, as against 1,116 for 1903, the business being, as hitherto, confined chiefly to Cotton Goods, Kerosene Oil, and Matches, which were sent inland to the value of *Hk.Tts.* 76,964, *Hk.Tts.* 71,006, and *Hk.Tts.* 15,548 respectively.

(b.) *Outwards.*—Only 101 Passes were surrendered during the year, being less than half the number surrendered during the previous year, the decrease being attributable to the lowering of Likin rates.

6°. SHIPPING.—The number of vessels entered and cleared was 243, of 153,317 tons, and although there was a falling off in tonnage, it was sufficient for the requirements of the trade. The decrease was caused by several of our regular steamers ceasing for a time to call in here, taking advantage of the good freights offered at Haiphong for full cargoes of Rice for direct shipment to Hongkong. The French and German flags still have the field to themselves, and freights are said to have been fairly remunerative.

7°. PASSENGER TRAFFIC.—The direct emigration to Muntok of 1,755 coolies less than in the preceding year, and also a lesser number of emigrants proceeding from here to the Straits *via* Hongkong, have caused a reduction in the passenger traffic. Emigration brokers report losses sustained in consequence of the rejection by the Muntok authorities of coolies physically unfit on arrival there. Recruiting was far from brisk, agricultural labour being in demand to meet the good harvest.

8°. TREASURE.—The Treasure table only accounts for an import of *Hk.Tts.* 18,093; but these figures, it must be remembered, only represent what was declared and passed through the Custom House. Returning emigrants and passengers contribute, to a certain extent, to the supply of dollars, which, in the main, reach us from the Kamchow (欽州) and Ling-shan (靈山) districts, to which should be added the French coin circulating *via* the Indo-China border. The use of subsidiary silver coins continues as a feature of local currency in effecting mercantile

transactions large and small, the 20-cent pieces of Canton mintage predominating, large quantities of which are brought to port by Chinese gun-boats for payment of local troops and other items of military expenditure. Of the *Hk.Ts.* 640,000 declared for shipment, about one-fourth of the amount may be said to have been official money for Government account, all shipped in Dollar pieces, and of the remaining three-fourths, inquiries go to show that almost half this amount consisted of 20-cent pieces.

9°. OPIUM.—(a.) *Foreign.*—The total quantity imported only amounted to 133 piculs—Benares, 29 piculs, and Patna, 104 piculs. Prices for both kinds averaged about \$1,150 per picul. Considering the annually increasing quantities which enter the country through Kwang-chowwan practically Duty free, and the illicit trading said to be carried on between that port and districts formerly supplied from Pakhoi, one cannot be surprised if before long Opium ceases to appear on our list of Imports.

(b.) *Native.*—There are no data obtainable as to the quantity of the Native drug consumed in this district. The total quantity which passed through the Native Customs was 66 piculs, mostly from Kweichow (貴州), all of which was, presumably, consumed in the port. Prices were about \$610 per picul for the Kweichow product, and \$660 for the Yunnan drug.

10°. MISCELLANEOUS.—Piratical affrays were numerous during the first six months of the year and were often attended with loss of life. The fact that the pirates generally escaped comparatively uninjured led them to make bolder attacks, and one or two cases occurred in the harbour in close proximity to the Custom House. Arms and ammunition are amongst the first articles sought after by the pirates as the chief means of obtaining weapons. There is no evidence of any extra patrol work being carried on by the local authorities; but recent executions of one or two of the leaders must have had a beneficial effect, as of late there has been a marked decrease of piracy in the district.—Hitherto unvisited by such disturbances, a typhoon swept over the port on the night of the 10th August, its intensity being between the hours of 8 and 11. The lowest reading of the barometer was 28.884 inches. Several of the compound walls of Foreign premises were destroyed and a good deal of damage was done to Native property. A change of wind prevented serious disaster to the Native craft in port, but several junks were wrecked in the neighbourhood, with the loss of at least 50 lives.—Imperial postal extension proceeds steadily in this district, and four inland agencies were added to the list during the year. There has been a considerable increase in mail matter; and the Natives in these parts are now beginning to appreciate the advantages of the Postal Service and the benefits it offers them by the safe and regular transmission of letters at low rates of postage.—Pakhoi has enjoyed immunity from epidemics, and the past year has, on the whole, been a healthy one for both Foreigners and Natives. The summers, though long, are not, as a rule, oppressively hot, and only on one occasion in 1904 did the thermometer reach 96° F. The amount of rainfall—97 inches—exceeded that of previous years, the spring proving a wet one. On one occasion in April the rain gauge registered a fall of 19 inches in six hours.

J. C. JOHNSTON,

*Acting Commissioner of Customs.*

PAKHOI, 31st January 1905.

---



**PAKHOL TRADE RETURNS,**  
**FOR THE YEAR 1904.**

**A.—GENERAL TABLES.**

**TABLE No. I.—SHIPPING.**

Number and Tonnage of Vessels Entered and Cleared under each Flag,  
for the Year ended 31st December 1904.

*a.—Under General Regulations.*

FLAG.	STEAMERS.													
	ENTERED INWARDS.						CLEARED OUTWARDS.						TOTAL ENTERED AND CLEARED.	
	With Cargo.		In Ballast.		TOTAL.		With Cargo.		In Ballast.		TOTAL.			
	No.	Tons.	No.	Tons.	No.	Tons.	No.	Tons.	No.	Tons.	No.	Tons.	No.	Tons.
German .....	26	17,402	10	7,845	36	25,247	31	21,264	5	3,983	36	25,247	72	50,494
French .....	75	43,494	9	6,214	84	49,708	66	36,943	18	12,765	84	49,708	168	99,416
Norwegian .....	1	1,642	...	...	1	1,642	...	...	1	1,642	1	1,642	2	3,284
Total Steamers .....	102	62,538	19	14,059	121	76,597	97	58,207	24	18,390	121	76,597	242	153,194
	SAILING VESSELS.													
Chinese .....	...	...	1	123	1	123	...	...	...	...	...	...	1	123
Total Sailing Vessels .....	...	...	1	123	1	123	...	...	...	...	...	...	1	123
GRAND TOTAL .....	102	62,538	20	14,182	122	76,720	97	58,207	24	18,390	121	76,597	243	153,317

*b.—Under Inland Steam Navigation Rules.*

Nil.

TABLE No. II.—GROSS AND NET VALUES OF THE TRADE OF PAKHOI,  
1902 TO 1904.

	1902.		1903.		1904.	
	NET VALUES.	GROSS VALUES.	NET VALUES.	GROSS VALUES.	NET VALUES.	GROSS VALUES.
<b>FOREIGN GOODS.</b>	<i>Hk. Ts</i>	<i>Hk. Ts</i>	<i>Hk. Ts</i>	<i>Hk. Ts</i>	<i>Hk. Ts</i>	<i>Hk. Ts</i>
Imported from Foreign Countries and Hongkong.....	1,877,393		1,924,739		1,871,008	
Imported from Chinese Ports.....	...		...		...	
<b>Total Foreign Imports.....</b>		<b>1,877,393</b>		<b>1,924,739</b>		<b>1,871,008</b>
Re-exported to Foreign Countries and Hongkong...	117		176		1,402	
Re-exported to Chinese Ports.....	...		...		...	
<b>Total Foreign Re-exports.....</b>	<b>117</b>		<b>176</b>		<b>1,402</b>	
<b>Net Total Foreign Imports.....</b>	<b>1,877,276</b>		<b>1,924,563</b>		<b>1,869,606</b>	
<b>NATIVE PRODUCE.</b>						
Imported (chiefly from Kiungchow).....		9,553		13,064		21,227
Re-exported to Foreign Countries.....	...		...		...	
Re-exported to Chinese Ports.....	...		...		...	
<b>Total Native Re-exports.....</b>	<b>...</b>		<b>...</b>		<b>...</b>	
<b>Net Total Native Imports.....</b>	<b>9,553</b>		<b>13,064</b>		<b>21,227</b>	
Native Produce of local origin Exported to Foreign Countries.....	1,410,144		1,492,871		1,122,423	
Native Produce of local origin Exported to Chinese Ports.....	1,751		920		...	
<b>Total Exports of local origin....</b>		<b>1,411,895</b>		<b>1,493,791</b>		<b>1,122,423</b>
<b>Gross Value of the Trade of the Port.....</b>		<b>3,298,841</b>		<b>3,431,594</b>		<b>3,014,658</b>
<b>Net Value of the Trade of the Port, i.e., Foreign and Native Imports less Re-exports, and Native Exports of local origin.....</b>	<b>3,298,724</b>		<b>3,431,418</b>		<b>3,013,256</b>	



TABLE No. III.—TRADE IN FOREIGN GOODS.—Imports and Re-exports—Continued.

DESCRIPTION OF GOODS.	Classifier of Quantity.	IMPORTS FROM FOREIGN COUNTRIES AND HONGKONG.		IMPORTS FROM CHINESE PORTS.		RE-EXPORTS TO FOREIGN COUNTRIES AND HONGKONG.		RE-EXPORTS TO CHINESE PORTS.		NET TOTAL IMPORTS.	
		Quantity.	Value.	Quantity.	Value.	Quantity.	Value.	Quantity.	Value.	Quantity.	Value.
			<i>Hk. ₧s</i>		<i>Hk. ₧s</i>		<i>Hk. ₧s</i>		<i>Hk. ₧s</i>		<i>Hk. ₧s</i>
Velvets and Velveteens, Plain, 22 inches.....	<i>Yards</i>	18,982	3,797	...	...	...	...	...	...	18,982	3,797
Cotton Blankets.....	<i>Pieces</i>	2,020	1,010	...	...	...	...	...	...	2,020	1,010
Handkerchiefs, Plain, Dyed, and Printed.....	<i>Dozens</i>	3,375	1,519	...	...	...	...	...	...	3,375	1,519
"    Plain, Dyed, and Printed, Japanese.....	"	10	4	...	...	...	...	...	...	10	4
Towels, Honeycomb and Huckaback 18 inches by 40 inches.....	"	567	227	...	...	...	...	...	...	567	227
"    Honeycomb and Huckaback, 18 inches by 40 inches, Japanese.....	"	5,721	3,147	...	...	...	...	...	...	5,721	3,147
Cotton Yarn, Grey and Bleached, Hongkong.....	<i>Piculs</i>	753	18,336	...	...	...	...	...	...	753	18,336
"    "    "    "    Indian.....	"	16,217	411,925	...	...	...	...	...	...	16,217	411,925
"    Thread, on Spools.....	<i>Gross</i>	5,334	6,668	...	...	...	...	...	...	5,334	6,668
WOOLLEN AND COTTON MIXTURES.											
Alpacas, Lustres, Orleans, and Sicilians, Plain and Figured.....	<i>Yards</i>	2,620	655	...	...	...	...	...	...	2,620	655
"    Union and Poncho Cloth.....	"	254	153	...	...	...	...	...	...	254	153
"    Italian Cloth, Plain and Figured.....	<i>Pieces</i>	27	274	...	...	...	...	...	...	27	274
WOOLLEN GOODS.											
Blankets and Rugs.....	<i>Pounds</i>	3,085	1,388	...	...	...	...	...	...	3,085	1,388
Camlets, English.....	<i>Pieces</i>	120	1,368	...	...	...	...	...	...	120	1,368
Cashmeres and Merinos.....	<i>Yards</i>	3,400	1,700	...	...	...	...	...	...	3,400	1,700
Cloth, Broad, Medium, and Habit.....	"	1,651	2,477	...	...	...	...	...	...	1,651	2,477
"    Flannel.....	"	168	59	...	...	...	...	...	...	168	59
"    Lastings, Plain, Figured, and Créped.....	<i>Pieces</i>	110	1,023	...	...	...	...	...	...	110	1,023
"    Long Ells.....	"	1,390	7,436	...	...	...	...	...	...	1,390	7,436
"    Spanish Stripes.....	<i>Yards</i>	2,142	1,285	...	...	...	...	...	...	2,142	1,285
"    Woolen and Worsted Yarn and Cord.....	<i>Piculs</i>	43	4,331	...	...	...	...	...	...	43	4,331
"    Berlin Wool.....	"	22	2,272	...	...	...	...	...	...	22	2,272
MISCELLANEOUS PIECE GOODS.											
Plushes and Velvets :—											
"    Silk Seal (with Cotton back).....	<i>Catties</i>	70	267	...	...	...	...	...	...	70	267
"    Silk Piece Goods, Plain.....	"	1,938	12,694	...	...	...	...	...	...	1,938	12,694
"    "    Brocaded.....	"	1,519	12,000	...	...	...	...	...	...	1,519	12,000
"    "    Mixtures, Plain.....	"	77	292	...	...	...	...	...	...	77	292
"    "    "    Brocaded.....	"	248	1,141	...	...	...	...	...	...	248	1,141
"    Towelling.....	<i>Yards</i>	25,620	1,913	...	...	...	...	...	...	25,620	1,913
METALS.											
Copper :—											
"    Sheets and Plates.....	<i>Piculs</i>	1	37	...	...	...	...	...	...	1	37
Iron and Mild Steel, New :—											
"    Anchors, and Parts of.....	<i>Piculs</i>	9	75	...	...	...	...	...	...	9	75
"    Bars.....	"	71	198	...	...	...	...	...	...	71	198
"    Hoops.....	"	50	201	...	...	...	...	...	...	50	201
"    Nail-rod.....	"	3,418	10,253	...	...	...	...	...	...	3,418	10,253
"    Nails, Wire.....	"	1,935	7,741	...	...	...	...	...	...	1,935	7,741
"    Plate Cuttings.....	"	8,857	19,484	...	...	...	...	...	...	8,857	19,484
"    Sheets and Plates.....	"	6	17	...	...	...	...	...	...	6	17
"    Wire.....	"	133	665	...	...	...	...	...	...	133	665
"    Unclassed.....	"	...	2	...	...	...	...	...	...	...	2
Iron and Mild Steel, Old :—											
"    Horseshoes.....	<i>Piculs</i>	386	713	...	...	...	...	...	...	386	713

TABLE No. III.—TRADE IN FOREIGN GOODS.—Imports and Re-exports—Continued.

DESCRIPTION OF GOODS.	Classifier of Quantity.	IMPORTS FROM FOREIGN COUNTRIES AND HONGKONG.		IMPORTS FROM CHINESE PORTS.		RE-EXPORTS TO FOREIGN COUNTRIES AND HONGKONG.		RE-EXPORTS TO CHINESE PORTS.		NET TOTAL IMPORTS.	
		Quantity.	Value.	Quantity.	Value.	Quantity.	Value.	Quantity.	Value.	Quantity.	Value.
Iron, Galvanized :—			<i>Hk. \$s</i>		<i>Hk. \$s</i>		<i>Hk. \$s</i>		<i>Hk. \$s</i>		<i>Hk. \$s</i>
Wire.....	<i>Piculs</i>	1,042	5,208	...	...	...	...	...	...	1,042	5,208
Lead, in Pigs and Bars.....	"	469	2,671	...	...	...	...	...	...	469	2,671
Quicksilver.....	"	13	1,257	...	...	...	...	...	...	13	1,257
Steel, Bars.....	"	354	3,164	...	...	...	...	...	...	354	3,164
Tin, Slabs.....	"	6	263	...	...	...	...	...	...	6	263
Tinned Plates, Plain.....	"	19	114	...	...	...	...	...	...	19	114
Zinc, Sheets.....	"	4	51	...	...	...	...	...	...	4	51
SUNDRIES.											
Alum, White.....	<i>Piculs</i>	122	408	...	...	...	...	...	...	122	408
Aniseed Star, Hongkong.....	"	5	102	...	...	...	...	...	...	5	102
" " Japanese.....	"	12	141	...	...	...	...	...	...	12	141
Awabi.....	"	50	2,290	...	...	...	...	...	...	50	2,290
Bags, Gunny, Old.....	<i>Pieces</i>	24,672	1,000	...	...	...	...	...	...	24,672	1,000
Barley, Pearl.....	<i>Piculs</i>	54	544	...	...	...	...	...	...	54	544
Beancurd, Dried.....	"	59	456	...	...	...	...	...	...	59	456
Beans and Peas.....	"	246	1,672	...	...	...	...	...	...	246	1,672
Beer and Porter.....	<i>Value</i>	...	740	...	...	...	...	...	...	...	740
Betel-nuts.....	<i>Piculs</i>	504	2,519	...	...	...	...	...	...	504	2,519
Bicho de Mar, Black.....	"	38	1,722	...	...	...	...	...	...	38	1,722
" " White.....	"	448	8,965	...	...	...	...	...	...	448	8,965
Bicycles.....	<i>Pieces</i>	2	160	...	...	...	...	...	...	2	160
Birds Nests, 2nd Quality.....	<i>Catties</i>	69	1,035	...	...	...	...	...	...	69	1,035
" " 3rd ".....	"	384	1,210	...	...	51	161	...	...	333	1,049
Biscuits.....	<i>Value</i>	...	545	...	...	...	...	...	...	...	545
Books, Chinese.....	<i>Piculs</i>	90	4,698	...	...	...	...	...	...	90	4,698
Borax.....	"	78	909	...	...	...	...	...	...	78	909
Boxes, Fancy.....	<i>Gross</i>	1,030	2,893	...	...	...	...	...	...	1,030	2,893
Braid, Llama.....	<i>Piculs</i>	194	25,575	...	...	...	...	...	...	194	25,575
Butter.....	"	3	152	...	...	...	...	...	...	3	152
Buttons, Brass.....	<i>Gross</i>	6,225	2,490	...	...	...	...	...	...	6,225	2,490
" " Fancy.....	"	969	388	...	...	...	...	...	...	969	388
Camphor, Baroos, Clean.....	<i>Catties</i>	2	77	...	...	...	...	...	...	2	77
" " Refuse.....	"	10	157	...	...	...	...	...	...	10	157
Caps, Felt, Chinese.....	<i>Pieces</i>	7,570	757	...	...	...	...	...	...	7,570	757
" " Silk.....	"	10,936	1,094	...	...	...	...	...	...	10,936	1,094
Cardamoms, Inferior.....	<i>Piculs</i>	31	919	...	...	...	...	...	...	31	919
" " Superior.....	"	2	374	...	...	...	...	...	...	2	374
Cement.....	"	279	279	...	...	...	...	...	...	279	279
China-root.....	"	267	2,666	...	...	...	...	...	...	267	2,666
Cigarette Paper.....	<i>Value</i>	...	346	...	...	...	...	...	...	...	346
Cigarettes.....	"	...	1,969	...	...	...	...	...	...	...	1,969
Cigars.....	"	...	2,119	...	...	...	...	...	...	...	2,119
Cinnabar.....	<i>Piculs</i>	8	591	...	...	...	...	...	...	8	591
Cinnamon.....	"	23	2,275	...	...	...	...	...	...	23	2,275
Clocks.....	<i>Pieces</i>	2,221	4,454	...	...	...	...	...	...	2,221	4,454
Cloth, Native (Nankeens).....	<i>Piculs</i>	2,217	157,711	...	...	...	...	...	...	2,217	157,711
Clothing.....	<i>Value</i>	...	3,161	...	...	...	...	...	...	...	3,161
Cloves.....	<i>Piculs</i>	26	417	...	...	...	...	...	...	26	417
Coal.....	<i>Tons</i>	476	2,523	...	...	...	...	...	...	476	2,523
Compoys.....	<i>Piculs</i>	5	223	...	...	...	...	...	...	5	223
Cotton, Raw.....	"	1,506	24,556	...	...	...	...	...	...	1,506	24,556
Cuttle-fish.....	"	146	2,194	...	...	...	...	...	...	146	2,194
Dates, Black.....	"	418	2,753	...	...	...	...	...	...	418	2,753
" " Red.....	"	978	4,973	...	...	...	...	...	...	978	4,973
Dyes and Colours :—											
Aniline.....	<i>Value</i>	...	20,665	...	...	...	46	...	...	...	20,619
Green, Schweinfurt.....	<i>Piculs</i>	27	658	...	...	...	...	...	...	27	658
Unclassed.....	"	941	3,699	...	...	...	...	...	...	941	3,699

TABLE No. III.—TRADE IN FOREIGN GOODS.—Imports and Re-exports—Continued.

DESCRIPTION OF GOODS.	Classifier of Quantity.	IMPORTS FROM FOREIGN COUNTRIES AND HONGKONG.		IMPORTS FROM CHINESE PORTS.		RE-EXPORTS TO FOREIGN COUNTRIES AND HONGKONG.		RE-EXPORTS TO CHINESE PORTS.		NET TOTAL IMPORTS.	
		Quantity.	Value.	Quantity.	Value.	Quantity.	Value.	Quantity.	Value.	Quantity.	Value.
Emery-cloth and Sand-paper	Reams	93	463							93	463
Enamelled Ironware	Value		1,558								1,558
Fans, Paper	Pieces	30,197	845							30,197	845
Files	Dozens	925	2,868							925	2,868
Flour	Piculs	12,095	45,354							12,095	45,354
Fungus	"	105	3,680							105	3,680
Ginseng, American, Clarified	Catties	14	107							14	107
" Japan	"	3,827	5,956							3,827	5,956
" Korean, Clarified	"	86	1,683							86	1,683
Glass, Window	Boxes	298	1,192							298	1,192
Glassware	Value		7,311								7,311
Ground-nuts	Piculs	495	2,475							495	2,475
Hams and Bacon	"	17	544							17	544
Hartall	"	60	724							60	724
Hemp	"	2,015	26,054							2,015	26,054
Horns, Deer, Old	"	1	195							1	195
" Rhinoceros	Catties	47	1,504			37	1,184			10	320
India-rubber Shoes and Boots	Pairs	3,579	2,870							3,579	2,870
Isinglass, Vegetable	Piculs	29	1,588							29	1,588
Lamps and Lampware	Pieces	30,954	5,632							30,954	5,632
Lampwick	Piculs	44	1,986							44	1,986
Leather Purses	Dozens	2,760	2,484							2,760	2,484
Lily Flowers, Dried	Piculs	1,075	9,679							1,075	9,679
Liquorice	"	351	4,558							351	4,558
Looking-glasses and Mirrors	Pieces	185,277	3,182							185,277	3,182
Machinery, and Parts of	Value		295								295
Mangrove Bark	Piculs	765	1,147							765	1,147
Matches, Wood, Japan	Gross	184,150	46,406							184,150	46,406
Medicines	Piculs	5,016	53,886							5,016	53,886
Milk, Condensed, in Tins	Dozens	692	1,003							692	1,003
Mushrooms	Piculs	23	1,149							23	1,149
Mussels, Dried	"	20	307							20	307
Needles	Milli	42,450	8,617							42,450	8,617
Nuts, White	Piculs	133	565							133	565
Oil, Ground-nut	"	181	1,806							181	1,806
" Kerosene, American	Galls.	160,840	31,750							160,840	31,750
" " Borneo	"	50,060	8,450							50,060	8,450
" " Burma	"	144,665	21,700							144,665	21,700
" " Russian	"	901,125	152,110							901,125	152,110
" " Sumatra	"	69,550	11,663							69,550	11,663
" (Kerosene) Tins, Empty	Value		797								797
" Sesamum Seed	Piculs	4,334	43,343							4,334	43,343
Oysters, Dried	"	32	1,519							32	1,519
Paints, Assorted	"	66	670							66	670
Paper, Printing	"	328	3,048							328	3,048
" Writing	"	14	247							14	247
" other kinds	Value		7,339								7,339
Peel, Orange	Piculs	34	547							34	547
Pepper, Black	"	120	2,406							120	2,406
" White	"	59	2,059							59	2,059
Perfumery	Value		1,020								1,020
Preserves	Piculs	119	1,175							119	1,175
Putchuck	"	33	530							33	530
Raisins and Currants	"	144	1,731							144	1,731
Rattan Skin	"	333	5,660							333	5,660
Rattans, Split	"	70	556							70	556
Rhubarb	"	44	525							44	525
Rice	"	1,014	4,815							1,014	4,815
Safflower	"	28	351							28	351
Saltpetre	"	1,540	13,783							1,540	13,783

TABLE No. III.—TRADE IN FOREIGN GOODS.—Imports and Re-exports—Continued.

DESCRIPTION OF GOODS.	Classifier of Quantity.	IMPORTS FROM FOREIGN COUNTRIES AND HONGKONG.		IMPORTS FROM CHINESE PORTS.		RE-EXPORTS TO FOREIGN COUNTRIES AND HONGKONG.		RE-EXPORTS TO CHINESE PORTS.		NET TOTAL IMPORTS.	
		Quantity.	Value.	Quantity.	Value.	Quantity.	Value.	Quantity.	Value.	Quantity.	Value.
Samsbu .....	<i>Piculs</i>	319	1,955	...	...	...	...	...	...	319	1,955
Sandalwood .....	"	324	2,627	...	...	...	...	...	...	324	2,627
Seed, Apricot .....	"	114	2,588	...	...	...	...	...	...	114	2,588
" Lily .....	"	45	908	...	...	...	...	...	...	45	908
" Melon .....	"	62	354	...	...	...	...	...	...	62	354
" Vegetable .....	"	252	4,800	...	...	...	...	...	...	252	4,800
Sharks Fins, Prepared .....	"	24	3,368	...	...	...	...	...	...	24	3,368
Shoes and Boots, Silk and Cotton .....	<i>Pairs</i>	5,973	3,584	...	...	...	...	...	...	5,973	3,584
Silk Tassels .....	<i>Piculs</i>	1	565	...	...	...	...	...	...	1	565
Singlets .....	<i>Dozens</i>	176	501	...	...	...	...	...	...	176	501
Soap, Bar .....	<i>Piculs</i>	220	1,232	...	...	...	...	...	...	220	1,232
" Toilet and Fancy .....	<i>Dozens</i>	11,626	3,488	...	...	...	...	...	...	11,626	3,488
Spirits .....	<i>Value</i>	...	1,701	...	...	...	...	...	...	...	1,701
Stores, Household .....	"	...	4,495	...	...	...	...	...	...	...	4,495
Sugar Candy .....	<i>Piculs</i>	224	1,600	...	...	...	...	...	...	224	1,600
" Refined .....	"	39	208	...	...	...	...	...	...	39	208
Sulphur .....	"	424	1,081	...	...	...	...	...	...	424	1,081
Tar .....	<i>Galls.</i>	5,071	1,065	...	...	...	...	...	...	5,071	1,065
Tea, Black .....	<i>Piculs</i>	54	559	...	...	...	...	...	...	54	559
" Green .....	"	83	3,209	...	...	...	...	...	...	83	3,209
" Stalk .....	"	38	306	...	...	...	...	...	...	38	306
Tin-foil .....	"	35	2,059	...	...	...	...	...	...	35	2,059
Tobacco, Prepared .....	"	94	3,560	...	...	...	...	...	...	94	3,560
Toys .....	<i>Value</i>	...	803	...	...	...	...	...	...	...	803
Umbrella Frames .....	<i>Dozens</i>	4,217	10,543	...	...	...	...	...	...	4,217	10,543
Umbrellas, Cotton .....	<i>Pieces</i>	4,381	2,700	...	...	...	...	...	...	4,381	2,700
Vermicelli and Macaroni .....	<i>Piculs</i>	2,971	22,878	...	...	...	...	...	...	2,971	22,878
Vermilion .....	"	30	2,368	...	...	...	...	...	...	30	2,368
Wax, Paraffin .....	"	533	5,331	...	...	...	...	...	...	533	5,331
" White .....	"	96	6,558	...	...	...	...	...	...	96	6,558
Wines .....	<i>Value</i>	...	1,303	...	...	...	...	...	...	...	1,303
Wood, Garoo .....	<i>Catties</i>	35	112	...	...	...	...	...	...	35	112
" Scented and Fragrant .....	<i>Piculs</i>	16	602	...	...	...	...	...	...	16	602
Worm Tablets, in Bottles .....	<i>Dozens</i>	767	553	...	...	...	...	...	...	767	553
Sundries, Unenumerated .....	<i>Value</i>	...	22,800	...	...	...	...	...	...	...	22,800
Imports from Foreign Countries by Junk .....	"	...	6,749	...	...	...	...	...	...	...	6,749
TOTAL .....	<i>Hk. Ts</i>	...	1,871,008	...	...	...	1,402	...	...	...	1,869,606

## SUMMARY.

IMPORTS from Hongkong .....	<i>Hk. Ts</i>	1,816,525
"    " Singapore and Straits .....	"	25,304
"    " Cochin China, Tonkin, and Annam .....	"	22,430
"    " Foreign Countries by Junk .....	"	6,749
Total from Foreign Countries .....	<i>Hk. Ts</i>	1,871,008
TOTAL FOREIGN IMPORTS .....	<i>Hk. Ts</i>	1,871,008
RE-EXPORTS to Hongkong .....	<i>Hk. Ts</i>	1,402
Total to Foreign Countries .....	<i>Hk. Ts</i>	1,402
TOTAL FOREIGN RE-EXPORTS .....	<i>Hk. Ts</i>	1,402
NET TOTAL FOREIGN IMPORTS .....	<i>Hk. Ts</i>	1,869,606



TABLE No. IV.—TRADE IN NATIVE PRODUCE.—Imports and Re-exports.

DESCRIPTION OF GOODS.	Classifier of Quantity.	IMPORTS FROM CHINESE PORTS.		RE-EXPORTS TO CHINESE PORTS.		RE-EXPORTS TO FOREIGN COUNTRIES AND HONGKONG.		NET TOTAL IMPORTS.	
		Quantity.	Value.	Quantity.	Value.	Quantity.	Value.	Quantity.	Value.
			<i>Hk. Ts</i>		<i>Hk. Ts</i>		<i>Hk. Ts</i>		<i>Hk. Ts</i>
Agar-agar.....	<i>Piculs</i>	1	24	...	...	...	...	1	24
Bags, Gunny, Old.....	<i>Pieces</i>	600	46	...	...	...	...	600	46
Betel-nuts.....	<i>Piculs</i>	1,859	18,586	...	...	...	...	1,859	18,586
Books, Chinese.....	"	5	123	...	...	...	...	5	123
Medicines.....	"	210	833	...	...	...	...	210	833
Oil, Ground-nut.....	"	13	125	...	...	...	...	13	125
Tin-foil.....	"	8	751	...	...	...	...	8	751
Seeds, Melon.....	"	131	654	...	...	...	...	131	654
Sundries, Unenumerated.....	<i>Value</i>	...	85	...	...	...	...	...	85
TOTAL.....	<i>Hk. Ts</i>	.....	21,227	.....	.....	.....	.....	.....	21,227

## SUMMARY.

IMPORTS from Kiungchow.....*Hk. Ts* 21,227Total from Chinese Ports.....*Hk. Ts* 21,227TOTAL NATIVE IMPORTS.....*Hk. Ts* 21,227



## SUMMARY.

To—	EXPORTS.		RE-EXPORTS.		TOTAL EXPORTS   AND RE-EXPORTS.	
	<i>Hk. Ts.</i>	<i>Hk. Ts.</i>	<i>Hk. Ts.</i>	<i>Hk. Ts.</i>	<i>Hk. Ts.</i>	<i>Hk. Ts.</i>
Cochin China, Tonkin, and Annam.	48,339		...		48,339	
Kwangchowwan .....	16		...		16	
Foreign Countries by Junk .....	16,155		...		16,155	
Hongkong .....	1,057,913		...		1,057,913	
Total to Foreign Countries.....		1,122,423		...		1,122,423
<b>GRAND TOTAL .....</b>		<b>1,122,423</b>		<b>...</b>		<b>1,122,423</b>

TABLE No. VI.—TRANSIT TRADE.

a.—Table showing the Destinations of the various Goods forwarded under Transit Passes to the Interior during the Year 1904.

DESCRIPTION OF GOODS.	Classifier of Quantity.	KWANGTUNG.		KWANGSI.		YUNNAN.		KWEICHOW.		TOTAL.	
		Quantity.	Value.	Quantity.	Value.	Quantity.	Value.	Quantity.	Value.	Quantity.	Value.
<b>COTTON GOODS.</b>											
Shirtings, Grey, Plain :—			<i>Hk. Tls</i>		<i>Hk. Tls</i>		<i>Hk. Tls</i>		<i>Hk. Tls</i>		<i>Hk. Tls</i>
Over 7 lb., and not over 9 lb., English	Pieces	...	...	300	720	...	...	...	...	300	720
Over 9 lb., and not over 11 lb.,	"	...	...	750	2,288	...	...	...	...	750	2,288
Shirtings, White, Plain, English	"	...	...	822	3,206	...	...	...	...	822	3,206
T-Cloths, 32 inches by 24 yards, English	"	...	...	495	941	...	...	...	...	495	941
36 inches	"	...	...	315	756	...	...	...	...	315	756
<b>Dyed Cottons :—</b>											
Cotton Italians, Plain, Fast Black	Pieces	...	...	...	...	10	55	...	...	10	55
" Damasks	"	...	...	...	...	115	455	38	150	153	605
" Shirtings, Figured, Brocaded, and Spotted	"	...	...	...	...	15	60	...	...	15	60
Dyed Turkey Red Cambrics, 25 yards	"	...	...	...	...	72	169	140	329	212	498
" " " 20 yards	"	...	...	...	...	...	...	...	...	...	...
" " " Japanese	"	...	...	...	...	36	50	...	...	36	50
Velvets and Velveteens, Plain, 18 inches	Yards	...	...	...	...	1,050	157	...	...	1,050	157
Cotton Yarn, Grey and Bleached, Indian	Piculs	...	...	2,662	67,628	...	...	...	...	2,662	67,628
<b>WOOLLEN GOODS.</b>											
Camlets, English	Pieces	...	...	...	...	3	34	...	...	3	34
Long Ells	"	...	...	...	...	100	535	...	...	100	535
Woolen and Worsted Yarn and Cord	Piculs	...	...	...	...	...	...	2	223	2	223
Berlin Wool	"	...	...	...	...	...	...	...	14	...	14
<b>METALS.</b>											
<b>Iron and Mild Steel, New :—</b>											
Nail-rod	Piculs	...	...	3	9	...	...	...	...	3	9
Nails, Wire	"	85	340	134	536	...	...	...	...	219	876
Plate Cuttings	"	280	616	1,063	2,339	...	...	...	...	1,343	2,955
Wire	"	8	40	35	175	...	...	...	...	43	215
<b>Iron and Wild Steel, Old :—</b>											
Horseshoes	Piculs	...	...	231	428	...	...	...	...	231	428
<b>Iron, Galvanized :—</b>											
Wire	Piculs	6	32	45	225	...	...	...	...	51	257
Lead, in Pigs and Bars	"	...	...	8	46	...	...	...	...	8	46
Steel, Bars	"	...	...	23	203	...	...	...	...	23	203
<b>SUNDRIES.</b>											
Barley, Pearl	Piculs	...	2	...	...	...	...	...	...	...	2
Betel-nuts	"	...	...	10	49	...	...	...	...	10	49
Bicho de Mar, Black	"	...	9	1	50	2	86	1	47	4	192
" White	"	...	...	4	76	...	...	...	...	4	76
Boxes, Fancy	Gross	...	...	...	...	...	...	5	31	5	21
Braid, Llana	Piculs	...	...	...	...	...	50	2	210	2	260
Clocks	Pieces	...	...	41	102	3	8	30	63	74	173
Cotton, Raw	Piculs	...	...	133	2,168	...	...	...	...	133	2,168
Dates, Black	"	1	6	...	...	...	...	...	...	1	6
" Red	"	3	20	17	87	...	...	...	...	20	107
<b>Dyes and Colours :—</b>											
Aniline	Value	...	6	...	90	...	13	...	19	...	128
Green, Schweinfurt	Piculs	...	2	8	199	...	...	...	...	8	201
Ultramarine	"	...	...	6	66	...	...	...	...	6	66

a.—Destinations of the various Goods forwarded under Transit Passes to the Interior—Continued.

DESCRIPTION OF GOODS.	Classifier of Quantity.	KWANGTUNG.		KWANGSI.		YUNNAN.		KWEICHOW.		TOTAL.	
		Quantity.	Value.	Quantity.	Value.	Quantity.	Value.	Quantity.	Value.	Quantity.	Value.
			<i>Hk. Ts</i>		<i>Hk. Ts</i>		<i>Hk. Ts</i>		<i>Hk. Ts</i>		<i>Hk. Ts</i>
Flour.....	<i>Piculs</i>	141	527	348	1,308	...	...	...	...	489	1,835
Fungus.....	"	...	...	...	7	...	...	...	...	...	7
Glassware.....	<i>Value</i>	...	...	...	109	...	7	...	192	...	308
Lamps and Lampware.....	"	...	...	...	9	...	...	...	...	...	9
Leather Purses.....	<i>Dozens</i>	...	...	...	...	...	...	90	81	90	81
Lily Flowers, Dried.....	<i>Piculs</i>	1	9	61	553	...	...	...	...	62	562
Matches, Wood, Japan.....	<i>Gross</i>	35,750	9,008	25,950	6,540	...	...	...	...	61,700	15,548
Medicines.....	<i>Piculs</i>	1	7	1	3	...	...	...	...	2	10
Needles.....	<i>Mille</i>	...	...	...	...	...	...	100	20	100	20
Oil, Ground-nut.....	<i>Piculs</i>	...	...	21	210	...	...	...	...	21	210
" Kerosene, American.....	<i>Galls.</i>	28,150	5,557	4,250	838	...	...	...	...	32,400	6,395
" " Borneo.....	"	2,000	338	1,100	185	...	...	...	...	3,100	523
" " Burma.....	"	18,500	2,775	10,900	1,635	...	...	...	...	29,400	4,410
" " Russian.....	"	173,030	29,208	156,620	26,437	...	...	...	...	329,650	55,645
" " Sumatra.....	"	14,500	2,432	9,550	1,601	...	...	...	...	24,050	4,033
" Sesamum Seed.....	<i>Piculs</i>	...	...	895	8,951	...	...	...	...	895	8,951
Oysters, Dried.....	"	...	10	...	...	...	...	...	...	...	10
Paper, Printing.....	"	1	7	...	3	...	...	...	...	1	10
Pepper, Black.....	"	...	...	9	181	...	...	...	...	9	181
" White.....	"	...	...	1	46	...	...	...	...	1	46
Raisins and Currants.....	"	...	2	...	...	...	...	...	...	...	2
Samsbu.....	"	4	22	15	74	...	...	...	...	19	96
Sandalwood.....	"	...	...	15	122	...	...	...	...	15	122
Sharks Fins, Prepared.....	"	...	...	...	...	1	114	...	...	1	114
Tar.....	"	4	13	...	...	...	...	...	...	4	13
Umbrella Frames.....	<i>Dozens</i>	...	...	82	205	...	...	...	...	82	205
Vermicelli and Macaroni.....	<i>Piculs</i>	14	109	274	2,111	...	...	...	...	288	2,220
Wax, Paraffin.....	"	3	30	...	...	...	...	...	...	3	30
" White.....	"	...	...	...	31	...	...	...	...	...	31
<b>TOTAL.....</b>	<i>Hk. Ts</i>		15,127		133,546		1,793		1,369		187,835

b.—Table showing the Provinces from which Native Goods were brought under Transit Passes during the Year 1904.

DESCRIPTION OF GOODS.	Classifier of Quantity.	KWANGTUNG.		KWANGSI.		TOTAL.	
		Quantity.	Value.	Quantity.	Value.	Quantity.	Value.
			<i>Hk. Ts</i>		<i>Hk. Ts</i>		<i>Hk. Ts</i>
Indigo, Liquid.....	<i>Piculs</i>	...	...	6,004	27,019	6,004	27,019
Sugar, Brown.....	"	1,356	3,797	...	...	1,356	3,797
" White.....	"	330	1,649	...	...	330	1,649
Tobacco, Leaf.....	"	175	613	...	...	175	613
<b>TOTAL.....</b>	<i>Hk. Ts</i>		6,059		27,019		33,078

c.—Table showing the Number of Passes issued for, and the Amount of Duties collected on, Foreign Goods forwarded to the Interior under Transit Passes, as divided between the various Nationalities, during the Year 1904.

QUARTER.	GERMAN.		FRENCH.		PORTUGUESE.		TOTAL.	
	No. of Passes.	Transit Dues.	No. of Passes.	Transit Dues.	No. of Passes.	Transit Dues.	No. of Passes.	Transit Dues.
		<i>Hk. ₣s m.c.c.</i>		<i>Hk. ₣s m.c.c.</i>		<i>Hk. ₣s m.c.c.</i>		<i>Hk. ₣s m.c.c.</i>
1st quarter .....	101	353.4.2.5	62	169.2.0.4	76	296.2.8.7	239	818.9.1.6
2nd " .....	111	521.2.9.1	108	442.7.0.2	133	326.3.1.1	352	1,290.3.0.4
3rd " .....	117	455.6.6.5	91	491.4.7.3	107	289.2.0.2	315	1,236.3.4.0
4th " .....	27	98.7.0.0	30	199.5.0.6	49	220.1.0.9	106	518.3.1.5
TOTAL .....	356	1,429.0.8.1	291	1,302.8.8.5	365	1,131.9.0.9	1,012	3,863.8.7.5

d.—Table showing the Number of Passes surrendered for, and the Amount of Duties collected on, Native Goods brought from the Interior under Transit Passes, as divided between the various Nationalities, during the Year 1904.

QUARTER.	PORTUGUESE.	
	No. of Passes.	Transit Dues.
		<i>Hk. ₣s m.c.c.</i>
1st quarter .....	26	103.0.6.7
2nd " .....	3	22.5.7.7
3rd " .....	41	288.6.5.7
4th " .....	31	253.5.4.1
TOTAL .....	101	667.8.4.2

TABLE No. VII.—DUTIES.

a.—Duties paid under each Flag, for the Year ended 31st December 1904.

FLAG.	IMPORT.	EXPORT.	COAST TRADE.	TONNAGE.	TRANSIT.	OPIUM LIKIN.	TOTAL.
	<i>Hk. Tsam.c.c.</i>	<i>Hk. Tsam.c.c.</i>	<i>Hk. Tsam.c.c.</i>	<i>Hk. Tsam.c.c.</i>	<i>Hk. Tsam.c.c.</i>	<i>Hk. Tsam.c.c.</i>	<i>Hk. Tsam.c.c.</i>
German .....	23,556.6.7.8	18,666.4.2.1	79.0.4.5	803.2.0.0	1,429.0.8.1	2,356.4.0.0	46,890.8.2.5
French .....	49,777.9.6.5	20,524.4.6.0	138.3.7.8	447.6.0.0	1,302.8.8.5	8,300.8.0.0	80,492.0.8.8
Norwegian .....	1,049.3.0.0	...	...	656.8.0.0	...	...	1,706.1.0.0
Portuguese .....	...	...	...	...	1,799.7.5.1	...	1,799.7.5.1
On Opium .....	3,996.4.5.0	...	...	...	...	...	3,996.4.5.0
TOTAL .....	78,380.3.9.3	39,190.8.8.1	217.4.2.3	1,907.6.0.0	4,531.7.1.7	10,657.2.0.0	134,885.2.1.4*

\* No Drawbacks marked for cash payment during the year, to be deducted from this total ..... *Hk. Tsam.c.c.* Nil.

b.—Comparative Table of Duties collected, for the Years 1895 to 1904.

YEARS.	IMPORT (exclusive of Opium).	EXPORT (exclusive of Opium).	COAST TRADE (exclusive of Opium).	OPIUM (Import, Export, and Coast Trade).	TONNAGE.	TRANSIT.	OPIUM LIKIN.	TOTAL.
	<i>Hk. Tsam.c.c.</i>	<i>Hk. Tsam.c.c.</i>	<i>Hk. Tsam.c.c.</i>	<i>Hk. Tsam.c.c.</i>	<i>Hk. Tsam.c.c.</i>	<i>Hk. Tsam.c.c.</i>	<i>Hk. Tsam.c.c.</i>	<i>Hk. Tsam.c.c.</i>
1895 .....	107,288.7.4.8	38,703.6.3.1	127.3.6.1	4,407.1.5.0	142.0.0.0	982.0.2.5	11,752.4.0.0	163,403.3.1.5
1896 .....	103,821.6.1.2	49,844.2.5.1	257.9.4.5	4,106.7.0.0	551.2.0.0	1,093.1.2.8	10,951.2.0.0	170,626.0.3.6
1897 .....	101,488.8.1.5	57,319.7.5.6	449.1.1.3	4,028.2.5.0	296.8.0.0	2,317.9.3.8	10,742.0.0.0	176,642.6.7.0
1898 .....	90,248.6.1.0	56,009.1.3.2	163.8.4.4	3,670.9.0.0	985.5.0.0	7,113.4.1.4	9,786.9.0.0	167,978.3.0.0
1899 .....	89,337.2.1.8	54,622.6.2.6	501.8.9.3	4,240.6.5.0	1,310.8.0.0	12,071.9.3.2	11,308.4.0.0	173,393.5.1.9
1900 .....	69,964.9.4.5	46,491.8.9.2	266.1.8.6	2,821.0.1.3	1,208.0.0.0	7,563.1.0.0	7,522.7.0.0	135,837.8.3.6
1901 .....	73,855.8.6.2	59,449.2.4.9	268.9.3.7	3,381.6.7.5	1,251.0.0.0	9,715.2.5.9	9,017.8.0.0	156,939.7.8.2
1902 .....	75,272.2.6.2	40,317.4.7.1	112.1.2.2	3,947.7.0.0	1,928.4.0.0	5,946.0.0.9	10,527.2.0.0	138,051.1.6.4
1903 .....	66,406.8.0.3	41,507.6.3.8	132.7.9.2	3,698.1.0.0	1,652.0.0.0	4,257.9.9.1	9,861.6.0.0	127,516.9.2.4
1904 .....	74,383.9.4.3	39,190.8.8.1	217.4.2.3	3,996.4.5.0	1,907.6.0.0	4,531.7.1.7	10,657.2.0.0	134,885.2.1.4

## B.—SPECIAL TABLES.

TABLE No. 1.—IMPORT TRADE.

Comparative Table of the principal Articles of Import, for the Years 1895 to 1904.

DESCRIPTION OF GOODS.	Classifier of Quantity.	1895.	1896.	1897.	1898.	1899.	1900.	1901.	1902.	1903.	1904.
<b>OPICUM.</b>											
Benares .....	Piculs	137	73	40	104	102	70	86	17	6	29
Patna .....	"	10	64	94	18	39	24	27	115	117	104
<b>COTTON GOODS.</b>											
Shirtings, Grey .....	Pieces	49,515	40,389	40,257	17,355	19,121	13,363	15,808	10,077	8,701	14,150
" White .....	"	39,410	30,743	35,862	24,304	24,419	18,094	16,769	10,450	8,947	12,454
T-Cloths .....	"	57,140	46,439	42,388	29,386	19,977	19,946	14,844	6,973	6,611	8,757
Cambries and Muslins .....	"	20,696	16,694	24,784	17,357	19,426	16,397	12,854	3,795	3,111	2,604
Chintzes and Plain Cotton Prints .....	"	1,090	1,191	1,506	512	1,180	975	935	278	413	1,232
Turkey Red Cottons .....	"	16,129	13,169	8,485	7,535	14,571	4,890	4,779	3,072	2,358	3,858
Dyed Shirtings, Figured .....	"	659	279	401	96	1,296	2,287	2,364	1,464	655	585
" " Plain .....	"	677	1,169	1,352	10,465	18,518	13,860	9,592	4,854	3,961	6,359
Velvets .....	"	6,067	6,550	3,689	2,473	2,704	1,170	1,088	585	...	...
	Yards	...	...	...	...	...	...	...	...	30,555	45,549
Handkerchiefs .....	Dozens	12,262	8,528	9,806	6,012	7,256	3,716	5,599	3,039	2,327	3,385
Cotton Yarn .....	Piculs	76,770	68,283	56,568	56,053	50,436	30,474	31,553	17,040	16,265	16,970
<b>WOOLLEN &amp; COTTON MIXTURES.</b>											
Lustres .....	Pieces	350	356	286	356	372	85	54	122	...	...
	Yards	...	...	...	...	...	...	...	...	1,589	...
<b>WOOLLEN GOODS.</b>											
Camlets .....	Pieces	1,105	972	734	752	586	518	260	209	235	120
Cloth, Broad, Medium, and Habit .....	"	1,359	1,242	1,157	911	770	190	279	62	...	...
	Yards	...	...	...	...	...	...	...	...	953	1,651
Lastings .....	Pieces	1,228	1,581	889	380	442	138	428	44	24	110
Long Ells .....	"	12,898	12,617	8,230	7,424	8,603	3,274	1,882	711	890	1,390
<b>METALS.</b>											
Iron, Manufactured .....	Piculs	5,180	4,293	5,570	6,115	5,845	5,289	5,262	5,528	4,714	6,664
Lead, in Pigs .....	"	456	353	340	635	396	359	675	451	363	469
Steel .....	"	739	1,205	841	534	393	331	293	315	265	354
<b>SUNDRIES.</b>											
Betel-nuts .....	Piculs	3,095	4,123	6,050	1,892	4,061	3,105	3,241	1,336	427	504
Braid, Llama .....	Gross	39,681	41,614	55,837	42,580	58,673	39,776	42,647	34,044	...	...
	Piculs	...	...	...	...	...	...	...	...	125	194
Cotton, Raw .....	"	5,065	4,865	7,385	8,257	9,415	2,360	3,689	2,388	1,282	1,506
Dyes, Aniline .....	Value, Hk. Tk.	9,456	7,823	14,853	15,114	20,371	18,906	18,820	13,020	10,954	20,665
Flour .....	Piculs	9,652	15,123	6,335	5,101	9,252	11,471	13,360	12,535	15,331	12,995
Lamps and Burners .....	Pieces	8,861	8,188	16,863	10,672	9,582	8,353	7,591	5,212	7,665	30,954



Comparative Table of the principal Articles of Import—*Continued.*

DESCRIPTION OF GOODS.	Classifier of Quantity.	1895.	1896.	1897.	1898.	1899.	1900.	1901.	1902.	1903.	1904.
Lily Flowers, Dried.....	<i>Piculs</i>	2,463	2,131	2,309	1,868	1,970	988	919	753	778	1,075
Matches.....	<i>Gross</i>	362,150	366,630	325,160	383,570	249,925	175,525	380,220	198,300	193,900	184,150
Medicines.....	{ <i>Value, Hk. Fla.</i> }	70,265	77,368	98,134	84,755	86,016	82,678	88,415	82,668	60,110	53,886
Nankeens.....	<i>Piculs</i>	1,312	1,345	2,293	2,412	1,419	1,466	1,733	1,508	1,084	2,217
Needles.....	<i>Mille</i>	27,564	26,927	33,343	57,552	44,921	42,182	59,878	18,330	30,032	42,450
Oil, Kerosene.....	<i>Galls.</i>	1,135,720	1,335,360	1,441,940	1,109,770	1,184,480	1,271,670	1,212,420	890,310	1,220,540	1,326,240
Pepper, Black.....	<i>Piculs</i>	1,364	1,994	990	638	494	384	329	81	200	120
Rice.....	"	8,550	196,300	...	...	180	8,072	...	80,191	76,851	1,014
Vermicelli.....	"	3,849	3,868	4,061	2,718	3,100	3,373	3,453	3,528	3,251	2,971
Wax, White.....	"	276	262	247	213	184	122	155	160	88	96

TABLE No. 2.—EXPORT TRADE.

Comparative Table of the principal Articles of Export, for the Years 1895 to 1904.

DESCRIPTION OF GOODS.	Classifier of Quantity.	1895.	1896.	1897.	1898.	1899.	1900.	1901.	1902.	1903.	1904.
Aniseed, Star.....	<i>Piculs</i>	3,266	6,691	4,766	2,007	1,425	66	53	20	28	3
Camphor.....	"	597	404	318	100	171	360	126	119	100	160
Cuttle-fish.....	"	2,185	2,963	2,179	3,093	6,490	6,390	4,226	4,054	3,545	3,124
Feathers, Duck, Fowl, etc.....	"	2,618	3,180	4,769	2,922	4,545	4,800	3,086	3,855	3,121	4,233
Fish, Dried and Salt.....	"	2,843	3,001	2,253	12,070	24,661	29,364	13,936	15,620	11,668	11,184
Ground-nut Cake.....	"	53,275	35,809	24,512	6,798	6,686	9,595	9,783	6,164	1,047	2,488
Hides, Cow and Buffalo.....	"	20,397	27,184	27,267	18,242	11,066	6,776	5,246	6,006	8,584	6,797
Horns, ".....	"	1,724	1,934	1,831	1,026	707	1,139	924	1,024	1,123	1,002
Indigo, Liquid.....	"	55,697	62,744	81,353	68,636	84,219	50,147	87,076	45,521	70,296	57,164
Leather.....	"	1,324	2,289	4,216	2,802	2,331	2,462	2,036	2,337	2,325	2,001
Jang-ngan Pulp.....	"	1,363	806	1,145	1,820	1,658	970	2,813	683	6,051	862
Oil, Aniseed.....	"	496	2,053	1,613	1,574	891	762	1,250	145	12	6
" Ground-nut.....	"	5,933	3,296	2,052	2	...	134	197	...	...	46
Paper.....	"	4,159	4,623	4,402	4,031	2,933	563	276	69	50	136
Pigs.....	<i>No.</i>	5,009	4,265	1,887	6,834	10,413	14,629	13,008	18,702	12,722	5,893
Prawns and Shrimps, Dried.....	<i>Piculs</i>	426	349	405	434	750	1,039	220	653	349	452
Rushes.....	"	2,191	1,674	1,085	1,965	2,074	779	2,192	1,905	1,205	1,104
Silk, Raw, White.....	"	69	49	31	4	9	2	22	...	23	22
Sugar, Brown.....	"	7,177	6,175	15,777	62,989	47,728	54,069	127,804	87,814	44,194	65,661
" White.....	"	7,818	7,323	9,810	21,403	35,333	41,614	48,605	39,601	18,011	25,082
Tallow, Animal.....	"	1,204	999	1,403	1,742	1,101	556	994	1,293	868	848
Tin.....	"	161	39	46	...	...	5	...	...	23	2
Tobacco, Leaf.....	"	2,417	2,227	2,723	11,472	6,044	7,444	6,371	4,307	7,113	3,335



TABLE No. 5.—TREASURE.

Treasure Imported and Exported during the Year ended 31st December 1904.

COUNTRIES FROM WHICH IMPORTED AND TO WHICH EXPORTED.	IMPORTS.					EXPORTS.				
	SILVER.			COPPER.	* TOTAL IMPORTS.	SILVER.			COPPER.	TOTAL EXPORTS.
	In Bars and Sycee.	In Coin.	TOTAL.	In Coin.		In Bars and Sycee.	In Coin.	TOTAL.	In Coin.	
Hk. Tls	Hk. Tls	Hk. Tls	Hk. Tls	Hk. Tls	Hk. Tls	Hk. Tls	Hk. Tls	Hk. Tls	Hk. Tls	
1. FOREIGN COUNTRIES.										
Hongkong and Macao.....	...	...	...	...	...	...	640,223	640,223	...	640,223
TOTAL: 1. FOREIGN COUNTRIES	...	...	...	...	...	...	640,223	640,223	...	640,223
2. CHINA.										
Kiungchow.....	...	18,093	18,093	...	18,093	...	...	...	...	...
TOTAL: 2. CHINA.....	...	18,093	18,093	...	18,093	...	...	...	...	...
GRAND TOTAL: FOREIGN COUN- TRIES AND CHINA.....	...	18,093	18,093	...	18,093	...	640,223	640,223	...	640,223

TABLE No. 6.—PASSENGER TRAFFIC.

Passenger Traffic during the Year 1904.

PASSENGERS TO					PASSENGERS FROM			
STEAMERS.		SAILING VESSELS.			STEAMERS.		SAILING VESSELS.	
Foreigners.	Natives.	Foreigners.	Natives.		Foreigners.	Natives.	Foreigners.	Natives.
37	1,389	...	...	Hongkong.....	36	1,309	...	...
25	110	...	...	Hoihow.....	19	86	...	...
15	121	...	...	Haiphong.....	14	160	...	...
...	7	...	...	Kwangchow wan.....	...	4	...	...
...	553	...	...	Muntok.....	...	...	...	...
77	2,180	...	...	TOTAL.....	69	1,559	...	...

## LUNGCHOW TRADE REPORT,

### FOR THE YEAR 1904.

1°. LOCAL.—The trade of the year under review shows a satisfactory and general improvement on that of previous years—it is the best on record since the opening of the port; its total net value amounted to *Hk. Ts.* 395,526, which is an increase of *Hk. Ts.* 318,467 and *Hk. Ts.* 263,112 as compared with the aggregate of the years 1902 and 1903 respectively. This large improvement is specially due to a more effective control of the frontier stations, forcing the merchants to report their goods to the Imperial Customs and to pay Duty to us, instead of paying illegal taxes to the various officials at the frontier stations as heretofore. Still, I am of the opinion that there is a good deal of smuggling going on at the frontier which will be very difficult to stop, unless we have a direct control of the frontier stations, and, if possible, the co-operation of the troops of the frontier to guard the numerous paths running through the mountains. A comparison of the trade for the last three years with Langson, Thatke, and Caobang is given below:—

YEARS.	LANGSON.			THATKE.			CAOBANG.		
	Imports.	Exports.	TOTAL.	Imports.	Exports.	TOTAL.	Imports.	Exports.	TOTAL.
	<i>Hk. Ts.</i>	<i>Hk. Ts.</i>	<i>Hk. Ts.</i>	<i>Hk. Ts.</i>	<i>Hk. Ts.</i>	<i>Hk. Ts.</i>	<i>Hk. Ts.</i>	<i>Hk. Ts.</i>	<i>Hk. Ts.</i>
1902.....	98	...	98	29,626	1,424	31,050	41,157	4,754	45,911
1903.....	54,316	11,356	65,672	30,001	1,503	31,504	30,904	4,334	35,238
1904.....	25,610	89,689	115,299	141,277	3,388	144,665	126,293	9,269	135,562

Nearly all Foreign Imports were conveyed into the interior under Transit Passes; and, as stated in previous Reports, Lungchow as an open port is still in the immature stage of an inland distributing and collecting *entrepôt*, differing in no way from what it was before it was opened as a port, except that during the year under review an amount was collected as Revenue nearly sufficient to pay the cost of collection. No improvement in the means of transport between the Tonkin frontier and Lungchow has been effected, and it is to be hoped, for the good of the port, that the extension of the Tonkin railway will soon reach it; and that the transit will be made quick, easy, and cheap, so that it may become the normal route for goods from Europe to Kwangsi.

2°. REVENUE.—The total collection for the year amounted to *Hk. Ts.* 14,666, showing an increase of *Hk. Ts.* 10,418 and *Hk. Ts.* 10,715 respectively as compared with the totals of the years 1902 and 1903. It is the best Revenue ever collected since the opening of the port. Every branch of the Revenue exhibits a gain as compared with previous years. Native Opium alone, exported to Tonkin, contributed nearly 19 per cent. to the total.

3°. FOREIGN TRADE.—(a.) Imports.—The total value of the Import trade amounted to *Hk. Ts.* 293,180; this is the largest sum on record, and shows an increase of *Hk. Ts.* 222,229 and *Hk. Ts.* 177,959 respectively over the figures for 1902 and 1903. The principal articles imported were White and Yellow Beans, Inferior Cardamoms, Dye-stuff, Ground-nut Cake, Brown Sugar, and Timber. The greater part of the Beans, Dye-stuff, and Ground-nut Cake was declared

imported from Tonkin by the numerous by-paths of the frontier; and, the *bonâ fide* declaration of the merchants having been accepted, the goods, after payment of Import Duties and Transit Dues, were allowed to be sent inland under Transit Passes. As long as the whole of the frontier is not perfectly guarded, we have no means to certify that the goods do not come by the numerous by-paths. The trade in Beans, Dye-stuff, and Ground-nut Cake shows a large percentage of increase over that of 1903. There was a good crop of Ground-nuts in this district, and a large part of it was probably declared as imported from Tonkin in order to get the benefit of Transit Passes to Fatshan. The Aniseed crop was also a good one, and only 15 piculs of Aniseed Oil were reported to this office as imported from Tonkin. The Timber trade was good throughout the year, and the different kinds imported were sold readily on arrival, being mostly sent under Transit Passes to Fatshan, in the Kwangtung province.

(b.) *Exports*.—The total value of the Export trade amounted to *Hk.Tts.* 102,346; this is the largest sum on record, and shows an increase of *Hk.Tts.* 96,168 and *Hk.Tts.* 85,153 respectively over the figures of 1902 and 1903. The principal articles exported were Kweichow Opium, 134.24 piculs, valued at *Hk.Tts.* 81,733, and Yunnan Opium, 3.57 piculs, valued at *Hk.Tts.* 2,000. Foreign goods imported *viâ* the West River and subsequently exported to Tonkin amounted to *Hk.Tts.* 4,284, the principal item being American Kerosene Oil, 21,630 gallons, valued at *Hk.Tts.* 4,270. The other articles exported are very insignificant and deserve no comment. The principal product of this district is Aniseed Oil, and it is reported that 652 piculs of this Oil, valued at *Hk.Tts.* 117,360, were sent to Wuchow under Outward Transit Passes, the Chinese merchants here finding it more to their advantage to dispose of their goods in that way.

(c.) *Re-exports*.—*Nil.*

4°. COAST TRADE.—*Nil.*

5°. INLAND TRANSIT.—(a.) *Inwards*.—Our Transit trade followed the Import trade, and, like it, shows a large increase—2,382 Transit Passes, covering goods valued at *Hk.Tts.* 280,000 (or 95 per cent. of the Imports), were issued in 1904, against 247 Passes, covering goods valued at *Hk.Tts.* 54,586, issued in 1903. The principal goods conveyed to the interior under Transit Passes were: Beans, value *Hk.Tts.* 83,453; Dye-stuff, value *Hk.Tts.* 24,718; Ground-nut Cake, value *Hk.Tts.* 93,996; Brown Sugar, value *Hk.Tts.* 29,824; and Timber of all kinds, value *Hk.Tts.* 15,570, nearly all being conveyed to Fatshan, in Kwangtung province.

(b.) *Outwards*.—*Nil.*

6°. SHIPPING.—The total shipping for the year, entries and clearances of vessels serving the port, amounted to 837 small Chinese junks, aggregating 3,348 tons, against 297 entries and clearances, totalling 1,188 tons, in 1903. For the first time a small steam vessel, of 7 tons, plying under Inland Steam Navigation Rules, appears in our Shipping table.

7°. PASSENGER TRAFFIC.—No record of passengers can be kept; most of them come and go across the frontier by land. By the courtesy of the French Consular Agent I am able to say that 150 passports and 4,500 special passes for Chinese going to Tonkin were issued by him in 1904. This is not an emigration from China—the same people go and return several times in the course of a year; very few remain in Tonkin.

8°. TREASURE.—No information regarding movements of Treasure on the frontier is obtainable, for the reason that, the country not being entirely free from bad characters, any public declaration or show of money might expose its owner to the risk of accidents *en route*.

9°. OPIUM.—(a.) *Foreign*.—*Nil.*

(b.) *Native*.—Opium found in the province of Kwangsi is imported from Yunnan, Kweichow, and Szechwan. I am told that 291 piculs of Kweichow Opium and 169 piculs of Yunnan Opium were imported during the year. 134.24 piculs of Kweichow Opium and 3.57 piculs of

Yunnan Opium have been exported to Tonkin; the rest was consumed locally and in neighbouring towns. The wholesale prices of the drug in Lungchow were as follows: Kweichow Opium—highest, *Hk.Tts* 576, and lowest, *Hk.Tts* 415; Yunnan Opium—highest, *Hk.Tts* 620, and lowest, *Hk.Tts* 507.

10°. MISCELLANEOUS.—The weather was very favourable—heavy rains having come early in the year, the crops have been exceptionally good, especially that of rice; the price of this commodity was quoted towards the end of the year at from \$2.40 to \$2.70 per picul, according to quality.—No cases of plague or cholera have been reported during the year.—Piracy is still, unfortunately, prevalent in the province, which renders water communications very unsafe. A few cases of attacks by pirates have been reported during the year. In January 18 cargo-boats were attacked and robbed at Ning-ming-chou (寧明州), more than \$10,000 worth of goods were seized, and several soldiers and pirates were killed. In February a stern-wheel boat was attacked near T'o-lu (駝廬), on her way down to Nanning (南寧); the boat got the worst of it, but some 10 pirates were severely wounded. In June a fight between official troops and some 200 pirates took place at Ning-ming-chou (寧明州); two officers of the Taotai were killed. In July, at Liu-chou-fu (柳州府), over 2,000 soldiers, having turned rebels, ran away with their arms and ammunition, after having ransacked the place for treasure. In September about 100 pirates had a fight with Chinese soldiers near Namquan (Porte de Chine); three soldiers and 20 pirates were killed. In November four chief pirates were captured near Namquan and decapitated at Lungchow; they were four brothers, who did a lot of mischief near the frontier, having about 120 men well armed with rifles under them; their favourite method of procedure was to hold persons in their hiding-place for ransom. Although several cases of piracy were reported to have taken place in different parts of the province, our neighbourhood remained undisturbed.—On the 14th August a small steam-launch, of 7 tons, having in tow a stern-wheel boat with official treasure and passengers on board from Nanning, entered the port of Lungchow; it was the first steam vessel which reached Lungchow since the opening of the port. During the high-water season, and when the current of the river is not too strong, there are no difficulties for steam-launches, having a draught not exceeding 4 feet, to ply between Nanning and Lungchow.—On the 4th October His Excellency Ko FÊNG-SHIEH (柯逢時), Governor of this province, handed over the seals of office to His Excellency Li CHING-HSI (李經羲), formerly Governor of Kweichow province.—The Imperial Commissioner CH'ENG, Superintendent of Affairs on the Kwangsi frontier, has built a floating-bridge across the river, just below the Customs Jetty, connecting the Lungchow city with the right bank of the river, on which the Custom House is situated. This bridge, which is very convenient for people wishing to cross the river, was opened to traffic on the 19th December, and is called Li-min-ch'iao (利民橋).—The summer was excessively wet—56.66 inches of rain fell during the year, against 33.90 inches in the year before. The temperature was: minimum, 48° F., recorded on the 30th November; maximum, 94° F., on the 28th August; while in the preceding year 94° F. was recorded as maximum, on the 1st August, and 40° F. as minimum, on the 31st January. The mean temperature for 1903 and 1904 was the same, *i.e.*, 72° F.

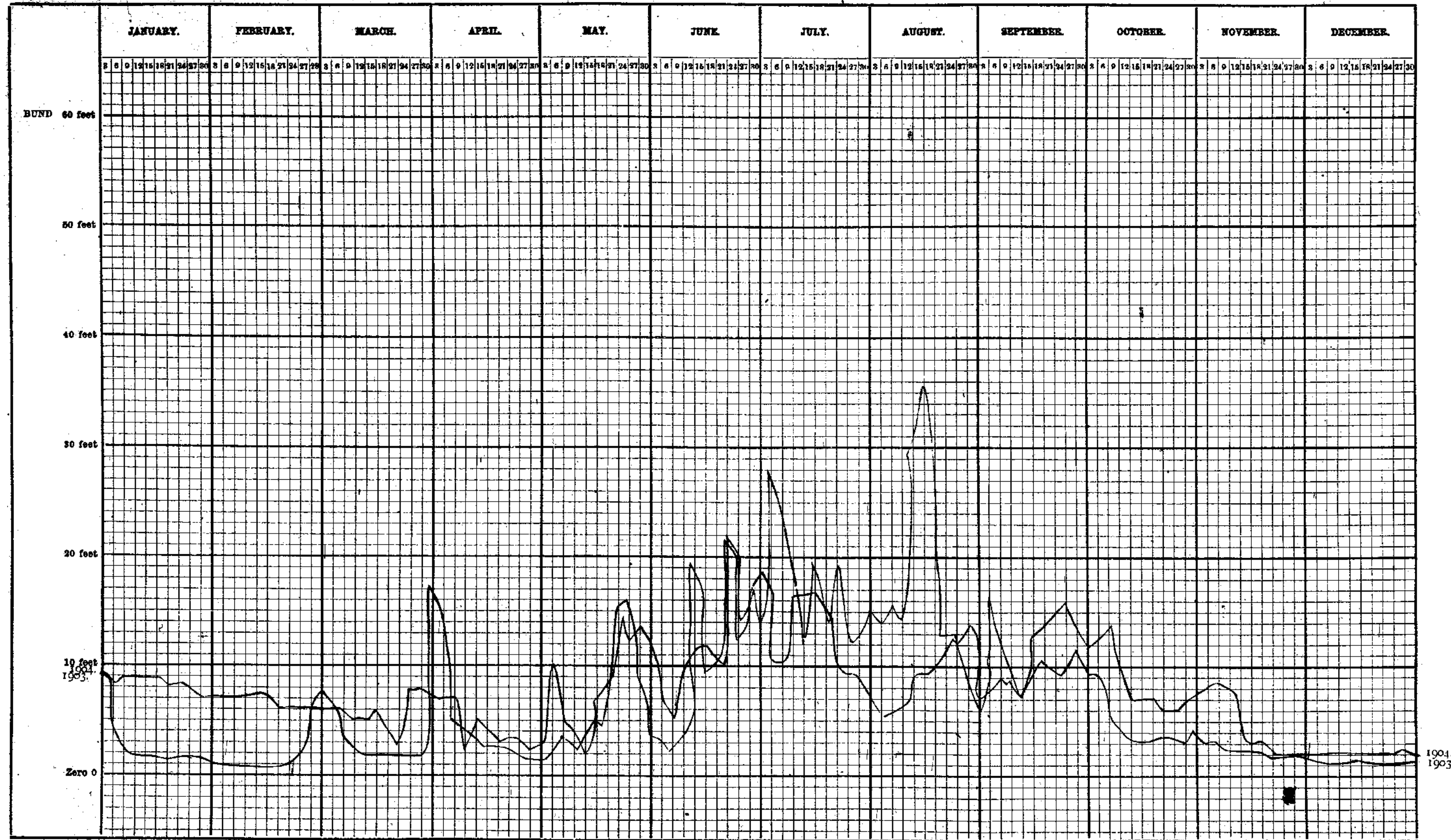
J. FOUGERAT,

*Acting Commissioner of Customs.*

LUNGCHOW, 24th January 1905.

---

DIAGRAM SHOWING THE RISE AND FALL OF THE TSO-CHIANG AT LUNGCHOW, FOR THE YEARS 1903 AND 1904.



1903. Minimum temperature, 40° F.; maximum, 94° F. Mean temperature, 72° F. Rainfall, 33.90 inches.  
 1904. " " 48° " " 94° " " " 72° " " 56.66 "

# LUNGCHOW TRADE RETURNS, FOR THE YEAR 1904.

## A.—GENERAL TABLES.

### TABLE No. 1.—I. SHIPPING.

Number and Tonnage of Vessels Entered and Cleared under each Flag,  
for the Year ended 31st December 1904.

*a.—Under General Regulations.*

FLAG.	SAILING VESSELS (NATIVE).													
	ENTERED INWARDS.						CLEARED OUTWARDS.						TOTAL ENTERED AND CLEARED.	
	With Cargo.		In Ballast.		TOTAL.		With Cargo.		In Ballast.		TOTAL.			
	No.	Tons.	No.	Tons.	No.	Tons.	No.	Tons.	No.	Tons.	No.	Tons.	No.	Tons.
Chinese .....	728	2,912	...	...	728	2,912	109	436	...	...	109	436	837	3,348

*b.—Under Inland Steam Navigation Rules.*

Nil.

### 2°. REPORTS TO THE CUSTOMS.

*a.—Number of Rafts from Tonkin.*

—	MARCH QUARTER.	JUNE QUARTER.	SEPTEMBER QUARTER.	DECEMBER QUARTER.	TOTAL.
Rafts .....	91	27	65	95	278

*b.—Overland Frontier Trade.*

Number of Coolies, carrying on an average 50 Catties each.

—	MARCH QUARTER.	JUNE QUARTER.	SEPTEMBER QUARTER.	DECEMBER QUARTER.	TOTAL.
Inwards .....	332	219	128	205	884
Outwards .....	415	193	203	258	1,069
TOTAL .....	747	412	331	463	1,953



TABLE No. II.—GROSS AND NET VALUES OF THE TRADE OF LUNGCHOW,  
1902 TO 1904.

	1902.		1903.		1904.	
	NET VALUES.	GROSS VALUES.	NET VALUES.	GROSS VALUES.	NET VALUES.	GROSS VALUES.
	<i>Hk. Ta</i>	<i>Hk. Ta</i>	<i>Hk. Ta</i>	<i>Hk. Ta</i>	<i>Hk. Ta</i>	<i>Hk. Ta</i>
<b>FOREIGN GOODS.</b>						
Imported from Foreign Countries and Hongkong.....	70,881		115,221		293,180	
Imported from Chinese Ports.....	...		...		...	
<b>Total Foreign Imports.....</b>		<b>70,881</b>		<b>115,221</b>		<b>293,180</b>
Re-exported to Foreign Countries and Hongkong...	...		...		...	
Re-exported to Chinese Ports.....	...		...		...	
<b>Total Foreign Re-exports.....</b>	...		...		...	
<b>Net Total Foreign Imports.....</b>	<b>70,881</b>		<b>115,221</b>		<b>293,180</b>	
<b>NATIVE PRODUCE.</b>						
Imported.....		...		...		...
Re-exported to Foreign Countries.....	...		...		...	
Re-exported to Chinese Ports.....	...		...		...	
<b>Total Native Re-exports.....</b>	...		...		...	
<b>Net Total Native Imports.....</b>	...		...		...	
Native Produce of local origin Exported to Foreign Countries.....	6,178		17,193		102,346	
Native Produce of local origin Exported to Chinese Ports.....	...		...		...	
<b>Total Exports of local origin...</b>		<b>6,178</b>		<b>17,193</b>		<b>102,346</b>
<b>Gross Value of the Trade of the Port.....</b>		<b>77,059</b>		<b>132,414</b>		<b>395,526</b>
<b>Net Value of the Trade of the Port, i.e., Foreign and Native Imports less Re-exports, and Native Exports of local origin.....</b>	<b>77,059</b>		<b>132,414</b>		<b>395,526</b>	

TABLE No. III.—TRADE IN FOREIGN GOODS.—Imports and Re-exports.

DESCRIPTION OF GOODS.	Classifier of Quantity.	IMPORTS FROM FOREIGN COUNTRIES AND HONGKONG.		IMPORTS FROM CHINESE PORTS.		RE-EXPORTS TO FOREIGN COUNTRIES AND HONGKONG.		RE-EXPORTS TO CHINESE PORTS.		NET TOTAL IMPORTS.	
		Quantity.	Value.	Quantity.	Value.	Quantity.	Value.	Quantity.	Value.	Quantity.	Value.
<b>COTTON GOODS.</b>											
Shirtings, White, Plain, English.....	Pieces	115	449	...	...	...	...	...	...	115	449
Drills, over 12½ lb., Japanese.....	"	15	47	...	...	...	...	...	...	15	47
Muslins, White, 12 yards.....	"	100	120	...	...	...	...	...	...	100	120
Dyed Shirtings, Hongkong, 20 yards.....	"	10	30	...	...	...	...	...	...	10	30
Japanese Cotton Cloth.....	Yards	6,768	1,191	...	...	...	...	...	...	6,768	1,191
Handkerchiefs, Plain, Dyed, and Printed.....	Dozens	116	52	...	...	...	...	...	...	116	52
Cotton Goods, Unclassed.....	Yards	3,444	505	...	...	...	...	...	...	3,444	505
" Yarn, Japanese.....	Piculs	415	10,209	...	...	...	...	...	...	415	10,209
" Thread, in Balls.....	"	1	87	...	...	...	...	...	...	1	87
<b>MISCELLANEOUS PIECE GOODS.</b>											
Silk Piece Goods, Plain.....	Catties	200	1,310	...	...	...	...	...	...	200	1,310
<b>SUNDRIES.</b>											
Beans, White and Yellow.....	Piculs	35,291	74,534	...	...	...	...	...	...	35,291	74,534
Bones, Cow, Pig, and Refuse.....	"	1,152	794	...	...	...	...	...	...	1,152	794
Cardamoms, Inferior.....	"	140	4,200	...	...	...	...	...	...	140	4,200
Cloth, Native (Nankeens).....	"	13	925	...	...	...	...	...	...	13	925
Curtains, Bed.....	Value	...	1,174	...	...	...	...	...	...	...	1,174
Cuttle-fish.....	Piculs	11	165	...	...	...	...	...	...	11	165
Dye-stuff.....	"	14,419	24,253	...	...	...	...	...	...	14,419	24,253
Feathers, Duck and Fowl.....	"	128	1,014	...	...	...	...	...	...	128	1,014
Fish, Salt.....	"	54	246	...	...	...	...	...	...	54	246
Fungus.....	"	137	4,795	...	...	...	...	...	...	137	4,795
Ground-nut Cake.....	"	48,789	87,332	...	...	...	...	...	...	48,789	87,332
Hides, Cow and Buffalo.....	"	79	1,580	...	...	...	...	...	...	79	1,580
Horns, " ".....	"	16	144	...	...	...	...	...	...	16	144
Leather " ".....	"	136	1,790	...	...	...	...	...	...	136	1,790
Maize.....	"	229	186	...	...	...	...	...	...	229	186
Medicines.....	Value	...	8,444	...	...	...	...	...	...	...	8,444
Molasses.....	Piculs	4,820	2,839	...	...	...	...	...	...	4,820	2,839
Milk, Condensed, in Tins.....	Dozens	130	189	...	...	...	...	...	...	130	189
Nutgalls.....	Piculs	10	200	...	...	...	...	...	...	10	200
Oil, Aniseed.....	"	15	2,235	...	...	...	...	...	...	15	2,235
" Ground-nut.....	"	27	270	...	...	...	...	...	...	27	270
Rice.....	"	443	2,104	...	...	...	...	...	...	443	2,104
Sapanwood.....	"	87	217	...	...	...	...	...	...	87	217
Shoes and Boots, Silk and Cotton.....	Pairs	272	163	...	...	...	...	...	...	272	163
Soap, Toilet and Fancy.....	Dozens	850	255	...	...	...	...	...	...	850	255
Stores, Household.....	Value	...	485	...	...	...	...	...	...	...	485
Sugar, Brown.....	Piculs	7,533	30,132	...	...	...	...	...	...	7,533	30,132
" White.....	"	1,143	5,601	...	...	...	...	...	...	1,143	5,601
<b>Timber:—</b>											
Beans, Hard-wood.....	Cub. ft.	7,642	3,309	...	...	...	...	...	...	7,642	3,309
Chopping Boards, Hard-wood.....	Value	...	1,128	...	...	...	...	...	...	...	1,128
Logs, Unclassed.....	"	...	288	...	...	...	...	...	...	...	288
Oil Machines, Hard-wood.....	"	...	884	...	...	...	...	...	...	...	884
Piles and Poles.....	Sq. feet	441,087	10,145	...	...	...	...	...	...	441,087	10,145
Planks, Hard-wood.....	Cub. ft.	529	218	...	...	...	...	...	...	529	218
Poles, Bamboo.....	Value	...	1,566	...	...	...	...	...	...	...	1,566
Spokes, Hard-wood.....	"	...	407	...	...	...	...	...	...	...	407
Sugar Machines, Hard-wood.....	"	...	259	...	...	...	...	...	...	...	259
Umbrellas, Cotton, Japanese.....	Pieces	904	362	...	...	...	...	...	...	904	362
Wines.....	Value	...	239	...	...	...	...	...	...	...	239
Sundries, Unenumerated.....	"	...	4,109	...	...	...	...	...	...	...	4,109
<b>TOTAL.....</b>	<b>Hk. Ts.</b>	<b>293,180</b>		...	...	...	...	...	...	<b>293,180</b>	

## SUMMARY.

IMPORTS from Cochin China, Tonkin, and Annam.....	<i>Hk. Ta</i>	293,180
Total from Foreign Countries.....	<i>Hk. Ta</i>	293,180
TOTAL FOREIGN IMPORTS.....	<i>Hk. Ta</i>	293,180

TABLE No. IV.—TRADE IN NATIVE PRODUCE.—Imports and Re-exports.

*Nil.*

TABLE No. V.—TRADE IN NATIVE PRODUCE.—Exports and Re-exports.

DESCRIPTION OF GOODS.	Classifier of Quantity.	EXPORTS TO FOREIGN COUNTRIES.		EXPORTS TO HONGKONG.		EXPORTS TO CHINESE PORTS.		TOTAL RE-EXPORTS TO FOREIGN COUNTRIES, HONGKONG, AND CHINESE PORTS.		TOTAL EXPORTS (including Re-exports).	
		Quantity.	Value.	Quantity.	Value.	Quantity.	Value.	Quantity.	Value.	Quantity.	Value.
Beancurd.....	Piculs	2	18	...	...	...	...	...	...	2	18
Beans, Salted.....	"	90	433	...	...	...	...	...	...	90	433
Candlewick.....	Bundles	647	63	...	...	...	...	...	...	647	63
Cattle.....	Head	46	317	...	...	...	...	...	...	46	317
China ware, Coarse.....	Piculs	102	582	...	...	...	...	...	...	102	582
Chopping Knives.....	Pieces	580	88	...	...	...	...	...	...	580	88
Fire-crackers and Fireworks.....	Piculs	58	853	...	...	...	...	...	...	58	853
Gypsum.....	"	12	25	...	...	...	...	...	...	12	25
Hides, Cow and Buffalo.....	"	12	183	...	...	...	...	...	...	12	183
Iron Pans.....	"	236	1,600	...	...	...	...	...	...	236	1,600
Joss Sticks.....	"	17	169	...	...	...	...	...	...	17	169
Oil, Ground-nut.....	"	192	2,802	...	...	...	...	...	...	192	2,802
Opium, Native, Kweichow.....	"	134.24	81,733	...	...	...	...	...	...	134.24	81,733
" " Yunnan.....	"	3.57	2,000	...	...	...	...	...	...	3.57	2,000
Paper, 1st Quality.....	"	31	615	...	...	...	...	...	...	31	615
" 2nd ".....	"	16	169	...	...	...	...	...	...	16	169
" Joss.....	"	97	1,626	...	...	...	...	...	...	97	1,626
Pottery, Earthenware.....	"	102	366	...	...	...	...	...	...	102	366
Shoes, Straw.....	Pairs	3,379	85	...	...	...	...	...	...	3,379	85
Soy.....	Piculs	249	879	...	...	...	...	...	...	249	879
Sugar, Brown.....	"	12	50	...	...	...	...	...	...	12	50
" White.....	"	69	368	...	...	...	...	...	...	69	368
Tea, Green.....	"	8	114	...	...	...	...	...	...	8	114
Turnips, Dried and Salted.....	"	11	35	...	...	...	...	...	...	11	35
Vermicelli.....	"	76	1,077	...	...	...	...	...	...	76	1,077
Wooden Basins.....	Pieces	131	28	...	...	...	...	...	...	131	28
" Boxes and Trunks.....	"	26	20	...	...	...	...	...	...	26	20
Sundries, Unenumerated *.....	Value	...	6,048	...	...	...	...	...	...	...	6,048
<b>TOTAL.....</b>	<b>Hk. Ts</b>	<b>102,346</b>		.....		.....		.....		<b>102,346</b>	

\* Including the following Foreign Goods: Lamps and Lampware, value Hk. Ts 6; 43 gross of Japan Wood Matches, value Hk. Ts 8; and 27,630 gallons of American Kerosene Oil, value Hk. Ts 4,270; total value, Hk. Ts 4,284.

## SUMMARY.

To—	EXPORTS.		RE-EXPORTS.		TOTAL EXPORTS AND RE-EXPORTS.	
	Hk. Ts	Hk. Ts	Hk. Ts	Hk. Ts	Hk. Ts	Hk. Ts
Cochin China, Tonkin, and Annam.....	102,346	.....	.....	.....	102,346	.....
Total to Foreign Countries.....	.....	102,346	.....	.....	.....	102,346
<b>GRAND TOTAL.....</b>	<b>102,346</b>		.....		<b>102,346</b>	

TABLE No. VI.—TRANSIT TRADE.

a.—Table showing the Destinations of the various Goods forwarded under Transit Passes to the Interior during the Year 1904.

DESCRIPTION OF GOODS.	Classifier of Quantity.	KWANGSI.		KWANGTUNG.		TOTAL.	
		Quantity.	Value.	Quantity.	Value.	Quantity.	Value.
			<i>Hk. Ts.</i>		<i>Hk. Ts.</i>		<i>Hk. Ts.</i>
Beans, White and Yellow.....	<i>Piculs</i>	195	413	39,319	83,040	39,514	83,453
Bones, Cow, Pig, and Refuse.....	"	....	....	1,119	772	1,119	772
Cardamoms, Inferior.....	"	1	30	131	3,930	132	3,960
Dye-stuff.....	"	....	....	14,694	24,718	14,694	24,718
Feathers, Duck and Fowl.....	"	....	....	128	1,014	128	1,014
Fungus.....	"	....	....	121	4,235	121	4,235
Ground-nut Cake.....	"	....	....	52,486	93,996	52,486	93,996
Hides, Cow and Buffalo.....	"	....	....	83	1,660	83	1,660
Horns, " ".....	"	....	....	25	225	25	225
Medicines.....	<i>Value</i>	....	53	....	7,506	....	7,559
Molasses.....	<i>Piculs</i>	....	....	4,820	2,839	4,820	2,839
Nutgalls.....	"	....	....	10	200	10	200
Oil, Aniseed.....	"	....	....	15	2,235	15	2,235
" Ground-nut.....	"	....	....	25	250	25	250
Sapanwood.....	"	....	....	87	217	87	217
Sugar, Brown.....	"	1,067	4,268	6,389	25,556	7,456	29,824
" White.....	"	252	1,235	891	4,366	1,143	5,601
Timber:—							
Beams, Hard-wood.....	<i>Cub. ft.</i>	64	28	7,968	3,450	8,032	3,478
Chopping Boards, Hard-wood.....	<i>Value</i>	....	259	....	536	....	795
Logs, Unclassed.....	"	....	....	....	288	....	288
Oil Machines, Hard-wood.....	"	....	....	....	752	....	752
Piles and Poles.....	<i>Sq. feet</i>	1,113	26	400,017	9,200	401,130	9,226
Planks, Hard-wood.....	<i>Cub. ft.</i>	....	....	328	135	328	135
Poles, Bamboo.....	<i>Value</i>	....	230	....	193	....	423
Spokes, Hard-wood.....	"	....	79	....	311	....	390
Sugar Machines, Hard-wood.....	"	....	....	....	83	....	83
Sundries, Unenumerated.....	"	....	4	....	1,668	....	1,672
<b>TOTAL.....</b>	<i>Hk. Ts.</i>	....	6,625	....	273,375	....	280,000

b.—Table showing the Provinces from which Native Goods were brought under Transit Passes during the Year 1904.

*Nil.*

c.—Table showing the Number of Passes issued for, and the Amount of Duties collected on, Foreign Goods forwarded to the Interior under Transit Passes, as divided between the various Nationalities, during the Year 1904.

QUARTER.	CHINESE.	
	No. of Passes.	Transit Dues.
1st quarter.....	182	<i>Hk. Ts. m. c. c.</i> 498.2.9.0
2nd ".....	391	1,052.3.5.2
3rd ".....	461	779.1.6.5
4th ".....	1,348	1,620.9.9.9
<b>TOTAL.....</b>	2,382	3,950.8.0.6

d.—Table showing the Number of Passes surrendered for, and the Amount of Duties collected on, Native Goods brought from the Interior under Transit Passes, as divided between the various Nationalities, during the Year 1904.

*Nil.*

TABLE No. VII.—DUTIES.

a.—Duties paid under each Flag, for the Year ended 31st December 1904.

FLAG.	IMPORT.	EXPORT.	COAST TRADE.	TONNAGE.	TRANSIT.	OPIUM LIKIN.	TOTAL.
	<i>Hk. Tsm.c.c.</i>	<i>Hk. Tsm.c.c.</i>	<i>Hk. Tsm.c.c.</i>	<i>Hk. Tsm.c.c.</i>	<i>Hk. Tsm.c.c.</i>	<i>Hk. Tsm.c.c.</i>	<i>Hk. Tsm.c.c.</i>
Chinese .....	7,034.3.60	924.6.4.6	...	...	3,950.8.0.6	...	11,909.8.1.2
On Opium .....	...	2,756.3.3.9	...	...	...	...	2,756.3.3.9
TOTAL .....	7,034.3.6.0	3,680.9.8.5	...	...	3,950.8.0.6	...	14,666.1.5.1 *

\* No Drawbacks marked for cash payment during the year, to be deducted from this total.....*Hk. Tsm. Nil.*

b.—Comparative Table of Duties collected, for the Years 1895 to 1904.

YEARS.	IMPORT (exclusive of Opium).	EXPORT (exclusive of Opium).	COAST TRADE (exclusive of Opium).	OPIUM (Import, Export, and Coast Trade).	TONNAGE.	TRANSIT.	OPIUM LIKIN.	TOTAL.
	<i>Hk. Tsm.c.c.</i>	<i>Hk. Tsm.c.c.</i>	<i>Hk. Tsm.c.c.</i>	<i>Hk. Tsm.c.c.</i>	<i>Hk. Tsm.c.c.</i>	<i>Hk. Tsm.c.c.</i>	<i>Hk. Tsm.c.c.</i>	<i>Hk. Tsm.c.c.</i>
1895.....	1,475.1.6.1	1,048.0.4.6	...	1,869.2.1.1	...	...	...	4,392.4.1.8
1896.....	1,724.6.9.1	1,036.7.9.2	...	720.4.2.7	4.6.0.0	...	...	3,486.5.1.0
1897.....	2,307.3.9.8	1,160.2.8.0	...	...	11.8.0.0	...	...	3,479.4.7.8
1898.....	3,043.2.7.1	511.7.4.3	...	...	18.4.0.0	...	...	3,573.4.1.4
1899.....	2,422.8.2.9	491.6.0.8	...	...	18.2.0.0	92.1.7.9	...	3,024.8.1.6
1900.....	3,670.6.6.1	379.9.6.2	...	...	11.2.0.0	1,258.0.4.1	...	5,319.8.6.4
1901.....	4,483.6.6.6	325.5.4.2	...	...	9.4.0.0	1,176.2.4.4	...	5,994.8.5.2
1902.....	2,644.3.4.7	280.2.0.9	...	...	4.4.0.0	1,318.8.3.9	...	4,247.7.9.5
1903.....	2,230.2.4.9	382.6.1.9	...	332.3.0.0	...	1,006.0.4.4	...	3,951.2.1.2
1904.....	7,034.3.6.0	924.6.4.6	...	2,756.3.3.9	...	3,950.8.0.6	...	14,666.1.5.1

## B.—SPECIAL TABLES.

TABLE No. 1.—IMPORT TRADE.

Comparative Table of the principal Articles of Import, for the Years 1895 to 1904.

DESCRIPTION OF GOODS.	Classifier of Quantity.	1895.	1896.	1897.	1898.	1899.	1900.	1901.	1902.	1903.	1904.
<b>METALS.</b>											
Ironware, Unclassed.....	{ Value, Hk. $\frac{7}{16}$ }	...	...	...	3,005	275	306	...	...	...	...
<b>SUNDRIES.</b>											
Beans and Peas.....	Piculs	...	84	152	...	...	220	66	...	3,313	35,291
Bones, Cow.....	"	...	...	...	...	...	...	...	...	807	1,152
Cardamoms, Inferior.....	"	156	87	14	10	62	11	...	...	...	140
Dye-stuff.....	{ Value, Hk. $\frac{7}{16}$ }	14,274	16,022	27,206	29,346	28,663	45,697	29,573	25,998	24,302	24,253
Ground-nut Cake.....	Piculs	...	...	...	...	...	...	...	...	6,960	48,789
Oil, Aniseed.....	"	64	180	198	356	164	231	556	...	...	15
Paints, Assorted.....	{ Value, Hk. $\frac{7}{16}$ }	...	...	...	430	117	64	...	...	...	...
Pigs.....	No.	...	...	...	117	26	114	36	...	...	...
Rice.....	Piculs	...	...	5	30	146	3,903	2,549	868	12,748	443
<b>Timber:—</b>											
Beams, Hard-wood, other than Square.....	{ Value, Hk. $\frac{7}{16}$ }	2,063	954	775	410	461	2,353	9,440	14,632	4,872	3,309
Chopping Boards, Hard-wood.....	"	857	1,228	1,026	1,725	2,363	1,028	972	218	614	1,128
Logs, Unclassed.....	"	928	442	327	116	319	836	2,458	1,242	250	288
Piles and Poles, Hard-wood.....	Pieces	4,203	1,324	1,690	243	2,168	2,559	5,167	2,491	1,225	5,034
Planks, Unclassed.....	{ Value, Hk. $\frac{7}{16}$ }	137	89	3	4,311	74	542	561	3,346	201	218
Poles, Bamboo.....	"	832	540	1,519	1,416	1,317	1,090	900	967	715	1,566
Spokes, Hard-wood.....	"	132	25	22	...	220	136	443	850	201	407
Sugar Machines, Hard-wood.....	"	1,931	554	339	1,215	805	2,616	887	93	90	259
Wines.....	"	...	...	...	...	724	1,970	316	49	...	239

TABLE No. 2.—EXPORT TRADE.

Comparative Table of the principal Articles of Export, for the Years 1895 to 1904.

DESCRIPTION OF GOODS.	Classifier of Quantity.	1895.	1896.	1897.	1898.	1899.	1900.	1901.	1902.	1903.	1904.
<b>NATIVE SUNDRIES.</b>											
Beans, Salted and Preserved.....	Piculs	209	123	172	156	78	58	61	52	9	90
China-ware, Coarse.....	"	259	251	349	172	198	84	70	40	71	102
Fire-crackers and Fireworks.....	"	88	119	121	33	50	23	13	8	6	58
Iron Pans.....	{ Value, Hk. $\frac{7}{16}$ }	2,088	1,501	3,087	1,147	1,255	586	307	189	313	1,600
Joss Sticks.....	Piculs	118	166	216	83	89	53	46	16	11	17
Molasses.....	"	...	217	226	19	40	10	15	1	1	...
Oil, Aniseed.....	"	6	69	9	30	...	...	...	...	...	...
Ground-nut.....	"	583	252	246	99	117	54	85	79	19	192

Comparative Table of the principal Articles of Export—Continued.

DESCRIPTION OF GOODS.	Classifier of Quantity.	1895.	1896.	1897.	1898.	1899.	1900.	1901.	1902.	1903.	1904.
Opium, Native, Kweichow.....	<i>Piculs</i>	65	11	...	...	...	...	...	...	17	134
"    "    Szechwan.....	"	20	25	...	...	...	...	...	...	...	...
"    "    Yunnan.....	"	9	1	...	...	...	...	...	...	...	3
Paper, 1st Quality.....	"	18	21	18	6	8	4	4	1	6	31
"    2nd    ".....	"	21	33	34	19	24	6	6	6	3	16
"    Joss.....	"	61	84	92	48	47	29	30	19	13	97
Pottery, Earthenware.....	"	510	365	420	216	190	94	38	14	21	102
Soy.....	"	175	211	299	197	166	119	95	126	73	249
Sugar, Brown.....	"	58	8	68	20	48	40	22	8	...	12
"    Candy.....	"	9	12	8	3	3	4	...	...	...	...
"    White.....	"	322	292	526	150	171	105	83	14	5	69
Tea, Green.....	"	49	80	70	5	3	5	2	1	1	8
Tobacco, Prepared.....	"	15	21	30	5	2	1	...	...	...	...
Turnips, Salted.....	"	...	60	84	16	17	8	10	8	8	11
Vermicelli.....	"	36	51	51	22	25	11	12	10	7	76
FOREIGN GOODS IMPORTED <i>via</i> WEST RIVER OR PAKHOI.											
COTTON GOODS.											
Shirtings, White.....	<i>Pieces</i>	116	41	49	12	10	...	6	...	...	...
T-Cloths.....	"	180	124	173	10	24	...	...	...	...	...
Turkey Red Cottons.....	"	23	8	1	2	1	...	...	...	...	...
Cotton Yarn, Indian.....	<i>Piculs</i>	225	57	120	12	9	...	1	...	...	...
SUNDRIES.											
Matches, Japan.....	<i>Gross</i>	227	348	463	144	1,008	104	50	...	...	43
Milk, Condensed, in Tins.....	<i>Dozens</i>	439	320	112	...	...	...	...	...	...	...
Oil, Kerosene, American.....	<i>Gallons</i>	3,505	2,615	7,400	5,865	10,035	9,220	15,370	13,590	9,437	21,630
"    "    Russian.....	"	1,160	830	...	6,000	...	...	...	...	...	...
"    "    Sumatra.....	"	...	1,170	2,865	1,030	1,100	...	...	...	...	...
Sundries, Unenumerated.....	<i>Value, Hk. Ts</i>	610	566	451	114	301	644	8	2	...	6

TABLE No. 3.—VALUE OF TRADE.

Comparative Table of the Value of the Trade, for the Years 1895 to 1904.

YEARS.	IMPORTS FROM		EXPORTS TO		TOTAL IMPORTS AND EXPORTS.	RE-EXPORTS.	TREASURE.		TRANSIT TRADE.	
	Foreign Countries.	Native Ports.	Foreign Countries.	Native Ports.			Imported.	Exported.	Inwards.	Outwards.
	<i>Hk. Ts</i>	<i>Hk. Ts</i>	<i>Hk. Ts</i>	<i>Hk. Ts</i>	<i>Hk. Ts</i>	<i>Hk. Ts</i>	<i>Hk. Ts</i>	<i>Hk. Ts</i>	<i>Hk. Ts</i>	<i>Hk. Ts</i>
1895.....	41,299	...	49,651	...	90,950	...	...	...	...	...
1896.....	68,162	...	43,166	...	111,328	...	...	...	...	...
1897.....	83,074	...	25,873	...	108,947	...	...	...	...	...
1898.....	120,327	...	14,558	...	134,885	...	...	...	...	...
1899.....	74,493	...	11,143	...	85,636	...	...	...	3,656	...
1900.....	123,324	...	9,186	...	132,510	...	438	...	55,825	...
1901.....	156,965	...	7,529	...	164,494	...	...	...	57,572	...
1902.....	70,881	...	6,178	...	77,059	...	...	...	65,263	...
1903.....	115,221	...	17,193	...	132,414	...	...	...	54,586	...
1904.....	293,180	...	102,346	...	395,526	...	...	...	280,000	...



## TABLE No. 4.—SHIPPING.

Comparative Table of Shipping, for the Years 1895 to 1904.

a.—Under General Regulations.

YEARS.	ENTERED INWARDS.						CLEARED OUTWARDS.					
	STEAMERS.		SAILING VESSELS.		TOTAL.		STEAMERS.		SAILING VESSELS.		TOTAL.	
	No.	Tons.	No.	Tons.	No.	Tons.	No.	Tons.	No.	Tons.	No.	Tons.
1895.....	...	...	353	1,412	353	1,412	...	...	148	592	148	592
1896.....	...	...	275	1,100	275	1,100	...	...	162	648	162	648
1897.....	...	...	315	1,260	315	1,260	...	...	218	872	218	872
1898.....	...	...	368	1,472	368	1,472	...	...	183	732	183	732
1899.....	...	...	411	1,644	411	1,644	...	...	206	824	206	824
1900.....	...	...	465	1,860	465	1,860	...	...	157	628	157	628
1901.....	...	...	468	1,872	468	1,872	...	...	147	588	147	588
1902.....	...	...	312	1,248	312	1,248	...	...	63	252	63	252
1903.....	...	...	262	1,048	262	1,048	...	...	35	140	35	140
1904.....	...	...	728	2,912	728	2,912	...	...	109	436	109	436

b.—Under Inland Steam Navigation Rules.

Nil.

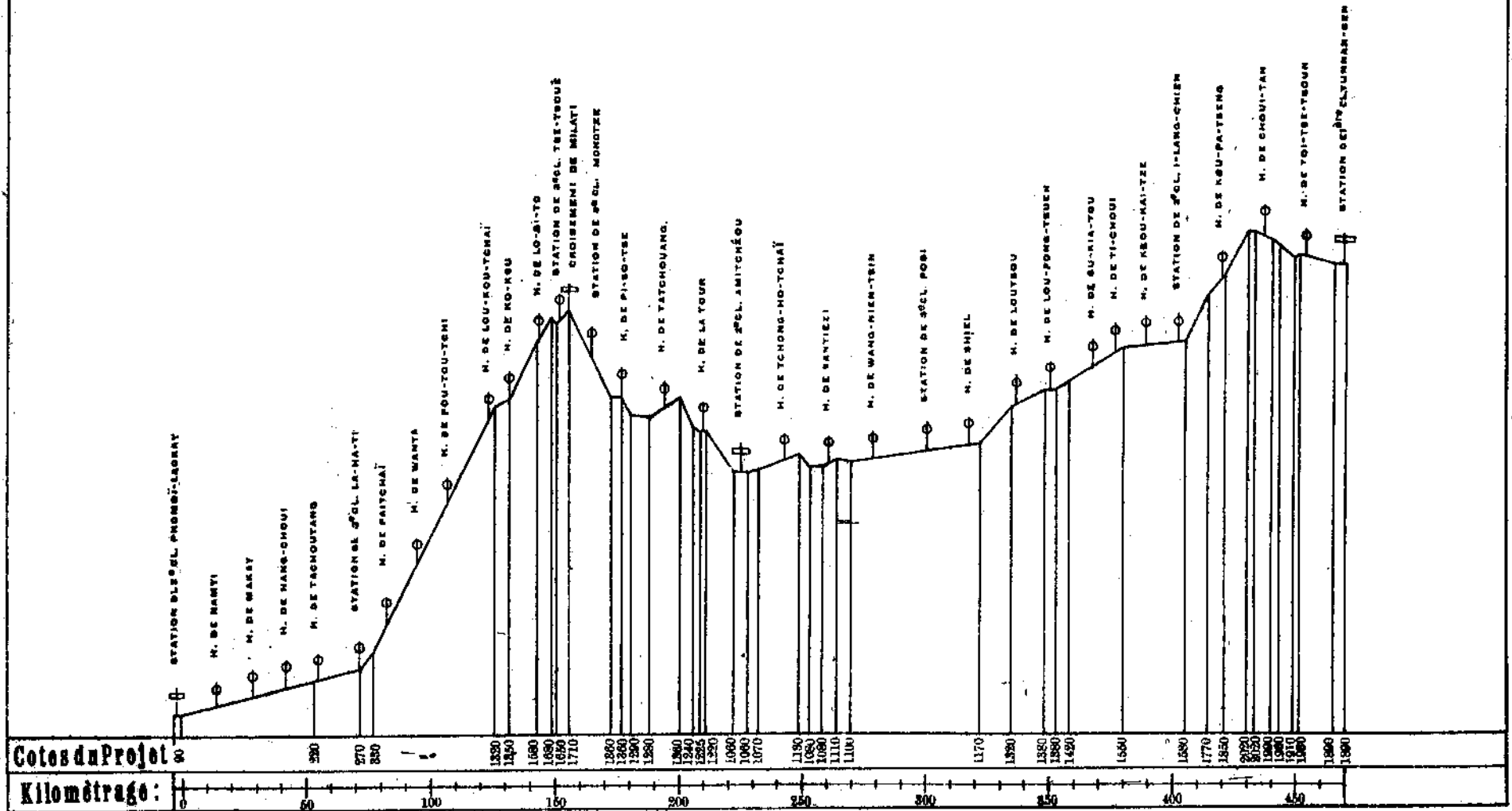
## TABLE No. 5.—TREASURE.

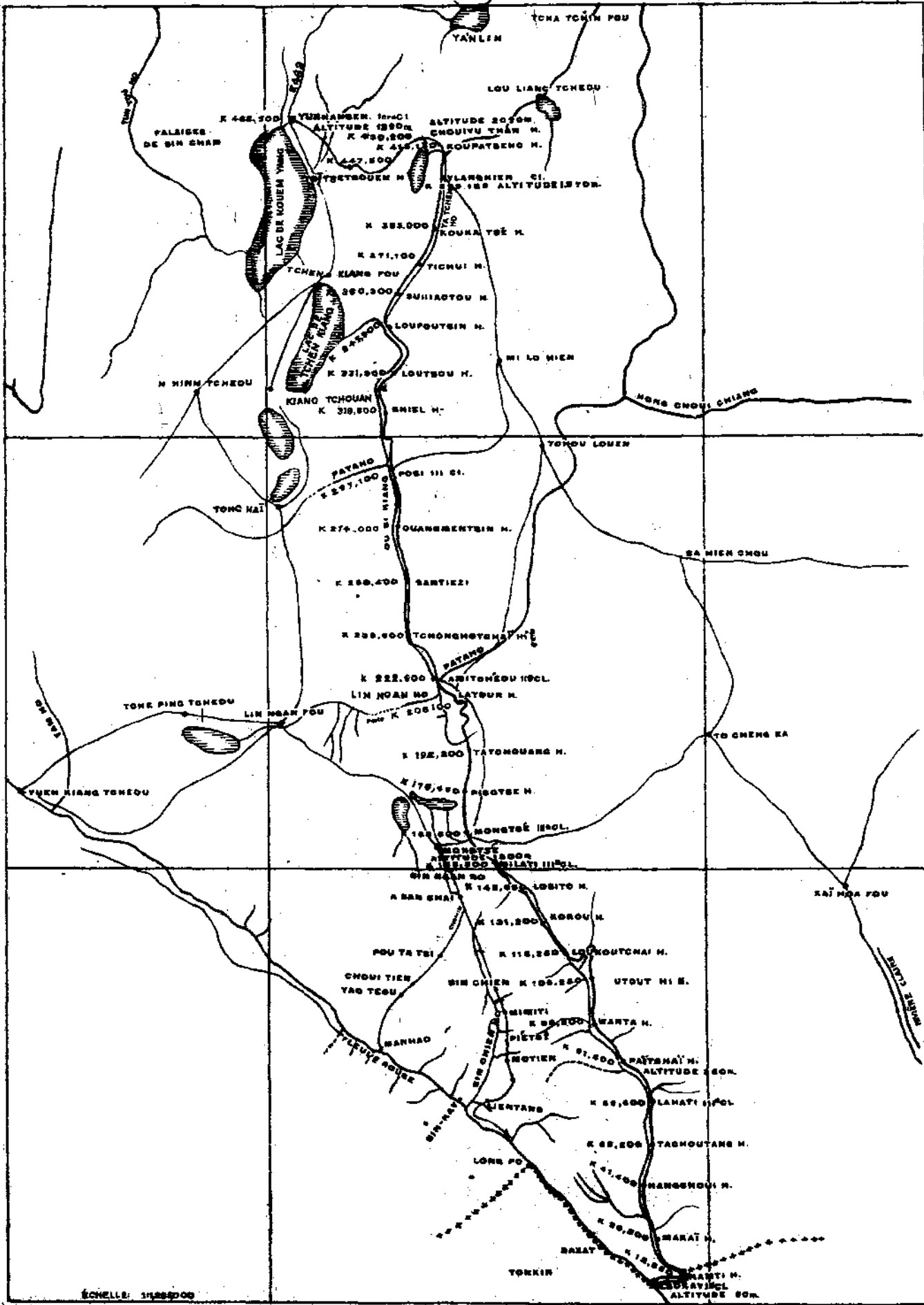
Nil.

## TABLE No. 6.—PASSENGER TRAFFIC.

Nil.

# PROFIL EN LONG GÉNÉRAL LAOKAY-YUNNANSEN.





ECHELLE: 1:100,000

# MENGTSZ TRADE REPORT,

FOR THE YEAR 1904.

---

1°. LOCAL.—Whilst trade during 1903 was, for the greater part, influenced and hampered by untoward events, the year under review passed smoothly, and, thanks to the general calm, trade received a great impetus, which continued uninterruptedly all through the year. The rainy season set in late, and on this account fears for the crops were at one time entertained, but, fortunately, they were dispelled. In August the Red River rose to an unusual height, and for a very short time navigation between Hokow and Manhao was suspended; but as soon as the water subsided redoubled activity prevailed. Another important element contributing to the prosperity of the district is the construction of the railway from the Tonkin frontier to Yün-nan-fu; all along the line work is now being carried on, and as the railway in this province bids fair to become a reality, a summary outline up to date of the history of this great undertaking may be recorded. On the 9th and 10th April 1898 an exchange of despatches took place between M. DUBAIL, Chargé d'Affaires of the French Republic, and the Tsungli Yamén at Peking, embodying the following Agreement: the Chinese Government concedes to the French Government, or to the French company whom the latter may designate, the right to construct a railway from the Tonkin frontier to Yün-nan-fu, the capital of this province, the Chinese Government having no further obligation than to surrender the necessary land for the line and its dependencies. These conventions are to cement and strengthen the ties of friendship which unite France and China. The French Government thereupon designated, for the construction and exploitation of the line from Tonkin to Yün-nan-fu, the Compagnie française des Chemins de Fer de l'Indo-Chine et du Yunnan, a company which had been started by the leading financial establishments of France, and this company, in its turn, entrusted the work to the Société de Construction des Chemins de Fer Indo-Chinois. The alignment of the future railway was studied by the delegates of the French Government, and subsequently by the delegates of the Compagnie française des Chemins de Fer de l'Indo-Chine et du Yunnan. The future line is to start from Hokow, connecting there with the Tonkin line to Haiphong and its branches, and is to end at Yün-nan-fu. The gauge of the line is to be 1 mètre (3 feet 3 inches). Once the main line has been completed, and if the parties concerned deem it expedient, after an understanding has been arrived at, between the high provincial authorities on the one side and the French Minister and the Wai-wu Pu on the other, as to the mode of procedure, branch lines connecting with the main line may be constructed. According to the Agreement signed at Peking on the 29th October 1903 all engines (machinery), supplies (stores), and materials necessary for the construction and exploitation of the railway are to be exempt from Import Duty. The original survey resulted in a decision to follow the Red River as far as Hsin-hsien (新現), and then to continue along the valley of the Hsin-hsien River (新現河) on to the Mengtsz plain; from here the line was to proceed by way of Lin-an (臨安), T'ung-hai (通海), and I-liang-hsien (宜良縣) to Yün-nan-fu (雲南府). A thorough study of this first plan revealed many technical difficulties, and, after full consideration, the company, in November 1902, submitted an alternative scheme, according to which the line is to lead from Hokow through the Nan-hsi Valley on to the Mengtsz plain, and thence by way of A-mi-chou (阿迷州) to Yün-nan-fu. In January 1904 the French

Government gave its sanction to this new *tracé*, and shortly afterwards work was started along the whole line. The total length of the line will be about 461 kilomètres. Before the French Government finally sanctioned the new *tracé*, a commission of mining engineers was sent into this province to study the question as to how far the altered project would affect the facilities for the transport of the output of the mines, which, at one time or another, would be exploited; the result of their examination showed that no difference was apparent, the one project being as favourable as the other for the conveyance of the mineral products. manifold and varied have been the difficulties of the company, and among these, notably, the scarcity of labour which prevailed at the outset along the entire line, and, in addition, the unhealthy climate in the lower region of the Nan-hsi Valley. At the time of writing, however, a great change is visible: labourers are now plentiful, and, in the much-dreaded Nan-hsi Valley, the erection of better quarters for Foreigners and Natives has vastly improved the state of affairs. There are to be nearly 100 tunnels, the longest of which will be about 600 mètres; a large number of viaducts, bridges, and galleries have to be constructed; and the whole bids fair to become a grand monument of French enterprise and genius. The line is divided into sections, which have been handed over to contractors, mostly of Italian nationality. It is hoped that in the spring of 1907 the line will be completed as far as Mengtsz, and the following year the entire line is to be thrown open to traffic. I am indebted to the company for many of the above details and for the two accompanying maps, and I avail myself of this opportunity to tender them my thanks.—The total net value of the trade for 1904 was *Hk.Ts.* 10,747,299, an excess of *Hk.Ts.* 4,311,721 over the figures of the previous year.

2°. REVENUE.—The total collection for the year amounted to *Hk.Ts.* 248,441, which is the highest on record since Mengtsz was declared “an open port.” The component parts of this sum are as follows: Import Duty, *Hk.Ts.* 96,963; Export Duty, *Hk.Ts.* 44,229; Opium Duties, *Hk.Ts.* 59,150; Tonnage Dues, *Hk.Ts.* 299; Transit Dues, *Hk.Ts.* 47,698; and Likin on Opium in lieu of Inland Dues, *Hk.Ts.* 101. It may be well, at this point, to recall the fact that in this frontier station the old Tariff is still in force, and that from the rates therein mentioned three-tenths reduction on Imports and four-tenths on Exports are allowed.

3°. FOREIGN TRADE.—(a.) Imports.—In addition to the causes which have brought about a lively trade and which have been enumerated above, one more powerful factor influenced especially the Import business, namely, the steady and gradual rise in exchange, from which all branches of the Import trade have profited. Our great staple article, Cotton Yarn, which in itself constitutes 52 per cent. of the total value of all Imports, has made further strides: that of Indian manufacture, which dominates the market, figures in our Returns with 98,260 piculs, or 50 per cent. more than in the previous year, and forms a record figure—it is more than double the import of 10 years ago; Japanese Cotton Yarn has arrived in a slightly larger quantity than in 1903, viz., 2,300 piculs, against 2,026 piculs; while that of Tonkin manufacture, as was to be expected, has made good headway, with 4,117 piculs, against 1,595 piculs, and it would seem as if this province were destined to become a great market for the produce of the Tonkin mills. In Cotton Piece Goods there have been no very startling changes. In Grey Shirtings, of all weights, imports have increased by about 4,000 pieces; and *T*-Cloths show an improvement of 7,000 pieces (this article seems to be gradually reinstating itself in the position it once held in popular esteem); Drills have been utterly neglected; Plain and Figured Lastings were received to the extent of 10,000 pieces—more than a hundredfold the quantity received 10 years ago; Turkey Reds have slightly improved their position since 1903, but imports are still far below the quantities recorded for the years 1899 and 1901. Japanese Goods, and notably Towels, have gone ahead rapidly: whilst in the previous year (1903) 2,591 dozens were imported, the figure for the

year under review stands at 10,800 dozens. Cotton Thread on Spools has been in some demand, as is evidenced by an import of 2,587 gross. In Woollen and Cotton Mixtures the trade was trifling. Trade in Woollen Goods shows the highest figures recorded during the last decade, the progress being most marked in Long Ells, Spanish Stripes, Blankets and Rugs, Camlets, and Broadcloth—a great increase in the import of Woollen Goods is always a reliable sign of a prosperous trade, and this truth has once more been demonstrated during the past year. In Silk Piece Goods the import figures have remained stationary. No noteworthy change can be recorded as regards Metals, any improvement in any particular class being due to the construction of the railway. Among Sundries, certain articles the import of which has gone ahead by leaps and bounds must be mentioned: thus, Llama Braid advanced from 4,224 to 15,338 packages; Native Cloth (Nankeens) figure in the Returns with 3,125 piculs, against 1,325 piculs in the previous year; the value of Aniline Dyes increased by about *Hk.Tts* 7,000, and reached *Hk.Tts* 26,000. On the other hand, Japan Matches have receded by about 18,000 gross, though they still monopolise the market; rumour says that a Match factory is to be started locally in the course of the year. American Kerosene Oil shows an increase of about 7,000 gallons. In the early part of the year the price of this article rose to \$15 per case of 10 gallons, owing to very small stocks and slow arrivals consequent upon the difficulties of transport; when supplies again became liberal the price promptly receded to about \$9, at which it stood during the greater part of the year. The import of Needles for the period under review was 44,000 mille, the highest figure on record. The great increase in the quantities of all sorts of Provisions, Stores, and Liquors is due to the growing numbers of the Foreign population between Hokow and Yün-nan-fu, along the route of the future railway, the different camps being supplied principally from Mengtsz. The import of Tinplateware (Basins, Boxes, etc.) has assumed a certain importance, the value of this trade being estimated at *Hk.Tts* 35,133; decorated ware seems to have been most in favour. The total value of arrivals from Foreign countries amounted to *Hk.Tts* 6,063,777.

(b.) *Exports*.—The list of Exports presents the same articles as in former years, and it is improbable that any change in this respect will take place until the means of communication and transport have become easier and cheaper. At present pack-animals take the cargo hence to Manhao, the port of Mengtsz, where junk navigation begins; from there it is conveyed in junks to Hokow-Laokai, where the bulk of the goods is transhipped to larger junks running to Yenbai and Hanoi, or to steam-launches, when these can ply, which they generally do from May to November. A few junks take their cargo direct from Manhao to Yenbai; but these are exceptions, as the crews of the junks, when navigating in Tonkin waters, claim higher wages, and, in addition, the captain of the boat has to pay a poll-tax if his crew are Chinese. In our staple articles the movement has been brisk and well sustained all the year through. Towards the end of the year a big business was done in Tin; for a time it seemed as if the entire district would be denuded of sycee, which was sent to the neighbouring mines of Ko-chiu (勸善) to effect purchases; the total export amounted to 50,043 piculs, representing a value of *Hk.Tts* 3,187,214. It is said that ventures left very handsome profits to the exporters. Next to Tin, Opium formed the most important article of export; purchases for account of the Tonkin *Régie* were responsible for an export of 2,958 piculs. P'u-êrh Tea slightly receded from the figure of 1903, exports amounting to only 2,239 piculs, against 3,380 piculs; but the decrease is probably only temporary. White Wax has attracted considerable attention, resulting in fair transactions, amounting to 362 piculs, which is the highest export figure on record for this article. Cow and Buffalo Hides are slowly but steadily coming to the fore—exports attained 331 piculs during the year under review; this commodity—next to that of Feathers, of which 88 piculs were exported—

is one that will certainly engage more attention when, a few years hence, means of communication have improved and the cost of transport has become cheaper than at present. Samshu, of which 2,314 piculs were exported, is a local manufacture; the brewing of this liquor is about the only industry that is pursued on a fairly large scale in this town. The total value of Exports was *Hk.Tts* 4,683,522; of this sum, Hongkong took 70 per cent. and Tonkin 30 per cent.

(c.) *Re-exports.*—*Nil.*

4°. COAST TRADE.—*Nil.*

5°. INLAND TRANSIT.—(a.) *Inwards.*—All the year round there was a steady demand for Transit Passes. Local merchants supplied their constituents in this province, in Kweichow, and in Szechwan with about 74 per cent. of all Imports, which were distributed among the provinces named. The share of this province was 82 per cent.; of Kweichow, 17 per cent.; and of Szechwan, 1 per cent. Towards the end of the year a fee of *Hk.Tts* 1 (which has since been discontinued) was levied for each Pass issued by this office. For a day no Transit Pass was applied for; but the next day, and ever afterwards, applications poured in as of old. With the levying of a fee for each Pass a change was brought about: a merchant who formerly, on importing 100 bales of Cotton Yarn, applied for about 50 Passes, contented himself, under the new régime, with, perhaps, one or two documents. A very considerable amount of clerical labour was saved and the despatch of business was much facilitated, and the futility of the former system has been clearly demonstrated during the few weeks in which the issue of a Pass was accompanied by the levying of a fee.

(b.) *Outwards.*—*Nil.*

6°. TRANSPORT.—The prosperity of the trade during the past year is best demonstrated by the number of junks and pack-animals employed in the transport of the goods. Of the former, 14,174, totalling 36,966 tons, entered and cleared at Hokow; and of the latter, 259,211 were required for the land routes—both these figures constituting records. Such was the demand for pack-animals that at times oxen were availed of for carrying goods, and it seems as if these animals were henceforth to be enlisted regularly for transport purposes. The price for a pack-animal carrying 1 *to* (i.e., two packages, together weighing about 120 catties) was *Hk.Tts* 2.24, on an average. The number of shipwrecks reported has, fortunately, been very moderate: above Hokow, 31 junks carrying Import cargo came to grief, the value of the cargo lost being estimated at *Hk.Tts* 15,200; below Hokow, 7 junks carrying Import cargo, and 3 with Export cargo, met a similar fate, the loss sustained being estimated at *Hk.Tts* 9,500.

7°. PASSENGER TRAFFIC.—No figures are obtainable, but both by the Manhao route and the Nan-hsi the number of arrivals and departures has been very considerable.

8°. TREASURE.—The import of Silver in Dollars represented a value of *Hk.Tts* 1,160,071, which all came from Tonkin; and the export in Dollars to the same country came to *Hk.Tts* 24,720. For the heavy importation of Treasure the progress of the construction of the railway is responsible. All these dollars were *piastres de commerce*; the Mexican dollar is hardly ever seen in circulation in this part of the province.

9°. OPIUM.—(a.) *Foreign.*—*Nil.*

(b.) *Native.*—Since Mengtsz has become the mart whence the Tonkin *Régie* draws part of its requirements, a number of Opium dealers from this province and that of Kweichow have settled here. During the past year the price of the drug has fluctuated between \$24 and \$40 per 100 taels weight. The crop has been a good one, and the outlook for the coming season is

most promising, thanks to plentiful rains at the proper time. Owing to the prospect of a large supply, the price of the drug has dropped since the end of 1904, and has remained low ever since.

10°. MISCELLANEOUS.—During the night of 21st January the frontier village of Hokow, opposite Laokai, where goods for transport into Yunnan are stored, was almost completely destroyed by fire, the flames finding ample food in the well-stocked but badly constructed godowns; it was estimated that the damage done was at least \$75,000. In this conflagration the Customs Examination Shed fell a prey to the flames. On the 21st December another big fire, aided by a strong breeze, destroyed about 100 houses, and amongst them the Customs office. It would be well if these frequent fires could induce the people to store inflammable material, such as kerosene oil, away from their dwelling-houses; but it does not seem as if this elementary precaution recommended itself to them.—Here in Mengtsz the growing movement of travellers brought about, at one time, quite a building mania. Between the Custom House and the East Gate of the city a number of houses have been constructed; many of these, owing to their precarious foundations, suffered serious damage when the rainy season set in, and this experience put an end to similar ventures on unsafe ground. An enterprising Foreigner has built a block of houses near the East Gate, and it seems as if this venture would give a satisfactory return to the owner. Building material of all sorts has risen enormously in price, and the wages for labourers have followed suit. The cost of living has been greatly enhanced, and it seems as if, in this respect, both for Natives and Foreigners, the process had not yet attained its maximum momentum.—During the year no cases of plague were reported; this is the fifth year during which this station has been free from an epidemic.—A Native police force was started during the year, to keep order in the city and on the outlying roads.—An enterprising photographer visited Mengtsz late in the autumn, to take views for reproduction on post-cards. Judging from the ready sale these pictorial cards meet with here, his venture should be a most successful one.—No new post offices were opened during the year, but nearly all those now functioning could record an increased movement.

J. NEUMANN,

*Commissioner of Customs.*

MENGTSZ, 30th January 1905.

---



# MENGT SZ TRADE RETURNS,

## FOR THE YEAR 1904.

### A.—GENERAL TABLES.

TABLE No. I.—REPORTS TO THE CUSTOMS.

1°. Number and Tonnage of Vessels (Junks) Entered and Cleared under each Flag,  
for the Year ended 31st December 1904.

*a.—Under General Regulations.*

FLAG.	ENTERED INWARDS.		CLEARED OUTWARDS.		TOTAL ENTERED AND CLEARED.	
	No.	Tons.	No.	Tons.	No.	Tons.
Chinese .....	7,014	18,237	7,160	18,709	14,174	36,966

*b.—Under Inland Steam Navigation Rules.*

Nil.

2°. Number of Mules and Ponies, carrying on the average 120 Catties per Head, reported at the  
Custom House, Mengtsz, with Import, Export, and Transit Merchandise, for the Year ended  
31st December 1904.

—	MARCH QUARTER.	JUNE QUARTER.	SEPTEMBER QUARTER.	DECEMBER QUARTER.	TOTAL.
Import.....	25,626	32,555	19,931	37,772	115,884
Export.....	14,691	10,644	7,634	19,421	52,390
Transit.....	19,877	27,608	18,138	25,314	90,937
TOTAL.....	60,194	70,807	45,703	82,507	259,211

TABLE No. II.—GROSS AND NET VALUES OF THE TRADE OF MENGTSZ,  
1902 TO 1904.

	1902.		1903.		1904.	
	NET VALUES.	GROSS VALUES.	NET VALUES.	GROSS VALUES.	NET VALUES.	GROSS VALUES.
	<i>Hk. Ts.</i>	<i>Hk. Ts.</i>	<i>Hk. Ts.</i>	<i>Hk. Ts.</i>	<i>Hk. Ts.</i>	<i>Hk. Ts.</i>
<b>FOREIGN GOODS.</b>						
Imported from Foreign Countries and Hongkong.....	3,687,444		3,916,890		6,063,777	
Imported from Chinese Ports .....	...		...		...	
<b>Total Foreign Imports.....</b>		<b>3,687,444</b>		<b>3,916,890</b>		<b>6,063,777</b>
Re-exported to Foreign Countries and Hongkong....	...		...		...	
Re-exported to Chinese Ports.....	...		...		...	
<b>Total Foreign Re-exports.....</b>						
<b>Net Total Foreign Imports .....</b>	<b>3,687,444</b>		<b>3,916,890</b>		<b>6,063,777</b>	
<b>NATIVE PRODUCE.</b>						
Imported.....						
Re-exported to Foreign Countries.....	...		...		...	
Re-exported to Chinese Ports.....	...		...		...	
<b>Total Native Re-exports .....</b>						
<b>Net Total Native Imports.....</b>						
<b>Native Produce of local origin Exported to Foreign Countries .....</b>	<b>3,688,085</b>		<b>2,518,688</b>		<b>4,683,522</b>	
<b>Native Produce of local origin Exported to Chinese Ports.....</b>						
<b>Total Exports of local origin....</b>		<b>3,688,085</b>		<b>2,518,688</b>		<b>4,683,522</b>
<b>Gross Value of the Trade of the Port.....</b>		<b>7,375,529</b>		<b>6,435,578</b>		<b>10,747,299</b>
<b>Net Value of the Trade of the Port, i.e., Foreign and Native Imports less Re-exports, and Native Exports of local origin.....</b>	<b>7,375,529</b>		<b>6,435,578</b>		<b>10,747,299</b>	

TABLE No. III.—TRADE IN FOREIGN GOODS.—Imports and Re-exports.

DESCRIPTION OF GOODS.	Classifier of Quantity.	IMPORTS FROM FOREIGN COUNTRIES AND HONGKONG.		IMPORTS FROM CHINESE PORTS.		RE-EXPORTS TO FOREIGN COUNTRIES AND HONGKONG.		RE-EXPORTS TO CHINESE PORTS.		NET TOTAL IMPORTS.	
		Quantity.	Value.	Quantity.	Value.	Quantity.	Value.	Quantity.	Value.	Quantity.	Value.
<b>COTTON GOODS.</b>											
Shirtings, Grey, Plain:—			<i>Hk. Tk.</i>		<i>Hk. Tk.</i>		<i>Hk. Tk.</i>		<i>Hk. Tk.</i>		<i>Hk. Tk.</i>
Over 7 lb. and not over 9 lb., English	Pieces	7,789	15,674	...	...	...	...	...	...	7,789	15,674
Over 9 lb. and not over 11 lb., "	"	17,941	55,602	...	...	...	...	...	...	17,941	55,602
Shirtings, White, Plain, English	"	1,192	5,870	...	...	...	...	...	...	1,192	5,870
Drills, English	"	11	269	...	...	...	...	...	...	11	269
T-Cloths, 32 inches by 24 yards, English	"	8,692	18,500	...	...	...	...	...	...	8,692	18,500
" 36 inches	"	7,509	22,278	...	...	...	...	...	...	7,509	22,278
Cambrics, Lawns, and Muslins, White, 12 yards	"	1,472	1,390	...	...	...	...	...	...	1,472	1,390
Printed Cambrics, Lawns, and Muslins, 12 yards	"	160	134	...	...	...	...	...	...	160	134
Chintzes and Plain Cotton Prints	"	1,600	4,026	...	...	...	...	...	...	1,600	4,026
Cotton Italians, Plain, Fast Black	"	359	3,435	...	...	...	...	...	...	359	3,435
" " Coloured	"	288	2,720	...	...	...	...	...	...	288	2,720
" Lastings, Plain	"	9,618	157,186	...	...	...	...	...	...	9,618	157,186
" Italians, Figured	"	2,362	22,484	...	...	...	...	...	...	2,362	22,484
" Lastings, "	"	996	15,100	...	...	...	...	...	...	996	15,100
Dyed Drills, 43 yards	"	152	1,416	...	...	...	...	...	...	152	1,416
" Cambrics, Lawns, and Muslins, 12 yards	"	877	739	...	...	...	...	...	...	877	739
" Shirtings, Plain	"	788	7,638	...	...	...	...	...	...	788	7,638
Turkey Red Cambrics, 25 yards	"	3,321	4,997	...	...	...	...	...	...	3,321	4,997
Cotton Flannel, Plain, Dyed, and Printed, English	"	949	4,782	...	...	...	...	...	...	949	4,782
" " Plain, Dyed, and Printed, German	"	582	2,924	...	...	...	...	...	...	582	2,924
" " Plain, Dyed, and Printed, Japanese	"	581	2,770	...	...	...	...	...	...	581	2,770
Mosquito Netting	Yards	50	84	...	...	...	...	...	...	50	84
Japanese Cotton Cloth	"	1,450	87	...	...	...	...	...	...	1,450	87
Velvets and Velveteens, Plain, 18 inches	"	72,800	13,945	...	...	...	...	...	...	72,800	13,945
" " " 22 "	"	4,661	1,507	...	...	...	...	...	...	4,661	1,507
" " " 26 "	"	2,103	1,048	...	...	...	...	...	...	2,103	1,048
Cotton Blankets	Pieces	3,039	4,439	...	...	...	...	...	...	3,039	4,439
Handkerchiefs, Plain, Dyed, and Printed	Dozens	176	165	...	...	...	...	...	...	176	165
" " Plain, Dyed, and Printed, Japanese	"	67	61	...	...	...	...	...	...	67	61
Towels, Honeycomb and Huckaback	"	174	311	...	...	...	...	...	...	174	311
" " Honeycomb and Huckaback, Japanese	"	10,645	8,489	...	...	...	...	...	...	10,645	8,489
Cotton Goods, Unclassed	Yards	89,804	11,875	...	...	...	...	...	...	89,804	11,875
" Yarn, Indian	Piculs	98,260	3,486,638	...	...	...	...	...	...	98,260	3,486,638
" " Japanese	"	2,300	95,823	...	...	...	...	...	...	2,300	95,823
" " Tonkin	"	4,117	149,434	...	...	...	...	...	...	4,117	149,434
" Thread, on Spools	Gross	2,587	6,509	...	...	...	...	...	...	2,587	6,509
<b>WOOLLEN AND COTTON MIXTURES.</b>											
Alpacas, Lustras, Orleans, and Sicilians, Plain and Figured	Yards	27	38	...	...	...	...	...	...	27	38
Union and Poncho Cloth	"	693	517	...	...	...	...	...	...	693	517
Woollen and Cotton Mixtures, Unclassed	"	1,084	450	...	...	...	...	...	...	1,084	450
<b>WOOLLEN GOODS.</b>											
Blankets and Rugs	Pounds	35,290	24,001	...	...	...	...	...	...	35,290	24,001
Camlets, English	Pieces	145	2,581	...	...	...	...	...	...	145	2,581
Cloth, Broad, Medium, Habit, and Russian	Yards	9,401	13,553	...	...	...	...	...	...	9,401	13,553

TABLE No. III.—TRADE IN FOREIGN GOODS.—Imports, and Re-exports—Continued.

DESCRIPTION OF GOODS.	Classifier of Quantity.	IMPORTS FROM FOREIGN COUNTRIES AND HONGKONG.		IMPORTS FROM CHINESE PORTS.		RE-EXPORTS TO FOREIGN COUNTRIES AND HONGKONG.		RE-EXPORTS TO CHINESE PORTS.		NET TOTAL IMPORTS.	
		Quantity.	Value.	Quantity.	Value.	Quantity.	Value.	Quantity.	Value.	Quantity.	Value.
Flannel.....	Yards	150	278	...	...	...	...	...	...	150	278
Lastings, Plain, Figured, and Créped.....	Pieces	2	72	...	...	...	...	...	...	2	72
Long Ells.....	Yards	13,711	93,201	...	...	...	...	...	...	13,711	93,201
Spanish Stripes.....	Yards	27,406	21,751	...	...	...	...	...	...	27,406	21,751
Woolen Goods, Unclassed.....	Pieces	104	162	...	...	...	...	...	...	104	162
and Worsted Yarn and Cord.....	Pieces	107	11,812	...	...	...	...	...	...	107	11,812
Berlin Wool.....	Yards	39	4,378	...	...	...	...	...	...	39	4,378
MISCELLANEOUS PIECE GOODS.											
Silk Piece Goods, Plain.....	Catties	2,488	22,236	...	...	...	...	...	...	2,488	22,236
"    "    Mixtures, Plain.....	Yards	403	944	...	...	...	...	...	...	403	944
METALS.											
Iron and Mild Steel, New:—											
Anvils, and Parts of.....	Piculs	5	63	...	...	...	...	...	...	5	63
Bars.....	Yards	826	8,561	...	...	...	...	...	...	826	8,561
Bolts.....	Yards	426	6,093	...	...	...	...	...	...	426	6,093
Nails.....	Yards	235	2,634	...	...	...	...	...	...	235	2,634
Rails.....	Yards	3,760	33,651	...	...	...	...	...	...	3,760	33,651
Screws.....	Yards	8	237	...	...	...	...	...	...	8	237
Wire.....	Yards	13	156	...	...	...	...	...	...	13	156
Unclassed.....	Yards	1,898	13,617	...	...	...	...	...	...	1,898	13,617
Steel, Bamboo, Bars, Hoops, Sheets, and Plates.....	Yards	473	3,920	...	...	...	...	...	...	473	3,920
White Metal.....	Yards	19	935	...	...	...	...	...	...	19	935
Wire Netting and Gauze.....	Yards	23	928	...	...	...	...	...	...	23	928
Zinc, Sheets and Plates.....	Yards	97	1,159	...	...	...	...	...	...	97	1,159
Metals, Unclassed.....	Yards	15	521	...	...	...	...	...	...	15	521
SUNDRIES.											
Awabi.....	Piculs	5	435	...	...	...	...	...	...	5	435
Bicho de Mar, Black.....	Piculs	246	15,424	...	...	...	...	...	...	246	15,424
Birds Nests, 1st Quality.....	Catties	39	672	...	...	...	...	...	...	39	672
"    2nd ".....	Catties	161	2,780	...	...	...	...	...	...	161	2,780
Braid, Lama.....	Pkgs.	15,338	11,918	...	...	...	...	...	...	15,338	11,918
Building Materials and Fittings.....	Value	...	1,681	...	...	...	...	...	...	...	1,681
Butter and Cheese.....	Yards	...	7,917	...	...	...	...	...	...	...	7,917
Buttons, Brass.....	Gross	3,862	2,554	...	...	...	...	...	...	3,862	2,554
"    Fancy.....	Piculs	213	390	...	...	...	...	...	...	213	390
Candles.....	Piculs	98	3,111	...	...	...	...	...	...	98	3,111
China ware, Coarse.....	Yards	1,033	9,751	...	...	...	...	...	...	1,033	9,751
"    Fine.....	Yards	101	1,826	...	...	...	...	...	...	101	1,826
Cigarettes.....	Value	...	2,631	...	...	...	...	...	...	...	2,631
Cigars.....	Yards	...	1,382	...	...	...	...	...	...	...	1,382
Cinnamon.....	Piculs	5	3,277	...	...	...	...	...	...	5	3,277
Clocks and Watches.....	Pieces	582	2,524	...	...	...	...	...	...	582	2,524
Cloth, Native (Nankeens).....	Piculs	3,125	238,858	...	...	...	...	...	...	3,125	238,858
Clothing, Cotton.....	Value	...	28,202	...	...	...	...	...	...	...	28,202
"    Silk.....	Yards	...	10,143	...	...	...	...	...	...	...	10,143
Compo.....	Piculs	21	1,348	...	...	...	...	...	...	21	1,348
Cotton Cord.....	Parcels	16,975	6,679	...	...	...	...	...	...	16,975	6,679
"    Raw, Tonkin.....	Piculs	239	4,221	...	...	...	...	...	...	239	4,221
"    with Seed.....	Yards	449	1,562	...	...	...	...	...	...	449	1,562
Cuttle-fish.....	Pieces	613	14,450	...	...	...	...	...	...	613	14,450
Dressing-cases.....	Pieces	755	1,343	...	...	...	...	...	...	755	1,343
Dyes, Colours, and Paints:—											
Dyes, Aniline.....	Value	...	25,558	...	...	...	...	...	...	...	25,558
Vermilion.....	Piculs	104	11,238	...	...	...	...	...	...	104	11,238

TABLE No. III.—TRADE IN FOREIGN GOODS.—Imports and Re-exports—Continued.

DESCRIPTION OF GOODS.	Classifier of Quantity.	IMPORTS FROM FOREIGN COUNTRIES AND HONGKONG.		IMPORTS FROM CHINESE PORTS.		RE-EXPORTS TO FOREIGN COUNTRIES AND HONGKONG.		RE-EXPORTS TO CHINESE PORTS.		NET TOTAL IMPORTS.	
		Quantity.	Value.	Quantity.	Value.	Quantity.	Value.	Quantity.	Value.	Quantity.	Value.
Dyes, Colours, and Paints—continued:—			Hk. Pts.		Hk. Pts.		Hk. Pts.		Hk. Pts.		Hk. Pts.
Paints and Paint Oil.....	Piculs	77	1,940	...	...	...	...	...	...	77	1,940
Enamelledware.....	Value	...	11,074	...	...	...	...	...	...	...	11,074
Fans, Paper.....	Pieces	13,790	2,139	...	...	...	...	...	...	13,790	2,139
" Silk and Fancy.....	"	1,060	286	...	...	...	...	...	...	1,060	286
Fire-crackers and Fireworks.....	Piculs	420	9,124	...	...	...	...	...	...	420	9,124
Fish Maws.....	"	45	6,189	...	...	...	...	...	...	45	6,189
" Salt.....	"	116	1,570	...	...	...	...	...	...	116	1,570
Flour.....	Value	1,278	12,667	...	...	...	...	...	...	1,278	12,667
Furniture.....	Value	...	3,478	...	...	...	...	...	...	...	3,478
Ginseng of all kinds.....	Catties	567	9,731	...	...	...	...	...	...	567	9,731
Glass, Window.....	Boxes	94	886	...	...	...	...	...	...	94	886
Glassware.....	Value	...	3,822	...	...	...	...	...	...	...	3,822
Joss Sticks.....	Piculs	603	5,697	...	...	...	...	...	...	603	5,697
Lamps, Opium.....	Pieces	17,125	8,021	...	...	...	...	...	...	17,125	8,021
" and Burners.....	"	9,740	6,904	...	...	...	...	...	...	9,740	6,904
Leather, and Manufactures of.....	Piculs	35	2,699	...	...	...	...	...	...	35	2,699
Lichees, Dried.....	"	186	3,342	...	...	...	...	...	...	186	3,342
Lily Flowers, Dried.....	"	55	865	...	...	...	...	...	...	55	865
Liquorice.....	"	66	1,274	...	...	...	...	...	...	66	1,274
Looking-glasses and Mirrors.....	Pieces	8,832	3,999	...	...	...	...	...	...	8,832	3,999
Lung-ngans.....	Piculs	275	7,221	...	...	...	...	...	...	275	7,221
Matches, Wood, Japan.....	Gross	148,213	69,103	...	...	...	...	...	...	148,213	69,103
" " Tonkin.....	"	299	156	...	...	...	...	...	...	299	156
Mats, Straw.....	Pieces	6,297	811	...	...	...	...	...	...	6,297	811
Medicines.....	Value	...	32,759	...	...	...	...	...	...	...	32,759
Milk, Condensed, in Tins.....	Dozens	4,094	9,761	...	...	...	...	...	...	4,094	9,761
Munitions of War (Explosives for Railway)	Value	...	77,009	...	...	...	...	...	...	...	77,009
Mushrooms.....	Piculs	2	127	...	...	...	...	...	...	2	127
Needles.....	Mille	44,785	19,498	...	...	...	...	...	...	44,785	19,498
Oil, Kerosene, American.....	Galls.	66,558	35,039	...	...	...	...	...	...	66,558	35,039
" " Russian.....	"	1,995	958	...	...	...	...	...	...	1,995	958
" " Sumatra.....	"	420	210	...	...	...	...	...	...	420	210
Oysters, Dried.....	Piculs	6	585	...	...	...	...	...	...	6	585
Paper, 1st Quality.....	"	2,983	63,524	...	...	...	...	...	...	2,983	63,524
" 2nd ".....	"	45	423	...	...	...	...	...	...	45	423
" Joss.....	"	299	6,777	...	...	...	...	...	...	299	6,777
Pepper, Black and White.....	"	129	2,567	...	...	...	...	...	...	129	2,567
Perfumery.....	Value	...	5,492	...	...	...	...	...	...	...	5,492
Photographic Materials.....	"	...	2,541	...	...	...	...	...	...	...	2,541
Prawns and Shrimps, Dried.....	Piculs	97	2,984	...	...	...	...	...	...	97	2,984
Railway Plant and Materials.....	Value	...	51,361	...	...	...	...	...	...	...	51,361
Rice.....	Piculs	1,955	7,983	...	...	...	...	...	...	1,955	7,983
Sandalwood.....	"	975	15,971	...	...	...	...	...	...	975	15,971
Scales.....	Pieces	1,918	3,500	...	...	...	...	...	...	1,918	3,500
Sea Blubber.....	Piculs	156	2,294	...	...	...	...	...	...	156	2,294
Seaweed, Japan.....	"	170	1,564	...	...	...	...	...	...	170	1,564
Sharks Fins, Black.....	"	9	260	...	...	...	...	...	...	9	260
" " Clarified.....	"	44	6,629	...	...	...	...	...	...	44	6,629
" " White.....	"	22	1,681	...	...	...	...	...	...	22	1,681
Shoes and Boots, Silk and Cotton.....	Pairs	9,000	8,168	...	...	...	...	...	...	9,000	8,168
Silk Products, Unclassed.....	Catties	23	206	...	...	...	...	...	...	23	206
" Ribbons.....	"	378	3,310	...	...	...	...	...	...	378	3,310
Soap.....	Value	...	13,698	...	...	...	...	...	...	...	13,698
Stationery.....	"	...	7,748	...	...	...	...	...	...	...	7,748
Stores, Household.....	"	...	67,034	...	...	...	...	...	...	...	67,034
Sugar, Refined.....	Piculs	285	4,454	...	...	...	...	...	...	285	4,454
" White.....	"	205	1,418	...	...	...	...	...	...	205	1,418
Tinplateware.....	Value	...	35,133	...	...	...	...	...	...	...	35,133
Tobacco, Prepared.....	Piculs	7,898	244,662	...	...	...	...	...	...	7,898	244,662

TABLE No. III.—TRADE IN FOREIGN GOODS.—Imports and Re-exports—Continued.

DESCRIPTION OF GOODS.	Classifier of Quantity.	IMPORTS FROM FOREIGN COUNTRIES AND HONGKONG.		IMPORTS FROM CHINESE PORTS.		RE-EXPORTS TO FOREIGN COUNTRIES AND HONGKONG.		RE-EXPORTS TO CHINESE PORTS.		NET TOTAL IMPORTS.	
		Quantity.	Value.	Quantity.	Value.	Quantity.	Value.	Quantity.	Value.	Quantity.	Value.
Umbrellas .....	Pieces	10,364	Hk. \$s 7,742	...	Hk. \$s	...	Hk. \$s	...	Hk. \$s	10,364	Hk. \$s 7,742
"    Japanese .....	"	40,540	26,233	...	...	...	...	...	...	40,540	26,233
Waters, Aerated and Mineral .....	Value	...	5,465	...	...	...	...	...	...	...	5,465
Wines, Beer, Spirits, etc. :—											
Beer and Porter .....	Value	...	5,680	...	...	...	...	...	...	...	5,680
Spirits .....	"	...	19,466	...	...	...	...	...	...	...	19,466
Wines .....	"	...	118,898	...	...	...	...	...	...	...	118,898
Wood, Coffin .....	Pieces	26,853	54,809	...	...	...	...	...	...	26,853	54,809
Woodware .....	Pieces	10	225	...	...	...	...	...	...	10	225
Worm Tablets, in Bottles .....	Dozens	527	1,530	...	...	...	...	...	...	527	1,530
Sundries, Unenumerated .....	Value	...	102,730	...	...	...	...	...	...	...	102,730
TOTAL .....	Hk. \$s	...	6,063,777	...	...	...	...	...	...	...	6,063,777

## SUMMARY.

IMPORTS from Hongkong .....	Hk. \$s	5,234,541
"    "    Cochin China, Tonkin, and Annam .....	"	829,236
Total from Foreign Countries .....	Hk. \$s	6,063,777
TOTAL FOREIGN IMPORTS .....	Hk. \$s	6,063,777

TABLE No. IV.—TRADE IN NATIVE PRODUCE.—Imports and Re-exports.

Nil.

TABLE No. V.—TRADE IN NATIVE PRODUCE.—Exports and Re-exports.

DESCRIPTION OF GOODS.	Classifier of Quantity.	EXPORTS TO FOREIGN COUNTRIES.		EXPORTS TO HONGKONG.		EXPORTS TO CHINESE PORTS.		TOTAL RE-EXPORTS TO FOREIGN COUNTRIES, HONGKONG, AND CHINESE PORTS.		TOTAL EXPORTS (including Re-exports).	
		Quantity.	Value.	Quantity.	Value.	Quantity.	Value.	Quantity.	Value.	Quantity.	Value.
Beans, White and Yellow	Piculs	328	Hk. \$s 1,427	...	...	...	...	...	...	328	1,427
Betel-nuts	"	17	305	...	...	...	...	...	...	17	305
China-root	"	7	91	136	2,213	...	...	...	...	143	2,304
Cloth, Native (Nankeens)	"	65	3,918	...	...	...	...	...	...	65	3,918
Dye-yams	"	12	17	98	148	...	...	...	...	110	165
Feathers, Duck, Fowl, etc.	"	...	...	88	697	...	...	...	...	88	697
Fungus	"	2	79	61	1,682	...	...	...	...	63	1,761
Ground-nuts	"	343	1,596	...	...	...	...	...	...	343	1,596
Hams	"	72	1,538	59	830	...	...	...	...	131	2,368
Hides, Cow and Buffalo	"	300	2,067	31	219	...	...	...	...	331	2,286
Horns	"	9	84	165	1,632	...	...	...	...	174	1,716
Iron Nails	"	200	2,256	...	...	...	...	...	...	200	2,256
" Pans	"	43	277	27	189	...	...	...	...	70	466
Ironware, Unclassed	"	18	106	...	...	...	...	...	...	18	106
Marble Slabs	"	...	...	34	1,829	...	...	...	...	34	1,829
Medicines	Value	...	2,954	...	23,211	...	...	...	...	...	26,165
Oil, Ground-nut	Piculs	12	268	...	...	...	...	...	...	12	268
Opium, Native, Yunnan	"	2,958	1,332,051	...	...	...	...	...	...	2,958	1,332,051
Potatoes	"	976	3,405	...	...	...	...	...	...	976	3,405
Provisions and Vegetables	"	390	1,639	3	23	...	...	...	...	393	1,662
Samshu	"	2,314	19,521	...	...	...	...	...	...	2,314	19,521
Soy	"	214	1,836	...	...	...	...	...	...	214	1,836
Sugar, Brown	"	1,105	5,225	...	...	...	...	...	...	1,105	5,225
" White	"	46	544	...	...	...	...	...	...	46	544
Tea, Black, P'u-érh	"	402	9,188	1,837	34,500	...	...	...	...	2,239	43,688
Tin Slabs	"	...	...	50,043	3,187,214	...	...	...	...	50,043	3,187,214
Tobacco, Prepared	"	52	1,628	...	...	...	...	...	...	52	1,628
Vermicelli and Macaroni	"	651	5,473	...	...	...	...	...	...	651	5,473
Wax, White	"	1	23	361	23,720	...	...	...	...	362	23,743
" Yellow	"	...	...	8	303	...	...	...	...	8	303
Sundries, Unenumerated	Value	...	6,838	...	758	...	...	...	...	...	7,596
<b>TOTAL</b>	<b>Hk. \$s</b>	...	<b>1,404,354</b>	...	<b>3,279,168</b>	...	...	...	...	...	<b>4,683,522</b>

## SUMMARY.

To—	EXPORTS.		RE-EXPORTS.		TOTAL EXPORTS AND RE-EXPORTS.	
	Hk. \$s	Hk. \$s	Hk. \$s	Hk. \$s	Hk. \$s	Hk. \$s
Cochin China, Tonkin, and Annam	1,404,354	...	...	...	1,404,354	...
Hongkong	3,279,168	...	...	...	3,279,168	...
Total to Foreign Countries	...	4,683,522	...	...	...	4,683,522
<b>GRAND TOTAL</b>	...	<b>4,683,522</b>	...	...	...	<b>4,683,522</b>

TABLE No. VI.—TRANSIT TRADE.

a.—Table showing the Destinations of the various Goods forwarded under Transit Passes to the Interior during the Year 1904.

DESCRIPTION OF GOODS.	Classifier of Quantity.	YUNNAN.		KWEICHOW.		SZECHWAN.		TOTAL.	
		Quantity.	Value.	Quantity.	Value.	Quantity.	Value.	Quantity.	Value.
<b>COTTON GOODS.</b>									
			<i>Hk. Ts</i>		<i>Hk. Ts</i>		<i>Hk. Ts</i>		<i>Hk. Ts</i>
Shirtings, Grey, Plain, English.....	<i>Pieces</i>	22,306	63,793	1,390	4,009	85	264	23,781	68,066
White, ".....	"	963	4,548	26	122	...	...	989	4,670
T-Cloths, 32 inches, English.....	"	4,422	9,689	215	469	...	...	4,637	10,158
" 36 inches, ".....	"	5,265	15,776	249	747	...	...	5,514	16,523
Cambrics, Lawns, and Muslins, White, Dyed, and Printed.....	"	128	117	...	...	...	...	128	117
Chintzes and Plain Cotton Prints.....	"	520	1,594	7	36	...	...	527	1,630
Cotton Italians, Plain and Figured.....	"	1,378	13,212	75	702	...	...	1,453	13,914
Lastings, ".....	"	5,129	75,969	461	7,436	7	76	5,597	83,481
Turkey Red Cambrics.....	"	488	955	...	...	...	...	488	955
Cotton Flannel, Plain, Dyed, and Printed.....	"	243	1,198	4	20	...	...	247	1,218
Cotton Flannel, Plain, Dyed, and Printed, Japanese.....	"	136	680	12	60	...	...	148	740
Velvets and Velveteens.....	<i>Yards</i>	54,015	10,663	1,852	362	100	19	55,967	11,044
Cotton Blankets.....	<i>Pieces</i>	148	296	30	60	...	...	178	356
Handkerchiefs.....	<i>Dozens</i>	10	10	...	...	...	...	10	10
Towels, Honeycomb and Huckaback.....	"	49	43	...	...	...	...	49	43
" " " Japanese.....	"	1,147	918	10	8	...	...	1,157	926
Cotton Goods, Unclassed.....	<i>Yards</i>	33,926	5,021	3,025	448	...	...	36,951	5,469
" Yarn, Indian.....	<i>Pieces</i>	75,057	2,671,192	18,045	662,041	762	27,685	93,864	3,360,918
" " Japanese.....	"	1,439	56,649	450	18,545	24	1,025	1,913	76,219
" " Tonkin.....	"	1,380	50,738	1,271	46,422	...	...	2,651	97,160
" Thread, on Spools.....	<i>Gross</i>	502	1,255	...	...	...	...	502	1,255
<b>WOOLLEN AND COTTON MIXTURES.</b>									
Union and Poncho Cloth.....	<i>Yards</i>	58	58	...	...	...	...	58	58
<b>WOOLLEN GOODS.</b>									
Blankets and Rugs.....	<i>Pounds</i>	3,539	2,762	292	162	34	24	3,865	2,948
Camlets, English.....	<i>Pieces</i>	84	1,506	...	...	...	...	84	1,506
Cloth, Broad, Medium, Habit, and Russian.....	<i>Yards</i>	4,216	6,143	...	...	...	...	4,216	6,143
Long Ells.....	<i>Pieces</i>	8,277	55,792	317	2,158	57	456	8,651	58,406
Spanish Stripes.....	<i>Yards</i>	14,317	11,100	25	20	...	...	14,342	11,120
Woollen Goods, Unclassed.....	"	32	10	...	...	...	...	32	10
" and Worsted Yarn and Cord.....	<i>Pieces</i>	59	6,520	...	...	...	...	59	6,520
<b>MISCELLANEOUS PIECE GOODS.</b>									
Silk Piece Goods and Mixtures.....	<i>Catties</i>	45	473	...	...	...	...	45	473
<b>METALS.</b>									
Brassware.....	<i>Pieces</i>	1	60	...	...	...	...	1	60
Ironware.....	"	39	761	...	...	...	...	39	761
Steel.....	"	150	1,232	3	45	...	...	155	1,277
Metals, Unclassed.....	"	26	1,195	1	24	...	...	27	1,219
<b>SUNDRIES.</b>									
Bicho de Mar, Black.....	<i>Pieces</i>	176	11,820	6	452	3	223	185	12,495
Braid, Llana.....	<i>Packages</i>	3,459	2,475	220	176	...	...	3,679	2,651
Buttons, Brass and Fancy.....	<i>Gross</i>	956	1,082	...	...	...	...	956	1,082
Cloth, Native (Nankeens).....	<i>Pieces</i>	1,478	113,443	100	7,616	4	295	1,582	121,354



a.—Destinations of the various Goods forwarded under Transit Passes to the Interior—*Continued.*

DESCRIPTION OF GOODS.	Classifier of Quantity.	YUNNAN.		KWEICHOW.		SZĀCHWAN.		TOTAL.	
		Quantity.	Value.	Quantity.	Value.	Quantity.	Value.	Quantity.	Value.
			<i>Hk. Tls.</i>		<i>Hk. Tls.</i>		<i>Hk. Tls.</i>		<i>Hk. Tls.</i>
Cotton Cord.....	<i>Parcels</i>	14,139	5,483	...	...	270	108	14,409	5,591
" Raw, Tonkin.....	<i>Piculs</i>	178	3,748	1	17	...	...	179	3,765
Cattle-fish.....	"	478	11,203	14	321	7	157	499	11,681
Dressing-cases.....	<i>Pieces</i>	625	1,010	32	26	...	...	657	1,036
Dyes, Colours, and Paints:—									
Dyes, Aniline.....	<i>Value</i>	...	16,477	...	665	...	...	...	17,142
Vermilion.....	<i>Piculs</i>	68	7,073	...	...	...	...	68	7,073
Enamelledware.....	<i>Value</i>	...	1,873	...	40	...	...	...	1,913
Fire-crackers and Fireworks.....	<i>Piculs</i>	130	2,802	1	10	...	...	131	2,812
Fish Maws.....	"	23	3,076	1	113	...	...	24	3,189
Ginseng of all kinds.....	<i>Catties</i>	311	3,738	...	...	...	...	311	3,738
Lamps, Opium.....	<i>Pieces</i>	5,272	2,963	670	369	...	...	5,942	3,332
and Burners.....	"	3,835	2,424	200	150	...	...	4,035	2,574
Lichees, Dried.....	<i>Piculs</i>	114	2,056	2	25	7	129	123	2,210
Looking-glasses and Mirrors.....	<i>Pieces</i>	7,590	1,530	306	128	...	...	7,896	1,658
Lung-ngans.....	<i>Piculs</i>	197	5,005	2	46	...	...	199	5,051
Medicines.....	<i>Value</i>	...	10,645	...	65	...	43	...	10,753
Needles.....	<i>Mille</i>	12,730	6,221	130	47	50	20	12,910	6,288
Oil, Kerosene, American.....	<i>Gallons</i>	25,230	14,002	490	256	...	...	25,720	14,258
Paper, 1st Quality.....	<i>Piculs</i>	682	38,479	135	2,693	10	204	827	41,376
" Joss.....	"	79	1,900	4	90	...	...	83	1,990
Pepper, Black and White.....	"	91	1,745	2	48	2	48	95	1,841
Prawns and Shrimps, Dried.....	"	61	1,826	...	...	...	...	61	1,826
Sandalwood.....	"	673	9,736	35	514	4	59	712	10,309
Sea Blubber.....	"	110	1,645	1	18	1	6	112	1,669
Seaweed, Japan.....	"	129	1,204	...	...	...	...	129	1,204
Sharks Fins.....	"	42	4,444	2	189	...	...	44	4,633
Silk Products, Unclassed.....	<i>Catties</i>	124	1,164	...	...	...	...	124	1,164
Soap.....	<i>Value</i>	...	3,566	...	...	...	...	...	3,566
Stores.....	"	...	5,276	...	...	...	...	...	5,276
Tinplateware.....	"	...	16,644	...	280	...	27	...	16,951
Tobacco, Prepared.....	<i>Piculs</i>	6,515	203,743	196	5,936	6	184	6,717	209,863
Umbrellas.....	<i>Pieces</i>	2,572	1,856	97	78	...	...	2,669	1,934
" Japanese.....	"	21,419	12,818	892	527	70	40	22,381	13,385
Wines.....	<i>Value</i>	...	6,341	...	...	...	...	...	6,341
Wood, Coffin.....	<i>Pieces</i>	24,719	49,685	...	...	...	...	24,719	49,685
Sundries, Unenumerated.....	<i>Value</i>	...	20,034	...	748	...	...	...	20,782
<b>TOTAL.....</b>	<i>Hk. Tls.</i>		<b>3,684,183</b>		<b>765,539</b>		<b>31,092</b>		<b>4,480,814</b>

## b.—Table showing the Provinces from which Native Goods were brought under Transit Passes during the Year 1904.

Nil.

c.—Table showing the Number of Passes issued for, and the Amount of Duties collected on, Foreign Goods forwarded to the Interior under Transit Passes, as divided between the various Nationalities, during the Year 1904.

QUARTER.	FRENCH.		ITALIAN.		CHINESE.		TOTAL.	
	No. of Passes.	Transit Dues.	No. of Passes.	Transit Dues.	No. of Passes.	Transit Dues.	No. of Passes.	Transit Dues.
		<i>Hk. Ts. m. c. c.</i>		<i>Hk. Ts. m. c. c.</i>		<i>Hk. Ts. m. c. c.</i>		<i>Hk. Ts. m. c. c.</i>
1st quarter.....	9	164.9.8.4	1	1.2.2.8	12,420	11,306.8.3.8	12,430	11,373.0.5.0
2nd „ .....	18	135.7.6.0	...	...	13,545	12,176.6.4.9	13,563	12,312.4.0.9
3rd „ .....	...	...	...	...	11,497	9,873.4.0.7	11,497	9,873.4.0.7
4th „ .....	...	...	...	...	8,450	14,138.8.4.7	8,450	14,138.8.4.7
TOTAL.....	27	300.7.4.4	1	1.2.2.8	45,912	47,395.7.4.1	45,940	47,697.7.1.3

d.—Table showing the Number of Passes surrendered for, and the Amount of Duties collected on, Native Goods brought from the Interior under Transit Passes, as divided between the various Nationalities, during the Year 1904.

*Nil.*

TABLE No. VII.—DUTIES.

a. Duties paid under each Flag, for the Year ended 31st December 1904.

FLAG.	IMPORT.	EXPORT.	COAST TRADE.	TONNAGE.	TRANSIT.	OPIUM LIKIN.	TOTAL.
	<i>Hk. Tsam.c.c.</i>	<i>Hk. Tsam.c.c.</i>	<i>Hk. Tsam.c.c.</i>	<i>Hk. Tsam.c.c.</i>	<i>Hk. Tsam.c.c.</i>	<i>Hk. Tsam.c.c.</i>	<i>Hk. Tsam.c.c.</i>
French .....	...	...	...	...	300.7.4.4	...	300.7.4.4
Italian .....	...	...	...	...	1.2.2.8	...	1.2.2.8
Chinese .....	96,963.4.4.8	44,229.3.6.8	...	299.1.0.0	47,395.7.4.1	...	188,887.6.5.7
On Opium.....	...	59,150.3.5.2	...	...	...	100.7.0.0*	59,251.0.5.2
TOTAL.....	96,963.4.4.8	103,379.7.2.0	...	299.1.0.0	47,697.7.1.3	100.7.0.0	248,440.6.8.1†

† No Drawbacks marked for cash payment during the year, to be deducted from this total ..... *Hk. Tsam.c.c.* Nil.

Collected in lieu of Inland Dues on Native Opium.

b.—Comparative Table of Duties collected, for the Years 1895 to 1904.

YEARS.	IMPORT (exclusive of Opium).	EXPORT (exclusive of Opium).	COAST TRADE (exclusive of Opium).	OPIUM (Import, Export, and Coast Trade).	TONNAGE.	TRANSIT.	OPIUM LIKIN.	TOTAL.
	<i>Hk. Tsam.c.c.</i>	<i>Hk. Tsam.c.c.</i>	<i>Hk. Tsam.c.c.</i>	<i>Hk. Tsam.c.c.</i>	<i>Hk. Tsam.c.c.</i>	<i>Hk. Tsam.c.c.</i>	<i>Hk. Tsam.c.c.</i>	<i>Hk. Tsam.c.c.</i>
1895.....	36,061.1.6.0	35,003.4.5.9	...	12,066.8.5.0	142.1.0.0	20,829.6.8.7	...	104,103.2.5.6
1896.....	35,367.8.7.1	28,292.0.9.8	...	8,139.0.8.4	166.0.0.0	23,231.9.5.2	...	95,197.0.0.5
1897.....	44,778.2.5.5	34,765.0.1.6	...	10,519.3.3.1	209.7.0.0	26,798.2.6.1	...	117,070.5.6.3
1898.....	50,427.3.2.5	38,496.4.0.3	...	12,249.3.2.9	244.0.0.0	31,656.2.2.9	...	133,073.2.8.6
1899.....	77,893.7.7.7	37,774.2.5.2	...	19,276.6.6.9	296.0.0.0	44,516.4.9.6	141.0.2.6‡	179,898.2.2.0
1900.....	69,856.6.9.8	39,762.3.8.5	...	28,537.4.1.8	280.3.0.0	40,669.3.2.8	32.6.1.5‡	179,138.7.4.4
1901.....	99,151.6.6.5	42,086.4.4.9	...	35,027.5.1.5	290.6.0.0	47,615.2.4.7	14.1.8.8‡	224,185.6.6.4
1902.....	74,685.4.9.3	53,326.8.6.3	...	20,652.5.6.4	263.2.0.0	41,972.6.8.3	102.1.3.8‡	191,002.9.4.1
1903.....	63,952.0.9.9	38,350.1.2.4	...	25,997.3.5.0	252.3.0.0	32,109.9.1.7	272.8.5.0‡	160,934.6.4.0
1904.....	96,963.4.4.8	44,229.3.6.8	...	59,150.3.5.2	299.1.0.0	47,697.7.1.3	100.7.0.0‡	248,440.6.8.1

‡ Collected in lieu of Inland Dues on Native Opium.

## B.—SPECIAL TABLES.

TABLE No. I.—IMPORT TRADE.

Comparative Table of the principal Articles of Import, for the Years 1895 to 1904.

DESCRIPTION OF GOODS.	Classifier of Quantity.	1895.	1896.	1897.	1898.	1899.	1900.	1901.	1902.	1903.	1904.
<b>COTTON GOODS.</b>											
Shirtings, Grey, Plain, English.....	Pieces	8,850	8,880	16,994	11,769	25,143	16,201	33,086	16,986	29,289	25,730
" White, " " .....	"	318	404	504	402	1,195	1,073	819	2,340	856	1,192
T-Cloths, English .....	"	10,021	13,918	15,170	10,728	25,027	16,024	15,793	5,755	9,665	16,201
Chintzes and Plain Cotton Prints .....	"	10	204	520	305	644	3,849	319	583	1,421	1,600
Cotton Italians, Plain and Figured .....	"	93	228	626	148	3,364	7,691	9,881	7,394	1,104	3,009
" Lastings, " " .....	"	1,502	1,800	1,556	1,346	6,595	2,516	6,000	3,197	2,073	3,321
Turkey Red Cambrics .....	"	1,215	1,424	1,129	682	2,058	2,254	4,014	1,272	...	...
Velvets .....	Yards	...	...	...	...	...	...	...	...	13,304	79,564
Towels .....	Dozens	154	1,603	604	1,218	2,448	1,180	3,052	2,951	2,998	10,819
Cotton Yarn, Indian .....	Piculs	50,580	46,361	57,144	63,399	97,273	72,561	86,547	84,498	65,629	98,260
" " Japanese .....	"	...	...	2,392	6,349	9,172	4,298	3,471	2,157	2,026	2,300
" " Tonkin .....	"	...	...	...	...	...	...	272	736	1,595	4,117
<b>WOOLLEN GOODS.</b>											
Blankets .....	Pairs	40	224	429	376	1,841	2,589	1,387	873	...	...
" " " " .....	Pounds	...	...	...	...	...	...	...	...	13,620	35,290
Camlets, English .....	Pieces	214	198	107	192	307	165	503	108	43	145
Cloth, Broad, Medium, and Habit .....	Yards	12	155	58	145	268	419	225	120	...	...
Long Ells .....	Pieces	2,836	3,451	5,458	3,722	11,103	12,172	11,273	5,118	5,744	13,711
Spanish Stripes .....	Yards	414	344	190	474	642	383	674	114	...	...
Woolen Yarn and Worsted Yarn and Cord .....	Piculs	...	17	15	12	73	73	85	43	57	107
<b>MISCELLANEOUS PIECE GOODS.</b>											
Silk Piece Goods .....	Piculs	2	7	7	4	16	43	47	37	19	25
<b>SUNDRIES.</b>											
Bicho de Mar, Black .....	Piculs	167	198	240	313	446	100	521	282	167	246
Braid, Llama .....	Pkgs.	810	2,940	2,620	680	6,835	8,154	5,717	5,052	4,224	15,338
Chinaware .....	Piculs	27	24	194	309	461	525	767	359	856	1,134
Cloth, Native (Nankeens) .....	"	180	426	716	862	1,531	1,300	1,826	2,208	1,325	3,125
Cuttle-fish .....	"	157	168	662	170	377	188	745	319	194	613
Dyes, Aniline .....	Value, Hk. Ts.	426	575	9,431	4,912	11,468	43,091	16,757	6,671	18,842	25,558
Enamelledware .....	"	...	...	...	...	...	...	...	...	...	11,074
Lamps and Lampware .....	"	1,103	702	6,695	5,729	12,744	11,797	11,343	21,495	13,164	14,925
Lichees, Dried .....	Piculs	67	141	151	743	166	46	1,085	318	202	186
Looking-glasses and Mirrors .....	Pieces	526	1,270	1,025	2,774	13,249	11,751	5,479	10,073	11,667	8,832
Lung-ngans .....	Piculs	...	...	...	...	...	...	...	...	...	275
Matches, Wood, Japan .....	Gross	13,822	20,959	34,407	50,826	113,555	103,308	134,907	124,255	166,260	148,213
Medicines .....	Value, Hk. Ts.	3,040	5,635	4,842	8,000	13,343	9,638	18,481	22,740	19,064	32,759
Needles .....	Mills	730	3,710	9,354	4,561	21,490	17,390	40,120	16,660	10,810	44,785
Oil, Kerosene, American .....	Galls.	7,040	7,720	8,250	22,440	22,225	36,375	78,735	139,785	59,800	66,558
Paper, 1st Quality .....	Piculs	585	1,084	741	925	1,438	1,176	976	887	1,171	2,983
" Joss .....	"	105	131	179	75	61	68	247	233	292	299
Sandalwood .....	"	92	643	565	447	501	279	310	840	478	975
Seaweed, Japan .....	"	36	151	...	53	297	74	277	78	60	170
Sharks Fins .....	"	12	28	64	51	75	31	28	20	31	75
Stapleware .....	Value, Hk. Ts.	...	...	...	...	...	...	...	...	...	35,133
Tobacco, Prepared .....	Piculs	10,396	8,103	8,373	8,162	5,734	11,239	11,693	7,175	10,583	7,898
Umbrellas .....	Pieces	688	3,730	12,451	11,039	32,355	29,007	37,364	20,702	21,443	59,904
Vermilion .....	Piculs	1	54	43	30	75	42	65	35	47	104
Wood, Coffin .....	Pieces	25,675	25,359	23,150	22,968	17,449	23,226	27,027	22,735	17,746	26,853

TABLE No. 2.—EXPORT TRADE.

Comparative Table of the principal Articles of Export, for the Years 1895 to 1904.

DESCRIPTION OF GOODS.	Classifier of Quantity.	1895.	1896.	1897.	1898.	1899.	1900.	1901.	1902.	1903.	1904.
		Beans, White and Yellow.....	Piculs	249	535	514	238	380	152	150	115
China-root.....	"	11	...	35	74	112	136	235	74	47	143
Cloth, Native (Nankeens).....	"	43	39	27	50	69	14	53	51	12	65
Dye-yams.....	"	...	...	3,356	1,552	8,054	8,752	6,227	3,824	1,844	110
Fungus.....	"	9	1	6	118	211	46	23	43	77	63
Hams.....	"	47	89	172	89	151	108	77	48	57	131
Hartall.....	"	256	...	380	286	119	259	1,011	351	343	12
Hides, Cow and Buffalo.....	"	161	352	205	614	349	142	124	308	354	331
Horns, ".....	"	23	133	266	369	58	48	38	255	291	174
Iron, Manufactured.....	"	105	138	61	133	99	58	65	64	15	4
" Nails.....	"	93	85	150	123	173	116	146	102	124	200
" Pans.....	"	196	265	276	305	275	164	30	62	40	70
Marble Slabs.....	"	72	65	78	127	79	98	63	72	218	34
Medicines.....	{ Value, Hk. Ts }	4,920	3,666	7,457	11,603	14,726	4,394	10,184	5,846	13,079	26,165
Oil, Ground-nut.....	Piculs	273	302	817	336	557	240	37	8	28	12
Opium, Native, Yunnan.....	"	603	407	525	611	964	1,427	1,751	1,032	1,300	2,958
Potatoes.....	"	423	607	589	521	806	878	1,542	1,263	871	976
Samshu.....	"	306	1,757	2,806	1,823	1,705	1,427	1,717	1,873	1,772	2,314
Soy.....	"	200	157	254	144	160	117	126	157	190	214
Sugar, Brown.....	"	246	642	1,835	1,135	851	656	836	791	713	1,105
Tea, Black, Pu-erh.....	"	2,276	1,033	898	1,302	1,943	1,111	1,948	2,547	3,380	2,239
Tin, Slabs.....	"	40,801	33,827	41,602	45,914	43,146	48,710	50,831	63,636	41,044	50,043
Vermicelli and Macaroni.....	"	460	547	991	350	547	355	252	275	379	651
Wax, White.....	"	37	217	156	246	203	95	84	198	269	362
" Yellow.....	"	3	2	4	...	...	...	22	36	37	8

TABLE No. 3.—VALUE OF TRADE.

Comparative Table of the Value of the Trade, for the Years 1895 to 1904.

YEARS.	IMPORTS FROM		EXPORTS TO		TOTAL IMPORTS AND EXPORTS.	RE-EXPORTS.	TREASURE.		TRANSIT TRADE.	
	Foreign Countries.	Native Ports.	Foreign Countries.	Native Ports.			Imported.	Exported.	Inwards.	Outwards.
	Hk. Ts.	Hk. Ts.	Hk. Ts.	Hk. Ts.			Hk. Ts.	Hk. Ts.	Hk. Ts.	Hk. Ts.
1895.....	1,809,253	...	1,033,066	...	2,842,319	...	320	...	1,521,021	...
1896.....	1,627,036	...	849,639	...	2,476,675	...	...	34,404	1,601,315	...
1897.....	2,394,028	...	1,057,737	...	3,451,765	...	...	28,148	2,172,913	...
1898.....	2,453,839	...	1,218,811	...	3,672,650	...	...	6,939	2,325,431	...
1899.....	3,373,641	...	1,883,297	...	5,256,938	...	84,668	13,073	2,872,692	...
1900.....	2,963,242	...	2,439,088	...	5,402,330	...	118,801	5,982	2,652,489	...
1901.....	3,748,339	...	3,066,934	...	6,815,273	...	4,000	3,660	3,034,910	...
1902.....	3,687,444	...	3,688,085	...	7,375,529	...	234,599	11,022	3,234,230	...
1903.....	3,916,890	...	2,518,688	...	6,435,578	...	281,733	15,500	2,775,005	...
1904.....	6,063,777	...	4,683,522	...	10,747,299	...	1,160,071	24,720	4,480,814	...

TABLE No. 4.—REPORTS TO THE CUSTOMS.

1°. SHIPPING (JUNK TRAFFIC).—Comparative Table of Shipping, for the Years 1895 to 1904.

a.—Under General Regulations.

YEARS.	ENTERED INWARDS.		CLEARED OUTWARDS.		TOTAL ENTERED AND CLEARED.	
	No.	Tons.	No.	Tons.	No.	Tons.
1895 .....	1,065	3,793	1,033	3,604	2,098	7,397
1896 .....	981	3,376	958	3,288	1,939	6,664
1897 .....	2,783	6,489	2,770	6,433	5,553	12,922
1898 .....	4,723	11,713	4,523	11,220	9,246	22,933
1899 .....	5,825	14,066	5,647	13,789	11,472	27,855
1900 .....	4,530	12,083	4,351	11,682	8,881	23,765
1901 .....	5,288	14,137	5,261	14,060	10,549	28,197
1902 .....	3,798	10,905	3,776	10,837	7,574	21,742
1903 .....	4,856	13,323	4,832	13,245	9,688	26,568
1904 .....	7,014	18,257	7,160	18,709	14,174	36,966

b.—Under Inland Steam Navigation Rules.

Nil.

2°. PACK-ANIMALS.—Comparative Table of Number of Mules and Ponies, carrying on the average 120 Catties per Head, reported at the Custom House, Mengtsz, with Import, Export, and Transit Merchandise, for the Years 1895 to 1904.

—	1895.	1896.	1897.	1898.	1899.	1900.	1901.	1902.	1903.	1904.
Import.....	53,869	50,295	58,679	66,529	96,716	79,758	96,172	88,902	76,556	115,884
Export.....	43,454	36,611	48,140	49,030	48,004	50,434	52,781	64,972	44,091	52,390
Transit.....	45,632	52,225	54,273	63,710	86,354	75,227	85,676	82,850	61,837	90,937
TOTAL.....	142,955	139,131	161,092	179,269	231,074	205,419	234,629	236,724	182,484	259,211

TABLE No. 5.—TREASURE.

(Treasure Imported and Exported during the Year 1904.

COUNTRIES FROM WHICH IMPORTED AND TO WHICH EXPORTED.	IMPORTS.					EXPORTS.				
	SILVER.			COPPER.	TOTAL IMPORTS.	SILVER.			COPPER.	TOTAL EXPORTS.
	In Bars and Sycee.	In Coin.	TOTAL.	In Coin.		In Bars and Sycee.	In Coin.	TOTAL.	In Coin.	
	<i>Hk. Ts</i>	<i>Hk. Ts</i>	<i>Hk. Ts</i>	<i>Hk. Ts</i>	<i>Hk. Ts</i>	<i>Hk. Ts</i>	<i>Hk. Ts</i>	<i>Hk. Ts</i>	<i>Hk. Ts</i>	
<b>1. FOREIGN COUNTRIES.</b>										
Tonkin .....	...	1,160,071	1,160,071	...	1,160,071	...	24,720	24,720	...	24,720
<b>TOTAL: 1. FOREIGN COUNTRIES</b>	...	1,160,071	1,160,071	...	1,160,071	...	24,720	24,720	...	24,720
<b>2. CHINA</b> .....	...	...	...	...	...	...	...	...	...	...
<b>TOTAL: 2. CHINA</b> .....	...	...	...	...	...	...	...	...	...	...
<b>GRAND TOTAL: FOREIGN COUN- TRIES AND CHINA</b> .....	...	1,160,071	1,160,071	...	1,160,071	...	24,720	24,720	...	24,720

## SZEMAO TRADE REPORT,

### FOR THE YEAR 1904.

---

1°. LOCAL.—The advance in the trade value for the year under review on that of 1903 amounted, Imports and Exports together, to *Hk.Ts* 62,216; the total figure, *Hk.Ts* 266,983, is the highest on record, and would seem to indicate that the Szemao traffic has decidedly entered upon the way of prosperity. Though it cannot be denied that there has been progress, yet its importance ought not to be exaggerated; and the Duty collection, showing an increase of only *Hk.Ts* 841 on the total of the previous year, demonstrates that the improvement was more apparent than real. The disproportion between these two figures may be easily understood when it is stated that the market value of our main article of trade—Raw Cotton—kept very high for the whole year: the wholesale price rose from *Hk.Ts* 14, *Hk.Ts* 15, and *Hk.Ts* 18 per picul for that commodity, in 1901, 1902, and 1903 respectively, to *Hk.Ts* 19, while, retail, 1 catty was bought for as much as 200 to 210 cash.—During the year traffic in general suffered much from the bad climatic conditions of 1903. A particularly severe kind of fever, called here the *wén-ping* (瘟病) (no relation whatever to plague), made many victims among the peasants, and thus diminished the working population. The scarcity of rain in the Shan States during June and July, and, further, the excess of water at the end of the rainy season, were the principal causes of the smaller production of Cotton. Busily occupied in providing their Rice fields with drains and canals, which it was found necessary to dig and connect with streams in great numbers, to avoid dryness—and, consequently, famine,—the people of that region neglected their Cotton plantations at the beginning; and when, at last, rain fell heavily, its late appearance did more damage than good to the crop, which was, according to the statements of merchants, 40 to 50 per cent. below the average of an ordinary harvest. Demands from the interior had, however, to be satisfied; merchants, afraid of running short, were anxious to fill up their godowns, and all that could be purchased was brought in to this market during the first quarter of the year. Demands being large and the commodity rather scarce, the natural consequence was an increase in its selling price at both the places of production and this market. The reports for 1904 were more satisfactory: the planting of the Cotton was nearly doubled, and an abundant crop rewarded the growers for their labour; the quality, however, is not superior to that of 1903. If the Cotton trade only had to be considered, the Szemao merchants would not have had much to complain about in the year's transactions; but the most important firms connected with this market deal also in Tea, and the trade in that produce has certainly not yielded satisfactory results. The quality of the Tea was so good in 1903 that large demands were made, specially from Szechwan, and the shrubs were over-picked in order to satisfy them; they suffered somewhat in consequence, and, after an interval of some six to seven months, they could not be made to yield an abundant supply of leaf; as a result, the production was smaller than in the year before—it is said, by 6,000 *tan* (担). Although the greater part of the Tea of this region is sent to the provinces bordering Yunnan, not to speak of that consumed in the province itself, large quantities were, up to the beginning of 1904, exported to Tonkin and Hongkong. An additional tax, levied by the Tonkin Customs, suddenly stopped the transactions with these places; the tax is said to be a heavy one—about \$1 per *tung* (筒) (\$30 per 100 catties—1 picul being equal to



30 *tung*). The merchants felt, therefore, that competition was becoming impossible, as the price they had to ask was much in excess of the real value of their Tea. Those two trade routes being thus closed, a large quantity had to remain in stock in the capital; moreover, the Szechwan province did not consume its supply from the previous year, and the demands which reached this market for this produce diminished considerably. The Tea known under the denomination of "P'u-êrh," or "Black," Tea, which is the only kind passing under our control when exported to Laos by way of Menglieh and Iwu, has, in 1904, almost completely disappeared from our Returns.—The Opium harvest was not good. Owing to disturbances in 1903 in the Lo-hei-shan (標黑山), where the plant is grown, the production was hardly sufficient to meet the requirements of the population of this district, three-fourths of whom, unfortunately, are Opium smokers. For a short period the price of Opium rose, from *Ts* 19 to *Ts* 20 in preceding years, to *Ts* 26 and *Ts* 27 per 100 taels weight, and then went down to *Ts* 21 and *Ts* 22, and the traffic in it remained at a standstill for the whole year. It is reported that the trade routes leading from the capital to Kwangsi, Kwangtung, and to Kweichow, where fairly large supplies of Yunnan Opium are yearly forwarded, having become unsafe and impracticable, on account of the rebellion actually existing in those provinces, a great quantity (about 350 piculs) is detained in the godowns at Yün-nan-fu, the merchants receiving no demands for it above *Ts* 15 to *Ts* 16 per 100 taels weight.—The Rice harvest in the Szemao plain and in the immediate neighbourhood was somewhat inferior to that of 1903—if not in quality, at least in quantity. Four-tenths of the ground usually cultivated was left untilled from want of labourers, for whom the *wên-ping* in this region also was most fatal. A curious fact, worthy of notice, is that, although ground is plentiful, whatever may be the quantity of Rice produced in the Szemao region, it is never sufficient to meet the wants of the Szemao population—about four-tenths has to be brought in from some distant place, such as P'u-t'êng (普騰), inhabited mostly by Shans, and occasionally from P'u-êrh. Peasants (not to mention the general indolence prevailing among the people in this part of Yunnan) cultivate only for themselves, and are satisfied with little: the cost of living is very cheap and their wants are few.—Towards the end of the year the exchange for cash became more advantageous, *Szemao Ts* 1 buying from 950 cash during the first months and 1,100 to 1,170 cash during the last quarter. Various reasons are given in explanation: the money-changers at P'u-êrh and Mo-hei (exchange transactions being much better for them at Szemao) brought a certain quantity of cash to this place; the Tea merchants, on account of the marked decrease in the trade in that produce, had to discharge nearly one-half of their female Tea pickers, and the cash formerly required to make their daily payments of wages remained in the hands of the money-changers, who had then to lower their demands.

2°. REVENUE.—The Duties and Dues collected during the year amounted to *Hk.Ts* 7,571, against *Hk.Ts* 6,730 in 1903, showing an increase of *Hk.Ts* 841. To the total amount the Menglieh and Iwu branch offices contributed *Hk.Ts* 406 and *Hk.Ts* 980 respectively.

3°. FOREIGN TRADE.—(a.) Imports.—The value of goods imported from Foreign countries was *Hk.Ts* 221,753, an advance of *Hk.Ts* 52,811 over that of the preceding year. About one-half of that excess applies to Raw Cotton, while the other half is to be divided among Cotton and Woollen Goods and Sundries, such as Spanish Stripes, Burmese Cotton Cloth, Shirtings, Blankets, Ivory, etc., and, principally, Young Deer Horns, which, together with Raw Cotton, are the two main articles of the Szemao trade. The countries with which the Szemao traffic is principally concerned are Burma, Haut-Laos, and Siam, and to the total value of Imports they contributed as follows: Burma, *Hk.Ts* 146,832; Haut-Laos, *Hk.Ts* 53,374; and Siam, *Hk.Ts* 21,547. If from the sum of *Hk.Ts* 221,753, representing the value of Imports for the year under review, we deduct *Hk.Ts* 175,129, the value of Raw Cotton, and *Hk.Ts* 13,947, the value of Young Deer

Horns—in all, *Hk.Tts.* 189,076,—there remains only a very small sum, *Hk.Tts.* 32,677, to represent the value of the various commodities appearing in our Returns. Birds Nests were introduced in larger quantity, to the value of *Hk.Tts.* 2,294; Ivory was imported to the amount of *Hk.Tts.* 8,433, a marked improvement on the 1903 figures; and a general increase is also noted as regards the different products of the chase, such as Tiger and Leopard Skins and Bones, Deer Horns, Deer Sinews, etc.; but, with the exception of English Shirtings—represented by a value of *Hk.Tts.* 3,024, a large advance on arrivals in the preceding year,—Cotton Piece Goods and Woollen Goods arrived in a very reduced quantity. European and Japanese products encounter great difficulties in penetrating these distant regions. Not to speak of the insignificant amount which reaches this place under Transit Passes from Mengtze, and for which no statistics are procurable here, this kind of traffic is entirely in the hands of the Yün-nan-fu Mahomedan traders. Each year, early in the autumn, they depart from the capital, carrying a certain amount of Native products, which they sell or exchange on their way to the British Shan States, Siam, and Haut-Laos, whence they return in the spring, bringing some Foreign goods and medicines (mostly quinine pills). But the great distance they have to travel, and the damage caused *en route* by rain and dampness to the goods conveyed (which cannot be avoided during the 60 odd days occupied in the journey from one point to the other), do not allow them to compete with success with the other traders of Yün-nan-fu, who get the same commodities much quicker and more economically through the Tengyueh and Tonkin routes.

(b.) *Exports.*—The total value of this branch of trade was *Hk.Tts.* 45,230, which is the highest figure recorded since 1897. Silk Caps, Carpets, Straw Hats, Hat Covers, Manufactured Iron, Shoes and Boots, some Raw Silk, Silk Piece Goods, and Furs are the current articles which ordinarily find their way to the neighbouring countries of Burma, Siam, and Laos. Traffic with the last-named country is slowly progressing, and accounts in 1904 for a value of *Hk.Tts.* 19,372, or about 40 per cent. of the total. Owing to the almost perpetual state of troubles and continual skirmishes, and sometimes serious wars, which existed between the different tribes of that country and the Siamese (and which ceased only under the French Protectorate), the population became scarce, and traffic with China, rather important formerly, almost completely disappeared. The steady re-establishment of peace in Haut-Laos has now, according to the reports of trustworthy travellers, brought back confidence among the people—cities are rebuilt and abandoned villages are reoccupied; under such conditions, it may be hoped that the traffic with South Yunnan and Szemao, once recovered, will, in a not distant future, resume its former activity.

(c.) *Re-exports.*—*Nil.*

4°. COAST TRADE.—*Nil.*

5°. INLAND TRANSIT.—(a.) *Inwards.*—1,705 Passes were issued during the year, representing a value of *Hk.Tts.* 204,834, about 86 per cent. of the total Imports, against *Hk.Tts.* 163,593 in 1903. To this value, Raw Cotton contributed *Hk.Tts.* 165,269; Young Deer Horns, *Hk.Tts.* 13,989; Ivory, *Hk.Tts.* 9,620; Burmese Cotton Cloth, *Hk.Tts.* 1,371; and Birds Nests, *Hk.Tts.* 2,302. Szemao, which lost much of its once renowned prosperity owing to the evil effects of the Mahomedan Rebellion, has become almost solely a place of transit. Of the goods imported, a very small amount is consumed locally, and in the course of a few months—a year at most—they are taken into the interior and to other provinces. Cotton and Woollen Goods and Sundries (including Raw Cotton and Ivory) remained in Yunnan; Szechwan took a large part of the products of the chase; while Kiangsu, Hunan, Hupeh, and Kiangsi participated but little in the year's Transit trade.

(b.) *Outwards.*—*Nil.*

6°. SHIPPING.—*Nil*. (The conveyance of goods in this part of Yunnan is carried on by means of men and pack-animals: 4,125 men and 24,419 pack-animals (mules and bullocks) did the transport work of the year.)

7°. PASSENGER TRAFFIC.—No statistics available.

8°. TREASURE.—The increase in the importation of Treasure in lieu of goods speaks for itself, in proof of what has been explained at the end of the paragraph dealing with Foreign Imports. *Hk.Tts.* 22,632 worth of Rupees (Rs. 1 = *Hk.Tts.* 0.400) were brought from Burma and reported to this office, against *Hk.Tts.* 11,501 worth in 1903. This money always finds ready exchange for sycee at Yün-nan-fu and Ta-li, through the merchants trading between those places and Bhamo, etc.

9°. OPIUM.—(a.) *Foreign.*—*Nil*.

(b.) *Native.*—17 piculs were exported during the year to the Haut-Laos. When compared with the total yearly production of the western part of this province, said to be about 500 piculs, the quantity looks insignificant; but it should be noted that Yunnan Opium, much renowned and appreciated in other provinces, not to speak of what is consumed locally, is thus mostly an internal trade. There is no doubt that, owing to the many roads and paths leading to and across the frontier, which we have no means of controlling, a great part of the drug is taken away clandestinely to neighbouring countries.

10°. MISCELLANEOUS.—The uprising in 1903 in the Lo-hei-shan (標黑山), Chên-pien district, not only proved an obstacle to trade in that region, but also a cause of ruin to many inoffensive people living there. Subsequent and careful inquiries proved that the importance of the so-called rebellion had been much exaggerated by the General, KAO TÊ-YÜAN (高德元), who was sent there to repress it, and, further, that he rendered himself guilty of dishonest transactions and false reports of the events; he had to pay for his illegal exactions with his life. In order to relieve the distress into which the Lo-hei population was plunged, the Viceroy generously distributed funds amongst them, and their condition was thus considerably ameliorated.—Several merchants and private persons have united together with a view of improving the cultivation and production of tobacco in this district; the plants here produce an inferior quality. A rather large quantity, and of a much superior kind, grown in the neighbourhood of Tung-hai (通海), an important market on the road from Mengtsz to Yün-nan-fu, was brought here as an experiment. Should the venture prove successful, it is said that the cultivation will be extended on a large scale, and this market would thus certainly benefit by an increase of trade in that produce.

C. ROUSSE,

*Assistant-in-Charge, temporarily.*

SZEMAO, 10th February 1905.

---

SZEMAO TRADE RETURNS,  
FOR THE YEAR 1904.

A.—GENERAL TABLES.

TABLE No. I.—REPORTS TO THE CUSTOMS.

a.—Applications.

	MARCH QUARTER.	JUNE QUARTER.	SEPTEMBER QUARTER.	DECEMBER QUARTER.	TOTAL.
Import.....	630	547	85	149	1,411
Export.....	290	98	23	298	709
Transit.....	636	749	152	168	1,705
<b>TOTAL.....</b>	<b>1,556</b>	<b>1,394</b>	<b>260</b>	<b>615</b>	<b>3,825</b>

b.—Men and Pack-animals with Loads.

	MARCH QUARTER.		JUNE QUARTER.		SEPTEMBER QUARTER.		DECEMBER QUARTER.		TOTAL.	
	Men.	Pack- animals.	Men.	Pack- animals.	Men.	Pack- animals.	Men.	Pack- animals.	Men.	Pack- animals.
Import.....	883	6,810	422	3,811	76	78	213	161	1,594	10,860
Export.....	305	1,477	51	413	24	6	162	2,253	542	4,149
Transit.....	894	4,308	613	4,016	244	458	238	628	1,989	9,410
<b>TOTAL.....</b>	<b>2,082</b>	<b>12,595</b>	<b>1,086</b>	<b>8,240</b>	<b>344</b>	<b>542</b>	<b>613</b>	<b>3,042</b>	<b>4,125</b>	<b>24,419</b>

TABLE No. II.—GROSS AND NET VALUES OF THE TRADE OF SZEMAO,  
1902 TO 1904.

	1902.		1903.		1904.	
	NET VALUES.	GROSS VALUES.	NET VALUES.	GROSS VALUES.	NET VALUES.	GROSS VALUES.
	<i>Hk. Ts</i>	<i>Hk. Ts</i>	<i>Hk. Ts</i>	<i>Hk. Ts</i>	<i>Hk. Ts</i>	<i>Hk. Ts</i>
<b>FOREIGN GOODS.</b>						
Imported from Foreign Countries and Hongkong.....	147,148		168,942		221,753	
Imported from Chinese Ports.....	...		...		...	
<b>Total Foreign Imports.....</b>		<b>147,148</b>		<b>168,942</b>		<b>221,753</b>
Re-exported to Foreign Countries and Hongkong....	...		...		...	
Re-exported to Chinese Ports.....	...		...		...	
<b>Total Foreign Re-exports.....</b>						
<b>Net Total Foreign Imports.....</b>	<b>147,148</b>		<b>168,942</b>		<b>221,753</b>	
<b>NATIVE PRODUCE.</b>						
Imported.....						
Re-exported to Foreign Countries.....	...		...		...	
Re-exported to Chinese Ports.....	...		...		...	
<b>Total Native Re-exports.....</b>						
<b>Net Total Native Imports.....</b>						
Native Produce of local origin Exported to Foreign Countries.....	36,484		35,825		45,230	
Native Produce of local origin Exported to Chinese Ports.....	...		...		...	
<b>Total Exports of local origin.....</b>		<b>36,484</b>		<b>35,825</b>		<b>45,230</b>
<b>Gross Value of the Trade of the Port.....</b>		<b>183,632</b>		<b>204,767</b>		<b>266,983</b>
<b>Net Value of the Trade of the Port, i.e., Foreign and Native Imports less Re-exports, and Native Exports of local origin.....</b>	<b>183,632</b>		<b>204,767</b>		<b>266,983</b>	



## SUMMARY.

IMPORTS from Cochin China, Tonkin, and Annam.....	<i>Hk. Ts</i>	53,374
"    "    Siam.....	"	21,547
"    "    Burma.....	"	146,832
Total from Foreign Countries.....	<i>Hk. Ts</i>	221,753
TOTAL FOREIGN IMPORTS.....	<i>Hk. Ts</i>	221,753

TABLE No. IV.—TRADE IN NATIVE PRODUCE.—Imports and Re-exports.

*Nil.*





## SUMMARY.

To—	EXPORTS.		RE-EXPORTS.		TOTAL EXPORTS AND RE-EXPORTS.	
	<i>Hk. Ts</i>	<i>Hk. Ts</i>	<i>Hk. Ts</i>	<i>Hk. Ts</i>	<i>Hk. Ts</i>	<i>Hk. Ts</i>
Cochin China, Tonkin, and Annam..	19,372		...		19,372	
Siam.....	7,318		...		7,318	
Burma.....	18,540		...		18,540	
Total to Foreign Countries.....		45,230		...		45,230
<b>GRAND TOTAL.....</b>		<b>45,230</b>		...		<b>45,230</b>

TABLE No. VI.—TRANSIT TRADE.

α.—Table showing the Destinations of the various Goods forwarded under Transit Passes to the Interior during the Year 1904.

DESCRIPTION OF GOODS.	Classifier of Quantity.	YUNNAN.		SZECHWAN.		KIANGSU.		HUNAN.		HUPEH.		TOTAL.	
		Quantity.	Value.	Quantity.	Value.	Quantity.	Value.	Quantity.	Value.	Quantity.	Value.	Quantity.	Value.
<b>COTTON GOODS.</b>													
Shirtings, Grey, Plain, English.....	Pieces	56	275	...	...	...	...	...	...	...	...	56	275
"    White, "    "    "    "    "    "    "	"	25	117	...	...	...	...	...	...	...	...	25	117
Drills, American.....	"	9	72	...	...	...	...	...	...	...	...	9	72
T-Cloths, 32 inches, English.....	"	14	56	...	...	...	...	...	...	...	...	14	56
Muslins.....	"	14	70	...	...	...	...	...	...	...	...	14	70
Printed Chintzes.....	"	12	60	...	...	...	...	...	...	...	...	12	60
Turkey Red Cottons.....	"	11	33	...	...	...	...	...	...	...	...	11	33
Cotton Italians.....	"	34	231	...	...	...	...	...	...	...	...	34	231
Dyed Shirtings, Plain.....	"	114	550	12	58	...	...	...	...	...	...	126	608
Velveteens.....	Yards	104	52	...	...	...	...	...	...	...	...	104	52
Handkerchiefs.....	Dozens	6	4	...	...	...	...	...	...	...	...	6	4
Towels.....	"	39	78	...	...	...	...	...	...	...	...	39	78
Cotton Cloth, Burmese.....	Pieces	3,779	1,368	13	3	...	...	...	...	...	...	3,792	1,371
"    Goods, Unclassed.....	Value	...	6	...	...	...	...	...	...	...	...	...	6
<b>WOOLLEN GOODS.</b>													
Blankets.....	Pounds	428	68	...	...	...	...	...	...	...	...	428	68
Cloth, Broad and Medium.....	Yards	27	40	...	...	...	...	...	...	...	...	27	40
Long Ells.....	Pieces	6	48	...	...	...	...	...	...	...	...	6	48
Spanish Stripes.....	Yards	100	50	...	...	...	...	...	...	...	...	100	50
<b>SUNDRIES.</b>													
Asafetida.....	Piculs	1	59	...	...	...	...	...	...	...	...	1	59
Bed Covers, Cotton.....	Pieces	247	172	...	...	...	...	...	...	...	...	247	172
Betel-nuts.....	Piculs	16	235	...	...	...	...	...	...	...	...	16	235
Birds Nests, 1st Quality.....	Catties	41	1,394	...	...	...	...	...	...	...	...	41	1,394
"    2nd "    "    "    "    "    "    "	"	45	810	5	98	...	...	...	...	...	...	50	908
Bones, Elephant.....	Piculs	15	420	...	...	...	...	...	...	...	...	15	420
"    Tiger.....	"	2	123	18	1,429	0.40	33	0.10	8	...	...	20.50	1,593
Camphor.....	"	...	...	4	148	...	...	...	...	...	...	4	148
Cardamoms, Inferior.....	"	4	105	1	36	...	...	...	...	...	...	5	141
Cinnamon.....	"	...	...	2	446	...	...	...	...	...	...	223	3
Clocks.....	Pieces	27	143	...	...	...	...	...	...	...	...	27	143
Cotton, Raw.....	Piculs	9,997	165,269	...	...	...	...	...	...	...	...	9,997	165,269
Elephants Teeth, Whole.....	"	20	9,503	...	117	...	...	...	...	...	...	20	9,620
Enamelledware.....	Value	...	170	...	3	...	...	...	...	...	...	...	173
Gongs, Burmese.....	Pairs	34	141	...	...	...	...	...	...	...	...	34	141
Horns, Deer.....	Piculs	15	280	...	...	...	...	...	...	...	...	15	280
"    "    Old.....	"	8	786	3	339	...	...	...	...	...	...	11	1,125
"    "    Young.....	Pairs	159	2,564	512	10,976	6	60	16	211	...	...	702*	13,989*
"    Rhinoceros.....	Piculs	...	405	...	310	...	...	...	...	...	...	...	715
Knives, Burmese.....	Pieces	525	814	...	...	...	...	...	...	...	...	525	814
Lamps, Foreign.....	"	32	49	...	...	...	...	...	...	...	...	32	49
Medicines.....	Value	...	658	...	171	...	...	...	19	...	...	...	848
Pepper, Black.....	Piculs	1	47	...	...	...	...	...	...	...	...	1	47
Rattanware.....	"	13	120	2	17	...	...	...	...	...	...	15	137
Sinews, Deer.....	"	1	20	1	14	...	...	...	9	...	...	...	43
Skins (Furs), Tiger and Leopard.....	Pieces	6	15	107	382	2	10	18	57	...	...	133	464
"    Pangolin.....	Piculs	1	10	9	126	...	...	...	...	...	...	10	136
Tobacco, Leaf.....	"	1	13	...	...	...	...	...	...	...	...	1	13
Umbrellas, Foreign.....	Pieces	206	174	...	...	...	...	...	...	...	...	206	174
Sundries, Unenumerated.....	Value	...	1,656	...	19	...	...	...	1	...	...	...	1,676
<b>TOTAL.....</b>	<b>Hk. Ts.</b>	189,333		14,692		103		305		223		204,834	

\* Including 9 pairs, value Hk. Ts. 178, forwarded to Kiangsi.

b.—Table showing the Provinces from which Native Goods were brought under Transit Passes during the Year 1904.

*Nil.*

c.—Table showing the Number of Passes issued for, and the Amount of Duties collected on, Foreign Goods forwarded to the Interior under Transit Passes, as divided between the various Nationalities, during the Year 1904.

QUARTER.	CHINESE.	
	No. of Passes.	Transit Dues.
		<i>Hk. Tam. c. c.</i>
1st quarter.....	636	947.5.5.5
2nd ".....	749	1,097.3.9.7
3rd ".....	152	137.8.7.3
4th ".....	168	154.8.6.5
TOTAL.....	1,705	2,337.6.9.0

d.—Table showing the Number of Passes surrendered for, and the Amount of Duties collected on, Native Goods brought from the Interior under Transit Passes, as divided between the various Nationalities, during the Year 1904.

*Nil.*

TABLE No. VII.—DUTIES.

a.—Duties paid under each Flag, for the Year ended 31st December 1904.

FLAG.	IMPORT.	EXPORT.	COAST TRADE.	TONNAGE.	TRANSIT.	OPIUM LIKIN.	TOTAL.
	<i>Hk. Ts. m. c. c.</i>	<i>Hk. Ts. m. c. c.</i>	<i>Hk. Ts. m. c. c.</i>	<i>Hk. Ts. m. c. c.</i>	<i>Hk. Ts. m. c. c.</i>	<i>Hk. Ts. m. c. c.</i>	<i>Hk. Ts. m. c. c.</i>
Chinese .....	3,827.0.8.7	1,071.0.6.0	...	...	2,337.6.9.0	...	7,235.8.3.7
On Opium .....	...	335.7.7.5	...	...	...	...	335.7.7.5
TOTAL .....	3,827.0.8.7	1,406.8.3.5	...	...	2,337.6.9.0	...	7,571.6.1.2 *

\* No Drawbacks marked for cash payment during the year, to be deducted from this total.....*Hk. Ts. Nl.*

b.—Comparative Table of Duties collected, for the Years 1897 to 1904.

YEARS.	IMPORT (exclusive of Opium).	EXPORT (exclusive of Opium).	COAST TRADE (exclusive of Opium).	OPIUM (Import, Export, and Coast Trade).	TONNAGE.	TRANSIT.	OPIUM LIKIN.	TOTAL.
	<i>Hk. Ts. m. c. c.</i>	<i>Hk. Ts. m. c. c.</i>	<i>Hk. Ts. m. c. c.</i>	<i>Hk. Ts. m. c. c.</i>	<i>Hk. Ts. m. c. c.</i>	<i>Hk. Ts. m. c. c.</i>	<i>Hk. Ts. m. c. c.</i>	<i>Hk. Ts. m. c. c.</i>
1897.....	3,615.1.6.5	939.6.3.6	...	126.0.5.1	...	2,189.2.8.6	...	6,870.1.3.8
1898.....	4,640.8.7.1	1,392.3.9.8	..	49.8.8.8	...	2,704.6.7.8	...	8,787.8.3.5
1899.....	3,925.8.8.9	1,535.0.2.0	...	72.8.0.0	...	2,445.0.5.3	...	7,978.7.6.2
1900.....	3,318.2.0.2	1,029.9.9.5	...	343.4.0.0	...	2,075.4.9.6	...	6,767.0.9.3
1901.....	4,432.0.5.1	1,519.5.0.9	...	292.2.8.0	...	2,764.9.6.7	...	9,008.7.7.7
1902.....	3,334.1.4.5	1,402.0.0.6	...	90.9.0.0	...	1,997.7.4.0	...	6,824.7.9.1
1903.....	3,317.5.4.1	1,358.9.2.4	...	30.0.0.0	...	2,023.7.2.4	...	6,730.1.8.9
1904.....	3,827.0.8.7	1,071.0.6.0	...	335.7.7.5	...	2,337.6.9.0	...	7,571.6.1.2

## B.—SPECIAL TABLES.

TABLE No. I.—IMPORT TRADE.

Comparative Table of the principal Articles of Import, for the Years 1897 to 1904.

DESCRIPTION OF GOODS.	Classifier of Quantity.	1897.	1898.	1899.	1900.	1901.	1902.	1903.	1904.
COTTON GOODS.									
Shirtings, Grey, Plain.....	<i>Pieces</i>	371	379	1,394	102	74	557	16	630
"    White, ".....	"	133	8	64	89	33	168	46	27
T-Cloths, 32 inches.....	"	61	127	306	107	19	24	40	13
Turkey Red Cottons.....	"	182	16	6	709	...	...	5	6
Dyed Shirtings, Plain.....	"	212	72	22	45	8	22	46	114
Cotton Cloth, Burmese.....	"	5,566	5,515	7,269	3,774	5,233	3,553	3,336	6,206
WOOLLEN GOODS.									
Blankets.....	<i>Pairs</i>	87	83	135	137	77	102	50	...
	<i>Pounds</i>	...	...	...	...	...	...	...	504
Spanish Stripes.....	<i>Pieces</i>	15	4	11	31	47	10	13	...
	<i>Yards</i>	...	...	...	...	...	...	...	40
SUNDRIES.									
Birds Nests, 2nd Quality.....	<i>Catties</i>	49	78	5	246	244	170	13	50
Bones, Tiger.....	<i>Piculs</i>	13	17	20	21	24	22	22	26
Cardamoms, Inferior.....	"	5	11	28	81	64	10	54	7
Cotton, Raw.....	"	11,489	16,200	12,424	8,718	12,985	8,734	9,490	10,700
Elephants Teeth, Whole.....	"	10	11	15	19	6	11	8	21
Horns, Deer.....	"	48	30	17	29	18	33	30	52
"    "    Old.....	"	12	9	11	11	13	10	12	12
"    "    Young.....	<i>Pairs</i>	564	468	594	755	976	637	742	812
Indigo, Liquid.....	<i>Piculs</i>	35	36	19	14	78	4	6	2
Rattanware.....	"	9	2	6	30	11	4	9	13
Skins (Furs), Tiger and Leopard...	<i>Pieces</i>	50	72	70	75	81	93	77	186
"    Pangolin.....	<i>Piculs</i>	10	12	12	20	11	8	9	11
Umbrellas, Foreign.....	<i>Pieces</i>	200	532	824	1,889	142	719	733	427

TABLE No. 2.—EXPORT TRADE.

Comparative Table of the principal Articles of Export, for the Years 1897 to 1904.

DESCRIPTION OF GOODS.	Classifier of Quantity.	1897.	1898.	1899.	1900.	1901.	1902.	1903.	1904.
Brassware.....	<i>Piculs</i>	26	23	18	7	6	5	3	7
Caps, Felt.....	<i>Pieces</i>	1,219	3,488	345	398	30	712	...	...
" Silk.....	"	541	425	246	498	927	662	330	504
Carpets, Felt.....	"	2,107	3,258	4,096	2,197	2,411	3,408	4,116	3,625
China ware, Coarse.....	<i>Piculs</i>	28	44	96	58	78	26	18	26
Cloth, Native (Nankens).....	"	16	15	32	32	41	47	39	43
Copperware.....	"	7	5	11	13	14	10	4	7
Hat Covers, Waterproof.....	<i>Pieces</i>	1,620	32,176	26,105	12,045	1,950	5,720	5,217	9,980
Hats, Straw.....	"	9,106	11,739	11,785	12,385	1,605	570	1,141	342
Iron, Manufactured.....	<i>Piculs</i>	854	694	749	421	812	605	571	1,080
" Pans.....	"	474	751	868	301	407	292	263	624
Ironware.....	"	345	330	347	162	137	129	125	150
Opium, Native, Yunnan.....	"	6	3	4	17	15	5	2	17
Pottery, Earthenware.....	"	59	64	84	63	117	58	68	152
Shoes and Boots, Chinese.....	<i>Pairs</i>	695	652	960	729	778	1,076	328	1,059
Silk, Raw, Yellow.....	<i>Piculs</i>	18	8	21	25	12	8	5	3
" Piece Goods.....	"	9	9	4	3	2	9	7	7
Skin (Fur) Clothing.....	<i>Pieces</i>	269	148	286	69	66	44	47	59
Steel.....	<i>Piculs</i>	221	113	145	92	205	96	77	173
Sugar, Brown.....	"	148	184	71	63	74	129	148	165
Tea, Black, P'u-erh.....	"	6	38	19	46	452	433	290	0.24
Tobacco, Prepared.....	"	11	5	10	40	33	37	70	37
Turnips, Dried and Salted.....	"	109	8	146	89	264	168	51	78
Vermicelli.....	"	123	58	79	57	58	121	171	94
Walnuts.....	"	171	230	188	132	195	227	236	239
Wax, Yellow.....	"	26	39	40	25	83	106	107	113

TABLE No. 3.—VALUE OF TRADE.

Comparative Table of the Value of the Trade, for the Years 1897 to 1904.

YEARS.	IMPORTS FROM FOREIGN COUNTRIES.	EXPORTS TO FOREIGN COUNTRIES.	TOTAL IMPORTS AND EXPORTS.	Re-EXPORTS.	TREASURE.		TRANSIT TRADE.	
					Imported.	Exported.	Inwards.	Outwards.
	<i>Hk. Ts</i>	<i>Hk. Ts</i>	<i>Hk. Ts</i>	<i>Hk. Ts</i>	<i>Hk. Ts</i>	<i>Hk. Ts</i>	<i>Hk. Ts</i>	<i>Hk. Ts</i>
1897.....	154,596	31,378	185,974	...	4,200	...	139,305	...
1898.....	226,165	35,554	261,719	...	2,133	...	185,422	...
1899.....	171,432	42,462	213,894	...	6,758	...	151,485	...
1900.....	150,195	35,316	185,511	...	2,800	...	144,443	...
1901.....	209,381	35,268	244,649	...	860	...	181,367	...
1902.....	147,148	30,484	183,632	...	3,600	...	135,115	...
1903.....	168,942	35,825	204,767	...	11,501	1,000	163,593	...
1904.....	221,753	45,230	266,983	...	22,632	...	204,834	...

TABLE No. 4.—TREASURE.

Treasure Imported and Exported during the Year 1904.

COUNTRIES FROM WHICH IMPORTED AND TO WHICH EXPORTED.	IMPORTS.					EXPORTS.				
	SILVER.			COPPER.	TOTAL IMPORTS.	SILVER.			COPPER.	TOTAL EXPORTS.
	In Bars and Sycee.	In Coin.	TOTAL.	In Coin.		In Bars and Sycee.	In Coin.	TOTAL.	In Coin.	
<i>Hk. Ts.</i>	<i>Hk. Ts.</i>	<i>Hk. Ts.</i>	<i>Hk. Ts.</i>	<i>Hk. Ts.</i>	<i>Hk. Ts.</i>	<i>Hk. Ts.</i>	<i>Hk. Ts.</i>	<i>Hk. Ts.</i>	<i>Hk. Ts.</i>	
1. FOREIGN COUNTRIES.										
India (including Burma, etc.).....	...	15,260	15,260	...	15,260	...	...	...	...	...
Siam.....	...	7,372	7,372	...	7,372	...	1	...	...	...
TOTAL: 1. FOREIGN COUNTRIES	...	22,632	22,632	....	22,632	...	...	...	...	...
2. CHINA.....	...	...	...	...	...	...	...	...	...	...
TOTAL: 2. CHINA.....	...	...	...	...	...	...	...	...	...	...
GRAND TOTAL: FOREIGN COUN- TRIES AND CHINA.....	...	22,632	22,632	...	22,632	...	...	...	...	...

## TENGYUEH TRADE REPORT,

### FOR THE YEAR 1904.

---

1°. LOCAL.—Although the bright prospects with which the year opened were not destined to be realised, the statistics for the past 12 months show a distinct and, under the circumstances, satisfactory improvement, both as regards the volume and the value of the trade. The total value of the trade amounted to *Hk.Ts* 2,085,504, an advance of more than 20 per cent. on that of the preceding year, while the Revenue collection shows a corresponding increase. Viewed from a commercial standpoint, however, the results were disappointing. During the previous year political and climatic conditions on the Mengtsh trade route were such as to prevent Yünnan-fu from getting its usual supplies by that road, and for some months Tengyueh merchants were enabled to realise good profits in the capital; large orders were placed in Burma, and 1904 opened with something like a boom in the import of Cotton Yarn. By this time, however, things had settled down on the Mengtsh side, and merchants found themselves left with large stocks on their hands in the interior. In the meantime a simultaneous drop in the price of the rupee and of Cotton Yarn at Tengyueh enabled cheaper supplies to be sent inland, and a considerable quantity of Yarn had eventually to be sold at a loss. Another difficulty that had to be contended with was the constant fluctuation of the rupee, the value of which varied between *Tengyueh Ts* 0.54 at the beginning and *Tengyueh Ts* 0.46 at the end of the year. The British Mission in Tibet introduced a large number of rupees into the country, and it may be due to this fact that such an unusual quantity appeared in Yunnan. The export of Silk to Burma was also attended with unfavourable results, owing to a serious fall in price, due, it is said, to large importations from other countries. Almost the only asset of any value in Yunnan is its Opium, and the purchasing power of the province is intimately connected with the prosperity of the trade in this article. The chief market for the drug is in the Two Kwang, and hitherto caravans have largely made use of the route through Kwangsi; during the past year, however, owing to the dangerous condition of the province, that route had to be abandoned. It was reported here that 2,000 mule-loads of Opium were seized by the rebels at one time. Another route passes through the south-west corner of Hunan; but there a *Kao-chuang* of *Ts* 9 per 100 taels weight of Opium is now levied, in place of the former fee of *Ts* 1.50 which was collected on transit Opium. Finally, the tax in Kwangtung has been raised to a total of over *Ts* 100 per picul; and the combined effect of these difficulties has been to bring the Opium trade to a standstill. This state of affairs was not slow in making its influence felt in the Tengyueh market, and during the last few months of the year trade was far from brisk. As the grower becomes affected, there is likely to be a serious decline in the demand for Foreign goods, and it becomes increasingly evident that the only satisfactory solution of the question lies in the transport of Opium through Burma.—The construction of the new road *via* Kulika was commenced early in the year, under the direction of the Burma Public Works Department, and the most important section of the work—16 miles through the Kachin hills, from the Burma frontier to Manhsien—was practically completed before the rains. Nearly half the journey from Bkamo to Tengyueh can now be made along a good road, with easy gradients, and during the last few months of the year a large number of caravans made use of it. Besides the



attraction offered by a level road, one of the chief advantages of the new route for caravans lies in the fact that no rivers have to be forded. The road is, however, not paved, and it remains to be seen how it will bear traffic in the rains; if the result is satisfactory, the Manwyne route will probably be completely abandoned.—In October the Burma Government gave effect to the scheme, proposed in 1903, which provides for the refund of seven-eighths of the Import Duty on merchandise re-exported *via* Bhamo to Tengyueh for consumption in China. Up to the end of the year 12 certificates were issued, covering goods to the value of Rs. 17,756, on which Duty amounting to about Rs. 500 was remitted. The Import Duty on the same goods at Tengyueh was not more than Rs. 400. At the same time it should be remembered that the question of Duty is only a minor consideration, compared with the cost of carriage in these parts. Freight rates are high in Burma, and the expenses of transit by mule—nearly Rs. 1 a day—soon mount up to a much larger figure than the amount of Duty either in Burma or China. To take an example: a load of Cotton Italians is granted a drawback of some Rs. 9 in Burma and pays about Rs. 6 Import Duty on entering China, while the freight from Rangoon to Hsiakuan, would amount to more than Rs. 25. Roughly speaking, the effect of the scheme is to land goods in Tengyueh for the price it cost to land them in Bhamo before, or, in other words, to extend the market supplied by Tengyueh some 150 miles in every direction. That the merchants were somewhat slow to take advantage of the drawback system is probably to be explained by the rather elaborate nature of the provisional regulations, but there is little doubt that they will make extensive use of their new privileges in the near future.

2°. REVENUE.—The Revenue collected for the year, *Hk.Ts.* 53,911, shows an increase of *Hk.Ts.* 8,995, or 20 per cent. over that of 1903, Import Duties again accounting for more than half of the total. In spite of the deadlock in the Opium trade, which might reasonably be expected to have a stimulating effect on Exports, Duties under this head amounted to *Hk.Ts.* 6,140 only—less than one-fifth of the Import Duty. The Duties collected by the branch offices were as follows:—

	<i>Hk.Ts.</i>
Manwyne . . . . .	1,451
Lungchangkai . . . . .	491
Lungling . . . . .	4,853
TOTAL . . . . .	<u><i>Hk.Ts.</i> 6,795</u>

The corresponding figures for 1903 were *Hk.Ts.* 5,285.

3°. FOREIGN TRADE.—(a.) Imports.—The value of Foreign Imports during the year was *Hk.Ts.* 1,747,820, against *Hk.Ts.* 1,472,281 in 1903. Cotton Goods, with a value of *Hk.Ts.* 1,195,655; were, as usual, responsible for the greater part of this total. With a return to normal conditions on the Mengtsz trade route, the large importation of Cotton Yarn for Yün-nan-fu ceased, and the whole year shows an actual decrease in the staple article of the Tengyueh Import trade. Other markets, however, absorbed a greater quantity of Piece Goods than before, and it is satisfactory to note that Cotton manufactures, as a whole, show an advance of *Hk.Ts.* 113,693. White Shirtings rose from 908 pieces in 1903 to 3,771 pieces in 1904; and Indian Drills, from 1,496 to 5,859 pieces in the same period. Perhaps the most noticeable feature of the Import trade has been the rapid advance in popularity of Cotton Italians, the value of which has risen in one year from *Hk.Ts.* 41,741 to *Hk.Ts.* 140,799. Cotton Velvets and Cotton Blankets were also imported in increased quantities. Woollen Goods show a value of

*Hk.Ts* 45,336, as against *Hk.Ts* 17,714 for the preceding year, the only noteworthy item being Broad and Medium Cloth, which advanced from *Hk.Ts* 510 in 1903 to *Hk.Ts* 9,577 in 1904. Among Sundries, a relatively large quantity of Birds Nests, valued at *Hk.Ts* 41,028, was imported, chiefly for consumption in Szechwan. There was a steady demand for Japanese Umbrellas; during the last three years the numbers of these imported has been—in 1902, 611; in 1903, 12,154; and in the year under review, 20,878. The Umbrellas have stout cane handles, are very cheap (*Tengyueh Ts* 0.50 to *Tengyueh Ts* 0.60 each), and stand a good deal of rough usage. Raw Cotton shows a decline, which may be attributed to the causes already described as affecting the import of Cotton Yarn. There was also a decrease in Japan Matches; whereas Fancy Boxes, Jadestone, and Aniline Dyes show an increase. 17,505 gallons of Kerosene Oil arrived, compared with 7,682 gallons during 1903, and only the heavy cost of transport prevents a much larger importation.

(b.) *Exports*.—The value of Exports, *Hk.Ts* 337,684, was nearly *Hk.Ts* 100,000 more than the value of Native products sent out in 1903. This is, in a great part, due to an increase in the amount of Yellow Silk exported—728 piculs, as compared with 623 piculs of the year before. There is, however, reason to believe that, owing to a fall of price in Burma, merchants lost rather than gained money in the operation; the cost of carriage and heavy Duties make it almost impossible to compete with the Foreign product in Burma. Orpiment, the most important article after Silk, advanced from 3,200 piculs in 1903 to 4,230 piculs in the past year. Considering the great importance in this province of obtaining valuable cargo of small bulk for export abroad, it is satisfactory to note the appearance of 32 catties of Musk, valued at *Hk.Ts* 10,138, in the list of Exports—with ready money and expert knowledge a large trade could be done in this article. Carpets, Hemp, and Hides were exported in increased quantities, while Eggs and Walnuts show a slight decline.

(c.) *Re-exports*.—*Nil*.

4°. COAST TRADE.—*Nil*.

5°. INLAND TRANSIT.—(a.) *Inwards*.—As in the Import trade, the loss of the Yün-nan-fu market was responsible for a large shrinkage in the quantity of Raw Cotton and Cotton Yarn sent into the interior; but an increase in the value of the trade as a whole, as well as in the Transit Dues collected, denote considerable expansion in other directions. Ta-li consumes a large quantity of Cotton Italians in the manufacture of Native hats, and the value of this item for Yunnan comes to *Hk.Ts* 65,613, compared with *Hk.Ts* 24,519 in 1903. The number of Passes issued was 15,906, against 16,867 in the preceding year; and of the total value of Imports, *Hk.Ts* 1,284,753, or more than 70 per cent., went inland under Transit Pass.

(b.) *Outwards*.—*Nil*.

6°. SHIPPING.—*Nil*. (In this part of Yunnan, where water traffic is non-existent and the whole population depends on beasts of burden for the transport of even the necessaries of life, the pack-animal becomes an object of considerable importance. The supply of mules and ponies in the south-west of the province was hardly sufficient to cope with the trade, and at the same time the purchase of animals further north was becoming increasingly difficult. From 1902 on the price of mule hire has been gradually increasing, and, in consequence, repeated additions have been made to the weight of loads carried, until the situation became so serious that official notice was taken of the matter. The total number of pack-animals with loads which came under the cognizance of the Customs during the year was 75,198, against 72,888 during the preceding year. Trade was only brisk in the first six months, and two-thirds of the total number reported

during that period; in the December quarter the number of mules was less than in the corresponding period of 1903.)

7°. PASSENGER TRAFFIC.—No statistics available.

8°. TREASURE.—A new feature of the Returns is the export to Burma of Silver in Sycee, which was formerly not easy to dispose of, even at a loss: it is explained that a quantity of good silver is now required by silversmiths in Burma in connexion with the Native art revival at present in vogue. The figures in the table do not give a complete return of the movements of Treasure, and no particulars can be obtained of the quantity imported. There are a number of muleteers and workmen engaged in Burma in the dry season, and their earnings are generally brought back with them, before the rains, in the form of rupees. A large number of rupees also come down from Szechwan and the borders of Tibet.

9°. OPIUM.—*Nil.*

10°. MISCELLANEOUS.—During the past year the spirit of reform abroad did not leave Tengyueh untouched. In obedience to instructions from the Central Government, introducing a scheme of retrenchment in the military establishment of the province, a number of appointments in the district were abolished—among others, that of the Commander-in-Chief, who resides at Ta-li. Sweeping changes were also made in the *personnel* of the soldiers quartered here. Hitherto the men have been almost all recruited from among unemployed natives of other provinces, but during the summer it was decided that only local men should be employed in future; the garrison was accordingly discharged, and the ranks have been filled from the material which provided the militia of a few years ago. Another innovation has been the establishment of a local bureau for the encouragement of agriculture, styled the Ch'uan Ming Chü, and under its auspices the Tengyueh countryman—not usually prone to unnecessary exertion—has been persuaded to plant out acres of beans, wheat, and other cereals. A number of the local gentry and village elders were associated in the new enterprise as *weiyüan*, and the seed, which had been imported from Yung-ch'ang, was distributed through them. Up till now the only agricultural product of this valley has been the yearly crop of rice, and it will be interesting to note the result of the experiment.—In October a secret society was found to be holding meetings in a temple at Kaitow, a small place not far from here. A successful raid was organised by the officials, and several of the leaders were taken prisoners. Inquiry failed to elicit the exact object of the society; but the ringleader was executed, and the band has been effectually dispersed. In the winter months Tengyueh is not infrequently invaded by gangs of bad characters and thieves, who carry on their operations with great success about the time of China New Year. Last autumn an unusually bold and skilful gang arrived, and, after making a few successful *coups*, had the temerity to break into the yamén itself. After a searching inquiry, several captures were effected, and the ringleader was publicly put to death. The prompt and decisive measures adopted during the year in dealing with bad characters and in the suppression of gambling were attended with marked success; and at the end of 1904 the city was in a more satisfactory condition than it has been for many years past.—Several explorers passed through Tengyueh in the course of the last 12 months. In February three German officers arrived from Pao-ting-fu, having travelled across China *via* Ta-chien-lu and the north of Yunhan. Mr. F. H. NICHOLS, travelling for the American Geographical Society, made an unsuccessful attempt to enter Tibet from the Yunnan side; after suffering considerable hardships among the wild tribes on the border, he proceeded *via* Bhamo to India, to try another route. A botanical expert came out from England in the summer, and has been travelling in the interior ever since, collecting seeds and plants. In the autumn a French merchant spent several weeks at Ateutse, the Yunnan

market for Tibetan trade, buying musk, of which he eventually took a considerable quantity back to Europe as an experiment; he is one of the first Europeans to stay any length of time in that place, which has always had the reputation of being particularly anti-Foreign. Ateutse is said to be nearer the best musk districts than any other commercial centre; but dealers are naturally attracted to the biggest market, and so the bulk of the trade passes to Ta-chien-lu and Szechwan.—General confidence in the Imperial Postal Service has increased, and it is now patronised by all sections of the public. New offices were opened in the interior at Li-chiang, Ho-ching, and Yung-pei, and the line will shortly be further extended.—The year was unusually wet, and there were heavy rains as late as November. The rainfall for the year was over 76 inches, compared with 65.67 inches in 1902 and 69.37 inches in 1903.

C. NAPIER,

*Assistant-in-Charge.*

TENGYUEH, 20th February 1905.

## TENGYUEH TRADE RETURNS, FOR THE YEAR 1904.

### A.—GENERAL TABLES.

TABLE No. I.—REPORTS TO THE CUSTOMS.  
Pack-animals with Loads, 1904.

	MARCH QUARTER.	JUNE QUARTER.	SEPTEMBER QUARTER.	DECEMBER QUARTER.	TOTAL.
Import.....	14,637	11,682	3,389	8,014	37,722
Export.....	5,527	971	762	4,299	11,559
Transit.....	8,768	7,096	3,663	6,390	25,917
TOTAL.....	28,932	19,749	7,814	18,703	75,198
TOTAL, 1903.....	25,991	18,270	7,378	21,248	72,888

TABLE No. II.—GROSS AND NET VALUES OF THE TRADE OF TENGYUEH,  
1902\* TO 1904.

	1902.*		1903.		1904.	
	NET VALUES.	GROSS VALUES.	NET VALUES.	GROSS VALUES.	NET VALUES.	GROSS VALUES.
<b>FOREIGN GOODS.</b>						
Imported from Foreign Countries and Hongkong.....	Hk. \$s	Hk. \$s	Hk. \$s	Hk. \$s	Hk. \$s	Hk. \$s
Imported from Chinese Ports.....	513,303	...	1,472,281	...	1,747,820	...
<b>Total Foreign Imports.....</b>		<b>513,303</b>		<b>1,472,281</b>		<b>1,747,820</b>
Re-exported to Foreign Countries and Hongkong.....	...	...	...	...	...	...
Re-exported to Chinese Ports.....	...	...	...	...	...	...
<b>Total Foreign Re-exports.....</b>		...		...		...
<b>Net Total Foreign Imports.....</b>	<b>513,303</b>		<b>1,472,281</b>		<b>1,747,820</b>	
<b>NATIVE PRODUCE.</b>						
Imported.....	...	...	...	...	...	...
Re-exported to Foreign Countries.....	...	...	...	...	...	...
Re-exported to Chinese Ports.....	...	...	...	...	...	...
<b>Total Native Re-exports.....</b>		...		...		...
<b>Net Total Native Imports.....</b>		...		...		...
Native Produce of local origin Exported to * Foreign Countries.....	148,392	...	243,372	...	337,684	...
Native Produce of local origin Exported to Chinese Ports.....	...	...	...	...	...	...
<b>Total Exports of local origin.....</b>		<b>148,392</b>		<b>243,372</b>		<b>337,684</b>
<b>Gross Value of the Trade of the Port.....</b>		<b>661,695</b>		<b>1,715,653</b>		<b>2,085,504</b>
<b>Net Value of the Trade of the Port, i.e., Foreign and Native Imports less Re-exports, and Native Exports of local origin.....</b>	<b>661,695</b>		<b>1,715,653</b>		<b>2,085,504</b>	

\* Eight months ended 31st December.

TABLE No. III.—TRADE IN FOREIGN GOODS.—Imports and Re-exports.

DESCRIPTION OF GOODS.	Classifier of Quantity.	IMPORTS FROM FOREIGN COUNTRIES AND HONGKONG.		IMPORTS FROM CHINESE PORTS.		RE-EXPORTS TO FOREIGN COUNTRIES AND HONGKONG.		RE-EXPORTS TO CHINESE PORTS.		NET TOTAL IMPORTS.	
		Quantity.	Value.	Quantity.	Value.	Quantity.	Value.	Quantity.	Value.	Quantity.	Value.
<b>COTTON GOODS.</b>											
Shirtings, Grey, Plain, English.....	Pieces	22,113	88,452	...	...	...	...	...	...	22,113	88,452
Sheetings, Grey, Indian.....	"	1,518	4,099	...	...	...	...	...	...	1,518	4,099
Shirtings, White, Plain.....	"	3,771	13,576	...	...	...	...	...	...	3,771	13,576
" " Figured, Brocaded, Striped, and Spotted.....	"	821	2,709	...	...	...	...	...	...	821	2,709
Drills, American.....	"	359	1,580	...	...	...	...	...	...	359	1,580
" English.....	"	395	1,580	...	...	...	...	...	...	395	1,580
" Indian.....	"	5,859	21,385	...	...	...	...	...	...	5,859	21,385
T-Cloths, 32 inches.....	"	2,311	4,564	...	...	...	...	...	...	2,311	4,564
" 36 inches.....	"	5,390	15,360	...	...	...	...	...	...	5,390	15,360
Muslins.....	"	2,439	2,687	...	...	...	...	...	...	2,439	2,687
Chintzes.....	"	542	1,518	...	...	...	...	...	...	542	1,518
Cotton Italians, Plain.....	"	15,913	140,799	...	...	...	...	...	...	15,913	140,799
Printed Drills.....	"	346	1,522	...	...	...	...	...	...	346	1,522
Cotton Lastings, Figured.....	"	173	727	...	...	...	...	...	...	173	727
Dyed Shirtings, Plain.....	"	160	472	...	...	...	...	...	...	160	472
" " Figured, Brocaded, and Spotted.....	"	1,442	5,047	...	...	...	...	...	...	1,442	5,047
Turkey Red Shirtings.....	"	1,409	3,170	...	...	...	...	...	...	1,409	3,170
Cotton Flannel.....	"	967	8,199	...	...	...	...	...	...	967	8,199
Velvets.....	Yards	46,375	13,913	...	...	...	...	...	...	46,375	13,913
Velveteens.....	"	6,961	1,740	...	...	...	...	...	...	6,961	1,740
Cotton Blankets.....	Pieces	8,683	4,273	...	...	...	...	...	...	8,683	4,273
" Goods, Unclassed.....	Value	...	1,705	...	...	...	...	...	...	...	1,705
" Yarn, Indian.....	Piculs	27,748	849,089	...	...	...	...	...	...	27,748	849,089
" Thread, in Balls.....	"	145	6,955	...	...	...	...	...	...	145	6,955
<b>WOOLLEN AND COTTON MIXTURES.</b>											
Union and Poncho Cloth.....	Yards	28,196	18,327	...	...	...	...	...	...	28,196	18,327
<b>WOOLLEN GOODS.</b>											
Blankets and Rugs.....	Pounds	11,154	7,837	...	...	...	...	...	...	11,154	7,837
Cloth, Broad and Medium.....	Yards	10,410	9,577	...	...	...	...	...	...	10,410	9,577
Long Ells.....	Pieces	739	5,690	...	...	...	...	...	...	739	5,690
Spanish Stripes.....	Yards	26,684	19,060	...	...	...	...	...	...	26,684	19,060
Woollen and Worsted Yarn and Cord.....	Piculs	29	2,787	...	...	...	...	...	...	29	2,787
<b>MISCELLANEOUS PIECE GOODS.</b>											
Silk Piece Goods.....	Catties	251	824	...	...	...	...	...	...	251	824
<b>METALS.</b>											
Copper, Sheets and Plates.....	Piculs	30	1,170	...	...	...	...	...	...	30	1,170
Iron and Mild Steel, New: Nails, Wire.....	"	283	2,769	...	...	...	...	...	...	283	2,769
Steel.....	"	101	1,413	...	...	...	...	...	...	101	1,413
Tin, Slabs.....	"	35	1,973	...	...	...	...	...	...	35	1,973
<b>SUNDRIES.</b>											
Basins, Tin.....	Gross	130	1,647	...	...	...	...	...	...	130	1,647
Betel-nuts.....	Piculs	359	3,123	...	...	...	...	...	...	359	3,123
Bicho de Mar, Black.....	"	29	1,298	...	...	...	...	...	...	29	1,298
Birds Nests, 2nd Quality.....	Catties	3,420	41,028	...	...	...	...	...	...	3,420	41,028
Boxes.....	Piculs	76	1,097	...	...	...	...	...	...	76	1,097
Boxes, Fancy.....	Gross	6,293	13,306	...	...	...	...	...	...	6,293	13,306
Buttons, Fancy.....	"	2,970	664	...	...	...	...	...	...	2,970	664
Cardamoms, Inferior.....	Piculs	43	1,497	...	...	...	...	...	...	43	1,497

TABLE No. III.—TRADE IN FOREIGN GOODS.—Imports and Re-exports—Continued.

DESCRIPTION OF GOODS.	Classifier of Quantity.	IMPORTS FROM FOREIGN COUNTRIES AND HONGKONG.		IMPORTS FROM CHINESE PORTS.		RE-EXPORTS TO FOREIGN COUNTRIES AND HONGKONG.		RE-EXPORTS TO CHINESE PORTS.		NET TOTAL IMPORTS.	
		Quantity.	Value.	Quantity.	Value.	Quantity.	Value.	Quantity.	Value.	Quantity.	Value.
China ware, Coarse.....	Piculs	447	Hk. \$s 10,058	...	Hk. \$s	...	Hk. \$s	...	Hk. \$s	447	10,058
Cloth, Native, Burmese.....	"	45	1,364	...		...		...		45	1,364
" " (Nankeens).....	"	505	46,965	...		...		...		505	46,965
Cotton, Raw.....	"	8,695	184,334	...		...		...		8,695	184,334
Cutlery.....	Value	...	4,349	...		...		...		...	4,349
Cuttle-fish.....	Piculs	60	2,880	...		...		...		60	2,880
Dyes, Aniline.....	Value	...	6,306	...		...		...		...	6,306
Elephants Teeth, Whole or Parts.....	Piculs	3	1,047	...		...		...		3	1,047
Fish, Salt.....	Value	1,942	19,420	...		...		...		1,942	19,420
Glassware.....	Value	...	2,717	...		...		...		...	2,717
Horns, Deer, Old.....	Piculs	9	1,183	...		...		...		9	1,183
" " Young.....	Pairs	178	3,382	...		...		...		178	3,382
Jadestone.....	Piculs	576	20,003	...		...		...		576	20,003
Lamps and Lampware.....	Value	...	3,442	...		...		...		...	3,442
Lichees, Dried.....	Piculs	259	5,444	...		...		...		259	5,444
Matches, Wood, Japan.....	Gross	30,901	15,026	...		...		...		30,901	15,026
Medicines.....	Value	...	1,888	...		...		...		...	1,888
Milk, Condensed, in Tins.....	Dozens	852	1,811	...		...		...		852	1,811
Needles.....	Mille	17,330	3,025	...		...		...		17,330	3,025
Oil, Kerosene, American.....	Galls.	17,505	7,966	...		...		...		17,505	7,966
Paper, 1st Quality.....	Piculs	210	7,350	...		...		...		210	7,350
" 2nd ".....	"	52	1,413	...		...		...		52	1,413
Pepper, Black.....	"	336	8,625	...		...		...		336	8,625
Pipes, Brass and White Metal.....	Pieces	2,640	2,172	...		...		...		2,640	2,172
Prawns and Shrimps, Dried.....	Piculs	109	2,283	...		...		...		109	2,283
Raisins and Currants.....	"	115	1,640	...		...		...		115	1,640
Sandalwood.....	"	100	2,100	...		...		...		100	2,100
Soap, Bar.....	Value	...	2,102	...		...		...		...	2,102
" Toilet and Fancy.....	"	...	874	...		...		...		...	874
Stores, Household.....	"	...	1,803	...		...		...		...	1,803
Sugar Candy.....	Piculs	115	1,149	...		...		...		115	1,149
Toilet Requisites.....	Value	...	1,732	...		...		...		...	1,732
Umbrellas, Cotton.....	Pieces	20,878	10,021	...		...		...		20,878	10,021
Vermilion.....	Piculs	28	2,950	...		...		...		28	2,950
Sundries, Unenumerated.....	Value	...	28,788	...		...		...		...	28,788
<b>TOTAL.....</b>	<b>Hk. \$s</b>		<b>1,747,820</b>								<b>1,747,820</b>

## SUMMARY.

IMPORTS from Burma.....	Hk. \$s	1,747,820
Total from Foreign Countries.....	Hk. \$s	1,747,820
<b>TOTAL FOREIGN IMPORTS.....</b>	<b>Hk. \$s</b>	<b>1,747,820</b>

TABLE No. IV.—TRADE IN NATIVE PRODUCE.—Imports and Re-exports.

Nil.

TABLE No. V.—TRADE IN NATIVE PRODUCE.—Exports and Re-exports.

DESCRIPTION OF GOODS	Classifier of Quantity.	EXPORTS TO FOREIGN COUNTRIES.		EXPORTS TO HONGKONG.		EXPORTS TO CHINESE PORTS.		TOTAL RE-EXPORTS TO FOREIGN COUNTRIES, HONGKONG, AND CHINESE PORTS.		TOTAL EXPORTS (including Re-exports).	
		Quantity.	Value.	Quantity.	Value.	Quantity.	Value.	Quantity.	Value.	Quantity.	Value.
Bells, Brass	<i>Piculs</i>	83	1,827	...	...	...	...	...	...	83	1,827
Carpets	<i>Pieces</i>	15,789	8,195	...	...	...	...	...	...	15,789	8,195
Chestnuts	<i>Piculs</i>	1,035	2,847	...	...	...	...	...	...	1,035	2,847
Cloth, Native (Nankeens)	"	30	812	...	...	...	...	...	...	30	812
Clothing, Cotton	"	22	1,271	...	...	...	...	...	...	22	1,271
Coir Wrapping, for Packing	<i>Value</i>	...	2,678	...	...	...	...	...	...	...	2,678
Eggs, Fresh	<i>Pieces</i>	126,535	1,075	...	...	...	...	...	...	126,535	1,075
Fruits, Fresh, Unclassed	<i>Piculs</i>	464	885	...	...	...	...	...	...	464	885
Hans	"	53	874	...	...	...	...	...	...	53	874
Hemp Twine	"	347	9,911	...	...	...	...	...	...	347	9,911
Hides, Cow and Buffalo	"	984	8,248	...	...	...	...	...	...	984	8,248
Honey	"	235	1,242	...	...	...	...	...	...	235	1,242
Horns, Cow and Buffalo	"	156	1,064	...	...	...	...	...	...	156	1,064
Iron Pans	"	706	2,475	...	...	...	...	...	...	706	2,475
Indigo, Liquid	"	81	533	...	...	...	...	...	...	81	533
Medicines	"	111	4,131	...	...	...	...	...	...	111	4,131
Musk	<i>Taels</i>	512	10,138	...	...	...	...	...	...	512	10,138
Orpiment	<i>Piculs</i>	4,230	27,918	...	...	...	...	...	...	4,230	27,918
Paper, 2nd Quality	"	112	1,320	...	...	...	...	...	...	112	1,320
Persimmons, Dried	"	166	681	...	...	...	...	...	...	166	681
Rain Hat Covers, Oiled Cloth	<i>Pieces</i>	27,330	2,578	...	...	...	...	...	...	27,330	2,578
Hats, Split Bamboo	"	28,657	4,174	...	...	...	...	...	...	28,657	4,174
Silk, Yellow, Szechwan	<i>Piculs</i>	728	224,224	...	...	...	...	...	...	728	224,224
Sticklac	"	38	1,241	...	...	...	...	...	...	38	1,241
Tea, Black	"	7	161	...	...	...	...	...	...	7	161
Tobacco, Prepared	"	42	612	...	...	...	...	...	...	42	612
Umbrellas, Paper	<i>Pieces</i>	7,427	817	...	...	...	...	...	...	7,427	817
Vermicelli	<i>Piculs</i>	143	534	...	...	...	...	...	...	143	534
Walnuts	"	1,286	4,936	...	...	...	...	...	...	1,286	4,936
Sundries, Unenumerated	<i>Value</i>	...	10,282	...	...	...	...	...	...	...	10,282
TOTAL	<i>Hk. Tls</i>		337,684								337,684

SUMMARY.

To—	EXPORTS.		RE-EXPORTS.		TOTAL EXPORTS AND RE-EXPORTS.	
	<i>Hk. Tls.</i>	<i>Hk. Tls.</i>	<i>Hk. Tls.</i>	<i>Hk. Tls.</i>	<i>Hk. Tls.</i>	<i>Hk. Tls.</i>
Burma	337,684		...		337,684	
Total to Foreign Countries		337,684				337,684
GRAND TOTAL		337,684				337,684



TABLE No. VI.—TRANSIT TRADE.

a.—Table showing the Destinations of the various Goods forwarded under Transit Passes to the Interior during the Year 1904.

DESCRIPTION OF GOODS.	Classifier of Quantity.	YUNNAN.		SZECHWAN.		KWEICHOW.		TOTAL.	
		Quantity.	Value.	Quantity.	Value.	Quantity.	Value.	Quantity.	Value.
<b>COTTON GOODS.</b>									
			<i>Hk. Tks</i>		<i>Hk. Tks</i>		<i>Hk. Tks</i>		<i>Hk. Tks</i>
Shirtings, Grey, Plain, English.....	<i>Pieces</i>	15,196	60,784	3,505	14,020	372	1,488	19,073	76,292
Sheetings, Grey, Indian.....	"	982	2,651	95	257	64	173	1,141	3,081
Shirtings, White, Plain.....	"	2,277	8,197	200	742	182	655	2,665	9,594
" " Figured, Brocaded, Striped, and Spotted.....	"	262	865	...	...	...	...	262	865
Drills, American.....	"	46	202	...	...	...	...	46	202
" English.....	"	80	320	...	...	...	...	80	320
" Indian.....	"	3,961	14,458	372	1,358	245	894	4,578	16,710
T-Cloths, 32 inches.....	"	1,410	2,917	200	416	55	110	1,665	3,443
" 36 inches.....	"	2,968	8,607	410	1,189	130	377	3,508	10,173
Muslins.....	"	470	502	40	29	435	367	945	898
Chintzes.....	"	297	831	6	17	...	...	303	848
Cotton Italians, Plain.....	"	7,456	65,613	1,657	14,582	2,424	21,331	11,537	101,526
Printed Drills.....	"	132	581	104	457	77	339	313	1,377
Cotton Lastings, Figured.....	"	40	168	...	...	8	34	48	202
Dyed Shirtings, Plain.....	"	55	162	...	...	...	...	55	162
" " Figured, Brocaded, and Spotted.....	"	941	3,293	153	536	160	560	1,254	4,389
Turkey Red Shirtings.....	"	709	1,595	50	112	50	113	809	1,820
Cotton Flannel.....	"	345	2,575	198	1,639	111	1,038	654	5,252
Velvets.....	<i>Yards</i>	15,060	4,518	60	18	330	99	15,450	4,635
Velveteens.....	"	18,816	4,704	2,016	504	...	...	20,832	5,208
Cotton Blankets.....	<i>Pieces</i>	5,841	2,685	260	130	210	80	6,311	2,895
" Goods, Unclassed.....	<i>Value</i>	...	661	...	18	...	...	...	679
" Yarn, Indian.....	<i>Piculs</i>	15,666	479,380	6,837	209,212	25	765	22,528	689,357
" Thread, in Balls.....	"	70	3,143	4	228	...	...	74	3,371
<b>WOOLLEN AND COTTON MIXTURES.</b>									
Union and Poncho Cloth.....	<i>Yards</i>	14,252	9,263	2,940	1,911	2,044	1,329	19,236	12,503
<b>WOOLLEN GOODS.</b>									
Blankets and Rugs.....	<i>Pounds</i>	6,970	6,074	...	...	...	...	6,970	6,074
Cloth, Broad and Medium.....	<i>Yards</i>	3,900	3,588	360	331	510	469	4,770	4,388
Long Ells.....	<i>Pieces</i>	695	5,352	...	...	...	...	695	5,352
Spanish Stripes.....	<i>Yards</i>	18,620	13,200	2,856	2,040	3,276	2,340	24,752	17,580
Woollen and Worsted Yarn and Cord.....	<i>Piculs</i>	22	2,123	...	...	...	...	22	2,123
<b>METALS.</b>									
Iron and Mild Steel, New : Nails, Wire... Steel.....	<i>Piculs</i>	81	743	...	...	...	...	81	743
Tin, Slabs.....	"	11	629	...	...	...	...	11	629
<b>SUNDRIES.</b>									
Basins, Tin.....	<i>Gross Piculs</i>	99	811	4	37	16	152	119	1,000
Betel-nuts.....	"	152	1,322	...	...	7	61	159	1,383
Bicho de Mar, Black.....	"	15	660	5	200	...	...	20	860
Birds Nests, 2nd Quality.....	<i>Catties</i>	796	9,552	1,738	20,862	671	8,046	3,205	38,460
Borax.....	<i>Piculs</i>	19	248	23	318	28	385	70	951
Boxes, Fancy.....	<i>Gross Piculs</i>	3,734	7,783	464	1,016	455	949	4,653	9,748
Cardamoms, Inferior.....	"	11	400	...	...	...	...	11	400
Chinaware, Coarse.....	"	283	6,368	1	22	...	...	284	6,390
Cloth, Native, Burmese.....	"	20	400	...	...	...	...	20	400
" " (Nankeens).....	"	224	20,850	4	354	...	...	228	21,204
Cotton, Raw.....	"	4,996	105,915	989	20,967	...	...	5,985	126,882

a.—Destinations of the various Goods forwarded under Transit Passes to the Interior—Continued.

DESCRIPTION OF GOODS.	Classifier of Quantity.	YUNNAN.		SZECHWAN.		KWEICHOW.		TOTAL.	
		Quantity.	Value.	Quantity.	Value.	Quantity.	Value.	Quantity.	Value.
Cutlery.....	Value		Hk. \$s 1,120		Hk. \$s 277		Hk. \$s 240		Hk. \$s 1,637
Cuttle-fish.....	Piculs	22	1,038					22	1,038
Dyes, Aniline.....	Value		3,566						3,566
Elephants Teeth, Whole or Parts.....	Piculs			2	588			2	588
Fish, Salt.....		45	450	1	10			46	460
Glassware.....	Value		627		83		137		847
Hardware.....			394						394
Horns, Deer, Old.....	Piculs	1	184	6	721			7	905
" " Young.....	Pairs	53	1,007	81	1,548	4	76	138	2,631
Jadestone.....	Piculs	136	4,680					136	4,680
Lamps and Lampware.....	Value		2,109						2,109
Lichees, Dried.....	Piculs	249	5,229					249	5,229
Matches, Wood, Japan.....	Gross	20,480	9,805	382	176			20,862	9,981
Medicines.....	Value		1,471		59				1,530
Milk, Condensed, in Tins.....	Dozens	434	893	24	48	24	48	482	989
Needles.....	Mille	7,316	1,720					7,316	1,720
Oil, Kerosene, American.....	Gallons	3,345	1,573					3,345	1,573
Paper, 1st Quality.....	Piculs	50	1,750					50	1,750
Pepper, Black.....		201	7,176	54	1,928	11	392	266	9,496
Prawns and Shrimps, Dried.....		24	504	2	42			26	546
Raisins and Currants.....		31	494	3	41	5	64	39	599
Sandalwood.....		71	1,502	2	31			73	1,533
Soap, Bar.....	Value		588		16		12		616
" Toilet and Fancy.....			223						223
Toilet Requisites.....			392		33				425
Umbrellas, Cotton.....	Pieces	14,614	6,910	2,656	1,269	1,438	638	18,708	8,817
Vermilion.....	Piculs	20	2,100					20	2,100
Sundries, Unenumerated.....	Value		16,779		1,055		442		18,276
TOTAL.....	Hk. \$s		939,103		301,447		44,203		1,284,753

b.—Table showing the Provinces from which Native Goods were brought under Transit Passes during the Year 1904.

Nil.

c.—Table showing the Number of Passes issued for, and the Amount of Duties collected on, Foreign Goods forwarded to the Interior under Transit Passes, as divided between the various Nationalities, during the Year 1904.

QUARTER.	CHINESE.	
	No. of Passes.	Transit Dues.
1st quarter.....	5,253	Hk. \$m. c. c. 5,182.8.8.4
2nd ".....	2,966	4,068.2.8.3
3rd ".....	2,222	2,576.0.9.1
4th ".....	5,465	4,672.1.3.3
TOTAL.....	15,906	16,499.3.9.1

d.—Table showing the Number of Passes surrendered for, and the Amount of Duties collected on, Native Goods brought from the Interior under Transit Passes, as divided between the various Nationalities, during the Year 1904.

*Nil.*

### TABLE No. VII.—DUTIES.

a.—Duties paid under each Flag, for the Year ended 31st December 1904.

FLAG.	IMPORT.	EXPORT.	COAST TRADE.	TONNAGE.	TRANSIT.	OPIMUM LIKIN.	TOTAL.
	<i>Hk. Ts. m. c. c.</i>	<i>Hk. Ts. m. c. c.</i>	<i>Hk. Ts. m. c. c.</i>	<i>Hk. Ts. m. c. c.</i>	<i>Hk. Ts. m. c. c.</i>	<i>Hk. Ts. m. c. c.</i>	<i>Hk. Ts. m. c. c.</i>
Chinese .....	31,271.5.4.6	6,140.4.6.4	...	...	16,499.3.9.1	...	53,911.4.0.1
On Opium .....	...	...	...	...	...	...	...
TOTAL .....	31,271.5.4.6	6,140.4.6.4	...	...	16,499.3.9.1	...	53,911.4.0.1 *

\* No Drawbacks marked for cash payment during the year, to be deducted from this total..... *Hk. Ts. Nil.*

b.—Comparative Table of Duties collected, for the Years 1902 † to 1904.

YEARS.	IMPORT (exclusive of Opium).	EXPORT (exclusive of Opium).	COAST TRADE (exclusive of Opium).	OPIMUM (Import, Export, and Coast Trade).	TONNAGE.	TRANSIT.	OPIMUM LIKIN.	TOTAL
	<i>Hk. Ts. m. c. c.</i>	<i>Hk. Ts. m. c. c.</i>	<i>Hk. Ts. m. c. c.</i>	<i>Hk. Ts. m. c. c.</i>	<i>Hk. Ts. m. c. c.</i>	<i>Hk. Ts. m. c. c.</i>	<i>Hk. Ts. m. c. c.</i>	<i>Hk. Ts. m. c. c.</i>
1902 † .....	10,092.8.9.0	3,013.0.8.4	...	...	...	5,087.3.6.3	...	18,193.3.3.7
1903 .....	25,154.9.5.5	5,440.4.1.7	...	...	...	14,320.6.4.2	...	44,916.0.1.4
1904 .....	31,271.5.4.6	6,140.4.6.4	...	...	...	16,499.3.9.1	...	53,911.4.0.1

† Eight months ended 31st December.

## B.—SPECIAL TABLES.

TABLE No. 1.—IMPORT TRADE.

Comparative Table of the principal Articles of Import, for the Years 1902\* to 1904.

DESCRIPTION OF GOODS.	Classifier of Quantity.	1902.*	1903.	1904.
COTTON GOODS.				
Shirtings, Grey .....	<i>Pieces</i>	6,411	25,567	22,113
Sheetings, Indian .....	"	51	1,814	1,518
Shirtings, White .....	"	794	908	3,771
Drills, American .....	"	25	218	359
"    English .....	"	299	316	395
"    Indian .....	"	858	4,496	5,859
T-Cloths .....	"	1,341	3,819	7,701
Cotton Italians, Plain .....	"	3,668	4,690	15,913
Velvets and Velveteens .....	"	139	505	1,307
Cotton Yarn, Indian .....	<i>Piculs</i>	11,630	30,386	27,748
WOOLLEN GOODS.				
Long Ells .....	<i>Pieces</i>	99	311	739
Spanish Stripes .....	"	295	937	953
SUNDRIES.				
Birds Nests, 2nd Quality .....	<i>Catties</i>	2,390	763	3,420
Cotton, Raw .....	<i>Piculs</i>	3,000	10,152	8,695
Dyes, Aniline .....	<i>Value, Hk. Ts</i>	921	4,200	6,306
Jadestone .....	<i>Piculs</i>	271	384	576
Matches, Wood, Japan .....	<i>Gross</i>	2,923	35,189	30,901
Oil, Kerosene, American .....	<i>Gallons</i>	2,945	7,682	17,505
Umbrellas, Japanese .....	<i>Pieces</i>	611	12,154	20,878

\* Eight months ended 31st December.

TABLE No. 2.—EXPORT TRADE.

Comparative Table of the principal Articles of Export, for the Years 1902† to 1904.

DESCRIPTION OF GOODS.	Classifier of Quantity.	1902.†	1903.	1904.
Bells, Brass .....	<i>Piculs</i>	112	202	83
Carpets .....	<i>Pieces</i>	7,718	12,633	15,789
Hams .....	<i>Piculs</i>	95	69	53
Hemp Twine .....	"	261	312	347
Hides, Cow and Buffalo .....	"	272	699	984
Horns, " " .....	"	60	400	156
Iron Pans .....	"	366	873	706
Medicines .....	"	159	212	111
Orpiment .....	"	663	3,200	4,230
Rain Hats, Split Bamboo .....	<i>Pieces</i>	8,837	24,477	28,657
Silk, Yellow, Szechwan .....	<i>Piculs</i>	432	623	728
Walnuts .....	"	1,235	1,647	1,286

† Eight months ended 31st December.

TABLE No. 3.—VALUE OF TRADE.

Comparative Table of the Value of the Trade, for the Years 1902\* to 1904.

YEARS.	IMPORTS FROM		EXPORTS TO		TOTAL IMPORTS AND EXPORTS.	RE-EXPORTS.	TREASURE.		TRANSIT TRADE.	
	Foreign Countries.	Native Ports.	Foreign Countries.	Native Ports.			Imported.	Exported.	Inwards.	Outwards.
	<i>Hk. Tk.</i>	<i>Hk. Tk.</i>	<i>Hk. Tk.</i>	<i>Hk. Tk.</i>	<i>Hk. Tk.</i>	<i>Hk. Tk.</i>	<i>Hk. Tk.</i>	<i>Hk. Tk.</i>	<i>Hk. Tk.</i>	<i>Hk. Tk.</i>
1902* .....	513,303	...	148,392	...	661,695	...	13,133	80,636	373,108	650
1903.....	1,472,281	...	243,372	...	1,715,653	...	...	134,878	1,202,907	...
1904.....	1,747,820	...	337,684	...	2,085,504	...	...	96,017	1,284,753	...

\* Eight months ended 31st December.

TABLE No. 4.—TREASURE.

Treasure Imported and Exported during the Year 1904.

Sycee (exported to Burma).....	<i>Value, Hk. Tk.</i>	14,524
Coin ( " " ).....	"	81,493
TOTAL.....	<i>Value, Hk. Tk.</i>	96,017

## YATUNG TRADE REPORT,

### FOR THE YEAR 1904.

---

1°. LOCAL.—The trade for the year under review calls for little comment. The advance into Tibet by the British Mission entirely put a stop to trade with the interior, and it was not until after the signing of a Convention at Lhasa, in September, that trade was resumed; the total trade values for the year cannot therefore bear comparison with those of previous years. It is anticipated that the trade for 1905 will be unusually large, as a two years supply of Tibetan products has accumulated, and the inhabitants of the interior have been for a year without the Foreign commodities for which there is a demand; but the unfortunate events that occurred in Tibet proper have impoverished the people and sadly diminished the numbers of their flocks and transport animals, so that, even if a two years supply of products has accumulated, it is doubtful if the necessary transport will be immediately available. The more intimate knowledge of Tibet which was acquired by the penetration of the Mission to Lhasa has more fully revealed the natural poverty of the country and the improbability of developing, in the near future, a trade of any magnitude between India and Tibet. The proposal to construct a cart-road from India through Bhutan to the Chumbi Valley is at present under consideration; such a road would do much to develop trade, and would materially facilitate and cheapen transport and bring Tibet and India into closer touch. Hitherto trade with Tibet has been almost entirely carried on through middlemen, as the Tomos inhabiting the Chumbi Valley had the monopoly of the carrying trade between Phari and the British frontier, and the Tibetans preferred to sell their produce at Phari and avoid the trying journey to Kalimpong. The opening up of new trade marts, the temporary occupation of the Chumbi Valley by the British, and the improvement of trade routes to Tibet should bring new competitors into the trade, and place it on a fairer basis more directly profitable to the Tibetan producer.

2°. REVENUE.—*Nil.*

3°. FOREIGN TRADE.—(a.) *Imports.*—The Imports for the year only amounted to Rs. 446,212, of which sum Rs. 280,227 passed through in the fourth quarter, after the withdrawal of the British forces from Lhasa. A new trade route was constructed over the Natui Pass into the Chumbi Valley, and it was not possible to check the trade proceeding by that route. The bulk of the Imports that passed Yatung during the year were not destined for the Tibetans, but for the troops and camp-followers who accompanied the British Mission, and, for that reason, any comparison of fluctuation in trade values or items would be misleading and un instructive for commercial purposes. The Import value for the last quarter of the year was the largest total attained since the opening of the mart. The Tomos are a very keen trading community, and the lengthy occupation of their valley by the British caused a large demand for labour, supplies, and transport, payment for which was made on a most generous scale; so that at present they are possessed of more ready money than they have ever before had, and, anticipating a big export of Tibetan products, they invested heavily in Foreign commodities to barter in exchange. The inhabitants of the Chumbi Valley will now enjoy immunity from the predatory raids of their neighbours, the Bhutanese, and under the several improved conditions now prevailing, the

Tomos may be counted on to develop the trade between Tibet and India to its utmost limits; but the trade being almost entirely conducted by barter, Imports cannot greatly exceed Exports.

(b.) *Exports*.—The Exports for the year amounted to only Rs. 186,654, of which sum Rs. 143,301 were recorded in the December quarter. Sheep's Wool and Yak Tails appear to be the only products that the country can export in any quantity; transport is so difficult and expensive that other products for which there would be a ready market in Calcutta cannot be profitably traded in. If a cart-road to Tibet were constructed, and freight charges considerably lowered, a moderate trade in Hemp, Hides, and Hair might arise.

4°. INLAND TRANSIT.—*Nil*.

5°. PASSENGER TRAFFIC.—Not ascertainable.

6°. TREASURE.—No remarks.

7°. OPIUM.—*Nil*.

8°. MISCELLANEOUS.—The events that occurred in Tibet during the year are so well known that they require no recapitulation. Now that a better understanding exists between India and Tibet, it is to be hoped that trade will, in the future, be encouraged and expand; but Tibet lies so far distant from Indian trading centres that there is little inducement for British Indian traders to visit or reside in Tibetan marts. No British trader has as yet availed himself of the cession of the new trade marts, or even visited them to see what prospects they afford. The opening of Tibet has revealed a miserable country, with no other natural resources than those that were previously known, and has shown that the interior can only be reached after indescribable hardships and discomfort; so it is not to be wondered at that trade pioneers are backward in coming forward.

VINCENT C. HENDERSON,

*Acting Commissioner of Customs.*

YATUNG (TIBET), 18th May 1905.  
CALCUTTA

---

**YATUNG TRADE RETURNS,  
FOR THE YEAR 1904.**

**A.—GENERAL TABLES.**

**TABLE No. I.—REPORTS TO THE CUSTOMS.**

*a.*—Applications, Inwards and Outwards.

—	MARCH QUARTER.	JUNE QUARTER.	SEPTEMBER QUARTER.	DECEMBER QUARTER.	TOTAL
Inwards (to Tibet) .....	174	129	137	300	740
Outwards (from Tibet).....	77	21	29	176	303
TOTAL.....	251	150	166	476	1,043

*b.*—Loads carried, by Men and Pack-animals, Inwards and Outwards.

—	MARCH QUARTER.	JUNE QUARTER.	SEPTEMBER QUARTER.	DECEMBER QUARTER.	TOTAL
Inwards (to Tibet) .....	1,479	1,644	1,997	5,796	10,916
Outwards (from Tibet).....	1,613	22	46	4,267	5,948
TOTAL.....	3,092	1,666	2,043	10,063	16,864

**TABLE No. II.—GROSS VALUES OF THE TRADE PASSING YATUNG, 1904.**

IMPORTS INTO TIBET.	EXPORTS FROM TIBET.	TOTAL VALUE.
<i>Rupess</i> 446,212	<i>Rupess</i> 186,654	<i>Rupess</i> 632,866



TABLE No. III.—IMPORTS INTO TIBET ACROSS THE SIKKIM-TIBET FRONTIER.

DESCRIPTION OF GOODS.	Classifier of Quantity.	QUANTITY.	VALUE.	DESCRIPTION OF GOODS.	Classifier of Quantity.	QUANTITY.	VALUE.
<b>COTTON GOODS.</b>				<i>Rupees.</i>			
Piece Goods, White.....	<i>Yards</i>	126,480	21,391	Clocks and Watches.....	<i>Pieces</i>	38	716
" " Blue.....	"	87,330	15,253	Clothing.....	"	765	2,440
" " other Colours.....	"	20,270	4,080	Cocoa-nuts.....	<i>Maunds</i>	30	718
" " Chinese.....	"	520	144	Coral.....	<i>Value</i>	...	56,413
" " Nepalese.....	"	320	40	" Imitation.....	"	...	11,369
" " Printed and Fancy.....	"	40,479	12,066	Cutch.....	<i>Maunds</i>	163	3,554
Drills, White.....	"	33,145	8,397	Dyes, Aniline.....	"	20	2,400
Cambrics.....	"	464,520	24,210	Enamelware.....	"	19	985
Dyed Drills.....	"	68,399	36,758	Fish, Dried.....	"	4	200
Velveteens.....	"	644	560	Flour.....	"	237	2,823
Towels.....	<i>Pieces</i>	8,382	1,426	Fruits, Dried.....	"	68	781
Shawls.....	"	80	390	" Fresh.....	"	270	1,201
Dhurries.....	"	190	470	Gram.....	"	154	746
Cotton Yarn, White.....	<i>Maunds</i>	79	2,569	Incense.....	"	4	120
" " Dyed.....	"	41	1,740	Indigo.....	"	88	11,627
" " Thread.....	"	21	1,582	Knives.....	<i>Pieces</i>	590	228
<b>WOOLLEN GOODS.</b>				<i>Rupees.</i>			
Cloth.....	<i>Yards</i>	34,956	62,652	Lard.....	<i>Maunds</i>	5	126
<b>MISCELLANEOUS PIECE GOODS.</b>				<i>Rupees.</i>			
Woollen and Cotton Mixtures.....	<i>Yards</i>	8,304	6,001	Madder.....	"	4	24
<b>METALS.</b>				<i>Rupees.</i>			
Brass, Sheets.....	<i>Maunds</i>	9	423	Maize.....	"	2,937	14,941
Copper, ".....	"	25	1,299	Matches.....	<i>Gross</i>	1,931	2,108
Copperware.....	"	16	990	Mirrors.....	<i>Pieces</i>	23,130	726
German Silver, Sheets.....	"	85	7,571	Needles.....	<i>Maunds</i>	1	45
" " Silverware.....	"	3	278	Oil, Kerosene.....	<i>Cases</i>	359	3,718
Ironware.....	"	122	1,920	" Mustard.....	<i>Maunds</i>	48	1,126
Solder.....	"	24	1,960	Paints.....	"	52	1,446
Tinplates.....	"	2	50	Pearls.....	<i>Value</i>	...	600
Tinware.....	"	16	427	Pigs.....	<i>No.</i>	232	4,380
Metal, Old.....	"	30	300	Pork.....	<i>Maunds</i>	88	1,431
<b>SUNDRIES.</b>				<i>Rupees.</i>			
Amber.....	<i>Value</i>	...	400	Poultry.....	<i>No.</i>	210	195
Barley.....	<i>Maunds</i>	6	36	Rice.....	<i>Maunds</i>	481	4,004
Beads.....	"	39	1,276	Seaweed.....	"	1	100
Beans.....	"	10	66	Seed, Murwa.....	"	30	158
Betel-nuts.....	"	4	40	" Sesamum.....	"	6	90
Bicho de Mar.....	"	120	120	Silk, Chinese.....	<i>Yards</i>	8,250	10,310
Butter.....	"	49	1,640	" Tussore.....	"	5,552	6,251
Buttons, Brass.....	<i>Dozens</i>	20	10	Skins (Furs), Land-otter.....	<i>Pieces</i>	40	200
Candles.....	<i>Maunds</i>	4	125	Soap.....	<i>Maunds</i>	43	864
Caps, Chinese.....	<i>Pieces</i>	1,250	3,490	Soy.....	"	9	266
Cattle.....	<i>Head</i>	49	1,235	Spices.....	"	10	590
Chinaware.....	<i>Maunds</i>	93	4,804	Stores, Oilman's.....	"	132	3,952
Cigars and Cigarettes.....	<i>Value</i>	...	10,244	Sugar.....	"	1,310	21,726
				" Candy.....	"	10	198
				Tobacco.....	"	1,537	22,631
				Turquoise.....	<i>Value</i>	...	5,230
				Umbrellas.....	<i>Pieces</i>	716	772
				Vegetables, Dried.....	<i>Maunds</i>	1	40
				" Fresh.....	"	19	155
				Vermicelli.....	"	3	144
				Vermilion.....	"	2	232
				Sundries, Unenumerated.....	<i>Value</i>	...	2,679
				TOTAL.....	<i>Rupees</i>	.....	446,212

TABLE No. IV.—TRADE IN NATIVE PRODUCE.—Imports and Re-exports.

Nil.

TABLE No. V.—EXPORTS FROM TIBET ACROSS THE SIKKIM-TIBET FRONTIER.

DESCRIPTION OF GOODS.	Classifier of Quantity.	QUANTITY.	VALUE.	DESCRIPTION OF GOODS.	Classifier of Quantity.	QUANTITY.	VALUE.
			<i>Rupees.</i>				<i>Rupees.</i>
Blankets.....	<i>Pieces</i>	702	1,818	Musk.....	<i>Tolas</i>	866	15,566
Boots, Tibetan.....	<i>Pairs</i>	120	340	Mutton.....	<i>Maunds</i>	13	255
Bristles.....	<i>Maunds</i>	5	450	Ponies.....	<i>No.</i>	405	28,132
Caps, Chinese.....	<i>Pieces</i>	82	224	Sheep.....	<i>"</i>	580	1,490
Cheese.....	<i>Maunds</i>	48	484	Silk, Chinese.....	<i>Yards</i>	546	2,220
Cloth, Woollen.....	<i>Yards</i>	3,851	2,490	Skins, Burrel.....	<i>Pieces</i>	110	55
Clothing, Tibetan.....	<i>Pieces</i>	30	548	" (Furs), Lamb.....	<i>"</i>	1,200	300
Curiosities.....	<i>Value</i>	...	1,755	Tea, Brick.....	<i>Maunds</i>	77	3,777
Felt.....	<i>Pieces</i>	180	540	Turquoise.....	<i>Value</i>	...	3,250
Fish, Dried.....	<i>Maunds</i>	12	166	Vegetables, Dried.....	<i>Maunds</i>	1	14
Flour, Barley.....	<i>"</i>	10	90	Wax, Sealing.....	<i>"</i>	2	20
Horns, Deer, Young.....	<i>Value</i>	...	490	Wool, Sheep's.....	<i>"</i>	3,991	88,264
Incense.....	<i>Maunds</i>	9	470	Yak Tails.....	<i>"</i>	382	16,910
Mats, Woollen.....	<i>Pieces</i>	32	140	Sundries, Unenumerated.....	<i>Value</i>	...	50
Medicines.....	<i>Maunds</i>	2	16				
Mules.....	<i>No.</i>	135	16,330				
				TOTAL.....	<i>Rupees</i>		186,654

TABLE No. VI.—TRANSIT TRADE.

*Nil.*

TABLE No. VII.—DUTIES.

Not collectable.

## B.—SPECIAL TABLES.

TABLE No. I.—IMPORT TRADE.

Comparative Table of the principal Articles of Import, for the Years 1895 to 1904.

DESCRIPTION OF GOODS.	Classifier of Quantity.	1895.	1896.	1897.	1898.	1899.	1900.	1901.	1902.	1903.	1904.
<b>COTTON GOODS.</b>											
Cotton Goods.....	Yards	812,526	1,102,262	1,391,652	1,491,165	2,261,419	1,173,571	1,245,033	1,548,727	1,320,982	842,107
"    Yarn, Thread, and Wool.....	Maunds	269	264	358	479	359	207	350	301	264	141
<b>WOOLLEN GOODS.</b>											
Cloth.....	Yards	28,315	27,881	58,196	55,707	74,249	55,067	54,753	65,102	58,951	34,956
<b>MISCELLANEOUS PIECE GOODS.</b>											
Woolen and Cotton Mixtures.....	Yards	282	5,120	10,299	14,936	11,388	6,843	1,950	2,930	6,892	8,304
<b>METALS.</b>											
Metals.....	Maunds	1,364	2,920	3,386	3,090	2,847	3,133	2,725	3,419	2,872	332
<b>SUNDRIES.</b>											
Beads.....	Maunds	99	166	173	141	104	127	147	81	93	39
Chinaware.....	"	317	320	327	622	377	454	423	450	368	93
Clocks and Watches.....	Pieces	125	88	145	142	77	97	90	86	118	38
Coral.....	Tolas	333	803	1,268	12,126	2,420	2,963	1,369	1,088	980	4,701
Cutch.....	Maunds	292	198	451	551	162	266	295	374	202	163
Dye-lac.....	"	20	30	29	56	39	46	38	53	50	...
Dyes, Aniline.....	"	...	5	12	24	28	23	37	21	31	20
Flour.....	"	97	128	136	218	140	150	116	206	200	237
Fruits, Fresh and Dried.....	"	984	1,684	1,286	1,504	1,104	935	1,595	751	238	338
Indigo.....	"	228	88	152	150	77	56	138	163	114	88
Madder.....	"	76	137	150	173	65	144	127	170	201	4
Maize.....	"	7,756	5,954	4,821	7,266	7,654	5,590	7,779	5,470	2,811	2,937
Matches.....	Gross	1,438	1,956	1,717	2,700	4,193	4,780	4,398	4,485	3,434	1,931
Oil, Kerosene.....	Cases	312	224	275	347	303	303	348	335	289	359
Paints.....	Maunds	100	43	113	116	139	77	97	61	35	52
Rice.....	"	318	888	219	674	770	606	602	375	355	481
Silk.....	Yards	3,452	6,905	10,458	17,915	35,607	15,570	19,321	15,188	25,710	13,802
Skins (Furs), Land-otter.....	Pieces	...	2,619	2,291	1,724	3,977	5,699	2,967	3,506	1,570	40
Stores, Oilman's.....	Maunds	63	67	68	82	114	163	143	147	93	132
Sugar.....	"	144	279	570	600	416	374	385	618	621	1,310
Tobacco.....	"	1,731	2,792	4,762	2,943	2,759	2,046	2,967	4,875	2,452	1,537
Umbrellas.....	Pieces	1,943	2,821	5,470	3,320	3,080	2,589	4,588	2,214	3,562	716

TABLE No. 2.—EXPORT TRADE.

Comparative Table of the principal Articles of Export, for the Years 1895 to 1904.

DESCRIPTION OF GOODS.	Classifier of Quantity.	1895.	1896.	1897.	1898.	1899.	1900.	1901.	1902.	1903.	1904.
Blankets.....	Pieces	1,004	461	464	596	1,053	740	560	522	142	702
Cheese.....	Maunds	37	67	52	25	65	78	38	42	21	48
Cloth, Woollen.....	Yards	21,803	3,936	43,270	15,380	28,932	7,838	8,697	2,525	12,098	3,851
Medicines.....	Maunds	7	51	7	17	50	35	34	1	41	2
Mules.....	No.	303	142	184	93	80	45	126	129	12	135
Musk.....	Tolas	5,023	3,109	2,386	4,772	7,252	5,604	4,297	5,861	3,106	866
Ponies.....	No.	444	282	287	239	392	343	573	407	104	405
Silk, Chinese.....	Yards	170	582	1,166	965	306	1,712	232	160	...	546
Skins (Furs), Fox.....	Pieces	...	...	2,800	6,940	932	34	3,670	30	...	...
"    Lamb.....	"	...	...	...	...	72,140	332	82,230	57,600	80,190	1,200
Wax, Sealing.....	Maunds	10	3	6	12	4	3	2	3	...	2
Wool, Sheep's.....	"	30,994	38,361	40,034	38,586	34,232	31,744	43,881	33,261	33,550	3,991
Yak Tails.....	"	738	782	723	829	1,069	689	1,026	1,568	662	382

TABLE No. 3.—VALUE OF TRADE.

Comparative Table of the Value of the Trade, for the Years 1895 to 1904.

YEARS.	IMPORTS INTO TIBET.	EXPORTS FROM TIBET.	TOTAL IMPORTS AND EXPORTS.	R <sub>x</sub> - EXPORTS.	TREASURE.		TRANSIT TRADE.	
					Imported.	Exported.	Inwards.	Outwards.
	<i>Rupees.</i>	<i>Rupees.</i>	<i>Rupees.</i>	<i>Rupees.</i>	<i>Rupees.</i>	<i>Rupees.</i>	<i>Rupees.</i>	<i>Rupees.</i>
1895.....	416,218	634,086	1,050,304	...	328,480	17,822	...	...
1896.....	561,395	781,269	1,342,664	...	291,106	18,965	...	...
1897.....	674,139	820,300	1,494,439	...	207,074	65,185	...	...
1898.....	718,475	817,851	1,536,326	...	145,590	194,350	...	...
1899.....	962,637	822,760	1,785,397	...	102,389	319,483	...	...
1900.....	730,502	710,012	1,440,514	...	93,070	228,050	...	...
1901.....	734,075	783,480	1,517,555	...	48,140	76,182	...	...
1902.....	761,837	815,338	1,577,175	...	53,165	94,725	...	...
1903.....	686,041	687,324	1,373,365	...	57,097	51,080	...	...
1904.....	446,212	186,654	632,866	...	36,947	134,134	...	...

TABLE No. 4.—TREASURE.

Treasure Imported and Exported across the Sikkim-Tibet Frontier during the Year 1904.

IMPORTS.			EXPORTS.		
Gold, in Bars.	Silver, in Rupees.	TOTAL.	Gold, in Bars.	Silver, in Rupees.	TOTAL.
<i>Rupees.</i>	<i>Rupees.</i>	<i>Rupees.</i>	<i>Rupees.</i>	<i>Rupees.</i>	<i>Rupees.</i>
...	36,947	36,947	8,000	126,134	134,134

TABLE No. 5.—PASSENGER TRAFFIC.

Not ascertainable.

## NOTE.

In English weights—

One Tola = 0.41 oz. avoirdupois.

One Seer = 2.06 pounds "

One Maund = 82½ " "

In Chinese weights—

One Tola = 3 mace.

One Seer = 1½ catties.

One Maund = 60 "

One Rupee = *Hk. 7/16* 0.30.