

1929 年

第 卷

第 **2** 期

上海貨價季刊

(民國十二年創刊)

中華民國十八年第二季

國定稅則委員會

(續前財政部駐滬調查貨價局編印)

The Shanghai Market Prices Report

(First Published in 1923)

April-June, 1929

Published Quarterly By

National Tariff Commission


(Formerly Compiled by Bureau of Markets)

Customs Building, Shanghai

China

每冊五角

NATIONAL LIBRARY OF PEPING
PEPING, CHINA.



目次

Contents

例言 Prefatory Note	i
卷一 Part I	
商情及金融概況(民國十八年第二季)	Commercial and Monetary Review, Second Quarter, 1929
I 錢市金融	The Shanghai Money Market
上海銀洋錢市說略(民國十八年第二季)	Review of Money Market in Shanghai, Second Quarter, 1929
上海銀洋錢市表 (")	Table of Native Interest, Chinese Dollars, and Subsidiary Coins in Shanghai, Second Quarter, 1929
上海洋銀匯兌比較圖(自民國十二年一月至十八年六月)	Chart of the Movements of Rate of Chinese Dollars and Rate of Native Interest Jan., 1923-June, 1929
上海外國匯兌表(民國十八年第二季)	Table of Foreign Exchange Rates in Shanghai, Second Quarter, 1929
上海銀匯兌換表(")	" " Shanghai Customs Rate of Exchange, Second Quarter, 1929
上海金銀市價表(")	" " Prices of Bar Silver and Gold Bars in Shanghai, Second Quarter, 1929
上海洋風銀採表(自民國九年至十八年六月)	" " Native Interest and Chinese Dollars in Shanghai, 1920-June, 1929
先令市價表(自民國七年一月至十七年十二月)	" " Bank's Selling Rate for Sterling T. T., Jan., 1918-Dec., 1928
倫敦大條銀市價表(自民國三年一月至十七年十二月)	" " London Price of Bar Silver, Jan., 1914-Dec., 1928
II 躉售物價及指數	Wholesale Prices & Their Index Numbers
上海躉售物價指數圖(自民國十五年一月至十八年六月)	Chart of Index Numbers of Wholesale Prices in Shanghai, Jan., 1926-June, 1929
上海躉售物價指數(民國十八年第二季)	The Index Numbers of Wholesale Prices in Shanghai, Second Quarter, 1929
上海輸出入物價指數(民國十八年第二季)	The Index Numbers of Export and Import Prices in Shanghai, Second Quarter, 1929
中國度量衡表	Weights and Measures in China
上海躉售物價指數表(自民國九年至十八年六月)	Table of the Index Numbers of Wholesale Prices in Shanghai, 1920-June, 1929 ..
上海躉售物價輸入物價指數比較圖(自民國十五年一月至十八年六月)	Chart of Comparative Movements of Shanghai Wholesale, Export and Import Price Index Numbers, Jan., 1926-June, 1929
上海輸出物價指數表(自民國十四年至十八年六月)	Table of the Index Numbers of Export Prices in Shanghai, 1925-June, 1929
上海輸入物價指數表(自民國十四年至十八年六月)	Table of the Index Numbers of Import Prices in Shanghai, 1925-June, 1929
華北批發物價指數表(自民國二年至十八年六月)	Table of the Index Numbers of Commodity-prices at Wholesale in North China, 1912-June, 1929
廣州批發物價指數表(自民國元年至十七年六月)	Table of Wholesale Price Indexes in Canton, China, 1912-June, 1928
中日印度英美躉售物價指數比較圖(自民國十四年一月至十八年六月)	Chart of the Movements of Wholesale Prices in China, Japan, India, U.S.A., & U. K., Jan., 1923-June, 1929
各國躉售物價指數表(自民國八年至十八年六月)	Table of Index Numbers of Wholesale Prices in China and Foreign Countries, 1913-June, 1929
上海躉售物價表(民國十八年第二季)	Table of Wholesale Prices in Shanghai, Second Quarter, 1929
III 零售物價及生活費指數	Retail Prices & Index Numbers of Cost of Living
暫編上海生活費指數表(自民國十五年一月至十六年十二月)	Table of the Provisional Index Numbers of Cost of Living in Shanghai, Jan., 1926-Dec., 1927
各國生活費指數表(自民國二年至十八年六月)	Table of Index Numbers of Cost of Living in China and Foreign Countries, 1913-June, 1929
各國食物零售市價指數表(自民國十二年一月至十八年六月)	Table of Index Numbers of Retail Food Prices in Foreign Countries, 1913-June, 1929
上海零售物價表(民國十八年第二季)	Table of Retail Prices in Shanghai, Second Quarter, 1929

卷二 Part II

上海洋貨躉售市價 Wholesale Prices of Foreign Goods at Shanghai

糧食類	Cereals	1	紙及印刷品類	Paper & Printing Matters	14
果實蔬菜及藥草類	Fruits, Vegetables & Medicinal Herbs	1	棉及棉製品類	Cotton & Cotton Goods	15
畜產類	Animal Products	2	麻及麻製品類	Flax, Hemp & Jute Goods	20
水產類	Fishery & Sea Products	4	毛及毛製品類	Wool & Woollen Goods	20
菸草類	Tobacco	7	絲及絲製品類	Silk & Silk Goods	21
酒及汽水類	Wines, Spirits & Table Waters	8	煤炭類	Coals & Charcoals	22
茶及其他飲料類	Tea & Other Beverages	9	金屬及其製品類	Metals & Metal Products	22
糖類	Sugar	9	陶磁玻璃類	Earthenware, Chinaware, Enamelled- ware, Glass, etc.,	25
木竹藤草類	Wood, Bamboo, Rattans & Grass ..	9	電氣材料類	Electrical Supplies	26
化學製品類	Chemicals & Preparations Thereof ..	10	科學儀器及文具類	Scientific Apparatus & Stationeries	26
染料及顏料類	Dyes & Pigments	12	運動器具及娛樂用品類	Athletic Supplies & Toys	23
油膠膠蠟及其製品類	Oils, Gums, Resins, Glues, Wax & Manufactures thereof	13	雜類	Miscellaneous	28

上海土貨躉售市價 Wholesale Prices of Native Goods at Shanghai

糧食類	Cereals	29	紙及印刷品類	Paper & Printing Matters	35
果實蔬菜及藥草類	Fruits, Vegetables & Medicinal Herbs	29	棉及棉製品類	Cotton & Cotton Goods	36
畜產類	Animal Products	30	麻及麻製品類	Flax, Hemp & Jute Goods	38
水產類	Fishery & Sea Products	31	毛及毛製品類	Wool & Woollen Goods	38
菸草類	Tobacco	31	絲及絲製品類	Silk & Silk Goods	39
酒及汽水類	Wines, Spirits & Table Waters	32	煤炭類	Coals & Charcoals	40
茶及其他飲料類	Tea & Other Beverages	32	金屬及其製品類	Metals & Metal Products	40
糖類	Sugar	33	陶磁玻璃類	Earthenware, Chinaware, Enamelled- ware, Glass, etc.,	40
木竹藤草類	Wood, Bamboo, Rattans & Grass ..	33	電氣材料類	Electrical Supplies	42
化學製品類	Chemicals & Preparations Thereof ..	34	科學儀器及文具類	Scientific Apparatus & Stationeries ..	42
染料及顏料類	Dyes & Pigments	34	運動器具及娛樂用品類	Athletic Supplies & Toys	42
油膠膠蠟及其製品類	Oils, Gums, Resins, Glues, Wax & Manufactures thereof	34	雜類	Miscellaneous	42

卷三 Part III

一九二八年世界各國關稅規則之變遷 The Revision of Customs Tariff in 1928 (In Chinese)..... 1

例 言

- 一 貨價與經濟制度之運行，關係至密，貨物之生產分配消費，雖為根本的經濟行為，然在現代經濟組織之下，要莫不與貨價息息相關，而受其支配，故欲明瞭現代之經濟生活，非注意於貨價與貨幣所左右之部分不為功。
- 二 貨價之為物，變動而不居，然變動之中，却有規則存乎其間，此種規則之存在，按諸少數貨物，容有例外，而按諸多數貨物，則無或少爽，物價指數之編製，蓋即係搜集多數相關之資料以為研究之對象者也，惟編製研究之目的，不一而足，資料之應用於此者，未必適合於彼，為便於取材起見，則各地方之貨價，及貨價之足以代表所有生產與分配之過程者，皆當在兼收並蓄之列，此美國密爾斯教授之所倡導者也，本刊之職志，亦不外是。
- 三 貨價有躉售零售之分，盡人知之，而躉售之大別又有三，其一為市價，即由製造或批發商人之買賣交易而得之價，其二為關價，即進出口商履行報關手續時所申告之價，其三為合同價，即政府或公共之消費機關如軍營醫院之類所購入之價，以上三種，皆為研究貨價之學者專家所取資，亦各有其短長，而其能代表市場上需要供給之實際狀況者，自以市價為最，且第二種之關價，我國已有海關貿易冊，足資根據，本刊所採貨價以上述第一種之上海躉售市價為準，冀與關價有互相參證之用。
- 四 本刊託始於民國十二年，向由前財政部駐滬調查貨價局編印，十八年三月該局奉令歸併本會，乃由本會繼續刊行，所有內容一仍舊例，都為三卷，第一卷經濟統計，復分為(一)錢市金融，(二)躉售物價及指數，(三)零售物價及生活費指數，(四)其他統計，第二卷為躉售貨價，先洋貨，次土貨，第一卷之躉售物價及指數，乃整個貨價之研究，此則為各個貨價之資料也，惟資料雖不厭其多，而貨物之品質與交易之方式，則在可能範圍以內，務求其一

致,以便比較第三卷雜纂,介紹相關之統計資料,關稅問題及商品研究之綱要,藉供參考。

五 本刊第二卷貨物類目,前按其用途,分爲八類三十三目,自十七年第一季起,改按貨物性質,分爲

- | | |
|---------------|----------------|
| (1)糧食類 | (13)紙及印刷品類 |
| (2)果實蔬菜及藥草類 | (14)棉及棉製品類 |
| (3)畜產類 | (15)麻及麻製品類 |
| (4)水產類 | (16)毛及毛製品類 |
| (5)菸草類 | (17)絲及絲製品類 |
| (6)酒及汽水類 | (18)煤炭類 |
| (7)茶及其他飲料類 | (19)金屬及其製品類 |
| (8)糖類 | (20)陶磁玻璃類 |
| (9)木竹藤草類 | (21)電氣材料類 |
| (10)化學製品類 | (22)科學儀器及文具類 |
| (11)染料及顏料類 | (23)運動器具及娛樂用品類 |
| (12)油脂膠蠟及其製品類 | (24)雜類 |

以上都爲二十四類,更依其性質,酌分子目。

六 上海市場,以規元爲貨幣本位,本刊從之,其商業習慣通用銀幣者,亦按同時洋幣,折合規元,以歸一律。

PREFATORY NOTE

I. "That Prices play a part of extreme importance in the working of the economic system requires no demonstration. The production, distribution and consumption of goods are of course fundamental activities, but as the modern economic system is organized they are conditioned and influenced at every point by prices and price relations. It is futile to study modern economic life without regard to the part which money and prices play."

II. "Prices are anything but stable, but among all facts of variation there is hope of finding regularities. Though individual prices may furnish exceptions, definite principles of order prevail among large groups. When we are dealing with price index numbers it is with groups of data that are related. But as our aim varies, data which will serve this purpose may not be satisfactory for a study of price behavior of other types. For this reason we need a considerable number of pure price series drawn from various geographical regions and representing all stages of the productive and distributive process."* The same view is followed in compiling our report.

* F. C. Mills: *Behavior of Prices, Pessim.*

III. Commodity prices are quoted either at wholesale or at retail. The former is again classified into three kinds. Those obtained directly from manufacturers or wholesalers are called market prices. Next are the prices supplied by importers or exporters who declare the value of their goods at the time of import or export. Lastly there are the contract prices which are collected from army posts, hospitals, etc. These three kinds of wholesale prices being all employed by students of economics vary in merits. For the presentation of actual conditions of demand and supply, market prices are unquestionably the best to use. The second variety is usually obtainable from Customs Trade Returns. This Report was begun in 1923 and has continued ever since. The prices contained herein are those prevalent on the market in order to contrast with Customs values.

IV. This Report, which was originated in 1913, was formerly published by the Bureau of Markets, Shanghai, of the Ministry of Finance. In March, 1929, the Bureau was amalgamated to the National Tariff Commission. Under the latter's auspices, this publication now appears. The contents of this Report, however, remain much the same as before, and are divided into three parts. Part I deals with economic statistics, being grouped under four headings, viz., (1) Money Market in Shanghai, (2)

Wholesale Prices and Price Index Numbers, (3) Retail Prices and Index Numbers of Cost of Living and (4) Miscellaneous Statistics. Part II gives detailed statistics on the wholesale prices of imported and native goods in Shanghai. These may be contrasted with the "Wholesale Prices and their Index Numbers" in Part I, as the latter treats of commodity prices as a whole and attempts to measure the extent of changes in the wholesale market, while the former classifies wholesale price of individual commodities in detail, according to their respective nature and origin. Care is taken to choose always goods of a definite quality, under a definite form of commercial transaction, in order to render the data collected at different times easily comparable. Part III is entitled Miscellaneous Articles which deal with related topics on statistics, tariff problems, and investigations and studies in commodities.

V. Beginning with the first quarter of 1928, commodities enumerated in Part II will be classified according to their nature in stead of uses as adopted hitherto. They are grouped under twenty-four headings as follows:—

- | | |
|---|---|
| 1. Cereals | 13. Paper & Printing Matters |
| 2. Fruits, Vegetables, & Medicinal Herbs | 14. Cotton & Cotton Goods |
| 3. Animal Products | 15. Flax, Hemp & Jute Goods |
| 4. Fishery & Sea Products | 16. Wool & Woollen Goods |
| 5. Tobacco | 17. Silk & Silk Goods |
| 6. Wine, Spirits & Table Waters | 18. Coals & Charcoals |
| 7. Tea & Other Beverages | 19. Metals & Metal Products |
| 8. Sugar | 20. Earthenware, Chinaware, Enamelled ware, Glass, etc. |
| 9. Wood, Bamboos & Rattans | 21. Electrical Supplies |
| 10. Chemicals & Preparations thereof | 22. Scientific Apparatus & Stationeries |
| 11. Dyes & Pigments | 23. Athletic Supplies & Toys |
| 12. Oils, Gums, Resins, Glues, Wax & Manufactures thereof | 24. Miscellaneous |

VI. Since Shanghai tael is the standard unit of currency in Shanghai all prices in dollars are converted into Shanghai taels according to the current rate of exchange between the dollar and the tael.

商情及金融概述

民國十八年第二季

自濟案解決。於三月廿八日在南京正式簽字後。中日貿易有漸趨活動之勢。棉紗市價。本紗漸見低落。但日紗如二十支水月立馬三十二支美人等牌。均見上漲。棉市在四月杪最低至三十二兩四錢。五月間以存貨充斥。銷路呆滯。跌風更厲。會小至三十兩八錢。加以美棉耕田又有空前鉅數四千九百十三萬七千英畝之報告。更足助成紗貴棉賤之局。輸出大宗物品之絲經。仍極不振。考其原因。(一)入夏以來。各國匯率頓縮。歐美各莊相率觀望。咸持價小方購態度。(二)江浙各屬。今歲春繭收成欠豐。繭價不廉。絲本較昂。華商不願虧本求售。(三)吾國白麻經向以美國銷數為多。今歲紐約各綢廠。愈以白麻經條份不勻為病。來價未能提高。有此三因。銷路遂難於進展。茶市業已見新。各路紅綠茶次第運到。查去年滬埠存底異常空虛。而英政府近又於四月二日起實行免徵茶稅。此舉與華商不無裨益。蓋英政府前徵華茶每磅四辨士。而印茶之特惠稅率僅三辨士三分之一。今既一律免稅。英倫銷路或有轉機之望。故新茶開盤。市面為之一振。本季輸出物價。四月間一致下降。入五六月後生產及原料品中之農產均有上漲。消費品漲風尤盛。惟動物產則略形下落。輸入品中原料品大勢趨漲。生產品尚屬平穩。消費品則無甚變動。至於一般之雜貨物價。互有漲跌。五大類指數中。糧食與足頭及其原料兩類均見下落。金屬類則呈上升之象。此外其他食物及雜貨兩類。漲落甚微。至總平均則微有低落。

本季金融市况。銀價跌落甚鉅。大條已跌至二十四辨士。查銀價之跌。可分近因與遠因二種。所謂遠因者。(一)為世界銀產之過剩。(二)各國鑄幣用途之減少。且時以舊幣潰鑄之銀出售市場。(三)工藝上之用途減少。(四)印度藏銀之習慣漸除。以上數端。胥為銀價趨跌之遠因。至於近因。則為上海兩元存底之過厚。試將上海本季存銀數與上季及去年同期存銀數比較於下。

(一) 十八年第一二季上海存銀比較表

上海現銀(大條及被銀合)				銀元			
	第二季	第一季	比較增減		第二季	第一季	比較增減
四月	¥80,786,000	¥64,319,000		四月	\$131,660,000	一月	\$109,920,000
五月	¥78,857,000	¥75,252,000		五月	\$131,110,000	二月	\$113,220,000
六月	¥86,035,000	¥76,844,000		六月	\$131,310,000	三月	\$122,210,000
平均	¥81,892,667	¥72,140,333	(+) ¥9,752,334	平均	\$131,360,000	平均	\$115,116,667 (+) \$16,243,333

(二) 十七年第二季及十八年第二季上海存銀比較表

上海現銀(大條及被銀合)				銀元			
	十八年	十七年	比較增減		十八年	十七年	比較增減
四月	¥80,786,000	¥47,473,000		四月	\$131,660,000	\$38,350,000	
五月	¥78,857,000	¥37,703,000		五月	\$131,110,000	\$31,350,000	
六月	¥86,035,000	¥41,316,000		六月	\$131,310,000	\$79,100,000	
平均	¥81,892,667	¥42,164,000	(+) ¥39,728,667	平均	\$131,360,000	\$49,600,000	(+) \$81,760,000

試觀上表。可知本季庫存銀兩。比上季增九，七五二，三三四兩。比去年同季增三九，七二八，六六七兩。庫存銀元比上季增一六，二四三，三三三元。比去年同季增四六，七六〇，〇〇〇元。增加程度。異常迅速。若以與十年前上海庫存銀兩不過三千五百萬兩。銀元不過二千五百萬元之數相比較。則銀兩為二倍。銀元竟增至五倍之多矣。

然上海何以積存如許並無作用之現銀。說者以為(一)由於紙幣之流通。在二十年前上海之銀行鈔票。流通猶少。今則滬鈔且深入於內地。如江浙辦蕪近亦捨銀元而用鈔票。故深存於銀行金庫中之準備現銀。乃達倍大之數額。(二)由於國外大條之陸續輸入。與內地現銀之逆流。內地需要現銀。非不甚切。苦於地方治安不穩。人有戒心。未能儘量運入。不僅坐令大宗藏積呆滯於滬。抑且運進之銀多於運出。試觀下列本季之上海現銀進出數。除枚銀外。大條及銀元皆係進超於出。存底既厚而來源又有加無已。去路既鮮。而本埠用途又祇有此數。銀價之愈趨愈下。亦固其所。

十八年第二季上海銀兩銀元進出比較表

	大 條		枚 銀		銀 元	
	進	出	進	出	進	出
四 月	11,820 條	7,862 條	無	無	11,150,000 元	1,700,000 元
五 月	8,198 ,,	10,410 ,,	300,000 兩	無	6,000,000 ,,	6,000,000 ,,
六 月	8,456 ,,	525 ,,	無	750,000 兩	8,950,000 ,,	8,750,000 ,,
合 計	28,474 條	18,797 條	300,000 兩	750,000 兩	26,100,000 元	17,050,000 元

銀價既跌。標金與外匯隨之。季內標金漲風甚熾。價由三百五十三兩八錢漲至三百七十七兩兩外。外匯則英匯自四月初之二先令六辨士五。縮至六月杪之二先令三辨士七五。幾與一九二六年二先令三辨士之最低紀錄相等。外匯之頓縮。自以銀價之暴跌為其主因。而海外貼現利率之高。及季內到期外債為數較多。或亦足以助長其縮勢也。茲將本季內有確實擔保外債之到期月日列表於下。

	日期	四 月	五 月	六 月
一八九五年四釐金款	10 鎊 鎊	750,356 鎊
一八九六年五釐金款	20	79,254 ,,	79,254 ,,	79,254 ,,
一八九八年四釐中金款	5	68,795 ,,	68,795 ,,	68,795 ,,
善後借款	17	124,666 ,,	124,666 ,,	124,666 ,,
京奉路借款	15	8,625 ,,	8,625 ,,	8,625 ,,
滬甯路借款	17 ,,	72,570 ,, ,,
滬杭甬路借款	17 ,,	91,750 ,, ,,
	合計	261,311 ,,	441,590 ,,	1,071,076 ,,

	日期	四月	五月	六月
一九二五年法國五厘借款	30	232,500 美金	232,500 美金	232,500 美金
一九二八年比國五厘借款	30	54,400 ,,	54,400 ,,	54,400 ,,
意大利庚子賠款	30	87,000 ,,	87,000 ,,	87,000 ,,
	合計	373,900 ,,	373,900 ,,	373,900 ,,
吉長鐵路借款	22	316,875 日金
四鄭鐵路借款	17	203,500 ,,
	合計	580,375 ,,

本期發行之債券，共有二種。(一)海河工程短期公債。四月間發行。債額四百萬元。月息八厘。專充疏濬河北省海河工程及收用土地之用。以津海關餉百抽五稅收項下附征百分之八之收入為基金擔保。自十八年十月起。每年還本兩次。每次還本二十萬元。至二十八年四月全數還清。此項公債。雖由財部發行。惟由河北省整理海河委員會募集。(二)十八年關稅庫券。六月間發行。債額四千萬元。月息七厘。專為整理稅款及抵補整理稅款期內不敷之用。以關稅增加收入為基金擔保。自十八年六月起。每月共還本息總數八十萬元。至二十三年七月底止還清。又本季公債之抽籤者。計有四種。均於六月七日舉行。計為善後短期公債之第二次還本。軍需公債之第一次還本。七年六厘公債之第三次還本。賑災公債之第一次還本。以上四項。共為七百餘萬元云。

本季節外金融大事之足紀者。厥為日金解禁問題之懸而未決。與德國賠款專家會議之成功。按日本禁止現金自由輸出。自一九一七年(大正六年)九月十二日施行。然自一九一八年以來。日本之國際貸借。形勢變化。支付超過收入。匯價低落。震災以後。跌勢加劇。以致匯價與平價相懸愈甚。相懸愈甚。而金禁愈不易解除。金禁不解除。而匯價亦愈難回復。循環狹帶。糾紛日深。故解禁與否。年來為日本當局之難題。田中內閣初期。猶以為時期未至。後以匯率日低。受在野黨之攻擊。始漸有準備實施之意。惟欲實行。必須有種種之準備。要以財政緊縮為前提。及補充海外現金為要鍵。而見諸施行。頗非易事。金解禁之議。屢見踟躇。端由於此。

關於德國賠款問題。七國專家會議之報告書。已於六月七日簽字。大體係根據五月六日之楊沃溫案。(一)德國自一九二九年九月一日至一九六六年三月三十一日應付賠款正額(償還道威斯公債本利不在內)。與在三十七年中平均每年賠償十九萬萬八千八百八十萬金馬克之總額相等。(二)年金額第一年度為七萬萬〇八十萬金馬克。第二年度為十七萬萬七百八十萬金馬克。其後漸增。至三十七年度為二十四萬萬七百五十萬金馬克。(三)道威斯案之廢止及本案之實施日期。由政府圖定之。在本年八月三十一日以前。道威斯案仍繼續繳付。(四)三十七年後之二十二年間(即自一九六六至一九八八年)。德國應付美金之總共數目。應與協約國所應付美國債額之總數相等。照此報告。賠償總額約為三百五十萬萬金馬克。債權關於開議之初。要求年金為二十二萬三千三百萬金馬克。德國所承諾之年金為十六萬萬五千萬金馬克。結果決定為十九萬萬八千八百八十萬金馬克者。蓋由雙方之讓步也。本案之成立。不但使德國負擔固定。能確立今後之財政計畫。即債權國之利益。亦

不復如前此之動搖靡定矣。

新賠償案中。除年金條款外。最堪重視者。厥為設立國際銀行案。國際銀行之主要職務。自為掌管賠償金之領收分配及其他關於賠償證券事項。而提案之主旨。則更有遠大於此。冀其成為若干中央銀行之中央銀行。以處理相關之國際貸借事務。其資本額為美金一萬萬元。先收四分之一。由出席賠償委員會七國之中央銀行保障之。在不超過四千四百萬金元之範圍內。亦許其他各國應募。此項國際銀行。久為歐美經濟界有力者所倡導。以為賴各國間經濟的結合。足以消弭戰爭。保障和平。此次為賠償案所促成。一俟國際會議審議後。即可實現。其能為世界經濟上開一新局面。可預卜也。

COMMERCIAL AND MONETARY REVIEW

Second Quarter, 1929

Since the official settlement of the Tsinan Incident at Nanking on the 28th of March, trade between China and Japan has witnessed a gradual recovery. Contrary to the downward movement of the price of the native cotton yarn, Japanese products such as counting 20, ("Water Moon" and "Standing Horse"), counting 32, ("Beautiful Lady"), etc., rose jointly. The price of raw cotton was rather low at the end of April, reaching \$32.40; but fell again to \$30.80 in May due to a large stock on hand and an inactive demand. The divergent tendencies in the price movements of raw cotton and of cotton yarn were further strengthened on the report of the year's unprecedentedly large cotton cultivation area of 49,137,000 acres in America. Among the staple goods for export, raw silk continued dull. This may be ascribed to the following reasons: (1) the continuous depreciation of the exchange rate of silver discouraged local exporters to buy immediately unless at sufficiently low prices; (2) the appreciation of cocoon resulting from the poor harvest last spring in Kiangsu and Chekiang provinces directly increased the cost of raw silk, and Chinese merchants were naturally unwilling to sell at a deficit; (3) Chinese raw silk, white, steam filature, formerly finding its main outlet in the United States, was quoted at a low price by factories in New York for lack of uniformity. With the arrival of new products from various sources, the opening quotations of tea assumed a bright outlook, largely due to a depleted stock in Shanghai last year, and also to the action of Great Britain in putting tea upon the free list. Chinese tea imported into Great Britain had been taxed at 4 pence per pound, whereas Indian tea had been

subject to a preferential duty of $3\frac{1}{2}$ pence per pound; the new enactment, therefore, would benefit Chinese tea trade to a certain extent.

As to export prices in general as indicated by our index numbers, the various groups fell unanimously in April; but in May and June, Producers' Goods, Agricultural Products of Raw Material group, and especially Consumers' Goods, rose jointly while Animal Products registered a slight drop. Among the principal groups of import prices, Raw Materials generally rose, Producers' Goods were steady, while Consumers' Goods remained stationary. The five principal groups of the general wholesale prices moved in different directions. Cereals and Textiles descended, Metals moved in the opposite direction, while Other Food Products and Miscellaneous Goods changed very little. The general average index fell in a very slight degree.

Concerning the money market, the drop in the silver price was remarkable, with bar silver once falling to 24 pence. There were several causes, both remote and immediate, for the depreciation of silver. (1) The over-production of silver in the world, (2) the decrease in its use for coinage and the occasional enhanced supply from the melting down of old subsidiary coins in several countries, (3) the decrease in its industrial use, and (4) the gradual removal of the Indian habit in hoarding,—all these are remote causes for the downward trend of silver. The immediate cause was the exceedingly large local stock of bullion and dollars. A comparison of the silver stocks in Shanghai between this quarter and the previous period, and also between this quarter and the same period of last year is as follows:

(1) COMPARISON OF STOCKS OF SILVER IN SHANGHAI, 2ND QUARTER 1927 WITH
THE PRECEDING QUARTER.

TAELS (Sycee & Bar Silver)			D O L L A R S		
2nd. Quarter	1st. Quarter	Comparison	2nd. Quarter	1st. Quarter	Comparison
April	¥80,786,000	Jan. ¥64,819,000	April	\$131,060,000	Jan. \$109,220,000
May	¥78,857,000	Feb. ¥75,258,000	May	\$121,110,000	Feb. \$113,220,000
June	¥86,035,000	March ¥76,741,000	June	\$131,310,000	March \$122,310,000
Aver.	¥81,897,667	Aver. ¥72,140,333 (+) ¥9,752,334	Aver.	\$117,760,000	Aver. \$115,116,667 (+) \$16,243,333

(2) COMPARISON OF STOCKS OF SILVER IN SHANGHAI, 2ND QUARTER, 1929 WITH THE
CORRESPONDING QUARTER OF LAST YEAR

	TAEELS (Sycee and Bar Silver)				D O L L A R S		
	1929	1928	Comparison		1929	1928	Comparison
April	¥90,786,000	¥87,473,000		April	\$131,660,000	\$93,850,000	
May	¥78,657,000	¥37,703,000		May	\$131,110,000	\$51,350,000	
June	¥36,035,000	¥11,316,000		June	\$131,310,000	\$73,100,000	
Aver.	¥31,692,667	¥42,164,000	(+)¥39,728,657	Aver.	\$131,300,000	\$46,600,000	(+) \$46,761,000

From the foregoing table, it may be noted that the combined stock of sycee and bar silver in this quarter has increased by ¥9,752,331 over the previous quarter and by ¥39,728,667 over the same period of last year, while currency has increased by \$16,243,333 and \$46,260,000 over the previous period and the second quarter of last year respectively. The rate of increment is indeed amazing. If we compare the present figure of silver stock in Shanghai with the same ten years ago, when bar silver stood at ¥35,000,000 and currency at \$25,000,000, we shall see that the stock of bar silver has grown twofold, while the stock of silver currency has increased five-fold. But wherefore such a colossal accumulation of idle silver in Shanghai? It may be attributed to two factors: first, the large circulation of paper money; secondly, the continual importation of bar silver from foreign countries and the large arrivals of silver coins and bullion from the interior. Twenty years ago, the issuing of bank notes in Shanghai was still a novelty, and their circulation was then limited. At present, however, bank notes have been so widely used not only in local transactions, but also by merchants in the interior. The fact that the cocoon trade in Kiangsu and Chekiang has taken bank notes as substitutes for dollars as the media of exchange is a notable example. With the increasing issue of notes, there follows naturally a tremendous increase of silver in the banks' vaults. As to the large silver arrivals from the interior, they can only be assigned to the social and political unrest in China. It is not the case that the demand for dollars is less in the interior, but rather social insecurity and the cautious attitude of the saving public has forced a continuous flow of silver from the outports and up-country districts to Shanghai. The following table shows the arrivals and shipments of bar silver, sycee, and dollars for this quarter in Shanghai. With the exception of sycee, both bar silver and dollars had considerably larger arrivals than shipments.

A Comparison of Arrivals and Shipments of Bar Silver, Sycee, and Dollars
to and from Shanghai, 2nd Quarter, 1929.

	BAR SILVER		SYCEE		DOLLARS	
	Arrivals	Shipments	Arrivals	Shipments	Arrivals	Shipments
April	11,820 Bars	7,862 Bars	Nil	Nil	\$ 11,150,000	\$ 1,700,000
May	8,138 "	10,410 "	¥200,000	"	" 6,000,000	" 6,600,000
June	8,456 "	525 "	Nil	¥750,000	" 8,950,000	" 8,750,000
Total	28,414 Bars	18,797 Bars	¥300,000	¥750,000	\$ 26,100,000	\$ 17,050,000

The downward trend of the price of silver had an immediate effect upon the price of gold bar and the foreign exchange rates. In the course of the three months under review, gold bar rose heavily from ¥353.80 to above ¥377.00. Concerning the foreign exchange, sterling dropped from $2/6\frac{1}{2}$ to $2/3\frac{3}{4}$, almost approaching the lowest record of $2/3$ established in 1926. Of course the appreciation of gold was mainly attributed to the depreciation of silver, but the rise of the foreign discount rates on the one hand and large payments on foreign loans on the other undoubtedly influenced the exchange market. The figures below show the amount and time of payments of secured public debts which have been paid off during this quarter.

Name of the Loans	Dates	April	May	June
4% Russian-French Loan, 1895	20	£	£ 790,356
5% Anglo-German Loan, 1893	21	" 79,254	£ 79,254	" 79,254
4½% Supplementary Anglo-German Loan, 1898	5	" 68,795	" 68,795	" 68,795
Re-organization Loan	17	" 124,666	" 124,666	" 124,666
Peking-Mukden Railway Loan	15	" 8,625	" 8,625	" 8,625
Shanghai-Nanking Railway Loan	17	"	" 72,500	"
Shanghai-Hangchow-Ningpo Railway Loan	17	"	" 93,750	"
Total		" 281,340	" 447,590	" 1,071,686
5% French Loan 1925	30	G. \$ 232,500	G. \$ 232,500	G. \$ 232,500
5% Belgium Loan 1928	30	" 54,400	" 54,400	" 54,400
Boxer Indemnity, Italy	30	" 87,900	" 87,900	" 87,900
Total		" 372,800	" 372,800	" 372,800
Kirin-Changchun Railway Loan	12	¥ 316,875
Saupingkaï-Taonan Railway Loan	17	" 203,500
Total		" 520,375

During this period two issues of internal loans were floated. (1) The Short Term Loan for Hai-Ho Conservancy Work, amounting to \$4,000,000, bearing interest at 8% per mensem, was issued in April to cover the expenses for the improvement of river conditions and reclamation of waste land in Hopei province. The repayment of principal and interest by means of twenty semi-annual drawings of \$200,000 each from October, 1929 to April, 1939 is secured on an 8% surtax on the effective 5% duty (i. e. approximately 0.9% ad val.) collected at the Tientsin Customs. It may be noted that although this loan was nominally floated by the Ministry of Finance, the funds were to be subscribed under the auspices of the Haiho Conservancy Board of Hopei province. (2) The 18th Year Customs' Surplus Treasury Bonds, amounting to \$40,000,000, bearing interest at 7% per mensem, was launched in June. The proceeds of this loan was to be used in meeting necessary expenditures incurred in taxation adjustments and in meeting financial deficiencies during this period. The redemption covering both capital and interest by sixty-two monthly instalments of \$800,000 each from June, 1929 to July, 1934 is secured on the additional receipts of the customs revenue. On June 7th, drawings for the redemption of capital and payments of interest for four loans took place; namely, the second drawing for the 8% Rehabilitation Short-Term Bonds (善後短期公債), the first drawing of the 8% Military Supplies Loan (軍需公債), the first drawing of the Famine Relief Treasury Bonds (賑災公債), and the third drawing of the 7th Year 6% Long Term Loan (七年六厘公債). The total redemption of the four issues amounted to more than \$7,000,000.

In regard to the financial situation abroad, the question concerning the removal of Japan's gold embargo and the report issued at the conclusion of Experts' Conference on German Reparations stood out foremost. It will be recalled that a ban was put on the free export of gold by Japan on September 12, 1917. But her international credit situation has undergone, since 1918, a complete change from a favorable to an unfavorable balance, thus resulting in a continuous decline in yen exchange and after the great earthquake the situation became decidedly worse. Consequently, there was a wide difference between the exchange rate and the gold parity. As this difference became larger and larger, the possibility of removing the gold embargo became less and less and this state of affairs has in turn given rise to more adverse effects on the yen exchange. These two problems are so closely interrelated that their solution appears to be getting more and more complicated as time goes on. For several years, the question of lifting the gold embargo has confronted Japan's politicians. During the early part of

Tanaka's administration, it was generally considered that time was not ripe for the removal of embargo; but due to the heavy slump in the yen and attacks launched by the rival politicians, rumors to the effect that the gold embargo would be lifted were freely circulated. In order to carry out this measure, it is quite necessary to have a campaign of financial retrenchment and to replenish the specie holding abroad. These conditions, however, are not easy to achieve. It should, therefore, cause no surprise for the repeated postponements to lift the gold embargo despite constant discussions and proposals.

Regarding the German reparation question, a report, which is basically the Young's recommendation of May 6th, had been unanimously agreed to by the reparation experts and was issued on June 7th. The contents in brief are as follows: (1) It provides, for the period from September 1st, 1929 to March 30th, 1966, that the payments in respect to the reparation proper (excluding the service of the Dawes Loan) will be equivalent to the total amount of an average annuity of Rm. 198.8 million for a period of 37 years. (2) The annuity due in the first fiscal year will be Rm. 700.8 million; in the second year, Rm. 1,707.8 million; but the annuities rise gradually to a maximum of Rm. 2,407.5 million, which will be due in the 37th year according to the schedule. (3) It remains for the governments concerned to adopt and apply the recommendations in replacing the Dawes plan, which, however, will continue to be effective until August 30, 1929. (4) During the next 22 years following the period of 37 years (1966-1988), the total amount payable by Germany should be equivalent to the sum due to be paid over that period (1966-1988) by the former Allied countries to the U. S. A. According to this report, Germany's total indebtedness will amount to about Rm. 35,000 million. At the beginning of the Conference, the creditor nations demanded for an annuity of Rm. 2,233 million, but Germany was willing to pay only Rm. 1,650 million. The compromise reached at the final settlement is an average of Rm. 1,988.8 million. The adoption of this plan not only enables Germany to know exactly what is the total liability, but also firmly establishes the interests of the creditor nations. Aside from the annuity question under the new plan, the establishment of a new institution is proposed which is to be known as the Bank of International Settlement. It is created with a design to function as a machinery for the collection and distribution of reparation payments and also to handle various forms of reparation obligations such as railway bonds and industrial debentures. The Bank, moreover, intends to concern itself with problem of even greater import than those connected with the settlement of reparations. It

will act, in fact, as the central bank of central banks in the undertaking of the great task connected with international credits. The total capital is fixed at \$100 million gold, 25 per cent to be paid up at first, which sum is guaranteed by the central banks of the seven nations concerned. It also makes provisions for the subscription of capital by other countries, not to exceed \$44 million gold. Such an international bank has long been advocated by leading economists in Europe and America as a means in the formation of a close link of international credit structure, which will be a powerful factor, conducive not only to financial but also political stability. It may even be a potent force for the preservation of world peace. Upon the approval at the International Conference to be held later, this new plan will go into effect directly. It is to be predicted that a new visage will then be unveiled in international finance and world credit.

上海銀洋錢市說略

民國十八年第二季

銀拆 溯自一月半以來。銀拆極形鬆平。四月份因季節關係。較上月稍高。月初五日內。以中外銀行收款甚多。匯劃銀款。求過於供。銀拆曾漲至二錢。厥後復跌至一錢以下。十四日至二十三日之間。又轉漲勢。除十九二十兩日外。均在一錢以上。終以存底充裕。又復回落。月末市况轉緊。早市曾到二錢。五月份拆市變動較鉅。初以銀行大宗收款。頭短欠缺。形勢奇緊。五日高至二錢五分。嗣又跌至一錢六七分。十二日忽高至三錢。為本季最高之紀錄。十八日又跌至七分。其後以供求適度。形勢頗穩。常在一錢六七分左右。六月份上旬頗為和緩。盤旋於一二錢之間。後半月趨勢寬鬆。月末需要尤少。三十日竟跌至二分。為本季最低之紀錄。

洋厘 本年洋厘之平疲。為歷年所罕見。四月份例為滿用當令之時。厘價月初四日均在七錢一分八厘以上。嗣即下落。曾小至七錢一分七厘五。惟九日乃回至七錢一分八。蓋受廢歷二月底收解影響也。厥後復趨下游。最高不逾七錢一分七厘五。最低七錢一分六厘三七五。雖其間漲落互見。而變動要皆不鉅。二十五日起。供給轉少。需求轉增。漲風甚烈。月末曾躍出七錢二分點外。五月份各地滿洋已有回籠。洋市愈見軟弱。最小曾至七錢一分五厘六二五。若以後半月與前半月相較。則向下趨勢。顯然可見。蓋是時浙江滿洋已告罄令。蘇滿亦已成尾聲也。迨六月五日。早市竟跌至七錢一分四厘三七五。旋以南京造幣廠於四日大部分竣其之消息抵滬。會逐步趨高至七日之七錢一分六厘。究以洋底過豐。仍轉疲勢。月半以後。亦微有盤漲。二十七日曾漲至七錢一分八厘。然此乃時局謠言之故。而非商業需要之所致也。

銀角 本季小洋市價。無甚上落。四月間初在五錢八分六厘至八厘之間盤旋。嗣稍趨疲。月末又復轉漲。三十日爲五錢九分〇七五。五月份市況續呈平穩。月末爲始。漸轉疲勢。六月份更趨下游。最低且至九日之五錢八分四厘六二五。爲去秋來之最低紀錄。

銅元 銅元市價。自二月初劇跌以來。迄本季末。市面益形疲落。四月份月初七日由四百七十七千漲至四百一十一千。厥後即趨下落。大抵盤旋於四百十六千至十八千之間。五月份由四百十五千五百跌至四百二十千。旋稍回漲。六月上旬再跌至四百二十千五百。較之上季低價。又跌五百文。市勢之疲。實爲歷年所僅見。入後又略轉漲。會縮至四百十五千云。

標金 四月初英匯短縮。東匯見漲。濟案交涉解決。金市人心堅挺。價由三百五十三兩八錢漲至三百五十九兩。厥後因匯市堅定。賣氣轉盛。乃又回落。掉期以後。最小會至三百五十二兩九錢。然不久銀價續落。價復高翔。下旬之間。接高十兩之鉅。五月以後。仍繼漲增高。中旬日金又有解禁之說。會躍至三百六十九兩九錢。嗣因受日本地震及時局謠言影響。稍轉軟勢。幸以銀市日低。外匯頻縮。漲至三百七十一兩八錢。六月七日更漲至三百七十七兩六錢。厥後雖稍回落。但仍在三百七十兩關外盤旋云。

大條 邇來滬埠銀底之豐。去冒之滯。爲歷來所罕見。而大條進口。尚絡繹不絕。故倫敦方面。中國已傾向售出。同時印度亦屬賣戶之一。遂致供多求少。市價日落。四月初已小至二十五辨士七五。入後逐步下降。迨六月中已縮至二十四辨士。洵爲一般意料所不及。查自年初迄今。已跌去二辨士有零。續縮之趨勢。似尚未有艾也。

外匯 本季外匯市況。縮風甚烈。推其原因。不外下列數端。即（一）海外銀市轉疲。滬埠現銀緣以下降。（二）滬埠銀底過豐。而海外金利又高。外匯現貨之需要。緣以增加。（三）投機交易既盛。商業方面亦競事買進。以防匯市之續縮。當四月之初。英匯爲二先令六辨士五。美匯六十一元七五。法匯一千五百八十法郎。日匯爲七十二兩三七五。自六日起。即見上漲。英匯縮半辨士。爲二先令六辨士。美匯縮一元一角二分五。爲六十元六二五。法匯縮三十法郎。爲一千五百五十法郎。日匯增高一兩二錢五。爲七十三兩六二五。變動之劇。可稱罕見。厥後轉趨停頓。掛牌不動者。互半月之久。廿三日起。匯市愈趨昂貴。五六兩月。繼續縮小。英匯縮至二先令三辨士七五。美匯縮至五十六元。法匯跌至一千四百三十五法郎。日匯漲至七十八兩六二五。此種價格。幾與一九二六年十月之最低紀錄相等。若滬埠銀銷仍不動。則上述趨勢。恐有延長或且加甚之可能也。

REVIEW OF MONEY MARKET IN SHANGHAI

Second Quarter, 1929

NATIVE INTEREST Ever since the latter half of January of this year, the rate of native interest has been very low. During the first five days of April, owing to an excessive demand for a large volume of bank settlements it soared up to $\$0.20$, from which figure it soon dropped to below $\$0.10$. Between the 14th and 23rd inclusive, there was again an upward tendency, rising above $\$0.10$, with the exception on the 19th and 20th. Due to the local heavy stock of silver, a downward trend was resumed, but the rate turned stringent at the end of the month, and again reached $\$0.20$. Considerable fluctuation was experienced in May, rising up to $\$0.25$ on the 5th,—a situation created largely by the fact that there was a shortage in supply to meet large funds to be received by the banks. Soon afterwards, it receded to about $\$0.16$; jumping to $\$0.30$ on the 12th, the highest point recorded for this quarter, but again falling down to $\$0.07$ on the 18th. There-after, the trend was quite steady, hovering about $\$0.16$ and $\$0.17$. During the early part of June, it ranged between $\$0.10$ and $\$0.20$, but weakened in the latter half due to an inactive demand. Finally on the 30th, it sank down to $\$0.02$, being the lowest point in this quarter.

CHINESE DOLLARS Very seldom do we witness as dull a season in the rate of silver dollars as in the present year. In April, there was a customary demand for funds in financing the silk and cocoon industry, the rate being above $\$0.718$ during the first four days. Afterwards it depreciated, however, to $\$0.7175$ but returned to $\$0.718$ on the 9th, largely under the influence of financial settlements at the end of the second month according to the old calendar. Since then, a downward movement was observed with occasional fluctuations, but the range of variation never amounted to any considerable degree. Beginning with the 25th, there was a decidedly appreciating tone as a result of increasing demand, causing a rise above $\$0.72$ by the end of the month. By the return of the funds, which were previously necessitated for moving silk cocoons to the market in May, it gradually weakened, reaching a minimum at $\$0.715625$. Taking a comparison between the first and second half of the month, a downward tendency became apparent, as the cocoon industry was coming to an end seasonally both in Kiangsu and Chekiang provinces. The opening quotation dropped to $\$0.714375$ on the 5th of June.

However, on account of the destruction on the 4th of a large portion of the Nanking mint by fire, it gradually rose up to $\$0.716$ on the 7th, but resulted in an eventual fall owing to the excessive stock of silver. After the middle of the month, there was some appreciation, once attaining $\$0.718$ on the 27th, attributable not to any commercial necessity, but rather to political factors.

SUBSIDIARY COINS During this quarter the movement of the rate of small silver coins was characterized by a general steadiness. Fluctuations between $\$0.586$ and $\$0.588$ were observed in the beginning of April, and, after showing a sign of relaxation, rose up to $\$0.59075$ towards the end of the month. The trend remained quite smooth during May, but a weakening tendency began to set in by the end of the month, becoming more pronounced in June and registering at $\$0.584625$ on the 9th, the lowest figure since last fall.

COPPER COINS Having experienced a marked depreciation since February this year, the situation for copper coins has been in a very low condition. In the first seven days of April, the rate rose from 417 to 411 thousand, but declined later ranging between 416 and 418 thousand. A drop from 415.5 to 420 thousand was witnessed in May. Though there was a slight upward return, it precipitated in the early part of June down to 420.5 thousand, being half a thousand lower than the previous record established in the last quarter. At a later date, it returned to 415 thousand.

GOLD BAR Under the influence of the exchange situation and the settlement of the Tsinan incident at the beginning of this quarter, the gold market strengthened, rising from $\$353.8$ to $\$359$. Later, owing to stiffness in exchange market, there was a tendency to dispose of holdings, resulting in a downward movement with a minimum at 352.9. As the depression in the price of silver persisted, gold tended higher, increasing by ten teals at the latter part of the month. It continued to rise and once reached the high figure of $\$396.9$, being largely influenced by the rumored lifting of the Japanese gold embargo in the middle of May. Subsequently, some disturbing factors, such as the Japanese earthquake and uncertainty in political outlook, caused gold to weaken slightly, but owing to the persistent fall of silver and the continued shrinkage in foreign exchange, it rose up to $\$371.8$, reaching $\$377.6$ on the 7th of June. A slight reversion was set in afterwards, but it generally fluctuated around $\$370$.

BAR SILVER Rarely when the local stock of silver has reached such a high level, and yet at the same time the import of bar silver continued to pour in. On the London market, China and India

have both been more disposed to sell, resulting in an over supply, thus accentuating the decline in the price of silver. At the beginning of April, it was already at a low figure of 25½d., but receded gradually to 24d. by the middle of June. From the beginning of this year up to the present, the price of silver shortened by more than two pence. It may be anticipated that the same tendency will continue for some time to come.

FOREIGN EXCHANGE During this quarter there was a marked appreciation in the gold exchange rate. The following reasons may be submitted to explain this phenomenon. (1) Owing to the depreciation of silver abroad, a sympathetic decline occurred in local price. (2) On account of the accumulated silver stock in Shanghai, and high interest rate abroad, there was an increasing demand for spot exchange. Due to the activities of speculators, there was a competitive tendency to book exchanges on the part of merchants as a means to cover losses. At the beginning of April, the sterling, gold dollar, franc and yen exchanges stood at 2/6.5, \$61.75, 1580 francs, and 72.375 respectively. From the 6th. onward, they have advanced to 2/6, \$60.625, 1550 francs, and 73.625 respectively. Such violent fluctuations were seldom paralleled. For almost more than a half month thereafter, the market was at a standstill. From the 23rd. onward, the situation resumed its former appreciating trend. During the months of May and June, the same tendency prevailed with sterling at 2/3.75, U. S. gold at \$56, franc at 1435 francs and the yen exchange at 78.625. It may be noted that such low quotations almost approached the lowest record established in October of 1926. Should there be no considerable movement of the present large stock of silver in Shanghai, it is very likely that the upward tendency would continue for some time, and become possibly higher still.

上海銀洋錢市表

民國十八年第二季

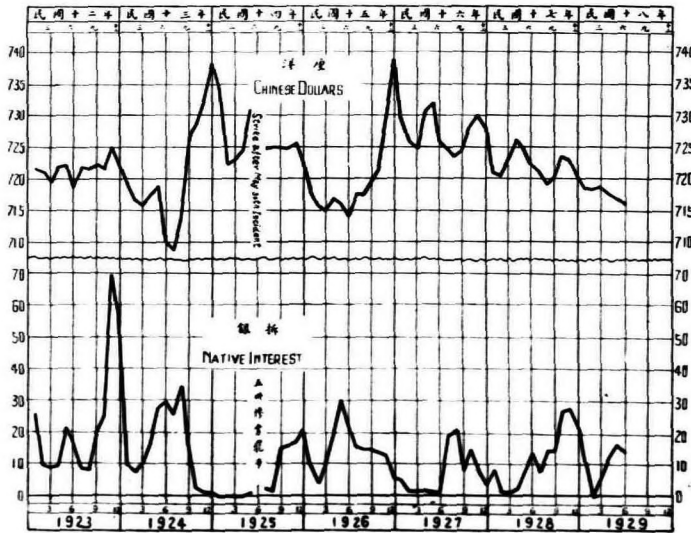
Native Interest, Chinese Dollars, and Subsidiary Coins in Shanghai, Second Quarter, 1929.

月份	最高 最低 平均	銀拆 每規銀千兩 日息 Native Interest %	洋厘 每元合規 銀價 Chinese Dollar %	小洋(廣東)	小洋(江甯)	小洋	銅元	銅元
				每小洋十角 合規銀 Dimes Kwangtung %	每小洋十角 合規銀 Dimes (Kiangnan)	每小洋一角 合規元 One Dime (Coppers)	每規銀一兩 合銅元 Copper Coins (Per tael)	每大洋一元 合銅元 Copper Coins (Per Dollar)
四月份 April	Highest	0.20	0.7204375	0.59075	0.619	24.6	418.0	300.5
	Lowest	0.07	0.7165	0.58525	0.615	24.1	411.0	295.0
	Average	0.11	0.7176875	0.586375	0.617	24.4	416.3	298.5
五月份 May	Highest	0.30	0.719375	0.5905	0.635	24.7	420.0	301.1
	Lowest	0.09	0.71875	0.58525	0.6185	24.4	415.5	298.7
	Average	0.17	0.7170625	0.587875	0.62425	24.6	418.0	299.9
六月份 June	Highest	0.19	0.7179375	0.5875	0.631	24.6	420.5	300.7
	Lowest	0.03	0.715125	0.584625	0.614	24.4	415.0	297.8
	Average	0.12	0.7161875	0.5855625	0.6195	24.5	418.5	300.0

上海洋厘銀拆比較圖

民國十二年一月至十八年六月

Chart of the Movements of the Rate of Chinese Dollars and the Rate of Native Interest
Jan., 1923-June, 1929.



上海國外匯兌表

民國十八年第二季

Foreign Exchange Rates in Shanghai, Second Quarter, 1929.

		英幣	日幣	美幣	法幣	德幣	爪哇幣	印度幣	香港幣	新加坡幣
		倫敦一兩合	日金百元合	紐約百兩合	巴黎百兩合	漢堡百兩合	爪哇幣百兩合	印度幣百兩合	香港幣百元合	新加坡幣百元合
		London	Yokohama	New York	Paris	Hamburg	Java	India	Hongkong	Singapore
四月份 April	最高 Highest	2/6 1/2	75 5/8	61 3/8	1580	260	154	169 7/8	80 1/2	94 3/4
	最低 Lowest	2/5 1/2	72 3/8	59 5/8	1525	251 1/2	148 1/2	164 1/2	79 1/2	91 1/2
	平均 Average	2/5.950	73.765	60.530	1548.400	255.330	150.970	166.580	79.705	93.370
五月份 May	最高 Highest	2/5 1/2	76 3/8	59 5/8	1525	251 1/2	148 1/2	164 1/2	82 1/2	96 3/4
	最低 Lowest	2/4 3/4	74 1/8	58	1485	244	144 3/4	160 1/2	80 1/2	94 3/4
	平均 Average	2/5.183	75.825	58.957	1509.040	248.240	146.810	162.680	81.245	95.680
六月份 June	最高 Highest	2/4 1/2	78 5/8	57 1/2	1470	241 1/2	143 1/2	159 1/2	83 1/2	100 1/2
	最低 Lowest	2/3 3/4	76 3/8	56	1435	235	139 3/4	155	82	97 1/2
	平均 Average	2/4.076	77.467	56.674	1450.870	237.935	141.326	156.951	82.984	99.022

上海關銀兌換表

民國十八年第二季

Shanghai Customs Rates of Exchange, Second Quarter, 1929.

		英幣	日幣	美幣	法幣	德幣	意幣	印度幣	香港幣
		Sterling	Yen	Gold Dollar	Franc	Marks	Lire	Rupee	Hongkong Dollar
四月份 April		H.K. \$6.88	1.53	H.K. \$1.42	18.01	2.96	13.47	1.93	1.42
五月份 May		H.K. \$6.94	1.54	H.K. \$1.43	17.87	2.94	13.35	1.91	1.41
六月份 June		H.K. \$7.05	1.52	H.K. \$1.45	17.60	2.90	13.15	1.89	1.41

上海金銀市價表

民國十八年第二季

Prices of Bar Silver and Gold Bars in Shanghai, Second Quarter, 1929.

		大條 Bar Silver				標金 Gold Bar		
		倫敦近期 (Spot) (Pence)	倫敦遠期 (Forward) (Pence)	紐約 (New York) (cents, gold)	孟買 (Bombay) (Rupees)	開盤 (Opening)	收盤 (Closing)	平均 (Average)
四月份 April	最高 Highest	25 1/8	26	56 1/2	59.05	366.1	368.7	367.4
	最低 Lowest	25 3/8	25 3/4	54 3/4	57.07	353.3	353.3	353.5
	平均 Average	25 1/4	25 1/2	55 3/4	58.26	357.7	357.9	357.8
五月份 May	最高 Highest	25 1/8	25 3/8	55	57.15	371.4	370.4	371.0
	最低 Lowest	24 7/8	24 1/2	52 1/2	56.97	361.4	362.4	362.6
	平均 Average	25 1/8	25 1/8	54 3/8	56.81	366.5	366.6	366.6
六月份 June	最高 Highest	24 1/2	24 3/8	53	56.14	377.2	376.6	376.8
	最低 Lowest	24 1/8	24 1/8	51 1/2	55.93	369.3	369.3	369.1
	平均 Average	24 3/8	24 5/8	52 1/8	55.43	372.2	372.1	371.8

* 係根據每日最高最低開盤收盤四項價格之平均計算。

* Based upon averages of the highest, lowest, opening and closing quotations on each day.

上海洋厘銀拆表

民國九年至十八年六月

Native Interest and Chinese Dollars in Shanghai, 1920-June, 1929.

	銀 拆 Native Interest			洋 厘 Chinese Dollars		
	最高 Highest	最低 Lowest	平均 Average	最高 Highest	最低 Lowest	平均 Average
民國九年	0.70	0.60	0.292	0.746	0.71475	0.730292
民國十年	0.70	0.60	0.310	0.735	0.7135	0.722740
民國十一年	0.70	0.60	0.282	0.730	0.714375	0.724335
民國十二年	0.70	0.60	0.281	0.731	0.716	0.721470
民國十三年	0.70	0.60	0.157	0.750	0.707	0.720865
民國十四年	0.45	0.60	0.095	0.740	0.71625	0.725089
民國十五年	0.50	0.02	0.151	0.7456875	0.712	0.720240
民國十六年	0.50	0.02	0.077	0.736875	0.7224375	0.727458
民國十七年	0.55	0.60	0.128	0.729125	0.718125	0.722240
民國十八年						
一月	0.25	0.00	0.09	0.726	0.719	0.72125
二月	0.02	0.00	0.02	0.721	0.719875	0.7205
三月	0.05	0.00	0.02	0.729	0.720625	0.723
四月	0.05	0.02	0.035	0.729125	0.72475	0.7266875
五月	0.55	0.03	0.09	0.72775	0.718125	0.724575
六月	0.34	0.06	0.14	0.72485	0.729	0.7225
七月	0.26	0.04	0.07	0.72225	0.7205	0.7215
八月	0.29	0.07	0.15	0.72925	0.719875	0.719375
九月	0.45	0.08	0.15	0.721625	0.718625	0.720375
十月	0.40	0.18	0.275	0.72575	0.72125	0.7239375
十一月	0.40	0.20	0.28	0.7255	0.72225	0.723
十二月	0.45	0.16	0.22	0.722875	0.7185	0.719875
民國十九年						
一月	0.30	0.02	0.11	0.719875	0.71675	0.718125
二月	0.20	0.00	0.00	0.719	0.71675	0.7186625
三月	0.08	0.00	0.05	0.719625	0.718	0.718625
四月	0.20	0.07	0.11	0.7204375	0.7165	0.7170875
五月	0.30	0.09	0.17	0.719875	0.71575	0.7170625
六月	0.19	0.03	0.12	0.7179875	0.715125	0.7161875

先令市價表

(民國七年一月至十七年十二月)

Table of Bank's Selling Rate for Sterling T. T. from January, 1918-December, 1928

	七年 1918	八年 1919	九年 1920	十年 1921	十一年 1922	十二年 1923	十三年 1924	十四年 1925	十五年 1926	十六年 1927	十七年 1928
一月 Jan.	4/4	5/0 ¹ / ₄	7/11 ¹ / ₂	3/10 ¹ / ₂	3/6	3/0 ¹ / ₂	3/3 ¹ / ₂	3/1 ⁵ / ₈	3/0 ² / ₂	2/6	2/7 ¹ / ₄
二月 Feb.	4/3	4/9 ¹ / ₄	8/8 ³ / ₄	3/3	3/3	3/0 ¹ / ₂	3/3 ¹ / ₂	3/1 ⁷ / ₈	3/0 ¹ / ₂	2/6 ² / ₂	2/6 ¹ / ₄
三月 Mar.	4/3 ⁷ / ₈	4/7 ⁹ / ₈	7/7 ³ / ₄	3/0	3/1 ³ / ₄	3/1 ¹ / ₂	3/2 ³ / ₄	3/1	2/11 ¹ / ₂	2/5	2/6 ¹ / ₄
四月 Apr.	4/5	4/9 ¹ / ₂	6/7 ¹ / ₂	3/2	3/4	3/2	3/2 ¹ / ₄	3/0 ¹ / ₂	2/10 ¹ / ₂	2/6 ¹ / ₂	2/6 ³ / ₄
五月 May	4/5 ^{1 1} / ₄	5/1 ⁹ / ₈	5/11 ¹ / ₂	3/2	3/6	3/2 ¹ / ₄	3/2 ³ / ₄	3/0 ¹ / ₂	2/11 ¹ / ₂	2/6 ¹ / ₄	2/5 ¹ / ₄
六月 June	4/7	5/3	5/0	3/4	3/6 ¹ / ₂	3/1 ¹ / ₄	3/3 ¹ / ₄	3/1 ¹ / ₂	2/11 ¹ / ₂	2/0 ² / ₂	2/5 ¹ / ₄
七月 July	4/9	5/4	5/2 ¹ / ₂	3/7 ¹ / ₂	3/6	3/0 ¹ / ₂	3/3 ¹ / ₄	3/1 ¹ / ₂	2/11	2/6 ¹ / ₂	2/7 ¹ / ₂
八月 Aug.	4/10 ¹ / ₂	5/9 ¹ / ₄	5/10 ¹ / ₂	3/8	3/5	3/0 ¹ / ₂	3/3	3/2	2/9 ¹ / ₂	2/5 ¹ / ₂	2/7 ¹ / ₂
九月 Sept.	5/3	6/0	5/10 ³ / ₄	3/8	3/5 ³ / ₄	3/1	3/4 ¹ / ₂	3/2 ³ / ₄	2/9 ¹ / ₂	2/5 ¹ / ₂	2/7 ¹ / ₂
十月 Oct.	5/2 ¹ / ₂	6/4 ¹ / ₂	6/4 ¹ / ₂	3/11 ¹ / ₂	3/4 ¹ / ₂	3/0 ¹ / ₂	3/5	3/2 ¹ / ₂	2/5	2/6	2/7 ¹ / ₂
十一月 Nov.	5/0	6/11 ¹ / ₂	5/0	3/9	3/2	3/2	3/3	3/1 ¹ / ₂	2/5	2/7	2/7 ¹ / ₂
十二月 Dec.	5/1	7/7 ¹ / ₂	4/1 ¹ / ₂	3/7	3/1	3/3 ³ / ₄	3/2 ³ / ₄	3/1	2/4 ³ / ₄	2/7 ¹ / ₂	2/7

本表中各年份之最高最低價，係根據各該年之每日市價，平均一項，則就每年中之各月中取平均計算而得，與前項本報所載，雖有出入，合併聲明。

The annual highest and lowest figures are based upon daily quotations throughout each year while the annual averages are averages of medians of each month within the period.

倫敦大條銀市價表

(民國三年一月至十七年十二月)

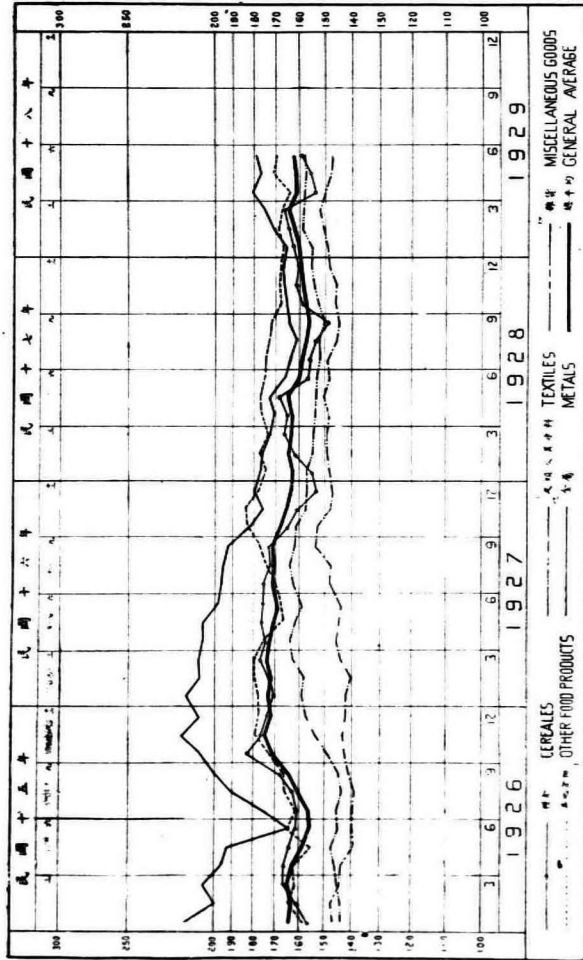
Table of London Price of Bar Silver from January, 1914 to December, 1928

		一月	二月	三月	四月	五月	六月	七月	八月	九月	十月	十一月	十二月
		Jan.	Feb.	Mar.	Apr.	May	June	July	Aug.	Sept.	Oct.	Nov.	Dec.
三年 1914	最高 Highest	26 3/8	26 1/8	27	27 1/8	27 1/2	26 1/2	26 7/8	27 1/2	25 3/8	24 1/2	23	22 1/2
	最低 Lowest	26 3/8	26 7/8	26 3/8	26 3/8	25 7/8	25 1/8	23 3/8	24	22 3/8	22 3/8	22 3/8
	平均 Average	26 3/8	26 7/8	26 1/8	27	26 7/8	25 7/8	24 7/8	27 1/2	24 1/2	22 3/8	22 3/8	22 3/8
四年 1915	最高 Highest	22 1/2	23	24 1/2	23 1/2	23 3/8	23 3/8	22 1/2	23 1/4	23 1/2	24 1/2	27 1/2	27 1/8
	最低 Lowest	22 1/2	22 3/8	23 1/8	22 1/2	22 1/2	22 1/2	22 1/2	22 1/2	22 1/2	23	23 1/2	24 1/8
	平均 Average	22 1/2	22 3/8	24 1/8	23 1/8	23 3/8	23 1/2	22 3/8	22 1/2	22 1/2	23 3/8	23 1/2	25 3/8
五年 1916	最高 Highest	27 1/8	27 1/2	28 1/8	34 1/2	37	32 1/2	31	32	32 1/2	32 1/2	35 1/2	36 1/8
	最低 Lowest	26 1/2	26 1/2	26 1/8	28 1/8	32 1/2	30	28 3/8	30 3/8	32	32 1/2	32 1/2	35 1/8
	平均 Average	27	26 1/8	27 1/8	31 1/2	34 1/8	31 7/8	29 1/2	31 1/2	32 1/2	32 1/2	33 3/8	36 1/8
六年 1917	最高 Highest	37 5/8	38 1/2	37 1/2	37 1/2	38 1/2	39 1/2	41 1/2	46	55	47 1/2	46 1/2	48 1/2
	最低 Lowest	36	37 5/8	35 1/2	36 1/2	37 1/2	38	39 1/2	39 1/2	46	41 1/2	42 1/2	42 1/2
	平均 Average	36 3/8	37 3/8	36 3/8	37 1/8	37 1/2	38 1/2	40 1/2	42 1/2	50 1/2	44 1/2	44 1/2	43 1/2
七年 1918	最高 Highest	45 1/2	43 1/2	46	49 1/2	49 1/2	48 1/2	48 1/2	49 1/2	49 1/2	49 1/2	49 1/2	48 1/2
	最低 Lowest	43 1/2	42 1/2	42 1/2	45 1/2	48 1/2	48 1/2	48 1/2	48 1/2	49 1/2	49 1/2	49 1/2	48 1/2
	平均 Average	44 1/2	42 1/2	44 1/2	47 1/2	49 1/2	48 1/2	48 1/2	49 1/2	49 1/2	49 1/2	49 1/2	48 1/2
八年 1919	最高 Highest	48 1/2	49 1/2	49 1/2	49 1/2	58	54 1/2	55 1/2	61 1/2	63 1/2	66 1/2	76	79 1/2
	最低 Lowest	48 1/2	47 1/2	47 1/2	47 1/2	48 1/2	48 1/2	53 1/2	53	58	62 1/2	66 1/2	72 1/2
	平均 Average	48 7/8	48 7/8	48 3/8	49 1/2	53 1/2	54	54 1/2	58 1/2	60 1/2	64 1/2	70 1/2	75 1/2
九年 1920	最高 Highest	85	89 1/2	84	72 1/2	65 1/2	57 1/2	56 1/2	63 1/2	63	59 1/2	54 1/2	44 1/2
	最低 Lowest	75 5/8	82	75 3/8	75	57 1/2	44	51 1/2	56 1/2	57 1/2	50 1/2	46 1/2	38 1/2
	平均 Average	80 5/8	85 3/8	79 3/8	73 3/8	61 1/2	50 1/2	53 1/2	60 1/2	60 1/2	54 1/2	50 1/2	41 1/2
十年 1921	最高 Highest	42 1/2	37 1/2	33	36 1/2	35 1/2	35 1/2	39 1/2	39 1/2	43 1/2	42 1/2	40 1/2	37 1/2
	最低 Lowest	36 3/8	31 3/8	30 3/8	32 3/8	33 3/8	33 3/8	35 1/8	36 1/8	37 1/8	39 1/8	37 1/8	34 3/8
	平均 Average	39 3/8	34 3/8	31 3/8	34 3/8	34 3/8	34 3/8	37 1/8	37 1/8	40 1/8	41	39 3/8	36 3/8
十一年 1922	最高 Highest	35 1/2	33 1/2	33 1/2	35 1/2	37 1/2	36 1/2	36 1/2	35 1/2	35 1/2	35 7/8	34 1/8	32 7/8
	最低 Lowest	34 1/2	32 1/2	32 1/2	33 1/2	34 1/2	35 1/2	35	34 1/2	36 1/2	33 1/2	31 1/2	30 1/2
	平均 Average	35	33 3/8	33	34 1/8	35 3/8	35 3/8	35 3/8	34 1/8	35 3/8	34 7/8	32 5/8	31 1/8
十二年 1923	最高 Highest	32 1/2	31 1/2	32 1/2	33 1/2	32 1/2	32 1/2	31 1/2	31 1/2	32 1/2	32 1/2	30 1/2	33 1/2
	最低 Lowest	31 1/2	30 1/2	31 1/2	31 1/2	32	31 1/2	30 1/2	30 1/2	30 1/2	31 1/2	31 1/2	33
	平均 Average	31 1/2	30 1/2	32 1/2	32 1/2	32 1/2	31 1/2	30 1/2	30 1/2	31 1/2	31 1/2	32 1/2	33 1/2
十三年 1924	最高 Highest	34 1/2	34 1/2	33 1/2	33 1/2	35	35 1/2	34 1/2	34 1/2	35 1/2	36 1/2	34 1/2	33 1/2
	最低 Lowest	32 1/2	32 1/2	33 1/2	32 1/2	32 1/2	34 1/2	34 1/2	33 1/2	34 1/2	34 1/2	33 1/2	31 1/2
	平均 Average	33 1/2	33 1/2	33 1/2	33 1/2	33 1/2	34 1/2	34 1/2	34 1/2	34 1/2	35 1/2	33 1/2	32 1/2
十四年 1925	最高 Highest	32 1/2	32 1/2	32 1/2	31 1/2	31 1/2	32 1/2	32 1/2	33	33	33 1/2	32 1/2	32 1/2
	最低 Lowest	31 1/2	32 1/2	31 1/2	31 1/2	31 1/2	31 1/2	31 1/2	32	32	32 1/2	31 1/2	31 1/2
	平均 Average	32 1/2	32 1/2	31 1/2	31 1/2	31 1/2	31 1/2	31 1/2	32	32 1/2	32 1/2	31 1/2	31 1/2
十五年 1926	最高 Highest	31 1/2	31 1/2	30 1/2	30 1/2	30 1/2	30 1/2	30 1/2	29 1/2	29 1/2	28 1/2	26	25 1/2
	最低 Lowest	30 1/2	30 1/2	30 1/2	29 1/2	29 1/2	29 1/2	29 1/2	29 1/2	27	24 1/2	24 1/2	24 1/2
	平均 Average	31 1/2	30 1/2	30 1/2	29 1/2	29 1/2	29 1/2	29 1/2	29 1/2	28 1/2	26 1/2	24 1/2	24 1/2
十六年 1927	最高 Highest	27 1/2	27 1/2	26 1/2	26 1/2	26 1/2	26 1/2	26 1/2	26 1/2	25 1/2	25 1/2	26 1/2	27
	最低 Lowest	24 1/2	26 1/2	25 1/2	25 1/2	26 1/2	26 1/2	26 1/2	25 1/2	24 1/2	25 1/2	26 1/2	26 1/2
	平均 Average	25 1/2	26 1/2	25 1/2	26 1/2	26 1/2	26 1/2	26 1/2	25 1/2	25 1/2	25 1/2	26 1/2	26 1/2
十七年 1928	最高 Highest	26 1/2	26 1/2	26 1/2	26 1/2	26 1/2	27 1/2	27 1/2	27 1/2	26 1/2	27 1/2	27 1/2	26 1/2
	最低 Lowest	26 1/2	26 1/2	26 1/2	26 1/2	26 1/2	27 1/2	27 1/2	27 1/2	26 1/2	26 1/2	26 1/2	26 1/2
	平均 Average	26 1/2	26 1/2	26 1/2	26 1/2	27 1/2	27 1/2	27 1/2	27 1/2	26 1/2	26 1/2	26 1/2	26 1/2

上海躉售物價指數圖

民國十五年一月至十八年六月

Chart of Index Numbers of Wholesale Prices in Shanghai, Jan., 1926-June, 1929



十八年第二季之上海躉售物價指數

本會所編之十八年第二季上海躉售物價指數均爲一六一·八。比上季平均低百分之〇·二(見乙表)。比去年同季落百分之〇·四(見丙表)。足見本季內總指數尙稱平穩。季內總指數之最高點爲六月份之一六二·六。最低點爲四月份之一六一·二。相差一·四(見甲表)。似有上升之趨勢。惟其變動。則甚和緩。五大類中各月指數最高低之差。以其他食物類爲最大。糧食類次之。金屬類與疋頭及其原料類又次之。而以雜貨類爲最小。物價變動之程度。常以貨品性質而異。觀於本季各類指數之變動狀況。足見一斑。

惟本季總指數變動雖微。而各類指數與上季比較之漲落。則堪注意。糧食類落百分之四·八。米市因天氣亢旱。遍地蟲災。人心望高。黃豆隨連市趨昂。惟小麥因洋麥充斥。新貨復已上市。麵粉亦以津市趨疲。與蠶豆、菜菔豆同呈跌風。其他食物類中漲落劇烈者較多。如薩門魚以黃魚值令而慘落。生油粵銷不暢。雞蛋又令銷滯。荔枝乾收成豐稔。與海帶、香菌一致猛跌。紅綠茶則以出新之貨例較陳貨爲價高。又以英國免徵茶進口稅。有推銷之望。而開價激漲。蛋白、瓜子亦均翔貴。徒以漲落兩相抵銷。該類指數因之僅落百分之〇·一。疋頭及其原料類指數低百分之一·四。由於黃白絲外銷不振。本廠棉紗滯存充實。且海外紗價報跌所致。金屬類指數上升百分之四·三。五金市况。同業鑒於外匯高昂。成本加重。公議增價。但該業近年來連遭不振。市價雖見增高。終不免外強中乾之象。雜貨類指數增百分之〇·四。其中燃料類跌百分之〇·八。柴、炭之到滬去滯。市價低落。爲其主因。建築材料類落百分之〇·二。白松、柚木現貨軋缺。價稍上漲。紅瓦來源較裕。微有跌落。工業用品類各品漲落極微。燒鹼、靛油與各種染料均稍上漲。指數遂升百分之一·三。其他物品類指數漲百分之二。紅牛皮以滬交清寂。棧存充實。煙葉亦以霧令銷滯。與生牛皮、籽油、洋磁盆等同趨下落。但刺油則以鄂地欠靖。來源稀少。桐油成本高昂。與毛邊紙、紅車油、豆餅、肥皂、洋針、火酒等一致上漲。復以漲勢超過。結果該類指數仍見上升云。

(甲)本年第二季各類指數最高最低點及其差數表

	糧食	其他食物	疋頭		雜			貨		平均	總平均
			及其原料	金屬	燃料	建築材料	工業用品	其他物品			
最高	159.4(6)	171.0(5)	149.9(4)	180.2(4)	159.4(6)	153.3(6)	169.2(4)	150.8(4)	158.0(4)	162.6(6)	
最低	153.0(4)	164.0(4)	146.9(6)	176.6(5)	158.8(4)	152.0(5)	168.9(6)	149.3(5)	157.4(5)	161.2(4)	
差數	5.8	7.0	3.0	3.7	0.6	1.3	0.4	1.5	0.6	1.4	

括號中數字表示月份。

(乙)本年第二季與第一季之平均指數比較表

(丙)本年第二季與去年第二季之平均指數比較表

類 別	十八年第二季 十八年第一季		漲(十) 或 落(-)	類 別	十八年第二季 十八年第一季		漲(十) 或 落(-)
	平 均	平 均			平 均	平 均	
糧 食	156.2	164.0	- 4.8%	糧 食	156.2	163.9	- 4.7%
其 他 食 物	168.3	168.4	- 0.1%	其 他 食 物	168.3	176.7	- 4.8%
疋 頭 及 其 原 料	148.2	150.3	- 1.4%	疋 頭 及 其 原 料	148.2	149.0	- 0.5%
金 屬	178.7	171.3	+ 4.3%	金 屬	178.7	166.6	+ 5.4%
雜 貨	157.8	157.2	+ 0.4%	雜 貨	157.8	153.5	+ 2.8%
燃 料	159.1	160.4	- 0.8%	燃 料	159.1	159.6	+ 3.6%
建 築 材 料	152.8	153.1	- 0.2%	建 築 材 料	152.8	152.8	—
工 業 用 品	169.1	166.9	+ 1.3%	工 業 用 品	169.1	161.7	+ 4.6%
其 他 物 品	159.0	148.4	+ 1.1%	其 他 物 品	159.0	146.0	+ 2.7%
總 平 均	161.8	162.2	- 0.2%	總 平 均	161.8	162.5	- 0.4%

The Index Numbers of Wholesale Prices in Shanghai

Second Quarter, 1929

The index number of wholesale prices in Shanghai for this quarter was 161.8 on the average, being 0.2% and 0.4% lower as compared with the previous quarter and the corresponding period of last year respectively. A fairly steady movement was noted in the general average, whose maximum and minimum points stood at 162.6 and 161.2 in June and April respectively, showing a difference of 1.4 (see Table A). Among the five principal groups, Other Food Products had the highest degree of fluctuation; Cereals, Metals and Textiles came next in order, while Sundries recorded the smallest change. The extent of fluctuation in prices varies frequently with the nature of commodities as witnessed in the group indices for this period.

Notwithstanding the slight variation in the general average, a comparison of the fluctuations in the group indices between this and last period is worthy of note. The situation of rice was on an upward trend in anticipation of a hard time owing to the long drought and damages done by the insects. Yellow beans tended higher in response to the Darien market. On the other hand, wheat slackened because of abundant arrivals from foreign countries coupled with the marketing of new crops. Flour dropped in prices on account of the adverse influence of the Tientsin market. A fall was also registered for broad and green beans. Consequently, the net result was a drop of 4.8% for the index number of Cereals.

In Other Food Products, Japanese salt fish sank heavily due to the coming to season of yellow fish. The demand for groundnut oil was very slight. Eggs were sluggish in summer. Dried lichess had an abundant harvest and experienced heavy fall concurrently with seaweed and mushroom. Black and green tea appreciated considerably in price on account of higher quotations usually on new products and also in anticipation of a larger volume of trade with Great Britain following the duty exemption clause on imported tea recently made in that country. Albumen and melon seeds ascended likewise. However, on account of the counterbalancing effects among its constituents the index number of that group fell by 0.2%. Textiles declined by 1.4% owing to the sluggish demand of raw silk from foreign countries and to the large local stock of cotton yarn, the latter being also influenced by a reported fall abroad. The group for Metals rose by 4.3%. In view of the foreign exchange situation, metal dealers decided to increase their quotations. Trade conditions in metals, however, remained poor. The indice for Miscellaneous Goods appreciated by 0.4%. Among the sub-group, Fuels fell by 0.8%, largely due to the weakness of firewood and charcoals. A negligible drop of 0.2% was noted in Building Materials, in which Japanese pine and teak appreciated slightly, whereas red tile suffered a gentle fall. Industrial Materials were stable; but the high prices for caustic soda, indigo and aniline dyes brought the group indice 1.3% higher. In Sundries, red leather, tobacco leaves, buffalo hides, cotton seed oil, enamelled basin dropped jointly, but vegetable tallow, wood oil, Fukien paper, red engine oil, bean cake, laundry soap, needle and alcohol all ascended, resulting in a net increase of 1.1% in the index number of that group.

A Comparison between the Maximum and Minimum Index Numbers for the Second Quarter, 1929.

	Cereals	Other Food Products	Textiles	Metals	Miscellaneous Goods				Average	General Average
					Fuels	Building Materials	Industrial Materials	Sundries		
Highest	159.4(6)	171.0(5)	149.3(4)	110.3(4)	159.4(6)	153.3(6)	149.3(4)	150.8(4)	158.0(4)	162.6(6)
Lowest	138.0(4)	164.0(4)	146.9(6)	176.6(5)	158.8(4)	152.0(5)	168.9(6)	149.3(5)	157.4(5)	161.2(4)
Difference	5.8	7.0	3.0	3.7	0.6	1.3	0.4	1.5	0.6	1.4

Figures in brackets refer to months.

"B" Comparison of Average Index Numbers with the Preceding Quarter

Group	Average for the 2nd. quarter, 1929	Average for the 1st. quarter, 1929	Rise (+) or Fall (-)
Cereals	156.2	164.0	- 4.8%
Other Food Products	164.3	168.4	- 0.1%
Textiles	148.2	150.3	- 1.4%
Metals	178.7	171.3	+ 4.3%
Miscellaneous Goods	157.8	137.2	+ 0.4%
Fuels	159.1	100.4	- 0.8%
Building Materials	152.8	153.1	- 0.2%
Industrial Materials	169.1	166.9	+ 1.3%
Sundries	150.0	148.4	+ 1.1%
General Average	161.8	162.2	- 0.2%

"C" Comparison of Average Index Numbers with the Corresponding Quarter of Last Year

Group	Average for the 2nd. quarter, 1929	Average for the 2nd. quarter, 1928	Rise (+) or Fall (-)
Cereals	156.2	168.9	- 4.7%
Other Food Products	164.3	176.7	- 4.8%
Textiles	148.2	149.9	- 0.5%
Metals	178.7	169.6	+ 5.4%
Miscellaneous Goods	157.8	158.5	+ 2.8%
Fuels	159.1	158.6	+ 3.6%
Building Materials	152.8	152.8	—
Industrial Materials	169.1	161.7	+ 4.6%
Sundries	150.0	146.9	+ 2.7%
General Average	161.8	162.5	- 0.4%

十八年第二季之上海輸出入物價指數

本會所編之十八年第二季上海輸出入物價指數平均為一七一·五。較上季平均漲百分之一·四(見丙表)。較去年同季漲百分之二·一(見乙表)。輸入物價指數平均為一七五·一。較上季平均漲百分之〇·八(見丁表)。較去年同季漲百分之二·六(見乙表)。輸出入指數之最高點同在六月。前者為一七五·〇。與最低點四月之一六六·三相差八·七。後者為一七五·七。與最低點五月之一七四·三相差一·四(見甲表)。夫以本季外匯之頻縮。足使洋貨成本加增。土貨售價無形輕減。然按諸兩種指數。則輸入物價尚稱穩定。而輸出物價則逐月上升。變動轉形劇烈。此殆出口商家隨匯市之緊縮。對於土貨之規允價格有所擡高之結果也。

本季輸出指數四月間尙無起色。迨五六兩月銷路轉旺。大宗輸出貨品同為高峯。指數因之突飛猛進。造成三年來最高之紀錄。與上季比較。三類六目之指數祇農產與消費品上漲。餘均一致低落。然以此二目中物品數目較多。比重量亦鉅。故總指數隨之而升。農產品之上騰。由於黃豆交易極暢。連電報漲。豌豆因東洋福州等幫採辦頗多。市面亦俏。荳餅、菜餅、花生餅等銷路活潑。售價均見擡高。此外本季花衣平均價格亦較上季為高。野薑絲洋莊連買濃厚。與黃白絲背道而馳。故平均指數上漲百分之一·〇。動物產平均跌落百分之一·七。豬腸、生皮之銷路均極呆滯。羊毛以時令關係。市面亦疲。林業二產中建松板、焦煤、小炭錫均無生色。前者平均跌落百分之一·二。後者平均跌落百分之〇·二。生產品中野薑絲六月間突露颶風。徒以本紗市况軟弱。豆油、生油一致回低。黃白麻經因外銷疲滯。跌風尤厲。結果平均仍跌百分之一·八。消費品中多數物品均露跌勢。惟蛋白洋莊銷路奇暢。紅綠茶新貨上市後開價極高。土布、夏布以產量減少而騰貴。致本季消費品平均指數較上季漲百分之八·一。亦即總指數上漲之主因也。

本季輸入指數恆盤旋於一七四與一七五之間。與上季比較。三大類中原料品平均上漲百分之三·九。農產中白苳因匯率昂昂。煙葉本街需要增多。價均見疲。花衣因受蟲災。人心看高。指數因之上升百分之一·九。林產中花旗松、硬白板一致趨疲。指數平均跌落百分之一·五。礦產中塊煤銷路暢旺。鐵、銅、鉛存底無多。而外洋定價極高。指數平均上漲百分之一·七。影響於總指數者極鉅。生產品與消費品二類之趨勢極為平穩。生產品中之五金類。因長江一帶及南北洋去路均佳。市呈堅俏。指數升高百分之〇·二。消費品中之物品漲落參半。其中如奶油、木香、別直參、葡萄酒等雖頗生動。但薩門魚、黑胡椒、檸檬等之實銷則未見暢旺。加以正頭、呢、絨亦多不振。故平均指數僅漲百分之〇·一。較生產品之變動為尤小云。

(甲) 本季各月輸出入物價指數最高最低及其差數表

		輸出 月份		輸入 月份	
最 高	175.0	六 月	175.7	六 月	
最 低	166.3	四 月	174.3	五 月	
差 數	8.7	—	1.4	—	

(乙) 本季與去年同期輸出入物價平均總指數百分漲落比較表

		本年第二季 平均總指數	去年第二季 平均總指數	本年第二季與 去年第二季漲 落百分數
輸 出		171.5	162.0	+2.1%
輸 入		175.1	170.6	+2.6%

(丙) 本季輸出物價平均指數與上季平均指數百分漲落比較表

類 別	本年第二季 平均指數	本年第一季 平均指數	漲(+) 或 落(-)
原 料 品	177.6	176.8	+0.5%
農 產	174.3	172.6	+1.0%
動 物 產	169.8	193.1	-1.7%
林 產	177.3	179.5	-1.2%
礦 產	174.3	174.7	-0.2%
生 產 品	159.2	157.5	+1.8%
消 費 品	175.4	162.3	+8.1%
總 平 均	171.5	169.1	+1.4%

(丁) 本季輸入物價平均指數與上季平均指數百分漲落比較表

類 別	本年第二季 平均指數	本年第一季 平均指數	漲(+) 或 落(-)
原 料 品	193.1	185.8	+3.5%
農 產	192.3	188.8	+1.9%
林 產	157.9	169.3	-1.5%
礦 產	195.5	175.1	+11.7%
生 產 品	161.5	161.2	+0.2%
消 費 品	172.9	172.8	+0.1%
總 平 均	175.1	173.7	+0.6%

The Index Numbers of Export and Import Prices in Shanghai

Second Quarter, 1929

The index number of export prices in Shanghai for this quarter stood at 171.5 on the average, being 1.4% (See Table C) and 2.1% (See Table B) higher as compared with the previous quarter and the corresponding period of last year respectively. The index number of import prices for this quarter was 175.1 on the average, being 0.8% (See Table D) and 2.6% (See Table B) higher as compared with the previous quarter

and the corresponding period of last year respectively. Both index numbers attained their maximum in June, the former being 175.0 and the latter, 175.7; whereas they reached the minimum in April and May, being 166.3 and 174.3 in each case. The differences between the maximum and minimum points were 8.7 and 1.4 (See Table A) for the two series. It is worthy of note that in spite of the repeated appreciation in the gold exchange rate import prices were fairly steady, whereas export prices displayed a monthly advance throughout the whole quarter.

The index number of export prices remained stationary in April. The situation was turned in May and June on account of an increasing demand, which resulted in an appreciation of most of exporting commodities. Thus was brought about a high jump in the index, attaining a record for the last three years. Of the six categories under the three principal groups, all experienced a decline with the exception of Agricultural Products and Consumers' Goods. However, the general average was brought higher by the fact that greater weights are apportioned to these two groups. Agricultural Products increased by 1.0%. Yellow bean appreciated repeatedly in sympathy with the Darien market. Peas had abundant shipments to Japan and outports. Bean cakes, rape seed cakes and groundnut cakes were also active. In addition the average price for raw cotton during this quarter was higher than that of the previous period. Tussah displayed a contrary tendency to the movement of white and yellow silks. Animal Products dropped by 1.7% because of the weakness of pig's intestine and buffalo hides and of the seasonal stagnancy of wool. Among Forest and Mineral Products, Fukien pine planks, coke and Yunnan tin were also slack. The former group dropped by 1.2% and the latter by 0.2%. Under Producers' Goods, the filatured wild silk experienced a sudden increase in June, but quotations for cotton yarn were rather weak. Bean oil and groundnut oil were on a low level. Owing to sluggish foreign demand for yellow and white silks, these commodities experienced a substantial drop, resulting in a depreciation of 1.8% for the group index. Under Consumers' Goods, many commodities suffered falls in prices. But due to the active foreign market of albumen, the coming to season of new black and green tea, and the under-production of grass cloth and nankeens, the above-named articles recorded unusually high prices. Consequently, the index number for this period registered a marked increase of 8.1%, which largely contributed to the rise in the general average.

The index number of import prices fluctuated between 174.0 and 175.0 during this period. In comparing with the previous quarter, Raw Materials appreciated by 3.9%. Under Agricultural Products,

American white bean was brought higher by the exchange rate; tobacco leaves witnessed increasing demands locally; cotton suffered damage from boll weevil; and the group index was 1.9% higher. Forest Products dropped by 1.5%, as Oregon pine and hardwood planks fell in price. Mineral Products appreciated by 11.7%, owing to the heavy sale of lump coal, and to the scanty stock of iron, copper and lead with their advancing quotations on new orders. The tendency for both Producers' and Consumers' Goods as a whole was quite steady. The index for the former group recorded an increase of 0.2%. This was largely due to the active movement of Metals to the Yangtze valley as well as to the northern and southern ports. With regard to Consumers' Goods, there were conflicting tendencies. Among the group butter, putchuck, Korean ginseng, port wine were quite brisk, while salmon, black pepper, lemon, etc., remained stationary. Cotton and woolen peice goods were mostly sluggish and consequently the index number of that group advanced by 0.1% only.

"A" Comparison between the Maximum and the Minimum Index Numbers for the Second Quarter, 1929

——	Export	Month	Import	Month
Highest	175.0	June	175.7	June
Lowest	166.3	April	174.3	May
Difference	8.7	——	1.4	——

"B" Comparison between the Export and Import Indexes for the Second Quarter, 1929 and the Same Quarter, 1928

——	1929 2nd. Quarter	1928 2nd. Quarter	Rise(+) or Fall(-)
Export	171.5	168.0	+2.1%
Import	175.1	170.6	+2.6%

"C" Comparison of the Average Index Numbers of Export Prices for the Second Quarter and the First Quarter, 1929

Group	1929 2nd. Quarter	1929 1st. Quarter	Rise(+) or Fall(-)
Raw Materials	177.6	176.8	+0.5%
Agricultural Products	174.3	172.6	+1.0%
Animal Products	189.8	193.1	-1.7%
Forest Products	177.3	179.5	-1.2%
Mineral Products	174.3	174.7	-0.2%
Producers' Goods	159.8	158.5	-1.8%
Consumers' Goods	175.4	162.3	+8.1%
All	171.5	169.1	+1.4%

"D" Comparison of the Average Index Numbers of Import Prices for the Second Quarter and the First Quarter, 1929

Group	1929 2nd. Quarter	1929 1st. Quarter	Rise(+) or Fall(-)
Raw Materials	197.1	185.8	+3.1%
Agricultural Products	192.3	188.8	+1.9%
Forest Products	157.9	160.3	-1.5%
Mineral Products	195.5	175.1	+11.7%
Producers' Goods	161.5	161.2	+0.2%
Consumers' Goods	172.9	172.8	+0.1%
All	175.1	173.7	+0.8%

中國度量衡表

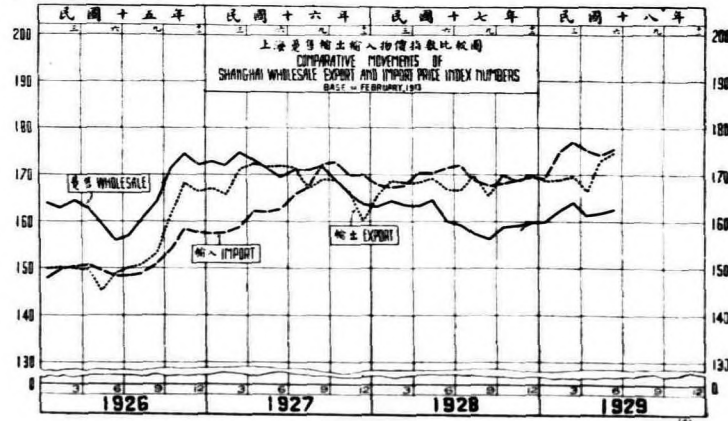
Weights and Measures in China

衡	Weights	萬國通制 Metric	日 本 Japanese	英 國 British
1担 tan (picul)	=100 斤 tching	59.6800 磅 kg.	99.500 斤 kin	131.3800 磅 lbs.
1斤 tching (catty)	= 16 兩 liang	0.5968 磅 kg.	0.995 斤 kin	1.3158 磅 lbs.
1兩 liang (tael)	= 10 錢 chien	37.3000 瓦 gr.	0.950 匁 momme	1.3158 兩 oz.
1錢 chien (mace)		3.7300 瓦 gr.	0.995 匁 momme	0.1316 兩 oz.
度	Length			
1里 li	=180 丈 chang	0.575 杆 km.	0.147 里 ri	0.358 哩 mi.
1引 yin	= 10 丈 chang	32.000 米 m.	10.560 丈 jo	105.000 呎 ft.
1丈 chang	= 2 步 pu	3.200 米 m.	1.056 丈 jo	10.500 呎 ft.
1步 pu	= 5 尺 chih	1.600 米 m.	5.280 尺 shaku	5.250 呎 ft.
1丈 chang	= 10 尺 chih	3.200 米 m.	1.056 丈 jo	10.500 呎 ft.
1尺 chih	= 10 寸 tsun	0.320 米 m.	1.056 尺 shaku	1.050 呎 ft.
1寸 tsun	= 10 分 fen	3.200 釐 cm.	1.056 寸 sun	1.260 吋 in.
1分 fen		0.320 釐 cm.	1.056 分 bu	0.126 吋 in.
面積	Surface			
1平方里 sq. li	=540 畝 mow	0.3320 平方呎 sq. km.	0.0216 平方里 sq. ri	0.1281 平方哩 sq. mi.
1頃 king	=100 畝 mow	61410.0000 平方米 sq. m.	6690.6000 平方丈 sq. jo	15.1830 畝 acres
1畝 mow	= 60 平方丈 sq. chang	61.4400 平方米 sq. m.	66.9060 平方丈 sq. jo	0.1518 畝 acres
1平方丈 sq. chang	= 4 平方步 sq. pu	10.2400 平方米 sq. m.	1.1151 平方丈 sq. jo	110.2300 平方呎 sq. ft.
1平方步 sq. pu	= 25 平方尺 sq. chih	2.5600 平方米 sq. m.	27.8830 平方尺 sq. shaku	27.5600 平方呎 sq. ft.
1平方尺 sq. chih		0.1024 平方米 sq. m.	1.1151 平方尺 sq. shaku	1.1023 平方呎 sq. ft.
量	Capacity			
1石 shih	= 2 斛 hu	103.6100 立 L.	0.5744 石 koku	22.7900 加倫 gal.
1斛 hu	= 5 斗 tow	51.8050 立 L.	2.8720 斗 to	11.3950 加倫 gal.
1斗 tow	= 10 升 sheng	10.3610 立 L.	0.5744 斗 to	2.2790 加倫 gal.
1升 sheng	= 10 合 hoh	1.0361 立 L.	0.5744 升 sho	0.2279 加倫 gal.
1立方尺 cu. chih	=1000 立方寸 cu. tsun	0.0328 立方米 cu. m.	1.1776 立方尺 cu. shaku	1.1573 立方呎 cu. ft.

1 英加倫 gal. (British) = 1.2011 美加倫 gal. (U. S. A.)

INDEX NUMBERS OF WHOLESALE PRICES IN SHANGHAI
February, 1913 = 100

物價 No. of Quotations	雜貨 Miscellaneous Goods										平均 Average	總平均 General Average
	糧食 Cereals	其他食物 Other Food Products	呢頭及其原料 Textiles	金屬 Metals	燃料 Fuels	建築材料 Building Materials	工業用品 Industrial Materials	其他物品 Sundries	平均 Average	總平均 General Average		
民國十九年 1920	126.2	128.8	148.2	150.0	188.0	161.3	346.0	134.8	206.7	152.0	152.0	
二十一年 1921	126.7	131.0	147.7	150.4	177.6	172.0	291.4	140.0	195.3	150.2		
二十二年 1922	145.5	138.7	148.1	138.5	172.5	163.9	200.9	130.8	167.1	145.5		
二十三年 1923	149.5	150.4	157.8	138.1	172.5	164.0	183.3	131.9	162.9	156.4		
二十四年 1924	142.5	155.0	157.3	161.0	168.3	146.3	167.1	131.9	153.9	153.9		
二十五年 1925	154.0	154.0	155.4	184.7	155.4	141.0	158.2	137.9	148.1	159.4		
二十六年 1926	167.0	166.0	142.5	197.5	148.0	151.5	154.6	138.4	147.3	164.1		
二十七年 1927	171.1	176.4	146.3	197.1	178.5	164.4	162.8	143.2	161.0	170.4		
二十八年 1928	159.7	173.5	148.1	168.9	155.2	153.7	160.4	148.2	153.6	160.7		
二十九年 1929												
民國十六年 1927												
七月 July	177.2	170.2	148.3	196.8	180.2	161.2	165.0	144.1	162.6	171.0		
八月 Aug.	172.1	174.5	147.8	195.4	179.4	166.8	164.9	143.9	164.1	170.8		
九月 Sept.	173.1	178.7	152.7	191.6	176.7	165.2	163.1	147.1	162.7	171.8		
十月 Oct.	165.3	182.9	152.4	189.8	172.5	165.4	162.7	147.8	162.1	168.7		
十一月 Nov.	161.1	183.6	148.0	177.3	165.0	162.8	162.5	143.2	158.4	165.7		
十二月 Dec.	153.4	179.5	146.9	180.0	153.7	161.3	162.9	148.4	157.6	163.5		
民國十七年 1928												
一月 Jan.	155.8	175.3	148.5	178.4	158.3	162.2	164.3	145.8	157.6	163.1		
二月 Feb.	161.7	178.3	149.2	177.4	155.8	158.9	160.3	145.4	155.1	164.3		
三月 Mar.	165.7	174.6	149.7	172.2	155.3	156.6	161.7	146.1	154.9	163.4		
四月 Apr.	164.6	177.4	148.7	170.5	153.5	156.3	161.2	146.0	154.2	162.1		
五月 May	168.9	171.5	150.1	172.3	154.2	151.9	162.3	145.8	153.5	164.5		
六月 June	158.2	175.1	148.2	166.0	153.0	150.2	161.7	146.1	152.7	160.0		
七月 July	157.6	174.7	149.1	167.3	152.4	147.5	160.1	146.1	151.5	159.2		
八月 Aug.	154.1	172.4	146.2	161.1	154.1	149.9	160.2	145.4	152.4	157.2		
九月 Sept.	149.7	171.1	145.8	164.4	151.6	148.5	157.4	143.4	150.2	156.2		
十月 Oct.	159.7	168.3	147.0	166.4	156.7	152.8	158.4	142.9	152.7	158.8		
十一月 Nov.	160.1	168.5	146.5	167.1	158.6	155.3	158.4	145.5	150.9	159.2		
十二月 Dec.	160.0	168.4	148.5	167.9	159.0	154.9	159.2	146.2	154.8	159.9		
民國十八年 1929												
一月 Jan.	161.5	168.1	149.5	166.8	158.8	152.9	160.7	146.2	154.6	160.1		
二月 Feb.	163.4	169.1	150.3	170.6	160.9	154.3	162.7	149.5	158.6	162.4		
三月 Mar.	167.2	167.9	151.0	176.5	161.5	152.2	170.3	149.5	158.4	164.2		
四月 Apr.	174.6	164.0	149.9	180.5	158.8	153.0	169.5	150.8	158.0	161.2		
五月 May	155.6	171.0	147.7	176.6	159.1	152.0	169.0	149.3	157.4	161.7		
六月 June	159.4	169.8	146.9	179.2	159.4	153.3	168.9	149.9	157.9	162.6		



上海輸出物價指數表
INDEX NUMBERS OF EXPORT PRICES IN SHANGHAI
民國二年二月 = 100 February, 1913 = 100

	原料品 Raw Materials				平均 Average	生產品 Producers' Goods	消費品 Consumers' Goods	總平均 General Average
	農產 Agricultural Products	動物產 Animal Products	林產 Forest Products	礦產 Mineral Products				
民國十四年 1925	152.1	161.5	158.8	169.4	155.6	137.9	140.9	143.2
十五年 1926	150.6	153.6	176.4	176.1	156.0	144.7	154.9	153.6
十六年 1927	161.7	170.3	183.0	209.0	169.9	160.0	167.9	168.4
十七年 1928	165.8	184.0	174.4	188.9	173.1	154.1	165.3	168.0
民國十六年 1927								
七月 July	167.2	170.0	190.6	218.5	175.4	159.0	168.6	171.4
八月 Aug.	160.8	167.1	179.7	212.2	169.1	155.3	168.7	166.9
九月 Sept.	163.2	172.9	182.9	207.1	171.1	157.5	170.2	168.9
十月 Oct.	162.9	173.4	179.0	202.1	170.2	158.4	170.4	168.7
十一月 Nov.	160.4	170.8	179.3	199.9	168.0	154.7	168.5	166.0
十二月 Dec.	150.8	191.3	180.5	199.1	162.8	143.2	168.5	160.0
民國十七年 1928								
一月 Jan.	153.8	205.1	180.3	201.3	166.5	154.8	167.5	165.3
二月 Feb.	161.9	203.2	168.6	198.9	171.7	157.9	165.3	168.4
三月 Mar.	166.6	193.6	169.4	196.5	174.3	153.4	161.5	164.1
四月 Apr.	168.3	186.8	169.4	195.3	174.8	154.3	161.8	164.1
五月 May	171.0	191.1	172.9	194.7	177.4	162.1	163.6	169.1
六月 June	166.2	191.5	173.2	193.3	173.7	159.3	163.6	166.5
七月 July	164.7	190.9	174.7	185.9	174.7	149.7	161.5	166.5
八月 Aug.	168.9	193.8	175.0	184.6	175.0	152.7	172.0	169.8
九月 Sept.	158.2	196.9	178.7	179.1	166.9	155.7	164.8	165.4
十月 Oct.	168.2	190.4	177.4	179.4	173.7	157.2	167.9	170.0
十一月 Nov.	167.3	187.2	173.8	180.1	172.6	154.7	167.9	168.6
十二月 Dec.	171.0	198.9	179.7	177.4	176.4	154.7	165.9	170.1
民國十八年 1929								
一月 Jan.	170.6	194.8	178.8	174.0	175.3	153.5	163.6	168.7
二月 Feb.	172.8	192.8	179.9	174.5	176.9	152.9	162.3	169.0
三月 Mar.	174.5	191.6	179.9	175.5	178.1	154.0	161.0	169.7
四月 Apr.	172.2	190.4	176.8	174.6	176.1	146.8	160.7	166.3
五月 May	172.9	189.4	177.7	175.7	176.5	151.4	164.8	173.1
六月 June	177.9	189.6	177.5	174.6	180.9	154.1	160.7	175.0

上海輸入物價指數表
INDEX NUMBERS OF IMPORT PRICES IN SHANGHAI
民國二年二月 = 100 February, 1913 = 100

	原料品 Raw Materials				平均 Average	生產品 Producers' Goods	消費品 Consumers' Goods	總平均 General Average
	農產 Agricultural Products	林產 Forest Products	礦產 Mineral Products	平均 Average				
民國十四年 1925	156.5	154.4	154.8	156.6	137.8	134.9	133.5	
十五年 1926	148.8	150.7	175.9	157.9	139.8	133.9	131.2	
十六年 1927	172.9	178.7	212.3	183.1	148.9	164.2	164.8	
十七年 1928	182.7	165.4	173.8	182.9	154.8	169.9	169.1	
民國十六年 1927								
七月 July	176.7	175.8	209.8	187.1	149.2	164.8	165.7	
八月 Aug.	186.6	181.2	208.3	194.2	149.5	165.6	167.3	
九月 Sept.	212.2	181.7	206.8	210.7	149.6	169.6	172.1	
十月 Oct.	199.5	178.8	196.5	199.7	153.0	171.5	172.6	
十一月 Nov.	189.7	178.4	192.8	192.5	151.6	169.3	169.8	
十二月 Dec.	179.8	176.4	188.9	184.8	151.0	171.8	170.0	
民國十七年 1928								
一月 Jan.	183.7	175.3	187.2	187.0	152.8	166.1	167.6	
二月 Feb.	176.7	171.4	182.5	180.8	152.0	167.3	167.1	
三月 Mar.	182.3	169.0	177.4	183.0	155.6	166.0	167.6	
四月 Apr.	187.2	166.7	176.0	185.7	155.3	170.0	170.3	
五月 May	190.6	170.2	175.8	187.9	157.8	168.3	170.3	
六月 June	186.6	167.0	172.6	184.1	154.8	172.2	171.3	
七月 July	194.2	162.1	169.8	187.6	156.3	171.8	172.1	
八月 Aug.	177.5	169.7	168.9	176.9	152.2	170.6	168.6	
九月 Sept.	171.1	168.4	164.5	171.6	152.3	170.4	167.6	
十月 Oct.	178.6	169.6	169.3	177.9	153.3	168.0	168.1	
十一月 Nov.	178.9	169.9	171.0	178.6	155.9	168.7	168.8	
十二月 Dec.	185.5	161.9	171.9	182.9	157.0	168.4	169.5	
民國十八年 1929								
一月 Jan.	184.4	160.3	172.0	182.2	157.8	167.7	169.3	
二月 Feb.	187.2	161.6	174.1	184.6	162.5	174.2	174.8	
三月 Mar.	194.9	169.0	179.3	190.5	163.8	176.5	177.3	
四月 Apr.	190.2	165.3	197.2	191.8	167.0	173.1	175.4	
五月 May	189.2	167.9	192.1	190.3	169.6	172.7	174.3	
六月 June	197.5	160.6	197.3	197.3	160.9	173.9	175.7	

華北批發物價指數表

Index Numbers of Commodity-prices at Wholesale in North China

民國十五年全年 = 100 1926 = 103

類別 Groups	各類指數 By Groups						總指數 General Index
	食物 Foods	布疋及料 Cloth and Clothing	金屬 Metals & Metal Products	建築材料 Building Materials	燃料 Fuel and Light	雜項 Miscellaneous	
種數 No. of Commodities	41	18	12	12	12	5	100
民國 二年 1913	64.87	65.47	80.24	70.53	61.02	78.67	67.50
三年 1914	63.65	61.20	78.02	79.50	61.51	73.98	66.88
四年 1915	63.82	65.53	91.41	74.54	61.75	85.07	68.74
五年 1916	66.13	72.98	118.95	80.06	68.97	84.97	74.29
六年 1917	71.00	83.29	135.40	84.23	70.59	84.30	80.05
七年 1918	67.43	96.64	158.54	87.17	74.63	75.99	82.17
八年 1919	66.00	107.06	111.05	86.78	75.71	77.88	81.00
九年 1920	83.40	104.33	133.61	81.88	75.71	83.17	89.48
十年 1921	82.23	99.78	124.61	88.80	78.75	83.29	88.91
十一年 1922	80.34	99.33	97.05	90.10	78.47	85.59	86.58
十二年 1923	84.76	107.41	96.44	94.12	77.02	88.56	90.26
十三年 1924	88.74	109.70	97.65	93.89	84.10	89.76	93.41
十四年 1925	95.52	108.21	99.04	94.42	90.69	96.03	97.23
十五年 1926	100.00	100.00	100.00	100.00	100.00	100.00	100.00
十六年 1927	106.92	99.96	100.79	96.94	101.52	108.11	102.96
十七年 1928	113.00	103.31	98.93	130.83	110.01	119.36	107.87
民國十七年 1928							
一月 Jan.	111.22	101.55	96.55	100.93	105.54	110.54	105.63
二月 Feb.	113.63	101.40	99.85	101.81	105.56	110.03	107.97
三月 Mar.	116.73	102.70	99.15	102.72	107.37	106.05	108.53
四月 Apr.	116.32	103.11	98.74	102.76	108.80	108.29	108.68
五月 May	115.16	102.96	98.69	102.52	110.01	108.65	108.34
六月 June	116.02	103.36	97.24	102.66	104.49	111.87	108.57
七月 July	116.73	105.29	97.67	103.60	109.88	111.60	109.51
八月 Aug.	111.34	101.55	97.36	103.26	111.07	114.13	106.81
九月 Sept.	108.34	101.77	98.54	104.86	113.56	113.19	106.28
十月 Oct.	110.65	102.77	101.77	106.13	113.02	113.00	108.00
十一月 Nov.	109.54	105.24	99.73	107.62	115.68	110.68	108.49
十二月 Dec.	110.27	108.01	101.90	107.12	111.22	106.13	108.59
民國十八年 1929							
一月 Jan.	115.43	110.36	104.81	106.99	111.43	105.12	111.23
二月 Feb.	117.50	112.68	106.55	106.49	111.83	107.89	112.66
三月 Mar.	117.22	111.94	107.43	108.74	110.96	107.94	112.69
四月 Apr.	114.64	108.26	104.25	108.12	109.65	104.92	110.58
五月 May	113.98	119.13	104.68	107.63	108.54	103.70	109.83
六月 June	114.64	109.09	102.89	107.17	108.25	109.63	110.40

天津南開大學社會經濟研究委員會編

Compiled by the Committee on Social and Economic Research of Nankai University, Tientsin.

廣州批發物價指數表

Wholesale Price Indexes in Canton, China

民國二年全年平均=100 Average in 1913=100

類別 Groups	米類 Rice	其他食品類 Other Food Products	衣料類 Textiles	燃料類 Fuels and Light	金屬及建築材料類 Metals and Building Materials	雜項類 Miscellaneous	總平均 General Average	美元購買力 The Purchasing Power of the Dollar
種類 No. of Commodities	20	65	43	14	41	22	205	—
民國元年 1912	111.5	95.9	196.8	91.5	99.3	96.6	98.0	102.0
二年 1913	100.0	100.0	100.0	100.0	100.0	100.0	100.0	100.0
三年 1914	95.6	102.9	106.1	108.4	102.7	107.0	107.6	96.5
四年 1915	107.4	109.1	107.1	104.8	124.4	115.8	111.8	89.4
五年 1916	108.7	112.7	111.6	118.8	139.9	123.8	118.7	84.2
六年 1917	92.8	117.9	115.0	147.9	152.9	123.6	123.2	81.2
七年 1918	108.6	127.0	119.9	157.9	159.4	124.1	129.4	77.3
八年 1919	132.8	129.1	124.2	146.9	149.1	124.9	132.9	75.2
九年 1920	126.1	131.0	129.4	149.8	139.3	124.6	132.4	75.5
十年 1921	132.5	149.3	132.8	169.0	151.5	126.5	140.5	71.2
十一年 1922	147.4	145.7	137.9	179.9	156.8	132.1	146.6	68.2
十二年 1923	156.6	149.4	142.2	184.2	165.6	138.3	153.1	65.3
十三年 1924	173.8	152.1	147.1	204.5	174.3	148.1	162.0	61.7
十四年 1925	179.1	166.8	154.2	235.0	177.7	176.5	172.0	58.2
十五年 1926	182.6	168.0	152.7	232.6	174.7	175.5	171.8	58.2
十六年 1927	191.9	181.7	142.3	253.2	169.6	167.5	172.0	57.8
十七年 1928	183.2	174.2	142.0	293.0	165.3	166.6	167.3	59.8
民國十六年 1927								
七月 July	201.2	181.7	141.1	259.5	168.8	168.2	174.3	57.4
八月 August	200.5	185.7	141.9	257.8	169.4	167.0	175.4	57.0
九月 September	194.5	189.6	142.9	265.2	166.9	166.4	174.9	57.2
十月 October	180.0	189.2	144.6	245.0	169.6	166.2	174.7	57.2
十一月 November	179.0	189.2	146.3	249.0	170.8	167.5	175.7	56.9
十二月 December	189.6	188.3	145.9	241.7	180.3	167.4	177.9	56.5
民國十七年 1928								
一月 January	179.6	179.8	147.5	214.9	181.1	168.0	173.5	57.6
二月 February	187.8	177.6	149.8	217.5	189.9	167.8	171.6	58.3
三月 March
四月 April
五月 May
六月 June
七月 July
八月 August
九月 September	170.0	174.0	140.5	195.3	155.4	164.6	162.9	61.4
十月 October	185.9	173.8	140.1	197.2	138.5	165.2	165.3	61.5
十一月 November	188.4	179.3	141.8	197.5	138.8	167.0	165.9	60.6
十二月 December	188.3	169.4	146.9	196.9	159.1	166.7	164.5	60.8
民國十八年 1929								
一月 January	187.1	173.9	140.6	196.2	157.7	166.2	165.4	60.5
二月 February	186.5	174.5	149.5	198.4	157.6	168.6	165.8	60.3
三月 March	187.0	178.0	141.4	197.3	157.8	171.9	167.4	59.7
四月 April	190.1	177.6	142.0	197.2	158.1	171.6	165.7	60.4
五月 May	189.1	177.7	143.9	197.4	158.9	170.1	168.2	59.5
六月 June	185.5	177.2	142.2	198.4	148.3	169.9	167.3	59.8

• 六個月之平均。

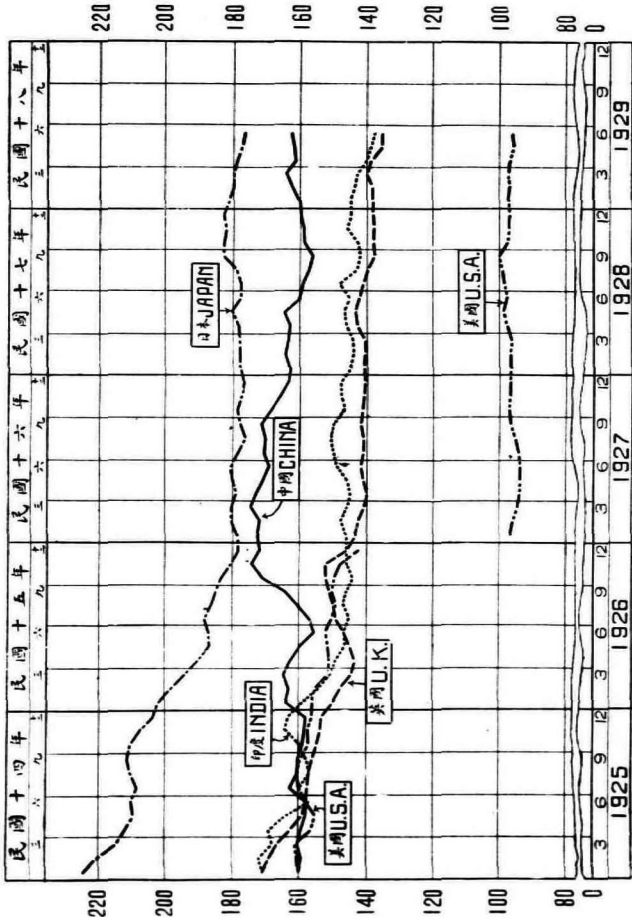
廣東省政府建設廳編製

• Average of six months.

Compiled by the Department of Reconstruction, Kwangtung Provincial Government.

中日印度英美臺售物價指數比較圖

CHART OF THE MOVEMENTS OF WHOLESALE PRICES IN CHINA, JAPAN, INDIA, U. K. & U. S. A.



中國： 國家稅則委員會編
 日本： 東京國家銀行編
 印度： 喀爾喀特商會暨海防編
 英國： 海防部編
 美國： 勞工統計局編

CHINA: National Tariff Commission, Shanghai
 JAPAN: Bank of Japan, Tokyo
 INDIA: Bureau of Commercial Intelligence, Calcutta
 U. K.: Board of Trade, London
 U. S. A.: Bureau of Labor Statistics, Washington

自民國十六年起美國指數基年自 1913 改為 1926。 Beginning with 1927, the base of U. S. index changed from 1913 to 1926.

各國躉售物價指數表
Index Numbers of Wholesale Prices in China and Foreign Countries

洲別	國別	中國	日本	印度	歐洲	歐洲	歐洲
Continent	Country	China	Japan	India	United Kingdom	France	Germany
		Nankai University, Canton	The Oriental Economist, Japan	Commercial Intelligence Office, Bombay	Board of Trade, London	Statistique Generale, Paris	U. S. Federal Reserve Board, Washington
		National Tariff Commission, Shanghai	Bank of Japan, Economists	Commercial Intelligence Office, Calcutta	Board of Trade, London	Statistique Generale, Paris	U. S. Federal Reserve Board, Washington
		1926	1913	1914	1913	1914	1913
		Feb.	Jan.	July	July	July	July
中國	1919	144.7 (a)	81.00	132.9	1913	1914	1913
一九二〇	152.0	80.48	132.4	135.5	1913	1914	1913
一九二一	159.2	88.91	140.3	146.0	1913	1914	1913
一九二二	165.5	99.58	146.0	157.9	1913	1914	1913
一九二三	162.5	106.3	151.5	162.0	1913	1914	1913
一九二四	153.0	90.41	162.0	172.1	1913	1914	1913
一九二五	153.0	97.23	172.0	178.2	1913	1914	1913
一九二六	164.1	100.00	171.8	180.0	1913	1914	1913
一九二七	170.4	102.80	175.0	181.3	1913	1914	1913
一九二八	169.7	107.87	167.2 (b)	178.8	1913	1914	1913
一九二九	171.0	109.51	174.8	180.9	1913	1914	1913
一九三〇	170.8	107.07	175.4	179.5	1913	1914	1913
一九三一年	171.8	107.8	178.4	180.0	1913	1914	1913
一九三二年	168.7	106.58	174.4	176.6	1913	1914	1913
一九三三年	163.7	104.4	174.4	176.6	1913	1914	1913
一九三四年	163.5	108.84	178.5	180.4	1913	1914	1913
一九三五年	169.0	109.87	174.4	177.7	1913	1914	1913
一九三六年	169.0	109.87	174.4	177.7	1913	1914	1913
一九三七年	159.2	109.87	174.4	177.7	1913	1914	1913
一九三八年	157.2	106.81	175.0	178.5	1913	1914	1913
一九三九年	156.2	106.28	175.0	178.5	1913	1914	1913
一九四〇年	158.8	108.09	175.0	178.5	1913	1914	1913
一九四一年	159.2	108.49	175.0	178.5	1913	1914	1913
一九四二年	159.5	108.50	175.0	178.5	1913	1914	1913
一九四三年	160.1	111.20	175.0	181.2	1913	1914	1913
一九四四年	162.4	112.66	177.1	179.5	1913	1914	1913
一九四五年	161.2	112.72	177.1	179.5	1913	1914	1913
一九四六年	161.2	113.58	174.5 (c)	180.0	1913	1914	1913
一九四七年	164.2	109.48	174.5 (c)	176.3	1913	1914	1913
一九四八年	162.6	113.40	174.5 (c)	176.3	1913	1914	1913
一九四九年	162.6	113.40	174.5 (c)	176.3	1913	1914	1913

(1) 本表係根據各國統計局報告
 (2) 日本經濟學家協會報告
 (3) 日本銀行經濟調查部報告
 (4) 日本經濟調查行東京報告
 (5) 日本經濟調查行東京報告
 (6) 日本經濟調查行東京報告
 (7) 日本經濟調查行東京報告
 (8) 日本經濟調查行東京報告
 (9) 日本經濟調查行東京報告
 (10) 日本經濟調查行東京報告
 (11) 日本經濟調查行東京報告
 (12) 日本經濟調查行東京報告
 (13) 日本經濟調查行東京報告
 (14) 日本經濟調查行東京報告
 (15) 日本經濟調查行東京報告
 (16) 日本經濟調查行東京報告
 (17) 日本經濟調查行東京報告
 (18) 日本經濟調查行東京報告
 (19) 日本經濟調查行東京報告
 (20) 日本經濟調查行東京報告
 (21) 日本經濟調查行東京報告
 (22) 日本經濟調查行東京報告
 (23) 日本經濟調查行東京報告
 (24) 日本經濟調查行東京報告
 (25) 日本經濟調查行東京報告
 (26) 日本經濟調查行東京報告
 (27) 日本經濟調查行東京報告
 (28) 日本經濟調查行東京報告
 (29) 日本經濟調查行東京報告
 (30) 日本經濟調查行東京報告
 (31) 日本經濟調查行東京報告
 (32) 日本經濟調查行東京報告
 (33) 日本經濟調查行東京報告
 (34) 日本經濟調查行東京報告
 (35) 日本經濟調查行東京報告
 (36) 日本經濟調查行東京報告
 (37) 日本經濟調查行東京報告
 (38) 日本經濟調查行東京報告
 (39) 日本經濟調查行東京報告
 (40) 日本經濟調查行東京報告
 (41) 日本經濟調查行東京報告
 (42) 日本經濟調查行東京報告
 (43) 日本經濟調查行東京報告
 (44) 日本經濟調查行東京報告
 (45) 日本經濟調查行東京報告
 (46) 日本經濟調查行東京報告
 (47) 日本經濟調查行東京報告
 (48) 日本經濟調查行東京報告
 (49) 日本經濟調查行東京報告
 (50) 日本經濟調查行東京報告
 (51) 日本經濟調查行東京報告
 (52) 日本經濟調查行東京報告
 (53) 日本經濟調查行東京報告
 (54) 日本經濟調查行東京報告
 (55) 日本經濟調查行東京報告
 (56) 日本經濟調查行東京報告
 (57) 日本經濟調查行東京報告
 (58) 日本經濟調查行東京報告
 (59) 日本經濟調查行東京報告
 (60) 日本經濟調查行東京報告
 (61) 日本經濟調查行東京報告
 (62) 日本經濟調查行東京報告
 (63) 日本經濟調查行東京報告
 (64) 日本經濟調查行東京報告
 (65) 日本經濟調查行東京報告
 (66) 日本經濟調查行東京報告
 (67) 日本經濟調查行東京報告
 (68) 日本經濟調查行東京報告
 (69) 日本經濟調查行東京報告
 (70) 日本經濟調查行東京報告
 (71) 日本經濟調查行東京報告
 (72) 日本經濟調查行東京報告
 (73) 日本經濟調查行東京報告
 (74) 日本經濟調查行東京報告
 (75) 日本經濟調查行東京報告
 (76) 日本經濟調查行東京報告
 (77) 日本經濟調查行東京報告
 (78) 日本經濟調查行東京報告
 (79) 日本經濟調查行東京報告
 (80) 日本經濟調查行東京報告
 (81) 日本經濟調查行東京報告
 (82) 日本經濟調查行東京報告
 (83) 日本經濟調查行東京報告
 (84) 日本經濟調查行東京報告
 (85) 日本經濟調查行東京報告
 (86) 日本經濟調查行東京報告
 (87) 日本經濟調查行東京報告
 (88) 日本經濟調查行東京報告
 (89) 日本經濟調查行東京報告
 (90) 日本經濟調查行東京報告
 (91) 日本經濟調查行東京報告
 (92) 日本經濟調查行東京報告
 (93) 日本經濟調查行東京報告
 (94) 日本經濟調查行東京報告
 (95) 日本經濟調查行東京報告
 (96) 日本經濟調查行東京報告
 (97) 日本經濟調查行東京報告
 (98) 日本經濟調查行東京報告
 (99) 日本經濟調查行東京報告
 (100) 日本經濟調查行東京報告

各國躉售物價指數表 (續)

Index Numbers of Wholesale Prices in China and Foreign Countries (Contd.)

洲別	Continent	國家	Country	編制機關	Authority	基期	歐洲														
							比荷時	丹麥	俄國	愛沙尼亞	瑞典	挪威	芬蘭	波蘭	奧地利	捷克斯拉夫	匈牙利	瑞士	瑞士	瑞士	
							Belgium	Denmark	Russia	Estonia	Sweden	Norway	Finland	Poland	Austria	Czechoslovakia	Hungary	Switzerland			
							Official	Official	Official	Official	Official	Official	Official	Official	Official	Official	Official	Official			
		1914	1913	1913	1913	1913	1913	1913	1913	1913	1913	1913	1913	1913	1914	1914	1914	1914	1914		
		(5)	(5)	(5)	(5)	(5)	(5)	(5)	(5)	(5)	(5)	(5)	(5)	(5)	(5)	(5)	(5)	(5)	(5)		
		394	382	392	392	392	392	392	392	392	392	392	392	392	392	392	392	392	392		
		306	307	307	307	307	307	307	307	307	307	307	307	307	307	307	307	307	307		
		597	597	597	597	597	597	597	597	597	597	597	597	597	597	597	597	597	597		
		573	573	573	573	573	573	573	573	573	573	573	573	573	573	573	573	573	573		
		589	589	589	589	589	589	589	589	589	589	589	589	589	589	589	589	589	589		
		448	448	448	448	448	448	448	448	448	448	448	448	448	448	448	448	448	448		
		847	847	847	847	847	847	847	847	847	847	847	847	847	847	847	847	847	847		
		843	843	843	843	843	843	843	843	843	843	843	843	843	843	843	843	843	843		
		845	845	845	845	845	845	845	845	845	845	845	845	845	845	845	845	845	845		
		869	869	869	869	869	869	869	869	869	869	869	869	869	869	869	869	869	869		
		850	850	850	850	850	850	850	850	850	850	850	850	850	850	850	850	850	850		
		809	809	809	809	809	809	809	809	809	809	809	809	809	809	809	809	809	809		
		151	151	151	151	151	151	151	151	151	151	151	151	151	151	151	151	151	151		
		154	154	154	154	154	154	154	154	154	154	154	154	154	154	154	154	154	154		
		841	841	841	841	841	841	841	841	841	841	841	841	841	841	841	841	841	841		
		851	851	851	851	851	851	851	851	851	851	851	851	851	851	851	851	851	851		
		848	848	848	848	848	848	848	848	848	848	848	848	848	848	848	848	848	848		
		848	848	848	848	848	848	848	848	848	848	848	848	848	848	848	848	848	848		
		847	847	847	847	847	847	847	847	847	847	847	847	847	847	847	847	847	847		
		844	844	844	844	844	844	844	844	844	844	844	844	844	844	844	844	844	844		
		844	844	844	844	844	844	844	844	844	844	844	844	844	844	844	844	844	844		
		844	844	844	844	844	844	844	844	844	844	844	844	844	844	844	844	844	844		
		841	841	841	841	841	841	841	841	841	841	841	841	841	841	841	841	841	841		
		841	841	841	841	841	841	841	841	841	841	841	841	841	841	841	841	841	841		
		844	844	844	844	844	844	844	844	844	844	844	844	844	844	844	844	844	844		
		841	841	841	841	841	841	841	841	841	841	841	841	841	841	841	841	841	841		
		841	841	841	841	841	841	841	841	841	841	841	841	841	841	841	841	841	841		
		839	839	839	839	839	839	839	839	839	839	839	839	839	839	839	839	839	839		
		835	835	835	835	835	835	835	835	835	835	835	835	835	835	835	835	835	835		
		148	148	148	148	148	148	148	148	148	148	148	148	148	148	148	148	148	148		
		148	148	148	148	148	148	148	148	148	148	148	148	148	148	148	148	148	148		
		867	867	867	867	867	867	867	867	867	867	867	867	867	867	867	867	867	867		
		146	146	146	146	146	146	146	146	146	146	146	146	146	146	146	146	146	146		
		146	146	146	146	146	146	146	146	146	146	146	146	146	146	146	146	146	146		
		865	865	865	865	865	865	865	865	865	865	865	865	865	865	865	865	865	865		
		147	147	147	147	147	147	147	147	147	147	147	147	147	147	147	147	147	147		
		144	144	144	144	144	144	144	144	144	144	144	144	144	144	144	144	144	144		
		162	162	162	162	162	162	162	162	162	162	162	162	162	162	162	162	162	162		
		163	163	163	163	163	163	163	163	163	163	163	163	163	163	163	163	163	163		
		142	142	142	142	142	142	142	142	142	142	142	142	142	142	142	142	142	142		
		141	141	141	141	141	141	141	141	141	141	141	141	141	141	141	141	141	141		
		849	849	849	849	849	849	849	849	849	849	849	849	849	849	849	849	849	849		

(5) 日內瓦國際聯盟統計月刊
 (e) 自民國十五年一月起,各項指數係按民國十五年元月
 用之新資料編製。
 (f) 關於十二月份之指數。
 (g) 民國十四年以前各項指數,係照羅際氏所編製。
 (5) Monthly Bulletin of Statistics, League of Nations, Geneva.
 (e) Since Jan. 1926, New Series Recalculated on the basis of the
 New Zolety as from Oct. 1926.
 (f) December figure.
 (g) Until end of 1925, Lorenz.

各國躉售物價指數表 (續)

Index Numbers of Wholesale Prices in China and Foreign Countries (Contd.)

洲別	Continent	國別	Country	編製機關	Authority	基本年度	Base Period	歐洲	EUROPE	北美洲	NORTH AMERICA	南美洲	South America	非洲	AFRICA	大洋洲	OCEANIA
		意大利	Italy	Prof. Comerio di Commercio di milano	Official	1913	1913	481	481	1319	1319	229	229	316	316	164.8	164.8
		西班牙	Spain	Bureau of Statistics	Official	1913	1913	97	97	101	101	180	180	146	146	161.6	161.6
		西班牙	Spain	Bureau of Statistics	Official	1913	1913	97	97	101	101	180	180	146	146	161.6	161.6
		英國	Great Britain	Fisher	Official	1926	1926	97	97	101	101	180	180	146	146	161.6	161.6
		美國	U.S.A.	Irving	Official	1926	1926	97	97	101	101	180	180	146	146	161.6	161.6
		加拿大	Canada	Dominion Bureau of Stat.	Official	1913	1913	100	100	100	100	100	100	100	100	100	100
		埃及	Egypt	Cairo	Official	1914	1914	121	121	120	120	118	118	115	115	106.1	106.1
		南非聯邦	Union of South Africa	Official	1913	1913	100	100	100	100	100	100	100	100	100	100	100
		澳洲	Australia	Official	1913	1913	100	100	100	100	100	100	100	100	100	100	100
		紐西蘭	New Zealand	Official	1913	1913	100	100	100	100	100	100	100	100	100	100	100
		英國	Great Britain	Statist.	Official	1926	1926	97	97	101	101	180	180	146	146	161.6	161.6
		美國	U.S.A.	Irving	Official	1926	1926	97	97	101	101	180	180	146	146	161.6	161.6
		加拿大	Canada	Dominion Bureau of Stat.	Official	1913	1913	100	100	100	100	100	100	100	100	100	100
		埃及	Egypt	Cairo	Official	1914	1914	121	121	120	120	118	118	115	115	106.1	106.1
		南非聯邦	Union of South Africa	Official	1913	1913	100	100	100	100	100	100	100	100	100	100	100
		澳洲	Australia	Official	1913	1913	100	100	100	100	100	100	100	100	100	100	100
		紐西蘭	New Zealand	Official	1913	1913	100	100	100	100	100	100	100	100	100	100	100
		英國	Great Britain	Statist.	Official	1926	1926	97	97	101	101	180	180	146	146	161.6	161.6
		美國	U.S.A.	Irving	Official	1926	1926	97	97	101	101	180	180	146	146	161.6	161.6
		加拿大	Canada	Dominion Bureau of Stat.	Official	1913	1913	100	100	100	100	100	100	100	100	100	100
		埃及	Egypt	Cairo	Official	1914	1914	121	121	120	120	118	118	115	115	106.1	106.1
		南非聯邦	Union of South Africa	Official	1913	1913	100	100	100	100	100	100	100	100	100	100	100
		澳洲	Australia	Official	1913	1913	100	100	100	100	100	100	100	100	100	100	100
		紐西蘭	New Zealand	Official	1913	1913	100	100	100	100	100	100	100	100	100	100	100

(5) Monthly Bulletin of Statistics, League of Nations, Geneva.
 (6) The Statist, London.
 (7) Revised Monthly Bulletin of Statistics, League of Nations, Geneva.
 (8) Dominion Bureau of Statistics, Ottawa, U. S. A.
 (9) Monthly Bulletin of Statistics, League of Nations, Geneva.
 (10) Increased Monthly Bulletin of Statistics, League of Nations, Geneva.
 (11) Dominion Bureau of Statistics, Ottawa, U. S. A.
 (12) Average of eight months.
 (13) Average of eight months.

上海臺售物價表 (續)
The Table of Wholesale Prices in Shanghai (contd.)

物 品 及 其 原 料 類 (續) Commodities & Descriptions	單 位 Unit	市 價 (上 海 報 券)			
		十 八 年 四 月 April, 1929 一 日 十 五 日 1st. 15th.	十 八 年 五 月 May, 1929 一 日 十 五 日 1st. 15th.	十 八 年 六 月 June, 1929 一 日 十 五 日 1st. 15th.	十 八 年 六 月 June, 1929 一 日 十 五 日 1st. 15th.
花色布 Textiles (contd.) Cotton Piece Goods, Dyed:— Cotton Flannel, twill weave, red, 38" X 38" (48x48) (Imp.)	碼 疋 yard piece	0.172	0.170	0.170	0.170
蘇州 20吋 日本藍條布	碼 疋	7.450	7.700	7.850	7.700
蘇州 20吋 日本藍條布	碼 疋	12.850	12.600	12.750	12.800
蘇州 20吋 日本藍條布	碼 疋	30.000	30.000	30.000	30.000
蘇州 20吋 日本藍條布	碼 疋	0.640	0.640	0.632	0.645
蘇州 20吋 日本藍條布	碼 疋	0.250	0.235	0.240	0.235
蘇州 20吋 日本藍條布	碼 疋	0.590	0.515	0.515	0.510
蘇州 20吋 日本藍條布	碼 疋	1.950	1.925	1.815	1.820
蘇州 20吋 日本藍條布	碼 疋	17.750	17.500	17.500	17.250
蘇州 20吋 日本藍條布	碼 疋	0.122	0.122	0.122	0.122
蘇州 20吋 日本藍條布	碼 疋	0.620	0.620	0.620	0.620
蘇州 20吋 日本藍條布	碼 疋	0.07, 0.09	0.07, 0.09	0.07, 0.09	0.07, 0.09
蘇州 20吋 日本藍條布	碼 疋	735.000	735.000	735.000	735.000
蘇州 20吋 日本藍條布	碼 疋	1300.000	1250.000	1300.000	1250.000
蘇州 20吋 日本藍條布	碼 疋	490.000	490.000	490.000	490.000
蘇州 20吋 日本藍條布	碼 疋	650.000	650.000	650.000	650.000
蘇州 20吋 日本藍條布	碼 疋	920.000	915.000	930.000	930.000
蘇州 20吋 日本藍條布	碼 疋	300.000	305.000	300.000	300.000
蘇州 20吋 日本藍條布	碼 疋	370.000	350.000	370.000	370.000
蘇州 20吋 日本藍條布	碼 疋	1.000	1.000	1.000	1.000
蘇州 20吋 日本藍條布	碼 疋	13.500	13.000	13.000	13.000
蘇州 20吋 日本藍條布	碼 疋	0.752	0.750	0.748	0.745
蘇州 20吋 日本藍條布	碼 疋	0.510	0.510	0.510	0.510
蘇州 20吋 日本藍條布	碼 疋	5.250	5.250	5.250	5.250
蘇州 20吋 日本藍條布	碼 疋	2.475	2.450	2.450	2.475
蘇州 20吋 日本藍條布	碼 疋	4.150	4.150	4.150	4.150
蘇州 20吋 日本藍條布	碼 疋	2.550	2.525	2.550	2.500
蘇州 20吋 日本藍條布	碼 疋	1.400	1.400	1.400	1.400
蘇州 20吋 日本藍條布	碼 疋	2.625	2.625	2.625	2.625
蘇州 20吋 日本藍條布	碼 疋	2.700	2.700	2.700	2.700
蘇州 20吋 日本藍條布	碼 疋	30.000	30.000	30.000	30.000
蘇州 20吋 日本藍條布	碼 疋	54.500	51.000	54.000	55.000

上 海 報 券 (續)

上海 薑 售 物 價 表 (續)

3

The Table of Wholesale Prices in Shanghai (contd.)

Commodities & Descriptions	單位 Unit	市 價 (上 海 元)			
		十八年四月		十八年五月	
		一 日 1st.	十 五 日 15th.	一 日 1st.	十 五 日 15th.
建 築 材 料 類 (續) Building Materials (contd.)					
Tiles—					
天津紅瓦	瓦片	60,000	60,000	55,000	55,000
廣東青瓦	瓦片 10,000	39,517	38,721	38,846	40,088
石灰	担	1,487	1,897	1,291	1,289
水泥	桶	3,500	3,500	3,500	3,500
	桶	2,800	2,950	3,000	3,000
	担	5,600	5,900	5,900	5,250
磚	担	107,500	107,500	107,500	107,881
生漆	桶	2,600	3,500	3,500	3,500
油	桶	7,000	7,000	7,000	7,000
桐油	四十加倫				
	加倫				
工 業 用 品 類 Industrial Materials					
Indigo Paste—					
靛油	担	9,000	9,000	9,000	9,000
	担	42,000	42,000	42,000	42,000
Aniline dyes—					
蘇打	担	26,000	26,000	26,000	26,000
	担	1,300	1,250	1,250	1,250
	担	1,000	1,000	1,000	1,000
	担	3,400	3,400	3,400	3,400
	担	4,700	4,700	4,600	4,700
	担	1,050	1,050	1,050	1,050
	担	0,550	0,550	0,550	0,550
	担	1,700	1,700	1,700	1,700
	担	0,480	0,480	0,480	0,480
	担	21,000	21,500	20,800	20,000
	担	5,400	5,600	5,800	5,500
Soda—					
蘇打	担	4,100	4,200	4,200	4,100
	担	7,800	7,800	7,800	7,800
	担	9,340	9,322	9,352	9,307
	担	4,670	5,015	5,015	4,871
	担	34,000	34,000	34,000	34,000

十六年六月 June, 1929
十六年五月 May, 1929
十六年四月 April, 1929

上海 臺灣 售物 價表 (續)

The Table of Wholesale Prices in Shanghai (contd.)

Commodities & Descriptions	單位 Unit	市價 (上海 規元)		市價 (上海 規元)	
		Aprils, 1928 一 日 1st.	一 日 1st.	May, 1928 一 日 1st.	一 日 1st.
針 1/19 春羅細洋針	萬枚	13,000	13,000	13,000	13,000
1/12 羅細洋針	打	13,250	13,250	13,250	13,250
衛生針	打	13,750	13,500	13,500	13,500
香港白線	打	3,250	3,200	3,200	3,200
10吋半拍羅元羅綢	碼	1,293	1,484	1,439	1,432
10吋半拍羅元羅綢	碼	9,750	10,070	9,850	10,070
三、四、五、六、七、八、九、十吋半拍羅元羅綢	碼	180,000	180,000	180,000	180,000
二、七、五、四、三、二吋半拍羅元羅綢	碼	375,000	375,000	375,000	375,000
八吋半羅元羅綢	打	39,500	39,000	39,000	39,500
200度脫16/50電燈泡	百只	80,000	20,058	90,132	20,058
老德手電	打	2,000	2,000	2,000	1,950
一號手電	打	82,500	80,000	82,500	80,400
十號手電	打	120,000	120,000	120,000	120,000
十七號手電	打	130,000	130,000	135,000	140,000
十五號白手電	打	8,000	8,000	8,000	8,000
四號白手電	打	23,500	23,000	23,500	23,000
四號白手電	打	25,000	25,000	25,000	25,000
四號白手電	打	350,000	348,000	348,000	355,000
甘草	斤	48,000	48,000	46,000	50,000
川芎	斤	16,200	16,400	17,000	16,800
阿膠	斤	7,750	7,744	7,750	7,736
五時羅綢	碼	2,400	2,400	2,400	2,500
羅綢	碼	2,546	2,940	3,021	3,008
六吋羅綢	碼	1,724	1,721	1,725	1,718
日本三號白皮線	打	0,400	0,400	0,400	0,400
羅綢	碼	28,500	28,800	29,000	29,000
美國羅綢	碼	62,348	61,599	65,409	68,108
美國羅綢	碼	2,874	2,904	2,877	2,868
美國羅綢	碼	2,801	2,801	2,801	2,801
美國羅綢	碼	3,578	3,571	3,568	3,557
美國羅綢	碼	2,801	2,801	2,801	2,801
美國羅綢	碼	3,578	3,571	3,568	3,557

暫編上海生活費指數表

The "Provisional" Index Number of Cost of Living in Shanghai

民國十四年全年平均 = 100 Annual Average of 1925 = 100

		食物類 Food	燃料及電氣類 Fuel and Lighting	衣着類 Clothing	房租類 Rent	雜用品類 Miscellaneous Articles	總平均 General Average
品數 No. of Commodities		20	6	12	1	5	44
民國十五年 1926							
一月	January	115.9	104.6	107.9	100.0	98.0	108.8
二月	February	119.6	97.6	110.8	100.0	98.0	110.8
三月	March	131.3	98.5	110.5	100.0	95.3	116.9
四月	April	137.1	109.0	109.3	100.0	94.2	119.9
五月	May	137.4	105.4	103.3	100.0	94.2	119.6
六月	June	141.2	107.0	101.1	100.0	99.4	121.5
七月	July	146.1	110.6	100.9	100.0	96.9	124.0
八月	August	151.0	109.7	101.7	100.0	96.7	126.5
九月	September	162.1	113.4	100.6	100.0	96.1	132.3
十月	October	163.1	118.0	102.1	100.0	101.1	132.9
十一月	November	152.2	119.2	96.5	100.0	102.5	126.9
十二月	December	145.6	122.7	95.5	100.0	97.2	123.5
平均	Average	141.9	108.9	103.3	100.0	97.5	122.0
民國十六年 1927							
一月	January	146.8	122.2	102.9	100.0	101.1	124.6
二月	February	141.7	122.1	98.3	100.0	99.7	121.7
三月	March	148.5	125.6	100.1	100.0	97.8	125.3
四月	April	139.1	125.3	96.5	100.0	95.6	120.3
五月	May	139.1	128.7	94.5	100.0	99.2	120.1
六月	June	144.1	126.6	98.3	100.0	99.2	122.9
七月	July	152.6	122.8	100.2	100.0	99.2	127.5
八月	August	154.3	125.2	103.5	100.0	99.7	128.6
九月	September	151.5	123.6	103.9	100.0	107.2	127.1
十月	October	135.6	118.2	102.8	100.0	101.9	118.8
十一月	November	107.9	107.6	101.7	100.0	102.2	104.5
十二月	December	102.6	102.2	102.5	100.0	105.8	101.7
平均	Average	138.6	120.8	100.4	100.0	100.7	120.2

此項指數擬暫停計算。俟工人家計調查竣事。得相當之比價資料後。再行發表。

Pending the results of the enquiry into Workmen's Family Budgets in order to get appropriate materials for properly weighting the various items entering into the cost of living, this index will be discontinued for the time being.

各國生活費指數表
Index Numbers of Cost of Living in China and Foreign Countries

1

洲	Continent	國別	Country	基年	Base Period	英國 United Kingdom	美國 Free State	法國 France	德國 Germany	比利時 Belgium	荷蘭 Netherlands	丹麥 Denmark	俄國 Russia	瑞典 Sweden	挪威 Norway	
亞洲 ASIA	Asia	中國 China	National Tariff Commission	1925	1914	630	105	Taris	1918-1914	1921	Amsterdam	1911-1913	1918	July, 1914	31	
		印度 India	Bombay	July, 1914	1914	(2) 171	(2) 184	(3) 353	(2)	(2)	(2) 174	(2) 174	(2) 184	July, 1914	(3) 253	
		民國十二年	1923	155	166	173	182	145	145	302	179	169	218	202	261	
		民國十三年	1924	165	171	173	186	189	189	304	170	169	217	209	274	
		民國十四年	1925	170	185	185	190	199	199	300	(b) 167	169	217	209	283	
		民國十五年	1926	185	195	195	205	214	214	304	(b) 167	169	217	209	283	
		民國十六年	1927	194	204	204	214	224	224	304	167	169	217	209	283	
		民國十六年	1927	194	204	204	214	224	224	304	167	169	217	209	283	
		民國十六年	1927	194	204	204	214	224	224	304	167	169	217	209	283	
		民國十六年	1927	194	204	204	214	224	224	304	167	169	217	209	283	
		民國十六年	1927	194	204	204	214	224	224	304	167	169	217	209	283	
		民國十六年	1927	194	204	204	214	224	224	304	167	169	217	209	283	
		民國十六年	1927	194	204	204	214	224	224	304	167	169	217	209	283	
歐洲 EUROPE	Europe	英國 United Kingdom	Kingdom	July, 1914	1914	105	105	Taris	1918-1914	1921	Amsterdam	1911-1913	1918	July, 1914	31	
		美國 Free State	Free State	July, 1914	1914	(2) 171	(2) 184	(3) 353	(2)	(2)	(2) 174	(2) 174	(2) 184	July, 1914	(3) 253	
		法國 France	France	July, 1914	1914	105	105	Taris	1918-1914	1921	Amsterdam	1911-1913	1918	July, 1914	31	
		德國 Germany	Germany	1918-1914	1914	(2)	(2)	(2)	(2)	(2)	(2) 174	(2) 174	(2) 184	July, 1914	(3) 253	
		比利時 Belgium	Belgium	1921	1914	(2)	(2)	(2)	(2)	(2)	(2) 174	(2) 174	(2) 184	July, 1914	(3) 253	
		荷蘭 Netherlands	Netherlands	Amsterdam	1911-1913	1914	(2) 174	(2) 184	(3) 353	(2)	(2)	(2) 174	(2) 174	(2) 184	July, 1914	(3) 253
		丹麥 Denmark	Denmark	July, 1914	1914	(2) 171	(2) 184	(3) 353	(2)	(2)	(2) 174	(2) 174	(2) 184	July, 1914	(3) 253	
		俄國 Russia	Russia	1918	1914	(2) 171	(2) 184	(3) 353	(2)	(2)	(2) 174	(2) 174	(2) 184	July, 1914	(3) 253	
		瑞典 Sweden	Sweden	July, 1914	1914	(2) 171	(2) 184	(3) 353	(2)	(2)	(2) 174	(2) 174	(2) 184	July, 1914	(3) 253	
		挪威 Norway	Norway	July, 1914	1914	(2) 171	(2) 184	(3) 353	(2)	(2)	(2) 174	(2) 174	(2) 184	July, 1914	(3) 253	
		民國十二年	1923	155	166	173	182	145	145	302	179	169	218	202	261	
		民國十三年	1924	165	171	173	186	189	189	304	170	169	217	209	274	
		民國十四年	1925	170	185	185	190	199	199	300	(b) 167	169	217	209	283	
民國十五年	1926	185	195	195	205	214	214	304	(b) 167	169	217	209	283			
民國十六年	1927	194	204	204	214	224	224	304	167	169	217	209	283			
民國十六年	1927	194	204	204	214	224	224	304	167	169	217	209	283			
民國十六年	1927	194	204	204	214	224	224	304	167	169	217	209	283			
民國十六年	1927	194	204	204	214	224	224	304	167	169	217	209	283			
民國十六年	1927	194	204	204	214	224	224	304	167	169	217	209	283			
民國十六年	1927	194	204	204	214	224	224	304	167	169	217	209	283			
民國十六年	1927	194	204	204	214	224	224	304	167	169	217	209	283			
民國十六年	1927	194	204	204	214	224	224	304	167	169	217	209	283			

1

(1) Labor Gazette, Labor Office, Government of Bombay, Bombay.
 (2) Monthly Bulletin of Statistics, League of Nations, Geneva.
 (3) Figures in the third row refer to number of cities included in the investigation.
 (a) Since March, 1924, new series.
 (b) Since March, 1926, new series.
 (c) Since September, 1924, new series.
 (d) Revised series.

中華民國十六年九月

Index Numbers of Cost of Living in China and Foreign Countries (Contd.)

Table with columns for Continent, Country, and various index numbers for different months and years (1914, 1915, 1916, 1917, 1918, 1919, 1920, 1921, 1922, 1923, 1924, 1925, 1926, 1927, 1928, 1929). Countries include Spain, Italy, Switzerland, Greece, Bulgaria, Romania, Czechoslovakia, Hungary, Austria, Poland, Finland, and others.

(2) Monthly Bulletin of Statistics, League of Nations, Geneva. (3) Federal Reserve Bulletin, Federal Reserve Board, Washington. (4) December figure. (5) Since 1925, gold index revised series. (6) Since date of Stabilization, gold index.

各國生活費指數表 (續)
Index Numbers of Cost of Living in China and Foreign Countries (Contd.)

洲		北 美 洲		南 美 洲		非 洲		大 洋 洲	
國	別	北 美 洲	南 美 洲	智 利	埃 及	南 非 聯 邦	紐 西 蘭	澳 洲	洲
Country	Country	U.S.A.	Canada	Chile	Egypt	Union of South Africa	New Zealand	Australia	Oceania
基 本 年 度	Base Period	1913	1926	March, 1928	Cairo, 1914	1914	July, 1914	1911	
民國十二年	1923	(4)	(4)	(2)	(2)	(2)	(2)	(2)	(2)
民國十三年	1924	178	100.0	162	161	168	166	161
民國十四年	1925	178	98.0	161	183	160	163	149
民國十五年	1926	176	99.3	165	183	163	163	168
民國十六年	1927	172	98.5	160	181	163	163	168
民國十七年	1928	153	181	162	162	166
一月	Jan.	155	180
二月	Feb.	155	180	162
三月	Mar.	155	181
四月	Apr.	154	181
五月	May	154	182
六月	June	178	153	182	135
七月	July	151	181
八月	Aug.	151	181	161
九月	Sept.	152	181
十月	Oct.	152	182
十一月	Nov.	153	182
十二月	Dec.	172	152	182	180
民國十七年	1928
一月	Jan.	151	182
二月	Feb.	151	181	161
三月	Mar.	98.8	109	151	182
四月	Apr.	98.4	109	150	183
五月	May	98.4	104	149	183	162
六月	June	170	93.2	105	149	183
七月	July	98.4	106	151	181
八月	Aug.	98.2	107	153	181	161
九月	Sept.	98.2	111	153	181
十月	Oct.	98.2	111	153	181
十一月	Nov.	98.7	117	153	181	162
十二月	Dec.	171	99.7	110	154	181
民國十八年	1929
一月	Jan.	99.6	103	153	181
二月	Feb.	99.4	102	153	181	161
三月	Mar.	98.9	102	153	182
四月	Apr.	98.9	103	150	182
五月	May	98.8	106	151	182	161
六月	June	98.7	182

(2) 日本經濟調查會統計月刊
(3) 日內瓦國際聯盟統計月刊
(4) 加拿大統計局統計月刊
(2) Monthly Bulletin of Statistics, League of Nations, Geneva.
(3) Prices and Price Indexes, Dominion Bureau of Statistics, Canada.

各國食物零售市價指數表

Index Numbers of Retail Food Prices in Foreign Countries

洲別		Continent		國家		Country		基水年		Base Period		1928		1929		1930		1931		1932	
亞洲		ASIA		歐洲		EUROPE		1914		1914		1928		1929		1930		1931		1932	
印度		India		英國		United Kingdom		1914		1914		1928		1929		1930		1931		1932	
Bombay		Calcutta		London		Paris		1914		1914		1928		1929		1930		1931		1932	
1914	100	100	100	100	100	100	100	100	100	100	100	100	100	100	100	100	100	100	100	100	100
1928	100	100	100	100	100	100	100	100	100	100	100	100	100	100	100	100	100	100	100	100	100
1929	100	100	100	100	100	100	100	100	100	100	100	100	100	100	100	100	100	100	100	100	100
1930	100	100	100	100	100	100	100	100	100	100	100	100	100	100	100	100	100	100	100	100	100
1931	100	100	100	100	100	100	100	100	100	100	100	100	100	100	100	100	100	100	100	100	100
1932	100	100	100	100	100	100	100	100	100	100	100	100	100	100	100	100	100	100	100	100	100

(1) 孟買勞工局勞工總表
 (2) 倫敦勞工局勞工總表
 (3) 巴黎勞工局勞工總表
 (4) 倫敦勞工局勞工總表
 (5) 倫敦勞工局勞工總表
 (6) 倫敦勞工局勞工總表
 (7) 倫敦勞工局勞工總表
 (8) 倫敦勞工局勞工總表
 (9) 倫敦勞工局勞工總表
 (10) 倫敦勞工局勞工總表
 (11) 倫敦勞工局勞工總表
 (12) 倫敦勞工局勞工總表
 (13) 倫敦勞工局勞工總表
 (14) 倫敦勞工局勞工總表
 (15) 倫敦勞工局勞工總表
 (16) 倫敦勞工局勞工總表
 (17) 倫敦勞工局勞工總表
 (18) 倫敦勞工局勞工總表
 (19) 倫敦勞工局勞工總表
 (20) 倫敦勞工局勞工總表
 (21) 倫敦勞工局勞工總表
 (22) 倫敦勞工局勞工總表
 (23) 倫敦勞工局勞工總表
 (24) 倫敦勞工局勞工總表
 (25) 倫敦勞工局勞工總表
 (26) 倫敦勞工局勞工總表
 (27) 倫敦勞工局勞工總表
 (28) 倫敦勞工局勞工總表
 (29) 倫敦勞工局勞工總表
 (30) 倫敦勞工局勞工總表
 (31) 倫敦勞工局勞工總表
 (32) 倫敦勞工局勞工總表
 (33) 倫敦勞工局勞工總表
 (34) 倫敦勞工局勞工總表
 (35) 倫敦勞工局勞工總表
 (36) 倫敦勞工局勞工總表
 (37) 倫敦勞工局勞工總表
 (38) 倫敦勞工局勞工總表
 (39) 倫敦勞工局勞工總表
 (40) 倫敦勞工局勞工總表
 (41) 倫敦勞工局勞工總表
 (42) 倫敦勞工局勞工總表
 (43) 倫敦勞工局勞工總表
 (44) 倫敦勞工局勞工總表
 (45) 倫敦勞工局勞工總表
 (46) 倫敦勞工局勞工總表
 (47) 倫敦勞工局勞工總表
 (48) 倫敦勞工局勞工總表
 (49) 倫敦勞工局勞工總表
 (50) 倫敦勞工局勞工總表
 (51) 倫敦勞工局勞工總表
 (52) 倫敦勞工局勞工總表
 (53) 倫敦勞工局勞工總表
 (54) 倫敦勞工局勞工總表
 (55) 倫敦勞工局勞工總表
 (56) 倫敦勞工局勞工總表
 (57) 倫敦勞工局勞工總表
 (58) 倫敦勞工局勞工總表
 (59) 倫敦勞工局勞工總表
 (60) 倫敦勞工局勞工總表
 (61) 倫敦勞工局勞工總表
 (62) 倫敦勞工局勞工總表
 (63) 倫敦勞工局勞工總表
 (64) 倫敦勞工局勞工總表
 (65) 倫敦勞工局勞工總表
 (66) 倫敦勞工局勞工總表
 (67) 倫敦勞工局勞工總表
 (68) 倫敦勞工局勞工總表
 (69) 倫敦勞工局勞工總表
 (70) 倫敦勞工局勞工總表
 (71) 倫敦勞工局勞工總表
 (72) 倫敦勞工局勞工總表
 (73) 倫敦勞工局勞工總表
 (74) 倫敦勞工局勞工總表
 (75) 倫敦勞工局勞工總表
 (76) 倫敦勞工局勞工總表
 (77) 倫敦勞工局勞工總表
 (78) 倫敦勞工局勞工總表
 (79) 倫敦勞工局勞工總表
 (80) 倫敦勞工局勞工總表
 (81) 倫敦勞工局勞工總表
 (82) 倫敦勞工局勞工總表
 (83) 倫敦勞工局勞工總表
 (84) 倫敦勞工局勞工總表
 (85) 倫敦勞工局勞工總表
 (86) 倫敦勞工局勞工總表
 (87) 倫敦勞工局勞工總表
 (88) 倫敦勞工局勞工總表
 (89) 倫敦勞工局勞工總表
 (90) 倫敦勞工局勞工總表
 (91) 倫敦勞工局勞工總表
 (92) 倫敦勞工局勞工總表
 (93) 倫敦勞工局勞工總表
 (94) 倫敦勞工局勞工總表
 (95) 倫敦勞工局勞工總表
 (96) 倫敦勞工局勞工總表
 (97) 倫敦勞工局勞工總表
 (98) 倫敦勞工局勞工總表
 (99) 倫敦勞工局勞工總表
 (100) 倫敦勞工局勞工總表

各國食物零售市價指數表(續)
Index Numbers of Retail Food Prices in Foreign Countries (Contd.)

洲別	Continent	國家	Country	基本年度	Base Period	歐洲	EUROPE	北美洲	North America	非洲	Africa	大洋洲	Oceania
						奧地利	Austria	加拿大	Canada	埃及	Egypt	澳洲	Australia
						匈牙利	Hungary	美國	United States	南非	Union of South Africa	紐西蘭	New Zealand
						捷克斯拉夫	Czechoslovakia	希臘	Greece	意大利	Italy		
						波蘭	Poland	羅馬尼亞	Romania	瑞士	Switzerland		
						保加利亞	Bulgaria	希臘	Greece	荷蘭	Holland		
						捷克	Czech	希臘	Greece	荷蘭	Holland		
						捷克斯拉夫	Czechoslovakia	希臘	Greece	荷蘭	Holland		
奧地利		1914	1913	1914	1914	1914	1913	1914	1914	1914	1914	1914	1914
		(2)	...	(2)	...	(2)	...	(2)	...	(2)	...	(2)	...
...		115	100	100	100	100	100	100	100	100	100	100	100
...		121	125	922	2,667	2,048	153	550	152	98.1	140	118	154
...		119	117	914	2,657	2,002	158	625	156	...	153	158	148
...		119	121	914	2,658	1,997	157	632	151	...	146	146	146
...		118	123	923	2,546	2,021	156	617	151	...	154	151	145
...		119	120	930	2,571	2,063	156	565	152	...	149	121	152
...		122	130	919	2,788	2,083	157	541	155	...	149	120	153
...		122	126	922	2,692	2,050	157	524	150	...	147	119	153
...		123	126	910	2,711	2,014	157	514	149	...	145	118	155
...		119	121	907	2,692	2,070	159	509	151	...	145	117	157
...		123	127	907	2,696	2,071	159	509	153	...	146	119	157
...		119	122	906	2,654	2,086	161	510	153	...	148	119	157
...		118	123	913	2,686	2,101	160	513	153	...	147	119	166
...		118	122	913	2,734	1,462.2	150	490	152	...	143	119	155
...		117	121	910	2,778	1,435.0	153	441	149	...	142	118	152
...		116	121	901	2,790	1,430.0	157	441	148	...	139	118	155
...		117	126	905	2,851	1,444	156	441	149	...	140	129	154
...		117	130	908	2,863	1,454.5	156	460	151	...	138	129	154
...		122	132	928	2,863	1,442.2	156	442	149	...	140	118	154
...		119	121	943	2,878	1,374.5	157	410	150	...	144	116	152
...		120	131	943	2,747	1,294.5	156	338	151	...	143	115	150
...		120	133	928	2,769	1,314.5	157	340	155	...	146	115	150
...		120	139	907	2,594	1,367.7	158	341	153	...	145	115	147
...		119	127	918	2,862	1,374.8	158	344	154	...	145	115	150
...		119	126	903	2,869	1,324.5	158	344	153	...	145	115	152
...		120	125	903	2,817	1,382.9	157	347	151	...	145	115	149
...		123	130	911	2,691	1,343.0	157	344	151	...	145	117	146
...		121	132	901	2,634	1,334.0	156	345	149	...	144	116	147
...		120	132	901	2,654	1,335.0	156	347	149	...	144	116	147
...		120	134	906	154	347	150	...	144	119	147
...		124	129	907	155	348	152	...	144	118	147
...		124	129	907	148	348	148	...	144	118	147

(2) 日本五國聯盟國統計月報
(3) 美國統計局編印報告
(4) 加拿大統計局編印月報
(5) 自本表開始起至各月報者係指全帶價格指數
(6) 自本表開始起至一月報者係指全帶價格指數
(7) 自本表開始起至一月報者係指全帶價格指數
(8) 自本表開始起至一月報者係指全帶價格指數
(9) 自本表開始起至一月報者係指全帶價格指數
(10) 自本表開始起至一月報者係指全帶價格指數
(11) 自本表開始起至一月報者係指全帶價格指數
(12) 自本表開始起至一月報者係指全帶價格指數
(13) 自本表開始起至一月報者係指全帶價格指數
(14) 自本表開始起至一月報者係指全帶價格指數
(15) 自本表開始起至一月報者係指全帶價格指數
(16) 自本表開始起至一月報者係指全帶價格指數
(17) 自本表開始起至一月報者係指全帶價格指數
(18) 自本表開始起至一月報者係指全帶價格指數
(19) 自本表開始起至一月報者係指全帶價格指數
(20) 自本表開始起至一月報者係指全帶價格指數

上海零售物價表
Retail Prices in Shanghai

物 品	Commodities	數量單位 Classifier of Quantity	貨幣單位 Unit of Money	十八年四月 April, 1929		十八年五月 May, 1929		十八年六月 June, 1929	
				一日 1st	十五日 15th	一日 1st	十五日 15th	一日 1st	十五日 15th
食 物 類									
常熟白飯	Rice, white	石	大洋(圓)Dollar	12.075	12.075	12.485	12.375	12.275	12.200
二號華豐麵粉	Flour, No. 2, "Hua Feng"	包 sack	" "	3.215	3.140	3.120	2.985	2.979	2.965
豬肉	Pork, fresh	斤 catty	銅元(枚)Copper	109.866	100.155	98.540	94.808	108.468	105.689
牛肉	Beef, fresh	磅 pound	小洋(角)dime	3.050	3.050	3.050	3.050	3.050	3.050
羊肉	Mutton, fresh	" "	" "	3.050	3.050	3.000	3.000	3.200	3.250
紅北加雪肉	Bacon, native	斤 catty	大洋(圓)Dollar	0.317	0.310	0.327	0.375	0.393	0.395
雞	Chicken	" "	銅元(枚)Copper	141.068	135.497	149.000	145.712	146.878	146.633
雞蛋	Eggs, fresh	枚 piece	" "	7.100	7.000	7.300	7.000	7.400	7.250
包頭魚	Fish, fresh	兩 liang	" "	4.600	4.250	3.500	3.800	5.000
鹹帶魚	" salt, native	" "	" "	8.550	8.400	8.550	8.550	8.650	8.400
青菜	greens	斤 catty	" "	5.280	8.750	6.250	7.200	7.000	10.000
豆芽菜	Buds, bean	" "	" "	11.250	10.750	10.750	10.750	10.750	10.750
豆腐	Curd	塊 piece	" "	2.000	2.000	2.000	2.000	2.000	2.000
水蔥頭油	Oil	斤 catty	大洋(圓)Dollar	0.215	0.234	0.238	0.239	0.248	0.247
鹽	Sauce, 2nd quality	" "	銅元(枚)Copper	21.571	21.638	21.158	21.257	21.252	21.247
三溫牛車白鹽	Salt, common	" "	" "	21.710	21.250	21.250	21.250	21.250	21.250
春糖	Sugar, white, "HX"	" "	大洋(圓)Dollar	0.130	0.116	0.116	0.116	0.116	0.116
紅糖茶葉	Sugar, brown	" "	" "	0.095	0.095	0.095	0.095	0.095	0.095
京莊紹酒	Tea, "Hing Muey"	" "	" "	0.285	0.285	0.285	0.285	0.285	0.285
	Liquor, "Shao Hing"	" "	銅元(枚)Copper	45.442	43.654	43.310	43.712	43.164	43.092
衣 着 品 類									
頭白大青棉花	Cotton, raw, No. 1 (T'ai Chong)	斤 catty	大洋(圓)Dollar	0.500	0.495	0.495	0.495	0.495	0.495
30/50六股200呎白木紗	Machine Cotton, 6-cord, 200 yds.	只 roll	" "	0.130	0.130	0.130	0.130	0.130	0.130
中華本廠標子布	Cloth, striped, native, middle quality	尺 elih	" "	0.060	0.065	0.060	0.060	0.060	0.060
十四磅粗布	Sheetings, grey, 14 lbs. (Jap.)	" "	" "	0.110	0.105	0.105	0.105	0.105	0.100
十六磅粗布	Sheetings, black, 16 lbs. native	" "	" "	0.145	0.145	0.140	0.140	0.145	0.145
中華藍細斜	Jeans, blue, middle quality, (Jap.)	" "	" "	0.140	0.140	0.140	0.145	0.140	0.140
本廠標精斜呢	Checks, native	" "	" "	0.283	0.220	0.220	0.220	0.220	0.220
呢絨	Men's Felt Hats	只 each	" "	1.975	1.975	1.980	2.000	1.900	1.950

上海零售物價表 (續)
Retail Prices in Shanghai (Contd.)

物 品	數量單位 Classifier of Quantity	貨價單位 Unit of Money	十八年四月 April, 1929		十八年五月 May, 1929		十八年六月 June, 1929	
			一日 1st	十五日 15th	一日 1st	十五日 15th	一日 1st	十五日 15th
Commodities								
Clothing (contd.)								
短絨線襪	雙 pair	元	0.320	0.320	0.320	0.320	0.320	0.320
中等布鞋	雙 pair	元	0.755	0.820	0.820	0.820	0.820	0.841
十六磅元領布長袍	件 each	元	4.290	4.200	4.150	4.200	4.200	4.200
承衣單線棉衫	件 each	大洋(圓) dollar	4.700	4.700	4.550	4.550	4.500	4.300
十六磅元領布棉褲	件 each	元	2.100	2.100	2.100	2.100	2.100	2.100
元色沖直單領棉褲	件 each	元	2.000	2.000	2.000	2.000	2.000	2.000
元色沖直單領棉褲	件 each	元	2.000	2.000	2.000	2.000	2.000	2.000
元色沖直單領棉褲	件 each	元	2.150	2.150	2.150	2.150	2.150	2.150
元色沖直單領棉褲	件 each	元	2.100	2.100	2.100	2.100	2.100	2.100
九寸毛藍士領單棉衫	件 each	元	1.800	1.700	1.700	1.700	1.700	1.800
藍領布單棉衫	件 each	元	0.950	0.950	0.950	0.950	0.950	0.950
白藍領單子斜紋單棉衫	件 each	元	0.800	0.800	0.850	0.850	0.800	0.850
九寸毛藍士領單褲	條 piece	元	1.100	1.100	1.100	1.100	1.100	1.100
白藍領單褲	條 piece	元	0.850	0.850	0.850	0.850	0.850	0.850
白藍領單子斜紋棉褲	條 piece	元	0.700	0.700	0.700	0.700	0.650	0.650
Fuel and Lighting								
煙口大度白雲	捆 bundle	大洋(圓) dollar	0.050	0.048	0.050	0.053	0.053	0.055
溫州炭	担 piece	元	1.800	1.600	1.650	1.700	1.600	1.700
家用白蠟	磅 lb	元	1.980	1.900	1.850	1.850	1.800	1.800
老牌蠟燭	磅 lb	元	2.385	2.300	2.305	2.350	2.353	2.343
奧昌安全火柴	封 10 boxes	大洋(圓) dollar	15.000	15.000	15.000	15.000	15.000	15.000
十二牌牌燭	封 6 pieces	大洋(圓) dollar	0.200	0.200	0.200	0.200	0.200	0.200
電氣	每單位 k.w.h	元	0.127	0.127	0.127	0.127	0.127	0.127
Miscellaneous Articles								
五磅毛巾	條 piece	大洋(圓) dollar	0.190	0.190	0.190	0.190	0.190	0.190
百二十塊四水電	塊	元	15.000	15.000	15.000	15.000	15.000	15.000
水琴紙或紙	刀 30 sheets	大洋(圓) dollar	0.102	0.105	0.104	0.102	0.102	0.102
香煙(大葉牌)	十支 10 pieces	元	0.052	0.051	0.051	0.052	0.052	0.052

勞工問題叢書目錄

(前財政部駐滬調查實價局出版)

書名	定價
1. 美國勞工統計局之職務及組織之沿革	大洋一角
2. 英、加、新、西、大、勞資爭議調解及仲裁法	大洋一角
3. 日本職業介紹法令	大洋一角
4. 日本健康保險法令	大洋五角
5. 日本工場法令	大洋三角
6. 蘇俄新勞動法	大洋三角
7. 日本勞動法補編	大洋二角
8. 蘇俄住宅問題概觀	大洋三角
9. 勞工立法大要	大洋二角
10. 最低工資立法之要義	大洋四角
11. 工作時間	大洋四角
12. 失業問題	大洋三角五分
13. 工廠安全與衛生	大洋三角
14. 社會保險	大洋三角五分
15. 中國勞動問題之現狀	大洋二角五分
16. 德國勞動協約法概觀	大洋一角
17. 日本勞動組合法草案及其批評	大洋二角
18. 勞動爭議調停立法論	大洋二角
19. 德國勞動爭議調停法之研究	大洋二角
20. 瑞士、德意志、法蘭西關於勞動協約之主要立法例	大洋二角
21. 各國勞工運動概觀	大洋二角
22. 政府解決勞資爭議之方法	大洋四角
23. 德國工廠職工運動	大洋七角
24. 勞工結社立法之根本問題	
25. 勞工問題論叢	大洋三角五分

上海洋貨 貨 價 市 價 (續)

WHOLESALE PRICES OF FOREIGN GOODS AT SHANGHAI (Contd.)

貨物花色	貨物種類 (類)	DESCRIPTION OF GOODS	單位	躉售市價 (萬元)					平均 (萬元)
				Wholesale Prices (Shanghai)					
				四月	五月	六月	平均		
肉	鹿皮 (德西打標) (鹿)	Animal Products (contd.)	箱	38.800	38.000	38.000	38.267		
	牛柳汁 (德西打標) (鹿)	Lunch Tongue, Libby's, 1 1/4 oz.-tin, 4 doz.-case U.S.A.	打	38.800	38.000	38.000	38.267		
	各色油 (德西打標) (鹿)	Meat Juice, Borden's, 4 oz.-tin, 1 doz.-case G. B.	箱	91.753	94.895	98.822	96.160		
	鹿皮 (德西打標) (鹿)	Seal, Campbell's, 1 lb. case, U.S.A.	箱	8.250	8.250	8.250	8.250		
	鹿皮 (德西打標) (鹿)	Hides & Leather	担	65.000	66.500	64.500	65.333		
	鹿皮 (德西打標) (鹿)	Leather, Sole	担	66.000	64.500	64.000	64.800		
	鹿皮 (德西打標) (鹿)	Buffalo	担	36.600	37.000	36.000	36.533		
	鹿皮 (德西打標) (鹿)	A	担	36.600	37.000	36.000	36.533		
	鹿皮 (德西打標) (鹿)	Singapore	担	0.825	0.820	0.800	0.815		
	鹿皮 (德西打標) (鹿)	U. S. A.	担	0.800	0.800	0.800	0.800		
	鹿皮 (德西打標) (鹿)	B	担	0.790	0.800	0.780	0.790		
	鹿皮 (德西打標) (鹿)	Shoulder, A	担	0.675	0.675	0.650	0.668		
	鹿皮 (德西打標) (鹿)	Australia	担	0.710	0.675	0.640	0.675		
	鹿皮 (德西打標) (鹿)	Germany	担	0.660	0.645	0.620	0.642		
	鹿皮 (德西打標) (鹿)	U. S. A.	担	0.430	0.420	0.420	0.432		
	鹿皮 (德西打標) (鹿)	Black, B	担	0.850	0.840	0.840	0.847		
	鹿皮 (德西打標) (鹿)	Yellow, 1/4	担	0.850	0.880	0.900	0.877		
	鹿皮 (德西打標) (鹿)	Brown, B	担	0.850	0.880	0.900	0.877		
	鹿皮 (德西打標) (鹿)	Kid, Black	担	0.620	0.620	0.620	0.620		
	鹿皮 (德西打標) (鹿)	Yellow	担	0.620	0.620	0.620	0.620		
	鹿皮 (德西打標) (鹿)	Patent, Black, B	担	0.700	0.700	0.700	0.700		
	鹿皮 (德西打標) (鹿)	Beiting, 1 1/2 wide	担	0.120	0.120	0.125	0.122		
	鹿皮 (德西打標) (鹿)	U. S. A.	担	0.155	0.160	0.160	0.155		
	鹿皮 (德西打標) (鹿)	Other Kinds	担	12.500	12.500	12.500	12.500		
	鹿皮 (德西打標) (鹿)	Milk, Evaporated, Bear Brand, large tin, 1 doz.-case, Switzerland	箱	8.250	8.000	9.000	8.583		
	鹿皮 (德西打標) (鹿)	St. Charles Brand, 1 1/2 tin	担	8.750	8.750	9.250	8.917		
	鹿皮 (德西打標) (鹿)	Condensed, Eagle Brand, 1 1/2 tin	担	15.560	15.650	15.650	15.620		
	鹿皮 (德西打標) (鹿)	Milk Maid	担	13.440	13.440	13.440	13.440		
	鹿皮 (德西打標) (鹿)	Infants Food, Lactogen, 1 lb.-tin, 1 doz.-case, Australia	担	33.800	33.800	33.800	33.800		
	鹿皮 (德西打標) (鹿)	Malted Milk, Horlick's, 1 lb.-bottle, 3 doz.-case, G. B.	担	44.250	44.250	44.250	44.250		
	鹿皮 (德西打標) (鹿)	Infants Food, Vitamink (A) 3 lbs.-tin, U. S. A.	担	25.414	25.449	25.350	25.404		
	鹿皮 (德西打標) (鹿)	Butter, Fresh, Daisy Brand, 1 lb.-piece, 5 1/2 pcs.-case, Australia	担	49.234	49.302	49.110	49.215		
	鹿皮 (德西打標) (鹿)	Meadow	担	47.295	47.361	47.177	47.275		
	鹿皮 (德西打標) (鹿)	Golden Charm, 2 lbs.-tin, 50 tin.-case	担	67.000	68.500	68.500	68.000		
	鹿皮 (德西打標) (鹿)	Golden State, 1 lb.-tin, 4 doz.-case	担	51.650	51.761	51.559	51.670		

上海洋貨 貨 價 市 價 (續) 十八年六月

上海洋貨 葦售市價 (續)
WHOLESALE PRICES OF FOREIGN GOODS AT SHANGHAI (Contd.)

貨物花色	單位	Description of Goods	躉售市價 (續元)					平均 (續元)
			四月	五月	六月	六月	Average	
Fishery & Sea Products (contd.)								
魚翅	大只	Mussels	54.117	51.475	51.133	52.212		
	中只	Japan	48.800	46.870	46.650	47.417		
	小只	Manila	36.340	35.280	35.810		
	二號	31.580	28.860	30.220		
	三號	20.340	24.067	25.004		
干貝	大粒	Compooy	107.590	115.187	113.906	107.500		
	中粒	120.812	99.750	95.333	116.635		
	三號	100.500	103.417	95.000	98.354		
蠔	大只	Clams	73.000	69.000	71.000		
	中只	63.000	63.000		
	小只	159.000	159.000	159.000		
	二號	135.000	135.000	135.000		
	三號	98.000	90.000	94.000		
	四號	17.500	24.500	24.500		
	五號	17.500		
魚翅	大只	Curried		
	中只		
	小只		
	二號		
	三號		
	四號		
	五號		
魚翅	大只	Bicho de Mar		
	中只	Black, Spiked		
	小只		
	二號		
	三號		
	四號		
	五號		
	六號		
	七號		
	八號		
	九號		
	十號		
	十一號		
	十二號		
	十三號		
	十四號		
	十五號		
	十六號		
	十七號		
	十八號		
	十九號		
	二十號		
	二十一號		
	二十二號		
	二十三號		
	二十四號		
	二十五號		
	二十六號		
	二十七號		
	二十八號		
	二十九號		
	三十號		

日本 大只 中只 小只 二號 三號 四號 五號 六號 七號 八號 九號 十號 十一號 十二號 十三號 十四號 十五號 十六號 十七號 十八號 十九號 二十號 二十一號 二十二號 二十三號 二十四號 二十五號 二十六號 二十七號 二十八號 二十九號 三十號

四號	33	33	33	33	33	33	33	33	33	101,500	111,500	106,500
五號	33	33	33	33	33	33	33	33	33	90,400	103,000	96,700
六號	33	33	33	33	33	33	33	33	33	81,000	95,000	88,000
出辦	33	33	33	33	33	33	33	33	Singapore	101,500	97,200	97,067
一號	33	33	33	33	33	33	33	33	33	84,500	90,200	84,300
二號	33	33	33	33	33	33	33	33	33	79,070	80,800	84,100
三號	33	33	33	33	33	33	33	33	33	73,000	83,070	78,267
四號	33	33	33	33	33	33	33	33	33	68,870	77,000	73,933
五號	33	33	33	33	33	33	33	33	33	63,000	71,700	66,600
六號	33	33	33	33	33	33	33	33	33	59,000	67,570	61,000
大只	33	33	33	33	33	33	33	33	Melbourne	130,733	130,733	119,138
中只	33	33	33	33	33	33	33	33	33	81,000	89,000	81,333
小只	33	33	33	33	33	33	33	33	33	62,333	68,100	61,733
一號	33	33	33	33	33	33	33	33	33	59,335	83,950	83,950
二號	33	33	33	33	33	33	33	33	33	73,050	73,050
三號	33	33	33	33	33	33	33	33	33	66,150	66,150
四號	33	33	33	33	33	33	33	33	33	60,350	59,800
五號	33	33	33	33	33	33	33	33	33	54,230	54,230
出辦	33	33	33	33	33	33	33	33	33	48,850	48,850
一號	33	33	33	33	33	33	33	33	33	123,000	124,333
二號	33	33	33	33	33	33	33	33	33	135,000	115,000	115,000
三號	33	33	33	33	33	33	33	33	33	114,500	97,000	107,833
四號	33	33	33	33	33	33	33	33	33	81,000	74,000	86,170
出辦	33	33	33	33	33	33	33	33	Melbourne	94,000	86,070
一號	33	33	33	33	33	33	33	33	33	64,833	78,550
二號	33	33	33	33	33	33	33	33	33	88,500	66,667
三號	33	33	33	33	33	33	33	33	33	49,000	51,531
四號	33	33	33	33	33	33	33	33	33	86,000	85,500	85,500
出辦	33	33	33	33	33	33	33	33	Singapore	82,000	76,000	80,957
一號	33	33	33	33	33	33	33	33	33	76,500	71,500	75,600
二號	33	33	33	33	33	33	33	33	33	73,000	66,400	70,467
三號	33	33	33	33	33	33	33	33	33	69,600	61,033	65,744
四號	33	33	33	33	33	33	33	33	33	65,900	60,100	61,000
出辦	33	33	33	33	33	33	33	33	Macassar	78,000	33,000	33,700
一號	33	33	33	33	33	33	33	33	33	73,500	73,500
二號	33	33	33	33	33	33	33	33	33	69,000	69,000
三號	33	33	33	33	33	33	33	33	33	64,000	64,000
四號	33	33	33	33	33	33	33	33	33	56,000	56,000
出辦	33	33	33	33	33	33	33	33	33	52,700	52,700
一號	33	33	33	33	33	33	33	33	33	71,957	69,230	76,300
二號	33	33	33	33	33	33	33	33	33	68,733	65,357	68,583
三號	33	33	33	33	33	33	33	33	33	65,500	61,570	64,000
四號	33	33	33	33	33	33	33	33	33	57,970	54,230	60,914
出辦	33	33	33	33	33	33	33	33	33	54,230	59,375	57,175
一號	33	33	33	33	33	33	33	33	33	54,167	50,400	55,150
二號	33	33	33	33	33	33	33	33	33	50,333	45,900	50,675
三號	33	33	33	33	33	33	33	33	33	40,500	40,500
出辦	33	33	33	33	33	33	33	33	Singapore	37,600
一號	33	33	33	33	33	33	33	33	33

上海洋貨 貨 臺 售 市 價 (續)
WHOLESALE PRICES OF FOREIGN GOODS AT SHANGHAI (Contd.)

貨物花色	DESCRIPTION OF GOODS	單位 Classifier of Quantity	臺 售 市 價 (銀元) Wholesale Prices (Shanghai)				平均 Average (銀元) Shanghai
			四月 April	五月 May	六月 June		
水產類 (續)	Fishery & Sea Products (contd.)						
魚翅	Bichu de Mer						
白翅	White						
二號	Singapore	担 picul	35.000	35.000	35.000	35.000	
三號	Manila	担 picul	47.500	42.000	42.000	44.083	
四號		担 picul	44.750	37.800	37.800	39.017	
一號		担 picul	48.250	34.200	34.200	38.266	
二號		担 picul	45.250				
三號	Hongkong	担 picul	38.700				
四號		担 picul	43.750	42.200	42.200	41.983	
一號		担 picul	37.500	35.000	35.000	36.284	
二號		担 picul	32.433	23.800	23.800	28.117	
三號		担 picul	33.100				
海菜	Seaweed, long	担 picul		4.700	4.575	4.638	
一號	Japan	担 picul		4.300	4.300	4.300	
二號		担 picul		4.100	3.800	3.800	
三號		担 picul		4.200	3.258	4.046	
四號		担 picul		3.100	3.258	3.258	
五號		担 picul		3.100	3.258	3.258	
六號		担 picul		3.100	3.258	3.258	
七號		担 picul		3.100	3.258	3.258	
八號		担 picul		3.100	3.258	3.258	
九號		担 picul		3.100	3.258	3.258	
十號		担 picul		3.100	3.258	3.258	
十一號		担 picul		3.100	3.258	3.258	
十二號		担 picul		3.100	3.258	3.258	
十三號		担 picul		3.100	3.258	3.258	
十四號		担 picul		3.100	3.258	3.258	
十五號		担 picul		3.100	3.258	3.258	
十六號		担 picul		3.100	3.258	3.258	
十七號		担 picul		3.100	3.258	3.258	
十八號		担 picul		3.100	3.258	3.258	
十九號		担 picul		3.100	3.258	3.258	
二十號		担 picul		3.100	3.258	3.258	
茶 葉	Tea						
烏龍	Oolong						
一號	Assam-agar	担 picul	7.935	7.787	7.688	7.800	
二號	Ceram I	担 picul	8.787		9.138	8.963	
三號	Singapore	担 picul	7.833	7.943	7.838	7.871	
四號	Japan	担 picul	6.467	6.266	7.005	6.558	
五號		担 picul		184.000	181.300	182.750	
六號		担 picul		181.500	185.000	183.250	
七號		担 picul		177.650		177.650	
八號		担 picul		85.000	85.000	85.000	
九號		担 picul		85.000	85.000	85.000	
十號		担 picul		85.000	85.000	85.000	
十一號		担 picul		85.000	85.000	85.000	
十二號		担 picul		85.000	85.000	85.000	
十三號		担 picul		85.000	85.000	85.000	
十四號		担 picul		85.000	85.000	85.000	
十五號		担 picul		85.000	85.000	85.000	
十六號		担 picul		85.000	85.000	85.000	
十七號		担 picul		85.000	85.000	85.000	
十八號		担 picul		85.000	85.000	85.000	
十九號		担 picul		85.000	85.000	85.000	
二十號		担 picul		85.000	85.000	85.000	
茶 葉 (續)	Tobacco						
一號	Tobacco Leaves	担 picul	61.811	65.681	68.398	65.293	
二號	America, grade 1	担 picul	55.131	57.263	59.567	57.300	
三號	Holland	担 picul	48.091	50.001	52.584	50.619	
四號		担 picul	61.569	62.484	64.872	63.296	
五號		担 picul		62.484	64.242	62.769	
六號	Manila (folded) grade 1	担 picul	51.911	54.073	55.844	53.939	
七號	Manila	担 picul	63.179	67.681	68.398	66.399	
八號		担 picul	50.350	57.681	60.173	56.730	
九號		担 picul	40.692	51.611	53.247	50.850	
十號	Tobacco Prepared	担 picul	1.759	1.751	1.719	1.746	
十一號	Ednae Albee, 2 oz. (K. J. Reynolds)	担 picul	2.412	2.444	4.363	2.406	
十二號	Ednae Albee, 4 oz. (Kubley, Larns & Bros Co.)	担 picul	4.397	4.313	4.332	4.317	
十三號	Craven Mixture, 4 oz. (Dunlop & Co. G. H.)	担 picul	3.601	3.601	3.601	3.601	
十四號	Garrick, 4 oz. (Lambert & Butler)	担 picul	3.601	3.601	3.601	3.601	
十五號	Capstan-Navy Cut, 4 oz. (W. D. & H. O. Willis)	担 picul	2.890	2.890	2.864	2.877	

以上各品均係由上海外灘各洋行經理

3-209	3-187	3-735	3-205	3-203	3-202
4-585	4-297	4-673	4-666	4-617	4-585
2-978	3-631	3-631	3-799	3-631	2-978
2-978	2-978	2-978	2-978	2-978	2-978
2-721	4-118	4-170	3-128	4-139	2-721
3-851	2-729	2-732	2-692	2-729	3-851
4-585	3-795	3-954	3-805	4-020	4-585
4-195	4-186	4-186	4-186	4-186	4-195
3-479	3-366	3-559	3-482	3-482	3-479
3-574	3-595	3-609	3-518	2-900	3-574
8-088	8-070	8-102	8-091	8-102	8-088
8-661	8-671	8-712	7-953	8-712	8-661
8-726	8-697	8-697	8-719	8-719	8-726
15-213	16-175	16-247	16-216	16-216	15-213
16-778	16-742	16-808	16-785	16-785	16-778
11-112	11-088	11-112	11-120	11-120	11-112
9-835	9-835	9-835	9-857	9-857	9-835
11-183	11-159	11-203	11-187	11-187	11-183
14-545	14-545	14-602	14-581	14-602	14-545
15-459	15-396	15-459	15-435	15-459	15-459
33-944	33-872	34-384	33-957	34-384	33-944
23-479	23-479	23-479	21-151	21-151	23-479
40-974	43-682	43-853	35-177	35-177	40-974
42-339	45-114	45-291	36-613	36-613	42-339
5-775	5-775	5-731	5-743	5-743	5-775
8-863	9-130	9-166	8-779	8-779	8-863
7-392	7-376	7-405	7-394	7-394	7-392
13-625	13-675	13-600	13-600	13-600	13-625
7-535	7-519	7-548	7-538	7-538	7-535
12-319	12-532	12-221	12-204	12-204	12-319
9-497	9-359	9-849	9-333	9-333	9-497
11-841	12-174	12-042	11-307	11-307	11-841
26-672	26-854	26-599	26-592	26-592	26-672
29-064	29-012	29-115	29-075	29-075	29-064
29-172	29-109	29-223	29-183	29-183	29-172
25-835	25-780	25-886	25-814	25-814	25-835
24-041	23-979	24-083	24-030	24-030	24-041
16-450	16-450	16-450	15-979	15-979	16-450
11-452	11-458	11-502	11-458	11-458	11-452

3-209	3-187	3-735	3-205	3-203	3-202
box	box	box	box	box	box
U. S. A.	U. S. A.	U. S. A.	U. S. A.	U. S. A.	U. S. A.
Manila	Manila	Manila	Manila	Manila	Manila
La Perla Del Orient	La Perla Del Orient	La Perla Del Orient	La Perla Del Orient	La Perla Del Orient	La Perla Del Orient
La Insular Factory	La Insular Factory	La Insular Factory	La Insular Factory	La Insular Factory	La Insular Factory
Alhambra Factory, F. I.	Alhambra Factory, F. I.	Alhambra Factory, F. I.	Alhambra Factory, F. I.	Alhambra Factory, F. I.	Alhambra Factory, F. I.
Delicias	Delicias	Delicias	Delicias	Delicias	Delicias
Queen, 100' Wing Tai Wo Corporation, G. B.	Queen, 100' Wing Tai Wo Corporation, G. B.	Queen, 100' Wing Tai Wo Corporation, G. B.	Queen, 100' Wing Tai Wo Corporation, G. B.	Queen, 100' Wing Tai Wo Corporation, G. B.	Queen, 100' Wing Tai Wo Corporation, G. B.
Westminster	Westminster	Westminster	Westminster	Westminster	Westminster
Arath Tobacco Co., Ltd.	Arath Tobacco Co., Ltd.	Arath Tobacco Co., Ltd.	Arath Tobacco Co., Ltd.	Arath Tobacco Co., Ltd.	Arath Tobacco Co., Ltd.
Myers Tobacco Co., U. S. A.	Myers Tobacco Co., U. S. A.	Myers Tobacco Co., U. S. A.	Myers Tobacco Co., U. S. A.	Myers Tobacco Co., U. S. A.	Myers Tobacco Co., U. S. A.
Plain tip	Plain tip	Plain tip	Plain tip	Plain tip	Plain tip
Mag.	Mag.	Mag.	Mag.	Mag.	Mag.
White Wine, Graves (France)	White Wine, Graves (France)	White Wine, Graves (France)	White Wine, Graves (France)	White Wine, Graves (France)	White Wine, Graves (France)
Sauterne (G. O.)	Sauterne (G. O.)	Sauterne (G. O.)	Sauterne (G. O.)	Sauterne (G. O.)	Sauterne (G. O.)
W. A. Gilbey's	W. A. Gilbey's	W. A. Gilbey's	W. A. Gilbey's	W. A. Gilbey's	W. A. Gilbey's
No. 1	No. 1	No. 1	No. 1	No. 1	No. 1
Girl Brand, 4 doz.-case	Girl Brand, 4 doz.-case	Girl Brand, 4 doz.-case	Girl Brand, 4 doz.-case	Girl Brand, 4 doz.-case	Girl Brand, 4 doz.-case
Asahi	Asahi	Asahi	Asahi	Asahi	Asahi
Welch's	Welch's	Welch's	Welch's	Welch's	Welch's
Three Stars, F. O. M.	Three Stars, F. O. M.	Three Stars, F. O. M.	Three Stars, F. O. M.	Three Stars, F. O. M.	Three Stars, F. O. M.
John Heig, "Glenlivet"	John Heig, "Glenlivet"	John Heig, "Glenlivet"	John Heig, "Glenlivet"	John Heig, "Glenlivet"	John Heig, "Glenlivet"
Black & White	Black & White	Black & White	Black & White	Black & White	Black & White
Harvey's	Harvey's	Harvey's	Harvey's	Harvey's	Harvey's
Canadian Club	Canadian Club	Canadian Club	Canadian Club	Canadian Club	Canadian Club
Gordon Dry Gin	Gordon Dry Gin	Gordon Dry Gin	Gordon Dry Gin	Gordon Dry Gin	Gordon Dry Gin
Beoth's Old Tom Gin	Beoth's Old Tom Gin	Beoth's Old Tom Gin	Beoth's Old Tom Gin	Beoth's Old Tom Gin	Beoth's Old Tom Gin

3-209	3-187	3-735	3-205	3-203	3-202
Wines and Spirits	Wines and Spirits	Wines and Spirits	Wines and Spirits	Wines and Spirits	Wines and Spirits
Chateau, Bellini (Italy)	Chateau, Bellini (Italy)	Chateau, Bellini (Italy)	Chateau, Bellini (Italy)	Chateau, Bellini (Italy)	Chateau, Bellini (Italy)
White Wine, Graves (France)	White Wine, Graves (France)	White Wine, Graves (France)	White Wine, Graves (France)	White Wine, Graves (France)	White Wine, Graves (France)
Sauterne (G. O.)	Sauterne (G. O.)	Sauterne (G. O.)	Sauterne (G. O.)	Sauterne (G. O.)	Sauterne (G. O.)
W. A. Gilbey's	W. A. Gilbey's	W. A. Gilbey's	W. A. Gilbey's	W. A. Gilbey's	W. A. Gilbey's
No. 1	No. 1	No. 1	No. 1	No. 1	No. 1
Girl Brand, 4 doz.-case	Girl Brand, 4 doz.-case	Girl Brand, 4 doz.-case	Girl Brand, 4 doz.-case	Girl Brand, 4 doz.-case	Girl Brand, 4 doz.-case
Asahi	Asahi	Asahi	Asahi	Asahi	Asahi
Welch's	Welch's	Welch's	Welch's	Welch's	Welch's
Three Stars, F. O. M.	Three Stars, F. O. M.	Three Stars, F. O. M.	Three Stars, F. O. M.	Three Stars, F. O. M.	Three Stars, F. O. M.
John Heig, "Glenlivet"	John Heig, "Glenlivet"	John Heig, "Glenlivet"	John Heig, "Glenlivet"	John Heig, "Glenlivet"	John Heig, "Glenlivet"
Black & White	Black & White	Black & White	Black & White	Black & White	Black & White
Harvey's	Harvey's	Harvey's	Harvey's	Harvey's	Harvey's
Canadian Club	Canadian Club	Canadian Club	Canadian Club	Canadian Club	Canadian Club
Gordon Dry Gin	Gordon Dry Gin	Gordon Dry Gin	Gordon Dry Gin	Gordon Dry Gin	Gordon Dry Gin
Beoth's Old Tom Gin	Beoth's Old Tom Gin	Beoth's Old Tom Gin	Beoth's Old Tom Gin	Beoth's Old Tom Gin	Beoth's Old Tom Gin

Wines, Spirits & Table Waters

3-209	3-187	3-735	3-205	3-203	3-202
Wines and Spirits	Wines and Spirits	Wines and Spirits	Wines and Spirits	Wines and Spirits	Wines and Spirits
Chateau, Bellini (Italy)	Chateau, Bellini (Italy)	Chateau, Bellini (Italy)	Chateau, Bellini (Italy)	Chateau, Bellini (Italy)	Chateau, Bellini (Italy)
White Wine, Graves (France)	White Wine, Graves (France)	White Wine, Graves (France)	White Wine, Graves (France)	White Wine, Graves (France)	White Wine, Graves (France)
Sauterne (G. O.)	Sauterne (G. O.)	Sauterne (G. O.)	Sauterne (G. O.)	Sauterne (G. O.)	Sauterne (G. O.)
W. A. Gilbey's	W. A. Gilbey's	W. A. Gilbey's	W. A. Gilbey's	W. A. Gilbey's	W. A. Gilbey's
No. 1	No. 1	No. 1	No. 1	No. 1	No. 1
Girl Brand, 4 doz.-case	Girl Brand, 4 doz.-case	Girl Brand, 4 doz.-case	Girl Brand, 4 doz.-case	Girl Brand, 4 doz.-case	Girl Brand, 4 doz.-case
Asahi	Asahi	Asahi	Asahi	Asahi	Asahi
Welch's	Welch's	Welch's	Welch's	Welch's	Welch's
Three Stars, F. O. M.	Three Stars, F. O. M.	Three Stars, F. O. M.	Three Stars, F. O. M.	Three Stars, F. O. M.	Three Stars, F. O. M.
John Heig, "Glenlivet"	John Heig, "Glenlivet"	John Heig, "Glenlivet"	John Heig, "Glenlivet"	John Heig, "Glenlivet"	John Heig, "Glenlivet"
Black & White	Black & White	Black & White	Black & White	Black & White	Black & White
Harvey's	Harvey's	Harvey's	Harvey's	Harvey's	Harvey's
Canadian Club	Canadian Club	Canadian Club	Canadian Club	Canadian Club	Canadian Club
Gordon Dry Gin	Gordon Dry Gin	Gordon Dry Gin	Gordon Dry Gin	Gordon Dry Gin	Gordon Dry Gin
Beoth's Old Tom Gin	Beoth's Old Tom Gin	Beoth's Old Tom Gin	Beoth's Old Tom Gin	Beoth's Old Tom Gin	Beoth's Old Tom Gin

Wines, Spirits & Table Waters

上海洋貨 貨 臺 售 市 價 (續)

WHOLESALE PRICES OF FOREIGN GOODS AT SHANGHAI (Contd.)

貨物花色	DESCRIPTION OF GOODS	單位 Classifier of Quantity	躉售市價 (萬元)				平均 Average (萬元)
			四月 April	五月 May	六月 June	平均 Average	
酒類	Wines and Spirits						
白蘭地	White Brandy						
威士忌	Whisky						
葡萄酒	Wine						
啤酒	Beer						
汽水	Soda Water						
礦泉水	Mineral Water						
蘇打水	Soft Drink						
茶	Tea						
紅茶	Black Tea						
綠茶	Green Tea						
烏龍茶	Oolong Tea						
花茶	Flower Tea						
咖啡	Coffee						
可可	Cocoa						
糖	Sugar						
白糖	White Sugar						
黃糖	Brown Sugar						
巧克力	Chocolate						
餅乾	Biscuits						
罐頭	Canned Goods						
油類	Oils						
麵粉	Flour						
紙張	Paper						
布匹	Textiles						
五金	Hardware						
雜貨	General Goods						
藥材	Medicine						
香料	Essence						
化妝品	Cosmetics						
玩具	Toys						
文具	Stationery						
傢俬	Furniture						
電器	Electronics						
建築材料	Building Materials						
運輸設備	Transportation Equipment						
農業機械	Agricultural Machinery						
礦業設備	Mineral Equipment						
船舶設備	Ship Equipment						
航空設備	Aircraft Equipment						
鐵路設備	Railway Equipment						
電力設備	Power Equipment						
通訊設備	Communication Equipment						
醫療設備	Medical Equipment						
教育設備	Education Equipment						
體育設備	Sports Equipment						
娛樂設備	Recreation Equipment						
其他	Others						

上海洋貨葦售市價 (續)
WHOLESALE PRICES OF FOREIGN GOODS AT SHANGHAI (Contd.)

貨物花色	貨物種類	DESCRIPTION OF GOODS	單位 Classifier of Quantity	整箱市價 (萬元)				平均 Average (萬元)
				四月 April	五月 May	六月 June	平均 Average (Shanghai)	
有機化合物	化學製品類	Chemicals & Preparations Thereof (contd.)						
酒精	(英磅)	Alcohol, Slove & Co.	箱 case	5.000	5.000	5.000	5.000	
三級	(英、美、日)	G. B., U. S. A., Germany	磅 pound	5.800	5.800	5.800	5.800	
四級	(日)	Japan	磅 pound	10.809	10.809	10.809	10.809	
五級	(日)	Japan	磅 pound	9.987	9.987	9.987	9.987	
六級	(日)	Japan	磅 pound	10.025	10.025	10.025	10.025	
七級	(日)	Japan	磅 pound	10.065	10.065	10.065	10.065	
八級	(日)	Japan	磅 pound	10.105	10.105	10.105	10.105	
九級	(日)	Japan	磅 pound	10.145	10.145	10.145	10.145	
十級	(日)	Japan	磅 pound	10.185	10.185	10.185	10.185	
十一級	(日)	Japan	磅 pound	10.225	10.225	10.225	10.225	
十二級	(日)	Japan	磅 pound	10.265	10.265	10.265	10.265	
十三級	(日)	Japan	磅 pound	10.305	10.305	10.305	10.305	
十四級	(日)	Japan	磅 pound	10.345	10.345	10.345	10.345	
十五級	(日)	Japan	磅 pound	10.385	10.385	10.385	10.385	
十六級	(日)	Japan	磅 pound	10.425	10.425	10.425	10.425	
十七級	(日)	Japan	磅 pound	10.465	10.465	10.465	10.465	
十八級	(日)	Japan	磅 pound	10.505	10.505	10.505	10.505	
十九級	(日)	Japan	磅 pound	10.545	10.545	10.545	10.545	
二十級	(日)	Japan	磅 pound	10.585	10.585	10.585	10.585	
二十一級	(日)	Japan	磅 pound	10.625	10.625	10.625	10.625	
二十二級	(日)	Japan	磅 pound	10.665	10.665	10.665	10.665	
二十三級	(日)	Japan	磅 pound	10.705	10.705	10.705	10.705	
二十四級	(日)	Japan	磅 pound	10.745	10.745	10.745	10.745	
二十五級	(日)	Japan	磅 pound	10.785	10.785	10.785	10.785	
二十六級	(日)	Japan	磅 pound	10.825	10.825	10.825	10.825	
二十七級	(日)	Japan	磅 pound	10.865	10.865	10.865	10.865	
二十八級	(日)	Japan	磅 pound	10.905	10.905	10.905	10.905	
二十九級	(日)	Japan	磅 pound	10.945	10.945	10.945	10.945	
三十級	(日)	Japan	磅 pound	10.985	10.985	10.985	10.985	
三十一級	(日)	Japan	磅 pound	11.025	11.025	11.025	11.025	
三十二級	(日)	Japan	磅 pound	11.065	11.065	11.065	11.065	
三十三級	(日)	Japan	磅 pound	11.105	11.105	11.105	11.105	
三十四級	(日)	Japan	磅 pound	11.145	11.145	11.145	11.145	
三十五級	(日)	Japan	磅 pound	11.185	11.185	11.185	11.185	
三十六級	(日)	Japan	磅 pound	11.225	11.225	11.225	11.225	
三十七級	(日)	Japan	磅 pound	11.265	11.265	11.265	11.265	
三十八級	(日)	Japan	磅 pound	11.305	11.305	11.305	11.305	
三十九級	(日)	Japan	磅 pound	11.345	11.345	11.345	11.345	
四十級	(日)	Japan	磅 pound	11.385	11.385	11.385	11.385	
四十一級	(日)	Japan	磅 pound	11.425	11.425	11.425	11.425	
四十二級	(日)	Japan	磅 pound	11.465	11.465	11.465	11.465	
四十三級	(日)	Japan	磅 pound	11.505	11.505	11.505	11.505	
四十四級	(日)	Japan	磅 pound	11.545	11.545	11.545	11.545	
四十五級	(日)	Japan	磅 pound	11.585	11.585	11.585	11.585	
四十六級	(日)	Japan	磅 pound	11.625	11.625	11.625	11.625	
四十七級	(日)	Japan	磅 pound	11.665	11.665	11.665	11.665	
四十八級	(日)	Japan	磅 pound	11.705	11.705	11.705	11.705	
四十九級	(日)	Japan	磅 pound	11.745	11.745	11.745	11.745	
五十級	(日)	Japan	磅 pound	11.785	11.785	11.785	11.785	
五十一級	(日)	Japan	磅 pound	11.825	11.825	11.825	11.825	
五十二級	(日)	Japan	磅 pound	11.865	11.865	11.865	11.865	
五十三級	(日)	Japan	磅 pound	11.905	11.905	11.905	11.905	
五十四級	(日)	Japan	磅 pound	11.945	11.945	11.945	11.945	
五十五級	(日)	Japan	磅 pound	11.985	11.985	11.985	11.985	
五十六級	(日)	Japan	磅 pound	12.025	12.025	12.025	12.025	
五十七級	(日)	Japan	磅 pound	12.065	12.065	12.065	12.065	
五十八級	(日)	Japan	磅 pound	12.105	12.105	12.105	12.105	
五十九級	(日)	Japan	磅 pound	12.145	12.145	12.145	12.145	
六十級	(日)	Japan	磅 pound	12.185	12.185	12.185	12.185	
六十一級	(日)	Japan	磅 pound	12.225	12.225	12.225	12.225	
六十二級	(日)	Japan	磅 pound	12.265	12.265	12.265	12.265	
六十三級	(日)	Japan	磅 pound	12.305	12.305	12.305	12.305	
六十四級	(日)	Japan	磅 pound	12.345	12.345	12.345	12.345	
六十五級	(日)	Japan	磅 pound	12.385	12.385	12.385	12.385	
六十六級	(日)	Japan	磅 pound	12.425	12.425	12.425	12.425	
六十七級	(日)	Japan	磅 pound	12.465	12.465	12.465	12.465	
六十八級	(日)	Japan	磅 pound	12.505	12.505	12.505	12.505	
六十九級	(日)	Japan	磅 pound	12.545	12.545	12.545	12.545	
七十級	(日)	Japan	磅 pound	12.585	12.585	12.585	12.585	
七十一級	(日)	Japan	磅 pound	12.625	12.625	12.625	12.625	
七十二級	(日)	Japan	磅 pound	12.665	12.665	12.665	12.665	
七十三級	(日)	Japan	磅 pound	12.705	12.705	12.705	12.705	
七十四級	(日)	Japan	磅 pound	12.745	12.745	12.745	12.745	
七十五級	(日)	Japan	磅 pound	12.785	12.785	12.785	12.785	
七十六級	(日)	Japan	磅 pound	12.825	12.825	12.825	12.825	
七十七級	(日)	Japan	磅 pound	12.865	12.865	12.865	12.865	
七十八級	(日)	Japan	磅 pound	12.905	12.905	12.905	12.905	
七十九級	(日)	Japan	磅 pound	12.945	12.945	12.945	12.945	
八十級	(日)	Japan	磅 pound	12.985	12.985	12.985	12.985	
八十一級	(日)	Japan	磅 pound	13.025	13.025	13.025	13.025	
八十二級	(日)	Japan	磅 pound	13.065	13.065	13.065	13.065	
八十三級	(日)	Japan	磅 pound	13.105	13.105	13.105	13.105	
八十四級	(日)	Japan	磅 pound	13.145	13.145	13.145	13.145	
八十五級	(日)	Japan	磅 pound	13.185	13.185	13.185	13.185	
八十六級	(日)	Japan	磅 pound	13.225	13.225	13.225	13.225	
八十七級	(日)	Japan	磅 pound	13.265	13.265	13.265	13.265	
八十八級	(日)	Japan	磅 pound	13.305	13.305	13.305	13.305	
八十九級	(日)	Japan	磅 pound	13.345	13.345	13.345	13.345	
九十級	(日)	Japan	磅 pound	13.385	13.385	13.385	13.385	
九十一級	(日)	Japan	磅 pound	13.425	13.425	13.425	13.425	
九十二級	(日)	Japan	磅 pound	13.465	13.465	13.465	13.465	
九十三級	(日)	Japan	磅 pound	13.505	13.505	13.505	13.505	
九十四級	(日)	Japan	磅 pound	13.545	13.545	13.545	13.545	
九十五級	(日)	Japan	磅 pound	13.585	13.585	13.585	13.585	
九十六級	(日)	Japan	磅 pound	13.625	13.625	13.625	13.625	
九十七級	(日)	Japan	磅 pound	13.665	13.665	13.665	13.665	
九十八級	(日)	Japan	磅 pound	13.705	13.705	13.705	13.705	
九十九級	(日)	Japan	磅 pound	13.745	13.745	13.745	13.745	
一百級	(日)	Japan	磅 pound	13.785	13.785	13.785	13.785	

貨物花色 貨物種類 DESCRIPTION OF GOODS 單位 Classifier of Quantity 整箱市價 (萬元) Wholesale Prices (Shanghai) 平均 Average (萬元) Average (Shanghai)

品名	單位	原價	現價	備註	原價	現價	備註
牙粉	罐	2,885	3,100	U. S. A.	2,885	3,100	2,884
牙膏	罐	1,335	1,475	France	1,335	1,475	1,333
牙膏	罐	3,750	3,750	U. S. A.	3,750	3,750	3,750
牙粉	罐	4,775	4,824		4,775	4,824	4,876
牙膏	罐	1,800	1,800		1,800	1,800	4,905
牙粉	罐	3,800	3,750		3,800	3,750	4,800
牙膏	罐	11,000	10,750		11,000	10,750	3,783
牙粉	罐	13,000	12,750		13,000	12,750	10,917
牙膏	罐	1,800	1,800		1,800	1,800	12,917
牙粉	罐	32,550	32,000		32,550	32,000	1,800
牙膏	罐	24,500	23,750		24,500	23,750	32,183
牙粉	罐	1,831	1,831		1,831	1,831	33,000
牙膏	罐	1,737	1,740		1,737	1,740	1,854
牙粉	罐	4,546	4,546		4,546	4,546	1,737
牙膏	罐	4,548	4,548		4,548	4,548	1,737
牙粉	罐	3,159	3,153		3,159	3,153	4,546
牙膏	罐	0,250	0,275		0,250	0,275	4,548
牙粉	罐	9,750	9,700		9,750	9,700	3,153
牙膏	罐	9,750	9,750		9,750	9,750	0,250
牙粉	罐	1,000	1,000		1,000	1,000	9,733
牙膏	罐	0,250	0,250		0,250	0,250	1,000
牙粉	罐	0,220	0,220		0,220	0,220	0,250
牙膏	罐	2,400	2,400		2,400	2,400	0,250
牙粉	罐	2,400	2,400		2,400	2,400	2,400
牙膏	罐	1,060	1,060		1,060	1,060	2,400
牙粉	罐	1,300	1,300		1,300	1,300	1,060
牙膏	罐	0,430	0,430		0,430	0,430	1,285
牙粉	罐	0,480	0,480		0,480	0,480	0,427
牙膏	罐	4,850	4,850		4,850	4,850	0,480
牙粉	罐	4,700	4,700		4,700	4,700	4,850
牙膏	罐	0,430	0,430		0,430	0,430	4,700
牙粉	罐	1,600	1,600		1,600	1,600	0,430
牙膏	罐	1,600	1,600		1,600	1,600	1,600
牙粉	罐	3,400	3,400		3,400	3,400	1,600
牙膏	罐	3,600	3,600		3,600	3,600	3,400
牙粉	罐	0,950	0,970		0,950	0,970	3,600
牙膏	罐	35,000	35,000		35,000	35,000	0,970
牙粉	罐	40,000	40,000		40,000	40,000	35,000
牙膏	罐	42,000	42,000		42,000	42,000	40,000
牙粉	罐	42,000	42,000		42,000	42,000	42,000
牙膏	罐	105,000	105,000		105,000	105,000	42,000
牙粉	罐	105,000	105,000		105,000	105,000	105,000
牙膏	罐	1,220	1,220		1,220	1,220	105,000
牙粉	罐	1,434	1,434		1,434	1,434	1,220
牙膏	罐	1,434	1,434		1,434	1,434	1,434

Dyes and Pigments

品名	單位	原價	現價	備註	原價	現價	備註
Direct Dyes	斤	1,000	1,000	Germany	1,000	1,000	
Fast Red	斤	0,250	0,250		0,250	0,250	
Turkey	斤	0,220	0,220		0,220	0,220	
Benzo Green C	斤	2,400	2,400		2,400	2,400	
Diam Blue G	斤	2,400	2,400		2,400	2,400	
Blue 5B	斤	1,060	1,060		1,060	1,060	
Cotton Black	斤	1,250	1,250		1,250	1,250	
Agalma	斤	0,430	0,430		0,430	0,430	
Acid Dyes	斤	0,480	0,480		0,480	0,480	
Methylene 3G	斤	4,850	4,850		4,850	4,850	
Pure Soluble Blue	斤	4,700	4,700		4,700	4,700	
Basic Dyes	斤	0,430	0,430		0,430	0,430	
Carthamine	斤	1,600	1,600		1,600	1,600	
Magenta 2F	斤	1,600	1,600		1,600	1,600	
Chromazine O	斤	1,060	1,060		1,060	1,060	
Patent Blue V	斤	3,600	3,600		3,600	3,600	
Soluble Violet	斤	0,950	0,970		0,950	0,970	
Sulphur Dyes	斤	35,000	35,000		35,000	35,000	
Inmetial Black NKG	斤	40,000	40,000		40,000	40,000	
Keyocylene	斤	42,000	42,000		42,000	42,000	
Violet	斤	105,000	105,000		105,000	105,000	
Indigo Paste 20%	斤	42,000	42,000		42,000	42,000	
Reduced Indigo	斤	105,000	105,000		105,000	105,000	
White M	斤	1,220	1,220		1,220	1,220	
Other Artificial Dyes	斤	1,434	1,434		1,434	1,434	
Finest Scarlet	斤	1,434	1,434		1,434	1,434	
Soap Yellow	斤	1,434	1,434		1,434	1,434	

染料及顏料類

品名	單位	原價	現價	備註	原價	現價	備註
直接染料	斤	1,000	1,000	德國	1,000	1,000	
快紅	斤	0,250	0,250		0,250	0,250	
土耳其	斤	0,220	0,220		0,220	0,220	
本佐綠 C	斤	2,400	2,400		2,400	2,400	
二安藍 G	斤	2,400	2,400		2,400	2,400	
藍 5B	斤	1,060	1,060		1,060	1,060	
棉黑	斤	1,250	1,250		1,250	1,250	
阿加瑪	斤	0,430	0,430		0,430	0,430	
酸性染料	斤	0,480	0,480		0,480	0,480	
亞甲藍 3G	斤	4,850	4,850		4,850	4,850	
純可溶藍	斤	4,700	4,700		4,700	4,700	
基本染料	斤	0,430	0,430		0,430	0,430	
卡爾明	斤	1,600	1,600		1,600	1,600	
洋紅 2F	斤	1,600	1,600		1,600	1,600	
色林 O	斤	1,060	1,060		1,060	1,060	
專利藍 V	斤	3,600	3,600		3,600	3,600	
可溶紫	斤	0,950	0,970		0,950	0,970	
硫磺染料	斤	35,000	35,000		35,000	35,000	
亞米爾黑 NKG	斤	40,000	40,000		40,000	40,000	
紫	斤	42,000	42,000		42,000	42,000	
靛藍膏 20%	斤	42,000	42,000		42,000	42,000	
減色靛藍	斤	105,000	105,000		105,000	105,000	
白 M	斤	1,220	1,220		1,220	1,220	
其他人工染料	斤	1,434	1,434		1,434	1,434	
最上等紅	斤	1,434	1,434		1,434	1,434	
黃皂	斤	1,434	1,434		1,434	1,434	

品名	單位	價格	品名	單位	價格	品名	單位	價格	品名	單位	價格
深藍	...	0.924	Chrome Yellow	...	1.156	White Paper	...	1.447	1.447
淡藍	...	1.153	Milori Blue	...	1.157	White, 32x44 Paper, 17lb.	...	1.320	1.320
藍色	...	0.617	Mixing White	...	0.618	1.310	1.310
上白藍	...	1.310	Libro Printing Ink, Fine Black	...	1.314	1.475	1.475
深紅	...	2.041	Hayes Red	...	2.049	3.500	3.500
...	...	0.713	Deep & Lemon Yellow	...	0.713	2.600	2.600
...	...	1.146	Poster Deep Blue	...	1.146	2.955	2.955
...	...	0.596	Chromette White	...	0.596	2.550	2.550
...	...	1.701	Republitz White	...	1.701	4.650	4.650
...	...	0.773	Republitz Yellow	...	0.773	1.975	1.975
...	...	1.723	Republitz Blue	...	1.723	2.600	2.600
...	...	9.350	Paint Oil, Hubbeck	...	9.375	0.650	0.650
...	...	0.200	Dried	...	0.200	21.250	21.250
...	...	20.050	White Lead, Hubbeck	...	20.050	8.750	8.750
...	...	25.500	Color Paint, Horse Brand	...	25.750
...	...	9.200	Emamel Paint, Cock Brand	...	9.150
...	...	3.000	Varnish, Copal, Lantern	...	3.000
...	...	2.200	2.200
...	...	0.570	0.570
...	...	21.250	21.250
...	...	8.750	8.750

Paper & Printing Matters

印刷用紙	White, 32x44 Paper, 17lb.	...	1.447	1.447
白有光紙	1.320	1.320
大馬路紙	1.310	1.310
各色紙張	1.475	1.475
...	3.500	3.500
...	2.600	2.600
...	2.955	2.955
...	2.550	2.550
...	4.650	4.650
...	1.975	1.975
...	2.600	2.600
...	0.650	0.650
...	21.250	21.250
...	8.750	8.750

紙及印刷品類

深藍	...	0.924	1.447
淡藍	...	1.153	1.320
藍色	...	0.617	1.310
上白藍	...	1.310	1.475
深紅	...	2.041	3.500
...	...	0.713	2.600
...	...	1.146	2.955
...	...	0.596	2.550
...	...	1.701	4.650
...	...	0.773	1.975
...	...	1.723	2.600
...	...	9.350	0.650
...	...	0.200	21.250
...	...	20.050	8.750
...	...	25.500
...	...	9.200
...	...	3.000
...	...	2.200
...	...	0.570
...	...	21.250
...	...	8.750

上海洋貨零售市價 (續)
WHOLESALE PRICES OF FOREIGN GOODS AT SHANGHAI (Contd.)

貨物花色	DESCRIPTION OF GOODS	單位 Classifier of Quantity	零售市價 (規元)				平均 零售市價 (規元)
			四月	五月	六月	June	
紙及印刷品類 (續)	Paper & Printing Matters (contd.)						
包裝及印刷紙	Packing, Wrapping & Covers	磅	0.090	0.090	0.088	0.089	
牛皮紙	Kraft Paper, 30 X 46, Getz Bros. & Co.	磅	2.050	2.075	2.890	2.892	
牛皮紙	Buff Paper, 40 lbs., 20 X 44, Molnar & Greiner of Shanghai, Holland	令	4.575	4.460	4.500	4.492	
牛皮紙	Candle Wrapping Paper, 40 lbs., 25 X 14, H. Chaker Frith, Ltd., Norway	令	21.000	21.500	21.000	21.167	
牛皮紙	White Boards, 25 lbs., 31 X 15, Molnar & Greiner of Shanghai, Holland	令	20.500	20.500	20.500	20.500	
紙	Colours, 224 X 284, Fujii Paper Mill, Ltd., Japan	令	0.170	0.175	0.173	0.173	
紙	Ornamental Paper, 21 X 30, Melchers China Corporation, Germany	令	3.500	3.425	3.150	3.425	
紙	Embossed Paper, 21 X 30, Melchers China Corporation, Germany	令	2.700	2.550	2.600	2.617	
紙	Grease Proof Paper, 21 X 30, Sletinic & Co., Ltd., grade	令	2.250	2.175	2.150	2.194	
紙	Print Glazed, 21 X 30, Molnar & Greiner of Shanghai, Holland	令	5.400	5.300	5.675	5.458	
紙	Print Glazed, 21 X 30, Molnar & Greiner of Shanghai, Holland	令	21.500	20.500	21.000	21.000	
棉及棉製品類	Cotton Raw						
棉	Sheet, 40/40	担	50.475	49.325	51.900	50.597	
棉	Sheet, 40/40	担	49.700	48.450	50.475	49.542	
棉	Cotton Yarn						
棉	Counts 32, Funabijiri	包	255.000	250.000	247.500	250.833	
棉	Counts 32, Chrysanthemum	包	262.920	262.000	264.500	263.000	
棉	Counts 32, Type D, 27	包	266.920	265.500	258.500	263.500	
棉	Counts 32, White Phoenix	包	300.000	290.000	290.000	293.333	
棉	Counts 32, Purple	包	435.000	424.000	420.500	426.667	
棉	Cotton Thread	包	370.000	373.500	368.500	372.300	
棉	Sewing Thread, 2-cord, 200yds., 40/50, Black & White Iron Chain, G. B.	包	12.930	12.920	12.920	12.923	
棉	Sewing Thread, 2-cord, 200yds., 40/70, G. B.	包	21.210	21.210	21.210	21.210	
棉	Rope Embroidery Skein, No. 12/2, Anchor	打	4.500	4.400	4.450	4.450	
棉	Knitted Goods						
棉	Knitted Shirts, long sleeves, 2 1/2", W. R. Loxley & Co., G. B.	打	16.375	16.375	16.417	16.417	
棉	Knitted Shirts, long sleeves, 2 1/2", Japan	打	17.000	16.875	16.977	16.977	
棉	Knitted Shirts, long sleeves, 2 1/2", Japan	打	2.750	2.650	2.650	2.683	
棉	Knitted Shirts, long sleeves, 2 1/2", Japan	打	3.800	3.700	3.650	3.717	
棉	Knitted Shirts, long sleeves, 2 1/2", Japan	打	3.125	3.125	3.100	3.108	
棉	T-Cloths						
棉	T-Cloths, Grey, 2 1/2" X 2 1/2", Cecl Holiday & Co., G. B.	打	6.500	5.750	5.750	6.000	
棉	T-Cloths, Red, 3 lbs., Koh. Ju	打	2.825	2.788	2.725	2.779	
棉	T-Cloths, Red, 3 lbs., Koh. Ju	打	3.925	3.825	3.475	3.475	
棉	T-Cloths, Red, 3 lbs., Koh. Ju	打	5.594	5.570	5.675	5.596	
棉	T-Cloths, Red, 3 lbs., Koh. Ju	打	5.981	6.010	6.225	6.072	
棉	T-Cloths, Red, 3 lbs., Koh. Ju	打	6.050	5.962	6.125	6.125	
棉	T-Cloths, Red, 3 lbs., Koh. Ju	打	6.887	6.995	7.217	7.003	

上 港 十 六 十 二 日 港

Part II THE SHANGHAI MARKET PRICES REPORT, APRIL-JUNE, 1939

青布	七磅	元芳三	4.790
本色細布	八磅	元芳三	4.657
七磅	元芳三	4.653	
八磅	元芳三	6.643	
九磅	元芳三	6.643	
十磅	元芳三	8.070	
十一磅	元芳三	8.042	
十二磅	元芳三	7.085	
十三磅	元芳三	8.093	
十四磅	元芳三	8.720	
十五磅	元芳三	9.090	
十六磅	元芳三	8.331	
十七磅	元芳三	8.379	
十八磅	元芳三	9.306	
十九磅	元芳三	9.350	
二十磅	元芳三	8.933	
二十一磅	元芳三	8.382	
二十二磅	元芳三	8.533	
二十三磅	元芳三	9.437	
二十四磅	元芳三	9.350	
二十五磅	元芳三	8.786	
二十六磅	元芳三	9.114	
二十七磅	元芳三	9.170	
二十八磅	元芳三	7.088	
二十九磅	元芳三	7.407	
三十磅	元芳三	7.013	
三十一磅	元芳三	7.067	
三十二磅	元芳三	9.448	
三十三磅	元芳三	9.591	
三十四磅	元芳三	9.793	
三十五磅	元芳三	9.887	
三十六磅	元芳三	9.660	
三十七磅	元芳三	9.190	
三十八磅	元芳三	9.078	
三十九磅	元芳三	9.905	
四十磅	元芳三	9.922	
四十一磅	元芳三	7.825	
四十二磅	元芳三	7.950	
四十三磅	元芳三	10.152	
四十四磅	元芳三	10.137	
四十五磅	元芳三	10.110	
四十六磅	元芳三	9.215	
四十七磅	元芳三	10.263	
四十八磅	元芳三	10.307	
四十九磅	元芳三	7.806	
五十磅	元芳三	7.968	
五十一磅	元芳三	10.757	
五十二磅	元芳三	10.583	
五十三磅	元芳三	10.583	
五十四磅	元芳三	7.385	
五十五磅	元芳三	7.908	
五十六磅	元芳三	9.430	
五十七磅	元芳三	9.476	
五十八磅	元芳三	10.737	
五十九磅	元芳三	6.486	
六十磅	元芳三	6.359	
六十一磅	元芳三	6.128	
六十二磅	元芳三	6.782	
六十三磅	元芳三	6.747	
六十四磅	元芳三	8.884	
六十五磅	元芳三	8.597	
六十六磅	元芳三	9.248	
六十七磅	元芳三	9.248	
六十八磅	元芳三	9.437	
六十九磅	元芳三	9.959	
七十磅	元芳三	10.117	
七十一磅	元芳三	9.887	
七十二磅	元芳三	10.686	
七十三磅	元芳三	10.587	
七十四磅	元芳三	10.530	
七十五磅	元芳三	10.599	
七十六磅	元芳三	11.463	
七十七磅	元芳三	11.359	
七十八磅	元芳三	11.359	
七十九磅	元芳三	11.359	
八十磅	元芳三	11.359	
八十一磅	元芳三	11.359	
八十二磅	元芳三	11.359	
八十三磅	元芳三	11.359	
八十四磅	元芳三	11.359	
八十五磅	元芳三	11.359	
八十六磅	元芳三	11.359	
八十七磅	元芳三	11.359	
八十八磅	元芳三	11.359	
八十九磅	元芳三	11.359	
九十磅	元芳三	11.359	
九十一磅	元芳三	11.359	
九十二磅	元芳三	11.359	
九十三磅	元芳三	11.359	
九十四磅	元芳三	11.359	
九十五磅	元芳三	11.359	
九十六磅	元芳三	11.359	
九十七磅	元芳三	11.359	
九十八磅	元芳三	11.359	
九十九磅	元芳三	11.359	
一百磅	元芳三	11.359	

Quoted From Finance and Commerce in the North China Daily News

(1) 見本報四國通商會新聞

上海洋貨壺售市價 (續)
WHOLESALE PRICES OF FOREIGN GOODS AT SHANGHAI (contd.)

貨物花色		單位 Classifier of Quantity	舊價市價 (規元) Wholesale Prices (Shanghai)				平均 Average (Shanghai)
			四月 April	五月 May	六月 June		
Wool and Woollen Goods (contd.)							
Serge							
格子呢	寬五十八吋	碼	3.250	3.250	3.400	3.250	
馬呢	寬廿七吋	碼	3.400	3.375	3.400	3.392	
藍白斜紋	寬廿七吋	碼	5.200	5.150	5.150	5.167	
藍白斜紋	寬廿七吋	碼	3.800	3.775	3.775	3.797	
大藍斜紋	寬卅吋	碼	6.250	6.250	6.250	6.250	
大藍斜紋	寬卅吋	碼	5.100	5.100	5.100	5.100	
大藍斜紋	寬卅吋	碼	4.050	4.037	4.033	4.033	
大藍斜紋	寬卅吋	碼	3.650	3.625	3.625	3.633	
大藍斜紋	寬卅吋	碼	2.550	2.550	2.550	2.550	
大藍斜紋	寬卅吋	碼	3.425	3.400	3.400	3.408	
大藍斜紋	寬卅吋	碼	3.050	3.050	3.100	3.050	
大藍斜紋	寬卅吋	碼	2.925	2.925	2.925	2.925	
大藍斜紋	寬卅吋	碼	2.925	2.925	2.925	2.925	
大藍斜紋	寬卅吋	碼	4.750	4.750	4.750	4.750	
大藍斜紋	寬卅吋	碼	1.800	1.775	1.750	1.775	
大藍斜紋	寬卅吋	碼	1.350	1.325	1.300	1.325	
大藍斜紋	寬卅吋	碼	1.200	1.200	1.188	1.195	
大藍斜紋	寬卅吋	碼	4.800	4.838	4.875	4.838	
大藍斜紋	寬卅吋	碼	3.075	3.173	3.250	3.173	
大藍斜紋	寬卅吋	碼	11.000	10.750	10.750	10.833	
大藍斜紋	寬卅吋	碼	8.750	8,750	8,750	8,750	
大藍斜紋	寬卅吋	碼	8.250	8,125	8,000	8,125	
大藍斜紋	寬卅吋	碼	4.275	4.250	4.250	4.258	
大藍斜紋	寬卅吋	碼	2.775	2.750	2.700	2.742	
大藍斜紋	寬卅吋	碼	2.300	2.300	2,275	2,292	
Satin							
長青斜紋	寬卅七吋	碼	2.750	2.750	2.750	2.750	
長青斜紋	寬卅七吋	碼	0.540	0.545	0.555	0.547	
長青斜紋	寬卅七吋	碼	0.550	0.555	0.568	0.558	
長青斜紋	寬卅七吋	碼	0.440	0.445	0.440	0.442	
長青斜紋	寬卅七吋	碼	1.550	1.550	1.550	1.550	
長青斜紋	寬卅七吋	碼	1.550	1.550	1.550	1.550	
長青斜紋	寬卅七吋	碼	3.250	3.250	3.250	3.250	
Silk and Silk Goods							
二線	寬五十八吋	碼	4.875	4.875	4.875	4.875	
三線	寬五十八吋	碼	3.275	3.275	3.275	3.275	
四線	寬五十八吋	碼	2.750	2.750	2.750	2.750	
五線	寬五十八吋	碼	2.250	2.250	2.250	2.250	
六線	寬五十八吋	碼	1.750	1.750	1.750	1.750	
七線	寬五十八吋	碼	1.250	1.250	1.250	1.250	
八線	寬五十八吋	碼	0.750	0.750	0.750	0.750	
九線	寬五十八吋	碼	0.250	0.250	0.250	0.250	
十線	寬五十八吋	碼	0.125	0.125	0.125	0.125	
十一線	寬五十八吋	碼	0.062	0.062	0.062	0.062	
十二線	寬五十八吋	碼	0.031	0.031	0.031	0.031	
十三線	寬五十八吋	碼	0.015	0.015	0.015	0.015	
十四線	寬五十八吋	碼	0.007	0.007	0.007	0.007	
十五線	寬五十八吋	碼	0.003	0.003	0.003	0.003	
十六線	寬五十八吋	碼	0.001	0.001	0.001	0.001	
十七線	寬五十八吋	碼	0.000	0.000	0.000	0.000	
十八線	寬五十八吋	碼	0.000	0.000	0.000	0.000	
十九線	寬五十八吋	碼	0.000	0.000	0.000	0.000	
二十線	寬五十八吋	碼	0.000	0.000	0.000	0.000	

上海洋貨躉售市價(續)
WHOLESALE PRICES OF FOREIGN GOODS AT SHANGHAI (Contd.)

三

貨物花色	DESCRIPTION OF GOODS	單位 Classifier of Quantity	躉售市價(美元)						平均 Average (美元)
			Wholesale Prices (\$/unit)						
			四月	五月	六月	Average			
全圖及其製品類(續)	Metals & Metal Products (contd.)								
鋼鐵及鐵製品類	Iron Steel and their Products, Ungalvanized								
船板	Ship Plate	picul	4,525	4,450	4,875	4,875	4,875	4,617	
黑鐵板	Black Iron Sheets	case	8,625	6,650	7,375	7,375	7,375	6,842	
鍍錫板	Tinned Plates, Plain, 90" lb.	case	7,500	7,650	8,325	8,325	8,325	9,003	
鋼絲	Wire	picul	3,260	3,260	7,125	7,125	7,125	7,817	
鋼絲	Wire	picul	4,950	4,950	8,075	8,075	8,075	8,317	
鋼絲	Wire	picul	3,750	4,000	4,000	4,000	4,000	3,917	
鋼絲	Wire	picul	5,413	5,222	5,222	5,222	5,222	6,222	
鋼絲	Wire	picul	6,750	6,500	6,750	6,750	6,750	6,667	
鋼絲	Wire	picul	15,000	14,750	14,500	14,500	14,500	14,750	
鋼絲	Wire	picul	13,250	12,750	12,000	12,000	12,000	12,667	
鋼絲	Wire	picul	10,000	9,650	9,650	9,650	9,650	10,000	
鋼絲	Wire	picul	9,650	9,650	9,650	9,650	9,650	9,650	
鋼絲	Wire	picul	0,150	0,150	0,150	0,150	0,150	0,150	
鋼絲	Wire	picul	3,225	3,225	3,225	3,225	3,225	3,225	
鋼絲	Wire	picul	5,000	5,000	5,000	5,000	5,000	5,000	
鋼絲	Wire	picul	8,500	8,500	8,500	8,500	8,500	8,500	
鋼絲	Wire	picul	3,750	3,750	3,750	3,750	3,750	3,750	
鋼絲	Wire	picul	0,225	0,225	0,225	0,225	0,225	0,225	
鋼絲	Wire	picul	18,000	17,650	17,500	17,500	17,500	17,717	
鋼絲	Wire	picul	14,000	13,375	13,375	13,375	13,375	13,375	
鋼絲	Wire	picul	0,210	0,210	0,210	0,210	0,210	0,210	
鋼絲	Wire	picul	0,450	0,450	0,450	0,450	0,450	0,450	
鋼絲	Wire	picul	0,105	0,110	0,110	0,110	0,110	0,108	
鋼絲	Wire	picul	2,400	2,450	2,500	2,500	2,500	2,450	
鋼絲	Wire	picul	2,600	2,600	2,600	2,600	2,600	2,617	
鋼絲	Wire	picul	4,950	4,850	4,850	4,850	4,850	4,875	
鋼絲	Wire	picul	6,900	6,750	6,975	6,975	6,975	6,975	
鋼絲	Wire	picul	6,100	5,950	6,150	6,150	6,150	6,073	
鋼絲	Wire	picul	8,285	8,100	8,370	8,370	8,370	8,250	
鋼絲	Wire	picul	9,050	9,000	9,200	9,200	9,200	9,083	
鋼絲	Wire	picul	3,875	3,900	3,900	3,900	3,900	3,892	
鋼絲	Wire	picul	2,325	2,400	2,400	2,400	2,400	2,375	

二

上海洋貨 貨 臺 售 市 價 (續)
WHOLESALE PRICES OF FOREIGN GOODS AT SHANGHAI (Contd.)

貨物花色	DESCRIPTION OF GOODS	單名 Classifier of Quantity	躉售市價 (銀元) Wholesale Prices (\$/Hk) (銀元)				平均 Average (\$/Hk) (銀元)
			四月 April	五月 May	六月 June	平均 Average	
			躉售市價 (銀元) Wholesale Prices (\$/Hk) (銀元)				
金銀及其製品類 (續)	Metals & Metal Products (contd.)						
九釐 (英澳法).....	Zinc & Zinc Products Zinc Sheet, No. 3 G. B., U. S. A., France	担 picul	18.125	18.500	18.625	18.417	
錫及錫製品類	Tin & Tin Products Tin in Slat Singapore....	担 picul	107.750	102.500	103.000	104.117	
錫及錫製品類	Nickel & Nickel Products Nickel U. S. A.	担 picul	88.750	90.000	87.000	88.583	
錫及錫製品類	Aluminium and Aluminium Products Alum. Sheets Japan	担 picul	106.000	106.000	106.000	106.000	
錫及錫製品類	Alum. Sheets Pan, 6 pcs. in set Japan	担 picul	3.150	3.150	3.075	3.115	
錫及錫製品類	Alum. Sheets Pan, 4 pcs. in set Japan	担 picul	3.250	3.250	3.250	3.250	
錫及錫製品類	Alum. Sheets Rice Boiler, 6" Japan	担 picul	2.400	2.400	2.400	2.400	
錫及錫製品類	Alum. Sheets Rice Boiler, 7" Japan	担 picul	2.600	2.600	2.600	2.600	
陶磁玻璃類	Earth eware, Chinaware, Enamelledware, Glass, etc.						
水磨	Cement	桶 barrel	5.100	5.200	4.975	5.092	
水磨	Cement, 400 lbs-barrel, Churchill Hongkong....	桶 barrel	3.125	3.125	3.125	3.125	
水磨	Cement, 400 lbs-barrel, Royal Japan....	桶 barrel	1.025	0.925	0.925	0.963	
水磨	Cement, 400 lbs-barrel, Black Dragon Brand Japan....	桶 barrel	3.350	3.275	3.150	3.258	
水磨	Cement, 400 lbs-barrel, Black Dragon Brand Japan....	桶 barrel	14.125	14.250	14.375	14.250	
水磨	Cement, 400 lbs-barrel, Black Dragon Brand Japan....	桶 barrel	2.125	2.150	2.150	2.142	
水磨	Cement, 400 lbs-barrel, Black Dragon Brand Japan....	桶 barrel	2.625	2.750	2.650	2.680	
水磨	Cement, 400 lbs-barrel, Black Dragon Brand Japan....	桶 barrel	2.650	2.650	2.650	2.650	
水磨	Cement, 400 lbs-barrel, Black Dragon Brand Japan....	桶 barrel	3.450	3.450	3.450	3.450	
水磨	Cement, 400 lbs-barrel, Black Dragon Brand Japan....	桶 barrel	1.100	1.100	1.100	1.100	
水磨	Cement, 400 lbs-barrel, Black Dragon Brand Japan....	桶 barrel	1.250	1.125	1.275	1.258	
水磨	Cement, 400 lbs-barrel, Black Dragon Brand Japan....	桶 barrel	3.750	3.650	3.750	3.717	
水磨	Cement, 400 lbs-barrel, Black Dragon Brand Japan....	桶 barrel	10.750	10.750	11.000	11.333	
水磨	Cement, 400 lbs-barrel, Black Dragon Brand Japan....	桶 barrel	11.750	11.750	11.750	11.833	
水磨	Cement, 400 lbs-barrel, Black Dragon Brand Japan....	桶 barrel	16.350	16.350	16.125	16.268	
水磨	Cement, 400 lbs-barrel, Black Dragon Brand Japan....	桶 barrel	3.315	3.388	3.413	3.371	
水磨	Cement, 400 lbs-barrel, Black Dragon Brand Japan....	桶 barrel	5.675	5.900	5.575	5.717	
水磨	Cement, 400 lbs-barrel, Black Dragon Brand Japan....	桶 barrel	2.650	2.600	2.550	2.610	
水磨	Cement, 400 lbs-barrel, Black Dragon Brand Japan....	桶 barrel	27.500	27.000	27.000	27.167	
水磨	Cement, 400 lbs-barrel, Black Dragon Brand Japan....	桶 barrel	3.380	3.380	3.380	3.312	
水磨	Cement, 400 lbs-barrel, Black Dragon Brand Japan....	桶 barrel	3.965	3.965	3.965	3.975	
水磨	Cement, 400 lbs-barrel, Black Dragon Brand Japan....	桶 barrel	3.900	3.900	3.900	3.885	

上海洋貨 臺灣售市價 (續)
WHOLESALE PRICES OF FOREIGN GOODS AT SHANGHAI (Contd.)

貨物花色	DESCRIPTION OF GOODS	單位 Classifier of Quantity	臺灣市價 (續完) Wholesale Prices (Shanghai)					平均 價格 (續完) Average (Shanghai)
			四月	五月	六月	六月		
科學儀器及文具類 (續)	Scientific Apparatus & Stationeries (contd.)							
力學儀器	Apparatus for Mechanics	件	0.172	0.173	0.172	0.172	0.172	
九厘	Mortar With Pestle, Porcelain, 9 cm. in dia.	件	2.584	2.588	2.578	2.583	2.583	
平衡器	Equilibrium Tubes, Japan, ...	件						
鐘表	Apparatus for Sound, Light & Heat	件						
三鐘表	Bell in Vacuum	件	1.938	1.941	1.933	1.937	1.937	
鐘表	Thermometer	件	1.111	1.111	1.117	1.119	1.119	
鐘表	Flasks, Pip. Bohn, Capacity 1 lb.	件	0.860	0.860	0.860	0.860	0.860	
鐘表	Beakers (Set of 6)	套	0.138	0.138	0.138	0.138	0.138	
鐘表	Evaporating dish, Porcelain, 10 1/2 cm. dia.	件	0.689	0.690	0.687	0.689	0.689	
鐘表	Retort, Glass, Capacity 1 lb.	件	0.194	0.194	0.194	0.194	0.194	
鐘表	Alcohol Lamp, with Stopper	件	0.517	0.518	0.516	0.517	0.517	
鐘表	Apparatus for Magnetism & Electricity	件	0.179	0.180	0.179	0.179	0.179	
鐘表	Electricity Koh. Glass	件	0.861	0.863	0.859	0.861	0.861	
鐘表	Wilmott St's Electric Machine	件	16.368	16.391	16.359	16.395	16.395	
鐘表	Leyden Jar	件	0.948	0.949	0.945	0.947	0.947	
鐘表	Bunsen's Battery	件	1.378	1.380	1.376	1.378	1.378	
鐘表	Leclanché's "	件	0.861	0.863	0.859	0.861	0.861	
鐘表	Surgical Instruments	件						
鐘表	Forceps Dressing	件	0.215	0.216	0.215	0.215	0.215	
鐘表	" " Dental	件	0.467	0.469	0.465	0.468	0.468	
鐘表	" " With teeth	件	1.077	1.078	1.074	1.075	1.075	
鐘表	Aseptic Case Minor Operation	副	20.101	20.129	20.091	20.091	20.091	
鐘表	Syringe, Hypodermic 1-c.c.	件	0.718	0.719	0.716	0.718	0.718	
鐘表	" " 5-c.c.	件	1.435	1.438	1.432	1.435	1.435	
鐘表	Record 1-c.c.	件	2.513	2.516	2.508	2.512	2.512	
鐘表	Thermometer	件	0.861	0.863	0.859	0.861	0.861	
鐘表	Sterilizer, Dressing Container 3"	套	1.436	1.438	1.433	1.435	1.435	
鐘表	Phonoscope	件						
鐘表	Stethoscope, Single	件	1.723	1.725	1.719	1.722	1.722	
鐘表	Stationeries	件	2.154	2.157	2.148	2.153	2.153	
鐘表	Pencil, No. 6081, Cook Brand	副	2.287	2.300	2.293	2.295	2.295	
鐘表	Pencil, No. 8172, Shulton	副	1.689	1.689	1.683	1.686	1.686	
鐘表	Pencilholder, No. 86	件	4.197	4.197	4.186	4.193	4.193	
鐘表	Steel Pens Niba, No. 5130, No. 918	盒	9.263	9.263	9.166	9.166	9.166	
鐘表	Fountain Pen 37 Parker	枝	1.436	1.438	1.433	1.435	1.435	
鐘表	Ink, Blue 37 Parker	打	3.456	3.451	3.437	3.445	3.445	
鐘表	" " 37 52 Waterman	打	3.087	3.091	3.079	3.088	3.088	
鐘表	" " 10 2 oz. Carter's	打	1.615	1.618	1.611	1.615	1.615	

Commodity	Grade	Unit	Price 1	Price 2	Price 3
Walnuts, in Shell	Tientsin	100 lbs.	16.000	14.500	13.500
Walnuts, in Shell	Honan	100 lbs.	18.000	20.500	21.500
Crownnuts, in Shell	Kiangsu	100 lbs.	6.765	6.025	30.000
		100 lbs.	6.765	6.025	3.997
		100 lbs.	8.025	7.700	8.075
Kernels	Darjen	100 lbs.	7.650	7.700	7.650
		100 lbs.	8.050	7.175	7.765
Loquat, Canned	Tid Fooing & Co.	100 lbs.	2.959	2.922	2.938
		100 lbs.	2.959	2.922	2.956
Lichees		100 lbs.	2.353	2.356	2.352
Langungus	Wahin	100 lbs.	7.275	6.600	6.150
		100 lbs.	1.992	1.923	1.856
Seed, Rape	Tungchow	100 lbs.	8.975	7.700	8.025
		100 lbs.	7.800	8.195	8.090
Seed, Cotton	Hankow	100 lbs.	20.000	20.000	20.167
Seamum, white	Hankow	100 lbs.	60.000	60.500	59.167
		100 lbs.	1.710	1.740	1.800
Melon, Black	Darjen	100 lbs.	1.710	1.740	1.800
		100 lbs.	4.280	4.300	4.662
Apricot, and quality	Tientsin, Hankow	100 lbs.	2.850	4.300	4.270
		100 lbs.	3.125	3.100	3.175
Bam-bake	Darjen	100 lbs.	40.000	42.000	42.333
		100 lbs.	147.500	147.500	153.333
Seed-cake, Groundnut	Shanghai	100 lbs.	59.000	103.000	103.333
		100 lbs.	59.000	103.000	103.333
Rape	Kiangsu	100 lbs.	45.000	45.000	45.000
		100 lbs.	45.000	45.000	45.000
Cotton	CotLin	100 lbs.	51.000	50.000	51.167
		100 lbs.	51.000	50.000	51.167
Vegetables	Szechuen	100 lbs.	31.500	34.000	36.000
		100 lbs.	14.000	13.000	13.500
Mushrooms	Shanghai	100 lbs.	17.000	17.250	17.333
		100 lbs.	60.000	58.000	58.667
Medicinal Herbs	Szechuen	100 lbs.	24.485	24.779	24.886
		100 lbs.	15.433	15.262	15.262
Animal Products	Kihwa	100 lbs.	71.790	71.850	71.810
		100 lbs.	68.918	66.139	66.881
Meat	Pork, Fresh	100 lbs.	51.560	53.199	53.822
		100 lbs.	34.459	34.521	34.444
Eggs	Duck's, Fresh	100 lbs.	21.897	23.244	23.686
		100 lbs.	13.086	13.086	13.086

Commodity	Grade	Unit	Price 1	Price 2	Price 3
Meat	Beef	100 lbs.	103.000	103.000	103.000
		100 lbs.	103.000	103.000	103.000
		100 lbs.	103.000	103.000	103.000
Eggs	Chicken	100 lbs.	103.000	103.000	103.000
		100 lbs.	103.000	103.000	103.000
Animal Products	Mutton	100 lbs.	103.000	103.000	103.000
		100 lbs.	103.000	103.000	103.000
Meat	Ham	100 lbs.	103.000	103.000	103.000
		100 lbs.	103.000	103.000	103.000
Eggs	Bacon	100 lbs.	103.000	103.000	103.000
		100 lbs.	103.000	103.000	103.000
Eggs	Eggs	100 lbs.	103.000	103.000	103.000
		100 lbs.	103.000	103.000	103.000
Eggs	Whole Eggs	100 lbs.	103.000	103.000	103.000
		100 lbs.	103.000	103.000	103.000
Eggs	Albumen	100 lbs.	103.000	103.000	103.000
		100 lbs.	103.000	103.000	103.000

上海土貨躉售市價 (續)

WHOLESALE PRICES OF NATIVE GOODS AT SHANGHAI (Contd.)

貨物花色	貨物 (續)	DESCRIPTION OF GOODS	單位 Classifier of Quantity	躉售市價 (美元)				平均 Average (\$/unit)
				四月 April	五月 May	六月 June	平均 Average (\$/unit)	
蠶絲	蠶絲 (續)	Animal Products (contd.)						
蠶絲	蠶絲 上等	Eggs, 1 st. quality	担	106.000	104.500	104.500	105.000	
蠶絲	蠶絲 中上	Bones, Buffalo & Cow	担	17.430	20.000	15.038	17.433	
蠶絲	蠶絲 中	Hides, Leather	担	2.200	2.000	2.000	2.067	
蠶絲	蠶絲 中下	Hides, Leather	担	52.250	50.500	50.000	50.917	
蠶絲	蠶絲 下	Hides, Leather	担	52.500	50.500	50.000	51.000	
蠶絲	蠶絲 下	Hides, Leather	担	53.000	51.500	51.500	52.333	
蠶絲	蠶絲 下	Hides, Leather	担	53.500	52.000	52.000	52.667	
蠶絲	蠶絲 下	Hides, Leather	担	54.000	53.000	53.000	53.667	
蠶絲	蠶絲 下	Hides, Leather	担	54.500	54.000	54.000	54.500	
蠶絲	蠶絲 下	Hides, Leather	担	55.000	55.000	55.000	55.000	
蠶絲	蠶絲 下	Hides, Leather	担	55.500	56.000	56.000	56.000	
蠶絲	蠶絲 下	Hides, Leather	担	56.000	57.000	57.000	57.000	
蠶絲	蠶絲 下	Hides, Leather	担	56.500	58.000	58.000	58.000	
蠶絲	蠶絲 下	Hides, Leather	担	57.000	59.000	59.000	59.000	
蠶絲	蠶絲 下	Hides, Leather	担	57.500	60.000	60.000	60.000	
蠶絲	蠶絲 下	Hides, Leather	担	58.000	61.000	61.000	61.000	
蠶絲	蠶絲 下	Hides, Leather	担	58.500	62.000	62.000	62.000	
蠶絲	蠶絲 下	Hides, Leather	担	59.000	63.000	63.000	63.000	
蠶絲	蠶絲 下	Hides, Leather	担	59.500	64.000	64.000	64.000	
蠶絲	蠶絲 下	Hides, Leather	担	60.000	65.000	65.000	65.000	
蠶絲	蠶絲 下	Hides, Leather	担	60.500	66.000	66.000	66.000	
蠶絲	蠶絲 下	Hides, Leather	担	61.000	67.000	67.000	67.000	
蠶絲	蠶絲 下	Hides, Leather	担	61.500	68.000	68.000	68.000	
蠶絲	蠶絲 下	Hides, Leather	担	62.000	69.000	69.000	69.000	
蠶絲	蠶絲 下	Hides, Leather	担	62.500	70.000	70.000	70.000	
蠶絲	蠶絲 下	Hides, Leather	担	63.000	71.000	71.000	71.000	
蠶絲	蠶絲 下	Hides, Leather	担	63.500	72.000	72.000	72.000	
蠶絲	蠶絲 下	Hides, Leather	担	64.000	73.000	73.000	73.000	
蠶絲	蠶絲 下	Hides, Leather	担	64.500	74.000	74.000	74.000	
蠶絲	蠶絲 下	Hides, Leather	担	65.000	75.000	75.000	75.000	
蠶絲	蠶絲 下	Hides, Leather	担	65.500	76.000	76.000	76.000	
蠶絲	蠶絲 下	Hides, Leather	担	66.000	77.000	77.000	77.000	
蠶絲	蠶絲 下	Hides, Leather	担	66.500	78.000	78.000	78.000	
蠶絲	蠶絲 下	Hides, Leather	担	67.000	79.000	79.000	79.000	
蠶絲	蠶絲 下	Hides, Leather	担	67.500	80.000	80.000	80.000	
蠶絲	蠶絲 下	Hides, Leather	担	68.000	81.000	81.000	81.000	
蠶絲	蠶絲 下	Hides, Leather	担	68.500	82.000	82.000	82.000	
蠶絲	蠶絲 下	Hides, Leather	担	69.000	83.000	83.000	83.000	
蠶絲	蠶絲 下	Hides, Leather	担	69.500	84.000	84.000	84.000	
蠶絲	蠶絲 下	Hides, Leather	担	70.000	85.000	85.000	85.000	
蠶絲	蠶絲 下	Hides, Leather	担	70.500	86.000	86.000	86.000	
蠶絲	蠶絲 下	Hides, Leather	担	71.000	87.000	87.000	87.000	
蠶絲	蠶絲 下	Hides, Leather	担	71.500	88.000	88.000	88.000	
蠶絲	蠶絲 下	Hides, Leather	担	72.000	89.000	89.000	89.000	
蠶絲	蠶絲 下	Hides, Leather	担	72.500	90.000	90.000	90.000	
蠶絲	蠶絲 下	Hides, Leather	担	73.000	91.000	91.000	91.000	
蠶絲	蠶絲 下	Hides, Leather	担	73.500	92.000	92.000	92.000	
蠶絲	蠶絲 下	Hides, Leather	担	74.000	93.000	93.000	93.000	
蠶絲	蠶絲 下	Hides, Leather	担	74.500	94.000	94.000	94.000	
蠶絲	蠶絲 下	Hides, Leather	担	75.000	95.000	95.000	95.000	
蠶絲	蠶絲 下	Hides, Leather	担	75.500	96.000	96.000	96.000	
蠶絲	蠶絲 下	Hides, Leather	担	76.000	97.000	97.000	97.000	
蠶絲	蠶絲 下	Hides, Leather	担	76.500	98.000	98.000	98.000	
蠶絲	蠶絲 下	Hides, Leather	担	77.000	99.000	99.000	99.000	
蠶絲	蠶絲 下	Hides, Leather	担	77.500	100.000	100.000	100.000	
蠶絲	蠶絲 下	Hides, Leather	担	78.000	101.000	101.000	101.000	
蠶絲	蠶絲 下	Hides, Leather	担	78.500	102.000	102.000	102.000	
蠶絲	蠶絲 下	Hides, Leather	担	79.000	103.000	103.000	103.000	
蠶絲	蠶絲 下	Hides, Leather	担	79.500	104.000	104.000	104.000	
蠶絲	蠶絲 下	Hides, Leather	担	80.000	105.000	105.000	105.000	
蠶絲	蠶絲 下	Hides, Leather	担	80.500	106.000	106.000	106.000	
蠶絲	蠶絲 下	Hides, Leather	担	81.000	107.000	107.000	107.000	
蠶絲	蠶絲 下	Hides, Leather	担	81.500	108.000	108.000	108.000	
蠶絲	蠶絲 下	Hides, Leather	担	82.000	109.000	109.000	109.000	
蠶絲	蠶絲 下	Hides, Leather	担	82.500	110.000	110.000	110.000	
蠶絲	蠶絲 下	Hides, Leather	担	83.000	111.000	111.000	111.000	
蠶絲	蠶絲 下	Hides, Leather	担	83.500	112.000	112.000	112.000	
蠶絲	蠶絲 下	Hides, Leather	担	84.000	113.000	113.000	113.000	
蠶絲	蠶絲 下	Hides, Leather	担	84.500	114.000	114.000	114.000	
蠶絲	蠶絲 下	Hides, Leather	担	85.000	115.000	115.000	115.000	
蠶絲	蠶絲 下	Hides, Leather	担	85.500	116.000	116.000	116.000	
蠶絲	蠶絲 下	Hides, Leather	担	86.000	117.000	117.000	117.000	
蠶絲	蠶絲 下	Hides, Leather	担	86.500	118.000	118.000	118.000	
蠶絲	蠶絲 下	Hides, Leather	担	87.000	119.000	119.000	119.000	
蠶絲	蠶絲 下	Hides, Leather	担	87.500	120.000	120.000	120.000	
蠶絲	蠶絲 下	Hides, Leather	担	88.000	121.000	121.000	121.000	
蠶絲	蠶絲 下	Hides, Leather	担	88.500	122.000	122.000	122.000	
蠶絲	蠶絲 下	Hides, Leather	担	89.000	123.000	123.000	123.000	
蠶絲	蠶絲 下	Hides, Leather	担	89.500	124.000	124.000	124.000	
蠶絲	蠶絲 下	Hides, Leather	担	90.000	125.000	125.000	125.000	
蠶絲	蠶絲 下	Hides, Leather	担	90.500	126.000	126.000	126.000	
蠶絲	蠶絲 下	Hides, Leather	担	91.000	127.000	127.000	127.000	
蠶絲	蠶絲 下	Hides, Leather	担	91.500	128.000	128.000	128.000	
蠶絲	蠶絲 下	Hides, Leather	担	92.000	129.000	129.000	129.000	
蠶絲	蠶絲 下	Hides, Leather	担	92.500	130.000	130.000	130.000	
蠶絲	蠶絲 下	Hides, Leather	担	93.000	131.000	131.000	131.000	
蠶絲	蠶絲 下	Hides, Leather	担	93.500	132.000	132.000	132.000	
蠶絲	蠶絲 下	Hides, Leather	担	94.000	133.000	133.000	133.000	
蠶絲	蠶絲 下	Hides, Leather	担	94.500	134.000	134.000	134.000	
蠶絲	蠶絲 下	Hides, Leather	担	95.000	135.000	135.000	135.000	
蠶絲	蠶絲 下	Hides, Leather	担	95.500	136.000	136.000	136.000	
蠶絲	蠶絲 下	Hides, Leather	担	96.000	137.000	137.000	137.000	
蠶絲	蠶絲 下	Hides, Leather	担	96.500	138.000	138.000	138.000	
蠶絲	蠶絲 下	Hides, Leather	担	97.000	139.000	139.000	139.000	
蠶絲	蠶絲 下	Hides, Leather	担	97.500	140.000	140.000	140.000	
蠶絲	蠶絲 下	Hides, Leather	担	98.000	141.000	141.000	141.000	
蠶絲	蠶絲 下	Hides, Leather	担	98.500	142.000	142.000	142.000	
蠶絲	蠶絲 下	Hides, Leather	担	99.000	143.000	143.000	143.000	
蠶絲	蠶絲 下	Hides, Leather	担	99.500	144.000	144.000	144.000	
蠶絲	蠶絲 下	Hides, Leather	担	100.000	145.000	145.000	145.000	
蠶絲	蠶絲 下	Hides, Leather	担	100.500	146.000	146.000	146.000	
蠶絲	蠶絲 下	Hides, Leather	担	101.000	147.000	147.000	147.000	
蠶絲	蠶絲 下	Hides, Leather	担	101.500	148.000	148.000	148.000	
蠶絲	蠶絲 下	Hides, Leather	担	102.000	149.000	149.000	149.000	
蠶絲	蠶絲 下	Hides, Leather	担	102.500	150.000	150.000	150.000	
蠶絲	蠶絲 下	Hides, Leather	担	103.000	151.000	151.000	151.000	
蠶絲	蠶絲 下	Hides, Leather	担	103.500	152.000	152.000	152.000	
蠶絲	蠶絲 下	Hides, Leather	担	104.000	153.000	153.000	153.000	
蠶絲	蠶絲 下	Hides, Leather	担	104.500	154.000	154.000	154.000	
蠶絲	蠶絲 下	Hides, Leather	担	105.000	155.000	155.000	155.000	
蠶絲	蠶絲 下	Hides, Leather	担	105.500	156.000	156.000	156.000	
蠶絲	蠶絲 下	Hides, Leather	担	106.000	157.000	157.000	157.000	
蠶絲	蠶絲 下	Hides, Leather	担	106.500	158.000	158.000	158.000	
蠶絲	蠶絲 下	Hides, Leather	担	107.000	159.000	159.000	159.000	
蠶絲	蠶絲 下	Hides, Leather	担	107.500	160.000	160.000	160.000	
蠶絲	蠶絲 下	Hides, Leather	担	108.000	161.000	161.000	161.000	
蠶絲	蠶絲 下	Hides, Leather	担	108.500	162.000	162.000	162.000	
蠶絲	蠶絲 下	Hides, Leather	担	109.000	163.000	163.000	163.000	
蠶絲	蠶絲 下	Hides, Leather	担	109.500	164.000	164.000	164.000	
蠶絲	蠶絲 下	Hides, Leather	担	110.000	165.000	165.000	165.000	
蠶絲	蠶絲 下	Hides, Leather	担	110.500	166.000	166.000	166.000	
蠶絲	蠶絲 下	Hides, Leather	担	111.000	167.000	167.000	167.000	
蠶絲	蠶絲 下	Hides, Leather	担	111.500	168.000	168.000	168.000	
蠶絲	蠶絲 下	Hides, Leather	担	112.000	169.000	169.000	169.000	
蠶絲	蠶絲 下	Hides, Leather	担	112.500	170.000	170.000	170.000	
蠶絲	蠶絲 下	Hides, Leather	担	113.000	171.000	171.000	171.000	
蠶絲	蠶絲 下	Hides, Leather	担	113.500	172.000	172.000	172.000	
蠶絲	蠶絲 下	Hides, Leather	担	114.000	173.000	173.000	173.000	
蠶絲	蠶絲 下	Hides, Leather	担	114.500	174.000	174.000	174.000	
蠶絲	蠶絲 下	Hides, Leather						

上海土貨蘆售市價 (續)
WHOLESALE PRICES OF NATIVE GOODS AT SHANGHAI (Contd.)

貨物花色	DESCRIPTION OF GOODS	單位 Classifier of Quantity	躉售市價 (每元)				平均 價格 (每元)
			四月 April	五月 May	六月 June	Average (Shanghai)	
茶及其他飲料類 (續)							
茶	Tea		Tea and Other Beverages (contd.)				
綠茶	Tea, Green, 1st grade "Hsia Mi" local packed	担 picul	45.000	71.000	72.000	62.667	
上等 (土產)	"	"	57.000	94.000	84.000	78.333	
二五平水	"	"	33.000	46.500	41.500	41.333	
二五平水	"	"	28.500	42.000	41.000	37.167	
白綠	White Sugar						
白糖	Brown Sugar		7.600	7.600	7.500	7.567	
冰糖	Green Sugar		5.900	5.850	5.800	5.850	
其他	White Sugar		10.200	10.700	10.500	10.467	
中級	Candy Sugar		6.100	5.900	5.750	5.917	
小級	Other Candy Sugar		0.870	0.880	0.895	0.878	
	Fruit Candy, middle bottle, Tai Poong & Co.	打 dozen	0.585	0.587	0.584	0.585	
	Fruit Candy, small	"					
木竹藤草類							
木	Wood, Bamboos, Rattans and Grass						
杉木	Softwood, Fir	根 piece	1.590	1.500	1.535	1.505	
圓徑六分	"	"	2.950	1.950	2.025	2.000	
長十六尺 (福建)	"	"	1.450	1.475	1.475	1.475	
圓徑五分	"	"	1.800	1.200	1.210	1.210	
長十四尺	"	"	1.200	1.200	1.210	1.210	
圓徑四分	"	"	1.735	1.730	1.730	1.735	
長十二尺	"	"	0.630	0.630	0.630	0.637	
圓徑三分	"	"	2.730	2.740	2.740	2.740	
長十尺	"	"	3.150	3.150	3.150	3.150	
圓徑二分	"	"	4.100	4.100	4.100	4.100	
長八尺	"	"	4.100	4.100	4.100	4.100	
圓徑一分	"	"	4.100	4.100	4.100	4.100	
長六尺	"	"	4.100	4.100	4.100	4.100	
木	Pine Planks		2.000	1.950	1.950	1.950	
厚六分	"	丈 chang	1.450	1.475	1.475	1.475	
白膠	Fire Wood		1.436	1.465	1.554	1.495	
厚六分	"	五十捆 50 bundles	1.888	1.991	2.105	1.995	
紅膠	"	担 picul	1.077	1.150	1.124	1.124	
厚六分	"	"	0.799	0.799	0.795	0.798	
草	Grass, Soft 42" Wide	擔 piece	6.820	6.820	6.820	6.820	
厚六分	"	"	7.538	7.528	7.519	7.535	
草	Grass, Soft 42" Wide	担 picul	8.974	8.966	8.981	8.974	
厚六分	"	"	6.820	6.850	6.863	6.818	
草	Grass, Soft 42" Wide	担 picul	7.538	7.528	7.519	7.535	
厚六分	"	"	6.820	6.850	6.863	6.818	

上海土貨壘售市價(續)

WHOLESALE PRICES OF NATIVE GOODS AT SHANGHAI (Contd.)

貨物花色	DESCRIPTION OF GOODS	單位 Classifier of Quantity	壘售市價(銀元)				平均 Average (銀元)
			四月 April	五月 May	六月 June	六月 Average	
油類	油類 膠漆及其製品類 (續)						
正油	Oil, Gums, Resins, Glues, Wax & Manufactures Thereof (contd.)						
正油	Wood Oil, 1st quality	桶	21,800	21,200	21,100	21,067	
正油	3rd, 2nd	桶	21,800	21,000	21,100	21,811	
正油	White	桶	26,000	26,000	26,800	25,933	
正油	Szechuen & Hupah	噸	457,000	492,500	463,000	470,833	
正油	Hupah	噸	24,300	24,300	23,700	24,100	
正油	Vegetable Tallow	桶	17,100	17,200	16,900	17,067	
正油	Tallow, Oxen	桶	16,200	16,400	16,300	16,300	
正油	Lard	桶	15,075	15,377	15,254	15,369	
正油	Resins	噸	20,000	17,254	16,470	17,908	
正油	Wax, White	桶	9,000	9,000	8,800	8,933	
正油	Szechuen	桶	89,000	95,000	93,500	92,500	
正油	Candles	桶	84,300	89,000	89,000	87,833	
正油	Candle, 12 oz., Boat Brand, Price's (1)	箱	3,515	3,515	3,597	3,511	
正油	Crown	箱	3,334	3,334	3,383	3,354	
正油	A. P. C.	箱	3,262	3,262	3,262	3,262	
正油	Electric lamp, Nanyang, Shanghai	箱	2,800	2,800	2,790	2,797	
正油	Water Moon	箱	2,150	2,151	2,148	2,150	
正油	Laundry Soap, 60 doublets, International Soap Works	箱	3,043	3,043	3,040	3,012	
正油	Honey, Burkhill & Son Agent (1)	箱	3,264	3,264	3,264	3,264	
正油	Sunlight	箱	3,764	3,764	3,759	3,762	
正油	Tablet Soap, Spidamrum, large size	打	5,457	5,450	5,444	5,447	
正油	White Lead, B Two Axes Brand	噸	0,560	0,560	0,560	0,560	
正油	Zinc, A	噸	11,200	11,200	11,200	11,200	
正油	Color Paint, B	噸	17,600	17,600	17,600	17,600	
正油	Varnish	噸	14,400	14,400	14,400	14,400	
正油	Other Kinds	噸	5,600	5,600	5,600	5,600	
正油	Coal Tar	噸	107,565	107,568	107,380	107,504	
正油	Szechuen	噸	105,000	105,000	104,000	105,333	
紙類	紙及印刷品類	每加侖 40 gallons	7,000	7,000	7,000	7,000	
紙類	Paper	件	8,300	8,300	8,300	8,300	
紙類	Common Printing Paper, 26" X 44"	件	3,350	3,350	3,350	3,350	
紙類	White M, G, Cap Paper, 26" X 38", 1st quality, Kiangnan Paper Mill	噸	60,000	60,000	60,000	60,000	
紙類	Cotton Wrapping Paper, 24" X 30", 84 lbs., 1st quality, Tienchung Paper Mill	噸	14,500	14,500	14,800	14,600	
紙類	Strawboard, 28" X 30", No. 20-48	件	11,800	11,800	11,800	11,800	
紙類	Common Printing Paper	噸	8,350	8,350	8,350	8,350	
紙類	Khargai	噸	8,350	8,350	8,350	8,350	
紙類	Khargai	噸	8,350	8,350	8,350	8,350	

毛織品	六刀命	字號字	33	14,400	14,300	14,300	14,433
毛衣	德字	周大德	33	14,600	14,600	14,600	14,600
白蘭	十二刀	伍康性	33	6,800	6,700	6,783	6,783
	玉至牌		33	7,000	6,800	6,700	6,833
			33	5,950	5,800	5,800	5,850
牛車用	三十二刀	德品	33	11,000	11,000	11,000	11,000
六千元	四十四刀	金銀牌	33	27,000	27,000	27,000	27,000
五千元	五十四刀	地盤全	33	7,179	7,764	7,487	7,667
			33	5,043	5,176	5,191	5,191
川邊	四十四刀	(紅頭)	33	5,000	5,000	5,033	5,033
大德	五刀	(紅頭)	33	18,000	18,000	18,000	18,000
加申伊成料中	十六刀	全德	33	4,666	4,673	4,664	4,664
四元	十六刀	四元(安徽)	33	3,877	3,882	3,887	3,875
	五十五元		33	15,816	15,038	15,069	15,069
安源	紅頭牌	寶隆	33	4,481	4,287	4,474	4,474
大德	二十二刀	(紅頭)	33	1,750	1,750	1,750	1,750
大德	二十二刀	(紅頭)	33	5,093	5,106	5,126	5,126
大德	二十二刀	(紅頭)	33	3,302	3,307	3,322	3,322
大德	二十二刀	(紅頭)	33	4,600	4,700	4,800	4,700
大德	二十二刀	(紅頭)	33	1,178	1,208	1,217	1,201
大德	二十二刀	(紅頭)	33	3,399	3,738	3,969	3,912
大德	二十二刀	(紅頭)	33	2,199	2,259	2,294	2,237
棉	七十二刀	(紅頭)	33	37,500	37,500	37,500	37,417
七十二刀	(紅頭)		33	34,500	34,500	34,500	34,500
五十四刀	(紅頭)		33	33,000	33,000	33,000	33,260
			33	16,900	16,900	16,750	15,487
花衣	天龍	上海	33	36,250	36,250	36,250	36,250
油花	白牡丹	上海	33	24,400	24,400	24,400	24,400
	中等	上海	33	13,260	13,260	13,083	13,083
			33	14,280	14,280	14,280	14,280
			33	6,460	6,460	6,460	6,460
紗	如雲	上海	33	142,750	142,750	140,500	145,500
十五	天龍	上海	33	147,000	147,000	143,000	147,667
	白牡丹	上海	33	143,900	143,900	141,000	143,500
	中等	上海	33	176,750	176,750	164,500	169,300
十六支	天龍	上海	33	174,500	174,500	174,500	174,500
	白牡丹	上海	33	171,000	170,250	164,750	169,333
	中等	上海	33	165,000	162,500	159,500	164,333
			33	166,750	161,500	159,250	164,500
			33	166,653	158,000	159,750	164,500
			33	164,653	158,000	159,750	164,500
			33	166,875	161,500	159,500	164,292
			33	174,250	171,750	165,750	170,583
			33	19,250	185,350	179,000	184,833

Product of local Japanese factories

Product of local British factories

Product of local American

Cotton & Cotton Goods

Cotton, Raw

Coarse	Kiangai	33	38,500
33	Checkiang	33	38,500
33		33	34,250
33		33	12,750
33		33	24,750
33		33	12,750
33		33	13,250
33		33	14,350
33		33	6,500

Cotton Yarn

10'S	Happiness	33	153,250
10'S	White Yarn	33	142,750
10'S	White Yarn	33	147,000
10'S	White Yarn	33	143,900
10'S	White Yarn	33	176,750
10'S	White Yarn	33	174,500
10'S	White Yarn	33	171,000
10'S	White Yarn	33	165,000
10'S	White Yarn	33	166,750
10'S	White Yarn	33	166,653
10'S	White Yarn	33	164,653
10'S	White Yarn	33	166,875
10'S	White Yarn	33	174,250
10'S	White Yarn	33	19,250

Product of local Japanese factories

Product of local British factories

Product of local American

(1) 英國本廠出品
(2) 美國本廠出品

上海土貨盡售市價(續)
WHOLESALE PRICES OF NATIVE GOODS AT SHANGHAI (Contd.)

貨物花色	DESCRIPTION OF GOODS	單位 Classifier of Quantity	躉售市價 (每元) Wholesale Prices (Shanghai)				平均 Average (Shanghai)
			四月	五月	六月	June	
棉紗	Cotton Yarn						
中支	20'S Kh Cheng	包	197-000	190-000	187-000	191-333	
33	Rampo (1)	33	173-750	168-500	163-750	168-667	
33	Standing Horse	33	175-500	169-250	164-500	169-750	
33	66's	33	176-250	171-000	164-250	169-583	
33	Water Moon	33	173-000	169-500	164-500	169-583	
三十二支	2 Horses	33	185-750	180-000	175-000	182-875	
33	32'S Wing On	33	278-500	287-500	285-000	273-667	
33	Hou Son	33	269-500	266-000	241-750	259-083	
四十二支 (雙線)	42 1/2 Wing On	33	340-000	333-500	302-500	322-000	
33	Hou Son	33	333-000	310-000	310-000	310-500	
細棉紗	Philtex Coats	碼	0-122	0-122	0-122	0-122	
33	Hani-made, 19 holes	碼	0-754	0-754	0-754	0-754	
33	Irish Lace	碼	1-095	1-095	1-095	1-095	
33	Lace, Red Spiral, 291 X 361 Holes, Footing	碼	1-240	1-240	1-240	1-240	
33	73 X 145, 181, 217, 289 Holes, Footing	碼	1-435	1-435	1-435	1-435	
針織品	Knitted Goods						
33	Cotton Shirt, Deer Head Brand	打 dozen	12-000	12-000	12-000	12-000	
33	Lion Brand	33	13-500	13-500	13-500	13-500	
33	Monkey Brand 201	33	4-500	4-250	4-000	4-250	
33	Stock, Men's	33	2-400	2-400	2-400	2-400	
33	Stocking, Men's	33	2-650	2-650	2-650	2-650	
土布	Nankings						
33	Nankings, Grey	百疋 100 pcs.	70-000	66-000	66-000	67-333	
33	18 chin X 11 1/4 tau	百疋 100 pcs.	100-000	100-000	100-000	100-000	
33	18 3/4 X 11 1/4 tau	百疋 100 pcs.	180-000	170-000	160-000	170-000	
33	Dyed	33	135-000	134-000	137-000	135-333	
33	Yarn Dyed, 21 3/4 X 14 3/4	33	128-000	128-000	128-000	128-000	
33	Printed	33	82-000	82-000	82-000	82-000	
33	Three Bees, King Yin Cotton Spinning & Weaving	33	56-000	55-000	55-000	55-333	
水色土布	Sheetings, Grey						
33	11 lbs Four Lotuses	疋 piece	5-075	4-965	4-913	4-984	
33	12 lbs Four Lotuses	33	5-035	4-995	4-888	4-946	
33	Two Boys, Tayoda Cotton Spinning & Weaving Co., Ltd. (1)	33	4-950	4-950	4-950	4-950	
33	Four Lotuses	33	5-450	5-375	5-335	5-383	
33	Sung Sing	33	5-975	5-875	5-800	5-883	
33	Grand Wall	33	6-125	6-125	6-100	6-075	
33	Man & Horse	33	6-500	6-500	6-500	6-500	
33	Hung Fong	33	6-650	6-650	6-613	6-633	
33	Three Swoes, Shanghai Cotton Manufacturing Co., Ltd. (1)	33	6-675	6-675	6-650	6-659	
33	Four Lotuses	33	7-075	7-075	6-900	7-025	

中 國 商 會 報 告 (第 十 一 號)

第 二 頁

上海土貨躉售市價 (續)
WHOLESALE PRICES OF NATIVE GOODS AT SHANGHAI (Contd.)

貨物花色	DESCRIPTION OF GOODS	單位 Classifier of Quantity	躉售市價 (萬元) Wholesale Prices (\$'thai\$)				平均 Average (\$'thai\$)
			四月 April	五月 May	六月 June	平均 Average	
繭絲	Silk and Silk Goods	担 plun	140.000	150.000	145.000	139,500	
蠶絲	Wash	担	140.000	150.000	145.000	139,500	
縐紗	Shanghai	担	112.000	110.000	114.000	112,000	
縐紗	Shanghai	担	66.000	65.000	64.833	64,833	
縐紗	Shanghai	担	62.000	59.500	63.000	58,333	
縐紗	Shanghai	担	28.500	27.000	26.750	27,583	
縐紗	Shanghai	担	39.500	38.500	39.500	39,167	
縐紗	Shanghai	担	38.500	37.500	38.500	38,167	
縐紗	Shanghai	担	64.000	62.500	62.500	63,000	
縐紗	Huechow	担	19.500	18.750	18.750	18,667	
縐紗	Shanghai	担	102.000	100.000	97.500	100,000	
縐紗	Shanghai	担	171.500	159.000	172.500	171,000	
縐紗	Shanghai	担	1287.500	1257.500	1275.000	1273,333	
縐紗	Shanghai	担	1287.500	1257.500	1275.000	1273,333	
縐紗	Shanghai	担	990.000	970.000	1015.000	998,333	
縐紗	Shanghai	担	970.000	970.000	992.500	992,500	
縐紗	Shanghai	担	952.500	1063.333	1097,917	
縐紗	Shanghai	担	931.250	918.750	931.250	931,750	
縐紗	Shanghai	担	363.750	381.250	441.250	393,417	
縐紗	Shanghai	担	731.750	746.250	753.000	744,333	
縐紗	Shanghai	担	672.500	667.500	682.500	674,167	
縐紗	Shanghai	担	657.500	646.250	655.000	651,917	
縐紗	Shanghai	担	675.000	667.500	683.750	672,417	
縐紗	Shanghai	担	2.000	2.000	2.000	2,000	
縐紗	Shanghai	担	9.000	9.000	9.000	9,000	
縐紗	Shanghai	担	9.000	9.000	9.000	9,000	
縐紗	Shanghai	担	8.100	8.100	8.100	8,100	
縐紗	Shanghai	担	0.870	0.870	0.860	0,865	
縐紗	Shanghai	担	1.030	1.030	1.030	1,030	
縐紗	Shanghai	担	0.720	0.680	0.680	0,693	
縐紗	Shanghai	担	14.000	14.000	14.000	14,000	
縐紗	Shanghai	担	11.450	11.000	11.000	11,150	

以上各貨均係本埠出品

中華民國二十六年六月

一九二八年世界各國關稅稅則之變遷

譯一九二九年一月三號出版英國商部公報第一二二卷第一六七四號

本報茲將一九二八年各國關稅稅則之重要變遷，暨在討論中之各種改革，為簡單之陳述，期與自一九二一年起之該項紀錄相銜。現智利波斯及秘魯三國已實行新稅則，中國新海關稅則亦將於二月間實行，埃及羅馬尼亞西班牙土耳其及北美合衆國之稅則，將於一九二九及一九三〇兩年內，有普遍的修改，其他各國稅則在本年內之變遷不乏其例，屬於修訂商約之結果者，亦所在多有，尤以布加利亞、加拿大、法蘭西、波蘭、南非共和國為甚。

(一) 歐洲各國

奧地利 奧地利與芬蘭所訂之條約於二月十八號實行，該國有幾種貨物之稅則，因之微見低落，與匈牙利及法蘭西所訂之商約於七月十五號及八月一號分別實行，多種貨物之稅率均見低減，但在某幾種貨物反見加高。

比利時(及盧森堡) 比與南斯拉夫所訂商約於二月九號實行，將某幾種貨物之稅率減低，法比條約於四月十五號實行，對於多種絲織物之從價稅率，概行削減，但於稅則內某幾種貨物之從量稅率，反有加高，該項條約係基於比政府之「增加關稅係數」提議，以期按照自一九二六年來比佛郎之低落價值，而將從量稅率加以釐正，嗣後該約所規定之係數，大都等於當時所行之定率，間或較高，但仍低於比政府所提議之成數，僅少數貨物之係數略見低下，其全部的修改，尚須俟諸與其他各國之通商條約訂立之後也。

保加利亞 該國於七月廿六日起，將關稅為普遍的加高，付稅時所用紙幣之「貼水」，自百分之一千五百增至二千，有幾種原料及製品（多屬未有外貨競爭或在該國未有生產之貨品）則免加，有幾種食物之稅率，因與土耳其訂立商約而致低落，該約係於十月一號實行。

捷克斯拉夫 本年內該國稅則，祇有少數變動，以屬於低降者為多。

丹麥 政府於四月一日公佈一法律案，將各種奢侈品之稅率，（自一九二四年起經幾次臨時法律案規定加征），永遠併入關稅稅則內，有幾種稅率略加修改，增加朱古律糖類印花稅暨修正紙烟及他種烟製品印花稅之議則在討論中，在冰洲 Iceland 之從價稅率，於本年初增至百分之五十，煤稅則增一倍。

愛沙尼亞 該國於九月間創立一種二重稅則，a double column tariff 其最高稅則 [Maximum] Tariff 係將通常稅率加高至百分之五十，六月間有數種貨物之稅率略見降低，現該

國擬將各種五金品摩托及汽機之稅率加以提高。

芬蘭 一九一八年初之各項稅則變動，其性質多屬於減低一類，如將幾種化學品規定免稅，厥後復將酸漬食品及留聲機之稅率減低，惟蜜餞果食（如糖、橘、梨等）、醃魚及數種裝瓶食物之稅率，在十月間因與西班牙修改條約而增高，因現行稅則之全部修改尚未竣事，故在一九二九年當繼續有效，但有數種略需變動，如摩托車之稅率行將增加，留聲機之稅率必當續減是也。

法蘭西 法國修改關稅稅則之議，自一九二七年九月以來，繼續討論，迄本年二、三、四月間，乃決定辦法，將在一九二七年修改一部分稅則時所未包括各貨物之稅率分別提高，惟若干稅率仍遜於一九二七年春修改稅則草案內所提議之程度，且有多數貨物反形減低，此項加增之稅率，多為三月二號公布之法律案所制定，該案附有兩稅表，其一載絲織或絲混織品之修改稅率，屬於加高者為多，但亦有輕減者，則一月間法瑞通商條約中所協定也，第二表規定將最低稅率加增，「Minimum Tariff Duty」此係為推廣最惠國待遇於全部德國貨物起見，凡稅則之減低者，多為與瑞士比利時及意大利訂立商約之結果，其中若干種貨物之稅率，較諸一九二七年九月間所實行之增稅平均數為低，而比較該時期以前之稅率則仍高，另若干種貨物如棉紗及正頭則視一九二六年以來通行之稅率尤為低減，關於煤油及煤油產品之修正稅率，載於三月十六日公布之法律，某幾種稅率之繼續降低，現在擬議中，但大規模之修改，恐未必能於短時期內着手，原產地證明書之手續，已視前為簡易矣。

敘利亞 數種貨物之稅，（多為原料品，但包括化學藥品棉紗及若干金屬品，）於九月三號分別取消或減低。

突尼斯 七月間有數種貨物之稅，加高至與法國同種稅則之相等程度，同類之法國及阿爾及利亞 Algeria 貨物，於輸入突尼斯時，則准許免稅，至此而法國與突尼斯之關稅同盟，蓋又進一步矣。

德意志 本年內德國稅則僅有少數變動，摩托零件之稅則分類，經一月十五號公布之法律加以修改，此外因修訂條約而發生稅則上之變動，計有數種畜產品、絲絨、葡萄乾、地氈及豆油等，有數種貨物之稅，因與法訂立通商協定，尚須續減，其減稅草案現已提出，但糖類關稅於十二月間忽又提高。

希臘 多種貨物之稅，因訂立商約而減低，此項貨物，包括胡麻子油，（對拉脫維亞條約於二月十六號實行）多種金屬品汽鍋、機械、各種器具、磁器、化學品、顏料、紙貨、棉織品、玩具（對

德條約於七月一號實行。) 獸類食物及木材。(規定於對南斯拉夫條約於十一月一號實行。) 有幾種畜類及天產物,則因對亞爾巴尼亞條約,將續行減低,但尙未實行,自十一月一號起將完納關稅時金洋轉換紙幣之貼水,自十四升至十五。

匈牙利 有幾種貨物之關稅,在七月十五號因修改對奧條約而變動,(加高者居多,)此外有數種稅則,(多關於棉線麻織品及曳引物各項,)則於對意條約內規定減低,該約於七月四號簽字,但尙未實行,若干原料之稅則,在本年內分別停止或減低。

意大利 有少數貨物之關稅,因對法協定而減低,該約於四月二號實行,修正之對法絲織品稅約定於七月廿四日實行,將幾種意大利之絲線及織物進口稅提高,但有數種絲線混織品之稅率則減低,本年內有幾種稅則,係以命令加增,計包括中等大磚、硼酸製品、小麥、及麥粉各物,并新增焦煤進口稅,在七月間簽字之對匈牙利條約內,復規定某幾種貨物,須繼續降低,但尙未實行。

拉脫維亞 該國新稅則於四月十六號實行,其性質屬二重稅則, a two column tariff 規定自英進口之貨物,均須附以產地憑單。

立陶宛 煤油、車船、摩托車、摩托自行車、及其他車輛之進口稅,於六月間一概加高,茶葉、煙草、醇、酒、火柴之稅則於十月八號修正,在十月間復將某數種貨物制定二重稅則 [double column] 并規定須附有產地憑單。

荷蘭 荷蘭政府現提出一議案,擬將酒精及酒精製品之國內稅減低,因此該種進口貨將與土貨同時發生影響,在十月間決定木屐加征百分之八之從價稅。

挪威 挪威從量稅則,擬為維持固有之金幣收入起見,所附徵之一成附稅,於二月間取消,在六月間又將某幾種稅則修正,計增高者為鮮包電線、衣服、羊毛、羊毛線、及幾種毛織物,減低者為小麥及麥粉兩類。

波蘭 波蘭之限制進口制度,除自德進口之幾種貨物外,於三月間漸行廢弛,僅幾種奢侈品,仍受進口特許證之限制,同時政府復設法調節關稅,以期與貨幣之新價值符合,蓋該國關稅稅率,自一九二四年決定後,貨幣價值竟貶至百分之七十二,奢侈品之稅率,(多數仍受進口特許證限制,)規定增至百分之七十二為度,有幾種貨物(如食物及鑄鐵等)則免加,其他貨物增百分之三十,在八月一號實行之對捷克斯拉夫新通商約定,復規定包括於舊約內之多數貨物,其全部或一部分,均得免加,其他多種之織物則規定減低,對法及瑞威約定,更將幾種酒及醃魚之稅率,於七、八兩月分別減低,除此項因條約發生之變動外,尙有幾種較小之變

動。以關於機械及儀器、腌海令魚、鹹肉及豬油各物爲多。某幾種特殊貨物出口時，對於該貨之原料進口稅，經歷次命令，布告給還。

葡萄牙 葡萄牙於本年內所有之稅則變動，爲數甚少，僅玻璃器煤及柴油略有變動，煤與柴油之一般進出口稅，業經明令廢止，另以一種按稅關開船準單 Clearance Notes 而徵收之統稅代之。

葡屬地 葡屬東非洲新稅則於一月一日實行，西非洲新稅則於七月一日實行，新稅則之特點，在擴充特惠待遇於葡國貨物，幷按幣值之跌落程度，將西非洲從價稅之估定方法，加以修正。

羅馬尼亞 羅馬新關稅稅則，現正在編製中，將於一九二九年春竣事。

南斯拉夫國 有幾種貨物之稅則，因對比（二月九號實行）及希臘（十一月一號實行）條約而減低，其較小之幾種修改，則以命令執行之。

西班牙 西班牙稅則之全部修改，經十一月廿九日西皇命令延期，新稅則規定自一九二九年十月一日起暫時試用，經政府修改後，於一九三〇年一月確定實行，本年內幷已設法與各國修改通商協定，各條約內所附之稅則表，自一九二八年十二月卅一號後即不適用，在十一月二十九號公布延期修改全部稅則之命令後，另發表一命令，將至本年底失效之各稅率，暫時維持，條約內包括之他種貨物，另制定一種「第二欄稅率」，[Second Column] 其高低介於舊條約內稅率與擬於一九三〇年一月實行「第二欄稅率」之間，在三月間更將幾種鋁製品之稅率，分別提高。

瑞典 本年該國稅則變動甚少，關於某幾種鋼鐵品之臨時加稅辦法，現正在討論中。

瑞士 有若干種貨物之稅率，在四月間因與法國續訂通商協定而低落，某幾種疋頭之稅率，在五月間約略提高。

土耳其 某數種稅率因訂立條約，略見變動，修正之稅則表，現正在編製中。

(二) 美洲各國

巴西 增加棉紗疋頭等關稅之法律草案，現已提出於議院，其全部稅則之修改，尙須繼續展緩。

智利 新稅則內稅率大體較舊率爲重，於二月二十二日以法令公布，關於（一）減低關稅之貨物與（二）加征於向准免稅之貨物部分於二月間實行，而關於棉及羊毛品之稅則於四月二十七日實行，煤及煤油之稅則，係於一月間修正。

哥斯達利加 Coast Rica 領事館稅 The Consular Tax 向爲全部有稅品應徵關稅額百

分之二,自一九二九年一月一日起,改按貨品價值征收,計必需品為價值之千分之五,酒類百分之二,其他貨物百分之一。

古巴 棉紗、棉線及棉織縐布之稅率,現已減低。

海地 Hayti 在二月二十五號與英國換文之結果,英國貨物在海地現得有最惠國待遇,凡法蘭西海地臨時約定 Franco-Haitian Modus Vivendi 內所載列之同種英國貨物,得享有百分之三十三又三分之一之折扣,八月三號又將若干種貨物之稅則修正,包括煤油、農業機械、農業器具、燒酒、啤酒、玻璃器、鐵床、精油、印刷品及家具。

墨西哥 有多種貨品之稅則經命令變更,墨水、絲結、麻線、織物及木材之稅則均加高,墨新關稅法將於一九二九年實行,規定此後不需領事證明發票,但商業發票必須呈送墨國領事官審核,以符法律手續。

巴拉奎 Paraguay 按最近公布之命令,運入該處之織棉機器,准予免稅。

秘魯 新稅則於一九二八年一月二號實行,舊稅則之要點(即一九二六年十一月之緊急稅則)仍予維持,惟分類及稅率更動頗多,新稅則於純棉及呢絨之稅率,較前略低,未釀成爲司格酒現禁止進口。

北美合衆國 在「伸縮稅率」條款內規定之碎棉布氈、碳酸銀、(沉澱)矽弗酸鈉、螢石、及鉀鉍黃之稅率,現一概加高,自英國進口之絲質紗,須另征一種「屯併稅」,稅則之全部修改,新政府將於一九二九年內舉行。

烏拉圭 Uruguay 本年該國稅則變動甚少,計已修改各點,爲皮件、靴鞋、珠寶及裝飾品類內各貨物之估價以及摩托車及小孩車之分類方法。

委內瑞辣 Veneyuela 本年內稅率變動之物品,計爲可可、小孩食品車身及工程用鋼鐵等類。

(三) 亞洲各國

中國 中國定於來年二月一日適用新關稅稅則。

波斯 修正之英波條約於五月十日簽字,將前條約內限制波斯關稅自主權之規定,悉行廢止,而規定英國貨物得適用現行波斯海關新稅則內之最低稅率。

(四) 非洲

定於一九三〇年實行之修正海關稅則,現正在編製中,現行之從價稅,擬以從量稅代之。

(五) 不列顛帝國

英國王國 一九二八年之財政法令, The Finance Act 規定自四月起將炭輕質油類(煤油、石腦油、松節油等類)鈕扣徵收關稅,金屬引火具則兼徵關稅及國產稅,外國粗糖及不列顛帝國各地所產之糖、糖漿及糖屬物之關稅與國產稅一律低減,含糖各貨物之稅則(黑料、糖皮、糖膏、竹的內、蜜餞品、製成菓類、全奶、煉乳及甜酒等)均於七月一號重行訂正,對於帝國出產之影片特加優待,鑲磁鐵及鋼製空心器皿,自六月起并加征關稅。

澳大利亞 迄本年六月三十日止之關稅事務局常年報告,詳論澳大利亞生產費之高漲,對於該局決定升高或降低各稅率之經過,亦連帶論及,一九二七年十一月提出于議會之稅則修正案,於一九二八年三月實行,規定減低稅率之貨物,為花邊、利器及摩托自行車等類,通常製造外衣之呢絨,於三月二十八日起,其稅率并有重要變動。

紐西蘭 紐西蘭稅則於一九二七年之修改要點,係表示英國貨物於紐西蘭現得有視前更為優越之關稅地位,在一九二八年該國稅則未有變動。

加拿大 加拿大之預算決議書,於一九二八年二月提出,包含多種之修改稅則提議,但在議會討論時,此項提議復大加修改,新加入者亦不少,其修改之特點,為將稅則內織物類之分類及排列方法,重行訂正,營業稅自百分之四減至百分之三,其特惠稅率章程亦經修正,自一九二九年二月一日施行,原有對英特惠稅則規定英國加工成分及材料為該物生產費百分之二十五,今則增至百分之五十,另一種特稅或屯併稅,係加於自英進口之人造絲織物,其稅數等於在加拿大售價,與裝船輸出時在英國市場實在賣價之差,但得減去所用人造絲每磅計一先令,至於一九二八年十月四號與以前定貨,及在一九二九年三月一號以前進口之貨物,則免徵此項屯併稅。

紐芬蘭 紐芬蘭稅則之修改各點,經議會公布於一九二八年十一月二十號實行,對於漁業用之繩索等物,規定免稅,其他如牛油、假牛油、臘脂、油、製成烟草、現成物品及數種衣服之稅率,均分初減低。

愛爾蘭自由邦 包括修改稅率之財政法案, (一九二八年法案十一號) 載於預算決議書,經財政大臣於四月二十五號提出於議會,計有關係之物品,為摩托車、玻璃瓶及糖、有數種油漆及製帽用模型等,經該案規定免稅。

南非聯邦 有大宗貨物之稅率,現新加修正,其增高與減低之各稅率,分別於一九二八年四月五日及六月七日實行,後者包括數種疋頭、機、玻璃器、磁器、利器、茶及家用縫衣機器

等。

印度 印度修改稅則之法案，於四月三日實行，稅則上頗有變動，如帶料規定徵稅百分之五，駱駝毛絨減至百分之五，均係按關稅事務局之織帶工業報告而決定，依關稅事務局之建議，自四月一日起加於鐵或鋼線及小釘之保護稅，決定取消螺旋帽及繫釘之稅率，則分別加高。

錫蘭 自一九二八年三月二日起，呈酒、未熟白蘭地及為司格之稅率，均較前加高。

毛里求斯島 Mauritius 一九二八年之第四號命令，係變更幾種貨物之稅則，如水門汀、機器及其零件、絲織物、利器、瓦器、金屬器及其他若干類物品，均分別修正，加於英國製品之特惠數目亦加高，并推廣及於他種物品。

尼日利亞及黃金海岸 Nigeria and Gold Coast 有幾種食物之關稅經決定廢止，酒類之關稅則增高。

聖路錫 St. Lucia 該處所征之附稅，八月起自所征各貨物進口關稅數額百分之十七·五，增至百分之二十五。