

交通大學圖書館藏書
CHAIO-TUNG UNIV. LIBRARY

民國二十四年

南開指數年刊

(包括批發物價生活費國外匯兌及國外貿易指數)

NANKAI INDEX NUMBERS, 1935

(Of commodity-prices at wholesale, cost of living,
foreign exchange rates, and quantities
and prices of imports and
exports)



天津南開大學經濟研究所
NANKAI INSTITUTE OF ECONOMICS


Nankai University
Tientsin, China
January, 1936



上海图书馆藏书



A541 212 0016 6035B



民國二十四年

南開指數年刊

(包括批發物價生活費國外匯兌及國外貿易指數)

NANKAI INDEX NUMBERS, 1935

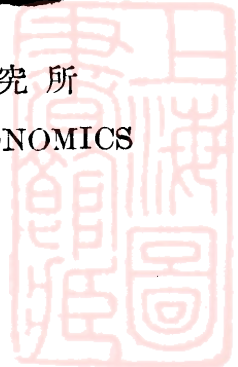
(Of commodity-prices at wholesale, cost of living,
foreign exchange rates, and quantities
and prices of imports and
exports)



天津南開大學經濟研究所
NANKAI INSTITUTE OF ECONOMICS

Nankai University
Tientsin, China
January, 1936

~~1524020~~



Copyright, 1936, by
Nankai Institute of Economics, Nankai University, Tientsin, China
All Rights Reserved



目 錄
CONTENTS


Pages

引 言
Introduction

表 一	華北批發物價指數(按工業分類)	
Table I	Index Numbers of Commodity Prices at Wholesale in North China (Classified by Industries)	1
表 二	華北批發物價指數(按加工程度分類)	
Table II	Index Numbers of Commodity Prices at Wholesale in North China (Classified by Stages of Production)	5
表 三	華北批發物價	
Table III	Table of Commodity Prices at Wholesale in North China	9
表 四	天津工人生活費指數	
Table IV	Index Numbers of the Cost of Living of Working Class in Tientsin ...	25
表 五	天津零售物價	
Table V	Table of Commodity Prices at Retail in Tientsin	29
表 六	上海對外匯率及外匯指數	
Table VI	Foreign Exchange Rates and Their Index Numbers in Shanghai	34
表 七	中國進出口物量物價與物物交易率指數	
Table VII	Index Numbers of Quantities and Prices of Imports and Exports and of Barter Terms of Trade in China	38
表 八	中國進出口物量物價調節指數	
Table VIII	Adjusted Index Numbers of Quantities and Prices of Imports and Exports in China	40


CHARTS

圖 一	華北批發物價指數(按工業分類)	
Chart I	Index Numbers of Commodity Prices at Wholesale in North China (Classified by Industries)	1
圖 二	華北批發物價指數(按加工程度分類)	
Chart II	Index Numbers of Commodity Prices at Wholesale in North China (Classified by Stages of Production)	5
圖 三	天津工人生活費指數	
Chart III	Index Numbers of the Cost of Living of Working Class in Tientsin.	25
圖 四	上海外匯指數	
Chart IV	Index Numbers of Foreign Exchange Rates in Shanghai	34
圖 五	中國進出口物量物價指數	
Chart V	Index Numbers of Quantities and Prices of Imports and Exports in China	39
圖 六	中國進出口物量物價調節指數	
Chart VI	Adjusted Index Numbers of Quantities and Prices of Imports and Exports in China	41



附 錄
APPENDIX

			Pages
附錄一	I	中國批發物價指數 Index Numbers of Commodity Prices at Wholesale in China ...	43
附錄二	II	上海輸出入物價指數 Index Numbers for Import and Export Prices in Shanghai	44
附錄三	III	中國生活費指數 Index Numbers of the Cost of Living in China	45
附錄四	IV	上海金融統計 Money Market	46
附錄五	V	上海證券指數 Index Numbers of Bonds and Stocks in Shanghai	47



民國二十四年南開指數年刊

引 言

十九世紀末僑居上海之英人溫德慕氏 (W.C. Wetmore) 所編製之二十種重要商品價格指數 (時期 1873-1892 年), 實為我國物價指數之濫觴。日本幣制調查委員會 (Japanese Monetary Commission) 亦曾有 1874-1893 年五十二種商品價格指數之編製。嗣後二十餘年間, 吾國指數之編製, 雲煙消沉, 繼起無人, 直至歐戰爆發, 國內物價飛騰, 物價指數, 遂復為國人所注意。1919 年上海調查貨價局 (即今之財政部國定稅則委員會), 發表上海批發物價每月指數, 1924 年廣東農工廳發表廣州批發物價每月指數, 其他繼起者如雨後春筍, 盛極一時。以數量論, 前後共達六十六種之多 (其中已停止編製者計三十一種, 現繼續編製者計三十五種); 以範圍論, 自批發物價, 零售物價, 進而擴充至生活費, 工資, 外匯, 股票及債票; 以發表期限論, 由按月發表, 進而至按週與按日發表; 以編製之公式論, 由簡單算術平均, 進而採用幾何平均, 總合平均, 及「理想」公式矣。¹

本所鑑於國內之需要, 年來對指數之編製, 進勉前進, 未敢後人。所編製之各種指數, 悉按期在國內各重要報章雜誌及本所出版之「南開統計週報」——後改為「中國經濟月報」(Monthly Bulletin on Economic China)——及「經濟統計季刊」發表。今者「經濟統計季刊」改為「政治經濟學報」; 「中國經濟月報」改為「南

1. 詳情請參閱何廉: Price and Price Indexes in China, Chinese Economic Journal, Vol. I, No. 6, pp. 1-35, June, 1927. 馮華年: 中國之指數, 經濟統計季刊一卷四期, 661-717 頁, 1932 年十二月。

開社會經濟季刊」(Nankai Social and Economic Quarterly),刊物之性質既易,指數附錄,不得不付諸闕如。故自二十三年起,將本所編製之一切指數,除按期仍在國內各重要報章雜誌發表外,按年彙編,刊行「南開指數年刊」。茲為便利讀者起見,爰將各種指數之性質及其編製方法,撮要述之於下:

I

華北批發物價指數²

華北每週批發物價指數,發表於1928年四月。但每年指數係始自1913年,月指數則自1928年一月起。每週指數於每星期日及星期一發表,以上星期三為計算截止日。物價資料係本所特派調查員自華北各主要市場每日調查而得。指數編製方法,採簡單幾何公式,以1926年全年平均為基數。包含商品計一百零六種。本指數分為按工業性質及加工程度兩大類。各類指數包含之商品項數與比重列如下表:

甲•按工業性質分類

	項 目	比 重
1.	食 物	43 40.57
2.	服 用 品	19 17.92
3.	金 屬 品	15 14.15
4.	建 築 材 料	12 11.32
5.	燃 料	12 11.32
6.	雜 項	5 4.72
	106	100.00

2. 詳情請參看何廉: The Nankai Weekly Index Number of Commodity-prices at Wholesale in North China, Chinese Economic Journal, Vol. II, No.5, pp.411-417, May, 1928.

乙• 按加工程度分類

	項 目	比 重
1. 原料品	41	38.68
農 產 品	21	19.81
動 物 產 品	7	6.61
林 產 品	4	3.77
礦 產 品	9	8.49
2. 製 造 品	65	61.32
生 產 品	26	24.53
消 費 品	39	36.79
	<u>106</u>	<u>100.00</u>


II

天津工人生活費指數³

天津每週工人生活費指數發表於1930年六月。惟年指數與月指數始自1926年正月。每週指數每星期日及星期一發表，以上星期三作為計算截止日。物價資料係由本所特派調查員赴天津各勞工家庭集居處調查而得。指數編製公式為加權總合法，所用權數係根據1927年九月至1928年六月間所舉行之天津手藝工人家計調查，所估計而得之平均每家每年對於各項物品之消費量。以1926年全年平均為基數，包含商品凡三十七項，茲將項目之分類及1926年與1934年比重之變更，列表如下：

	項 目	比 重	
		1926	1934
食 物	25	64.22	59.53
服 用 品	6	6.21	5.96
燃 料 與 水	5	14.11	15.82
房 租	1	15.46	18.69
	<u>37</u>	<u>100.00</u>	<u>100.00</u>

3. 詳情請參看何廉與大業：天津每週工人生活費指數編製之說明，經濟統計季刊，一卷二期，323—362頁，1932年六月。



III

上海外匯指數⁴

上海每週外匯指數發表於1930年。惟年指數與月指數始自1905年。每週指數以上星期五作為計算截止日。包含項目為上海對英、美、法、日各國之每日電匯率。指數編製公式為加權總合平均法，以上年度中國對各國直接貿易值為權數，而以1930年全年平均為基數。此外，本所另編一個外匯指數。此指數係以各國外匯平價為基數；編製方法先求得英、美、法、日四國匯率對平價的比率；再將各國匯價比率應用加權算術平均法，並用上年度中國對各國直接貿易值為權數而求得之。

IV

中國進出口貿易物量物價指數⁵

本所發表之對外貿易指數，計分為兩類。其一以固定時期為基期而計算進出口物價物量對基年之百分數，名為「未調節指數」；另一係計第一種指數對已計得之長期趨勢之離差，名為「調節指數」。指數時期由1867年起直迄現在。

未調節指數 計算對外貿易未調節指數，其所包含「直接列入品」之數值，佔全體進口值或出口值之三分之二以上，對於「未能直接列入品」，則用估計方法推求之。估計方法乃先將價格變動過劇之項目予以剔除，再以已估計得之物價的變動除「未直接列入品」之數值，而得「估計的數量」作為計算指數之用。因進出口商

4. 詳情請閱何廉：An Index Number of the Foreign Exchange Rate, in Chinese Economic Journal, Vol. II, No. 2, pp. 1—40, February, 1928; 吳大業：一個新的外匯指數，政治經濟學報，三卷三期，463—509頁，1934年四月。

5. 詳情請參閱何廉：中國進出口貿易物量指數物價指數與物物交易率指數編製之說明（1867—1930），經濟統計季刊，一卷一期，1932年三月。

品之種類及重要性，年有更易，故採用連鎖基期法。先計算每年對上年之連環指數而後連乘起來成爲連鎖指數，以1913年作爲100%。指數編製公式，係採用費喧氏之「理想」公式，以四種數量組合而成，即 $\Sigma P_0 Q_0$, $\Sigma P_0 Q_1$, $\Sigma P_1 Q_0$, $\Sigma P_1 Q_1$ 。此四種數量僅須將秩序倒換，即成爲物量與物價指數公式。物價指數之公式爲：

$$\sqrt{\frac{\Sigma P_1 Q_1}{\Sigma P_0 Q_1} \times \frac{\Sigma P_1 Q_0}{\Sigma P_0 Q_0}}$$

物量指數之公式爲：


$$\sqrt{\frac{\Sigma Q_1 P_1}{\Sigma Q_0 P_1} \times \frac{\Sigma Q_1 P_0}{\Sigma Q_0 P_0}}$$

調節指數 計算調節指數應用數學方法採二次方程拋物曲線爲長期趨勢線。趨勢線決定後，即計算每個進口或出口之物量物價指數對此常態趨勢之百分率，而成進出口之物量物價調節指數。以常態趨勢線爲100%，以視各指數對常態情形之變異狀況。

最後，本刊各種指數之編製，多由吳大業君負責；至本刊之彙編集成，則賴王文鈞君之力獨多，此應特別提及者也。

何 廉

民國二十五年一月

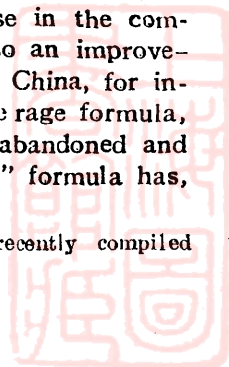


NANKAI INDEX NUMBERS, 1935

Introduction

Although the invention of *Index number* as a device to measure the changes in the level of prices dated back as early as 1738, its compilation in China did not commence until the 'nineties when W. C. Wetmore, a British resident in Shanghai, published his series for prices of twenty staple commodities for the period 1873-1892. Soon after, the Japanese Commission for the Investigation of Monetary Systems compiled another series for fifty-two commodities for the period 1874-1893. Since the publication of these two series, there had been, for over quarter of a century, no evidence of any study on the subject in China. The increase of prices during the Great War, however, gave rise to a renewed interest in the subject, and in 1919 the first monthly index number of commodity-prices at wholesale in Shanghai was published by the former Shanghai Bureau of Markets, now the National Tariff Commission, of the Ministry of Finance. In 1924, the Provincial Bureau of Agriculture and Industry of Kwangtung followed suit in the publication of another monthly index number of wholesale prices in Canton. Since then, interest in the study of prices in China has increased and efforts at the compilation of index numbers have multiplied. Indeed, during the last few years China has entered an active stage in the making of index numbers. There are altogether thirty-five index numbers published currently in China to-day, in addition to the thirty-one index numbers which are now discontinued. The field covered at first included commodity-prices at wholesale and retail, but is now being extended to cost of living, wages, foreign exchange, stocks, bonds, and foreign trade; the interval of publication was at first mostly by the month, but has been shortened by the week and, in one particular case, by a single day.¹ With the increase in the compilation and promptness of publication there has come also an improvement in the method employed. The early index numbers in China, for instance, were mostly constructed by the simple arithmetic average formula, but to-day not only has the simple arithmetic formula been abandoned and substituted by the aggregative or geometric, but the "ideal" formula has,

1. The Directorate of Statistics of the National Government has recently compiled a daily index number of commodity-prices at wholesale.



in some cases, come into actual use where the requisite data for both quantities and prices are available.²

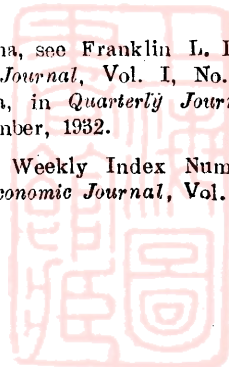
During this active stage of index number making in China, the Nankai Institute of Economics has played a leading part in improving the methods of construction. It compiled the first weekly index number of commodity-prices at wholesale in North China by the simple geometric average (formula 21) and the first weekly index number of the cost of living in Tientsin by the weighted aggregative method (formula 53), both at a time when the simple arithmetic average predominated in the field of index number making in China. Besides, the Institute has the honor of having been the first to apply the "ideal" formula in compiling the index numbers of the quantities and prices of imports and exports in China. These and other indices which the Institute has compiled have appeared regularly in the leading papers in China as well as in its own periodical publications, the *Nankai Weekly Statistical Service* (in Chinese and English), the *Monthly Bulletin on Economic China* (in English), and *The Quarterly Journal of Economics and Statistics* (in Chinese). With the suspension of the *Service*, the reorganization of the *Bulletion* as a quarterly publication under the new title *Nankai Social and Economic Quarterly*, and the change of the *Quarterly Journal of Economics and Statistics* into the *Quarterly Journal of Economics and Political Science*, the Institute has decided to publish an annual report on *Nankai Index Numbers*, of which the present one is the second number. It may prove useful, therefore, to give at the outset some brief explanations with reference to the character of the index numbers included in the report and the methods of their construction.

I

Index number of commodity-prices at wholesale
in North China³

The index number of commodity-prices at wholesale in North China is published every Sunday and Monday since April of 1928, but yearly figures have been calculated back to 1913. The weekly index covers the week

2. For a critical study and summary of index number in China, see Franklin L. Ho: Prices and Price Indexes in China, in *Chinese Economic Journal*, Vol. I, No. 6, pp. 1-35, June, 1927; H. N. Feng: Index Numbers in China, in *Quarterly Journal of Economics and Statistics*, Vol. I, No. 4, pp. 661-717, December, 1932.
3. For fuller description, see Franklin L. Ho: The Nankai Weekly Index Number of Commodity-prices at Wholesale in China, in *Chinese Economic Journal*, Vol. II, No. 5, pp. 411-417, May, 1928.



ending the previous Wednesday, as the prices used are the averages of the daily quotations ending Wednesday of the preceding week. These quotations are collected by the field investigators of the Institute from the primary markets in North China. In the absence of full data needed for weighting in China, the formula used in the construction of the index is the simple geometric average, with the year 1926 as base equal to 100%. The number of commodities included in the compilation is 106, and their assortment by industries as well as by stages of production is given as follows:

A. Assortment by industries

	No. of commodities	Assortment
1. Food	43	40.57
2. Cloth and clothing	19	17.92
3. Metals and metal products	15	14.15
4. Building materials	12	11.32
5. Fuel and light	12	11.32
6. Miscellaneous	5	4.72
Total	106	100.00

B. Assortment by stages of production

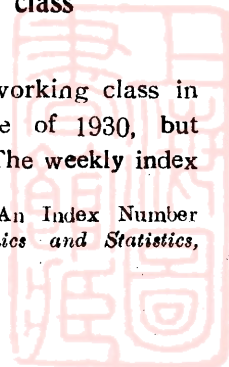
	No. of commodities	Assortment
I. Raw materials	41	38.68
Farm products	21	19.81
Animal products	7	6.61
Forest products	4	3.77
Mineral products	9	8.49
II. Manufactured goods	65	61.32
Producers' Goods	26	24.43
Consumers' Goods	39	36.79
Total	106	100.00

II

Index number of cost of living of the working class in Tientsin⁴

The index number of the cost of living of the working class in Tientsin is published every Sunday and Monday since June of 1930, but monthly figures have been calculated back to January, 1926. The weekly index

4. For a fuller explanation, see Franklin L. Ho & Tayeh Wu: An Index Number of the Cost of Living in Tientsin, in *Quarterly Journal of Economics and Statistics*, Vol. I, No. 2, pp. 323-362, June, 1932.



covers the week ending the previous Wednesday, as the prices used are averages of the daily quotations ending Wednesday of the preceding week. These quotations are collected by the field investigators of the Institute from retail stores in or near the living quarters of the factory as well as handicraft laborers in Tientsin. The formula used is the aggregative, which is weighted by quantities of consumption obtained through the Institute's enquiry of family budget of the working class in Tientsin during the period from September 1927 to June 1928. The base period is 1926, and the base number, 100%. The index number includes 37 commodities, the assortment of which for both 1926 (base) and 1934 is given as follows:

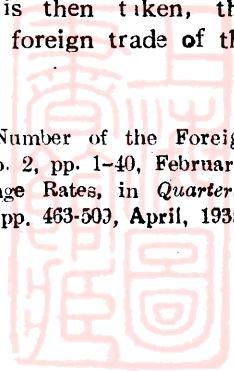
	No. of commodities	Assortment	
		1926	1934
Food	25	64.22	59.53
Clothing	6	6.21	5.96
Fuel, light and water	5	14.11	15.82
Rent	1	15.46	18.69
Total	37	100.00	100.00

III

Index number of foreign exchange rates in Shanghai⁵

The index number of foreign exchange rates in Shanghai is published every Monday since January of 1930, but monthly figures have been calculated back to 1905. The weekly index covers the week ending the previous Friday, as it includes the averages of the daily T.T. selling rates on London, New York, Paris and Japan ending Friday of the preceding week. The formula used in the construction of the index is the aggregative weighted by the value of China's direct foreign trade of the preceding year, with 1930 as base equal to 100%. In addition, the Institute publishes another monthly series which uses the parity of exchange as the base equal to 100%. In this case, the ratio of the exchange rate on each country to the parity of exchange is first calculated, and a weighted arithmetic average of these ratios is then taken, the weights used being again the value of China's direct foreign trade of the preceding year.

5. For a fuller explanation, see Franklin L. Ho: An Index Number of the Foreign Exchange Rates, in *Chinese Economic Journal*, Vol. II, No. 2, pp. 1-40, February, 1928; Tayeh Wu: A New Index Number of Foreign Exchange Rates, in *Quarterly Journal of Economics and Political Science*, Vol. III, No. 3, pp. 463-503, April, 1935.



IV

Index number of the quantities and prices of imports
and exports in China⁶

Two types of index numbers of China's foreign trade have been published by the Institute for the period from 1867 to date. The one expresses the quantities and prices of imports and exports in percentages of a base year, and is referred to as the *unadjusted index*; while the other expresses the original data as deviations from a computed trend and is referred to as the *adjusted index*.

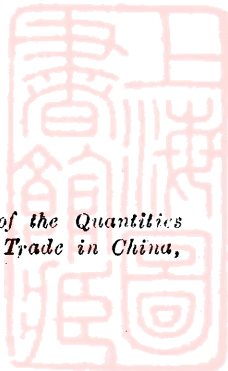
Unadjusted index: The value of articles entering into the *direct* calculation of the unadjusted index of imports or exports represents something over two-thirds of the total import-value or export-value, but an adjustment is made for those articles *not directly covered* in the calculation. Briefly, we arrive at an estimation of the price movement of the articles *not directly covered* on the basis of the price movement of the other articles after having excluded those with abnormal price fluctuations. Dividing the price movement thus estimated into the value of the articles *not directly covered*, we arrive at a "derived quantity" for those articles included in the final calculation of the index numbers. In view of the frequent changes in the nature, number and importance of the articles imported and exported every year the chain base system has been adopted. Under the chain base system, each year's index number is first calculated as a separate link relating to the preceding year's, and these year-to-year figures are jointed together by the process of multiplication so as to form chain figures relating to 1913 as 100%. The formula used in the computation of the indexes is Fisher's "ideal formula" which is obtained from four magnitudes, namely; $\sum P_1 Q_1$, $\sum P_0 Q_0$, $\sum P_1 Q_0$, $\sum P_0 Q_1$. These four magnitudes are used, in different order, for the price index as well as for the quantity index. The formula for the price index is:

$$\sqrt{\frac{\sum P_1 Q_1}{\sum P_0 Q_1} \times \frac{\sum P_1 Q_0}{\sum P_0 Q_0}}$$

and that for the quantity index is:

$$\sqrt{\frac{\sum Q_1 P_1}{\sum Q_0 P_1} \times \frac{\sum Q_1 P_0}{\sum Q_0 P_0}}$$

6. For a fuller explanation, see Franklin L. Ho: *Index Number of the Quantities and Prices of Imports and Exports and of the Barter Terms of Trade in China, 1867-1928*, Nankai Institute of Economics, Tientsin, 1930,



Adjusted index: For the computation of the adjusted index, the lines of trend are all mathematically determined, and the form of line selected for the purpose is a second degree parabolic curve. With the lines of trend thus determined, every item of the series—quantity as well price indexes of imports and exports—is expressed as a percentage of the corresponding ordinate of the line of secular trend for the series. Deviations of the items from the line of secular trend are thus conceived of as departures from the normal or 100%, i.e. the adjusted index.


In conclusion, it may be mentioned that the work on the compilation of the index numbers included in the present report devolves largely on Mr. Tayeh Wu (吳大業) who has charge of the Statistical Laboratory of the Institute, but the preparation of the report for publication has been done by Mr. W. C. Wang (王文鈞), Research Fellow in Statistics of the Institute.

Franklin L. Ho

Director

Nankai Institute of Economics

January 1, 1935



表一： 華北批發物價指數 (按工業分類)

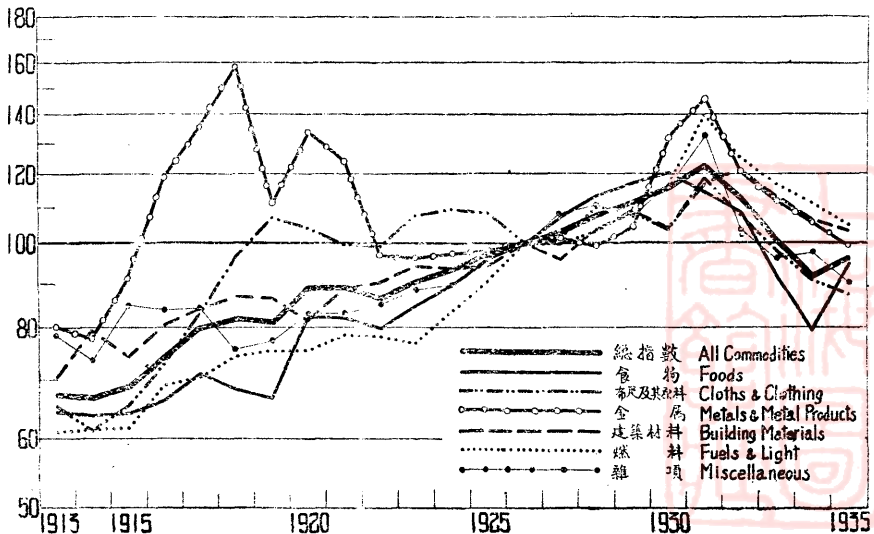
Table I. Index Numbers of Commodity Prices at Wholesale in North China (Classified by Industries)

1926=100
甲. 每年平均
A. Yearly Averages, 1913-1935

	食物 Foods	布疋及其原料 Cloths & Clothing	金屬 Metals & Metal Products	建築材料 Building Materials	燃料 Fuels & Light	雜項 Miscellaneous	總指數 All Commodities	銀元購買力 較1926年平均(100) 增(+)或減(-)之 百分數 Purchasing Power of the dollar; Cents above (+) or below (-) 1926 average of 100
1913	64.27	65.47	80.24	70.53	61.02	78.67	67.18	+48.85
1914	63.86	61.20	78.02	79.50	61.51	73.98	65.89	+49.50
1915	64.20	65.53	91.41	74.54	61.75	85.09	68.78	+45.39
1916	66.36	72.98	118.95	80.06	68.97	84.07	74.19	+34.79
1917	71.30	83.29	135.40	84.23	70.59	84.30	79.95	+25.08
1918	68.30	96.64	158.54	87.17	74.63	75.99	82.21	+21.64
1919	66.92	107.05	111.05	86.78	75.71	77.88	81.07	+23.35
1920	82.47	104.33	133.61	81.88	75.71	83.17	88.92	+12.46
1921	82.24	93.78	124.61	88.80	78.75	83.29	88.91	+12.47
1922	79.92	99.33	97.05	90.10	78.47	85.50	85.40	+15.74
1923	84.96	107.41	93.44	94.12	77.02	88.56	90.33	+10.68
1924	89.24	109.70	97.65	93.89	84.10	89.76	93.61	+ 6.83
1925	95.89	108.21	98.26	94.42	90.60	96.03	97.28	+ 2.80
1926	100.00	100.00	100.00	100.00	100.00	100.00	100.00	
1927	106.95	99.96	101.22	93.04	101.52	108.11	103.02	- 2.93
1928	113.07	103.26	99.51	103.81	110.02	110.72	107.98	- 7.39
1929	116.52	107.35	104.63	107.45	109.77	107.40	111.08	- 9.97
1930	119.72	103.76	131.67	104.34	116.50	116.11	115.85	-13.68
1931	114.39	117.03	145.34	116.88	139.43	132.35	122.55	-18.40
1932	108.53	107.55	120.71	121.06	125.30	103.90	112.87	-11.40
1933	91.86	97.87	111.86	112.99	116.40	96.23	100.59	- 0.59
1934	79.52	90.73	105.60	106.22	110.99	97.66	91.78	+ 8.96
1935	94.49	86.96	99.05	102.69	104.04	89.80	95.42	+ 4.80

圖一 華北批發物價指數 (按工業分類)

CHART I INDEX NUMBERS OF COMMODITY PRICES AT WHOLESALE IN NORTH CHINA (CLASSIFIED BY INDUSTRIES) 1913 - 1935 1926 = 100



表一：華北批發物價指數（按工業分類）

Table I. Index Numbers of Commodity Prices at Wholesale in North China (Classified by Industries)

1926=100
乙. 每月平均
B. Monthly Averages, 1932-1935

		食物	布疋及其原料	金屬	建築材料	燃料	雜項	總指數	銀元購買力 較1926年平均(100) 增(+)或減(-)之 百分數	
		Foods	Cloths & Clothing	Metals & Metal Products	Building & Materials	Fuels & Light	Miscel- laneous	All Commodi- ties	Purchasing Power of the dollar; Cents above(+) or below (-) 1926 average of 100	
1932										
一	月	Jan.	110.44	113.44	126.07	122.18	128.93	129.38	117.26	- 14.72
二	月	Feb.	113.21	114.90	129.36	121.96	128.51	119.83	118.65	- 15.72
三	月	Mar.	112.51	112.41	130.14	122.92	129.02	110.61	117.70	- 15.04
四	月	Apr.	114.11	113.07	129.28	123.41	128.78	108.32	118.31	- 15.48
五	月	May	113.56	111.83	121.70	121.54	127.44	109.64	116.56	- 14.21
六	月	June	111.22	107.16	122.39	120.33	127.37	108.74	113.73	- 12.07
七	月	July	109.10	105.03	116.47	120.45	122.15	103.76	111.99	- 10.71
八	月	Aug.	108.72	106.59	113.15	120.28	122.15	93.85	110.87	- 9.80
九	月	Sept.	104.89	106.01	111.45	119.97	125.13	91.88	109.09	- 8.33
十	月	Oct.	102.26	102.05	111.76	120.04	121.80	94.13	107.09	- 6.62
十一	月	Nov.	100.29	99.16	119.32	119.95	121.64	88.88	105.51	- 6.11
十二	月	Dec.	102.00	98.90	117.42	119.72	120.68	89.51	105.73	- 6.31
1933										
一	月	Jan.	106.11	97.60	119.25	120.58	120.86	91.89	108.63	- 7.94
二	月	Feb.	104.82	96.83	120.72	119.01	121.74	88.80	107.97	- 7.38
三	月	Mar.	101.14	95.83	119.91	116.95	125.33	88.18	105.19	- 5.83
四	月	Apr.	94.93	94.26	115.40	117.11	123.46	88.97	102.50	- 2.44
五	月	May	91.74	98.06	113.14	114.35	122.57	90.76	101.26	- 1.25
六	月	June	94.05	103.34	111.06	113.66	117.86	93.27	102.60	- 2.53
七	月	July	91.54	103.32	108.40	113.44	114.75	104.57	101.39	- 1.37
八	月	Aug.	87.77	98.40	106.38	114.18	108.71	106.22	98.11	+ 1.93
九	月	Sept.	85.00	98.98	107.81	111.71	110.19	102.04	96.79	+ 3.32
十	月	Oct.	82.32	99.15	109.26	104.19	109.84	99.92	94.91	+ 5.36
十一	月	Nov.	82.57	95.18	105.52	105.05	109.92	100.04	94.04	+ 6.34
十二	月	Dec.	80.28	93.45	104.49	105.69	111.57	100.10	92.64	+ 7.94
1934										
一	月	Jan.	78.58	93.06	103.15	104.63	112.60	100.26	91.62	+ 8.15
二	月	Feb.	79.41	93.81	102.13	106.20	111.57	109.62	92.03	+ 8.60
三	月	Mar.	77.58	94.93	109.91	106.32	111.60	98.35	91.03	+ 9.78
四	月	Apr.	74.07	93.84	101.07	105.87	109.87	98.44	89.18	+ 12.13
五	月	May	73.72	92.47	105.38	106.13	110.89	99.29	89.38	+ 11.88
六	月	June	74.53	90.60	105.39	106.38	110.65	99.57	89.47	+ 11.77
七	月	July	77.91	89.30	106.38	107.52	109.60	99.41	90.91	+ 10.00
八	月	Aug.	85.93	89.01	107.90	106.14	112.31	97.00	94.81	+ 5.47
九	月	Sept.	81.45	87.23	109.54	105.38	110.86	97.57	92.54	+ 8.06
十	月	Oct.	81.51	87.19	109.54	105.11	110.07	92.83	92.26	+ 8.39
十一	月	Nov.	82.23	89.12	108.80	106.70	110.58	93.98	93.03	+ 7.49
十二	月	Dec.	87.32	88.50	107.04	106.22	111.27	94.63	95.03	+ 5.23
1935										
一	月	Jan.	91.15	88.05	104.71	105.19	111.03	93.90	96.13	+ 4.03
二	月	Feb.	94.18	88.50	101.63	103.55	111.68	91.45	96.88	+ 3.22
三	月	Mar.	94.56	88.39	99.80	102.64	104.38	89.13	95.82	+ 4.36
四	月	Apr.	93.93	86.19	99.75	103.31	104.82	91.45	95.34	+ 4.89
五	月	May	95.47	85.79	95.54	102.54	104.23	90.57	95.13	+ 5.12
六	月	June	94.71	83.83	93.50	99.80	101.37	89.82	93.45	+ 7.00
七	月	July	92.13	83.27	90.92	99.89	100.57	87.39	91.81	+ 8.92
八	月	Aug.	90.52	84.62	93.09	100.88	99.25	86.28	92.17	+ 8.50
九	月	Sept.	89.02	84.12	93.27	100.93	97.34	84.68	90.68	+ 10.28
十	月	Oct.	93.68	85.34	101.57	102.44	98.42	85.08	94.20	+ 6.16
十一	月	Nov.	101.71	92.43	106.61	104.42	104.21	94.53	100.88	- 0.87
十二	月	Dec.	102.77	93.00	108.23	106.61	111.17	93.43	102.50	- 2.44

表一：華北批發物價指數 (按工業分類)

Table I. Index Numbers of Commodity Prices at Wholesale in North China (Classified by Industries)

1926=100

丙. 每週平均

C. Weekly Averages, 1934-1935

各週計算終止日 Week ending:		食物 Foods	布疋及其原料 Cloths & Clothing	金屬 Metals & Metal Products	建材 Building Materials	染料 Dyes & Light	燃料 Fuels	雜項 Miscellaneous	總指數 All Commodities	銀元購買力 較1926年平均(100) 增(+)或減(-)之 百分數 Purchasing Power of the dollar; Cents above(+) or below (-)1926 average of 100
一月	Jan. 10	79.22	92.94	102.84	104.30	113.01	102.12	99.94	91.94	+ 8.77
	17	78.75	93.18	103.29	104.51	112.66	99.94	99.94	91.71	+ 9.04
	24	78.21	93.08	103.07	104.51	112.25	99.88	99.88	91.39	+ 9.42
	31	78.15	93.04	103.34	105.19	112.49	99.08	99.08	91.42	+ 9.39
二月	Feb. 7	79.10	93.09	102.75	105.19	111.85	100.14	100.14	91.79	+ 8.94
	14	80.15	93.38	102.14	106.11	112.02	101.91	101.91	92.44	+ 8.18
	21	79.87	93.87	101.70	106.91	110.32	101.67	101.67	92.25	+ 8.40
	28	78.51	94.90	101.91	106.58	112.07	98.77	98.77	91.82	+ 8.91
三月	Mar. 7	77.92	94.39	100.72	105.54	111.91	96.24	96.24	91.07	+ 9.81
	14	77.84	94.45	100.93	105.58	111.64	98.60	98.60	91.26	+ 9.58
	21	77.82	94.69	100.63	105.54	111.78	98.87	98.87	91.17	+ 9.69
	28	76.75	94.99	101.35	107.63	111.06	99.68	99.68	90.85	+ 10.07
四月	Apr. 4	75.23	94.49	100.77	106.89	111.98	99.71	99.71	89.97	+ 11.15
	11	75.31	93.98	99.42	106.43	110.31	93.05	93.05	89.61	+ 11.59
	18	74.05	93.80	100.30	106.10	108.16	95.54	95.54	88.74	+ 12.69
	25	72.96	93.64	99.78	107.09	109.01	97.08	97.08	88.36	+ 13.17
五月	May 2	72.79	93.28	105.09	107.84	109.88	101.81	101.81	89.21	+ 12.10
	9	73.59	93.70	106.11	106.66	110.93	100.12	100.12	89.71	+ 11.47
	16	73.17	93.48	105.39	107.71	111.05	97.54	97.54	89.38	+ 11.88
	23	73.78	91.30	104.65	105.62	111.16	99.64	99.64	89.11	+ 12.22
	30	74.32	91.38	105.35	104.52	110.43	99.84	99.84	89.31	+ 11.97
六月	June 6	74.62	92.28	105.84	105.27	111.02	100.21	100.21	89.82	+ 11.33
	13	74.66	90.82	105.71	105.47	110.21	99.78	99.78	89.49	+ 11.74
	20	74.41	89.96	104.78	105.47	110.58	98.70	98.70	89.10	+ 12.23
	27	74.44	89.34	105.24	109.30	110.79	99.57	99.57	89.47	+ 11.77
七月	July 4	75.17	89.23	104.70	108.71	111.09	98.68	98.68	89.67	+ 11.52
	11	73.89	89.21	105.77	107.08	109.42	100.30	100.30	89.05	+ 12.28
	18	75.80	89.45	105.77	109.28	109.33	99.07	99.07	90.18	+ 10.89
	25	80.30	88.39	105.56	105.62	109.20	99.49	99.49	91.84	+ 8.89
八月	Aug. 1	84.37	89.20	107.11	106.90	103.98	99.49	99.49	93.82	+ 6.59
	8	84.89	88.73	107.34	105.50	109.96	99.25	99.25	94.05	+ 6.33
	15	87.35	89.82	108.00	105.90	113.68	96.38	96.38	95.70	+ 4.49
	22	86.42	89.33	108.15	105.62	113.66	96.15	96.15	95.20	+ 5.04
	29	85.06	88.17	108.12	105.62	111.92	96.22	96.22	94.27	+ 6.08
九月	Sept. 5	83.65	87.64	108.12	105.74	111.71	97.61	97.61	93.49	+ 6.96
	12	82.90	87.78	108.84	104.91	111.74	99.03	99.03	93.24	+ 7.25
	19	79.87	87.55	111.49	105.25	111.33	97.06	97.06	92.42	+ 8.20
	26	81.00	87.01	108.90	105.58	109.85	95.89	95.89	91.99	+ 8.71
十月	Oct. 3	79.85	86.17	110.26	105.42	109.72	93.19	93.19	91.54	+ 9.24
	10	79.79	86.63	109.95	105.58	110.18	95.82	95.82	91.50	+ 9.29
	17	80.48	86.00	109.15	105.94	110.18	93.84	93.84	91.56	+ 9.22
	24	82.76	86.60	109.32	106.62	109.72	91.51	91.51	92.65	+ 7.93
	31	83.02	89.51	109.72	103.29	110.20	90.13	90.13	93.31	+ 7.17
十一月	Nov. 7	82.46	88.95	109.01	103.29	110.25	92.84	92.84	93.00	+ 7.53
	14	81.99	89.19	109.57	105.95	110.25	94.62	94.62	93.04	+ 7.48
	21	81.68	89.09	103.21	107.56	111.04	94.47	94.47	92.85	+ 7.70
	28	82.80	89.24	103.35	105.99	110.78	93.98	93.98	93.21	+ 7.28
十二月	Dec. 5	84.85	88.47	107.79	105.99	112.07	93.72	93.72	94.03	+ 6.35
	12	86.35	89.47	107.84	105.99	111.12	95.24	95.24	94.88	+ 5.40
	19	87.08	87.95	105.90	107.12	111.33	94.47	94.47	94.89	+ 5.39
	26	88.71	88.31	105.15	105.99	111.34	94.74	94.74	95.48	+ 4.73
1935一月	Jan. 2	89.63	88.29	106.53	105.99	110.50	94.98	94.98	95.86	+ 4.32

表一：華北批發物價指數 (按工業分類)

Table I. Index Numbers of Commodity Prices at Wholesale in North China
(Classified by Industries)1926=100
丙. 每週平均(續)
C. Weekly Averages, 1934-1935 (Continued)

各週計算終止日 Week ending: 1935	食物	布疋及 其原料	金屬	建築 材料	燃料	雜項	總指數	銀元購買力 較1926年平均(100) 增(+)或減(-)之 百分數	
	Foods	Cloths & Clothing	Metals & Metal Products	Building Materials	Fuels & Light	Miscel- laneous	All Commo- dities	Purchasing Power of the dollar; Cents above (+) or below (-) 1926 average of 100	
一月 Jan.	9	90.27	88.18	105.62	104.72	109.72	95.75	95.95	+ 4.22
	16	90.82	86.87	105.21	105.99	111.11	90.49	95.89	+ 4.29
	23	90.83	88.98	103.08	105.59	110.74	94.47	96.02	+ 4.15
	30	92.67	88.16	102.92	104.05	112.54	94.88	96.66	+ 3.46
二月 Feb.	6	92.97	88.05	102.03	104.68	112.56	95.39	96.74	+ 3.37
	13	95.42	88.73	102.03	103.68	111.58	91.57	97.50	+ 2.56
	20	93.74	88.73	101.10	102.00	111.58	89.92	96.42	+ 3.71
	27	94.60	88.47	101.35	103.83	110.99	88.90	96.84	+ 3.26
三月 Mar.	6	98.68	88.66	101.12	102.34	106.55	87.89	97.85	+ 2.19
	13	97.21	89.17	100.58	103.35	103.26	87.59	97.04	+ 3.05
	20	93.80	89.20	100.61	101.19	103.94	88.96	95.56	+ 4.65
	27	91.44	88.74	97.81	103.18	104.56	89.32	94.46	+ 5.86
四月 Apr.	3	91.67	86.19	98.89	101.16	103.61	91.89	94.18	+ 6.18
	10	92.22	85.33	100.60	102.34	103.93	91.02	94.57	+ 5.74
	17	92.30	85.78	99.32	103.95	105.37	90.59	94.61	+ 5.70
	24	94.45	86.23	99.14	103.48	104.76	95.42	95.69	+ 4.50
五月 May	1	96.74	86.42	99.92	103.45	105.22	88.75	96.49	+ 3.64
	8	94.76	85.99	95.98	103.47	104.28	91.53	95.10	+ 5.15
	15	95.64	85.91	97.09	103.47	103.62	88.06	95.33	+ 4.88
	22	95.65	85.50	95.88	103.47	103.41	91.53	95.26	+ 4.98
	29	95.83	85.75	93.22	99.75	105.61	91.16	94.81	+ 5.47
六月 June	5	95.80	84.39	93.32	99.40	101.72	88.01	93.95	+ 6.44
	12	94.17	84.10	94.59	99.78	101.53	88.21	93.44	+ 7.02
	19	95.20	83.34	92.71	100.01	101.41	90.16	93.55	+ 6.89
	26	94.68	84.63	94.65	99.80	101.26	90.80	93.56	+ 6.88
七月 July	3	93.72	82.70	92.31	100.02	100.94	91.93	92.82	+ 7.74
	10	95.23	83.08	92.44	99.87	101.31	92.13	93.55	+ 6.89
	17	91.80	81.91	90.68	99.80	100.49	88.23	91.40	+ 9.41
	24	91.10	83.31	90.57	100.02	100.56	85.37	91.27	+ 9.57
	31	90.40	84.78	89.97	99.88	99.91	83.58	91.01	+ 9.88
八月 Aug.	7	90.59	84.04	92.67	100.85	99.96	85.97	93.69	+ 6.74
	14	90.86	84.88	92.90	100.73	97.88	86.74	91.67	+ 9.09
	21	90.66	85.00	93.07	100.96	100.46	85.47	91.86	+ 8.86
	28	89.96	84.56	93.72	100.96	98.68	85.95	91.47	+ 9.33
九月 Sept.	4	89.21	84.19	92.82	99.29	97.55	85.00	90.58	+ 10.40
	11	89.19	84.15	93.73	100.82	97.28	85.25	90.82	+ 10.11
	18	88.03	83.94	93.16	101.08	97.27	85.41	90.26	+ 10.79
	25	88.52	84.23	92.67	101.57	97.05	83.51	90.38	+ 10.64
十月 Oct.	2	90.17	84.11	93.97	102.20	97.55	84.25	91.38	+ 9.43
	9	92.01	84.83	98.98	102.20	98.04	82.66	92.92	+ 7.62
	16	93.59	84.52	102.67	102.22	97.60	83.88	93.86	+ 6.43
	23	93.83	84.82	102.21	102.33	98.22	84.35	94.24	+ 6.11
	30	95.32	87.17	101.50	102.94	99.82	83.44	95.68	+ 4.52
十一月 Nov.	6	100.15	92.94	104.31	102.94	103.63	92.05	99.69	+ 0.31
	13	101.59	92.01	105.84	104.27	103.50	94.83	100.66	- 0.66
	20	101.90	91.44	107.68	105.31	104.16	96.13	101.07	- 1.06
	27	103.30	93.32	107.59	105.16	105.55	95.12	102.08	- 2.04
十二月 Dec.	4	102.40	92.77	109.91	105.89	103.40	93.86	101.97	- 1.93
	11	102.40	93.34	108.59	105.36	103.34	94.47	102.15	- 2.10
	18	103.02	93.05	109.31	105.83	110.40	94.88	102.73	- 2.66
	25	103.08	92.98	105.74	108.44	112.21	91.23	102.67	- 2.60
1936一月 Jan.	1	102.96	92.84	105.58	107.51	116.52	92.72	102.99	- 2.91

表二： 華北批發物價指數 (按加工程度分類)

Table II. Index Numbers of Commodity Prices at Wholesale in North China (Classified by Stages of Production)

1926=100

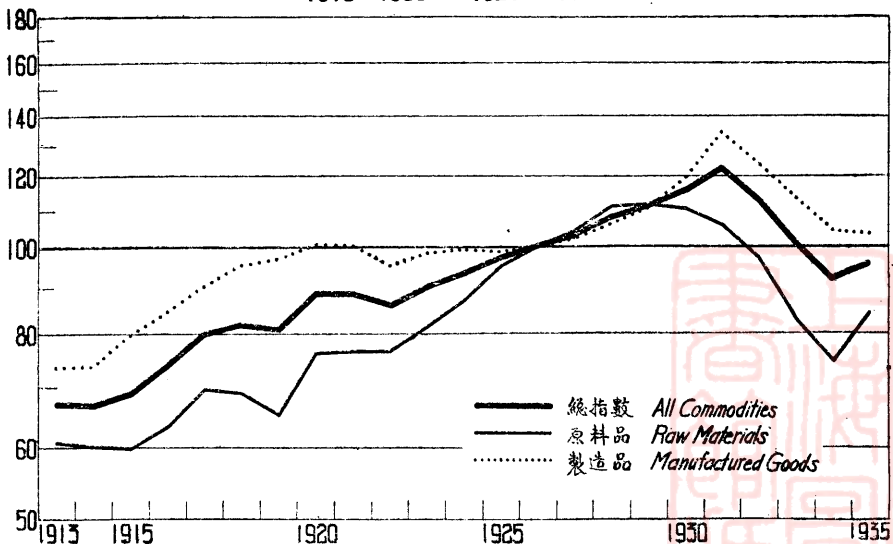
甲. 每年平均

A. Yearly Averages, 1913-1935

	原 料 品 Raw Materials					製 造 品 Manufactured Goods		
	農 產 品	動 物 產 品	林 產 品	礦 產 品	原 料 品 指 數	生 產 品	消 費 品	製 造 品 指 數
	Farm Crops	Animal Products	Forest Products	Mineral Products	Raw Materials	Producers' Goods	Consumers' Goods	Manufactured Goods
1913	61.18	61.52	55.33	62.72	60.90	77.38	71.60	73.80
1914	57.83	65.05	57.49	62.79	60.11	79.63	69.75	74.04
1915	57.61	65.27	59.05	63.28	59.69	86.13	72.31	77.94
1916	60.88	70.08	63.76	65.53	63.29	101.19	75.48	85.09
1917	70.39	67.11	69.25	68.58	69.45	108.62	79.83	90.55
1918	64.05	78.37	76.18	73.48	68.95	111.59	86.04	95.70
1919	59.25	80.97	76.35	68.06	65.29	102.95	93.43	97.13
1920	77.31	84.09	71.31	72.81	76.54	105.97	97.69	100.92
1921	77.69	84.08	82.35	68.53	76.92	106.46	96.90	100.62
1922	74.97	86.92	85.23	72.34	76.78	95.35	95.60	95.50
1923	81.59	87.63	89.42	75.34	81.60	98.21	98.67	98.48
1924	89.03	88.90	94.85	78.88	87.13	99.76	99.31	99.50
1925	100.01	91.30	92.10	88.68	95.16	100.30	97.91	98.92
1926	100.00	100.00	100.00	100.00	100.00	100.00	100.00	100.00
1927	102.51	113.45	108.78	99.92	104.32	97.24	105.35	102.11
1928	103.34	124.24	124.62	115.00	111.08	100.00	110.30	106.16
1929	106.75	126.63	128.40	106.07	111.69	105.90	114.21	110.81
1930	106.82	120.43	123.57	105.23	110.46	115.48	132.09	119.41
1931	95.74	118.72	133.97	110.78	106.02	129.34	137.76	134.28
1932	89.74	96.73	135.63	101.50	97.19	114.59	131.09	124.17
1933	73.03	83.21	128.19	93.62	83.20	105.67	118.83	113.39
1934	64.26	76.51	116.58	86.10	74.70	100.13	107.66	104.58
1935	81.92	78.84	119.58	81.27	84.24	93.87	109.89	103.12

圖二 華北批發物價指數 (按加工程度分類)

CHART II INDEX NUMBERS OF COMMODITY PRICES AT WHOLESALE IN NORTH CHINA (CLASSIFIED BY STAGES OF PRODUCTION) 1913-1935 1926=100



表二： 華北批發物價指數 (按加工程度分類)

Table II. Index Numbers of Commodity Prices at Wholesale in North China
(Classified by Stages of Production)

1926=100

乙. 每月平均

B. Monthly Averages, 1932-1935

	原料品 Raw Materials					製造品 Manufactured Goods		
	農產品	動物產品	林產品	礦產品	原料品指數	生產品	消費品	製造品指數
	Farm Crops	Animal Products	Forest Products	Mineral Products	Raw Materials	Producers' Goods	Consumers' Goods	Manufactured Goods
1932								
一月	91.38	114.84	135.27	103.78	101.34	120.56	133.92	128.41
二月	95.51	108.47	134.73	104.46	102.94	122.48	135.53	130.15
三月	95.19	100.86	136.41	104.73	101.67	121.56	134.37	129.06
四月	97.31	96.44	137.96	105.08	102.24	121.31	135.65	129.72
五月	97.01	94.28	138.19	103.73	101.49	115.65	135.49	127.14
六月	93.44	94.97	135.12	103.84	99.45	114.42	133.47	125.50
七月	90.88	92.64	136.69	102.62	97.45	112.09	129.48	122.21
八月	88.94	94.42	136.10	100.92	96.32	109.37	129.45	121.01
九月	84.17	93.27	135.13	100.09	93.17	109.21	128.39	120.35
十月	82.87	89.49	135.18	95.56	90.98	107.85	126.51	118.77
十一月	78.79	92.88	133.62	97.87	89.73	110.45	124.55	118.78
十二月	81.34	88.15	133.13	95.31	89.55	110.13	125.26	118.97
1933								
一月	84.14	92.09	133.55	96.45	82.19	111.55	126.88	120.51
二月	83.88	91.98	137.04	96.52	82.11	111.35	125.23	119.51
三月	81.87	84.99	135.11	97.44	89.92	109.57	123.85	117.91
四月	76.82	80.08	133.96	96.53	85.87	106.67	120.17	114.57
五月	74.47	76.49	127.66	95.48	83.26	105.90	120.91	114.67
六月	75.95	88.56	128.59	92.83	85.76	105.88	121.30	114.88
七月	74.96	84.81	132.32	91.75	84.20	104.97	120.29	113.97
八月	69.34	82.25	134.14	91.71	80.96	103.82	115.54	110.72
九月	66.24	80.72	127.38	91.59	78.40	104.06	114.74	110.34
十月	62.69	81.09	116.25	91.96	75.74	102.34	114.22	109.31
十一月	62.57	78.67	116.44	91.11	75.07	101.69	113.23	108.47
十二月	63.45	76.78	115.85	90.05	74.94	100.25	109.61	105.78
1934								
一月	62.52	77.65	112.15	88.78	74.18	99.42	108.12	104.50
二月	62.93	84.21	113.02	88.53	75.41	99.46	107.86	104.41
三月	61.35	83.38	113.26	87.96	74.16	98.47	107.31	103.68
四月	57.45	77.83	112.70	85.79	70.52	98.61	106.44	103.32
五月	56.73	75.98	113.18	85.43	69.74	100.83	106.73	104.31
六月	58.22	74.11	116.81	84.93	70.57	100.89	106.00	103.92
七月	63.52	71.06	120.17	85.62	73.50	101.00	107.35	104.89
八月	71.75	72.80	120.44	86.81	78.87	100.81	110.50	106.52
九月	66.93	76.52	119.48	85.28	76.49	101.04	106.87	104.48
十月	67.09	77.42	119.31	84.55	76.52	100.70	105.93	103.80
十一月	68.02	74.28	120.43	84.54	76.57	100.25	108.60	105.18
十二月	74.56	72.82	118.04	84.99	79.92	100.05	110.17	106.00
1935								
一月	78.42	77.05	117.79	83.79	82.34	98.27	111.49	105.99
二月	80.70	82.66	117.24	82.81	84.45	96.41	112.28	105.64
三月	79.19	75.78	117.20	79.57	81.73	94.52	114.32	105.85
四月	78.41	75.04	118.89	80.36	81.46	95.68	112.25	105.30
五月	81.14	75.02	118.96	80.61	82.98	92.73	111.73	103.70
六月	80.71	77.71	114.61	78.69	82.52	90.28	109.03	101.10
七月	81.14	76.80	114.12	78.61	82.52	88.53	105.22	98.20
八月	80.84	76.18	117.47	78.64	82.33	89.61	104.11	98.04
九月	77.17	81.78	118.98	78.37	81.57	89.11	102.56	96.95
十月	82.55	80.10	123.57	80.34	84.90	92.75	106.19	100.59
十一月	91.36	84.35	126.08	83.92	91.27	98.73	113.69	106.83
十二月	91.44	83.61	130.08	89.56	92.77	99.87	115.82	109.16

表二： 華北批發物價指數 (按加工程度分類)

Table II. Index Numbers of Commodity Prices at Wholesale in North China (Classified by Stages of Production)

1926=100

丙. 每週平均

C. Weekly Averages, 1934-1935

各週計算終止日 Week ending:	原 料 品 Raw Materials					製 造 品 Manufactured Goods		
	農產品	動物產品	林產品	礦產品	原料品 指數	生產品	消費品	製造品 指數
	Farm Crops	Animal Products	Forest Products	Mineral Products	Raw Materials	Producers' Goods	Consumers' Goods	Manufac- tured Goods
1934								
一月 Jan. 10	62.38	79.71	111.71	88.99	74.44	99.37	108.38	104.68
17	62.78	76.95	110.70	88.79	74.13	99.94	108.42	104.74
24	62.67	76.51	110.70	88.51	73.94	99.18	107.82	104.27
31	62.23	77.44	115.50	88.79	74.19	99.17	107.87	104.30
二月 Feb. 7	62.30	83.95	115.50	88.10	75.13	98.84	107.85	104.14
14	63.18	87.48	111.21	88.49	75.95	99.85	107.96	104.64
21	63.74	83.87	112.69	87.99	75.79	99.85	107.50	104.37
28	62.48	81.54	112.69	89.54	74.76	99.28	108.13	104.50
三月 Mar. 7	61.77	82.04	112.69	88.37	74.37	98.12	107.08	103.40
14	61.81	84.82	112.69	88.08	74.28	98.57	107.62	103.90
21	61.50	83.87	112.69	87.90	74.40	98.06	107.53	103.64
28	60.32	82.77	114.95	87.49	73.57	99.13	107.00	103.78
四月 Apr. 4	58.86	78.83	112.39	87.72	71.73	98.99	106.88	103.65
11	59.10	79.04	112.39	86.34	71.86	96.59	106.78	103.01
18	57.44	78.82	111.86	84.06	70.34	97.88	106.12	102.75
25	56.45	77.38	112.92	84.94	69.73	98.04	105.76	102.60
五月 May 2	55.40	75.08	113.95	85.87	68.92	101.57	106.68	104.60
9	55.21	75.41	113.18	85.30	68.69	101.59	107.95	105.32
16	56.38	76.13	113.18	85.57	69.52	101.04	107.27	104.73
23	57.73	74.41	113.18	85.95	70.24	100.32	105.75	103.54
30	57.58	77.98	113.18	84.90	70.52	100.36	105.93	103.66
六月 June 6	58.27	75.26	113.95	85.41	70.65	101.30	106.68	104.49
13	58.37	74.12	113.95	84.44	70.54	100.81	106.18	103.99
20	58.20	72.80	113.95	84.82	70.13	100.45	105.78	103.62
27	58.02	74.24	125.38	85.03	70.94	100.99	105.35	103.58
七月 July 4	58.65	76.54	123.37	85.03	71.60	100.31	105.44	103.35
11	59.50	68.73	114.81	85.82	70.47	101.60	104.06	103.07
18	61.32	70.50	121.26	85.81	72.25	101.34	104.86	103.44
25	66.88	69.35	120.16	85.83	75.25	100.91	106.34	104.13
八月 Aug. 1	71.25	70.20	121.26	85.60	77.93	100.85	108.69	105.48
8	70.82	70.86	120.16	87.21	78.06	100.87	109.22	105.80
15	73.60	72.94	121.26	87.21	80.08	100.50	111.71	107.08
22	72.60	72.26	120.16	87.19	79.32	100.96	111.12	106.84
29	69.98	75.13	120.16	85.61	78.01	100.90	109.95	106.24
九月 Sept. 5	68.77	76.37	120.72	85.44	77.57	100.46	108.45	105.18
12	67.77	79.74	117.87	85.14	77.32	101.27	107.45	104.93
19	65.86	76.77	119.03	86.80	76.10	101.48	107.09	104.81
26	66.41	75.75	120.16	84.49	76.25	100.54	106.28	103.88
十月 Oct. 3	65.83	73.96	119.60	84.51	75.19	101.47	105.06	103.61
10	65.08	76.69	120.16	84.66	75.28	100.94	105.22	103.49
17	66.41	75.47	117.87	84.66	75.71	100.42	105.14	103.22
24	68.44	79.02	120.16	84.19	77.59	100.79	105.54	103.62
31	68.43	78.51	119.04	84.68	77.49	100.63	107.82	104.88
十一月 Nov. 7	67.82	77.48	119.04	84.28	76.88	99.94	108.28	104.86
14	67.97	74.22	121.26	84.28	76.54	100.73	108.36	105.24
21	67.04	74.45	123.37	84.94	76.31	99.99	108.63	105.09
28	69.24	70.97	118.04	84.66	76.56	100.32	109.14	105.53
十二月 Dec. 5	71.38	72.40	118.04	85.82	78.25	100.14	109.40	105.59
12	73.27	72.95	118.04	84.68	79.18	100.47	110.46	106.35
19	74.24	72.93	118.04	85.06	79.79	100.39	109.67	105.86
26	76.05	72.94	118.04	85.06	80.78	99.49	110.76	106.11
1935一月 Jan. 2	77.84	72.90	118.04	84.35	81.69	99.75	110.57	106.11

表二：華北批發物價指數（按加工程度分類）

Table II. Index Numbers of Commodity Prices at Wholesale in North China
(Classified by Stages of Production)

1926=100

丙. 每週平均 (續)

C. Weekly Averages, 1934-1935 (Continued)

	原料品 Raw Materials					製造品 Manufactured Goods		
	農產品 Farm Crops	動物產品 Animal Products	林產品 Forest Products	礦產品 Mineral Products	原料品 指數 Raw Materials	生產品 Producer's Goods	消費品 Consumers' Goods	製造品 指數 Manufactured Goods
各週計算終止日 Week ending:								
1935								
一月 Jan.	9 77.71	75.85	118.04	82.92	81.77	93.39	110.89	106.14
	16 78.59	74.67	118.04	83.73	82.20	99.35	110.12	105.68
	23 78.22	74.67	118.04	84.13	82.08	97.16	112.33	106.00
	30 79.16	82.99	117.02	84.37	83.31	97.17	112.60	106.15
二月 Feb.	6 78.21	83.33	117.02	84.09	83.55	97.18	112.50	106.10
	73 80.34	88.34	119.84	81.93	85.27	96.40	113.12	106.11
	20 81.81	70.30	116.04	82.80	83.87	95.96	111.59	105.28
	27 82.45	81.66	116.04	82.43	85.10	96.08	111.52	105.07
三月 Mar.	6 83.44	81.72	116.04	81.45	85.41	94.62	115.46	108.62
	13 82.74	78.50	116.04	78.39	83.75	94.95	114.94	106.48
	20 78.66	73.67	116.04	79.26	80.93	94.12	114.97	106.13
	27 75.59	72.23	118.93	79.93	79.36	94.26	113.61	105.44
四月 Apr.	3 75.54	72.78	118.93	78.83	79.20	94.67	112.61	105.06
	10 76.89	71.37	116.04	79.28	79.56	95.84	112.41	105.46
	71 77.08	70.92	119.84	81.13	80.23	95.53	111.81	104.99
	42 79.95	72.81	119.84	80.60	82.00	96.13	112.23	105.49
五月 May	1 79.72	85.07	119.84	80.43	84.04	95.23	112.55	105.27
	8 80.01	73.76	120.74	80.43	82.24	93.54	112.01	104.22
	15 81.52	73.85	120.74	79.27	82.78	92.92	112.56	104.25
	22 81.69	74.34	120.74	79.87	83.10	93.43	111.40	103.83
	92 81.32	78.12	113.63	82.85	83.79	91.04	110.94	102.51
六月 June	5 81.62	78.38	113.63	78.32	82.96	90.47	109.80	101.62
	12 79.64	78.92	115.27	78.66	82.21	90.88	108.89	101.29
	91 81.39	78.53	115.27	78.43	83.01	90.35	108.58	100.88
	26 80.79	77.51	114.44	78.88	82.56	89.76	109.71	101.25
七月 July	4 80.11	75.22	114.44	79.17	81.85	89.95	108.17	100.47
	10 81.71	78.27	113.15	78.74	83.05	90.28	108.55	100.84
	17 81.19	78.40	114.44	78.75	82.89	87.95	103.92	97.21
	24 80.76	77.31	114.44	78.90	82.51	88.12	103.86	97.27
	31 80.91	73.20	114.44	78.06	81.63	87.76	104.54	97.47
八月 Aug.	7 81.14	75.93	117.66	78.52	82.27	89.60	104.93	97.84
	41 81.67	74.35	116.88	78.09	82.42	89.57	104.11	98.03
	12 81.54	75.70	117.66	79.11	82.57	89.10	104.56	98.25
	82 79.01	78.74	117.66	78.82	82.05	89.78	103.82	97.95
九月 Sept.	4 78.53	80.33	116.08	78.66	81.93	88.58	102.16	96.49
	11 77.68	82.14	117.66	78.43	81.84	89.51	102.32	96.99
	18 75.61	81.59	118.43	78.13	80.61	89.16	102.49	96.93
	52 76.32	80.35	120.64	78.13	80.93	88.68	102.82	96.91
十月 Oct.	2 77.70	84.50	122.06	78.49	82.55	89.62	103.00	97.42
	9 79.70	81.95	122.06	78.84	83.28	91.62	105.23	99.56
	16 81.72	82.32	124.74	79.93	84.66	92.59	105.63	100.20
	23 82.77	79.57	122.74	80.65	84.95	93.08	105.97	100.61
	30 85.99	76.54	124.74	81.35	86.49	93.69	107.91	101.98
十一月 Nov.	6 91.53	81.04	124.74	83.09	90.45	96.79	112.60	103.99
	13 90.48	85.93	124.74	82.92	90.78	99.04	113.44	107.44
	20 90.11	86.77	126.02	84.08	91.11	99.47	113.93	107.91
	27 93.33	83.65	128.82	85.58	92.74	99.60	114.77	103.97
十二月 Dec.	4 91.96	82.30	130.64	88.51	92.60	99.52	114.68	108.36
	11 91.41	84.14	131.23	88.22	92.64	99.54	115.17	108.64
	81 91.77	84.47	131.23	88.49	92.95	100.36	115.90	109.42
	52 91.54	83.56	131.23	88.87	92.74	99.95	116.32	109.47
1936一月 Jan.	1 90.53	83.56	126.07	93.70	92.83	99.99	117.03	109.89

表三：華北批發物價

Table III. Commodity Prices at Wholesale in North China

1913—1935

	小站 稻米 Rice (Hsiao- chan)	上海 秈米 Rice Shang hai	麵粉 Wheat flour						
	石 Shih	石 Shih	綠桃 Green Peach	紅桃 Red Peach	綠兵船 Green Battle Ship	紅兵船 Red Battle Ship	綠皇宮 Green Palace	綠麥根 Green Root	綠竹字 Green Letter
			袋 Bag	袋 Bag	袋 Bag	袋 Bag	袋 Bag	袋 Bag	袋 Bag
	\$	\$	\$	\$	\$	\$	\$	\$	\$
1913	8.65	6.60							
1914	9.40	7.00							
1915	10.15	7.25			2.31	2.37			
1916	10.50	7.80			2.49	2.35			
1917	11.15	8.00			2.56	2.46			
1918	11.40	8.25			2.58	2.45			
1919	12.25	8.50			2.29	2.12			
1920	11.35	8.60			2.84	2.66			
1921	14.65	9.05			2.98	2.90			
1922	13.20	9.70			2.92	2.82			
1923	14.85	10.80			2.98	2.83			
1924	14.35	11.25			2.86	2.69			
1925	16.10	11.20	3.57	3.49	3.41	3.21			
1926	16.16	13.89	3.61	3.53	3.55	3.19	3.15	2.65	3.19
1927	16.75	13.92	3.89	3.79	3.55	3.38			
1928	14.98	11.50	3.82	3.64	3.29	3.11			
1929	19.31	13.23	3.82	3.70	3.38	3.21			
1930	19.51	15.12	3.94	3.86	3.69	3.47	3.49		3.54
1931	15.72	12.37	3.44	3.34	3.05	2.90	3.03		3.00
1932	15.18	11.58	3.31	3.19	2.95	2.80	2.90		2.86
1933	12.33	9.02	2.80	2.69	2.52	2.39	2.52		2.45
1934	12.32	9.40	2.86	2.52	2.38	2.15			
1935	*7.97	*6.09	2.92	2.81	2.66	2.42		2.57	
1934									
一月	10.43	7.73	2.64	2.54	2.28	2.06	2.22		2.23
二月	10.95	7.95	2.59	2.45	2.28	2.07		2.20	
三月	10.78	8.03	2.49	2.35	2.21	2.05		2.17	
四月	11.26	7.64	2.40	2.28	2.20	1.98		2.10	
五月	11.28	8.30	2.30	2.19	2.09	1.99		2.07	
六月	12.00	8.80	2.29	2.18	2.23	2.09		2.21	
七月	14.30	10.86	2.64	2.54	2.42	2.17		2.39	
八月	14.80	12.30	3.08	2.98	2.84	2.25		2.77	
九月	13.44	10.40	2.80	2.70	2.48	2.27		2.49	
十月	12.75	10.03	2.70	2.60	2.44	2.24		2.41	
十一月	12.68	10.15	2.80	2.68	2.50	2.28		2.51	
十二月	13.18	10.56	2.80	2.70	2.58	2.40		2.58	
1935									
一月	13.23	10.45	2.85	2.75	2.57	2.41		2.57	
二月	13.31	11.03	2.81	2.71	2.55	2.42		2.55	
三月	*7.99	*6.53	2.79	2.70	2.57	2.43		2.57	
四月	7.37	6.11	2.78	2.73	2.58	2.45		2.59	
五月	7.88	6.58	2.89	2.83	2.63	2.48		2.66	
六月	7.54	6.34	2.81	2.71	2.51	2.35		2.57	
七月	8.13	6.25	2.80	2.68	2.46	2.34		2.50	
八月	7.93	6.08	2.80	2.65	2.49	2.22		2.50	
九月	8.10	5.68	2.85	2.65	2.53	2.22		2.45	
十月	9.35	5.68	3.08	2.88	2.79	2.46		2.45	
十一月	8.80	6.15	3.28	3.17	3.11	2.56		2.45	
十二月	7.60	5.60	3.30	3.20	3.11	2.65		2.98	

* 自三月起以後重量單位改爲市百斤

The prices were changed to be quoted as per "50 kgs" since March 1935.

表三：華北批發物價(續)

Table III. Commodity Prices at Wholesale in North China(Continued)

1913—1935

	麵粉 Wheat flour	麥 Wheat		豆吉 Bean, Green		玉米 Maize		紅糧 Kaoliang	小米 Millet	
		紅麥	白麥	大吉豆	小吉豆	元玉米	白玉米			
	綠砲車 Green Gun	Wheat, Red	Wheat, White	Bean, Green, Large	Bean, Green, Small	Maize, Yellow	Maize, White	Red	元小米 Yellow	
	袋 Bag	石 Shih	石 Shih	石 Shih	石 Shih	石 Shih	石 Shih	石 Shih	石 Shih	
	\$	\$	\$	\$	\$	\$	\$	\$	\$	
1913		6.09	6.71	6.84	5.76	4.74	4.40	4.11	6.62	
1914		6.29	6.67	6.74	5.72	4.22	4.10	3.95	5.86	
1915		6.35	6.51	6.99	6.05	4.51	4.60	3.99	5.88	
1916		6.33	6.58	7.28	5.78	5.09	4.82	4.51	6.02	
1917		7.94	8.29	8.54	7.15	5.13	5.45	4.53	6.93	
1918		5.99	6.63	7.45	5.63	4.90	4.79	4.23	6.41	
1919		5.94	6.20	6.65	5.35	4.13	4.90	3.65	5.64	
1920		8.14	8.89	9.05	8.45	6.41	6.52	5.86	7.69	
1921		8.42	8.80	11.18	9.17	6.07	5.60	5.29	7.79	
1922		8.61	8.99	8.93	7.56	5.07	4.67	4.79	6.79	
1923		9.07	9.43	9.00	8.07	5.22	5.35	4.93	7.44	
1924		8.74	9.15	10.03	8.94	6.17	6.42	5.58	8.24	
1925		10.18	10.25	11.73	10.30	7.67	8.10	6.54	9.84	
1926	2.70	9.20	9.56	12.48	10.35	6.86	6.80	6.47	10.35	
1927		10.14	11.11	11.91	10.02	7.60	7.53	6.23	10.53	
1928		10.51	11.39	13.10	11.20	7.29	7.31	6.16	10.02	
1929		11.38	11.69	11.77	10.39	7.29	7.15	7.10	10.40	
1930		11.18	11.42	12.16	10.57	7.45	7.38	7.00	10.28	
1931		9.72	9.96	13.26	10.88	6.12	5.85	5.44	8.70	
1932		9.01	9.47	12.18	10.70	5.73	5.43	5.16	8.34	
1933		7.45	7.69	9.20	7.41	4.85	4.66	4.40	6.96	
1934		6.74	6.91	6.81	6.05	4.72	4.57	4.08	6.12	
1935	2.68	*6.78	*6.66	*8.18	*6.81	*4.97	*4.33	*4.63	*6.94	
1934										
一月	Jan.	2.30	6.89	6.83	6.87	5.85	4.35	4.25	3.81	5.59
二月	Feb.	2.30	6.59	7.05	6.82	5.86	4.30	4.25	3.91	5.74
三月	Mar.	2.17	6.35	6.49	6.49	5.85	4.15	4.25	3.98	5.67
四月	Apr.	2.16	5.54	5.79	6.38	5.31	4.06	4.25	3.51	5.42
五月	May	2.07	4.90	5.34	6.21	4.93	4.01	4.25	3.51	5.59
六月	June	2.21	5.55	5.66	6.17	5.04	4.09	4.25	3.56	5.71
七月	July	2.41	6.45	6.92	6.27	5.54	4.95	4.55	4.28	6.25
八月	Aug.	2.83	8.37	8.46	7.04	6.63	5.92	5.00	4.64	6.50
九月	Sept.	2.50	7.38	7.42	6.40	5.95	5.35	5.13	4.40	6.15
十月	Oct.	2.43	7.33	7.28	6.88	6.42	5.23	4.89	4.34	6.97
十一月	Nov.	2.54	7.58	7.74	7.23	6.65	4.59	4.88	4.11	6.60
十二月	Dec.	2.59	7.92	7.89	8.95	7.60	5.66	4.88	4.95	7.23
1935										
一月	Jan.	2.58	8.44	8.12	10.46	9.01	5.53	4.88	5.15	7.74
二月	Feb.	2.56	8.76	8.03	11.15	8.98	5.80	4.88	5.41	8.18
三月	Mar.	2.55	*6.22	*5.85	*7.85	*6.77	*4.60	*3.90	*4.28	*6.52
四月	Apr.	2.59	6.58	6.04	8.00	6.70	4.66	3.90	4.28	6.44
五月	May	2.65	6.68	6.53	8.85	6.93	5.01	4.40	4.86	6.90
六月	June	2.57	6.45	6.61	8.09	6.64	4.81	4.66	4.92	6.62
七月	July	2.50	6.14	6.25	8.14	6.49	4.95	4.40	4.65	6.77
八月	Aug.	2.51	6.16	6.23	7.50	6.23	5.35	4.58	4.95	7.06
九月	Sept.	2.55	6.15	6.29	6.77	5.66	4.55	4.13	4.11	6.68
十月	Oct.	2.81	6.80	6.87	7.35	6.40	4.89	4.31	4.28	6.70
十一月	Nov.	3.13	7.28	7.35	8.23	7.00	5.38	4.95	4.72	7.74
十二月	Dec.	3.15	7.39	7.34	7.97	6.71	5.29	4.95	4.99	7.55

* 自三月起重量單位改爲“市石”

The prices were changed to be quoted as per "Shih Shih"

since March 1935.

表三：華北批發物價(續)

Table III. Commodity Prices at Wholesale in North China(Continued)

1913—1935

	小米 Millet		米 Rice		豆 Bean				白芝麻
	生米	元米	小豆	江豆	元豆	合豆	青豆	Sesamum,	
	Rice,	Rice,	Bean,	Bean,	Bean,	Bean,	Bean,	White	
	Raw	Yellow	White Small	White	Yellow	Black	Blue		
石 Shih	石 Shih	石 Shih	石 Shih	石 Shih	石 Shih	石 Shih	石 Shih	石 Shih	
	\$	\$	\$	\$	\$	\$	\$	\$	
1913	6.15	6.53	6.97	5.78	5.55	5.89	5.13	6.44	13.46
1914	5.40	6.25	6.17	5.55	5.67	6.06	4.97	6.85	10.79
1915	5.55	5.71	5.85	5.03	5.35	5.54	5.12	6.26	7.87
1916	6.34	6.29	5.77	6.48	6.45	5.28	5.14	5.78	9.19
1917	6.30	6.02	6.53	7.27	6.06	6.65	6.13	8.19	14.49
1918	6.03	6.46	6.23	5.78	6.21	6.10	5.37	6.85	11.31
1919	5.41	5.13	6.00	5.13	5.23	5.38	4.49	7.51	10.21
1920	7.64	8.44	7.73	6.10	7.48	7.17	6.31	9.21	10.50
1921	7.43	7.12	7.44	7.20	7.20	6.90	6.81	7.26	10.70
1922	6.79	7.25	6.82	7.12	7.50	7.70	6.75	7.68	13.00
1923	7.18	7.65	7.58	7.86	7.75	8.35	7.21	9.98	12.90
1924	7.31	8.61	9.30	8.29	10.00	8.38	7.31	10.72	15.56
1925	9.80	9.13	9.32	10.90	9.00	9.52	8.98	12.33	15.17
1926	9.84	10.40	9.69	9.05	10.56	9.26	8.13	13.09	17.03
1927	9.79	9.86	10.70	8.70	9.33	8.60	7.65	12.19	20.04
1928	9.62	10.35	10.65	10.50	11.30	9.57	8.60	12.93	16.87
1929	9.32	10.31	10.46	11.53	10.15	10.27	8.85	15.79	16.23
1930	9.42	11.01	11.53	10.75	9.41	10.72	10.13	12.34	15.81
1931	7.90	8.13	8.38	8.65	10.13	9.25	8.64	13.88	17.51
1932	7.34	7.74	9.37	8.48	9.69	7.85	7.19	14.67	16.26
1933	6.25	7.14	7.69	6.86	6.48	6.98	5.87	10.32	10.23
1934	5.60	6.40	6.50	5.09	5.21	5.58	4.65	7.01	8.91
1935	*6.66	*6.76	*7.17	*5.54	*5.81	*5.63	*5.11	*8.38	*9.38
1934									
一月 Jan.	5.36	6.23	7.00	5.32	5.31	5.64	4.49	7.42	8.63
二月 Feb.	5.35	5.90	7.16	5.39	5.31	5.62	4.46	7.09	8.62
三月 Mar.	5.35	5.90	6.77	5.21	5.07	5.62	4.47	6.91	8.05
四月 Apr.	5.10	6.25	6.30	4.24	4.41	5.06	4.00	5.93	7.42
五月 May	5.03	6.25	6.09	4.20	4.16	5.16	4.10	5.33	8.36
六月 June	5.23	6.25	5.60	4.15	4.35	5.27	4.28	5.49	8.58
七月 July	5.86	6.25	5.71	4.51	4.59	5.15	4.45	6.07	9.53
八月 Aug.	5.15	6.25	5.87	5.47	5.50	6.45	5.12	8.55	10.93
九月 Sept.	5.71	6.54	6.57	5.40	5.42	5.70	5.15	7.35	8.89
十月 Oct.	6.29	6.87	6.93	5.16	5.20	5.30	4.74	7.52	8.95
十一月 Nov.	6.42	6.87	6.93	5.50	6.20	5.40	4.87	7.96	8.84
十二月 Dec.	6.31	7.18	7.05	6.58	6.97	6.57	5.69	8.48	10.13
1935									
一月 Jan.	6.63	7.23	7.80	6.97	7.16	6.85	6.17	9.27	11.19
二月 Feb.	6.53	7.71	8.30	6.93	7.95	6.98	6.29	9.15	11.94
三月 Mar.	*6.21	*6.33	*6.60	*5.43	*6.51	*5.43	*4.89	*6.80	*8.50
四月 Apr.	6.62	6.09	6.29	5.04	5.85	5.22	4.82	6.95	9.12
五月 May	6.45	6.36	6.70	4.91	5.16	5.17	4.98	7.13	8.95
六月 June	6.63	6.59	7.07	4.99	5.25	5.31	4.85	7.29	8.69
七月 July	6.86	6.90	7.05	5.04	5.07	5.43	4.98	7.52	9.29
八月 Aug.	6.83	6.86	7.16	5.01	4.99	5.10	4.88	7.47	8.80
九月 Sept.	6.68	6.62	7.03	4.84	5.12	4.87	4.33	8.37	8.69
十月 Oct.	6.65	6.80	7.07	5.48	5.53	5.34	4.78	10.10	9.45
十一月 Nov.	7.71	7.56	8.29	6.12	6.28	6.36	5.66	10.86	10.25
十二月 Dec.	7.39	7.58	8.34	7.09	6.36	6.84	5.99	11.54	10.11

*註同前頁 Notes same as the preceding page.

表三：華北批發物價(續)

Table III. Commodity Prices at Wholesale in North China(Continued)

1913—1935

	猪肉 Pork	羊肉 Mutton	牛肉 Beef	雞 Chicken	鴨 Duck	雞蛋 Egg	白糖 Sugar, White		毛厘士 赤糖 Sugar, Brown Dutch Standard No.1 Holland
							荒字 洋白糖 Japan	二十四 號粗砂 白糖 No.24, Holland	
							百斤 Hundred Catties	百斤 Hundred Catties	
	\$	\$	\$	\$	\$	\$	\$	\$	\$
1913	16.00	16.00	13.00			6.68	12.61		7.60
1914	16.00	16.00	14.00			7.68	12.31		8.10
1915	16.00	16.00	12.50			9.61	14.54		9.41
1916	17.00	16.00	12.50			11.20	12.58		8.96
1917	17.00	18.00	8.00			12.15	10.92		8.20
1918	18.00	18.00	16.00			11.92	9.88		7.08
1919	19.00	20.00	16.00			14.49	13.30		9.77
1920	20.00	20.00	16.00			18.44	17.60		14.77
1921	20.00	22.00	18.00			19.63	15.36		9.16
1922	20.00	22.00	18.00			17.57	11.24		7.25
1923	22.00	22.00	17.00			12.94	13.44		11.58
1924	23.00	23.00	16.00			12.88	13.19		12.00
1925	23.00	23.00	18.00	24.00	34.00	14.01	9.51		8.61
1926	26.00	24.00	18.00	28.00	45.09	14.42	10.53	11.15	9.76
1927	30.00	24.00	25.00	30.00	52.00	19.52	10.96		10.26
1928	28.82	27.06	22.37	41.36	64.46	22.69	9.75		9.24
1929	27.31	27.67	23.89	40.56	68.24	19.54		10.22	8.68
1930	27.97	27.26	25.38	35.83	60.45	19.67		10.61	8.76
1931	28.59	30.01	25.95	33.70	54.58	20.33		14.76	12.69
1932	26.09	26.24	21.24	27.68	41.18	17.46		18.03	13.72
1933	22.86	21.83	17.05	24.98	35.29	14.72		20.18	15.56
1934	19.01	20.65	15.26	23.48	32.24	12.46		18.91	14.21
1935	*18.80	21.14	15.26	22.37	33.83	13.31		17.15	12.72
1934									
一月	18.14	18.83	14.60	23.50	31.50	15.64		19.08	14.35
二月	20.00	21.81	16.80	24.50	34.25	16.34		19.01	14.25
三月	21.99	20.87	16.35	25.50	38.00	11.91		18.93	14.71
四月	18.66	21.33	15.36	24.20	40.00	10.31		19.24	14.58
五月	17.50	22.36	15.16	24.50	37.75	10.26		19.20	14.43
六月	18.44	22.26	14.38	24.50	33.00	10.05		19.38	14.70
七月	18.92	22.26	14.51	21.40	23.60	10.52		19.50	14.67
八月	18.64	22.22	14.89	22.50	25.50	11.20		19.15	14.88
九月	18.35	19.91	15.80	24.00	30.00	12.85		18.76	13.60
十月	19.31	19.09	16.03	24.25	31.75	13.57		18.17	13.45
十一月	18.54	18.64	14.89	22.50	30.75	13.42		18.40	13.65
十二月	19.62	18.18	14.29	20.40	30.80	13.40		18.04	13.30
1935									
一月	20.00	19.81	15.38	21.50	31.25	15.03		17.68	13.35
二月	19.09	21.93	17.48	26.75	36.25	16.17		17.69	12.58
三月	*18.48	21.52	14.77	21.60	37.00	11.76		17.28	11.80
四月	18.12	23.03	16.97	20.50	33.75	10.90		17.00	11.90
五月	17.41	22.92	14.29	22.00	37.50	10.50		16.25	11.73
六月	17.49	22.22	14.29	23.60	39.00	11.53		15.64	11.32
七月	17.41	24.01	14.29	21.75	34.50	11.27		15.68	11.65
八月	18.37	19.35	15.11	20.00	29.50	11.94		16.13	12.18
九月	20.34	18.91	15.29	23.40	33.00	14.26		15.98	12.16
十月	21.25	20.00	15.16	22.00	30.00	13.36		17.10	13.20
十一月	20.50	20.00	15.16	23.50	30.25	16.32		19.83	15.13
十二月	20.00	20.00	14.94	21.80	34.00	16.67		19.54	15.64

*自三月起重量單位改爲市百斤

The price was changed to be quoted as per "50 kgs." since March 1935.

表三：華北批發物價(續)

Table III. Commodity Prices at Wholesale in North China (Continued)

1913-1935

	香 茶	片 葉	金 茶	片 末	香 油	花 生 油	豆 油	久 大 精	大 鹽	沙 鹽	醬 油	醋
	Tea, Scented	Tea, Dust	Tea, Dust	Tea, Dust	Oil, Sesamum Seed	Oil, Ground Nut	Oil, Bean	Salt, Refined	Salt	Salt	Sauce, Native	Vinegar
	百斤 Hundred Catties	百斤 Hundred Catties	百斤 Hundred Catties	百斤 Hundred Catties	百斤 Hundred Catties	百斤 Hundred Catties	百斤 Hundred Catties	百斤 Hundred Catties	百斤 Hundred Catties	百斤 Hundred Catties	百斤 Hundred Catties	百斤 Hundred Catties
	\$	\$	\$	\$	\$	\$	\$	\$	\$	\$	\$	\$
1913	43.20	7.20	11.00	8.50	7.00	4.60	5.40					
1914	44.30	7.55	11.00	9.00	7.50	4.60	5.40					
1915	45.68	7.83	11.50	9.50	7.50	4.60	4.00					
1916	43.67	7.13	11.50	9.50	8.00	4.60	4.00					
1917	46.50	7.99	12.00	10.00	8.40	4.60	4.00					
1918	46.89	8.37	12.00	10.00	8.50	4.60	4.00					
1919	47.35	8.61	12.00	10.50	9.00	4.60	4.00					
1920	49.23	8.98	13.00	11.00	9.50	4.60	4.00					
1921	50.61	9.40	13.50	11.00	9.50	4.60	4.00					
1922	52.16	10.13	14.00	12.00	10.00	4.60	4.00					
1923	53.76	10.90	16.00	14.00	11.00	4.60	4.00					
1924	49.57	10.21	17.00	15.00	12.00	4.60	4.00					
1925	54.99	11.57	19.00	16.00	12.00	4.60	4.00					
1926	58.36	13.13	20.00	18.00	13.00	5.10	4.60	4.00			2.00	
1927	60.81	15.20	22.00	20.00	14.00	6.60	6.50	4.00			4.00	2.33
1928	68.98	13.46	28.39	23.68	21.15	7.32	7.20	6.61			3.36	3.36
1929	96.15	18.00	25.49	21.19	19.47	7.60	7.20	6.90			3.58	3.58
1930	119.03	19.83	23.96	18.94	18.95	8.37	8.03	9.24			4.53	4.53
1931	125.00	21.02	27.01	19.22	17.80	9.30	8.86	10.00			6.00	6.00
1932	115.33	20.74	25.64	19.49	16.61	9.49	9.34	9.25			6.14	6.14
1933	109.63	20.10	†15.69	†13.42	†12.71	10.29	9.70	11.08			6.56	6.56
1934	105.33	16.57	13.15	9.41	8.61	10.97	9.75	8.11			5.66	5.66
1935	*94.52	*12.44	15.90	14.31	12.79	11.20	9.80	9.82			5.77	5.77
1934												
一月	Jan.	100.00	15.00	12.53	10.10	9.76	10.60	9.70	8.00		5.00	5.00
二月	Feb.	100.00	15.00	12.39	9.35	9.39	10.60	9.70	8.00		5.00	5.00
三月	Mar.	100.00	15.00	12.14	8.41	8.84	10.60	9.70	8.00		5.00	5.00
四月	Apr.	100.00	15.00	11.72	7.75	8.05	10.60	9.70	9.30		6.00	6.00
五月	May	85.00	17.25	13.20	8.46	7.60	11.00	9.70	9.30		6.00	6.00
六月	June	80.00	18.00	13.50	8.45	6.14	11.40	9.75	9.30		6.00	6.00
七月	July	116.00	17.20	13.90	8.84	7.73	11.16	9.80	7.74		5.74	5.74
八月	Aug.	125.00	17.00	15.50	11.00	9.60	11.00	9.80	7.33		5.67	5.67
九月	Sept.	117.00	17.80	13.10	9.20	8.45	11.12	9.80	7.33		5.67	5.67
十月	Oct.	115.00	18.00	12.36	9.24	8.40	11.20	9.80	7.33		5.67	5.67
十一月	Nov.	115.00	18.00	12.70	9.88	8.84	11.20	9.80	7.33		5.67	5.67
十二月	Dec.	111.00	15.60	14.80	12.26	10.50	11.20	9.80	8.40		6.47	6.47
1935												
一月	Jan.	110.00	15.00	16.00	14.38	12.25	11.20	9.80	8.67		6.67	6.67
二月	Feb.	110.00	15.00	17.50	15.50	14.13	11.20	9.80	8.67		6.67	6.67
三月	Mar.	*115.00	*15.00	15.60	13.63	12.13	11.20	9.80	11.33		7.33	7.33
四月	Apr.	115.00	15.00	15.31	14.05	11.65	11.20	9.80	11.33		7.33	7.33
五月	May	115.00	13.50	15.33	14.15	11.91	11.20	9.80	11.33		7.33	7.33
六月	June	115.00	13.00	14.90	13.31	12.01	11.20	9.80	11.33		7.33	7.33
七月	July	81.25	13.75	15.20	13.49	12.03	11.20	9.80	9.58		4.83	4.83
八月	Aug.	70.00	14.00	15.05	13.74	11.65	11.20	9.80	9.00		4.00	4.00
九月	Sept.	80.00	9.50	14.44	13.19	11.40	11.20	9.80	9.00		4.00	4.00
十月	Oct.	83.75	9.88	15.83	13.68	12.75	11.20	9.80	9.00		4.00	4.00
十一月	Nov.	81.25	9.25	17.75	15.85	15.88	11.20	9.80	9.25		4.75	4.75
十二月	Dec.	80.00	9.40	17.86	16.79	15.63	11.20	9.80	9.33		5.00	5.00

* 自三月起重量單位改為市百斤

The prices were changed to be quoted as per "50 kgs." since March 1935

† 油類自廿二年重量單位改為市百斤

The prices were changed to be quoted as per "50 kgs." since 1933

表三：華北批發物價(續)

Table III. Commodity Prices at Wholesale in North China(Continued)

1913-1935

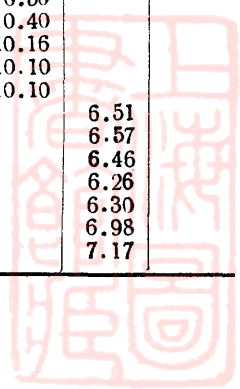
	乾酒	西河花	棉 紗						Cotton Yarn
	Wine, Kaoliang	Cotton, Raw	十六支 松鶴紗	十七支 八馬紗	十支 松鶴紗	十支 十全紗	十支 藍虎紗	十支 三光紗	二十支 三股紗
			Count 16 Native	Count 17 Japau	Count 10 Native	Count 10 Native	Count 10 Native	Count 10 Native	Count 20 Native
	百斤 Hundred Catties	担 Picul	包 Bale	包 Bale	包 Bale	包 Bale	包 Bale	包 Bale	包 Bale
	\$	\$	\$	\$	\$	\$	\$	\$	
1913		25.76	122.83		112.62		113.16		
1914		19.91	103.77		95.14		95.60		
1915		20.34	122.83		112.61		113.14		
1916		21.04	169.84		155.70		156.44		
1917		30.54	191.27		175.33		176.18		
1918		35.17	216.96		198.88		199.83		
1919		33.70	268.40		226.33		227.35		
1920		35.04	240.92		204.78		205.31		
1921		35.54	210.28		184.84		185.20		
1922		36.20	204.19		182.82		182.57		
1923		49.36	228.12		202.64		202.69		
1924		57.26	245.06		229.27		229.58		
1925		50.18	235.75		218.74		219.58		
1926	16.00	43.35	199.15		184.26		184.87		259.82
1927	15.50	45.99	195.78		180.52		181.42		
1928	16.33	45.05	218.99		193.65		194.16		
1929	17.22	48.09	242.60		209.59		210.16		
1930	20.25	46.70	225.92		191.68		195.08		262.20
1931	20.00	48.02	235.52		202.33		206.36		305.36
1932	20.00	38.28	213.65		192.57		194.55		266.01
1933	19.67	38.23	185.72		167.71		169.59		222.77
1934	11.37	39.38	177.66		160.55		163.66		212.24
1935	13.04	36.63	176.42	175.12	155.61	157.96	155.22	150.35	215.92
1935									
一月	Jan.	15.00	40.16	178.74		163.03		164.96	205.85
二月	Feb.	15.00	42.60	175.51		164.25		165.98	206.57
三月	Mar.	15.00	40.78	173.23		161.77		164.48	203.29
四月	Apr.	12.00	40.53	170.30		161.80		164.30	204.50
五月	May	12.00	40.69	175.50		161.75		164.75	206.00
六月	June	12.00	42.74	182.56		162.25		164.75	214.75
七月	July	9.60	43.04	180.70		160.80		165.60	213.40
八月	Aug.	9.00	38.75	183.25		162.00		165.50	218.50
九月	Sept.	9.00	36.03	180.20		158.80		163.60	217.20
十月	Oct.	9.00	35.86	177.25		156.00		160.00	216.25
十一月	Nov.	9.00	35.20	177.13		158.00		160.00	219.00
十二月	Dec.	9.80	36.20	177.60		156.20		160.00	221.60
1935									
一月	Jan.	10.00	36.63	175.00		154.63		155.75	221.50
二月	Feb.	10.00	36.47	175.25		155.38		155.75	216.75
三月	Mar.	15.00	35.39	176.20		158.80		155.60	214.60
四月	Apr.	15.00	35.24	179.50		156.88		154.00	213.75
五月	May	15.00	35.14	176.13		152.38		154.00	213.00
六月	June	15.00	34.78		167.60		148.80		140.00
七月	July	13.13	35.92		169.50		150.25		135.00
八月	Aug.	12.50	37.47		172.50		152.75		143.75
九月	Sept.	12.50	34.84		167.00		151.40		143.20
十月	Oct.	12.50	35.63		170.25		152.75		146.75
十一月	Nov.	12.88	40.97		188.00		174.75		171.75
十二月	Dec.	13.00	41.08		191.00		175.00		172.00

表三：華北批發物價(續)

Table III. Commodity Prices at Wholesale in North China(Continued)

1913-1935

	棉紗	市漂			市布				粗布
	Cotton yarn	Shirting White			Shirting				Sheeting
	二十支 大聖紗 三股紗 Count 20 Native	十八子 18 Boys Brand	錦香亭 Chin Hsiang Ting Brand	紅雞人 槍 Cock Man & Gun Brand	三燕 Swallows Brand	軍人槍 Soldiers' Gun Brand	萬年青 Ever- green Brand	雙龍球 Swang Lung Chu Brand	人頭 Human Head Brand
包 Bale	疋 Piece	疋 Piece	疋 Piece	疋 Piece	疋 Piece	疋 Piece	疋 Piece	疋 Piece	
	\$	\$	\$	\$	\$	\$	\$	\$	
1913		7.81		7.47		6.62			7.32
1914		8.16		7.93		7.03			7.56
1915		8.38		7.96		7.06			7.93
1916		8.88		8.44		7.19			7.68
1917		9.92		9.27		8.09			8.56
1918		11.78		12.00		9.45			11.72
1919		14.60		13.84		11.17			12.52
1920		14.06		13.74		10.76			12.37
1921		14.43		13.14		10.15			10.76
1922		14.19		12.33		11.77			10.27
1923		14.17		12.76		10.41			10.74
1924		14.64		13.41		10.61			10.60
1925		15.76		13.40		10.82			10.78
1926		15.98		12.81	9.00	10.14	11.97		9.66
1927		15.87		13.41		10.11			9.47
1928		14.57		13.89		10.39			10.16
1929		14.18		14.47					10.60
1930		16.88		14.72			12.32		10.34
1931		19.75		18.78			13.30		11.27
1932		17.54		17.12			13.15		10.74
1933		16.01		15.63			11.53		8.48
1934		16.58		16.69	7.75		11.96		7.90
1935	210.05	17.18	15.61		7.11		10.25	66.1	
1934									
一月	Jan.	16.23		16.35			14.18		7.86
二月	Feb.	16.77		16.73			14.20		7.94
三月	Mar.	18.03		16.70			15.18		7.91
四月	Apr.	18.40		15.70			15.04		7.74
五月	May	18.25		18.00			11.45		8.04
六月	June	17.73			7.79		10.48		
七月	July	17.05			7.78		10.22		
八月	Aug.	15.50			7.58		11.56		
九月	Sept.	15.50			7.65		10.16		
十月	Oct.	15.31			7.59		10.19		
十一月	Nov.	15.18			7.75		10.33		
十二月	Dec.	15.00			7.38		10.50		
1935									
一月	Jan.	16.75			7.60		10.50		
二月	Feb.	17.75			7.21		10.40		
三月	Mar.	17.40			7.54		10.16		
四月	Apr.	17.00			7.44		10.10		
五月	May	17.00			7.50		10.10		
六月	June	219.00	15.50		7.19			6.51	
七月	July	200.50	15.75		7.13			6.57	
八月	Aug.	202.75	15.03		6.68			6.46	
九月	Sept.	200.80	15.04		6.39			6.26	
十月	Oct.	201.00	15.20		6.30			6.30	
十一月	Nov.	219.50	16.25		7.03			6.98	
十二月	Dec.	226.80	16.50		7.31			7.17	



表三：華北批發物價(續)

Table III. Commodity Prices at Wholesale in North China (Continued)

1913—1935

	粗布		洋標				T-Cloths		粗斜紋布
	Sheeting		六磅	十磅	並頭蓮	八蝶	八磅	十磅	Drills
	雙魚 吉慶	雙龍	三孔雀	生蓮	蓮	蝶	孔雀	花園	月星
Two Fishes Brand	Double Dragon Brand	Turkey Red Brand	10 lb. Sheng Lian Red Brand	Double Water lily Brand	Eight Butter- flies Brand	8 lb. Turkey Red Brand	10 lb. Yu Hwa Yuan Red Brand	Moon &Star Brand	
疋 Piece	疋 Piece	疋 Piece	疋 Piece	疋 Piece	疋 Piece	疋 Piece	疋 Piece	疋 Piece	
\$	\$	\$	\$	\$	\$	\$	\$	\$	
1913		9.08	6.50		3.48			8.61	
1914		6.77	6.69		3.46			6.00	
1915		7.76	6.92		3.78			7.44	
1916		7.83	8.64		4.15			7.25	
1917		8.57	10.08		4.88			8.57	
1918		10.21	11.78		5.74			9.75	
1919		10.98	11.07		7.40			10.94	
1920		11.37	11.69		7.10			11.14	
1921		11.53	11.60		7.07			10.38	
1922		10.26	11.16		7.51			10.20	
1923		10.91	11.96		7.12			11.03	
1924		10.78	11.88		7.26			10.67	
1925		10.85	11.74		7.18			10.33	
1926	10.00	9.70	11.54		7.06	10.22	17.00	9.19	
1927		9.48	12.41		6.85			9.75	
1928		10.26	13.96		7.25			10.33	
1929		10.74	14.07						
1930		10.48	13.89			10.03			
1931		11.26	15.74			11.73			
1932		10.82	15.80			11.55			
1933		8.81	15.12			11.42			
1934	8.26	8.09	14.54			10.28	15.61		
1935	8.02	7.98	13.23	6.97			14.28	7.20	
1934									
一月		8.18	14.78			9.81			
二月		8.19	15.00			9.93			
三月		8.05	15.49			10.88			
四月		8.17	15.28			10.28			
五月		8.30	16.50			10.50			
六月	8.43	7.99	15.00				17.30		
七月	8.14	7.89	14.06				15.84		
八月	8.45	8.36	13.80				15.80		
九月	8.36	8.06	13.80				15.80		
十月	8.00	7.90	13.65				15.25		
十一月	8.28	7.93	13.75				14.65		
十二月	8.18	8.10	13.40				14.60		
1935									
一月	8.05	7.95	13.40				14.55		
二月	8.11	8.00	13.40				14.50		
三月	8.15	8.03	13.38				14.40		
四月	8.08	7.99	13.00				14.00		
五月	7.98	7.85	12.95				13.95		
六月	7.84	7.78		6.84				6.91	
七月	7.75	7.73		6.55				6.70	
八月	7.54	7.76		6.81				6.94	
九月	7.79	7.87		6.78				7.02	
十月	7.93	8.23		7.01				7.35	
十一月	8.53	8.31		7.40				7.65	
十二月	9.50	8.27		7.40				7.80	

表三：華北批發物價(續)

Table III. Commodity Prices at Wholesale in North China(Continued)

1913-1935

	粗斜紋布 Drills	細斜紋布			Jeans	Cotton venetians		蓬萊宮	斜紋緞 Jeans
	四平蓮	人面	七字鼠	金城	雙魚 吉慶	采石磯	十全 十美	羽緞	司馬 相如
	Four Waterlily Brand	Human Face Brand	Seven Rats Brand	King- Cheng Brand	Two Fishes Brand	Tsai-shih Chi Brand	Ten Beauties Brand	Satteens Peng Lai Kung Brand	Sze ma Hsiang Ju Brand
	疋 Piece	疋 Piece	疋 Piece	疋 Piece	疋 Piece	疋 Piece	疋 Piece	疋 Piece	疋 Piece
	\$	\$	\$	\$	\$	\$	\$	\$	\$
1913		7.37				19.97			
1914		8.07				20.39			
1915		7.96				21.67			
1916		8.16				22.59			
1917		8.12				28.22			
1918		9.00				29.46			
1919		9.28				30.03			9.82
1920		10.95				28.12			8.79
1921		10.37				33.61			9.25
1922		9.46				33.41			8.94
1923		10.10				32.87			8.70
1924		9.83				32.92			7.75
1925		9.75				28.69			7.31
1926	9.85	9.07	11.68	8.50		28.21	24.00		6.94
1927		9.31				29.03			6.81
1928		9.53				27.63			6.77
1929						28.41			
1930	10.24		11.42			29.41			
1931	11.24		12.85			37.02			
1932	10.04		13.03			33.77			
1933	9.42		11.75			33.63			
1934	8.57		8.68	6.66		31.33	23.40		
1935	8.19			6.95	7.64		30.39	15.26	
1934									
一月	Jan.	8.63	9.00			30.75			
二月	Feb.	8.75	9.00			31.00			
三月	Mar.	8.78	8.90			32.00			
四月	Apr.	8.74	8.50			32.90			
五月	May	8.85	8.00			30.00			
六月	June	8.79		6.84			19.28		
七月	July	8.43		7.08			19.04		
八月	Aug.	8.60		6.66			19.00		
九月	Sept.	8.45		6.50			19.00		
十月	Oct.	8.33		6.48			22.25		
十一月	Nov.	8.30		6.54			32.25		
十二月	Dec.	8.16		6.50			32.00		
1935									
一月	Jan.	8.30		6.75			32.50		
二月	Feb.	8.36		7.00			32.25		
三月	Mar.	8.33		7.00			31.20		
四月	Apr.	8.25		7.00			28.00		
五月	May	8.13		7.00			28.00		
六月	June	7.78			7.45			15.22	
七月	July	7.83			7.36			15.20	
八月	Aug.	8.13			7.50			15.00	
九月	Sept.	8.06			7.49			15.08	
十月	Oct.	8.05			7.64			15.35	
十一月	Nov.	8.35			7.85			15.50	
十二月	Dec.	8.66			8.20			15.50	

表三：華北批發物價(續)

Table III. Commodity Prices at Wholesale in North China(Continued)

1913—1935

	斜紋緞 Jenns			直工呢 Lastings			直工緞 Cotton Satteen Drill		
	雙面美人 Two Beauties Brand	七玫瑰 Jeans Seven Roses Brand	雙馬 Two Horses Brand	雙童鹿 Two Boys & Deer Brand	三多 Shan Tou Brand	八枚四君子 Four Gentlemen Brand	全家福 Family Brand	鸞鳳燕 Luan Feng Yen Brand	五枚聚賢村 Chu Sian Tsun Brand
	疋 Piece	疋 Piece	疋 Piece	疋 Piece	疋 Piece	疋 Piece	疋 Piece	疋 Piece	疋 Piece
	\$	\$	\$	\$	\$	\$	\$	\$	\$
1913									
1914									
1915									
1916									
1917									
1918									
1919									
1920									
1921									
1922									
1923									
1924									
1925									
1926	24.81	7.50		10.72	28.90	12.00	14.91	24.96	11.00
1927				10.51			14.68		
1928				10.48			14.65		
1929									
1930	22.35				29.32			25.36	
1931	25.47				37.11			32.81	
1932	24.93				33.79			33.32	
1933	26.00				31.58			30.25	
1934	17.49	5.86			30.44	8.93		28.08	8.28
1935		6.14	4.80			8.39			7.07
1934									
一月	Jan.	17.50			31.50			27.60	
二月	Feb.	17.00			31.33			28.00	
三月	Mar.	17.25			30.10			28.50	
四月	Apr.	17.70			30.00			29.30	
五月	May				29.35			27.00	
六月	June	18.00				8.60			8.52
七月	July					8.79			8.60
八月	Aug.					8.99			8.80
九月	Sept.					9.08			8.49
十月	Oct.					9.10			8.13
十一月	Nov.					9.08			8.08
十二月	Dec.					8.88			7.35
1935									
一月	Jan.					8.59			7.15
二月	Feb.					8.75			7.11
三月	Mar.					8.64			7.12
四月	Apr.					8.41			6.99
五月	May					8.29			6.83
六月	June		4.85			8.12			6.68
七月	July		4.83			7.80			6.63
八月	Aug.		4.68			8.30			6.71
九月	Sept.		4.62			8.37			6.69
十月	Oct.		4.69			8.40			6.81
十一月	Nov.		5.10			8.50			7.93
十二月	Dec.		4.83			8.50			8.18

表三：華北批發物價(續)

Table III. Commodity Prices at Wholesale in North China (Continued)

1913-1935

	西寧 羊毛 Wool, Sheep's	元鐵 Mild Iron Round Bar	竹節鋼 Bamboo Steels	船鋼板 Ship Steel Plate	漢冶萍 生鐵 Pig Iron, (Hanyeh ping)	剪口鐵 Iron Plates, Cutting	九十磅 馬口鐵 Tin Plate Plain, 90 lbs.	三角鐵 Iron Angles	洋釘 Wire Nails	
	担 Picul	百斤 Hundred Catties	百斤 Hundred Catties	百斤 Hundred Catties	噸 Ton	百斤 Hundred Catties	箱* Case	百斤 Hundred Catties	百磅 Hundred Pounds	
	\$	\$	\$	\$	\$	\$	\$	\$	\$	
1913	40.29	4.82	5.91	9.27		4.59	15.32		6.39	
1914	43.56	4.39	6.20	8.77		4.63	13.85		6.37	
1915	39.15	6.41	7.47	7.42		4.93	19.30		8.74	
1916	45.11	9.19	11.79	7.85		6.52	20.18		12.91	
1917	46.50	10.10	14.65	14.75		7.34	18.14		12.31	
1918	48.60	12.54	18.10	15.24		10.54	22.50		13.60	
1919	40.15	8.99	10.34	10.46		5.71	18.34		11.33	
1920	36.20	11.24	12.16	11.75		8.33	17.03		15.29	
1921	27.47	10.08	13.69	13.23		4.15	15.68		14.71	
1922	36.23	6.15	8.59	8.30	87.00	4.23	14.70		10.27	
1923	49.40	5.68	8.25	7.30	89.25	4.73	14.98		10.13	
1924	51.76	6.70	8.60	7.90	82.17	4.42	14.60		9.77	
1925	62.22	6.80	9.23	8.08	80.83	4.58	14.35	6.76	9.62	
1926	62.74	7.53	9.12	7.37	81.50	5.53	14.08	6.34	9.37	
1927	56.47	6.76	10.02	7.28	78.67	5.60	14.21	6.56	8.64	
1928	56.74	6.46	10.10	7.67	76.59	6.30	12.71	6.68	7.70	
1929	65.93	7.35	9.67	7.55	63.35	6.09	12.82	7.34	8.47	
1930	55.67	8.42	11.80	9.85	78.93	6.88	18.23	8.73	9.90	
1931	54.93	8.53	17.15	10.06	83.32	7.87	20.69	8.92	12.51	
1932	36.54	6.83	14.72	9.21	74.97	7.31	15.52	7.44	10.65	
1933	34.56	6.68	13.64	9.14	60.80	6.67	16.92	6.97	9.15	
1934	35.83	6.76	12.39	8.76	60.43	6.26	15.40	7.37	7.94	
1935	37.25	6.29	12.14	8.18	57.63	6.13	14.52	6.91	7.58	
1934										
一月	Jan.	38.07	6.35	12.18	8.75	57.00	6.33	14.75	6.60	8.10
二月	Feb.	38.02	6.25	12.00	8.73	57.00	6.25	15.25	6.43	7.90
三月	Mar.	38.42	6.28	12.00	8.48	57.00	6.15	15.13	6.48	7.75
四月	Apr.	36.83	6.40	12.04	8.54	57.00	6.24	14.90	6.76	8.04
五月	May	33.65	6.63	12.50	8.88	57.00	6.38	15.25	7.38	8.18
六月	June	33.05	6.53	12.50	8.68	57.00	6.33	15.25	7.58	8.25
七月	July	36.80	6.58	12.90	8.62	62.60	6.18	15.30	7.76	7.96
八月	Aug.	36.65	6.65	12.88	8.80	65.00	6.30	15.50	7.73	8.00
九月	Sept.	36.65	7.18	12.50	8.96	63.60	6.56	15.48	7.86	8.00
十月	Oct.	35.99	7.45	12.50	8.90	64.00	6.20	16.15	7.85	7.78
十一月	Nov.	33.75	7.40	12.50	9.03	64.00	6.20	15.83	8.00	7.70
十二月	Dec.	32.02	7.46	12.20	8.74	64.00	6.00	16.04	8.00	7.66
1935										
一月	Jan.	30.78	7.13	12.58	8.53	60.00	6.35	15.50	7.78	7.65
二月	Feb.	29.71	6.75	12.00	8.39	55.00	6.03	15.75	7.68	7.75
三月	Mar.	30.25	6.36	12.02	8.16	56.00	6.14	16.00	7.00	7.82
四月	Apr.	30.16	6.25	12.50	8.18	55.75	6.03	15.03	6.63	7.70
五月	May	31.65	5.90	12.50	7.83	54.50	5.98	13.65	6.40	7.25
六月	June	33.80	5.54	12.30	7.92	53.40	5.82	13.74	6.24	6.88
七月	July	33.58	5.40	11.50	7.55	54.75	5.83	13.80	6.00	6.95
八月	Aug.	42.29	5.60	11.00	7.38	55.00	6.00	13.55	6.00	7.45
九月	Sept.	44.28	5.64	11.10	7.53	54.00	6.00	13.48	6.36	7.16
十月	Oct.	43.44	6.73	12.63	8.45	61.50	6.43	13.85	7.33	7.80
十一月	Nov.	49.10	7.05	13.00	8.95	66.50	6.43	14.90	7.63	8.30
十二月	Dec.	44.90	7.10	12.80	9.28	64.20	6.50	15.02	7.86	8.30

* 每箱爲 112片, Case=112 sheets.

表三：華北批發物價(續)

Table III. Commodity Prices at Wholesale in North China(Continued)

1913--1935

	黃銅絲	黃片銅	鉛絲	平鉛鐵	紫銅塊	新方鐵	烟筒鐵	紅松 Red Pine	
	Brass	Brass	Lead	Galvan- ized Iron Sheet Plain	Copper Ingot	Iron Square Bar	Black Iron Sheet	安東 紅松	吉林 紅松
	Wire	Sheets	Wire	張*	百斤	百斤	百磅	Antung	Kirin
	百斤	百斤	百斤	張*	百斤	百斤	百磅	立方寸	立方寸
Hundred Catties	Hundred Cattias	Hundred Catties	Sheet	Hundred Catties	Hundred Catties	Hundred Pounds	Cu.Tsun	Cu.Tsun	
	\$	\$	\$	\$	\$	\$	\$	\$	\$
1913	31.99							0.050	
1914	31.99							0.054	
1915	31.99							0.056	
1916	41.32							0.055	
1917	41.32							0.074	
1918	39.99							0.068	
1919	31.99							0.065	
1920	38.66							0.062	
1921	46.66							0.066	
1922	46.66							0.064	
1923	49.32							0.069	
1924	50.65							0.077	
1925	43.43	46.32	12.56	1.64				0.071	
1926	45.25	48.90	12.47	1.70	40.14	6.00	8.00	0.080	0.084
1927	46.33	52.12	13.10	1.87				0.086	
1928	48.33	53.52	13.88	1.54				0.094	
1929	59.68	66.36	13.69	1.78				0.104	
1930	64.69	71.79	16.41	2.42	69.36	8.42	11.91		0.108
1931	68.08	73.46	20.03	3.05	66.58	8.62	12.76		0.118
1932	53.32	58.41	15.95	2.34	52.85	6.95	11.15		0.130
1933	47.20	52.47	13.65	2.30	49.11	7.04	9.59		0.127
1934	42.25	47.91	11.85	2.16	43.04	7.21	9.86		0.131
1935	38.57	47.17	10.25	1.83	44.35	6.66	8.95		0.108
1934									
一月	42.75	47.25	12.05	2.27	43.00	6.68	9.00		0.121
二月	41.50	46.25	11.73	2.28	41.75	6.55	9.38		0.121
三月	40.00	44.00	11.50	2.24	41.00	7.05	8.95		0.124
四月	41.10	45.40	11.54	1.90	41.00	6.92	9.16		0.131
五月	43.25	47.50	11.85	2.18	41.25	7.38	9.58		0.131
六月	43.25	47.38	12.00	2.17	42.00	7.38	9.45		0.133
七月	43.90	49.40	11.78	2.17	42.00	7.28	9.68		0.140
八月	43.25	49.50	11.90	2.17	44.50	7.33	10.15		0.140
九月	43.70	50.20	12.20	2.15	45.00	7.46	10.80		0.140
十月	41.63	49.50	12.28	2.17	45.00	7.50	11.25		0.140
十一月	41.50	49.50	11.73	2.12	45.00	7.48	11.03		0.135
十二月	41.20	49.00	11.58	2.06	45.00	7.46	9.84		0.120
1935									
一月	41.00	48.75	11.40	1.87	43.00	7.30	9.88		0.120
二月	40.00	47.50	10.90	1.78	41.00	7.03	9.65		0.120
三月	37.20	46.50	10.38	1.71	41.00	6.84	10.34		0.120
四月	38.05	46.00	10.40	2.13	47.00	6.53	8.58		0.120
五月	36.25	46.38	9.85	1.70	47.50	6.33	8.63		0.115
六月	35.30	44.90	9.10	1.73	48.40	6.10	8.04		0.100
七月	34.88	44.25	9.05	1.74	43.13	6.05	7.63		0.100
八月	36.75	44.25	9.43	1.84	47.13	6.10	8.03		0.100
九月	36.30	45.40	9.54	1.89	41.90	6.12	8.52		0.100
十月	39.13	47.88	10.48	1.79	43.00	6.88	9.13		0.100
十一月	43.13	51.00	11.23	1.86	45.50	7.10	9.25		0.101
十二月	44.80	53.20	11.18	1.86	43.60	7.44	9.62		0.105

* 每張長30呎,寬7呎; Sheet=30ft.×7ft.

表三：華北批發物價(續)

Table III. Commodity Prices at Wholesale in North China(Continued)

1913—1935

	安東 白松 White Pine, Antung	紅磚 Bricks, Red	藍磚 Bricks, Blue	紅瓦 Tiles, Red	藍瓦 Tiles, Blue	東山 石灰 Lime (Tung Shan)	啓新 牌水 泥 Cement, Horse Brand	玻璃 Window Glass	生漆 Varnish, Crude	
	立方寸 Cu. Tsun	萬塊 Ten thousand Pieces	萬塊 Ten thousand Pieces	萬塊 Ten thousand Pieces	萬塊 Ten thousand Pieces	萬斤 Ten thousand Catties	包 Bag	箱 Box	百斤 Hundred Catties	
	\$	\$	\$	\$	\$	\$	\$	\$	\$	
1913	0.038	34.34	60.00	85.84	120.00	23.81	2.15	14.50	46.00	
1914	0.041	60.00	60.00	150.00	110.00	23.81	2.30	15.50	46.00	
1915	0.044	50.17	63.50	82.50	100.00	23.81	2.30	15.50	46.00	
1916	0.058	53.50	68.00	86.00	102.00	23.81	2.43	19.50	46.00	
1917	0.060	61.83	73.83	86.42	90.00	23.81	2.55	21.00	46.00	
1918	0.054	60.42	69.83	88.83	90.00	23.81	2.55	22.00	60.00	
1919	0.057	53.75	70.00	90.00	90.00	23.81	2.93	20.00	60.00	
1920	0.054	48.50	60.00	90.00	86.83	23.81	3.30	16.50	60.00	
1921	0.058	45.00	70.92	90.00	110.00	26.78	3.30	14.50	80.00	
1922	0.062	47.50	71.00	89.00	105.00	26.78	3.30	14.00	80.00	
1923	0.060	56.25	72.92	90.00	100.00	29.76	3.30	15.00	90.00	
1924	0.066	49.17	74.58	86.25	110.00	29.76	2.60	15.50	90.00	
1925	0.060	56.67	98.50	94.17	102.58	29.76	2.60	11.50	90.00	
1926	0.063	68.92	115.50	92.00	87.50	47.62	2.65	8.50	100.00	
1927	0.069	50.83	90.00	93.33	94.17	35.71	2.70	7.80	110.00	
1928	0.080	50.74	81.70	88.75	93.17	53.93	2.74	9.46	146.63	
1929	0.085	50.63	81.42	90.00	100.00	56.17	2.82	11.40	150.00	
1930	0.084	49.63	80.00	84.29	100.00	47.37	2.86	11.11	142.00	
1931	0.093	50.00	84.03	91.77	106.40	48.64	3.11	11.84	150.00	
1932	0.088	54.58	85.00	90.00	105.00	42.40	3.28	12.37	157.92	
1933	0.084	49.78	81.25	90.00	103.75	42.08	3.31	9.46	150.00	
1934	0.083	44.77	77.71	90.00	100.00	42.73	3.35	7.48	120.00	
1935	0.082	39.96	78.03	70.65	96.35	40.40	3.54	6.73	*103.17	
1934										
一月	Jan.	0.075	44.00	70.00	90.00	100.00	40.00	3.60	8.38	120.00
二月	Feb.	0.075	44.00	70.00	90.00	100.00	43.75	3.60	8.50	120.00
三月	Mar.	0.075	44.25	72.50	90.00	100.00	41.25	3.60	8.50	120.00
四月	Apr.	0.075	45.00	80.00	90.00	100.00	41.00	3.60	8.50	120.00
五月	May	0.075	45.00	80.00	90.00	100.00	41.25	3.40	8.25	120.00
六月	June	0.079	45.00	80.00	90.00	100.00	43.25	3.20	7.50	120.00
七月	July	0.090	45.00	80.00	90.00	100.00	46.00	3.20	7.18	120.00
八月	Aug.	0.090	45.00	80.00	90.00	100.00	42.50	3.20	6.60	120.00
九月	Sept.	0.090	45.00	80.00	90.00	100.00	40.00	3.20	6.60	120.00
十月	Oct.	0.090	45.00	80.00	90.00	100.00	43.75	3.20	6.60	120.00
十一月	Nov.	0.090	45.00	80.00	90.00	100.00	45.00	3.20	6.60	120.00
十二月	Dec.	0.088	45.00	80.00	90.00	100.00	45.00	3.20	6.60	120.00
1935										
一月	Jan.	0.087	45.75	79.50	88.75	98.75	43.25	3.20	6.60	120.00
二月	Feb.	0.085	42.75	78.00	77.50	97.25	42.00	3.30	6.60	120.00
三月	Mar.	0.085	41.00	78.00	75.00	98.00	40.80	3.60	6.60	120.00
四月	Apr.	0.085	41.00	78.00	75.00	98.00	40.00	3.60	6.55	120.00
五月	May	0.084	40.25	78.00	72.50	97.25	40.00	3.60	6.40	120.00
六月	June	0.080	38.00	78.00	65.00	95.00	40.00	3.60	6.48	*100.00
七月	July	0.080	38.00	78.00	65.00	95.00	40.00	3.60	6.60	100.00
八月	Aug.	0.080	38.00	78.00	65.00	95.00	40.00	3.60	6.60	100.00
九月	Sept.	0.080	38.00	78.00	65.00	95.00	40.00	3.60	6.60	100.00
十月	Oct.	0.080	38.00	78.00	65.00	95.00	40.00	3.60	6.60	100.00
十一月	Nov.	0.080	38.00	78.00	65.00	95.00	40.00	3.60	7.43	100.00
十二月	Dec.	0.080	40.80	76.80	69.00	97.00	38.80	3.60	7.70	98.00

*自六月起改爲市百斤價

The price was changed to be quoted as per "50 kgs." since June 1935.

表三：華北批發物價(續)

Table III. Commodity Prices at Wholesale in North China(Continued)

1913—1935

	桐油	Paint Boiled Oil		開灤	開灤	開灤	開灤	宛平	宛平
	Wood Oil, (Hunan)	斧牌鉛油	國旗牌鉛油	塊煤	一末煤	二末煤	焦炭	房山硬煤	房山末煤
	百斤	桶	桶	噸	噸	噸	噸	噸	噸
	Hundred Catties	Barrel	Barrel	Ton	Quality Kailan Ton	Quality Kailan Ton	Kailan Ton	Wan Ping Ton	Wan Ping Ton
	\$	\$	\$	\$	\$	\$	\$	\$	\$
1913	20.00			7.25	4.75	4.25	16.00	8.50	6.50
1914	20.00			7.25	4.75	4.25	16.00	8.50	6.50
1915	20.00			7.25	4.75	4.25	16.00	8.50	6.50
1916	21.00			7.25	4.75	4.25	16.00	8.50	6.50
1917	21.00			7.50	5.25	4.75	16.00	8.50	6.50
1918	28.50			7.50	5.75	5.25	16.00	8.50	6.50
1919	28.50			7.50	5.75	5.25	16.00	8.50	6.50
1920	24.00			7.50	5.75	5.25	16.50	9.00	7.00
1921	28.00			7.50	6.25	5.75	17.00	9.00	7.00
1922	31.00	2.15		7.75	6.25	5.75	17.00	9.00	7.00
1923	32.00	2.15		7.75	6.25	5.75	17.00	9.50	7.50
1924	33.00	2.15		8.00	7.25	6.75	17.00	9.50	7.50
1925	35.00	2.25		8.50	8.50	7.50	18.00	12.00	9.50
1926	37.00	2.25	2.10	10.00	9.00	8.00	20.00	15.00	11.00
1927	40.00	2.25		10.00	9.00	8.00	20.00	13.50	10.00
1928	38.43	2.10		11.71	9.58	8.95	22.51	20.47	13.14
1929	38.51	2.06		10.32	8.76	8.08	20.99	18.72	12.96
1930	38.51	2.04		9.95	8.46	7.83	21.82	16.53	11.57
1931	38.50	6.63		11.75	9.89	9.22	23.74	14.61	9.56
1932	35.79	5.98		10.66	9.33	8.75	22.38	14.29	8.05
1933	32.38	4.92		10.13	8.29	7.98	21.45	13.99	8.20
1934	28.10			9.12	7.66	7.26	18.79	13.09	8.19
1935	*36.45		1.84	8.69	7.33	7.09	16.55	11.86	7.90
1934									
一月	Jan.	29.00	4.70	9.18	8.05	7.70	21.25	13.75	8.23
二月	Feb.	29.38	5.28	9.13	7.95	7.60	21.00	14.00	8.20
三月	Mar.	29.00	5.40	9.28	8.00	7.55	20.75	13.75	8.35
四月	Apr.	26.80	5.24	9.16	7.68	7.20	18.60	13.25	8.06
五月	May	27.00	5.20	9.20	7.58	7.15	18.13	12.75	8.15
六月	June	29.00	5.20	9.10	7.40	7.05	18.00	12.88	8.15
七月	July	28.60	5.20	9.20	7.48	7.00	18.00	13.00	8.22
八月	Aug.	27.25	5.20	9.03	8.00	7.63	18.00	12.75	8.20
九月	Sept.	26.40	5.20	9.00	7.40	7.08	18.00	12.50	8.26
十月	Oct.	26.25	5.20	9.00	7.38	7.00	18.00	12.70	8.10
十一月	Nov.	28.50	5.20	9.08	7.45	7.02	18.00	12.85	8.20
十二月	Dec.	30.00		9.08	7.56	7.08	17.80	12.88	8.20
1935			1.90						
一月	Jan.	30.00	1.79	8.75	7.35	7.00	17.25	13.08	8.28
二月	Feb.	30.25	1.99	8.75	7.30	7.05	18.00	13.30	8.08
三月	Mar.	30.20	1.81	8.50	7.20	7.02	15.50	12.00	7.88
四月	Apr.	32.00	1.85	8.50	7.20	7.00	17.13	11.63	7.85
五月	May	34.00	1.83	9.13	7.20	7.00	17.63	11.38	7.80
六月	June	*34.50	1.82	8.50	7.20	7.00	15.30	11.50	7.82
七月	July	33.63	1.84	8.58	7.20	7.00	14.75	11.50	7.80
八月	Aug.	37.75	1.85	8.50	7.20	7.00	14.70	11.50	7.80
九月	Sept.	39.80	1.78	8.50	7.20	7.00	14.80	11.50	7.84
十月	Oct.	46.25	1.81	8.50	7.25	7.05	15.63	11.38	7.80
十一月	Nov.	49.50	1.88	8.57	7.32	7.09	18.50	11.50	7.85
十二月	Dec.	55.20	1.85	9.52	8.38	7.88	19.40	12.00	8.90

*自六月起改爲市百斤價

The prices were changed to be quoted as per "50kgs." since June 1935.

表三：華北批發物價(續)

Table III, Commodity Prices at Wholesale in North China(Continued)

1913-1934

	晉省陽 泉大陝 Anthracite, Shansi	煤油 Petroleum		火 柴 Matches				鷹 牌 白洋燭 Candles, Eagle Brand	火 酒 Alcohol, Japan
		老牌 Brilliant	虎牌 Tiger Brand	北洋 Pei Yang Brand	飯碗牌 Bowl Brand	魚缸牌 Fish Glass Brand	金盃牌 Golden Glass Brand		
				噸 Ton	箱 Box	箱 Box	箱 Box		
	\$	\$	\$	\$	\$	\$	\$	\$	
1913	9.00			30.00					
1914	9.00			32.00					
1915	9.00			33.00					
1916	9.00	5.47	5.38	33.00					
1917	9.00	5.28	5.19	35.00					
1918	9.00	5.59	5.49	45.00					
1919	9.00	5.83	5.76	47.50					
1920	9.00	5.64	5.59	43.00					
1921	9.00	6.30	6.20	42.00					
1922	9.00	5.95	5.85	44.00					
1923	10.00	4.84	4.75	44.00					
1924	12.50	5.60	5.50	45.00					
1925	15.00	4.63	4.53	45.00					
1926	17.00	5.11	5.00	45.00	29.00	35.00	45.00	3.69 7.50	
1927	19.00	5.46	5.36	45.00				3.61 8.50	
1928	28.32	4.70	4.59	46.57				4.05 7.80	
1929	21.80	4.80	4.70	48.72				4.35 8.09	
1930	19.27	7.25	7.16		30.08			4.47 11.56	
1931	18.96	10.33	10.20		56.53			3.70 19.39	
1932	17.22	9.78	9.64		64.00			5.26 23.27	
1933	15.62	8.71	8.18		64.00			4.73 19.52	
1934	12.63	8.14	8.06			32.00	60.00	4.72 18.26	
1935	11.82	8.78	8.66				56.17	4.46 22.54	
1934								3.63 *18.76	
一 月 Jan.	13.00	7.80	7.80		64.00			4.85 19.00	
二 月 Feb.	13.00	7.80	7.80		64.00			4.64 18.50	
三 月 Mar.	12.68	7.80	7.80		64.00			4.60 19.00	
四 月 Apr.	13.20	8.00	7.90		64.00			4.52 19.70	
五 月 May	13.25	8.00	7.85			32.00		4.52 23.40	
六 月 June	13.25	8.00	7.90			32.00		4.52 23.70	
七 月 July	12.86	7.44	7.34				60.00	4.52 24.50	
八 月 Aug.	12.25	8.20	8.10				60.00	4.78 23.80	
九 月 Sept.	12.20	8.50	8.40				60.00	4.60 23.20	
十 月 Oct.	12.05	8.50	8.40				60.00	4.20 24.00	
十一 月 Nov.	11.50	8.63	8.53				60.00	4.07 25.60	
十二 月 Dec.	12.30	9.00	8.90				60.00	3.67 26.05	
1935									
一 月 Jan.	12.00	9.00	8.90				58.00	3.90 27.75	
二 月 Feb.	11.63	8.98	8.88				56.00	3.90 30.68	
三 月 Mar.	11.50	8.90	8.80				56.00	3.90 *20.22	
四 月 Apr.	11.63	9.00	8.90				55.00	3.79 19.13	
五 月 May	11.50	9.00	8.90				56.00	3.71 17.25	
六 月 June	11.70	8.70	8.60				56.00	3.56 16.36	
七 月 July	11.73	8.70	8.60				56.00	3.45 15.83	
八 月 Aug.	11.50	8.33	8.23				56.00	3.39 15.53	
九 月 Sept.	11.22	7.54	7.45				56.00	3.35 15.34	
十 月 Oct.	11.00	7.90	7.80				56.00	3.35 15.53	
十一 月 Nov.	12.18	9.50	9.40				56.00	3.35 15.58	
十二 月 Dec.	14.30	9.50	9.40				56.00	3.88 15.94	

*自三月起取銷印花稅十元

Stamp tax of ten dollars was abolished since March 1935.

表三：華北批發物價(續)

Table III. Commodity Prices at Wholesale in North China (Continued)

1913—1935

	毛邊紙 Paper			龍印 報紙 News Printing Paper	淨板 牛皮 Hides, Cow	關東 烟葉 Tobacco Leaf (Kuan- tung)	雙旗 肥皂 Soap. Two Flags Brand Native
	大美人牌 Native	大住牌 Japan	小住牌 Japan				
	令 Ream	令 Ream	令 Ream				
	\$	\$	\$	\$	\$	\$	\$
1913	11.79			2.50	71.95	43.00	3.30
1914	10.74			2.75	69.70	43.00	2.50
1915	10.73			6.50	58.00	44.00	2.50
1916	10.91			6.60	50.93	44.00	2.60
1917	11.91			7.00	43.59	45.00	2.60
1918	12.11			4.50	36.05	46.00	2.80
1919	12.91			4.60	35.85	48.00	2.80
1920	13.03			4.30	50.68	50.00	2.80
1921	13.01			4.30	43.38	55.00	3.00
1922	14.20			4.40	43.47	56.00	3.00
1923	14.82			4.40	47.95	58.00	3.00
1924	15.45			4.10	51.03	60.00	3.00
1925	15.77			4.20	54.99	70.00	3.20
1926	16.78	4.85		4.25	58.36	75.00	3.20
1927		5.25		4.10	56.16	95.00	3.20
1928		4.87		3.84	86.03	93.48	3.20
1929		4.50		3.85	83.56	80.87	3.56
1930		5.51		4.72	80.18	76.58	3.84
1931		6.64		5.94	86.53	87.12	4.02
1932		4.62		4.00	61.39	76.04	4.15
1933		4.11		3.62	55.32	80.75	3.65
1934		5.00		3.69	51.19	87.03	3.11
1935		4.22	3.80	3.25	47.00	89.53	2.87
1934							
一月	Jan.	5.08		3.81	53.75	88.00	3.20
二月	Feb.	5.10		3.78	54.37	88.00	3.20
三月	Mar.	4.88		3.69	50.59	88.00	3.20
四月	Apr.	4.76		3.69	51.09	88.00	3.20
五月	May	5.20		3.71	53.27	88.00	3.13
六月	June	5.15		3.79	53.96	88.00	3.05
七月	July	5.10		3.78	55.30	86.20	3.05
八月	Aug.	5.03		3.73	50.91	85.00	3.05
九月	Sept.	5.03		3.75	51.87	85.60	3.05
十月	Oct.	4.48		3.63	47.50	85.00	3.05
十一月	Nov.	5.10		3.49	45.12	86.50	3.05
十二月	Dec.	5.10		3.44	46.57	88.00	3.05
1935							
一月	Jan.	4.83		3.41	-47.92	88.00	3.05
二月	Feb.	4.28		3.38	47.95	88.00	3.05
三月	Mar.	4.00		3.26	46.25	88.40	3.05
四月	Apr.	4.00		3.45	48.92	90.00	3.05
五月	May	4.00		3.25	49.38	90.00	3.05
六月	June		3.39	3.16	50.42	90.00	3.05
七月	July		3.55	2.98	47.50	90.00	2.85
八月	Aug.		3.83	3.03	43.75	90.00	2.65
九月	Sept.		3.63	2.84	44.74	90.00	2.65
十月	Oct.		3.76	3.05	41.22	90.00	2.65
十一月	Nov.		4.58	3.70	47.26	90.00	2.65
十二月	Dec.		4.45	3.48	48.72	90.00	2.65

表四： 天津工人生活費指數

Table IV. Index Numbers of the Cost of Living of Working Class in Tientsin

1926=100


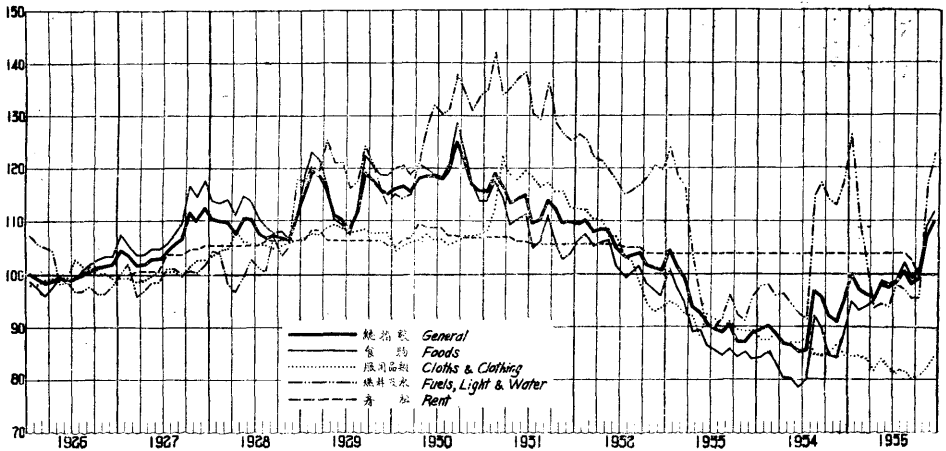
甲. 每年平均

A. Yearly Averages; 1926-1935

	食 物	服 用 品	燃料與水	房 租	總 指 數	
	Foods	Clothing	Fuels, Light & Water	Rent	按銀元物價計 Prices in Dollar	按銅元物價計 Prices in Copper
1926	100.00	100.00	100.00	100.00	100.00	100.00
1927	107.82	100.10	102.03	102.45	105.60	116.84
1928	111.68	105.64	105.78	105.69	109.51	133.14
1929	117.27	107.99	121.74	106.73	115.67	137.46
1930	120.49	106.39	129.17	107.53	118.81	140.84
1931	110.38	116.24	136.28	106.33	113.80	132.83
1932	101.98	102.30	121.25	104.91	105.24	131.60
1933	88.70	91.27	100.70	103.87	92.48	132.71
1934	83.82	86.81	101.39	103.87	89.70	142.19
1935	98.44	82.79	104.20	102.89	99.02	158.07

圖三 天津工人生活費指數

CHART III INDEX NUMBERS OF THE COST OF LIVING OF WORKING CLASS IN TIENSIN 1926-1935 1926=100



表四：天津工人生活費指數

Table IV, Index Numbers of the Cost of Living of Working Class in Tientsin

1926=100

乙. 每月平均

B. Monthly Averages; 1932-1935

	食 物	服 用 品	燃料與水	房 租	總 指 數 General Index	
	Foods	Clothing	Fuels, Light & Water	Rent	按銀元物價計 Prices in Dollar	按銅元物價計 Prices in Copper
1932						
一月	106.31	112.10	126.48	105.57	109.43	127.92
二月	107.51	112.01	125.24	105.57	110.02	130.25
三月	105.34	110.21	122.06	105.57	108.06	133.79
四月	106.17	110.25	121.33	105.57	108.58	132.55
五月	106.52	107.05	119.66	105.57	108.32	133.75
六月	101.63	107.05	117.71	105.57	104.84	132.25
七月	99.96	103.29	115.13	105.16	103.21	133.33
八月	100.22	102.27	115.94	105.16	103.43	132.98
九月	101.48	98.31	116.68	105.16	104.07	132.75
十月	98.13	94.36	118.21	103.87	101.66	131.85
十一月	96.89	92.92	120.21	103.87	101.05	129.92
十二月	95.93	93.40	119.95	103.87	100.43	129.18
1933						
一月	101.05	94.84	124.10	103.87	104.39	129.35
二月	97.46	94.33	118.70	103.87	101.29	130.63
三月	94.86	92.64	116.71	103.87	99.24	131.54
四月	89.24	92.20	104.20	103.87	93.93	132.10
五月	89.62	88.86	96.55	103.87	92.85	133.57
六月	86.64	92.51	90.21	103.87	90.28	136.95
七月	85.70	91.72	90.09	103.87	89.62	135.13
八月	84.61	89.53	91.88	103.87	89.05	134.27
九月	85.90	91.04	95.91	103.87	90.48	133.24
十月	82.03	89.66	92.39	103.87	87.39	132.06
十一月	81.70	89.30	91.15	103.87	86.98	131.66
十二月	83.84	89.41	95.77	103.87	88.79	132.22
1934						
一月	84.31	87.57	97.70	103.87	89.47	131.82
二月	85.29	87.65	98.01	103.87	90.15	131.93
三月	83.42	88.74	95.93	103.87	88.73	133.31
四月	80.52	87.01	96.24	103.87	86.84	133.71
五月	80.25	87.14	94.34	103.87	86.50	136.45
六月	78.62	87.09	92.58	103.87	85.21	136.59
七月	79.94	88.13	91.43	103.87	85.45	143.41
八月	92.14	84.82	114.77	103.87	86.84	159.31
九月	89.74	84.68	117.24	103.87	95.67	156.56
十月	84.65	85.02	114.02	103.87	91.96	150.77
十一月	84.21	86.53	113.06	103.87	90.96	149.21
十二月	88.76	84.51	117.34	103.87	95.00	152.50
1935						
一月	94.73	84.43	126.32	103.87	100.04	153.92
二月	93.29	84.54	111.48	103.87	97.04	150.08
三月	93.85	84.10	101.75	103.87	96.07	156.53
四月	94.95	81.62	93.49	103.87	95.40	158.83
五月	98.75	84.07	94.46	103.87	98.02	162.78
六月	98.03	82.09	93.82	103.87	97.36	163.00
七月	98.58	81.20	97.90	103.87	98.24	165.74
八月	102.15	82.40	97.20	103.87	100.40	166.29
九月	99.29	80.19	95.43	102.89	98.07	159.00
十月	101.51	80.71	95.49	99.93	99.02	155.28
十一月	108.99	81.92	116.98	99.93	106.88	159.87
十二月	111.91	84.43	122.56	99.93	109.67	156.01

表四： 天津工人生活費指數

Table IV. Index Numbers of the Cost of Living of Working Class in Tientsin

1926=100

丙. 每週平均

C. Weekly Averages, 1934-1935

各週計算終止日 Week ending:	食物	服用品	燃料與水	房租	總指數	General Index
	Foods	Clothing	Fuels, Light & Water	Rent	按銀元物價計 Prices in Dollar	按銅元物價計 Prices in Copper
1934						
一月Jan. 10	83.32	88.17	96.53	103.87	88.71	132.66
17	83.52	88.27	96.61	103.87	88.80	131.93
24	84.07	87.33	97.92	103.87	89.34	130.35
31	84.82	87.22	99.13	103.87	89.98	130.73
二月Feb. 7	84.99	87.51	98.39	103.87	90.00	131.31
14	85.06	87.84	98.01	103.87	90.01	131.32
21	85.39	88.19	98.01	103.87	90.25	131.67
28	84.70	87.72	96.72	103.87	89.59	132.34
三月Mar. 7	83.29	88.64	96.15	103.87	88.67	132.07
14	83.30	88.73	95.58	103.87	88.60	132.49
21	82.86	88.29	96.19	103.87	88.38	132.98
28	82.85	88.24	90.99	103.87	87.62	133.16
四月Apr. 4	80.51	87.38	92.52	103.87	85.75	130.84
11	80.26	86.98	96.47	103.87	86.14	131.96
18	80.23	86.47	97.74	103.87	86.28	132.16
25	80.58	86.73	95.47	103.87	86.85	133.58
五月May 2	79.53	86.66	95.20	103.87	86.14	134.58
9	78.35	86.77	94.60	103.87	85.32	132.25
16	79.29	87.84	94.34	103.87	85.94	135.83
23	81.02	87.93	94.34	103.87	87.04	137.57
30	81.06	88.06	94.09	103.87	87.04	137.57
六月June 6	80.83	87.24	94.86	103.87	86.95	137.42
13	78.52	87.51	93.14	103.87	85.26	135.26
20	77.47	86.55	91.11	103.87	84.24	135.70
27	76.35	86.84	89.81	103.87	83.36	136.82
七月July 4	77.70	86.96	89.34	103.87	84.15	141.88
11	78.23	89.16	91.55	103.87	84.95	142.98
18	79.62	91.18	90.67	103.87	85.83	143.84
25	83.78	87.54	92.09	103.87	88.43	147.91
八月Aug. 1	83.97	85.16	94.64	103.87	89.23	149.17
8	91.01	87.72	101.31	103.87	94.35	156.01
15	90.53	84.26	110.97	103.87	95.23	156.82
22	92.47	85.26	125.20	103.87	98.58	161.73
29	93.60	85.52	119.92	103.87	98.55	161.56
九月Sept. 5	93.79	84.94	123.87	103.87	99.20	162.75
12	91.14	84.06	116.30	103.87	96.38	157.31
19	90.99	82.44	116.02	103.87	96.14	154.58
26	87.56	83.67	117.48	103.87	94.26	155.00
十月Oct. 3	85.67	87.14	111.70	103.87	92.46	152.23
10	85.82	85.44	103.35	103.87	91.21	151.37
17	84.32	83.27	115.23	103.87	91.81	152.64
24	83.47	88.55	122.61	103.87	92.64	154.45
31	83.84	83.14	113.53	103.87	91.26	149.71
十一月Nov. 7	83.83	89.05	110.16	103.87	91.14	149.87
14	85.30	88.76	111.94	103.87	92.30	151.42
21	84.05	84.32	111.57	103.87	91.18	149.59
28	83.76	83.71	117.54	103.87	91.80	150.18
十二月Dec. 5	85.23	81.07	115.36	103.87	92.27	150.41
12	86.16	85.44	112.29	103.87	92.69	150.87
19	88.19	86.11	118.71	103.87	94.93	154.58
26	93.10	84.80	123.04	103.87	98.56	153.29
1935一月Jan. 2	91.83	85.29	118.92	103.87	97.22	154.10

表四：天津工人生活費指數

Table IV. Index Numbers of the Cost of Living of Working Class in Tientsin

1926=100

丙. 每週平均 (續)

C. Weekly Averages, 1934—1935 (Continued)

	食 物 Foods	服用品 Clothing	燃料與水 Fuels, Light & Water	房 租 Rent	總 指 數 General Index	
					按銀元物價計 Prices in Dollar	按銅元物價計 Prices in Copper
各週計算終止日 Week ending:						
1935						
一 月 Jan. 9	92.34	83.75	124.10	103.87	98.17	154.26
16	95.05	86.13	126.68	103.87	100.40	153.57
23	94.69	83.70	127.70	103.87	100.16	153.20
30	94.67	82.71	126.35	103.87	99.90	152.21
二 月 Feb. 6	95.30	84.88	114.75	103.87	98.80	150.98
13	93.68	83.69	108.92	103.87	96.87	147.80
20	94.27	86.64	115.77	103.87	98.40	152.61
27	89.57	83.01	101.95	103.87	93.24	147.45
三 月 Mar. 6	93.77	83.06	101.40	103.87	95.81	154.07
13	96.04	86.58	102.75	103.87	97.74	157.45
20	94.10	82.84	104.06	103.87	96.49	156.61
27	92.66	82.77	104.22	103.87	95.62	156.87
四 月 Apr. 3	92.68	85.11	96.12	103.87	94.59	157.56
10	95.94	80.50	86.68	103.87	94.90	156.84
17	93.96	82.73	97.96	103.87	95.53	158.68
24	94.76	80.33	95.25	103.87	95.46	159.44
五 月 May 1	94.83	83.09	93.21	103.87	95.38	159.60
8	96.76	84.13	96.41	103.87	97.11	162.71
15	98.44	82.55	96.17	103.87	97.99	162.69
22	98.71	83.97	96.40	103.87	98.28	164.00
29	100.64	81.22	88.25	103.87	98.06	160.65
六 月 June 5	99.51	83.42	94.77	103.87	98.49	162.71
12	97.45	83.14	92.97	103.87	96.94	162.05
19	99.07	78.67	93.13	103.87	97.66	163.71
26	97.78	83.97	94.41	103.87	97.42	163.82
七 月 July 3	97.02	81.54	95.07	103.87	96.89	163.67
10	97.41	76.93	96.70	103.87	97.07	163.83
17	97.55	81.95	95.07	103.87	97.24	164.18
24	97.56	81.42	101.88	103.87	98.23	165.70
31	100.49	84.53	97.68	103.87	99.60	167.87
八 月 Aug. 7	100.82	87.59	104.88	103.87	101.09	169.22
14	102.98	80.62	92.51	103.87	100.09	164.66
21	103.03	81.00	94.73	103.87	100.48	164.92
28	101.64	79.26	97.00	103.87	99.85	161.22
九 月 Sept. 4	102.85	80.84	99.36	103.87	101.05	160.79
11	101.83	78.25	99.77	103.87	100.32	160.69
18	98.25	82.60	94.54	103.87	97.63	158.91
25	97.89	79.45	92.35	103.87	96.87	158.70
十 月 Oct. 2	94.93	78.18	92.00	99.93	94.25	155.27
9	98.60	81.27	92.26	99.93	96.77	158.54
16	97.84	79.18	90.94	99.93	95.98	156.37
23	102.02	82.90	97.53	99.93	99.77	155.26
30	107.12	78.79	99.58	99.93	102.97	149.21
十一月 Nov. 6	110.33	82.60	117.40	99.93	107.81	157.62
13	108.86	82.96	119.21	99.93	107.19	158.83
20	107.38	81.15	116.21	99.93	105.72	160.67
27	107.31	80.40	114.59	99.93	105.39	160.17
十二月 Dec. 4	107.92	83.24	116.72	99.93	106.27	161.51
11	111.21	83.96	125.73	99.93	109.68	153.35
18	114.34	84.03	123.86	99.93	111.34	155.68
25	113.87	85.38	121.26	99.93	110.76	154.86
1936一月 Jan. 1	114.20	86.29	123.61	99.93	111.36	155.70

表五： 天津零售物價

Table V. Commodity Prices at Retail in Tientsin, 1926-1935

	米 Rice	美國白麵 Wheat flour Imported American	本地白麵 Wheat flour (Native)	北河 玉米面 Corn flour (Pei-ho)	山海關 玉米面 Corn flour (Shanhai-kuan)	西河小米 Millet (Hsi-ho)	北河綠豆 Beans, Green (Pei-ho)	切面 Wheat flour Vermicelli
	升 Sheng	斤 Catty	斤 Catty	斤 Catty	斤 Catty	升 Sheng	升 Sheng	斤 Catty
	\$	\$	\$	\$	\$	\$	\$	\$
1926	.133	.078	.078	.044	.048	.083	.085	.058
1927	.132	.078		.049		.091	.093	.063
1928	.124	.073		.056		.097	.106	.066
1929	.137	.081		.056		.093	.116	.071
1930	.155	.082		.057		.101	.102	.076
1931	.129	.075	.082	.048	.044	.085	.100	.067
1932	.111	.077	.081	.045	.043	.075	.105	.063
1933	.090	.067	.072	.040	.038	.069	.091	.059
1934	.094	.062	.066	.039	.036	.062	.071	.054
1935	*.119	*.065	*.069	*.045	*.044	*.080	*.090	*.057
1933								
一月	.104	.079	.086	.045	.043	.072	.107	.068
二月	.098	.075	.080	.044	.042	.068	.103	.066
三月	.097	.069	.075	.044	.041	.067	.100	.064
四月	.089	.065	.070	.041	.039	.063	.095	.061
五月	.091	.067	.071	.041	.039	.063	.095	.060
六月	.086	.065	.069	.040	.037	.062	.091	.056
七月	.087	.065	.069	.040	.038	.061	.088	.056
八月	.087	.064	.038	.039	.036	.060	.086	.056
九月	.089	.066	.070	.039	.036	.063	.087	.058
十月	.086	.064	.068	.037	.033	.060	.081	.056
十一月	.082	.064	.068	.037	.033	.058	.077	.053
十二月	.085	.065	.069	.038	.034	.060	.077	.053
1934								
一月	.086	.065	.068	.038	.034	.061	.079	.054
二月	.085	.067	.071	.038	.034	.061	.080	.054
三月	.082	.062	.066	.037	.033	.058	.076	.053
四月	.080	.059	.063	.035	.032	.058	.072	.052
五月	.083	.058	.062	.035	.032	.057	.070	.049
六月	.039	.057	.050	.035	.031	.056	.066	.048
七月	.099	.059	.062	.037	.036	.060	.066	.053
八月	.108	.067	.071	.048	.044	.066	.068	.062
九月	.106	.065	.070	.045	.041	.066	.066	.060
十月	.101	.062	.067	.041	.038	.065	.065	.055
十一月	.100	.063	.067	.041	.038	.066	.069	.053
十二月	.107	.065	.070	.044	.040	.065	.073	.055
1935								
一月	.113	.070	.074	.048	.044	.069	.080	.059
二月	.106	.068	.073	.047	.043	.069	.082	.058
三月	*.114	*.063	*.066	*.042	*.040	*.073	*.089	*.054
四月	.113	.062	.065	.041	.039	.076	.090	.055
五月	.119	.064	.067	.043	.042	.079	.095	.057
六月	.120	.062	.066	.044	.043	.078	.090	.057
七月	.121	.062	.066	.046	.045	.080	.090	.056
八月	.125	.063	.067	.049	.048	.085	.092	.057
九月	.119	.063	.067	.046	.045	.081	.087	.055
十月	.127	.067	.071	.047	.046	.084	.093	.059
十一月	.132	.072	.077	.051	.051	.091	.099	.064
十二月	.126	.075	.080	.051	.050	.091	.098	.067

* 自三日起米麵等重量單位改為市升或市斤

The prices were changed to be quoted as per "Shih Sheng" or "Shih Catty" since March 1935



表五：天津零售物價(續)

Table V. Commodity Prices at Retail in Tientsin, 1926-1934 (Continued)

	黃豆菜 Yellow Soy Bean Sprouts	綠豆菜 Green Soy Bean Sprouts	土豆 Potato	豆腐 Bean curd	大蔥 Onions	海帶 Seaweed, Long	小蝦米 Shrimps, Small	粉條 Bean flour Vermicelli	
	斤 Catty	斤 Catty	斤 Catty	斤 Catty	斤 Catty	斤 Catty	斤 Catty	斤 Catty	
	\$	\$	\$	\$	\$	\$	\$	\$	
1926	.018	.022	.027	.026	.027	.079	.152	.176	
1927	.023	.026	.036	.029	.036	.085	.151	.181	
1928	.025	.025	.038	.030	.036	.088	.150	.175	
1929	.023	.023	.038	.036	.033	.117	.164	.197	
1930	.025	.020	.039	.041	.027	.116	.177	.216	
1931	.030	.021	.046	.043	.035	.119	.235	.235	
1932	.029	.019	.038	.039	.034	.105	.225	.220	
1933	.023	.017	.029	.034	.024	.080	.189	.207	
1934	.022	.015	.035	.031	.024	.079	.174	.174	
1935	.024	.015	.027	.025	.020	.085	.177	.194	
1933									
一月	Jan.	.029	.020	.030	.039	.035	.089	.216	.225
二月	Feb.	.027	.019	.030	.038	.034	.081	.204	.225
三月	Mar.	.025	.019	.034	.037	.033	.080	.193	.213
四月	Apr.	.023	.017	.030	.034	.033	.076	.191	.198
五月	May	.021	.017	.030	.034	.034	.078	.191	.217
六月	June	.021	.016	.036	.032	.021	.076	.181	.216
七月	July	.021	.016	.021	.032	.013	.077	.187	.210
八月	Aug.	.021	.016	.021	.032	.013	.076	.188	.203
九月	Sept.	.021	.017	.022	.033	.014	.080	.190	.201
十月	Oct.	.021	.016	.025	.032	.012	.078	.179	.192
十一月	Nov.	.022	.016	.034	.032	.019	.081	.170	.192
十二月	Dec.	.024	.016	.037	.033	.024	.085	.176	.191
1934									
一月	Jan.	.023	.017	.045	.033	.024	.080	.179	.183
二月	Feb.	.023	.017	.045	.033	.023	.078	.172	.183
三月	Mar.	.021	.016	.045	.033	.024	.078	.175	.173
四月	Apr.	.022	.016	.041	.032	.032	.080	.188	.171
五月	May	.022	.015	.038	.031	.058	.078	.168	.169
六月	June	.022	.015	.037	.031	.031	.077	.166	.162
七月	July	.022	.013	.023	.029	.013	.078	.171	.158
八月	Aug.	.022	.015	.027	.030	.014	.080	.176	.169
九月	Sept.	.022	.014	.029	.030	.015	.077	.180	.178
十月	Oct.	.022	.014	.028	.029	.012	.079	.171	.178
十一月	Nov.	.022	.014	.029	.030	.017	.082	.172	.180
十二月	Dec.	.022	.015	.030	.027	.022	.083	.173	.182
1935									
一月	Jan.	.024	.016	.031	.026	.024	.083	.185	.193
二月	Feb.	.024	.016	.030	.026	.024	.081	.181	.191
三月	Mar.	.022	.015	.025	.024	.022	.078	.174	.187
四月	Apr.	.021	.014	.022	.024	.021	.077	.170	.184
五月	May	.024	.015	.027	.024	.028	.079	.168	.188
六月	June	.025	.015	.030	.024	.017	.078	.169	.185
七月	July	.025	.014	.025	.023	.013	.078	.169	.192
八月	Aug.	.026	.015	.024	.024	.014	.080	.176	.194
九月	Sept.	.026	.015	.024	.024	.014	.083	.181	.194
十月	Oct.	.025	.015	.024	.025	.014	.085	.179	.195
十一月	Nov.	.025	.016	.027	.027	.018	.096	.184	.206
十二月	Dec.	.026	.017	.038	.028	.028	.117	.188	.213

表五：天津零售物價(續)

Table V. Commodity Prices at Retail in Tientsin, 1926-1935 (Continued)

	大白菜 Cabbage, large	菲菜 Allium odorum	蘿卜 Turnips, green	香油 Sesamum oil	食鹽 Salt	麵醬 Soypaste	猪肉 Pork	羊肉 Mutton
	斤 Catty	斤 Catty	斤 Catty	斤 Catty	斤 Catty	斤 Catty	斤 Catty	斤 Catty
	\$	\$	\$	\$	\$	\$	\$	\$
1926	.017	.038		.293	.074	.071	.249	.209
1927	.022	.049		.342	.084	.079	.263	.227
1928	.022	.034		.326	.084	.080	.313	.292
1929	.028	.033		.323	.088	.094	.303	.294
1930	.026	.042		.264	.091	.085	.324	.303
1931	.023	.041		.294	.103	.091	.315	.312
1932	.018	.028	.017	.285	.104	.092	.285	.281
1933	.017	.027	.014	.200	.109	.091	.254	.251
1934	.013	.023	.013	.169	.117	.090	.220	.234
1935	.011	.023	.012	.204	.122	.090	*.228	.241
1933								
一月	Jan. .020		.015	.234	.112	.098	.283	.256
二月	Feb. .020		.015	.225	.109	.094	.272	.258
三月	Mar. .021		.015	.218	.108	.093	.257	.269
四月	Apr. .021	.048		.201	.105	.089	.231	.262
五月	May .021	.030		.197	.112	.087	.243	.265
六月	June .021	.023		.192	.109	.087	.248	.278
七月	July .021	.021		.198	.108	.091	.249	.284
八月	Aug. .021	.020		.199	.109	.091	.264	.272
九月	Sept. .021	.022		.197	.112	.094	.271	.234
十月	Oct. .013		.013	.185	.109	.090	.253	.218
十一月	Nov. .014		.012	.170	.109	.090	.247	.212
十二月	Dec. .015		.012	.178	.111	.092	.228	.207
1934								
一月	Jan. .015		.013	.179	.112	.093	.227	.222
二月	Feb. .016		.013	.180	.113	.094	.233	.233
三月	Mar. .020		.012	.171	.116	.091	.243	.244
四月	Apr. .020	.040		.157	.118	.091	.223	.243
五月	May .020	.026		.150	.118	.091	.215	.259
六月	June .020	.016		.152	.118	.091	.209	.270
七月	July .020	.018		.158	.115	.084	.200	.242
八月	Aug. .020	.017		.187	.118	.089	.207	.229
九月	Sept. .020	.025		.177	.119	.088	.211	.212
十月	Oct. .008		.017	.169	.118	.087	.224	.217
十一月	Nov. .008		.010	.169	.119	.089	.217	.214
十二月	Dec. .011		.010	.179	.121	.092	.228	.218
1935								
一月	Jan. .011		.011	.193	.127	.094	.224	.239
二月	Feb. .011		.010	.212	.126	.094	.240	.248
三月	Mar. .009		.008	.206	.120	.088	*.227	.242
四月	Apr. .009	.033		.195	.117	.085	.226	.266
五月	May .009	.025		.197	.117	.087	.223	.280
六月	June .009	.023		.195	.116	.087	.216	.253
七月	July .009	.021		.192	.115	.085	.215	.244
八月	Aug. .009	.018		.198	.118	.087	.230	.239
九月	Sept. .009	.020		.198	.120	.089	.245	.217
十月	Oct. .010		.013	.200	.122	.089	.245	.211
十一月	Nov. .012		.013	.224	.130	.095	.245	.212
十二月	Dec. .015		.014	.241	.131	.099	.246	.237

* 自三月起猪肉之重量單位改爲市斤

The price was changed to be quoted as per "Shih Catty" since March 1935

表五：天津零售物價(續)

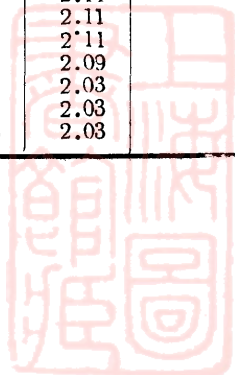
Table V. Commodity Prices at Retail in Tientsin, 1926-1935(Continued)

	牛肉 Beef	東洋 市漂布 Shirting, white, Japanese	本地 白市布 Shirting, white, Native	本地 色市布 Shirting, color, Native	東洋 色市布 Shirting, color, Japanese	東洋 直貢呢 Sateen Drills, Japanese	本地 花條布 Drills, Native	
	斤 Catty	尺 Ch'ih	尺 Ch'ih	尺 Ch'ih	尺 Ch'ih	尺 Ch'ih	尺 Ch'ih	
	\$	\$	\$	\$	\$	\$	\$	
1926	.169	.110	.090	.126	.122	.155	.048	
1927	.194	.110	.086	.126	.127	.152	.050	
1928	.232	.114	.103	.130	.130	.154	.053	
1929	.233	.126	.104	.132	.127	.160	.058	
1930	.272	.137	.093	.127	.128	.163	.067	
1931	.282	.146	.104	.128	.155	.206	.082	
1932	.246	.114	.086	.113	.148	.157	.078	
1933	.205	.105	.079	.101	.134	.139	.066	
1934	.187	.105	.071	.098	.121	.138	.063	
1935	.186	.093	.071	.094	.112	.128	.059	
1933								
一月	Jan.	.221	.107	.084	.100	.143	.143	.077
二月	Feb.	.218	.106	.083	.100	.140	.146	.076
三月	Mar.	.210	.108	.083	.100	.134	.132	.073
四月	Apr.	.198	.105	.080	.101	.137	.132	.070
五月	May	.212	.104	.076	.102	.130	.130	.058
六月	June	.212	.108	.082	.104	.131	.131	.066
七月	July	.208	.101	.075	.105	.130	.141	.065
八月	Aug.	.205	.104	.074	.099	.138	.136	.055
九月	Sept.	.205	.104	.075	.102	.136	.144	.064
十月	Oct.	.202	.107	.079	.098	.136	.148	.061
十一月	Nov.	.193	.102	.076	.101	.127	.145	.061
十二月	Dec.	.180	.104	.076	.101	.131	.137	.061
1934								
一月	Jan.	.181	.106	.072	.097	.128	.141	.064
二月	Feb.	.192	.106	.070	.098	.127	.147	.063
三月	Mar.	.199	.109	.073	.099	.131	.140	.063
四月	Apr.	.193	.106	.070	.099	.125	.138	.062
五月	May	.179	.110	.070	.099	.124	.133	.066
六月	June	.190	.108	.071	.098	.124	.131	.064
七月	July	.188	.107	.073	.098	.120	.144	.067
八月	Aug.	.181	.107	.073	.094	.120	.143	.059
九月	Sept.	.189	.103	.071	.095	.115	.138	.062
十月	Oct.	.188	.104	.072	.096	.115	.136	.061
十一月	Nov.	.180	.096	.071	.101	.112	.133	.062
十二月	Dec.	.182	.098	.069	.097	.112	.132	.062
1935								
一月	Jan.	.195	.098	.070	0.97	.114	.131	.060
二月	Feb.	.199	.101	.071	0.97	.112	.132	.060
三月	Mar.	.186	.101	.071	0.97	.115	.133	.056
四月	Apr.	.194	.097	.072	0.92	.109	.129	.058
五月	May	.185	.099	.071	0.95	.116	.129	.061
六月	June	.186	.100	.069	0.93	.109	.130	.060
七月	July	.178	.097	.069	0.92	.109	.126	.059
八月	Aug.	.183	.101	.070	0.93	.110	.126	.051
九月	Sept.	.183	.097	.068	0.91	.108	.123	.058
十月	Oct.	.181	.096	.069	0.91	.111	.121	.059
十一月	Nov.	.184	.095	.070	0.92	.115	.127	.059
十二月	Dec.	.175	.092	.076	0.95	.114	.124	.062

表五：天津零售物價(續)

Table V. Commodity Prices at Retail in Tientsin, 1926 1935 (Continued)

	煤球 Coal ball	木炭 Charcoal	柴禾 Fire Wood	煤油 Petroleum	自來水 Water	土房 Rent	灰房 Rent
	斤 Catty	斤 Catty	斤 Catty	斤 Catty	担 Tan	間月 Room per Month	間月 Room per Month
	\$	\$	\$	\$	\$	\$	\$
1926	.0074	.046	.012	.044	.018	1.87	2.10
1927	.0077	.055	.010	.067	.016	1.92	2.14
1928	.0072	.059	.011	.081	.015	1.97	2.24
1929	.0084	.077	.013	.088	.015	2.00	2.23
1930	.0076	.062	.013	.124	.015	2.07	2.09
1931	.0079	.065	.011	.183	.016	2.06	2.03
1932	.0072	.065	.0097	.161	.015	2.03	2.01
1933	.0064	.058	.0085	.120	.014	2.01	1.99
1934	.0058	.053	.0093	.127	.013	2.11	
1935	.0059	.052	.0090	.137	.012	2.09	
1933							
一月	Jan.	.0072	.066	.0398	.172	.016	2.01
二月	Feb.	.0070	.063	.0034	.164	.015	2.01
三月	Mar.	.0068	.062	.0392	.162	.015	2.01
四月	Apr.	.0035	.058	.0086	.131	.014	2.01
五月	May	.0064	.058	.0035	.103	.014	2.01
六月	June	.0063	.055	.0080	.093	.013	2.01
七月	July	.0060	.056	.0081	.093	.013	2.01
八月	Aug.	.0030	.056	.0081	.100	.013	2.01
九月	Sept.	.0062	.057	.0083	.110	.013	2.01
十月	Oct.	.0060	.056	.0081	.102	.013	2.01
十一月	Nov.	.0060	.056	.0080	.099	.013	2.01
十二月	Dec.	.0061	.057	.0081	.114	.013	2.01
1934							
一月	Jan.	.0062	.057	.0083	.117	.013	2.01
二月	Feb.	.0063	.058	.0083	.117	.013	2.01
三月	Mar.	.0061	.056	.0081	.115	.013	2.01
四月	Apr.	.0059	.055	.0079	.122	.013	2.01
五月	May	.0058	.053	.0078	.118	.013	2.01
六月	June	.0057	.052	.0076	.116	.013	2.01
七月	July	.0055	.048	.0072	.122	.013	2.01
八月	Aug.	.0056	.050	.0115	.133	.013	2.01
九月	Sept.	.0056	.050	.0117	.139	.013	2.01
十月	Oct.	.0056	.051	.0111	.140	.012	2.11
十一月	Nov.	.0056	.051	.0110	.141	.011	2.11
十二月	Dec.	.0060	.054	.0115	.144	.011	2.11
1935							
一月	Jan.	.0063	.056	.0128	.149	.012	2.11
二月	Feb.	.0061	.055	.0098	.148	.012	2.11
三月	Mar.	.0057	.051	.0087	.138	.011	2.11
四月	Apr.	.0057	.050	.0075	.128	.011	2.11
五月	May	.0056	.050	.0077	.129	.011	2.11
六月	June	.0055	.049	.0078	.125	.011	2.11
七月	July	.0056	.048	.0038	.123	.011	2.11
八月	Aug.	.0057	.050	.0084	.126	.011	2.11
九月	Sept.	.0058	.051	.0079	.127	.011	2.09
十月	Oct.	.0060	.053	.0074	.131	.012	2.03
十一月	Nov.	.0033	.052	.0105	.155	.012	2.03
十二月	Dec.	.0065	.057	.0108	.165	.013	2.03



表六： 上海對外匯率及外匯指數

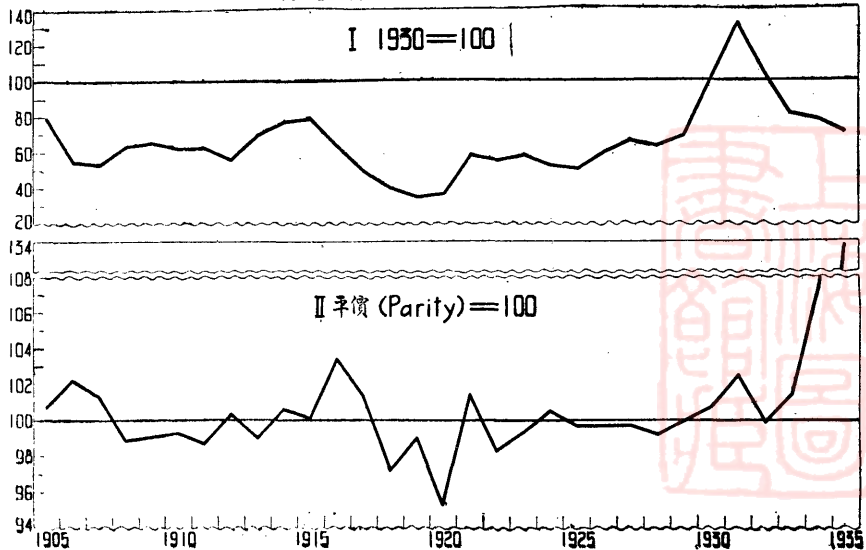
Table VI. Foreign Exchange Rates and their Index Numbers in Shanghai

甲. 每年平均
A. Yearly Averages, 1905-1935

	英匯匯價	美匯匯價	法匯匯價	日匯匯價	外匯指數 Index Numbers	
	Rates on London	Rates on New York	Rates on Paris	Rates on Tokyo	1930=100	平價 Parity=100
	便士 Pence	美元 U. S. dollar	法郎 Franc	日元 Yen		
1905	32.33	65.22	3.38	75.86	79.45	100.7
1906	34.92	70.63	3.66	70.12	54.88	102.2
1907	34.69	71.09	3.66	70.41	53.08	101.3
1908	28.73	58.48	3.03	84.96	63.54	98.9
1909	27.87	56.86	2.96	87.72	63.31	99.1
1910	28.97	58.65	3.04	84.42	62.12	99.3
1911	28.97	58.73	3.03	84.23	62.38	98.7
1912	32.65	63.25	3.41	75.24	56.24	100.3
1913	32.34	65.83	3.43	75.41	69.98	99.0
1914	29.29	59.59	3.09	83.62	77.20	100.6
1915	27.71	54.97	3.03	89.14	78.96	100.1
1916	35.31	69.85	4.11	72.79	63.51	103.4
1917	45.75	90.71	5.55	58.52	49.45	101.3
1918	56.16	111.33	6.31	47.51	40.02	97.2
1919	66.38	123.17	8.54	41.48	34.94	99.0
1920	72.93	111.00	15.28	46.62	37.02	95.3
1921	42.46	67.69	9.31	71.00	58.08	101.4
1922	40.23	74.27	9.12	64.84	55.55	98.3
1923	37.47	71.03	11.77	68.66	58.41	99.3
1924	39.33	72.40	14.01	57.36	52.77	100.5
1925	37.54	75.54	16.02	54.47	50.69	99.7
1926	33.63	68.03	21.56	69.99	59.34	99.7
1927	30.32	61.70	19.63	77.30	66.32	99.7
1928	31.43	63.73	16.24	74.67	63.42	99.2
1929	28.91	58.46	14.76	79.30	69.02	99.9
1930	20.65	41.85	10.53	119.69	100.00	100.7
1931	16.78	31.17	7.81	157.64	131.93	102.5
1932	21.10	30.77	7.74	92.53	104.35	99.9
1933	15.01	26.63	5.22	102.66	81.60	101.4
1934	16.31	34.26	5.15	115.00	78.27	107.3
1935	17.97	36.70	5.49	127.70	71.60	133.8

圖四 上海外匯指數

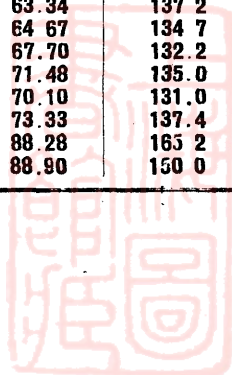
CHART IV INDEX NUMBERS OF FOREIGN EXCHANGE RATES IN SHANGHAI 1905-1935



表六： 上海對外匯率及外匯指數
Table VI. Foreign Exchange Rates and their Index Numbers
in Shanghai

乙. 每月平均
B. Monthly Averages, 1932-1935

	英匯匯價 Rates on London	美匯匯價 Rates on New York	法匯匯價 Rates on Paris	日匯匯價 Rates on Tokyo	外匯指數 Index Numbers	
					1930=100	平價Parity=100
	便士 Pence	美元 U.S.dollar	法郎 Franc	日元 Yen		
1932						
一月	Jan. 23.00	32.81	8.19	110.58	106.12	100.6
二月	Feb. 23.01	33.10	8.31	106.07	103.76	100.4
三月	Mar. 21.87	33.01	8.32	98.94	102.10	99.3
四月	Apr. 20.05	31.19	7.86	106.41	109.07	99.7
五月	May 20.00	30.68	7.66	106.90	110.39	100.4
六月	June 19.93	30.23	7.60	101.42	109.06	100.1
七月	July 19.90	29.49	7.42	95.33	108.24	100.2
八月	Aug. 21.11	30.58	7.74	82.18	100.37	100.6
九月	Sept. 21.27	30.77	7.77	78.67	98.93	99.8
十月	Oct. 21.21	30.19	7.62	77.95	99.58	99.2
十一月	Nov. 21.56	29.23	7.41	70.45	98.98	99.7
十二月	Dec. 20.28	27.95	7.00	75.46	103.80	98.9
1933						
一月	Jan. 19.97	27.98	7.05	74.25	93.68	99.2
二月	Feb. 19.97	28.54	7.14	72.93	92.42	100.7
三月	Mar. 20.58	30.26	7.32	73.64	89.67	102.7
四月	Apr. 14.60	21.75	5.21	98.13	89.65	108.1
五月	May 15.02	24.67	5.25	101.98	83.71	108.8
六月	June 15.24	26.29	5.40	101.54	81.59	104.9
七月	July 15.21	29.44	5.35	101.56	78.83	99.4
八月	Aug. 14.99	28.18	5.20	103.61	79.48	98.7
九月	Sept. 15.34	29.73	5.08	103.70	76.29	99.4
十月	Oct. 15.37	30.26	5.09	107.55	76.20	98.4
十一月	Nov. 15.45	33.18	5.24	108.69	73.37	99.4
十二月	Dec. 15.66	33.62	5.40	103.78	72.72	99.4
1934						
一月	Jan. 16.16	34.05	5.41	112.73	79.13	99.1
二月	Feb. 16.45	34.57	5.25	115.43	78.06	100.7
三月	Mar. 16.36	34.77	5.20	115.52	78.41	101.5
四月	Apr. 16.12	34.49	5.18	113.48	79.05	101.2
五月	May 15.33	32.61	4.87	107.56	84.05	103.9
六月	June 15.75	33.13	4.96	110.49	82.02	104.3
七月	July 16.17	34.07	5.10	113.49	79.84	104.2
八月	Aug. 16.56	35.04	5.20	116.30	77.13	106.6
九月	Sept. 17.15	35.70	5.28	119.59	75.30	105.7
十月	Oct. 16.92	34.89	5.19	121.58	76.04	115.1
十一月	Nov. 16.12	33.54	5.01	115.00	79.41	123.7
十二月	Dec. 16.60	34.30	5.10	118.77	77.44	121.9
1935						
一月	Jan. 17.23	35.10	5.23	123.35	75.20	119.0
二月	Feb. 18.08	36.73	5.51	129.18	71.69	113.7
三月	Mar. 19.38	38.62	5.73	137.42	67.84	117.4
四月	Apr. 19.26	38.86	5.84	136.69	67.32	132.3
五月	May 20.30	41.37	6.22	143.87	63.34	137.2
六月	June 19.76	40.65	6.10	140.09	64.67	134.7
七月	July 18.86	38.94	5.85	133.65	67.70	132.2
八月	Aug. 17.90	37.13	5.51	126.12	71.48	135.0
九月	Sept. 18.33	37.68	5.59	130.03	70.10	131.0
十月	Oct. 17.56	35.86	5.38	125.13	73.33	137.4
十一月	Nov. 14.53	29.84	4.49	103.92	88.28	165.2
十二月	Dec. 14.42	29.61	4.47	102.98	88.90	150.0



表六： 上海對外匯率及外匯指數

Table VI. Foreign Exchange Rates and their Index Numbers

in Shanghai

丙. 每週平均

C. Weekly Averages, 1934-1935

	英匯匯價	美匯匯價	法匯匯價	日匯匯價	外匯指數
	Rates on London	Rates on New York	Rates on Paris	Rates on Tokyo	Index Numbers
	便士 Pence	美元 U. S. dollar	法郎 Franc	日元 Yen	1930=100
各週計算終止日 Week ending: 1934					
一月 Jan. 5	15.96	34.04	5.44	110.17	79.74
12	16.05	34.13	5.50	111.71	79.17
19	16.30	34.47	5.44	114.23	78.17
26	16.25	33.79	5.35	113.83	79.14
二月 Feb. 2	15.24	33.80	5.31	113.73	79.24
9	16.29	33.77	5.26	113.67	79.34
16	16.36	34.31	5.25	114.54	78.53
23	16.60	35.20	5.27	117.04	77.01
三月 Mar. 2	16.53	35.00	5.23	116.48	77.48
9	16.44	34.80	5.20	115.94	77.99
16	16.52	35.26	5.25	116.46	77.33
23	16.27	34.55	5.19	114.96	78.61
30	16.21	34.46	5.17	114.72	78.85
四月 Apr. 6	16.20	34.80	5.23	114.72	78.46
13	16.43	34.89	5.22	114.63	78.18
20	16.09	34.55	5.17	113.85	79.08
27	15.69	33.71	5.10	110.73	81.12
五月 May 4	15.05	32.17	4.77	105.50	85.42
11	15.31	32.51	4.86	107.21	84.28
18	15.30	32.57	4.87	107.29	84.15
25	15.50	33.05	4.92	103.03	83.01
六月 June 1	15.49	32.76	4.92	108.75	83.34
8	15.52	32.72	4.93	108.67	83.14
15	15.64	32.95	4.94	109.75	82.41
22	15.70	33.07	4.93	110.10	82.19
29	16.06	33.79	5.04	112.61	80.43
七月 July 6	16.33	34.36	5.12	114.66	79.08
13	16.23	34.25	5.11	113.79	79.47
20	16.18	33.99	5.09	113.52	79.85
27	16.07	33.80	5.10	112.90	80.31
八月 Aug. 3	16.16	33.74	5.10	113.31	80.16
10	16.55	34.89	5.17	116.13	77.69
17	16.58	35.31	5.24	117.02	78.93
24	16.58	35.21	5.22	116.44	77.16
31	16.70	35.21	5.20	116.85	77.01
九月 Sept. 7	17.15	35.58	5.27	118.94	75.53
14	17.01	35.48	5.24	118.54	75.87
21	17.06	35.59	5.28	118.94	75.60
28	17.33	36.04	5.33	121.38	74.85
十月 Oct. 5	17.60	36.23	5.39	125.50	73.24
12	17.84	36.34	5.44	126.98	72.67
19	17.18	35.51	5.26	123.96	74.75
26	15.94	32.97	4.90	115.71	80.30
十一月 Nov. 2	16.01	33.22	4.95	114.71	80.08
9	15.93	33.23	4.97	113.96	80.18
16	16.31	34.00	5.07	116.21	78.45
23	16.08	33.50	5.01	115.23	79.56
30	16.16	33.56	5.02	114.92	79.38
十二月 Dec. 7	16.44	33.96	5.05	117.04	78.18
14	16.80	34.64	5.12	119.79	76.69
21	16.45	34.22	5.11	118.83	77.56
28	16.64	34.20	5.09	118.63	77.45

表六： 上海對外匯率及外匯指數

Table VI. Foreign Exchange Rates and their Index Numbers in Shanghai

丙. 每週平均(續)


C. Weekly Averages, 1934-1935 (Continued)

	英匯匯價	美匯匯價	法匯匯價	日匯匯價	外匯指數
	Rates on London	Rates on New York	Rates on Paris	Rates on Tokyo	Index Numbers
	便士 Pence	美元 U.S.dollar	法郎 Franc	日元 Yen	1930=100
各週計算終止日 Week ending: 1935					
一月 Jan. 4	16.88	34.71	5.16	120.92	76 41
11	16.78	34.74	5.15	121.29	76 49
18	17.08	34.81	5.17	122.42	75 86
25	17.30	35.22	5.26	123.92	74 97
二月 Feb. 1	17.68	35.78	5.43	126.50	73 47
8	17.45	35.47	5.38	124.97	74 20
15	17.88	36.34	5.42	127.46	72 56
22	18.19	36.52	5.53	129.79	71 76
三月 Mar. 1	18.86	38.23	5.64	134.38	69 03
8	19.75	39.45	5.80	139.84	66 48
15	19.32	38.31	5.66	136.63	68 31
22	19.31	38.46	5.74	137.29	68 03
29	19.27	38.25	5.74	137.04	68 21
四月 Apr. 5	18.58	37.48	5.59	132.54	69 02
12	18.76	37.85	5.67	133.64	69 10
19	19.39	39.19	5.91	136.90	66 90
26	19.81	39.95	6.02	140.08	65 52
五月 May 3	20.42	41.08	6.15	144.21	63 69
10	20.29	40.92	6.16	143.65	63 64
17	20.31	41.23	6.22	144.13	63 40
24	20.27	41.65	6.25	143.58	63 11
31	20.30	41.76	6.25	144.04	62 94
六月 June 7	20.05	41.24	6.18	142.30	63 68
14	19.91	40.94	6.12	141.25	64 17
21	19.83	40.80	6.15	140.67	64 39
28	19.39	39.95	6.00	137.38	65 83
七月 July 5	19.19	39.48	5.94	135.94	66 61
12	19.04	39.34	5.91	134.92	66 99
19	18.86	38.99	5.86	133.83	67 55
26	18.83	38.91	5.85	133.54	67 74
八月 Aug. 2	18.36	37.82	5.67	129.67	69 64
9	17.95	37.10	5.55	126.65	71 43
16	17.70	36.70	5.50	125.04	72 17
23	17.88	37.07	5.47	125.71	71 69
30	17.92	37.50	5.51	126.29	71 18
九月 Sept. 6	17.94	37.03	5.53	126.50	71 54
13	18.11	37.24	5.53	128.35	71 04
20	18.70	38.48	5.64	132.67	68 79
27	18.38	37.65	5.63	130.88	70 02
十月 Oct. 4	18.69	38.14	5.65	132.58	69 04
11	18.39	37.47	5.63	131.00	70 12
18	18.02	36.89	5.55	128.79	71 29
25	17.07	34.96	5.25	121.83	75 28
十一月 Nov. 1	15.66	31.96	4.80	111.71	82 25
8	14.61	30.14	4.49	104.31	87 72
15	14.47	29.70	4.47	103.46	88 73
22	14.43	29.59	4.47	103.46	88 91
29	14.53	29.79	4.49	103.94	88 40
十二月 Dec. 6	14.48	29.78	4.48	103.81	88 42
13	14.45	29.67	4.46	103.35	88 69
20	14.38	29.52	4.46	102.46	89 20
27	14.38	29.50	4.48	102.47	89 17
1936一月 Jan. 3	14.38	29.50	4.48	102.38	89 19

表七： 中國進出口物量物價與物物交易率指數

Table VII. Index Numbers of Quantities and Prices of Imports and Exports and of Barter Terms of Trade in China
1867-1935, 1913=100

	物量指數 Quantity Indices		物價指數 Price Indices		物物交易率指數 Indices of Barter Terms of Trade	
	進口 Import Qi	出口 Export Qe	進口 Import Pi	出口 Export Pe	總交易率 Gross Qe/Qi	淨交易率 Net Pi/Pe
1867	24.7	31.9	46.9	45.1	129.1	104.0
1868	25.4	33.7	46.9	51.7	132.7	90.7
1869	26.4	35.4	47.9	47.8	134.1	100.2
1870	25.9	33.3	46.7	46.1	128.6	101.3
1871	28.1	39.4	47.4	47.2	140.2	100.4
1872	27.9	43.3	45.8	48.7	155.2	95.2
1873	27.3	39.1	46.3	49.6	143.2	93.3
1874	31.5	40.1	38.5	45.9	127.3	83.9
1875	33.8	42.2	35.3	40.6	124.9	86.9
1876	36.3	42.8	33.8	47.1	117.9	71.8
1877	36.1	40.8	35.5	40.8	113.0	87.0
1878	34.9	41.4	35.7	40.2	118.6	88.8
1879	40.8	43.2	35.2	41.3	105.9	85.2
1880	36.2	47.2	38.3	41.1	130.4	93.2
1881	40.8	43.5	39.6	40.5	106.6	97.8
1882	36.4	45.9	37.6	36.2	126.1	103.9
1883	35.0	47.2	37.1	36.8	134.9	100.8
1884	34.5	50.6	37.1	32.9	146.7	112.8
1885	40.5	47.6	38.1	33.9	117.5	112.4
1886	35.3	54.2	43.3	35.3	153.5	122.7
1887	41.6	41.2	43.0	51.8	99.0	83.0
1888	50.3	43.6	43.6	52.4	86.7	83.2
1889	44.0	45.2	44.3	53.3	102.7	83.1
1890	54.8	42.0	40.7	51.5	76.6	79.0
1891	60.8	47.9	38.7	52.3	78.8	74.0
1892	59.9	49.8	39.6	51.4	83.1	77.0
1893	59.4	57.2	44.7	50.8	96.3	88.0
1894	45.3	60.1	62.8	52.8	132.7	118.9
1895	45.8	66.3	66.1	53.5	144.8	123.6
1896	53.2	56.4	67.1	57.7	106.0	116.3
1897	49.7	61.6	71.8	66.1	123.9	108.6
1898	51.3	63.4	71.9	62.3	123.6	115.4
1899	69.2	62.5	67.2	78.0	90.3	86.2
1900	49.5	54.9	74.8	72.1	110.9	103.7
1901	62.5	59.8	75.3	70.6	95.7	106.7
1902	70.9	65.1	78.0	81.7	91.8	95.5
1903	65.1	59.8	88.3	89.0	91.9	99.2
1904	69.2	64.0	87.2	92.7	92.5	94.1
1905	96.6	62.5	81.2	90.4	64.7	89.8
1906	95.3	64.6	75.4	90.6	67.8	83.2
1907	88.7	67.1	82.3	97.6	75.6	84.3
1908	72.7	73.0	95.4	94.1	100.4	101.4
1909	77.1	92.9	95.1	90.5	120.5	105.1
1910	79.2	102.9	102.5	91.8	129.9	111.7
1911	80.9	102.1	102.2	91.5	126.2	111.7
1912	82.8	103.8	107.0	88.6	125.4	112.9
1913	100.0	100.0	100.0	100.0	100.0	100.0
1914	91.6	83.8	108.9	105.4	91.5	103.3
1915	70.3	95.5	113.0	107.8	137.1	104.8
1916	73.8	102.3	122.4	117.0	138.8	104.6
1917	73.5	103.3	131.0	106.2	147.5	123.4
1918	66.2	105.5	147.0	114.5	159.6	128.4
1919	75.5	140.0	150.2	112.0	185.7	134.1
1920	76.0	119.3	175.7	112.9	157.2	155.6

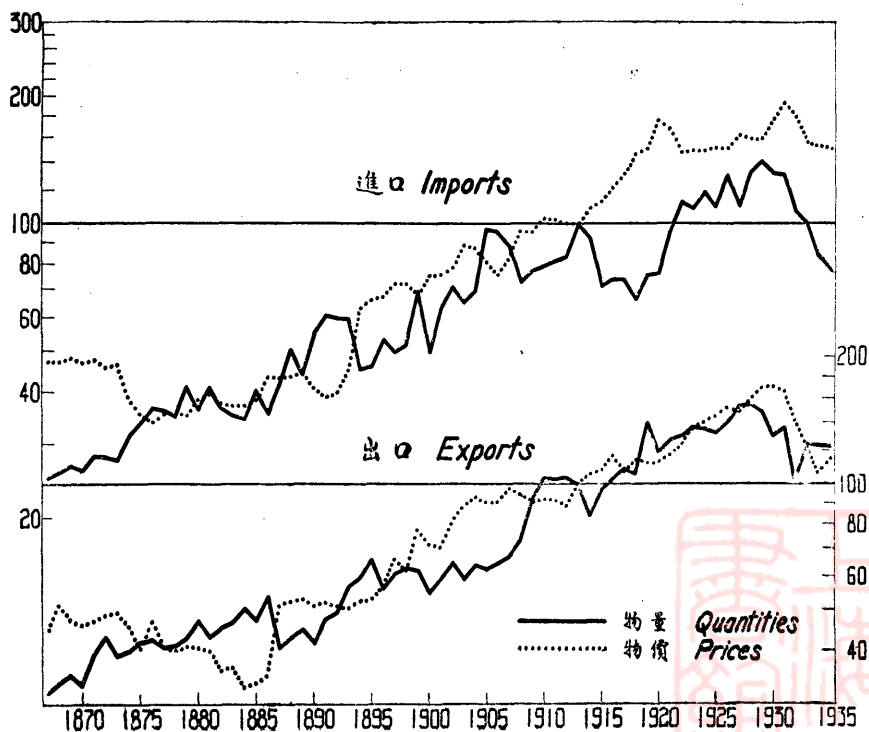


表七： 中國進出口物量物價與物物交易率指數(續)
 Table VII. Index Numbers of Quantities and Prices of Imports and Exports and of Barter Terms of Trade in China (Continued)
 1867-1935, 1913=100

	物量指數 Quantity Indices		物價指數 Price Indices		物物交易率指數 Indices of Barter Terms of Trade	
	進口 Import Qi	出口 Export Qe	進口 Import Pi	出口 Export Pe	總交易率 Gross Qe/Qi	淨交易率 Net Pi/Pe
	1921	94.7	126.9	167.4	117.6	134.0
1922	112.6	130.5	146.8	124.7	115.9	117.7
1923	108.5	137.3	148.7	136.3	126.5	109.1
1924	119.6	136.6	148.8	141.2	114.2	105.4
1925	109.9	132.9	151.0	145.9	120.9	103.5
1926	130.7	141.1	150.8	152.8	108.0	98.7
1927	109.9	154.1	161.7	148.9	140.2	108.6
1928	131.7	156.1	159.1	158.4	118.5	100.4
1929	140.1	148.9	158.1	169.8	106.3	93.1
1930	131.3	130.8	174.7	170.4	99.6	102.5
1931	130.1	136.2	192.9	166.3	104.7	116.0
1932	106.2	100.6	180.1	140.0	94.7	128.6
1933	99.2	124.7	154.8	121.4	125.7	127.5
1934	84.1	124.2	154.5	106.3	150.2	145.4
1935	77.2	122.7	150.3	115.0	169.2	131.0

圖五 中國進出口物量物價指數

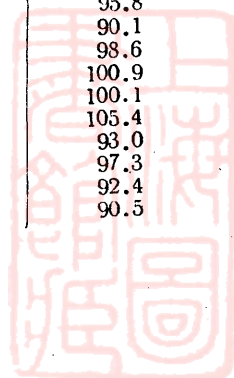
CHART V INDEX NUMBERS OF QUANTITIES AND PRICES OF IMPORTS AND EXPORTS IN CHINA
 1867-1935 1913=100



表八： 中國進出口物量物價調節指數

Table VIII. Adjusted Index Numbers of Quantities and Prices of Imports & Exports in China
長期趨勢線 (Ordinate of trend)=100

	物量指數 Quantity Indices		物價指數 Price Indices	
	進口 Import	出口 Export	進口 Import	出口 Export
1867	92.5	72.3	111.9	99.8
1868	93.4	78.0	113.8	115.7
1869	95.9	83.5	118.0	108.1
1870	91.2	79.7	116.2	105.3
1871	96.6	95.6	119.1	108.5
1872	93.9	105.4	115.9	113.9
1873	89.8	97.0	117.8	115.3
1874	101.0	100.5	98.2	107.0
1875	105.0	106.0	90.1	94.6
1876	110.7	108.1	85.2	109.5
1877	107.4	103.0	89.9	94.9
1878	101.2	104.5	89.7	92.8
1879	115.6	108.8	87.8	94.7
1880	99.7	118.0	94.3	93.4
1881	109.4	108.2	96.4	91.0
1882	95.0	112.8	90.0	80.6
1883	89.1	114.8	87.1	80.7
1884	85.6	121.6	85.3	71.1
1885	97.8	112.5	85.8	72.0
1886	82.9	126.0	95.4	73.1
1887	95.2	93.8	92.5	106.1
1888	112.0	97.3	91.4	105.0
1889	95.4	98.7	90.2	104.5
1890	115.9	89.6	80.6	98.7
1891	124.8	99.6	74.4	97.8
1892	119.8	100.8	73.9	94.0
1893	115.8	112.8	80.8	90.4
1894	86.0	115.4	110.0	91.5
1895	84.8	123.5	112.0	90.2
1896	95.7	102.0	110.0	94.6
1897	87.2	108.1	114.0	105.6
1898	87.7	107.8	110.3	96.6
1899	115.3	102.5	99.7	117.5
1900	80.4	87.6	107.2	105.4
1901	98.9	92.4	104.3	100.1
1902	109.2	97.3	104.1	112.7
1903	97.9	86.5	113.9	119.0
1904	101.5	89.6	108.7	120.2
1905	138.2	84.6	97.8	113.7
1906	132.9	84.7	87.8	110.5
1907	120.7	84.9	92.6	114.6
1908	96.5	89.5	103.6	108.0
1909	100.0	110.2	99.8	100.8
1910	100.3	118.0	104.0	99.1
1911	99.9	113.3	100.2	95.8
1912	99.9	111.4	94.8	90.1
1913	117.8	103.8	91.7	98.6
1914	105.4	84.2	96.5	100.9
1915	79.2	93.9	97.0	100.1
1916	81.0	96.3	101.7	105.4
1917	78.9	99.6	105.4	93.0
1918	69.5	93.2	114.5	97.3
1919	77.5	119.9	113.4	92.4
1920	76.3	98.9	128.4	90.5



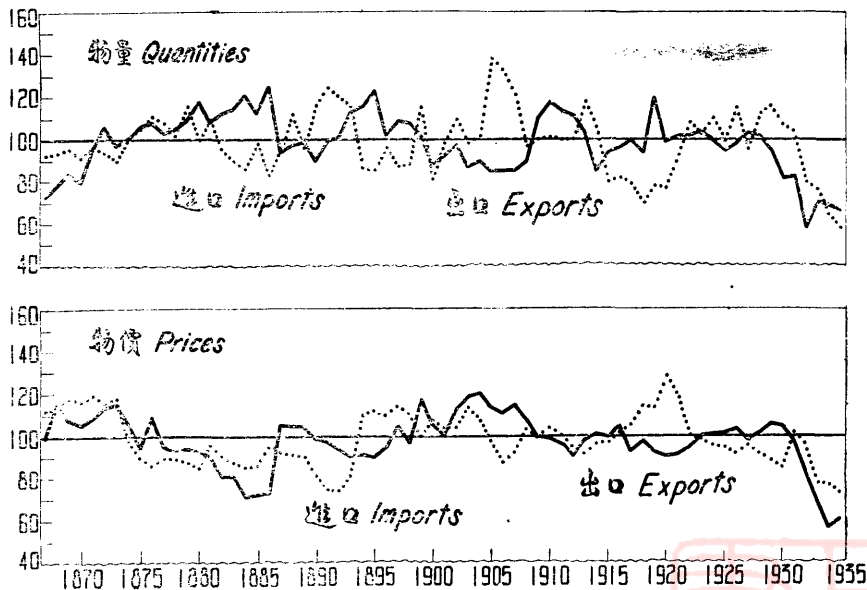
表八： 中國進出口物量物價調節指數(續)

Table VIII. Adjusted Index Numbers of Quantities and Prices of Imports & Exports in China (Continued)
長期趨勢線 (Ordinate of trend)=100

	物 量 指 數 Quantity Indices		物 價 指 數 Price Indices	
	進 口 Import	出 口 Export	進 口 Import	出 口 Export
1921	93.0	102.0	118.6	91.5
1922	108.2	101.7	100.8	94.4
1923	102.1	103.8	99.1	100.2
1924	110.1	100.2	96.2	100.9
1925	99.0	94.5	94.7	101.4
1926	115.1	97.4	91.8	103.2
1927	94.8	103.3	95.6	98.0
1928	111.3	101.6	91.3	101.3
1929	116.0	94.2	88.2	105.7
1930	106.5	80.7	94.7	105.2
1931	103.3	81.4	101.7	98.1
1932	79.8	57.6	96.2	83.2
1933	75.6	70.4	77.2	68.0
1934	63.7	68.7	76.8	56.7
1935	57.4	66.0	72.8	59.7

圖六 中國進出口物量物價指數

CHART VI ADJUSTED INDEX NUMBERS OF QUANTITIES AND PRICES OF IMPORTS AND EXPORTS IN CHINA
長期趨勢線 (ORDINATE OF TREND) = 100





附 錄
Appendices



附錄一：中國批發物價指數
Appendix I Index Numbers of Commodity Prices at
 Wholesale in China

	上海 1 Shanghai (1926=100)	華北 2 North China (1926=100)	廣州 3 Canton (1926=100)	漢口 4 Hankow (1930=100)	青島 4 Tsingtau (1930=100)
1913		67.18	57.8		
1914		66.89	59.9		
1915		68.78	64.4		
1916		74.19	68.7		
1917		79.95	71.3		
1918		82.21	74.4		
1919		81.07	77.4		
1920		88.92	76.6		
1921	104.6	88.91	81.0		
1922	98.6	86.40	85.1		
1923	102.0	90.35	88.6		
1924	97.9	93.61	94.0		
1925	99.3	97.28	99.9		
1926	100.0	100.00	100.0		
1927	104.4	103.02	100.8		
1928	101.7	107.98	96.8		
1929	104.5	111.08	96.7		
1930	114.8	115.85	101.4	100.0	100.0
1931	126.7	122.55	112.6	114.5	107.6
1932	112.4	113.36	113.0	112.4	103.6
1933	103.8	100.59	102.6	98.9	94.9
1934	97.1	91.78	94.28	89.0	86.9
1935	96.4	95.42	84.63	89.3	89.4
1934					
一月 Jan.	97.2	91.62	99.81	89.6	89.5
二月 Feb.	98.0	92.08	100.40	89.8	89.1
三月 Mar.	96.6	91.09	100.12	86.9	87.9
四月 Apr.	94.6	89.18	98.55	86.9	83.1
五月 May	94.9	89.38	98.04	86.1	84.4
六月 June	95.7	89.47	92.48	86.0	84.6
七月 July	97.1	90.91	92.47	87.5	85.6
八月 Aug.	99.8	94.81	94.64	94.4	86.7
九月 Sept.	97.3	92.54	91.60	90.7	87.1
十月 Oct.	96.1	92.26	90.35	89.6	87.3
十一月 Nov.	98.3	93.03	87.04	88.4	88.2
十二月 Dec.	99.0	95.03	86.15	91.6	88.7
1935					
一月 Jan.	99.4	96.13	86.41	92.1	89.3
二月 Feb.	99.9	96.88	87.57	91.8	90.3
三月 Mar.	96.4	95.82	85.49	89.8	89.9
四月 Apr.	95.9	95.34	83.79	91.0	89.6
五月 May	95.0	95.13	81.08	89.3	89.8
六月 June	92.1	93.46	80.24	87.4	88.6
七月 July	90.5	91.81	80.79	88.1	88.3
八月 Aug.	91.9	92.17	81.69	87.3	88.2
九月 Sept.	91.1	90.68	81.98	86.5	88.3
十月 Oct.	94.1	94.20	81.93	86.4	88.7
十一月 Nov.	103.3	100.88	92.30	90.2	90.5
十二月 Dec.	103.3	102.50	94.02	91.2	91.0

1 國定稅則委員會編 Compiled by National Tariff Commission

2 南開大學經濟研究所編 Compiled by Nankai Institute of Economics

3 廣東省調查統計局編 Compiled by Kwangtung Provincial Statistical Bureau

4 實業部編 Compiled by the Ministry of Industries


附錄二：上海輸出入物價指數¹
Appendix II Index Numbers of Import and Export Prices
 in Shanghai,
 1926=100

	原 料 Raw Materials					生產品	消費品	總指數
	農 產 Agricultural Products	動物產 Animal Products	林 產 Forest Products	礦 產 Mineral Products	平 均 Average	Producers' Goods	Consumers' Goods	General Index
輸 入 Import Price Indices								
1926	100.0		100.0	100.0	100.0	100.0	100.0	100.0
1927	114.7		109.0	120.6	115.6	104.9	104.9	107.3
1928	119.9		102.8	105.2	115.5	105.4	96.8	102.6
1929	127.7		106.6	101.0	120.3	110.6	102.0	107.7
1930	151.1		121.7	116.9	141.6	128.1	120.7	126.7
1931	159.2		147.1	136.8	153.5	160.2	145.7	150.2
1932	138.4		120.2	111.0	131.2	153.7	140.1	140.2
1933	131.1		110.6	104.1	123.8	152.6	130.0	132.3
1934	123.4		109.2	107.5	118.9	147.1	133.3	132.1
1935	119.9		104.0	108.1	116.2	136.1	131.4	128.4
1935								
一月Jan.	128.3		113.8	109.6	123.2	143.7	137.6	135.1
二月Feb.	123.7		114.5	110.1	120.1	140.9	134.6	132.0
三月Mar.	110.9		109.7	108.6	110.3	136.5	131.3	127.0
四月Apr.	113.8		101.3	107.7	111.6	135.1	131.5	127.2
五月May	107.1		94.3	105.3	105.8	132.3	129.2	123.9
六月June	107.3		92.6	104.5	105.6	128.8	127.3	122.1
七月July	113.1		92.7	104.0	109.6	128.0	125.2	121.8
八月Aug.	121.0		91.6	104.2	115.1	128.1	125.8	123.5
九月Sept.	111.1		95.1	104.2	105.4	129.0	123.6	120.7
十月Oct.	116.9		97.3	104.2	112.7	133.6	125.6	123.7
十一月Nov.	144.4		122.4	115.6	136.5	149.5	143.3	142.7
十二月Dec.	141.9		122.6	119.3	135.6	148.5	142.0	141.5
輸 出 Export Price Indices								
1926	100.0	100.0	100.0	100.0	100.0	100.0	100.0	100.0
1927	105.3	102.2	100.2	119.7	106.6	106.5	104.4	106.1
1928	106.8	106.0	94.4	104.9	106.0	104.0	101.6	104.5
1929	109.6	108.3	93.1	99.2	107.5	103.6	102.0	105.2
1930	115.9	106.7	96.0	114.5	113.8	102.6	104.0	108.3
1931	107.0	107.3	107.9	132.7	110.6	96.1	117.6	107.5
1932	95.7	80.8	99.9	109.8	95.6	73.1	104.5	90.4
1933	85.8	80.0	89.5	108.3	88.2	67.5	89.3	82.0
1934	73.7	79.8	84.8	115.9	80.7	52.2	80.3	71.7
1935	82.3	82.8	74.4	119.8	87.3	62.2	78.0	77.6
1935								
一月Jan.	84.9	79.5	81.8	121.6	89.1	57.8	78.5	77.2
二月Feb.	86.3	79.2	82.6	121.8	90.0	58.5	79.0	78.0
三月Mar.	80.1	77.5	81.1	119.9	85.2	58.1	75.7	74.9
四月Apr.	83.3	77.2	76.8	118.2	87.0	56.7	72.7	74.7
五月May	81.4	77.2	74.7	113.8	85.0	55.0	81.8	75.0
六月June	73.5	76.3	72.5	111.7	79.1	52.6	76.7	70.4
七月July	75.3	77.3	69.3	112.7	80.5	52.4	77.1	71.0
八月Aug.	78.3	85.9	66.7	114.1	83.9	58.8	76.9	74.7
九月Sept.	74.5	87.6	68.5	114.4	81.6	65.6	75.6	75.4
十月Oct.	81.9	88.2	69.3	118.4	87.4	72.4	76.5	80.6
十一月Nov.	93.4	94.0	72.7	135.9	98.7	79.9	82.3	89.6
十二月Dec.	95.0	93.6	76.2	134.7	93.6	79.3	82.9	90.0

附錄三： 中國生活費指數
Appendix III Index Numbers of The Cost of Living in China

	上 海 1 Shanghai (1926=100)	上 海 2 Shanghai (1926=100)	天 津 3 Tientsin (1926=100)	北 平 4 Peiping (1927=100)
1926	100.0	100.00	100.00	102.0
1927	106.7	101.09	105.60	100.0
1928	102.5	93.21	109.51	101.6
1929	107.9	101.98	115.67	106.5
1930	121.8	116.79	113.81	109.6
1931	125.9	113.82	113.80	95.8
1932	119.1	108.05	105.55	91.2
1933	107.2	97.17	92.48	81.0
1934	106.2	97.35	89.70	79.5
1935	103.6	98.72	99.02	85.9
1934				
一月 Jan.	101.8	92.82	89.47	77.3
二月 Feb.	103.5	93.46	90.15	78.8
三月 Mar.	93.9	89.63	88.73	76.6
四月 Apr.	99.0	87.63	86.94	79.2
五月 May	98.5	89.14	86.50	74.8
六月 June	98.5	91.66	85.21	75.1
七月 July	103.9	101.23	85.45	78.7
八月 Aug.	115.7	105.86	96.84	85.6
九月 Sept.	118.1	106.57	95.67	85.2
十月 Oct.	113.3	102.65	91.96	83.8
十一月 Nov.	103.8	104.10	90.96	79.3
十二月 Dec.	110.4	102.93	95.00	79.5
1935				
一月 Jan.	110.9	102.87	100.04	83.2
二月 Feb.	103.0	102.05	97.04	84.0
三月 Mar.	104.8	97.49	96.07	82.9
四月 Apr.	103.1	98.74	95.40	82.0
五月 May	105.6	97.62	98.02	84.2
六月 June	105.9	100.04	97.36	84.2
七月 July	105.2	95.60	98.24	86.9
八月 Aug.	104.6	96.82	100.40	87.8
九月 Sept.	105.4	95.72	98.07	84.1
十月 Oct.	103.9	97.54	99.02	85.5
十一月 Nov.	109.2	101.49	103.88	92.8
十二月 Dec.	103.3	100.46	109.67	93.5

1. 國定稅則委員會編 Compiled by National Tariff Commission
2. 上海市社會局編 Compiled by the Bureau of Social Affairs of the City Government of Shanghai
3. 南開大學經濟研究所編 Compiled by Nankai Institute of Economics
4. 國立中央研究院社會科學研究所編 Compiled by Institute of Social Science, Academia Sinica.



附錄四：上海金融統計

Appendix IV Money Market

	銀價 Silver Prices (Spot)		上海標金 Gold Bar	上海拆息 Native	上海銀行清算額 Bank Clearing in Shanghai			上海銀貨存 移出 (-)入(+) Silver Movement to(+) and from (-) Shanghai	上海 各銀行庫存 Silver Stocks in Banks of Shanghai	上海各銀行 兌換券發行 Notes Issued by Modern Banks in Shanghai		
	倫敦 London	紐約 New York	Prices in Shanghai	Interest Rates in Shanghai	錢業公單 Native Banks	票據交換 Modern Banks	合計 Total	單位:千元 thousand \$	單位:千元 thousand \$	單位:千元 thousand \$		
	每盎司 合便士 per ounce d,	每盎司 合美金元 per ounce G. \$	每條 合國幣元 per bar \$	日息 per mille per diem	每日平均 Daily average 單位:千元 thousand \$	票據交換 Modern Banks	合計 Total	單位:千元 thousand \$	單位:千元 thousand \$	單位:千元 thousand \$		
1913	27.56	.6124	504.5	.046								
1914	25.25	.5633	559.0	.066								
1915	23.63	.5106	592.6	.035								
1916	31.38	.6715	486.3	.121								
1917	40.81	.8400	383.5	.138					47,298			
1918	47.53	.9845	324.3	.203					49,827			
1919	57.03	1.1209	277.9	.230					51,342			
1920	61.41	1.0194	294.3	.227					78,768			
1921	36.72	.6310	473.0	.175					81,775			
1922	34.41	.6793	437.5	.155					86,185			
1923	31.94	.6524	459.7	.218				+	26,795			
1924	33.97	.6711	385.2	.179				+	40,342			
1925	32.09	.6941	370.6	.075	33,560		33,560	+	78,966	135,551		
1926	28.69	.6243	469.4	.150	42,468		42,468	+	56,152	153,704		
1927	26.63	.5668	520.1	.077	35,499		35,499	+	77,031	157,010		
1928	26.75	.5849	497.3	.134	41,476		41,676	+	144,074	145,160		
1929	24.47	.5331	541.3	.149	47,126		47,126	+	154,382	222,090		
1930	17.66	.3846	766.9	.067	59,970		59,970	+	27,920	263,884		
1931	14.59	.2901	1,018.0	.133	75,022		75,022	-	24,179	253,107		
1932	17.84	.2749	1,008.7	.111	51,301		51,301	+	147,860	357,545		
1933	18.15	.3501	901.19	.057	39,065	6,577	45,642	+	65,399	457,015		
1934	21.20	.4817	976.87	.092	42,540	10,706	53,246	-	232,466	515,064		
1935	28.96	.6432	920.37	.141	41,100	12,424	53,524	-	43,341	327,330		
1934												
一月	Jan.	19.35	.4444	690.91	.055	37,039	9,737	46,776	+	1,789	561,166	339,959
二月	Feb.	20.11	.4554	703.89	.008	33,487	10,700	44,187	+	1,696	567,169	340,309
三月	Mar.	20.27	.4608	955.24	.017	32,824	8,726	41,550	-	12,385	571,231	317,347
四月	Apr.	19.62	.4572	967.14	.044	39,303	9,475	48,778	+	11,454	601,644	313,629
五月	May	19.24	.4445	1,023.17	.069	43,148	9,723	52,871	+	2,178	593,479	319,746
六月	June	19.94	.4540	1,008.58	.071	44,217	10,197	54,414	-	8,875	586,822	341,045
七月	July	20.51	.4660	987.33	.052	41,386	10,988	52,374	-	19,058	573,992	349,553
八月	Aug.	21.35	.4931	957.16	.088	48,699	11,196	59,895	-	65,845	518,545	345,554
九月	Sept.	21.87	.4949	942.40	.116	46,339	11,236	57,575	-	42,168	461,253	365,591
十月	Oct.	23.56	.5231	956.35	.074	49,187	11,728	60,915	-	37,378	418,252	384,479
十一月	Nov.	24.20	.5416	990.03	.193	47,783	11,820	59,603	-	36,356	381,748	404,836
十二月	Dec.	24.41	.5448	981.34	.322	47,072	12,946	60,018	-	27,518	345,371	411,631
1935												
一月	Jan.	24.63	.5442	963.06	.205	41,133	13,178	54,311	-	3,895	330,963	404,614
二月	Feb.	24.81	.5457	916.35	.078	20,673	10,800	31,473	-	1,046	333,999	396,003
三月	Mar.	27.27	.5887	865.47	.079	24,985	10,777	35,762	+	1,434	328,036	360,149
四月	Apr.	30.72	.6718	831.44	.097	27,535	11,244	38,779	+	6,042	335,519	348,369
五月	May	33.91	.7442	774.31	.132	22,506	10,651	33,157	-	1,737	341,224	348,215
六月	June	32.44	.7210	786.27	.192	33,740	11,581	45,321	-	2,378	342,874	366,754
七月	July	30.48	.6817	854.18	.200	76,661	10,640	87,301	-	4,200	340,670	366,248
八月	Aug.	29.50	.6635	892.60	.184	45,216	11,093	56,309	+	800	336,326	368,760
九月	Sept.	29.24	.6538	881.43	.137	48,610	12,197	60,807	-	890	337,526	380,495
十月	Oct.	29.37	.6538	975.64	.137	48,457	14,116	62,573	-	1,700	337,376	417,188
十一月	Nov.	29.29	.6538	1,151.28	.146	52,684	16,832	69,516	-	400	287,847	548,519
十二月	Dec.	25.91	.5958	1,152.42	.105	50,996	15,980	66,976	-	35,371	275,602	614,879

附錄五： 上海證券指數

Appendix V Index Numbers of Bonds and Stocks in Shanghai

	債券指數 ¹	股票指數 ²	債券指數 ²
	Domestic Bond Index	Stock Index	Domestic Bond Index
	投資利息一分=100 10% interest=100	民國二十年七月末=100 End of July, 1931=100	民國廿年七月末=100 End of July, 1931=100
1928	69.62		
1929	80.95		
1930	68.03		
1931	62.29		
1932	49.12	79.21	61.71
1933	71.97	71.46	78.39
1934	96.73	65.31	97.92
1935	92.47	57.11	98.25
1934			
一月 Jan.	80.25	70.30	86.50
二月 Feb.	86.23	69.75	91.81
三月 Mar.	90.19	68.70	93.84
四月 Apr.	93.19	66.86	95.97
五月 May	91.18	66.03	95.12
六月 June	98.10	65.75	98.77
七月 July	111.80	64.53	106.02
八月 Aug.	107.07	63.45	104.77
九月 Sept.	99.95	63.39	100.18
十月 Oct.	100.10	62.71	100.44
十一月 Nov.	102.87	62.02	101.98
十二月 Dec.	98.86	60.25	99.66
1935			
一月 Jan.	95.55	59.32	98.89
二月 Feb.	95.06	57.98	98.03
三月 Mar.	97.95	56.95	100.75
四月 Apr.	100.06	56.90	102.28
五月 May	99.71	56.70	102.31
六月 June	88.60	56.53	95.26
七月 July	82.73	56.53	92.58
八月 Aug.	86.38	56.58	95.18
九月 Sept.	84.49	56.53	93.77
十月 Oct.	77.81	56.62	90.66
十一月 Nov.	97.94	57.41	102.80
十二月 Dec.	103.41	57.26	106.44

1. 上海新華信託儲蓄銀行編 Compiled by the Sinhua Trust & Savings Bank

2. 新豐洋行編 Compiled by the Swan, Culbertson & Fritz



上海图书馆藏书



A541 212 0016 6035B




民國二十三年南開指數年刊

(包括批發物價生活費國外匯兌及國外貿易指數)


NANKAI INDEX NUMBERS, 1934

(Of commodity-prices at wholesale, cost of living,
foreign exchange rates, and quantities
and prices of imports and
exports)



天津南開大學經濟研究所
NANKAI INSTITUTE OF ECONOMICS

Nankai University
Tientsin, China
April, 1935



民國二十三年南開指數年刊

(包括批發物價生活費國外匯兌及國外貿易指數)


NANKAI INDEX NUMBERS, 1934

(Of commodity-prices at wholesale, cost of living,
foreign exchange rates, and quantities
and prices of imports and
exports)

上海圖書館藏書



A541 212 0016 6034B



天津南開大學經濟研究所

NANKAI INSTITUTE OF ECONOMICS

Nankai University

Tientsin, China

April, 1935



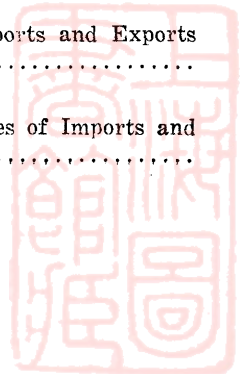
Copyright, 1935, by
Nankai Institute of Economics, Nankai University, Tientsin, China
All Rights Reserved



目 錄


CONTENTS

	Pages
引 言 Introduction	i
表 一 華北批發物價指數(按工業分類) Table I Index Numbers of Commodity Prices at Wholesale in North China (Classified by Industries)	1
表 二 華北批發物價指數(按加工程度分類) Table II Index Numbers of Commodity Prices at Wholesale in North China (Classified by Stages of Production)	11
表 三 華北批發物價 Table III Table of Commodity Prices at Wholesale in North China	21
表 四 天津工人生活費指數 Table IV Index Numbers of the Cost of Living of Working Class in Tientsin.	49
表 五 天津零售物價 Table V Table of Commodity Prices at Retail in Tientsin	57
表 六 上海對外匯率及外匯指數 Table VI Foreign Exchange Rates and Their Index Numbers in Shanghai.	67
表 七 中國進出口物量物價與物物交易率指數 Table VII Index Numbers of Quantities and Prices of Imports and Exports and of Barter Terms of Trade in China	80
表 八 中國進出口物量物價調節指數 Table VIII Adjusted Index Numbers of Quantities and Prices of Imports and Exports in China	82
CHARTS	
圖 一 華北批發物價指數(按工業分類) Chart I Index Numbers of Commodity Prices at Wholesale in North China (Classified by Industries)	1
圖 二 華北批發物價指數(按加工程度分類) Chart II Index Numbers of Commodity Prices at Wholesale in North China (Classified by Stages of Production)	11
圖 三 天津工人生活費指數 Chart III Index Numbers of the Cost of Living of Working Class in Tientsin.	49
圖 四 上海外匯指數 Chart IV Index Numbers of Foreign Exchange Rates in Shanghai	67
圖 五 中國進出口物量物價指數 Chart V Index Numbers of Quantities and Prices of Imports and Exports in China	81
圖 六 中國進出口物量物價調節指數 Chart VI Adjusted Index Numbers of Quantities and Prices of Imports and Exports in China	83



附 錄
APPENDIX

附錄一 Appendix I	中國批發物價指數 Index Numbers of Commodity Prices at Wholesale in China.	85
附錄二 Appendix II	上海輸出入物價指數 Index Numbers of Import and Export Prices in Shanghai ...	86
附錄三 Appendix III	中國生活費指數 Index Numbers of the Cost of Living in China	87
附錄四 Appendix IV	上海金融統計 Money Market	88
附錄五 Appendix V	上海證券指數 Index Numbers of Bonds and Stocks in Shanghai	89



民國二十三年南開指數年刊

引 言

十九世紀末僑居上海之英人溫德慕氏 (W.C. Wetmore) 所編製之二十種重要商品價格指數 (時期 1873-1892 年), 實為我國物價指數之濫觴。日本幣制調查委員會 (Japanese Monetary Commission) 亦曾有 1874-1893 年五十二種商品價格指數之編製。嗣後二十餘年間, 吾國指數之編製, 雲煙消沉, 繼起無人, 直至歐戰爆發, 國內物價飛騰, 物價指數, 遂復為國人所注意。1919 年上海調查貨價局 (即今之財政部國定稅則委員會), 發表上海批發物價每月指數, 1924 年廣東農工廳發表廣州批發物價每月指數, 其他繼起者如雨後春筍, 盛極一時。以數量論, 前後共達六十六種之多 (其中已停止編者計三十一種, 現繼續編製者計三十五種); 以範圍論, 自批發物價零售物價, 進而擴充至生活費, 工資, 外匯, 股票及債票; 以發表期限論, 由按月發表, 進而至按週與按日發表; 以編製之公式論, 由簡單算術平均, 進而採用幾何平均, 總合平均, 及「理想」公式矣。¹

本所鑑於國內之需要, 年來對指數之編製, 踴躍前進, 未敢後人。所編製之各種指數, 悉按期在國內各重要報章雜誌及本所出版之「南開統計週報」——後改為「中國經濟月報」(Monthly Bulletin on Economic China)——及「經濟統計季刊」發表。今者「經濟統計季刊」改為「政治經濟學報」; 「中國經濟月報」改為「南

1. 詳情請參閱何廉: Price and Price Indexes in China, Chinese Economic Journal, Vol. I, No. 6, pp. 1-35, June, 1927; 馮華年: 中國之指數, 經濟統計季刊一卷四期, 661-717 頁, 1932 年十二月

開社會經濟季刊」(Nankai Social and Economic Quarterly),刊物之性質既易,指數附錄,不得不付諸闕如。故自本年,起將本所編製之一切指數,除按期仍在國內各重要報章雜誌發表外,按年彙編,刊行「南開指數年刊」,此本刊發行之原因。一得之愚,或可為學術界之一助,非敢謂有所貢獻於國人也。茲為便利讀者起見,爰將各種指數之性質及其編製方法,撮要述於下:

I

華北批發物價指數²

華北每週批發物價指數,發表於1928年四月。但每年指數係始自1913年,月指數則自1928年一月起。每週指數於每星期一發表,以上星期三為計算截止日。物價資料係本所特派調查員自華北各主要市場每日調查而得。指數編製方法,採簡單幾何公式,以1926年全年平均為基數。包含商品計一百零六種。本指數分為按工業性質及加工程度兩大類。各類指數包含之商品項數與比重列如下表:

甲·工業性質分類

項目	比重
1.食物	43 40.57
2.服用品	19 17.92
3.金屬品	15 14.15
4.建築材料	12 11.32
5.燃料	12 11.32
6.雜項	5 4.72
	<hr/> 106 100.00

2. 詳情請參看何廉: The Nankai Weekly Index Number of Commodity-prices at Wholesale in North China, Chinese Economic Journal, Vol. II, No. 5, pp. 411-417, May, 1928.

乙.按加工程度分類

	項 目	比 重
1.原料品	41	38.68
農產品	21	19.81
動物產品	7	6.61
林產品	4	3.77
礦產品	9	8.49
2.製造品	65	61.32
生產品	26	24.53
消費品	39	36.79
	106	100.00

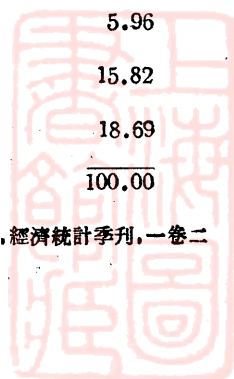
II

天津工人生活費指數³

天津每週工人生活費指數發表於1930年六月。惟年指數與月指數始自1926年正月。每週指數每星期一發表,以上星期三作為計算截止日。物價資料係由本所特派調查員赴天津各勞工家庭集居處調查而得。指數編製公式為加權總合法,所用權數係根據1927年九月至1928年六月間所舉行之天津手藝工人家計調查,所估計而得之平均每家每年對於各項物品之消費量。以1926年全年平均為基數,包含商品凡三十七項,茲將項目之分類及1926年與1934年比重之變更,列表如下:

	項 目	比 重	
		1926	1934
食物	25	64.22	29.53
服用品	6	6.21	5.96
燃料與水	5	14.11	15.82
房租	1	12.40	18.69
	37	100.00	100.00

³ 詳情請參看何廉吳大業:天津每週工人生活費指數編製之說明,經濟統計季刊,一卷二期,323—362頁,1932年六月。



III

上海外匯指數⁴

上海每週外匯指數發表於1930年。惟年指數與月指數始自1905年。每週指數以上星期五作為計算截止日。包含項目為上海對英、美、法、日各國之每日電匯率。指數編製公式為加權總合平均法，以上年度中國對各國直接貿易值為權數，而以1930年全年平均為基數。此外，本所另編一個外匯指數。此指數係以各國外匯平價為基數；編製方法先求得英、美、法、日四國匯率對平價的比率；再將各國匯價比率應用加權算術平均法，並用上年度中國對各國直接貿易值為權數而求得之。

IV

中國進出口貿易物量物價指數⁵

本所發表之對外貿易指數，計分為兩類。其一以固定時期為基期而計算進出口物價物量對基年之百分數，名為「未調節指數」；另一係計第一種指數對已計得之長期趨勢之離差，名為「調節指數」。指數時期由1867年起直迄現在。

未調節指數 計算對外貿易未調節指數，其所包含「直接列入品」之數值，佔全體進口值或出口值之三分之二以上，對於「未能直接列入品」，則用估計方法推求之。估計方法乃先將價格變動過劇之項目予以剔除，再以已估計得之物價的變動除「未直接列入品」之數值，而得「估計的數量」作為計算指數之用。因進出口商

4. 詳情請閱何廉：An Index Number of the Foreign Exchange Rate, in Chinese Economic Journal, Vol. II, No. 2, pp. 1-40, February, 1928; 吳大業：一個新的外匯指數，政治經濟學報，三卷三期，463—509頁，1934年四月。

5. 詳情請參閱何廉：中國進出口貿易物量指數物價指數與物物交易率指數編製之說明（1867—1930），經濟統計季刊，一卷一期，1932年三月。

品之種類及重要性,年有更易,故採用連鎖基期法。先計算每年對上年之連環指數而後連乘起來成爲連鎖指數,以1913年作爲100%。指數編製公式,係採用費噴氏之「理想」公式,以四種數量組合而成,即 $\sum P_0Q_0, \sum P_0Q_1, \sum P_1Q_0, \sum P_1Q_1$ 。此四種數量僅須將秩序倒換,即成爲物量與物價指數公式。物價指數之公式爲:

$$\sqrt{\frac{\sum P_1Q_1}{\sum P_0Q_1} \times \frac{\sum P_1Q_0}{\sum P_0Q_0}}$$

物量指數之公式爲:

$$\sqrt{\frac{\sum Q_1P_1}{\sum Q_0P_1} \times \frac{\sum Q_1P_0}{\sum Q_0P_0}}$$

調節指數 計算調節指數應用數學方法採二次方程拋物曲線爲長期趨勢線。趨勢線決定後,即計算每個進口或出口之物量物價指數對此常態趨勢之百分率,而成進出口之物量物價調節指數。以常態趨勢線爲100%,以視各指數對常態情形之變異狀況。

最後,本刊各種指數之編製,多由吳大業君負責;至本刊之彙編集成,則賴方英君之力獨多,此應特別提及者也。

何 廉

民國二十四年三月



NANKAI INDEX NUMBERS, 1934

Introduction

Although the invention of *index number* as a device to measure the changes in the level of prices dated back as early as 1738, its compilation in China did not commence until the 'nineties when W. C. Wetmore, a British resident in Shanghai, published his series for prices of twenty staple commodities for the period 1873-1892. Soon after, the Japanese Commission for the Investigation of Monetary Systems compiled another series for fifty-two commodities for the period 1874-1893. Since the publication of these two series, there had been, for over quarter of a century, no evidence of any study on the subject in China. The increase of prices during the Great War, however, gave rise to a renewed interest in the subject, and in 1919 the first monthly index number of commodity-prices at wholesale in Shanghai was published by the former Shanghai Bureau of Markets, now the National Tariff Commission, of the Ministry of Finance. In 1924, the Provincial Bureau of Agriculture and Industry of Kwangtung followed suit in the publication of another monthly index number of wholesale prices in Canton. Since then, interest in the study of prices in China has increased and efforts at the compilation of index numbers have multiplied. Indeed, during the last few years China has entered an active stage in the making of index numbers. There are altogether thirty-five index numbers published currently in China to-day, in addition to the thirty-one index numbers which are now discontinued. The field covered at first included commodity-prices at wholesale and retail, but is now being extended to cost of living, wages, foreign exchange, stocks, bonds, and foreign trade; the interval of publication was at first mostly by the month, but has been shortened by the week and, in one particular case, by a single day.¹ With the increase in the compilation and promptness of publication there has come also an improvement in the method employed. The early index numbers in China, for instance, were mostly constructed by the simple arithmetic average formula, but to-day not only has the simple arithmetic formula been abandoned and substituted by the aggregative or geometric, but the "ideal" formula has,

1. The Directorate of Statistics of the National Government has recently compiled a daily index number of commodity-prices at wholesale,

in some cases, come into actual use where the requisite data for both quantities and prices are available.²

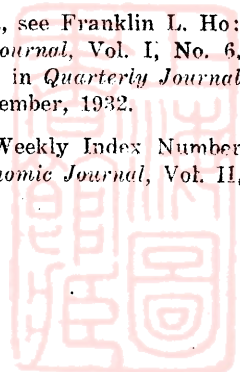
During this active stage of index number making in China, the Nankai Institute of Economics has played a leading part in improving the methods of construction. It compiled the first weekly index number of commodity-prices at wholesale in North China by the simple geometric average (formula 21) and the first weekly index number of the cost of living in Tientsin by the weighted aggregative method (formula 53), both at a time when the simple arithmetic average predominated in the field of index-number making in China. Besides, the Institute has the honor of having been the first to apply the "ideal" formula in compiling the index numbers of the quantities and prices of imports and exports in China. These and other indices which the Institute has compiled have appeared regularly in the leading papers in China as well as in its own periodical publications, the *Nankai Weekly Statistical Service* (in Chinese and English), the *Monthly Bulletin on Economic China* (in English), and *The Quarterly Journal of Economics and Statistics* (in Chinese). With the suspension of the *Service*, the reorganization of the *Bulletin* as a quarterly publication under the new title *Nankai Social and Economic Quarterly*, and the change of the *Quarterly Journal of Economics and Statistics* into the *Quarterly Journal of Economics and Political Science*, the Institute has decided to publish an annual report on *Nankai Index Numbers*, of which the present one is the first number. It may prove useful, therefore, to give at the outset some brief explanations with reference to the character of the index numbers included in the report and the methods of their construction.

I

Index number of commodity-prices at wholesale in North China³

The index number of commodity-prices at wholesale in North China is published every Monday since April of 1928, but yearly figures have been calculated back to 1913. The weekly index covers the week

2. For a critical study and summary of index number in China, see Franklin L. Ho: Prices and Price Indexes in China, in *Chinese Economic Journal*, Vol. I, No. 6, pp. 1-35, June, 1927; H. N. Feng: Index Numbers in China, in *Quarterly Journal of Economics and Statistics*, Vol. I, No. 4, pp. 661-717, December, 1932.
3. For fuller description, see Franklin L. Ho: The Nankai Weekly Index Number of Commodity-prices at Wholesale in China, in *Chinese Economic Journal*, Vol. II, No. 5, pp. 411-417, May, 1928.



ending the previous Wednesday, as the prices used are the averages of the daily quotations ending Wednesday of the preceding week. These quotations are collected by the field investigators of the Institute from the primary markets in North China. In the absence of full data needed for weighting in China, the formula used in the construction of the index is the simple geometric average, with the year 1926 as base equal to 100%. The number of commodities included in the compilation is 106, and their assortment by industries as well as by stages of production is given as follows:

A. Assortment by industries

	No. of commodities	Assortment
1. Food	43	40.57
2. Cloth and clothing	19	17.92
3. Metals and metal products	15	14.15
4. Building materials	12	11.32
5. Fuel and light	12	11.32
6. Miscellaneous	5	4.72
Total	106	100.00

B. Assortment by stages of production

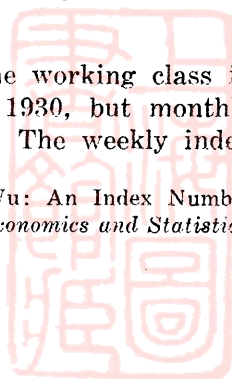
	No. of commodities	Assortment
I. Raw materials	41	38.68
Farm products	21	19.81
Animal products	7	6.61
Forest products	4	3.77
Mineral products	9	8.49
II. Manufactured goods	65	61.32
Producers' Goods	26	24.53
Consumers' Goods	39	36.79
Total	106	100.00

II

Index number of cost of living of the working class in Tientsin⁴

The index number of the cost of living of the working class in Tientsin is published every Monday since June of 1930, but monthly figures have been calculated back to January, 1926. The weekly index

4. For a fuller explanation, see Franklin L. Ho & Tayeh Wu: An Index Number of the Cost of Living in Tientsin, in *Quarterly Journal of Economics and Statistics*, Vol. I, No. 2, pp. 323-362, June, 1932.



covers the week ending the previous Wednesday, as the prices used are averages of the daily quotations ending Wednesday of the preceding week. These quotations are collected by the field investigators of the Institute from retail stores in or near the living quarters of the factory as well as handicraft laborers in Tientsin. The formula used is the aggregative, which is weighted by quantities of consumption obtained through the Institute's enquiry of family budget of the working class in Tientsin during the period from September 1927 to June 1928. The base period is 1926, and the base number, 100%. The index number includes 37 commodities, the assortment of which for both 1926 (base) and 1934 is given as follows:

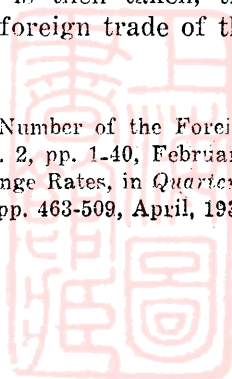
	No. of commodities	Assortment	
		1926	1934
Food	25	64.22	59.53
Clothing	6	6.21	5.96
Fuel, light and water.	5	14.11	15.82
Rent	1	15.46	18.69
Total	37	100.00	100.00

III

Index number of foreign exchange rates in Shanghai⁵

The index number of foreign exchange rates in Shanghai is published every Monday since January of 1930, but monthly figures have been calculated back to 1905. The weekly index covers the week ending the previous Friday, as it includes the averages of the daily T.T. selling rates on London, New York, Paris and Japan ending Friday of the preceding week. The formula used in the construction of the index is the aggregative weighted by the value of China's direct foreign trade of the preceding year, with 1930 as base equal the 100%. In addition, the Institute publishes another monthly series which uses the parity of exchange as the base equal to 100%. In this case, the ratio of the exchange rate on each country to the parity of exchange is first calculated, and a weighted arithmetic average of these ratios is then taken, the weights used being again the value of China's direct foreign trade of the preceding year.

5. For a fuller explanation, see Franklin L. Ho: An Index Number of the Foreign Exchange Rates, in *Chinese Economic Journal*, Vol. II, No. 2, pp. 1-40, February, 1928; Tayeh Wu: A New Index Number of Foreign Exchange Rates, in *Quarterly Journal of Economics and Political Science*, Vol. III, No. 3, pp. 463-509, April, 1935.



IV

Index number of the quantities and prices of imports and exports in China⁶

Two types of index numbers of China's foreign trade have been published by the Institute for the period from 1867 to date. The one expresses the quantities and prices of imports and exports in percentages of a base year, and is referred to as the *unadjusted* index; while the other expresses the original data as deviations from a computed trend and is referred to as the *adjusted index*.

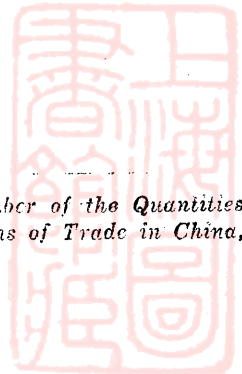
Unadjusted index: The value of articles entering into the *direct* calculation of the unadjusted index of imports or exports represents something over two-thirds of the total import-value or export-value, but an adjustment is made for those articles *not directly covered* in the calculation. Briefly, we arrive at an estimation of the price movement of the articles *not directly covered* on the basis of the price movement of the other articles after having excluded those with abnormal price fluctuations. Dividing the price movement thus estimated into the value of the articles *not directly covered*, we arrive at a "derived quantity" for those articles included in the final calculation of the index numbers. In view of the frequent changes in the nature, number and importance of the articles imported and exported every year the chain base system has been adopted. Under the chain base system, each year's index number is first calculated as a separate link relating to the preceding year's, and these year-to-year figures are jointed together by the process of multiplication so as to form chain figures relating to 1913 as 100%. The formula used in the computation of the indexes is Fisher's "ideal formula" which is obtained from four magnitudes, namely; $\sum p_1 q_1$, $\sum p_0 q_0$, $\sum p_1 q_0$, $\sum p_0 q_1$. These four magnitudes are used, in different order, for the price index as well as for the quantity index. The formula for the price index is:

$$\sqrt{\frac{\sum p_1 q_1}{\sum p_0 q_1} \times \frac{\sum p_1 q_0}{\sum p_0 q_0}}$$

and that for the quantity index is:

$$\sqrt{\frac{\sum q_1 p_1}{\sum q_0 p_1} \times \frac{\sum q_1 p_0}{\sum q_0 p_0}}$$

6. For a fuller explanation, see Franklin L. Ho: *Index Number of the Quantities and Prices of Imports and Exports and of the Barter Terms of Trade in China, 1867-1928*, Nankai Institute of Economics, Tientsin, 1930.



Adjusted index: For the computation of the adjusted index, the lines of trend are all mathematically determined, and the form of line selected for the purpose is a second degree parabolic curve. With the lines of trend thus determined, every item of the series — quantity as well price indexes of imports and exports — is expressed as a percentage of the corresponding ordinate of the line of secular trend for the series. Deviations of the items from the line of secular trend are thus conceived of as departures from the normal or 100%, i.e. the adjusted index.

In conclusion, it may be mentioned that the work on the compilation of the index numbers included in the present report devolves largely on Mr. Tayeh Wu (吳大業) who has charge of the Statistical Laboratory of the Institute, but the preparation of the report for publication has been done by Mr. T.Y. Fong (方才英), Research Fellow in Statistics of the Institute.

Franklin L. Ho

Director

Nankai Institute of Economics

March 1, 1935



表一： 華北批發物價指數 (按工業分類)

Table I. Index Numbers of Commodity Prices at Wholesale in North China (Classified by Industries)

1926=100

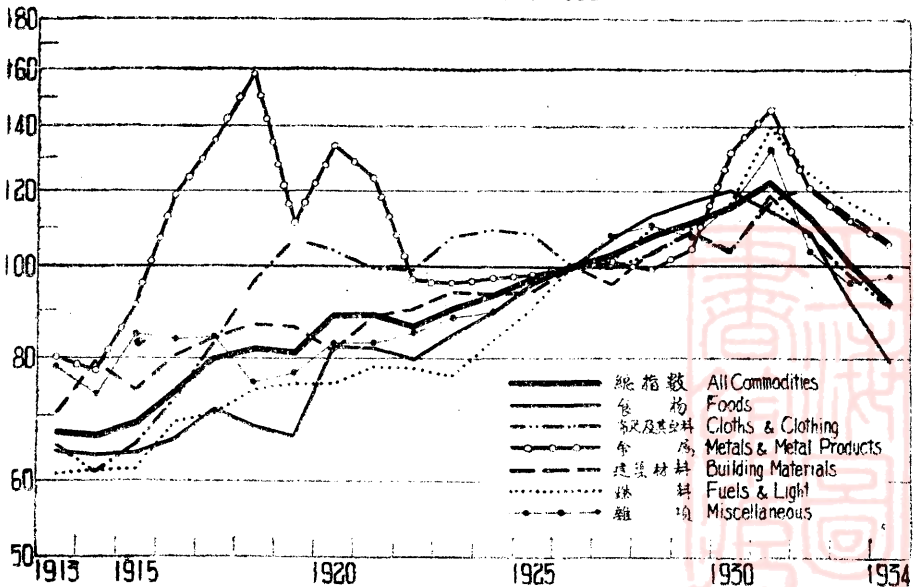
甲. 每年平均

A. Yearly Averages, 1913-1934

	食 物 Foods	布 疋 及 其 原 料 Cloths & Clothing	金 屬 Metals & Metal Products	建 材 材 料 Building Materials	燃 料 Fuels & Light	雜 項 Miscel- laneous	總 指 數 All Commo- dities	銀 元 購 買 力 較 1926 年 平 均 (100) 增 (+) 或 減 (-) 之 百 分 數 Purchasing Power of the dollar; Cents above (+) or below - 1926 average of 100
1913	64.27	65.47	80.24	70.53	61.02	78.67	67.18	+48.85
1914	63.86	61.20	78.02	79.50	61.51	73.98	63.89	+49.50
1915	64.20	65.53	91.41	74.54	61.75	85.09	68.78	+45.39
1916	66.36	72.98	118.95	80.06	68.97	84.07	74.19	+34.79
1917	71.30	83.29	135.40	84.23	70.59	84.30	79.95	+25.08
1918	68.30	96.64	158.54	87.17	74.63	75.99	82.21	+21.64
1919	66.92	107.05	111.05	86.78	75.71	77.88	81.07	+23.35
1920	82.47	104.33	133.61	81.88	75.71	83.17	88.82	+12.46
1921	82.24	99.78	124.61	88.80	78.75	83.29	88.91	+12.47
1922	79.92	99.33	97.05	90.10	78.47	85.50	83.40	+15.74
1923	84.96	107.41	93.44	94.12	77.02	88.56	90.33	+10.68
1924	89.24	109.70	97.65	93.89	84.10	89.76	93.61	+6.83
1925	95.89	108.21	98.26	94.42	90.60	96.03	97.28	+2.80
1926	100.00	100.00	100.00	100.00	100.00	100.00	100.00	
1927	106.95	99.96	101.22	93.04	101.52	108.11	103.02	-2.93
1928	113.07	103.26	99.51	103.81	110.02	110.72	107.98	-7.39
1929	116.52	107.35	104.63	107.45	109.77	107.40	111.08	-9.97
1930	119.72	103.76	131.67	104.34	116.50	116.11	115.83	-13.68
1931	114.39	117.03	145.34	116.88	139.43	132.35	122.53	-18.40
1932	108.53	107.55	120.71	121.06	125.30	103.90	112.87	-11.40
1933	91.86	97.87	111.86	112.99	116.40	96.23	100.59	-0.59
1934	79.52	90.73	105.60	106.22	110.99	97.66	81.78	+8.96

圖一 華北批發物價指數 (按工業分類)

CHART I INDEX NUMBERS OF COMMODITY PRICES AT WHOLESALE IN NORTH CHINA (CLASSIFIED BY INDUSTRIES) 1913-1934 1926=100

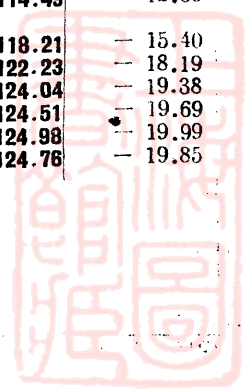


表一： 華北批發物價指數 (按工業分類)

Table I. Index Numbers of Commodity Prices at Wholesale in North China (Classified by Industries)

1926=100
乙. 每月平均
B. Monthly Averages, 1928-1934

	食物 Foods	布疋及 其原料 Cloths & Clothing	金屬 及 金屬 產品 Metals & Metal Products	建 材 Building Materials	業 料 Fuels & Light	雜 項 Miscel- laneous	總 指 數 All Commo- dities	銀元購買力 較1926年平均(100) 增(+)或減(-)之 百分數 Purchasing Power of the dollar; Cents above (+) or below (-) 1926 average of 100
1928								
一月Jan.	111.24	101.55	97.03	100.93	105.54	110.54	105.70	- 5.39
二月Feb.	113.64	101.40	100.37	101.81	105.56	110.03	107.14	- 6.66
三月Mar.	116.20	102.46	99.28	102.49	107.31	110.00	108.47	- 7.81
四月Apr.	116.36	102.78	99.18	102.75	108.45	108.56	108.71	- 8.01
五月May	115.25	102.96	99.43	102.52	110.01	108.65	108.45	- 7.79
六月June	116.25	103.36	98.16	102.66	108.49	111.87	108.78	- 8.07
七月July	116.90	105.29	98.63	103.60	109.88	111.60	109.70	- 8.84
八月Aug.	111.55	101.55	98.12	103.26	111.07	114.13	107.00	- 6.54
九月Sept.	108.55	101.77	99.17	104.86	113.56	113.19	105.45	- 6.06
十月Oct.	110.86	102.76	102.47	106.13	113.02	113.00	108.17	- 7.55
十一月Nov.	109.65	105.24	99.73	107.62	115.68	110.88	108.55	- 7.88
十二月Dec.	110.43	107.97	102.59	107.12	111.70	106.14	108.60	- 7.92
1929								
一月Jan.	115.81	110.26	104.78	106.99	111.43	105.13	111.36	- 10.20
二月Feb.	117.90	112.68	106.83	106.49	111.83	107.80	112.94	- 11.46
三月Mar.	117.59	111.08	107.66	108.63	110.80	106.44	112.82	- 11.37
四月Apr.	115.00	108.26	104.68	108.12	109.65	104.92	110.73	- 9.69
五月May	113.44	110.13	105.36	107.63	108.54	103.70	110.03	- 9.13
六月June	115.00	105.90	102.45	107.17	108.25	109.69	110.24	- 9.29
七月July	117.94	106.04	101.60	107.90	108.06	112.02	111.01	- 9.92
八月Aug.	119.24	105.64	101.46	105.65	107.69	111.00	111.03	- 9.93
九月Sept.	118.19	107.37	102.54	106.88	108.37	109.81	111.32	- 10.17
十月Oct.	117.07	105.20	104.69	108.55	110.55	106.35	110.88	- 9.90
十一月Nov.	115.05	103.76	107.08	107.35	111.30	108.56	110.32	- 9.35
十二月Dec.	116.05	101.85	106.47	106.98	110.76	103.40	110.10	- 9.17
1930								
一月Jan.	117.17	102.13	112.51	104.97	108.05	103.90	110.59	- 9.58
二月Feb.	120.86	104.13	120.78	104.70	107.93	111.54	113.86	- 12.17
三月Mar.	121.05	104.00	123.06	103.78	109.15	113.22	114.28	- 12.50
四月Apr.	118.58	103.30	123.28	103.62	110.73	114.96	113.40	- 11.82
五月May	120.14	103.15	124.47	103.81	115.40	114.32	114.79	- 12.88
六月June	122.14	103.70	140.41	105.01	120.21	120.55	118.61	- 15.69
七月July	124.46	104.40	145.95	104.53	121.32	123.17	120.53	- 17.04
八月Aug.	124.66	105.53	140.09	105.36	120.95	119.53	120.15	- 16.77
九月Sept.	121.53	104.82	139.28	103.20	120.98	120.28	118.32	- 15.48
十月Oct.	116.51	103.99	138.53	103.74	121.31	118.38	116.03	- 13.82
十一月Nov.	114.68	103.55	139.40	103.64	121.80	116.58	115.00	- 13.04
十二月Dec.	114.86	102.47	132.33	105.77	120.13	116.94	114.49	- 12.66
1931								
一月Jan.	116.63	106.91	144.83	106.19	122.59	125.46	118.21	- 15.40
二月Feb.	118.62	114.12	156.68	106.65	125.16	131.12	122.23	- 18.19
三月Mar.	117.32	116.82	156.02	109.54	138.27	132.27	124.04	- 19.38
四月Apr.	117.20	117.97	148.18	110.45	149.20	131.86	124.51	- 19.69
五月May	116.65	118.63	150.00	110.22	157.01	139.26	124.98	- 19.99
六月June	114.21	119.38	149.21	118.60	148.04	138.45	124.76	- 19.85



表一： 華北批發物價指數 (按工業分類)

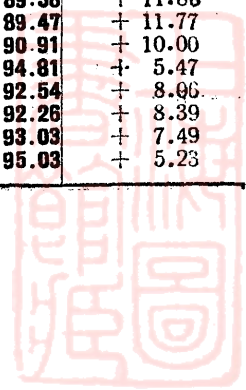
Table I. Index Numbers of Commodity Prices at Wholesale in North China (Classified by Industries)

1926=100

乙. 每月平均(續)

B. Monthly Averages, 1928-1934 (Continued)

	食物 Foods	布疋及其原料 Cloths & Clothing	金屬 Metals & Metal Products	建築材料 Building Materials	燃料 Fuels & Light	雜項 Miscellaneous	總指數 All Commodities	銀元購買力 較1926年平均(100) 增(+)或減(-)之 百分數 Purchasing Power of the dollar; Cents above (+) or below (-) 1926 average of 100	
1931									
七月	July	113.83	118.44	144.12	122.33	141.11	131.89	123.30	- 18.90
八月	Aug.	115.37	117.77	141.57	123.98	140.75	134.74	123.80	- 19.22
九月	Sept.	114.05	118.96	142.52	123.94	140.43	134.12	123.51	- 19.03
十月	Oct.	111.13	117.51	138.65	124.04	140.36	131.52	121.31	- 17.57
十一月	Nov.	109.18	119.23	137.61	123.41	140.80	128.28	120.54	- 17.05
十二月	Dec.	108.44	118.67	134.63	123.21	136.49	129.23	119.37	- 16.23
1932									
一月	Jan.	110.44	113.44	126.07	122.18	128.93	129.38	117.26	- 14.72
二月	Feb.	113.21	114.90	129.36	121.96	128.51	119.83	118.65	- 15.72
三月	Mar.	112.51	112.41	130.14	122.92	129.02	110.61	117.70	- 15.04
四月	Apr.	114.11	113.07	129.28	123.41	128.78	108.32	118.31	- 15.48
五月	May	113.56	111.83	121.70	121.54	127.44	109.64	116.56	- 14.21
六月	June	111.22	107.16	122.39	120.33	127.37	108.74	113.73	- 12.07
七月	July	109.10	105.03	116.47	120.45	122.15	103.76	111.99	- 10.71
八月	Aug.	108.72	106.59	113.15	120.28	122.15	93.85	110.87	- 9.80
九月	Sept.	104.89	106.01	111.45	119.97	125.13	91.88	109.09	- 8.33
十月	Oct.	102.26	102.05	111.76	120.04	121.80	94.13	107.09	- 6.62
十一月	Nov.	100.29	99.16	119.32	119.95	121.64	88.88	106.51	- 6.11
十二月	Dec.	102.00	98.90	117.42	119.72	120.68	89.51	106.73	- 6.31
1933									
一月	Jan.	106.11	97.60	119.25	120.58	120.86	91.89	108.63	- 7.94
二月	Feb.	104.82	96.83	120.72	119.01	121.74	88.80	107.97	- 7.38
三月	Mar.	101.14	95.83	119.91	116.95	125.33	88.18	106.19	- 5.83
四月	Apr.	94.93	94.26	115.40	117.11	123.46	88.97	102.50	- 2.44
五月	May	91.74	98.06	113.14	114.35	122.57	90.76	101.26	- 1.25
六月	June	94.05	103.34	111.06	113.66	117.86	93.27	102.60	- 2.53
七月	July	91.54	103.32	103.40	113.44	114.75	104.57	101.39	- 1.37
八月	Aug.	87.77	98.40	106.38	114.18	108.71	106.22	98.11	+ 1.93
九月	Sept.	85.00	98.98	107.81	111.71	110.19	102.04	96.79	+ 3.32
十月	Oct.	82.32	99.15	109.26	104.19	109.84	99.92	94.91	+ 5.36
十一月	Nov.	82.57	95.18	106.52	105.05	109.92	100.04	94.04	+ 6.34
十二月	Dec.	80.28	93.45	104.49	105.69	111.57	100.10	92.64	+ 7.94
1934									
一月	Jan.	78.58	93.06	103.15	104.63	112.60	100.26	91.62	+ 9.15
二月	Feb.	79.41	93.81	102.13	106.20	111.57	100.62	92.08	+ 8.60
三月	Mar.	77.58	94.93	100.91	106.32	111.60	98.35	91.09	+ 9.78
四月	Apr.	74.07	93.84	101.07	106.87	109.87	98.44	89.18	+ 12.13
五月	May	73.72	92.47	105.38	106.13	110.89	99.29	89.38	+ 11.88
六月	June	74.53	90.60	105.39	106.38	110.65	99.57	89.47	+ 11.77
七月	July	77.91	89.30	106.38	107.52	109.60	99.41	90.91	+ 10.00
八月	Aug.	85.93	89.01	107.90	106.14	112.31	97.00	94.81	+ 5.47
九月	Sept.	81.45	87.23	109.54	105.38	110.86	97.57	92.54	+ 8.06
十月	Oct.	81.51	87.19	109.54	106.11	110.07	92.83	92.26	+ 8.39
十一月	Nov.	82.23	89.12	108.80	106.70	110.58	93.98	93.03	+ 7.49
十二月	Dec.	87.32	88.50	107.04	106.22	111.27	94.63	95.03	+ 5.23



表一：華北批發物價指數 (按工業分類)

Table I. Index Numbers of Commodity Prices at Wholesale in North China
(Classified by Industries)1926=100
丙. 每週平均
C. Weekly Averages, 1928-1934

各週計算終止日 Week ending: 1928	食物	布疋及其原料	金屬	建築材料	燃料	雜項	總指數	銀元購買力 較1926年平均(100) 增(+)或減(-)之 百分數
	Foods	Cloths & Clothing	Metals & Metal Products	Building Materials	Fuels & Light	Miscellaneous	All Commodities	Purchasing Power of the dollar; Cents above (+) or below (-) 1926 average of 100
四月 April	4 116.57	101.49	99.74	102.71	107.03	110.00	108.49	-7.83
	11 115.59	103.10	98.82	103.46	107.89	108.11	108.65	-7.96
	18 116.42	103.14	99.45	103.55	110.16	106.71	109.00	-8.26
	25 116.60	103.03	99.25	101.82	108.65	108.76	108.74	-8.04
五月 May	2 116.63	103.16	98.63	102.19	108.51	109.20	108.69	-8.00
	9 115.61	103.19	99.48	102.73	110.28	107.81	108.56	-7.89
	16 114.63	103.17	99.42	102.80	110.07	109.77	108.40	-7.75
	23 115.53	101.53	99.47	101.93	109.91	106.95	108.12	-7.51
	30 115.23	103.94	99.35	102.63	109.78	110.05	108.73	-8.03
六月 June	6 114.05	102.86	97.99	102.63	109.09	111.87	107.90	-7.32
	13	津 變 停 編	Tientsin Incident					
	20 117.26	103.16	98.67	102.63	109.14	112.16	109.27	-8.48
	27 117.44	104.06	97.82	102.73	107.23	111.58	109.16	-8.39
七月 July	4 117.47	104.67	98.58	103.50	107.96	111.58	109.55	-8.72
	11 117.52	105.59	99.22	103.77	107.85	111.58	109.88	-8.99
	18 117.30	105.91	98.79	103.45	109.94	110.61	109.94	-9.04
	25 115.94	105.83	98.50	104.92	111.51	111.94	109.78	-8.91
八月 Aug.	1 116.26	104.47	98.07	102.37	112.14	112.30	109.35	-8.55
	8 115.36	102.74	98.75	102.91	112.27	112.30	108.84	-8.12
	15 114.19	101.66	97.55	103.37	111.50	114.84	108.12	-7.51
	22 110.05	101.06	98.75	103.37	109.93	114.84	109.35	-5.97
	29 106.61	100.73	97.42	103.37	110.59	114.54	104.67	-4.46
九月 Sept.	5 107.74	100.75	98.35	103.48	110.79	113.57	105.34	-5.07
	12 108.01	101.25	97.90	104.68	117.05	112.70	105.15	-5.79
	19 108.07	102.24	99.01	104.52	112.68	112.70	105.18	-5.82
	26 109.38	101.80	99.77	105.43	113.83	112.70	107.04	-6.58
十月 Oct.	3 109.56	102.79	100.82	106.18	113.46	114.26	107.56	-7.03
	10 111.59	103.09	101.50	106.63	113.15	114.26	108.54	-7.87
	17 111.56	102.92	102.29	106.83	112.86	114.26	108.59	-7.91
	24 110.58	102.66	104.26	105.18	112.85	112.31	108.10	-7.49
	31 109.69	102.39	101.83	105.89	113.23	111.17	107.45	-6.93
十一月 Nov.	7 109.00	103.07	99.92	107.16	115.50	111.17	107.61	-7.07
	14 109.88	106.58	100.53	107.16	116.02	111.17	109.02	-8.27
	21 108.87	105.65	100.88	107.16	115.80	106.50	108.10	-7.49
	28 110.86	105.67	97.60	108.99	115.40	114.67	109.45	-8.63
十二月 Dec.	5 108.55	106.41	103.43	108.99	114.06	114.67	108.62	-7.94
	12 109.02	107.70	102.98	106.50	113.45	104.02	108.00	-7.41
	19 109.88	107.55	103.16	106.50	112.70	104.02	108.44	-7.78
	26 110.82	108.26	102.08	106.61	109.53	140.02	108.27	-7.64
1929一月 Jan.	2 113.90	109.92	101.30	107.01	108.75	104.02	109.69	-8.88



表一： 華北批發物價指數 (按工業分類)

Table I. Index Numbers of Commodity Prices at Wholesale in North China (Classified by Industries)

1926=100
丙. 每週平均(續)
C. Weekly Averages, 1928-1934 (Continued)

各週計算終止日 Week ending:		食物 Foods	布疋及原料 Cloths & Clothing	金屬 Metals & Metal Products	建材 Building Materials	燃料 Fuels & Light	雜項 Miscellaneous	總指數 All Commodities	銀元購買力 較1926年平均(100) 增(+)或減(-)之 百分數 Purchasing Power of the dollar; cents above(+) or below(-) 1926 average of 100
1929	一月 Jan.	9 115.75	110.18	101.73	106.89	108.79	104.54	110.69	- 9.66
		16 116.23	110.20	105.35	107.06	111.76	104.54	111.55	-10.35
		23 115.73	110.08	105.09	107.01	112.56	105.81	111.51	-10.32
		30 115.54	110.57	106.95	107.01	112.67	105.68	111.70	-10.47
	二月 Feb.	6 116.97	110.43	105.92	107.01	112.25	107.80	112.18	-10.86
		13	春節 無市	無市	Chinese Spring Festival				
		20 118.07	113.02	107.71	105.27	111.69	107.80	113.02	-11.52
		27 118.67	114.59	106.85	107.18	111.56	107.80	113.62	-11.99
	三月 Mar.	6 118.25	111.61	106.02	108.38	111.39	106.58	112.98	-11.49
		13 118.55	110.83	108.26	108.68	111.15	106.58	113.34	-11.77
		20 117.34	110.70	107.95	108.91	110.83	107.50	112.81	-11.36
		27 117.00	111.01	109.13	108.99	110.46	107.50	112.83	-11.37
	四月 Apr.	3 116.83	111.27	106.95	108.17	110.16	104.02	112.14	-10.83
		10 114.80	107.62	105.25	108.40	110.16	104.02	110.75	- 9.71
		17 115.25	105.68	104.00	108.17	109.86	104.93	110.57	- 9.56
		24 115.19	110.14	105.50	107.61	110.34	104.63	111.07	- 9.97
	五月 May	1 114.74	109.59	103.97	108.31	108.25	106.11	110.51	- 9.51
		8 114.51	110.43	105.82	107.42	108.45	114.22	110.59	- 9.58
		15 112.01	109.57	106.43	108.74	109.09	104.01	109.75	- 8.88
		22 113.19	109.99	103.00	107.32	109.09	101.48	109.51	- 8.68
		29 114.05	110.53	106.19	107.02	107.54	005.09	110.33	- 9.37
	六月 June	5 114.54	110.79	101.99	106.87	108.66	105.09	110.12	- 9.19
		12 114.76	110.94	102.86	107.12	108.27	109.13	110.57	- 9.56
		19 114.54	109.65	102.86	106.65	108.17	109.13	110.24	- 9.29
		26 114.80	106.29	102.27	107.71	107.91	112.56	109.92	- 9.02
	七月 July	3 116.38	105.51	102.25	107.48	108.23	112.56	110.35	- 9.38
		10 117.89	105.45	102.26	107.78	108.38	112.56	110.98	- 9.89
		17 118.25	106.66	101.09	107.63	108.38	112.56	111.23	-10.10
		24 117.23	105.87	101.65	108.17	108.18	111.47	110.73	- 9.69
		31 118.38	106.17	101.40	108.01	107.31	111.47	111.10	- 9.99
	八月 Aug.	7 118.56	106.16	102.68	107.50	107.65	111.20	111.25	-10.11
		14 118.89	106.14	101.17	106.86	107.21	111.20	111.09	- 9.98
		21 119.38	105.17	100.88	106.26	106.85	111.47	110.44	- 9.45
		28 120.12	105.09	101.09	105.96	109.05	110.12	111.34	-10.19
	九月 Sept.	4 119.61	105.53	102.15	106.04	109.05	110.12	111.39	-10.23
		11 117.32	107.88	102.13	105.93	108.93	110.12	111.21	-10.02
		18 117.94	107.65	101.01	105.77	108.20	110.59	110.93	- 9.85
		25 117.97	107.74	103.41	108.68	108.86	110.88	111.69	-10.47
	十月 Oct.	2 118.13	108.03	103.98	107.99	106.69	107.35	111.38	-10.22
		9 117.89	106.36	103.21	108.35	109.94	106.61	111.30	-10.16
		16 117.55	105.28	104.11	108.53	110.76	106.61	111.21	-10.08
		23 116.51	105.12	104.11	108.53	110.59	106.86	110.59	- 9.58
		30 116.32	104.03	107.34	108.77	110.91	105.32	110.83	- 9.77
	十一月 Nov.	6 115.50	103.84	108.10	107.29	110.71	105.61	110.22	- 9.27
		13 115.68	104.74	107.67	107.52	111.42	108.13	110.80	- 9.75
		20 114.45	103.43	107.77	107.29	111.78	110.01	110.18	- 9.24
		27 114.55	103.04	104.78	107.29	111.27	110.48	110.05	- 9.14
	十二月 Dec.	4 115.08	103.29	106.49	106.72	111.61	107.22	109.98	- 9.06
		11 115.68	101.87	106.59	106.38	111.61	107.22	109.94	- 9.04
		18 116.45	101.93	106.59	107.42	111.66	99.59	109.99	- 9.08
		25 116.80	101.53	106.31	107.19	110.56	101.20	111.31	-10.17
	1930一月 Jan.	1 116.22	100.65	106.38	107.19	108.35	101.78	109.32	- 8.53

表一：華北批發物價指數 (按工業分類)

Table I. Index Numbers of Commodity Prices at Wholesale in North China (Classified by Industries)

1926=100
丙. 每週平均(續)
C. Weekly Averages, 1928-1934 (Continued)

各週計算終止日 Week ending:	食物 Foods	布疋及 其原料 Cloths & Clothing	金屬 金屬 & Metal Products	建築 材料 Building Materials	燃料 Fuels & Light	雜項 Miscel- laneous	總指數 All Commo- dities	銀元購買力
								按1926年平均(100) 增(+), 或減(-)之 百分數 Purchasing Power of the dollar; Cents above(+), or below(-) 1926 average of 100
1930								
一月 Jan.	8 116.71	101.90	112.20	105.40	108.31	101.78	110.26	- 9.31
	15 117.30	101.93	112.25	104.86	108.31	103.22	110.56	- 9.55
	22 117.08	102.31	112.45	104.86	107.58	105.75	110.62	- 9.60
	29 117.59	102.38	113.13	104.74	107.99	104.86	110.92	- 9.84
二月 Feb.	5	春節 無市		Chinese Spring Festival				
	12 119.29	104.28	120.18	105.37	108.03	110.96	113.27	-11.72
	19 122.58	103.51	120.89	105.37	108.03	111.83	114.52	-12.68
	26 120.72	104.60	121.28	103.36	107.74	111.83	113.79	-12.12
三月 Mar.	5 122.16	104.97	121.66	103.14	107.83	112.58	114.56	-12.71
	12 121.87	103.59	122.96	104.19	110.58	113.11	114.76	-12.86
	19 120.38	103.58	123.45	103.97	108.87	112.75	113.99	-12.27
	26 120.66	103.53	123.54	103.74	108.87	111.84	113.68	-12.03
四月 Apr.	2 120.16	104.32	123.76	103.86	109.58	115.79	114.41	-12.60
	9 119.25	103.23	123.76	103.86	109.17	115.79	113.54	-11.93
	16 118.99	103.51	123.86	103.62	108.54	114.39	113.44	-11.85
	23 117.62	103.29	122.55	103.62	112.56	114.39	113.19	-11.65
	30 118.45	103.17	122.93	103.39	112.63	115.27	113.42	-11.83
五月 May	7 120.48	103.23	122.96	103.81	113.95	114.55	114.68	-12.80
	14 120.09	103.25	124.34	103.02	116.12	115.03	114.76	-12.86
	21 120.10	103.08	124.82	103.62	115.78	113.08	114.74	-12.85
	28 119.90	103.05	125.76	104.77	115.74	114.63	114.99	-13.04
六月 June	4 120.68	103.37	126.05	105.17	115.48	115.54	115.48	-13.39
	11 121.40	103.77	140.76	105.70	120.89	121.19	118.58	-15.67
	18 121.75	103.85	143.80	104.90	121.37	121.33	119.06	-16.01
	25 122.00	103.75	143.64	104.77	121.89	122.67	119.21	-16.11
七月 July	2 124.86	103.77	147.82	104.50	121.42	122.03	120.72	-17.16
	9 124.67	103.80	148.99	104.72	121.70	124.01	120.94	-17.32
	16 124.34	105.36	146.98	104.50	121.70	123.33	120.85	-17.25
	23 124.42	104.61	143.69	104.43	120.71	123.66	120.23	-16.86
	30 124.42	103.83	144.15	104.46	121.15	121.67	120.09	-16.73
八月 Aug.	6 124.58	105.25	140.73	106.26	121.24	121.25	120.28	-16.84
	13 124.93	105.99	139.48	106.26	121.24	116.99	120.19	-16.80
	20 124.73	105.73	139.84	106.49	120.88	119.98	120.23	-16.83
	27 124.71	105.04	141.72	104.99	120.96	119.51	120.11	-16.74
九月 Sept.	3 124.36	105.66	143.68	102.78	120.45	119.94	119.94	-16.62
	10 123.77	106.12	139.82	102.76	120.45	120.95	119.45	-16.28
	17 121.17	106.56	140.39	103.25	121.15	120.70	118.71	-15.76
	24 121.38	103.44	138.81	103.03	121.15	120.69	117.94	-15.21
十月 Oct.	1 119.80	103.14	138.10	103.76	121.16	118.86	117.18	-14.66
	8 119.03	104.59	139.77	103.64	121.00	118.74	117.14	-14.63
	15 117.48	103.65	138.54	103.56	121.58	118.53	116.42	-14.10
	22 115.65	103.78	137.82	103.98	121.45	118.23	115.64	-13.53
	29 113.88	103.93	137.99	103.77	121.19	118.02	114.91	-12.98
十一月 Nov.	5 114.42	103.65	139.07	103.55	122.25	117.35	115.26	-13.24
	12 114.95	103.63	139.40	103.77	121.69	116.09	115.42	-13.36
	19 115.06	103.67	138.69	103.55	122.45	116.09	115.44	-13.37
	26 114.70	102.60	133.26	103.77	121.56	116.93	114.40	-12.59
十二月 Dec.	3 114.25	104.20	133.60	103.55	121.07	116.42	114.48	-12.65
	10 114.18	102.01	132.83	105.90	120.01	116.42	114.09	-12.35
	17 114.69	102.20	130.57	104.74	119.31	118.41	113.93	-12.23
	24 114.59	102.45	133.29	106.22	120.52	121.44	114.73	-12.84
	31 115.97	103.22	132.62	106.22	120.69	111.47	115.21	-13.20

表一： 華北批發物價指數 (按工業分類)

Table I. Index Numbers of Commodity Prices at Wholesale in North China (Classified by Industries)

1926=100
丙. 每週平均(續)
C. Weekly Averages, 1928-1934 (Continued)

各週計算終止日 Week ending:	食物 Foods	布疋及其原料 Cloths & Clothing	金屬 Metals & Metal Products	建築材料 Building Materials	燃料 Fuels & Light	雜項 Miscellaneous	總指數 All Commodities	銀元購買力 較1926年平均(100) 增(+)或減(-)之 百分數 Purchasing Power of the dollar; Cents above(+) or below(-) 1926 average of 100
1931								
一月 Jan. 7	115.16	104.11	137.89	106.22	120.66	121.48	115.86	-13.69
14	116.19	106.60	147.71	106.22	122.30	126.24	118.31	-15.48
21	117.43	108.35	142.28	106.10	123.23	127.72	118.69	-15.75
28	117.72	108.57	151.45	106.22	124.15	126.41	119.97	-16.65
二月 Feb. 4	117.49	110.12	149.90	106.58	124.04	128.31	120.12	-16.75
11	118.84	113.57	155.85	106.80	125.04	130.04	121.83	-17.92
18		春節 無市		Chinese Spring Festival				
25	119.53	118.67	164.28	106.58	126.39	135.02	124.75	-19.84
三月 Mar. 4	117.94	119.59	159.50	108.65	126.77	136.82	124.13	-19.44
11	118.33	115.80	163.31	108.65	128.20	132.94	123.98	-19.34
18	118.02	115.31	153.33	109.92	138.63	131.49	123.84	-19.26
25	115.94	114.20	153.32	109.93	146.09	130.59	123.43	-18.99
四月 Apr. 1	116.36	119.19	150.65	110.53	151.65	129.52	124.81	-19.88
8	116.58	117.12	146.61	110.65	149.27	130.85	123.89	-19.28
15	116.54	118.16	149.27	110.77	147.41	131.52	124.25	-19.52
22	116.97	118.48	147.93	110.23	149.80	132.96	124.56	-19.72
29	118.69	118.13	148.90	110.16	150.32	132.12	125.35	-20.22
五月 May 6	117.38	118.10	149.85	109.77	150.45	134.72	124.97	-19.98
13	117.27	117.80	149.64	110.00	150.45	139.69	125.06	-20.04
20	116.43	118.32	149.50	110.00	150.03	138.97	124.73	-19.83
27	116.50	119.02	149.78	110.53	150.03	141.21	125.09	-20.06
六月 June 3	115.66	119.93	151.23	110.77	149.10	141.73	125.03	-20.12
10	115.37	119.92	152.90	110.77	149.10	141.73	125.09	-20.06
17	114.10	119.42	149.34	121.48	150.19	138.85	125.31	-20.20
24	113.72	119.67	146.95	120.84	147.24	137.56	124.50	-19.68
七月 July 1	113.65	118.50	147.65	121.28	145.61	135.66	124.14	-19.45
8	113.91	118.87	145.58	120.87	142.90	131.38	123.58	-19.08
15	112.86	118.24	144.85	122.93	140.25	133.01	122.95	-18.67
22	113.84	118.13	144.10	123.49	140.49	131.13	123.28	-18.88
29	114.69	118.52	141.95	122.04	140.78	132.04	123.37	-18.94
八月 Aug. 5	114.57	118.07	141.18	123.70	141.00	132.45	123.37	-18.94
12	114.65	117.37	141.35	124.13	140.88	133.77	123.38	-18.95
19	116.02	118.06	142.00	123.83	140.17	135.9	124.18	-19.49
26	116.48	117.92	141.10	124.12	141.76	135.63	124.35	-19.59
九月 Sept. 2	115.11	117.44	142.23	124.02	139.95	135.86	123.69	-19.15
9	115.15	118.53	142.45	124.02	139.95	134.94	123.90	-19.29
16	115.45	119.82	142.45	122.82	140.59	133.44	124.14	-19.45
23	114.89	119.38	142.51	124.45	140.59	133.34	124.00	-19.35
30	110.69	118.10	142.65	124.45	140.59	134.75	121.98	-18.02
十月 Oct. 7	113.06	117.71	141.27	125.70	140.59	134.75	122.93	-18.65
14	111.38	116.93	137.69	123.20	140.59	133.75	121.28	-17.55
21	110.55	117.29	138.07	123.16	140.84	129.20	120.62	-17.10
28	109.53	118.09	137.58	124.11	139.40	128.38	120.41	-16.95
十一月 Nov. 4	108.73	119.30	137.02	123.44	141.32	130.03	120.39	-16.94
11			津變 無市	Tientsin Incident				
18								
25	109.61	119.20	138.59	123.16	141.18	126.99	120.78	-17.20
十二月 Dec. 2	109.21	119.20	137.21	123.62	139.91	127.83	120.48	-16.98
9	109.70	119.26	136.91	123.33	136.93	131.32	120.41	-16.95
16	108.32	118.91	135.35	123.89	137.42	128.95	119.55	-16.35
23	107.61	118.18	135.05	123.06	137.42	127.28	118.80	-15.90
30	108.11	118.32	131.21	122.56	134.17	129.36	118.89	-15.70

表一：華北批發物價指數 (按工業分類)

Table I. Index Numbers of Commodity Prices at Wholesale in North China (Classified by Industries)

1926=100

丙. 每週平均(續)

C. Weekly Averages, 1928-1934 (Continued)

各週計算終止日 Week ending:	食物 Foods	布疋及 其原料 Cloths & Clothing	金屬 金屬 Metals & Metal Products	建築 材料 Building Materials	燃料 Fuel & Light	雜項 Miscel- laneous	總指數 All Commo- dities	銀元購買力
								較1926年平均(100) 增(+)或減(-)之 百分數 Purchasing Power of the dollar; Cents above (+) or below (-) 1926 average of 100
1932								
一月 Jan.	6 110.35	114.98	130.19	122.28	129.70	129.36	118.13	15.35
	13 109.25	114.42	124.33	122.40	130.27	128.29	116.84	14.41
	20 109.61	112.65	126.32	121.74	128.61	128.29	116.67	14.29
	27 110.75	112.43	126.81	122.17	127.63	130.47	117.22	14.69
二月 Feb.	3 112.25	112.72	122.72	122.33	128.43	130.47	117.42	14.84
	10		春節	無市	Chinese Spring	Festival		
	17 113.34	115.64	126.52	122.73	127.78	130.87	118.98	15.95
	24 113.69	115.51	129.97	121.50	128.74	113.84	118.75	15.79
三月 Mar.	2 112.61	113.55	131.59	121.66	129.01	114.79	118.22	15.41
	9 112.91	112.82	131.59	121.66	129.01	114.23	118.18	15.38
	16 111.34	112.19	130.21	121.87	129.30	111.62	117.36	14.79
	23 113.02	111.83	129.37	124.17	128.71	107.63	117.66	15.01
	30 112.27	112.80	129.37	123.97	129.04	108.96	117.61	14.97
四月 Apr.	6 113.00	113.30	129.76	123.97	129.59	109.07	118.14	15.35
	13 114.02	113.72	132.05	123.78	128.93	109.07	118.84	15.85
	20 114.86	113.09	129.49	122.53	128.53	108.19	118.54	15.64
	27 114.57	112.17	125.82	123.33	128.05	106.95	117.72	15.05
五月 May	4 114.49	112.88	123.91	121.68	127.82	106.95	117.36	14.79
	11 114.49	112.15	122.03	121.50	127.72	103.34	116.76	14.36
	18 114.17	110.75	121.12	121.62	127.18	112.93	116.68	14.30
	25 113.29	111.81	121.07	121.44	127.18	112.45	116.47	14.14
六月 June	1 111.34	111.55	120.36	121.44	127.31	112.51	115.52	13.43
	8 111.84	111.08	122.36	120.89	127.31	112.74	115.87	13.70
	15 111.78	106.78	121.60	120.09	127.54	108.02	114.72	12.83
	22 110.97	103.74	121.60	120.02	127.31	106.28	113.68	12.03
	29 110.30	107.03	123.99	120.32	127.31	107.92	114.37	12.56
七月 July	6 108.98	108.18	118.67	119.78	122.45	107.58	112.75	11.31
	13 108.84	106.81	119.14	120.89	122.45	104.08	112.44	11.06
	20 109.88	105.47	115.49	120.89	122.20	103.26	112.05	10.76
	27 108.84	104.63	114.52	120.35	122.25	104.86	111.47	10.29
八月 Aug.	3 108.94	105.07	114.52	120.35	121.38	99.00	111.25	10.11
	10 108.73	104.30	114.52	120.35	121.83	99.00	110.86	9.80
	17 109.40	106.56	114.52	120.07	120.91	94.45	111.24	10.10
	24 109.24	106.93	111.77	120.35	123.89	92.00	111.06	9.96
	31 107.51	108.56	111.77	120.35	121.98	89.95	110.33	9.36
九月 Sept.	7 106.88	107.76	110.47	120.35	122.45	89.45	109.75	8.88
	14 104.74	107.30	110.84	120.07	125.97	91.20	109.25	8.47
	21 104.38	104.17	112.77	119.66	125.97	93.32	108.82	8.11
	28 103.54	104.80	111.76	119.78	126.14	93.53	108.52	7.85
十月 Oct.	5 103.19	103.53	112.44	119.78	122.01	90.21	107.63	7.09
	12 103.32	101.97	110.54	119.40	121.65	93.65	107.26	6.77
	19 102.24	102.63	112.11	119.78	121.65	96.30	107.30	6.80
	26 101.37	102.30	110.19	120.53	121.78	98.19	106.82	6.38
十一月 Nov.	2 101.17	99.84	113.51	120.72	121.89	92.28	103.43	6.04
	9 99.67	98.64	120.34	120.72	121.46	89.30	103.22	5.86
	16 100.64	100.91	120.34	119.84	121.65	87.65	103.91	6.46
	23 100.47	98.88	119.15	119.84	121.88	88.59	103.38	6.00
	30 100.37	98.21	117.45	119.40	121.58	89.96	103.53	6.13
十二月 Dec.	7 100.99	100.11	117.24	120.14	121.54	89.25	103.63	6.22
	14 101.91	98.89	116.60	120.14	120.17	89.25	103.57	6.16
	21 102.92	98.34	117.91	119.56	120.40	90.03	107.03	6.59
	28 102.16	98.26	117.94	119.02	120.60	89.50	108.67	6.25

表一： 華北批發物價指數 (按工業分類)

Table I. Index Numbers of Commodity Prices at Wholesale in North China (Classified by Industries)

1926=100
丙. 每週平均(續)
C. Weekly Averages, 1928-1934 (Continued)

各週計算終止日 Week ending: 1933	食物 Foods	布疋及原料 Cloths & Clothing	金屬 Metals & Metal Products	建築材料 Building Materials	燃料 Fuels & Light	雜項 Miscellaneous	總指數 All Commodities	銀元購買力
								較1926年平均(100)增(+)或減(-)之百分數 Purchasing Power of the dollar; Cents above(+) or below(-) 1926 average of 100
一月 Jan. 4	103.82	97.81	118.07	119.18	119.17	89.32	107.16	-6.68
11	106.62	96.08	119.47	120.35	119.65	89.32	108.29	-7.66
18	106.60	97.64	119.36	120.89	121.05	93.81	109.06	-8.31
25	106.75	97.60	118.73	120.35	122.15	93.81	109.06	-8.31
二月 Feb. 1	106.77	98.87	120.63	122.11	122.27	89.67	109.57	-8.73
8	106.78	98.66	120.71	122.11	122.27	89.67	109.57	-8.73
15	104.56	97.82	120.02	118.69	120.81	89.67	107.99	-7.31
22	104.89	95.44	120.02	117.61	120.50	89.67	107.42	-6.31
三月 Mar. 1	103.06	95.38	122.12	117.61	123.37	86.19	107.00	-6.55
8	102.86	95.16	123.07	115.82	124.90	88.53	107.09	-6.62
15	101.19	96.00	122.06	116.97	126.52	88.15	106.62	-6.21
22	100.42	95.57	118.27	116.97	125.98	87.55	105.63	-5.35
29	100.07	93.59	116.23	118.05	123.90	88.44	105.40	-5.12
四月 Apr. 5	97.59	94.00	115.77	118.33	124.00	88.44	103.81	-3.67
12	96.19	93.90	115.68	118.33	123.44	87.55	103.06	-2.97
19	94.28	94.74	115.53	117.17	122.89	89.51	102.31	-2.26
26	94.02	94.03	116.11	116.05	123.48	89.54	102.08	-2.04
五月 May 3	92.57	94.61	113.91	115.69	123.48	89.79	101.26	-1.24
10	92.88	95.45	115.12	114.06	122.85	90.89	101.54	-1.52
17	90.47	95.16	112.66	114.06	122.85	90.89	100.10	-0.10
24	91.57	98.40	112.70	114.06	122.42	90.79	101.16	-1.15
31	92.03	103.21	112.09	115.20	122.17	90.46	102.22	-2.17
六月 June 7	94.07	102.89	110.80	113.02	122.14	92.24	102.79	-2.71
14	93.63	103.74	112.27	113.69	116.85	92.53	102.50	-2.44
21	93.93	103.61	112.17	113.69	116.54	94.40	102.67	-2.60
28	94.57	103.13	109.01	114.25	115.90	93.90	102.42	-2.36
七月 July 5	93.09	105.41	110.24	114.25	116.40	103.66	102.86	-2.78
12	91.27	105.23	108.42	112.89	116.13	104.72	101.89	-1.85
19	92.45	102.92	108.15	112.62	115.89	104.72	101.69	-1.66
26	90.68	102.00	108.17	113.09	116.06	104.72	100.79	-0.78
八月 Aug. 2	90.20	101.14	107.01	114.34	109.25	105.04	99.73	+0.27
9	89.47	98.72	106.96	114.48	108.24	106.88	98.93	+1.06
16	87.39	98.03	106.29	114.40	108.78	106.88	97.85	+2.20
23	86.70	98.21	105.69	113.63	109.05	104.93	97.62	+2.44
30	87.53	98.64	106.59	114.20	108.77	106.17	98.01	+2.03
九月 Sept. 6	86.04	99.05	108.19	113.92	110.48	104.67	97.69	+2.36
13	85.06	97.02	107.00	111.17	110.16	103.75	96.43	+3.70
20	83.93	93.14	107.38	111.17	110.63	99.95	96.17	+3.98
27	84.96	100.69	108.67	110.58	109.50	99.80	96.83	+3.25
十月 Oct. 4	85.50	100.30	108.67	105.23	109.84	100.69	96.60	+3.52
11	82.67	99.56	109.54	104.53	109.62	101.00	95.20	+5.04
18	81.78	98.24	109.38	104.53	103.71	99.73	94.49	+5.83
25	81.27	100.07	110.21	103.12	109.57	99.37	94.69	+5.61
十一月 Nov. 1	80.40	97.60	108.52	103.52	110.45	98.82	93.56	+6.88
8	80.66	95.94	107.57	103.72	109.23	100.05	93.23	+7.26
15	81.97	95.42	107.34	105.30	110.08	99.95	93.96	+6.43
22	84.28	95.27	105.88	105.87	110.18	99.16	94.80	+5.49
29	83.35	94.07	105.29	105.30	110.18	100.98	94.15	+6.21
十二月 Dec. 6	83.30	93.77	105.64	103.92	109.11	100.17	93.84	+6.56
13	80.00	94.16	105.68	104.94	108.92	99.12	92.43	+8.19
20	78.91	94.32	104.20	106.02	113.68	98.99	92.30	+8.34
27	80.01	92.34	103.35	106.43	113.03	101.39	92.45	+8.17
1934一月 Jan. 3	79.17	92.65	103.56	107.13	113.13	100.84	92.19	+8.47

表一：華北批發物價指數 (按工業分類)

Table I. Index Numbers of Commodity Prices at Wholesale in North China (Classified by Industries)

1926=100

丙. 每週平均(續)

C. Weekly Averages, 1928-1934 (Continued)

各週計算終止日 Week ending:	食物 Foods	布疋及其原料 Cloths & Clothing	金屬 Metals & Metal Products	建築材料 Building Materials	燃料 Fuels & Light	雜項 Miscellaneous	總指數 All Commodities	銀元購買力 較1926年平均(100) 增(+)或減(-)之 百分數 Purchasing Power of the dollar; Cents above (+) or below (-) 1926 average of 100	
1934									
一月 Jan.	10	79.22	92.94	102.84	104.30	113.01	102.12	91.94	+ 8.77
	17	78.75	93.18	103.29	104.51	112.66	99.94	91.71	+ 9.04
	24	78.21	93.08	103.07	104.51	112.25	99.88	91.39	+ 9.42
	31	78.15	93.04	103.34	105.19	112.49	99.08	91.42	+ 9.39
二月 Feb.	7	79.10	93.09	102.75	105.19	111.85	100.14	91.79	+ 8.94
	14	80.15	93.38	102.14	106.11	112.02	101.91	92.44	+ 8.13
	21	79.87	93.87	101.70	106.91	110.32	101.67	92.25	+ 8.40
	28	78.51	94.90	101.91	106.58	112.07	98.77	91.82	+ 8.91
三月 Mar.	7	77.92	94.39	100.72	105.54	111.91	96.24	91.07	+ 9.81
	14	77.84	94.45	100.93	106.58	111.64	98.60	91.26	+ 9.58
	21	77.82	94.69	100.63	105.54	111.78	98.87	91.17	+ 9.69
	28	76.75	94.99	101.35	107.63	111.06	99.68	90.85	+ 10.07
四月 Apr.	4	75.23	94.49	100.77	106.83	111.98	99.71	89.97	+ 11.15
	11	75.31	93.98	99.42	106.19	110.31	98.05	89.61	+ 11.59
	18	74.05	93.80	100.30	106.10	108.16	95.54	88.74	+ 12.69
	25	72.96	93.64	99.78	107.09	109.01	97.08	88.36	+ 13.17
五月 May	2	72.79	93.28	105.09	107.84	109.88	101.81	89.21	+ 12.10
	9	73.59	93.70	106.11	106.66	110.93	100.12	89.71	+ 11.47
	16	73.17	93.48	105.39	107.71	111.05	97.54	89.38	+ 11.88
	23	73.78	91.30	104.65	105.62	111.16	99.64	89.11	+ 12.22
	30	74.32	91.38	105.35	104.52	110.43	99.84	89.31	+ 11.97
六月 June	6	74.62	92.28	105.84	105.27	111.02	100.21	89.82	+ 11.33
	13	74.66	90.82	105.71	105.47	110.21	99.78	89.49	+ 11.74
	20	74.41	89.96	104.78	105.47	110.58	98.70	89.10	+ 12.23
	27	74.44	89.34	105.24	109.30	110.79	99.57	89.47	+ 11.77
七月 July	4	75.17	89.23	104.70	108.71	111.09	98.68	89.67	+ 11.52
	11	73.89	89.21	106.77	107.08	109.42	100.30	89.06	+ 12.28
	18	75.80	89.45	106.77	109.28	109.33	99.07	90.18	+ 10.89
	25	80.30	88.39	106.56	106.62	109.20	93.49	91.84	+ 8.89
八月 Aug.	1	84.37	89.20	107.11	106.90	108.98	99.49	93.82	+ 6.59
	8	84.89	88.73	107.34	105.50	109.96	99.25	94.05	+ 6.33
	15	87.35	89.82	108.00	105.90	113.68	96.38	95.70	+ 4.49
	22	86.42	89.33	108.15	106.62	113.66	96.15	95.20	+ 5.04
	29	85.06	88.17	108.12	106.62	111.92	96.22	94.27	+ 6.08
九月 Sept.	5	83.65	87.64	108.12	105.74	111.71	97.61	93.49	+ 6.96
	12	82.90	87.78	108.84	104.91	111.71	99.08	93.24	+ 7.25
	19	79.87	87.55	111.49	105.25	111.33	97.06	92.42	+ 8.20
	26	81.00	87.01	108.99	105.58	109.85	95.89	91.99	+ 8.71
十月 Oct.	3	79.85	86.17	110.26	105.42	109.72	98.19	91.54	+ 9.24
	10	79.79	86.63	109.95	105.58	110.18	95.82	91.50	+ 9.29
	17	80.48	86.00	109.15	105.94	110.18	93.84	91.56	+ 9.22
	24	82.76	86.60	109.32	106.62	109.72	91.51	92.65	+ 7.93
	31	83.02	89.51	109.72	106.29	110.20	90.13	93.31	+ 7.17
十一月 Nov.	7	82.46	88.95	109.04	106.29	110.25	92.84	93.00	+ 7.53
	14	81.99	89.19	109.57	106.95	110.25	94.62	93.04	+ 7.48
	21	81.68	89.09	108.21	107.56	111.04	94.47	92.85	+ 7.70
	28	82.80	89.24	108.36	105.99	110.78	93.98	93.21	+ 7.28
十二月 Dec.	5	84.85	88.47	107.79	105.99	112.07	93.72	94.03	+ 6.35
	12	86.35	89.47	107.84	105.99	111.12	95.24	94.88	+ 5.40
	19	87.08	87.95	106.90	107.12	111.33	94.47	94.89	+ 5.39
	26	88.71	88.31	106.15	105.99	111.34	94.74	95.48	+ 4.73
1935一月 Jan.	2	89.63	88.29	106.53	105.99	110.50	94.98	95.86	+ 4.32

表二： 華北批發物價指數 (按加工程度分類)

Table II. Index Numbers of Commodity Prices at Wholesale in North China (Classified by Stages of Production)

1926=100

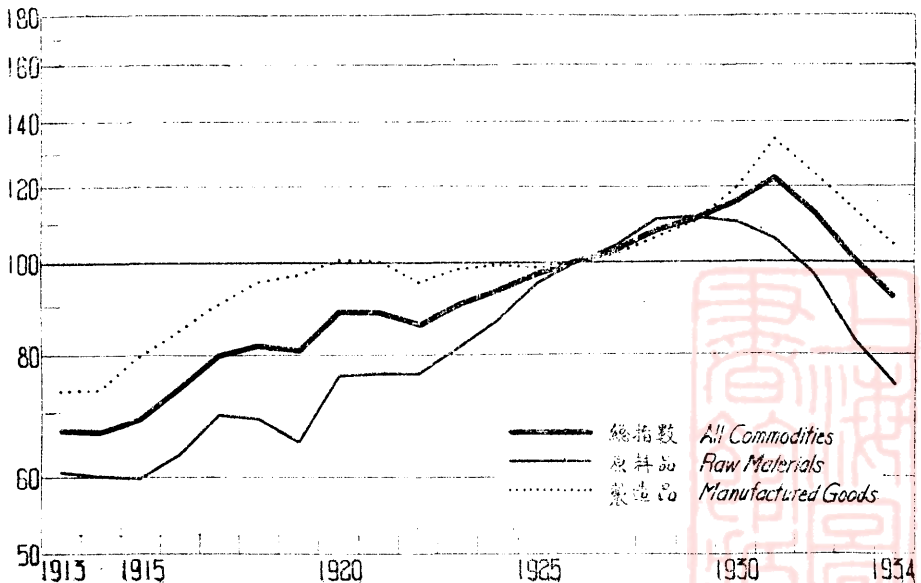
甲. 每年平均

A. Yearly Averages, 1913-1934

	原 料 品 Raw Materials					製 造 品 Manufactured Goods		
	農 產 品	動 物 產 品	林 產 品	礦 產 品	原 料 品 指 數	生 產 品	消 費 品	製 造 品 指 數
	Farm Crops	Animal Products	Forest Products	Mineral Products	Raw Materials	Producers' Goods	Consumers' Goods	Manufactured Goods
1913	61.18	61.52	55.33	62.72	60.90	77.38	71.00	73.80
1914	57.83	65.05	57.49	62.79	60.11	79.63	69.75	74.04
1915	57.61	65.27	59.05	63.28	59.89	86.13	72.31	77.94
1916	60.88	70.08	63.76	65.53	63.29	101.19	75.48	85.09
1917	70.39	67.11	69.25	68.58	69.45	108.62	79.83	90.55
1918	64.05	78.37	76.18	73.48	68.95	111.59	86.04	95.70
1919	59.25	80.97	76.35	68.06	65.29	102.95	93.43	87.13
1920	77.31	84.09	71.31	72.81	76.54	105.97	97.69	100.92
1921	77.69	84.08	82.35	68.53	76.92	106.46	96.90	100.62
1922	74.97	86.92	85.23	72.34	76.78	95.35	95.60	95.50
1923	81.59	87.63	89.42	75.34	81.60	98.21	98.67	98.48
1924	89.03	88.90	94.85	78.88	87.13	99.76	99.31	99.50
1925	100.01	91.30	92.10	88.68	95.16	100.30	97.91	98.92
1926	100.00	100.00	100.00	100.00	100.00	100.00	100.00	100.00
1927	102.51	113.45	108.78	99.92	104.32	97.24	105.35	102.11
1928	103.34	124.24	124.62	115.00	111.08	100.00	110.30	106.16
1929	106.75	126.63	128.40	106.07	111.59	105.90	114.21	110.81
1930	106.82	120.43	123.57	105.23	110.46	115.48	132.09	119.41
1931	95.74	118.72	133.97	110.78	106.02	129.34	137.76	134.28
1932	89.74	96.73	135.63	101.50	97.19	114.59	131.09	124.17
1933	73.03	83.21	128.19	93.62	83.20	105.67	118.83	113.39
1934	64.26	76.51	116.58	86.10	74.70	100.13	107.66	104.58

圖二 華北批發物價指數 (按加工程度分類)

CHART II INDEX NUMBERS OF COMMODITY PRICES AT WHOLESALE IN NORTH CHINA (CLASSIFIED BY STAGES OF PRODUCTION) 1913-1934 1926=100



表二： 華北批發物價指數 (按加工程度分類)

Table II. Index Numbers of Commodity Prices at Wholesale in North China (Classified by Stages of Production)

1926=100

乙. 每月平均

B. Monthly Averages, 1928--1934

	原 料 品 Raw Materials					製 造 品 Manufactured Goods			
	農產品	動物產品	林產品	礦產品	原料品	生產品	消費品	製造品	
	Farm Crops	Animal Products	Forest Products	Mineral Products	Raw Materials	Producers' Goods	Consumers' Goods	Manufactured Goods	
1928									
一月	Jan.	103.59	113.06	123.22	110.29	103.38	96.41	109.02	103.97
二月	Feb.	104.39	118.86	126.98	112.29	110.49	97.53	109.94	104.92
三月	Mar.	108.31	120.84	124.55	115.54	113.41	97.55	110.46	105.24
四月	Apr.	110.24	118.74	124.33	114.44	113.87	98.75	110.10	105.53
五月	May	109.54	119.26	126.28	114.54	113.67	98.44	109.88	105.25
六月	June	107.90	131.45	125.63	114.24	114.60	98.64	109.55	105.16
七月	July	108.32	133.72	127.12	115.67	115.69	99.60	109.45	105.49
八月	Aug.	99.80	130.72	125.12	114.79	109.89	99.68	109.25	105.31
九月	Sept.	94.49	130.22	123.63	116.89	105.90	101.20	109.74	106.17
十月	Oct.	97.86	132.34	120.81	116.03	109.18	104.01	110.11	107.67
十一月	Nov.	97.48	121.60	123.78	116.43	107.68	104.00	113.87	109.65
十二月	Dec.	99.17	120.54	123.86	111.89	107.44	104.23	113.30	109.51
1929									
一月	Jan.	104.76	128.34	123.72	111.74	111.69	105.19	115.07	111.46
二月	Feb.	105.97	132.98	122.07	111.11	112.64	107.99	116.48	112.99
三月	Mar.	105.37	132.59	124.59	108.95	112.19	109.06	116.94	113.42
四月	Apr.	103.54	126.25	124.94	107.25	103.94	105.25	114.12	111.39
五月	May	102.91	125.90	125.90	106.45	109.33	105.99	114.69	110.75
六月	June	104.76	127.22	126.43	105.05	110.08	105.25	114.79	110.62
七月	July	110.70	124.54	127.14	104.31	112.74	105.61	112.70	109.89
八月	Aug.	112.78	124.15	127.14	103.02	113.53	104.48	112.94	109.57
九月	Sept.	111.22	124.66	129.63	102.58	112.86	105.21	113.68	110.30
十月	Oct.	108.97	124.62	136.43	103.47	112.51	105.53	113.10	110.09
十一月	Nov.	105.09	121.95	136.32	105.32	110.73	105.36	113.15	110.03
十二月	Dec.	104.90	126.31	136.54	103.58	110.82	103.84	112.81	109.24
1930									
一月	Jan.	106.78	122.64	129.79	100.05	109.90	107.25	113.60	111.02
二月	Feb.	110.03	125.71	128.36	102.76	112.58	111.08	117.05	114.70
三月	Mar.	110.31	126.21	125.46	103.52	112.71	111.73	117.59	115.18
四月	Apr.	107.36	123.74	125.54	102.06	110.41	111.65	117.52	115.12
五月	May	111.13	120.89	126.31	103.92	112.38	111.70	119.53	115.33
六月	June	110.93	119.70	129.83	107.45	113.32	119.18	124.05	122.08
七月	July	111.38	118.67	127.74	108.35	113.42	122.00	127.45	125.24
八月	Aug.	111.35	119.24	126.43	108.17	113.34	120.43	127.55	124.65
九月	Sept.	105.66	119.32	120.89	108.22	103.88	118.98	127.42	123.98
十月	Oct.	102.28	117.33	122.25	107.83	107.78	118.45	123.67	121.63
十一月	Nov.	98.38	115.42	122.23	105.63	105.10	117.40	124.69	121.72
十二月	Dec.	96.23	116.27	127.99	103.78	104.64	115.83	124.91	121.22
1931									
一月	Jan.	98.21	120.44	129.59	105.05	103.03	122.92	129.12	126.60
二月	Feb.	99.73	124.02	130.01	108.34	108.54	130.32	132.80	131.79
三月	Mar.	98.35	124.27	131.65	113.22	103.03	132.32	135.95	134.47
四月	Apr.	99.33	123.33	133.81	116.98	110.02	128.44	138.30	134.62
五月	May	99.00	121.91	134.00	116.96	103.58	129.69	140.03	135.80
六月	June	96.59	116.68	133.92	115.12	103.95	133.22	140.32	137.44
七月	July	96.34	116.30	135.40	109.32	105.68	131.66	138.73	135.86
八月	Aug.	97.40	113.90	136.42	110.05	103.57	131.14	140.32	136.05
九月	Sept.	95.66	115.80	135.78	109.57	105.17	131.07	140.27	133.57
十月	Oct.	90.54	118.15	135.89	109.18	102.79	128.67	138.86	134.66
十一月	Nov.	89.11	114.31	135.45	109.29	101.32	127.41	139.31	134.53
十二月	Dec.	88.50	115.52	135.70	106.31	100.56	125.18	138.49	133.01

表二： 華北批發物價指數 (按加工程度分類)

Table II. Index Numbers of Commodity Prices at Wholesale in North China (Classified by Stages of Production)

1926=100

乙. 每月平均 (續)

B. Monthly Averages, 1928-1934 (Continued)

	原 料 品 Raw Materials					製 造 品 Manufactured Goods		
	農產品	動物產品	林產品	礦產品	原料品指數	生產品	消費品	製造品指數
	Farm Crops	Animal Products	Forest Products	Mineral Products	Raw Materials	Producers' Goods	Consumers' Goods	Manufactured Goods
1932								
一月	91.38	114.84	135.27	103.78	101.34	120.55	133.92	128.41
二月	95.51	108.47	134.73	104.46	102.94	122.48	135.53	130.15
三月	95.19	100.86	136.41	104.73	101.67	121.56	134.37	129.05
四月	97.31	96.44	137.96	105.08	102.24	121.31	135.65	129.72
五月	97.01	94.28	138.19	103.73	101.49	115.65	135.49	127.14
六月	93.44	94.97	135.12	103.84	99.45	114.42	133.47	125.50
七月	90.88	92.64	136.69	102.62	97.45	112.09	129.48	122.21
八月	88.94	94.42	136.10	100.92	96.32	109.37	129.45	121.01
九月	84.17	93.27	135.13	100.09	93.17	109.21	128.39	120.35
十月	82.87	89.49	135.18	95.55	90.98	107.85	126.51	118.77
十一月	78.79	92.88	133.62	97.87	89.73	110.45	124.55	118.76
十二月	81.34	88.15	133.13	95.31	89.55	110.13	125.26	118.97
1933								
一月	84.14	92.09	133.55	96.45	92.19	111.55	126.88	120.51
二月	83.88	91.98	137.04	96.52	92.11	111.35	125.23	119.51
三月	81.87	84.99	135.11	97.44	89.92	109.57	123.85	117.91
四月	76.82	80.08	133.93	96.53	85.87	105.67	120.17	114.57
五月	74.47	76.49	127.66	95.48	83.26	105.90	120.91	114.67
六月	75.95	88.66	128.59	92.83	85.76	105.88	121.30	114.88
七月	74.96	84.81	132.32	91.75	84.20	104.97	120.29	113.97
八月	69.34	82.25	134.14	91.71	80.95	103.82	115.54	110.72
九月	66.24	80.72	127.38	91.59	78.40	104.06	114.74	110.34
十月	62.69	81.09	116.25	91.96	75.74	102.34	114.22	109.31
十一月	62.57	78.67	116.44	91.11	75.07	101.69	113.23	108.47
十二月	73.45	76.78	115.85	90.05	74.94	100.25	109.61	105.79
1934								
一月	62.52	77.65	112.15	88.78	74.18	99.42	103.12	104.50
二月	62.93	84.21	113.02	83.53	75.41	99.46	107.86	104.41
三月	61.35	83.38	113.26	87.96	74.16	98.47	107.31	103.68
四月	57.45	77.83	112.70	85.79	70.52	98.61	105.44	103.32
五月	56.73	75.98	113.18	85.43	69.74	100.83	105.73	104.31
六月	58.22	74.11	116.81	84.93	70.57	100.89	105.00	103.92
七月	63.52	71.06	120.17	85.62	73.50	101.00	107.35	104.89
八月	71.75	72.80	120.44	85.81	78.87	100.81	110.50	105.52
九月	66.93	76.52	119.48	85.28	76.49	101.04	105.87	104.48
十月	67.09	77.42	119.31	84.55	76.52	100.70	105.93	103.80
十一月	68.02	74.28	120.43	84.54	76.57	103.25	105.60	105.18
十二月	74.56	72.82	118.04	84.99	79.92	100.05	110.17	105.00



表二： 華北批發物價指數 (按加工程度分類)

Table II. Index Numbers of Commodity Prices at Wholesale in North China
(Classified by Stages of Production)

1926=100

丙. 每週平均

C. Weekly Averages, 1928-1934

	原 料 品 Raw Materials					製 造 品 Manufactured Goods		
	農產品	動物產品	林產品	礦產品	原料品指數	生產品	消費品	製 造 品指數
	Farm Crops	Animal Products	Forest Products	Mineral Products	Raw Materials	Producers' Goods	Consumers' Goods	Manufactured Goods
各週計算終止日 Week ending: 1928								
四月 Apr.	4 108.75	120.84	124.53	114.87	113.52	100.02	110.01	105.02
	11 108.60	117.35	125.42	114.87	112.94	98.30	110.24	105.42
	18 110.02	120.85	126.18	113.58	114.11	99.21	110.64	105.04
	25 112.35	116.08	119.33	114.69	114.15	98.50	109.75	105.22
五月 May	2 111.48	118.56	126.18	114.17	114.64	97.71	109.82	104.93
	9 110.49	114.42	126.18	114.81	113.52	98.16	110.39	105.35
	16 108.77	121.00	126.18	112.43	113.03	98.46	109.71	105.13
	23 109.88	117.45	126.98	115.60	113.94	97.76	109.47	104.75
	30 109.03	124.15	125.77	115.30	114.18	99.37	109.94	105.70
六月 June	6 106.73	125.69	125.77	114.04	112.83	98.95	109.35	105.17
	13	津 變	停 編	Tientsin Incident				
	20 108.09	135.82	125.77	114.21	115.48	98.58	109.66	105.24
	27 108.89	132.84	125.36	114.48	115.49	98.30	109.64	105.08
七月 July	4 109.05	130.48	127.83	113.14	115.58	98.69	108.30	104.44
	11 108.87	136.77	127.83	115.16	116.38	100.27	109.95	106.05
	18 109.26	134.73	127.83	115.07	116.33	99.09	110.17	105.71
	25 107.87	134.22	127.83	116.64	115.79	100.27	108.24	105.05
八月 Aug.	1 106.56	132.42	121.29	116.32	114.39	99.66	110.59	105.19
	8 107.05	131.37	125.12	116.23	114.57	99.19	109.79	105.53
	15 103.41	128.60	125.12	115.31	111.91	101.21	109.23	106.03
	22 97.10	131.22	125.12	112.94	103.20	99.62	109.47	105.11
	29 91.63	131.69	125.12	114.67	104.88	98.68	108.49	104.56
九月 Sept.	5 92.36	126.80	125.53	114.97	104.69	100.26	109.69	105.25
	12 95.28	129.61	123.78	123.37	103.34	101.20	109.34	105.09
	19 94.85	129.23	122.12	116.61	105.50	100.52	109.58	105.95
	26 94.93	132.78	122.96	112.26	105.83	101.30	109.79	105.34
十月 Oct.	3 95.05	132.70	123.78	117.24	108.12	102.73	110.28	107.22
	10 98.16	133.55	123.78	116.10	109.79	104.42	110.56	108.08
	17 98.25	133.58	122.96	115.70	109.70	103.93	110.27	107.71
	24 97.13	132.67	117.06	116.01	108.47	104.45	110.12	107.95
	31 97.91	129.55	119.43	116.42	108.77	103.22	109.48	108.95
十一月 Nov.	7 96.66	122.74	123.78	116.22	107.34	102.86	111.95	107.89
	14 97.40	120.87	123.78	116.71	107.64	104.63	116.17	110.66
	21 96.84	121.39	123.78	116.51	107.36	103.19	112.86	108.73
	28 99.03	121.41	123.78	116.29	108.37	105.30	115.41	111.30
十二月 Dec.	5 96.65	121.37	123.78	103.81	105.86	105.19	112.90	110.08
	12 97.69	112.42	123.78	114.05	105.94	104.02	112.89	108.90
	19 98.48	119.45	123.78	113.77	107.43	103.81	115.31	110.37
	26 100.45	117.97	124.18	111.29	107.80	103.63	112.00	108.60
1929一月 Jan.	2 102.56	130.15	123.78	110.67	110.13	103.48	113.41	109.58



表二： 華北批發物價指數 (按加工程度分類)

Table II. Index Numbers of Commodity Prices at Wholesale in North China (Classified by Stages of Production)

1926=100
丙. 每週平均(續)
C. Weekly Averages, 1928-1934 (Continued)

各週計算終止日 Week ending: 1929	原 料 品 Raw Materials					造 品 Manufactured Goods		
	農產品	動物產品	林產品	礦產品	原料品指數	生產品	消費品	製造品指數
	Farm Crops	Animal Products	Forest Products	Mineral Products	Raw Materials	Producers' Goods	Consumers' Goods	Manufactured Goods
一月 Jan.	9 105.85	129.97	123.37	110.73	111.97	105.49	113.57	110.30
	16 105.41	125.54	123.94	110.86	111.56	106.12	115.60	111.74
	23 104.29	128.04	123.78	112.13	111.59	106.36	115.54	111.91
	30 103.48	129.82	123.78	113.25	111.65	106.77	115.56	111.90
二月 Feb.	6 104.22	134.78	123.78	110.11	112.09	106.65	115.65	111.94
	13 106.44	132.97	117.83	112.60	112.82	108.81	116.80	113.45
	20 107.26	131.19	124.59	110.63	113.00	108.50	117.07	113.59
三月 Mar.	6 105.85	138.32	124.59	110.43	113.59	107.66	116.21	112.49
	13 106.23	134.87	124.59	110.01	113.23	108.70	117.29	113.46
	20 105.72	128.56	124.59	108.64	111.74	109.19	117.33	113.66
	27 105.14	129.65	124.59	108.41	111.53	110.97	117.13	114.36
四月 Apr.	3 103.89	131.54	124.59	107.26	110.87	108.79	116.74	113.16
	10 102.72	126.53	125.38	107.65	109.66	105.64	116.12	111.88
	17 102.90	126.22	124.59	107.69	109.66	104.82	115.91	111.25
	24 104.90	125.43	124.18	107.74	110.59	107.59	114.55	111.59
五月 May	1 103.65	126.80	125.60	105.91	109.83	106.95	114.02	111.02
	8 103.97	124.37	125.60	106.79	109.84	106.70	114.88	111.19
	15 102.76	125.69	125.60	107.22	109.48	106.94	113.72	110.67
	22 102.38	126.56	127.17	106.27	109.31	103.89	114.24	109.54
	29 102.51	126.97	125.19	105.50	108.69	106.41	115.91	111.61
六月 June	5 103.43	127.14	126.01	105.71	109.34	104.22	116.17	110.72
	12 104.28	124.03	127.21	104.55	109.63	105.29	116.42	111.36
	19 103.78	123.98	125.48	104.73	119.19	106.09	116.11	111.57
	26 104.77	130.35	127.14	104.94	110.41	144.77	112.82	109.61
七月 July	3 107.05	130.60	126.32	105.30	111.84	105.88	112.42	109.82
	10 109.80	130.17	126.32	104.92	113.15	105.27	112.40	109.57
	17 111.79	125.94	126.32	104.92	113.57	104.85	112.92	109.71
	24 110.71	119.39	127.95	104.42	112.12	105.16	112.93	109.85
	31 110.49	122.64	127.95	102.98	112.10	107.15	112.56	110.42
八月 Aug.	7 110.95	123.25	127.14	103.54	112.75	105.49	113.27	110.17
	14 113.04	123.16	127.14	102.98	113.46	104.41	112.91	109.52
	21 113.31	124.40	127.14	102.78	113.71	104.17	112.41	109.12
	28 113.83	125.80	127.14	102.78	114.19	103.85	113.18	109.45
九月 Sept.	4 113.73	123.45	125.90	102.78	113.70	104.74	113.30	109.89
	11 111.36	123.06	125.48	102.82	112.38	104.97	114.07	110.43
	18 109.98	127.10	125.48	102.53	112.10	104.29	114.06	110.15
	25 110.28	123.47	136.10	102.43	112.92	106.13	114.03	110.88
十月 Oct.	2 110.77	126.20	135.19	102.34	113.20	105.94	112.95	110.16
	9 110.55	125.77	136.54	102.01	113.05	105.26	113.34	110.12
	16 110.14	124.50	136.10	102.34	112.71	105.74	113.22	110.24
	23 107.48	125.46	136.10	102.99	111.89	105.67	113.14	110.17
	30 107.72	122.74	136.98	106.55	112.35	105.46	112.71	109.83
十一月 Nov.	6 104.80	120.59	136.10	106.25	111.07	104.96	112.90	109.68
	13 106.25	122.49	136.98	105.88	111.51	105.20	113.69	110.30
	20 104.57	121.67	136.10	105.17	110.38	105.48	112.99	110.00
	27 104.73	123.03	136.10	103.98	109.96	105.80	113.00	110.14
十二月 Dec.	4 104.71	125.52	136.54	104.36	110.91	104.39	112.75	109.41
	11 105.46	126.40	136.98	104.56	111.38	103.72	112.80	109.17
	18 104.48	128.89	136.98	104.56	111.21	103.31	113.04	109.04
	25 104.98	128.57	136.10	103.19	111.05	103.75	112.92	109.19
1930一月 Jan.	1 104.89	122.16	136.10	101.22	109.57	104.05	112.53	109.27

表二：華北批發物價指數 (按加工程度分類)

Table II. Index Numbers of Commodity Prices at Wholesale in North China (Classified by Stages of Production)

1926=100
丙. 每週平均 (續)
C. Weekly Averages, 1928-1934 (Continued)

各週計算終止日 Week ending: 1930	原 料 品 Raw Materials					造 品 Manufactured Goods		
	農 產 品	動 物 產 品	林 產 品	礦 產 品	原 料 品 指 數	生 產 品	消 費 品	製 造 品 指 數
	Farm Crops	Animal Products	Forest Products	Mineal Products	Raw Materials	Producers' Goods	Consumers' Goods	Manufactured Goods
一 月 Jan. 8	105.59	122.81	129.40	100.27	109.49	106.93	113.27	110.69
15	107.16	122.74	129.40	100.27	110.09	107.27	113.33	110.87
22	107.14	121.00	129.40	99.91	109.72	107.37	113.81	111.19
29	107.24	123.99	130.54	99.73	110.29	107.44	113.97	111.31
二 月 Feb. 5		春 節	無 市	Chinese	Spring	Festival		
12	107.47	125.49	129.80	102.65	111.28	110.77	116.78	114.55
19	111.52	129.47	129.80	102.82	114.09	111.60	117.05	114.84
26	111.10	122.18	125.47	102.82	112.38	110.88	117.32	114.70
三 月 Mar. 5	111.18	126.09	124.66	102.82	113.09	111.00	118.31	115.24
12	111.46	128.46	126.57	104.03	113.88	111.65	117.81	115.31
19	108.85	130.83	125.77	104.03	112.56	111.95	116.79	114.83
26	109.31	121.81	124.95	104.03	111.84	111.87	116.77	114.78
四 月 Apr. 2	110.77	123.85	125.36	102.68	112.17	112.19	118.27	115.76
9	107.53	123.35	125.69	102.68	110.72	112.18	117.07	115.09
16	107.42	125.50	125.76	101.90	110.63	111.79	117.33	115.08
23	106.70	125.16	125.77	102.00	110.15	111.28	117.68	115.04
30	107.79	120.96	124.95	101.66	110.14	111.33	118.01	115.25
五 月 May 7	111.33	126.12	124.95	101.75	112.43	111.36	119.33	116.08
14	111.49	117.95	125.36	104.79	112.33	111.67	119.54	116.33
21	111.09	119.89	125.36	104.56	112.37	111.73	119.38	116.26
28	110.54	119.57	129.56	104.56	112.40	112.02	119.86	116.66
六 月 June 4	110.29	122.36	129.56	104.56	112.72	112.44	120.53	117.23
11	111.22	119.49	131.07	108.15	113.71	119.52	123.27	121.76
18	111.04	119.19	130.65	107.62	113.41	120.60	124.24	122.77
25	111.77	117.25	130.15	107.76	113.46	120.91	124.40	122.98
七 月 July 2	110.35	120.22	127.74	103.18	113.32	122.44	127.82	125.64
9	110.53	119.17	128.55	107.85	113.01	123.71	127.95	126.23
16	111.45	119.17	127.74	108.88	113.66	122.15	127.98	125.61
23	111.35	117.21	126.91	108.40	113.11	120.97	127.67	124.95
30	112.17	119.13	127.74	108.28	113.89	121.17	126.20	124.17
八 月 Aug. 6	112.08	119.44	127.74	109.13	114.03	120.14	127.18	124.32
13	112.25	119.40	127.74	107.20	113.73	119.90	127.59	124.45
20	111.37	119.90	127.74	107.78	113.48	120.73	127.42	124.70
27	111.28	118.33	128.14	107.88	113.24	120.90	127.22	124.65
九 月 Sept. 3	109.79	119.13	120.81	108.87	112.17	120.46	128.33	125.12
10	108.95	119.79	120.81	108.09	111.66	119.12	128.46	124.64
17	105.36	119.03	120.81	108.11	109.64	119.75	128.30	124.81
24	104.75	120.13	120.02	108.11	109.42	118.77	127.01	123.65
十 月 Oct. 1	103.56	118.32	121.91	108.55	108.78	118.29	125.92	122.81
8	104.37	118.92	121.50	108.37	109.22	118.96	124.80	122.43
15	103.56	118.77	121.91	107.87	108.68	118.43	123.73	121.58
22	101.63	118.08	122.70	107.87	107.60	118.19	122.95	121.30
29	99.57	113.53	122.88	107.20	105.62	118.23	123.20	121.19
十一月 Nov. 5	99.36	113.87	121.91	107.38	105.53	118.44	124.16	121.84
12	98.19	115.68	122.70	107.64	105.32	118.28	125.02	122.28
19	98.52	116.90	121.91	107.68	105.57	118.12	124.89	122.14
26	98.25	115.47	122.70	105.67	104.87	116.14	124.11	120.85
十二月 Dec. 3	97.56	115.17	121.91	104.80	104.20	116.04	125.24	121.48
10	97.50	114.11	128.04	103.38	104.17	116.19	124.03	120.83
17	97.13	117.23	124.43	102.69	104.22	114.74	124.78	120.67
24	93.13	117.55	129.74	104.64	104.68	116.58	125.01	121.57
31	97.11	116.17	129.74	104.44	105.48	116.03	125.82	121.81

表二： 華北批發物價指數 (按加工程度分類)

Table II. Index Numbers of Commodity Prices at Wholesale in North China (Classified by Stages of Production)

1926=100

丙. 每週平均(續)

C. Weekly Averages, 1926-1934 (Continued)

各週計算終止日 Week ending: 1931	原 料 品 Raw Materials					製 造 品 Manufactured Goods		
	農產品	動物產品	林產品	礦產品	原料品 指數	生產品	消費品	製造品 指數
	Farm Crops	Animal Products	Forest Products	Mineral Products	Raw Materials	Producers' Goods	Consumers' Goods	Manufactured Goods
一月 Jan.	7 97.73	115.51	129.74	104.64	104 94	119.18	126.18	123 33
	14 98.22	116.42	129.74	104.85	105 40	124.54	129.10	127 26
	21 98.36	124.31	129.12	104.34	105 49	122.38	130.32	127 08
	28 98.54	125.51	129.74	106.37	107 28	125.59	130.86	128 73
二月 Feb.	4 98.42	118.33	129.74	106.60	107 15	125.99	131.21	129 09
	11 99.22	125.40	130.56	108.43	108 31	129.23	132.75	131 33
	18	春 節	無 市	Chinese	Spring	Festival		
	25 101.56	128.34	129.74	110.00	110 17	135.74	134.44	134 96
三月 Mar.	4 100.16	127.41	128.90	107.47	108 33	134.84	135.53	135 26
	11 100.04	124.71	128.90	110.62	108 85	135.92	133.71	134 58
	18 100.3	126.02	133.44	110.21	109 49	130.26	136.28	133 84
	25 98.22	122.99	133.48	115.23	108 80	130.63	135.71	133 65
四月 Apr.	1 98.02	125.73	133.48	120.23	109 67	129.95	138.52	131 03
	8 98.23	126.42	133.92	118.26	110 12	127.47	137.58	133 45
	15 99.16	120.55	134.35	115.66	109 24	129.53	138.36	134 76
	22 99.76	119.49	133.48	117.01	109 62	128.22	139.74	131 02
	29 100.41	126.87	133.48	116.97	111 11	128.55	139.92	135 26
五月 May	6 99.92	122.47	133.48	117.09	110 16	128.82	139.80	135 30
	13 99.98	121.64	134.35	116.76	110 09	129.62	139.70	135 58
	20 99.63	118.61	134.35	116.76	109 43	129.25	139.79	131 47
	27 98.23	123.37	133.48	116.76	109 30	129.80	140.73	135 26
六月 June	3 97.23	123.46	133.35	117.42	108 94	130.97	140.12	136 38
	10 97.25	121.03	134.35	116.61	108 43	131.75	140.44	136 90
	17 95.73	118.58	134.35	117.40	107 33	135.15	140.23	136 18
	24 96.19	114.39	133.48	114.16	108 22	133.82	140.56	137 62
七月 July	1 97.19	112.67	133.48	112.32	105 83	132.67	140.04	137 05
	8 96.02	118.86	133.48	109.54	105 85	131.79	139.32	135 26
	15 95.36	115.84	135.33	108.89	104 85	132.28	138.11	135 75
	22 97.12	113.38	136.33	109.42	105 81	131.90	138.47	135 80
	29 96.87	117.10	135.45	109.44	106 19	130.66	139.01	135 61
八月 Aug.	5 97.50	113.83	136.33	109.16	106 04	131.42	138.76	135 77
	12 97.36	113.90	136.33	109.20	105 98	131.13	143.04	135 80
	19 99.30	113.61	136.33	110.31	107 21	131.44	139.57	136 26
	26 99.55	114.79	136.33	110.54	107 63	130.64	140.17	136 28
九月 Sept.	2 97.27	113.39	135.77	111.06	103 01	131.06	140.06	135 39
	9 97.22	114.71	136.77	109.04	105 73	131.35	140.47	138 79
	16 97.44	118.71	135.45	109.70	105 49	130.48	140.62	133 48
	23 94.82	124.40	135.45	109.84	106 21	131.01	140.29	136 69
	30 93.14	105.36	135.45	109.68	102 23	131.43	139.71	136 33
十月 Oct.	7 93.24	119.98	135.45	109.36	104 55	131.50	139.34	135 13
	14 90.85	116.78	135.45	109.03	103 05	128.03	138.96	134 49
	21 87.93	121.79	135.45	110.09	101 87	127.68	138.88	134 18
	28 90.14	114.04	137.20	108.16	101 70	127.48	139.24	133 83
十一月 Nov.	4 88.81	109.78	135.45	110.12	103 59	127.52	139.94	134 83
	11		津 變	無 市	Tientsin	Incident		
	18							
	25 89.39	115.47	135.45	109.23	101 62	127.84	139.77	134 87
十二月 Dec.	2 89.28	117.69	135.45	108.51	101 74	126.86	138.82	133 90
	9 88.27	122.23	135.45	106.67	101 43	126.94	140.19	134 73
	16 88.81	113.49	136.33	107.11	100 61	125.63	138.64	133 28
	23 88.26	113.29	134.55	106.67	100 03	124.66	138.14	133 58
	30 88.67	113.08	135.45	104.79	100 16	123.52	136.99	131 43

表二：華北批發物價指數 (按加工程度分類)

Table II, Index Numbers of Commodity Prices at Wholesale in North China
(Classified by Stages of Production)

1926=100

丙. 每週平均(續)

C. Weekly Averages, 1928-1934 (Continued)

	原料品 Raw Materials					製造品 Manufactured Goods		
	農產品 Farm Crops	動物產品 Animal Products	林產品 Forest Products	礦產品 Mineral Products	原料品 指數 Raw Materials	生產品 Producers' Goods	消費品 Consumers' Goods	製造品 指數 Manufactured Goods
各週計算終止日 Week ending:								
1932								
一月 Jan.	6 90.14	122.26	134.55	104.66	102.03	122.82	134.28	129.57
	13 90.46	112.89	135.45	104.25	100.81	119.56	134.19	128.13
	20 91.48	107.13	135.45	103.99	100.20	120.50	133.67	128.24
	27 92.08	111.05	135.45	102.93	101.16	121.45	133.67	128.64
二月 Feb.	3 92.72	117.59	135.45	103.05	102.48	118.45	133.81	127.48
	10	春節 春節	無市	Chinese	Spring	Festival		
	17 95.61	110.79	134.55	102.67	102.97	122.08	136.63	130.61
	24 96.17	108.77	134.55	105.71	103.83	122.87	135.18	130.11
三月 Mar.	2 94.76	105.84	135.08	103.99	102.02	122.50	134.79	129.73
	9 94.86	106.99	135.08	103.99	102.27	122.29	134.48	129.48
	16 95.52	100.04	135.08	105.08	101.69	121.07	133.63	128.45
	23 95.08	99.51	138.19	104.74	101.53	120.76	134.65	128.92
	30 95.30	96.88	137.27	105.09	101.18	122.12	134.71	129.41
四月 Apr.	6 96.18	96.06	137.27	105.85	101.67	121.90	135.45	129.85
	13 97.38	96.92	138.19	105.13	102.39	123.05	135.81	130.55
	20 97.69	97.12	138.19	104.51	102.48	121.16	136.12	129.93
	27 98.00	95.64	138.19	104.81	102.42	119.14	135.20	128.53
五月 May	4 98.83	94.08	138.19	104.11	102.42	117.42	134.59	127.44
	11 97.32	96.58	138.19	104.16	102.49	115.53	134.86	128.76
	18 98.05	94.63	138.19	103.12	101.93	114.75	136.01	127.07
	25 96.40	95.37	138.19	103.12	101.15	115.23	136.09	127.33
六月 June	1 94.45	90.71	138.19	104.16	99.45	115.33	135.91	127.10
	8 94.53	94.84	136.34	103.49	99.94	116.28	135.03	127.19
	15 94.66	93.28	136.34	103.50	99.78	114.55	132.96	125.26
	22 92.27	96.71	133.40	103.26	98.83	112.69	132.17	124.00
	29 92.28	95.05	134.40	105.10	99.23	114.17	133.71	125.53
七月 July	6 91.76	93.05	134.40	104.00	98.13	115.09	130.22	123.94
	13 91.50	92.79	138.19	104.00	98.21	113.42	128.89	122.43
	20 91.63	93.80	138.19	102.83	98.22	110.95	129.59	121.77
	27 90.87	91.37	136.34	101.62	96.98	110.53	129.45	121.52
八月 Aug.	3 88.65	92.21	136.34	100.65	95.71	110.46	129.24	121.38
	10 89.72	90.72	136.34	101.15	96.13	109.75	129.88	121.42
	17 89.52	95.51	135.38	100.14	96.59	109.95	130.05	121.61
	24 88.41	95.72	136.34	102.23	95.52	108.44	129.25	120.49
	31 88.12	95.72	136.34	100.14	96.02	109.32	128.61	120.51
九月 Sept.	7 86.15	96.59	136.34	100.04	94.94	109.05	127.53	119.82
	14 84.27	92.87	135.38	100.04	93.18	109.40	129.03	120.79
	21 83.14	92.87	133.40	100.04	92.40	109.40	128.43	120.45
	28 83.13	90.76	134.40	100.22	92.14	109.00	128.53	120.33
十月 Oct.	5 82.96	89.45	134.40	95.56	91.27	108.58	127.84	119.76
	12 83.94	89.72	134.40	95.18	91.51	107.43	126.84	118.69
	19 82.33	89.61	134.40	95.16	90.45	108.99	127.03	119.48
	26 82.43	87.76	136.34	96.06	90.50	107.55	126.57	118.59
十一月 Nov.	2 82.67	90.93	136.34	95.84	91.17	107.62	124.29	117.33
	9 79.64	90.14	136.34	96.16	89.34	110.83	124.03	118.60
	16 78.90	96.63	133.40	96.36	89.83	110.71	125.43	119.32
	23 79.38	92.47	133.40	96.51	89.48	110.39	124.48	118.83
	30 77.24	92.29	131.33	102.36	90.26	109.88	124.21	118.27
十二月 Dec.	7 80.59	88.95	134.40	95.74	89.33	110.16	125.54	119.15
	14 81.48	89.52	134.40	95.31	89.99	109.42	125.03	118.56
	21 82.09	88.02	131.86	95.28	89.90	110.41	125.26	118.09
	28 81.20	86.10	131.86	94.90	88.98	110.51	125.17	119.09

表二： 華北批發物價指數 (按加工程度分類)

Table II. Index Numbers of Commodity Prices at Wholesale in North China (Classified by Stages of Production)

1926=100

丙. 每週平均 (續)

C. Weekly Averages, 1928-1934 (Continued)

各週計算終止日 Week ending:	原 料 品 Raw Materials					製 造 品 Manufactured Goods		
	農產品 Farm Crops	動物產品 Animal Products	林產品 Forest Products	礦產品 Mineral Products	原料品 指數 Raw Materials	生產品 Producer's Goods	消費品 Consumers' Goods	製 造 品 指 數 Manufactured Goods
1933								
一月 Jan.	4 83.53	88.05	132.38	94.77	90.64	110.64	125.01	119.05
	11 84.61	87.32	136.34	96.06	91.64	110.67	127.56	120.52
	18 83.94	93.90	136.34	96.63	92.52	111.65	127.62	120.97
	25 83.93	96.68	136.34	97.33	93.13	111.96	126.56	120.50
二月 Feb.	1 84.71	94.48	136.34	97.46	93.01	112.82	127.65	121.50
	8 84.31	96.43	136.34	97.46	93.35	113.85	126.38	121.21
	15 84.10	91.74	137.27	96.07	92.19	111.36	125.30	119.52
	22 83.90	94.22	137.27	95.74	92.12	109.91	124.31	118.46
三月 Mar.	1 83.22	85.53	137.27	96.82	90.76	110.26	124.91	118.83
	8 83.06	88.54	132.38	97.97	90.61	111.70	124.13	115.00
	15 82.33	83.84	136.34	98.09	90.15	110.50	124.29	118.52
	22 81.43	84.31	136.34	97.58	89.59	108.16	123.69	117.24
	29 80.68	83.28	135.38	96.98	89.33	107.90	123.30	116.89
四月 Apr.	5 78.60	77.36	136.34	96.34	86.50	107.86	122.59	116.47
	12 78.08	80.98	136.34	96.67	86.94	107.15	120.10	114.74
	19 76.70	82.13	132.38	96.25	86.03	106.76	119.34	114.14
	26 76.33	79.24	132.38	96.86	85.41	106.35	119.44	114.02
五月 May	3 74.39	80.68	132.38	96.55	84.49	105.23	119.36	113.49
	10 75.04	78.96	126.88	96.04	84.11	106.27	120.06	114.34
	17 73.75	73.04	125.68	95.56	82.10	105.35	119.80	113.80
	24 74.36	74.95	125.68	95.28	82.76	105.97	121.26	114.90
	31 74.71	79.01	132.38	95.02	84.06	105.99	122.53	115.63
六月 June	7 75.68	88.01	126.88	94.18	85.66	105.94	122.00	115.31
	14 75.76	84.18	129.16	93.02	85.00	106.64	121.56	115.36
	21 75.15	90.90	129.16	92.99	85.76	105.70	121.66	115.00
	28 77.20	91.13	129.16	91.13	86.61	105.25	119.96	113.85
七月 July	5 79.27	86.89	129.16	92.38	85.47	106.33	122.22	115.60
	12 74.67	81.16	131.33	91.66	83.72	105.33	121.82	115.20
	19 74.66	88.86	131.33	91.03	84.89	105.02	120.32	113.95
	26 73.64	84.71	134.40	91.20	83.82	103.74	119.93	113.18
八月 Aug.	2 72.58	82.42	135.38	92.49	83.10	104.43	117.18	111.90
	9 71.94	80.31	135.38	91.77	82.29	104.21	116.01	111.14
	16 68.13	83.58	134.40	92.22	80.57	103.55	115.28	110.44
	23 68.62	80.73	132.38	91.59	80.14	103.35	115.63	110.55
	30 68.66	84.36	134.40	91.27	80.83	104.18	115.24	110.76
九月 Sept.	6 67.98	80.64	133.56	91.84	79.85	104.70	115.31	110.94
	13 65.95	83.50	126.13	91.18	78.54	103.80	113.90	109.76
	20 64.38	80.18	126.13	91.83	77.15	103.54	114.71	110.10
	27 66.64	78.54	123.70	91.49	78.04	104.18	115.04	110.57
十月 Oct.	4 64.98	88.58	117.38	91.83	78.30	102.77	115.58	110.28
	11 63.11	79.99	116.45	92.29	76.20	101.50	114.64	109.28
	18 61.92	80.42	116.45	91.53	75.04	102.76	113.76	109.21
	25 62.25	79.75	115.93	91.83	75.15	102.68	114.09	109.38
十一月 Nov.	1 61.19	76.73	115.02	92.33	74.03	101.92	113.05	108.46
	8 60.90	77.82	115.50	91.16	73.85	101.74	112.35	107.98
	15 61.45	80.80	117.38	91.28	74.81	102.14	113.06	108.57
	22 63.50	79.89	117.38	90.91	75.87	101.45	114.53	109.11
	29 64.43	76.15	115.50	91.07	75.72	101.43	112.99	108.21
十二月 Dec.	6 64.48	74.42	115.50	90.06	75.26	100.28	112.33	107.54
	13 64.34	76.41	115.50	89.84	74.93	100.68	108.73	105.44
	20 62.68	74.97	115.50	91.18	74.52	99.87	100.77	105.64
	27 63.02	79.41	117.27	89.88	75.30	100.00	108.58	105.10
1934一月 Jan.	3 62.55	78.68	115.50	89.30	74.67	100.35	108.62	105.23

表二：華北批發物價指數 (按加工程度分類)

Table II, Index Numbers of Commodity Prices at Wholesale in North China
(Classified by Stages of Production)

1926=100

丙. 每週平均(續)

C. Weekly Averages, 1928-1934 (Continued)

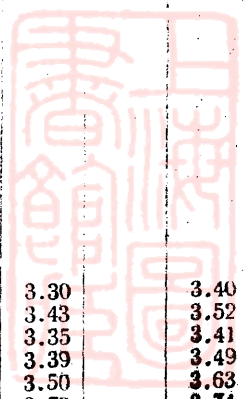
	原料品 Raw Materials				製造品 Manufactured Goods			
	農產品 Farm Crops	動物產品 Animal Products	林產品 Forest Products	礦產品 Mineral Products	原料品 指數 Raw Materials	生產品 Producers' Goods	消費品 Consumers' Goods	製造品 指數 Manufactured Goods
各週計算終止日 Week ending:								
1934								
一月 Jan.	10 62.38	79.71	111.71	88.99	74.44	99.37	108.38	104.68
	17 62.78	76.95	110.70	88.79	74.13	99.94	108.42	104.74
	24 62.67	76.51	110.70	88.51	73.94	99.18	107.82	104.27
	31 62.23	77.44	115.50	88.79	74.19	99.17	107.87	104.30
二月 Feb.	7 62.30	83.95	115.50	88.10	75.13	98.84	107.85	104.14
	14 63.18	87.48	111.21	88.49	75.95	99.85	107.96	104.64
	21 63.74	83.87	112.69	87.99	75.79	99.85	107.50	104.37
	28 62.48	81.54	112.69	89.54	74.76	99.28	108.13	104.50
三月 Mar.	7 61.77	82.04	112.69	88.37	74.37	98.12	107.08	103.40
	14 61.81	84.82	112.69	88.08	74.28	98.57	107.62	103.90
	21 61.50	83.87	112.69	87.90	74.40	98.06	107.53	103.64
	28 60.32	82.77	114.95	87.49	73.57	99.13	107.00	103.78
四月 Apr.	4 58.86	78.83	112.39	87.72	71.73	98.99	106.88	103.65
	11 59.10	79.04	112.39	86.34	71.86	96.59	106.78	103.01
	18 57.44	78.82	111.86	84.06	70.34	97.88	106.12	102.75
	25 56.45	77.38	112.92	84.94	69.73	98.04	105.76	102.60
五月 May	2 55.40	75.08	113.95	85.87	68.92	101.57	106.68	104.60
	9 55.21	75.41	113.18	85.39	68.69	101.59	107.95	105.32
	16 56.38	76.13	113.18	85.57	69.52	101.04	107.27	104.73
	23 57.73	74.41	113.18	85.95	70.24	100.32	105.75	103.54
	30 57.58	77.98	113.18	84.90	70.52	100.36	105.93	103.66
六月 June	6 58.27	75.26	113.95	85.41	70.65	101.30	106.68	104.49
	13 58.37	74.12	113.95	84.44	70.54	100.81	106.18	103.99
	20 58.20	72.80	113.95	84.82	70.13	100.45	105.78	103.62
	27 58.02	74.24	125.38	85.03	70.94	100.99	105.35	103.58
七月 July	4 58.65	76.54	123.37	85.03	71.60	100.31	105.44	103.35
	11 59.50	68.73	114.81	85.82	70.47	101.60	104.06	103.07
	18 61.32	70.50	121.26	85.81	72.25	101.34	104.86	103.44
	25 66.88	69.35	120.16	85.83	75.25	100.91	106.34	104.13
八月 Aug.	1 71.25	70.20	121.26	85.60	77.93	100.85	108.69	105.48
	8 70.82	70.86	120.16	87.21	78.06	100.87	109.22	105.80
	15 73.60	72.94	121.26	87.21	80.08	100.50	111.71	107.08
	22 72.60	72.26	120.16	87.19	79.32	100.96	111.12	105.94
	29 69.98	75.13	120.16	85.61	78.01	100.90	109.95	108.24
九月 Sept.	5 68.77	76.37	120.72	85.44	77.57	100.46	108.45	105.16
	12 67.77	79.74	117.87	85.14	77.32	101.27	107.45	104.93
	19 65.86	76.77	119.03	86.80	76.10	101.48	107.09	104.81
	26 66.41	75.75	120.16	84.49	76.25	100.54	106.28	103.88
十月 Oct.	3 65.83	73.96	119.60	84.51	75.19	101.47	105.06	103.61
	10 65.08	76.69	120.16	84.66	75.28	100.94	105.22	103.49
	17 66.41	75.47	117.87	84.66	75.71	100.42	105.14	103.22
	24 68.44	79.02	120.16	84.19	77.59	100.79	105.54	103.62
	31 68.43	78.51	119.04	84.68	77.49	100.63	107.82	104.88
十一月 Nov.	7 67.82	77.48	119.04	84.28	76.88	99.94	108.28	104.86
	14 67.97	74.22	121.26	84.28	76.54	100.73	108.36	105.24
	21 67.04	74.45	123.37	84.94	76.31	99.99	108.63	105.09
	28 69.24	70.97	118.04	84.66	76.56	100.32	109.14	105.53
十二月 Dec.	5 71.38	72.40	118.04	85.82	78.25	100.14	109.40	105.59
	12 73.27	72.95	118.04	84.68	79.18	100.47	110.46	106.35
	19 74.24	72.93	118.04	85.06	79.79	100.39	109.67	105.86
	26 76.05	72.94	118.04	85.06	80.78	99.49	110.76	106.11
1935一月 Jan.	2 77.84	72.90	118.04	84.35	81.59	99.75	110.57	106.11

表三：華北批發物價

Table III. Commodity Prices at Wholesale in North China

1913-1934

	小站 稻米	上海 秈米	綠桃 麵粉	紅桃 麵粉	綠兵船 麵粉	紅兵船 麵粉	麵粉 Wheat flour		綠竹字 麵粉
	Rice	Rice	Wheat flour	Wheat flour	Wheat flour	Wheat flour	綠皇宮	綠麥根	Wheat flour
	(Hsiao chan)	(Shang hai)	(Green Peach)	(Red Peach)	(Green Battle Ship)	(Red Battle Ship)	(Green Palace)	(Green Root)	(Green Letter)
	石 Shih	石 Shih	袋 Bag	袋 Bag	袋 Bag	袋 Bag	袋 Bag	袋 Bag	袋 Bag
	\$	\$	\$	\$	\$	\$	\$	\$	\$
1913	8.65	6.60							
1914	9.40	7.00							
1915	10.15	7.25			2.31	2.37			
1916	10.50	7.80			2.49	2.35			
1917	11.15	8.00			2.56	2.46			
1918	11.40	8.25			2.58	2.45			
1919	12.25	8.50			2.29	2.12			
1920	11.35	8.60			2.84	2.66			
1921	14.65	9.05			2.98	2.90			
1922	13.20	9.70			2.92	2.82			
1923	14.85	10.80			2.98	2.83			
1924	14.35	11.25			2.86	2.69			
1925	16.10	11.20	3.57	3.49	3.41	3.21			
1926	16.16	13.89	3.61	3.53	3.35	3.19	3.15	2.65	3.19
1927	16.75	13.92	3.89	3.79	3.55	3.38			
1928	14.98	11.50	3.82	3.64	3.29	3.11			
1929	19.31	13.23	3.82	3.70	3.38	3.21			
1930	19.51	15.12	3.94	3.86	3.69	3.47	3.49		3.54
1931	15.72	12.37	3.44	3.34	3.05	2.90	3.03		3.00
1932	15.18	11.58	3.31	3.19	2.95	2.80	2.90		2.86
1933	12.33	9.02	2.80	2.69	2.52	2.39	2.52		2.45
1934	12.32	9.40	2.86	2.52	2.38	2.15			
1928									
一月	15.75	13.80	3.88	3.73	3.34	3.23			
二月	15.35	13.90	4.01	3.80	3.44	3.31			
三月	15.00	12.89	4.10	3.90	3.47	3.35			
四月	14.74	11.56	4.03	3.84	3.43	3.22			
五月	14.39	11.15	3.87	3.70	3.32	3.20			
六月	14.53	11.10	3.78	3.64	3.28	3.11			
七月	15.45	10.95	3.62	3.52	3.15	2.92			
八月	14.70	9.93	3.60	3.39	3.07	2.82			
九月	14.27	9.62	3.61	3.37	3.22	2.95			
十月	14.85	10.66	3.75	3.55	3.21	3.03			
十一月	15.04	10.98	3.75	3.56	3.29	3.09			
十二月	15.69	11.51	3.90	3.70	3.35	3.13			
1929									
一月	17.65	11.83	4.00	3.80	3.51	3.32			
二月	17.93	11.85	4.00	3.83	3.57	3.31			
三月	18.03	12.44	4.00	3.85	3.50	3.32			
四月	18.29	12.59	3.93	3.81	3.30	3.23			
五月	18.83	12.32	3.75	3.68	3.18	3.09			
六月	19.38	12.90	3.60	3.50	3.21	3.10			
七月	20.91	13.10	3.65	3.55	3.35	3.24			
八月	21.36	13.09	3.76	3.68	3.33	3.22			
九月	20.98	13.94	3.75	3.68	3.42	3.16			
十月	19.37	14.43	3.75	3.65	3.38	3.15			
十一月	19.63	15.24	3.77	3.67	3.39	3.15			
十二月	19.37	15.02	3.83	3.73	3.45	3.19			
1930									
一月	19.71	15.54	3.96	3.88	3.56	3.31	3.30		3.40
二月	20.05	15.73	4.12	4.07	3.70	3.43	3.43		3.52
三月	20.20	15.60	4.14	4.04	3.64	3.37	3.35		3.41
四月	20.24	15.60	4.05	3.92	3.69	3.39	3.39		3.49
五月	20.58	15.93	4.00	3.90	3.75	3.44	3.50		3.63
六月	21.14	16.94	3.96	3.87	3.88	3.70	3.73		3.74



表三：華北批發物價(續)

Table III. Commodity Prices at Wholesale in North China (Continued)

1913-1934

	小站 稻米	上海 秈米	綠桃 麵粉	紅桃 麵粉	綠兵船 麵粉	紅兵船 麵粉	麵粉 Wheat flour		綠竹字 麵粉
	Rice	Rice	Wheat flour (Green Peach)	Wheat flour (Red Peach)	Wheat flour (Green Battle Ship)	Wheat flour (Red Battle Ship)	綠皇宮	綠麥根	Wheat flour (Green Letter)
	Hsiao- chau)	(Shang- hai)	袋 Bag	袋 Bag	袋 Bag	袋 Bag	袋 Bag	袋 Bag	袋 Bag
1930	\$	\$	\$	\$	\$	\$	\$	\$	\$
七月 July	22.48	16.35	3.92	3.87	4.09	3.81	3.84		3.94
八月 Aug.	22.00	18.10	4.00	3.95	4.00	3.85	3.76		3.79
九月 Sept.	19.33	14.33	4.00	3.92	3.90	3.85	3.72		3.71
十月 Oct.	16.91	12.96	3.81	3.71	3.49	3.35	3.40		3.40
十一月 Nov.	15.88	11.73	3.73	3.63	3.32	3.15	3.27		3.25
十二月 Dec.	15.60	12.63	3.60	3.50	3.21	3.04	3.15		3.18
1931									
一月 Jan.	15.90	12.10	3.68	3.58	3.16	2.97	3.13		3.14
二月 Feb.	15.80	12.20	3.67	3.58	3.17	2.98	3.13		3.11
三月 Mar.	15.91	12.08	3.54	3.45	3.16	2.97	3.03		3.06
四月 Apr.	15.75	12.18	3.48	3.38	3.12	2.96	3.11		3.04
五月 May	16.00	11.86	3.45	3.35	3.07	2.96	3.00		2.97
六月 June	15.95	12.44	3.32	3.24	3.06	2.93	2.98		2.97
七月 July	15.45	11.98	3.28	3.21	3.03	2.90	3.03		2.95
八月 Aug.	16.22	13.10	3.43	3.32	3.09	2.94	3.06		3.01
九月 Sept.	16.45	13.73	3.39	3.29	3.08	2.89	3.04		3.02
十月 Oct.	15.48	12.88	3.30	3.20	2.93	2.79	2.93		2.94
十一月 Nov.	15.17	12.00	3.34	3.24	2.95	2.81	3.00		2.90
十二月 Dec.	14.53	11.90	3.35	3.25	2.80	2.66	2.94		2.89
1932									
一月 Jan.	14.60	12.67	3.35	3.25	2.86	2.69	2.90		2.83
二月 Feb.	15.27	12.46	3.45	3.35	3.03	2.81	2.96		2.85
三月 Mar.	15.80	12.10	3.45	3.34	3.06	2.86	3.00		2.93
四月 Apr.	15.75	11.78	3.44	3.35	3.14	2.95	3.13		3.04
五月 May	15.90	12.74	3.41	3.28	3.10	2.96	3.06		3.00
六月 June	16.05	11.73	3.29	3.19	2.92	2.84	2.92		2.90
七月 July	15.92	11.26	3.25	3.12	2.88	2.78	2.86		2.80
八月 Aug.	15.65	10.70	3.29	3.17	2.89	2.80	2.86		2.82
九月 Sept.	15.38	10.75	3.25	3.15	2.91	2.80	2.90		2.87
十月 Oct.	14.38	13.20	3.21	3.11	2.85	2.66	2.79		2.79
十一月 Nov.	14.05	9.65	3.15	3.00	2.82	2.69	2.63		2.76
十二月 Dec.	13.45	9.90	3.17	3.00	2.92	2.71	2.80		2.77
1933									
一月 Jan.	13.68	11.40	3.42	3.32	3.06	2.88	2.94		2.94
二月 Feb.	13.72	9.50	3.17	3.03	2.74	2.67	2.72		2.71
三月 Mar.	13.42	9.45	2.85	2.75	2.66	2.56	2.61		2.59
四月 Apr.	13.38	8.94	2.81	2.72	2.62	2.48	2.59		2.55
五月 May	13.05	9.42	2.81	2.68	2.58	2.46	2.57		2.51
六月 June	12.68	9.25	2.73	2.65	2.50	2.37	2.49		2.43
七月 July	13.00	8.92	2.63	2.58	2.43	2.30	2.42		2.38
八月 Aug.	12.63	8.98	2.60	2.55	2.33	2.28	2.34		2.31
九月 Sept.	11.13	8.20	2.60	2.48	2.32	2.20	2.39		2.22
十月 Oct.	10.74	8.34	2.55	2.37	2.22	2.12	2.32		2.15
十一月 Nov.	10.43	7.98	2.66	2.51	2.40	2.26	2.48		2.33
十二月 Dec.	10.12	7.86	2.74	2.64	2.34	2.15	2.41		2.24
1934									
一月 Jan.	10.43	7.73	2.64	2.54	2.28	2.06	2.22		2.23
二月 Feb.	10.95	7.95	2.59	2.45	2.28	2.07		2.20	
三月 Mar.	10.78	8.03	2.49	2.35	2.21	2.05		2.17	
四月 Apr.	11.26	7.64	2.40	2.28	2.20	1.98		2.10	
五月 May	11.28	8.30	2.30	2.19	2.09	1.99		2.07	
六月 June	12.00	8.80	2.29	2.18	2.23	2.09		2.21	
七月 July	14.30	10.86	2.64	2.54	2.42	2.17		2.39	
八月 Aug.	14.80	12.30	3.08	2.98	2.84	2.25		2.77	
九月 Sept.	13.44	10.40	2.80	2.70	2.48	2.27		2.49	
十月 Oct.	12.75	10.03	2.70	2.60	2.44	2.24		2.41	
十一月 Nov.	12.68	10.15	2.80	2.68	2.50	2.28		2.51	
十二月 Dec.	13.18	10.56	2.80	2.70	2.58	2.40		2.58	

表三：華北批發物價(續)

Table III. Commodity Prices at Wholesale in North China(Continued)

1913—1934

	綠砲車麵粉	紅麥	白麥	大吉豆	小吉豆	元玉米	白玉米	紅糧	元小米
	Wheat flour (Green Gun)	Wheat, Red	Wheat, White	Bean, Green, Large	Bean, Green, Small	Maize, Yellow	Maize, White	Kaoliang	Millet, Yellow
	袋 Bag	石 Shih	石 Shih	石 Shih	石 Shih	石 Shih	石 Shih	石 Shih	石 Shih
	\$	\$	\$	\$	\$	\$	\$	\$	\$
1913		6.09	6.71	6.84	5.76	4.74	4.40	4.11	6.62
1914		6.29	6.67	6.74	5.72	4.22	4.10	3.95	5.86
1915		6.35	6.51	6.99	6.05	4.51	4.60	3.99	5.88
1916		6.33	6.58	7.28	5.78	5.09	4.82	4.51	6.02
1917		7.94	8.29	8.54	7.15	5.13	5.45	4.53	6.93
1918		5.99	6.63	7.45	5.63	4.90	4.79	4.23	6.41
1919		5.94	6.20	6.65	5.35	4.13	4.90	3.65	5.64
1920		8.14	8.89	9.05	8.45	6.41	6.52	5.86	7.69
1921		8.42	8.80	11.18	9.17	6.07	5.60	5.29	7.79
1922		8.61	8.99	8.93	7.56	5.07	4.67	4.79	6.79
1923		9.07	9.43	9.00	8.07	5.22	5.35	4.93	7.44
1924		8.74	9.15	10.03	8.94	6.17	6.42	5.58	8.24
1925		10.18	10.25	11.73	10.30	7.67	8.10	6.54	9.84
1926	2.70	9.20	9.56	12.48	10.35	6.86	6.80	6.47	10.35
1927		10.14	11.11	11.91	10.02	7.60	7.53	6.23	10.53
1928		10.51	11.39	13.10	11.20	7.29	7.31	6.16	10.02
1929		11.38	11.69	11.77	10.39	7.29	7.15	7.10	10.40
1930		11.18	11.42	12.16	10.57	7.45	7.38	7.00	10.28
1931		9.72	9.96	13.26	10.88	6.12	5.85	5.44	8.70
1932		9.01	9.47	12.18	10.70	5.73	5.43	5.16	8.34
1933		7.45	7.69	9.20	7.41	4.85	4.66	4.40	6.96
1934		6.74	6.91	6.81	6.05	4.72	4.57	4.08	6.12
1928									
一月 Jan.		10.38	12.40	11.10	12.23	7.34	7.45	6.12	10.56
二月 Feb.		10.38	12.45	12.68	10.97	7.03	7.45	6.55	9.68
三月 Mar.		11.75	12.54	12.96	11.30	7.67	7.90	6.72	10.41
四月 Apr.		11.87	12.03	14.49	11.83	8.24	8.06	7.02	10.70
五月 May		11.63	11.39	14.29	12.65	8.18	8.10	6.76	11.41
六月 June		9.25	9.60	15.47	13.35	7.70	8.10	6.10	12.00
七月 July		9.25	9.60	15.48	12.74	7.99	8.04	5.99	11.16
八月 Aug.		10.52	10.88	13.13	10.25	6.69	6.95	5.10	9.03
九月 Sept.		9.41	10.46	12.60	10.26	6.21	5.95	4.93	8.24
十月 Oct.		9.63	11.69	11.97	9.74	6.73	6.38	5.95	9.08
十一月 Nov.		10.64	11.64	12.04	9.64	6.51	6.76	6.13	8.82
十二月 Dec.		11.44	11.94	11.11	9.39	7.18	6.62	6.53	9.13
1929									
一月 Jan.		11.45	12.50	11.89	10.11	7.23	7.10	6.58	9.79
二月 Feb.		12.55	12.50	12.08	10.11	7.38	7.09	6.79	9.99
三月 Mar.		13.10	11.92	12.07	10.29	7.05	6.75	7.04	9.78
四月 Apr.		13.10	12.00	11.29	9.87	6.65	6.73	6.77	9.61
五月 May		10.26	12.00	11.54	10.18	6.26	6.58	6.74	9.70
六月 June		9.35	11.25	11.95	10.81	6.63	6.38	6.91	9.99
七月 July		10.81	11.38	12.46	11.02	7.35	6.77	7.42	11.31
八月 Aug.		11.14	11.38	11.98	10.74	7.79	7.32	8.51	11.46
九月 Sept.		11.06	11.33	12.81	11.35	7.77	7.52	7.58	10.42
十月 Oct.		11.18	11.43	11.88	10.93	8.39	8.25	7.22	11.29
十一月 Nov.		11.25	11.03	10.60	9.58	7.42	8.08	6.61	10.68
十二月 Dec.		11.34	11.57	10.71	9.68	7.54	7.28	7.06	10.73
1930									
一月 Jan.		11.60	11.93	11.01	10.32	7.87	7.83	7.41	10.98
二月 Feb.		11.88	12.27	11.44	10.59	8.03	7.68	7.70	10.90
三月 Mar.		11.97	12.53	11.78	10.68	8.21	8.21	7.59	11.02
四月 Apr.		11.33	—	11.85	10.70	7.63	7.74	7.01	10.37
五月 May		—	—	12.65	10.92	7.70	7.51	7.46	10.68
六月 June		10.62	11.15	12.46	10.89	7.66	7.55	7.77	10.98

表三：華北批發物價(續)

Table III. Commodity Prices at Wholesale in North China (Continued)

1913—1934

	綠砲車 麵粉 Wheat flour (Green Gun)	紅 麥 Wheat, Red	白 麥 Wheat, White	大吉豆 Bean Green, Large	小吉豆 Bean, Green Small	元玉米 Maize, Yellow	白玉米 Maize, White	紅 糧 Kaoliang	元小米 Millet, Yellow
	袋 Bag	石 Shih	石 Shih	石 Shih	石 Shih	石 Shih	石 Shih	石 Shih	石 Shih
	\$	\$	\$	\$	\$	\$	\$	\$	\$
1930									
七月	July	10.47	11.03	12.25	10.90	7.63	7.50	7.52	10.64
八月	Aug.	10.50	11.36	12.60	10.58	7.12	7.39	7.05	10.12
九月	Sept.	11.20	11.26	12.31	10.70	7.06	7.20	6.67	9.50
十月	Oct.	10.92	10.87	12.89	10.55	7.56	7.07	6.42	9.80
十一月	Nov.	11.22	11.24	12.30	10.09	6.57	6.48	5.66	9.39
十二月	Dec.	11.25	10.52	12.40	9.92	6.39	6.43	5.68	9.06
1931									
一月	Jan.	11.25	10.72	12.86	10.42	6.46	6.43	5.94	9.02
二月	Feb.	—	10.70	13.28	11.14	6.47	6.43	5.96	8.72
三月	Mar.	10.53	10.28	13.49	10.77	6.45	6.29	5.52	9.17
四月	Apr.	10.38	10.43	14.11	11.08	6.39	6.20	5.68	8.79
五月	May	10.11	10.05	14.73	11.73	6.13	5.85	5.92	8.97
六月	June	9.34	9.55	14.67	11.67	5.84	5.85	5.71	8.44
七月	July	9.23	9.52	14.78	11.58	6.07	5.67	5.37	8.55
八月	Aug.	9.38	9.93	14.89	11.36	6.32	6.02	5.43	8.96
九月	Sept.	9.32	9.97	13.14	11.11	6.14	5.33	5.09	8.48
十月	Oct.	8.81	9.22	11.21	10.06	6.17	5.37	4.98	8.64
十一月	Nov.	9.29	9.70	11.07	9.78	5.75	5.53	4.83	8.25
十二月	Dec.	9.23	9.39	10.93	9.81	5.26	5.28	4.82	8.45
1932									
一月	Jan.	9.15	9.46	11.40	10.62	5.62	5.08	5.10	8.47
二月	Feb.	9.63	9.89	12.13	11.25	5.95	5.38	5.78	8.57
三月	Mar.	9.51	9.83	11.87	10.92	6.03	5.30	5.69	8.57
四月	Apr.	10.16	10.61	12.22	11.37	6.34	5.75	5.95	9.63
五月	May	10.03	10.56	12.94	12.28	6.06	5.85	5.59	9.09
六月	June	9.28	8.93	13.22	12.27	5.74	5.50	5.20	8.81
七月	July	8.59	8.81	13.00	11.89	5.88	5.50	5.17	8.26
八月	Aug.	8.76	9.04	13.18	11.62	5.77	5.42	4.95	8.03
九月	Sept.	8.65	9.12	13.13	9.70	5.35	5.22	4.38	7.86
十月	Oct.	8.07	9.03	11.33	9.14	5.70	5.37	4.66	7.81
十一月	Nov.	7.59	8.37	10.59	8.26	4.87	5.37	4.71	7.38
十二月	Dec.	8.64	9.00	11.10	9.18	5.49	5.37	4.77	7.55
1933									
一月	Jan.	9.08	9.18	11.59	9.89	5.61	5.37	4.99	7.71
二月	Feb.	9.15	9.38	11.87	9.43	5.56	5.37	5.25	8.15
三月	Mar.	8.86	8.89	11.84	8.91	5.65	5.37	5.05	7.99
四月	Apr.	8.72	8.85	10.77	8.57	4.98	4.84	4.52	7.08
五月	May	7.81	7.46	10.88	7.93	4.72	4.48	4.51	6.81
六月	June	6.97	7.10	10.87	8.06	5.23	4.48	4.90	7.24
七月	July	6.77	7.16	8.88	6.53	4.73	4.48	4.59	6.92
八月	Aug.	6.28	6.74	7.27	6.19	4.25	4.49	3.89	6.60
九月	Sept.	6.20	6.85	7.13	5.73	4.45	4.33	3.73	6.71
十月	Oct.	6.37	6.75	6.18	5.63	4.27	4.25	3.64	6.31
十一月	Nov.	6.47	6.84	6.51	5.93	4.29	4.21	3.66	6.08
十二月	Dec.	6.77	7.02	6.57	6.02	4.41	4.21	4.03	5.92
1934									
一月	Jan.	2.30	6.89	6.83	6.87	5.85	4.25	3.81	5.59
二月	Feb.	2.07	6.59	7.05	6.82	5.86	4.37	3.91	5.74
三月	Mar.	2.17	6.35	6.49	6.49	5.85	4.15	3.98	5.67
四月	Apr.	2.16	5.54	5.79	6.38	5.31	4.06	3.51	5.42
五月	May	2.07	4.97	5.34	6.21	4.93	4.01	3.51	5.59
六月	June	2.21	5.55	5.66	6.17	5.04	4.09	3.55	5.71
七月	July	2.41	6.45	6.92	6.27	5.54	4.95	4.28	6.25
八月	Aug.	2.83	8.37	8.46	7.04	6.63	5.92	5.07	6.56
九月	Sept.	2.50	7.38	7.42	6.40	5.95	5.35	5.13	6.15
十月	Oct.	2.43	7.33	7.28	6.88	6.42	5.23	4.89	6.97
十一月	Nov.	2.54	7.58	7.74	7.23	6.65	4.59	4.88	6.60
十二月	Dec.	2.59	7.92	7.89	8.95	7.60	4.88	4.95	7.23

表三：華北批發物價(續)

Table III. Commodity Prices at Wholesale in North China(Continued)

1913—1934

	白小米	生米	元米	小豆	江豆	元豆	合豆	青豆	白芝麻
	Millet,	Rice,	Rice,	Bean,	Bean,	Bean,	Bean,	Bean,	Sesamum,
	White	Raw	Yellow	White	White	Yellow	Black	Blue	White
	石	石	石	石	石	石	石	石	石
	Shih	Shih	Shih	Shih	Shih	Shih	Shih	Shih	Shih
	\$	\$	\$	\$	\$	\$	\$	\$	\$
1913	6.15	6.53	6.97	5.78	5.55	5.89	5.13	6.44	13.46
1914	5.40	6.25	6.17	5.55	5.67	6.06	4.97	6.85	10.79
1915	5.55	5.71	5.85	5.03	5.35	5.54	5.12	6.26	7.87
1916	6.34	6.29	5.77	6.48	6.45	5.28	5.14	5.78	9.19
1917	6.30	6.02	6.53	7.27	6.06	6.65	6.13	8.19	14.49
1918	6.03	6.46	6.23	5.78	6.21	6.10	5.37	6.85	11.31
1919	5.41	5.13	6.00	5.13	5.23	5.38	4.49	7.51	10.21
1920	7.64	8.44	7.73	6.10	7.48	7.17	6.31	9.21	10.50
1921	7.43	7.12	7.44	7.20	7.20	6.90	6.81	7.26	10.70
1922	6.79	7.25	6.82	7.12	7.50	7.70	6.75	7.68	13.00
1923	7.18	7.65	7.58	7.86	7.75	8.35	7.21	9.98	12.90
1924	7.31	8.61	9.30	8.29	10.00	8.38	7.31	10.72	15.56
1925	9.80	9.13	9.32	10.90	9.00	9.52	8.98	12.33	15.17
1926	9.84	10.40	9.69	9.05	10.56	9.26	8.13	13.09	17.03
1927	9.79	9.86	10.70	8.70	9.33	8.60	7.65	12.19	20.04
1928	9.62	10.35	10.65	10.50	11.30	9.57	8.60	12.93	16.87
1929	9.32	10.31	10.46	11.53	10.15	10.27	8.85	15.79	16.23
1930	9.42	11.01	11.53	10.75	9.41	10.72	10.13	12.34	15.81
1931	7.90	8.13	8.38	8.65	10.13	9.25	8.64	13.88	17.51
1932	7.34	7.74	9.37	8.48	9.69	7.85	7.19	14.67	16.26
1933	6.25	7.14	7.69	6.86	6.48	6.98	5.87	10.32	10.23
1934	5.60	6.40	6.50	5.09	5.21	5.58	4.65	7.01	8.91
1928									
一月	10.00	10.80	10.60	9.45	9.45	8.78	8.80	11.23	17.30
二月	10.00	11.08	10.07	10.75	9.10	8.53	9.50	12.20	17.70
三月	10.00	11.80	10.38	10.93	10.74	9.70	9.06	12.10	18.94
四月	10.00	11.17	11.20	10.72	10.30	10.13	9.29	13.30	18.46
五月	10.00	10.48	11.61	10.86	10.99	10.21	8.75	13.26	19.07
六月	10.00	10.10	11.50	10.80	11.67	10.80	8.88	13.20	18.00
七月	10.00	10.10	11.43	10.86	12.00	10.74	8.98	14.04	18.30
八月	10.00	9.85	10.23	11.00	11.25	9.62	8.14	11.83	16.28
九月	9.85	9.15	9.64	9.06	10.66	9.41	7.90	13.13	14.04
十月	9.01	10.00	10.45	10.41	9.10	9.01	8.18	13.71	14.25
十一月	8.12	10.09	10.93	10.50	8.99	8.74	7.66	13.28	14.38
十二月	8.46	9.52	9.70	10.70	9.32	9.18	8.08	13.89	15.67
1929									
一月	9.22	10.05	10.19	11.36	10.21	10.12	8.56	15.09	16.91
二月	9.25	10.28	10.03	11.48	9.65	10.63	8.68	15.45	16.78
三月	8.77	10.13	9.93	11.13	9.62	10.27	9.00	15.99	16.05
四月	8.43	9.05	10.19	10.93	10.38	10.04	8.51	16.40	16.60
五月	8.40	9.32	10.30	11.31	10.15	9.82	8.58	16.78	16.85
六月	9.10	9.32	10.24	12.31	10.52	9.99	8.67	17.74	16.15
七月	9.96	10.84	9.98	12.65	11.42	10.35	9.00	18.32	16.54
八月	10.42	11.15	10.58	12.43	10.75	10.84	9.02	19.09	16.35
九月	9.31	10.85	10.93	12.37	11.10	10.79	9.06	16.32	15.73
十月	9.62	11.03	10.63	11.00	10.01	10.33	9.13	12.65	16.37
十一月	9.70	10.55	11.31	10.77	9.05	10.23	8.80	13.14	15.19
十二月	9.50	11.12	11.21	10.59	8.89	9.84	9.23	12.51	15.25
1930									
一月	10.16	11.34	11.20	10.69	8.98	10.14	9.45	12.49	14.70
二月	10.29	11.54	10.93	11.40	9.30	10.45	9.55	13.12	15.53
三月	10.05	11.76	10.63	11.07	9.78	10.94	10.15	13.67	15.93
四月	9.67	11.23	10.82	11.00	9.93	10.70	9.88	12.73	15.72
五月	10.15	11.53	12.70	11.23	9.87	10.64	10.28	12.09	16.22
六月	10.24	11.40	12.93	11.60	8.56	10.89	11.00	11.80	16.52

表三：華北批發物價(續)

Table III. Commodity Prices at Wholesale in North China (Continued)

1913--1934

	白小米	生米	元米	小豆	江豆	元豆	合豆	青豆	白芝麻
	Millet,	Rice,	Rice,	Bean,	Bean,	Bean,	Bean,	Bean,	Sesamum
	White	Raw	Yellow	White	White	Yellow	Black	Blue	White
	石	石	石	石	石	石	石	石	石
	Shih	Shih	Shih	Shih	Shih	Shih	Shih	Shih	Shih
	\$	\$	\$	\$	\$	\$	\$	\$	\$
1930									
七月	9.95	11.80	13.83	10.60	8.74	12.01	11.21	11.64	17.58
八月	9.13	11.80	13.82	10.60	9.00	11.81	11.67	11.15	17.56
九月	8.52	10.33	11.74	10.60	9.00	11.30	10.39	12.25	15.51
十月	8.29	10.36	10.52	10.29	9.75	10.11	9.38	12.19	15.36
十一月	8.39	9.91	9.90	9.91	9.75	9.88	9.24	12.49	14.47
十二月	8.15	9.14	9.28	10.04	10.22	9.71	9.38	12.48	14.56
1931									
一月	8.02	8.96	9.05	9.85	11.50	9.65	9.09	12.08	15.24
二月	8.00	8.95	9.09	9.35	11.50	9.57	9.15	12.46	16.11
三月	8.12	8.72	8.47	9.53	10.35	10.25	9.47	13.91	18.03
四月	8.27	8.49	8.33	8.39	9.95	10.40	9.33	14.66	19.17
五月	8.33	8.52	8.04	8.60	9.50	9.74	9.42	14.77	18.36
六月	8.02	7.26	7.39	8.75	9.50	9.56	9.13	14.48	17.41
七月	8.02	7.55	7.37	—	—	9.63	9.10	14.71	17.87
八月	7.84	—	7.45	8.00	—	9.41	9.20	14.90	19.64
九月	7.79	7.80	7.62	7.99	11.00	8.75	—	14.04	19.34
十月	7.55	7.72	9.25	8.38	9.56	8.24	7.13	13.60	17.38
十一月	7.35	7.70	9.28	8.28	9.27	7.69	6.90	13.53	15.79
十二月	7.44	7.71	9.16	8.08	9.14	8.08	7.07	13.93	15.79
1932									
一月	7.28	7.92	9.61	8.06	9.28	7.61	6.98	16.04	17.80
二月	7.50	8.03	9.89	9.00	9.89	8.58	7.73	15.95	18.64
三月	7.50	8.03	10.03	9.44	10.02	8.56	7.74	16.45	18.79
四月	8.40	8.03	10.21	8.62	9.93	8.39	7.92	16.76	18.67
五月	8.48	8.03	9.42	8.24	10.26	8.40	7.91	16.25	19.65
六月	8.26	8.03	9.09	9.00	10.50	8.26	7.30	15.12	19.24
七月	7.84	8.03	9.20	8.65	9.90	7.93	7.22	15.04	17.52
八月	7.52	8.03	9.00	8.90	9.55	7.81	7.16	15.35	15.22
九月	6.87	7.23	8.91	9.00	9.55	7.41	6.81	12.71	13.19
十月	6.86	7.03	8.87	7.88	9.50	7.32	6.56	11.74	12.46
十一月	6.74	7.03	9.11	7.47	9.50	6.86	6.49	12.13	11.26
十二月	6.85	7.50	9.11	7.49	8.45	7.04	6.47	12.46	12.63
1933									
一月	7.10	7.50	9.15	8.19	8.08	7.47	6.36	12.66	12.70
二月	7.25	7.50	9.05	8.35	7.75	7.93	7.00	12.61	11.84
三月	6.82	7.48	8.70	8.03	7.65	7.81	6.97	12.81	10.98
四月	6.44	7.45	7.68	7.36	7.37	7.26	6.52	11.75	10.21
五月	6.19	7.45	6.40	7.08	7.19	7.03	6.19	11.24	9.63
六月	6.33	7.45	6.93	7.11	6.70	7.54	6.15	10.82	11.11
七月	6.45	7.45	8.50	6.68	7.14	7.64	6.10	10.54	10.45
八月	6.45	7.45	8.50	6.12	5.11	7.49	6.25	9.32	9.63
九月	5.49	7.45	7.19	6.44	4.66	7.02	5.65	9.11	9.04
十月	5.80	6.58	6.60	5.62	5.24	5.52	4.53	7.96	8.58
十一月	5.17	5.98	6.69	5.49	5.30	5.67	4.31	7.70	9.31
十二月	5.47	5.98	6.83	5.83	5.53	5.42	4.46	7.31	9.27
1934									
一月	5.36	6.23	7.00	5.32	5.31	5.64	4.49	7.42	8.63
二月	5.35	5.90	7.16	5.39	5.31	5.62	4.46	7.09	8.62
三月	5.35	5.90	6.77	5.21	5.07	5.62	4.47	6.91	8.05
四月	5.10	6.25	6.30	4.24	4.41	5.06	4.00	5.93	7.42
五月	5.03	6.25	6.09	4.20	4.16	5.16	4.10	5.33	8.36
六月	5.23	6.25	5.60	4.15	4.35	5.27	4.28	5.49	8.58
七月	5.86	6.25	5.71	4.51	4.59	5.15	4.45	6.07	9.53
八月	5.15	6.25	5.87	5.47	5.50	6.45	5.12	8.55	10.93
九月	5.71	6.54	6.57	5.40	5.42	5.70	5.15	7.35	8.89
十月	6.29	6.87	6.93	5.16	5.20	5.30	4.74	7.52	8.95
十一月	6.42	6.87	6.93	5.50	6.20	5.40	4.87	7.96	8.84
十二月	6.31	7.18	7.05	6.58	6.97	6.57	5.69	8.48	10.13

表三：華北批發物價(續)

Table III. Commodity Prices at Wholesale in North China(Continued)

1913—1934

	猪肉 Pork	羊肉 Mutton	牛肉 Beef	雞 Chicken	鴨 Duck	雞蛋 Egg	白糖 Sugar, White		毛厘士 赤糖 Sugar, Brown Dutch Standard No.1 Holland
							荒字 洋白糖 Japan	二十四 號粗砂 白糖 No.24, Holland	
							百斤 Hundred Catties	百斤 Hundred Catties	
	\$	\$	\$	\$	\$	\$	\$	\$	\$
1913	16.00	16.00	13.00			6.68	12.61		7.60
1914	16.00	16.00	14.00			7.68	12.31		8.10
1915	16.00	16.00	12.50			9.61	14.54		8.41
1916	17.00	16.00	12.50			11.20	12.58		9.96
1917	17.00	18.00	8.00			12.15	10.92		8.20
1918	18.00	18.00	16.00			11.92	9.88		7.08
1919	19.00	20.00	16.00			14.49	13.30		9.77
1920	20.00	20.00	16.00			18.44	17.60		14.77
1921	20.00	22.00	18.00			19.63	15.36		9.16
1922	20.00	22.00	18.00			17.57	11.24		7.25
1923	22.00	22.00	17.00			12.94	13.44		11.58
1924	23.00	23.00	16.00			12.88	13.19		12.00
1925	23.00	23.00	18.00	24.00	34.00	14.01	9.51		8.61
1926	26.00	24.00	18.00	28.00	45.09	14.42	10.53	11.15	9.76
1927	30.00	24.00	25.00	30.00	52.00	19.52	10.96		10.26
1928	28.82	27.06	22.37	41.36	64.46	22.69	9.75		9.24
1929	27.31	27.67	23.89	40.56	68.24	19.54		10.22	8.68
1930	27.97	27.26	25.38	35.83	60.45	19.67		10.61	8.76
1931	28.59	30.01	25.95	33.70	54.58	20.33		14.76	12.69
1932	26.09	26.24	21.24	27.68	41.18	17.46		18.03	13.72
1933	22.86	21.83	17.05	24.98	35.29	14.72		20.18	15.56
1934	19.01	20.65	15.26	23.48	32.24	12.46		18.91	14.21
1928									
一月	Jan.	30.77	24.00	21.00	35.00	55.00	20.00	10.46	9.67
二月	Feb.	30.77	24.00	22.00	40.00	64.00	20.00	10.59	9.91
三月	Mar.	28.13	26.93	20.00	38.75	65.45	23.31	10.66	10.06
四月	Apr.	25.33	26.73	20.21	37.75	64.72	22.85	10.42	10.18
五月	May	23.53	25.00	20.00	40.63	63.18	22.48	9.86	10.08
六月	June	27.18	28.97	24.77	46.67	67.88	23.32	9.91	9.73
七月	July	27.31	36.37	23.56	46.00	65.09	25.00	9.67	9.00
八月	Aug.	32.13	34.00	22.48	40.00	65.45	23.26	8.88	8.62
九月	Sept.	33.33	30.20	25.40	41.80	56.00	22.95	8.92	8.66
十月	Oct.	34.35	24.69	24.83	46.25	68.18	24.70	8.79	8.45
十一月	Nov.	27.06	21.34	21.56	42.50	69.09	23.54	9.12	8.40
十二月	Dec.	25.90	22.54	22.59	41.00	69.45	20.90	9.39	8.06
1929									
一月	Jan.	26.13	25.73	20.45	50.00	70.00	23.30	9.98	8.40
二月	Feb.	28.51	28.65	22.22	50.00	72.12	24.87	10.34	8.73
三月	Mar.	28.50	30.54	24.90	54.00	72.00	20.00	10.86	9.21
四月	Apr.	27.58	27.25	24.25	43.75	71.37	18.13	10.37	8.80
五月	May	25.56	27.50	24.50	41.25	70.46	18.80	10.25	8.41
六月	June	27.30	29.10	24.80	42.50	70.55	15.54	10.21	8.42
七月	July	27.38	29.25	23.00	37.50	66.82	16.63	10.13	8.55
八月	Aug.	27.50	28.25	25.38	35.00	64.09	17.38	10.07	8.63
九月	Sept.	27.50	26.90	24.40	36.50	65.47	18.28	10.36	8.75
十月	Oct.	27.13	26.75	24.13	36.25	65.45	18.50	10.25	8.84
十一月	Nov.	27.00	26.25	24.13	35.00	65.45	18.13	9.99	8.86
十二月	Dec.	27.60	25.90	24.50	34.00	65.09	24.90	9.78	8.58
1930									
一月	Jan.	28.25	26.00	23.75	30.00	56.82	28.75	10.12	8.70
二月	Feb.	28.00	26.00	25.00	36.25	59.55	25.75	10.19	8.75
三月	Mar.	28.20	27.40	26.10	38.00	62.91	19.00	10.05	8.39
四月	Apr.	28.00	27.25	25.88	36.25	58.18	17.75	10.18	8.14
五月	May	28.00	27.00	25.38	36.25	59.55	18.25	10.00	8.07
六月	June	28.10	27.20	24.20	37.50	60.00	18.40	10.75	8.78

表三：華北批發物價(續)

Table III. Commodity Prices at Wholesale in North China (Continued)

1913—1934

		猪肉 Pork	羊肉 Mutton	牛肉 Beef	雞 Chicken	鴨 Duck	雞蛋 Egg	白糖 Sugar, White		毛厘十 赤糖 Sugar, Brown, Dutch Standard No.1 Holland
								荒字 洋白糖 Japan	二十四 號粗砂 白糖 No.24, Holland	
								百斤 Hundred Catties	百斤 Hundred Catties	
		\$	\$	\$	\$	\$	\$	\$	\$	\$
1930										
七月	July	28.00	27.75	24.88	35.00	60.00	15.50		11.08	9.02
八月	Aug.	28.00	28.00	27.30	35.00	59.64	18.10		11.05	9.12
九月	Sept.	28.10	27.88	27.75	35.00	60.00	18.13		11.20	9.07
十月	Oct.	27.75	27.75	26.38	35.00	60.91	18.00		10.80	8.92
十一月	Nov.	27.60	27.50	23.50	37.00	62.91	18.70		10.60	8.77
十二月	Dec.	27.63	27.38	24.38	38.75	64.90	19.75		11.30	9.72
1931										
一月	Jan.	27.14	27.00	24.00	37.50	66.36	24.75		13.43	12.02
二月	Feb.	27.00	27.00	25.00	40.00	67.27	26.00		14.67	13.10
三月	Mar.	28.55	28.51	25.60	35.00	67.63	20.09		14.15	12.73
四月	Apr.	30.22	33.05	25.00	32.50	65.91	18.38		13.62	12.28
五月	May	29.58	32.18	25.00	36.00	63.64	17.25		14.53	12.58
六月	June	29.32	33.68	26.06	30.13	51.66	16.82		15.16	13.25
七月	July	29.12	33.33	28.57	28.00	50.00	17.40		15.19	12.87
八月	Aug.	28.03	32.82	26.05	30.00	45.00	17.28		15.75	13.02
九月	Sept.	28.65	28.74	25.17	35.25	41.75	20.71		15.82	13.04
十月	Oct.	28.29	32.00	30.51	28.75	43.75	22.63		15.37	12.68
十一月	Nov.	28.38	26.58	25.46	35.00	45.00	20.74		15.06	12.49
十二月	Dec.	28.77	25.17	25.00	36.25	47.00	21.91		14.32	12.16
1932										
一月	Jan.	28.64	27.59	25.31	35.00	49.40	21.18		13.64	12.10
二月	Feb.	27.30	26.51	25.34	33.33	45.00	20.48		14.20	12.34
三月	Mar.	26.79	28.57	22.36	30.50	41.25	17.57		15.32	12.94
四月	Apr.	24.27	29.53	20.00	28.22	45.00	16.01		16.96	13.67
五月	May	22.85	31.14	21.20	25.00	42.00	15.89		17.03	13.08
六月	June	23.36	32.05	21.99	25.75	37.50	15.23		18.48	13.64
七月	July	24.79	28.41	22.39	26.20	40.00	15.13		19.42	14.13
八月	Aug.	26.67	24.72	22.22	25.00	42.50	15.94		20.26	14.19
九月	Sept.	26.90	22.22	20.26	29.50	38.75	16.13		20.22	14.06
十月	Oct.	27.99	21.98	18.54	25.40	34.00	16.09		19.95	14.19
十一月	Nov.	27.85	21.64	18.52	26.25	38.75	19.04		20.39	14.85
十二月	Dec.	25.62	20.55	16.77	22.00	40.00	20.87		20.49	15.48
1933										
一月	Jan.	25.37	21.40	18.03	28.60	42.00	19.75		20.73	15.93
二月	Feb.	24.63	21.34	17.05	31.25	42.50	19.73		20.83	16.39
三月	Mar.	21.70	24.21	18.71	26.00	35.75	15.52		21.17	15.83
四月	Apr.	19.27	24.40	19.20	24.00	39.40	12.59		20.43	14.82
五月	May	20.88	22.31	17.50	22.75	31.75	12.47		20.25	14.72
六月	June	23.89	24.88	17.50	26.75	42.50	12.51		19.99	15.73
七月	July	22.54	25.33	17.27	23.40	33.00	11.91		19.72	15.77
八月	Aug.	23.94	22.26	16.67	22.50	31.75	13.24		19.90	16.14
九月	Sept.	25.31	19.09	16.67	23.00	30.00	12.92		20.20	16.01
十月	Oct.	24.60	19.26	16.19	24.40	34.40	13.01		19.93	15.76
十一月	Nov.	23.00	18.42	14.95	23.25	30.00	17.13		19.56	14.87
十二月	Dec.	19.24	19.05	14.83	23.80	30.40	15.83		19.40	14.73
1934										
一月	Jan.	18.14	18.83	14.60	23.50	31.50	15.64		19.08	14.35
二月	Feb.	20.00	21.81	16.80	24.50	34.25	16.34		19.01	14.25
三月	Mar.	21.99	20.87	16.35	25.50	38.00	11.91		18.93	14.71
四月	Apr.	18.66	21.33	15.36	24.20	40.00	10.31		19.24	14.58
五月	May	17.50	22.36	15.16	24.50	37.75	10.26		19.20	14.43
六月	June	18.44	22.26	14.38	24.50	33.00	10.05		19.38	14.70
七月	July	18.92	22.26	14.51	21.40	23.60	10.52		19.50	14.67
八月	Aug.	18.64	22.22	14.89	22.50	25.50	11.20		19.15	14.88
九月	Sept.	18.35	19.91	15.80	24.00	30.00	12.85		18.76	13.60
十月	Oct.	19.31	19.09	16.03	24.25	31.75	13.57		18.17	13.45
十一月	Nov.	18.54	18.64	14.89	22.50	30.75	13.42		18.40	13.65
十二月	Dec.	19.62	18.18	14.29	20.40	30.80	13.40		18.04	13.30

表三：華北批發物價(續)

Table III. Commodity Prices at Wholesale in North China (Continued)

1913—1934

	香片茶	金片茶	香油	花生油	豆油	久大精	沙鹽	醬油	醋	
	Tea, Scented	Tea, Dust	Oil, Sesamum Seed	Oil, Ground Nut	Oil, Bean	Salt, Refined	Salt	Sauce, Native	Vinegar	
	百斤 Hundred Catties	百斤 Hundred Catties	百斤 Hundred Catties	百斤 Hundred Catties	百斤 Hundred Catties	百斤 Hundred Catties	百斤 Hundred Catties	百斤 Hundred Catties	百斤 Hundred Catties	
	\$	\$	\$	\$	\$	\$	\$	\$	\$	
1913	43.20	7.20	11.00	8.50	7.00	4.60	5.40			
1914	44.30	7.55	11.00	9.00	7.50	4.60	5.40			
1915	45.68	7.83	11.50	9.50	7.50	4.60	4.00			
1916	43.67	7.13	11.50	9.50	8.00	4.60	4.00			
1917	46.50	7.99	12.00	10.00	8.40	4.60	4.00			
1918	46.89	8.37	12.00	10.00	8.50	4.60	4.00			
1919	47.35	8.61	12.00	10.50	9.00	4.60	4.00			
1920	49.25	8.98	13.00	11.00	9.50	4.60	4.00			
1921	50.61	9.40	13.50	11.00	9.50	4.60	4.00			
1922	52.16	10.14	14.00	12.00	10.00	4.60	4.00			
1923	53.76	10.90	16.00	14.00	11.00	4.60	4.00			
1924	49.57	10.21	17.00	15.00	12.00	4.60	4.00			
1925	54.99	11.57	19.00	16.00	12.00	4.60	4.00			
1926	58.36	13.14	20.00	18.00	13.00	5.10	4.60	4.00	2.00	
1927	60.81	15.20	22.00	20.00	14.00	6.60	6.50	4.00	2.33	
1928	68.98	13.46	28.39	23.68	21.15	7.32	7.20	6.61	3.36	
1929	96.15	18.00	25.49	21.19	19.47	7.60	7.20	6.90	3.58	
1930	119.03	19.83	23.96	18.94	18.95	8.37	8.03	9.24	4.53	
1931	125.00	21.02	27.01	19.22	17.80	9.30	8.86	10.00	6.00	
1932	115.33	20.74	25.64	19.49	16.61	9.49	9.34	9.25	6.14	
1933	109.63	20.10	15.69	13.42	12.71	10.29	9.70	11.08	6.56	
1934	105.33	16.57	13.15	9.41	8.61	10.97	9.75	8.11	5.66	
1928										
一月	Jan.	62.22	15.19	28.00	22.50	23.00	7.10	7.20	5.50	2.67
二月	Feb.	62.18	15.18	31.00	25.50	23.00	7.10	7.20	5.50	2.67
三月	Mar.	62.18	10.50	28.88	24.50	21.58	7.10	7.20	6.83	3.50
四月	Apr.	62.18	10.50	28.80	24.56	21.11	7.10	7.20	6.83	3.50
五月	May	62.18	10.50	30.25	24.88	20.13	7.10	7.20	6.83	3.50
六月	June	62.18	10.50	32.00	25.67	20.17	7.10	7.20	6.83	3.50
七月	July	64.38	12.13	34.20	25.40	20.74	7.20	7.20	6.83	3.50
八月	Aug.	73.18	15.54	27.88	23.75	20.55	7.60	7.20	6.83	3.50
九月	Sept.	80.00	15.54	26.30	22.90	21.04	7.60	7.20	6.83	3.50
十月	Oct.	79.42	15.40	25.25	22.03	20.95	7.60	7.20	6.83	3.50
十一月	Nov.	78.83	15.25	23.38	20.75	20.63	7.60	7.20	6.83	3.50
十二月	Dec.	78.83	15.25	24.70	21.66	20.94	7.60	7.20	6.83	3.50
1929										
一月	Jan.	80.00	15.40	26.38	23.05	21.00	7.60	7.20	6.83	3.50
二月	Feb.	80.00	15.40	26.00	23.67	20.83	7.60	7.20	6.83	3.50
三月	Mar.	80.00	15.40	25.70	23.00	20.00	7.60	7.20	6.83	3.50
四月	Apr.	80.00	15.40	25.38	22.58	18.96	7.60	7.20	6.83	3.50
五月	May	85.60	16.60	26.88	21.50	18.98	7.60	7.20	6.83	3.50
六月	June	102.40	20.20	25.90	21.14	19.89	7.60	7.20	6.83	3.50
七月	July	102.40	20.20	25.75	20.95	18.61	7.60	7.20	6.83	3.50
八月	Aug.	102.40	20.20	25.79	20.25	18.76	7.60	7.20	6.83	3.50
九月	Sept.	102.40	20.20	25.20	19.76	18.94	7.60	7.20	6.83	3.50
十月	Oct.	101.95	19.45	26.13	19.75	18.95	7.60	7.20	6.92	3.60
十一月	Nov.	118.00	18.50	23.63	19.63	19.13	7.60	7.20	7.13	3.93
十二月	Dec.	118.60	19.00	23.10	19.00	19.60	7.60	7.20	7.23	3.93
1930										
一月	Jan.	115.00	19.50	23.00	19.15	19.63	7.60	7.20	7.23	3.93
二月	Feb.	118.75	19.13	23.33	18.83	20.00	7.60	7.20	7.51	4.05
三月	Mar.	119.00	19.30	24.60	18.20	20.36	7.60	7.20	7.92	4.02
四月	Apr.	115.00	20.50	24.50	18.00	18.38	7.60	7.45	8.00	4.00
五月	May	115.00	20.50	24.88	18.00	18.00	—	7.70	8.00	4.00
六月	June	118.20	19.90	25.30	20.26	19.10	—	7.70	9.33	4.40

表三：華北批發物價(續)

Table III. Commodity Prices at Wholesale in North China (Continued)

1913-1934

		香 茶	片 茶	金 茶	片 末	香 油	花 生 油	豆 油	久 大 精 鹽	沙 鹽	醬 油	醋
		Tea, Scented	Tea, Dust	Tea, Dust	Sesamum Seed	Oil, Ground Nut	Oil, Ground Nut	Oil, Bean	Salt, Refined	Salt	Sauce, Native	Vine gar
		百斤 Hundred Catties	百斤 Hundred Catties	百斤 Hundred Catties	百斤 Hundred Catties	百斤 Hundred Catties	百斤 Hundred Catties	百斤 Hundred Catties	百斤 Hundred Catties	百斤 Hundred Catties	百斤 Hundred Catties	百斤 Hundred Catties
		\$	\$	\$	\$	\$	\$	\$	\$	\$	\$	\$
1930	七月 July	118.75	19.83	26.00	20.75	19.40	8.10	8.45	10.79	5.00		
	八月 Aug.	119.40	19.98	25.20	20.50	18.76	8.70	8.70	10.38	4.67		
	九月 Sept.	121.00	21.50	23.50	19.13	18.50	9.10	8.70	10.60	4.67		
	十月 Oct.	119.50	16.25	22.88	18.50	18.55	9.10	8.70	10.60	4.67		
	十一月 Nov.	123.80	20.10	22.70	18.14	18.20	9.10	8.70	10.48	4.94		
	十二月 Dec.	125.00	21.50	21.63	17.78	18.53	9.20	8.70	10.00	6.00		
1931	一月 Jan.	125.00	21.50	22.13	17.25	18.13	9.30	8.70	10.00	6.00		
	二月 Feb.	125.00	21.50	24.17	17.70	18.17	9.30	8.70	10.00	6.00		
	三月 Mar.	125.00	21.50	26.40	19.10	19.07	9.30	8.70	10.00	6.00		
	四月 Apr.	125.00	21.50	28.25	19.55	18.38	9.30	8.70	10.00	6.00		
	五月 May	125.00	21.50	28.00	19.80	17.90	9.30	8.70	10.00	6.00		
	六月 June	125.00	21.50	27.75	19.70	17.90	9.30	8.85	10.00	6.00		
	七月 July	125.00	20.75	29.00	19.95	18.25	9.30	9.00	10.00	6.00		
	八月 Aug.	125.00	20.50	30.40	21.10	18.04	9.30	9.00	10.00	6.00		
	九月 Sept.	125.00	20.50	29.13	20.43	17.78	9.30	9.00	10.00	6.00		
	十月 Oct.	125.00	20.50	27.75	18.88	17.00	9.30	9.00	10.00	6.00		
	十一月 Nov.	125.00	20.50	25.67	18.67	16.67	9.30	9.00	10.00	6.00		
	十二月 Dec.	125.00	20.50	25.50	18.53	16.34	9.30	9.00	10.00	6.00		
1932	一月 Jan.	125.00	20.50	27.45	19.80	17.70	9.30	9.00	10.00	6.00		
	二月 Feb.	125.00	20.50	28.66	20.83	18.17	9.30	9.00	10.00	6.00		
	三月 Mar.	125.00	20.50	28.50	20.20	17.25	9.30	9.00	10.00	6.00		
	四月 Apr.	125.00	20.50	29.37	19.87	17.00	9.30	9.00	10.00	6.00		
	五月 May	125.00	20.50	30.60	20.61	17.39	9.30	9.00	10.00	6.00		
	六月 June	125.00	20.50	30.37	20.25	16.91	9.30	9.00	9.00	6.19		
	七月 July	109.00	20.90	27.82	20.10	15.18	9.54	9.54	8.67	6.25		
	八月 Aug.	105.00	21.00	24.50	20.10	16.70	9.70	9.70	8.67	6.25		
	九月 Sept.	105.00	21.00	21.88	19.00	15.28	9.70	9.70	8.67	6.25		
	十月 Oct.	105.00	21.00	19.50	18.10	15.68	9.70	9.70	8.67	6.25		
	十一月 Nov.	105.00	21.00	18.44	16.95	15.83	9.70	9.70	8.67	6.25		
	十二月 Dec.	105.00	21.00	20.63	18.06	16.19	9.70	9.70	8.67	6.25		
1933	一月 Jan.	105.00	21.00	20.50	18.26	16.40	9.70	9.70	11.30	6.67		
	二月 Feb.	105.00	21.00	18.69	17.29	16.73	9.95	9.70	11.30	6.67		
	三月 Mar.	105.00	21.00	17.75	15.91	15.68	10.20	9.70	11.30	6.67		
	四月 Apr.	105.00	21.00	15.46	12.58	12.60	10.20	9.70	11.30	6.67		
	五月 May	105.00	21.00	15.25	12.20	11.94	10.20	9.70	11.30	6.67		
	六月 June	112.50	20.25	16.88	14.00	13.50	10.20	9.70	11.30	6.67		
	七月 July	115.00	20.00	16.20	13.50	12.82	10.20	9.70	11.30	6.67		
	八月 Aug.	115.00	20.00	15.28	12.89	11.64	10.40	9.70	11.30	6.67		
	九月 Sept.	115.00	20.00	13.30	11.44	10.64	10.60	9.70	11.30	6.67		
	十月 Oct.	115.00	20.00	12.71	11.30	10.42	10.60	9.70	11.30	6.67		
	十一月 Nov.	115.00	20.00	13.38	11.27	10.13	10.60	9.70	11.30	6.67		
	十二月 Dec.	103.00	16.00	12.82	10.35	10.02	10.60	9.70	8.66	5.33		
1934	一月 Jan.	100.00	15.00	12.53	10.10	9.76	10.60	9.70	8.00	5.00		
	二月 Feb.	100.00	15.00	12.39	9.35	9.39	10.60	9.70	8.00	5.00		
	三月 Mar.	100.00	15.00	12.14	8.41	8.84	10.60	9.70	8.00	5.00		
	四月 Apr.	100.00	15.00	11.72	7.75	8.05	10.60	9.70	9.30	6.00		
	五月 May	85.00	17.25	13.20	8.46	7.60	11.00	9.70	9.30	6.00		
	六月 June	80.00	18.00	13.50	8.45	6.14	11.40	9.75	9.30	6.00		
	七月 July	116.00	17.20	13.90	8.84	7.73	11.16	9.80	7.74	5.74		
	八月 Aug.	125.00	17.00	15.50	11.00	9.60	11.00	9.80	7.33	5.67		
	九月 Sept.	117.00	17.80	13.10	9.20	8.45	11.12	9.80	7.33	5.67		
	十月 Oct.	115.00	18.00	12.36	9.24	8.40	11.20	9.80	7.33	5.67		
	十一月 Nov.	115.00	18.00	12.70	9.88	8.84	11.20	9.80	7.33	5.67		
	十二月 Dec.	111.00	15.60	14.80	12.26	10.50	11.20	9.80	8.40	6.47		

表三： 華北批發物價 (續)

Table III. Commodity Prices at Wholesale in North China (Continued)

1913—1934

	乾酒	西河花	十六支	十支	十支	二十支	十八子	市布	
	Wine,	Cotton,	松鶴紗	松鶴紗	藍虎紗	三鹿	Shirting	紅雞入	三燕
	Kaoliang	Raw	Cotton	Cotton	Cotton	Yarn,	White,	槍市布	市布
		Count 16	Count 10	Count 10	Count 20.	Count 20.	18 Boys	Cock Man	Three
		Native	Native	Native			Brand	& Gun	Swallows
		包	包	包	包	包	疋	疋	疋
	百斤	担	包	包	包	包	疋	疋	疋
	Hundred	Picul	Bale	Bale	Bale	Bale	Piece	Piece	Piece
	Catties								
	\$	\$	\$	\$	\$	\$	\$	\$	\$
1913		25.76	122.83	112.62	113.16		7.81	7.47	
1914		19.91	103.77	95.14	95.60		8.16	7.93	
1915		20.34	122.83	112.61	113.14		8.38	7.96	
1916		21.04	169.84	155.70	156.44		8.88	8.44	
1917		30.54	191.27	175.33	176.18		9.92	9.27	
1918		35.17	216.96	198.88	199.83		11.78	12.00	
1919		33.70	268.40	226.33	227.35		14.60	13.84	
1920		35.04	240.92	204.78	205.31		14.06	13.74	
1921		35.54	210.28	184.84	185.20		14.43	13.14	
1922		36.20	204.19	182.82	182.57		14.19	12.33	
1923		49.36	228.12	202.64	202.69		14.17	12.76	
1924		57.26	245.06	229.27	229.58		14.64	13.41	
1925		50.18	235.75	218.74	219.58		15.76	13.40	
1926	16.00	43.35	199.15	184.26	184.87	259.82	15.98	12.81	9.00
1927	15.50	45.99	195.78	180.52	181.42		15.87	13.41	
1928	16.33	45.05	218.99	193.65	194.16		14.57	13.89	
1929	17.22	48.09	242.60	209.59	210.16		14.18	14.47	
1930	20.25	46.70	225.92	191.68	195.08	262.20	16.88	14.72	
1931	20.00	48.02	235.52	202.33	206.36	305.36	19.75	18.78	
1932	20.00	38.28	213.65	192.57	194.55	266.01	17.54	17.12	
1933	19.67	38.23	185.72	167.71	169.59	222.77	16.01	15.63	
1934	11.37	39.38	177.66	160.55	163.66	212.24	16.58		
1928									
一月	Jan.	15.50	44.05	198.82	183.41	186.13	14.63	13.89	
二月	Feb.	15.50	43.25	207.92	186.19	186.32	15.36	13.88	
三月	Mar.	16.50	44.76	124.41	191.02	191.41	15.95	13.86	
四月	Apr.	16.50	45.89	215.27	191.33	191.54	15.59	13.38	
五月	May	16.50	46.06	215.37	189.10	189.38	15.34	13.95	
六月	June	16.50	47.16	218.63	191.69	192.42	14.79	13.96	
七月	July	16.50	48.91	223.98	196.58	197.27	15.05	14.12	
八月	Aug.	16.50	44.46	216.60	190.30	191.08	13.57	13.91	
九月	Sept.	16.50	43.85	218.38	190.71	190.73	13.50	14.14	
十月	Oct.	16.50	44.53	221.51	196.96	196.92	13.63	13.93	
十一月	Nov.	16.50	42.86	229.72	202.45	202.76	13.69	14.20	
十二月	Dec.	16.50	44.84	247.26	214.10	214.01	13.72	13.43	
1929									
一月	Jan.	17.63	46.50	246.88	210.71	210.80	14.11	14.14	
二月	Feb.	18.00	46.88	247.71	213.59	214.71	14.70	14.47	
三月	Mar.	20.00	48.56	251.45	220.65	221.45	15.06	14.53	
四月	Apr.	20.00	50.84	254.63	220.17	223.11	14.01	14.56	
五月	May	17.00	50.06	244.44	212.06	212.76	14.11	14.60	
六月	June	16.00	49.43	236.87	202.60	202.96	14.45	14.79	
七月	July	16.00	49.58	239.78	208.67	209.04	13.47	14.64	
八月	Aug.	16.00	45.94	242.09	210.67	210.88	13.74	14.60	
九月	Sept.	16.30	48.91	248.52	216.35	216.64	13.90	14.56	
十月	Oct.	16.75	49.62	242.40	208.51	208.59	14.27	14.39	
十一月	Nov.	16.50	45.70	231.25	198.81	198.76	14.19	14.21	
十二月	Dec.	16.50	45.10	225.17	192.23	192.23	14.13	14.13	
1930									
一月	Jan.	16.50	47.14	230.49	198.73	198.71	14.56	14.16	
二月	Feb.	19.13	47.97	231.46	199.02	199.02	273.76	15.94	14.48
三月	Mar.	20.00	48.13	227.99	195.34	195.71	269.12	16.25	14.42
四月	Apr.	20.00	46.03	230.33	193.50	195.37	265.90	16.48	14.38
五月	May	20.00	46.62	230.16	193.20	195.65	263.14	16.56	14.49
六月	June	20.00	49.77	231.33	193.23	197.84	261.14	16.72	14.63

表三：華北批發物價(續)

Table III. Commodity Prices at Wholesale in North China(Continued)

1913--1934

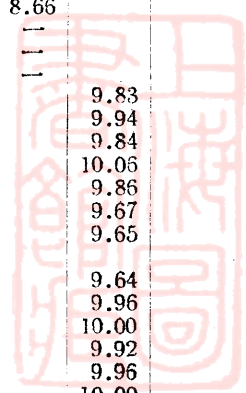
	乾酒 Wine, Kaoliang	西河花 Cotton, Raw	十六支	十支	十支	二十支	十八子	市布	
			松鶴紗 Cotton Yarn	松鶴紗 Cotton Yarn	藍虎紗 Cotton Yarn	三股紗 Cotton Yarn, Count 20,	三股紗 Shirting White, 18 Boys Brand	紅雞入 槍市布 Cock,Man & Gun Brand	三燕 市布 Three Swallows Brand
			Count 16 Native	Count 10 Native	Count 10 Native	Count 20, Native	Count 18 Boys Brand	Count 18 Boys Brand	Count 18 Boys Brand
	百斤 Hundred Catties	担 Picul	包 Bale	包 Bale	包 Bale	包 Bale	疋 Piece	疋 Piece	疋 Piece
	\$	\$	\$	\$	\$	\$	\$	\$	\$
1930									
七月	July	20.00	48.13	231.78	193.15	196.61	259.48	17.82	14.49
八月	Aug.	21.60	51.73	227.37	189.44	198.34	257.83	17.97	14.86
九月	Sept.	22.00	46.22	221.77	188.11	195.56	257.58	17.39	14.16
十月	Oct.	22.00	44.27	220.96	188.45	194.15	254.96	17.39	14.79
十一月	Nov.	21.80	42.62	216.09	187.40	190.67	256.37	17.64	15.46
十二月	Dec.	20.00	41.72	211.32	180.62	183.34	255.20	17.83	16.27
1931									
一月	Jan.	20.00	43.05	220.62	189.11	193.54	263.99	19.64	17.08
二月	Feb.	20.00	50.91	238.39	205.49	207.95	294.39	19.78	17.64
三月	Mar.	20.00	51.35	245.79	218.62	220.23	314.58	18.96	19.31
四月	Apr.	20.00	51.13	240.42	209.32	215.14	320.02	19.58	17.29
五月	May	20.00	50.12	236.60	203.70	207.42	326.53	20.09	19.34
六月	June	20.00	51.82	238.31	202.22	206.81	328.25	21.23	19.55
七月	July	20.00	55.94	237.87	202.91	208.47	318.69	19.94	19.13
八月	Aug.	20.00	51.21	236.39	199.31	203.90	314.42	19.78	19.67
九月	Sept.	20.00	48.48	229.33	197.24	203.12	301.39	19.56	19.47
十月	Oct.	20.00	40.62	229.47	197.19	203.22	296.51	19.26	19.28
十一月	Nov.	20.00	40.45	242.69	204.37	205.79	289.53	19.44	—
十二月	Dec.	20.00	41.10	230.39	198.51	200.67	296.00	—	—
1932									
一月	Jan.	20.00	43.85	221.98	196.22	199.85	288.27	17.90	15.29
二月	Feb.	20.00	41.30	233.78	204.35	208.70	278.26	19.32	17.58
三月	Mar.	20.00	41.50	235.39	204.72	207.26	280.69	19.76	17.37
四月	Apr.	20.00	41.48	241.05	211.89	214.45	290.89	19.94	17.37
五月	May	20.00	40.19	225.70	201.21	184.43	283.26	19.38	18.31
六月	June	20.00	34.03	202.43	178.54	182.31	266.53	18.77	18.82
七月	July	20.00	34.72	207.66	190.71	195.24	206.61	16.74	18.82
八月	Aug.	20.00	38.97	209.75	192.87	196.71	259.97	16.14	18.28
九月	Sept.	20.00	37.66	214.03	196.48	201.81	263.11	15.99	17.47
十月	Oct.	20.00	35.24	196.70	183.74	188.87	247.66	15.66	16.27
十一月	Nov.	20.00	35.39	186.96	173.66	176.25	238.32	15.33	15.08
十二月	Dec.	20.00	35.08	188.31	176.46	178.68	234.52	15.50	14.72
1933									
一月	Jan.	20.00	35.61	189.51	175.89	178.28	232.80	16.24	15.27
二月	Feb.	20.00	34.43	185.36	169.48	172.80	232.97	16.40	16.09
三月	Mar.	20.00	33.93	182.13	164.22	168.39	227.69	15.51	14.32
四月	Apr.	20.00	33.18	176.65	167.05	158.95	221.40	15.63	15.61
五月	May	20.00	36.91	188.00	162.00	164.50	221.50	15.94	16.65
六月	June	20.00	40.93	195.75	170.50	174.50	234.25	16.53	16.13
七月	July	20.00	43.76	191.60	169.60	171.70	226.80	16.33	15.52
八月	Aug.	20.00	40.40	185.00	165.25	168.50	223.25	15.58	15.55
九月	Sept.	20.00	40.41	184.38	169.00	171.25	217.75	15.60	15.48
十月	Oct.	20.00	38.72	181.76	166.24	168.59	214.40	16.08	15.26
十一月	Nov.	20.00	40.23	184.07	168.25	170.70	212.67	16.39	15.58
十二月	Dec.	16.00	40.26	180.44	165.03	166.97	207.70	15.92	16.04
1934									
一月	Jan.	15.00	40.16	178.74	163.03	164.96	205.85	16.23	16.35
二月	Feb.	15.00	42.60	175.51	164.25	165.98	206.57	16.77	16.73
三月	Mar.	15.00	40.78	173.23	161.77	164.48	203.29	18.03	16.70
四月	Apr.	12.00	40.53	170.30	161.80	164.30	204.50	18.40	15.70
五月	May	12.00	40.69	175.50	161.75	164.75	206.00	18.25	18.00
六月	June	12.00	42.74	182.56	162.25	164.75	214.75	17.73	7.79
七月	July	9.60	43.04	180.70	160.80	165.60	213.40	17.05	7.78
八月	Aug.	9.00	38.75	183.25	162.00	165.50	218.50	15.50	7.58
九月	Sept.	9.00	36.03	180.20	158.80	163.60	217.20	15.50	7.65
十月	Oct.	9.00	35.86	177.25	156.00	160.00	216.25	15.31	7.59
十一月	Nov.	9.00	35.20	177.13	158.00	160.00	219.00	15.18	7.75
十二月	Dec.	9.80	36.20	177.60	156.20	160.00	221.60	15.00	7.38

表三：華北批發物價(續)

Table III. Commodity Prices at Wholesale in North China(Continued)

1913-1934

	市布 Shirting		粗布 Sheeting		雙龍 粗布 Sheeting Double Dragon Brand	六磅 三孔雀 洋標 T-Cloths 6 lb. Turkey Red Brand	洋標 T-Cloths		
	軍人槍 市布 Soldiers' Gun Brand	萬年青 市布 Ever- Green Brand	人頭 粗布 Human Head Brand	雙吉 魚慶 布 Two Fishes Brand			並頭蓮 洋標 Double Water- lily Brand	八蝶 洋標 Eight Butter- flies Brand	八三孔雀 洋標 8 lb: Turkey Red Brand
	疋 Piece	疋 Piece	疋 Piece	疋 Piece			疋 Piece	疋 Piece	疋 Piece
1913	\$ 6.62	\$	\$ 7.32	\$	\$ 9.08	\$ 6.50	\$ 3.48	\$	\$
1914	7.03		7.56		6.77	6.69	3.46		
1915	7.06		7.93		7.76	6.92	3.78		
1916	7.19		7.68		7.83	8.64	4.15		
1917	8.09		8.56		8.57	10.08	4.88		
1918	9.45		11.72		10.21	11.78	5.74		
1919	11.17		12.52		10.98	11.07	7.40		
1920	10.76		12.37		11.37	11.69	7.10		
1921	10.15		10.76		11.53	11.60	7.07		
1922	11.77		10.27		10.26	11.16	7.51		
1923	10.41		10.74		10.91	11.96	7.12		
1924	10.61		10.60		10.78	11.88	7.26		
1925	10.82		10.78		10.85	11.74	7.18		
1926	10.14	11.97	9.66	10.00	9.70	11.54	7.06	10.22	17.00
1927	10.11		9.47		9.48	12.41	6.85		
1928	10.39		10.16		10.26	13.96	7.25		
1929			10.60		10.74	14.07			
1930		12.32	10.34		10.48	13.89		10.03	
1931		13.30	11.27		11.26	15.74		11.73	
1932		13.15	10.74		10.82	15.80		11.55	
1933		11.53	8.48		8.81	15.12		11.42	
1934		11.96			8.09	14.54			
1928			10.03		9.98	14.31	6.95		
一月	Jan.		9.64		10.01	14.06	7.19		
二月	Feb.		9.88		10.00	13.88	7.51		
三月	Mar.		10.88		10.05	13.99	7.51		
四月	Apr.		10.45		10.09	13.71	7.42		
五月	May		10.39		10.11	13.90	7.27		
六月	June		10.53		10.20	14.15	7.39		
七月	July		10.71		10.08	13.93	6.98		
八月	Aug.		10.51		10.13	13.86	6.91		
九月	Sept.		10.53		10.64	14.04	6.97		
十月	Oct.		—		10.99	13.73	6.90		
十一月	Nov.		—		10.86	14.00	7.99		
十二月	Dec.		—						
1929			10.24		10.58	14.26	8.08		
一月	Jan.		10.31		10.45	14.34	8.66		
二月	Feb.		10.40		10.51	14.55	—		
三月	Mar.		10.64		10.59	14.05	—		
四月	Apr.		10.50		10.48	14.20	—		
五月	May		12.96		10.43	14.45	9.83		
六月	June		12.97		10.46	14.23	9.94		
七月	July		12.93		10.68	14.07	9.84		
八月	Aug.		12.86		11.15	13.87	10.06		
九月	Sept.		12.15		11.13	13.76	9.86		
十月	Oct.		11.84		11.48	13.42	9.67		
十一月	Nov.		11.67		10.90	13.66	9.65		
十二月	Dec.								
1930			10.26		10.57	13.69	9.64		
一月	Jan.		12.12		10.61	13.91	9.96		
二月	Feb.		11.89		10.46	13.69	10.00		
三月	Mar.		11.80		10.39	13.84	9.92		
四月	Apr.		11.98		10.45	13.77	9.96		
五月	May		12.26		10.48	13.85	10.00		
六月	June		10.32						



表三：華北批發物價(續)

Table III. Commodity Prices at Wholesale in North China(Continued)

1913—1934

	市布 Shirting		粗布 Sheeting		雙龍	六磅	洋標 T-Cloths		
	軍人槍 市布	萬年青 市布	八頭 粗布	雙魚 吉慶 粗布	粗布 Sheeting	三孔雀 洋標 T-Cloths	並頭蓮 洋標	八蝶 洋標	八磅 三孔雀 洋標
	Soldiers' Gun Brand	Ever- green Brand	Human Head Brand	Two Fishes Brand	Double Dragon Brand	6 lb. Turkey Red Brand	Double Water- lily Brand	Eight Butter- flies Brand	8 lb. Turkey Red Brand
	疋 Piece	疋 Piece	疋 Piece	疋 Piece	疋 Piece	疋 Piece	疋 Piece	疋 Piece	疋 Piece
	\$	\$	\$	\$	\$	\$	\$	\$	\$
1930									
七月	July	14.48	10.32		10.49	13.81		10.11	
八月	Aug.	12.64	10.30		10.45	14.24		10.14	
九月	Sept.	12.61	10.74		10.63	13.80		10.20	
十月	Oct.	12.58	10.34		10.57	13.99		9.98	
十一月	Nov.	12.56	10.26		10.39	13.94		10.12	
十二月	Dec.	12.35	10.17		10.25	14.12		10.36	
1931									
一月	Jan.	12.65	10.31		10.42	14.46		10.97	
二月	Feb.	13.18	10.58		10.73	15.53		11.68	
三月	Mar.	13.18	10.75		10.82	14.92		11.82	
四月	Apr.	13.43	10.86		10.75	15.84		11.88	
五月	May	13.58	10.92		10.78	16.53		11.90	
六月	June	13.37	11.11		10.99	16.39		11.51	
七月	July	13.30	11.18		11.04	15.78		11.47	
八月	Aug.	13.31	11.34		11.22	15.65		11.63	
九月	Sept.	13.79	11.79		11.95	15.80		11.82	
十月	Oct.	13.35	12.05		12.26	15.69		11.77	
十一月	Nov.	13.34	12.35		12.21	15.90		12.06	
十二月	Dec.	13.07	12.00		11.93	16.34		12.21	
1932									
一月	Jan.	13.34	10.67		10.67	15.82		11.71	
二月	Feb.	13.43	11.64		11.79	14.67		11.78	
三月	Mar.	13.44	11.89		11.72	15.32		12.05	
四月	Apr.	13.83	11.26		11.48	17.27		11.77	
五月	May	13.37	11.16		11.32	17.07		11.47	
六月	June	13.25	11.26		11.41	16.57		11.45	
七月	July	13.05	10.98		10.90	16.80		11.41	
八月	Aug.	13.25	10.83		10.84	15.68		11.84	
九月	Sept.	12.88	10.60		10.81	15.47		11.65	
十月	Oct.	12.54	10.01		10.07	15.36		11.18	
十一月	Nov.	12.30	9.50		9.64	14.82		11.09	
十二月	Dec.	13.13	9.05		9.19	14.76		11.21	
1933									
一月	Jan.	12.39	9.04		9.15	14.78		10.96	
二月	Feb.	11.52	8.86		8.94	14.73		11.22	
三月	Mar.	11.45	8.45		8.62	14.76		11.19	
四月	Apr.	11.51	8.32		8.44	14.10		11.97	
五月	May	11.43	8.19		8.70	14.95		12.43	
六月	June	11.83	8.53		9.21	15.88		12.00	
七月	July	11.68	8.76		8.97	15.88		12.36	
八月	Aug.	11.28	8.28		8.85	13.55		12.30	
九月	Sept.	11.53	8.65		9.02	14.78		11.80	
十月	Oct.	11.32	8.60		8.87	16.00		11.04	
十一月	Nov.	10.44	8.06		8.54	16.43		9.99	
十二月	Dec.	11.92	8.00		8.36	15.64		9.80	
1934									
一月	Jan.	14.18	7.86		8.18	14.78		9.81	
二月	Feb.	14.20	7.94		8.19	15.00		9.93	
三月	Mar.	15.18	7.91		8.05	15.40		10.88	
四月	Apr.	15.04	7.74		7.17	15.28		10.28	
五月	May	11.45	8.04		8.30	16.50		10.50	
六月	June	10.48		8.43	7.99	15.00			17.30
七月	July	10.22		8.14	7.89	14.06			15.84
八月	Aug.	11.56		8.45	8.36	13.80			15.80
九月	Sept.	10.16		8.36	8.06	13.80			15.80
十月	Oct.	10.19		8.00	7.90	13.65			15.25
十一月	Nov.	10.33		8.28	7.93	13.75			14.65
十二月	Dec.	10.50		8.18	8.10	13.40			14.60

表三：華北批發物價(續)

Table III. Commodity Prices at Wholesale in North China(Continued)

1913--1934

	粗斜紋布 Drills		細斜紋布 Jeans			德國級 Cotton Venetians		斜紋緞 Jeans	
	月 星	四平蓮	人 面	七字鼠	金 城	采石磯	十全十美	司馬相如	雙面美人
	粗斜 Moon & Star Brand	細斜 Four Waterlily Brand	細斜 Human Face Brand	細斜 Seven Rats Brand	細斜 King-Cheng Brand	德國級 Tsai-shih-Chi Brand	美德國級 Ten Beauties Brand	斜紋緞 Sze ma Hsiangje Brand	斜紋緞 Two Beauties Brand
疋 Piece	疋 Piece	疋 Piece	疋 Piece	疋 Piece	疋 Piece	疋 Piece	疋 Piece	疋 Piece	疋 Piece
	\$	\$	\$	\$	\$	\$	\$	\$	\$
1913	8.61		7.37			19.97			
1914	6.00		8.07			20.39			
1915	7.44		7.96			21.67			
1916	7.25		8.16			22.59			
1917	8.57		8.12			28.22			
1918	9.75		9.00			29.46			
1919	10.94		9.28			30.03		9.82	
1920	11.14		10.95			28.12		8.79	
1921	10.38		10.37			33.61		9.25	
1922	10.20		9.46			33.41		8.94	
1923	11.03		10.10			32.87		8.70	
1924	10.67		9.83			32.92		7.75	
1925	10.35		9.75			28.69		7.31	
1926	9.19	9.85	9.07	11.68	8.50	28.21	24.00	6.94	24.81
1927	9.75		9.31			29.03		6.81	
1928	10.33		9.53			27.63		6.77	
1929						28.41			
1930		10.24		11.42		29.41			22.35
1931		11.24		12.85		37.02			25.47
1932		10.04		13.03		33.77			24.93
1933		9.42		11.75		33.63			26.00
1934		8.57							
1928									
一月	Jan.	10.14	9.17			28.74		7.09	
二月	Feb.	10.17	8.94			28.85		6.85	
三月	Mar.	10.42	8.95			27.38		7.15	
四月	Apr.	10.52	9.10			27.11		7.05	
五月	May	10.39	9.04			27.25		7.14	
六月	June	10.30	9.42			26.94		7.20	
七月	July	10.41	9.86			27.37		6.82	
八月	Aug.	10.09	9.45			27.95		6.38	
九月	Sept.	10.05	9.79			27.71		6.15	
十月	Oct.	10.14	9.88			26.99		6.29	
十一月	Nov.	10.04	9.82			27.42		6.24	
十二月	Dec.	11.29	10.99			27.79		6.92	
1929									
一月	Jan.	11.86	11.27			28.25		6.98	
二月	Feb.	—	11.40			28.93		7.32	
三月	Mar.	—	—			28.68		7.15	
四月	Apr.	—	—			28.39		8.08	
五月	May	—	—			28.55		—	
六月	June	11.30	—	12.06		28.62		—	23.68
七月	July	11.24	—	12.07		28.40		—	22.35
八月	Aug.	10.96	—	11.86		28.61		—	22.17
九月	Sept.	10.87	—	11.89		29.27		—	22.90
十月	Oct.	10.68	—	11.50		28.04		—	22.16
十一月	Nov.	10.41	—	11.42		27.49		—	22.23
十二月	Dec.	10.19	—	11.28		27.92		—	21.54
1930									
一月	Jan.	9.89	11.24			28.03		—	21.85
二月	Feb.	10.18	11.37			28.52		—	22.40
三月	Mar.	10.31	11.36			27.97		—	22.70
四月	Apr.	10.03	11.42			28.32		—	22.39
五月	May	—	11.43			28.58		—	22.27
六月	June	10.01	11.43			28.39		—	22.27

表三：華北批發物價(續)

Table III. Commodity Prices at Wholesale in North China(Continued)

1913-1934

	粗斜紋布 Drills		細斜紋布 Jeans			德國綢 Cotton Venetians		斜紋綢 Jeans	
	月 星	四平蓮	人 面	七字鼠	金 城	采石磯	十全十	司馬	雙面
	粗斜 Moon & Star Brand 疋 Piece	粗斜 Four Waterlily Brand 疋 Piece	細斜 Human Face Brand 疋 Piece	細斜 Seven Rats Brand 疋 Piece	細斜 King- Cheng Brand 疋 Piece	德 國 綢 Tsai-shih Chi Brand 疋 Piece	美 德 國 綢 Ten Beauties Brand 疋 Piece	相 如 斜 紋 綢 Sze ma Je Brand 疋 Piece	美 人 斜 紋 綢 Two Beauties Brand 疋 Piece
1930	\$	\$	\$	\$	\$	\$	\$	\$	\$
七月		—		11.38		29.47			22.41
八月		—		11.68		30.55			22.47
九月		10.87		10.95		29.89			22.32
十月		—		11.56		30.11			22.18
十一月		—		11.56		31.58			22.55
十二月		10.39		11.63		31.51			22.33
1931									
一月		10.39		12.28		33.35			23.15
二月		—		12.55		34.51			26.10
三月		12.12		12.92		36.51			24.22
四月		—		13.26		38.90			26.50
五月		—		—		—			27.60
六月		12.12		13.26		38.79			26.10
七月		—		—		—			25.81
八月		10.54		—		38.30			25.49
九月		10.76		—		37.89			25.29
十月		—		—		—			24.94
十一月		11.50		—		37.89			24.98
十二月		—		—		—			25.56
1932									
一月		11.41		12.55		38.52			25.29
二月		11.22		12.66		38.71			24.93
三月		10.85		12.99		35.82			24.35
四月		10.85		13.02		34.73			25.69
五月		10.62		13.02		24.23			25.13
六月		9.42		13.23		33.33			23.19
七月		9.07		13.30		33.86			25.38
八月		9.07		13.30		35.60			25.45
九月		9.07		13.30		33.33			25.48
十月		9.53		13.21		28.49			24.86
十一月		9.69		12.87		29.03			25.62
十二月		9.69		12.87		29.57			23.77
1933									
一月		9.26		12.77		29.90			23.54
二月		8.71		12.77		30.79			25.40
三月		9.71		12.77		30.79			25.69
四月		9.89		12.77		30.79			26.00
五月		9.90		12.28		32.70			27.68
六月		10.00		12.43		36.25			26.53
七月		9.72		11.30		35.50			30.00
八月		9.38		10.55		36.00			30.00
九月		9.20		11.30		35.63			29.25
十月		9.32		11.34		36.79			28.32
十一月		9.20		10.88		35.00			20.00
十二月		8.71		9.85		33.40			19.60
1934									
一月		8.63		9.00		30.75			17.50
二月		8.75		9.00		31.00			17.00
三月		8.78		8.90		32.00			17.25
四月		8.74		8.50		32.90			17.70
五月		8.85		8.00		30.00			18.00
六月		8.79			6.84		19.28		
七月		8.43			7.08		19.04		
八月		8.60			6.66		19.00		
九月		8.45			6.50		19.00		
十月		8.33			6.48		22.25		
十一月		8.30			6.54		33.25		
十二月		8.16			6.50		32.00		

表三：華北批發物價(續)

Table III. Commodity Prices at Wholesale in North China(Continued)

1913--1934

	七玫瑰	直工呢 Lastings			直工緞 Cotton Satteen Drill			西寧 羊毛	元 鐵 Mild Iron Round Bar	
	斜紋緞 Jeans, Seven Roses Brand	雙童鹿 直工呢 Two Boys & Deer Brand	三多 直工呢 Sheng Tou Brand	八枚 四君子 Four Gentlemen Brand	全家福 直工緞 Family Brand	鸚鵡燕 直工緞 Lang Feng Yeng Brand	五枚 聚賢村 Chu Siang Chuan Brand			羊毛 Wool, Sheep's
	疋 Piece	疋 Piece	疋 Piece	疋 Piece	疋 Piece	疋 Piece	疋 Piece			担 Picul
\$	\$	\$	\$	\$	\$	\$	\$	\$		
1913								40.29	4.82	
1914								43.56	4.39	
1915								39.15	6.41	
1916								45.11	9.19	
1917								46.50	10.10	
1918								48.60	12.54	
1919								40.15	8.99	
1920								36.20	11.24	
1921								27.47	10.08	
1922								36.23	6.15	
1923								49.40	5.68	
1924								51.76	6.70	
1925								62.22	6.80	
1926	7.50	10.72	28.90	12.00	14.91	24.96	11.00	62.74	7.53	
1927		10.51			14.68			56.47	6.76	
1928		10.48			14.65			56.74	6.46	
1929			29.32					65.93	7.35	
1930			37.11			25.36		55.67	8.42	
1931			33.79			32.81		54.93	8.53	
1932			31.58			33.32		36.54	6.83	
1933						30.25		34.56	6.68	
1934								35.83	6.76	
1928										
一月	Jan.	11.62			15.47			50.65	5.78	
二月	Feb.	10.67			14.68			51.58	6.20	
三月	Mar.	10.19			14.42			53.89	6.13	
四月	Apr.	10.07			14.42			56.26	6.12	
五月	May	9.96			14.40			54.85	6.08	
六月	June	10.23			14.52			54.64	6.07	
七月	July	10.69			15.01			58.10	6.26	
八月	Aug.	10.21			14.18			59.28	6.30	
九月	Sept.	10.42			14.29			60.55	6.55	
十月	Oct.	10.22			14.55			60.24	7.20	
十一月	Nov.	10.22			14.54			60.42	7.36	
十二月	Dec.	11.28			15.26			60.44	7.42	
1929										
一月	Jan.	11.48			16.30			61.44	7.60	
二月	Feb.	12.00			16.76			61.40	7.63	
三月	Mar.	11.40			—			61.47	7.62	
四月	Apr.	12.03			13.22			63.74	7.25	
五月	May	—			—			65.17	7.36	
六月	June		28.83			24.87		68.02	7.22	
七月	July		28.72			24.62		—	7.33	
八月	Aug.		28.61			24.22		70.14	7.23	
九月	Sept.		28.73			24.84		68.22	7.28	
十月	Oct.		28.21			23.83		—	7.25	
十一月	Nov.		27.90			23.73		70.97	7.20	
十二月	Dec.		27.79			23.61		68.74	7.20	
1930										
一月	Jan.		27.92			24.65		62.66	7.28	
二月	Feb.		28.01			23.58		64.10	7.93	
三月	Mar.		27.68			24.22		66.54	8.00	
四月	Apr.		28.16			24.10		—	7.95	
五月	May		27.99			24.17		59.73	7.80	
六月	June		28.30			24.18		59.18	9.02	

表三：華北批發物價(續)

Table III. Commodity Prices at Wholesale in North China(Continued)

1913—1934

	七玫瑰 斜紋緞 Jeans. Seven Roses Brand 疋 Piece	直工呢 Lastings			Cotton Sateen Drill 直工緞			西寧 羊毛 Wool, Sheep's 担 Picul	元鐵 Mild Iron Round Bar 百斤 Hundred Catties
		雙童鹿 直工呢 Two Boys & Deer Brand 疋 Piece	三多 直工呢 Sheng Tou Brand 疋 Piece	八枚 四君子 Four Gentlemen Brand 疋 Piece	全家福 直工緞 Family Brand 疋 Piece	鸞鳳燕 直工緞 Lang Feng Yeng Brand 疋 Piece	五枚 聚賢村 Chuan Siang Brand 疋 Piece		
		\$	\$	\$	\$	\$	\$		
1930									
七月	July		29.69			25.43		56.76	9.35
八月	Aug.		29.81			26.87		53.22	9.06
九月	Sept.		31.07			27.93		53.36	8.75
十月	Oct.		31.06			25.66		50.66	8.58
十一月	Nov.		30.97			26.97		45.18	8.66
十二月	Dec.		31.15			26.59		40.96	8.60
1931									
一月	Jan.		32.84			28.81		43.88	9.50
二月	Feb.		34.22			30.88		51.42	9.90
三月	Mar.		32.87			31.82		60.80	9.82
四月	Apr.		33.26			31.45		59.01	8.52
五月	May		33.20			31.08		54.81	8.58
六月	June		34.52			32.32		56.70	8.55
七月	July		34.41			---		56.31	8.40
八月	Aug.		35.73			33.14		58.00	8.08
九月	Sept.		45.12			34.88		---	8.00
十月	Oct.		43.18			---		53.44	7.82
十一月	Nov.		43.37			37.47		---	7.77
十二月	Dec.		42.60			36.20		---	7.40
1932									
一月	Jan.		42.80			36.38		45.39	6.98
二月	Feb.		41.16			35.71		40.54	7.20
三月	Mar.		35.27			32.56		36.09	7.05
四月	Apr.		33.22			32.56		24.35	7.03
五月	May		32.90			34.53		35.51	7.00
六月	June		32.99			34.51		37.26	7.10
七月	July		31.63			33.79		31.61	6.72
八月	Aug.		29.88			32.71		34.23	6.25
九月	Sept.		30.11			32.83		36.19	6.00
十月	Oct.		31.38			31.59		37.98	6.40
十一月	Nov.		31.26			30.82		35.92	7.20
十二月	Dec.		32.93			31.90		33.35	7.00
1933									
一月	Jan.		29.52			31.27		31.36	7.04
二月	Feb.		28.26			31.56		31.10	7.05
三月	Mar.		31.01			30.97		29.13	7.05
四月	Apr.		28.32			30.97		25.40	6.92
五月	May		32.88			33.12		30.04	6.58
六月	June		31.88			33.00		43.00	6.60
七月	July		37.68			29.70		43.00	6.50
八月	Aug.		31.63			27.38		39.25	6.53
九月	Sept.		31.23			26.10		40.19	6.50
十月	Oct.		33.50			30.80		36.41	6.50
十一月	Nov.		32.50			29.75		32.00	6.48
十二月	Dec.		30.60			28.36		33.89	6.38
1934									
一月	Jan.		31.50			27.60		38.07	6.35
二月	Feb.		31.33			28.00		38.02	6.25
三月	Mar.		30.10			28.50		38.42	6.28
四月	Apr.		30.00			29.30		36.83	6.40
五月	May		29.35			27.00		33.65	6.63
六月	June	5.48		8.60			8.52	33.05	6.53
七月	July	5.47		8.79			8.60	36.80	6.58
八月	Aug.	5.50		8.99			8.80	36.65	6.65
九月	Sept.	5.40		9.08			8.49	36.65	7.18
十月	Oct.	6.18		9.10			8.13	35.99	7.45
十一月	Nov.	6.52		9.08			8.08	33.75	7.40
十二月	Dec.	6.50		8.88			7.35	32.02	7.46

表三：華北批發物價(續)

Table III. Commodity Prices at Wholesale in North China (Continued)

1913—1934

	竹節鋼 Bamboo Steels	船鋼板 Ship Steel Plate	漢冶萍生鐵 Pig Iron, Hanyeh ping	剪口鐵 Iron Plates, Cutting	九十磅馬口鐵 Tin Plate Plain, 90 lbs.	三角鐵 Iron Angles	洋釘 Wire Nails	黃銅絲 Brass Wire	黃銅片 Brass Sheets
	百斤 Hundred Catties	百斤 Hundred Catties	噸 Ton	百斤 Hundred Catties	箱* Case	百斤 Hundred Catties	百磅 Hundred Pounds	百斤 Hundred Catties	百斤 Hundred Catties
	\$	\$	\$	\$	\$	\$	\$	\$	\$
1913	5.91	9.27		4.59	15.32		6.39	31.99	
1914	6.20	8.77		4.63	13.85		6.37	31.99	
1915	7.47	7.42		4.93	19.30		8.74	31.99	
1916	11.79	7.85		6.52	20.18		12.91	41.32	
1917	14.65	14.75		7.34	18.14		12.31	41.32	
1918	18.10	15.24		10.54	22.50		13.60	39.99	
1919	10.34	10.46		5.71	18.34		11.33	31.99	
1920	12.16	11.75		8.33	17.03		15.29	38.66	
1921	13.69	13.23		4.15	15.68		14.71	46.66	
1922	8.59	8.30	87.00	4.23	14.70		10.27	46.66	
1923	8.25	7.30	89.25	4.73	14.98		10.13	49.32	
1924	8.60	7.90	82.17	4.42	14.60		9.77	50.65	
1925	9.23	8.08	80.83	4.58	14.35	6.76	9.62	43.43	46.32
1926	9.12	7.37	81.50	5.53	14.08	6.34	9.37	45.25	48.90
1927	10.02	7.28	78.67	5.60	14.21	6.56	8.64	46.33	52.12
1928	10.10	7.67	76.59	6.30	12.71	6.68	7.70	48.33	53.52
1929	9.67	7.55	63.35	6.09	12.82	7.34	8.47	59.68	66.36
1930	11.80	9.85	78.93	6.88	18.23	8.73	9.90	64.69	71.79
1931	17.15	10.06	83.32	7.87	20.69	8.92	12.51	68.08	73.46
1932	14.72	9.21	74.97	7.31	15.52	7.44	10.65	53.32	58.41
1933	13.64	9.14	60.80	6.67	16.92	6.97	9.15	47.20	52.47
1934	12.39	8.76	60.43	6.26	15.40	7.37	7.94	42.25	47.91
1928									
一月	9.36	6.67	66.00	6.08	14.18	6.30	7.52	49.00	55.00
二月	9.60	7.54	74.00	6.26	13.57	6.45	7.88	48.61	54.88
三月	9.57	8.00	80.29	6.35	13.08	6.36	7.78	47.01	53.40
四月	10.06	7.91	78.00	6.32	12.89	6.30	7.80	47.45	53.24
五月	10.58	7.93	77.63	6.40	12.97	6.30	7.57	47.73	53.50
六月	10.14	7.85	78.17	6.30	12.98	6.35	7.42	47.50	53.00
七月	10.25	7.81	77.70	6.29	12.47	6.46	7.63	47.70	52.84
八月	10.28	7.59	77.50	6.23	11.94	6.71	7.46	84.00	52.75
九月	10.45	7.57	77.10	6.30	11.91	7.00	7.62	48.10	53.90
十月	10.46	7.85	79.44	6.35	12.02	7.29	7.85	50.50	53.50
十一月	10.08	7.51	77.38	6.30	12.34	7.16	7.86	—	—
十二月	10.40	7.78	75.90	6.40	12.20	7.53	7.96	50.00	52.75
1929									
一月	10.23	7.83	73.75	6.38	12.36	7.55	7.95	60.50	60.00
二月	9.88	7.95	71.00	6.30	12.88	7.62	8.73	57.33	60.00
三月	10.01	7.73	65.90	6.26	12.79	7.65	8.94	62.20	65.20
四月	9.74	7.43	64.38	6.15	12.33	7.23	8.83	62.00	67.00
五月	9.60	7.34	67.03	6.00	11.63	7.43	8.65	64.25	69.50
六月	9.64	7.45	61.10	5.84	12.44	6.93	8.30	60.20	69.60
七月	9.63	7.51	59.00	5.80	12.70	6.86	8.43	56.63	64.75
八月	9.43	7.40	56.25	5.83	12.55	7.40	8.60	55.50	66.50
九月	9.40	7.36	56.20	5.92	12.78	7.32	8.60	56.00	70.95
十月	9.50	7.68	60.75	6.10	13.60	7.43	8.08	57.50	67.80
十一月	9.45	7.45	66.00	6.23	14.00	7.40	8.18	61.50	68.88
十二月	9.52	7.48	58.80	6.30	13.74	7.40	8.30	62.62	66.60
1930									
一月	9.50	7.63	59.00	6.33	13.98	7.45	8.33	63.50	68.50
二月	10.38	8.65	70.75	6.60	15.05	7.93	8.75	63.50	68.50
三月	10.90	8.80	77.20	6.78	15.74	8.04	9.02	64.20	69.20
四月	10.95	8.90	78.00	6.70	16.38	8.08	9.10	62.75	68.50
五月	10.65	9.43	78.00	6.33	17.58	7.85	9.28	62.50	68.50
六月	12.36	10.84	83.40	7.58	18.60	9.08	10.82	68.80	74.40

表三：華北批發物價(續)

Table III. Commodity Prices at Wholesale in North China (Continued)

1913—1934

	竹節鋼	船鋼板	漢冶萍生鐵	剪口鐵	九十磅馬口鐵	三角鐵	洋釘	黃銅絲	黃銅片	
	Bamboo Steels	Ship Steel Plate	Pig Iron, (Hanyeh ping)	Iron Plates Cutting	Tin Plate Plain, 90 lbs.	Iron Angles	Wire Nails	Brass Wire	Brass Sheets	
	百斤	百斤	噸	百斤	箱*	百斤	百磅	百斤	百斤	
	Hundred Catties	Hundred Catties	Ton	Hundred Catties	Case	Hundred Catties	Hundred Pounds	Hundred Catties	Hundred Catties	
	\$	\$	\$	\$	\$	\$	\$	\$	\$	
1930										
七月	July	12.83	11.75	86.50	7.40	20.63	9.40	11.38	69.50	76.50
八月	Aug.	12.56	11.14	85.20	7.34	20.94	9.36	10.70	66.80	74.80
九月	Sept.	12.90	10.75	86.00	7.30	20.75	9.45	10.35	64.75	71.75
十月	Oct.	12.83	10.80	86.00	6.83	20.13	9.48	10.08	64.25	75.28
十一月	Nov.	12.78	10.14	81.60	6.80	19.58	9.40	10.26	63.16	74.54
十二月	Dec.	12.90	9.40	75.50	6.62	19.40	9.20	10.68	62.55	71.05
1931										
一月	Jan.	15.38	10.63	79.00	7.18	21.28	10.13	11.77	65.75	74.65
二月	Feb.	17.00	11.00	79.00	8.83	23.00	10.50	13.17	70.83	79.33
三月	Mar.	18.34	10.88	79.60	8.60	22.26	10.36	12.62	74.40	81.20
四月	Apr.	16.25	9.88	84.25	7.93	22.63	9.00	13.38	72.25	77.25
五月	May	17.50	10.20	83.80	7.94	23.18	9.24	13.45	70.60	76.00
六月	June	17.53	10.15	85.75	7.83	23.18	8.78	13.13	67.75	73.50
七月	July	17.38	9.70	84.25	8.03	21.43	8.75	12.25	65.38	70.83
八月	Aug.	17.62	9.78	85.40	7.88	20.28	8.40	12.20	65.40	68.60
九月	Sept.	18.00	10.00	86.50	7.78	19.95	8.40	12.38	66.00	70.50
十月	Oct.	17.36	9.50	86.25	7.60	17.80	8.03	12.05	65.50	68.75
十一月	Nov.	17.07	9.60	85.33	7.57	16.83	7.80	11.93	64.00	67.50
十二月	Dec.	16.38	9.45	79.75	7.30	16.45	7.70	11.75	—	—
1932										
一月	Jan.	13.50	9.18	76.00	7.04	15.02	7.22	11.48	62.80	67.00
二月	Feb.	15.67	10.00	75.00	7.27	16.10	7.17	11.33	63.33	67.67
三月	Mar.	15.40	9.90	76.50	7.43	16.45	7.45	11.10	63.50	70.25
四月	Apr.	15.63	10.43	78.00	7.75	15.90	7.53	11.38	59.75	65.50
五月	May	15.30	9.58	76.40	7.54	15.50	7.46	11.00	50.60	57.20
六月	June	15.58	9.63	76.00	7.83	15.03	7.40	10.73	50.00	55.73
七月	July	14.72	8.58	74.00	7.68	15.10	8.20	10.64	48.80	53.60
八月	Aug.	14.50	8.30	73.00	7.30	15.00	7.90	10.25	47.00	51.00
九月	Sept.	14.40	8.00	72.00	7.00	15.35	7.58	9.98	46.60	50.75
十月	Oct.	14.10	8.32	73.00	6.80	15.22	7.38	9.64	48.00	52.00
十一月	Nov.	14.30	9.38	76.00	7.15	16.13	7.50	10.35	49.25	54.25
十二月	Dec.	13.50	9.23	72.75	6.90	15.38	7.43	9.95	50.25	56.00
1933										
一月	Jan.	14.14	9.56	70.60	6.92	16.20	7.50	10.34	50.20	56.60
二月	Feb.	14.63	9.63	67.75	7.08	17.38	7.75	10.38	52.38	57.25
三月	Mar.	14.43	9.25	66.75	6.90	18.63	7.75	10.00	51.50	56.75
四月	Apr.	14.12	9.00	63.60	6.86	17.30	7.16	9.96	49.80	54.20
五月	May	13.75	8.90	64.75	6.65	16.88	7.13	9.60	49.75	54.00
六月	June	13.58	9.03	56.00	6.78	17.25	7.00	9.23	47.00	51.50
七月	July	13.56	8.88	56.40	6.52	17.56	6.78	8.68	46.00	51.80
八月	Aug.	13.58	8.78	57.00	6.43	17.43	6.53	8.25	44.25	50.00
九月	Sept.	13.55	8.93	56.00	6.60	17.00	6.63	8.15	44.75	50.50
十月	Oct.	13.16	9.56	56.00	6.66	16.90	6.52	8.40	43.80	49.80
十一月	Nov.	13.00	9.04	56.00	6.40	15.38	6.48	8.35	43.75	49.50
十二月	Dec.	12.20	9.08	58.80	6.28	15.18	6.42	8.48	43.20	47.70
1934										
一月	Jan.	12.18	8.75	57.00	6.33	14.75	6.60	8.10	42.75	47.25
二月	Feb.	12.00	8.73	57.00	6.25	15.25	6.43	7.90	41.50	46.25
三月	Mar.	12.00	8.48	57.00	6.15	15.13	6.48	7.75	40.00	44.00
四月	Apr.	12.04	8.54	57.00	6.24	14.90	6.76	8.04	41.10	45.40
五月	May	12.50	8.88	57.00	6.38	15.25	7.38	8.18	43.25	47.50
六月	June	12.50	8.68	57.00	6.33	15.25	7.58	8.25	43.25	47.38
七月	July	12.90	8.62	62.60	6.18	15.30	7.76	7.96	43.90	49.40
八月	Aug.	12.88	8.80	65.00	6.30	15.50	7.73	8.00	43.25	49.50
九月	Sept.	12.50	8.96	63.50	6.56	15.48	7.86	8.00	43.70	50.20
十月	Oct.	12.50	8.90	64.00	6.20	16.15	7.85	7.78	41.63	49.50
十一月	Nov.	12.50	9.03	64.00	6.20	15.83	8.00	7.70	41.50	49.50
十二月	Dec.	12.50	8.74	64.00	6.00	16.04	8.00	7.66	41.20	49.00

* 每箱爲 112片, Case=112 sheets.

表三：華北批發物價(續)
Table III. Commodity Prices at Wholesale in North China(Continued)

1913--1934

	鉛絲	平鉛鐵	紫銅塊	新方鐵	烟筒鐵	紅松 Red Pine		安東	紅磚	藍磚
	Lead	Galvan- ized Iron	Copper	Iron	Black Iron	安東	吉林	白松	Bricks,	Bricks,
	Wire	Sheet Plain	Ingot	Square Bar	Sheet	紅松 Antung	紅松 Kirin	White Pine, Antung	Red	Blue
百斤	張*	百斤	百斤	百磅	立 方 寸	立 方 寸	立 方 寸	萬塊	萬塊	
Hundred Catties	Sheet	Hundred Catties	Hundred Catties	Hundred Pounds	Cu. in.	Cu. in.	Cu. in.	Ten th- ousand Pieces	Ten th- ousand Pieces	
	\$	\$	\$	\$	\$	\$	\$	\$	\$	\$
1913						0.050		0.038	34.34	60.00
1914						0.054		0.041	60.00	60.00
1915						0.056		0.044	50.17	63.50
1916						0.055		0.058	53.50	68.00
1917						0.074		0.060	61.83	73.83
1918						0.068		0.054	60.42	69.83
1919						0.065		0.057	53.75	70.00
1920						0.062		0.054	48.50	60.00
1921						0.066		0.058	45.00	70.92
1922						0.064		0.062	47.50	71.00
1923						0.069		0.060	56.25	72.92
1924						0.077		0.066	49.17	74.58
1925	12.56	1.64				0.071		0.060	56.67	98.50
1926	12.47	1.70	40.14	6.00	8.00	0.080	0.084	0.063	68.92	115.50
1927	13.10	1.87				0.086		0.069	50.83	90.00
1928	13.88	1.54				0.094		0.080	50.74	81.70
1929	13.69	1.78				0.104		0.085	50.63	81.42
1930	16.41	2.42	69.36	8.42	11.91		0.108	0.084	49.63	80.00
1931	20.03	3.05	66.58	8.62	12.76		0.118	0.093	50.00	84.03
1932	15.95	2.34	52.85	6.95	11.15		0.130	0.088	54.58	85.00
1933	13.65	2.30	49.11	7.04	9.59		0.127	0.084	49.78	81.25
1934	11.85	2.16	43.04	7.21	9.86		0.131	0.083	44.77	77.71
1928										
一月	Jan.	14.18	1.65			0.101		0.080	48.00	90.00
二月	Feb.	14.47	1.69			0.101		0.080	50.00	80.00
三月	Mar.	13.88	1.52			0.101		0.080	50.00	80.00
四月	Apr.	13.99	1.51			0.101		0.080	50.00	80.00
五月	May	13.95	1.50			0.101		0.080	50.00	80.00
六月	June	13.70	1.43			0.101		0.080	50.00	80.00
七月	July	13.60	1.47			0.103		0.083	49.40	80.00
八月	Aug.	13.55	1.47			0.099		0.081	47.00	80.00
九月	Sept.	13.38	1.47			0.097		0.080	50.00	81.60
十月	Oct.	15.33	1.49			0.096		0.080	54.50	82.75
十一月	Nov.	13.20	—			0.096		0.080	55.00	83.00
十二月	Dec.	13.30	1.70			0.096		0.080	55.00	83.00
1929										
一月	Jan.	13.03	1.87			0.096		0.080	55.00	83.00
二月	Feb.	13.67	1.84			0.096		0.080	55.00	83.00
三月	Mar.	14.34	1.78			0.096		0.080	55.00	82.00
四月	Apr.	13.95	1.66			0.097		0.081	55.00	82.00
五月	May	13.88	1.75			0.098		0.082	51.50	82.00
六月	June	13.34	1.63			0.098		0.084	48.00	82.00
七月	July	13.70	1.63			0.098		0.085	48.00	82.00
八月	Aug.	13.70	1.60			0.098		0.085	48.00	81.00
九月	Sept.	13.62	1.66			0.108		0.088	48.00	80.00
十月	Oct.	13.20	1.90			0.122		0.092	48.00	80.00
十一月	Nov.	13.90	2.03			0.122		0.092	48.00	80.00
十二月	Dec.	14.00	2.03			0.122		0.092	48.00	80.00
1930										
一月	Jan.	14.00	2.03	65.50	7.33	10.00	0.102	0.092	49.50	80.00
二月	Feb.	15.25	2.09	66.00	7.90	10.33	0.106	0.089	50.00	80.00
三月	Mar.	15.50	2.10	66.70	8.00	10.90	0.106	0.079	50.00	80.00
四月	Apr.	15.50	2.11	67.00	8.00	10.88	0.106	0.079	48.50	80.00
五月	May	15.05	2.30	67.25	7.80	12.00	0.107	0.081	48.00	80.00
六月	June	17.46	2.55	72.70	9.02	13.50	0.111	0.087	49.60	80.00

表三：華北批發物價(續)

Table III. Commodity Prices at Wholesale in North China(Continued)

1913--1934

	鉛絲	平鉛鐵	紫銅塊	新方鐵	烟筒鐵	紅松 Red Pine		安東	紅磚	藍磚
	Lead	Galvan-	Copper	Iron	Black	東安	吉林	白松	Bricks,	Bricks,
	Wire	ized	Ingot	Square	Iron	紅松	紅松	White	Red	Blue
	Sheet	Plain	Bar	Sheet	Antung	Kirin	Antung	Bricks,	Bricks,	Bricks,
	百斤	張*	百斤	百斤	百磅	立方寸	立方寸	立方寸	萬塊	萬塊
	Hundred	Sheet	Hundred	Hundred	Hundred	Cu. in.	Cu. in.	Cu. in.	Ten th-	Ten th-
	Catties		Catties	Catties	Pounds				ousand	ousand
									Pieces	Pieces
	\$	\$	\$	\$	\$	\$	\$	\$	\$	\$
1930										
七月	18.38	2.65	74.50	9.30	14.13		0.110	0.081	50.00	80.00
八月	17.46	2.65	72.40	8.64	12.36		0.110	0.081	50.00	80.00
九月	17.30	2.58	73.00	8.90	12.00		0.110	0.083	50.00	80.00
十月	16.68	2.69	73.00	8.70	12.48		0.109	0.087	50.00	80.00
十一月	17.02	2.65	69.80	8.72	12.54		0.109	0.087	50.00	80.00
十二月	17.33	2.63	64.50	8.63	11.75		0.109	0.087	50.00	80.00
1931										
一月	18.63	2.81	64.00	9.75	12.43		0.109	0.087	50.00	80.00
二月	21.00	3.09	72.00	10.50	13.00		0.109	0.087	50.00	80.00
三月	19.92	3.32	72.80	9.72	13.00		0.113	0.091	50.00	83.40
四月	19.75	3.06	70.25	8.48	12.75		0.116	0.094	50.00	85.00
五月	19.48	3.31	68.60	8.58	12.90		0.116	0.094	50.00	85.00
六月	20.70	3.24	67.75	8.54	13.33		0.116	0.094	50.00	85.00
七月	19.75	3.04	64.75	8.35	12.38		0.121	0.094	50.00	85.00
八月	19.82	3.00	63.20	8.15	11.90		0.123	0.094	50.00	85.00
九月	20.95	3.05	64.00	8.00	12.05		0.123	0.094	50.00	85.00
十月	20.95	2.97	63.00	7.90	12.05		0.123	0.094	50.00	85.00
十一月	19.83	2.98	62.00	7.80	13.33		0.123	0.094	50.00	85.00
十二月	19.55	2.78	—	7.70	14.00		0.123	0.094	50.00	85.00
1932										
一月	17.20	2.68	62.00	6.78	12.26		0.123	0.094	50.00	85.00
二月	17.33	2.69	60.00	7.13	12.00		0.127	0.092	55.00	85.00
三月	17.65	2.62	60.00	7.10	12.33		0.135	0.087	55.00	85.00
四月	18.25	2.40	58.50	7.14	12.13		0.131	0.087	55.00	85.00
五月	17.36	2.22	51.00	7.00	11.20		0.130	0.087	55.00	85.00
六月	17.58	2.22	51.00	7.48	11.43		0.130	0.087	55.00	85.00
七月	14.00	2.00	50.20	6.72	10.90		0.130	0.087	55.00	85.00
八月	14.00	2.03	48.00	6.35	10.90		0.130	0.087	55.00	85.00
九月	14.08	2.10	47.50	6.45	10.23		0.130	0.087	55.00	85.00
十月	14.06	2.18	47.20	6.46	10.08		0.130	0.087	55.00	85.00
十一月	15.55	2.41	48.50	7.43	10.35		0.130	0.087	55.00	85.00
十二月	14.33	2.58	50.25	7.43	10.00		0.130	0.087	55.00	85.00
1933										
一月	15.20	2.57	50.20	7.48	9.88		0.130	0.087	55.00	85.00
二月	15.45	2.49	52.00	7.38	9.95		0.130	0.087	55.00	85.00
三月	15.45	2.45	51.75	7.15	9.95		0.130	0.087	55.00	85.00
四月	14.60	2.32	49.80	7.16	9.72		0.130	0.087	50.30	85.00
五月	13.30	2.31	49.75	7.00	9.58		0.130	0.087	50.00	85.00
六月	12.88	2.31	48.00	7.10	10.00		0.130	0.087	50.00	85.00
七月	12.58	2.19	46.00	6.90	9.36		0.130	0.087	55.00	85.00
八月	12.50	2.17	44.50	6.70	9.15		0.130	0.087	50.00	85.00
九月	13.13	2.20	46.75	6.93	9.58		0.123	0.082	50.00	85.00
十月	13.52	2.19	52.00	7.12	9.68		0.121	0.080	44.00	70.00
十一月	13.05	2.13	52.00	6.73	9.25		0.121	0.080	44.00	70.00
十二月	12.10	2.25	46.60	6.78	9.00		0.121	0.075	44.00	70.00
1934										
一月	12.05	2.27	43.00	6.68	9.00		0.121	0.075	44.00	70.00
二月	11.73	2.28	41.75	6.55	9.38		0.121	0.075	44.00	70.00
三月	11.50	2.24	41.00	7.05	8.95		0.124	0.075	44.25	72.50
四月	11.54	1.90	41.00	6.92	9.16		0.131	0.075	45.00	80.00
五月	11.85	2.18	41.25	7.38	9.58		0.131	0.075	45.00	80.00
六月	12.00	2.17	42.00	7.38	9.45		0.133	0.079	45.00	80.00
七月	11.78	2.17	42.00	7.28	9.68		0.140	0.090	45.00	80.00
八月	11.90	2.17	44.50	7.33	10.15		0.140	0.090	45.00	80.00
九月	12.20	2.15	45.00	7.46	10.80		0.140	0.090	45.00	80.00
十月	12.28	2.17	45.00	7.50	11.25		0.140	0.090	45.00	80.00
十一月	11.73	2.12	45.00	7.48	11.03		0.135	0.090	45.00	80.00
十二月	11.58	2.06	45.00	7.46	9.84		0.120	0.088	45.00	80.00

* 每張長30呎,寬7呎; Sheet=30ft.×7ft.

表三：華北批發物價(續)

Table III. Commodity Prices at Wholesale in North China(Continued)

1913—1934

	紅瓦	藍瓦	東山石灰	啓新馬牌水泥	玻璃	生漆	桐油	Paint Boiled Oil		開灤塊煤
	Tiles, Red	Tiles, Blue	Lime (Tung Shan)	Cement, Horse Brand	Window Glass	Varnish, Crude	Wood Oil, (Hunan)	斧牌鉛油	國旗牌鉛油	塊煤
	萬塊 Ten thousand Pieces	萬塊 Ten thousand Pieces	萬斤 Ten thousand Catties	包 Bag	箱 Box	百斤 Hundred Catties	百斤 Hundred Catties	桶 Barrel	桶 Barrel	噸 Ton
	\$	\$	\$	\$	\$	\$	\$	\$	\$	\$
1913	85.84	120.00	23.81	2.15	14.50	46.00	20.00			7.25
1914	150.00	110.00	23.81	2.30	15.50	46.00	20.00			7.25
1915	82.50	100.00	23.81	2.30	15.50	46.00	20.00			7.25
1916	86.00	102.00	23.81	2.43	19.50	46.00	21.00			7.25
1917	86.42	90.00	23.81	2.55	21.00	46.00	21.00			7.50
1918	88.83	90.00	23.81	2.55	22.00	60.00	28.50			7.50
1919	90.00	90.00	23.81	2.93	20.00	60.00	28.50			7.50
1920	90.00	86.83	23.81	3.30	16.50	60.00	24.00			7.50
1921	90.00	110.00	26.78	3.30	14.50	80.00	28.00			7.50
1922	89.00	105.00	26.78	3.30	14.00	80.00	31.00	2.15		7.75
1923	90.00	100.00	29.76	3.30	15.00	90.00	32.00	2.15		7.75
1924	86.25	110.00	29.76	2.60	15.50	90.00	33.00	2.15		8.00
1925	94.17	102.58	29.76	2.60	11.50	90.00	35.00	2.25		8.50
1926	92.00	87.50	47.62	2.65	8.50	100.00	37.00	2.25	2.10	10.00
1927	93.33	94.17	35.71	2.70	7.80	110.00	40.00	2.25		10.00
1928	88.75	93.17	53.93	2.74	9.46	146.63	38.43	2.10		11.71
1929	90.00	100.00	56.17	2.82	11.40	150.00	38.51	2.06		10.32
1930	84.29	100.00	47.37	2.86	11.11	142.00	38.51	2.04		9.95
1931	91.77	106.40	48.64	3.11	11.84	150.00	38.50	6.63		11.75
1932	90.00	105.00	42.40	3.28	12.37	157.92	35.79	5.98		10.66
1933	90.00	103.75	42.08	3.31	9.46	150.00	32.38	4.92		10.13
1934	90.00	100.00	42.73	3.35	7.48	120.00	28.10			9.12
1928										
一二月	Jan.	95.00	80.00	47.00	2.70	8.00	140.00	38.00	2.25	11.50
三四月	Feb.	95.00	85.00	47.00	2.70	8.00	150.00	40.00	2.25	11.50
五六月	Mar.	95.00	85.00	46.80	2.70	9.40	140.00	39.67	2.25	12.00
七八月	Apr.	91.00	89.00	47.60	2.70	9.83	142.00	38.93	2.20	11.73
九十月	May	85.00	95.00	46.54	2.70	9.58	150.00	39.13	2.11	11.77
十一月	June	85.00	95.00	47.24	2.70	9.83	150.00	38.33	2.10	11.56
十二月	July	85.00	95.00	49.09	2.80	10.24	150.00	37.80	2.02	12.08
一二月	Aug.	85.00	95.00	58.50	2.80	9.33	150.00	38.00	2.00	12.64
三四月	Sept.	89.00	99.00	62.43	2.80	8.92	150.00	37.50	2.00	14.03
五六月	Oct.	90.00	100.00	65.00	2.80	10.05	150.00	37.75	2.00	10.65
七八月	Nov.	90.00	100.00	65.00	2.80	10.10	150.00	38.00	2.00	10.65
九十月	Dec.	90.00	100.00	65.00	2.64	10.22	150.00	38.10	2.00	10.42
1929										
一二月	Jan.	90.00	100.00	65.00	2.60	10.70	150.00	37.93	2.00	10.40
三四月	Feb.	90.00	100.00	63.33	2.60	10.70	140.00	38.66	2.05	10.43
五六月	Mar.	90.00	100.00	60.40	2.80	11.50	150.00	39.00	2.20	10.42
七八月	Apr.	90.00	100.00	59.25	2.83	11.50	150.00	39.00	2.08	10.40
九十月	May	90.00	100.00	56.75	2.90	11.50	150.00	38.75	2.10	10.38
十一月	June	90.00	100.00	57.40	2.90	11.66	150.00	38.40	2.05	10.30
十二月	July	90.00	100.00	58.50	2.90	11.85	150.00	39.00	2.10	10.30
一二月	Aug.	90.00	100.00	53.43	2.90	12.00	150.00	39.00	2.00	10.30
三四月	Sept.	90.00	100.00	50.00	2.87	12.00	150.00	37.30	2.08	10.30
五六月	Oct.	90.00	100.00	50.00	2.85	12.30	150.00	38.38	2.00	10.30
七八月	Nov.	90.00	100.00	50.00	2.85	10.80	150.00	38.25	2.00	10.30
九十月	Dec.	90.00	100.00	50.00	2.88	10.20	150.00	38.50	2.00	10.00
1930										
一二月	Jan.	82.50	100.00	50.00	2.90	10.38	150.00	39.25	2.00	9.30
三四月	Feb.	80.00	100.00	50.00	2.90	10.00	150.00	38.50	2.10	9.30
五六月	Mar.	84.00	100.00	50.00	2.90	10.00	150.00	38.70	2.00	9.30
七八月	Apr.	85.00	100.00	50.00	2.90	10.00	150.00	38.63	2.00	9.30
九十月	May	85.00	100.00	48.75	2.85	10.00	150.00	38.25	2.10	10.12
十一月	June	85.00	100.00	46.71	2.80	10.80	150.00	38.50	2.06	10.30

表三：華北批發物價(續)

Table III. Commodity Prices at Wholesale in North China(Continued)

1913—1934

	紅瓦 Tiles, Red	藍瓦 Tiles, Blue	東山 石灰 Lime (Tung Shan)	啓新 馬牌 水泥 Cement, Horse Brand	玻璃 Window Glass	生漆 Varnish, Crude	桐油 Wood Oil, (Hunan)	Paint Boiled Oil		開鑿 塊煤 Coal Lump, Kailan
								斧牌 鉛油 Axe Brand	國旗牌 鉛油 Flag Brand	
	萬塊 Ten thousand Pieces	萬塊 Ten thousand Pieces	萬斤 Ten thousand Catties	包 Bag	箱 Box	百斤 Hundred Catties	百斤 Hundred Catties	桶 Barrel	桶 Barrel	噸 Ton
	\$	\$	\$	\$	\$	\$	\$	\$	\$	\$
1930										
七月	July.	85.00	100.00	44.75	2.83	11.50	150.00	39.00	2.00	10.30
八月	Aug.	85.00	100.00	50.20	2.85	11.68	144.00	39.00	2.00	10.30
九月	Sept.	85.00	100.00	44.25	2.85	12.33	120.00	38.50	2.00	10.30
十月	Oct.	85.00	100.00	44.75	2.85	12.43	120.00	38.38	2.00	10.30
十一月	Nov.	85.00	100.00	45.00	2.85	12.20	120.00	38.40	2.00	10.30
十二月	Dec.	85.00	100.00	44.00	2.85	12.05	150.00	37.00	2.20	10.30
1931										
一月	Jan.	85.00	100.00	44.00	2.85	12.00	150.00	38.88	2.20	10.44
二月	Feb.	85.00	100.00	44.00	2.85	12.50	150.00	39.33	—	12.10
三月	Mar.	95.00	105.50	43.84	3.15	12.50	150.00	38.00	—	13.30
四月	Apr.	95.00	110.00	43.00	3.15	12.28	150.00	38.25	—	13.47
五月	May	95.00	110.00	43.00	3.15	11.90	150.00	38.60	—	—
六月	June	95.00	110.00	43.00	3.15	12.38	150.00	38.50	6.73	12.07
七月	July	95.00	110.00	45.00	3.15	11.63	150.00	38.50	7.23	11.28
八月	Aug.	95.00	110.00	59.80	3.15	11.50	150.00	39.10	7.56	11.26
九月	Sept.	91.25	106.25	52.50	3.18	11.50	150.00	38.38	7.70	11.30
十月	Oct.	90.00	105.00	55.50	3.20	11.25	150.00	38.50	7.45	11.30
十一月	Nov.	90.00	105.00	55.00	3.20	11.17	150.00	38.00	7.27	11.37
十二月	Dec.	90.00	105.00	55.00	3.20	11.50	150.00	38.00	6.93	11.35
1932										
一月	Jan.	90.00	105.00	52.00	3.20	11.70	150.00	37.80	6.56	11.48
二月	Feb.	90.00	105.00	46.67	3.20	12.00	150.00	37.00	6.43	11.30
三月	Mar.	90.00	105.00	44.50	3.22	12.25	155.00	37.25	6.75	11.30
四月	Apr.	90.00	105.00	43.67	3.30	12.50	160.00	37.75	6.73	11.30
五月	May	90.00	105.00	42.00	3.30	12.50	160.00	38.00	5.70	11.10
六月	June	90.00	105.00	40.00	3.30	12.50	160.00	34.25	5.70	11.00
七月	July	90.00	105.00	40.00	3.30	12.50	160.00	36.40	5.40	11.00
八月	Aug.	90.00	105.00	40.00	3.30	12.50	160.00	35.75	5.40	11.00
九月	Sept.	90.00	105.00	40.00	3.30	12.50	160.00	34.50	5.43	10.80
十月	Oct.	90.00	105.00	40.00	3.30	12.50	160.00	34.80	5.42	9.22
十一月	Nov.	90.00	105.00	40.00	3.30	12.50	160.00	33.25	5.63	9.25
十二月	Dec.	90.00	105.00	40.00	3.30	12.50	160.00	32.75	5.58	9.15
1933										
一月	Jan.	90.00	105.00	42.00	3.30	12.50	160.00	35.20	5.40	10.12
二月	Feb.	90.00	105.00	42.50	3.30	11.43	160.00	36.75	4.88	10.30
三月	Mar.	90.00	105.00	40.00	3.30	10.20	160.00	34.75	4.88	10.20
四月	Apr.	90.00	105.00	40.00	3.30	10.12	160.00	33.60	5.36	10.24
五月	May	90.00	105.00	40.00	3.30	9.88	160.00	27.75	5.30	10.18
六月	June	90.00	105.00	40.00	3.30	9.50	160.00	28.50	4.98	10.15
七月	July	90.00	105.00	41.00	3.30	8.60	160.00	32.00	4.90	10.28
八月	Aug.	90.00	105.00	45.00	3.30	8.50	160.00	33.75	4.63	10.38
九月	Sept.	90.00	105.00	44.25	3.30	8.50	160.00	31.65	4.60	10.15
十月	Oct.	90.00	100.00	41.25	3.30	8.30	120.00	30.70	4.60	10.20
十一月	Nov.	90.00	100.00	45.25	3.30	8.00	120.00	31.50	4.60	10.20
十二月	Dec.	90.00	100.00	43.75	3.42	8.00	120.00	32.40	4.90	9.16
1934										
一月	Jan.	90.00	100.00	40.00	3.60	8.38	120.00	29.00	4.70	9.18
二月	Feb.	90.00	100.00	43.75	3.60	8.50	120.00	29.38	5.28	9.18
三月	Mar.	90.00	100.00	41.25	3.60	8.50	120.00	29.00	5.40	9.23
四月	Apr.	90.00	100.00	41.00	3.60	8.50	120.00	26.80	5.24	9.16
五月	May	90.00	100.00	41.25	3.40	8.25	120.00	27.00	5.20	9.20
六月	June	90.00	100.00	43.25	3.20	7.50	120.00	29.00	5.20	9.10
七月	July	90.00	100.00	46.00	3.20	7.18	120.00	28.60	5.20	9.20
八月	Aug.	90.00	100.00	42.50	3.20	6.60	120.00	27.25	5.20	9.03
九月	Sept.	90.00	100.00	40.00	3.20	6.60	120.00	26.40	5.20	9.00
十月	Oct.	90.00	100.00	43.75	3.20	6.60	120.00	26.25	5.20	9.00
十一月	Nov.	90.00	100.00	45.00	3.20	6.60	120.00	28.50	5.20	9.08
十二月	Dec.	90.00	100.00	45.00	3.20	6.60	120.00	30.00	1.90	9.08

表三：華北批發物價(續)

Table III. Commodity Prices at Wholesale in North China(Continued)

1913-1934

	開灤 一末煤	開灤 二末煤	開灤 焦炭	宛平 房山 硬煤	宛平 房山 末煤	晉省陽 泉大砵	老牌 煤油	虎牌 煤油	火柴 Matches	
	Coal Dust, 1st.	Coal Dust, 2nd	Coke,	Coal Lump,	Coal Dust,	Anthr- acite,	Oil, Kerosene, "Brilli- ant"	Oil, Kerosene, Tiger Brand	北洋 火柴	飯碗牌 火柴
	Quality Kailan	Quality Kailan	Kailan	Wan Ping	Wan Ping	Shansi	箱 Box	箱 Box	箱 Box	箱 Box
噸 Ton	噸 Ton	噸 Ton	噸 Ton	噸 Ton	噸 Ton	噸 Ton	箱 Box	箱 Box	箱 Box	箱 Box
	\$	\$	\$	\$	\$	\$	\$	\$	\$	\$
1913	4.75	4.25	16.00	8.50	6.50	9.00			30.00	
1914	4.75	4.25	16.00	8.50	6.50	9.00			32.00	
1915	4.75	4.25	16.00	8.50	6.50	9.00			33.00	
1916	4.75	4.25	16.00	8.50	6.50	9.00	5.47	5.38	33.00	
1917	5.25	4.75	16.00	8.50	6.50	9.00	5.28	5.19	35.00	
1918	5.75	5.25	16.00	8.50	6.50	9.00	5.59	5.49	45.00	
1919	5.75	5.25	16.00	8.50	6.50	9.00	5.83	5.76	47.50	
1920	5.75	5.25	16.50	9.00	7.00	9.00	5.64	5.59	43.00	
1921	6.25	5.75	17.00	9.00	7.00	9.00	6.30	6.20	42.00	
1922	6.25	5.75	17.00	9.00	7.00	9.00	5.95	5.85	44.00	
1923	6.25	5.75	17.00	9.50	7.50	10.00	4.84	4.75	44.00	
1924	7.25	6.75	17.00	9.50	7.50	12.50	5.60	5.50	45.00	
1925	8.50	7.50	18.00	12.00	9.50	15.00	4.63	4.53	45.00	
1926	9.00	8.00	20.00	15.00	11.00	17.00	5.11	5.00	45.00	
1927	9.00	8.00	20.00	15.00	10.00	19.00	5.46	5.36	45.00	
1928	9.58	8.95	22.51	20.47	13.14	28.32	4.70	4.59	46.57	
1929	8.76	8.08	20.99	18.72	12.96	21.80	4.80	4.70	48.72	
1930	8.46	7.83	21.82	16.53	11.57	19.27	7.25	7.16	30.08	
1931	9.89	9.22	23.74	14.61	9.56	18.98	10.33	10.20	56.53	
1932	9.33	8.75	22.38	14.29	8.05	17.22	9.78	9.64	64.00	
1933	8.29	7.98	21.45	13.99	8.20	15.62	8.71	8.18	64.00	
1934	7.66	7.26	18.79	13.09	8.19	12.63	8.14	8.06		
1928										
一月	9.85	9.20	23.00	19.50	12.50	—	4.35	4.25	44.00	
二月	9.85	9.20	23.00	19.50	12.50	—	4.35	4.25	44.00	
三月	9.85	9.44	23.00	20.00	13.00	—	4.35	4.25	44.00	
四月	9.85	9.28	23.00	20.00	12.97	—	4.71	4.60	44.00	
五月	9.85	9.48	23.00	20.00	13.00	—	4.93	4.81	44.00	
六月	9.85	9.33	23.00	20.01	12.91	—	4.74	4.62	44.00	
七月	9.84	9.26	23.40	20.90	13.00	—	4.65	4.55	44.80	
八月	9.53	8.93	24.00	20.72	13.00	—	4.85	4.75	48.00	
九月	9.87	8.97	21.00	20.73	13.23	29.50	4.85	4.75	48.00	
十月	8.96	8.10	21.88	21.00	13.64	29.84	4.85	4.75	52.00	
十一月	8.85	8.13	21.88	22.09	14.20	29.11	4.85	4.75	52.00	
十二月	8.85	8.10	21.00	21.13	13.73	24.81	4.87	4.75	50.00	
1929										
一月	8.85	8.10	21.00	20.70	13.09	24.86	4.90	4.75	50.00	
二月	8.85	8.10	21.00	20.83	13.33	26.10	4.90	4.75	50.00	
三月	8.77	8.10	21.00	19.44	13.56	23.29	4.90	4.75	50.00	
四月	8.78	8.10	21.00	19.00	13.63	21.50	4.85	4.70	50.00	
五月	8.75	8.08	21.00	18.38	13.38	21.00	4.70	4.55	50.00	
六月	8.79	8.10	21.00	18.00	13.00	21.80	4.70	4.55	50.00	
七月	8.75	8.10	21.00	18.00	13.00	21.50	4.70	4.55	50.00	
八月	8.75	8.10	21.00	18.00	13.00	20.25	4.70	4.55	49.00	
九月	8.75	8.10	21.00	18.00	12.66	19.70	4.70	4.60	47.60	
十月	8.75	8.10	21.00	17.50	12.50	20.07	4.85	4.88	46.00	
十一月	8.75	8.10	20.88	18.25	12.32	21.07	4.85	4.90	46.00	
十二月	8.54	7.93	21.00	18.50	12.00	21.40	4.88	4.88	46.00	
1930										
一月	8.00	7.50	21.00	17.00	12.00	20.50	4.90	4.90	30.25	
二月	8.00	7.50	21.00	17.00	12.00	20.00	4.90	4.80	30.66	
三月	8.00	7.50	21.00	17.00	11.90	19.20	5.27	5.22	30.00	
四月	8.00	7.50	20.88	17.00	11.13	19.00	6.20	6.15	30.00	
五月	8.67	7.91	21.85	16.47	11.13	18.75	6.90	6.80	30.00	
六月	8.70	8.00	22.00	16.30	11.17	18.90	8.36	8.26	30.00	

表三：華北價批發物(續)

Table III. Commodity Prices at Wholesale in North China(Continued)

1913—1934

	開灤一號末煤	開灤二號末煤	開灤三號末煤	宛平房硬煤	宛平房末煤	晉省陽泉大碛	老牌煤油	虎牌煤油	火柴Matches	
	Coal Dust, 1st. Quality Kailan	Coal Dust, 2dn Quality Kailan	Coke, Kailan	Coal Lump, Wan Piag	Coal Dust, Wan Ping	Anthracite, Shansi	Oil, Kerosene, "Brilliant"	Oil, Kerosene, Tiger Brand	北火柴	飯碗牌火柴
	噸 Ton	噸 Ton	噸 Ton	噸 Ton	噸 Ton	噸 Ton	箱 Box	箱 Box	箱 Box	箱 Box
1930	\$	\$	\$	\$	\$	\$	\$	\$	\$	\$
七月 July	8.70	8.00	22.00	16.50	11.65	19.00	8.55	8.45		30.00
八月 Aug.	8.70	8.00	22.30	16.20	11.86	19.00	8.40	8.30		30.00
九月 Sept.	8.70	8.00	22.00	16.50	11.88	19.11	8.38	8.28		30.00
十月 Oct.	8.70	8.00	22.00	16.50	12.00	19.59	8.30	8.20		30.00
十一月 Nov.	8.70	8.00	22.80	16.19	11.51	19.27	8.40	8.30		30.00
十二月 Dec.	8.70	8.00	23.00	15.70	10.55	18.96	8.40	8.30		30.00
1931										
一月 Jan.	8.80	8.30	23.48	15.40	10.25	18.20	8.78	8.68		31.00
二月 Feb.	9.10	8.30	24.90	14.50	9.00	18.52	9.60	9.50		33.00
三月 Mar.	10.46	9.50	24.82	14.50	9.00	19.96	10.76	10.56		43.40
四月 Apr.	12.72	11.84	23.77	14.47	9.18	19.00	11.20	11.20		59.00
五月 May	—	—	—	14.50	9.50	19.00	11.20	11.20		64.00
六月 June	—	9.10	23.50	14.50	9.55	19.00	11.20	11.20		64.00
七月 July	9.58	8.98	23.50	14.63	9.88	18.70	10.60	10.45		64.00
八月 Aug.	9.76	9.18	23.50	14.60	9.92	18.60	10.36	10.16		64.00
九月 Sept.	9.70	9.00	23.50	14.50	10.00	18.88	10.20	10.00		64.00
十月 Oct.	9.68	9.03	23.38	14.50	9.88	19.13	10.20	10.00		64.00
十一月 Nov.	9.70	9.18	23.33	14.67	9.50	19.83	10.20	10.00		64.00
十二月 Dec.	9.40	9.00	23.50	14.50	9.00	18.88	9.70	9.50		64.00
1932										
一月 Jan.	9.62	9.04	21.92	14.50	8.40	18.50	9.50	9.38		64.00
二月 Feb.	9.70	9.00	22.83	14.50	8.00	18.12	9.45	9.35		64.00
三月 Mar.	9.70	9.00	23.50	14.50	8.00	18.48	9.45	9.35		64.00
四月 Apr.	9.70	9.00	23.50	14.13	8.00	18.38	9.51	9.39		64.00
五月 May	9.62	8.92	23.00	14.00	8.00	18.00	9.70	9.50		64.00
六月 June	9.50	9.00	23.13	14.00	8.00	18.00	9.70	9.50		64.00
七月 July	9.50	9.00	22.80	14.00	8.00	17.25	9.00	8.80		64.00
八月 Aug.	9.50	9.00	22.00	14.13	8.00	16.20	9.00	8.80		64.00
九月 Sept.	9.50	9.00	22.25	14.13	8.02	16.00	10.20	10.08		64.00
十月 Oct.	8.54	8.00	21.00	14.50	8.10	15.92	10.60	10.50		64.00
十一月 Nov.	8.50	8.00	21.25	14.50	8.05	16.18	10.60	10.50		64.00
十二月 Dec.	8.50	8.00	21.38	14.58	8.08	15.63	10.50	10.50		64.00
1933										
一月 Jan.	8.50	8.04	21.50	14.50	8.12	16.30	10.60	10.50		64.00
二月 Feb.	8.50	8.08	21.38	14.13	8.05	16.75	10.60	10.50		64.00
三月 Mar.	8.50	8.10	21.13	14.00	8.10	19.38	10.60	10.50		64.00
四月 Apr.	8.50	8.10	21.50	14.00	8.16	18.00	10.60	10.50		64.00
五月 May	8.28	8.00	22.00	14.00	8.10	17.00	10.60	10.50		64.00
六月 June	8.28	8.00	21.38	13.88	8.10	15.63	10.60	7.87		64.00
七月 July	8.16	8.00	21.40	14.00	8.32	14.00	9.64	6.72		64.00
八月 Aug.	8.20	8.03	21.25	13.86	8.30	14.00	5.80	5.60		64.00
九月 Sept.	8.25	8.00	21.50	13.65	8.30	14.00	6.19	6.15		64.00
十月 Oct.	8.31	7.97	21.60	13.84	8.32	14.00	6.00	6.00		64.00
十一月 Nov.	8.02	7.75	21.25	14.00	8.30	14.38	6.15	6.15		64.00
十二月 Dec.	8.00	7.70	21.50	14.00	8.24	13.96	7.16	7.16		64.00
1934										
一月 Jan.	8.05	7.70	21.25	13.75	8.23	13.00	7.80	7.80		64.00
二月 Feb.	7.95	7.60	21.00	14.00	8.20	13.00	7.80	7.80		64.00
三月 Mar.	8.00	7.55	20.75	13.75	8.35	12.68	7.80	7.80		64.00
四月 Apr.	7.68	7.20	18.60	13.25	8.06	13.20	8.00	7.90		64.00
五月 May	7.58	7.15	18.13	12.75	8.15	13.25	8.00	7.85		64.00
六月 June	7.40	7.05	18.00	12.88	8.15	13.25	8.00	7.90		64.00
七月 July	7.48	7.70	18.00	13.00	8.22	12.86	7.44	7.34		64.00
八月 Aug.	8.00	7.63	18.00	12.75	8.20	12.25	8.20	8.10		64.00
九月 Sept.	7.40	7.08	18.00	12.50	8.26	12.20	8.50	8.40		64.00
十月 Oct.	7.38	7.00	18.00	12.70	8.10	12.05	8.50	8.40		64.00
十一月 Nov.	7.45	7.02	18.00	12.85	8.20	11.50	8.63	8.53		64.00
十二月 Dec.	7.56	7.08	17.80	12.88	8.20	12.30	9.00	8.90		64.00

表三：華北批發物價(續)

Table III. Commodity Prices at Wholesale in North China(Continued)

1913-1934

	魚缸牌火柴	金盃牌火柴	鷹牌白洋燭	火酒	毛邊紙 Paper		龍印報紙	淨板牛皮	關東烟葉	雙旗肥皂
	Match, Fish Glass Brand	Match, Golden Glass Brand	Candles, Eagle Brand	Alcohol, Japan	大美入牌	大千住牌	News Printing Paper.	Hides, Cow	Tobacco Leaf (Kuantung)	Two Flags Brand Native
	箱	箱	箱	箱	令	令	令	担	担	箱
	Box	Box	Box	Box	Ream	Ream	Ream	Picul	Picul	Box
	\$	\$	\$	\$	\$	\$	\$	\$	\$	\$
1913					11.79		2.50	71.95	43.00	3.30
1914					10.74		2.75	69.70	43.00	2.50
1915					10.73		6.50	58.00	44.00	2.50
1916					10.91		6.60	50.93	44.00	2.60
1917					11.91		7.00	43.59	45.00	2.60
1918					12.11		4.50	36.05	46.00	2.80
1919					12.91		4.60	35.85	48.00	2.80
1920					13.03		4.30	50.68	50.00	2.80
1921					13.01		4.30	43.38	55.00	3.00
1922					14.20		4.40	43.47	56.00	3.00
1923					14.82		4.40	47.95	58.00	3.00
1924					15.45		4.10	51.03	60.00	3.00
1925			3.69	7.50	15.77		4.20	54.99	70.00	3.20
1926	35.00	45.00	3.61	8.50	16.78	4.85	4.25	58.36	75.00	3.20
1927			4.05	7.80		5.25	4.10	56.16	95.00	3.20
1928			4.35	8.09		4.87	3.84	86.03	93.48	3.20
1929			4.47	11.56		4.50	3.85	83.56	80.87	3.56
1930			3.70	19.39		5.51	4.72	80.18	76.58	3.84
1931			5.26	23.27		6.64	5.94	86.53	87.12	4.02
1932			4.73	19.52		4.62	4.00	61.39	76.04	4.15
1933			4.72	18.26		4.11	3.62	55.32	80.75	3.65
1934			4.46	22.54		5.00	3.69	51.19	87.03	3.11
1928										
一月			3.71	8.60		5.50	4.00	70.50	96.00	3.20
二月			3.71	8.62		5.60	4.00	67.67	95.00	3.20
三月			3.96	8.47		5.60	3.90	69.32	96.00	3.20
四月			4.01	8.42		4.88	3.86	75.51	96.00	3.20
五月			4.30	8.11		4.70	3.85	81.14	96.00	3.20
六月			4.35	7.78		4.70	3.85	91.00	96.00	3.20
七月			4.50	7.94		4.54	3.80	92.30	96.00	3.20
八月			4.61	7.85		4.60	3.83	103.50	96.00	3.20
九月			4.76	7.88		4.50	3.80	104.25	92.00	3.20
十月			4.76	7.88		4.58	3.78	104.69	92.00	3.20
十一月			4.76	—		4.50	3.70	92.50	87.25	3.20
十二月			4.76	7.35		4.50	3.70	80.00	82.50	3.20
1929										
一月			4.76	9.01		4.50	3.70	81.88	82.50	3.30
二月			4.76	8.67		4.50	3.70	90.00	82.50	3.40
三月			4.76	9.24		4.50	3.70	87.26	80.00	3.40
四月			4.76	9.20		4.55	3.73	88.13	70.00	3.51
五月			4.76	9.43		4.70	3.80	78.10	70.00	3.55
六月			4.76	9.11		4.70	3.80	88.58	76.80	3.78
七月			4.76	9.13		4.70	3.80	87.13	85.00	3.85
八月			4.76	9.63		4.70	3.80	83.25	85.00	3.85
九月			4.57	11.60		4.52	3.88	83.20	85.40	3.72
十月			3.61	17.98		4.20	4.00	84.00	87.00	3.70
十一月			3.68	17.83		4.20	4.13	81.81	87.00	3.50
十二月			3.68	17.86		4.20	4.10	69.33	79.20	3.63
1930										
一月			3.68	17.80		4.35	4.18	72.13	70.00	3.75
二月			3.79	17.98		5.20	4.53	76.75	70.00	3.85
三月			3.72	18.00		5.16	4.56	82.45	72.00	3.85
四月			3.65	18.25		5.15	4.50	81.25	80.00	3.85
五月			3.65	19.13		5.38	4.53	75.29	80.00	3.85
六月			3.62	20.30		5.90	5.26	80.13	77.00	3.85

表三：華北批發物價(續)

Table III. Commodity Prices at Wholesale in North China(Continued)

1913—1934

	魚缸牌 火柴	金盃牌 火柴	鷹牌 白洋燭	火酒	毛邊紙 Paper		龍印 報紙	淨板 牛皮	關東 烟葉	雙旗 肥皂
	Match, Fish Glass Brand	Match, Golden Glass Brand	Candles, Eagle Brand	Alcohol. Japan	大美 人牌	大千 佳牌	News Printing Paper, Paper,	Hides, Cow	Tobacco Leaf (Kuan- tung)	Two Flags Brand Native
	箱 Box	箱 Box	箱 Box	箱 Box	令 Ream	令 Ream	令 Ream	担 Picul	担 Picul	箱 Box
1930	\$	\$	\$	\$	\$	\$	\$	\$	\$	\$
七月			3.68	20.00		6.18	5.40	85.04	75.00	3.85
八月			3.64	20.00		5.80	5.15	81.02	75.00	3.85
九月			3.65	20.15		5.85	4.78	84.50	80.00	3.85
十月			3.63	20.60		5.75	4.55	83.30	80.00	3.85
十一月			3.90	20.46		5.54	4.49	81.15	80.00	3.85
十二月			3.90	20.00		5.86	4.71	79.19	80.00	3.85
1931										
一月			4.00	22.48		6.39	5.53	82.67	80.00	3.85
二月			4.00	21.00		6.70	6.40	84.83	80.00	3.85
三月			5.00	22.80		6.82	6.12	87.88	80.80	3.95
四月			5.60	24.13		6.68	5.98	89.11	82.00	3.95
五月			5.60	23.68		6.86	6.21	101.53	88.60	3.95
六月			5.60	23.50		6.96	6.16	97.34	90.00	3.95
七月			5.60	24.00		6.49	5.68	88.13	90.00	3.95
八月			5.60	23.60		6.78	6.03	88.27	90.00	3.95
九月			5.60	24.00		6.50	6.01	84.87	90.00	4.20
十月			5.60	24.00		6.35	5.75	82.46	90.00	4.20
十一月			5.60	24.00		6.40	5.50	78.00	91.00	4.20
十二月			5.35	22.00		6.70	—	72.38	93.00	4.20
1932										
一月			5.41	19.80		6.70	5.50	72.87	93.00	4.20
二月			5.42	20.00		5.43	4.38	75.78	93.00	4.20
三月			5.42	19.50		4.90	4.00	67.83	86.50	4.20
四月			5.30	20.00		4.90	4.00	65.44	80.00	4.20
五月			4.92	20.00		5.67	4.38	55.40	80.00	4.20
六月			4.92	20.00		4.88	4.35	61.81	80.00	4.20
七月			4.22	17.40		4.36	3.99	62.87	76.00	4.14
八月			4.22	19.00		4.10	3.48	59.42	60.00	4.10
九月			4.22	20.00		3.79	3.45	59.42	60.00	4.10
十月			4.22	20.00		4.10	3.48	57.23	64.00	4.10
十一月			4.22	20.00		3.28	3.48	48.50	70.00	4.10
十二月			4.22	18.50		3.30	3.50	50.05	70.00	4.10
1933										
一月			4.22	18.00		3.38	3.42	54.70	70.00	4.10
二月			4.22	19.13		3.50	3.30	50.72	70.00	4.03
三月			4.66	21.38		3.50	3.30	50.09	70.00	3.80
四月			4.80	18.00		3.50	3.30	47.90	76.80	3.80
五月			4.80	18.00		3.50	3.30	50.63	80.00	3.80
六月			4.80	17.25		3.50	3.30	55.04	85.00	3.78
七月			4.82	17.50		4.70	4.09	59.73	85.00	3.70
八月			4.90	17.50		4.90	3.95	64.17	85.00	3.70
九月			4.89	18.00		4.65	3.86	60.75	85.00	3.45
十月			4.85	18.00		4.59	3.87	58.95	86.20	3.20
十一月			4.85	18.00		4.70	3.88	56.33	88.00	3.20
十二月			4.85	18.40		4.72	3.84	54.75	88.00	3.20
1934										
一月			4.85	19.00		5.08	3.81	53.75	88.00	3.20
二月			4.64	18.50		5.10	3.78	54.37	88.00	3.20
三月			4.60	19.00		4.88	3.69	50.59	88.00	3.20
四月			4.52	19.70		4.76	3.69	51.09	88.00	3.20
五月			4.52	23.40		5.20	3.71	53.27	88.00	3.13
六月	32.00		4.52	23.70		5.15	3.79	53.96	88.00	3.05
七月	32.00	60.00	4.52	24.50		5.10	3.78	55.30	86.20	3.05
八月		60.00	4.78	23.80		5.03	3.73	50.91	85.00	3.05
九月		60.00	4.60	23.20		5.03	3.75	51.87	85.60	3.05
十月		60.00	4.20	24.00		4.48	3.63	47.50	85.00	3.05
十一月		60.00	4.07	25.60		5.10	3.49	45.12	86.50	3.05
十二月		60.00	3.67	26.05		5.10	3.44	46.57	88.00	3.05

表四： 天津工人生活費指數

Table IV. Index Numbers of the Cost of Living of Working Class in Tientsin

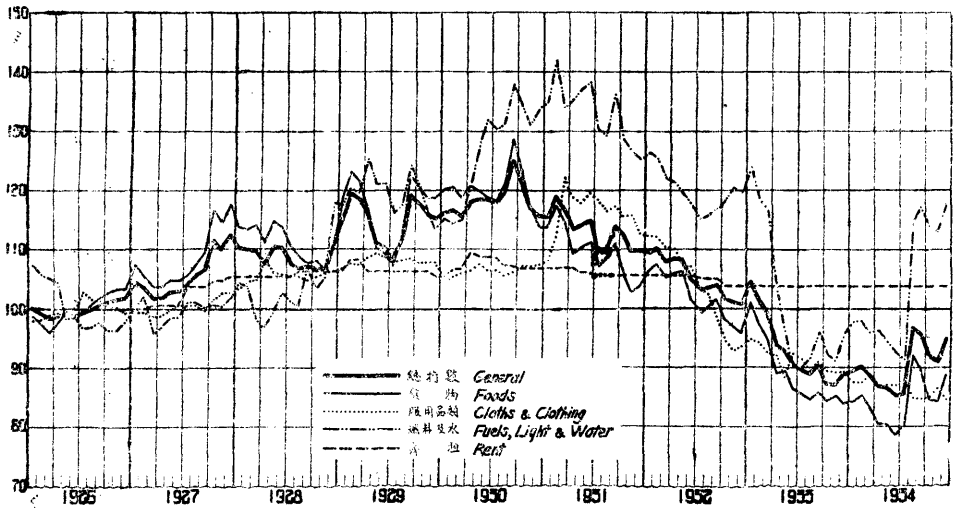
1926=100
甲. 每年平均

A. Yearly Averages; 1926—1934

	食 物	服 用 品	燃 料 與 水	房 租	總 指 數 General Index	
	Foods	Clothing	Fuels, Light & Water	Rent	按銀元物價計 Prices in Dollars	按銅元物價計 Prices in Copper
1926	100.00	100.00	100.00	100.00	100.00	100.00
1927	107.82	100.10	102.03	102.45	105.60	116.84
1928	111.68	105.64	105.78	105.69	109.51	133.14
1929	117.27	107.99	121.74	106.73	115.67	137.46
1930	120.49	106.39	129.17	107.53	118.81	140.84
1931	110.38	116.24	136.28	106.33	113.80	132.83
1932	101.98	102.30	121.25	104.91	105.24	131.60
1933	88.70	91.27	100.70	103.87	92.48	132.71
1934	83.82	86.81	101.39	103.87	89.70	142.19

圖三 天津工人生活費指數

CHART III INDEX NUMBERS OF THE COST OF LIVING OF WORKING CLASS IN TIENSIN 1926-1934 1926=100



表四：天津工人生活費指數

Table IV. Index Numbers of the Cost of Living of Working Class in Tientsin

1926=100

乙. 每月平均

B. Monthly Averages; 1926—1934

	食 物 Foods	服用品 Clothing	燃料與水 Fuels, Light & Water	房 租 Rent	總 指 數 General Index	
					按銀元物價計 Prices in Dollar	按銅元物價計 Prices in Copper
1926						
一月	98.77	97.90	107.22	100.00	100.18	95.31
二月	97.32	98.10	150.71	100.00	99.04	95.43
三月	95.82	98.77	105.05	100.00	98.03	95.94
四月	97.28	99.09	104.20	100.00	98.84	96.73
五月	99.60	99.51	98.07	100.00	99.43	98.53
六月	98.32	99.51	98.38	100.00	98.68	98.38
七月	99.25	102.81	96.87	100.00	99.26	100.16
八月	100.72	101.47	96.87	100.00	100.09	101.00
九月	101.82	101.33	97.64	100.00	100.89	102.42
十月	102.82	99.99	96.13	100.00	101.27	104.65
十一月	103.26	100.13	96.12	100.00	101.55	105.56
十二月	103.27	99.19	97.84	100.00	101.75	106.39
1927						
一月	107.24	99.19	100.05	100.00	104.58	111.25
二月	105.03	99.19	102.06	100.00	103.47	112.59
三月	103.76	98.39	95.59	100.52	101.76	112.89
四月	103.56	98.55	96.72	100.52	101.73	112.86
五月	104.62	99.70	98.27	100.52	102.70	113.94
六月	104.82	100.47	98.27	100.52	102.89	114.46
七月	105.59	100.38	101.08	103.63	104.28	115.69
八月	107.33	100.31	101.08	103.63	105.37	117.22
九月	109.56	99.51	100.05	103.63	106.57	119.20
十月	116.43	101.42	100.60	104.66	111.37	121.86
十一月	114.40	102.47	100.30	104.66	110.10	124.82
十二月	117.50	102.47	101.88	105.18	112.45	124.75
1928						
一月	113.74	103.23	104.28	105.18	110.39	128.17
二月	113.17	104.25	103.93	105.18	110.04	128.10
三月	113.96	104.71	98.22	105.18	109.75	129.43
四月	111.14	103.33	96.36	105.18	107.85	130.14
五月	114.94	106.02	99.02	105.18	110.48	129.63
六月	113.78	105.87	102.74	105.18	110.28	131.73
七月	110.36	105.39	101.13	105.18	107.86	132.78
八月	108.91	105.29	100.24	106.22	106.98	134.29
九月	107.98	104.78	106.82	106.22	107.32	133.08
十月	108.08	105.31	103.47	106.22	106.98	135.60
十一月	106.52	105.07	105.25	106.22	106.30	135.70
十二月	110.22	105.18	117.74	106.22	110.46	136.65
1929						
一月	119.01	106.87	117.17	106.22	115.99	140.67
二月	123.12	107.76	120.55	108.29	119.47	136.54
三月	121.59	107.28	119.66	108.29	118.34	134.16
四月	116.74	103.93	125.08	106.22	115.76	129.84
五月	110.28	109.31	121.05	106.22	111.14	132.76
六月	109.32	108.58	121.09	106.22	110.52	134.37
七月	107.00	107.97	116.10	106.22	108.28	135.92
八月	112.02	108.10	117.63	106.22	111.68	138.84
九月	122.29	108.39	124.00	106.22	119.07	139.71
十月	120.55	107.74	120.76	106.22	117.50	138.22
十一月	118.89	107.74	115.91	106.22	115.79	136.91
十二月	118.73	107.74	113.19	105.18	115.13	138.93
1930						
一月	102.02	104.39	115.05	105.18	116.00	135.74
二月	120.38	105.34	114.09	106.74	116.40	140.10
三月	118.63	105.96	114.99	106.74	115.48	140.72
四月	120.69	106.41	120.41	109.33	117.90	140.83
五月	119.91	107.48	127.40	108.81	118.43	141.83
六月	118.83	106.56	131.71	108.99	118.35	142.45

表四： 天津工人生活費指數

Table IV. Index Numbers of the Cost of Living of Working Class in Tientsin

1926=100

乙. 每月平均 (續)

B. Monthly Averages, 1926--1934 (Continued)

	食 物 Foods	服用品 Clothing	燃料與水 Fuels, Light & Water	房 租 Rent	總指數 General Index	
					按銀元物價計 Prices in Dollar	按銅元物價計 Prices in Copper
1930						
七月	118.07	106.55	130.75	108.99	117.73	142.42
八月	121.04	105.53	131.38	107.37	119.36	143.66
九月	128.53	106.30	138.01	107.37	125.10	143.73
十月	123.39	107.28	134.36	107.10	121.37	140.56
十一月	116.93	107.37	131.36	107.10	116.86	137.46
十二月	113.88	107.47	133.99	107.10	115.31	132.84
1931						
一月	113.74	108.16	135.04	107.10	115.41	130.15
二月	117.28	112.13	142.07	107.10	118.92	130.12
三月	114.41	122.00	133.94	107.10	116.56	134.36
四月	109.00	118.71	135.53	107.10	113.24	133.20
五月	110.37	117.71	137.23	106.33	114.12	135.31
六月	111.22	119.43	138.40	106.33	114.93	135.80
七月	105.03	118.34	130.45	105.57	109.66	131.20
八月	106.09	116.33	129.34	105.57	110.04	130.44
九月	110.82	117.32	136.08	105.57	114.07	132.45
十月	105.28	115.28	128.57	105.57	112.14	130.22
十一月	102.72	115.61	126.44	105.57	109.59	127.91
十二月	103.69	112.45	125.19	105.57	109.84	128.85
1932						
一月	106.31	112.10	126.48	105.57	109.43	127.92
二月	107.51	112.01	125.24	105.57	110.02	130.25
三月	105.34	110.21	122.06	105.57	108.05	133.79
四月	106.17	110.25	121.33	105.57	108.56	132.55
五月	106.52	107.05	119.66	105.57	108.32	133.75
六月	101.63	107.05	117.71	105.57	104.94	132.25
七月	99.96	103.29	115.13	105.16	103.21	133.33
八月	100.22	102.27	115.94	105.16	103.43	132.98
九月	101.48	98.31	116.68	105.16	104.07	132.75
十月	98.13	94.36	118.21	103.87	101.66	131.85
十一月	96.89	92.92	120.21	103.87	101.05	129.92
十二月	95.93	93.40	119.95	103.87	100.43	129.18
1933						
一月	101.05	94.84	124.10	103.87	104.39	129.35
二月	97.46	94.33	118.70	103.87	101.29	130.63
三月	94.86	92.64	116.71	103.87	99.24	131.54
四月	89.24	92.20	104.20	103.87	93.93	132.10
五月	89.62	88.86	96.55	103.87	92.35	133.57
六月	86.64	92.51	90.21	103.87	90.23	136.95
七月	85.70	91.72	90.09	103.87	89.62	135.13
八月	84.61	89.53	91.88	103.87	89.05	134.27
九月	85.90	91.04	95.91	103.87	90.48	133.24
十月	82.03	89.66	92.39	103.87	87.39	132.06
十一月	81.70	89.30	91.15	103.87	86.98	131.66
十二月	83.84	89.41	95.77	103.87	88.79	132.22
1934						
一月	84.31	87.57	97.70	103.87	89.47	131.82
二月	85.29	87.65	98.01	103.87	90.15	131.93
三月	83.42	88.74	95.93	103.87	88.73	133.31
四月	80.52	87.01	93.24	103.87	86.94	133.71
五月	80.25	87.14	94.34	103.87	85.50	136.45
六月	78.62	87.09	92.58	103.87	85.21	136.59
七月	79.94	88.13	91.43	103.87	85.45	143.41
八月	92.14	84.82	114.77	103.87	96.04	159.31
九月	89.74	84.68	117.24	103.87	95.67	156.56
十月	84.65	85.02	114.02	103.87	91.98	150.77
十一月	84.21	86.53	113.06	103.87	90.95	149.21
十二月	88.76	84.51	117.34	103.87	95.00	152.50

表四：天津工人生活費指數


Table IV. Index Numbers of the Cost of Living of Working Class
in Tientsin

1926=100

丙. 每週平均

C. Weekly Averages, 1930-1934

	食 物 Foods	服 用 品 Clothing	燃料與水 Fuels, Light & Water	房 租 Rent	總 指 數 General Index	
					按銀元物價計 Prices in Dollar	按銅元物價計 Prices in Copper
各週計算終日 Week ending:						
1930						
六月 June 4	121.64	107.78	127.67	108.99	119.61	
11	120.18	106.24	134.88	108.99	119.64	
18	118.77	106.88	135.19	108.99	118.84	
25	116.20	105.69	130.12	108.99	116.41	
七月 July 2	115.77	107.36	130.57	108.99	116.31	
9	118.06	106.82	130.57	108.99	117.71	
16	115.83	106.35	129.85	108.99	116.18	
23	118.08	106.58	130.58	108.99	117.71	
30	119.27	105.69	130.84	108.99	118.44	
八月 Aug. 6	120.76	106.25	130.57	107.37	119.12	
13	118.25	105.85	131.38	107.37	117.63	
20	118.02	105.53	131.13	107.37	117.43	
27	121.64	105.07	131.13	107.37	119.68	
九月 Sept. 3	125.71	105.23	132.82	107.37	122.49	
10	126.88	106.23	133.67	107.37	123.42	
17	123.33	106.20	135.44	107.37	121.45	
24	128.07	106.20	139.14	107.37	124.97	
十月 Oct. 1	132.97	106.46	142.66	107.37	128.58	
8	129.78	107.08	141.00	107.10	126.37	
15	123.29	107.12	134.03	107.10	121.25	
22	120.33	107.48	131.79	107.10	119.08	
29	119.42	107.28	130.56	107.10	118.31	
十一月 Nov. 5	116.60	107.28	130.02	107.10	116.44	
12	119.09	107.21	130.29	107.10	118.06	
19	117.60	107.54	130.55	107.10	117.17	
26	116.08	107.33	133.36	107.10	116.70	
十二月 Dec. 3	115.12	107.49	132.13	107.10	115.82	
10	115.17	107.33	133.62	107.10	116.06	
17	113.22	107.21	133.10	107.10	114.74	
24	113.68	107.59	135.02	107.10	115.33	
31	111.96	107.73	134.56	107.10	114.19	



表四： 天津工人生活費指數

Table IV. Index Numbers of the Cost of Living of Working Class in Tientsin

1926=100

丙. 每週平均 (續)

C. Weekly Averages, 1930-1934 (Continued)

	食 物 Foods	服 用 品 Clothing	燃 料 與 水 Fuels, Light & Water	房 租 Rent	總 指 數 General Index	
					按銀元物價計 Prices in Dollar	按銅元物價計 Prices in Copper
各週計算終止日 Week ending:						
1931						
一 月 Jan. 7	112.75	108.16	132.68	107.10	114.45	
14	111.37	108.16	128.00	107.10	112.90	
21	113.89	108.02	142.31	107.10	116.55	
28	116.40	108.02	137.63	107.10	117.46	
二 月 Feb. 4	116.22	107.92	137.89	107.10	117.38	
11	120.63	113.00	142.94	107.10	121.23	
18	120.63	112.20	142.94	107.10	121.18	
25	116.02	115.63	145.50	107.10	118.85	
三 月 Mar. 4	119.62	112.35	135.02	107.10	119.40	
11	116.13	125.28	134.88	107.10	117.99	
18	111.04	122.80	133.46	107.10	114.40	
25	112.19	120.30	128.78	107.10	114.30	
四 月 Apr. 1	111.81	129.96	128.43	107.10	115.12	
8	109.76	118.81	128.72	107.10	112.71	
15	109.23	122.97	135.19	107.10	113.61	
22	107.43	116.14	136.93	107.10	112.30	
29	108.87	117.56	136.98	107.10	113.30	
五 月 May 6	109.71	114.12	136.68	106.33	113.40	
13	109.34	119.02	136.95	106.33	113.52	
20	110.15	118.99	137.02	106.33	114.03	
27	111.47	117.93	139.10	106.33	115.10	
六 月 June 3	112.72	121.46	134.63	106.33	115.46	
10	111.92	118.71	139.13	106.33	115.44	
17	112.37	119.75	139.04	106.33	115.78	
24	110.50	120.67	132.56	106.33	113.71	
七 月 July 1	109.19	118.95	132.30	106.33	112.74	
8	105.34	117.65	131.03	105.57	109.90	
15	104.26	118.96	131.57	105.57	109.38	
22	104.60	116.64	129.76	105.57	109.18	
29	105.31	120.11	130.34	105.57	109.94	
八 月 Aug. 5	104.83	118.10	129.34	105.57	109.36	
12	104.98	108.93	129.34	105.57	108.87	
19	104.97	115.94	128.82	105.57	109.23	
26	107.58	114.51	129.34	105.57	110.87	
九 月 Sept. 2	108.75	118.46	129.34	105.57	111.86	
9	111.92	116.31	136.59	105.57	114.78	
16	112.12	117.85	136.59	105.57	115.00	
23	110.13	116.75	135.82	105.57	113.56	
30	109.03	117.94	130.06	105.57	112.11	
十 月 Oct. 7	108.81	116.31	128.82	105.57	113.95	
14	107.48	114.69	128.82	105.57	112.98	
21	103.88	114.95	128.82	105.57	110.65	
28	103.89	114.63	127.29	105.57	110.42	
十一月 Nov. 4	102.72	115.61	126.44	105.57	109.59	
11	—	—	—	—	—	
18	—	津變	停編	Tientsin	Incident	
25	—	—	—	—	—	
十二月 Dec. 2	—	—	—	—	—	
9	—	—	—	—	—	
16	104.99	113.20	125.44	105.57	110.77	
23	102.70	110.59	125.19	105.57	119.07	
30	103.42	113.08	124.68	105.57	109.63	

表四：天津工人生活費指數
Table IV. Index Numbers of the Cost of Living of Working Class
in Tientsin

1926=100

丙. 每週平均 (續)

C. Weekly Averages, 1930-1934 (Continued)

	食物	服用品	燃料與水	房租	總指數 General Index	
	Foods	Clothing	Fuels, Light & Water	Rent	按銀元物價計 Prices in Dollar	按銅元物價計 Prices in Copper
各週計算終止日 Week ending:						
1932						
一月 Jan. 6	103.33	111.17	124.68	105.57	107.27	128.47
13	103.86	114.31	126.22	105.57	107.96	126.67
20	107.40	113.60	131.99	105.57	111.01	128.22
27	106.90	110.28	127.06	105.57	109.78	127.14
二月 Feb. 3	106.59	110.60	127.06	105.57	109.60	127.26
10	107.50	114.15	126.57	105.57	110.33	128.78
17	108.96	112.09	126.23	105.57	111.08	130.33
24	107.39	110.13	124.39	105.57	109.70	130.71
三月 Mar. 2	106.78	111.20	122.64	105.57	109.13	131.85
9	104.60	109.97	122.64	105.57	107.66	130.58
16	105.90	109.70	122.57	105.57	108.46	131.54
23	105.09	109.56	121.81	105.57	107.82	131.09
30	106.31	111.16	121.33	104.57	108.64	133.07
四月 Apr. 6	105.06	112.07	121.55	105.57	108.02	131.99
13	105.40	109.09	121.58	105.57	108.04	131.36
20	106.37	110.11	121.58	105.57	108.71	132.50
27	107.17	109.07	121.91	105.57	109.05	133.91
五月 May 4	108.10	100.17	120.66	105.57	109.66	134.66
11	107.66	105.50	119.40	105.57	108.89	134.37
18	107.31	106.01	119.40	105.57	108.71	134.15
25	106.00	108.02	119.66	105.57	108.04	133.84
六月 June 1	105.11	106.98	119.94	105.57	107.46	133.13
8	101.36	106.69	119.27	105.57	104.97	130.26
15	102.05	104.62	117.94	105.57	105.08	132.20
22	101.57	108.76	116.90	105.57	104.89	132.89
29	100.64	107.39	116.20	105.57	104.12	132.92
七月 July 6	99.39	105.58	115.39	105.16	103.03	132.65
13	99.19	105.56	115.39	105.16	102.90	132.62
20	99.80	100.06	114.37	105.16	102.79	132.97
27	99.87	100.88	114.15	105.16	102.85	133.17
八月 Aug. 3	99.73	105.00	114.90	105.16	103.14	133.55
10	100.19	104.64	115.39	106.16	103.48	133.74
17	100.52	102.12	115.18	105.16	103.49	132.75
24	99.94	102.41	115.39	105.16	103.18	132.98
31	99.20	100.59	115.68	105.16	102.64	131.28
九月 Sept. 7	103.09	99.85	118.70	105.16	105.48	131.83
14	102.94	99.11	116.65	105.16	105.04	132.69
21	100.10	98.10	115.39	105.16	103.00	132.98
28	98.81	96.31	114.15	105.16	101.89	132.29
十月 Oct. 5	98.88	93.46	115.67	103.87	101.71	132.19
12	97.56	89.55	118.52	103.87	101.03	131.43
19	98.35	95.79	118.72	103.87	101.95	132.00
26	97.86	96.81	119.74	103.87	101.85	131.88
十一月 Nov. 2	97.76	96.30	119.23	103.87	101.68	131.66
9	96.89	93.78	119.74	103.87	101.04	130.83
16	98.54	92.45	121.55	103.87	102.26	129.55
23	96.69	91.85	119.95	103.87	100.82	129.68
30	95.33	93.26	119.00	103.87	99.91	129.36
十二月 Dec. 7	95.38	92.89	119.51	103.87	99.99	129.47
14	95.04	93.33	119.00	103.87	99.72	129.12
21	95.48	92.11	119.49	103.87	100.00	128.88
28	98.66	94.16	121.22	103.87	102.40	129.22

表四： 天津工人生活費指數

Table IV. Index Numbers of the Cost of Living of Working Class in Tientsin

1926=100
丙. 每週平均 (續)

C. Weekly Averages, 1930-1934 (Continued)

各週計算終止日 Week ending:	食 物	服 用 品	燃 料 與 水	房 租	總 指 數 General Index	
	Foods	Clothing	Fuels, Light & Water	Rent	按銀元物價計 Prices in Dollar	按銅元物價計 Prices in Copper
1933						
一月 Jan. 4	99.71	95.29	123.86	103.87	103.52	128.50
11	105.12	94.00	128.05	103.87	107.50	130.70
18	100.90	93.97	123.50	103.87	104.15	129.79
25	100.91	93.93	123.50	103.87	104.15	129.79
二月 Feb. 1	100.37	94.58	123.50	103.87	103.85	129.42
8	98.95	94.96	121.73	103.87	102.72	129.88
15	97.37	95.31	118.47	103.87	101.26	131.11
22	97.04	92.37	118.47	103.87	100.93	130.68
三月 Mar. 1	96.25	93.36	116.89	103.87	100.20	133.77
8	95.99	93.98	117.91	103.87	100.22	130.99
15	95.85	91.59	117.66	103.87	99.94	131.11
22	93.98	92.89	115.64	103.87	98.54	132.02
29	93.36	92.06	114.46	103.87	97.94	131.58
四月 Apr. 5	90.24	92.66	112.81	103.87	95.90	131.52
12	89.68	92.46	107.66	103.87	94.78	129.99
19	88.76	92.51	107.22	103.87	93.76	129.35
26	87.79	93.75	99.07	103.87	92.38	131.63
五月 May 3	86.87	88.28	94.03	103.87	90.71	132.89
10	86.13	87.77	92.74	103.87	90.02	134.08
17	93.74	87.25	100.62	103.87	95.94	130.53
24	91.73	88.41	95.94	103.87	94.26	132.60
31	89.00	91.18	90.90	103.87	90.52	135.59
六月 June 7	86.51	92.64	92.30	103.87	90.51	136.45
14	86.41	93.74	89.25	103.87	90.07	136.89
21	86.68	91.51	89.02	103.87	90.07	136.89
28	86.01	92.20	89.95	103.87	89.82	137.33
七月 July 5	84.57	95.42	88.90	103.87	88.97	136.08
12	86.81	91.21	91.04	103.87	90.42	134.45
19	85.59	88.93	90.09	103.87	89.37	134.73
26	85.71	91.31	90.09	103.87	89.60	135.08
八月 Aug. 2	85.44	90.85	90.09	103.87	89.47	134.88
9	84.72	89.15	90.09	103.87	88.84	134.15
16	84.30	89.81	91.11	103.87	88.76	134.03
23	84.37	89.81	91.11	103.87	88.80	134.09
30	84.53	89.25	95.42	103.87	89.50	134.33
九月 Sept. 6	86.06	89.69	97.44	103.87	90.09	132.78
13	86.14	92.83	96.17	103.87	90.85	133.10
20	86.20	90.58	96.17	103.87	90.75	133.30
27	84.59	92.45	93.43	103.87	89.45	132.68
十月 Oct. 4	84.66	91.99	93.34	103.87	89.35	132.18
11	82.62	91.16	92.51	103.87	87.88	132.49
18	81.68	90.18	91.83	103.87	87.12	132.40
25	81.66	89.39	91.83	103.87	87.06	132.31
十一月 Nov. 1	81.31	86.85	91.57	103.87	86.64	131.68
8	81.29	88.55	91.06	103.87	86.66	131.71
15	81.36	90.01	90.90	103.87	86.74	131.30
22	81.58	89.85	90.81	103.87	86.89	131.53
29	82.27	88.69	91.92	103.87	87.42	131.79
十二月 Dec. 6	83.22	87.79	95.07	103.87	88.28	131.91
13	84.44	88.95	97.79	103.87	89.66	131.90
20	83.41	89.91	96.24	103.87	88.84	132.22
27	83.46	89.83	95.00	103.87	88.69	132.63
1934一月 Jan. 3	83.34	89.00	95.77	103.87	88.87	132.60

表四：天津工人生活費指數

Table IV. Index Numbers of the Cost of Living of Working Class in Tientsin

1926=100
丙. 每週平均 (續)
C. Weekly Averages, 1930—1934 (Continued)

各週計算終止日 Week ending: 1934	食 物	服用品	燃料與水	房 租	總 指 數	General Index
	Foods	Clothing	Fuels, Light & Water	Rent	按銀元物價計 Prices in Dollar	按銅元物價計 Prices in Copper
一 月 Jan. 10	83.32	88.17	96.53	103.87	88.71	132.66
17	83.52	88.27	96.61	103.87	88.80	131.93
24	84.07	87.33	97.92	103.87	89.34	130.35
31	84.82	87.22	99.13	103.87	89.98	130.73
二 月 Feb. 7	84.99	87.51	98.39	103.87	90.00	131.31
14	85.06	87.84	98.01	103.87	90.01	131.32
21	85.39	88.19	98.01	103.87	90.25	131.67
28	84.70	87.72	96.72	103.87	89.59	132.34
三 月 Mar. 7	83.29	88.64	96.15	103.87	88.67	132.07
14	83.30	88.73	95.58	103.87	88.60	132.49
21	82.86	88.29	96.19	103.87	88.38	132.98
28	82.85	88.24	90.99	103.87	87.62	133.16
四 月 April 4	80.51	87.38	92.52	103.87	85.75	130.84
11	80.26	86.98	96.47	103.87	86.14	131.96
18	80.23	86.47	97.74	103.87	86.28	132.16
25	80.58	86.73	95.47	103.87	86.85	133.58
五 月 May 2	79.53	86.66	95.20	103.87	86.14	134.58
9	78.35	86.77	94.60	103.87	85.32	132.25
16	79.29	87.84	94.34	103.87	85.94	135.83
23	81.02	87.93	94.34	103.87	87.04	137.57
30	81.06	88.06	94.09	103.87	87.04	137.57
六 月 June 6	80.83	87.24	94.86	103.87	86.95	137.42
13	78.52	87.51	93.14	103.87	85.26	135.26
20	77.47	86.55	91.11	103.87	84.24	135.70
27	76.35	86.84	89.81	103.87	83.36	136.82
七 月 July 4	77.70	86.96	89.34	103.87	84.15	141.88
11	78.23	89.16	91.55	103.87	84.95	142.98
18	79.62	91.18	90.67	103.87	85.83	143.84
25	83.78	87.54	92.09	103.87	88.43	147.91
八 月 Aug. 1	83.97	85.16	94.64	103.87	89.23	149.17
8	91.01	87.72	101.31	103.87	94.35	156.01
15	90.53	84.26	110.97	103.87	95.23	156.82
22	92.47	85.26	125.20	103.87	98.58	161.73
29	93.60	85.52	119.92	103.87	98.55	161.50
九 月 Sept. 5	93.79	84.94	123.87	103.87	99.20	162.75
12	91.14	84.06	116.30	103.87	96.38	157.31
19	90.99	82.44	116.02	103.87	96.14	154.58
26	87.56	83.67	117.48	103.87	94.26	155.00
十 月 Oct. 3	85.67	87.14	111.70	103.87	92.46	152.33
10	85.82	85.44	103.35	103.87	91.21	151.37
17	84.32	83.27	115.23	103.87	91.81	152.64
24	83.47	88.55	122.61	103.87	92.64	154.45
31	83.84	83.14	113.53	103.87	91.26	149.71
十一月 Nev. 7	83.83	89.05	110.16	103.87	91.14	149.87
14	85.30	88.76	111.94	103.87	92.30	151.42
21	84.05	84.32	111.57	103.87	91.18	149.59
28	83.76	83.71	117.54	103.87	91.80	150.18
十二月 Dec. 5	85.23	81.07	115.36	103.87	92.27	150.41
12	86.16	85.44	112.29	103.87	92.69	150.87
19	88.19	86.11	118.71	103.87	94.93	154.58
26	93.10	84.80	123.04	103.87	98.56	153.29
1935一月 Jan. 2	91.83	85.29	118.92	103.87	97.22	154.10

表五： 天津零售物價

Table V. Commodity Prices at Retail in Tientsin, 1926-1934

	米 Rice	美國白麵 Wheat flour Imported (American)	本地白麵 Wheat flour (Native)	北河 玉米面 Corn flour (Pei-ho)	山海關 玉米面 Corn flour (Shanghai -kuan)	西河小米 Millet (Hsi-ho)	北河綠豆 Beans, Green (Pei-ho)	切面 Wheat flour Vermicelli
	升 Sheng	斤 Catty	斤 Catty	斤 Catty	斤 Catty	升 Sheng	升 Sheng	斤 Catty
	\$	\$	\$	\$	\$	\$	\$	\$
1926	.123	.078	.078	.044	.048	.083	.085	.058
1927	.132	.078		.049		.091	.093	.063
1928	.124	.073		.056		.097	.106	.066
1929	.137	.081		.056		.093	.116	.071
1930	.155	.082		.057		.101	.102	.076
1931	.129	.075	.082	.048	.044	.085	.100	.067
1932	.111	.077	.081	.045	.043	.075	.105	.063
1933	.090	.067	.072	.040	.038	.069	.091	.059
1934	.094	.062	.066	.039	.036	.062	.071	.054
1926								
一月	.137	.077		.042		.086	.086	.058
二月	.136	.076		.041		.085	.085	.057
三月	.134	.075		.040		.084	.084	.056
四月	.134	.075		.040		.084	.084	.056
五月	.132	.080		.043		.083	.086	.055
六月	.131	.079		.043		.082	.085	.055
七月	.130	.078		.045		.081	.084	.060
八月	.130	.078		.045		.081	.084	.060
九月	.135	.078		.045		.084	.087	.060
十月	.132	.079		.047		.082	.085	.059
十一月	.135	.079		.047		.082	.085	.058
十二月	.134	.078		.047		.081	.084	.058
1927								
一月	.131	.080		.049		.083	.089	.063
二月	.131	.078		.047		.084	.087	.061
三月	.129	.077		.047		.082	.085	.060
四月	.129	.077		.047		.085	.085	.060
五月	.134	.077		.047		.085	.090	.060
六月	.134	.077		.047		.087	.090	.060
七月	.134	.077		.047		.090	.090	.066
八月	.134	.077		.046		.093	.096	.066
九月	.133	.079		.049		.090	.095	.065
十月	.139	.081		.053		.100	.103	.067
十一月	.131	.078		.054		.099	.099	.064
十二月	.134	.079		.055		.100	.101	.066
1928								
一月	.131	.076		.055		.094	.094	.068
二月	.131	.076		.055		.094	.097	.068
三月	.129	.075		.057		.095	.103	.067
四月	.126	.073		.055		.093	.101	.065
五月	.130	.075		.060		.101	.104	.067
六月	.127	.074		.059		.097	.104	.066
七月	.123	.072		.057		.094	.104	.067
八月	.119	.070		.058		.094	.104	.065
九月	.120	.069		.054		.096	.113	.066
十月	.118	.070		.053		.101	.118	.065
十一月	.117	.069		.052		.102	.119	.064
十二月	.120	.071		.054		.103	.115	.066
1929								
一月	.125	.080		.063		.093	.113	.068
二月	.136	.085		.059		.096	.114	.072
三月	.137	.083		.059		.091	.121	.072
四月	.141	.084		.051		.095	.117	.073
五月	.130	.076		.051		.089	.115	.069
六月	.130	.078		.050		.085	.113	.068
七月	.128	.077		.051		.082	.111	.068
八月	.132	.081		.056		.083	.110	.068
九月	.140	.083		.065		.098	.117	.073
十月	.150	.083		.059		.103	.121	.072
十一月	.149	.082		.057		.103	.123	.072
十二月	.149	.081		.055		.103	.121	.071

表五：天津零售物價(續)

Table V. Commodity Prices at Retail in Tientsin, 1926-1934 (Continued)

	米 Rice	美國白麵 Wheat flour Imported American	本地白麵 Wheat flour (Native)	北河 玉米面 Corn flour (Pei-ho)	山海關 玉米面 Corn flour (Shanghai -kuan)	西河小米 Millet (Hsi-ho)	北河綠豆 Beans, green (Pei-ho)	切面 Wheat flour Vermicelli
	升 Sheng	斤 Catty	斤 Catty	斤 Catty	斤 Catty	升 Sheng	升 Sheng	斤 Catty
	\$	\$	\$	\$	\$	\$	\$	\$
1930								
一月	Jan.	.145	.083	.057		.101	.094	.075
二月	Feb.	.144	.083	.058		.104	.096	.073
三月	Mar.	.147	.080	.057		.102	.105	.072
四月	Apr.	.153	.081	.059		.104	.102	.074
五月	May	.152	.081	.058		.102	.102	.074
六月	June	.149	.080	.057		.101	.101	.073
七月	July	.152	.083	.055		.101	.101	.075
八月	Aug.	.157	.082	.055		.102	.101	.076
九月	Sept.	.166	.086	.064		.107	.107	.080
十月	Oct.	.158	.084	.058		.105	.105	.079
十一月	Nov.	.155	.081	.054		.090	.103	.078
十二月	Dec.	.157	.076	.048		.092	.106	.079
1931								
一月	Jan.	.149	.078	.049		.095	.105	.073
二月	Feb.	.156	.079	.051		.100	.110	.067
三月	Mar.	.128	.074	.047		.092	.099	.074
四月	Apr.	.126	.072	.047		.082	.082	.069
五月	May	.125	.073	.046		.081	.105	.066
六月	June	.124	.076	.050		.083	.104	.065
七月	July	.120	.075	.046	.043	.079	.094	.064
八月	Aug.	.125	.076	.082	.044	.078	.094	.064
九月	Sept.	.132	.075	.084	.047	.086	.098	.066
十月	Oct.	.124	.075	.082	.044	.084	.107	.064
十一月	Nov.	.117	.075	.082	.046	.077	.099	.064
十二月	Dec.	.119	.075	.081	.044	.078	.102	.064
1932								
一月	Jan.	.119	.078	.083	.044	.078	.104	.064
二月	Feb.	.124	.080	.082	.045	.077	.106	.065
三月	Mar.	.119	.077	.080	.044	.076	.107	.065
四月	Apr.	.119	.079	.082	.045	.078	.106	.066
五月	May	.119	.079	.084	.046	.079	.105	.065
六月	June	.108	.077	.082	.045	.078	.106	.064
七月	July	.108	.075	.080	.045	.075	.105	.061
八月	Aug.	.108	.076	.080	.045	.074	.105	.062
九月	Sept.	.107	.076	.081	.048	.074	.106	.062
十月	Oct.	.105	.075	.080	.046	.072	.103	.061
十一月	Nov.	.104	.074	.079	.044	.070	.102	.061
十二月	Dec.	.097	.074	.079	.043	.069	.103	.061
1933								
一月	Jan.	.104	.079	.086	.045	.072	.107	.068
二月	Feb.	.098	.075	.080	.044	.068	.103	.066
三月	Mar.	.097	.069	.075	.044	.067	.100	.064
四月	Apr.	.089	.065	.070	.041	.063	.095	.061
五月	May	.091	.067	.071	.041	.063	.095	.060
六月	June	.086	.065	.069	.040	.062	.091	.056
七月	July	.087	.065	.069	.040	.061	.088	.056
八月	Aug.	.087	.064	.068	.039	.060	.086	.056
九月	Sept.	.089	.066	.070	.039	.063	.087	.058
十月	Oct.	.086	.064	.068	.037	.060	.081	.056
十一月	Nov.	.082	.064	.068	.037	.058	.077	.053
十二月	Dec.	.085	.065	.069	.038	.060	.077	.053
1934								
一月	Jan.	.086	.065	.068	.038	.061	.079	.054
二月	Feb.	.085	.067	.071	.038	.061	.080	.054
三月	Mar.	.082	.062	.066	.037	.058	.076	.053
四月	Apr.	.080	.059	.063	.035	.058	.072	.052
五月	May	.083	.058	.062	.035	.057	.070	.049
六月	June	.089	.057	.060	.035	.056	.066	.048
七月	July	.099	.059	.062	.037	.060	.066	.053
八月	Aug.	.108	.067	.071	.048	.066	.068	.062
九月	Sept.	.106	.065	.070	.045	.066	.066	.060
十月	Oct.	.101	.062	.067	.041	.065	.065	.055
十一月	Nov.	.100	.063	.067	.041	.066	.069	.053
十二月	Dec.	.107	.065	.070	.044	.065	.073	.055

表五：天津零售物價(續)

Table V. Commodity Prices at Retail in Tientsin, 1926-1934 (Continued)

	黃豆菜 Yellow Soy Bean Sprouts	綠豆菜 Green Soy Bean Sprouts	土豆 Potato	豆腐 Bean curd	大蔥 Onions	海帶 Seaweed, Long	小蝦米 Shrimps, Small	粉條 Bean flour Vermicelli
	斤 catty	斤 catty	斤 catty	斤 catty	斤 catty	斤 catty	斤 catty	斤 catty
	\$	\$	\$	\$	\$	\$	\$	\$
1926	.018	.022	.027	.026	.027	.079	.152	.176
1927	.023	.026	.036	.029	.036	.085	.151	.181
1928	.025	.025	.038	.030	.036	.088	.150	.175
1929	.023	.023	.038	.036	.033	.117	.164	.197
1930	.025	.020	.039	.041	.027	.116	.177	.216
1931	.030	.021	.046	.043	.035	.119	.235	.235
1932	.029	.019	.038	.039	.034	.105	.225	.220
1933	.023	.017	.029	.034	.024	.080	.189	.207
1934	.022	.015	.035	.031	.024	.079	.174	.174
1926								
一月	.019	.022	.026	.026	.026	.076	.153	.179
二月	.019	.022	.025	.025	.025	.076	.151	.177
三月	.019	.022	.025	.025	.025	.075	.148	.174
四月	.019	.022	.025	.025	.025	.075	.148	.174
五月	.015	.021	.025	.025	.025	.074	.147	.174
六月	.015	.021	.024	.024	.024	.073	.146	.172
七月	.018	.021	.024	.027	.024	.084	.157	.181
八月	.018	.021	.027	.027	.027	.084	.157	.181
九月	.018	.021	.030	.027	.027	.084	.156	.180
十月	.021	.024	.032	.026	.030	.082	.153	.176
十一月	.020	.023	.032	.026	.030	.082	.152	.175
十二月	.020	.023	.032	.026	.030	.081	.151	.174
1927								
一月	.020	.026	.034	.029	.036	.086	.154	.183
二月	.022	.025	.034	.028	.036	.084	.151	.179
三月	.022	.025	.033	.027	.036	.082	.148	.175
四月	.022	.025	.038	.027	.036	.082	.148	.175
五月	.022	.025	.041	.027	.030	.082	.148	.175
六月	.022	.025	.036	.027	.030	.082	.148	.175
七月	.025	.025	.033	.027	.036	.088	.153	.186
八月	.025	.025	.036	.030	.036	.088	.153	.186
九月	.024	.024	.035	.030	.035	.087	.152	.185
十月	.025	.028	.039	.031	.039	.089	.156	.189
十一月	.024	.029	.038	.029	.040	.086	.150	.182
十二月	.025	.030	.038	.030	.041	.088	.153	.186
1928								
一月	.026	.026	.045	.029	.042	.089	.152	.178
二月	.026	.026	.044	.029	.042	.089	.151	.178
三月	.028	.034	.041	.031	.041	.088	.149	.175
四月	.028	.025	.040	.030	.040	.086	.146	.171
五月	.026	.023	.036	.031	.039	.088	.150	.174
六月	.025	.023	.043	.031	.038	.087	.148	.173
七月	.025	.022	.032	.030	.027	.089	.153	.178
八月	.022	.022	.029	.029	.029	.087	.150	.174
九月	.020	.020	.029	.029	.032	.088	.152	.176
十月	.022	.022	.031	.031	.031	.086	.149	.173
十一月	.024	.024	.038	.031	.036	.086	.148	.171
十二月	.025	.025	.042	.032	.034	.088	.152	.177
1929								
一月	.025	.025	.043	.033	.033	.095	.160	.190
二月	.027	.027	.051	.035	.045	.101	.170	.202
三月	.024	.027	.040	.035	.046	.102	.172	.204
四月	.022	.022	.038	.038	.047	.103	.173	.206
五月	.025	.025	.038	.036	.043	.097	.163	.193
六月	.025	.025	.040	.035	.035	.095	.160	.190
七月	.019	.019	.031	.034	.024	.097	.153	.189
八月	.020	.020	.032	.034	.020	.098	.156	.191
九月	.021	.021	.036	.036	.024	.104	.166	.202
十月	.021	.021	.034	.036	.028	.103	.165	.202
十一月	.021	.021	.036	.036	.023	.103	.165	.201
十二月	.020	.020	.040	.040	.030	.101	.161	.197

表五：天津零售物價(續)

Table V. Commodity Prices at Retail in Tientsin, 1926-1934 (Continued)

	黃豆菜 Yellow Soy Bean Sprouts	綠豆菜 Green Soy Bean Sprouts	土豆 Potato	豆腐 Bean curd	大蔥 Onions	海帶 Seaweed, Long	小蝦米 Shrimps, Small	粉條 Bean flour Vermicelli
	斤 catty	斤 catty	斤 catty	斤 catty	斤 catty	斤 catty	斤 catty	斤 catty
	\$	\$	\$	\$	\$	\$	\$	\$
1930								
一月	.021	.021	.042	.042	.034	.114	.177	.213
二月	.025	.020	.045	.041	.038	.111	.172	.207
三月	.025	.020	.040	.040	.037	.110	.170	.204
四月	.025	.020	.038	.041	.031	.112	.173	.209
五月	.025	.020	.041	.041	.030	.112	.173	.208
六月	.026	.020	.052	.040	.027	.111	.172	.207
七月	.025	.020	.037	.040	.023	.116	.176	.216
八月	.025	.020	.031	.040	.019	.116	.177	.218
九月	.027	.022	.033	.043	.022	.123	.187	.230
十月	.027	.020	.036	.043	.021	.121	.184	.226
十一月	.025	.018	.034	.041	.018	.119	.181	.222
十二月	.026	.021	.039	.042	.025	.121	.185	.227
1931								
一月	.026	.021	.041	.043	.031	.092	.235	.251
二月	.028	.021	.045	.046	.038	.115	.252	.253
三月	.030	.021	.052	.043	.046	.120	.200	.236
四月	.028	.021	.060	.043	.054	.120	.216	.212
五月	.027	.020	.057	.043	.074	.120	.221	.203
六月	.028	.021	.054	.043	.029	.121	.220	.213
七月	.028	.020	.035	.041	.020	.123	.236	.234
八月	.028	.021	.036	.041	.020	.123	.242	.237
九月	.028	.021	.040	.042	.021	.126	.251	.259
十月	.034	.021	.040	.041	.017	.123	.242	.242
十一月	.036	.020	.041	.041	.020	.122	.237	.235
十二月	.033	.020	.044	.041	.034	.127	.254	.237
1932								
一月	.033	.021	.055	.042	.040	.124	.255	.229
二月	.029	.021	.055	.041	.044	.112	.259	.228
三月	.027	.020	.055	.040	.046	.112	.258	.227
四月	.029	.019	.043	.040	.065	.111	.260	.227
五月	.028	.019	.036	.039	.064	.108	.242	.218
六月	.026	.018	.043	.039	.023	.105	.208	.212
七月	.026	.018	.030	.038	.016	.103	.214	.208
八月	.028	.019	.029	.038	.014	.104	.208	.211
九月	.033	.019	.029	.038	.013	.098	.201	.222
十月	.028	.019	.028	.038	.015	.095	.194	.215
十一月	.029	.019	.027	.038	.027	.095	.201	.219
十二月	.028	.019	.028	.038	.032	.094	.204	.221
1933								
一月	.029	.020	.030	.039	.035	.089	.216	.225
二月	.027	.019	.030	.038	.034	.081	.204	.225
三月	.025	.019	.034	.037	.033	.080	.193	.213
四月	.023	.017	.030	.034	.033	.076	.191	.198
五月	.021	.017	.030	.034	.034	.078	.191	.217
六月	.021	.016	.036	.032	.021	.076	.181	.216
七月	.021	.016	.021	.032	.013	.077	.187	.210
八月	.021	.016	.021	.032	.013	.076	.188	.203
九月	.021	.017	.022	.033	.014	.080	.190	.201
十月	.021	.016	.025	.032	.012	.078	.179	.192
十一月	.022	.016	.034	.032	.019	.081	.170	.192
十二月	.024	.016	.037	.033	.024	.085	.176	.191
1934								
一月	.023	.017	.045	.033	.024	.080	.179	.183
二月	.023	.017	.045	.033	.023	.078	.172	.183
三月	.021	.016	.045	.033	.024	.078	.175	.173
四月	.022	.016	.041	.032	.032	.080	.188	.171
五月	.022	.015	.038	.031	.058	.078	.168	.169
六月	.022	.015	.037	.031	.031	.077	.166	.162
七月	.022	.013	.023	.029	.013	.078	.171	.158
八月	.022	.015	.027	.030	.014	.080	.176	.169
九月	.022	.014	.029	.030	.015	.077	.180	.178
十月	.022	.014	.028	.029	.012	.079	.171	.178
十一月	.022	.014	.029	.030	.017	.082	.172	.180
十二月	.022	.015	.030	.027	.022	.083	.173	.182

表五：天津零售物價(續)

Table V. Commodity Prices at Retail in Tientsin, 1926-1934 (Continued)

	大白菜 Cabbage, large	韭菜 Allium odorum	蘿卜 Turnips, green	香油 Sesamum oil	食鹽 Salt	麵醬 Soypaste	猪肉 Pork	羊肉 Mutton
	斤 catty	斤 catty	斤 catty	斤 catty	斤 catty	斤 catty	斤 catty	斤 catty
	\$	\$	\$	\$	\$	\$	\$	\$
1926	.017	.033		.293	.074	.071	.249	.209
1927	.022	.049		.342	.084	.079	.263	.227
1928	.022	.034		.326	.084	.080	.313	.292
1929	.028	.033		.323	.088	.094	.303	.294
1930	.026	.042		.264	.091	.085	.324	.303
1931	.023	.041		.294	.103	.091	.315	.312
1932	.018	.028	.017	.285	.104	.092	.285	.281
1933	.017	.027	.014	.200	.109	.091	.254	.251
1934	.013	.023	.013	.169	.117	.090	.220	.234
1926								
一月	.016			.284	.077	.073	.256	.208
二月	.016			.281	.076	.073	.252	.205
三月	.016			.276	.075	.071	.248	.202
四月		.059		.276	.075	.071	.248	.202
五月		.046		.291	.074	.071	.245	.206
六月		.034		.290	.073	.070	.244	.204
七月		.024		.304	.072	.069	.241	.202
八月		.027		.304	.072	.069	.253	.202
九月		.039		.302	.072	.069	.251	.216
十月	.018			.303	.071	.074	.247	.212
十一月	.018			.301	.073	.073	.249	.222
十二月	.020			.299	.073	.073	.259	.221
1927								
一月	.023			.311	.086	.077	.269	.223
二月	.022			.316	.084	.075	.269	.218
三月	.022			.310	.082	.074	.258	.214
四月				.310	.082	.074	.258	.214
五月		.066		.332	.082	.074	.258	.214
六月		.044		.331	.082	.074	.260	.213
七月		.038		.342	.082	.074	.260	.214
八月		.044		.358	.085	.085	.298	.249
九月		.054		.356	.084	.084	.296	.247
十月	.022			.386	.086	.086	.347	.267
十一月	.022			.373	.086	.086	.343	.257
十二月	.022			.381	.088	.088	.351	.263
1928								
一月	.022			.335	.081	.084	.335	.251
二月	.021			.334	.081	.084	.332	.251
三月	.020			.335	.082	.082	.330	.253
四月		.054		.322	.081	.081	.312	.254
五月		.041		.332	.085	.083	.277	.298
六月		.033		.333	.084	.081	.290	.308
七月		.020		.328	.084	.079	.319	.319
八月		.019		.320	.082	.077	.312	.312
九月		.029		.331	.086	.081	.328	.328
十月	.022			.321	.082	.077	.324	.324
十一月	.019			.310	.083	.074	.305	.305
十二月	.025			.314	.088	.076	.297	.297
1929								
一月	.025			.321	.093	.085	.311	.268
二月	.027			.338	.096	.085	.332	.319
三月	.027			.335	.094	.088	.322	.327
四月		.052		.347	.092	.095	.306	.322
五月		.038		.318	.084	.092	.280	.313
六月		.020		.313	.083	.093	.295	.340
七月		.022		.305	.082	.094	.283	.308
八月		.024		.306	.083	.090	.296	.296
九月		.039		.324	.088	.098	.311	.280
十月	.026			.326	.088	.101	.295	.264
十一月	.028			.324	.087	.100	.296	.249
十二月	.033			.317	.086	.101	.307	.247

表五：天津零售物價(續)

Table V. Commodity Prices at Retail in Tientsin, 1926-1934 (Continued)

		大白菜	韭菜	蘿卜	香油	食鹽	麵醬	豬肉	羊肉
		Cabbage, large	Allium odorum	Turnips, green	Sesamum Oil	Salt	Soypaste	Pork	Mutton
		斤	斤	斤	斤	斤	斤	斤	斤
		catty	catty	catty	catty	catty	catty	catty	catty
	1930	\$	\$	\$	\$	\$	\$	\$	\$
一	月 Jan.	.031			.291	.086	.088	.309	.278
二	月 Feb.	.028			.283	.081	.093	.326	.273
三	月 Mar.	.027			.282	.080	.090	.317	.284
四	月 Apr.		.048		.293	.084	.084	.326	.295
五	月 May		.043		.299	.086	.081	.325	.297
六	月 June		.035		.309	.086	.081	.325	.299
七	月 July		.042		.281	.085	.080	.324	.321
八	月 Aug.		.039		.272	.086	.081	.326	.318
九	月 Sept.		.046		.284	.102	.086	.343	.327
十	月 Oct.	.027			.281	.105	.084	.317	.317
十一	月 Nov.	.020			.292	.103	.083	.315	.310
十二	月 Dec.	.020			.283	.104	.084	.329	.314
	1931								
一	月 Jan.	.024			.263	.102	.086	.314	.305
二	月 Feb.	.028			.242	.105	.090	.307	.312
三	月 Mar.	.040			.291	.104	.089	.332	.343
四	月 Apr.				.298	.099	.086	.325	.338
五	月 May		.053		.298	.102	.093	.320	.349
六	月 June		.046		.299	.104	.087	.315	.346
七	月 July		.037		.298	.102	.092	.312	.335
八	月 Aug.		.032		.306	.103	.092	.306	.317
九	月 Sept.		.039		.330	.105	.095	.314	.286
十	月 Oct.	.015		.019	.311	.103	.092	.312	.271
十一	月 Nov.	.013		.014	.298	.102	.092	.314	.273
十二	月 Dec.	.018		.016	.294	.102	.091	.304	.270
	1932								
一	月 Jan.	.019		.018	.303	.104	.093	.306	.283
二	月 Feb.	.019		.021	.303	.103	.093	.303	.284
三	月 Mar.	.020		.022	.299	.100	.090	.282	.291
四	月 Apr.				.297	.100	.090	.274	.301
五	月 May		.042		.302	.099	.089	.262	.316
六	月 June		.025		.305	.100	.087	.267	.313
七	月 July		.021		.301	.102	.086	.279	.298
八	月 Aug.		.022		.300	.107	.093	.296	.272
九	月 Sept.		.029		.279	.108	.098	.296	.265
十	月 Oct.	.015		.013	.256	.107	.094	.292	.256
十一	月 Nov.	.015		.015	.242	.109	.095	.289	.253
十二	月 Dec.	.019		.015	.236	.109	.095	.279	.245
	1933								
一	月 Jan.	.020		.015	.234	.112	.098	.283	.256
二	月 Feb.	.020		.015	.225	.109	.094	.272	.258
三	月 Mar.	.021		.015	.218	.108	.093	.257	.269
四	月 Apr.		.048		.201	.105	.089	.231	.262
五	月 May		.030		.197	.112	.087	.243	.265
六	月 June		.023		.192	.109	.087	.248	.278
七	月 July		.021		.198	.108	.091	.249	.284
八	月 Aug.		.020		.199	.109	.091	.264	.272
九	月 Sept.		.022		.197	.112	.094	.271	.234
十	月 Oct.	.013		.013	.185	.109	.090	.253	.218
十一	月 Nov.	.014		.012	.170	.109	.090	.247	.212
十二	月 Dec.	.015		.012	.178	.111	.092	.228	.207
	1934								
一	月 Jan.	.015		.013	.179	.112	.093	.227	.222
二	月 Feb.	.016		.013	.180	.113	.094	.233	.233
三	月 Mar.	.020		.012	.171	.116	.091	.243	.244
四	月 Apr.		.040		.157	.118	.091	.223	.243
五	月 May		.026		.150	.118	.091	.215	.259
六	月 June		.016		.152	.118	.091	.209	.270
七	月 July		.018		.158	.115	.084	.200	.242
八	月 Aug.		.017		.187	.118	.089	.207	.229
九	月 Sept.		.025		.177	.119	.088	.211	.212
十	月 Oct.	.008		.017	.169	.118	.087	.224	.217
十一	月 Nov.	.008		.010	.169	.119	.089	.217	.214
十二	月 Dec.	.011		.010	.179	.121	.092	.228	.218

表五：天津零售物價(續)

Table V. Commodity Prices at Retail in Tientsin, 1926-1934(Continued)

		牛肉 Beef	東洋 市漂布 Shirting, white, Japanese	本地 白市布 Shirting, white, Native	本地 色市布 Shirting, color, Native	東洋 色市布 Shirting, color, Japanese	東洋 直貢呢 Sattteen Drills, Japanese	本地 花條布 Drills, Native
		斤 catty	尺 ch'ih	尺 ch'ih	尺 ch'ih	尺 ch'ih	尺 ch'ih	尺 ch'ih
		\$	\$	\$	\$	\$	\$	\$
1926		.169	.110	.090	.126	.122	.155	.048
1927		.194	.110	.086	.126	.127	.152	.050
1928		.232	.114	.103	.130	.130	.154	.053
1929		.233	.126	.104	.132	.127	.160	.058
1930		.272	.137	.093	.127	.128	.163	.067
1931		.282	.146	.104	.128	.155	.206	.082
1932		.246	.114	.086	.113	.148	.157	.078
1933		.205	.105	.079	.101	.134	.139	.066
1934		.187	.105	.071	.098	.121	.138	.063
1926								
一	月	.169	.103	.085	.125	.117	.156	.047
二	月	.167	.106	.085	.125	.118	.156	.047
三	月	.165	.106	.088	.125	.120	.156	.047
四	月	.165	.108	.088	.125	.121	.155	.048
五	月	.163	.108	.090	.125	.122	.155	.048
六	月	.162	.108	.090	.128	.122	.155	.048
七	月	.160	.117	.095	.129	.123	.155	.050
八	月	.160	.117	.095	.127	.127	.155	.050
九	月	.174	.117	.095	.126	.126	.153	.048
十	月	.171	.117	.092	.124	.124	.153	.049
十一	月	.184	.111	.092	.125	.123	.153	.049
十二	月	.183	.111	.085	.125	.123	.153	.050
1927								
一	月	.186	.108	.082	.126	.125	.152	.050
二	月	.182	.108	.082	.126	.125	.152	.050
三	月	.178	.108	.085	.123	.125	.152	.050
四	月	.184	.113	.085	.123	.125	.152	.050
五	月	.184	.113	.085	.125	.126	.152	.051
六	月	.183	.112	.090	.125	.126	.152	.051
七	月	.184	.112	.090	.125	.127	.152	.050
八	月	.197	.110	.090	.125	.127	.152	.050
九	月	.198	.110	.085	.125	.127	.152	.050
十	月	.217	.110	.085	.129	.127	.152	.051
十一	月	.214	.110	.085	.131	.129	.152	.051
十二	月	.222	.110	.085	.131	.129	.152	.051
1928								
一	月	.212	.114	.090	.131	.128	.150	.051
二	月	.217	.116	.090	.133	.129	.150	.051
三	月	.214	.116	.097	.131	.129	.150	.052
四	月	.214	.112	.109	.135	.130	.150	.052
五	月	.215	.113	.109	.130	.128	.150	.052
六	月	.226	.111	.109	.130	.128	.148	.052
七	月	.257	.114	.109	.128	.130	.150	.052
八	月	.242	.114	.109	.128	.129	.150	.052
九	月	.275	.112	.109	.127	.128	.152	.052
十	月	.245	.116	.099	.129	.131	.163	.054
十一	月	.233	.116	.110	.127	.133	.155	.054
十二	月	.236	.118	.100	.129	.133	.160	.057
1929								
一	月	.208	.122	.110	.127	.131	.160	.057
二	月	.247	.120	.110	.129	.132	.160	.057
三	月	.244	.120	.110	.129	.127	.160	.057
四	月	.249	.118	.110	.133	.125	.160	.058
五	月	.234	.118	.110	.133	.129	.160	.058
六	月	.235	.124	.103	.133	.129	.160	.059
七	月	.223	.126	.100	.133	.129	.160	.058
八	月	.227	.130	.100	.133	.129	.160	.058
九	月	.246	.133	.100	.133	.129	.160	.059
十	月	.248	.134	.100	.133	.122	.160	.059
十一	月	.219	.134	.100	.133	.122	.160	.059
十二	月	.219	.134	.100	.133	.122	.160	.059

表五：天津零售物價(續)

Table V. Commodity Prices at Retail in Tientsin, 1926-1934(Continued)

	牛肉 Beef	東洋 市漂布 Shirting, white, Japanese	本地 白市布 Shirting, white, Native	本地 色市布 Shirting, color, Native	東洋 色市布 Shirting, color, Japanese	東洋 直貢呢 Sateen Drills, Japanese	本地 花條布 Drills, Native
	斤 catty	尺 ch'ih	尺 ch'ih	尺 ch'ih	尺 ch'ih	尺 ch'ih	尺 ch'ih
1930	\$	\$	\$	\$	\$	\$	\$
一月	Jan. .239	.133	.093	.127	.124	.160	.060
二月	Feb. .253	.134	.088	.129	.125	.160	.064
三月	Mar. .257	.136	.089	.129	.127	.160	.065
四月	Apr. .265	.135	.089	.129	.126	.160	.068
五月	May .261	.135	.094	.129	.125	.164	.069
六月	June .246	.132	.093	.127	.125	.164	.070
七月	July .264	.137	.097	.126	.125	.164	.068
八月	Aug. .316	.138	.094	.124	.128	.164	.068
九月	Sept. .318	.139	.093	.126	.130	.165	.067
十月	Oct. .302	.141	.093	.127	.133	.165	.068
十一月	Nov. .262	.144	.093	.127	.133	.165	.068
十二月	Dec. .284	.145	.094	.126	.136	.166	.068
1931							
一月	Jan. .264	.139	.095	.127	.139	.166	.068
二月	Feb. .262	.133	.103	.124	.152	.202	.075
三月	Mar. .283	.148	.106	.140	.150	.204	.086
四月	Apr. .276	.148	.108	.129	.160	.212	.085
五月	May .289	.149	.103	.129	.155	.218	.085
六月	June .310	.162	.104	.134	.153	.217	.081
七月	July .317	.151	.106	.131	.155	.218	.081
八月	Aug. .303	.148	.107	.125	.160	.214	.082
九月	Sept. .274	.147	.108	.126	.156	.215	.086
十月	Oct. .269	.142	.106	.123	.157	.211	.085
十一月	Nov. .270	.144	.102	.126	.160	.200	.084
十二月	Dec. .268	.139	.104	.120	.157	.194	.083
1932							
一月	Jan. .270	.133	.103	.121	.156	.191	.082
二月	Feb. .256	.135	.102	.122	.160	.181	.080
三月	Mar. .249	.128	.099	.122	.157	.167	.079
四月	Apr. .245	.120	.099	.124	.154	.165	.078
五月	May .236	.114	.095	.120	.151	.157	.078
六月	June .242	.110	.092	.121	.146	.159	.081
七月	July .247	.104	.095	.111	.149	.158	.081
八月	Aug. .262	.106	.086	.114	.145	.150	.080
九月	Sept. .256	.107	.091	.103	.145	.144	.081
十月	Oct. .239	.105	.082	.103	.142	.139	.071
十一月	Nov. .232	.105	.086	.098	.141	.134	.073
十二月	Dec. .215	.104	.085	.100	.139	.134	.074
1933							
一月	Jan. .221	.107	.084	.100	.143	.143	.077
二月	Feb. .218	.106	.083	.100	.140	.146	.076
三月	Mar. .210	.108	.083	.100	.134	.132	.073
四月	Apr. .198	.105	.080	.101	.137	.132	.070
五月	May .212	.104	.076	.102	.130	.130	.058
六月	June .212	.108	.082	.104	.131	.131	.066
七月	July .208	.101	.075	.105	.130	.141	.065
八月	Aug. .205	.104	.074	.099	.138	.136	.065
九月	Sept. .205	.104	.075	.102	.136	.144	.064
十月	Oct. .202	.107	.079	.098	.136	.148	.061
十一月	Nov. .193	.102	.076	.101	.127	.145	.061
十二月	Dec. .182	.104	.076	.101	.131	.137	.061
1934							
一月	Jan. .181	.106	.072	.097	.128	.141	.064
二月	Feb. .192	.106	.070	.098	.127	.147	.063
三月	Mar. .199	.109	.073	.099	.131	.140	.063
四月	Apr. .193	.106	.070	.099	.125	.138	.062
五月	May .179	.110	.070	.099	.124	.133	.066
六月	June .190	.108	.071	.098	.124	.131	.064
七月	July .188	.107	.073	.098	.120	.144	.067
八月	Aug. .181	.107	.073	.094	.120	.143	.059
九月	Sept. .189	.103	.071	.095	.115	.138	.062
十月	Oct. .188	.104	.072	.096	.115	.136	.061
十一月	Nov. .180	.096	.071	.101	.112	.133	.062
十二月	Dec. .182	.098	.069	.097	.112	.132	.062

表五：天津零售物價(續)

Table V. Commodity Prices at Retail in Tientsin, 1926-1934(Continued)

	煤 球 Coal ball	木 炭 Charcoal	柴 禾 Fire Wood	煤 油 Petroleum	自來水 Water	土 房 Rent	灰 房 Rent
	斤 catty	斤 catty	斤 catty	斤 catty	担 Tan	間 月 room per month	間 月 room per month
	\$	\$	\$	\$	\$	\$	\$
1926	.0074	.046	.012	.044	.018	1.87	2.10
1927	.0077	.055	.010	.067	.016	1.92	2.14
1928	.0072	.059	.011	.081	.015	1.97	2.24
1929	.0084	.077	.013	.088	.015	2.00	2.23
1930	.0076	.062	.013	.124	.015	2.07	2.09
1931	.0079	.065	.011	.183	.016	2.06	2.03
1932	.0072	.065	.0097	.161	.015	2.03	2.01
1933	.0064	.058	.0085	.120	.014	2.01	1.99
1934	.0058	.053	.0093	.127	.013	2.11	
1926							
一月	Jan. .0077	.045	.013	.045	.019	1.87	2.10
二月	Feb. .0076	.044	.013	.044	.019	1.87	2.10
三月	Mar. .0075	.043	.012	.043	.019	1.87	2.10
四月	Apr. .0075	.043	.012	.043	.019	1.87	2.10
五月	May .0074	.043	.011	.043	.018	1.87	2.10
六月	June .0073	.049	.011	.043	.018	1.87	2.10
七月	July .0072	.048	.011	.042	.018	1.87	2.10
八月	Aug. .0072	.048	.011	.042	.018	1.87	2.10
九月	Sept. .0072	.048	.011	.045	.018	1.87	2.10
十月	Oct. .0071	.047	.011	.044	.018	1.87	2.10
十一月	Nov. .0073	.047	.011	.044	.018	1.87	2.10
十二月	Dec. .0073	.052	.011	.049	.018	1.87	2.10
1927							
一月	Jan. .0077	.054	.011	.050	.017	1.87	2.10
二月	Feb. .0075	.053	.011	.059	.017	1.87	2.10
三月	Mar. .0074	.052	.010	.058	.016	1.88	2.12
四月	Apr. .0079	.052	.010	.058	.016	1.88	2.12
五月	May .0079	.055	.010	.063	.016	1.88	2.12
六月	June .0079	.055	.010	.063	.016	1.88	2.12
七月	July .0079	.055	.010	.074	.016	1.96	2.12
八月	Aug. .0079	.055	.010	.074	.016	1.96	2.12
九月	Sept. .0076	.054	.010	.073	.016	1.96	2.12
十月	Oct. .0078	.056	.010	.069	.016	1.96	2.20
十一月	Nov. .0077	.059	.010	.075	.016	1.96	2.20
十二月	Dec. .0077	.060	.010	.079	.016	1.96	2.24
1928							
一月	Jan. .0076	.060	.011	.086	.014	1.96	2.24
二月	Feb. .0078	.062	.010	.084	.014	1.96	2.24
三月	Mar. .0072	.062	.010	.075	.015	1.96	2.24
四月	Apr. .0071	.060	.010	.073	.015	1.96	2.24
五月	May .0070	.052	.010	.075	.016	1.96	2.24
六月	June .0071	.053	.010	.092	.016	1.96	2.24
七月	July .0067	.054	.011	.079	.015	1.96	2.24
八月	Aug. .0065	.051	.010	.082	.015	1.99	2.24
九月	Sept. .0069	.054	.012	.083	.015	1.99	2.24
十月	Oct. .0070	.060	.011	.079	.014	1.99	2.24
十一月	Nov. .0074	.064	.011	.081	.014	1.99	2.24
十二月	Dec. .0079	.074	.013	.086	.015	1.99	2.24
1929							
一月	Jan. .0083	.078	.012	.088	.015	1.99	2.24
二月	Feb. .0088	.077	.012	.096	.016	2.04	2.24
三月	Mar. .0088	.078	.012	.094	.016	2.04	2.24
四月	Apr. .0089	.079	.013	.092	.016	1.99	2.24
五月	May .0084	.076	.014	.081	.015	1.99	2.24
六月	June .0083	.078	.013	.085	.015	1.99	2.24
七月	July .0080	.075	.013	.082	.015	1.99	2.24
八月	Aug. .0081	.073	.013	.086	.015	1.99	2.24
九月	Sept. .0085	.078	.014	.088	.016	1.99	2.24
十月	Oct. .0085	.078	.013	.090	.016	1.99	2.24
十一月	Nov. .0082	.077	.012	.085	.016	1.99	2.24
十二月	Dec. .0078	.078	.012	.086	.015	1.99	2.15

表五：天津零售物價(續)

Table V. Commodity Prices at Retail in Tientsin, 1926-1934 (Continued)

	煤球 Coal ball	木炭 Charcoal	柴禾 Fire Wood	煤油 Petroleum	自來水 Water	土房 Rent	灰房 Rent
	斤 catty	斤 catty	斤 catty	斤 catty	担 Tan	間月 room per month	間月 room per month
	\$	\$	\$	\$	\$	\$	\$
1930							
一月	Jan. .0075	.070	.013	.083	.016	1.99	2.15
二月	Feb. .0078	.071	.012	.081	.015	2.03	2.15
三月	Mar. .0077	.067	.013	.085	.015	2.03	2.15
四月	Apr. .0076	.064	.013	.099	.015	2.10	2.15
五月	May .0076	.066	.013	.122	.015	2.10	2.12
六月	June .0075	.062	.013	.143	.015	2.10	2.11
七月	July .0075	.057	.013	.141	.015	2.10	2.11
八月	Aug. .0075	.056	.013	.142	.015	2.03	2.05
九月	Sept. .0080	.060	.014	.150	.016	2.08	2.05
十月	Oct. .0078	.059	.013	.147	.016	2.08	2.03
十一月	Nov. .0074	.057	.013	.145	.016	2.08	2.03
十二月	Dec. .0074	.057	.013	.148	.016	2.08	2.03
1931							
一月	Jan. .0075	.059	.013	.156	.016	2.08	2.03
二月	Feb. .0082	.057	.013	.178	.016	2.08	2.03
三月	Mar. .0085	.066	.011	.177	.016	2.08	2.03
四月	Apr. .0082	.065	.011	.188	.016	2.08	2.03
五月	May .0078	.069	.011	.198	.015	2.06	2.03
六月	June .0081	.066	.011	.198	.016	2.06	2.03
七月	July .0077	.068	.010	.191	.015	2.06	2.03
八月	Aug. .0077	.067	.010	.187	.015	2.64	2.03
九月	Sept. .0079	.068	.011	.190	.016	2.04	2.03
十月	Oct. .0077	.067	.010	.184	.015	2.04	2.03
十一月	Nov. .0077	.066	.010	.176	.015	2.04	2.03
十二月	Dec. .0076	.066	.010	.172	.015	2.04	2.03
1932							
一月	Jan. .0078	.067	.010	.172	.016	2.04	2.03
二月	Feb. .0077	.067	.010	.168	.016	2.04	2.03
三月	Mar. .0075	.065	.010	.161	.015	2.04	2.03
四月	Apr. .0074	.065	.010	.159	.015	2.04	2.03
五月	May .0073	.066	.010	.153	.015	2.04	2.03
六月	June .0071	.065	.0097	.153	.015	2.04	2.03
七月	July .0070	.063	.0094	.150	.015	2.04	2.00
八月	Aug. .0070	.064	.0095	.151	.015	2.04	2.00
九月	Sept. .0071	.064	.0095	.153	.015	2.04	2.00
十月	Oct. .0070	.063	.0094	.165	.015	2.01	1.99
十一月	Nov. .0070	.063	.0095	.171	.015	2.01	1.99
十二月	Dec. .0070	.063	.0095	.170	.015	2.01	1.99
1933							
一月	Jan. .0072	.066	.0098	.172	.016	2.01	1.99
二月	Feb. .0070	.063	.0094	.164	.015	2.01	1.99
三月	Mar. .0068	.062	.0092	.162	.015	2.01	1.99
四月	Apr. .0065	.058	.0086	.131	.014	2.01	1.99
五月	May .0064	.058	.0085	.103	.014	2.01	1.99
六月	June .0063	.055	.0080	.093	.013	2.01	1.99
七月	July .0060	.056	.0081	.093	.013	2.01	1.99
八月	Aug. .0060	.056	.0081	.100	.013	2.01	1.99
九月	Sept. .0062	.057	.0083	.110	.013	2.01	1.99
十月	Oct. .0060	.056	.0081	.102	.013	2.01	1.99
十一月	Nov. .0060	.056	.0080	.099	.013	2.01	1.99
十二月	Dec. .0061	.057	.0081	.114	.013	2.01	1.99
1934							
一月	Jan. .0062	.057	.0083	.117	.013	2.01	1.99
二月	Feb. .0063	.058	.0083	.117	.013	2.01	1.99
三月	Mar. .0061	.056	.0081	.115	.013	2.01	1.99
四月	Apr. .0059	.055	.0079	.122	.013	2.01	1.99
五月	May .0058	.053	.0078	.118	.013	2.01	1.99
六月	June .0057	.052	.0076	.116	.013	2.01	1.99
七月	July .0055	.048	.0072	.122	.013	2.01	1.99
八月	Aug. .0056	.050	.0115	.133	.013	2.01	1.99
九月	Sept. .0056	.050	.0117	.139	.013	2.01	1.99
十月	Oct. .0056	.051	.0111	.140	.012	2.11	1.99
十一月	Nov. .0056	.051	.0110	.141	.011	2.11	1.99
十二月	Dec. .0060	.054	.0115	.144	.011	2.11	1.99

表六： 上海對外匯率及外匯指數

Table VI. Foreign Exchange Rates and their Index Numbers in Shanghai

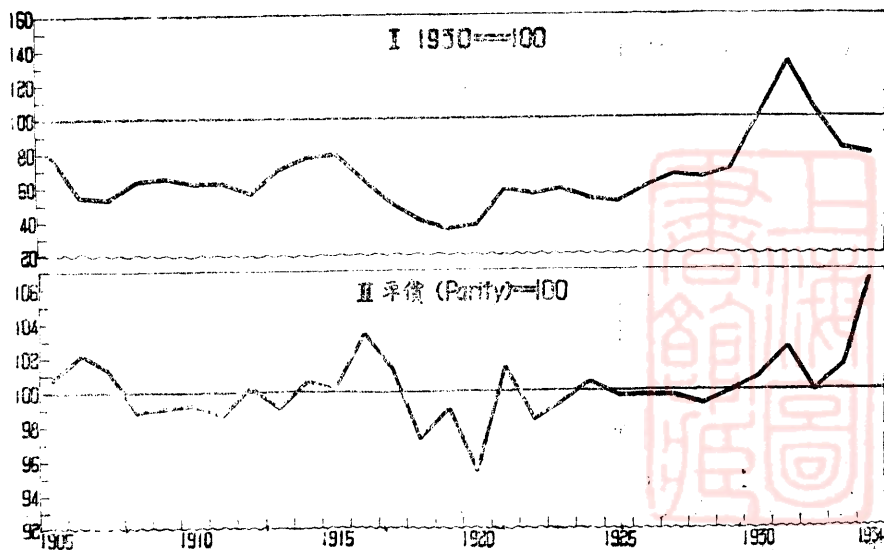
甲. 每年平均

A. Yearly Averages, 1905-1934

	英匯匯價	美匯匯價	法匯匯價	日匯匯價	外匯指數 Index Numbers	
	Rates on London	Rates on New York	Rates on Paris	Rates on Tokyo	1930=100	平價 Parity=100
1905	32.33	65.22	3.38	75.86	79.45	100.7
1906	34.92	70.63	3.66	70.12	54.88	102.2
1907	34.69	71.09	3.66	70.41	53.08	101.3
1908	28.73	58.48	3.03	84.96	63.54	98.9
1909	27.87	56.86	2.96	87.72	65.31	99.1
1910	28.97	58.65	3.04	84.42	62.12	99.3
1911	28.97	58.73	3.08	84.23	62.38	98.7
1912	32.65	66.25	3.41	75.24	56.24	100.3
1913	32.34	65.85	3.43	75.41	69.98	99.0
1914	29.29	59.59	3.09	83.62	77.20	100.6
1915	27.71	54.97	3.03	89.14	78.96	100.1
1916	35.31	69.85	4.11	72.79	63.51	103.4
1917	45.75	90.71	5.55	58.52	49.45	101.3
1918	56.16	111.33	6.31	47.51	40.02	97.2
1919	66.38	123.17	8.54	41.48	34.94	99.0
1920	72.96	111.00	15.28	46.62	37.02	95.3
1921	42.42	67.69	9.31	71.00	58.08	101.4
1922	40.23	74.27	9.12	64.84	55.55	98.3
1923	37.49	71.06	11.77	68.66	58.41	99.3
1924	39.33	72.40	14.01	57.36	52.77	100.5
1925	37.54	75.54	16.02	54.47	50.69	99.7
1926	33.63	68.08	21.56	69.99	59.34	99.7
1927	30.32	61.70	15.63	77.30	66.32	99.7
1928	31.43	63.73	16.24	74.67	63.42	99.2
1929	28.91	58.46	14.76	79.30	69.02	99.9
1930	20.65	41.85	10.53	119.69	100.00	100.7
1931	16.78	31.17	7.81	157.64	131.93	102.5
1932	21.10	30.77	7.74	92.53	104.35	99.9
1933	15.01	26.60	5.22	102.66	81.60	101.4
1934	16.31	34.26	5.15	115.00	78.27	107.3

圖四 上海外匯指數

CHART IV INDEX NUMBERS OF FOREIGN EXCHANGE RATES IN SHANGHAI 1905—1934



表六：上海對外匯率及外匯指數

Table VI. Foreign Exchange Rates and their Index Numbers
in Shanghai乙. 每月平均
B. Monthly Averages, 1905-1934

	英匯匯價	美匯匯價	法匯匯價	日匯匯價	外匯指數 Index Numbers	
	Rates on London	Rates on New York	Rates on Paris	Rates on Tokyo	1930=100	平價 Parity=100
1905						
一月	Jan. 33.29					
二月	Feb. 32.29	63.81	3.33	77.63	58.83	103.5
三月	Mar. 32.29	63.33	3.27	78.08	58.84	99.2
四月	Apr. 30.95	62.67	3.24	78.92	60.12	98.5
五月	May 31.45	63.67	3.29	77.63	59.25	98.9
六月	June 31.54	63.92	3.30	76.17	58.58	99.0
七月	July 31.83	64.54	3.32	76.67	58.57	99.5
八月	Aug. 30.75	65.03	3.36	76.08	58.74	102.4
九月	Sept. 32.33	65.46	3.39	75.50	57.42	102.9
十月	Oct. 32.66	66.13	3.42	74.63	57.02	102.1
十一月	Nov. 34.08	69.00	3.67	71.65	54.55	100.6
十二月	Dec. 34.52	69.83	3.61	71.46	53.97	101.6
1906						
一月	Jan. 34.33	69.54	3.59	71.53	55.86	102.4
二月	Feb. 34.37	69.46	3.60	70.96	55.80	103.3
三月	Mar. 34.12	69.17	3.57	71.88	56.24	102.3
四月	Apr. 34.33	69.42	3.59	71.22	55.86	101.8
五月	May 35.16	71.00	3.69	69.66	54.73	102.8
六月	June 35.00	70.83	3.67	70.00	54.81	100.7
七月	July 35.07	70.55	3.66	70.00	54.82	100.6
八月	Aug. 55.00	70.71	3.65	70.08	54.83	101.9
九月	Sept. 35.83	72.17	3.76	68.58	53.52	102.7
十月	Oct. 36.01	73.50	3.82	67.31	52.86	103.5
十一月	Nov.					
十二月	Dec.					
		缺報告	Lack of	Quotations		
1907						
一月	Jan. 36.54	73.78	3.83	67.02	50.73	101.5
二月	Feb. 36.56	73.88	3.84	67.00	50.71	101.6
三月	Mar. 32.33	71.92	3.75	69.77	54.11	106.8
四月	Apr. 34.54	69.75	3.63	70.83	53.45	101.9
五月	May 34.75	70.38	3.64	70.50	53.24	102.3
六月	June 35.70	72.38	3.74	68.71	52.04	101.0
七月	July 36.04	74.33	3.77	68.08	51.20	101.3
八月	Aug. 36.41	73.74	3.71	67.50	51.11	101.9
九月	Sept. 36.25	73.29	3.80	67.58	51.04	100.9
十月	Oct. 34.25	72.21	3.58	71.45	53.50	98.0
十一月	Nov. 32.50	65.71	3.41	75.21	57.03	98.0
十二月	Dec. 30.41	61.69	3.29	81.21	60.90	97.4
1908						
一月	Jan. 30.33	61.53	3.19	80.38	60.38	98.6
二月	Feb. 30.53	61.96	3.20	80.04	60.16	98.9
三月	Mar. 30.12	60.82	3.16	81.25	61.04	99.1
四月	Apr. 29.79	60.33	3.11	82.21	61.76	98.8
五月	May 28.79	57.75	2.97	85.88	64.44	99.4
六月	June 29.04	58.83	3.04	84.46	63.31	99.6
七月	July 28.95	58.67	3.03	84.66	63.65	99.2
八月	Aug. 28.37	57.46	2.97	86.33	64.81	98.1
九月	Sept. 28.12	56.86	2.94	87.25	65.53	99.4
十月	Oct. 28.08	56.79	2.93	87.25	66.56	98.9
十一月	Nov. 27.20	54.96	2.84	90.54	67.72	98.9
十二月	Dec. 27.50	55.75	2.97	89.25	66.69	96.0
1909						
一月	Jan. 27.87	56.59	2.91	88.06	65.31	99.9
二月	Feb. 27.00	56.81	2.94	87.63	65.74	100.0
三月	Mar. 27.35	56.00	2.89	89.29	66.08	98.7
四月	Apr. 27.95	56.79	2.93	87.88	65.09	99.0
五月	May 28.75	58.42	3.18	85.66	63.20	98.4
六月	June 28.54	58.08	3.07	86.04	63.45	98.6

表六：上海對外匯率及外匯指數

Table VI. Foreign Exchange Rates and their Index Numbers in Shanghai

乙. 每月平均 (續)

B. Monthly Averages, 1905-1934 (Continued)

	英匯匯價 Rates on London	美匯匯價 Rates on New York	法匯匯價 Rates on Paris	日匯匯價 Rates on Tokyo	外匯指數 Index Numbers	
					1930=100	平價Parity=100
1909						
七月 July	27.87	56.71	2.90	88.46	65.24	98.7
八月 Aug.	27.66	56.21	2.90	89.08	65.83	99.6
九月 Sept.	27.84	56.50	2.92	87.25	64.25	99.1
十月 Oct.	27.52	56.38	2.92	88.42	65.48	99.1
十一月 Nov.	27.62	56.08	2.93	89.00	65.73	100.1
十二月 Dec.	28.47	57.79	3.02	85.83	62.12	98.8
1910						
一月 Jan.	28.60	58.04	3.00	85.54	62.85	98.4
二月 Feb.	28.27	57.00	2.96	86.44	63.74	97.8
三月 Mar.	27.75	56.25	2.91	88.06	64.98	99.3
四月 Apr.	28.93	58.75	3.04	84.50	62.12	98.5
五月 May	28.91	58.66	3.04	84.50	62.17	100.0
六月 June	28.85	58.46	3.03	84.66	62.59	99.5
七月 July	28.66	57.96	3.01	85.33	62.83	101.8
八月 Aug.	28.60	57.92	3.01	85.54	63.32	99.6
九月 Sept.	29.00	58.75	3.05	84.42	62.09	98.7
十月 Oct.	29.93	60.63	3.15	81.52	60.04	99.3
十一月 Nov.	30.31	61.38	3.19	80.38	59.31	98.6
十二月 Dec.	29.78	60.06	3.12	82.19	60.57	98.6
1911						
一月 Jan.	29.56	59.79	3.11	82.54	61.11	98.1
二月 Feb.	28.56	57.88	3.01	85.38	63.30	98.0
三月 Mar.	28.81	58.38	3.07	84.88	62.88	98.3
四月 Apr.	29.18	59.13	3.05	83.63	62.28	98.2
五月 May	29.00	58.75	3.03	84.13	62.50	98.8
六月 June	28.91	58.67	3.04	84.46	62.65	98.7
七月 July	28.62	58.00	3.11	85.50	62.92	98.5
八月 Aug.	28.56	57.88	3.05	85.50	63.23	98.0
九月 Sept.	28.60	58.25	3.00	84.63	63.21	98.2
十月 Oct.	28.45	58.31	3.29	84.92	62.55	99.9
十一月 Nov.	29.71	60.19	3.12	82.63	60.92	100.8
十二月 Dec.	29.72	60.21	3.12	82.63	60.74	99.6
1912						
一月 Jan.	29.81	60.38	3.13	82.38	61.55	101.3
二月 Feb.	31.81	63.63	3.00	78.25	58.87	100.5
三月 Mar.	32.00	64.88	3.36	76.88	57.45	98.2
四月 Apr.	31.68	64.13	3.32	77.38	57.91	100.3
五月 May	32.87	66.75	3.45	74.38	55.67	99.4
六月 June	32.93	66.88	3.49	74.25	55.53	99.7
七月 July	32.81	66.50	3.45	74.50	55.73	99.1
八月 Aug.	32.12	66.25	3.38	76.13	56.86	102.4
九月 Sept.	33.00	67.00	3.47	74.13	55.52	102.8
十月 Oct.	34.00	69.00	3.59	71.75	53.93	100.3
十一月 Nov.	34.37	69.63	3.61	71.88	53.61	98.9
十二月 Dec.	34.37	70.00	3.64	71.00	53.20	99.2
1913						
一月 Jan.	31.59	67.06	3.47	74.00	69.52	103.1
二月 Feb.	32.68	65.75	3.50	74.22	69.06	100.4
三月 Mar.	31.78	65.03	3.37	76.50	71.06	97.3
四月 Apr.	32.56	64.88	3.41	75.31	70.08	98.3
五月 May	32.62	66.06	3.43	74.00	69.32	98.5
六月 June	32.12	65.50	3.50	75.75	70.03	98.0
七月 July	31.93	65.81	3.40	75.38	70.28	97.6
八月 Aug.	32.59	66.03	3.42	76.25	70.16	98.3
九月 Sept.	32.81	66.38	3.45	75.16	69.59	99.7
十月 Oct.	32.62	66.88	3.48	75.06	69.47	100.0
十一月 Nov.	32.65	65.88	3.45	75.44	68.72	97.8
十二月 Dec.	32.06	63.75	3.31	77.88	72.07	98.7

表六： 上海對外匯率及外匯指數
Table VI. Foreign Exchange Rates and their Index Numbers
in Shanghai

乙. 每月平均 (續)
B. Monthly Averages, 1905-1934 (Continued)

	英匯匯價		法匯匯價		日匯匯價		外匯指數 Index Numbers	
	Rates on London	Rates on New York	Rates on Paris	Rates on Tokyo	1930=100	平價Parity=100		
1914								
一月	Jan.	31.12	63.13	3.29	78.50	72.20	99.3	
二月	Feb.	30.75	62.38	3.29	79.38	73.17	100.7	
三月	Mar.	31.00	62.88	3.26	78.88	72.89	100.7	
四月	Apr.	31.12	63.13	3.27	78.50	72.25	100.8	
五月	May	31.62	64.25	3.32	77.25	71.24	98.7	
六月	June	30.75	62.50	3.27	79.50	73.06	98.6	
七月	July	30.02	61.50	3.18	81.00	74.82	97.1	
八月	Aug.	27.50	56.25	2.86	89.13	82.14	108.7	
九月	Sept.	27.37	56.00	2.90	89.50	82.15	103.3	
十月	Oct.	27.75	56.63	2.95	87.25	80.71	97.0	
十一月	Nov.	25.87	52.63	2.72	93.25	86.53	101.3	
十二月	Dec.	26.50	53.75	2.78	91.25	84.66	100.2	
1915								
一月	Jan.	26.75	54.38	2.80	90.75	81.24	99.5	
二月	Feb.	26.94	54.38	2.83	90.00	80.60	98.9	
三月	Mar.	27.06	54.13	2.86	89.88	80.58	102.6	
四月	Apr.	27.63	55.25	2.91	88.25	78.84	100.6	
五月	May	27.88	55.75	2.94	88.38	78.40	99.1	
六月	June	27.63	55.25	2.94	88.88	79.16	98.5	
七月	July	27.19	54.00	2.98	90.75	80.61	97.4	
八月	Aug.	26.75	53.13	2.96	92.00	81.69	100.9	
九月	Sept.	27.19	52.00	3.08	91.83	81.45	102.5	
十月	Oct.	28.00	54.75	3.18	90.00	78.99	100.0	
十一月	Nov.	28.56	54.88	3.22	88.75	78.01	103.3	
十二月	Dec.	31.63	61.75	3.66	80.25	69.97	98.1	
1916								
一月	Jan.	30.63	60.38	3.51	83.25	72.93	103.6	
二月	Feb.	31.63	62.50	3.67	80.00	70.34	100.2	
三月	Mar.	31.44	62.20	3.65	80.38	70.58	104.1	
四月	Apr.	33.63	66.50	3.95	75.25	65.95	106.3	
五月	May	38.00	75.00	4.47	66.75	58.64	109.1	
六月	June	35.75	70.50	4.20	71.50	62.34	101.9	
七月	July	35.00	69.13	4.08	73.13	63.91	98.5	
八月	Aug.	34.33	67.88	4.01	74.25	64.85	104.8	
九月	Sept.	36.25	71.88	4.23	70.75	61.80	105.0	
十月	Oct.	37.25	73.88	4.33	68.88	60.07	101.4	
十一月	Nov.	37.75	74.88	4.37	68.13	59.36	105.3	
十二月	Dec.	42.00	83.88	4.87	61.25	53.24	100.5	
1917								
一月	Jan.	41.25	81.75	4.78	62.50	53.71	102.4	
二月	Feb.	43.25	85.75	5.01	59.50	51.25	100.4	
三月	Mar.	42.00	83.25	4.87	61.50	52.83	99.0	
四月	Apr.	41.50	82.25	4.81	62.00	53.65	100.6	
五月	May	42.75	84.75	4.85	60.38	52.02	99.4	
六月	June	42.75	84.75	4.84	60.38	52.03	102.6	
七月	July	45.25	89.75	5.19	57.38	49.21	100.5	
八月	Aug.	46.50	92.25	5.33	55.63	47.68	104.2	
九月	Sept.	54.50	108.00	6.25	47.75	41.22	108.1	
十月	Oct.	50.00	99.00	5.74	51.13	44.32	99.8	
十一月	Nov.	50.00	99.25	5.73	51.75	44.69	98.0	
十二月	Dec.	49.25	97.75	5.65	52.33	44.84	100.3	
1918								
一月	Jan.	51.38	102.25	5.86	50.50	43.00	99.7	
二月	Feb.	51.00	101.25	5.80	51.00	43.64	96.4	
三月	Mar.	51.00	101.25	5.80	50.88	43.64	98.8	
四月	Apr.	52.00	103.00	5.92	50.00	42.78	103.7	
五月	May	53.00	105.25	6.03	49.38	41.94	104.2	
六月	June	54.50	10.800	6.02	48.38	41.00	101.6	

表六： 上海對外匯率及外匯指數
Table VI. Foreign Exchange Rates and their Index Numbers
in Shanghai

乙. 每月平均(續)
B. Monthly Averages, 1905-1934 (Continued)

	英匯匯價 Rates on London	美匯匯價 Rates on New York	法匯匯價 Rates on Paris	日匯匯價 Rates on Tokyo	外匯指數 Index Numbers	
					1930=100	平價 Parity=100
1918						
七月 July	56.25	110.50	6.40	47.25	40.09	96.1
八月 Aug.	57.25	113.50	6.52	46.83	39.61	97.0
九月 Sept.	60.00	119.00	6.83	45.00	37.87	93.6
十月 Oct.	65.00	129.00	7.10	42.13	35.07	92.8
十一月 Nov.	61.50	122.00	6.71	44.88	37.55	91.1
十二月 Dec.	61.00	121.00	6.60	43.88	37.25	91.2
1919						
一月 Jan.	61.00	121.00	6.61	42.75	36.96	91.4
二月 Feb.	60.00	119.00	6.50	43.13	37.17	92.6
三月 Mar.	56.00	111.00	6.07	46.13	39.79	99.3
四月 Apr.	57.00	109.00	6.42	46.00	39.76	100.6
五月 May	60.00	115.50	7.00	43.88	37.68	100.5
六月 June	62.50	121.00	7.81	42.63	36.48	100.0
七月 July	63.00	120.50	7.88	42.00	36.00	97.8
八月 Aug.	66.00	121.00	8.25	41.50	35.12	101.8
九月 Sept.	70.00	123.00	9.33	40.25	34.08	102.0
十月 Oct.	75.00	131.00	10.62	38.75	32.65	99.6
十一月 Nov.	78.00	136.00	11.70	37.00	31.15	104.0
十二月 Dec.	88.00	149.00	14.30	33.75	28.33	98.1
1920						
一月 Jan.	93.88	147.63	15.90	33.32	27.46	99.1
二月 Feb.	102.70	147.25	20.20	32.45	26.47	95.8
三月 Mar.	90.50	139.45	20.80	33.00	27.82	90.7
四月 Apr.	79.13	122.19	21.60	36.50	30.86	92.1
五月 May	70.10	109.60	20.30	45.40	36.66	93.7
六月 June	59.63	98.00	14.15	52.88	42.76	90.0
七月 July	62.19	101.56	12.20	50.97	41.29	101.2
八月 Aug.	70.94	106.88	13.55	47.63	38.65	102.3
九月 Sept.	70.81	104.28	15.00	48.63	39.24	100.8
十月 Oct.	64.13	94.98	15.60	53.55	42.41	89.1
十一月 Nov.	60.94	87.11	14.10	57.82	46.85	95.9
十二月 Dec.	50.60	73.10	12.70	67.23	54.32	92.9
1921						
一月 Jan.	47.83	73.46	12.50	65.54	52.44	96.6
二月 Feb.	40.65	66.30	8.35	73.78	60.25	103.5
三月 Mar.	36.30	59.11	8.60	81.25	66.44	99.5
四月 Apr.	38.13	62.38	8.80	77.53	63.19	107.2
五月 May	38.50	63.58	8.45	74.98	62.08	101.8
六月 June	40.44	63.63	7.45	74.57	61.60	105.7
七月 July	43.38	65.85	8.00	70.72	58.47	103.1
八月 Aug.	44.06	66.32	8.80	72.10	58.31	99.9
九月 Sept.	44.25	67.75	8.50	70.38	57.25	107.7
十月 Oct.	47.70	74.95	10.40	62.20	51.34	104.6
十一月 Nov.	45.63	75.22	11.00	63.97	52.53	94.5
十二月 Dec.	42.65	73.75	10.90	65.00	54.12	92.4
1922						
一月 Jan.	41.83	73.37	8.95	65.00	55.19	99.4
二月 Feb.	39.50	71.70	8.90	66.20	56.65	95.8
三月 Mar.	38.23	70.23	7.45	68.28	58.67	104.6
四月 Apr.	40.05	73.88	7.90	64.54	55.56	102.0
五月 May	42.30	78.43	8.15	60.80	52.81	103.5
六月 June	42.50	78.66	8.70	61.13	52.48	97.2
七月 July	41.50	76.94	9.50	62.66	53.68	96.6
八月 Aug.	41.00	76.47	9.50	62.97	53.96	98.1
九月 Sept.	41.38	76.54	10.05	63.25	53.67	99.0
十月 Oct.	40.03	74.03	9.85	65.20	55.42	98.6
十一月 Nov.	37.75	70.60	11.45	68.69	58.42	96.8
十二月 Dec.	36.69	70.40	00.00	69.31	58.92	99.8

表六： 上海對外匯率及外匯指數

Table VI. Foreign Exchange Rates and their Index Numbers in Shanghai

乙. 每月平均(續)

B. Monthly Averages, 1905-1934 (Continued)

	英匯匯價	美匯匯價	法匯匯價	日匯匯價	外匯指數 Index Numbers		
	Rates on	Rates on	Rates on	Rates on	1930=100	平價 Parity=100	
	London	New York	Paris	Tokyo			
1923							
一月	Jan.	35.88	71.13	10.62	68.31	58.83	101.1
二月	Feb.	36.48	70.93	11.54	68.50	58.41	98.8
三月	Mar.	37.75	73.55	11.74	65.98	56.18	100.0
四月	Apr.	38.10	73.47	11.04	66.58	56.57	99.3
五月	May	38.03	73.13	11.11	67.31	57.10	99.2
六月	June	37.19	71.00	11.28	69.16	58.52	98.7
七月	July	36.44	69.35	11.79	70.54	59.50	98.9
八月	Aug.	36.53	69.19	12.24	70.94	59.92	98.9
九月	Sept.	37.28	70.28	12.03	69.53	58.53	99.5
十月	Oct.	36.88	69.38	11.63	71.15	59.70	100.1
十一月	Nov.	38.32	69.38	12.63	69.78	58.74	99.9
十二月	Dec.	39.75	71.88	13.62	65.50	55.64	97.8
1924							
一月	Jan.	39.63	70.19	14.97	64.63	56.17	98.9
二月	Feb.	39.34	70.81	16.17	64.45	55.55	98.9
三月	Mar.	38.68	69.53	15.42	61.88	55.47	100.1
四月	Apr.	38.25	69.38	11.33	59.07	55.21	100.5
五月	May	39.23	70.70	12.24	57.00	53.55	101.3
六月	June	39.38	70.91	13.50	58.47	53.66	102.3
七月	July	39.38	71.82	13.95	57.88	53.32	102.4
八月	Aug.	38.94	72.98	13.39	56.72	52.90	102.3
九月	Sept.	40.16	74.69	14.09	54.69	51.27	100.9
十月	Oct.	40.95	76.60	14.64	51.05	49.02	100.5
十一月	Nov.	39.60	76.61	14.45	50.97	49.42	98.9
十二月	Dec.	38.40	75.08	13.91	51.45	50.03	98.7
1925							
一月	Jan.	37.66	74.81	13.93	51.57	50.51	99.5
二月	Feb.	37.73	75.13	14.18	52.13	50.27	99.4
三月	Mar.	36.73	73.08	14.13	56.23	52.72	101.1
四月	Apr.	36.44	72.97	14.02	57.69	53.63	100.4
五月	May	36.68	74.18	14.33	56.45	52.48	99.4
六月	June	37.53	76.08	15.76	53.58	50.62	99.5
七月	July	37.72	76.44	16.22	54.00	50.54	98.8
八月	Aug.	38.04	77.00	16.41	53.47	49.89	99.0
九月	Sept.	38.69	78.28	16.56	52.19	49.00	99.6
十月	Oct.	38.53	77.63	17.51	52.95	49.49	99.9
十一月	Nov.	37.41	75.55	19.00	56.07	51.19	99.9
十二月	Dec.	37.28	75.30	20.13	57.35	51.63	99.8
1926							
一月	Jan.	36.88	74.67	19.70	59.25	52.39	99.1
二月	Feb.	36.34	73.53	19.99	62.08	54.02	99.0
三月	Mar.	35.83	72.60	20.24	62.85	54.29	98.6
四月	Apr.	34.83	70.62	20.81	66.39	56.71	99.3
五月	May	35.16	71.44	22.60	65.90	56.16	99.4
六月	June	35.35	71.63	24.20	65.44	55.48	99.6
七月	July	34.94	71.19	28.85	66.47	55.64	99.5
八月	Aug.	33.75	68.03	24.13	70.19	58.89	99.8
九月	Sept.	33.10	66.94	23.12	72.13	60.32	99.3
十月	Oct.	29.63	59.88	23.05	81.10	67.38	100.2
十一月	Nov.	28.91	58.16	17.24	83.97	70.50	101.2
十二月	Dec.	28.78	58.23	14.79	84.08	71.16	101.2
1927							
一月	Jan.	30.02	60.78	15.32	80.56	67.66	100.1
二月	Feb.	30.97	62.67	15.92	78.09	65.09	100.6
三月	Mar.	29.50	63.06	15.26	82.31	68.35	97.8
四月	Apr.	30.30	61.36	15.63	78.91	67.25	100.2
五月	May	30.38	61.58	15.67	76.64	66.29	99.6
六月	June	30.64	62.02	15.80	75.33	65.17	98.6

表六： 上海對外匯率及外匯指數
Table VI. Foreign Exchange Rates and their Index Numbers
in Shanghai

乙. 每月平均 (續)
B. Monthly Averages, 1905-1934 (Continued)

		英匯匯價	美匯匯價	法匯匯價	日匯匯價	外匯指數	Index Numbers
		Rates on	Rates on	Rates on	Rates on	1930=100	平價 Parity=100
		London	New York	Paris	Tokyo		
1927							
七月	July	30.50	61.75	15.75	76.31	65.76	98.2
八月	Aug.	29.55	59.80	15.26	79.28	68.05	100.3
九月	Sept.	29.83	60.38	15.40	77.52	67.03	100.1
十月	Oct.	30.12	61.10	15.57	76.24	66.21	99.7
十一月	Nov.	30.83	62.60	15.92	73.54	64.18	99.9
十二月	Dec.	31.14	63.27	16.08	72.90	63.76	100.7
1928							
一月	Jan.	31.18	63.33	16.05	74.25	64.05	98.5
二月	Feb.	30.76	62.52	15.90	75.04	64.91	99.3
三月	Mar.	30.75	62.50	15.90	75.29	64.91	99.7
四月	Apr.	30.78	62.55	15.91	76.39	65.34	99.7
五月	May	32.26	65.70	16.66	71.38	61.59	99.8
六月	June	32.31	65.76	16.72	71.16	61.59	99.2
七月	July	31.94	64.76	16.51	70.99	61.98	99.5
八月	Aug.	31.71	64.20	16.41	70.36	61.84	99.6
九月	Sept.	31.32	63.34	16.20	72.31	63.13	98.6
十月	Oct.	31.45	63.53	16.26	72.92	63.35	99.2
十一月	Nov.	31.50	63.64	16.30	72.92	63.35	98.9
十二月	Dec.	31.13	62.91	16.11	72.98	63.74	98.9
1929							
一月	Jan.	31.27	63.24	16.04	72.10	63.30	98.8
二月	Feb.	30.79	62.32	15.78	72.82	64.18	99.0
三月	Mar.	30.83	62.29	15.81	71.68	63.89	99.2
四月	Apr.	30.46	61.28	15.48	72.97	64.80	100.1
五月	May	29.48	59.57	15.12	74.75	66.63	99.9
六月	June	28.58	57.73	14.49	75.79	68.23	100.6
七月	July	28.64	57.62	14.59	79.12	69.46	100.1
八月	Aug.	28.56	57.73	14.60	81.08	70.20	100.3
九月	Sept.	27.86	56.30	14.23	83.91	72.50	100.1
十月	Oct.	27.05	54.90	13.74	86.99	74.76	100.6
十一月	Nov.	26.95	54.81	13.70	88.97	75.62	100.3
十二月	Dec.	26.40	53.69	13.43	91.45	77.24	99.2
1930							
一月	Jan.	24.40	49.60	12.52	99.17	83.88	99.9
二月	Feb.	23.68	47.99	12.13	102.65	86.78	99.4
三月	Mar.	23.23	47.05	11.72	104.76	88.66	98.9
四月	Apr.	23.13	46.92	11.91	105.43	88.66	98.9
五月	May	22.08	44.71	11.29	110.70	93.48	100.1
六月	June	18.28	36.96	9.25	132.66	112.55	104.2
七月	July	18.19	36.86	9.25	133.67	113.06	102.9
八月	Aug.	19.06	38.64	9.61	126.36	108.05	101.6
九月	Sept.	19.57	39.67	9.98	124.96	105.25	101.0
十月	Oct.	19.32	39.13	9.86	127.28	106.83	101.0
十一月	Nov.	19.24	38.92	9.83	127.41	107.11	101.5
十二月	Dec.	17.64	35.76	9.01	139.18	116.96	100.9
1931							
一月	Jan.	15.68	31.74	8.00	157.54	131.85	103.0
二月	Feb.	11.36	29.07	7.33	170.58	143.36	102.0
三月	Mar.	15.32	31.37	7.97	157.33	132.58	102.0
四月	Apr.	15.33	31.09	7.83	158.90	134.20	100.7
五月	May	11.97	30.18	7.62	164.04	138.07	101.3
六月	June	14.70	29.81	7.59	165.75	139.83	102.1
七月	July	15.32	30.99	7.76	159.32	134.42	101.1
八月	Aug.	14.78	29.87	7.52	165.40	139.40	102.2
九月	Sept.	15.93	30.64	7.50	160.80	135.07	104.0
十月	Oct.	19.58	31.97	7.88	153.14	126.18	104.0
十一月	Nov.	21.83	34.13	8.46	144.76	118.13	105.8
十二月	Dec.	23.40	33.14	8.23	134.10	114.28	101.8

表六： 上海對外匯率及外匯指數
Table VI. Foreign Exchange Rates and their Index Numbers
in Shanghai

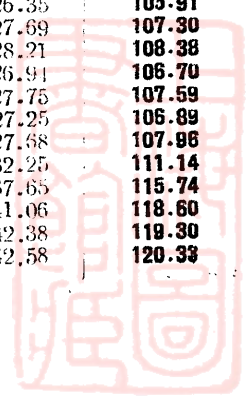
乙. 每月平均(續)
B. Monthly Averages, 1905-1934(Continued)

		英匯匯價	美匯匯價	法匯匯價	日匯匯價	外匯指數	Index Numbers
		Rates on	Rates on	Rates on	Rates on	1930=100	平價Parity=100
		London	New York	Paris	Tokyo		
1932							
一月	Jan.	23.00	32.81	8.19	110.58	106.12	100.6
二月	Feb.	23.01	33.10	8.31	106.07	103.76	100.4
三月	Mar.	21.87	33.01	8.32	98.94	102.10	99.3
四月	Apr.	20.05	31.19	7.86	106.41	109.07	99.7
五月	May	20.00	30.68	7.66	106.90	110.39	100.4
六月	June	19.93	30.23	7.60	101.42	109.06	100.1
七月	July	19.90	29.49	7.42	95.33	108.24	100.2
八月	Aug.	21.11	30.58	7.74	82.18	100.37	100.6
九月	Sept.	21.27	30.77	7.77	78.67	98.93	99.8
十月	Oct.	21.21	30.19	7.62	77.95	99.58	99.2
十一月	Nov.	21.56	29.23	7.41	70.45	98.98	99.7
十二月	Dec.	20.28	27.95	7.00	75.46	103.80	98.9
1933							
一月	Jan.	19.97	27.98	7.05	74.25	93.68	99.2
二月	Feb.	19.97	28.54	7.14	72.93	92.42	100.7
三月	Mar.	20.58	30.26	7.32	73.64	89.67	102.7
四月	Apr.	14.60	21.75	5.21	98.13	89.65	108.1
五月	May	15.02	24.67	5.25	101.98	83.71	108.6
六月	June	15.24	26.29	5.40	101.54	81.59	104.9
七月	July	15.21	29.44	5.35	101.56	78.83	99.4
八月	Aug.	14.99	28.18	5.20	103.61	79.48	98.7
九月	Sept.	15.34	29.73	5.08	108.70	76.29	99.4
十月	Oct.	15.37	30.26	5.02	107.55	76.20	98.4
十一月	Nov.	15.45	33.18	5.24	108.69	73.37	99.4
十二月	Dec.	15.66	33.52	5.40	108.78	72.72	99.4
1934							
一月	Jan.	16.16	34.05	5.41	112.73	79.13	99.1
二月	Feb.	16.45	34.57	5.25	115.43	78.06	100.7
三月	Mar.	16.36	34.77	5.20	115.52	78.41	101.5
四月	Apr.	16.12	34.49	5.18	113.48	79.06	101.2
五月	May	15.33	32.61	4.87	107.56	84.05	103.9
六月	June	15.75	33.13	4.96	110.49	82.02	104.3
七月	July	16.17	34.07	5.10	113.49	79.84	104.2
八月	Aug.	16.56	35.04	5.20	116.30	77.13	106.6
九月	Sept.	17.15	35.70	5.28	119.59	75.30	105.7
十月	Oct.	16.92	34.89	5.19	121.58	76.04	115.1
十一月	Nov.	16.12	33.54	5.01	115.00	79.41	123.7
十二月	Dec.	16.60	34.30	5.10	118.77	77.44	121.9



表六： 上海對外匯率及外匯指數
 Table VI. Foreign Exchange Rates and their Index Numbers
 in Shanghai
 丙. 每週平均
 C. Weekly Averages, 1930-1934

各週計算終止日 Week ending:	英匯匯價	美匯匯價	法匯匯價	日匯匯價	外匯指數
	Rates on	Rates on	Rates on	Rates on	Index Numbers
	London	New York	Paris	Tokyo	1930=100
1930					
一月Jan.	10 24.05	49.23	12.38	99.69	84.60
	17 24.70	50.14	12.58	98.25	82.94
	24 24.54	49.73	12.56	98.86	83.66
	31 24.31	49.30	12.56	99.88	84.45
二月Feb.	7 23.61	47.85	12.01	103.10	87.03
	14 23.88	48.33	12.15	101.69	86.15
	21 23.77	48.16	12.16	102.32	86.33
	28 23.46	47.52	12.16	103.48	87.15
三月Mar.	7 22.95	46.49	11.48	105.50	89.23
	14 23.39	47.25	11.62	104.18	88.13
	21 23.28	47.19	11.79	104.79	88.84
	28 23.30	47.25	11.98	104.75	88.38
四月Apr.	4 23.09	46.80	11.85	105.77	89.48
	11 23.09	46.93	11.92	105.38	88.70
	18 23.21	47.05	11.95	105.08	88.63
	25 23.15	47.00	11.94	105.29	88.66
五月May	2 23.10	46.83	11.87	105.63	88.82
	9 22.95	46.50	11.80	106.52	89.93
	16 22.46	45.49	11.45	108.59	91.78
	23 21.95	44.49	11.26	111.34	93.70
	30 20.94	42.36	10.63	116.35	98.14
六月June	6 18.54	37.55	9.50	126.17	108.60
	13 18.89	38.05	9.34	130.63	110.10
	20 17.90	36.23	9.09	136.46	114.91
	27 17.78	36.00	9.05	137.39	115.87
七月July	4 17.96	36.40	9.21	134.66	113.76
	11 18.03	36.47	9.18	135.67	114.48
	18 18.11	36.73	9.21	134.25	113.25
	25 18.21	36.92	9.27	133.75	113.03
八月Aug.	1 18.64	37.78	9.40	130.00	110.10
	8 18.55	37.77	9.41	131.48	110.60
	15 18.86	38.30	9.53	129.30	108.94
	22 19.44	39.45	9.84	125.65	108.01
	29 19.40	39.03	9.66	127.01	108.96
九月Sept.	5 19.40	39.39	9.76	126.04	106.26
	12 19.47	39.44	9.92	125.40	105.66
	19 19.79	40.08	10.08	123.42	103.93
	26 19.85	40.24	10.16	123.25	103.71
十月Oct.	3 19.35	39.24	9.89	126.70	106.70
	10 19.33	39.14	9.80	126.88	106.77
	17 19.46	39.41	9.98	126.35	105.91
	24 19.27	39.05	9.86	127.69	107.30
	31 19.22	38.93	9.81	128.21	108.38
十一月Nov.	7 19.31	39.18	9.88	126.91	106.70
	14 19.27	38.92	9.86	127.75	107.59
	21 19.26	38.99	9.86	127.25	106.89
	28 19.07	38.50	9.73	127.58	107.96
十二月Dec.	5 18.55	37.56	9.48	132.25	111.14
	12 17.89	36.20	9.13	137.65	115.74
	19 17.34	35.31	8.83	141.06	118.60
	26 17.30	35.05	8.85	142.38	119.30
1931一月Jan.	2 17.11	34.69	8.75	142.58	120.33



表六：上海對外匯率及外匯指數

Table VI. Foreign Exchange Rates and their Index Numbers
in Shanghai

丙. 每週平均(續)

C. Weekly Averages, 1930-1934 (Continued)

各週計算終止日 Week ending:	英匯匯價	美匯匯價	法匯匯價	日匯匯價	外匯指數
	Rates on	Rates on	Rates on	Rates on	Index Numbers
	London	New York	Paris	Tokyo	1930=100
1931					
一月Jan. 9	16.24	32.87	8.31	152.25	127.42
16	15.52	31.31	7.91	160.13	133.83
23	15.40	31.33	7.86	159.15	133.64
30	15.54	31.46	7.91	158.63	133.30
二月Feb. 6	14.91	30.19	7.63	163.40	137.76
13	14.28	28.93	7.33	172.70	144.95
20	13.94	28.13	7.08	176.67	148.56
27	14.32	29.04	7.36	169.54	143.42
三月Mar. 5	14.50	29.38	7.42	168.33	141.78
13	15.47	31.29	7.88	157.33	132.89
20	16.10	32.59	8.56	151.65	127.75
27	15.86	32.10	8.03	153.67	130.03
四月Apr. 3	15.65	31.48	7.96	155.65	131.94
10	15.01	30.59	7.65	161.88	136.67
17	15.38	31.13	7.84	158.29	133.60
24	15.54	31.46	7.94	156.96	132.50
五月May 1	15.40	31.17	7.88	158.48	133.51
8	15.32	31.04	7.82	159.15	134.23
15	15.31	30.94	7.81	159.67	134.76
22	14.90	30.19	7.59	163.90	138.22
29	14.33	28.55	7.29	173.45	145.48
六月June 5	14.09	28.56	7.19	174.25	146.37
12	14.00	28.38	7.24	171.42	145.19
19	14.24	28.84	7.24	171.08	144.46
26	15.10	30.78	7.80	160.40	135.31
七月July 3	16.03	32.50	8.20	151.60	128.28
10	15.80	31.99	8.07	154.75	130.57
17	15.28	30.92	7.74	159.42	134.45
24	15.14	30.56	7.65	161.17	136.11
31	15.07	30.50	7.67	161.92	136.68
八月Aug. 7	15.09	30.53	7.68	161.30	136.25
14	14.65	29.64	7.50	166.75	140.65
21	14.50	29.38	7.41	168.33	141.78
28	14.77	29.92	7.48	165.21	139.32
九月Sept. 4	14.73	29.83	7.44	165.50	139.91
11	14.89	30.43	7.54	163.58	137.88
18	15.00	30.38	7.64	162.50	137.37
25	16.43	31.53	7.61	154.60	130.78
十月Oct. 2	18.60	31.03	7.25	157.80	130.82
9	19.35	31.08	7.58	156.20	129.03
16	19.90	32.51	7.97	151.25	124.38
23	19.78	32.28	8.02	152.54	125.49
30	19.27	32.00	7.93	152.58	126.30
十一月Nov. 6	20.92	33.03	8.15	147.92	121.58
13	23.04	36.38	8.88	135.25	110.69
20	21.85	34.15	8.50	145.88	118.67
27	21.43	32.96	8.30	150.00	121.92
十二月Dec. 4	22.42	31.98	7.98	154.83	124.83
11	23.38	32.21	7.98	153.92	123.47
18	23.76	34.00	8.40	127.50	110.37
25	23.91	33.89	8.40	121.50	108.02
1932-一月Jan. 1	23.55	33.60	8.40	112.75	105.04

表六： 上海對外匯率及外匯指數

Table VI. Foreign Exchange Rates and their Index Numbers in Shanghai

丙. 每週平均(續)

C. Weekly Averages, 1930-1934 (Continued)

各週計算終止日 Week ending:	英匯匯價	美匯匯價	法匯匯價	日匯匯價	外匯指數
	Rates on	Rates on	Rates on	Rates on	Index Numbers
	London	New York	Paris	Tokyo	1930=100
1932					
一月 Jan. 8	23.42	32.81	8.19	108.00	104.76
15	23.18	32.98	8.25	109.00	104.91
22	22.73	32.86	8.19	114.00	107.23
29	22.66	32.59	8.14	111.33	106.66
二月 Feb. 5	22.64	32.39	8.21	110.10	106.58
12	22.72	32.56	8.15	110.44	106.27
19	23.05	33.10	8.26	106.75	104.13
26	23.61	34.33	8.62	97.00	98.25
三月 Mar. 4	23.39	33.90	8.52	96.00	98.70
11	21.95	32.83	8.41	96.80	101.58
18	21.84	32.98	8.28	98.50	102.18
25	21.41	32.46	8.17	100.25	103.63
四月 Apr. 1	20.75	32.89	8.20	103.13	104.64
8	20.25	31.95	7.96	105.92	107.86
15	19.88	31.41	7.87	107.08	109.12
22	19.88	31.30	7.85	106.79	109.27
29	20.18	30.05	7.77	105.83	110.84
五月 May 6	19.80	30.19	7.59	110.25	112.44
13	19.95	30.65	7.61	108.33	110.79
20	20.39	31.24	7.82	103.50	107.93
27	19.92	30.55	7.63	105.33	109.86
六月 June 3	19.94	30.79	7.65	107.08	110.31
10	20.02	30.78	7.67	106.70	110.20
17	20.01	30.55	7.67	105.17	109.73
24	20.11	30.27	7.60	99.92	108.38
七月 July 1	19.57	29.33	7.46	93.90	108.39
8	19.63	29.31	7.29	97.20	109.56
15	19.96	29.57	7.40	95.04	108.02
22	20.03	29.65	7.48	95.00	107.76
29	19.96	29.42	7.52	94.08	107.86
八月 Aug. 5	20.41	29.86	7.54	92.50	106.38
12	20.99	30.42	7.68	87.75	103.05
19	21.21	30.70	7.76	81.67	100.21
26	21.35	30.83	7.78	74.67	97.26
九月 Sept. 2	21.57	31.11	7.93	74.29	96.17
9	21.63	31.40	7.92	75.21	96.02
16	21.31	30.91	7.82	78.55	98.70
23	21.09	30.49	7.70	80.08	99.87
30	21.03	30.28	7.65	80.83	100.70
十月 Oct. 7	21.07	30.30	7.69	77.88	99.48
14	21.12	30.34	7.65	79.75	100.23
21	21.15	30.22	7.67	78.80	99.92
28	21.50	29.88	7.47	75.36	99.02
十一月 Nov. 4	21.67	29.79	7.45	72.04	97.94
11	21.72	29.89	7.55	69.42	96.57
18	21.54	29.71	7.47	70.00	97.56
25	21.59	29.44	7.42	69.08	97.56
十二月 Dec. 2	21.29	27.34	7.14	71.71	102.97
9	20.93	28.98	7.07	72.58	100.55
16	20.56	27.97	7.07	75.04	101.99
23	20.00	27.69	6.98	76.88	103.73
30	19.61	27.17	6.86	77.35	106.73

表六：上海對外匯率及外匯指數

Table VI. Foreign Exchange Rates and their Index Numbers
in Shanghai

丙. 每週平均(續)

C. Weekly Averages, 1930-1934 (Continued)

各週計算終止日 Week ending: 1933	英 匯 匯 價	美 匯 匯 價	法 匯 匯 價	日 匯 匯 價	外 匯 指 數
	Rates on	Rates on	Rates on	Rates on	Index Numbers
	London	New York	Paris	Tokyo	1930=100
一月 Jan. 6	19.83	27.56	6.92	74.33	94.51
13	19.94	27.85	7.03	74.06	93.92
20	19.99	27.96	7.04	74.00	93.75
27	20.00	28.11	7.11	74.50	93.96
二月 Feb. 3	20.10	28.44	7.16	74.35	92.98
10	19.84	28.27	7.13	75.29	93.86
17	19.68	28.18	7.10	74.17	93.68
24	20.18	28.88	7.16	71.17	90.90
三月 Mar. 3	20.18	28.81	7.17	71.08	90.88
10	20.74	32.08	7.30	75.29	88.54
17	20.79	30.50	7.42	72.50	89.23
24	20.41	29.23	7.30	73.42	91.09
31	20.39	29.21	7.27	73.33	91.12
四月 Apr. 7	20.24	29.02	7.22	74.01	92.06
14	14.37	20.41	5.09	95.94	93.06
21	14.59	22.15	5.18	99.13	88.66
28	14.97	23.74	5.41	100.88	85.20
五月 May 5	15.22	24.53	5.28	102.13	83.64
12	15.11	24.82	5.28	103.75	83.29
19	14.75	24.22	5.17	101.28	84.91
26	14.96	24.31	5.26	101.71	84.29
六月 June 2	15.04	25.00	5.24	102.05	83.30
9	15.11	25.51	5.36	102.00	82.53
16	15.47	26.48	5.44	102.17	80.95
23	15.23	26.27	5.42	101.42	81.71
30	15.13	26.91	5.38	100.58	81.43
七月 July 7	15.13	28.14	5.36	100.94	80.04
14	15.19	29.67	5.33	101.38	78.48
21	15.40	30.77	5.39	102.50	76.94
28	15.10	29.19	5.30	101.42	79.05
八月 Aug. 4	15.05	28.25	5.27	102.00	79.85
11	15.05	28.23	5.23	103.16	79.45
18	14.86	27.65	5.17	103.25	80.97
25	14.99	28.28	5.22	104.31	79.12
九月 Sept. 1	14.99	28.51	5.10	105.35	78.75
8	15.21	28.80	5.05	108.15	77.29
15	15.27	29.11	5.15	108.79	76.88
22	15.43	30.58	5.09	109.21	75.36
29	15.35	30.43	5.02	108.63	75.80
十月 Oct. 6	15.44	30.69	5.04	108.79	75.44
13	15.34	30.00	5.05	108.25	76.18
20	15.28	28.99	5.09	107.79	77.26
27	15.29	29.67	5.16	105.96	77.13
十一月 Nov. 3	15.50	31.96	5.12	106.96	74.82
10	15.65	32.14	5.17	108.02	74.18
17	15.49	33.54	5.21	109.29	72.98
24	15.30	33.51	5.24	109.04	73.23
十二月 Dec. 1	15.35	33.54	5.35	108.42	73.23
8	15.58	33.80	5.42	108.35	72.82
15	15.56	33.25	5.38	108.33	73.24
22	15.59	33.47	5.37	108.50	73.00
29	15.89	33.94	5.42	109.63	72.07

表六： 上海對外匯率及外匯指數
Table VI. Foreign Exchange Rates and their Index Numbers
in Shanghai


丙. 每週平均(續)
C. Weekly Averages, 1930-1934 (Continued)

各週計算終止日 Week ending: 1934	英匯匯價	美匯匯價	法匯匯價	日匯匯價	外匯指數
	Rates on	Rates on	Rates on	Rates on	Index Numbers
	London	New York	Paris	Tokyo	1930=100
一月 Jan. 5	15.96	34.04	5.44	110.17	79.74
12	16.05	34.13	5.50	111.71	79.17
19	16.30	34.47	5.44	114.23	78.17
26	16.25	33.79	5.35	113.83	79.14
二月 Feb. 2	16.24	33.80	5.31	113.73	79.24
9	16.29	33.77	5.26	113.67	79.34
16	16.36	31.31	5.25	114.54	78.53
23	16.60	35.20	5.27	117.04	77.01
三月 Mar. 2	16.53	35.00	5.23	116.48	77.48
9	16.44	34.80	5.20	115.94	77.99
16	16.52	35.26	5.25	116.46	77.38
23	16.27	34.55	5.19	114.96	78.61
30	16.21	34.46	5.17	114.72	78.85
四月 Apr. 6	16.20	34.80	5.23	114.72	78.46
13	16.49	34.89	5.22	114.63	78.18
20	16.09	34.55	5.17	113.85	79.08
27	15.69	33.71	5.10	110.73	81.12
五月 May 4	15.05	32.17	4.77	105.50	85.42
11	15.31	32.51	4.86	107.21	84.28
18	15.30	32.57	4.87	107.29	84.15
25	15.50	33.05	4.92	109.03	83.01
六月 June 1	15.49	32.76	4.92	108.75	83.34
8	15.52	32.72	4.93	108.67	83.14
15	15.64	32.95	4.94	109.75	82.41
22	15.70	33.07	4.93	110.10	82.19
29	16.06	33.79	5.04	112.61	80.43
七月 July 5	16.33	34.36	5.12	114.66	79.08
13	16.23	34.25	5.11	113.79	79.47
20	16.18	33.99	5.09	113.52	78.85
27	16.07	33.80	5.10	112.90	80.31
八月 Aug. 3	16.16	33.74	5.10	113.31	80.16
10	16.55	34.89	5.17	116.13	77.69
17	16.58	35.31	5.24	117.02	76.93
24	16.58	35.21	5.22	116.44	77.16
31	16.70	35.21	5.20	116.85	77.01
九月 Sept. 7	17.15	35.58	5.27	118.94	75.53
14	17.01	35.48	5.24	118.51	75.87
21	17.06	35.59	5.28	118.94	75.60
28	17.33	36.04	5.33	121.38	74.85
十月 Oct. 5	17.60	36.23	5.39	125.50	73.24
12	17.84	36.34	5.44	126.98	72.67
19	17.18	35.51	5.26	123.96	74.75
26	15.94	32.97	4.90	115.71	80.30
十一月 Nov. 2	16.01	33.22	4.95	114.71	80.08
9	15.98	33.23	4.97	113.96	80.18
16	16.31	34.00	5.07	116.21	78.45
23	16.08	33.50	5.01	115.23	79.56
30	16.16	33.56	5.02	114.92	79.38
十二月 Dec. 7	16.44	33.96	5.05	117.04	78.18
14	16.80	34.64	5.12	119.79	76.69
21	16.45	34.22	5.11	118.83	77.56
28	16.64	34.20	5.09	118.63	77.45

表七： 中國進出口物量物價與物物交易率指數

Table VII Index Numbers of Quantities and Prices of Imports and Exports and of Barter Terms of Trade in China
1867--1934, 1913=100

	物量指數 Quantity Indices		物價指數 Price Indices		物物交易率指數 Indices of Barter Terms of Trade	
	進口 Import Qi	出口 Export Qe	進口 Import Pi	出口 Export Pe	總交易率 Gross Qe/Qi	淨交易率 Net Pi/Pe
	1867	24.7	31.9	46.9	45.1	129.1
1868	25.4	33.7	46.9	51.7	132.7	90.7
1869	26.4	35.4	47.9	47.8	134.1	100.2
1870	25.9	33.3	46.7	46.1	128.6	101.3
1871	28.1	39.4	47.4	47.2	140.2	100.4
1872	27.9	43.3	45.8	48.7	155.2	95.2
1873	27.3	39.1	46.3	49.6	143.2	93.3
1874	31.5	40.1	38.5	45.9	127.3	83.9
1875	33.8	42.2	35.3	40.6	124.9	86.9
1876	36.3	42.8	33.8	47.1	117.9	71.8
1877	36.1	40.8	35.5	40.8	113.0	87.0
1878	34.9	41.4	35.7	40.2	118.6	88.8
1879	40.8	43.2	35.2	41.3	105.9	85.2
1880	36.2	47.2	38.3	41.1	130.4	93.2
1881	40.8	43.5	39.6	40.5	106.6	97.8
1882	36.4	45.9	37.6	36.2	126.1	103.9
1883	35.0	47.2	37.1	36.8	134.9	100.8
1884	34.5	50.6	37.1	32.9	146.7	112.8
1885	40.5	47.6	38.1	33.9	117.5	112.4
1886	35.3	54.2	43.3	35.3	153.5	122.7
1887	41.6	41.2	43.0	51.8	99.0	83.0
1888	50.3	43.6	43.6	52.4	86.7	83.7
1889	44.0	45.2	44.3	53.3	102.7	83.1
1890	54.8	42.0	40.7	51.5	76.6	79.0
1891	60.8	47.9	38.7	52.3	78.8	74.0
1892	59.9	49.8	39.6	51.4	83.1	77.0
1893	59.4	47.2	44.7	50.8	96.3	88.0
1894	45.3	60.1	62.8	52.8	132.7	118.9
1895	45.8	66.3	66.1	53.5	144.8	123.6
1896	53.2	56.4	67.1	57.7	106.0	116.3
1897	49.7	61.6	71.8	66.1	123.9	108.6
1898	51.3	63.4	71.9	62.3	123.6	115.4
1899	69.2	62.5	67.2	78.0	90.3	86.2
1900	49.5	54.9	74.8	72.1	110.9	103.7
1901	62.5	59.8	75.3	70.6	95.7	106.7
1902	70.9	65.1	78.0	81.7	91.8	95.5
1903	65.1	59.8	88.3	89.0	91.9	99.2
1904	69.2	64.0	87.2	92.7	92.5	94.1
1905	96.6	62.5	81.2	90.4	64.7	89.8
1906	95.3	64.6	75.4	90.6	67.8	83.2
1907	88.7	67.1	82.3	97.6	75.6	84.3
1908	72.7	73.0	95.4	94.1	100.4	101.4
1909	77.1	92.9	95.1	90.5	120.5	105.1
1910	79.2	102.9	102.5	91.8	129.9	111.7
1911	80.9	102.1	102.2	91.5	126.2	111.7
1912	82.8	103.8	100.0	88.6	125.4	112.9
1913	100.0	100.0	100.0	100.0	100.0	100.0
1914	91.6	83.8	108.9	105.4	91.5	103.3
1915	70.3	95.5	113.0	107.8	137.1	104.8
1916	73.7	102.3	122.4	117.0	138.8	104.6
1917	73.4	108.3	131.0	106.2	147.5	123.4
1918	66.1	105.5	147.0	114.5	159.6	128.4
1919	75.4	140.0	150.2	112.0	185.7	134.1
1920	75.9	119.3	175.7	112.9	157.2	155.6



表七： 中國進出口物量物價與物物交易率指數(續)

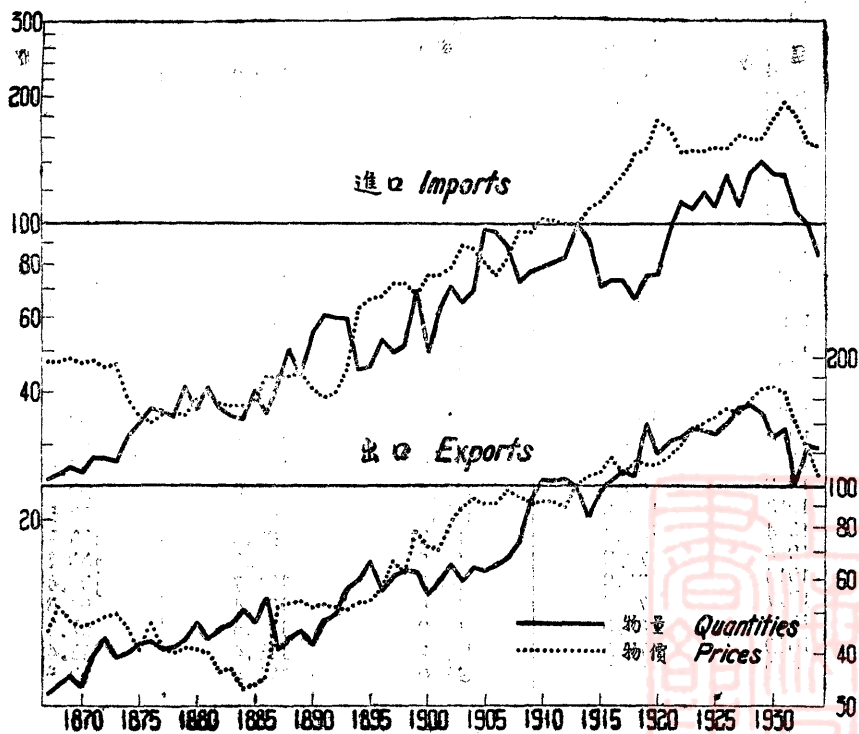
Table VII Index Numbers of Quantities and Prices of Imports and Exports and of Barter Terms of Trade in China (Continued)
1867-1934, 1913=100

	物量指數 Quantity Indices		物價指數 Price Indices		物物交易率指數 Indices of Barter Terms of Trade	
	進口 Import Qi	出口 Export Qe	進口 Import Pi	出口 Export Pe	總交易率 Gross Qe/Qi	淨交易率 Net Pi/Pe
1921	94.7	126.9	167.4	117.6	134.0	142.3
1922	112.6	130.5	146.8	124.7	115.9	117.7
1923	108.5	137.3	148.7	136.3	126.5	109.1
1924	119.6	136.6	148.8	141.2	114.2	105.4
1925	109.9	132.9	151.0	145.9	120.9	103.5
1926	130.7	141.1	150.8	152.8	108.0	98.7
1927	109.9	154.1	161.7	148.9	140.2	108.6
1928	131.7	156.1	159.1	158.4	118.5	100.4
1929	140.1	148.9	158.1	169.8	106.3	93.1
1930	131.3	130.8	174.7	170.4	99.6	102.5
1931	130.1	136.2	192.9	166.3	104.7	116.0
1932	106.2	100.6	180.1	140.0	94.7	128.6
1933	99.2	124.7	154.8	121.4	125.7	127.5
1934*	84.1	124.2	154.5	106.3	150.2	145.4

* 暫編數 Provisional

圖五 中國進出口物量物價指數

CHART V INDEX NUMBERS OF QUANTITIES AND PRICES OF IMPORTS AND EXPORTS IN CHINA
1867-1934 1913=100



表八：中國進出口物量物價調節指數

Table VIII Adjusted Index Numbers of Quantities and Prices of Imports & Exports in China
長期趨勢線 (Ordinate of trend)=100

	物量指數 Quantity Indices		物價指數 Price Indices	
	進口 Import	出口 Export	進口 Import	出口 Export
1867	92.5	72.3	111.9	99.8
1868	93.4	78.0	113.8	115.7
1869	95.0	83.5	118.0	108.1
1870	91.2	79.7	116.2	105.3
1871	96.6	95.6	119.1	108.5
1872	93.9	106.4	115.9	113.9
1873	89.8	97.0	117.8	115.3
1874	101.0	100.5	98.2	107.0
1875	105.0	106.0	90.1	94.6
1876	110.7	108.1	86.2	109.5
1877	107.4	103.0	89.9	94.9
1878	101.2	104.5	89.7	92.8
1879	115.6	108.8	87.8	94.7
1880	99.7	118.0	94.3	93.4
1881	109.4	108.2	96.4	91.0
1882	95.0	112.8	90.0	80.6
1883	89.1	114.8	87.1	80.7
1884	85.6	121.6	85.3	71.1
1885	97.8	112.5	85.8	72.0
1886	82.9	126.0	95.4	73.1
1887	95.2	93.8	92.5	106.1
1888	112.0	97.3	91.4	105.0
1889	95.4	98.7	90.2	104.5
1890	115.9	89.6	80.6	98.7
1891	124.8	99.6	74.4	97.8
1892	119.8	100.8	73.9	94.0
1893	115.8	112.8	80.8	90.4
1894	86.0	115.4	110.0	91.5
1895	84.8	123.5	112.0	90.2
1896	95.7	102.0	110.0	94.6
1897	87.2	108.1	114.0	105.6
1898	87.7	107.8	110.3	96.6
1899	115.3	102.5	99.7	117.5
1900	80.4	87.6	107.2	105.4
1901	98.8	92.4	104.3	100.1
1902	109.2	97.3	104.1	112.7
1903	97.9	86.5	113.9	119.0
1904	101.5	89.6	108.7	120.2
1905	138.2	84.6	97.8	113.7
1906	132.9	84.7	87.8	110.5
1907	120.7	84.9	92.6	114.6
1908	96.5	89.5	103.6	108.0
1909	100.0	110.2	99.8	100.8
1910	100.3	118.0	104.0	99.1
1911	99.9	113.3	100.2	95.8
1912	99.9	111.4	94.8	90.1
1913	117.8	103.8	91.7	98.6
1914	105.4	84.2	96.5	100.9
1915	79.2	93.9	97.0	100.1
1916	81.0	96.3	101.7	105.4
1917	78.9	99.6	105.4	93.0
1918	69.5	93.2	114.5	97.3
1919	77.5	119.9	113.4	92.4
1920	76.3	98.9	128.4	90.5



表八： 中國進出口物量物價調節指數(續)


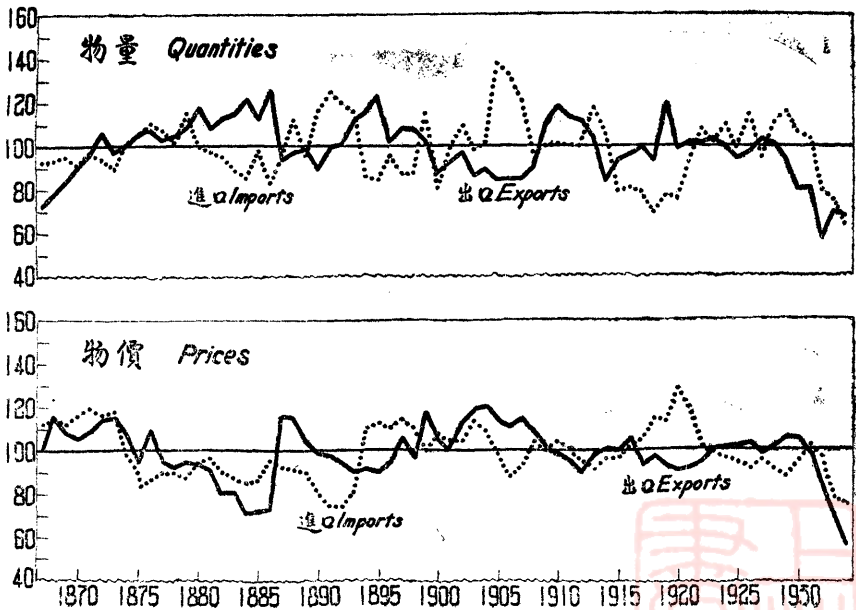
Table VIII Adjusted Index Numbers of Quantities and Prices of Imports & Exports in China (Continued)
長期趨勢線 (Ordinate of trend)=100

	物量指數 Quantity Indices		物價指數 Price Indices	
	進口	出口	進口	出口
	Import	Export	Import	Export
1921	93.0	102.0	118.6	91.5
1922	108.2	101.7	100.8	94.4
1923	102.1	103.8	99.1	100.2
1924	110.1	100.2	96.2	100.9
1925	99.0	94.5	94.7	101.4
1926	115.1	97.4	91.8	103.2
1927	94.8	103.3	95.6	98.0
1928	111.3	101.6	91.3	101.3
1929	116.0	94.2	88.2	105.7
1930	106.5	80.7	84.7	105.2
1931	103.3	81.4	101.7	98.1
1932	79.8	57.6	96.2	83.2
1933	75.6	70.4	77.2	68.0
1934*	63.7	68.7	76.8	56.7

* 暫編數 Provisional

圖六 中國進出口物量物價指數

CHART VI ADJUSTED INDEX NUMBERS OF QUANTITIES AND PRICES OF IMPORTS AND EXPORTS IN CHINA
長期趨勢線 (ORDINATE OF TREND) = 100





附 錄
Appendices



附錄一： 中國批發物價指數
Appendix I Index Numbers of Commodity Prices at
 Wholesale in China

	上 海 1 Shanghai (1926=100)	華 北 2 North China (1926=100)	廣 州 3 Canton (1926=100)	漢 口 4 Hankow (1930=100)
1913		67.18	57.8	
1914		66.89	59.9	
1915		68.78	64.4	
1916		74.19	68.7	
1917		79.95	71.3	
1918		82.21	74.4	
1919		81.07	77.4	
1920		88.92	76.6	
1921	104.6	88.91	81.0	
1922	98.6	86.40	85.1	
1923	102.0	90.35	88.6	
1924	97.9	93.61	94.0	
1925	99.3	97.28	99.9	
1926	100.0	100.00	100.0	
1927	104.4	103.02	100.0	
1928	101.7	107.98	96.8	
1929	104.5	111.08	96.7	
1930	114.8	115.85	101.4	100.0
1931	126.7	122.55	112.6	114.5
1932	112.4	113.36	113.0	112.4
1933	103.8	100.59	102.6	98.9
1934	97.1	91.78		89.0
1934				
一 月 Jan.	97.2	91.62	95.8	89.6
二 月 Feb.	98.0	92.08	95.6	89.8
三 月 Mar.	96.6	91.09	92.3	86.9
四 月 Apr.	94.6	89.18	97.6	86.9
五 月 May	94.9	89.38	98.2	86.1
六 月 June	95.7	89.47	91.4	86.0
七 月 July	97.1	90.91	91.9	87.5
八 月 Aug	99.8	94.81	91.3	94.4
九 月 Sept.	97.3	92.54	90.6	90.7
十 月 Oct.	96.1	92.26	89.5	89.6
十一 月 Nov.	98.3	93.03	86.9	88.4
十二 月 Dec.	99.0	95.03		91.6

1 國定稅則委員會編 Compiled by National Tariff Commission

2 南開大學經濟研究所編 Compiled by Nankai Institute of Economics

3 廣東省調查統計局編 Compiled by Kwangtung Provincial Statistical Bureau

4 實業部編 Compiled by the Ministry of Industries



附錄二：上海輸出入物價指數¹
Appendix II Index Numbers of Import and Export Prices
 in Shanghai,
 1926=100

	原 料 Raw Materials					生產品 Producers' Goods	消費品 Consumers' Goods	總指數 General Index
	農 產 Agricultural Products	動物產 Animal Products	林 產 Forest Products	礦 產 Mineral Products	平 均 Average			
輸 入 Import Price Indices								
1926	100.0		100.0	100.0	100.0	100.0	100.0	100.0
1927	114.7		109.0	120.6	115.6	104.9	104.9	107.3
1928	119.9		102.8	105.2	115.5	105.4	96.8	102.6
1929	127.7		106.6	101.0	120.3	110.6	102.0	107.7
1930	151.1		121.7	116.9	141.6	128.1	120.7	126.7
1931	159.2		147.1	136.8	153.5	160.2	145.7	150.2
1932	138.4		120.2	111.0	131.2	153.7	140.1	140.2
1933	131.1		110.6	104.1	123.8	152.6	130.0	132.3
1934	123.4		109.2	107.4	118.9	147.2	133.3	132.1
1934								
一月Jan.	115.0		102.9	114.1	113.9	146.9	127.0	127.1
二月Feb.	124.1		103.1	112.9	120.1	151.1	129.7	130.9
三月Mar.	118.4		103.1	109.2	115.3	150.0	128.2	128.7
四月Apr.	117.4		101.4	106.5	113.9	148.7	130.3	129.3
五月May	121.8		105.8	106.5	117.3	150.6	132.6	131.8
六月June	124.3		105.8	103.5	118.5	150.1	131.6	131.5
七月July	131.1		112.5	102.5	123.5	146.2	134.8	138.9
八月Aug	128.4		118.5	103.6	122.3	145.8	139.5	136.3
九月Sept.	124.1		114.5	105.0	119.3	144.4	138.1	134.5
十月Oct.	117.9		113.0	106.6	115.1	144.0	134.2	131.1
十一月Nov.	128.5		115.4	108.5	123.2	144.7	136.9	134.8
十二月Dec.	129.9		114.1	110.1	124.5	143.6	137.0	135.0
輸 出 Export Price Indices								
1926	100.0	100.0	100.0	100.0	100.0	100.0	100.0	100.0
1927	105.3	102.0	100.2	119.7	106.6	106.5	104.4	106.1
1928	106.8	106.0	94.4	104.9	106.0	104.0	101.6	104.5
1929	109.6	108.3	93.1	99.2	107.5	103.6	102.0	105.2
1930	115.9	106.7	96.0	114.5	113.8	102.6	104.0	108.3
1931	107.0	107.3	107.9	132.7	110.6	96.1	117.6	107.5
1932	95.7	80.8	99.9	109.8	95.6	73.1	104.5	90.4
1933	85.8	80.0	89.5	108.3	88.2	67.5	89.3	82.0
1934	73.7	79.8	84.8	115.9	80.7	52.3	80.3	71.8
1934								
一月Jan.	70.6	81.9	89.4	114.8	78.9	54.1	82.0	71.8
二月Feb.	73.3	84.9	86.3	114.4	81.0	58.1	82.7	74.2
三月Mar.	70.5	81.6	89.3	112.7	78.5	53.9	80.8	71.3
四月Apr.	66.3	78.9	86.1	113.4	75.2	51.4	77.2	68.2
五月May	71.5	77.5	82.4	117.1	68.9	52.1	74.6	69.7
六月June	72.2	79.2	81.6	115.1	79.4	51.0	85.6	71.8
七月July	72.4	80.2	83.8	116.2	79.9	49.7	82.2	70.9
八月Aug	80.5	78.4	86.8	116.2	85.3	52.2	81.5	74.2
九月Sept.	75.2	79.2	84.0	114.2	81.4	50.8	79.6	71.5
十月Oct.	73.9	79.4	83.9	114.8	80.6	48.7	78.6	70.3
十一月Nov.	76.3	78.5	83.1	117.9	82.6	50.3	79.8	72.0
十二月Dec.	81.8	78.4	81.0	123.4	87.0	54.7	78.9	75.3

附錄三：中國生活費指數

Appendix III Index Numbers of The Cost of Living in China

	上 海 1 Shanghai (1926=100)	天 津 2 Tientsin (1926=100)	北 平 3 Peiping (1927=100)
1926	100.0	100.00	102.0
1927	106.7	105.60	100.0
1928	102.5	109.51	101.6
1929	107.9	115.67	106.5
1930	121.8	118.81	109.6
1931	125.9	113.80	95.8
1932	119.1	105.55	91.2
1933	107.2	92.48	81.0
1934	106.1	89.70	79.5
1934			
一 月 Jan.	101.8	89.47	77.3
二 月 Feb.	103.5	90.15	78.8
三 月 Mar.	98.9	88.73	76.6
四 月 Apr.	99.0	86.94	79.2
五 月 May	98.5	86.50	74.8
六 月 June	98.5	85.21	75.1
七 月 July	106.9	85.45	78.7
八 月 Aug.	115.7	96.84	85.6
九 月 Sept.	118.1	95.67	85.2
十 月 Oct.	113.3	91.96	83.8
十一 月 Nov.	103.8	90.96	79.3
十二 月 Dec.	110.4	95.00	79.5

1. 國定稅則委員會編 Compiled by National Tariff Commission
2. 南開大學經濟研究所編 Compiled by Nankai Institute of Economics
3. 國立中央研究院社會科學研究所編 Compiled by Institute of Social Science, Academia Sinica.



附錄四：上海金融統計

Appendix IV Money Market

	銀價 Silver Prices (Spot)		上海標金 Gold Bar	上海拆息 Native	上海銀行清算額 Bank Clearing in Shanghai			上海銀貨淨 移 出 (-)入 (+) Silver Movement to (+) and from (-) Shanghai	上海 各銀行庫存 Silver Stocks in Banks of Shanghai	上海各銀行 兌換券發行 Notes Issued by Modern Banks in Shanghai
	倫 敦	紐 約	Prices in Shanghai	Interest Rates in Shanghai	錢業公單 Native Banks	票據交換 Modern Banks	合計 Total			
	London	New York								
	每盎司 合便士 per ounce d.	每盎司 合美金元 per ounce G. \$	每條 合國幣元 per bar \$							
1913	27.56	.6124	504.5	.046						
1914	25.25	.5633	559.0	.066						
1915	23.63	.5106	592.6	.035						
1916	31.38	.6715	486.3	.121						
1917	40.81	.8400	383.5	.138					47,298	
1918	47.53	.9845	324.3	.203					49,827	
1919	57.03	1.1209	277.9	.230					51,342	
1920	61.41	1.0194	294.3	.227					78,768	
1921	36.72	.6310	473.0	.175					81,775	
1922	34.41	.6793	437.5	.155					86,185	
1923	31.94	.6524	459.7	.218				+ 26,795	64,217	
1924	33.97	.6711	385.2	.179				+ 40,342	85,472	
1925	32.09	.6941	370.6	.075	33,560		33,560	+ 78,966	135,551	
1926	28.69	.6243	469.4	.150	42,468		42,468	+ 56,152	153,704	
1927	26.63	.5668	520.1	.077	35,499		35,499	+ 77,031	157,010	
1928	26.75	.5849	497.3	.134	41,476		41,676	+ 144,074	145,160	101,735
1929	24.47	.5331	541.3	.149	47,126		47,126	+ 154,382	222,090	128,933
1930	17.66	.3846	766.9	.067	59,970		59,970	+ 27,920	263,884	172,921
1931	14.59	.2901	1,018.0	.133	75,022		75,022	- 24,179	253,107	265,187
1932	17.84	.2749	1,008.7	.111	51,301		51,301	+ 147,860	357,545	229,706
1933	18.15	.3501	901.19	.057	39,065	6,577	45,642	+ 65,399	457,015	288,475
1934	21.20	.4817	976.87	.092	42,540	10,706	53,246	- 232,466	515,064	353,262
1934										
一 月 Jan.	19.35	.4444	690.91	.055	37,039	9,737	46,776	+ 1,789	561,166	339,959
二 月 Feb.	20.11	.4554	703.89	.008	33,487	10,700	44,187	+ 1,696	567,169	340,309
三 月 Mar.	20.27	.4608	955.24	.017	32,824	8,726	41,550	- 12,385	571,231	317,347
四 月 Apr.	19.62	.4572	967.14	.044	39,303	9,475	48,778	+ 11,454	601,644	313,629
五 月 May	19.24	.4445	1,023.17	.069	43,148	9,723	52,871	+ 2,178	593,479	319,746
六 月 June	19.94	.4540	1,008.58	.071	44,217	10,197	54,414	- 8,875	586,822	341,045
七 月 July	20.51	.4660	987.33	.052	41,386	10,988	52,374	- 19,058	573,992	349,553
八 月 Aug.	21.35	.4931	957.16	.088	48,699	11,196	59,895	- 65,845	518,545	345,554
九 月 Sept.	21.87	.4949	942.40	.116	46,339	11,236	57,575	- 42,168	461,253	365,591
十 月 Oct.	23.56	.5231	956.35	.074	49,187	11,728	60,915	- 37,378	418,252	384,479
十一 月 Nov.	24.20	.5416	990.03	.193	47,783	11,820	59,603	- 36,356	381,748	404,836
十二 月 Dec.	24.41	.5448	981.34	.322	47,072	12,946	60,018	- 27,518	345,371	411,631

一
二
三
四
五
六
七
八
九
十
十一
十二




附錄五： 上海證券指數
Appendix V Index Numbers of Bonds and Stocks in Shanghai

	債 券 指 數 1	股 票 指 數 2
	Domestic Bond Index	Stock Index
	投資利息一分=100 10% interest=100	民國二十年七月末=100 End of July, 1931=100
1928	69.62	
1929	80.95	
1930	68.03	
1931	62.29	
1932	49.12	79.21
1933	71.97	71.46
1934	96.73	65.31
1934		
一 月 Jan.	80.25	70.30
二 月 Feb.	86.23	69.75
三 月 Mar.	90.19	68.70
四 月 Apr.	93.19	66.86
五 月 May	91.18	66.06
六 月 June	98.10	65.75
七 月 July	111.80	64.53
八 月 Aug.	107.03	63.45
九 月 Sept.	99.95	63.39
十 月 Oct.	100.10	62.71
十一 月 Nov.	102.87	62.02
十二 月 Dec.	98.86	60.25

1. 上海新華信託儲蓄銀行編 Compiled by the Sinhua Trust & Savings Bank

2. 新豐洋行編 Compiled by the Swan, Culbertson & Fritts



上海图书馆藏书



A541 212 0016 6034B



