







54 3 6
P. 100
V. 100

Natürliche
Abbildung
der
merkwürdigsten
WÜRMER
nach ihren
Geschlechtern

fortgesetzt
von J. E. W. Herlet
gezeichnet
von D. F. Sötzmann
Berlin bey G. A. Lange
1787.




CL 45

B67

1780

[23.9, plates]


SCNRE





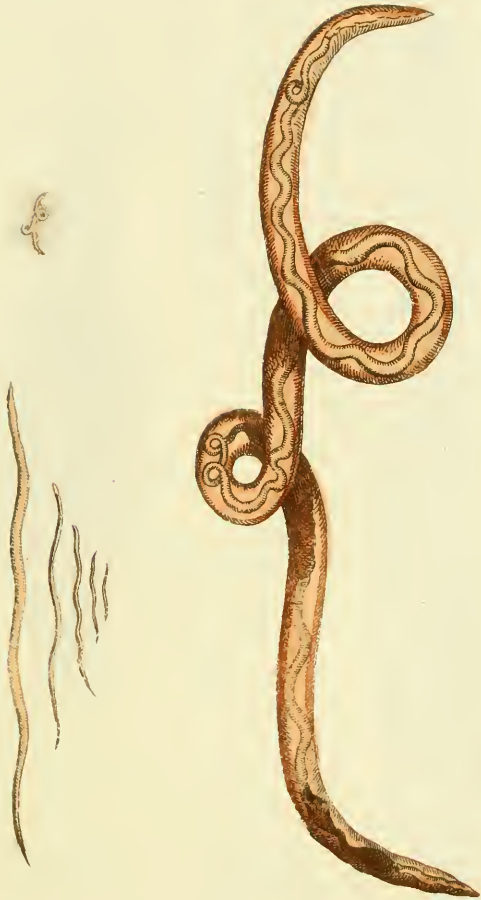
1. 2. Gordius intestinalis , der Eingeweid-Fadenwurm.
 3. 6. Harangum , „ Heringsfadenwurm .

DSI



Ascaris Papillosum,

der Warzenwurm.



Lumbricus Terrestris, Lin: der Erdregenwurm .



1. 2. *Fauciola hepatica*, Lin:

der Leberwurm.

1. - 4. " *lucii*, "

das langhälligte Doppellock.



Sipunculus saccatus, Linn:
die Sacksprütze.




Fig. 1. Hirudo Medicinalis, Linn. *der gemeine Blutigel.*
2. a. *Geometra*, *der Spannenmescher.*





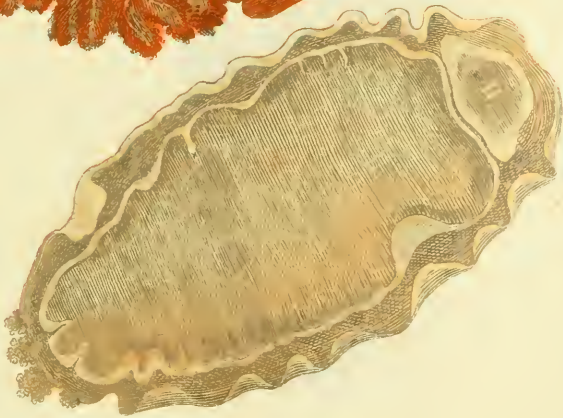
Mixine Glutinosa, Lin.
der Fischwurm.



Limax Ater, Lin.
die Waldschnecke.



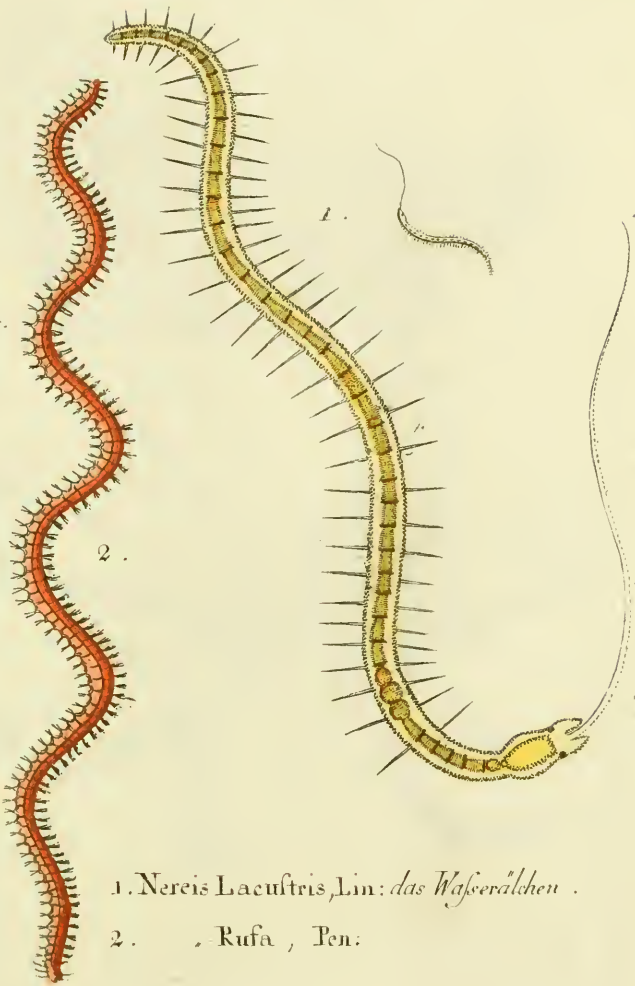
Iaplyfia Depilans, Lin.
der Verhzarer .



Doris Argo, Lin.
der rothe Argus.



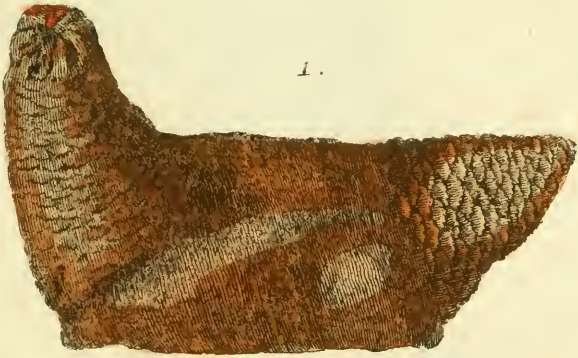
Aphrodita Aculeata, Lin. *der Stachelrücken.*



1. Nereis Lacustris , Lin : das Wasserälchen .

2 . . . Rufa , Pen :

1.



2.

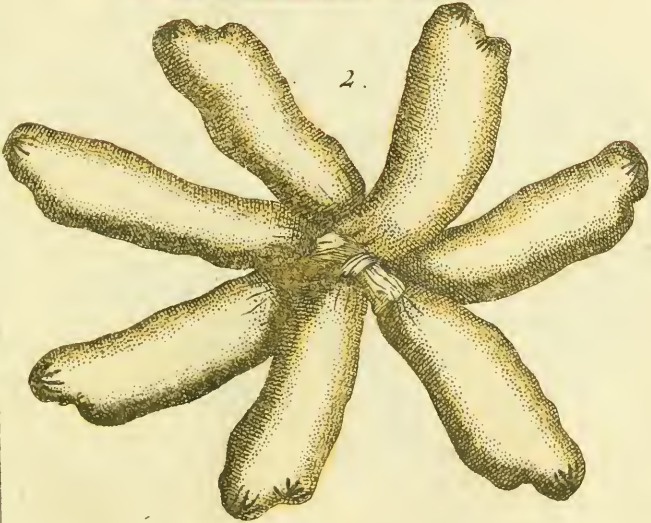
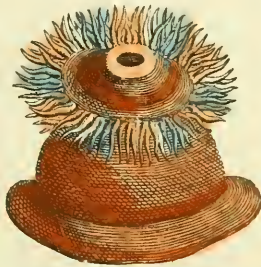



Fig. 1. *Alcidia Rustica*, Lin. *die Cylinder-scheide* .
. 2. *Intestinalis*, *die Darmscheide* .

1.



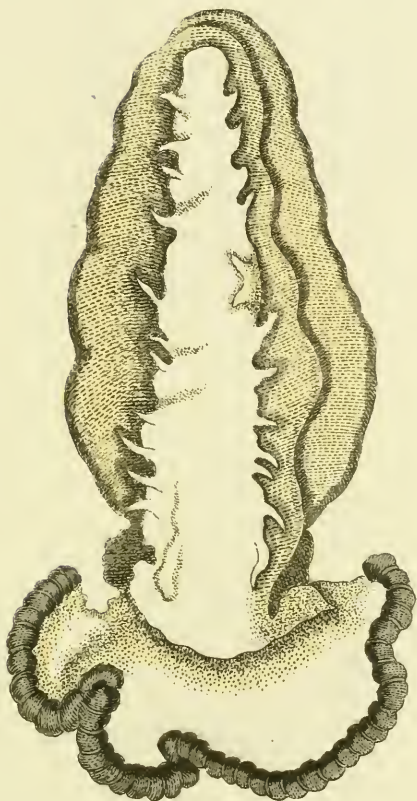
2.



1. Actinia Senilis, Lin: die Austernessel .

2. „ Felina, „ . Kronennessel.





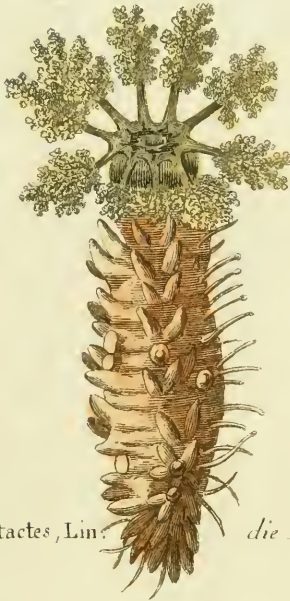
Tethys Fimbria, Lin.
das Kerbenmaul.





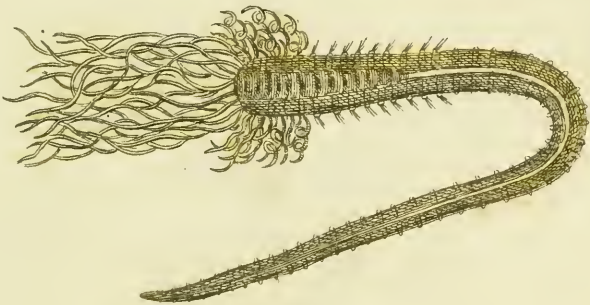
Holothuria
der

Fronofa , Lin :
Seebeutel .



Holothuria Pentactes, Lin.

die Rippenblase.



Terebella Plumosa, Müll.



Lernaea Branchialis, Lin:
der Kabeljauwurm.



Scyllaea Pelagica, Lin:
der Seegrasskriecher.





Saepia Octopodia, Pen:



Saepia Loligo, Lin.


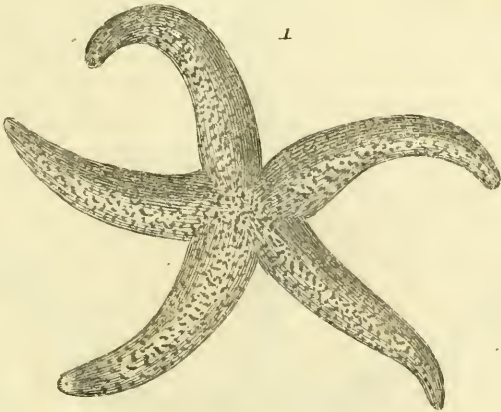
die Seekatze.



Medusa Capillata, Lin.

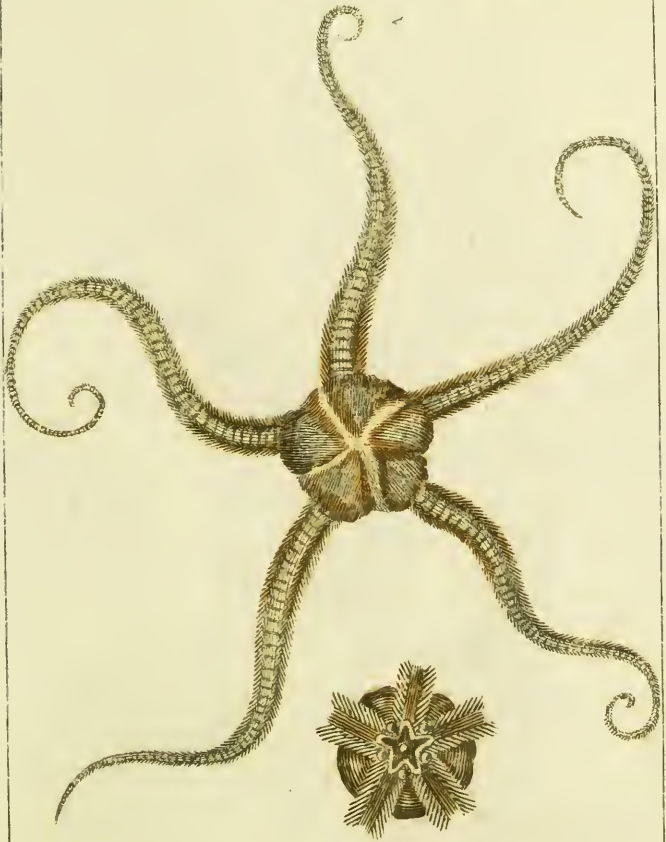
die Haarquelle.



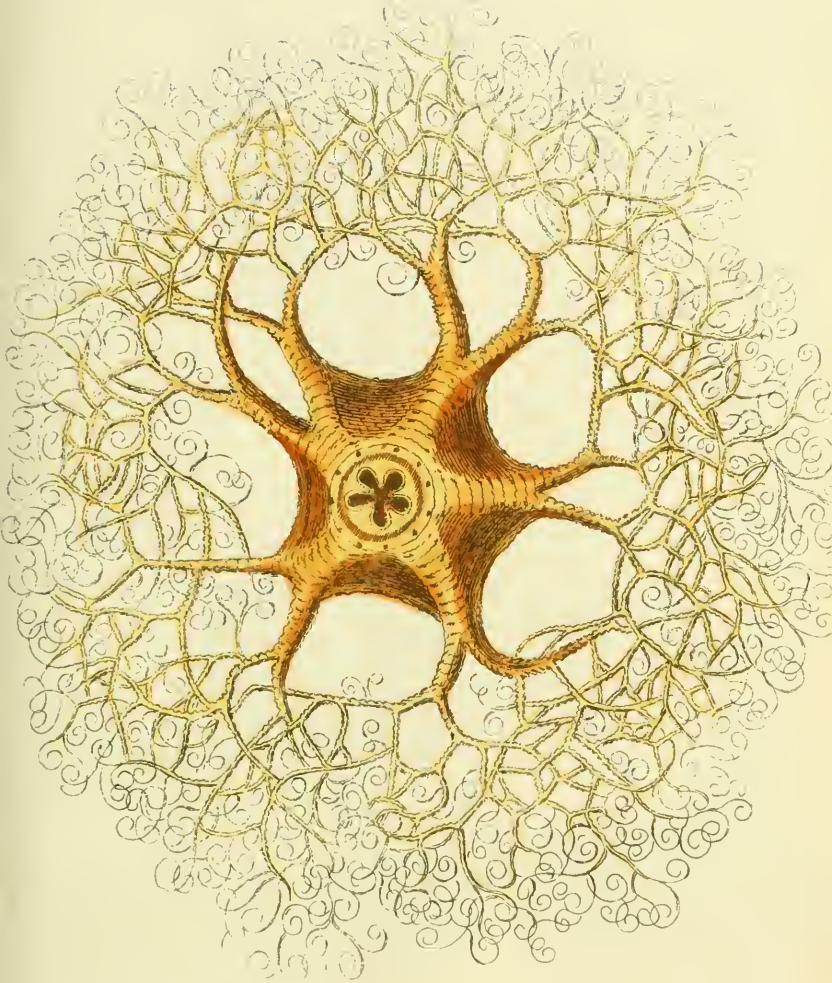


1. *Asteria Oculata*, Pen:

2. *Gibbosa*,

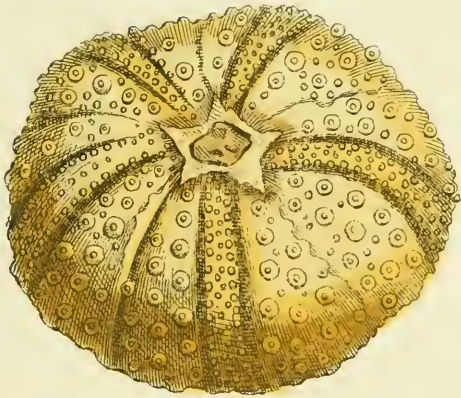


Asteria Sphaerulata, Pen:

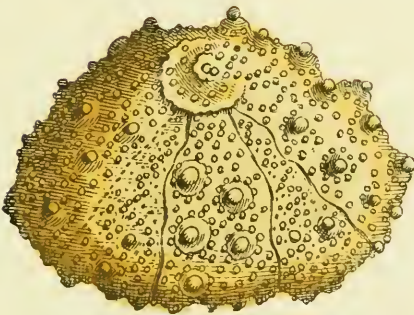


*Aiteria Caput medusae, Lin.
der Medusa.*

1

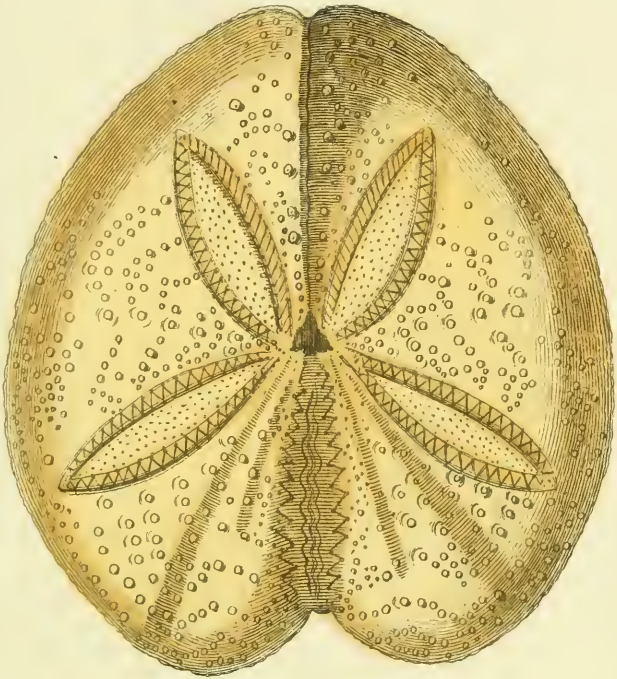


2



1. *Echinus Diadema*, Lin. die Seekrone .

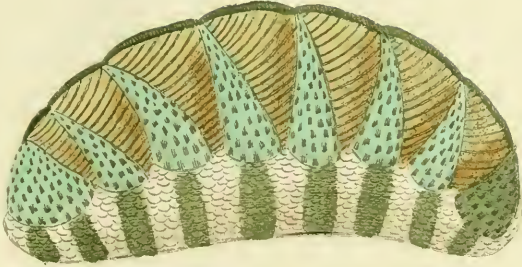
2. . *mamillatus*, .



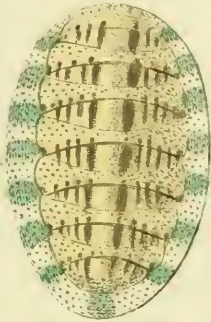
Echinus Lacunofus, Lin.

der Tottenkopf.

Fig. 1.



2



3



Fig. 1. Chiton Squamofus, Lin.

. 2. . Scaber variegatus,

. 3. . Picetus,

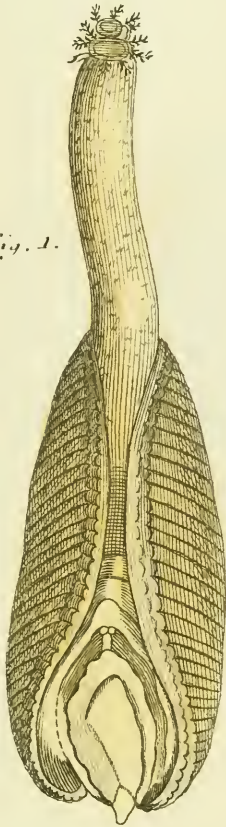
Fig. 2.



Fig. 1. *Lepas Tintinnabulum*, Lin.

2. *Anatiterra*

Fig. 1.



2

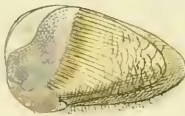


Fig 1. Pholas Dactylus . Lin .

2 . . Costatus , .





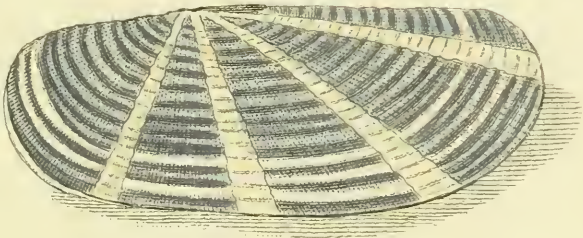
Fig 1. *Mya Margaritifera*, Lin.
. 2. . *Corrugata*, .



Fig. 1.



2.



3.

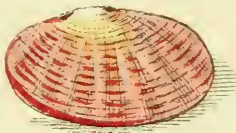
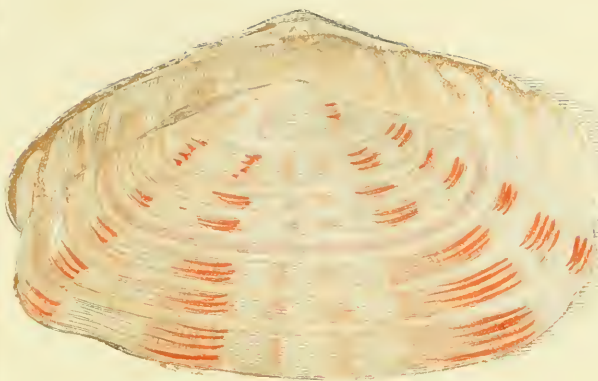


Fig. 1. Solen Ensis, Lin.


. 2. , Radiatus, .

. 3. . Striatus, .

1



2



3


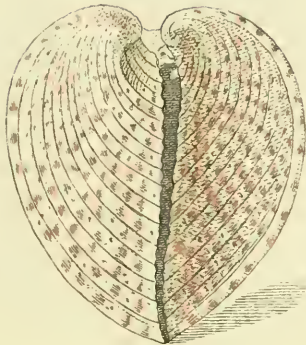


Fig. 1. *Tellina Radiata*, Lin.

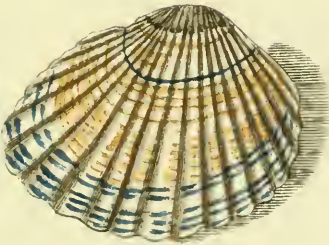
. 2. " *Spengleri*,

. 3. " *Arenaria*,

1



2



3

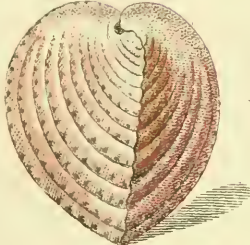
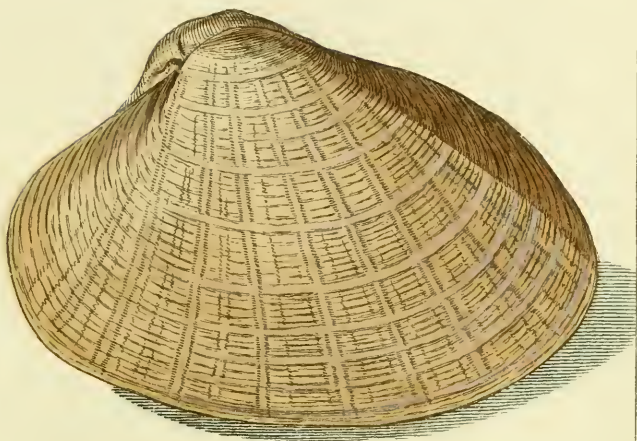


Fig. 1. *Cardium Cordilla*, Lin.

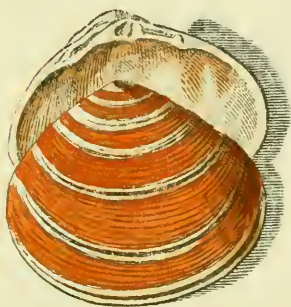
. 2 . . . *Rusticum* . . .

. 3 . . . *Roseum* . . .

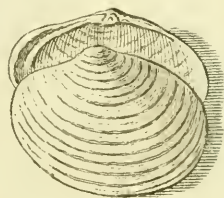
L



2

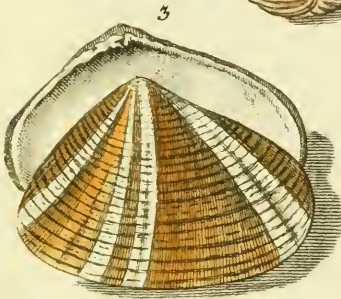
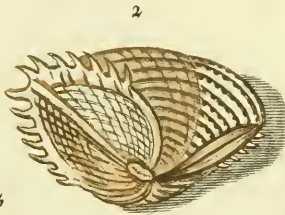
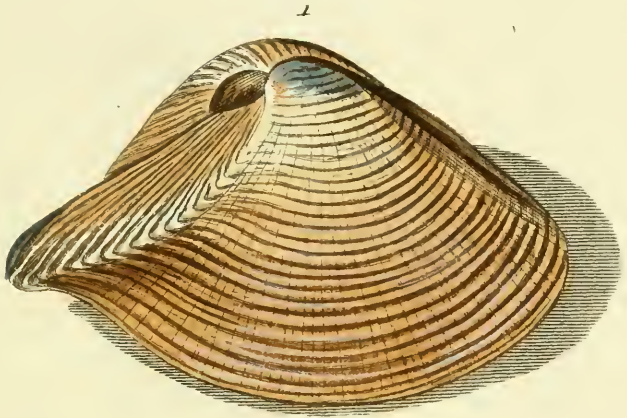


3



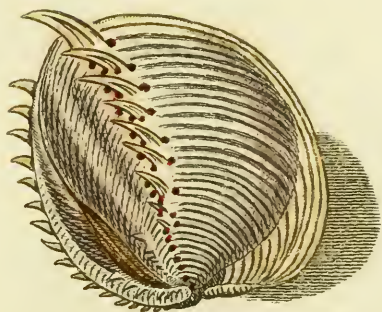
1. *Mactra Maxima* .
2. . *Vulgaris* .
3. . *Papyracea* .



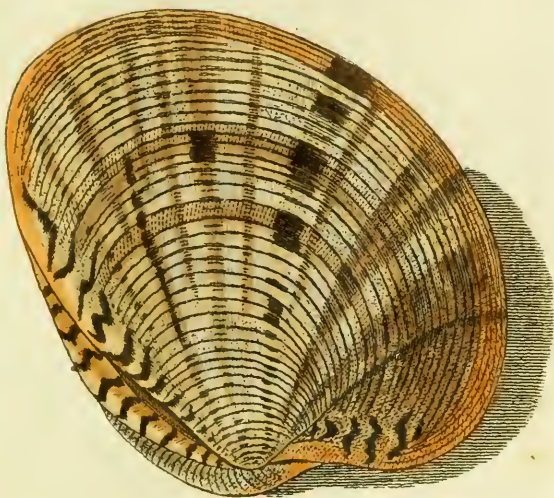


1 Donax Scortum Lin.
2 . Pubescens .
3 . Cuneata .
4 . Scripta .

1.

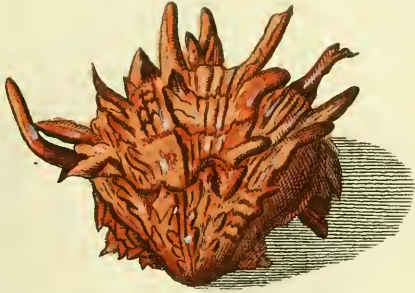


2.

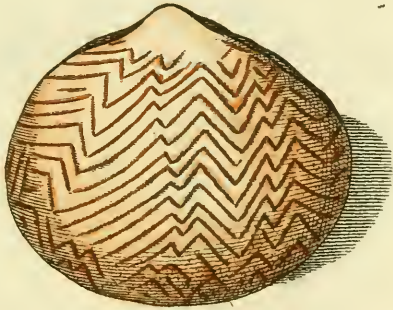


1. Venus Dione, Lin.

2. , Cedonulli, ;

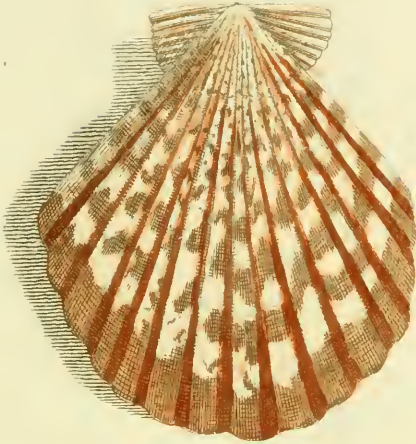


Spondylus Gæderopus, Lin.

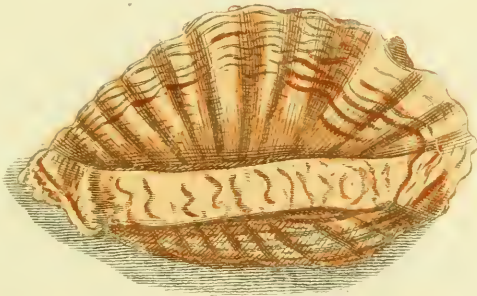


Chama Hippopus, Lin.

1.



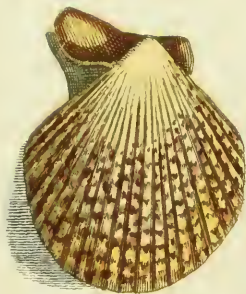
2.



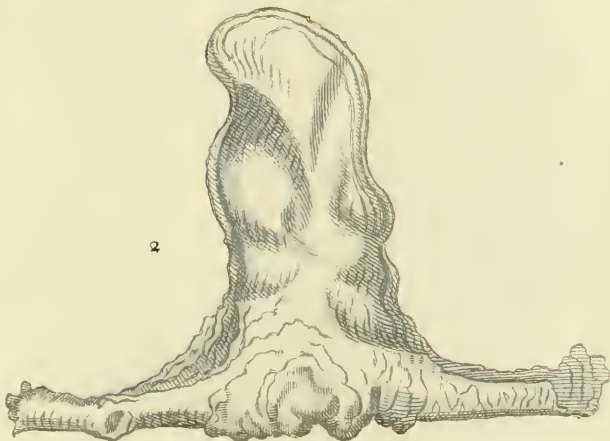
1. *Arca Antiquata*, Lin.

2. " *Glycymeris* "

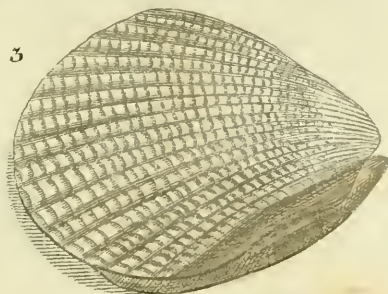
1



2




3



1. Ostrea Plica, Lin.
2. , Malleus, ,
3. , Lima, ,

Verm. XXXVIII.



Anomia Electrica, Lin.


Verm. XXXIX.

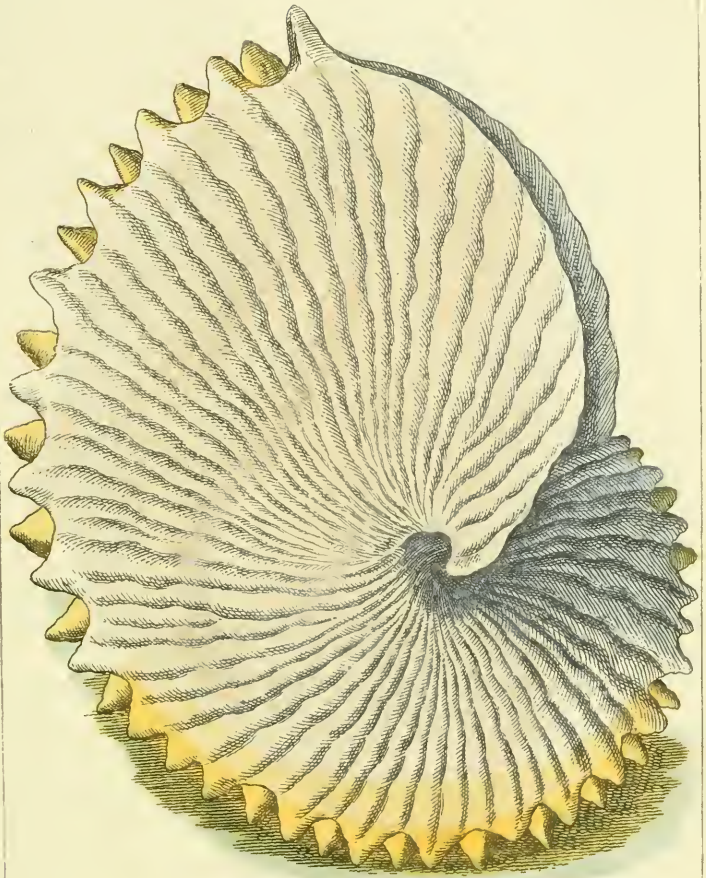


Mytilus Edulis, Lin.



Pinna Fragilis, Lin.



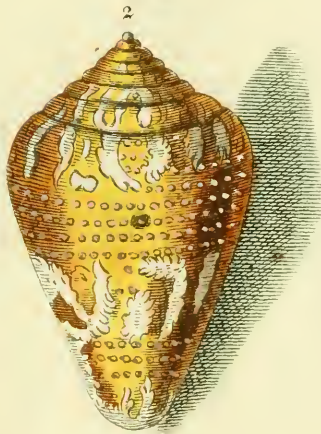
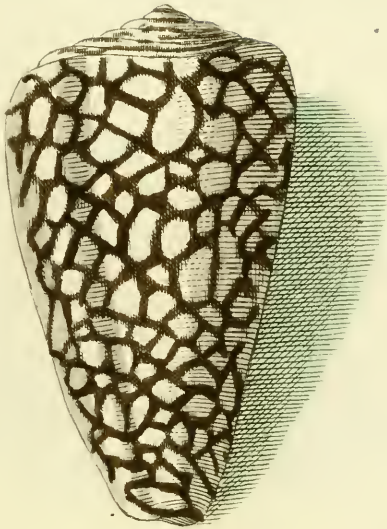


Argonauta Argo, Lin .






1. Nautilus Pompilius, Lin.
2 " Beccarii "
3 " Semilitus "



1. *Conus Marmoratus*, Lin.
2. , *Cedo nulli*, .

1.



2.

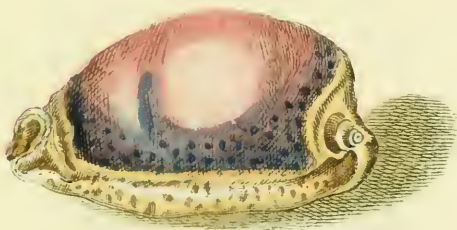
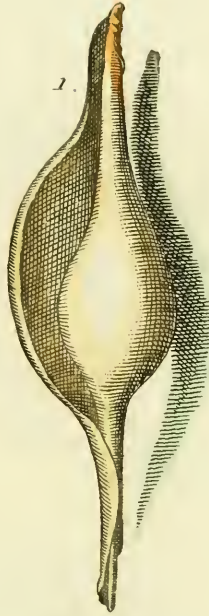


Fig. 1. *Cypræa Exanthema*, Lin.

2. " *Arabica* , " "



2.

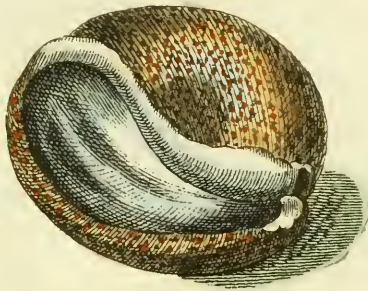


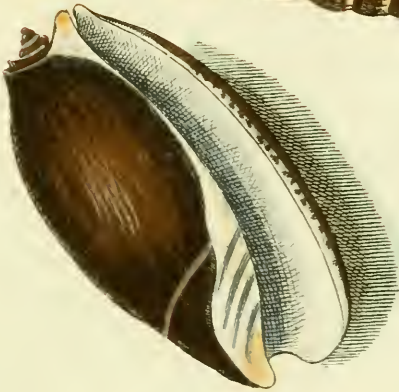
Fig. 1. Bulla Volva, I. in.

. 2. . Ambulla, .

1 .



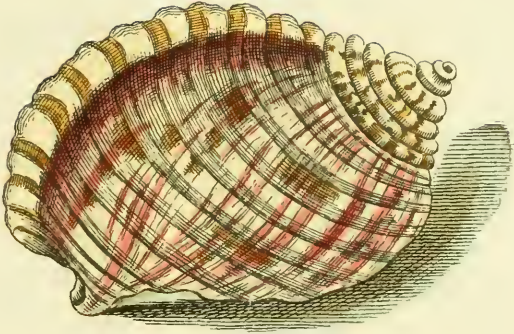
2 .



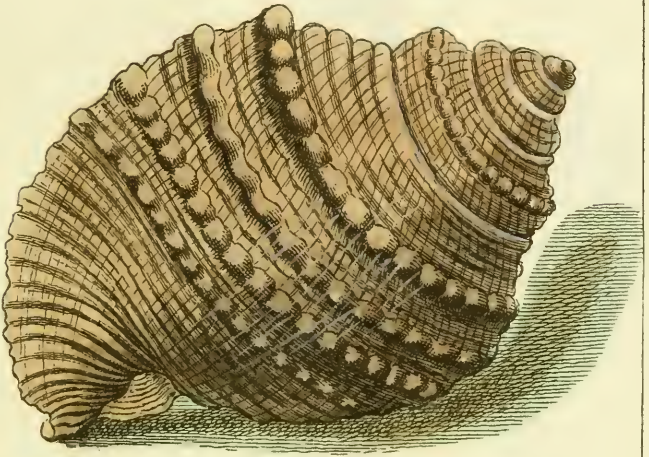
1. *Voluta Auris midæ* Lin .

2 . . *Oliva*

1.



2.



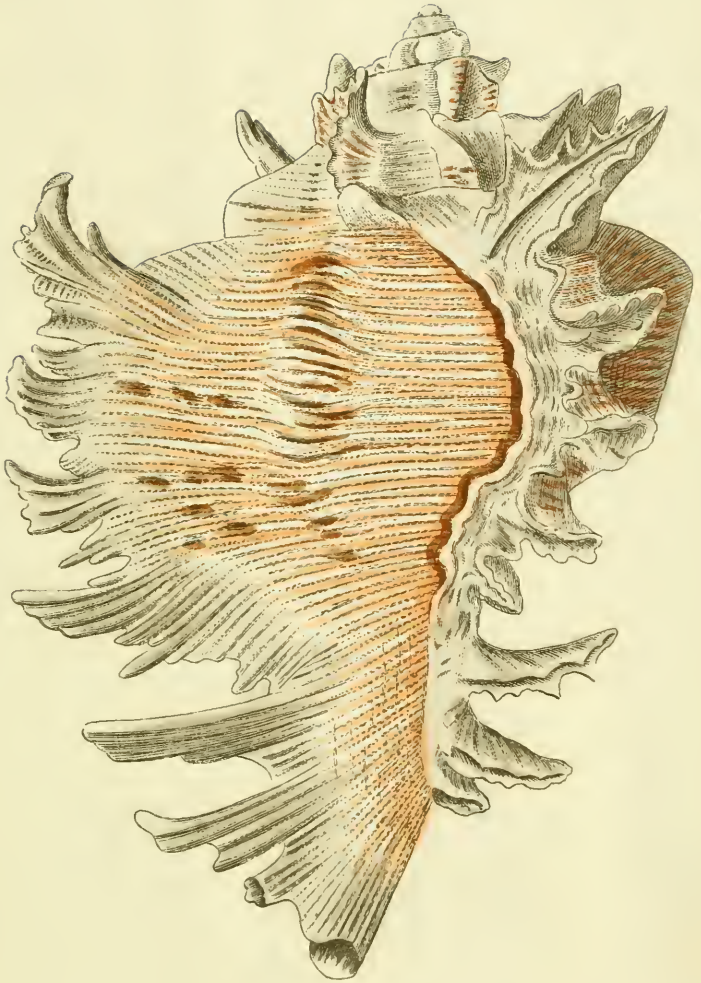
1. *Buccinum Bonum*, Lin.
2. *Echinophorum*, .




Fig. 1. *Strombus Gibberulus*, Lin.

2 . . . *Luthicanus* . . .

3 . . . *Subalata* . . .



Murex Ramosus, Lin .





SMITHSONIAN INSTITUTION LIBRARIES



3 9088 01506 5253