DECLASSIFIED E.O. 12065 SECTION 3-402/NNDG NO. 775013

GHQ/SCAP Records(RG 331)
Description of contents

THE NATIONAL ARCHIVES OF THE UNITED STATES

(1) Box no. 2723

(2) Folder title/number: (13)
Information - Electric Power

(3) Date: Mar. 1948 - Mar. 1951

(4) Subject:

Classification	Type of record
9590, 9617	z

(5) Item description and comment:

Kanto

(6) Reproduction: (Yes) No

(7) Film no. Sheet no.

DECLASSIFIED E.O. 12065 SECTION 3-402/NNDG NO. 775013

Elec Power

Report on Condition of Demand Power Restriction Enforced in accordance with Public Utilities Order.

March 3, 1951
KANTO HAIDEN K.K.

1. The present report is based on the investigations made concerning a transfiguration in the condition of Demand Power since Feb. 12, 1951 when the Regulations for Temporary Power Usage Restriction came to be enacted in accordance with Art. 56 of the Public Utilities Order.

2. Prior to the date above-mentioned the Company had been making entreaties to the Customers for their cooperation in such of its measures as the factory-holiday Shift, Twice-a-week turn-off of neon-signs, and 20%-power conservation by customers contracted for usage of 50KW or over, with appreciable good results.

3. Deliberation on the effects the enforcement of the Regulations have had upon the current power situation has been obliged to suffer from the difficulties in its making, due to the suspension of considerable power supply, because of the sizable damages done on the transmission as well as distribution facilities by the blizzard that made its sudden appearance in Kanto District on Feb. 15, 1951, soon after the enforcement of the Regulations, the like of which has never been experienced in recent times. Attempt at comparison, therefore, is made here, as shown in Fig. 1, between the company's total load curves based respectively on the record of Feb. 6, 1951(Tues.)

DECLASSIFIED E.O. 12065 SECTION 3-402/NNDG NO. 775013

considered as being most normal that occurred before the date of its enforcement, and on the record of Feb. 20, 1951(Tues.) that came out thereafter, in order to see the effects the power restriction has had upon the current situation.

4. According to Fig. 1, those portions therein which are marked out by hatchings may be assumed as representing the effects of restriction as have been made on the demand in accordance with the Public Utilities Order --- diminution in the evening peak and in the daily energy consumption amounting to about 50,000KW and 1,430,000KWH respectively.

5. The above figures, assumed to be the restricted portions, may possibly be analysed as shown below in Table I:

Table I. Analysis on Power Restricted in accordance with Public Utilities Order

Method of Restriction	Diminution in Day-time Max. Demand (KW)	Diminution in Evening Peak (KW)	Diminution in Daily Energy Consumption (KWH)
Day-time Restrictive Suspension of Distribution Lines on Shifted Factry Holidays.	55,000	0	450,000
Decreased Allocation to Special Large Customers	2,000	40,000	820,000
Neon-Sign Turn-offs	0	4,000	40,000
Day-time turn-off of Lights, Prohibition of Heater usage, Holiday Shift	3,500	10,000	120,000
Total	56,500	50,000	1,430,000
Diversity Factor	1.07	1.07	

DECLASSIFIED E.O. 12065 SECTION 3-402/NNDG NO. 775013

6. The day-time restrictive suspension of distribution lines on shifted factory holidays, as itemized in Table I, has been effected on every week-day in succession for the sixth portion of the service area covered by general distribution lines, except for such important customers as electric railways, electric communication, gas, and water services, as well as factory security power, etc., for the duration of 8 hours and 45 minutes from 7-30 a.m. through 4-30 p.m, excepting for the 15 minutes from noon when radio news are scheduled for broadcast.

7. The designation of the usage limits as well as the request for stoppage of operation at the appointed evening time for special large customers has resulted in maximum diminution of power consumption in early evening as well as later night hours. The figures showing diminution in energy consumption in Table I have been based on the actual results for the 72 factories, excepting those for railways, etc., as shown in Table II below:

Table II Actual Results of Power Restriction for Special Large Customers

No. of Special Large Factories	Contracted Demand (KW)	Average Daily Consumption from Feb.9 to 10 (KWH)	Average Daily Consumption from Feb.16 to 17 (KWH)	Difference in Diminution (KWH)	Remark
72	300,000	2,855,201	2,034,498	820,703	In the figures just preceding are included somewhat those due to suspention by the blizzard.

8. Of the total neon-sign demand of about 6,000KW a third having been under suspension before the enforcement of the Regulations, the restrictive effect that the enforcement had upon it is estimated as of about 4,000KW for a duration of 10 hours.

DECLASSIFIED E.O. 12065 SECTION 3-402/NNDG NO. 775013

9. The restrictive effect due to the day-time turn-off of lights, prohibition of heater-usage, holiday shift, etc. is difficult to analyse on account of the figures being comparatively small as well as of the scope of the areas covered beeing rather extensive, but, considered as a whole, it may fairly be estimated as given in Table I.

10. Fig. II shows the variation in demand and consumption since Jan. 10, 1951 until quite lately, in which, the change that occurred as described in the preceding items is to be seen depicted in vivid relief.

M. Tanishika

Mitsuharu Tanishika
Manager of Liaison Section
Kanto Haiden K.K.

(End)

DECLASSIFIED E.O. 12065 SECTION 3-402/NNDG NO. 775013

Fig. 1 Company's Total Demand Curve showing Effect of Power Restriction Measures

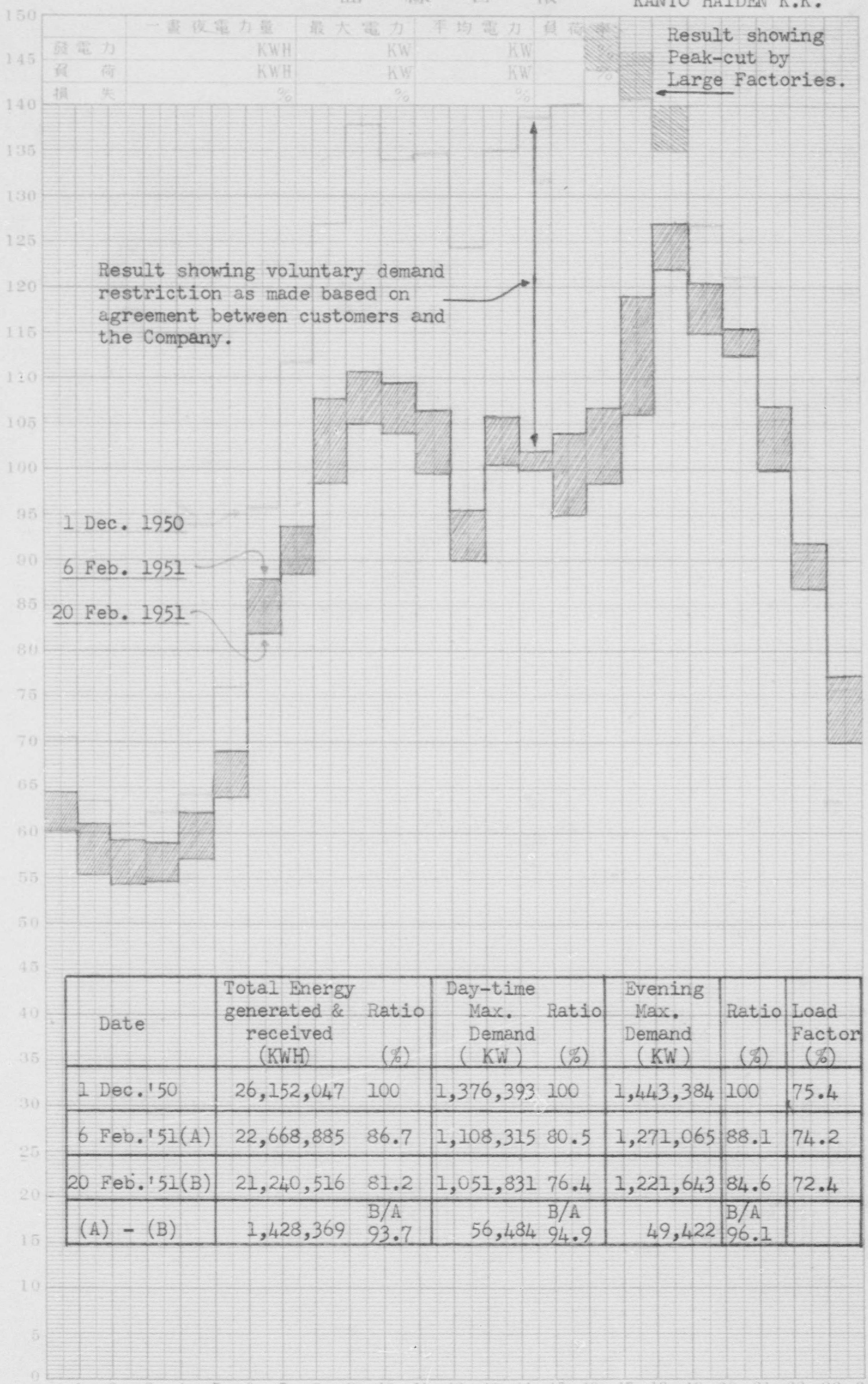

Date	Total Energy generated & received (KWH)	Ratio (%)	Day-time Max. Demand (KW)	Ratio (%)	Evening Max. Demand (KW)	Ratio (%)	Load Factor (%)
1 Dec.'50	26,152,047	100	1,376,393	100	1,443,384	100	75.4
6 Feb.'51(A)	22,668,885	86.7	1,108,315	80.5	1,271,065	88.1	74.2
20 Feb.'51(B)	21,240,516	81.2	1,051,831	76.4	1,221,643	84.6	72.4
(A) - (B)	1,428,369	B/A 93.7	56,484	B/A 94.9	49,422	B/A 96.1	

DECLASSIFIED E.O. 12065 SECTION 3-402/NNDG NO. 775013

FIG. 2 VARIATION IN DEMAND AND CON
SHOWING EFFECT OF RESTRICTIVE
TAKEN AGAINST STRINGENT PO
(PREPARED ON MAR. 195

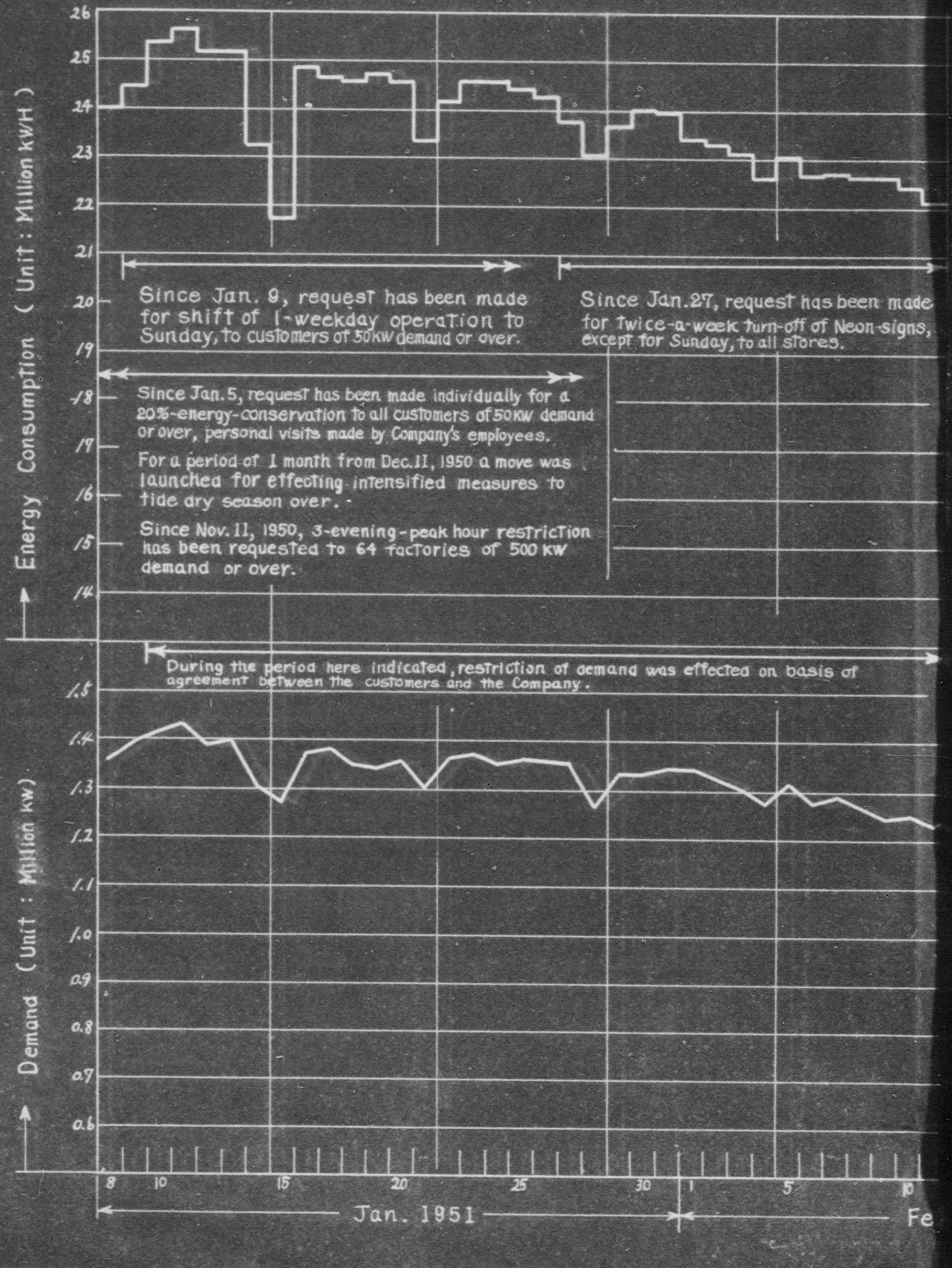

DECLASSIFIED E.O. 12065 SECTION 3-402/NNDG NO. 775013

ION IN DEMAND AND CONSUMPTION EFFECT OF RESTRICTIVE MEASURES AGAINST STRINGENT POWER SITUATION

(PREPARED ON MAR. 1951)

KANTO HAIDEN K.K

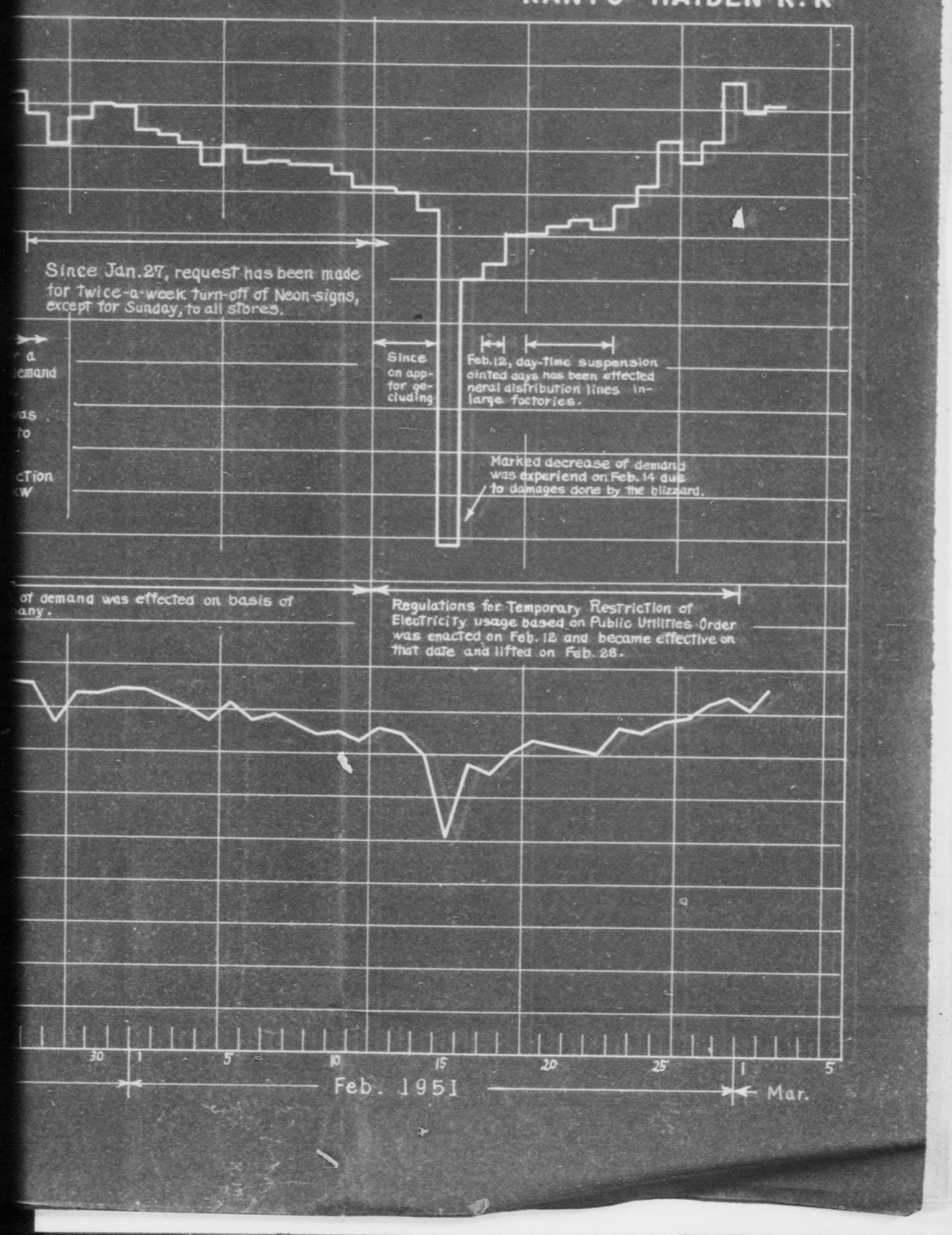

DECLASSIFIED E.O. 12065 SECTION 3-402/NNDG NO. 775013

Electric power

Roughly 4,500 Factories have cooperated with Kanto Haiden's program of electric ~~curtailing consumption of electric pows~~ power conservation resulting in decrease of 43,000 KW. in daytime and 24,000 KW during evenings.

3,000 KW or above.

No. of factories — 48

Decrease:

daytime — 11,700 KW.

evening — 6,100 KW.

500 KW to 3000 KW —

No. of factories — 480

Decrease:

daytime — 23,900 KW.

Evening — 13,900 KW.

Less than 500 KW.

No. of factories — 4,000

Decrease:

Daytime — 7,360 KW.

Evening — 3,980 KW.

In Nagano Prefecture which is serviced by Chubu Haiden about 3,000 KW. was saved.

DECLASSIFIED E.O. 12065 SECTION 3-402/NNDG NO. 775013

Elec Power Conference
9 Jan 54

Unions - Sodomei - Y. Daimon
Sohyo - K. Munakai, Y. Hasebe
Sanbetsu - M. Watanabe, M. Ito
Zenrosen - S. Kanno, H. Kanasuji
Zenjidoshi - T. Masuda, M. Tanabe
Zendensan - A Suzuki, E. Okada
Kaidanren - Y. Funaioshi, T. Uyama

Lab. Std. Bu - Kaida

Govt { Reg. MITI. - Y. Arakawa
Tokyo MITI - Sakurai, Katayama
Kanagawa MITI - Shima
Chubu Haiden - Y. Kawazu
Kanto Haiden - Tanishika
Employees Assn - Yoshida, Kawanaka, Mishino
Tokyo to Ctl - Sakuda, Shimizu

DECLASSIFIED E.O. 12065 SECTION 3-402/NNDG NO. 775013

Natural Flow Explained

Man power

Day & Evening power demands —

58 plants in blackout list
to be phased by Radio Raiders

DECLASSIFIED E.O. 12065 SECTION 3-402/NNDG NO. 775013

Asahi Shimbun 9 Jan '51 (Tues)

"Emergency Blackout"

"Will be carried into effect from to-day for large consumer class factories and for residents to-morrow."

(on 8 Jan.)

(1) Decided by Nippatsu + all distributing companies at their coordinating conference.

(2) From 8 Jan. Nippatsu started to use allocation system to Distributing Companies

—

Allocation for 8 Jan:

Tohoku	——	240,000 KW
Kanto	——	1,240,000 "
Kansai	——	1,620,000 "
Chugoku	——	244,000 "
Kyushu	——	415,000 "

Actualy consumed —

Kanto	—	1,450,000 KW
Kansai	—	2,000,000 "

This shows large shortage.

DECLASSIFIED E.O. 12065 SECTION 3-402/NNDG NO. 775013

3. Kanto Haiden

Emergency Control (Blackout every day) will be enforced by Kanto Haiden in the following manner:

(From 9 Jan)

a) For 400 large consumer (over 500 KW) ~~—~~ will demand suspension of operation for 3 hrs (1600 - 1900) every day.

b) From 10 Jan

General residents:

Emergency blackout for 10 min. between 1700 — 1900. — will be made on all distribution lines (but blackout will be staggered)

If power situation becomes worse either this 10 minutes blackout will be made longer or the number of 10 min. blackouts will be increased.

c) ~~From~~ If the situation becomes so bad that the rotation cycle cannot be

DECLASSIFIED E.O. 12065 SECTION 3-402/NNDG NO. 775013

~~maintained~~

3) If the situation becomes so bad that it becomes difficult to maintain the rated cycle, ~~residents &~~ ~~factories~~ power will be shut off to both residents & factories ~~from~~ ~~one~~ one day/week from 0800 — 1700. (staggered)

Power used by —

4) Occupation Forces, Public institutions, hospitals, water works, etc —— no blackouts.

DECLASSIFIED E.O. 12065 SECTION 3-402/NNDG NO. 775013

This conference was arranged to bring consumer, supplier of power, and concerned government agencies together

We wish to thank

The Employers Associations, representing large and medium consumers, cooperating preferred the conference this afternoon on electric power.

Last year when electric holidays and hours of usage were arbitrarily set by concerned government agencies there were few excess power days and the daily peaks demands were in closer ratio to power available than at present.

The purpose of todays confurence is to urge that large consumers, and medium consumers, through the agency of the Employers Association endeavor to make voluntary adjustments in their peak demands for power — to reduce use at the daily danger-peak-periods and make make maximum use of

DECLASSIFIED E.O. 12065 SECTION 3-402/NNDG NO. 775013

Sunday and holiday
excess power. Voluntary
adjustments are required
to avoid arbitrary action
on the part of the government.

If proper adjustments
can be effected it is possible
that power shut-downs
going into effect at present
can be reduced, or prevented
from becoming more serious.

Labor representatives
are in attendance due to the
fact that any change in
workers hours would probably
require concurrence by unions
to be put into effect smoothly.

Regional and prefectural
MITI power sections are
cooperating due to the fact
that the local Public
Utility Commission has
not yet been appointed.

DECLASSIFIED E.O. 12065 SECTION 3-402/NNDG NO. 775013

The representative of Nantahala will conduct the conference to explain the generation and demand data and such advantage as may accrue to the power consumer through adjustment of demand load.

DECLASSIFIED E.O. 12065 SECTION 3-402/NNDG NO. 775013

For large consumers only.

First 5,000 KWH used — ordinary rate.
From 5,000 up to allocated amount — a small discount
Above allocated amount — therms rate.

From April to Oct — surplus power at night (off peak) — rate cheaper so as to make consumer use more.

Additional allocation given at ordinary rate ~~power~~ for power to be used between
2200 — 0600.
Has to make contract with Power Dist. Co.
Recorder ——— installed.
Meter To show amt used during every hr.

DECLASSIFIED E.O. 12065 SECTION 3-402/NNDG NO. 775013

KANTO
FEB 13 1951
INFORMATION:
O.D.

Mr Jones

COPY

Elec Power

Public Utilities Commission Regulation No. ____

Pursuant to the provisions of Article 56 of the Public Utilities Order (Cabinet Order No. 343 of 1950), the use of electricity in those regions other than Hokkaido and Shikoku shall be put under restriction from the date of the notification to 28 February, 1951.

February 1951

MATSUMOTI, George
Chairman
Public Utilities Commission

12 Feb to 28 Feb

Art 1. Consumers of electric power shall be prohibited from using the electricity for the following purposes:

Room heater, or heating plate for cooking or water-boiling (1.2KW or less in the total capacity of heaters for a consumer shall be excepted.)

Electric heater for bathing (public baths excepted)

Electric water heater, electric salt-making, electric boiler, electric sign, billboard lighting, electric decorating illumination, neon sign(those for public safety mark is excluded)

Outdoor projector (those for traffic sign or public construction excepted)

Multiple street lighting

Art. 2. Consumers of electric power who is served under contracts for general small lighting, general lighting, large lighting, or commercial light and power, rate service, shall be prohibited from using electricity, for lighting (use for such place as basement, etc. requiring the light even during daytime, and for the radio receiving sets shall be excluded) from 7:00 to 16:00 o'clock) and for heating from 16:30 to 20:00 o'clock.

LIB 13 1951

DECLASSIFIED E.O. 12065 SECTION 3-402/NNDG NO. 775013

Art 3. Consumers of electric power served under contracts for small power or large power rate service, shall be prohibited from using electricity on one day of every week designated by the Director of Branch Office of the Public Utilities Commission (hereinafter called the Director).

However, an exception may be made in the supply of electric power for such facilities as may be requisite for public safety at the desecretion of and within the limits specified by the Director.

Art 4. The amount of daily consumption of any consumer of electricity in bulk especially larger than any of the consumers as stipulated in the preceding Article: shall not exceed seventy five (75%) per cent of the daily average of the amount allocated during February of 1951. However, the Director may designate that certain consumers be allocated based on a weekly average.

Art. 5. In case whereby the Director deems it necessary for public safety, sanitation, etc., the restriction placed by this Notification may be alleviated in accordance with and within limits specified by separate instruction of the Commission.

COPY

DECLASSIFIED E.O. 12065 SECTION 3-402/NNDG NO. 775013

-C O P Y-

Curtailment of Electric Power (Draft)

I. Outline.

The winter low water season has set in since January and the power consumers have exerted their utmost efforts for the increase in supply and urgently requested that the consumer voluntarily limit the usage and thus maintain the balance in supply and demand of electric power. However, the present serious situation in the supply and demand of power has reached such a stage that voluntary restriction alone would not solve the problem. Thus in order to prevent the disturbance of the supply - demand balance and in effect secure the stabilization of the industry and national life, the Commission recommends that legal measures for restrictive use be taken as described in the following until the end of February exclusive of Hokkaido and Shikoku,

II. Contents.

1) Designation of restricted usage.

The following unnecessary and low priority consumption will be restricted.

Heating, cookings, boilers (exclusive of less than 1.2 KW as the total use of consumer). Bathing (exclusive of public baths), heating for boilers, salt-manufacturing, electric boilers, advertising signs, illumination, neon sign (exclusive of illuminations for sign board for the public), outside projector (exclusive of projector for traffic and works) multiple street lamps.

DECLASSIFIED E.O. 12065 SECTION 3-402/NNDG NO. 775013

2) Making effective a designated power holiday in a week.

The heads of the branch offices shall designate a certain one day a week as the power holiday. However maintenance safety margin for equipment and machinery shall be included.

3) Establishment of periods for restricted use.

The consumers contracted for flat-rate lightings, meterrate lightings, or power for business use shall be prohibited to use such power between the hours of 7:00 to 16:30 O'clock and to use the power for heating from 16:30 to 20:00 O'clock.

4) Designation concerning curtailment of allocated power and limitation of amount of consumption.

The above consumers shall not use more than 75 % of the day by day average of the month of February. However, the heads of the branch offices may designate the average allotment for a week instead of the average allotment for a day, to the consumers contracting for electrolysis, electric furnace, etc.

5) The heads of branch offices may take necessary measures for allocation of the above items when recognized proper under the standards as set for by the Commission.

Note:

In view of the critical situation in power demand and supply, another measure shall be established to exterminate the power illicit uses at the same time with the enforcement of this article.

- C O P Y -

DECLASSIFIED E.O. 12065 SECTION 3-402/NNDG NO. 775013

(1)

Elec Power

Report of Damage on Feeders caused by

(Report

Name of Branch Office		Present Condition of Feeders: Total No. of Feeders Fallen in Trouble	Totally now in Service	Partially now in Service	Totally Interrupted	Poles: Broken or Damaged	Poles: Inclined	Oth
Tokyo Prefectural	Kyobashi	132	132	0	0	2	5	
	Komatsugawa	94	94	0	0	56	17	1
	Kanasugi	46	46	0	0	3	6	
	Toshima	52	52	0	0	1		
	Asagaya	49	49	0	0		2	25
	Oi	101	101	0	0			9
	Tama	69	69	0	0	59	32	1
Subtotal		543	543	0	0	131	62	38
	Kanagawa	202	188	14	0	609 (339)	979 (347)	16 (10)
	Saitama	155	155	0	0	502	766	
	Gumma	16	16	0	0	6	17	2
	Chiba	166	59	17	90	5,917	14,025	
	Ibaraki	208	190	12	6	1,137	446	
	Tochigi	20	20	0	0	2	3	1
	Yamanashi	24	24	0	0	117	6	
	Numazu	23	23	0	0	120	60	9
Subtotal		814	675	43	96	8,410	16,302	22
Total		1,357	1,218	43	96	8,541	16,364	60

Note : 1. ( ) shows those which have been restored
2. All services have been restored, except those areas of Kanagawa,

DECLASSIFIED E.O. 12065 SECTION 3-402/NNDG NO. 775013

Electric Power

of Damage on Feeders caused by Heavy Snow Fall of Feb. 15, 1951

(Report No.6)

As of 17:00, 18 February, 1951
Kanto Haiden K.K.

Totally Interrupted	Damages on Electrical Installations											
	Pole			Wire				Transf.		Oil Switch		
	Broken or Damaged	Inclined	Others	H.T. Broken	H.T. Touched or Crossed	L.T. Broken	L.T. Touched or Crossed	Burnt-out	Others			
0	2	5		25	19	15	22	48		6	5	
0	56	17	3	8	8	7	6	10	1	5	4	
0	3	6		21	2	20	2	15		2	6	
0	1			9	3			9	1	1		
0		2	25	37	10	127	17	14	1	1	2	
0			9	50		48		24		4	1	
0	59	32	1	52	16	71	27	2	3		2	
0	131	62	38	152	108	240	122	122	6	19	21	
0	609 (389)	979 (347)	10 (10)	1,590 (899)	292 (287)	1,709 (1,523)	2,523 (1,197)	66 (51)	74 (31)	43 (21)	21	
0	502	766		110	75	450	500	42	21	5		
0	6	17	2	12		61	29	8				
90	5,917	14,025		1,739	689	3,954	1,992	15	355	5	3	
6	1,137	446		137	52	590	280	51	76	3		
0	2	3	1	6		1	1	8	3			
0	117	6		23	10	38	8	3	5			
0	120	60	9	39	19	306	29	4	6	1		
96	8,410	16,302	22	3,656	1,137	7,109	5,362	197	540	57	6	
96	8,541	16,364	60	3,808	1,245	7,349	5,484	319	546	76	9	

en restored
, except those areas of Kanagawa, Chiba and Ibaraki.

M. Tanishika
Manager of Liaison Section
Kanto Haiden K.K.

DECLASSIFIED E.O. 12065 SECTION 3-402/NNDG NO. 775013

. 15, 1951

As of 17:00, 18 February, 1951
Kanto Haiden K.K.

Installations						
	L.T.		Transf.			
Broken	Touched or Crossed	Burnt-out	Others	Oil Switch	Total No.of Service-wire damaged	No. of Customers still in Trouble
15	22	48		6	5,495	
7	6	10	1	5	4,948	
20	2	15		2	6,900	
		9	1	1	770	
127	17	14	1	1	2,900	
48		24		4	1,328	
71	27	2	3		2,116	
240	122	122	6	19	24,457	
1,709 (1,523)	2,523 (1,197)	66 (51)	74 (31)	43 (21)	24,729	15,710
450	500	42	21	5	7,200	
61	29	8			500	
3,954	1,992	15	355	5	37,288	282,927
590	280	51	76	3	4,734	26,773
1	1	8	3		400	
36	8	3	5		218	
306	29	4	6	1	1,821	
7,109	5,362	197	540	57	66,890	325,410
7,349	5,484	319	546	76	91,347	325,410

M. Tanishika
Manager of Liaison Section
Kanto Haiden K.K.

DECLASSIFIED E.O. 12065 SECTION 3-402/NNDG NO. 775013

Snow Trouble Report (No.5)
(Feeders)
As of 10:00, Feb. 17, 1951

Kanto Haiden K.K.

(Progress of Restoration)

Name of Branch Office	Total No. of Feeders	Feeders Suspended by snow	Feeders restored	Feeders Partially restored	Feeders still to be restored
Tokyo Kyobashi	228	132	132	0	0
Komatsugawa	144	94	94	0	0
Kanasugi	102	46	46	0	0
Toshima	111	52	52	0	0
Asagaya	75	49	49	0	0
Ōi	155	101	101	0	0
Tama	82	69	69	0	0
Total	897	543	543	0	0
%		(100)	(100)		
Kanagawa	339	202	182	20	0
%		(100)	(90)	(10)	
Saitama	155	155	137	18	0
Gumma	123	16	16	0	0
Chiba	166	166	38	14	114
Ibaraki	158	208	182	13	13
Tochigi	102	20	20	0	0
Yamanashi	99	24	24	0	0
Numazu	84	23	18	5	0
Total	1,226	814	617	70	127
%		(100)	(76)	(8.5)	(15.5)
Grand Total	2,123	1,357	1,160	'70	127
%		(100)	(85.6)	(5.0)	(9.4)

DECLASSIFIED E.O. 12065 SECTION 3-402/NNDG NO. 775013

Snow Trouble Report (No.4)
(Feeders)

As of 16:00, Feb. 16, '51
Kanto Haiden K.K.

(Progress of Restoration)

Name of Branch Office	Total No. of Feeders	Feeders Suspended by snow	Feeders restored	Feeders Partially restored	Feeders still to be restored
Tokyo					
Kyobashi	228	132	132	0	0
Komatsugawa	144	94	94	0	0
Kanasugi	102	46	46	0	0
Toshima	111	52	52	0	0
Asagaya	75	47	47	0	0
Ōi	155	101	101	0	0
Tama	82	69	67	2	0
Total	897	541	539	2	0
%		(100)	(99.8)	(0.2)	(0)
Kanagawa (%)	339	202	121 (60.0)	75 (37.2)	6 (2.9)
Saitama	155	155	135	20	0
Gumma	123	16	10	5	1
Chiba	166	166	38	14	114
Ibaraki	158	135	109	13	13
Tochigi	102	20	20	0	0
Yamanashi	99	24	22	2	0
Numazu	84	23	18	5	0
Total	1,221	741	473	134	134
%		(100)	(63.8)	(18.1)	(18.1)
Grand Total	2,123	1,282	1,012	136	134
%		(100)	(79.0)	(10.6)	(10.4)

DECLASSIFIED E.O. 12065 SECTION 3-402/NNDG NO. 775013

Trouble Report (No.3)

(Feeders)

As of 9:00, Feb. 16, '51
Kanto Haiden K. K.

Name of Branch Office	Total No. of Feeders	Feeders Suspended by snow	Feeders restored	Feeders Partially restored	Feeders still to be restored
Tokyo					
Kyobashi	228	132	100	28	4
Komatsugawa	144	147	134	12	1
Kanasugi	102	46	46	0	0
Toshima	111	52	49	2	1
Asagaya	75	43	37	6	0
Oi	155	101	87	12,	2
Tama	82	69	66	3	0
Total	897	590	519	63	8
(%)		(100)	(88.0)	(10.7)	(1.3)
Kanagawa	339	202	121	75	6
(%)			(60.0)	(37.2)	(2.9)
Saitama	155	155	113	42	0
Gumma	123	16	10	5	1
Chiba	166	166	38	14	114
Ibaraki	158	135	109	8	18
Tochigi	102	20	5	13	2
Yamanashi	99	24	22	2	0
Numazu	84	23	9	10	4
Total	1,226	741	427	169	145
(%)		(100)	(57.6)	(22.8)	(19.6)
Grand Total	2,123	1,331	946	232	153
(%)		(100)	(71.0)	(17.4)	(11.5)

M Yamishika

DECLASSIFIED E.O. 12065 SECTION 3-402/NNDG NO. 775013

Trouble Report (No.2)

(Feeders)

As of 16:00, Feb. 15, '51
Kanto Haiden K.K.

Name of Branch Office	Total No. of Feeders.	Feeders Suspended by Snow.	Feeders restored	Feeders Partially restored	Feeders Still to be restored
(Tokyo)	228	132	68	13	51
Kyobashi	228	132	68	13	51
Komatsugawa	147	147	100	2	45
Kanasugi	101	46	33	13	0
Toshima	170	52	34	9	9
Asagaya	75	43	24	11	8
Oi	155	101	58	16	27
Tama	82	69	18	21	30
Total (%)	958	590 (100)	335 (56.8)	85 (14.4)	170 (28.8)
Kanagawa (%)	339	202 (100)	74 (36.6)	54 (26.8)	74 (36.6)
Saitama	155	155	84	56	15
Gumma	123	16	10	5	1
Chiba	166	166	29	11	126
Ibaraki	158	135	86	31	18
Tochigi	102	20	5	13	2
Yamanashi	99	24	15	5	4
Numazu	84	23	9	10	4
Total (%)	1,226	741 (100)	312 (42.1)	185 (25.0)	244 (32.9)
Grand Total (%)	2,186	1,331 (100)	647 (48.6)	270 (20.3)	414 (31.1)

M. Tanishika

DECLASSIFIED E.O. 12065 SECTION 3-402/NNDG NO. 775013

Elec Power

15 February, 1951

To : Mr. W.J. Jones
Kanto Civil Affairs Region

From : Kanto Haiden K.K.

Subject: Trouble Report (No.1-Feeders)

It is respectfully reported that distribution lines (feeders out of secondary substations) of this company which are not in service because of trouble caused by heavy snow fall at present 12:00 today are as per attached table.

M. Tanishika
Manager of Liaison Section
Kanto Haiden K.K.

DECLASSIFIED E.O. 12065 SECTION 3-402/NNDG NO. 775013

897 590 519 8 under repair
Suspended repaired

Trouble Report

(Feeders)

12:00, Feb. 15, '51
Kanto Haiden K. K.

63

Name of Branch Office	Total No. of Feeder	Feeders now in Trouble	Under Partial Transmission	Under Full Transmission	Remarks
Kyobashi	228	113	9	22	
Komatsugawa	147	83	2	24	
Kanasugi	101	46	11	11	
Toshima	170	48	6	26	
Asagaya	75	38	10	10	
Ōi	155	86	5	29	
Tama	82	66	24	8	

as of 0900 16 Feb

519 repaired, 63 under partial transmission, 8 under repair at present

Kanagawa	324	189	11	103	
Saitama	155	68	23	33	As at 10:00
Gumma	124	16	8	6	
Chiba	166	146	-	20	
Ibaraki	158	22	11	6	As at 10:00
Tochigi	110	20	13	5	
Yamanashi	98	25	6	14	
Numazu	93	23	10	9	

as of 0900 16 Feb.

427 Feeders repaired, 169 under partial transmission,
145 under repairs at present

To Mr. W.J. Jones,
Kanto Civil Affairs Region

From : Kanto Haiden K.K.
(Kanto Electric Supply Co., Ltd.)

Subject : Trouble Report No.2

Trouble Report (No.2)
(Transmission Line & Substations)

As of 16:00, Feb. 15, '51
Kanto Haiden K.K.

Name of Transmission Line	Location (Line Between)	Time when interrupted	Time when restored	Status Quo
Tenryū No.1 & 2	Higashi-yashiro -Tsunashima	14:15	No.1 only has been restored.	Line between Tsunajima and Isehara is till interrupted.
Sakawa-gawa No.1	Suganuma-Hatano (Kanagawa)	14:02		All substations connecting to Tako Line, Yoshiwara Line and Dohniwa Line thru Totsuka Primary Sub-station are not operated (except Tako S.S.).
Sakawa-gawa No.2	Hatano-Ohohgo (Kanagawa)	14:02		Condition of Odawara Line is unknown because tele-phone communication between Sagami S.S. (connecting with Odawara Line) is interrupted.
Ochiai	Fall Line (Kanagawa)	20:10		
Tako No.1 & 2	Tako-Shinomiya (Kanagawa)	19:39		
Yoshiwara	Nakatokari-Tako (Shizuoka Kanaga-wa)	19:00		
Dohniwa	No.1 Dohniwa-Tako No.2 Fall Line			Only Yoshiwara S.S. is feeding this line

DECLASSIFIED E.O. 12065 SECTION 3-402/NNDG NO. NND 750013

DECLASSIFIED E.O. 12065 SECTION 3-402/NNDG NO. 775013

Name of Transmission Line	Location (Line Between)	Time when interrupted	Time when restored	Status Quo
Sohgo	Kaizuka-Ajiki (Chiba)	20:38		Ajiki S.S., Sohgo S.S. and Yachimata S.S. are not operated.
Mizukaidō No.1	Hosono-Mizukaidō (Ibaraki)	20:59		
Mizukaidō No.2	Koshigaya-Noda (Chiba)	20:59		
Ryugasaki	Mizukaidō-Ryugasaki (Ibaraki)	20:38		Ryūgasaki S.S. and Sawara S.S. are not operated.
Sawara	Ryugasaki-Sawara (Chiba)	20:38		
Naibō	Goi-Tateyama (Chiba)	22:40		
Gaibō	Oimi-Tateyama (Chiba)			
Ryōso	Tōgane and Chōshi(Chiba)	22:40 (Feb. 14)		
Chōshi	Edozaki and Chōshi(Chiba)	22:40 (Feb. 14)		Itako S.S., Sasagawa S.S. and Chohshi S.S. are not, operated.
Agatsuma No.1 No.2	Haneo and Nonaka (Gumma)	1:28 (Feb. 15)		Line wire was beroken at around Nonaka S.S.
Maebashi	Fall Line (Gumma)	1:38 (Feb. 15)	2:27 (Feb. 15)	
Usui	Fall Line (Gumma)	1:38 (Feb. 15)	2:38 (Feb. 15)	
Ogawa	Ishihara and Ogawa			Ishiwara S.S. started to receive from Nonaka New No.2 Line at 10:30.

Name of Transmission Line	Location (Line Between)	Time when interrupted	Time when restored	Satus Quo
Toi No.1 No.2	Takyo and Aobane (Shizuoka)	19:30 (Feb. 14)		Conditions of Lines feeding Izu Area are not known because of interruption of tel. communication.
Chiba No.1	Ichikawa and Chiba (Chiba)	21:11 (Feb. 14)		Upper wire was broken at the vicinity of Kemigawa S.S. and this broken wire is contangled with the wire of No.2 Line
Chiba No.2	Hanabata and Chiba (Tokyo Chiba)	21:48 (Feb. 14)		
Tsudanuma -Usui No.1, No.2		20:00 (Feb. 14)		Kemigawa S.S., Usui S.S. and Hitachi S.S. are not operated.
Sasatsuka No.1, No.3	Shinjuku-Fuchū (Tokyo)		8:50 (Feb. 15)	
Yamato	Narimasu-Asaka (Saitama)			
Yatsuzawa No.1-2	Yatsuzawa and Kawayori	23:13 (Feb. 14)		Power is transmitted from Fuchu S.S. over Yatsuzawa II-3 Line, and Tokorozawa No.2 feeder is loaded.
Yatsuzawa No.2-3	Fall Line		5:04 (Feb. 15)	
Yatsuzawa No.3-4	Fall Line			
Tokorozwa No.1			12:10 (Feb. 15)	

DECLASSIFIED E.O. 12065 SECTION 3-402/NNDG NO. 77501/3

Name of Transmission Line	Location (Line Between)	Time when interrupted	Time when restored	Status Quo
Haijima Branch			15:55 (Feb. 15)	Broken at the vicinity of Shohwahikohki S.S.
Akikawa		5:04 (Feb. 15)		Akikawa P.P. is operated alone.
Nishitama				
Nippara (Hikawa)				Hikawa P.P. (connecting with Hanno S.S. and Ozaku S.S.) is operated alone.
Shinagawa No.2	Ōi and Shinagawa	2:21 (Feb. 15)	8:30 (Feb. 15)	Unknown.
Ōi No.4	Ōmori and Ohi	1:23 (Feb. 15)	12:20 (Feb. 15)	Discon' Switch is no good and under repair by Ōi S.S.
Samezu No.1	Ōi and Samezu	1:23 (Feb. 15)		Discon' Switch of cable riser at Ōi S.S. is no good.
Ohmori No.1, No.2	Rokugō and Ohmori	1:23 (Feb. 15)		Both broken.
Rokugō-Kunezaki		1:23 (Feb. 15)	11:55 (Feb. 15)	
Matsudo No.1, No.2	Higashi-Kameari	1:24 (Feb. 15)	14:04 (Feb. 15)	Matsudo S.S. and Tohhoku Keori S.S. are not operated. Wire between Poles No.7 and 8 was broken.
Hitachi-Kameari	Higashi-Kameari and Hitachi-Kameari	1:49 (Feb. 15)	7:03 (Feb. 15)	Customer's substation is out of order.
Mejiro-Ōji No.1	Mejiro and Ikebukuro	2:27 (Feb. 15)		

DECLASSIFIED E.O. 12065 SECTION 3-402/NNDG NO. 45013

Name of Transmission Line	Location (Line Between)	Time when interrupted	Time when restored	Status Quo
Tabata Tie No.1, No.2	Mejiro and Ikebukuro	2:34 (Feb. 15)		Portion of overhead line is good.
Kameari-Shirahige No.3, No.4	Nishi-Kameari and Shirahige	2:13 (Feb. 15)	9.05 (up to Kanebō S.S.) 9.35(Kasaigawa No.3 from Kanebō)	Only Kasaigawa S.S. and Nakagawa S.S. are loaded on Minami-Senju S.S.
Minami-Senjū No.3	Higashi-Ogu and Minami-Senjū	2:13 (Feb. 15)		
Nihonbashi No.2-Otsu	Oshima and Nihonbashi	1:18 (Feb. 15)		
Yoyogihara No.1, No.2	Yodobashi and Yoyogihara	1:37 (Feb. 15)	2.48(No.1) 3.19(No.2)	
Minami-Sunamachi No.3, No.4	Komatsugawa and Miya No.2	19:20 (Feb. 14)		Discon' Switch at the receiving side is no good.
Ginza No.1-Otsu	Kōjimachi and Ginza	2:25 (Feb. 15)		
Ōkawa No.2	Fall Line (Include the Suehiro-cho Line)	21:32 (Feb. 14)	13:12 (Feb. 15)	Bushing of O.C.B. Oil tank at Tajima S.S. was damaged.
Shibaura No.1, No.2	Suehiro-cho and Shibaura 2	22:07 (Feb. 14)	23:04(Feb.15) (No.1 only)	Not transmitted by request of customer.
Tsurumi No.1	Tajima and Suehirocho	17:33 (Feb. 14)	19:48 (Feb. 15)	
Onomachi No.2	Suehiro-cho and Ōsaka-Zosen	22:07 (Feb. 14)		Customer's fault. O.C.B.'s bushing and cable riser are no good.
Isaroku No.1	Kawasaki and Rokugō	1:42 (Feb. 15)	1:45 (Feb. 15)	

(Name of Substation)

DECLASSIFIED E.O. 12065 SECTION 3-402/NNDG NO. 45013

(Name of Substation)	Time when interrupted	Time when restored	Status Quo
Shiba	1:30 (Feb. 15)	6:00 (Feb. 15)	Operation of transformer bank of respective substation has been interrupted.
Ōi	1:23 (Feb. 15)	3:34 (Feb. 15)	
Samezu	1:23 (Feb. 15)	4:45	
Higashi-Ogu	1:13 (Feb. 15)	12:10 (Feb. 15)	

(Note) : Those underlined show substations and transmission lines of Nippon Hassoden Co.

M. Tanishika
M. Tanishika
Manager of Liaison Section
Kanto Haiden K.K.

Incl. : 2.(Trouble Report on Feeders)

DECLASSIFIED E.O. 12065 SECTION 3-402/NNDG NO. 45501/3

DECIASSIFIED E.O. 12065 SECTION 3-402/NNDG NO. 775013

Elec Power

Report of Damage on Feeders caused by Heav

(Report No.7

	Name of Branch Office	Present Condition of Feeders: Total No. of Feeders Fallen in Trouble	Totally now in Service	Partially now in Service	Totally Interrupted	Pole: Broken or Damaged	Pole: Inclined	Pole: Other
Tokyo Prefecture	Kyobashi	132	132	0	0	2	5	
	Komatsugawa	94	94	0	0	56	17	3
	Kanasugi	46	46	0	0	3	6	
	Toshima	52	52	0	0	1		
	Asagaya	49	49	0	0		2	25
	Ōi	101	101	0	0			9
	Tama	69	69	0	0	59	32	1
	Subtotal	543	543	0	0	131	62	38
	Kanagawa	202	196	6	0	709 (590)	1,109 (682)	23 (23)
	Saitama	155	155	0	0	502	766	
	Gumma	16	16	0	0	6	17	2
	Chiba	166	77	56	33	8,452 (1,157)	7,208 (1,019)	
	Ibaraki	208	193	10	5	1,329	707	
	Tochigi	20	20	0	0	2	3	1
	Yamanashi	24	24	0	0	117	6	
	Numazu	23	23	0	0	192	220	9
	Subtotal	814	704	72	38	11,309	10,046	35
	Total	1,357	1,247	72	38	11,440	10,108	73

Note : 1. ( ) shows those which have been restored
2. All services have been restored, except those areas of Kanaga

DECLASSIFIED E.O. 12065 SECTION 3-402/NNDG NO. 775013

port of Damage on Feeders caused by Heavy Snow Fall of Feb. 15, 1951

(Report No.7)

As of 10:00, 20 February, 1951
Kanto Haiden K.K.

y now ce	Totally Inter-rupted	Damages on Electrical Installations									
		Pole			Wire				Transf.		
		Broken or Damaged	Inclined	Others	H.T. Broken	H.T. Touched or Crossed	L.T. Broken	L.T. Touched or Crossed	Burnt-out	Others	Oil Switch
	0	2	5		25	19	15	22	48		6
	0	56	17	3	8	8	7	6	10	1	5
	0	3	6		21	2	20	2	15		2
	0	1			9	3			9	1	1
	0		2	25	37	10	127	17	14	1	1
	0			9	50			48	24		4
	0	59	32	1	52	16	71	27	2	3	
	0	131	62	38	152	108	240	122	122	6	19
	0	709 (590)	1,109 (682)	23 (23)	2,387 (6,066)	293 (293)	4,174 (3,745)	2,123 (2,067)	57 ((55))	73 (59)	43 ((32)
	0	502	766		110	75	450	500	42	21	5
	0	6	17	2	12		61	29	8		
	33	8,452 (1,157)	7,208 (1,019)		2,947 (573)	1,792 (478)	5,437 (2,750)	2,513 (1,126)	7 (2)	747 (29)	11 (6)
	5	1,329	707		347	83	1,524	413	54	86	3
	0	2	3	1	6		1	1	8	3	
	0	117	6		23	10	38	8	3	5	
	0	192	220	9	72	39	624	10	7	14	2
	38	11,309	10,046	35	5,904	2,292	12,309	5,597	186	949	64
	38	11,440	10,108	73	6,059	2,400	12,549	5,719	308	955	83

ve been restored
restored, except those areas of Kanagawa, Chiba and Ibaraki.

M. Tanishika
Manager of Liaison Section
Kanto Haiden K.K.

DECLASSIFIED E.O. 12065 SECTION 3-402/NNDG NO. 775013

of 10:00, 20 February, 1951
to Haiden K.K.

s	Transf.			Total No. of service-wire damaged	No. of Customers still in Trouble
hed or sed	Burnt-out	Others	Oil Switch		
22	48		6	5,495	
6	10	1	5	4,948	
2	15		2	6,700	
	9	1	1	770	
17	14	1	1	2,900	
	24		4	1,328	
27	2	3		2,116	
22	122	6	19	24,457	
23	57	73	43	26,575	
67)	((55))	(59)	(32)	(22,795)	9,650
00	42	21	5	7,200	
29	8			500	
13	7	747	11	43,338	207,095
26)	(2)	(29)	(6)	(12,894)	
13	54	86	3	7,854	23,923
1	8	3		400	
8	3	5		218	
10	7	14	2	3,056	
97	186	949	64	89,141	
19	308	955	83	113,598	

. Tanishika
anager of Liaison Section
nto Haiden K.K.

DECLASSIFIED E.O. 12065 SECTION 3-402/NNDG NO. 775013

Report of Damage on Feeders caused by He

(Report No.

	Name of Branch Office	Present Condition of Feeders: Total No. of Feeders Fallen in Trouble	Totally now in Service	Partially now in Service	Totally Interrupted	Pole: Broken or Damaged	Pole: Inclined	Pole: Others	Da: Br
Prefectural	Kyobashi	132	132	0	0	2	5	0	
	Komatsugawa	94	94	0	0	56	17	3	
	Kanasugi	46	46	0	0	3	6	0	2
	Toshima	52	52	0	0	1	0	0	
	Asagaya	49	49	0	0	0	2	25	3
	Oi	101	101	0	0	0	10	0	4
	Tama	69	69	0	0	59	32	1	5
	Subtotal	543	543	0	0	131	72	29	20
	Kanagawa	202	196	6	0	708 (635)	1,109 (718)	25 (25)	2,39 (2,25
	Saitama	155	155	0	0	502	766	0	11
	Gumma	16	16	0	0	6	17	2	1
	Chiba	166	84	68	14	8,634 (2,179)	8,147 (1,755)	0 (0)	3,6 (
	Ibaraki	208	196	7	5	1,556 (388)	764 (162)	0 (0)	37 (
	Tochigi	20	20	0	0	2	3	1	6
	Yamanashi	24	24	0	0	117	6	0	23
	Numazu	23	23	0	0	192	220	9	72
	Subtotal	814	714	81	19	11,717	11,032	37	6,6
	Total	1,357	1,257	81	19	12,425	11,104	66	6,6

Note : 1, ( ) shows those which have been restored
2. All services have been restored, except those areas of Kanagaw

DECLASSIFIED E.O. 12065 SECTION 3-402/NNDG NO. 775013

Report of Damage on Feeders caused by Heavy Snow Fall of Feb. 15, 1951

(Report No.8)

As of 10:00, 21 February
Kanto Haiden K.K.

of Feeders		Damages on Electrical Installations								
		Pole			Wire				Transf.	
					H.T.		L.T.			
rtially w in ervice	Totally Inter-rupted	Broken or Damaged	Inclined	Others	Broken	Touched or Crossed	Broken	Touched or Crossed	Burnt-out	Other
0	0	2	5	0	25	19	15	22	48	
0	0	56	17	3	8	8	7	6	10	
0	0	3	6	0	21	2	20	2	15	
0	0	1	0	0	9	3	0	0	9	
0	0	0	2	25	37	10	127	17	14	
0	0	0	10	0	48	2	42	6	25	
0	0	59	32	1	52	16	71	27	2	
0	0	131	72	29	200	60	282	80	123	
6	0	708 (635)	1,109 (718)	25 (25)	2,391 (2,256)	314 (314)	4,317 (3,893)	2,326 (2,276)	61 (60)	7 (6
0	0	502	766	0	110	75	450	500	42	2
0	0	6	17	2	12	0	61	29	8	
68	14	8,634 (2,179)	8,147 (1,755)	0 (0)	3,653 (802)	2,770 (760)	6,002 (3,522)	3,938 (4,550)	9 (3)	79 (8
7	5	1,556 (388)	764 (162)	0 (0)	378 (180)	93 (64)	1,600 (486)	548 (457)	64 (37)	8 (2
0	0	2	3	1	6	0	1	1	8	
0	0	117	6	0	23	10	38	8	3	
0	0	192	220	9	72	39	624	10	7	1
81	19	11,717	11,032	37	6,645	3,301	13,093	7,360	202	1,0
81	19	12,425	11,104	66	6,845	3,361	13,375	7,440	325	1,0

hose which have been restored
es have been restored, except those areas of Kanagawa, Chiba and Ibaraki.

M. Tanishika
Manager of Liaison
Kanto Haiden K.K.

DECLASSIFIED E.O. 12065 SECTION 3-402/NNDG NO. 775013

1951

As of 10:00, 21 February, 1951
Kanto Haiden K.K.

lations Transf. Touched or Crossed	Burnt-out	Others	Oil Switch	Total No. of service-wire damaged	No. of Customers still in Trouble
22	48	0	6	5,495	
6	10	1	5	4,948	
2	15	0	2	6,700	
0	9	1	1	770	
17	14	1	1	2,900	
6	25	0	7	1,366	
27	2	3	0	2,116	
80	123	6	22	24,295	
2,326	61	76	33	26,795	8,920
(2,276)	(60)	(61)	(32)	(23,405)	
500	42	21	5	7,200	
29	8	0	0	500	
3,938	9	792	16	51,039	167,084
(4,550)	(3)	(83)	(8)	(19,297)	
548	64	89	3	8,345	18,873
(457)	(37)	(26)	(2)	(4,737)	
1	8	3	0	400	
8	3	5	0	218	
10	7	14	2	3,056	
7,360	202	1,000	59	97,553	
7,440	325	1,006	81	121,848	

M. Tanishika

M. Tanishika
Manager of Liaison Section
Kanto Haiden K.K.

DECLASSIFIED E.O. 12065 SECTION 3-402/NNDG NO. 775013

Report of Damage on Feeder

Name of Branch Office		Present Condition of Feeders: Total No. of Feeders Fallen in Trouble	Totally now in Service	Partially now in Service	Totally Interrupted	Pole: Broken or Damaged	Pole: Incli
Tokyo	Kyobashi	132	132	0	0	2	5
	Komatsugawa	94	94	0	0	56	17
	Kanasugi	46	46	0	0	3	6
	Toshima	52	52	0	0	1	0
	Asagaya	49	49	0	0	0	2
	Ōi	101	101	0	0	0	10
	Tama	69	69	0	0	59	32
	Subtotal	543	543	0	0	131	72
Prefectural	Kanagawa	202	202	0	0	708	1,109
	Saitama	155	155	0	0	502	766
	Gumma	16	16	0	0	6	17
	Chiba	166	86	73	7	8,919 (2,725)	8,221 (2,212)
	Ibaraki	195	185	9	1	2,675 (1,916)	1,209 (907)
	Tochigi	20	20	0	0	2	2
	Yamanashi	24	24	0	0	117	6
	Numazu	23	23	0	0	192	220
	Subtotal	801	711	82	8	12,321	11,550
	Total	1,344	1,254	82	8	12,452	11,622

Note : 1. ( ) shows those which have been testored .
2. Service in Kanagawa is scheduled to be complele
3. Percentage service resumption to date is 64.4.

DECLASSIFIED E.O. 12065 SECTION 3-402/NNDG NO. 775013

Report of Damage on Feeders caused by Heavy Snow Fall of Feb. 15, 1951

(Report No.9)

As of 10:00,
Kanto Haiden

Condition of Feeders			Damages on Electrical Installations								
			Pole			Wire				Transf.	
						H.T.		L.T.			
ally in vice	Partially now in Service	Totally Inter-rupted	Broken or Damaged	Inclined	Others	Broken	Touched or Crossed	Broken	Touched or Crossed	Burnt-out	C
32	0	0	2	5	0	25	19	15	22	48	
94	0	0	56	17	3	8	8	7	6	10	
46	0	0	3	6	0	21	2	20	2	15	
52	0	0	1	0	0	9	3	0	0	9	
49	0	0	0	2	25	37	10	127	17	14	
01	0	0	0	10	0	48	2	42	6	25	
69	0	0	59	32	1	52	16	71	27	2	
3	0	0	131	72	29	200	60	282	80	123	6
22	0	0	708	1,109	25	2,391	314	4,317	2,326	61	76
55	0	0	502	766	0	110	75	450	500	42	21
16	0	0	6	17	2	12	0	61	29	8	0
6	73	7	8,919 (2,725)	8,221 (2,212)	0 (0)	3,659 (1,170)	2,793 (1,059)	6,718 (4,534)	4,147 (2,043)	17 (13)	796 (100
35	9	1	2,675 (1,916)	1,209 (907)	15 (15)	848 (734)	184 (155)	2,121 (1,011)	731 (540)	101 (81)	94 (41
0	0	0	2	2	1	6	0	1	1	8	3
4	0	0	117	6	0	23	10	38	8	3	5
3	0	0	192	220	9	72	39	624	10	7	14
1	82	8	12,321	11,550	52	7,121	3,415	14,330	7,752	247	1,009
4	82	8	12,452	11,622	81	7,321	3,475	14,612	7,832	370	1,015

ws those which have been testored .
in Kanagawa is scheduled to be compleletely resumed within today. and Ibaraki.
age service resumption to date is 64.4.

M. Tanishika
Manager of Liaison
Kanto Haiden K.K.

DECLASSIFIED E.O. 12065 SECTION 3-402/NNDG NO. 775013

of Feb. 15, 1951

Elec Power

As of 10:00, 22 February, 1951
Kanto Haiden K.K.

trical Installations Wire L.T. d or ed	Broken	Touched or Crossed	Transf. Burnt-out	Others	Oil Switch	Total No. of service-wire damaged	
	15	22	48	0	6	5,495	
	7	6	10	1	5	4,948	
	20	2	15	0	2	6,700	
	0	0	9	1	1	770	
	127	17	14	1	1	2,900	
	42	6	25	0	7	1,366	
	71	27	2	3	0	2,116	
	282	80	123	6	22	24,295	
	4,317	2,326	61	76	33	26,795	
	450	500	42	21	5	7,200	
	61	29	3	0	0	500	
	6,718 (4,534)	4,147 (2,043)	17 (13)	796 (100)	17 (7)	51,570 (24,974)	144,720
	2,121 (1,011)	731 (540)	101 (81)	94 (41)	10 (10)	17,483 (15,080)	2,530
	1	1	8	3	0	400	
	38	8	3	5	0	218	
	624	10	7	14	2	3,056	
	14,330	7,752	247	1,009	1,067	107,222	
	14,612	7,832	370	1,015	1,089	131,517	

M. Tanishika

M. Tanishika
Manager of Liaison Section
Kanto Haiden K.K.

DECLASSIFIED E.O. 12065 SECTION 3-402/NNDG NO. 775013

CORRECTION

THIS DOCUMENT
HAS BEEN REPHOTOGRAPHED
TO ASSURE LEGIBILITY

DECLASSIFIED E.O. 12065 SECTION 3-402/NNDG NO. 775013

Report of Damage on Feeders caused by Heavy

(Report No.9)

	Name of Branch Office	Present Condition of Feeders							Dama
		Total No. of Feeders Fallen in Trouble	Totally now in Service	Partially now in Service	Totally Interrupted	Pole			
						Broken or Damaged	Inclined	Others	Bro
Tokyo	Kyobashi	132	132	0	0	2	5	0	
	Komatsugawa	94	94	0	0	56	17	3	
	Kanasugi	46	46	0	0	3	6	0	
	Toshima	52	52	0	0	1	0	0	
	Asagaya	49	49	0	0	0	2	25	
	Ōi	101	101	0	0	0	10	0	
	Tama	69	69	0	0	59	32	1	
	Subtotal	543	543	0	0	131	72	29	20
Prefectural	Kanagawa	202	202	0	0	708	1,109	25	2,39
	Saitama	155	155	0	0	502	766	0	1
	Gumma	16	16	0	0	6	17	2	
	Chiba	166	86	73	7	8,919 (2,725)	8,221 (2,212)	0 (0)	3,6 (1,1
	Ibaraki	195	185	9	1	2,675 (1,916)	1,209 (907)	15 (15)	8 (7
	Tochigi	20	20	0	0	2	2	1	
	Yamanashi	24	24	0	0	117	6	0	
	Numazu	23	23	0	0	192	220	9	
	Subtotal	801	711	82	8	12,321	11,550	52	7,1
	Total	1,344	1,254	82	8	12,452	11,622	81	7,3

Note : 1. ( ) shows those which have been testored .
2. Service in Kanagawa is scheduled to be complelely resumed with
3. Percentage service resumption to date is 64.4.

DECLASSIFIED E.O. 12065 SECTION 3-402/NNDG NO. 775013

Report of Damage on Feeders caused by Heavy Snow Fall of Feb. 15, 1951

(Report No.9)

As of 10:00, 22
Kanto Haiden K.K.

Interruption of Feeders		Damages on Electrical Installations								
		Pole			Wire				Transf.	
					H.T.		L.T.			
Partially now in Service	Totally Interrupted	Broken or Damaged	Inclined	Others	Broken	Touched or Crossed	Broken	Touched or Crossed	Burnt-out	Others
0	0	2	5	0	25	19	15	22	48	0
0	0	56	17	3	8	8	7	6	10	1
0	0	3	6	0	21	2	20	2	15	0
0	0	1	0	0	9	3	0	0	9	1
0	0	0	2	25	37	10	127	17	14	1
0	0	0	10	0	48	2	42	6	25	0
0	0	59	32	1	52	16	71	27	2	3
0	0	131	72	29	200	60	282	80	123	6
0	0	708	1,109	25	2,391	314	4,317	2,326	61	76
0	0	502	766	0	110	75	450	500	42	21
0	0	6	17	2	12	0	61	29	8	0
73	7	8,919 (2,725)	8,221 (2,212)	0 (0)	3,659 (1,170)	2,793 (1,059)	6,718 (4,534)	4,147 (2,043)	17 (13)	796 (100)
9	1	2,675 (1,916)	1,209 (907)	15 (15)	848 (734)	184 (155)	2,121 (1,011)	731 (540)	101 (81)	94 (41)
0	0	2	2	1	6	0	1	1	8	3
0	0	117	6	0	23	10	38	8	3	5
0	0	192	220	9	72	39	624	10	7	14
82	8	12,321	11,550	52	7,121	3,415	14,330	7,752	247	1,009
82	8	12,452	11,622	81	7,321	3,475	14,612	7,832	370	1,015

those which have been testored .
Kanagawa is scheduled to be complelely resumed within today.
service resumption to date is 64.4.

M. Tanishika
Manager of Liaison
Kanto Haiden K.K.

DECLASSIFIED E.O. 12065 SECTION 3-402/NNDG NO. 775013

Elec Power

As of 10:00, 22 February, 1951
Kanto Haiden K.K.

cns				
	Transf.			Total No. of service-wire damaged
hed or sed	Burnt-out	Others	Oil Switch	
2	48	0	6	5,495
6	10	1	5	4,948
2	15	0	2	6,700
0	9	1	1	770
7	14	1	1	2,900
6	25	0	7	1,366
7	2	3	0	2,116
0	123	6	22	24,295
6	61	76	33	26,795
0	42	21	5	7,200
9	8	0	0	500
7 3)	17 (13)	796 (100)	17 (7)	51,570 (24,974)	144,720
1 0)	101 (81)	94 (41)	10 (10)	17,483 (15,080)	2,530
1	8	3	0	400	
8	3	5	0	218	
0	7	14	2	3,056	
2	247	1,009	1,067	107,222	
2	370	1,015	1,089	131,517	

M Tanishika

M. Tanishika
Manager of Liaison Section
Kanto Haiden K.K.

DECLASSIFIED E.O. 12065 SECTION 3-402/NNDG NO. 775013

Mr. W.J. Jones 21st January. 10.20.
May I ask your help again?

M. TANISHIKA
MANAGER OF
LIAISON SECTION

KANTO HAIDEN K. K.
NO. 1, 1-CHOME, TAMURA-CHO, SHIBA,
MINATO-KU, TOKYO.
TEL. (57) 2145, 2758, 5531
(38) 2268 (HOME)

January 26, 1951
Kanto Haiden K.K.

...tion

...offer to the report we have previously submitted to your office on January 24, 1951, factories who are hard to shift the holiday from Sunday to Week-day in cooperation for power conservation are hereby reported as follows:

1. In Kanto Haiden Toshima Branch's Service Area:
Tokyo Kōgaku Kikai K.K.(Tokyo Optical Instrument Mfg Co.)
Name of Superviser:
Mr. Walter R. Slowinski
Tokyo Ordnance Depot
Tel.: 80 - 2419 (Mr. Ono)

2. In Kanto Haiden Ōi Branch's Service Area:
Higashi-Nihon Jukogyō K.K.(East-Japan Heavy-Industrial Co.)
Tokyo Manufactory
Name of Superviser:
Col. C.P. Kumbell Pewes
Tokyo Ordnance Automatic Center
Tel.: 03 - 3198 (Mr. Tsuchiya)

In Same Area :
Nihon Tokushukō K.K.(Japan Special Steel Co.)
Kamata Plant
Names of Superviser:
Capt. Snow (not in service because of sickness)
Sgt. Clark
Sgt. Meinposk
Corporal Fielb
Tel. : 06 - 0101 -(6):Mr. Yokoyama

Thanking for your kind disposal,

Yours very respectfully,

M. Tanishika
Manager of Liaison Section
Kanto Haiden K.K.

DECLASSIFIED E.O. 12065 SECTION 3-402/NNDG NO. 775013

関東配電株式會社
業務部
涉外課長
谷 鹿
光 治
東京都港区芝田村町一丁目一番地ノ二
電話銀座(57)五五二一番
直通銀座(57)五五一四三五番
(7105)

January 26, 1951
Kanto Haiden K.K.

Jones
o Civil Affairs Region

ponse to your kind offer to the report we have previously
your office on January 24, 1951, factories who are hard
holiday from Sunday to Week-day in cooperation for
power conservation are hereby reported as follows:

82-1171 Ext 2

1. In Kanto Haiden Toshima Branch's Service Area:
Tokyo Kōgaku Kikai K.K.(Tokyo Optical Instrument Mfg Co.)
Name of Superviser:
Mr. Walter R. Slowinski
Tokyo Ordnance Depot
Tel.: 80 - 2419 (Mr. Ono)

Med. T.O.C

Contract No.
TD. JPNT 592
Dollar Cont DA92-502-FEC-774

2. In Kanto Haiden Ōi Branch's Service Area:
Higashi-Nihon Jukogyō K.K.(East-Japan Heavy-Industrial Co.)
Tokyo Manufactory
Name of Superviser:
Col. C.P. Kumbell Pewes
Tokyo Ordnance Automatic Center
Tel.: 03 - 3198 (Mr. Tsuchiya)

OK Saturday
1 Sept to Dollar Contract
DA 92-502-FEC
-1142
TEW

3. In Same Area :
Nihon Tokushukō K.K.(Japan Special Steel Co.)
Kamata Plant
Names of Superviser:
Capt. Snow (not in service because of sickness)
Sgt. Clark
Sgt. Meinposk
Corporal Fielb
Tel. : 06 - 0101 -(6):Mr. Yokoyama

OK Thursday
JPNT 615
JPNB 221
YED
Procurement Div
Engineering Sect
In future it will be Maintenance Sect.

Thanking for your kind disposal,

Yours very respectfully,

M. Tanishika
M. Tanishika
Manager of Liaison Section
Kanto Haiden K.K.

O.F. Letter
Contract number
Week Day off.

Yokohama Ordnance Depot
Lt Col Farmer - 2-0167. - Major Kade

DECLASSIFIED E.O. 12065 SECTION 3-402/NNDG NO. 775013

January 26, 1951
Kanto Haiden K.K.

Mr. W.J. Jones
Kanto Civil Affairs Region

Dear Sir;

In response to your kind offer to the report we have previously submitted to your office on January 24, 1951, factories who are hard to shift the holiday from Sunday to Week-day in cooperation for power conservation are hereby reported as follows:

1. In Kanto Haiden Toshima Branch's Service Area:
Tokyo Kōgaku Kikai K.K.(Tokyo Optical Instrument Mfg Co.)
Name of Superviser:
Mr. Walter R. Slowinski
Tokyo Ordnance Depot
Tel.: 80 - 2419 (Mr. Ono)

2. In Kanto Haiden Ōi Branch's Service Area:
Higashi-Nihon Jukogyō K.K.(East-Japan Heavy-Industrial Co.)
Tokyo Manufactory
Name of Superviser:
Col. C.P. Kumbell Pewes
Tokyo Ordnance Automatic Center
Tel.: 03 - 3198 (Mr. Tsuchiya)

In Same Area :
Nihon Tokushukō K.K.(Japan Special Steel Co.)
Kamata Plant
Names of Superviser:
Capt. Snow (not in service because of sickness)
Sgt. Clark
Sgt. Meinposk
Corporal Fielb
Tel. : 06 - 0101 -(6):Mr. Yokoyama

Thanking for your kind disposal,

Yours very respectfully,

M. Tanishika
Manager of Liaison Section
Kanto Haiden K.K.

DECLASSIFIED E.O. 12065 SECTION 3-402/NNDG NO. 775013

2. Similar request as the above was also made individually by the Company to some 4,000 factories each of whose demand is 50KW or over but below 500KW and whose totalled demand is about half a million KW, in the efforts to transfer portion of the normal week-day loads to those of Sunday, which it is considered to have resulted in about 95% cooperation, or of 3,800 customers.

3. However, no proper balance of power demand-and-supply being possible to be maintained with only the above measures effected, request has been made also to all the stores concerned for suspension of the Neon-sign service twice a week except for Sunday from 5 p.m. through all the night.

In order to realistically clarify the effects of this request, a schedule for request of suspension has been made for each of the branch offices on basis of its respective service sub-areas, as shown in the following Table II:

Table II.

Branch	Sub-Service Areas	Service-Suspension Week-days	Principal Congested Streets Within Respective Areas
Kyobashi	All areas.	Mon. & Thurs.	Ginza, Yurakucho, part of Shinjuku, Shibuya, & Shimbashi
Komatsu-gawa	All areas.	Tues. & Fri.	Street in front of Kinshicho Station, Monzen-nakacho, Susaki, Street in front of Shin-koiwa, Station, & Area in and around Mukojima.
Kanasugi	All areas.	Wed. & Sat.	Asakusa, Ueno, Machiya, Kameari, & Kita-senju.
Toshima	All areas.	Wed. & Sat.	East & West entrances of Ike-bukuro Station, Sugamo-jizo-dori, Jujo-ginza, Street in front of Ohji Station, Street in front of Shimo-jujo Station, East & West entrances of Akabane Station, Street in front of Itabashi Station, Street in front of Ohyama Station, Shopping center in Nakaitaba-shi, & Shopping center in Yana-gicho.

DECLASSIFIED E.O. 12065 SECTION 3-402/NNDG NO. 775013

Branch	Sub-Service Areas	Service-Suspension Week-days	Principal Congested Streets Within Respective Areas
Asagaya	All areas.	Mon. & Thurs.	Shinjuku, Kōenji, Asagaya, Nishi-ogikubo, & Shimo-kitazawa.
Ōi	All areas	Tues.& Fri.	Amusement center in Gotanda, Shopping center in Gotanda, Koyama-hondori, Kita-senzoku Area, Higashiguchi & Nishi-guchi Areas, Toritsu-Shōkō-dori, & Sangenjaya-dori.
Kanagawa	Naka Sub-branch	Mon. & Thurs.	Isezakicho, Yamashitacho, Akebono-cho.
	Takashima-dori S.B.	Mon. & Thurs	Noge
	Tsurumi Sub-B.	Tues. & Fri.	Shopping center along railway.
	Kawasaki Sub-B.	Tues. & Fri.	Shopping center along railway.
	Yokosuka Sub-B.	Wed. & Fri.	
	Kamakura S.B.	Wed. & Fri.	
	Hiratsuka S.B.	Wed. & Sat.	
	Atsugi Sub-B.	Wed. & Sat.	
	Odawara Sub-B.	Mon. & Thurs.	
Tama	All areas.	Mon. & Thurs.	
Saitama	All areas.	Mon. & Fri.	
Gumma	All areas.	Mon. & Thurs.	
Chiba	All areas.	Mon. & Thurs.	
Ibaraki	All areas.	Mon. & Thurs.	
Tochigi	All areas.	Differently according to 8 divisions.	
Yamanashi	All areas.	Mon. & Thurs.	
Numazu	All areas.	Tues. & Fri.	

The above request was delivered to the customers generally through the order of procedures as described below :

(1) Request was made at the outset for an all-out cooperation by department store associations, United associations of commerce and industry, unions of restaurants and eating-houses, shopping center groups, unions of neon-sign manufacturing and building, etc. in the respective areas.

(2) Under the cooperation of the leaders of the above bodies, the letters of request were distributed individually to the stores, or their understanding was requested individually through personal explanation by the Company's employee of the power situation.

DECLASSIFIED E.O. 12065 SECTION 3-402/NNDG NO. 775013

Electric Power Conference at Togyo Club 9th Jan 51

Mr. Tanishita Chief of Liaison Section of Kanto Haiden

We are very happy to have this meeting on Electric power by the kind arrangement of Kanto Civil Affairs Region with ~~many~~ the attendance of representatives of consumers and electricity generating and supplying companies as Nihon Hassoden and Chubu Haiden

At first the meeting will be started by the general explanation of Mr. K. Sasamori of Business Department of Kanto Haiden.

Mr. K. Sasamori (Chief of Business section Kanto Haiden)

I am happy to have this chance to talk with many representatives of many fields I will explain about fundamental matters and then detail will be explained by other section chiefs and section chief from Chuba Haiden

Speaking from the standpoint of us who are in charge of supply of electric power, the winter of last year and the year before last were very good. But the undesirable condition started from Oct. last year and cycles was apt to step down. Kanto Haiden considered every method and tried everything in order to avoid the stepping down of cycle

December is the busiest period for manufacturing factories, Therefore we prayed and tried our best to avoid ~~the stoppage~~ the shut off of electric current at least until year end. And with all our members, we negotiated with main consumers and individual consumers and others to avoid peak hour, to use suitable fuse and to switch off electricity on daytime.

By such an effort,

~~about~~ 40,000 ~ 50,000 KW on major consumers
15,000 ~ 16,000 KW on general consumers
about 25,000 KW on other field

totaling about 80,000 KW was reduced from peak load at peak time.

DECLASSIFIED E.O. 12065 SECTION 3-402/NNDG NO. 775013

Due to the lasting fine weather in year end and new year, the stock of water has been reduced by and by, and in the case where all factories get out of holidays and the operation is recovered the relation of demand and supply is serious as below table shows :-

	Peak in daytime KW	Peak in evening KW	KWH of a day at an average KWH
Supply [illegible]	[illegible]	[illegible]	[illegible]
[illegible]	1,130,000	1,310,000	22,900,000
Total demand (expected)	1,250,000	1,480,000	25,000,000
shortage	120,000	170,000	2,100,000

~~In the period of~~ During 1 Dec ~~through~~ 5 Dec, we had the peak load of about 1,400,000 KW, and on 1 Dec we had the highest consumption of ~~approximately~~ 26,000,000 KWH. The above ~~list~~ was figured out through the past real consumption and attaching conditions

And the shortage of those 170,000 KW can not be helped without co-operation of consumers. In 1947, even 920,000 KW could not be supplied and we had that frequent current shut-off.

The figures of 1,480,000 KW was the highest ~~figure~~ one which can be offered with the all power of Kanto Haiden and Nippon Haisoden at the present status

The only relieving method is the co-operation of consumers.

DECLASSIFIED E.O. 12065 SECTION 3-402/NNDG NO. 775013

Mr. Wada (Adjustment section of Kanto Haiden)

I will explain from the condition of water.

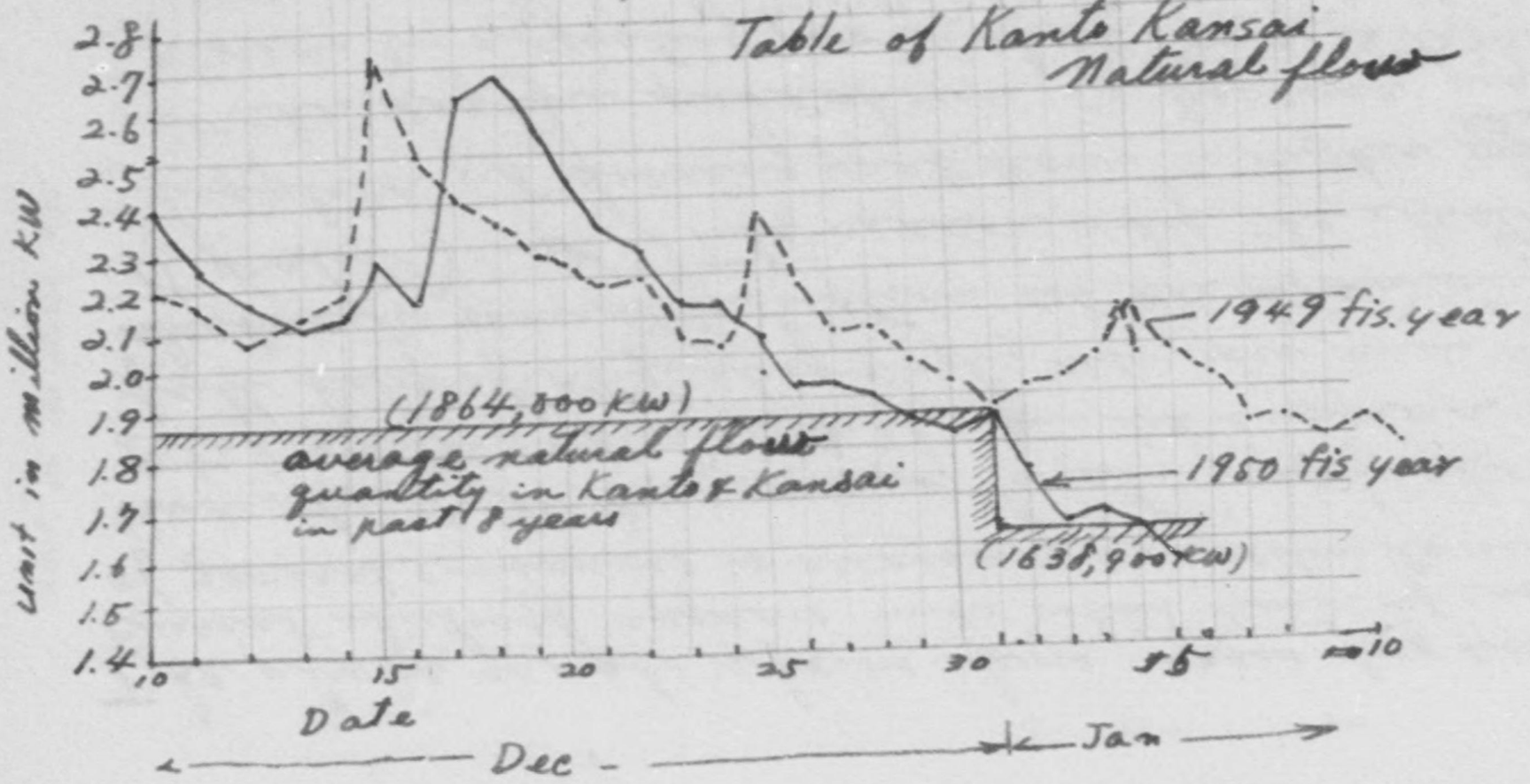

As above graph shows, the condition of natural flows was critical one time and it was recovered around 10th Dec, but since then it has been stepping down by and by and now it is worse than the average of past 8 years. Since the operation of factories has not been recovered yet to the ordinary condition (because they have not got out of new year holidays feeling yet), the supply could be carried on until now, but if all factories came back to the full operation, it is hopeless.

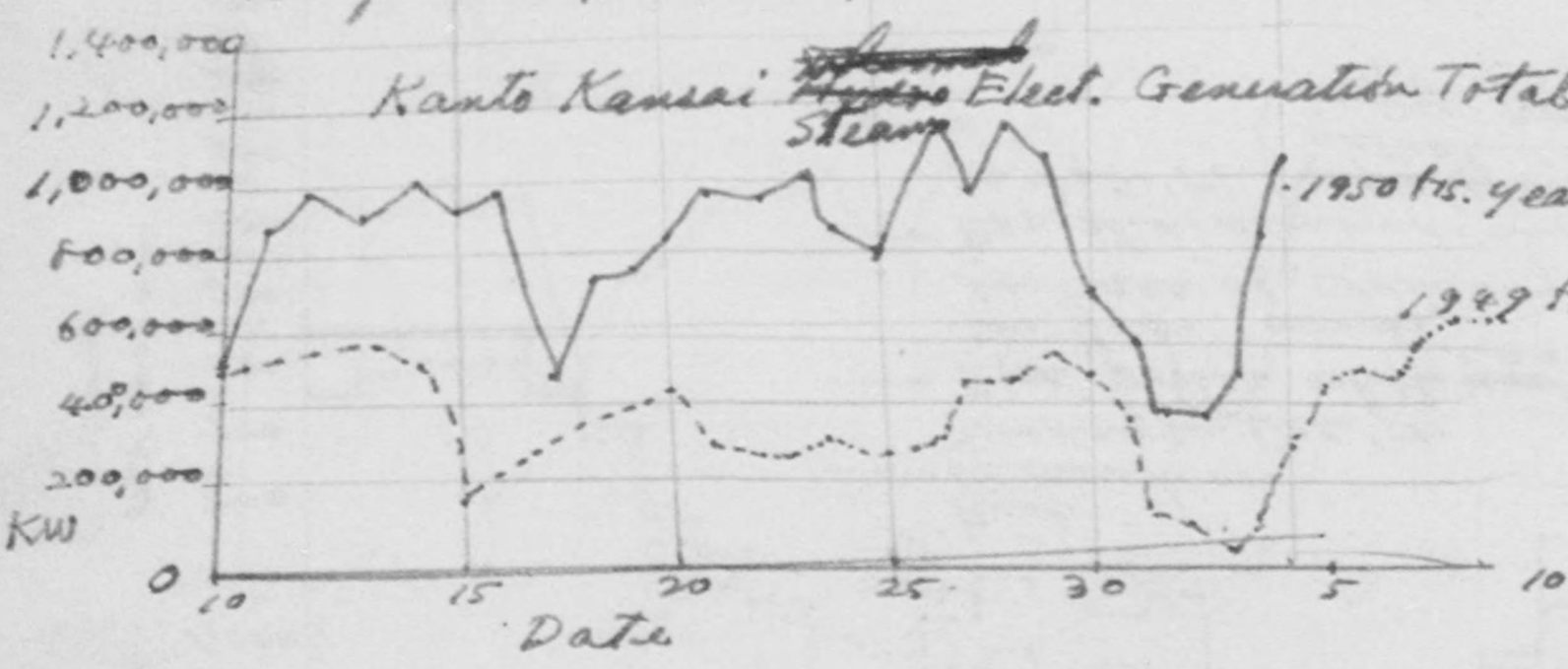

As the above graph shows, the steam electricity generat~~ing~~ion has made much improvement this year beyond last year.

However in the point of demand, this fiscal year is much higher than the last fiscal year.

For instances on 23 Dec. 1949 we had the highest consumption (in the last fiscal year) of 23,000,000 KWH ~~in~~, but in this fiscal year we had the consumption of 26,000,000 KWH on 1st Dec '50 already, and the consumption comes over often 25,000,000 KWH. in one day.

And at the same time, the rationalization of power consumption in this fiscal year is not ~~successful~~ yet as the last fiscal year.

DECLASSIFIED E.O. 12065 SECTION 3-402/NNDG NO. 775013

In the last year, the system of the electric power holiday was adopted. Therefore ~~the~~ the difference of power consumption depend on day of a week was not large. However this year, the power consumption ~~difference~~ difference between Sunday and ~~week~~ week days is still great.
Also regarding the peak load, this year is in worse condition than last year.
This year, the peak is about 1,500,000 KW at an average and it was around 1,200,000 KW last year.

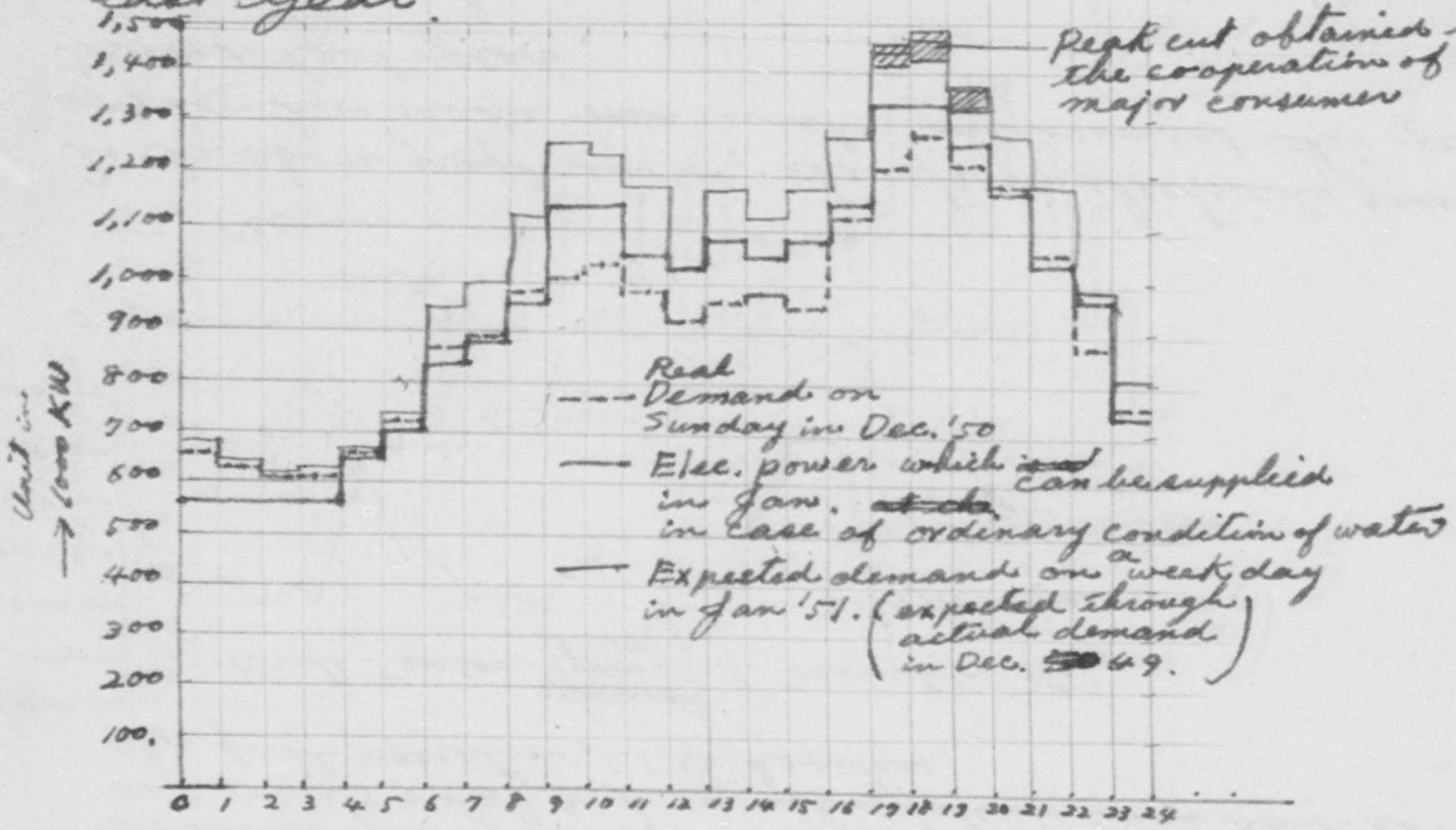

	Peak-hour in Evening	Peak-hour in day time	KWH Per one day
Supplyable power	1,310,000 KW	1,130,000 KW	22,900,000
Expected load on week day	1,480,000 KW	1,250,000 KW	25,000,000 KWH
Shortage (Balance)	170,000 KW	120,000 KW	2,600,000 KWH
Expected load on Sunday	1,277,000 KW	1,020,000 KW	22,000,000 KWH

The above graph shows how crisis for emergency current shut-off appears and what kind of cooperation of general consumers is necessary in order to avoid that. And the full line curve in the graph shows the total electric power which can be supplied with the full help of adjusting pool, reservoir and steam electricity generation station at the ordinary condition of water flow. The reason why the electric power supplied at evening peak hour is higher than that at the daytime peak-hour is because water is stored in adjusting pool while load is light and used in evening peak-hour with the full operation of equipment in order to meet the demand curve, and also because the steam electricity generating equipment is operated at the highest efficiency around that time.

DECLASSIFIED E.O. 12065 SECTION 3-402/NNDG NO. 775013

In the last year, ~~the system of~~ the electric power holiday was adopted. Therefore ~~the~~ the difference of power consumption depend on day of a week was not large. However this year, the power consumption ~~difference~~ difference between Sunday and ~~the~~ week days is still great.
Also regarding the peak load, this year is in worse condition than last year.
This year, the peak is about 1,500,000 KW at an average and it was around 1,200,000 KW last year.

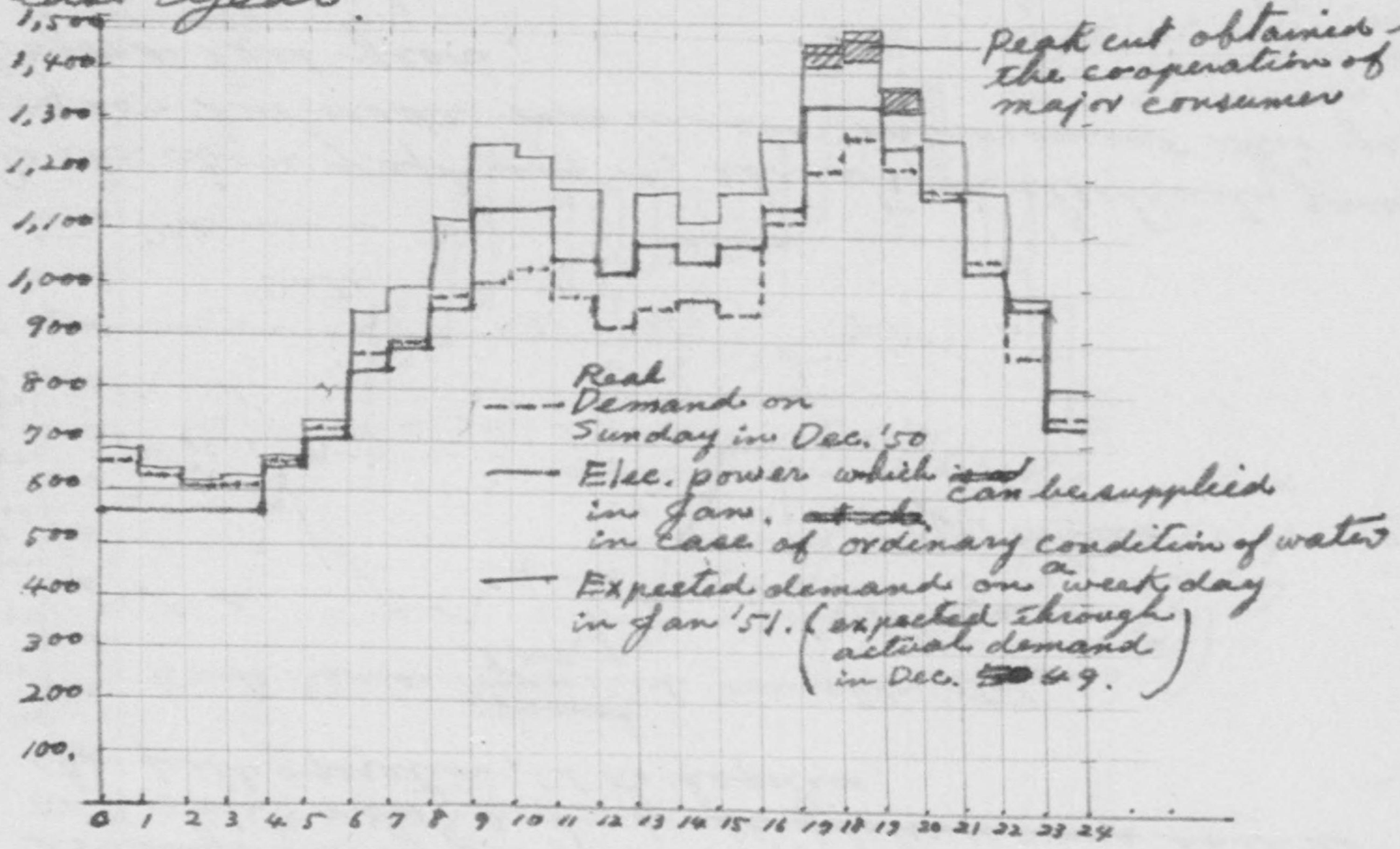

	Peak-hour in Evening	Peak-hour in day time	KWH Per one day
Supplyable power	1,310,000 KW	1,130,000 KW	22,900,000
Expected load on week day	1,480,000 KW	1,250,000 KW	25,000,000 KWH
Shortage (Balance)	170,000 KW	120,000 KW	2,600,000 KWH
Expected load on Sunday	1,277,000 KW	1,020,000 KW	22,000,000 KWH

The above graph shows how crisis for emergency current shut-off appears and what kind of cooperation of general consumers is necessary in order to avoid that. And the full line curve in the graph shows the total electric power which can be supplied with the full help of adjusting pool, reservoir and steam electricity generation station at the ordinary condition of water flow. The reason why the electric power supplied at evening peak hour is higher than that at the daytime peak-hour is because water is stored in adjusting pool while load is light and used in evening peak-hour with the full operation of equipment in order to meet the demand curve, and also because the steam electricity generating equipment is operated at the highest efficiency around that time.

DECLASSIFIED E.O. 12065 SECTION 3-402/NNDG NO. 775013

As explained above, the shortage of electricity supply has two cases as follow: -

1). A case where the quantity of electric power (KWH) can be supplied but there is a shortage in the peak of power (KW)

This is the case we have had up to now.

~~2~~.

2). A case where we have shortage both in quantity of electric power (KWH) and peak of power (KW)

This is the case anticipated from now on.

When we suppose the case of (1), that is, the case where the water flow condition is a little better than ordinary year and the full line curve in the graph on page 4 is raised in the similar shape enough to cover the day time peak, the shortage of supply appears only ~~on~~ at evening peak-hour and the maximum shortage is approximately 50,000 KW ~ 100,000 KW.

Therefore we have publicized to consumers ~~not to use~~ to avoid the use of electric heater and electric power at the evening peak hour, and asked around by visiting individual houses, and at the same time, we have asked major consumers of factories to stop ~~appro~~ operation ~~in of~~ evening ~~hours~~, operating plants some other time in. By this efforts, we could obtain the cooperation of 54 ~~fa~~ factories, whose contracted power totaling 232,000 KW, and ~~de~~ succeeded in making a peak-cut of 45,000 KW at the evening peak hour, in Dec. 1950.

Furthermore, anticipating some more reduction of water flow quantity, and shortage in peak power both in daytime and evening, we have asked factories to operate on Sunday ~~and~~ in order to cut off peak at the peak-hour in daytime and evening of weekdays.

In the graph on page 4, we showed the demand curves on recent Sunday, which shows that we can afford to supply more in daytime of Sunday.

When we have worse condition than above mentioned condition, it becomes the case of (2).

In this case, the shortage of supply will be seen ~~even~~ in quantity of electric power also, and we have to worry about emergency current shut-off through day and night.

DECLASSIFIED E.O. 12065 SECTION 3-402/NNDG NO. 775013

As counter-measures for that case, we have followings:—

(1) to make fuses be proper in houses of fixed consumption.
(2) to enforce the switching-off of light in daytime
(3) rationalization of power consumption.
(4) prevention of steeling of electric current.

In accordance with these counter measures, we have tried our best in obtaining the cooperation of consumers. However, speaking from the present status, it is very hard to hold the present cycle and to insure the supply ~~without~~ unless we have the ~~of~~ water flows quantity which is 10 % more than ordinary year

As a conclusion, the power supply condition from now on is just depend on the cooperation of every kind of consumers.

---

question:—

Brake down the peak load by kind of consumers.

answer.

Peak load

1,480,000 KW ...
evening peak load

Minor consumers	—	80,000 KW
major "	—	420,000 "
for Business (for building and offices and others		110,000 "
for light & heat		80,000 "
Others (Kampai's own use & steeling of current & others		70,000 "

1,250,000 KW ..
day time peak load.

Minor consumer	190,000 KW
Major "	680,000 "
for Business	130,000 "
heat & light	200,000 "
others	50,000 "

DECLASSIFIED E.O. 12065 SECTION 3-402/NNDG NO. 775013

Question:- Proportion of power distribution to each regional Haiden

Answer:-

	daytime	evening
Tohoku ~~Regin~~ Haiden	9 %	9.3 %
Kanto Haiden	28.1 %	29.4 %
Chubu "	13.8 %	13.7 %
Hokuriku "	4.4 %	4.0 %
Kansai "	27.2 %	26.1 %
Chugoku "	6.8 %	6.5 %
Kyushu "	10.7 %	11.0 %
Total.	100 %	100 %

Question:

Rationalization of power consumption is very important. However ~~according to~~ the former calculation to figure out the allocation was based upon the real consumption ~~of~~ of the last year /n that case it is unprofitable for consumers if they cooperate to Kanto Haiden and save the consumption.

And in a case where a certain consumer shows a good cooperation and saves a certain amount of electric power, is Kanto Haiden considering some method to repay him for his cooperation, as to give him additional allocation in next allocation?

Answer

The caluculation method was revised in the later part of the last year. According to the present way, the allocation once fixed doesn't change forever. And when it is recognized that the consumer can not carry out the operation with the allocation, some consideration is taken. Therefore they will never have such an case as receive disadvantages by cooperating to ~~the~~ Haiden Company.

DECLASSIFIED E.O. 12065 SECTION 3-402/NNDG NO. 775013

Elec Power Corp
Ldn

Recent power situation and
asking for customers' cooperation
to save power

January 9, 1951
Kanto Haiden K.K.

1. Favorable condition of natural flow at power source area had brought us a merit of abundance of water whose amount had been more than the average of normal years and last comparatively for long time.

But this ended in the unbalance between power demand and supply of November after gradual coming of dryness subsequent to entering in October 1950. This unbalance brought the drop of standard frequency and caused a fear of our unwilling taking-up of emergency service interruption.

Therefore, this company initiated a large movement aiming at prevention of this kind of service interruption by asking for all customers' cooperation in securing power and also their understanding of our effort paying in extension of power source and reduction of power losses. This movement had been carried out for one month from December 11, 1950 and could get fine results. Together with the results of this movement, an unexpected rainfall in the middle of December gave us a happy relaxation during the period of Christmas days and year end and new year days, of which we are thanking God, and simultaneously appreciating customers' cooperation which seemed His help for us.

2. However, since after the beginning of January 1951, it has been getting in the genuine winter dry season and a gradual

DECLASSIFIED E.O. 12065 SECTION 3-402/NNDG NO. 775013

decrease of natural flow amount tells us a foreshadow of its severeness.

Attached Fig. I shows "how the natural flow in the central part of Japan Proper has been during the latest (about) one month beginning December 10, 1950" and "thermal power generation during the same period and in the same part of Japan. This Fig. indicates the insufficiency of natural flow amount of these days in comparison with the average of past 8 years. While the condition of power source has been such, the balance between power demand and supply has been barely kept owing to inactivity of factory works at the beginning of January, but in consideration of, the normal amount of demand, and of natural decrease of water amount as usual years, the amount of power available for supply may be anticipated to run short by 120,000KW of demand in day time and 170,000KW in the evening at their peak and also approximately 2,100,000KWH of the daily average of energy (excl. Sunday) as per shown on the following Table No. 1.

Table No.1

		Daytime Max. Demand in KW	Evening Max. Demand in KW	Daily Average of Energy in KWH
Power Available for Supply	Rec'd from Nippon Hassoden	1,010,000	1,165,000	20,050,000
	Generated by own plants	120,000	145,000	2,850,000
	Total	1,130,000	1,310,000	22,900,000
Total Demand(Estimated)		1,250,000	1,480,000	25,000,000
Insufficiency		120,000	170,000	2,100,000

DECLASSIFIED E.O. 12065 SECTION 3-402/NNDG NO. 775013

3. It must be natural for electric enterpriser, in order to meet this insufficiency of available power, to prepare everything which may enable the operation of requlating ponds, reservoirs, thermal power plants, etc. at their full capacity more than figures on records, especially at the time of such light load as that of year end or new year beginning, and to repair wrong parts of thermal power plants trying to secure the possiblly available amount of power. When we compare the present availability of supplying power of this company with that of those days when the immergency service interruption was unavoidable because of inability to secure about 920,000KW of demand in 1947, if this year will be the normal flow year as per shown on the Table No.1, 1,310,000KW of power may be secured. Therefore, it may be said that the availability of this company has been increased by approximately 400,000KW. However, on the other hand, the demand of customers of this company is showing an increase of about 600,000KW at the evening peak compared to that of 1947, and also 250,000KW has increased unexpectedly in comparison with that of last 1949, which still means a shortage of available power as indicated on Table No.1. Accordingly, without cooperation of customers, pinch of service interruption will be unavoidable whatever one may do.

Fig. II is an attachment by which we have to ask all customers to understand "how the so-called pinch of electric power is brought about and "with what-like cooperation of customers, how this pinch may be avoided".

DECLASSIFIED E.O. 12065 SECTION 3-402/NNDG NO. 775013

This Fig. is a daily condition of power supply, and thick line shows the available power in both KW (demand) and KWH (energy) when all such generating facilities as regulating ponds, reservoirs, thermal power plants, etc. are fully operated in case where the amount of natural flow is equal to the average of that in normal years.

The reason why the availability in the evening is more than that in daytime at maximum is that it is possible to save water for generating power in regulating ponds at the time of light load in proportion to hourly demand shown in this Fig. and to fully utilize those regulating ponds in the evening and also to operate thermal power plants in most efficient way in the evening. However, at the time of dryness, as there is a limit in generation of electric energy (KWH), if the daytime demand (load) gets increased due to such factors as the weather (cloudy or rainy), etc., such case will come up as may be impossible to supply power at the maximum as indicated in the Fig.

4. From reasons stated above, there will occure the following two cases of shortage of the availability for supply.

(1) The case where the energy (KWH) may be supplied, but the maximum (demand in KW) gets short.

(2) The case where both energy and maximum are not sufficient.

At first, in case of (1) above and, where the natural flow amounts somewhat over the normal year average, shape of thick line is about same as that of Fig. II and daytime demand reach up to the height of daily demand, the shortage of available amount of power will come out only in the evening time, insufficiency in maximum demand of which will become 50,000KW to 100,000KW.

DECLASSIFIED E.O. 12065 SECTION 3-402/NNDG NO. 775013

Consequently, this company recommended all customers not to use the power for heaters or for motors in the evening peak hour. This asking was made not only to respective customer, but especially to large factory to stop their operation in the evening peak and use other hours. We could have had kind cooperation of 54 factories and 232,000KW of contract demand in last December and could get such fine record as 45,000KW of maximum demand was under control in the evening.

Taking into our consideration the case where the maximum demand will run short for short while in the evening and moreover the natural flow amount gets down some-what, we have also made another asking to each factory to utilize Sunday and to control their operation of factories at daytime maximum hour and at the evening peak of weekday.

Fig. II contains the condition of demand in recent Sundays. Sunday still leaves a little room of availability for supply in daytime.

Otherwise, it will be the case of (2) where the availability will completely be short, and therefore, unwilling taking-up of emergency method---service interruption throught day and night----- must be carried out.

If the case might be so, this company would like to take the following measures for prevention of service interruption with good understanding of customers:

(1) To use proper fuses for flat rate customers.

(2) To always switch off the lamp in daytime.

(3) Rationalization of using electricity.

etc.

DECLASSIFIED E.O. 12065 SECTION 3-402/NNDG NO. 775013

And paying our best effort to expel illicit use of power.
At present, it may be hard to keep the standard frequency nor to secure the sufficient availability unless some 10% increase of natural flow is expected in comparison with the average year.

And also, if the dryness will last for long period, as an emergency measure as provided in Art. 13 of the Electric Power Demand and Supply Adjustment Regulations, power-holiday schedule, prohibition of using power for heaters and motors in the evening, etc. may have to be taken up.

5. The above are summaries of power situation of these days. However, we, this company, would like to state our conviction here that any trouble on our customers must be confined within the least by our utmost effort in securing the available power for the service betterment.

Your kind help and cooperation of customers toward us derived from hearty sympathizing and also from reasonable comprehension will be much appreciated.

DECLASSIFIED E.O. 12065 SECTION 3-402/NNDG NO. 775013

Fig.I Tendency of Supply availability in latest one month

第一図 最近一ケ月間に於ける供給力趨勢図

Total amount of natural flow in Kanto and Kansai
関東関西自然流量合計

関東配電株式会社
Kanto Haiden K.K.

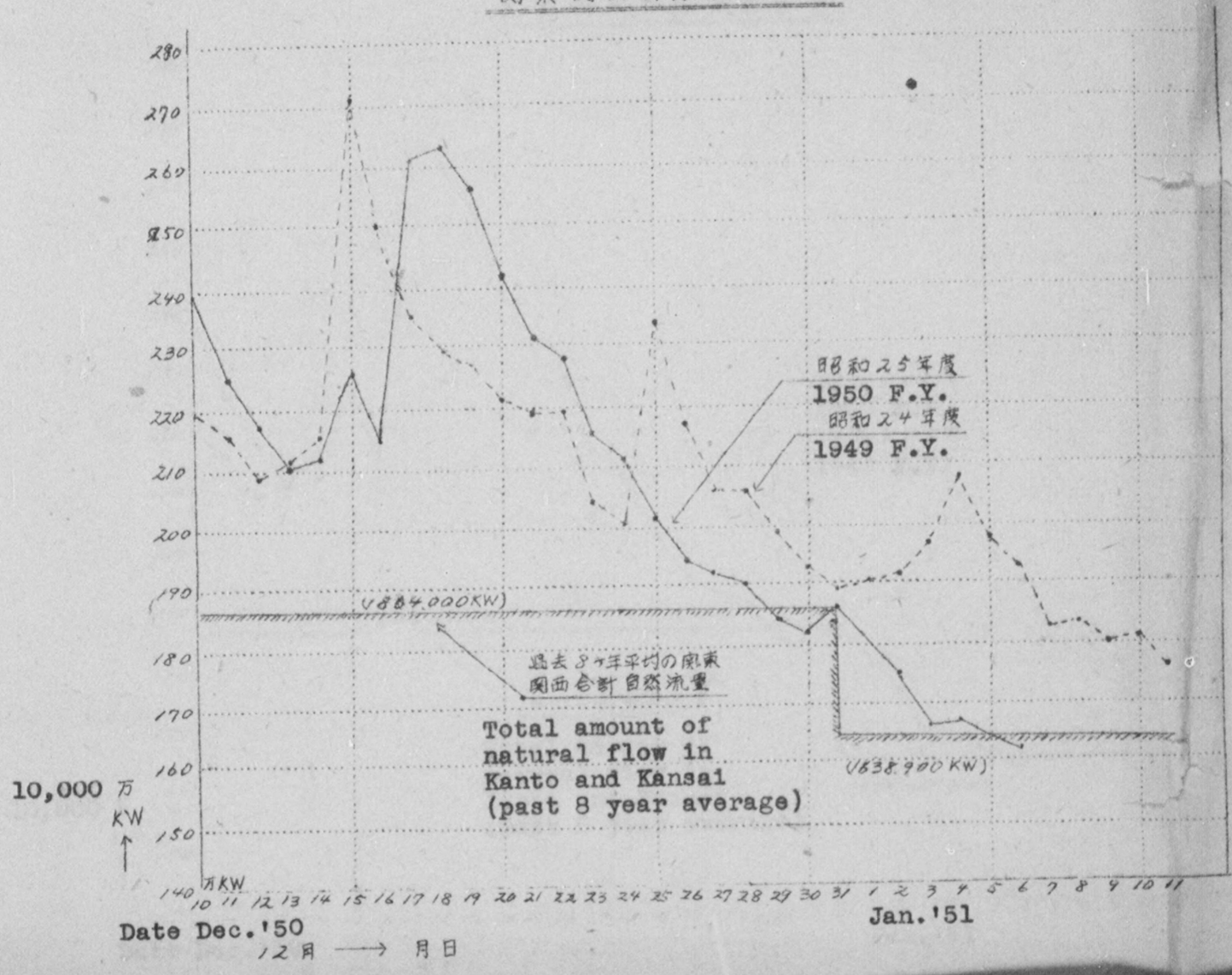

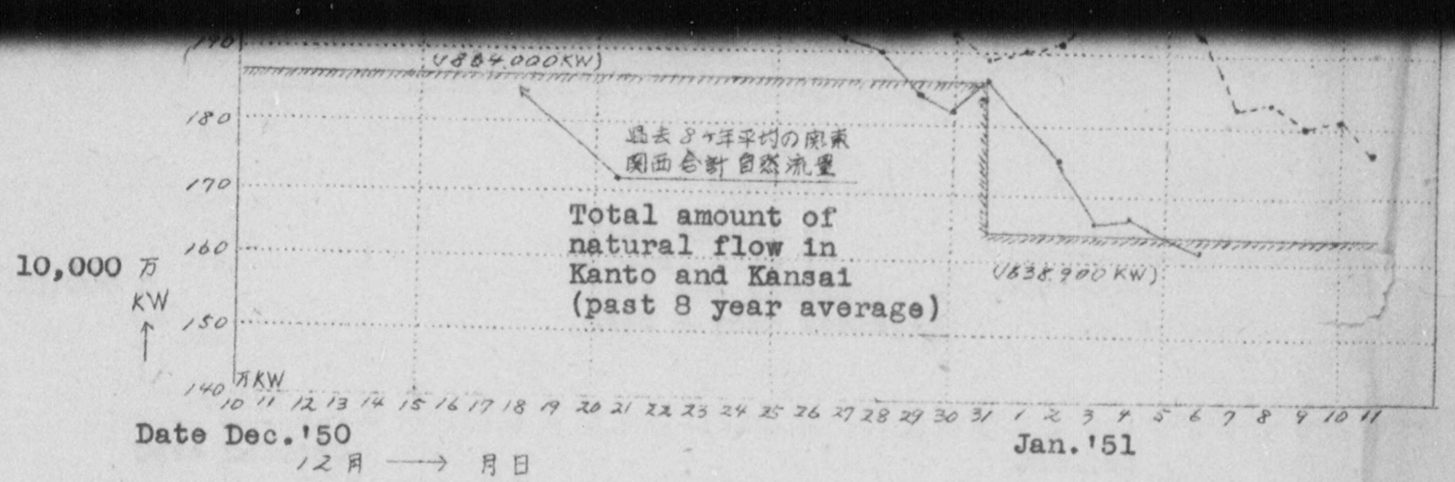

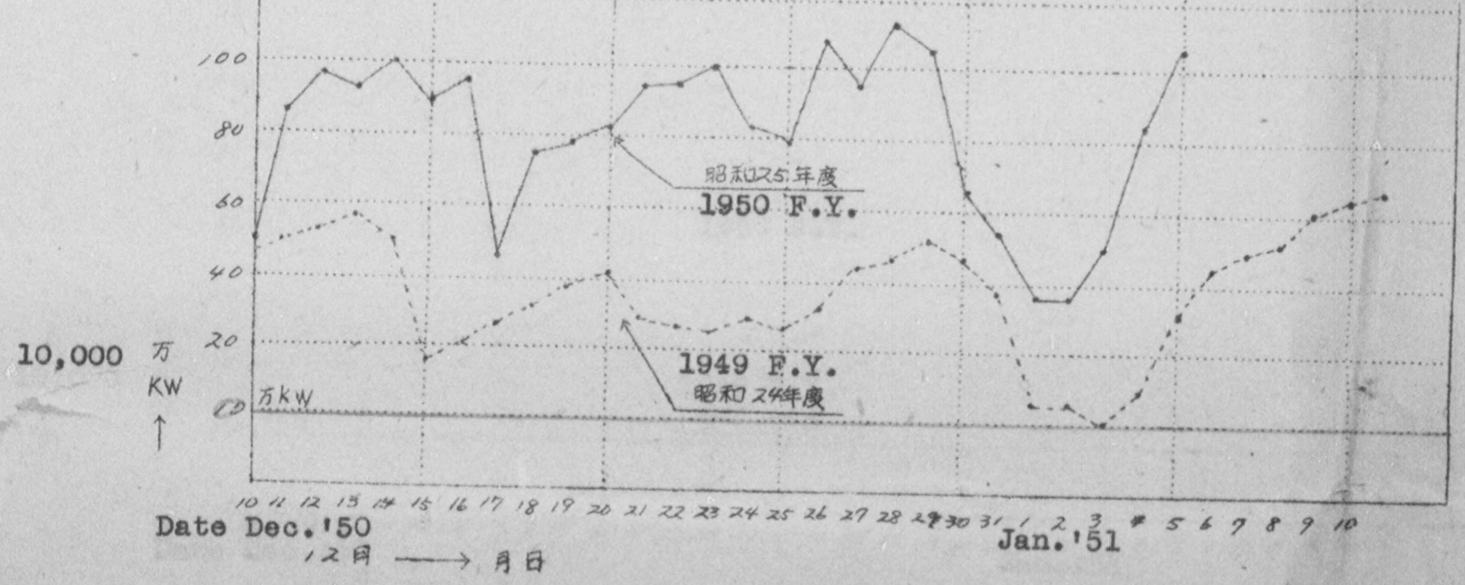

DECLASSIFIED E.O. 12065 SECTION 3-402/NNDG NO. 775013

Fig. II Outline of Daily Power Demand and Supply

第二図 日々に於ける電力需給概況説明図

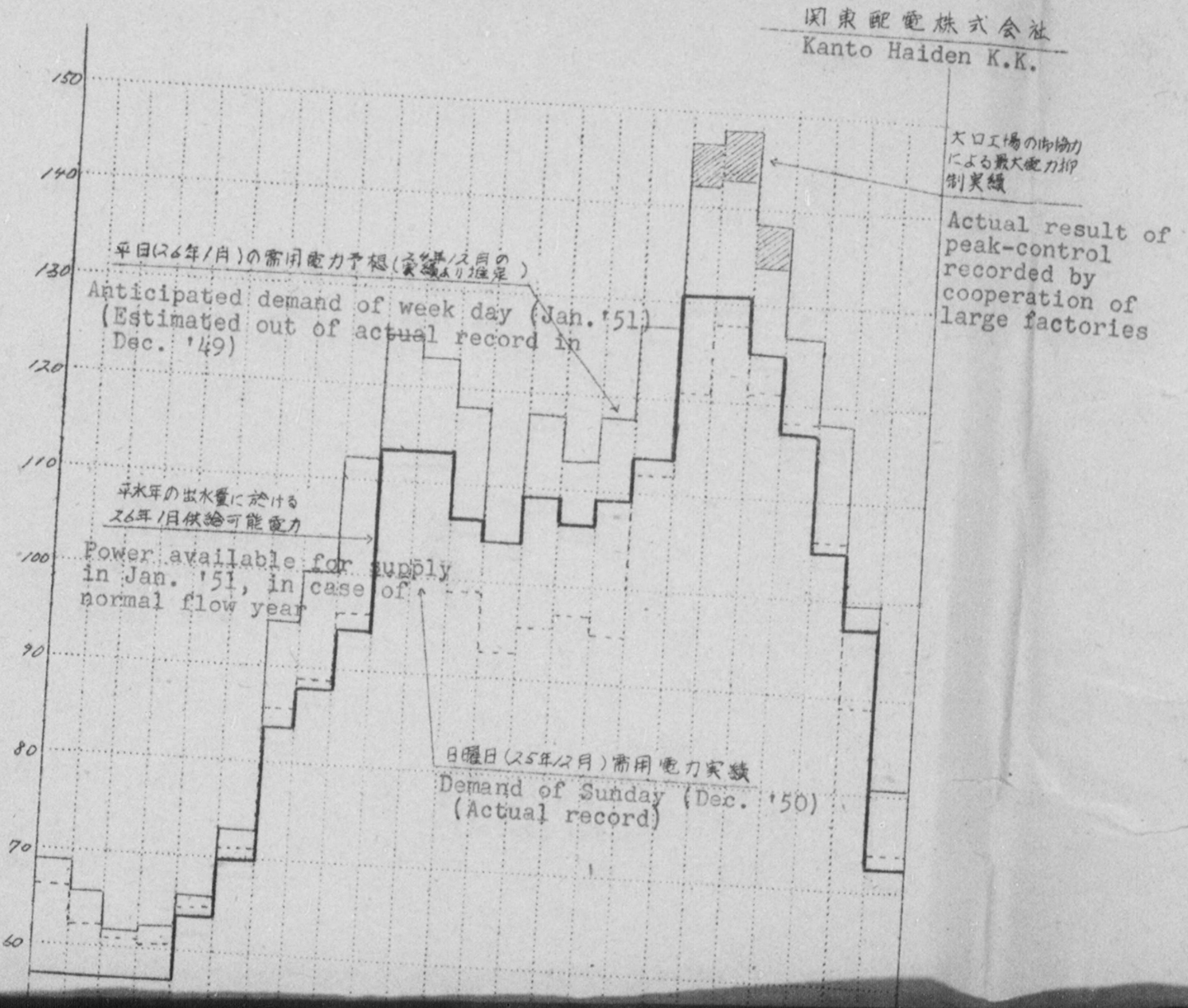

DECLASSIFIED E.O. 12065 SECTION 3-402/NNDG NO. 775013

DECLASSIFIED E.O. 12065 SECTION 3-402/NNDG NO. 775013

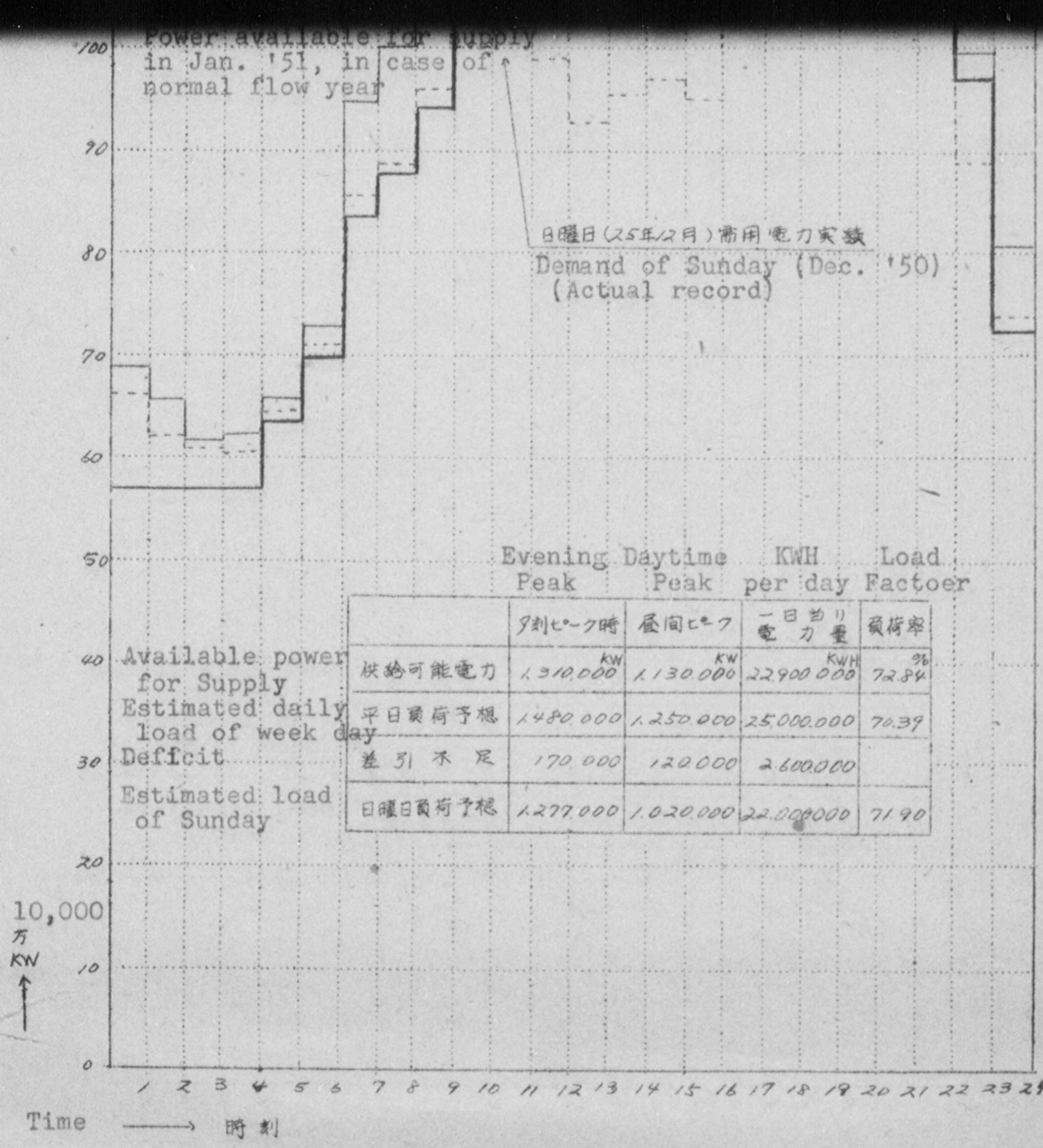

	夕刻ピーク時 Evening Peak	昼間ピーク Daytime Peak	一日当り電力量 KWH per day	負荷率 Load Factoer
供給可能電力 Available power for Supply	1,310,000 KW	1,130,000 KW	22,900,000 KWH	72.84 %
平日負荷予想 Estimated daily load of week day	1480,000	1,250,000	25,000,000	70.39
差引不足 Deffcit	170,000	120,000	2,600,000	
日曜日負荷予想 Estimated load of Sunday	1,277,000	1,020,000	22,000,000	71.90

DECLASSIFIED E.O. 12065 SECTION 3-402/NNDG NO. 775013

COPY

FROM: Economic Affairs Information Officer

THRU: OIC, Policy and Programs Branch

TO: All Branches

SUBJECT: Theme for Electric Power Conservation - January and February

(Note: The following theme is a part of a program designed to encourage the conservation of electric power, especially during the critical winter period when rainfall is light and many mountain streams and reservoirs are frozen over. Since the power shortage is acute all over Japan with the exception of Kyushu, the assistance of Civil Affairs Section in enlisting the cooperation of electric power users on farms, cities, towns and villages would be especially helpful.)

Encourage both large and small consumers of electricity to conserve power, especially during the critical period between 4:30 and 8:00 p.m. (Although Japan is producing more electric power than ever before in its history, construction of new hydro-electric plants has not kept pace with growing population and industrial demand and despite the new building program, Japan probly will continue to have a power shortage for several years. Until sufficient additional power projects--some of which will require several years for completion--have been added to the hydro-electric system, continued conservation of electric power will be necessary. The immediate problem, however, is the acute seasonal power shortage facing the nation during January and February, and perhaps well into March. The shortage, as in past seasons, is due partly to decreased water volume in mountain sources but is aggravated by increased demand for power, particularly by large industrial users, some of whom are extending their operations into the evening hours instead of stopping at five o'clock. The Public Utilities Commission estimates that power stations throughout Japan will be able to provide approximately 5,650,000 kilowatts of electricity during January but that the demand will be approximately 6,500,000 kilowatts resulting in a shortage of 850,000 kilowatts. Total electric power available during February is expected to be approximately 5,500,000 kilowatts with a demand of approximately 6,500,000 kilowatts. Power lines are most heavily loaded between 4:30 and 8:00 p.m. when there is overlapping between industrial operations, heavy transportation and household consumption, and it is especially important during those hours that both large and small consumers use as little electricity as possible. Japanese industries, which consume approximately 75 per cent of Japan's electric power, have been requested by the Japanese Government to cooperate with their local power companies in staggering their operations in a manner sufficient to reduce the load, especially during the critical hours. If industrial users and the approximately 15 million household consumers will cooperate in the conservation program by avoiding unnecessary use of electricity, the Japanese Government hopes that black outs this winter can be reduced to a minimum and, perhaps, entirely avoided in many areas. However, unless there is cooperation by both industries and households, the government may find it necessary to adopt restrictive measures. The Public Utilities

DECLASSIFIED E.O. 12065 SECTION 3-402/NNDG NO. 775013

Commission requests the cooperation of consumers in carrying out the following conservation measures:

a. Elimination of electric advertising signs during the critical period from 4:30 to 8:00 p.m.

b. Turning off of all strect lights during the day and at other times when not essential to public safety.

c. Cooperation of households in reducing cooking and heating by electricity to a minimum during the 4:30 - 8:00 p.m. period.

d. Cooperation of households in turning out all unnecessary lights.

e. Cooperation of business and industry in the voluntary power conservation program of their local electric utilities company.)

SUGGESTED SPOT ANNOUNCEMENTS

1. Do you want to help avoid blackouts this winter? Despite a serious electric power shortage, the Government hopes--with your help--to eliminate most power shut-offs. Please cooperate in the voluntary electric conservation program. Cut off all unnecessary lights. Don't use electric heaters, stoves, and other appliances if they are not authorized in your contract. Be especially careful to conserve power between the critical hours of 4:30 and 8:00 p.m.

2. Many mountain streams and rivers are frozen over as usual this winter, sharply curtailing Japan's electric output. During the next three months--unless all consumers conserve electricity--there won't be enough power to meet essential needs. Help avoid power shut-offs and blackouts. Turn off all unnecessary lights.

3. Almost nine million households in Japan pay for their electricity on a flat rate and are not authorized to use electric stoves and heaters. Unauthorized use of such appliances may overload power lines and necessitate blackouts. Help avoid power shut-offs. Don't use electric heaters or cook with electricity unless you are authorized to do so!

4. Japan is in the midst of a serious electric power shortage which may last well into March. A voluntary power conservation program has been organized by your local power company. Help avoid blackouts and power shut-offs by cooperating with this program. If you operate an industry or business, stagger your operations according to the plan drafted by your power company. If you are a household consumer, turn off all unnecessary lights and don't use electric heaters and stoves unless you are authorized to do so.

5. Street lamps can't compete with sunlight! It is useless for them to try. If you are responsible for one or more street lights, don't allow them to burn during the daytime. Turn them off when they are not needed for public safety.

DECLASSIFIED E.O. 12065 SECTION 3-402/NNDG NO. 775013

6. Japan must reduce its electric power load by almost a million kilowatts each month during January, February, and March. There just isn't enough power to go around. The shortage is caused by the seasonable reduction in rainfall, frozen mountain rivers and reservoirs and by increased domestic and industrial consumption. The most critical period is between 4:30 and 8:00 p.m. each day when there is overlapping between industrial operation and heavy transportation, and household consumption. Help avoid blackouts by conserving electricity, especially during the critical hours between 4:30 and 8:00 p.m.

- -B. D.- - - - - - - - - - - - - - - -

Information Copies to:
Chief, CIA (1)
Education Division (1)
CLE Translation Pool (1)
Civil Affairs Section (25)
SCAP-CLE Information Centers (24)
DA, Reorientation Branch (1)
DA, Reorientation Branch, NYFO (1)

DECLASSIFIED E.O. 12065 SECTION 3-402/NNDG NO. 775013

Report of Status of Cooperation
by Large Factory (500KW or more)
for Request of Shifting Power-
holidays to Weekdays other than
Sundays

22 January 1951
Kanto Haiden K.K.

1. Deriving from the subject purpose to tide over the present hard power situation which was discussed in the power conferrence of industrial management association held at Industrial Club (Kogyo Club) on 9 January, 1951 by recommendation of Kanto Civil Affairs Region, this Kanto Haiden asked 636 large customers of 500KW or more of individual demand to operate their factories on Sunday taking holiday on weekday once a week instead, aiming at shifting over the daily demand of power from one of weekdays to Sunday in order to keep the balance between power demand and supply.

The following Table I. is a result of our asking to 636 large customers.

Table I.

Classification \ Result	No. of Customers	Actual Record of Daily Max. Load of weekday in Dec.'50		Actual Record of Daily Max. Load of the holiday		Objective Power to be under control	
		Day-time	Evening	Day-time	Evening	Day-time	Evening
		KW	KW	KW	KW	KW	KW
(A) Those customers whose holidays were shifted by request.	386	322,054	217,544	103,177	77,111	218,877	140,433
(B) Those customers whose weekday's operation have been stopped once a week since before this January	136	122,403	51,430	19,172	12,841	103,231	38,589

- (Continued) -

DECLASSIFIED E.O. 12065 SECTION 3-402/NNDG NO. 775013

(C) Those who does not accept the request of shifting holidays	Not cooperative	28	(Contract Connected Load 62,263KW)				
	Under negotiation	6	(Contract Connected Load 9,550KW)				
(D) Railway and other like who cannot shift holidays		80	(Contract Connected Load 98,150KW)				
Total		636	KW 444,457	KW 268,974	KW 122,349	KW 89,952	KW 322,108	KW 179,022

When we count in the influence which will be afforded, by the "objective power to be under control" of 386 factories (A) whose power-holidays have been shifted over by this time request of Table I, on the curve of totalized load of this company measured at the power generating and receiving end, estimation may be made as per the following Table II.

	Objective power to be under control		(Expected) Demand affected on total load curve of Sunday.		(Expected) Demand affected on total load curve of week-day
	Value of Table I	Value converted at power generating and receiving end (P.loss:10%)	Diversity Factor	Converted Value(A)	A x $\frac{1}{6}$
Daytime Maximum	KW 218,877	KW 240,765	$\frac{1}{0.6}$	KW +144,000	-24,000 ✓
Evening Maximum	140,433	154,476	$\frac{1}{0.6}$	+ 93,000	-15,500 ✓

Therefore, 144,000KW will be increased in daytime on Sunday, and 24,000KW in average decreased on weekday.

DECLASSIFIED E.O. 12065 SECTION 3-402/NNDG NO. 775013

In the evening, 93,000KW will be increased on Sunday and 15,500KW decreased on weekday.

Otherwise taking 60% for daily load factor of the energy consumption,

Sunday = 144,000KW x 24 x 0.6 = 2,073,600KWH (Increase) ✓

Weekday = 24,000KW x 24 x 0.6 = 345,600KWH (Decrease) ✓

From the above calculation, it may be expected that 345,600KWH per day will be decreased on weekday and 2,073,600KWH increased on Sunday.

This request to the large factories has been started from 10th of January.

In comparison of the actual record of average of Sundays, 14th and 21st, January and actual record of average of five weekdays from 16th to 20th of January just after the above request was made, with the actual record of average of Sundays, 17th and 24th, December, last year and actual record of average of six weekdays from 18th to 23rd of December which were in the period of service interruption preventing movement of this company, the results are found as per shown on the following Table III.

		Middle of December	Middle of January	Difference (Record)	Remarks Value expectant from Table II.
Week day	Daytime Max.	1,233,059KW	1,231,707KW	- 1,352KW	(- 24,000KW)
	Evening Max.	1,414,437KW	1,356,531KW	- 57,906KW	(- 15,500KW)
	Energy	25,041,475KWH	24,662,715KWH	-378,760KWH	(-345,600KWH)
Sunday	Daytime Max.	1,038,766KW	1,105,154KW	+ 66,388KW	(+144,000KW)
	Evening Max.	1,294,649KW	1,303,079KW	+ 8,430KW	(+ 93,000KW)
	Energy	22,568,721KWH	23,288,982KWH	+720,261KWH	(+2073,600KWH)

As those values on the above Table III contain those

DECLASSIFIED E.O. 12065 SECTION 3-402/NNDG NO. 775013

conditions such as weather and others, and also agreement between factories had been set up between 10th and 18th, January, 1951, it may be considered that it is around Sunday, 28th of January when all results come out.

Together with the request of shifting powerholidays, this company has asked for customers' full cooperation to save power in their usage in the evening, and especially to large factories to curtail the peak by their 3-hour cooperation in the evening. As to the record in December 1950, for instance, 50,100KW of 64 factories has been controlled in the evening.

2. Customers who are not cooperative for shifting of holidays in Table I, item "C" are as per Table IV. These customers have revealed their reasons therefor, but most of them are principally the existence of obstacles in their process of scheduled production and the necessity of continuous operation of factories.

Table IV. Customers who are not cooperative in shifting of power holidays.

Names of Customers	Address	Kind of Industry	Contract Connected Load KW	Notes
Ishikawajima Heavy Indust. Co.	54, Tsukudajima, Chuo-ku	Ship-building Oxygen Production	2,900	(A)
Nihon Refrigeration Co., Shibaura Factory	1-25, Kaigan-dori Minato-ku	Food-stuffs Industry	870	(A)
Nihon Chemic. Co., Main Shop Factory	9-200, Kameido, Koto-ku	Chemical Industry	300	(B)

- (Continued) -

DECLASSIFIED E.O. 12065 SECTION 3-402/NNDG NO. 775013

- (Continued) -

Kanebo Spin Co. Tokyo Fact.	2-1,612 Sumida Sumida-ku	Spinning Ind.	1,000	(C)
Elect. Chemic. Co. (Denki Kagaku)	5-4 Yokogawa-bashi Sumida-ku	Chemic. Ind.	720	(B)
Nitto Chemic. Co. (Nitto Kagaku)	8-700, Oshima-cho, Koto-ku	Chemic. Ind.	150	(B)
Ishikawajima Heavy Ind.Co., No.2 Fact.	2-6, Toyosu-cho, Fukagawa-ku	Ship-building	1,125	(A) Refer to the attached sheet.
Tokyo Shibaura Electric Co.	3-479, Suna-machi Koto-ku	Machine Mfg	1,125	(B)
Nihon Rika Kogyo Co.	9-292,Kameido, Koto-ku	Chemic. Ind.	550	(B)
Tokyo Tekko Co.	199, Takano-cho, Adachi-ku	Iron & Steel Mfg	1,000	(C) in co-operation for peak curtail-ment in the eve.
Mitamaya Metal Co.	10, Senju, Midori-cho, Adachi-ku	Metalic Ind.	500	(C)
Nisshin Fabric Dyeing	2-1,411, Motoki-cho, Adachi-ku	Dye Ind.	500	(C)
Asahi Electrifi-cation Co.	Ogu-machi, Adachi-ku	Chemic. Ind.	8,000	(B)
Hidachi, Kameari Plant	427, Oyada, Adachi-ku	Machine Mfg.	5,000	(C)
Edogawa Chemic. Co.	5-2,900,Niijuku, Katsushika-ku	Chemic. Ind.	1,500	(B)
Tokyo Optical Instrument Mfg.Co. (Tokyo Kogaku Kikai K.K.)	1-8,Shimura,Ozu-sawa-cho,Itabashi-ku	Machinery Ind.	500	(A) Under negotia-tion
Okutama Ind. Co.	Oaza Hibara,Hikawa-cho,Nishitama-gun	Quarrying	500	(C)
Showa Oil Co.	46,Cogimachi, Kawasaki-shi	Petroleum	950	(B)

- (Continued) -

DECLASSIFIED E.O. 12065 SECTION 3-402/NNDG NO. 775013

- (Continued) -

Nippon Oil Co.	Yokohama, Kanagawa-ken	Petroleum	1,300	(B)
Uraga Dock Co.	6, Tanido, Yokosuka-shi	Ship-building	500	(C)
Tohoku Electrification Co.	Oomama-cho, Yamada-gun, Gumma-ken	Steel Mfg.	3,750	(B) in co-operation for control of peak in the eve.
Kanto Electrification Co.	Kiyokawa-cho, Kita-gumma-gun, Gumma-ken	Chemic. Ind.	3,500	(B) "
Kanto Electric Work Co. (Kanto Denki Kogyo K.K.)	Oaza Handa, Furumaki-mura Kita-gumma-gun Gumma-ken	Chemic. Ind.	8,500	(B) "
Kanto Seiko Co.	Ishihara, Toyoaki-mura, Kita-gumma-gun, Gumma-ken	Steel Mfg.	9,000	(C) "
Higashi-Nihon Heavy Ind. Co., Furukawa	Katsushika-mura, Sarujima-gun, Ibaraki-ken	Ship-building	1,000	(C) Under negotiation
Honshu Paper Mfg. Co. Fuji	300, Nakae, Fuji-cho, Fuji-gun, Shizuoka-ken	Paper Mfg.	2,500	(C) "
Nihon Leather Co.	37 Oomiya, Fujimiya-shi, Shizuoka-ken	Chemic. Ind.	950	(C)
Fuji Spinning Co. Koyama Plant	47, Koyama-cho, Sunto-gun, Shizuoka-ken	Spinning Ind.	3,000	(C) Under negotiation
Higashi-Nihon Heavy Ind. Co. Tokyo Plant	5,600, Morita-cho, Ooi, Shinagawa-ku	Machine	3,800	(A)
Nippon Beer Co.	247, Mita, Meguro-ku	Brewery	2,923	(B)
Nihon Tokushuko Co. Kamata Plant	4-14, Kojiya-cho, Oota-ku	Steel Mfg.	800	(A)
Nippon Monopoly Corp.	5-72, Higashi-shinagawa, Shinagawa-ku	Tobacco (Official)	550	(C)
Oriental Otis Elevator Co. (Toyo Otis Elevator)	1-6, Nakarokugo, Oota-ku	Machinery	550	(C) Under negotiation

- (Continued) -

DECLASSIFIED E.O. 12065 SECTION 3-402/NNDG NO. 775013

- (Continued) -

Meiji Rubber Mfg. Co.	3-258, Kita-shinagawa, Shinagawa-ku	Rubber Ind.	2,000	(C) Under negotiation

(Note): (A) ----- Those customers whose demand has a relation with Occupation Forces and therefore cannot be shifted over.

(B) ----- Those factories who require (24 hours) continuous operation.

(C) ----- Those customers whose process of scheduled production will be obstructed by shifting.

3. The results abovementioned are what will give a very good influence on the future balance between power demand and supply, and we, Kanto Haiden, hereby state our most hearty thanks for the benefitial disposal taken by your good offices - Kanto Civil Affairs Region.

M. Tanishika
Manager of Liaison Sec.
Kanto Haiden K.K.

DECLASSIFIED E.O. 12065 SECTION 3-402/NNDG NO. 775013

曲　線　日　報

	一晝夜電力量	最大電力	平均電力	負荷率
發電力		KW	KW	%
負　荷		KW	KW	%
損　失		KW	KW	%

Comparison of Load Curve of Sunday changing according to shifting of power-holidays of industrial plants.

as of January 20, 1951

Kanto Haiden K.K.

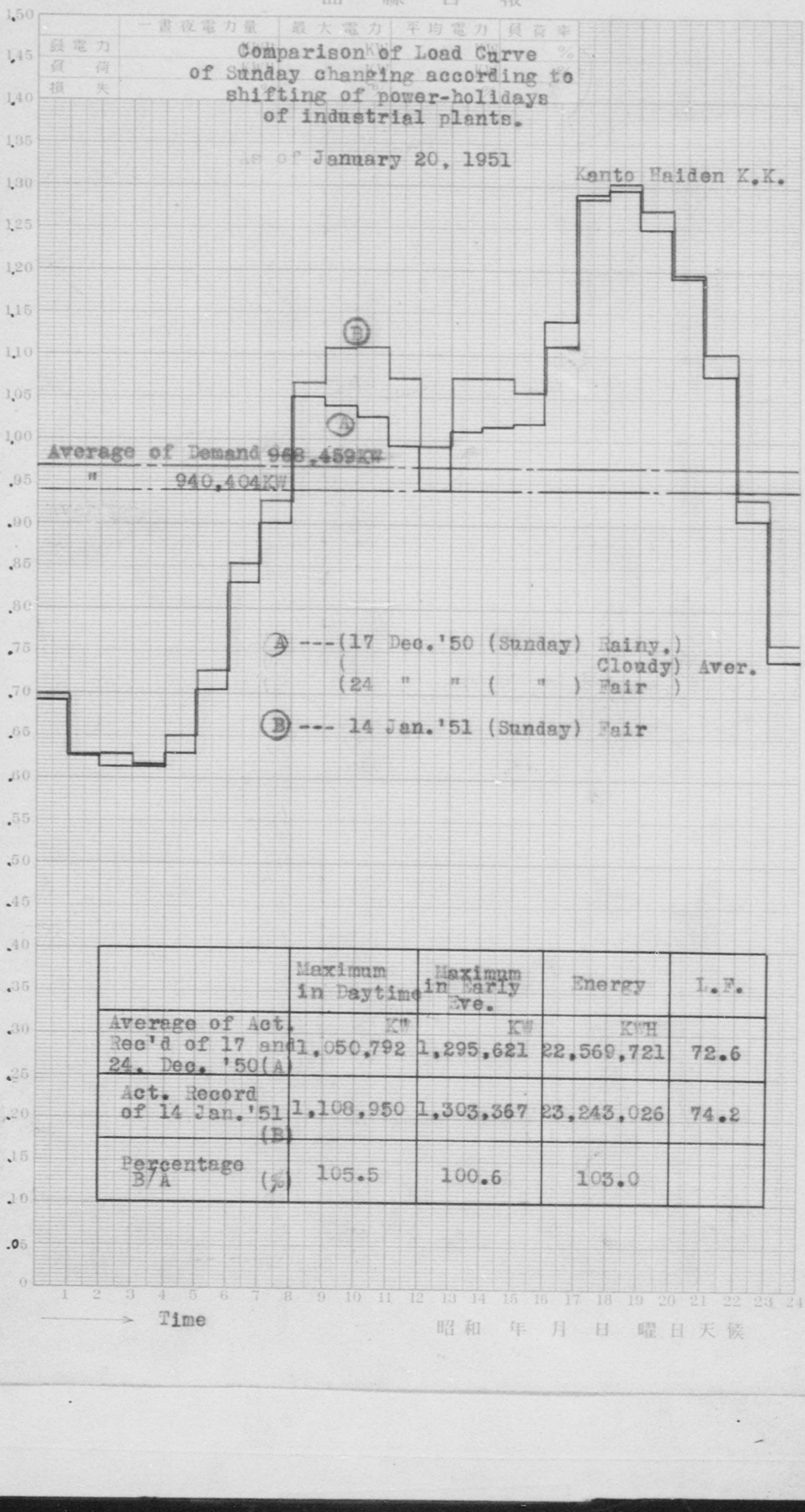

Ⓐ ---(17 Dec.'50 (Sunday) Rainy,)
(Cloudy) Aver.
(24 " " (") Fair)

Ⓑ --- 14 Jan.'51 (Sunday) Fair

	Maximum in Daytime	Maximum in Early Eve.	Energy	L.F.
Average of Act. Rec'd of 17 and 24. Dec. '50(A)	KW 1,050,792	KW 1,295,621	KWH 22,569,721	72.6
Act. Record of 14 Jan.'51 (B)	1,108,950	1,303,367	23,243,026	74.2
Percentage B/A (%)	105.5	100.6	103.0	

昭和　年　月　日　曜日天候

関東配電株式會社　報告

DECLASSIFIED E.O. 12065 SECTION 3-402/NNDG NO. 775013

曲線日報

Comparison of Load Curve of Sunday changing according to shifting of power-holidays of industrial plants.

22 January 1951
Kanto Haiden K.K.

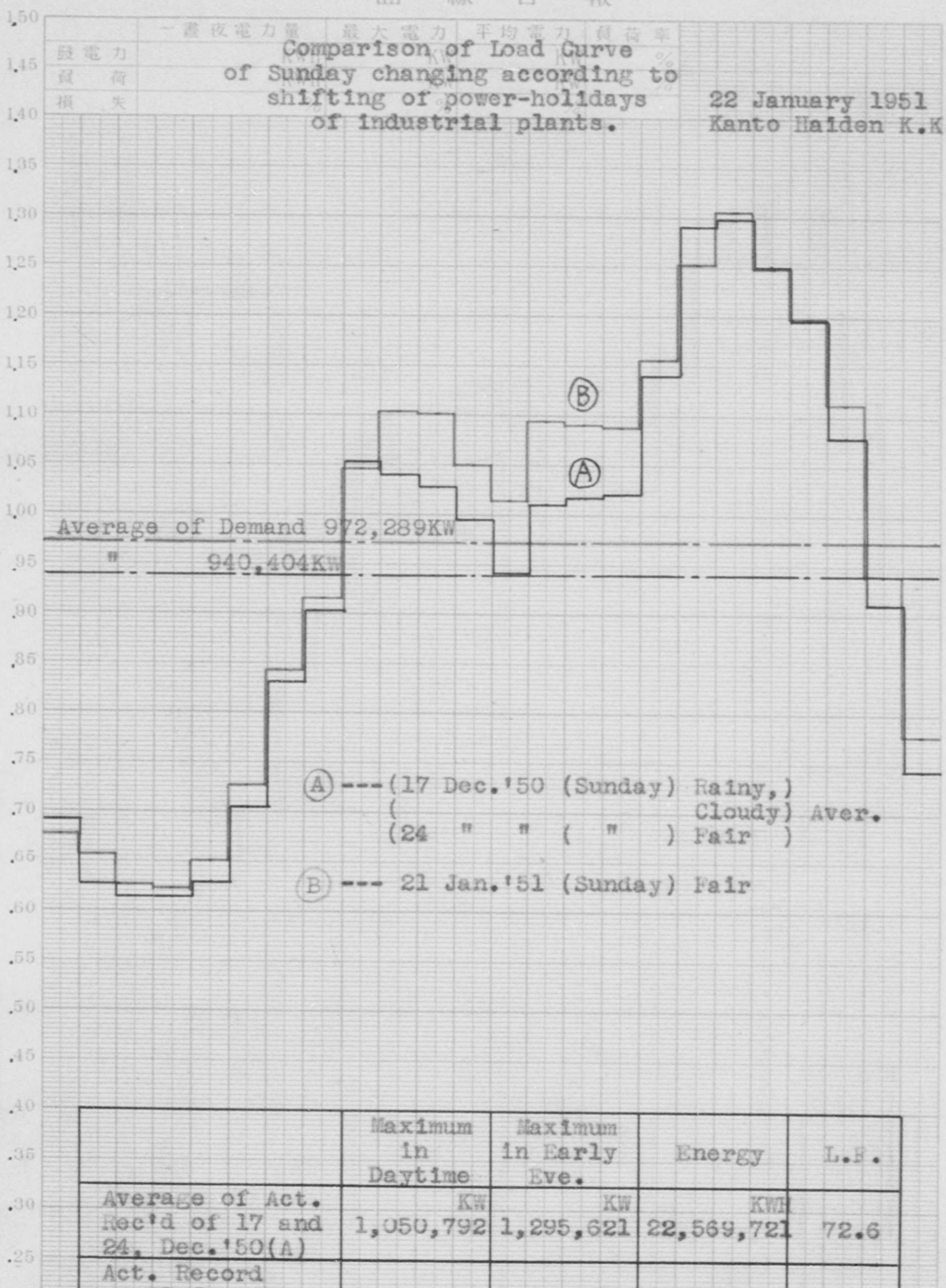

Ⓐ --- (17 Dec.'50 (Sunday) Rainy,)
(Cloudy) Aver.
(24 " " (") Fair)

Ⓑ --- 21 Jan.'51 (Sunday) Fair

	Maximum in Daytime	Maximum in Early Eve.	Energy	L.F.
Average of Act. Rec'd of 17 and 24, Dec.'50(A)	KW 1,050,792	KW 1,295,621	KWH 22,569,721	72.6
Act. Record of 21 Jan.'51 (B)	1,101,357	1,302,792	23,334,939	74.6
Percentage . B/A (%)	104.8	100.6	103.4	

関東配電株式會社 給電課

DECLASSIFIED E.O. 12065 SECTION 3-402/NNDG NO. 775013

Comparison of Weekly Load Change
Before and After New Year, 1951,
Showing Customers' Cooperation in the Latter
According to Our Program of Holiday-Shift
As Countermeasure to Power Crisis.

23, January 1951
Kanto Haiden K.K.

Date	Weather	Max.Power (KW) Daytime	Eve.	K.W.H. Rvd.& Gtd.	Load Factor
17 Dec. 1950(Sun)	C.F.	1,020,340	1,267,613	22,096,530	73.0
14 Jan. 1951(Sun)	F.	1,108,950	1,303,387	23,243,026	74.3
18 Dec. 1950(Mon)	F.	1,192,537	1,411,608	24,317,970	71.7
15 Jan. 1951(Mon)	F.	1,015,108	1,238,762	21,739,462	71.5
19 Dec. 1950(Tue)	F.	1,217,840	1,419,611	24,811,372	72.9
16 Jan. 1951(Tue)	R.	1,272,890	1,368,168	24,855,093	70.8
20 Dec. 1950(Wed)	F.	1,239,098	1,438,840	24,998,550	72.5
17 Jan. 1951(Wed)	F.	1,234,351	1,380,109	24,670,732	74.5
21 Dec. 1950(Thu)	R.F.	1,297,846	1,445,147	26,001,865	75.0
18 Jan. 1951(Thu)	F.	1,244,030	1,348,045	24,558,868	78.9
22 Dec. 1950(Fri)	F.	1,253,069	1,437,052	25,312,733	73.5
19 Jan. 1951(Fri)	C.	1,219,003	1,340,408	24,884,495	76.6
23 Dec. 1950(Sat)	F.	1,257,069	1,437,214	25,054,282	72.7
20 Jan. 1951(Sat)	C.	1,188,864	1,345,925	24,383,561	75.5
24 Dec. 1950(Sun)	F.	1,057,112	1,325,685	23,042,913	72.5
21 Jan. 1951(Sun)	F.	1,101,357	1,302,792	23,334,939	74.5

DECLASSIFIED E.O. 12065 SECTION 3-402/NNDG NO. 775013

電

Tendenc

DECLASSIFIED E.O. 12065 SECTION 3-402/NNDG NO. 775013

電力需給の趨勢

Tendency of Power Demand and Supply

関東配電株式會社
Kanto Haiden K.K.

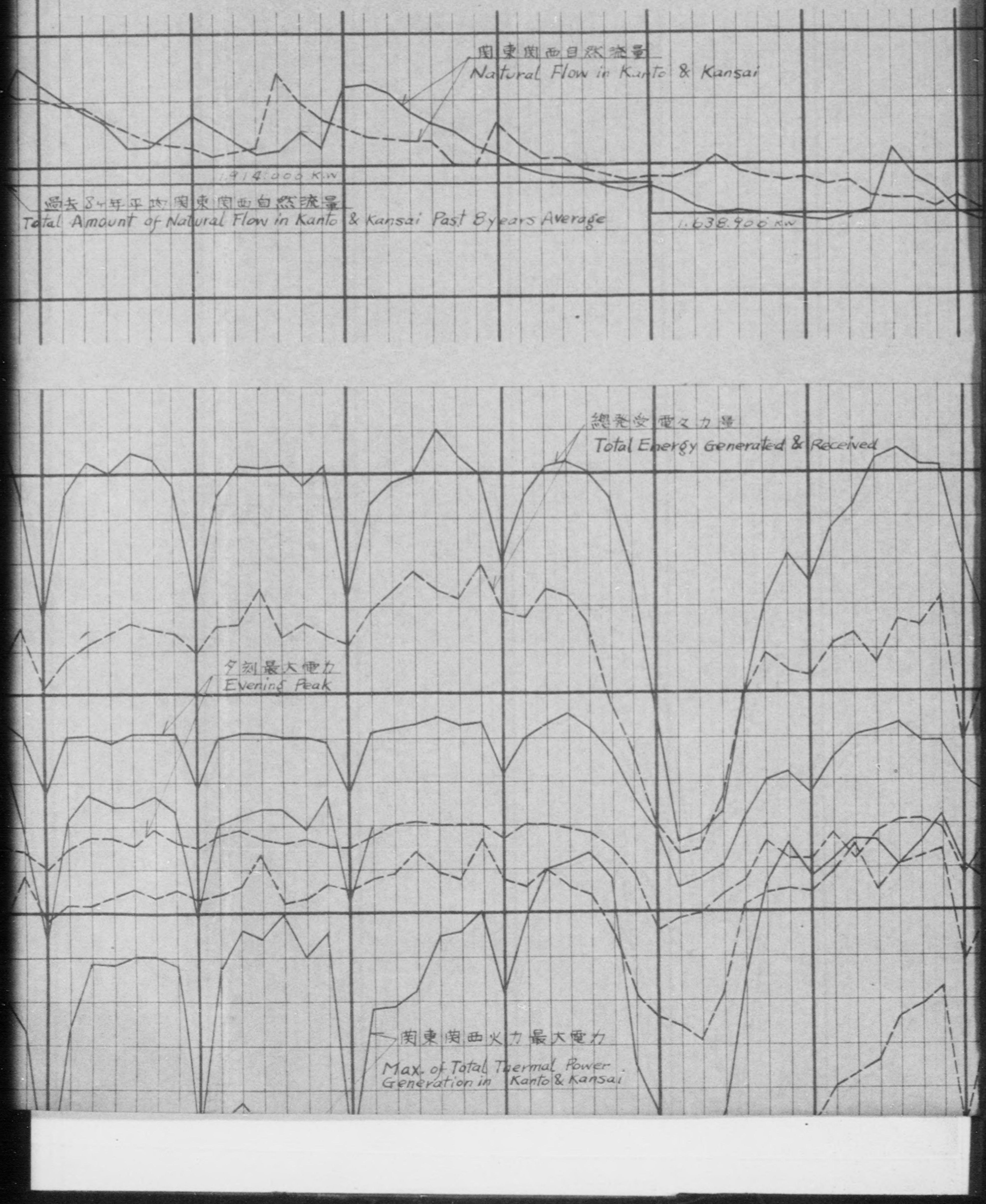

DECLASSIFIED E.O. 12065 SECTION 3-402/NNDG NO. 775013

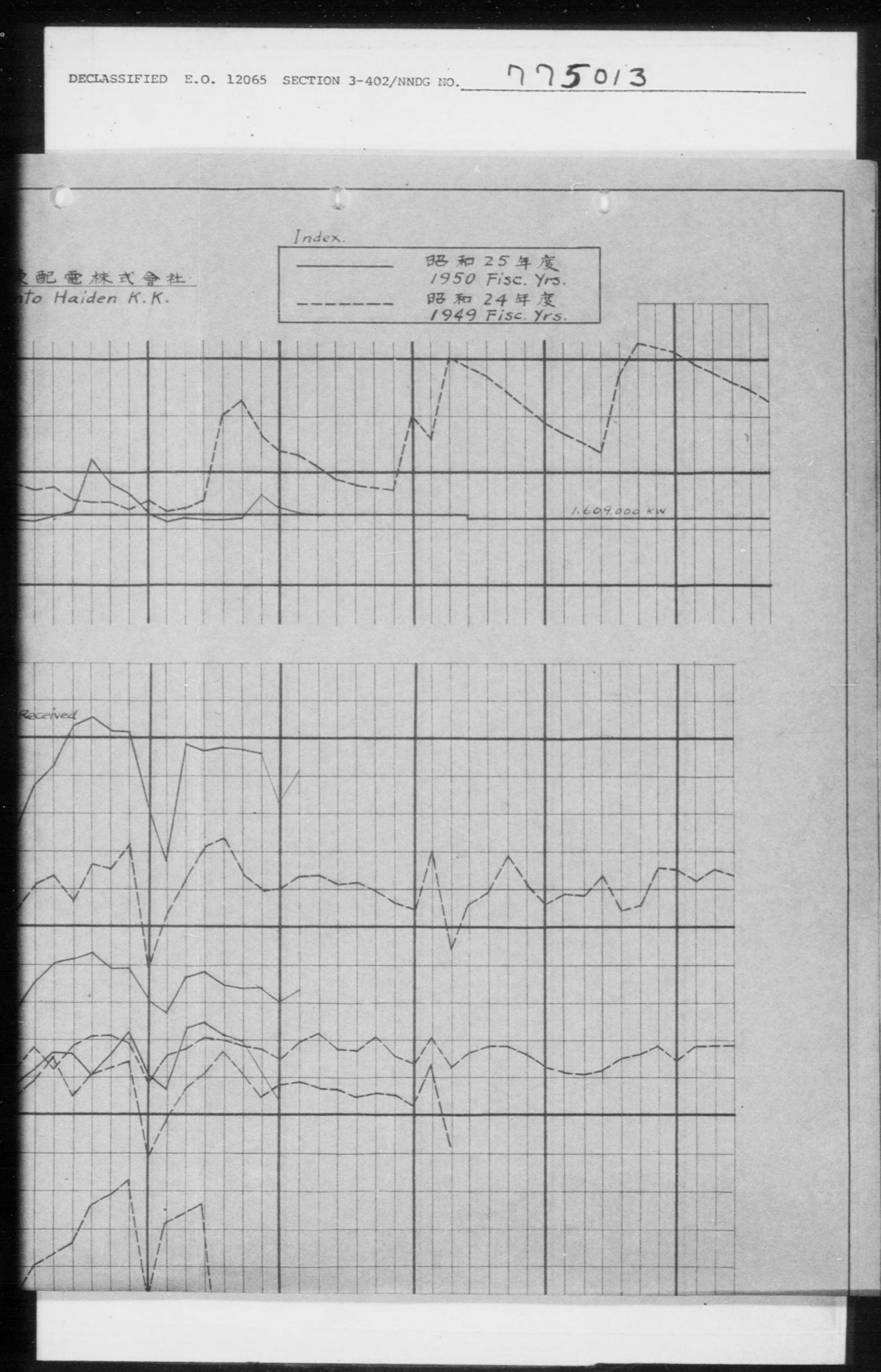

DECLASSIFIED E.O. 12065 SECTION 3-402/NNDG NO. 775013

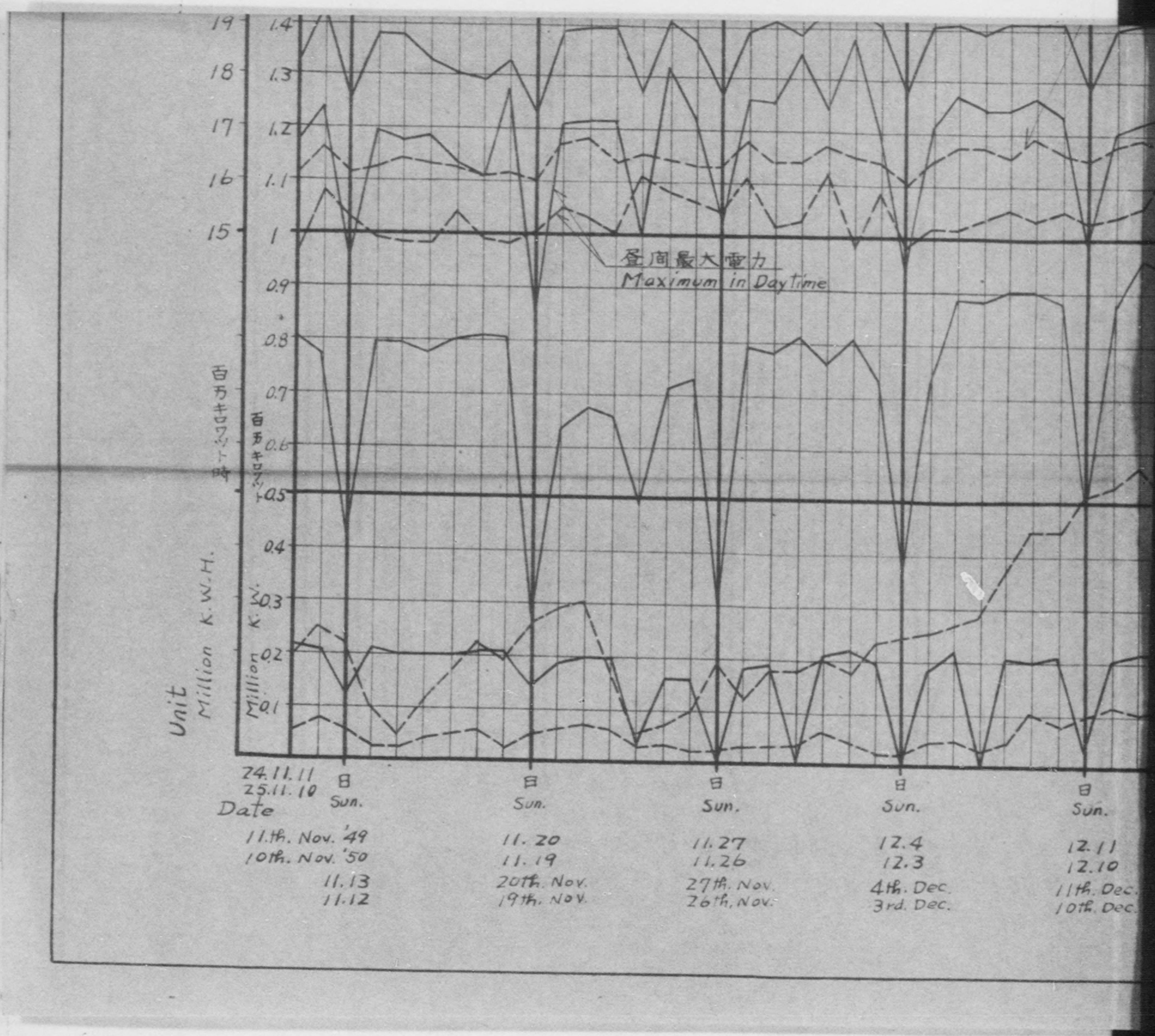

DECLASSIFIED E.O. 12065 SECTION 3-402/NNDG NO. 775013

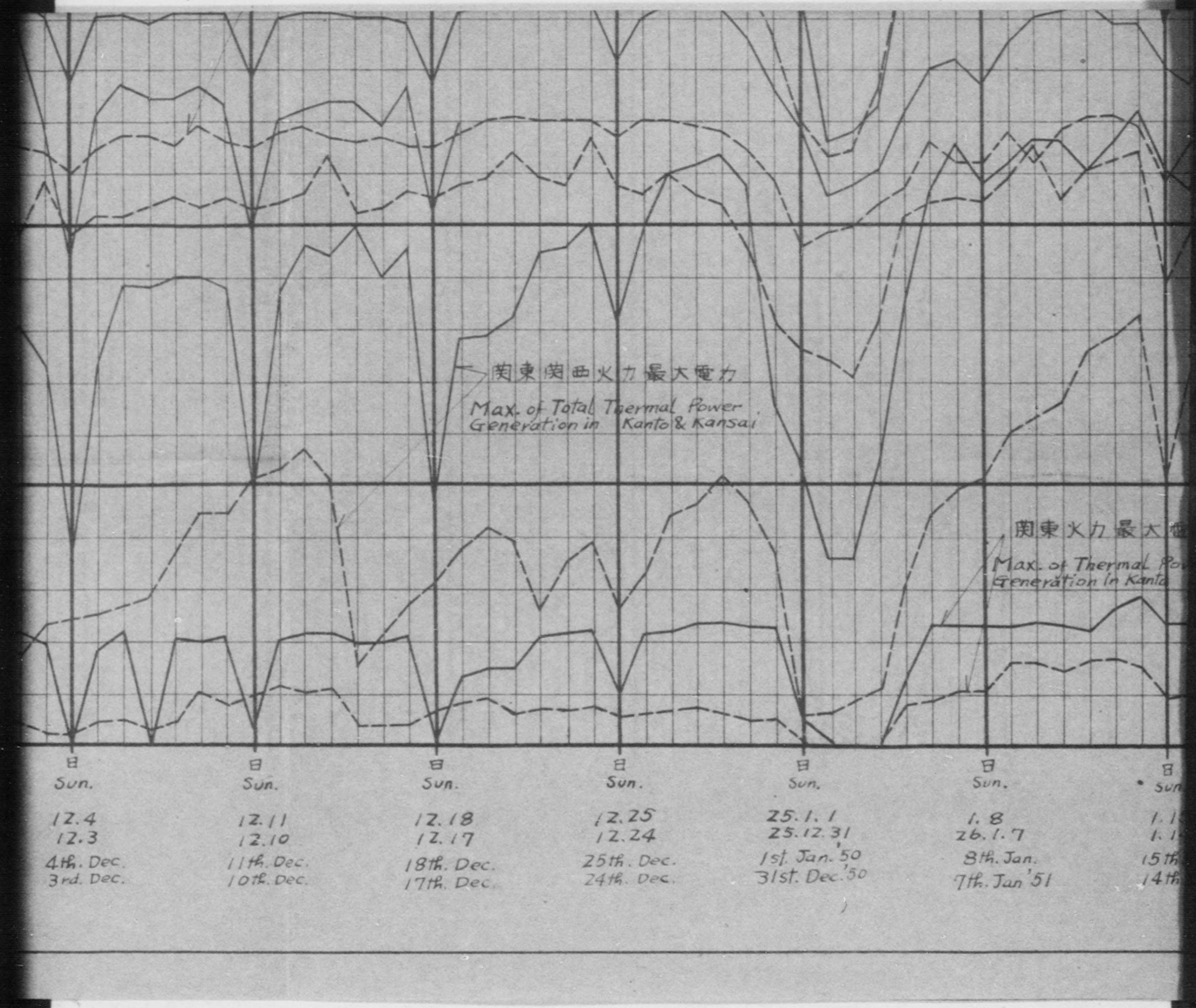

DECLASSIFIED E.O. 12065 SECTION 3-402/NNDG NO. 775013

（業務部調整課）

DECLASSIFIED E.O. 12065 SECTION 3-402/NNDG NO. 775013

Rrport of Electrical status in Kanto district

January 17th 1951

Kanto Branch office of Nippon Hassoden

(1) Available power for supply at December 1950

		Dec. 1st 1949	Dec. 31st 1950
Water power		K.W.	K.W.
Available mean power	A=B+C+D	1,077,335	1,084,017
Generated power	B	1,057,385	1,043,387
Reserved power	C	0	0
Wasted power	D	19,950	40,630
Steam power	E	166,000	213,800
Total	F=A+E	1,243,335	1,297,817

(2) Recoverd power station during month of December 1950

Nothing

(3) Damage power station during month of December 1950

Nothing

(4) Utilized power in Kanto district December 1950

	December 1950	November 1950
	KWH	KWH
Monthly power	926,359,464	875,219,042
Mean power/day	29,882,563	29,173,968
Maximum power/day	31,943,876	31,424,635

(5) Program of recovery at January 1951

Tusrunumagawa (#2 G) 3,100 KW 30th

DECLASSIFIED E.O. 12065 SECTION 3-402/NNDG NO. 775013

KANTO INFORMATION: JAN 11 1951
O.D. //

Mr James

COPY

Elec Power

GENERAL HEADQUARTERS
SUPREME COMMANDER FOR THE ALLIED POWERS
Economic and Scientific Section
APO 500

123(22 Dec 50)ESS/PF 22 December 1950

SUBJECT: Counterpart Fund Loans to Eight (8) Haiden Companies

TO: Ministry of Finance, No. 6 Honshio-cho, Yotsuya, Tokyo

1. References are Memoranda for Public Finance Division, ESS, SCAP from the Ministry of Finance:

a. FCD 1457/50(FI/CF-274), dated 28 June 1950, subject: Application for Release of Counterpart Funds for a loan to the Hokkaido Haiden K. K. - Continuing works from 1949 JFY.

b. FCD 1461/50(FI/CF-278), dated 28 June 1950, subject: Application for Release of Counterpart Funds for a loan to the Tohoku Haiden K. K. - Continuing works from 1949 JFY.

c. FCD 745/50(FI/CF-262), dated 15 June 1950, subject: Application for Release of Counterpart Funds for a loan to the Kanto Haiden K. K. - Continuing works from 1949 fiscal year.

d. FCD 1458/50(FI/CF-275), dated 27 June 1950, subject: Application for Release of Counterpart Funds for a loan to the Chubu Haiden K. K. - Continuing work since 1949 fiscal year.

e. FCD 1456/50(FI/CF-273), dated 27 June 1950, subject: Application for Release of U. S. Aid Counterpart Fund for a loan to the Kansai Haiden K. K. - Continuing projects from 1949 JFY.

f. FCD 1139/50(FI/CF-276), dated 28 June 1950, subject: Application for Release of Counterpart Funds for a loan to the Chugoku Haiden K. K. - Continuing works since 1949 fiscal year.

g. FCD 1454/50(FI/CF-271), dated 26 June 1950, subject: Application for Release of U.S. Aid Counterpart Funds for a loan to the Shikoku Haiden K. K. - Continuing projects from 1949 JFY.

h. FCD 1455/50(FI/CF-272), dated 26 June 1950, subject: Application for Release of U.S. Aid Counterpart Funds for a loan to the Kyushu Haiden K. K. - Continuing projects from 1949 JFY.

COPY

DECLASSIFIED E.O. 12065 SECTION 3-402/NNDG NO. 775013

COPY

123(22 Dec 50)ESS/PF
Subj: Counterpart Fund Loans to Eight (8) Haiden Companies

2. No objection is offered to granting Counterpart Funds loans to the Haidens and in the amounts indicated below, funds to be released as needed and used for continuation or completion of the projects involved:

Haiden	Amount
Hokkaido	¥165,147,000
Tohoku	17,800,000
Kanto	200,000,000
Chubu	57,238,000
Kansai	76,918,000
Chugoku	52,237,000
Shikoku	29,251,000
Kyushu	26,400,000

The following projects are deleted from the original requests:

Tohoku Haiden #22-5001 - 4	¥10,769,000
Kansai Haiden #26-7001 - 26-5001	21,151,000

3. Loans will be subject to the following conditions:

a. Interest rate is 7½% per annum.

b. Security and repayment will be in accordance with provisions as set forth in references 1a to 1h inclusive.

c. The companies will submit in advance for review to the Ministry of Finance plans for New or changed construction, sale of securities and disposition of the proceeds thereof to insure against diversion of funds to non-essential developments and to make certain that programs detrimental to repayment of Counterpart Fund loans are not undertaken.

/s/ W. F. Marquat
/t/ W. F. MARQUAT
Major General, U. S. Army
Chief, Economic and Scientific Section

COPY

DECLASSIFIED E.O. 12065 SECTION 3-402/NNDG NO. 775013

HEADQUARTERS
KANTO CIVIL AFFAIRS REGION
APO 500

JWJ/ak

KEDI 463.1

30 NOV 1950

SUBJECT: Electric Power

TO: Chief
Civil Affairs Section
General Headquarters
Supreme Commander for the Allied Powers
APO 500

1. Attached herewith are petitions received from the Governors of Yamanashi and Nagano prefectures regarding the proposed electric power reorganization.

2. Both prefectures are hydro generating and want to retain full benefit for the prefecture of normal rate power for local use; no participation in thermal rates; Yamanashi's Governor wishes to exercise the allocating function; Nagano's Governor proposed that hydro generating prefectures be segregated in one power block to retain full benefit for local users of low-rate power.

3. A third inclosure is an intra-headquarters memorandum from the Civil Education Section protesting luxury use of electric power concurrent with restriction of power to educational institutions.

4. Current activities of this headquarters in connection with electric power is confined to emphasis of the need for more efficient use, elimination of waste, and improvement of administration of allocating agencies.

5. It is felt that emphasis on efficient use would be more effective if the government would prohibit luxury use of power in periods of actual shortage.

6. During the past few months this headquarters completed industrial questionnaires at 471 plants in the region. Of these plants 159 or 33% received adequate power allocations, 172 or 37% were under allocated, and 140 or 30% received excess allocation. Smaller and medium size plants complain that the Regional MITI Bureau does not provide a satisfactory channel for adjustment of allocations. (It may be noted that when prefectural branches of the Regional MITI Bureau were absorbed by prefectural governments the "electric" portion was not absorbed and remains in the prefecture as a bureau office in anticipation of the establishment of a prefectural public utility office of the Regional MITI Bureau.)

DECLASSIFIED E.O. 12065 SECTION 3-402/NNDG NO. 775013

30 NOV 1950

7. Kanto Haiden states that the allocation problem can be improved by permitting the district power distributors make the allocations as their familiarity with the local consumer needs makes them better qualified than MITI to divide up available power. Consumer data presently available to the distributors provides an accurate standard from month to month as to what percentage of MITI allocated power can be reallocated to other consumers (from over allocated group).

8. Kanto Haiden is not favorable to the Liberal Party reorganization plan and requests reorganization in accordance with the nine block program proposed by the distributing companies in 1948, where in the consumers would be geographically grouped into nine regions with the power companies' generating facilities not confined to the consumer areas, along the lines of the private companies prior to 1942.

FOR THE CHIEF:

2 Incls
1. KLO No 1,815
2. KLO No 1,755
3. Ltr, dtd 25 Nov 50

GEO. B. NIELOCK, Jr.
Lt Col, Infantry
Deputy Chief

DECLASSIFIED E.O. 12065 SECTION 3-402/NNDG NO. 775013

Mr Jacus

TELEPHONE
GINZA (57)
4752, 4753
8504, 8505

Kanto Liaison & Coordination Office

Japanese Government

ADDRESS
No. 1, 2-Chome, Shiba-Tamura-cho, Minato-ku, Tokyo, Japan.

KLO No. 1,815 10 November 1950

TO : Chief, Kanto Civil Affairs Region

(Att'n: Chief, Economic Section)

FROM : Kanto Liaison & Coordination Office

SUBJECT : Petition on Electric Power Problem

1. Submitted herewith is the subject petition submitted by the Governor of Yamanashi Prefecture.

2. It is cordially requested that your favorable consideration be given toward the matter.

KANTO
Liaison & Coordination Office

Katsushiro Narita

K. Narita Director

(S. Saiga, officer in charge)

Incl 1

DECLASSIFIED E.O. 12065 SECTION 3-402/NNDG NO. 775013

YAMANASHI PREFECTURE

31 October 1950

TO : Mr. Kemske, Chief Economic Section, K.C.A.R.

THROUGH : Kanto Liaison and Coordination Office

FROM : Eisei Yoshita, Director of Commerce and Industry Dep't, Yamanashi Prefecture.

SUBJECT : Petition on Electric Power Problem

1. From the standpoint of this Prefecture, it is highly desirable that the power supply policy will be formulated in such way that if and when Prefecture furnishes the waters beyond the volume being used at present for the power generation by Nippatsu (Japan Power Generation and supply Corporation) the latter will recompense the Ken people by supplying within the framework of the normal charge a certain volume out of the power thus generated.

The reason is: the small and medium enterprises representing 90 per cent of the nation's industry are shouldering a heavey burden due to the power problem, especially the textile industry in Yamanashi, prefecture's key-industry is in a miserable plight, which is a matter of serious consideration not only for the Ken Gov't but also for the enterprise itself struggling to get rid of.

As the water-shortage season is drawing nearer the state of power stations has been growingly deteriorated, making it further difficult for the industry to secure the necessary volume of electric power. In such surroundings, if a certain amount of Nippatsu's benefits be reverted to the Prefecture it will increase considerably the volume available to the industry in conjunction with such methods as the daily-water-supply cut or the induction from the lakes and marshes, thereby greatly contributing to the nation's welfare.

Meanwhile the design above-mentioned is not feasible under the Electric Power Regulations now in force. However, it is hoped a special consideration be given to the project as an expediency to tide over the winter emergency, with good regards for the nation's industrial rehabilitation as well as for the saving of coals needed for the coal-power generation.

DECLASSIFIED E.O. 12065 SECTION 3-402/NNDG NO. 775013

2. We hope it will be authorized to arrange that the volume exceeding the fixed quota be diverated to fill up the deficits in the quota.

Under the existing regulations, the allotment of power volume to the industry of the same type and scale, applied with the normal electric charge, must remain the same provided that the actual power consumption during the period from July 1949 to June 1950 be unchanged to date, irrespective of the results the industry recorded as of the corresponding month in this period. However, it is a common phenomenon that the condition of the small and medium industry has undergone a sweeping change in the course of one year full of constant economic fluctuations. So it happens that some industry enjoys a overquota while others are suffering from deficits of quota. In such case, should the excess supply be balanced with the deficits (though the offset or coordination of the entire power supply is regarded difficult from the fact the calculation of the current electric charge is made upon the basis of the deficient or back supply estimated at 20 per cent of the normal power supply), it will enable to cut the production cost, to stabilize economy and promote export.

Quoting from the supply conditions in Yamanashi, the monthly average of the excess supply in the past six months registers 650,000 KWH while the average dificits amounts 550,000 KWH. If it is permitted that 260,000 KWH or 50 per cent of the average deficits be balanced with the excess supply the burden of the small and medium industry will considerably lessened.

We hope you will pay good regards for these circumstances. In this connection it is highly desirable that the task of the power allotment will be assigned to the Governor well-versed in the industrial status in Yamanashi.