

PZ  
7  
F877  
Ch  
copy2

FT MEADE  
GenColl

CHILDREN

and LITTLE

CHILDREN



RUTH and HARROP FREEMAN  
ELDRED M. SMITH

*Handwritten signature or initials.*



# Carpenter's Song

4  
4

Bang! Bang! Bang! goes the ham-mer. Szz-Szz-Szz saw-dust falls.

These long nails must be driv-en To give my house strong walls.

Noise I make with my ham-mer. Curls I make with my plane.

Roof just like an um-brel-la to keep out sun and rain.





Mrs. Ruth (St. John) Freeman

# **CHIPS and LITTLE CHIPS**

By

RUTH and HARROP A. FREEMAN

Pictures By

ELDRED M. SMITH

*JUNIOR PRESS BOOKS*

ALBERT  WHITMAN

& CO

CHICAGO

1939

= Copy 2 =

PZ  
F 811  
CH  
Copy 2

Copyright, 1939, by  
ALBERT WHITMAN & COMPANY

MAY 29 1939

©CIA

129653

Printed in the U.S.A.



## CHIPS AND LITTLE CHIPS

**W**E are going to have a new house, Son. Chips, the carpenter, is going to build it. Maybe you would like to watch him. Then you will see just how a house is built.”

“It would be lots of fun to watch him. But why is he called Chips, Father?”

“He used to be the carpenter on a ship. A ship’s carpenter is always called Chips. He doesn’t work on the ship any more, but everyone still calls him Chips.”

“I think that is a nice name. May I call him Chips?”

“Yes, you may. Look, here he comes now.”

The little boy’s father introduced the carpenter. The two became good friends right away.

“I wish I had a name like yours, Chips,” said the little boy.

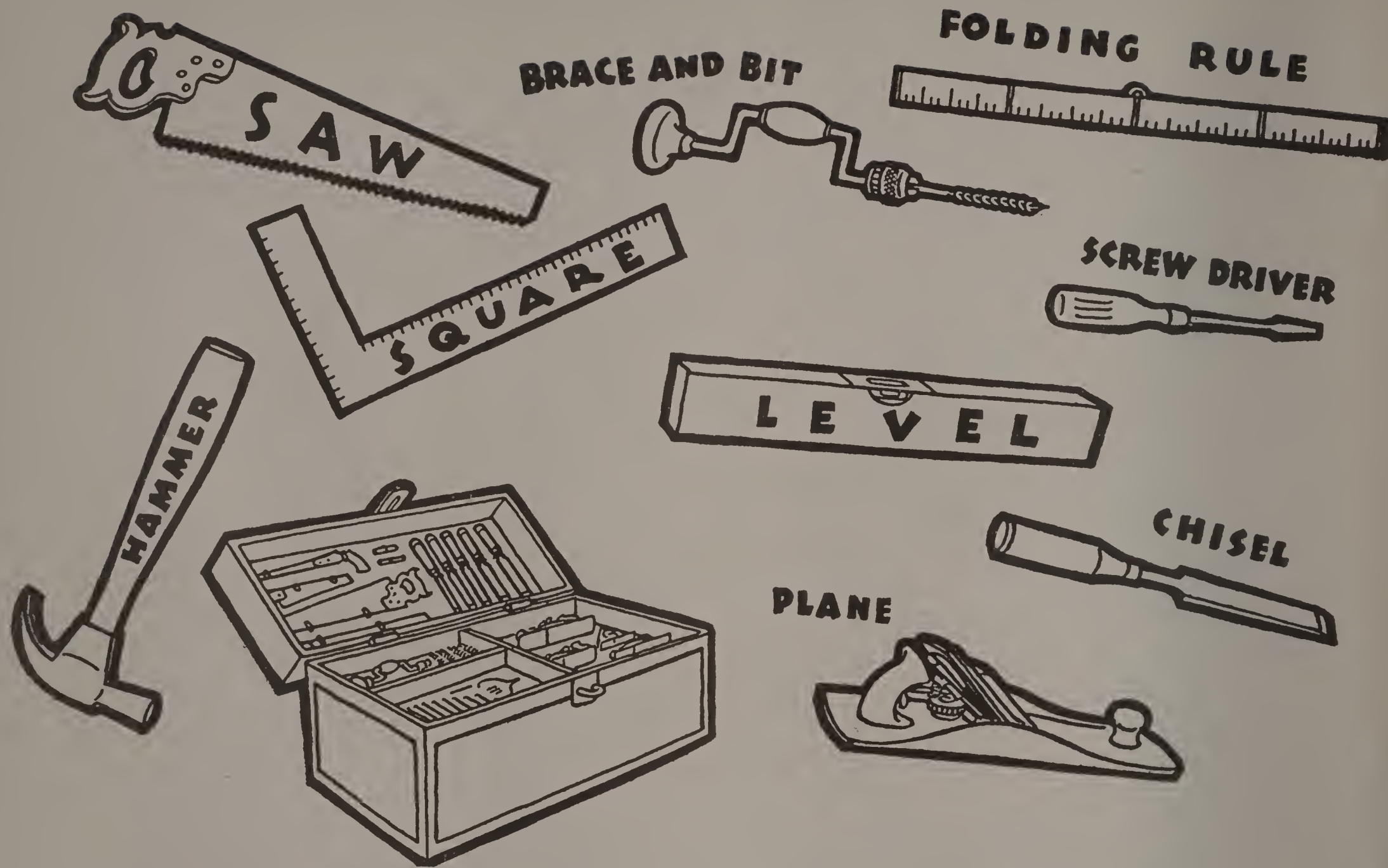


“That is easy,” said Chips. “We will call you Little Chips. You can be a carpenter, too. You can watch me in the mornings and then in the afternoons you can work on your playhouse.”





“Oh, that will be fun,” said Little Chips. “I will wear my overalls when I work, just like a real carpenter, and I will build a real playhouse.”



Chips showed Little Chips all the different tools that he used. Chips carried his tools in a large, strong chest. There was a special place for each tool.



Chips gave Little Chips a hammer and a box full of nails. There were large nails and small nails and middle-sized nails. A carpenter uses all kinds of nails in building a house. Little Chips looked through the box to see how many kinds of nails it contained.





“This is the plan of the house that I am going to build,” said Chips. “It shows just how large each room is to be. A carpenter must have a plan before he can start his work.”



Little Chips wanted a plan for his playhouse, so Chips drew one for him. This plan showed a living room and a dining room and a kitchen. It showed the exact size of each room. It also showed where each window should be built. The heavy black lines in the plan indicated the walls, and the lighter lines indicated the windows.

Little Chips thought this was a fine plan. He studied it carefully for a long time.




Chips marked the size of the house on the ground. He pounded a number of stakes into the ground and then connected them with a heavy string. Now he knew just where to build the house.





Little Chips marked the size of his playhouse. It was such a little house that he only needed four stakes. He pounded them into the ground and connected them with a heavy string. Then he began to measure the boards.



Before Chips could really start his work, a big hole had to be dug in order to make the basement under the house. Two strong horses dug the hole by pulling a big scoop. A man held the scoop and guided the horses. When the scoop became full of earth, the man emptied it on the ground just outside the hole. He knew just where to dig the hole because Chips had marked the size of the house with stakes and a heavy string.



Little Chips decided that he would dig a hole, too. He used his little play steam shovel and he piled the dirt up on the side.





After the hole had been dug, the floor and walls of the basement were made out of concrete. The basement wall rose about ten inches above the level of the ground. This gave a firm foundation for the joists. These were strong boards that supported the floor of the house. They reached from one side of the basement wall to the other. Chips had cut each board just the right length.



When Little Chips had dug the hole for his playhouse, he began cutting some boards. He had already measured each one and had made a pencil mark at the place where it must be cut. Then he sawed the boards exactly on the pencil marks. He put each board on a box and kneeled on it, just as Chips had done.



After the joists had all been nailed down, they were covered with wide, thin boards. These made the floor. Each board was fitted tightly to the board next to it. There must not be any cracks in the floor! Little Chips watched Chips and his helper as they fastened the floor boards with nails. It looked very easy to him.





Little Chips decided that he would nail some boards together. He took two boards from an old box. Then he took a medium-sized nail and started to pound. But he found that it wasn't so easy as it looked. Oops! the hammer slipped. Little Chips almost mashed his finger. He kept on pounding and pounding and pounding. Finally he got the nail through the boards.



Chips and his helper built the frame of the house of strong boards. Each board was set just a certain distance from the one next to it. These boards were called uprights. "They are like the bones of your body," said Chips. "They give the house its proper shape."





Little Chips used strong boards to make the frame of his playhouse. He had first measured each board and marked it with a pencil. Then he had sawed each board so that it was the proper length. All the boards had to be exactly the same size. When they were all cut, he set them firmly in the ground. He wanted to have a good, strong playhouse, so he had to have a good, strong frame for it.





When all the uprights had been put in place and the frame of the house was completed, long boards were nailed on the outside. Each board was nailed to the uprights. If the boards were too long, they were sawed off after they had been nailed in place.




Little Chips covered the frame of his playhouse with boards. He nailed each board tightly to the frame, leaving spaces for the door and windows. If a board was too long, he sawed it so that it was just the right length. When he nailed the boards this time, the hammer didn't slip once. Little Chips was becoming a good carpenter. He had learned to hit the nail and not his finger.



When the frame of the house had been covered with boards, Chips laid heavy paper on them. "This paper will help to keep the house warm. The weather boards or outside boards are nailed over the paper," said Chips. Little Chips helped him to put the paper on.





Little Chips got a roll of heavy tar paper to use on his playhouse. A playhouse does not need weather boards. The paper had long lines that went around and short lines that went up and down. He carefully nailed the paper on the outside of the playhouse. Chips had shown him how to do it. This paper would help to keep his playhouse warm. It also made it look very pretty. When Little Chips had put the paper all around the house, he cut places in the paper for the windows and the door.



Chips and his helper climbed up on high ladders to put a roof on the house. The roof was one of the most important parts of the whole house. The shingles had to be put on carefully and made to fit very tightly, so that there would not be a leak in the roof.





Little Chips put a roof on his playhouse. He made the roof of boards instead of shingles. Each board was nailed close to the one next to it, so that the roof would not leak. Little Chips knew that a house must have a good roof. "This roof will shed water like an umbrella," he said when he had finished.






The outside of the house was finished now. Chips and his helper had put in doors and windows. Then the painters had put on two coats of paint. The paint made the house look very pretty. Little Chips liked his new home.



Chips had said, "You must always keep your tools sharp and clean and dry."

So Little Chips carefully wiped off his saw and his hammer and his square. He wanted to keep all his tools in good condition. He was through using them to-day, but before he put them away he made sure that they were clean and dry. The tools would soon get rusty if they were not kept dry.





While Chips and his helper were finishing the outside of the house, other workers were busy on the inside. The masons plastered the walls and the plumbers put in the bathtub and sink. The electricians put in wires for the electric lights.






After Little Chips had finished the roof and the chimney, he put in the door and windows for his playhouse. Then it was all done. He sat down on the grass and looked at it. "Isn't it a fine playhouse?" he asked. Everyone who saw it thought it was a fine playhouse.



When Chips and his helper and all the other workers had finished, the big house looked like this. Little Chips thought it was the most beautiful house he had ever seen.



When Little Chips had finished building his playhouse, he made a path of large flat stones leading up to the door. He set the stones down in the ground a little bit so that they would stay in place. Then the playhouse looked like this.






“You have learned lots of things about building, Little Chips,” said Chips when they had both finished their work. “There is one thing that you must never forget. Always keep your tools clean and sharp, and always do the best job you can.”










Class \_\_\_\_\_

Book \_\_\_\_\_

COPYRIGHT DEPOSIT

LIBRARY OF CONGRESS



00024896419

