

Abt

Abt Associates Inc.





Abt Associates Inc.

55 Wheeler Street
Cambridge, Massachusetts
02138-1168

617 492-7100 *telephone*
617 492-5219 *facsimile*

Hampden Square, Suite 500
4800 Montgomery Lane
Bethesda, Maryland
20814-5341

301 913-0500 *telephone*
301 652-3618 *facsimile*

101 North Wacker Drive
Suite 400
Chicago, Illinois
60606-7301

312 332-3300 *telephone*
312 621-3840 *facsimile*

Appendix IV.G7

CPEP 7: Evaluation & Management

Round II Profiles

Data Collection and Analysis for Generating Procedure-Specific Practice Expense Estimates (HCFA Contract No. 500-95-0009)

April 30, 1997

Prepared for
Health Care Financing Administration
Office of Research
Mail Stop C-3-1626
7500 Security Boulevard
Baltimore, MD 21244-1850

Prepared by
Abt Associates Inc.
55 Wheeler Street
Cambridge, MA 02138

**Total Cost Profile by HCPCS Code
(PROCSUM)**

- CPEP: The Clinical Practice Expert Panel (abbreviated CPEP) that provided the estimates for the associated service.
- PROCCODE: The HCFA Common Procedure Coding System (HCPCS) Code for the specified service.
- FAM: The grouping ("family") of HCPCS codes to which the service was assigned for the purpose of facilitating development of resource estimates by the CPEPs.
- ISREF: For the specified service, this variable indicates whether the service was a reference service (profiled during the first round of CPEP meetings).
- POVIS: Indicates the number of post-operative office visits profiled by the CPEP.
- IN: For the specified service, this variable indicates whether the service was profiled for the "in-office" location.
- OUT: For the specified service, this variable indicates whether the service was profiled for the "out-office" location.
- TOTLABCI: Total clinical labor cost for the in-office location (the computed sum of CG0_I + CG1_I + CG1X_I).
- TOTLABAI: Total administrative labor cost for the in-office location (the computed sum of CG2_I + CG2X_I).
- TOTLABI: Total labor cost for the in-office location (the computed sum of TOTLABAI + TOTLABCI).
- SUPP_I: The costs of all supplies, in dollars, associated with the provision of the service in the in-office setting.
- PXEQ_I: The allocated cost, in dollars, of all service-specific equipment assigned by the CPEP with the provision of this service in the office.
- OVEQ_I: The allocated overhead clinical equipment cost associated with the provision of this service in the office.
- TOTEQPI: Total cost for clinical equipment in the in-office location (the computed sum of PXEQ_I + OVEQ_I).
- TOT_I: Total direct costs for the in-office location (the computed sum of TOTLABI + SUPP_I + TOTEQPI).
- TOTLABCO: Total clinical labor cost for the out-office location (the computed sum of CG0_O + CG1_O + CG1X_O).

- TOTLABAO: Total administrative labor cost for the out-office location (the computed sum of CG2_O + CG2X_O).
- TOTLABO: Total labor cost for the out-office location (the computed sum of TOTLABAO + TOTLABCO).
- SUPP_O: The costs of all supplies, in dollars, associated with the provision of the service in the out-of-office setting.
- PXEQ_O: The allocated cost, in dollars, of all service-specific equipment assigned by the CPEP with the provision of this service out of the office.
- OVEQ_O: The allocated clinical overhead equipment cost associated with the provision of this service out of the office.
- TOTEQPO: Total cost for clinical equipment in the out-office location (the computed sum of PXEQ_O + OVEQ_O).
- TOT_O: Total direct costs for the out-office location (the computed sum of TOTLABO + SUPP_O + TOTEQPO).

CPEP 7: Evaluation & Management
Total Costs by HCPCS Code

CPEP	PROCCODE	FAM	ISREF	POVIS	IN	OUT	TOTLABCI	TOTLABI	SUPP_I	PXEQ_I	OVEQ_I	TOTEQPI	TOT_I	TOTLABCO	TOTLABAO	TOTLABO	SUPP_O	PXEQ_O	OVEQ_O	TOTEQPO	TOT_O	
C 7	20660	392	0	.	N	N
C 7	20662	392	0	.	N	N
C 7	20663	392	0	.	N	N
C 7	20665	392	0	.	N	N
C 7	29000	392	0	.	N	N
C 7	29010	392	0	.	N	N
C 7	29015	392	0	.	N	N
C 7	29020	392	0	.	N	N
C 7	29025	392	0	.	N	N
C 7	29035	392	0	.	N	N
C 7	29040	392	0	.	N	N
C 7	29044	392	0	.	N	N
C 7	29046	392	0	.	N	N
C 7	29049	392	0	.	N	N
C 7	29055	392	0	.	N	N
C 7	29058	392	0	.	N	N
C 7	29065	392	0	19.450	Y	Y	19.450	24.450	30.190	0.00	0.206	0.206	54.846	1.167	5.000	6.167	0.000	0	0	0	6.167	
C 7	29075	392	0	19.450	Y	Y	19.450	24.450	15.990	0.00	0.206	0.206	40.646	1.167	5.000	6.167	0.000	0	0	0	6.167	
C 7	29085	392	0	19.450	Y	Y	19.450	24.450	13.340	0.00	0.206	0.206	37.996	1.167	5.000	6.167	0.000	0	0	0	6.167	
C 7	29105	392	0	19.450	Y	Y	19.450	24.450	30.190	0.00	0.206	0.206	54.846	1.167	5.000	6.167	0.000	0	0	0	6.167	
C 7	29125	392	0	19.450	Y	Y	19.450	24.450	18.290	0.00	0.206	0.206	42.946	1.167	5.000	6.167	0.000	0	0	0	6.167	
C 7	29126	392	0	.	N	N
C 7	29130	392	0	11.670	Y	Y	11.670	16.670	.	0.00	0.123	0.123	.	1.167	5.000	6.167	.	0	0	0	6.167	
C 7	29131	392	0	.	N	N
C 7	29200	392	0	11.670	Y	Y	11.670	16.670	8.010	0.00	0.123	0.123	24.803	1.167	5.000	6.167	0.000	0	0	0	6.167	
C 7	29220	392	0	11.670	Y	Y	11.670	16.670	4.610	0.00	0.123	0.123	21.403	1.167	5.000	6.167	0.000	0	0	0	6.167	
C 7	29240	392	0	11.670	Y	Y	11.670	16.670	4.610	0.00	0.123	0.123	21.403	1.167	5.000	6.167	0.000	0	0	0	6.167	
C 7	29260	392	0	11.670	Y	Y	11.670	16.670	4.610	0.00	0.123	0.123	21.403	1.167	5.000	6.167	0.000	0	0	0	6.167	
C 7	29280	392	0	11.670	Y	Y	11.670	16.670	2.910	0.00	0.123	0.123	19.703	1.167	5.000	6.167	0.000	0	0	0	6.167	
C 7	29305	392	0	.	N	N
C 7	29325	392	0	.	N	N
C 7	29345	392	0	23.340	Y	Y	23.340	28.340	57.290	0.00	0.247	0.247	85.877	1.167	5.000	6.167	0.000	0	0	0	6.167	
C 7	29355	392	0	25.285	Y	Y	25.285	30.285	83.590	0.00	0.267	0.267	114.142	1.167	5.000	6.167	0.000	0	0	0	6.167	
C 7	29358	392	0	.	N	N
C 7	29365	392	0	19.450	Y	Y	19.450	24.450	30.190	0.00	0.206	0.206	54.846	1.167	5.000	6.167	0.000	0	0	0	6.167	
C 7	29405	392	1	19.450	Y	Y	19.450	24.450	30.190	0.00	0.206	0.206	54.846	1.167	5.000	6.167	0.000	0	0	0	6.167	
C 7	29425	392	0	19.450	Y	Y	19.450	24.450	44.940	0.00	0.206	0.206	69.596	1.167	5.000	6.167	0.000	0	0	0	6.167	
C 7	29435	392	0	.	N	N
C 7	29440	392	0	9.725	Y	Y	9.725	14.725	28.090	0.00	0.103	0.103	42.918	1.167	5.000	6.167	0.000	0	0	0	6.167	
C 7	29445	392	0	.	N	N
C 7	29450	392	0	.	N	N
C 7	29505	392	0	.	N	N
C 7	29515	392	0	.	N	N
C 7	29520	392	0	9.725	Y	Y	9.725	14.725	4.610	0.00	0.103	0.103	19.438	1.167	5.000	6.167	0.000	0	0	0	6.167	
C 7	29530	392	0	9.725	Y	Y	9.725	14.725	4.610	0.00	0.103	0.103	19.438	1.167	5.000	6.167	0.000	0	0	0	6.167	
C 7	29540	392	0	9.725	Y	Y	9.725	14.725	4.610	0.00	0.103	0.103	19.438	1.167	5.000	6.167	0.000	0	0	0	6.167	
C 7	29550	392	0	9.725	Y	Y	9.725	14.725	2.910	0.00	0.103	0.103	17.738	1.167	5.000	6.167	0.000	0	0	0	6.167	
C 7	29580	392	0	9.725	Y	Y	9.725	14.725	16.160	0.00	0.103	0.103	30.988	1.167	5.000	6.167	0.000	0	0	0	6.167	
C 7	29590	392	0	.	N	N
C 7	29700	392	0	9.725	Y	Y	9.725	14.725	.	0.08	0.103	0.183	.	1.167	5.000	6.167	.	0	0	0	6.167	

CPEP 7: Evaluation & Management
 Total Costs by HCPCS Code

CPEP	PROCCODE	FAM	ISREF	POVIS	IN	OUT	TOTLABCI	TOTLABAI	TOTLABI	SUPP_I	PXEQ_I	OVEQ_I	TOTEQPI	TOI_I	TOTLABCO	TOTLABAO	TOTLABO	SUPP_O	PXEQ_O	OVEQ_O	TOTEQPO	TOT_O	
C 7	29705	392	0	0	Y	Y	9.725	5.000	14.725	.008	0.103	0.183	.	1.167	5.000	6.167	.	0	0	0	0	.	
C 7	29710	392	0	0	N	N
C 7	29715	392	0	0	N	N
C 7	29720	392	0	0	N	N
C 7	29730	392	0	0	Y	Y	7.780	5.000	12.780	.006	0.082	0.142	.	1.167	5.000	6.167	.	0	0	0	0	.	
C 7	29740	392	0	0	Y	Y	7.780	5.000	12.780	.006	0.082	0.142	.	1.167	5.000	6.167	.	0	0	0	0	.	
C 7	29750	392	0	0	N	N
C 7	86485	1013	0	0	Y	N	6.224	2.250	8.474	0.684	0.00	0.065	0.065	9.223
C 7	86490	1013	0	0	Y	N	6.224	2.250	8.474	0.684	0.00	0.065	0.065	9.223
C 7	86510	1013	0	0	Y	N	6.224	2.250	8.474	0.684	0.00	0.065	0.065	9.223
C 7	86580	1013	1	0	Y	N	6.224	2.250	8.474	0.684	0.00	0.065	0.065	9.223
C 7	86585	1013	0	0	Y	N	6.224	2.250	8.474	1.277	0.00	0.065	0.065	9.816
C 7	90801	748	0	0	Y	Y	25.320	13.895	39.215	0.044	0.00	0.247	0.247	39.506	25.320	13.895	39.215	0.000	0	0	0	0	39.215
C 7	90820	748	0	0	Y	Y	25.320	13.895	39.215	0.044	0.00	0.247	0.247	39.506	25.320	13.895	39.215	0.000	0	0	0	0	39.215
C 7	90825	748	0	0	N	Y	0.000	2.740	2.740	0.000	0	0	0	0	2.740
C 7	90830	752	1	0	Y	Y	77.174	9.568	86.742	2.300	0.00	0.387	0.387	89.429	77.174	9.568	86.742	2.300	0	0	0	0	89.042
C 7	90835	748	0	0	Y	Y	29.540	11.155	40.695	26.570	0.00	0.288	0.288	67.553	0.000	11.155	11.155	0.000	0	0	0	0	11.155
C 7	90842	748	0	0	Y	Y	14.770	11.155	25.925	0.044	0.00	0.144	0.144	26.113	10.550	11.155	21.705	0.000	0	0	0	0	21.705
C 7	90843	748	0	0	Y	Y	14.770	11.155	25.925	0.044	0.00	0.144	0.144	26.113	10.550	11.155	21.705	0.000	0	0	0	0	21.705
C 7	90844	748	1	0	Y	Y	14.770	11.155	25.925	0.044	0.00	0.144	0.144	26.113	10.550	11.155	21.705	0.000	0	0	0	0	21.705
C 7	90845	748	0	0	Y	Y	14.770	11.155	25.925	0.044	0.00	0.144	0.144	26.113	10.550	11.155	21.705	0.000	0	0	0	0	21.705
C 7	90846	748	0	0	Y	Y	14.770	18.670	33.440	0.044	0.00	0.144	0.144	33.628	10.550	18.670	29.220	0.000	0	0	0	0	29.220
C 7	90847	748	0	0	Y	Y	14.770	18.670	33.440	0.044	0.00	0.144	0.144	33.628	10.550	18.670	29.220	0.000	0	0	0	0	29.220
C 7	90849	748	0	0	Y	Y	16.880	21.410	38.290	0.044	0.00	0.165	0.165	38.499	12.660	21.410	34.070	0.000	0	0	0	0	34.070
C 7	90853	748	0	0	Y	Y	16.880	23.915	40.795	0.044	0.00	0.165	0.165	41.004	12.660	23.915	36.575	0.000	0	0	0	0	36.575
C 7	90855	748	0	0	Y	Y	14.770	11.155	25.925	0.044	0.00	0.144	0.144	26.113	10.550	11.155	21.705	0.000	0	0	0	0	21.705
C 7	90857	748	0	0	Y	Y	16.880	23.915	40.795	0.044	0.00	0.165	0.165	41.004	12.660	23.915	36.575	0.000	0	0	0	0	36.575
C 7	90862	748	0	0	Y	Y	14.770	10.020	24.790	0.044	0.00	0.144	0.144	24.978	10.550	10.020	20.570	0.000	0	0	0	0	20.570
C 7	90870	756	1	0	N	Y	16.880	11.374	28.254	0.000	0	0	0	0	28.254	
C 7	90880	748	0	0	N	Y	14.770	11.155	25.925	0.044	0.00	0.144	0.144	26.113	10.550	11.374	28.254	0.000	0	0	0	0	28.254
C 7	90887	748	0	0	Y	Y	8.440	11.155	19.595	0.044	0.00	0.082	0.082	19.721	6.330	11.155	17.485	0.000	0	0	0	0	17.485
C 7	90900	752	0	0	Y	Y	23.210	11.155	34.365	1.011	0.47	0.226	0.696	36.072	25.320	11.155	36.475	0.914	0	0	0	0	37.389
C 7	90902	752	0	0	Y	Y	23.210	11.155	34.365	1.011	0.47	0.226	0.696	36.072	25.320	11.155	36.475	0.914	0	0	0	0	37.389
C 7	90904	752	0	0	Y	Y	23.210	11.155	34.365	1.011	0.47	0.226	0.696	36.072	25.320	11.155	36.475	0.914	0	0	0	0	37.389
C 7	90906	752	0	0	Y	Y	23.210	11.155	34.365	1.011	0.47	0.226	0.696	36.072	25.320	11.155	36.475	0.914	0	0	0	0	37.389
C 7	90908	752	0	0	Y	Y	23.210	11.155	34.365	1.011	0.47	0.226	0.696	36.072	25.320	11.155	36.475	0.914	0	0	0	0	37.389
C 7	90910	752	0	0	Y	Y	23.210	11.155	34.365	1.011	0.47	0.226	0.696	36.072	25.320	11.155	36.475	0.914	0	0	0	0	37.389
C 7	90911	752	0	0	Y	Y	23.210	11.155	34.365	1.011	0.47	0.226	0.696	36.072	25.320	11.155	36.475	0.914	0	0	0	0	37.389
C 7	90915	752	0	0	Y	Y	23.210	11.155	34.365	1.011	0.47	0.226	0.696	36.072	25.320	11.155	36.475	0.914	0	0	0	0	37.389
C 7	93000	1332	1	0	Y	N	9.725	5.000	14.725	2.335	0.16	0.103	0.263	17.323
C 7	93005	1332	0	0	Y	Y	9.725	5.000	14.725	2.335	0.16	0.103	0.263	17.323
C 7	93010	1332	0	0	N	Y	0.000	5.000	5.000	0.000	0	0	0	0	5.000	
C 7	93012	1332	0	0	Y	Y	9.725	5.000	14.725	1.855	0.19	0.103	0.293	16.873	0.000	5.000	5.000	0.000	0	0	0	0	5.000
C 7	93014	1332	0	0	N	Y	0.000	5.000	5.000	0.000	0	0	0	0	5.000	
C 7	93040	1332	0	0	Y	N	9.725	5.000	14.725	1.855	0.16	0.103	0.263	16.843
C 7	93041	1332	0	0	Y	N	9.725	5.000	14.725	1.855	0.16	0.103	0.263	16.843
C 7	93042	1332	0	0	N	Y	0.000	5.000	5.000	0.000	0	0	0	0	5.000	
C 7	93220	1332	0	0	Y	N	9.725	5.000	14.725	.000	0.103	.000	.000
C 7	93221	1332	0	0	Y	N	9.725	5.000	14.725	.000	0.103	.000	.000

CPEP 7: Evaluation & Management
 Total Costs by HCPCS Code


CPEP_CODE	PROG_CODE	FAM_CODE	ISREF_CODE	POVIS_CODE	IN_CODE	OUT_CODE	TOTLABCI	TOTLABAI	TOTLABI	SUPP_I	PXEQ_I	OVEQ_I	TOTEQPI	TOT_I	TOTLABCO	TOTLABAO	TOTLABO	SUPP_O	PXEQ_O	OVEQ_O	TOTEQPO	TOT_O	
C 7	93222	1332	0	0	N	Y	0.000	5.000	5.000	5.000	0.000	0.000	0	0	5.000	
C 7	93272	1332	0	0	N	Y	9.725	5.000	14.725	0.000	5.000	5.000	5.000	0.000	0.000	0	0	5.000	
C 7	93278	1332	0	0	Y	Y	10.503	1.250	11.753	7.220	0.00	0.111	19.084	0.000	1.250	1.250	1.250	0.000	0.000	0	0	1.250	
C 7	94640	1052	0	0	Y	Y	18.283	1.250	19.533	7.220	0.00	0.194	26.947	0.000	1.250	1.250	1.250	0.000	0.000	0	0	1.250	
C 7	94642	1052	0	0	Y	N	10.503	1.250	11.753	7.220	0.00	0.111	19.084	0.000	1.250	1.250	1.250	0.000	0.000	0	0	1.250	
C 7	94650	1052	0	0	Y	N	8.558	1.250	9.808	7.220	0.00	0.091	17.119	0.000	1.250	1.250	1.250	0.000	0.000	0	0	1.250	
C 7	94651	1052	0	0	Y	Y	0.000	1.250	1.250	1.250	0.000	0.000	0	0	1.250	
C 7	94652	1052	0	0	N	Y	10.503	1.250	11.753	7.220	0.00	0.111	19.084	0.000	1.250	1.250	1.250	0.000	0.000	0	0	1.250	
C 7	94664	1052	1	0	Y	N	6.613	1.250	7.863	7.220	0.00	0.070	15.153	0.000	1.250	1.250	1.250	0.000	0.000	0	0	1.250	
C 7	94665	1052	0	0	Y	Y	16.338	1.250	17.588	8.257	0.00	0.173	26.018	0.000	1.250	1.250	1.250	0.000	0.000	0	0	1.250	
C 7	94667	1052	0	0	Y	Y	14.393	1.250	15.643	8.257	0.00	0.152	24.052	0.000	1.250	1.250	1.250	0.000	0.000	0	0	1.250	
C 7	94668	1052	0	0	Y	Y	77.174	11.860	89.034	8.257	0.00	0.387	90.371	77.174	11.860	11.860	89.034	0.950	0.000	0	0	89.984	
C 7	95881	752	0	0	Y	Y	77.174	11.860	89.034	2.640	0.13	0.387	92.191	77.174	11.860	11.860	89.034	2.640	0.000	0	0	91.674	
C 7	95882	752	0	0	Y	Y	77.174	11.860	89.034	5.770	0.16	0.387	95.351	77.174	11.860	11.860	89.034	5.770	0.000	0	0	94.804	
C 7	95883	752	0	0	Y	Y	77.174	11.860	89.034	5.770	0.16	0.387	95.351	77.174	11.860	11.860	89.034	5.770	0.000	0	0	94.804	
C 7	99175	720	0	0	Y	Y	10.892	1.750	12.642	5.365	0.00	0.115	18.122	0.000	1.750	1.750	1.750	0.000	0.000	0	0	1.750	
C 7	99178	752	0	0	Y	Y	77.174	11.860	89.034	2.640	0.13	0.387	92.191	77.174	11.860	11.860	89.034	2.640	0.000	0	0	91.674	
C 7	99183	1052	0	0	Y	Y	0.000	5.000	5.000	5.000	0.000	0.000	0	0	5.000	
C 7	99201	700	0	0	Y	N	11.670	15.000	26.670	3.188	0.00	0.123	29.981
C 7	99202	700	0	0	Y	N	15.560	15.000	30.560	3.188	0.00	0.165	33.913
C 7	99203	700	1	0	Y	N	19.450	15.000	34.450	3.188	0.00	0.206	37.844
C 7	99204	700	0	0	Y	N	21.395	15.000	36.395	3.188	0.00	0.226	39.809
C 7	99205	700	0	0	Y	N	23.340	15.000	38.340	3.188	0.00	0.247	41.775
C 7	99210	704	0	0	Y	N	7.002	7.500	14.502	3.188	0.00	0.074	17.764
C 7	99212	704	0	0	Y	N	8.947	7.500	16.447	3.188	0.00	0.094	19.729
C 7	99213	704	1	0	Y	N	10.892	7.500	18.392	3.188	0.00	0.115	21.695
C 7	99214	704	0	0	Y	N	12.837	7.500	20.337	3.188	0.00	0.136	23.661
C 7	99215	704	0	0	Y	N	14.782	7.500	22.282	3.188	0.00	0.156	25.626
C 7	99217	712	0	0	N	Y	0.000	5.695	5.695	5.695	0.000	0.000	0	0	5.695	
C 7	99218	708	0	0	N	Y	14.004	23.390	37.394	37.394	0.000	0.000	0	0	37.394	
C 7	99219	708	0	0	N	Y	14.004	23.390	37.394	37.394	0.000	0.000	0	0	37.394	
C 7	99220	708	0	0	N	Y	15.949	26.585	42.534	42.534	0.000	0.000	0	0	42.534	
C 7	99221	708	0	0	N	Y	14.004	23.390	37.394	37.394	0.000	0.000	0	0	37.394	
C 7	99222	708	1	0	N	Y	14.004	23.390	37.394	37.394	0.000	0.000	0	0	37.394	
C 7	99223	708	0	0	N	Y	15.949	26.585	42.534	42.534	0.000	0.000	0	0	42.534	
C 7	99231	712	0	0	N	Y	0.000	2.500	2.500	2.500	0.000	0.000	0	0	2.500	
C 7	99232	712	1	0	N	Y	0.000	2.500	2.500	2.500	0.000	0.000	0	0	2.500	
C 7	99233	712	0	0	N	Y	0.000	2.500	2.500	2.500	0.000	0.000	0	0	2.500	
C 7	99238	712	0	0	N	Y	0.000	5.695	5.695	5.695	0.000	0.000	0	0	5.695	
C 7	99241	728	0	0	Y	Y	17.505	18.750	36.255	3.188	0.00	0.185	39.628	4.668	12.500	17.168	17.168	0.000	0.000	0	0	17.168	
C 7	99242	728	0	0	Y	Y	19.450	18.750	38.200	3.188	0.00	0.206	41.594	6.613	12.500	19.113	19.113	0.000	0.000	0	0	19.113	
C 7	99243	728	1	0	Y	Y	21.395	18.750	40.145	3.188	0.00	0.226	43.559	8.558	12.500	21.058	21.058	0.000	0.000	0	0	21.058	
C 7	99244	728	0	0	Y	Y	23.340	18.750	42.090	3.188	0.00	0.247	45.525	10.503	12.500	23.003	23.003	0.000	0.000	0	0	23.003	
C 7	99245	728	0	0	Y	Y	25.285	18.750	44.035	3.188	0.00	0.267	47.490	12.448	12.500	24.948	24.948	0.000	0.000	0	0	24.948	
C 7	99251	724	0	0	N	Y	4.668	18.750	23.418	23.418	0.000	0.000	0	0	23.418	
C 7	99252	724	0	0	N	Y	4.668	18.750	23.418	23.418	0.000	0.000	0	0	23.418	
C 7	99253	724	1	0	N	Y	4.668	18.750	23.418	23.418	0.000	0.000	0	0	23.418	
C 7	99254	724	0	0	N	Y	4.668	18.750	23.418	23.418	0.000	0.000	0	0	23.418	
C 7	99255	724	0	0	N	Y	4.668	18.750	23.418	23.418	0.000	0.000	0	0	23.418	

CPEP 7: Evaluation & Management
 Total Costs by HCPCS Code

CPEP	PROCCODE	FAM	ISREF	POVIS	IN	OUT	TOTLABCI	TOTLABAI	TOTLABI	SUPP_I	PXEQ_I	OVEQ_I	TOTEQPI	TOT_I	TOTLABCO	TOTLABAO	TOTLABO	SUPP_0	PXEQ_0	OVEQ_0	TOTEQPO	TOT_0
C 7	99261	724	0	0	N	Y	2.334	3.750	6.084	0.000	0	0	0	0	6.084
C 7	99262	724	0	0	N	Y	2.334	3.750	6.084	0.000	0	0	0	0	6.084
C 7	99263	724	0	0	N	Y	2.334	3.750	6.084	0.000	0	0	0	0	6.084
C 7	99271	724	0	0	Y	Y	17.505	18.750	36.255	3.188	0.00	0.185	0.185	39.628	18.750	23.418	0.000	0	0	0	0	23.418
C 7	99272	724	0	0	Y	Y	19.450	18.750	38.200	3.188	0.00	0.206	0.206	41.594	18.750	23.418	0.000	0	0	0	0	23.418
C 7	99273	724	0	0	Y	Y	21.395	18.750	40.145	3.188	0.00	0.226	0.226	43.559	18.750	23.418	0.000	0	0	0	0	23.418
C 7	99274	724	0	0	Y	Y	23.340	18.750	42.090	3.188	0.00	0.247	0.247	45.525	18.750	23.418	0.000	0	0	0	0	23.418
C 7	99275	724	0	0	Y	Y	25.285	18.750	44.035	3.188	0.00	0.267	0.267	47.490	18.750	23.418	0.000	0	0	0	0	23.418
C 7	99281	720	0	0	N	Y	2.723	11.750	14.473	0.000	0	0	0	0	14.473
C 7	99282	720	0	0	N	Y	2.723	11.750	14.473	0.000	0	0	0	0	14.473
C 7	99283	720	1	0	N	Y	2.723	11.750	14.473	0.000	0	0	0	0	14.473
C 7	99284	720	0	0	N	Y	2.723	11.750	14.473	0.000	0	0	0	0	14.473
C 7	99285	720	0	0	N	Y	2.723	11.750	14.473	0.000	0	0	0	0	14.473
C 7	99291	716	1	0	N	Y	4.668	17.500	22.168	0.000	0	0	0	0	22.168
C 7	99292	716	0	0	N	Y	0.000	1.250	1.250	0.000	0	0	0	0	1.250
C 7	99295	716	0	0	N	Y	0.000	17.500	17.500	0.000	0	0	0	0	17.500
C 7	99296	716	0	0	N	Y	0.000	2.500	2.500	0.000	0	0	0	0	2.500
C 7	99297	716	0	0	N	Y	0.000	1.250	1.250	0.000	0	0	0	0	1.250
C 7	99301	740	0	0	N	Y	12.448	5.000	17.448	0.000	0	0	0	0	17.448
C 7	99302	740	1	0	N	Y	14.393	5.000	19.393	0.000	0	0	0	0	19.393
C 7	99303	740	0	0	N	Y	16.338	5.000	21.338	0.000	0	0	0	0	21.338
C 7	99311	744	0	0	N	Y	3.112	2.500	5.612	0.000	0	0	0	0	5.612
C 7	99312	744	1	0	N	Y	4.279	2.500	6.779	0.000	0	0	0	0	6.779
C 7	99313	744	0	0	N	Y	5.446	2.500	7.946	0.000	0	0	0	0	7.946
C 7	99321	732	0	0	N	Y	7.780	5.000	12.780	2.268	0	0	0	0	15.048
C 7	99322	732	0	0	N	Y	13.615	5.000	18.615	2.268	0	0	0	0	20.883
C 7	99323	732	0	0	N	Y	17.505	5.000	22.505	2.268	0	0	0	0	24.773
C 7	99331	736	0	0	N	Y	7.780	4.250	12.030	2.268	0	0	0	0	14.298
C 7	99332	736	0	0	N	Y	9.725	4.250	13.975	2.268	0	0	0	0	16.243
C 7	99333	736	0	0	N	Y	11.670	4.250	15.920	2.268	0	0	0	0	18.188
C 7	99341	732	0	0	N	Y	7.780	5.000	12.780	2.268	0	0	0	0	15.048
C 7	99342	732	1	0	N	Y	13.615	5.000	18.615	2.268	0	0	0	0	20.883
C 7	99343	732	0	0	N	Y	17.505	5.000	22.505	2.268	0	0	0	0	24.773
C 7	99351	736	0	0	N	Y	7.780	4.250	12.030	2.268	0	0	0	0	14.298
C 7	99352	736	1	0	N	Y	9.725	4.250	13.975	2.268	0	0	0	0	16.243
C 7	99353	736	0	0	N	Y	11.670	4.250	15.920	2.268	0	0	0	0	18.188
C 7	99354	704	0	0	Y	N	10.892	2.500	13.392	0.000	0.00	0.115	0.115	13.507
C 7	99355	704	0	0	Y	N	5.835	2.500	8.335	0.000	0.00	0.062	0.062	8.397	0.000	1.250	0.000	0	0	0	0	1.250
C 7	99357	712	0	0	N	Y	0.000	1.250	1.250	0.000	0	0	0	0	1.250
C 7	99375	724	0	0	Y	Y	17.505	12.500	30.005	0.000	0.00	0.185	0.185	30.190	17.505	30.005	0.000	0	0	0	0	30.005
C 7	99381	700	0	0	Y	N	19.450	13.500	32.950	3.188	0.00	0.206	0.206	36.344	17.505	30.005	0.000	0	0	0	0	30.005
C 7	99382	700	0	0	Y	N	15.560	13.500	29.060	3.188	0.00	0.165	0.165	32.413
C 7	99383	700	0	0	Y	N	15.560	13.500	29.060	3.188	0.00	0.165	0.165	32.413
C 7	99384	700	0	0	Y	N	15.560	13.500	29.060	3.188	0.00	0.165	0.165	32.413
C 7	99385	700	0	0	Y	N	15.560	13.500	29.060	3.188	0.00	0.165	0.165	32.803
C 7	99386	700	0	0	Y	N	15.560	13.500	29.060	3.578	0.00	0.165	0.165	32.803
C 7	99387	700	0	0	Y	N	19.450	13.500	32.950	3.578	0.00	0.206	0.206	36.734
C 7	99391	704	0	0	Y	N	10.892	7.500	18.392	3.188	0.00	0.115	0.115	21.695
C 7	99392	704	0	0	Y	N	10.892	7.500	18.392	3.188	0.00	0.115	0.115	21.695

CPEP 7: Evaluation & Management
 Total Costs by HCPCS Code

CPEP	PROCCODE	FAM	ISREF	POVIS	IN	OUT	TOTLABCI	TOTLABAI	TOTLABI	SUPP_I	PXEQ_I	OVEQ_I	TOTEQPI	TOT_I	TOTLABCO	TOTLABAO	TOTLABO	SUPP_O	PXEQ_O	OVEQ_O	TOTEQPO	TOT_O	
C 7	99393	704	0	0	Y	N	10.892	7.500	18.392	3.188	0.00	0.115	0.115	21.695	
C 7	99394	704	0	0	Y	N	10.892	7.500	18.392	3.188	0.00	0.115	0.115	21.695	
C 7	99395	704	0	0	Y	N	10.892	7.500	18.392	3.578	0.00	0.115	0.115	22.085	
C 7	99396	704	0	0	Y	N	10.892	7.500	18.392	3.578	0.00	0.115	0.115	22.085	
C 7	99397	704	0	0	Y	N	10.892	7.500	18.392	3.578	0.00	0.115	0.115	22.085	
C 7	99401	704	0	0	Y	N	5.835	7.500	13.335	1.840	0.00	0.062	0.062	15.237	
C 7	99402	704	0	0	Y	N	5.835	7.500	13.335	1.840	0.00	0.062	0.062	15.237	
C 7	99403	704	0	0	Y	N	5.835	7.500	13.335	1.840	0.00	0.062	0.062	15.237	
C 7	99404	704	0	0	Y	N	5.835	7.500	13.335	1.840	0.00	0.062	0.062	15.237	
C 7	99431	708	0	0	N	Y	
C 7	99432	700	0	0	Y	N	19.450	15.000	34.450	3.188	0.00	0.206	0.206	37.844	0.000	15.000	15.000	0.000	0	0	0	15.000	
C 7	99433	712	0	0	N	Y	0.000	1.250	1.250	0.000	0	0	0	1.250	
C 7	99440	716	0	0	N	Y	0.000	2.500	2.500	0.000	0	0	0	0	2.500	
C 7	M0064	748	0	0	Y	Y	14.770	10.020	24.790	0.044	0.00	0.144	0.144	24.978	10.550	10.020	20.570	0.000	0	0	0	20.570	
C 7	Q0035	1332	0	.	N	N
C 7	R0076	1332	0	.	N	N



**Labor Profile by HCPCS Code
(LABDET)**

- CPEP: The Clinical Practice Expert Panel (abbreviated CPEP) that provided the estimates for the associated service.
- FAM: The grouping ("family") of HCPCS codes to which the service was assigned for the purpose of facilitating development of resource estimates by the CPEPs.
- PROCCODE: The HCFA Common Procedure Coding System (HCPCS) Code for the specified service.
- ISREF: For the specified service, this variable indicates whether the service was a reference service (profiled during the first round of CPEP meetings).
- STAFTYPE: Numeric Code for staff type, assigned by Abt Associates Inc.
- DESC: Description of the staff type.
- RATE: For the specified staff type, this variable is the estimated rate of total compensation, expressed in dollars per minute.
- IN: For the specified service, this variable indicates whether the service was profiled for the "in-office" location.
- OUT: For the specified service, this variable indicates whether the service was profiled for the "out-office" location.
- GO_I: Services in the G0 period occur within 24 hours before the performance of a procedure. This variable contains the minutes of clinical labor for services and/or visits provided during this 24-hour pre-procedure period of an in-office procedure for the specified staff type (see STAFTYPE variable).
- G1_I: Services in the G1 period occur during the provision of the service regardless of the service's global status code.¹ This variable contains the minutes of clinical labor for the provision of the in-office service itself for the specified staff type (see STAFTYPE variable).
- G1X_I: Services in the G1X period commence with the first post-procedure office visit and end with the expiration of the global period. This variable contains the minutes of clinical labor for all G1X period services and/or visits related to an in-office procedure for the specified staff type (see STAFTYPE variable).

¹See the *User's Guide* for an extended discussion of the relationship between the resources included in the G1 period and the global status code.

- G2_I:** Services in the G2 period occur during the provision of the service itself (regardless of the service's global status) and within 24 hours before the performance of a procedure (for global status codes with a 24 hour pre-service window). This variable contains the minutes of administrative labor for services and/or visits in the G2 period related to an in-office procedure for the specified staff type (see STAFTYPE variable).
- G2X_I:** Services in the G2X period commence with the first post-procedure office visit and end with the expiration of the global period. This variable contains the minutes of administrative labor for all G2X period services and/or visits related to an in-office procedure for the specified staff type (see STAFTYPE variable).
- G0_O:** Services in the G0 period occur within 24 hours before the performance of a procedure. This variable contains the minutes of clinical labor for services and/or visits provided during this 24-hour pre-procedure period of an out-office procedure for the specified staff type (see STAFTYPE variable).
- G1_O:** Services in the G1 period occur during the provision of the service regardless of the service's global status code.² This variable contains the minutes of clinical labor for the provision of the out-office service itself for the specified staff type (see STAFTYPE variable). When the service is a procedure performed on an inpatient basis, the G1_O period includes services and visits provided by practice staff during the hospital stay.
- G1X_O:** Services in the G1X period commence with the first post-procedure office visit and end with the expiration of the global period. This variable contains the minutes of clinical labor for all G1X period services and/or visits related to an out-office procedure for the specified staff type (see STAFTYPE variable).
- G2_O:** Services in the G2 period occur during the provision of the service itself (regardless of the service's global status) and within 24 hours before the performance of a procedure (for global status codes with a 24 hour pre-service window). This variable contains the minutes of administrative labor for services and/or visits in the G2 period related to out-office procedure for the specified staff type (see STAFTYPE variable).
- G2X_O:** Services in the G2X period commence with the first post-procedure office visit and end with the expiration of the global period. This variable contains the minutes of administrative labor for all G2X services and/or visits related to an out-office procedure for the specified staff type (see STAFTYPE variable).

²See the *User's Guide* for an extended discussion of the relationship between the resources included in the G1 period and the global status code.

CPEP 7: Evaluation & Management
Labor Profile by HCPCS Code

CPEP	FAM	PROCCODE	ISREF	STAFTYPE	DESC	RATE	IN	OUT	G0_I	G1_I	G1X_I	G2_I	G2X_I	G0_O	G1_O	G1X_O	G2_O	G2X_O	
C 7	392	20660	0	99999	CODE NOT COSTED	.	N	N
C 7	392	20662	0	99999	CODE NOT COSTED	.	N	N
C 7	392	20663	0	99999	CODE NOT COSTED	.	N	N
C 7	392	20665	0	99999	CODE NOT COSTED	.	N	N
C 7	392	29000	0	99999	CODE NOT COSTED	.	N	N
C 7	392	29010	0	99999	CODE NOT COSTED	.	N	N
C 7	392	29015	0	99999	CODE NOT COSTED	.	N	N
C 7	392	29020	0	99999	CODE NOT COSTED	.	N	N
C 7	392	29025	0	99999	CODE NOT COSTED	.	N	N
C 7	392	29035	0	99999	CODE NOT COSTED	.	N	N
C 7	392	29040	0	99999	CODE NOT COSTED	.	N	N
C 7	392	29044	0	99999	CODE NOT COSTED	.	N	N
C 7	392	29046	0	99999	CODE NOT COSTED	.	N	N
C 7	392	29049	0	99999	CODE NOT COSTED	.	N	N
C 7	392	29055	0	99999	CODE NOT COSTED	.	N	N
C 7	392	29058	0	99999	CODE NOT COSTED	.	N	N
C 7	392	29065	0	7129	RN/LPN	0.389	Y	Y	0	50	0	0	0	0	3	0	0	0	0
				7152	Med Sec/Billing	0.250	Y	Y	0	0	0	20	0	0	0	0	20	0	0
C 7	392	29075	0	7129	RN/LPN	0.389	Y	Y	0	50	0	0	0	0	3	0	0	0	0
				7152	Med Sec/Billing	0.250	Y	Y	0	0	0	20	0	0	0	0	20	0	0
C 7	392	29085	0	7129	RN/LPN	0.389	Y	Y	0	50	0	0	0	0	3	0	0	0	0
				7152	Med Sec/Billing	0.250	Y	Y	0	0	0	20	0	0	0	0	20	0	0
C 7	392	29105	0	7129	RN/LPN	0.389	Y	Y	0	50	0	0	0	0	3	0	0	0	0
				7152	Med Sec/Billing	0.250	Y	Y	0	0	0	20	0	0	0	0	20	0	0
C 7	392	29125	0	7129	RN/LPN	0.389	Y	Y	0	50	0	0	0	0	3	0	0	0	0
				7152	Med Sec/Billing	0.250	Y	Y	0	0	0	20	0	0	0	0	20	0	0
C 7	392	29126	0	99999	CODE NOT COSTED	.	N	N
C 7	392	29130	0	7129	RN/LPN	0.389	Y	Y	0	30	0	0	0	0	3	0	0	0	0
				7152	Med Sec/Billing	0.250	Y	Y	0	0	0	20	0	0	0	0	20	0	0
C 7	392	29131	0	99999	CODE NOT COSTED	.	N	N
C 7	392	29200	0	7129	RN/LPN	0.389	Y	Y	0	30	0	0	0	0	3	0	0	0	0
				7152	Med Sec/Billing	0.250	Y	Y	0	0	0	20	0	0	0	0	20	0	0
C 7	392	29220	0	7129	RN/LPN	0.389	Y	Y	0	30	0	0	0	0	3	0	0	0	0
				7152	Med Sec/Billing	0.250	Y	Y	0	0	0	20	0	0	0	0	20	0	0
C 7	392	29240	0	7129	RN/LPN	0.389	Y	Y	0	30	0	0	0	0	3	0	0	0	0
				7152	Med Sec/Billing	0.250	Y	Y	0	0	0	20	0	0	0	0	20	0	0
C 7	392	29260	0	7129	RN/LPN	0.389	Y	Y	0	30	0	0	0	0	3	0	0	0	0
				7152	Med Sec/Billing	0.250	Y	Y	0	0	0	20	0	0	0	0	20	0	0
C 7	392	29280	0	7129	RN/LPN	0.389	Y	Y	0	30	0	0	0	0	3	0	0	0	0
				7152	Med Sec/Billing	0.250	Y	Y	0	0	0	20	0	0	0	0	20	0	0
C 7	392	29305	0	99999	CODE NOT COSTED	.	N	N

CPEP 7: Evaluation & Management
Labor Profile by HCPCS Code

CPEP	FAM	PROCCODE	ISREF	STAFTYPE	DESC	RATE	IN	OUT	G0_I	G1_I	G1X_I	G2_I	G2X_I	G0_O	G1_O	G1X_O	G2_O	G2X_O
C 7	392	29325	0	99999	CODE NOT COSTED	.	N	N
C 7	392	29345	0	7129	RN/LPN	0.389	Y	Y	0	60	0	0	0	0	3	0	0	0
				7152	Med Sec/Billing	0.250	Y	Y	0	0	0	20	0	0	0	0	20	0
C 7	392	29355	0	7129	RN/LPN	0.389	Y	Y	0	65	0	0	0	0	3	0	0	0
				7152	Med Sec/Billing	0.250	Y	Y	0	0	0	20	0	0	0	0	20	0
C 7	392	29358	0	99999	CODE NOT COSTED	.	N	N
C 7	392	29365	0	7129	RN/LPN	0.389	Y	Y	0	50	0	0	0	0	3	0	0	0
				7152	Med Sec/Billing	0.250	Y	Y	0	0	0	20	0	0	0	0	20	0
C 7	392	29405	1	7129	RN/LPN	0.389	Y	Y	0	50	0	0	0	0	3	0	0	0
				7152	Med Sec/Billing	0.250	Y	Y	0	0	0	20	0	0	0	0	20	0
C 7	392	29425	0	7129	RN/LPN	0.389	Y	Y	0	50	0	0	0	0	3	0	0	0
				7152	Med Sec/Billing	0.250	Y	Y	0	0	0	20	0	0	0	0	20	0
C 7	392	29435	0	99999	CODE NOT COSTED	.	N	N
C 7	392	29440	0	7129	RN/LPN	0.389	Y	Y	0	25	0	0	0	0	3	0	0	0
				7152	Med Sec/Billing	0.250	Y	Y	0	0	0	20	0	0	0	0	20	0
C 7	392	29445	0	99999	CODE NOT COSTED	.	N	N
C 7	392	29450	0	99999	CODE NOT COSTED	.	N	N
C 7	392	29505	0	99999	CODE NOT COSTED	.	N	N
C 7	392	29515	0	99999	CODE NOT COSTED	.	N	N
C 7	392	29520	0	7129	RN/LPN	0.389	Y	Y	0	25	0	0	0	0	3	0	0	0
				7152	Med Sec/Billing	0.250	Y	Y	0	0	0	20	0	0	0	0	20	0
C 7	392	29530	0	7129	RN/LPN	0.389	Y	Y	0	25	0	0	0	0	3	0	0	0
				7152	Med Sec/Billing	0.250	Y	Y	0	0	0	20	0	0	0	0	20	0
C 7	392	29540	0	7129	RN/LPN	0.389	Y	Y	0	25	0	0	0	0	3	0	0	0
				7152	Med Sec/Billing	0.250	Y	Y	0	0	0	20	0	0	0	0	20	0
C 7	392	29550	0	7129	RN/LPN	0.389	Y	Y	0	25	0	0	0	0	3	0	0	0
				7152	Med Sec/Billing	0.250	Y	Y	0	0	0	20	0	0	0	0	20	0
C 7	392	29580	0	7129	RN/LPN	0.389	Y	Y	0	25	0	0	0	0	3	0	0	0
				7152	Med Sec/Billing	0.250	Y	Y	0	0	0	20	0	0	0	0	20	0
C 7	392	29590	0	99999	CODE NOT COSTED	.	N	N
C 7	392	29700	0	7129	RN/LPN	0.389	Y	Y	0	25	0	0	0	0	3	0	0	0
				7152	Med Sec/Billing	0.250	Y	Y	0	0	0	20	0	0	0	0	20	0
C 7	392	29705	0	7129	RN/LPN	0.389	Y	Y	0	25	0	0	0	0	3	0	0	0
				7152	Med Sec/Billing	0.250	Y	Y	0	0	0	20	0	0	0	0	20	0
C 7	392	29710	0	99999	CODE NOT COSTED	.	N	N
C 7	392	29715	0	99999	CODE NOT COSTED	.	N	N
C 7	392	29720	0	99999	CODE NOT COSTED	.	N	N
C 7	392	29730	0	7129	RN/LPN	0.389	Y	Y	0	20	0	0	0	0	3	0	0	0
				7152	Med Sec/Billing	0.250	Y	Y	0	0	0	20	0	0	0	0	20	0
C 7	392	29740	0	7129	RN/LPN	0.389	Y	Y	0	20	0	0	0	0	3	0	0	0
				7152	Med Sec/Billing	0.250	Y	Y	0	0	0	20	0	0	0	0	20	0
C 7	392	29750	0	99999	CODE NOT COSTED	.	N	N

CPEP 7: Evaluation & Management
Labor Profile by HCPCS Code

CPEP	FAM	PROCCODE	ISREF	STAFTYPE	DESC	RATE	IN	OUT	G0_I	G1_I	G1X_I	G2_I	G2X_I	G0_O	G1_O	G1X_O	G2_O	G2X_O
C 7	700	99201	0	7129	RN/LPN	0.389	Y	N	0	30	0	0	0
				7152	Med Sec/Billing	0.250	Y	N	0	0	0	60	0
C 7	700	99202	0	7129	RN/LPN	0.389	Y	N	0	40	0	0	0
				7152	Med Sec/Billing	0.250	Y	N	0	0	0	60	0
C 7	700	99203	1	7129	RN/LPN	0.389	Y	N	0	50	0	0	0
				7152	Med Sec/Billing	0.250	Y	N	0	0	0	60	0
C 7	700	99204	0	7129	RN/LPN	0.389	Y	N	0	55	0	0	0
				7152	Med Sec/Billing	0.250	Y	N	0	0	0	60	0
C 7	700	99205	0	7129	RN/LPN	0.389	Y	N	0	60	0	0	0
				7152	Med Sec/Billing	0.250	Y	N	0	0	0	60	0
C 7	700	99381	0	7129	RN/LPN	0.389	Y	N	0	50	0	0	0
				7152	Med Sec/Billing	0.250	Y	N	0	0	0	54	0
C 7	700	99382	0	7129	RN/LPN	0.389	Y	N	0	40	0	0	0
				7152	Med Sec/Billing	0.250	Y	N	0	0	0	54	0
C 7	700	99383	0	7129	RN/LPN	0.389	Y	N	0	40	0	0	0
				7152	Med Sec/Billing	0.250	Y	N	0	0	0	54	0
C 7	700	99384	0	7129	RN/LPN	0.389	Y	N	0	40	0	0	0
				7152	Med Sec/Billing	0.250	Y	N	0	0	0	54	0
C 7	700	99385	0	7129	RN/LPN	0.389	Y	N	0	40	0	0	0
				7152	Med Sec/Billing	0.250	Y	N	0	0	0	54	0
C 7	700	99386	0	7129	RN/LPN	0.389	Y	N	0	40	0	0	0
				7152	Med Sec/Billing	0.250	Y	N	0	0	0	54	0
C 7	700	99387	0	7129	RN/LPN	0.389	Y	N	0	50	0	0	0
				7152	Med Sec/Billing	0.250	Y	N	0	0	0	54	0
C 7	700	99432	0	7129	RN/LPN	0.389	Y	N	0	50	0	0	0
				7152	Med Sec/Billing	0.250	Y	N	0	0	0	60	0
C 7	704	99211	0	7129	RN/LPN	0.389	Y	N	0	18	0	0	0
				7152	Med Sec/Billing	0.250	Y	N	0	0	0	30	0
C 7	704	99212	0	7129	RN/LPN	0.389	Y	N	0	23	0	0	0
				7152	Med Sec/Billing	0.250	Y	N	0	0	0	30	0
C 7	704	99213	1	7129	RN/LPN	0.389	Y	N	0	28	0	0	0
				7152	Med Sec/Billing	0.250	Y	N	0	0	0	30	0
C 7	704	99214	0	7129	RN/LPN	0.389	Y	N	0	33	0	0	0
				7152	Med Sec/Billing	0.250	Y	N	0	0	0	30	0
C 7	704	99215	0	7129	RN/LPN	0.389	Y	N	0	38	0	0	0
				7152	Med Sec/Billing	0.250	Y	N	0	0	0	30	0
C 7	704	99354	0	7129	RN/LPN	0.389	Y	N	0	28	0	0	0
				7152	Med Sec/Billing	0.250	Y	N	0	0	0	10	0
C 7	704	99355	0	7129	RN/LPN	0.389	Y	N	0	15	0	0	0
				7152	Med Sec/Billing	0.250	Y	N	0	0	0	10	0
C 7	704	99391	0	7129	RN/LPN	0.389	Y	N	0	28	0	0	0
				7152	Med Sec/Billing	0.250	Y	N	0	0	0	30	0
C 7	704	99392	0	7129	RN/LPN	0.389	Y	N	0	28	0	0	0
				7152	Med Sec/Billing	0.250	Y	N	0	0	0	30	0
C 7	704	99393	0	7129	RN/LPN	0.389	Y	N	0	28	0	0	0
				7152	Med Sec/Billing	0.250	Y	N	0	0	0	30	0

CPEP 7: Evaluation & Management
Labor Profile by HCPCS Code

CPEP	FAM	PROCCODE	ISREF	STAFTYPE	DESC	RATE	IN	OUT	GO_I	G1_I	G1X_I	G2_I	G2X_I	GO_O	G1_O	G1X_O	G2_O	G2X_O
C 7	704	99394	0	7129	RN/LPN	0.389	Y	N	0	28	0	0	0
				7152	Med Sec/Billing	0.250	Y	N	0	0	0	30	0
C 7	704	99395	0	7129	RN/LPN	0.389	Y	N	0	28	0	0	0
				7152	Med Sec/Billing	0.250	Y	N	0	0	0	30	0
C 7	704	99396	0	7129	RN/LPN	0.389	Y	N	0	28	0	0	0
				7152	Med Sec/Billing	0.250	Y	N	0	0	0	30	0
C 7	704	99397	0	7129	RN/LPN	0.389	Y	N	0	28	0	0	0
				7152	Med Sec/Billing	0.250	Y	N	0	0	0	30	0
C 7	704	99401	0	7129	RN/LPN	0.389	Y	N	0	15	0	0	0
				7152	Med Sec/Billing	0.250	Y	N	0	0	0	30	0
C 7	704	99402	0	7129	RN/LPN	0.389	Y	N	0	15	0	0	0
				7152	Med Sec/Billing	0.250	Y	N	0	0	0	30	0
C 7	704	99403	0	7129	RN/LPN	0.389	Y	N	0	15	0	0	0
				7152	Med Sec/Billing	0.250	Y	N	0	0	0	30	0
C 7	704	99404	0	7129	RN/LPN	0.389	Y	N	0	15	0	0	0
				7152	Med Sec/Billing	0.250	Y	N	0	0	0	30	0
C 7	708	99218	0	7129	RN/LPN	0.389	N	Y	0	36	0	10	0
				7152	Med Sec/Billing	0.250	N	Y	0	0	0	78	0
C 7	708	99219	0	7129	RN/LPN	0.389	N	Y	0	36	0	10	0
				7152	Med Sec/Billing	0.250	N	Y	0	0	0	78	0
C 7	708	99220	0	7129	RN/LPN	0.389	N	Y	0	41	0	15	0
				7152	Med Sec/Billing	0.250	N	Y	0	0	0	83	0
C 7	708	99221	0	7129	RN/LPN	0.389	N	Y	0	36	0	10	0
				7152	Med Sec/Billing	0.250	N	Y	0	0	0	78	0
C 7	708	99222	1	7129	RN/LPN	0.389	N	Y	0	36	0	10	0
				7152	Med Sec/Billing	0.250	N	Y	0	0	0	78	0
C 7	708	99223	0	7129	RN/LPN	0.389	N	Y	0	41	0	15	0
				7152	Med Sec/Billing	0.250	N	Y	0	0	0	83	0
C 7	708	99431	0	7152	Med Sec/Billing	0.250	N	Y	0	0	0	60	0
C 7	712	99217	0	7129	RN/LPN	0.389	N	Y	0	0	0	5	0
				7152	Med Sec/Billing	0.250	N	Y	0	0	0	15	0
C 7	712	99231	0	7152	Med Sec/Billing	0.250	N	Y	0	0	0	10	0
C 7	712	99232	1	7152	Med Sec/Billing	0.250	N	Y	0	0	0	10	0
C 7	712	99233	0	7152	Med Sec/Billing	0.250	N	Y	0	0	0	10	0
C 7	712	99238	0	7129	RN/LPN	0.389	N	Y	0	0	0	5	0
				7152	Med Sec/Billing	0.250	N	Y	0	0	0	15	0
C 7	712	99356	0	7152	Med Sec/Billing	0.250	N	Y	0	0	0	5	0
C 7	712	99357	0	7152	Med Sec/Billing	0.250	N	Y	0	0	0	5	0
C 7	712	99433	0	7152	Med Sec/Billing	0.250	N	Y	0	0	0	5	0
C 7	716	99291	1	7129	RN/LPN	0.389	N	Y	0	12	0	0	0
				7152	Med Sec/Billing	0.250	N	Y	0	0	0	70	0
C 7	716	99292	0	7152	Med Sec/Billing	0.250	N	Y	0	0	0	5	0
C 7	716	99295	0	7152	Med Sec/Billing	0.250	N	Y	0	0	0	70	0
C 7	716	99296	0	7152	Med Sec/Billing	0.250	N	Y	0	0	0	10	0

CPEP 7: Evaluation & Management
Labor Profile by HCPCS Code

CPEP	FAM	PROCCODE	ISREF	STAFFTYPE	DESC	RATE	IN	OUT	GO_I	G1_I	G1X_I	G2_I	G2X_I	GO_0	G1_0	G1X_0	G2_0	G2X_0
C 7	716	99297	0	7152	Med Sec/Billing	0.250	N	Y	0	0	0	5	0
C 7	716	99440	0	7152	Med Sec/Billing	0.250	N	Y	0	0	0	10	0
C 7	720	99175	0	7129	RN/LPN	0.389	Y	Y	0	28	0	0	0	0	0	0	0	0
				7152	Med Sec/Billing	0.250	Y	Y	0	0	0	7	0	0	0	0	7	0
C 7	720	99281	0	7129	RN/LPN	0.389	N	Y	0	7	0	0	0
				7152	Med Sec/Billing	0.250	N	Y	0	0	0	47	0
C 7	720	99282	0	7129	RN/LPN	0.389	N	Y	0	7	0	0	0
				7152	Med Sec/Billing	0.250	N	Y	0	0	0	47	0
C 7	720	99283	1	7129	RN/LPN	0.389	N	Y	0	7	0	0	0
				7152	Med Sec/Billing	0.250	N	Y	0	0	0	47	0
C 7	720	99284	0	7129	RN/LPN	0.389	N	Y	0	7	0	0	0
				7152	Med Sec/Billing	0.250	N	Y	0	0	0	47	0
C 7	720	99285	0	7129	RN/LPN	0.389	N	Y	0	7	0	0	0
				7152	Med Sec/Billing	0.250	N	Y	0	0	0	47	0
C 7	724	99251	0	7129	RN/LPN	0.389	N	Y	0	12	0	0	0
				7152	Med Sec/Billing	0.250	N	Y	0	0	0	75	0
C 7	724	99252	0	7129	RN/LPN	0.389	N	Y	0	12	0	0	0
				7152	Med Sec/Billing	0.250	N	Y	0	0	0	75	0
C 7	724	99253	1	7129	RN/LPN	0.389	N	Y	0	12	0	0	0
				7152	Med Sec/Billing	0.250	N	Y	0	0	0	75	0
C 7	724	99254	0	7129	RN/LPN	0.389	N	Y	0	12	0	0	0
				7152	Med Sec/Billing	0.250	N	Y	0	0	0	75	0
C 7	724	99255	0	7129	RN/LPN	0.389	N	Y	0	12	0	0	0
				7152	Med Sec/Billing	0.250	N	Y	0	0	0	75	0
C 7	724	99261	0	7129	RN/LPN	0.389	N	Y	0	6	0	0	0
				7152	Med Sec/Billing	0.250	N	Y	0	0	0	15	0
C 7	724	99262	0	7129	RN/LPN	0.389	N	Y	0	6	0	0	0
				7152	Med Sec/Billing	0.250	N	Y	0	0	0	15	0
C 7	724	99263	0	7129	RN/LPN	0.389	N	Y	0	6	0	0	0
				7152	Med Sec/Billing	0.250	N	Y	0	0	0	15	0
C 7	724	99271	0	7129	RN/LPN	0.389	Y	Y	0	45	0	0	0	0	12	0	0	0
				7152	Med Sec/Billing	0.250	Y	Y	0	0	0	75	0	0	0	0	75	0
C 7	724	99272	0	7129	RN/LPN	0.389	Y	Y	0	50	0	0	0	0	12	0	0	0
				7152	Med Sec/Billing	0.250	Y	Y	0	0	0	75	0	0	0	0	75	0
C 7	724	99273	0	7129	RN/LPN	0.389	Y	Y	0	55	0	0	0	0	12	0	0	0
				7152	Med Sec/Billing	0.250	Y	Y	0	0	0	75	0	0	0	0	75	0
C 7	724	99274	0	7129	RN/LPN	0.389	Y	Y	0	60	0	0	0	0	12	0	0	0
				7152	Med Sec/Billing	0.250	Y	Y	0	0	0	75	0	0	0	0	75	0
C 7	724	99275	0	7129	RN/LPN	0.389	Y	Y	0	65	0	0	0	0	12	0	0	0
				7152	Med Sec/Billing	0.250	Y	Y	0	0	0	75	0	0	0	0	75	0
C 7	724	99375	0	7129	RN/LPN	0.389	Y	Y	0	45	0	0	0	0	45	0	0	0
				7152	Med Sec/Billing	0.250	Y	Y	0	0	0	50	0	0	0	0	50	0
C 7	728	99241	0	7129	RN/LPN	0.389	Y	Y	0	45	0	0	0	0	12	0	0	0
				7152	Med Sec/Billing	0.250	Y	Y	0	0	0	75	0	0	0	0	50	0
C 7	728	99242	0	7129	RN/LPN	0.389	Y	Y	0	50	0	0	0	0	17	0	0	0
				7152	Med Sec/Billing	0.250	Y	Y	0	0	0	75	0	0	0	0	50	0

CPEP 7: Evaluation & Management
Labor Profile by HCPCS Code

CPEP	FAM	PROCCODE	ISREF	STAFTYPE	DESC	RATE	IN	OUT	G0_I	G1_I	G1X_I	G2_I	G2X_I	G0_O	G1_O	G1X_O	G2_O	G2X_O
C 7	728	99243	1	7129	RN/LPN	0.389	Y	Y	0	55	0	0	0	0	22	0	0	0
				7152	Med Sec/Billing	0.250	Y	Y	0	0	0	75	0	0	0	0	50	0
C 7	728	99244	0	7129	RN/LPN	0.389	Y	Y	0	60	0	0	0	0	27	0	0	0
				7152	Med Sec/Billing	0.250	Y	Y	0	0	0	75	0	0	0	0	50	0
C 7	728	99245	0	7129	RN/LPN	0.389	Y	Y	0	65	0	0	0	0	32	0	0	0
				7152	Med Sec/Billing	0.250	Y	Y	0	0	0	75	0	0	0	0	50	0
C 7	732	99321	0	7129	RN/LPN	0.389	N	Y	0	20	0	0	0
				7152	Med Sec/Billing	0.250	N	Y	0	0	0	20	0
C 7	732	99322	0	7129	RN/LPN	0.389	N	Y	0	35	0	0	0
				7152	Med Sec/Billing	0.250	N	Y	0	0	0	20	0
C 7	732	99323	0	7129	RN/LPN	0.389	N	Y	0	45	0	0	0
				7152	Med Sec/Billing	0.250	N	Y	0	0	0	20	0
C 7	732	99341	0	7129	RN/LPN	0.389	N	Y	0	20	0	0	0
				7152	Med Sec/Billing	0.250	N	Y	0	0	0	20	0
C 7	732	99342	1	7129	RN/LPN	0.389	N	Y	0	35	0	0	0
				7152	Med Sec/Billing	0.250	N	Y	0	0	0	20	0
C 7	732	99343	0	7129	RN/LPN	0.389	N	Y	0	45	0	0	0
				7152	Med Sec/Billing	0.250	N	Y	0	0	0	20	0
C 7	736	99331	0	7129	RN/LPN	0.389	N	Y	0	20	0	0	0
				7152	Med Sec/Billing	0.250	N	Y	0	0	0	17	0
C 7	736	99332	0	7129	RN/LPN	0.389	N	Y	0	25	0	0	0
				7152	Med Sec/Billing	0.250	N	Y	0	0	0	17	0
C 7	736	99333	0	7129	RN/LPN	0.389	N	Y	0	30	0	0	0
				7152	Med Sec/Billing	0.250	N	Y	0	0	0	17	0
C 7	736	99351	0	7129	RN/LPN	0.389	N	Y	0	20	0	0	0
				7152	Med Sec/Billing	0.250	N	Y	0	0	0	17	0
C 7	736	99352	1	7129	RN/LPN	0.389	N	Y	0	25	0	0	0
				7152	Med Sec/Billing	0.250	N	Y	0	0	0	17	0
C 7	736	99353	0	7129	RN/LPN	0.389	N	Y	0	30	0	0	0
				7152	Med Sec/Billing	0.250	N	Y	0	0	0	17	0
C 7	740	99301	0	7129	RN/LPN	0.389	N	Y	0	32	0	0	0
				7152	Med Sec/Billing	0.250	N	Y	0	0	0	20	0
C 7	740	99302	1	7129	RN/LPN	0.389	N	Y	0	37	0	0	0
				7152	Med Sec/Billing	0.250	N	Y	0	0	0	20	0
C 7	740	99303	0	7129	RN/LPN	0.389	N	Y	0	42	0	0	0
				7152	Med Sec/Billing	0.250	N	Y	0	0	0	20	0
C 7	744	99311	0	7129	RN/LPN	0.389	N	Y	0	8	0	0	0
				7152	Med Sec/Billing	0.250	N	Y	0	0	0	10	0
C 7	744	99312	1	7129	RN/LPN	0.389	N	Y	0	11	0	0	0
				7152	Med Sec/Billing	0.250	N	Y	0	0	0	10	0
C 7	744	99313	0	7129	RN/LPN	0.389	N	Y	0	14	0	0	0
				7152	Med Sec/Billing	0.250	N	Y	0	0	0	10	0
C 7	748	90801	0	7033	RN	0.422	Y	Y	0	60	0	0	0	0	60	0	0	0
				7086	Insurance Billing Staff	0.227	Y	Y	0	0	0	25	0	0	0	0	25	0
				7088	Medical Secretary	0.274	Y	Y	0	0	0	30	0	0	0	0	30	0
C 7	748	90820	0	7033	RN	0.422	Y	Y	0	60	0	0	0	0	60	0	0	0
				7086	Insurance Billing Staff	0.227	Y	Y	0	0	0	25	0	0	0	0	25	0
				7088	Medical Secretary	0.274	Y	Y	0	0	0	30	0	0	0	0	30	0

CPEP 7: Evaluation & Management
Labor Profile by HCPCS Code

CPEP	FAM	PROCCODE	ISREF	STAFTYPE	DESC	RATE	IN	OUT	GO_I	G1_I	G1X_I	G2_I	G2X_I	GO_O	G1_O	G1X_O	G2_O	G2X_O
C 7	748	90825	0	7088	Medical Secretary	0.274	N	Y	0	0	0	10	0
C 7	748	90835	0	7033	RN	0.422	Y	Y	0	70	0	0	0	0	0	0	0	0
				7086	Insurance Billing Staff	0.227	Y	Y	0	0	0	25	0	0	0	0	25	0
				7088	Medical Secretary	0.274	Y	Y	0	0	0	20	0	0	0	0	20	0
C 7	748	90842	0	7033	RN	0.422	Y	Y	0	35	0	0	0	0	25	0	0	0
				7086	Insurance Billing Staff	0.227	Y	Y	0	0	0	25	0	0	0	0	25	0
				7088	Medical Secretary	0.274	Y	Y	0	0	0	20	0	0	0	0	20	0
C 7	748	90843	0	7033	RN	0.422	Y	Y	0	35	0	0	0	0	25	0	0	0
				7086	Insurance Billing Staff	0.227	Y	Y	0	0	0	25	0	0	0	0	25	0
				7088	Medical Secretary	0.274	Y	Y	0	0	0	20	0	0	0	0	20	0
C 7	748	90844	1	7033	RN	0.422	Y	Y	0	35	0	0	0	0	25	0	0	0
				7086	Insurance Billing Staff	0.227	Y	Y	0	0	0	25	0	0	0	0	25	0
				7088	Medical Secretary	0.274	Y	Y	0	0	0	20	0	0	0	0	20	0
C 7	748	90845	0	7033	RN	0.422	Y	Y	0	35	0	0	0	0	25	0	0	0
				7086	Insurance Billing Staff	0.227	Y	Y	0	0	0	25	0	0	0	0	25	0
				7088	Medical Secretary	0.274	Y	Y	0	0	0	20	0	0	0	0	20	0
C 7	748	90846	0	7033	RN	0.422	Y	Y	0	35	0	0	0	0	25	0	0	0
				7086	Insurance Billing Staff	0.227	Y	Y	0	0	0	40	0	0	0	0	40	0
				7088	Medical Secretary	0.274	Y	Y	0	0	0	35	0	0	0	0	35	0
C 7	748	90847	0	7033	RN	0.422	Y	Y	0	35	0	0	0	0	25	0	0	0
				7086	Insurance Billing Staff	0.227	Y	Y	0	0	0	40	0	0	0	0	40	0
				7088	Medical Secretary	0.274	Y	Y	0	0	0	35	0	0	0	0	35	0
C 7	748	90849	0	7033	RN	0.422	Y	Y	0	40	0	0	0	0	30	0	0	0
				7086	Insurance Billing Staff	0.227	Y	Y	0	0	0	40	0	0	0	0	40	0
				7088	Medical Secretary	0.274	Y	Y	0	0	0	45	0	0	0	0	45	0
C 7	748	90853	0	7033	RN	0.422	Y	Y	0	40	0	0	0	0	30	0	0	0
				7086	Insurance Billing Staff	0.227	Y	Y	0	0	0	45	0	0	0	0	45	0
				7088	Medical Secretary	0.274	Y	Y	0	0	0	50	0	0	0	0	50	0
C 7	748	90855	0	7033	RN	0.422	Y	Y	0	35	0	0	0	0	25	0	0	0
				7086	Insurance Billing Staff	0.227	Y	Y	0	0	0	25	0	0	0	0	25	0
				7088	Medical Secretary	0.274	Y	Y	0	0	0	20	0	0	0	0	20	0
C 7	748	90857	0	7033	RN	0.422	Y	Y	0	40	0	0	0	0	30	0	0	0
				7086	Insurance Billing Staff	0.227	Y	Y	0	0	0	45	0	0	0	0	45	0
				7088	Medical Secretary	0.274	Y	Y	0	0	0	50	0	0	0	0	50	0
C 7	748	90862	0	7033	RN	0.422	Y	Y	0	35	0	0	0	0	25	0	0	0
				7086	Insurance Billing Staff	0.227	Y	Y	0	0	0	20	0	0	0	0	20	0
				7088	Medical Secretary	0.274	Y	Y	0	0	0	20	0	0	0	0	20	0
C 7	748	90880	0	7033	RN	0.422	Y	Y	0	35	0	0	0	0	25	0	0	0
				7086	Insurance Billing Staff	0.227	Y	Y	0	0	0	25	0	0	0	0	25	0
				7088	Medical Secretary	0.274	Y	Y	0	0	0	20	0	0	0	0	20	0
C 7	748	90887	0	7033	RN	0.422	Y	Y	0	20	0	0	0	0	15	0	0	0
				7086	Insurance Billing Staff	0.227	Y	Y	0	0	0	25	0	0	0	0	25	0
				7088	Medical Secretary	0.274	Y	Y	0	0	0	20	0	0	0	0	20	0
C 7	748	M0064	0	7033	RN	0.422	Y	Y	0	35	0	0	0	0	25	0	0	0
				7086	Insurance Billing Staff	0.227	Y	Y	0	0	0	20	0	0	0	0	20	0
				7088	Medical Secretary	0.274	Y	Y	0	0	0	20	0	0	0	0	20	0
C 7	752	90830	1	7043	Psychologist	0.821	Y	Y	0	94	0	0	0	0	94	0	0	0
				7086	Insurance Billing Staff	0.227	Y	Y	0	0	0	9	0	0	0	0	9	0
				7092	Scheduling Secretary	0.215	Y	Y	0	0	0	35	0	0	0	0	35	0
C 7	752	90900	0	7033	RN	0.422	Y	Y	0	55	0	0	0	0	60	0	0	0
				7086	Insurance Billing Staff	0.227	Y	Y	0	0	0	25	0	0	0	0	25	0
				7088	Medical Secretary	0.274	Y	Y	0	0	0	20	0	0	0	0	20	0

CPEP 7: Evaluation & Management
Labor Profile by HCPCS Code

CPEP	FAM	PROCCODE	ISREF	STAFTYPE	DESC	RATE	IN	OUT	G0_I	G1_I	G1X_I	G2_I	G2X_I	G0_0	G1_0	G1X_0	G2_0	G2X_0		
C 7	752	90902	0	7033	RN	0.422	Y	Y	0	55	0	0	0	0	60	0	0	0		
				7086	Insurance Billing Staff	0.227	Y	Y	0	0	0	25	0	0	0	0	0	25	0	
				7088	Medical Secretary	0.274	Y	Y	0	0	0	20	0	0	0	0	0	20	0	
C 7	752	90904	0	7033	RN	0.422	Y	Y	0	55	0	0	0	0	60	0	0	0		
				7086	Insurance Billing Staff	0.227	Y	Y	0	0	0	25	0	0	0	0	25	0		
				7088	Medical Secretary	0.274	Y	Y	0	0	0	20	0	0	0	0	20	0		
C 7	752	90906	0	7033	RN	0.422	Y	Y	0	55	0	0	0	0	60	0	0	0		
				7086	Insurance Billing Staff	0.227	Y	Y	0	0	0	25	0	0	0	0	25	0		
				7088	Medical Secretary	0.274	Y	Y	0	0	0	20	0	0	0	0	20	0		
C 7	752	90908	0	7033	RN	0.422	Y	Y	0	55	0	0	0	0	60	0	0	0		
				7086	Insurance Billing Staff	0.227	Y	Y	0	0	0	25	0	0	0	0	25	0		
				7088	Medical Secretary	0.274	Y	Y	0	0	0	20	0	0	0	0	20	0		
C 7	752	90910	0	7033	RN	0.422	Y	Y	0	55	0	0	0	0	60	0	0	0		
				7086	Insurance Billing Staff	0.227	Y	Y	0	0	0	25	0	0	0	0	25	0		
				7088	Medical Secretary	0.274	Y	Y	0	0	0	20	0	0	0	0	20	0		
C 7	752	90911	0	7033	RN	0.422	Y	Y	0	55	0	0	0	0	60	0	0	0		
				7086	Insurance Billing Staff	0.227	Y	Y	0	0	0	25	0	0	0	0	25	0		
				7088	Medical Secretary	0.274	Y	Y	0	0	0	20	0	0	0	0	20	0		
C 7	752	90915	0	7033	RN	0.422	Y	Y	0	55	0	0	0	0	60	0	0	0		
				7086	Insurance Billing Staff	0.227	Y	Y	0	0	0	25	0	0	0	0	25	0		
				7088	Medical Secretary	0.274	Y	Y	0	0	0	20	0	0	0	0	20	0		
C 7	752	95880	0	7043	Psychologist	0.821	Y	Y	0	94	0	0	0	0	94	0	0	0		
				7086	Insurance Billing Staff	0.227	Y	Y	0	0	0	10	0	0	0	0	10	0		
				7088	Medical Secretary	0.274	Y	Y	0	0	0	35	0	0	0	0	35	0		
C 7	752	95881	0	7043	Psychologist	0.821	Y	Y	0	94	0	0	0	0	94	0	0	0		
				7086	Insurance Billing Staff	0.227	Y	Y	0	0	0	10	0	0	0	0	10	0		
				7088	Medical Secretary	0.274	Y	Y	0	0	0	35	0	0	0	0	35	0		
C 7	752	95882	0	7043	Psychologist	0.821	Y	Y	0	94	0	0	0	0	94	0	0	0		
				7086	Insurance Billing Staff	0.227	Y	Y	0	0	0	10	0	0	0	0	10	0		
				7088	Medical Secretary	0.274	Y	Y	0	0	0	35	0	0	0	0	35	0		
C 7	752	95883	0	7043	Psychologist	0.821	Y	Y	0	94	0	0	0	0	94	0	0	0		
				7086	Insurance Billing Staff	0.227	Y	Y	0	0	0	10	0	0	0	0	10	0		
				7088	Medical Secretary	0.274	Y	Y	0	0	0	35	0	0	0	0	35	0		
C 7	752	99178	0	7043	Psychologist	0.821	Y	Y	0	94	0	0	0	0	94	0	0	0		
				7086	Insurance Billing Staff	0.227	Y	Y	0	0	0	10	0	0	0	0	10	0		
				7088	Medical Secretary	0.274	Y	Y	0	0	0	35	0	0	0	0	35	0		
C 7	756	90870	1	7033	RN	0.422	N	Y	0	40	0	0	0		
				7086	Insurance Billing Staff	0.227	N	Y	0	0	0	32	0
				7088	Medical Secretary	0.274	N	Y	0	0	0	15	0
C 7	756	90871	0	7033	RN	0.422	N	Y	0	40	0	0	0		
				7086	Insurance Billing Staff	0.227	N	Y	0	0	0	32	0
				7088	Medical Secretary	0.274	N	Y	0	0	0	15	0
C 7	1013	86485	0	7129	RN/LPN	0.389	Y	N	0	16	0	0	0		
				7152	Med Sec/Billing	0.250	Y	N	0	0	0	9	0	
C 7	1013	86490	0	7129	RN/LPN	0.389	Y	N	0	16	0	0	0		
				7152	Med Sec/Billing	0.250	Y	N	0	0	0	9	0	
C 7	1013	86510	0	7129	RN/LPN	0.389	Y	N	0	16	0	0	0		
				7152	Med Sec/Billing	0.250	Y	N	0	0	0	9	0	
C 7	1013	86580	1	7129	RN/LPN	0.389	Y	N	0	16	0	0	0		
				7152	Med Sec/Billing	0.250	Y	N	0	0	0	9	0	
C 7	1013	86585	0	7129	RN/LPN	0.389	Y	N	0	16	0	0	0		
				7152	Med Sec/Billing	0.250	Y	N	0	0	0	9	0	

CPEP 7: Evaluation & Management
Labor Profile by HCPCS Code

CPEP	FAM	PROCCODE	ISREF	STAFTYPE	DESC	RATE	IN	OUT	G0_I	G1_I	G1X_I	G2_I	G2X_I	G0_0	G1_0	G1X_0	G2_0	G2X_0
C 7	1052	94640	0	7129	RN/LPN	0.389	Y	Y	0	27	0	0	0	0	0	0	0	0
				7152	Med Sec/Billing	0.250	Y	Y	0	0	0	5	0	0	0	0	5	0
C 7	1052	94642	0	7129	RN/LPN	0.389	Y	N	0	47	0	0	0
				7152	Med Sec/Billing	0.250	Y	N	0	0	0	5	0
C 7	1052	94650	0	7129	RN/LPN	0.389	Y	N	0	27	0	0	0
				7152	Med Sec/Billing	0.250	Y	N	0	0	0	5	0
C 7	1052	94651	0	7129	RN/LPN	0.389	Y	Y	0	22	0	0	0	0	0	0	0	0
				7152	Med Sec/Billing	0.250	Y	Y	0	0	0	5	0	0	0	0	5	0
C 7	1052	94652	0	7152	Med Sec/Billing	0.250	N	Y	0	0	0	5	0
C 7	1052	94664	1	7129	RN/LPN	0.389	Y	N	0	27	0	0	0
				7152	Med Sec/Billing	0.250	Y	N	0	0	0	5	0
C 7	1052	94665	0	7129	RN/LPN	0.389	Y	Y	0	17	0	0	0	0	0	0	0	0
				7152	Med Sec/Billing	0.250	Y	Y	0	0	0	5	0	0	0	0	5	0
C 7	1052	94667	0	7129	RN/LPN	0.389	Y	Y	0	42	0	0	0	0	0	0	0	0
				7152	Med Sec/Billing	0.250	Y	Y	0	0	0	5	0	0	0	0	5	0
C 7	1052	94668	0	7129	RN/LPN	0.389	Y	Y	0	37	0	0	0	0	0	0	0	0
				7152	Med Sec/Billing	0.250	Y	Y	0	0	0	5	0	0	0	0	5	0
C 7	1052	99183	0	7152	Med Sec/Billing	0.250	N	Y	0	0	0	20	0
C 7	1332	93000	1	7129	RN/LPN	0.389	Y	N	0	25	0	0	0
				7152	Med Sec/Billing	0.250	Y	N	0	0	0	20	0
C 7	1332	93005	0	7129	RN/LPN	0.389	Y	Y	0	25	0	0	0	0	0	0	0	0
				7152	Med Sec/Billing	0.250	Y	Y	0	0	0	20	0	0	0	0	20	0
C 7	1332	93010	0	7152	Med Sec/Billing	0.250	N	Y	0	0	0	20	0
C 7	1332	93012	0	7129	RN/LPN	0.389	Y	Y	0	25	0	0	0	0	0	0	0	0
				7152	Med Sec/Billing	0.250	Y	Y	0	0	0	20	0	0	0	0	20	0
C 7	1332	93014	0	7152	Med Sec/Billing	0.250	N	Y	0	0	0	20	0
C 7	1332	93040	0	7129	RN/LPN	0.389	Y	N	0	25	0	0	0
				7152	Med Sec/Billing	0.250	Y	N	0	0	0	20	0
C 7	1332	93041	0	7129	RN/LPN	0.389	Y	Y	0	25	0	0	0	0	0	0	0	0
				7152	Med Sec/Billing	0.250	Y	Y	0	0	0	20	0	0	0	0	20	0
C 7	1332	93042	0	7152	Med Sec/Billing	0.250	N	Y	0	0	0	20	0
C 7	1332	93220	0	7129	RN/LPN	0.389	Y	N	0	25	0	0	0
				7152	Med Sec/Billing	0.250	Y	N	0	0	0	20	0
C 7	1332	93221	0	7129	RN/LPN	0.389	Y	N	0	25	0	0	0
				7152	Med Sec/Billing	0.250	Y	N	0	0	0	20	0
C 7	1332	93222	0	7152	Med Sec/Billing	0.250	N	Y	0	0	0	20	0
C 7	1332	93272	0	7152	Med Sec/Billing	0.250	N	Y	0	0	0	20	0
C 7	1332	93278	0	7129	RN/LPN	0.389	Y	Y	0	25	0	0	0	0	0	0	0	0
				7152	Med Sec/Billing	0.250	Y	Y	0	0	0	20	0	0	0	0	20	0
C 7	1332	Q0035	0	99999	CODE NOT COSTED	.	N	N
C 7	1332	R0076	0	99999	CODE NOT COSTED	.	N	N

**Supply Profile by HCPCS Code
(SUPDET)**

- CPEP:** The Clinical Practice Expert Panel (abbreviated CPEP) that provided the estimates for the associated service.
- PROCCODE:** The HCFA Common Procedure Coding System (HCPCS) Code for the specified service.
- SUP_CODE:** Numeric code for a unique supply item, as assigned by Abt Associates Inc.
- DESC:** Description of the supply item (e.g., needle 30g).
- PRC_CNT:** The number of units in which a supply item is priced. For example, if the price for hydrogen peroxide is recorded as \$0.78 per 20 ml, the value of PRC_CNT for this supply item would be 20.
- PRC_UNIT:** Units in which the supply item was priced (e.g., ml, ounce, foot).
- PRICE:** The price for this supply item, in dollars, stated in terms of a specified quantity (PRC_CNT) of a specified unit (PRC_UNIT) (e.g., the PRICE of hydrogen peroxide is stated as \$0.78 per 20 ml).
- INQCNV:** For in-office provision of the service, the quantity of the associated supply item required, expressed in standardized units (i.e., not necessarily the units in which the CPEP provided the original estimates).
- IN_COST:** Total cost of the quantity of this item required for the service, in dollars.
- OUTQCNV:** For out-office provision of the service, the quantity of the associated supply item required, expressed in standardized units (i.e., not necessarily the units in which the CPEP provided the original estimates).
- OUT_COST:** Total cost of the quantity of this item required for the service in dollars.

CPEP 7: Evaluation & Management
Supply Profile by HCPCS Codes

CPEP	PROCCODE	SUP_CODE	DESC	PRC_CNT	PRC_UNIT	PRICE	INQCNV	IN_COST	OUTQCNV	OUT_COST
C 7	20660	10090	CODE NOT COSTED
C 7	20662	10090	CODE NOT COSTED
C 7	20663	10090	CODE NOT COSTED
C 7	20665	10090	CODE NOT COSTED
C 7	29000	10090	CODE NOT COSTED
C 7	29010	10090	CODE NOT COSTED
C 7	29015	10090	CODE NOT COSTED
C 7	29020	10090	CODE NOT COSTED
C 7	29025	10090	CODE NOT COSTED
C 7	29035	10090	CODE NOT COSTED
C 7	29040	10090	CODE NOT COSTED
C 7	29044	10090	CODE NOT COSTED
C 7	29046	10090	CODE NOT COSTED
C 7	29049	10090	CODE NOT COSTED
C 7	29055	10090	CODE NOT COSTED
C 7	29058	10090	CODE NOT COSTED
C 7	29065	11102	Chux	1.0	item	0.050	1.00	0.050	0.00	0.000
		11106	drape, sheet	1.0	item	0.260	1.00	0.260	0.00	0.000
		11107	patient gown, disposable	1.0	item	0.570	1.00	0.570	0.00	0.000
		11111	exam table paper	1.0	foot	0.015	6.00	0.090	0.00	0.000
		11302	gloves, non-sterile	1.0	pair	0.120	2.00	0.240	0.00	0.000
		32001	stockingnet	1.0	yard	0.580	1.00	0.580	0.00	0.000
		32008	fiberglass roll, 3"	1.0	item	14.200	2.00	28.400	0.00	0.000
C 7	29075	11102	Chux	1.0	item	0.050	1.00	0.050	0.00	0.000
		11106	drape, sheet	1.0	item	0.260	1.00	0.260	0.00	0.000
		11107	patient gown, disposable	1.0	item	0.570	1.00	0.570	0.00	0.000
		11111	exam table paper	1.0	foot	0.015	6.00	0.090	0.00	0.000
		11302	gloves, non-sterile	1.0	pair	0.120	2.00	0.240	0.00	0.000
		32001	stockingnet	1.0	yard	0.580	1.00	0.580	0.00	0.000
		32008	fiberglass roll, 3"	1.0	item	14.200	1.00	14.200	0.00	0.000
C 7	29085	11102	Chux	1.0	item	0.050	1.00	0.050	0.00	0.000
		11106	drape, sheet	1.0	item	0.260	1.00	0.260	0.00	0.000
		11107	patient gown, disposable	1.0	item	0.570	1.00	0.570	0.00	0.000
		11111	exam table paper	1.0	foot	0.015	6.00	0.090	0.00	0.000
		11302	gloves, non-sterile	1.0	pair	0.120	2.00	0.240	0.00	0.000
		32001	stockingnet	1.0	yard	0.580	1.00	0.580	0.00	0.000
		32007	fiberglass roll, 2"	1.0	item	11.550	1.00	11.550	0.00	0.000
C 7	29105	11102	Chux	1.0	item	0.050	1.00	0.050	0.00	0.000
		11106	drape, sheet	1.0	item	0.260	1.00	0.260	0.00	0.000
		11107	patient gown, disposable	1.0	item	0.570	1.00	0.570	0.00	0.000
		11111	exam table paper	1.0	foot	0.015	6.00	0.090	0.00	0.000
		11302	gloves, non-sterile	1.0	pair	0.120	2.00	0.240	0.00	0.000
		32001	stockingnet	1.0	yard	0.580	1.00	0.580	0.00	0.000
		32008	fiberglass roll, 3"	1.0	item	14.200	2.00	28.400	0.00	0.000
C 7	29125	11102	Chux	1.0	item	0.050	1.00	0.050	0.00	0.000
		11106	drape, sheet	1.0	item	0.260	1.00	0.260	0.00	0.000
		11107	patient gown, disposable	1.0	item	0.570	1.00	0.570	0.00	0.000
		11111	exam table paper	1.0	foot	0.015	6.00	0.090	0.00	0.000
		11302	gloves, non-sterile	1.0	pair	0.120	2.00	0.240	0.00	0.000
		32001	stockingnet	1.0	yard	0.580	1.00	0.580	0.00	0.000
		32010	fiberglass splint, 4"x15"	1.0	item	16.500	1.00	16.500	0.00	0.000

Equipment Profile

Equipment Profile

CPEP 7: Evaluation & Management
Supply Profile by HCPCS Codes

CPEP	PROCCODE	SUP_CODE	DESC	PRC_CNT	PRC_UNIT	PRICE	INQCNV	IN_COST	OUTQCNV	OUT_COST
C 7	29126	10090	CODE NOT COSTED
C 7	29130	10099	INCOMPLETE PROFILE
C 7	29131	10090	CODE NOT COSTED
C 7	29200	11102	Chux	1.0	item	0.050	1.00	0.050	0.00	0.000
		11106	drape, sheet	1.0	item	0.260	1.00	0.260	0.00	0.000
		11107	patient gown, disposable	1.0	item	0.570	1.00	0.570	0.00	0.000
		11111	exam table paper	1.0	foot	0.015	6.00	0.090	0.00	0.000
		11302	gloves, non-sterile	1.0	pair	0.120	2.00	0.240	0.00	0.000
		32006	elastoplast roll	1.0	item	3.400	2.00	6.800	0.00	0.000
C 7	29220	11102	Chux	1.0	item	0.050	1.00	0.050	0.00	0.000
		11106	drape, sheet	1.0	item	0.260	1.00	0.260	0.00	0.000
		11107	patient gown, disposable	1.0	item	0.570	1.00	0.570	0.00	0.000
		11111	exam table paper	1.0	foot	0.015	6.00	0.090	0.00	0.000
		11302	gloves, non-sterile	1.0	pair	0.120	2.00	0.240	0.00	0.000
		32006	elastoplast roll	1.0	item	3.400	1.00	3.400	0.00	0.000
C 7	29240	11102	Chux	1.0	item	0.050	1.00	0.050	0.00	0.000
		11106	drape, sheet	1.0	item	0.260	1.00	0.260	0.00	0.000
		11107	patient gown, disposable	1.0	item	0.570	1.00	0.570	0.00	0.000
		11111	exam table paper	1.0	foot	0.015	6.00	0.090	0.00	0.000
		11302	gloves, non-sterile	1.0	pair	0.120	2.00	0.240	0.00	0.000
		32006	elastoplast roll	1.0	item	3.400	1.00	3.400	0.00	0.000
C 7	29260	11102	Chux	1.0	item	0.050	1.00	0.050	0.00	0.000
		11106	drape, sheet	1.0	item	0.260	1.00	0.260	0.00	0.000
		11107	patient gown, disposable	1.0	item	0.570	1.00	0.570	0.00	0.000
		11111	exam table paper	1.0	foot	0.015	6.00	0.090	0.00	0.000
		11302	gloves, non-sterile	1.0	pair	0.120	2.00	0.240	0.00	0.000
		32006	elastoplast roll	1.0	item	3.400	1.00	3.400	0.00	0.000
C 7	29280	11102	Chux	1.0	item	0.050	1.00	0.050	0.00	0.000
		11106	drape, sheet	1.0	item	0.260	1.00	0.260	0.00	0.000
		11107	patient gown, disposable	1.0	item	0.570	1.00	0.570	0.00	0.000
		11111	exam table paper	1.0	foot	0.015	6.00	0.090	0.00	0.000
		11302	gloves, non-sterile	1.0	pair	0.120	2.00	0.240	0.00	0.000
		32006	elastoplast roll	1.0	item	3.400	0.50	1.700	0.00	0.000
C 7	29305	10090	CODE NOT COSTED
C 7	29325	10090	CODE NOT COSTED
C 7	29345	11102	Chux	1.0	item	0.050	1.00	0.050	0.00	0.000
		11106	drape, sheet	1.0	item	0.260	1.00	0.260	0.00	0.000
		11107	patient gown, disposable	1.0	item	0.570	1.00	0.570	0.00	0.000
		11111	exam table paper	1.0	foot	0.015	6.00	0.090	0.00	0.000
		11302	gloves, non-sterile	1.0	pair	0.120	2.00	0.240	0.00	0.000
		32001	stockingnet	1.0	yard	0.580	1.00	0.580	0.00	0.000
		32009	fiberglass roll, 4"	1.0	item	18.500	3.00	55.500	0.00	0.000
C 7	29355	11102	Chux	1.0	item	0.050	1.00	0.050	0.00	0.000
		11106	drape, sheet	1.0	item	0.260	1.00	0.260	0.00	0.000
		11107	patient gown, disposable	1.0	item	0.570	1.00	0.570	0.00	0.000
		11111	exam table paper	1.0	foot	0.015	6.00	0.090	0.00	0.000
		11302	gloves, non-sterile	1.0	pair	0.120	2.00	0.240	0.00	0.000
		32001	stockingnet	1.0	yard	0.580	1.00	0.580	0.00	0.000
		32005	cast sole	1.0	item	14.750	1.00	14.750	0.00	0.000
		32007	fiberglass roll, 2"	1.0	item	11.550	1.00	11.550	0.00	0.000
		32009	fiberglass roll, 4"	1.0	item	18.500	3.00	55.500	0.00	0.000
C 7	29358	10090	CODE NOT COSTED
C 7	29365	11102	Chux	1.0	item	0.050	1.00	0.050	0.00	0.000
		11106	drape, sheet	1.0	item	0.260	1.00	0.260	0.00	0.000
		11107	patient gown, disposable	1.0	item	0.570	1.00	0.570	0.00	0.000
		11111	exam table paper	1.0	foot	0.015	6.00	0.090	0.00	0.000
		11302	gloves, non-sterile	1.0	pair	0.120	2.00	0.240	0.00	0.000
		32001	stockingnet	1.0	yard	0.580	1.00	0.580	0.00	0.000

CPEP 7: Evaluation & Management
Supply Profile by HCPCS Codes

CPEP	PROCCODE	SUP_CODE	DESC	PRC_CNT	PRC_UNIT	PRICE	INQCNV	IN_COST	OUTQCNV	OUT_COST
		32008	fiberglass roll, 3"	1.0	item	14.200	2.00	28.400	0.00	0.000
C 7	29405	11102	Chux	1.0	item	0.050	1.00	0.050	0.00	0.000
		11106	drape, sheet	1.0	item	0.260	1.00	0.260	0.00	0.000
		11107	patient gown, disposable	1.0	item	0.570	1.00	0.570	0.00	0.000
		11111	exam table paper	1.0	foot	0.015	6.00	0.090	0.00	0.000
		11302	gloves, non-sterile	1.0	pair	0.120	2.00	0.240	0.00	0.000
		32001	stockingnet	1.0	yard	0.580	1.00	0.580	0.00	0.000
		32008	fiberglass roll, 3"	1.0	item	14.200	2.00	28.400	0.00	0.000
C 7	29425	11102	Chux	1.0	item	0.050	1.00	0.050	0.00	0.000
		11106	drape, sheet	1.0	item	0.260	1.00	0.260	0.00	0.000
		11107	patient gown, disposable	1.0	item	0.570	1.00	0.570	0.00	0.000
		11111	exam table paper	1.0	foot	0.015	6.00	0.090	0.00	0.000
		11302	gloves, non-sterile	1.0	pair	0.120	2.00	0.240	0.00	0.000
		32001	stockingnet	1.0	yard	0.580	1.00	0.580	0.00	0.000
		32005	cast sole	1.0	item	14.750	1.00	14.750	0.00	0.000
		32008	fiberglass roll, 3"	1.0	item	14.200	2.00	28.400	0.00	0.000
C 7	29435	10090	CODE NOT COSTED
C 7	29440	11102	Chux	1.0	item	0.050	1.00	0.050	0.00	0.000
		11106	drape, sheet	1.0	item	0.260	1.00	0.260	0.00	0.000
		11107	patient gown, disposable	1.0	item	0.570	1.00	0.570	0.00	0.000
		11111	exam table paper	1.0	foot	0.015	6.00	0.090	0.00	0.000
		11302	gloves, non-sterile	1.0	pair	0.120	2.00	0.240	0.00	0.000
		32001	stockingnet	1.0	yard	0.580	1.00	0.580	0.00	0.000
		32005	cast sole	1.0	item	14.750	1.00	14.750	0.00	0.000
		32007	fiberglass roll, 2"	1.0	item	11.550	1.00	11.550	0.00	0.000
C 7	29445	10090	CODE NOT COSTED
C 7	29450	10090	CODE NOT COSTED
C 7	29505	10090	CODE NOT COSTED
C 7	29515	10090	CODE NOT COSTED
C 7	29520	11102	Chux	1.0	item	0.050	1.00	0.050	0.00	0.000
		11106	drape, sheet	1.0	item	0.260	1.00	0.260	0.00	0.000
		11107	patient gown, disposable	1.0	item	0.570	1.00	0.570	0.00	0.000
		11111	exam table paper	1.0	foot	0.015	6.00	0.090	0.00	0.000
		11302	gloves, non-sterile	1.0	pair	0.120	2.00	0.240	0.00	0.000
		32006	elastoplast roll	1.0	item	3.400	1.00	3.400	0.00	0.000
C 7	29530	11102	Chux	1.0	item	0.050	1.00	0.050	0.00	0.000
		11106	drape, sheet	1.0	item	0.260	1.00	0.260	0.00	0.000
		11107	patient gown, disposable	1.0	item	0.570	1.00	0.570	0.00	0.000
		11111	exam table paper	1.0	foot	0.015	6.00	0.090	0.00	0.000
		11302	gloves, non-sterile	1.0	pair	0.120	2.00	0.240	0.00	0.000
		32006	elastoplast roll	1.0	item	3.400	1.00	3.400	0.00	0.000
C 7	29540	11102	Chux	1.0	item	0.050	1.00	0.050	0.00	0.000
		11106	drape, sheet	1.0	item	0.260	1.00	0.260	0.00	0.000
		11107	patient gown, disposable	1.0	item	0.570	1.00	0.570	0.00	0.000
		11111	exam table paper	1.0	foot	0.015	6.00	0.090	0.00	0.000
		11302	gloves, non-sterile	1.0	pair	0.120	2.00	0.240	0.00	0.000
		32006	elastoplast roll	1.0	item	3.400	1.00	3.400	0.00	0.000
C 7	29550	11102	Chux	1.0	item	0.050	1.00	0.050	0.00	0.000
		11106	drape, sheet	1.0	item	0.260	1.00	0.260	0.00	0.000
		11107	patient gown, disposable	1.0	item	0.570	1.00	0.570	0.00	0.000
		11111	exam table paper	1.0	foot	0.015	6.00	0.090	0.00	0.000
		11302	gloves, non-sterile	1.0	pair	0.120	2.00	0.240	0.00	0.000
		32006	elastoplast roll	1.0	item	3.400	0.50	1.700	0.00	0.000
C 7	29580	11102	Chux	1.0	item	0.050	1.00	0.050	0.00	0.000
		11106	drape, sheet	1.0	item	0.260	1.00	0.260	0.00	0.000
		11107	patient gown, disposable	1.0	item	0.570	1.00	0.570	0.00	0.000
		11111	exam table paper	1.0	foot	0.015	6.00	0.090	0.00	0.000
		11302	gloves, non-sterile	1.0	pair	0.120	2.00	0.240	0.00	0.000

CPEP 7: Evaluation & Management
Supply Profile by HCPCS Codes

CPEP	PROCCODE	SUP_CODE	DESC	PRC_CNT	PRC_UNIT	PRICE	INQCNV	IN_COST	OUTQCNV	OUT_COST
		32004	Dome past bandage, 3"	1.0	item	14.950	1.00	14.950	0.00	0.000
C 7	29590	10090	CODE NOT COSTED
C 7	29700	10099	INCOMPLETE PROFILE
C 7	29705	10099	INCOMPLETE PROFILE
C 7	29710	10090	CODE NOT COSTED
C 7	29715	10090	CODE NOT COSTED
C 7	29720	10090	CODE NOT COSTED
C 7	29730	10099	INCOMPLETE PROFILE
C 7	29740	10099	INCOMPLETE PROFILE
C 7	29750	10090	CODE NOT COSTED
C 7	86485	11302	gloves, non-sterile	1.0	pair	0.120	1.00	0.120	.	.
		31101	swab, alcohol	1.0	item	0.017	1.00	0.017	.	.
		31502	band aid, 3/4" x 3"	1.0	item	0.047	1.00	0.047	.	.
		53005	antigen, Dust Mite	1.0	ml	4.000	0.10	0.400	.	.
		91403	needle, 25 & 26 guage	1.0	item	0.100	1.00	0.100	.	.
C 7	86490	11302	gloves, non-sterile	1.0	pair	0.120	1.00	0.120	.	.
		31101	swab, alcohol	1.0	item	0.017	1.00	0.017	.	.
		31502	band aid, 3/4" x 3"	1.0	item	0.047	1.00	0.047	.	.
		53005	antigen, Dust Mite	1.0	ml	4.000	0.10	0.400	.	.
		91403	needle, 25 & 26 guage	1.0	item	0.100	1.00	0.100	.	.
C 7	86510	11302	gloves, non-sterile	1.0	pair	0.120	1.00	0.120	.	.
		31101	swab, alcohol	1.0	item	0.017	1.00	0.017	.	.
		31502	band aid, 3/4" x 3"	1.0	item	0.047	1.00	0.047	.	.
		53005	antigen, Dust Mite	1.0	ml	4.000	0.10	0.400	.	.
		91403	needle, 25 & 26 guage	1.0	item	0.100	1.00	0.100	.	.
C 7	86580	11302	gloves, non-sterile	1.0	pair	0.120	1.00	0.120	.	.
		31101	swab, alcohol	1.0	item	0.017	1.00	0.017	.	.
		31502	band aid, 3/4" x 3"	1.0	item	0.047	1.00	0.047	.	.
		53005	antigen, Dust Mite	1.0	ml	4.000	0.10	0.400	.	.
		91403	needle, 25 & 26 guage	1.0	item	0.100	1.00	0.100	.	.
C 7	86585	11302	gloves, non-sterile	1.0	pair	0.120	1.00	0.120	.	.
		31101	swab, alcohol	1.0	item	0.017	1.00	0.017	.	.
		53061	Tine Test	1.0	item	1.140	1.00	1.140	.	.
C 7	90801	11117	tissue, box of 50	1.0	item	0.220	0.20	0.044	0.00	0.000
C 7	90820	11117	tissue, box of 50	1.0	item	0.220	0.20	0.044	0.00	0.000
C 7	90825	10000	NO SUPPLIES	1.0		0.000	.	.	0.00	0.000
C 7	90830	72005	psych testing - forms average	1.0	item	2.300	1.00	2.300	1.00	2.300
C 7	90835	11107	patient gown, disposable	1.0	item	0.570	1.00	0.570	0.00	0.000
		11111	exam table paper	1.0	foot	0.015	6.00	0.090	0.00	0.000
		11112	pillow case, disposable	1.0	item	0.320	1.00	0.320	0.00	0.000
		11302	gloves, non-sterile	1.0	pair	0.120	2.00	0.240	0.00	0.000
		53015	saline, 9%, 500 ml	500.0	ml	2.850	1000.00	5.700	0.00	0.000
		53093	sodium amobarbital	0.5	g	8.940	1.00	17.880	0.00	0.000
		91105	needle, butterfly 20 to 25 gauge	1.0	item	0.520	1.00	0.520	0.00	0.000
		91110	iv infusion set	1.0	set	1.250	1.00	1.250	0.00	0.000
C 7	90842	11117	tissue, box of 50	1.0	item	0.220	0.20	0.044	0.00	0.000
C 7	90843	11117	tissue, box of 50	1.0	item	0.220	0.20	0.044	0.00	0.000
C 7	90844	11117	tissue, box of 50	1.0	item	0.220	0.20	0.044	0.00	0.000

CPEP 7: Evaluation & Management
Supply Profile by HCPCS Codes

CPEP	PROCCODE	SUP_CODE	DESC	PRC_CNT	PRC_UNIT	PRICE	INQCNV	IN_COST	OUTQCNV	OUT_COST
C 7	90845	11117	tissue, box of 50	1.0	item	0.220	0.20	0.044	0.00	0.000
C 7	90846	11117	tissue, box of 50	1.0	item	0.220	0.20	0.044	0.00	0.000
C 7	90847	11117	tissue, box of 50	1.0	item	0.220	0.20	0.044	0.00	0.000
C 7	90849	11117	tissue, box of 50	1.0	item	0.220	0.20	0.044	0.00	0.000
C 7	90853	11117	tissue, box of 50	1.0	item	0.220	0.20	0.044	0.00	0.000
C 7	90855	11117	tissue, box of 50	1.0	item	0.220	0.20	0.044	0.00	0.000
C 7	90857	11117	tissue, box of 50	1.0	item	0.220	0.20	0.044	0.00	0.000
C 7	90862	11117	tissue, box of 50	1.0	item	0.220	0.20	0.044	0.00	0.000
C 7	90870	10000	NO SUPPLIES	1.0		0.000	.	.	0.00	0.000
C 7	90871	10000	NO SUPPLIES	1.0		0.000	.	.	0.00	0.000
C 7	90880	11117	tissue, box of 50	1.0	item	0.220	0.20	0.044	0.00	0.000
C 7	90887	11117	tissue, box of 50	1.0	item	0.220	0.20	0.044	0.00	0.000
C 7	90900	31101	swab, alcohol	1.0	item	0.017	1.00	0.017	0.00	0.000
		53003	alcohol	1.0	ounce	0.080	1.00	0.080	0.00	0.000
		71002	conductive jelly, 5g	1.0	item	0.080	11.42	0.914	11.42	0.914
C 7	90902	31101	swab, alcohol	1.0	item	0.017	1.00	0.017	0.00	0.000
		53003	alcohol	1.0	ounce	0.080	1.00	0.080	0.00	0.000
		71002	conductive jelly, 5g	1.0	item	0.080	11.42	0.914	11.42	0.914
C 7	90904	31101	swab, alcohol	1.0	item	0.017	1.00	0.017	0.00	0.000
		53003	alcohol	1.0	ounce	0.080	1.00	0.080	0.00	0.000
		71002	conductive jelly, 5g	1.0	item	0.080	11.42	0.914	11.42	0.914
C 7	90906	31101	swab, alcohol	1.0	item	0.017	1.00	0.017	0.00	0.000
		53003	alcohol	1.0	ounce	0.080	1.00	0.080	0.00	0.000
		71002	conductive jelly, 5g	1.0	item	0.080	11.42	0.914	11.42	0.914
C 7	90908	31101	swab, alcohol	1.0	item	0.017	1.00	0.017	0.00	0.000
		53003	alcohol	1.0	ounce	0.080	1.00	0.080	0.00	0.000
		71002	conductive jelly, 5g	1.0	item	0.080	11.42	0.914	11.42	0.914
C 7	90910	31101	swab, alcohol	1.0	item	0.017	1.00	0.017	0.00	0.000
		53003	alcohol	1.0	ounce	0.080	1.00	0.080	0.00	0.000
		71002	conductive jelly, 5g	1.0	item	0.080	11.42	0.914	11.42	0.914
C 7	90911	31101	swab, alcohol	1.0	item	0.017	1.00	0.017	0.00	0.000
		53003	alcohol	1.0	ounce	0.080	1.00	0.080	0.00	0.000
		71002	conductive jelly, 5g	1.0	item	0.080	11.42	0.914	11.42	0.914
C 7	90915	31101	swab, alcohol	1.0	item	0.017	1.00	0.017	0.00	0.000
		53003	alcohol	1.0	ounce	0.080	1.00	0.080	0.00	0.000
		71002	conductive jelly, 5g	1.0	item	0.080	11.42	0.914	11.42	0.914
C 7	93000	11107	patient gown, disposable	1.0	item	0.570	1.00	0.570	.	.
		11111	exam table paper	1.0	foot	0.015	6.00	0.090	.	.
		11112	pillow case, disposable	1.0	item	0.320	1.00	0.320	.	.
		11136	razor, disposable (50% of the time)	1.0	item	0.155	1.00	0.155	.	.
		11302	gloves, non-sterile	1.0	pair	0.120	2.00	0.240	.	.
		71005	EKG paper	1.0	sheet	0.080	2.00	0.160	.	.
		71006	ECG Electrodes Disposable	1.0	lead	0.080	10.00	0.800	.	.
C 7	93005	11107	patient gown, disposable	1.0	item	0.570	1.00	0.570	0.00	0.000
		11111	exam table paper	1.0	foot	0.015	6.00	0.090	0.00	0.000
		11112	pillow case, disposable	1.0	item	0.320	1.00	0.320	0.00	0.000
		11136	razor, disposable (50% of the time)	1.0	item	0.155	1.00	0.155	0.00	0.000
		11302	gloves, non-sterile	1.0	pair	0.120	2.00	0.240	0.00	0.000
		71005	EKG paper	1.0	sheet	0.080	2.00	0.160	0.00	0.000
		71006	ECG Electrodes Disposable	1.0	lead	0.080	10.00	0.800	0.00	0.000

CPEP 7: Evaluation & Management
Supply Profile by HCPCS Codes

CPEP	PROCCODE	SUP_CODE	DESC	PRC_CNT	PRC_UNIT	PRICE	INQCNV	IN_COST	OUTQCNV	OUT_COST
C 7	93010	10000	NO SUPPLIES	1.0		0.000	.	.	0.00	0.000
C 7	93012	11107	patient gown, disposable	1.0	item	0.570	1.00	0.570	0.00	0.000
		11111	exam table paper	1.0	foot	0.015	6.00	0.090	0.00	0.000
		11112	pillow case, disposable	1.0	item	0.320	1.00	0.320	0.00	0.000
		11136	razor, disposable (50% of the time)	1.0	item	0.155	1.00	0.155	0.00	0.000
		11302	gloves, non-sterile	1.0	pair	0.120	2.00	0.240	0.00	0.000
		71005	EKG paper	1.0	sheet	0.080	2.00	0.160	0.00	0.000
		71006	ECG Electrodes Disposable	1.0	lead	0.080	4.00	0.320	0.00	0.000
C 7	93014	10000	NO SUPPLIES	1.0		0.000	.	.	0.00	0.000
C 7	93040	11107	patient gown, disposable	1.0	item	0.570	1.00	0.570	.	.
		11111	exam table paper	1.0	foot	0.015	6.00	0.090	.	.
		11112	pillow case, disposable	1.0	item	0.320	1.00	0.320	.	.
		11136	razor, disposable (50% of the time)	1.0	item	0.155	1.00	0.155	.	.
		11302	gloves, non-sterile	1.0	pair	0.120	2.00	0.240	.	.
		71005	EKG paper	1.0	sheet	0.080	2.00	0.160	.	.
		71006	ECG Electrodes Disposable	1.0	lead	0.080	4.00	0.320	.	.
C 7	93041	11107	patient gown, disposable	1.0	item	0.570	1.00	0.570	0.00	0.000
		11111	exam table paper	1.0	foot	0.015	6.00	0.090	0.00	0.000
		11112	pillow case, disposable	1.0	item	0.320	1.00	0.320	0.00	0.000
		11136	razor, disposable (50% of the time)	1.0	item	0.155	1.00	0.155	0.00	0.000
		11302	gloves, non-sterile	1.0	pair	0.120	2.00	0.240	0.00	0.000
		71005	EKG paper	1.0	sheet	0.080	2.00	0.160	0.00	0.000
		71006	ECG Electrodes Disposable	1.0	lead	0.080	4.00	0.320	0.00	0.000
C 7	93042	10000	NO SUPPLIES	1.0		0.000	.	.	0.00	0.000
C 7	93220	10099	INCOMPLETE PROFILE
C 7	93221	10099	INCOMPLETE PROFILE
C 7	93222	10000	NO SUPPLIES	1.0		0.000	.	.	0.00	0.000
C 7	93272	10000	NO SUPPLIES	1.0		0.000	.	.	0.00	0.000
C 7	93278	10099	INCOMPLETE PROFILE
C 7	94640	11302	gloves, non-sterile	1.0	pair	0.120	1.00	0.120	0.00	0.000
		93805	nebulizer, tube and mouthpeice	1.0	item	7.100	1.00	7.100	0.00	0.000
C 7	94642	11302	gloves, non-sterile	1.0	pair	0.120	1.00	0.120	.	.
		93805	nebulizer, tube and mouthpeice	1.0	item	7.100	1.00	7.100	.	.
C 7	94650	11302	gloves, non-sterile	1.0	pair	0.120	1.00	0.120	.	.
		93805	nebulizer, tube and mouthpeice	1.0	item	7.100	1.00	7.100	.	.
C 7	94651	11302	gloves, non-sterile	1.0	pair	0.120	1.00	0.120	0.00	0.000
		93805	nebulizer, tube and mouthpeice	1.0	item	7.100	1.00	7.100	0.00	0.000
C 7	94652	10000	NO SUPPLIES	1.0		0.000	.	.	0.00	0.000
C 7	94664	11302	gloves, non-sterile	1.0	pair	0.120	1.00	0.120	.	.
		93805	nebulizer, tube and mouthpeice	1.0	item	7.100	1.00	7.100	.	.
C 7	94665	11302	gloves, non-sterile	1.0	pair	0.120	1.00	0.120	0.00	0.000
		93805	nebulizer, tube and mouthpeice	1.0	item	7.100	1.00	7.100	0.00	0.000
C 7	94667	11107	patient gown, disposable	1.0	item	0.570	1.00	0.570	0.00	0.000
		11111	exam table paper	1.0	foot	0.015	6.00	0.090	0.00	0.000
		11112	pillow case, disposable	1.0	item	0.320	1.00	0.320	0.00	0.000
		11117	tissue, box of 50	1.0	item	0.220	0.26	0.057	0.00	0.000
		11302	gloves, non-sterile	1.0	pair	0.120	1.00	0.120	0.00	0.000
		93805	nebulizer, tube and mouthpeice	1.0	item	7.100	1.00	7.100	0.00	0.000
C 7	94668	11107	patient gown, disposable	1.0	item	0.570	1.00	0.570	0.00	0.000
		11111	exam table paper	1.0	foot	0.015	6.00	0.090	0.00	0.000
		11112	pillow case, disposable	1.0	item	0.320	1.00	0.320	0.00	0.000
		11117	tissue, box of 50	1.0	item	0.220	0.26	0.057	0.00	0.000

CPEP 7: Evaluation & Management
Supply Profile by HCPCS Codes

CPEP	PROCCODE	SUP_CODE	DESC	PRC_CNT	PRC_UNIT	PRICE	INQCNV	IN_COST	OUTQCNV	OUT_COST
		11302	gloves, non-sterile	1.0	pair	0.120	1.00	0.120	0.00	0.000
		93805	nebulizer, tube and mouthpeice	1.0	item	7.100	1.00	7.100	0.00	0.000
C 7	95880	72006	aphasia assessment - forms average	1.0	item	0.950	1.00	0.950	1.00	0.950
C 7	95881	72007	developmental testing - forms average	1.0	item	2.640	1.00	2.640	1.00	2.640
C 7	95882	72008	neurobehavioral status - forms average	1.0	item	5.770	1.00	5.770	1.00	5.770
C 7	95883	72008	neurobehavioral status - forms average	1.0	item	5.770	1.00	5.770	1.00	5.770
C 7	99175	11101	bag, biohazard (5 gallon)	1.0	item	0.250	2.00	0.500	0.00	0.000
		11102	Chux	1.0	item	0.050	2.00	0.100	0.00	0.000
		11301	surgical mask, with face shield	1.0	item	1.440	1.00	1.440	0.00	0.000
		11302	gloves, non-sterile	1.0	pair	0.120	1.00	0.120	0.00	0.000
		11304	gown, staff, impervious, disposable	1.0	item	1.380	1.00	1.380	0.00	0.000
		53060	IPECAC	1.0	ounce	1.800	1.01	1.825	0.00	0.000
C 7	99178	72007	developmental testing - forms average	1.0	item	2.640	1.00	2.640	1.00	2.640
C 7	99183	10000	NO SUPPLIES	1.0		0.000	.	.	0.00	0.000
C 7	99201	11106	drape, sheet	1.0	item	0.260	1.00	0.260	.	.
		11107	patient gown, disposable	1.0	item	0.570	1.00	0.570	.	.
		11111	exam table paper	1.0	foot	0.015	6.00	0.090	.	.
		11115	patient education booklet	1.0	item	0.920	2.00	1.840	.	.
		11302	gloves, non-sterile	1.0	pair	0.120	2.00	0.240	.	.
		11505	otoscope speculum disposable	1.0	item	0.030	1.00	0.030	.	.
		11509	thermometer probe cover, disposable	1.0	item	0.069	1.00	0.069	.	.
		11511	tongue depressor	1.0	item	0.055	1.00	0.055	.	.
		31101	swab, alcohol	1.0	item	0.017	2.00	0.034	.	.
C 7	99202	11106	drape, sheet	1.0	item	0.260	1.00	0.260	.	.
		11107	patient gown, disposable	1.0	item	0.570	1.00	0.570	.	.
		11111	exam table paper	1.0	foot	0.015	6.00	0.090	.	.
		11115	patient education booklet	1.0	item	0.920	2.00	1.840	.	.
		11302	gloves, non-sterile	1.0	pair	0.120	2.00	0.240	.	.
		11505	otoscope speculum disposable	1.0	item	0.030	1.00	0.030	.	.
		11509	thermometer probe cover, disposable	1.0	item	0.069	1.00	0.069	.	.
		11511	tongue depressor	1.0	item	0.055	1.00	0.055	.	.
		31101	swab, alcohol	1.0	item	0.017	2.00	0.034	.	.
C 7	99203	11106	drape, sheet	1.0	item	0.260	1.00	0.260	.	.
		11107	patient gown, disposable	1.0	item	0.570	1.00	0.570	.	.
		11111	exam table paper	1.0	foot	0.015	6.00	0.090	.	.
		11115	patient education booklet	1.0	item	0.920	2.00	1.840	.	.
		11302	gloves, non-sterile	1.0	pair	0.120	2.00	0.240	.	.
		11505	otoscope speculum disposable	1.0	item	0.030	1.00	0.030	.	.
		11509	thermometer probe cover, disposable	1.0	item	0.069	1.00	0.069	.	.
		11511	tongue depressor	1.0	item	0.055	1.00	0.055	.	.
		31101	swab, alcohol	1.0	item	0.017	2.00	0.034	.	.
C 7	99204	11106	drape, sheet	1.0	item	0.260	1.00	0.260	.	.
		11107	patient gown, disposable	1.0	item	0.570	1.00	0.570	.	.
		11111	exam table paper	1.0	foot	0.015	6.00	0.090	.	.
		11115	patient education booklet	1.0	item	0.920	2.00	1.840	.	.
		11302	gloves, non-sterile	1.0	pair	0.120	2.00	0.240	.	.
		11505	otoscope speculum disposable	1.0	item	0.030	1.00	0.030	.	.
		11509	thermometer probe cover, disposable	1.0	item	0.069	1.00	0.069	.	.
		11511	tongue depressor	1.0	item	0.055	1.00	0.055	.	.
		31101	swab, alcohol	1.0	item	0.017	2.00	0.034	.	.
C 7	99205	11106	drape, sheet	1.0	item	0.260	1.00	0.260	.	.
		11107	patient gown, disposable	1.0	item	0.570	1.00	0.570	.	.
		11111	exam table paper	1.0	foot	0.015	6.00	0.090	.	.
		11115	patient education booklet	1.0	item	0.920	2.00	1.840	.	.
		11302	gloves, non-sterile	1.0	pair	0.120	2.00	0.240	.	.
		11505	otoscope speculum disposable	1.0	item	0.030	1.00	0.030	.	.
		11509	thermometer probe cover, disposable	1.0	item	0.069	1.00	0.069	.	.
		11511	tongue depressor	1.0	item	0.055	1.00	0.055	.	.
		31101	swab, alcohol	1.0	item	0.017	2.00	0.034	.	.

CPEP 7: Evaluation & Management
Supply Profile by HCPCS Codes

CPEP	PROCCODE	SUP_CODE	DESC	PRC_CNT	PRC_UNIT	PRICE	INQCNV	IN_COST	OUTQCNV	OUT_COST
C 7	99211	11106	drape, sheet	1.0	item	0.260	1.00	0.260	.	.
		11107	patient gown, disposable	1.0	item	0.570	1.00	0.570	.	.
		11111	exam table paper	1.0	foot	0.015	6.00	0.090	.	.
		11115	patient education booklet	1.0	item	0.920	2.00	1.840	.	.
		11302	gloves, non-sterile	1.0	pair	0.120	2.00	0.240	.	.
		11505	otoscope speculum disposable	1.0	item	0.030	1.00	0.030	.	.
		11509	thermometer probe cover, disposable	1.0	item	0.069	1.00	0.069	.	.
		11511	tongue depressor	1.0	item	0.055	1.00	0.055	.	.
31101	swab, alcohol	1.0	item	0.017	2.00	0.034	.	.		
C 7	99212	11106	drape, sheet	1.0	item	0.260	1.00	0.260	.	.
		11107	patient gown, disposable	1.0	item	0.570	1.00	0.570	.	.
		11111	exam table paper	1.0	foot	0.015	6.00	0.090	.	.
		11115	patient education booklet	1.0	item	0.920	2.00	1.840	.	.
		11302	gloves, non-sterile	1.0	pair	0.120	2.00	0.240	.	.
		11505	otoscope speculum disposable	1.0	item	0.030	1.00	0.030	.	.
		11509	thermometer probe cover, disposable	1.0	item	0.069	1.00	0.069	.	.
		11511	tongue depressor	1.0	item	0.055	1.00	0.055	.	.
31101	swab, alcohol	1.0	item	0.017	2.00	0.034	.	.		
C 7	99213	11106	drape, sheet	1.0	item	0.260	1.00	0.260	.	.
		11107	patient gown, disposable	1.0	item	0.570	1.00	0.570	.	.
		11111	exam table paper	1.0	foot	0.015	6.00	0.090	.	.
		11115	patient education booklet	1.0	item	0.920	2.00	1.840	.	.
		11302	gloves, non-sterile	1.0	pair	0.120	2.00	0.240	.	.
		11505	otoscope speculum disposable	1.0	item	0.030	1.00	0.030	.	.
		11509	thermometer probe cover, disposable	1.0	item	0.069	1.00	0.069	.	.
		11511	tongue depressor	1.0	item	0.055	1.00	0.055	.	.
31101	swab, alcohol	1.0	item	0.017	2.00	0.034	.	.		
C 7	99214	11106	drape, sheet	1.0	item	0.260	1.00	0.260	.	.
		11107	patient gown, disposable	1.0	item	0.570	1.00	0.570	.	.
		11111	exam table paper	1.0	foot	0.015	6.00	0.090	.	.
		11115	patient education booklet	1.0	item	0.920	2.00	1.840	.	.
		11302	gloves, non-sterile	1.0	pair	0.120	2.00	0.240	.	.
		11505	otoscope speculum disposable	1.0	item	0.030	1.00	0.030	.	.
		11509	thermometer probe cover, disposable	1.0	item	0.069	1.00	0.069	.	.
		11511	tongue depressor	1.0	item	0.055	1.00	0.055	.	.
31101	swab, alcohol	1.0	item	0.017	2.00	0.034	.	.		
C 7	99215	11106	drape, sheet	1.0	item	0.260	1.00	0.260	.	.
		11107	patient gown, disposable	1.0	item	0.570	1.00	0.570	.	.
		11111	exam table paper	1.0	foot	0.015	6.00	0.090	.	.
		11115	patient education booklet	1.0	item	0.920	2.00	1.840	.	.
		11302	gloves, non-sterile	1.0	pair	0.120	2.00	0.240	.	.
		11505	otoscope speculum disposable	1.0	item	0.030	1.00	0.030	.	.
		11509	thermometer probe cover, disposable	1.0	item	0.069	1.00	0.069	.	.
		11511	tongue depressor	1.0	item	0.055	1.00	0.055	.	.
31101	swab, alcohol	1.0	item	0.017	2.00	0.034	.	.		
C 7	99217	10000	NO SUPPLIES	1.0		0.000	.	.	0.00	0.000
C 7	99218	11137	drape, sheet (50% of the time)	1.0	item	0.130	.	.	0.00	0.000
		11138	gown, patient (50% of the time)	1.0	item	0.290	.	.	0.00	0.000
		11139	paper, exam table (50% of the time)	1.0	foot	0.008	.	.	0.00	0.000
		11140	patient ed. booklet (50% of the time)	1.0	item	0.460	.	.	0.00	0.000
		11311	gloves, non-sterile (50% of the time)	1.0	pair	0.060	.	.	0.00	0.000
		11529	speculum, otoscope (50% of the time)	1.0	item	0.015	.	.	0.00	0.000
		11531	thermometer, caps (50% of the time)	1.0	item	0.035	.	.	0.00	0.000
		11532	tongue depressor (50% of the time)	1.0	item	0.028	.	.	0.00	0.000
		31127	pad, alcohol (50% of the time)	1.0	item	0.009	.	.	0.00	0.000
C 7	99219	11137	drape, sheet (50% of the time)	1.0	item	0.130	.	.	0.00	0.000
		11138	gown, patient (50% of the time)	1.0	item	0.290	.	.	0.00	0.000
		11139	paper, exam table (50% of the time)	1.0	foot	0.008	.	.	0.00	0.000
		11140	patient ed. booklet (50% of the time)	1.0	item	0.460	.	.	0.00	0.000
		11311	gloves, non-sterile (50% of the time)	1.0	pair	0.060	.	.	0.00	0.000
		11529	speculum, otoscope (50% of the time)	1.0	item	0.015	.	.	0.00	0.000
		11531	thermometer, caps (50% of the time)	1.0	item	0.035	.	.	0.00	0.000
		11532	tongue depressor (50% of the time)	1.0	item	0.028	.	.	0.00	0.000
		31127	pad, alcohol (50% of the time)	1.0	item	0.009	.	.	0.00	0.000

CPEP 7: Evaluation & Management
Supply Profile by HCPCS Codes

CPEP	PROCCODE	SUP_CODE	DESC	PRC_CNT	PRC_UNIT	PRICE	INQCNV	IN_COST	OUTQCNV	OUT_COST
C 7	99220	11137	drape, sheet (50% of the time)	1.0	item	0.130	.	.	0.00	0.000
		11138	gown, patient (50% of the time)	1.0	item	0.290	.	.	0.00	0.000
		11139	paper, exam table (50% of the time)	1.0	foot	0.008	.	.	0.00	0.000
		11140	patient ed. booklet (50% of the time)	1.0	item	0.460	.	.	0.00	0.000
		11311	gloves, non-sterile (50% of the time)	1.0	pair	0.060	.	.	0.00	0.000
		11529	speculum, otoscope (50% of the time)	1.0	item	0.015	.	.	0.00	0.000
		11531	thermometer, caps (50% of the time)	1.0	item	0.035	.	.	0.00	0.000
		11532	tongue depressor (50% of the time)	1.0	item	0.028	.	.	0.00	0.000
		31127	pad, alcohol (50% of the time)	1.0	item	0.009	.	.	0.00	0.000
C 7	99221	11137	drape, sheet (50% of the time)	1.0	item	0.130	.	.	0.00	0.000
		11138	gown, patient (50% of the time)	1.0	item	0.290	.	.	0.00	0.000
		11139	paper, exam table (50% of the time)	1.0	foot	0.008	.	.	0.00	0.000
		11140	patient ed. booklet (50% of the time)	1.0	item	0.460	.	.	0.00	0.000
		11311	gloves, non-sterile (50% of the time)	1.0	pair	0.060	.	.	0.00	0.000
		11529	speculum, otoscope (50% of the time)	1.0	item	0.015	.	.	0.00	0.000
		11531	thermometer, caps (50% of the time)	1.0	item	0.035	.	.	0.00	0.000
		11532	tongue depressor (50% of the time)	1.0	item	0.028	.	.	0.00	0.000
		31127	pad, alcohol (50% of the time)	1.0	item	0.009	.	.	0.00	0.000
C 7	99222	11137	drape, sheet (50% of the time)	1.0	item	0.130	.	.	0.00	0.000
		11138	gown, patient (50% of the time)	1.0	item	0.290	.	.	0.00	0.000
		11139	paper, exam table (50% of the time)	1.0	foot	0.008	.	.	0.00	0.000
		11140	patient ed. booklet (50% of the time)	1.0	item	0.460	.	.	0.00	0.000
		11311	gloves, non-sterile (50% of the time)	1.0	pair	0.060	.	.	0.00	0.000
		11529	speculum, otoscope (50% of the time)	1.0	item	0.015	.	.	0.00	0.000
		11531	thermometer, caps (50% of the time)	1.0	item	0.035	.	.	0.00	0.000
		11532	tongue depressor (50% of the time)	1.0	item	0.028	.	.	0.00	0.000
		31127	pad, alcohol (50% of the time)	1.0	item	0.009	.	.	0.00	0.000
C 7	99223	11137	drape, sheet (50% of the time)	1.0	item	0.130	.	.	0.00	0.000
		11138	gown, patient (50% of the time)	1.0	item	0.290	.	.	0.00	0.000
		11139	paper, exam table (50% of the time)	1.0	foot	0.008	.	.	0.00	0.000
		11140	patient ed. booklet (50% of the time)	1.0	item	0.460	.	.	0.00	0.000
		11311	gloves, non-sterile (50% of the time)	1.0	pair	0.060	.	.	0.00	0.000
		11529	speculum, otoscope (50% of the time)	1.0	item	0.015	.	.	0.00	0.000
		11531	thermometer, caps (50% of the time)	1.0	item	0.035	.	.	0.00	0.000
		11532	tongue depressor (50% of the time)	1.0	item	0.028	.	.	0.00	0.000
		31127	pad, alcohol (50% of the time)	1.0	item	0.009	.	.	0.00	0.000
C 7	99231	10000	NO SUPPLIES	1.0		0.000	.	.	0.00	0.000
C 7	99232	10000	NO SUPPLIES	1.0		0.000	.	.	0.00	0.000
C 7	99233	10000	NO SUPPLIES	1.0		0.000	.	.	0.00	0.000
C 7	99238	10000	NO SUPPLIES	1.0		0.000	.	.	0.00	0.000
C 7	99241	11106	drape, sheet	1.0	item	0.260	1.00	0.260	0.00	0.000
		11107	patient gown, disposable	1.0	item	0.570	1.00	0.570	0.00	0.000
		11111	exam table paper	1.0	foot	0.015	6.00	0.090	0.00	0.000
		11115	patient education booklet	1.0	item	0.920	2.00	1.840	0.00	0.000
		11302	gloves, non-sterile	1.0	pair	0.120	2.00	0.240	0.00	0.000
		11505	otoscope speculum disposable	1.0	item	0.030	1.00	0.030	0.00	0.000
		11509	thermometer probe cover, disposable	1.0	item	0.069	1.00	0.069	0.00	0.000
		11511	tongue depressor	1.0	item	0.055	1.00	0.055	0.00	0.000
		31101	swab, alcohol	1.0	item	0.017	2.00	0.034	0.00	0.000
C 7	99242	11106	drape, sheet	1.0	item	0.260	1.00	0.260	0.00	0.000
		11107	patient gown, disposable	1.0	item	0.570	1.00	0.570	0.00	0.000
		11111	exam table paper	1.0	foot	0.015	6.00	0.090	0.00	0.000
		11115	patient education booklet	1.0	item	0.920	2.00	1.840	0.00	0.000
		11302	gloves, non-sterile	1.0	pair	0.120	2.00	0.240	0.00	0.000
		11505	otoscope speculum disposable	1.0	item	0.030	1.00	0.030	0.00	0.000
		11509	thermometer probe cover, disposable	1.0	item	0.069	1.00	0.069	0.00	0.000
		11511	tongue depressor	1.0	item	0.055	1.00	0.055	0.00	0.000
		31101	swab, alcohol	1.0	item	0.017	2.00	0.034	0.00	0.000
C 7	99243	11106	drape, sheet	1.0	item	0.260	1.00	0.260	0.00	0.000
		11107	patient gown, disposable	1.0	item	0.570	1.00	0.570	0.00	0.000
		11111	exam table paper	1.0	foot	0.015	6.00	0.090	0.00	0.000

CPEP 7: Evaluation & Management
Supply Profile by HCPCS Codes

CPEP	PROCCODE	SUP_CODE	DESC	PRC_CNT	PRC_UNIT	PRICE	INQCNV	IN_COST	OUTQCNV	OUT_COST
		11115	patient education booklet	1.0	item	0.920	2.00	1.840	0.00	0.000
		11302	gloves, non-sterile	1.0	pair	0.120	2.00	0.240	0.00	0.000
		11505	otoscope speculum disposable	1.0	item	0.030	1.00	0.030	0.00	0.000
		11509	thermometer probe cover, disposable	1.0	item	0.069	1.00	0.069	0.00	0.000
		11511	tongue depressor	1.0	item	0.055	1.00	0.055	0.00	0.000
		31101	swab, alcohol	1.0	item	0.017	2.00	0.034	0.00	0.000
C 7	99244	11106	drape, sheet	1.0	item	0.260	1.00	0.260	0.00	0.000
		11107	patient gown, disposable	1.0	item	0.570	1.00	0.570	0.00	0.000
		11111	exam table paper	1.0	foot	0.015	6.00	0.090	0.00	0.000
		11115	patient education booklet	1.0	item	0.920	2.00	1.840	0.00	0.000
		11302	gloves, non-sterile	1.0	pair	0.120	2.00	0.240	0.00	0.000
		11505	otoscope speculum disposable	1.0	item	0.030	1.00	0.030	0.00	0.000
		11509	thermometer probe cover, disposable	1.0	item	0.069	1.00	0.069	0.00	0.000
		11511	tongue depressor	1.0	item	0.055	1.00	0.055	0.00	0.000
		31101	swab, alcohol	1.0	item	0.017	2.00	0.034	0.00	0.000
C 7	99245	11106	drape, sheet	1.0	item	0.260	1.00	0.260	0.00	0.000
		11107	patient gown, disposable	1.0	item	0.570	1.00	0.570	0.00	0.000
		11111	exam table paper	1.0	foot	0.015	6.00	0.090	0.00	0.000
		11115	patient education booklet	1.0	item	0.920	2.00	1.840	0.00	0.000
		11302	gloves, non-sterile	1.0	pair	0.120	2.00	0.240	0.00	0.000
		11505	otoscope speculum disposable	1.0	item	0.030	1.00	0.030	0.00	0.000
		11509	thermometer probe cover, disposable	1.0	item	0.069	1.00	0.069	0.00	0.000
		11511	tongue depressor	1.0	item	0.055	1.00	0.055	0.00	0.000
		31101	swab, alcohol	1.0	item	0.017	2.00	0.034	0.00	0.000
C 7	99251	10000	NO SUPPLIES	1.0		0.000	.	.	0.00	0.000
C 7	99252	10000	NO SUPPLIES	1.0		0.000	.	.	0.00	0.000
C 7	99253	10000	NO SUPPLIES	1.0		0.000	.	.	0.00	0.000
C 7	99254	10000	NO SUPPLIES	1.0		0.000	.	.	0.00	0.000
C 7	99255	10000	NO SUPPLIES	1.0		0.000	.	.	0.00	0.000
C 7	99261	10000	NO SUPPLIES	1.0		0.000	.	.	0.00	0.000
C 7	99262	10000	NO SUPPLIES	1.0		0.000	.	.	0.00	0.000
C 7	99263	10000	NO SUPPLIES	1.0		0.000	.	.	0.00	0.000
C 7	99271	11106	drape, sheet	1.0	item	0.260	1.00	0.260	0.00	0.000
		11107	patient gown, disposable	1.0	item	0.570	1.00	0.570	0.00	0.000
		11111	exam table paper	1.0	foot	0.015	6.00	0.090	0.00	0.000
		11115	patient education booklet	1.0	item	0.920	2.00	1.840	0.00	0.000
		11302	gloves, non-sterile	1.0	pair	0.120	2.00	0.240	0.00	0.000
		11505	otoscope speculum disposable	1.0	item	0.030	1.00	0.030	0.00	0.000
		11509	thermometer probe cover, disposable	1.0	item	0.069	1.00	0.069	0.00	0.000
		11511	tongue depressor	1.0	item	0.055	1.00	0.055	0.00	0.000
		31101	swab, alcohol	1.0	item	0.017	2.00	0.034	0.00	0.000
C 7	99272	11106	drape, sheet	1.0	item	0.260	1.00	0.260	0.00	0.000
		11107	patient gown, disposable	1.0	item	0.570	1.00	0.570	0.00	0.000
		11111	exam table paper	1.0	foot	0.015	6.00	0.090	0.00	0.000
		11115	patient education booklet	1.0	item	0.920	2.00	1.840	0.00	0.000
		11302	gloves, non-sterile	1.0	pair	0.120	2.00	0.240	0.00	0.000
		11505	otoscope speculum disposable	1.0	item	0.030	1.00	0.030	0.00	0.000
		11509	thermometer probe cover, disposable	1.0	item	0.069	1.00	0.069	0.00	0.000
		11511	tongue depressor	1.0	item	0.055	1.00	0.055	0.00	0.000
		31101	swab, alcohol	1.0	item	0.017	2.00	0.034	0.00	0.000
C 7	99273	11106	drape, sheet	1.0	item	0.260	1.00	0.260	0.00	0.000
		11107	patient gown, disposable	1.0	item	0.570	1.00	0.570	0.00	0.000
		11111	exam table paper	1.0	foot	0.015	6.00	0.090	0.00	0.000
		11115	patient education booklet	1.0	item	0.920	2.00	1.840	0.00	0.000
		11302	gloves, non-sterile	1.0	pair	0.120	2.00	0.240	0.00	0.000
		11505	otoscope speculum disposable	1.0	item	0.030	1.00	0.030	0.00	0.000
		11509	thermometer probe cover, disposable	1.0	item	0.069	1.00	0.069	0.00	0.000
		11511	tongue depressor	1.0	item	0.055	1.00	0.055	0.00	0.000

CPEP 7: Evaluation & Management
Supply Profile by HCPCS Codes

CPEP	PROCCODE	SUP_CODE	DESC	PRC_CNT	PRC_UNIT	PRICE	INQCNV	IN_COST	OUTQCNV	OUT_COST
		31101	swab, alcohol	1.0	item	0.017	2.00	0.034	0.00	0.000
C 7	99274	11106	drape, sheet	1.0	item	0.260	1.00	0.260	0.00	0.000
		11107	patient gown, disposable	1.0	item	0.570	1.00	0.570	0.00	0.000
		11111	exam table paper	1.0	foot	0.015	6.00	0.090	0.00	0.000
		11115	patient education booklet	1.0	item	0.920	2.00	1.840	0.00	0.000
		11302	gloves, non-sterile	1.0	pair	0.120	2.00	0.240	0.00	0.000
		11505	otoscope speculum disposable	1.0	item	0.030	1.00	0.030	0.00	0.000
		11509	thermometer probe cover, disposable	1.0	item	0.069	1.00	0.069	0.00	0.000
		11511	tongue depressor	1.0	item	0.055	1.00	0.055	0.00	0.000
		31101	swab, alcohol	1.0	item	0.017	2.00	0.034	0.00	0.000
C 7	99275	11106	drape, sheet	1.0	item	0.260	1.00	0.260	0.00	0.000
		11107	patient gown, disposable	1.0	item	0.570	1.00	0.570	0.00	0.000
		11111	exam table paper	1.0	foot	0.015	6.00	0.090	0.00	0.000
		11115	patient education booklet	1.0	item	0.920	2.00	1.840	0.00	0.000
		11302	gloves, non-sterile	1.0	pair	0.120	2.00	0.240	0.00	0.000
		11505	otoscope speculum disposable	1.0	item	0.030	1.00	0.030	0.00	0.000
		11509	thermometer probe cover, disposable	1.0	item	0.069	1.00	0.069	0.00	0.000
		11511	tongue depressor	1.0	item	0.055	1.00	0.055	0.00	0.000
		31101	swab, alcohol	1.0	item	0.017	2.00	0.034	0.00	0.000
C 7	99281	10000	NO SUPPLIES	1.0		0.000	.	.	0.00	0.000
C 7	99282	10000	NO SUPPLIES	1.0		0.000	.	.	0.00	0.000
C 7	99283	10000	NO SUPPLIES	1.0		0.000	.	.	0.00	0.000
C 7	99284	10000	NO SUPPLIES	1.0		0.000	.	.	0.00	0.000
C 7	99285	10000	NO SUPPLIES	1.0		0.000	.	.	0.00	0.000
C 7	99291	10000	NO SUPPLIES	1.0		0.000	.	.	0.00	0.000
C 7	99292	10000	NO SUPPLIES	1.0		0.000	.	.	0.00	0.000
C 7	99295	10000	NO SUPPLIES	1.0		0.000	.	.	0.00	0.000
C 7	99296	10000	NO SUPPLIES	1.0		0.000	.	.	0.00	0.000
C 7	99297	10000	NO SUPPLIES	1.0		0.000	.	.	0.00	0.000
C 7	99301	10000	NO SUPPLIES	1.0		0.000	.	.	0.00	0.000
C 7	99302	10000	NO SUPPLIES	1.0		0.000	.	.	0.00	0.000
C 7	99303	10000	NO SUPPLIES	1.0		0.000	.	.	0.00	0.000
C 7	99311	10000	NO SUPPLIES	1.0		0.000	.	.	0.00	0.000
C 7	99312	10000	NO SUPPLIES	1.0		0.000	.	.	0.00	0.000
C 7	99313	10000	NO SUPPLIES	1.0		0.000	.	.	0.00	0.000
C 7	99321	11115	patient education booklet	1.0	item	0.920	.	.	2.00	1.840
		11302	gloves, non-sterile	1.0	pair	0.120	.	.	2.00	0.240
		11505	otoscope speculum disposable	1.0	item	0.030	.	.	1.00	0.030
		11509	thermometer probe cover, disposable	1.0	item	0.069	.	.	1.00	0.069
		11511	tongue depressor	1.0	item	0.055	.	.	1.00	0.055
		31101	swab, alcohol	1.0	item	0.017	.	.	2.00	0.034
C 7	99322	11115	patient education booklet	1.0	item	0.920	.	.	2.00	1.840
		11302	gloves, non-sterile	1.0	pair	0.120	.	.	2.00	0.240
		11505	otoscope speculum disposable	1.0	item	0.030	.	.	1.00	0.030
		11509	thermometer probe cover, disposable	1.0	item	0.069	.	.	1.00	0.069
		11511	tongue depressor	1.0	item	0.055	.	.	1.00	0.055
		31101	swab, alcohol	1.0	item	0.017	.	.	2.00	0.034
C 7	99323	11115	patient education booklet	1.0	item	0.920	.	.	2.00	1.840
		11302	gloves, non-sterile	1.0	pair	0.120	.	.	2.00	0.240
		11505	otoscope speculum disposable	1.0	item	0.030	.	.	1.00	0.030

CPEP 7: Evaluation & Management
Supply Profile by HCPCS Codes

CPEP	PROCCODE	SUP_CODE	DESC	PRC_CNT	PRC_UNIT	PRICE	INQCNV	IN_COST	OUTQCNV	OUT_COST
		11509	thermometer probe cover, disposable	1.0	item	0.069	.	.	1.00	0.069
		11511	tongue depressor	1.0	item	0.055	.	.	1.00	0.055
		31101	swab, alcohol	1.0	item	0.017	.	.	2.00	0.034
C 7	99331	11115	patient education booklet	1.0	item	0.920	.	.	2.00	1.840
		11302	gloves, non-sterile	1.0	pair	0.120	.	.	2.00	0.240
		11505	otoscope speculum disposable	1.0	item	0.030	.	.	1.00	0.030
		11509	thermometer probe cover, disposable	1.0	item	0.069	.	.	1.00	0.069
		11511	tongue depressor	1.0	item	0.055	.	.	1.00	0.055
		31101	swab, alcohol	1.0	item	0.017	.	.	2.00	0.034
C 7	99332	11115	patient education booklet	1.0	item	0.920	.	.	2.00	1.840
		11302	gloves, non-sterile	1.0	pair	0.120	.	.	2.00	0.240
		11505	otoscope speculum disposable	1.0	item	0.030	.	.	1.00	0.030
		11509	thermometer probe cover, disposable	1.0	item	0.069	.	.	1.00	0.069
		11511	tongue depressor	1.0	item	0.055	.	.	1.00	0.055
		31101	swab, alcohol	1.0	item	0.017	.	.	2.00	0.034
C 7	99333	11115	patient education booklet	1.0	item	0.920	.	.	2.00	1.840
		11302	gloves, non-sterile	1.0	pair	0.120	.	.	2.00	0.240
		11505	otoscope speculum disposable	1.0	item	0.030	.	.	1.00	0.030
		11509	thermometer probe cover, disposable	1.0	item	0.069	.	.	1.00	0.069
		11511	tongue depressor	1.0	item	0.055	.	.	1.00	0.055
		31101	swab, alcohol	1.0	item	0.017	.	.	2.00	0.034
C 7	99341	11115	patient education booklet	1.0	item	0.920	.	.	2.00	1.840
		11302	gloves, non-sterile	1.0	pair	0.120	.	.	2.00	0.240
		11505	otoscope speculum disposable	1.0	item	0.030	.	.	1.00	0.030
		11509	thermometer probe cover, disposable	1.0	item	0.069	.	.	1.00	0.069
		11511	tongue depressor	1.0	item	0.055	.	.	1.00	0.055
		31101	swab, alcohol	1.0	item	0.017	.	.	2.00	0.034
C 7	99342	11115	patient education booklet	1.0	item	0.920	.	.	2.00	1.840
		11302	gloves, non-sterile	1.0	pair	0.120	.	.	2.00	0.240
		11505	otoscope speculum disposable	1.0	item	0.030	.	.	1.00	0.030
		11509	thermometer probe cover, disposable	1.0	item	0.069	.	.	1.00	0.069
		11511	tongue depressor	1.0	item	0.055	.	.	1.00	0.055
		31101	swab, alcohol	1.0	item	0.017	.	.	2.00	0.034
C 7	99343	11115	patient education booklet	1.0	item	0.920	.	.	2.00	1.840
		11302	gloves, non-sterile	1.0	pair	0.120	.	.	2.00	0.240
		11505	otoscope speculum disposable	1.0	item	0.030	.	.	1.00	0.030
		11509	thermometer probe cover, disposable	1.0	item	0.069	.	.	1.00	0.069
		11511	tongue depressor	1.0	item	0.055	.	.	1.00	0.055
		31101	swab, alcohol	1.0	item	0.017	.	.	2.00	0.034
C 7	99351	11115	patient education booklet	1.0	item	0.920	.	.	2.00	1.840
		11302	gloves, non-sterile	1.0	pair	0.120	.	.	2.00	0.240
		11505	otoscope speculum disposable	1.0	item	0.030	.	.	1.00	0.030
		11509	thermometer probe cover, disposable	1.0	item	0.069	.	.	1.00	0.069
		11511	tongue depressor	1.0	item	0.055	.	.	1.00	0.055
		31101	swab, alcohol	1.0	item	0.017	.	.	2.00	0.034
C 7	99352	11115	patient education booklet	1.0	item	0.920	.	.	2.00	1.840
		11302	gloves, non-sterile	1.0	pair	0.120	.	.	2.00	0.240
		11505	otoscope speculum disposable	1.0	item	0.030	.	.	1.00	0.030
		11509	thermometer probe cover, disposable	1.0	item	0.069	.	.	1.00	0.069
		11511	tongue depressor	1.0	item	0.055	.	.	1.00	0.055
		31101	swab, alcohol	1.0	item	0.017	.	.	2.00	0.034
C 7	99353	11115	patient education booklet	1.0	item	0.920	.	.	2.00	1.840
		11302	gloves, non-sterile	1.0	pair	0.120	.	.	2.00	0.240
		11505	otoscope speculum disposable	1.0	item	0.030	.	.	1.00	0.030
		11509	thermometer probe cover, disposable	1.0	item	0.069	.	.	1.00	0.069
		11511	tongue depressor	1.0	item	0.055	.	.	1.00	0.055
		31101	swab, alcohol	1.0	item	0.017	.	.	2.00	0.034
C 7	99354	10000	NO SUPPLIES	1.0		0.000	0.00	0.000	.	.
C 7	99355	10000	NO SUPPLIES	1.0		0.000	0.00	0.000	.	.

CPEP 7: Evaluation & Management
Supply Profile by HCPCS Codes

CPEP	PROCCODE	SUP_CODE	DESC	PRC_CNT	PRC_UNIT	PRICE	INQCNV	IN_COST	OUTQCNV	OUT_COST
C 7	99356	10000	NO SUPPLIES	1.0		0.000	.	.	0.00	0.000
C 7	99357	10000	NO SUPPLIES	1.0		0.000	.	.	0.00	0.000
C 7	99375	10000	NO SUPPLIES	1.0		0.000	0.00	0.000	0.00	0.000
C 7	99381	11106	drape, sheet	1.0	item	0.260	1.00	0.260	.	.
		11107	patient gown, disposable	1.0	item	0.570	1.00	0.570	.	.
		11111	exam table paper	1.0	foot	0.015	6.00	0.090	.	.
		11115	patient education booklet	1.0	item	0.920	2.00	1.840	.	.
		11302	gloves, non-sterile	1.0	pair	0.120	2.00	0.240	.	.
		11505	otoscope speculum disposable	1.0	item	0.030	1.00	0.030	.	.
		11509	thermometer probe cover, disposable	1.0	item	0.069	1.00	0.069	.	.
		11511	tongue depressor	1.0	item	0.055	1.00	0.055	.	.
		31101	swab, alcohol	1.0	item	0.017	2.00	0.034	.	.
C 7	99382	11106	drape, sheet	1.0	item	0.260	1.00	0.260	.	.
		11107	patient gown, disposable	1.0	item	0.570	1.00	0.570	.	.
		11111	exam table paper	1.0	foot	0.015	6.00	0.090	.	.
		11115	patient education booklet	1.0	item	0.920	2.00	1.840	.	.
		11302	gloves, non-sterile	1.0	pair	0.120	2.00	0.240	.	.
		11505	otoscope speculum disposable	1.0	item	0.030	1.00	0.030	.	.
		11509	thermometer probe cover, disposable	1.0	item	0.069	1.00	0.069	.	.
		11511	tongue depressor	1.0	item	0.055	1.00	0.055	.	.
		31101	swab, alcohol	1.0	item	0.017	2.00	0.034	.	.
C 7	99383	11106	drape, sheet	1.0	item	0.260	1.00	0.260	.	.
		11107	patient gown, disposable	1.0	item	0.570	1.00	0.570	.	.
		11111	exam table paper	1.0	foot	0.015	6.00	0.090	.	.
		11115	patient education booklet	1.0	item	0.920	2.00	1.840	.	.
		11302	gloves, non-sterile	1.0	pair	0.120	2.00	0.240	.	.
		11505	otoscope speculum disposable	1.0	item	0.030	1.00	0.030	.	.
		11509	thermometer probe cover, disposable	1.0	item	0.069	1.00	0.069	.	.
		11511	tongue depressor	1.0	item	0.055	1.00	0.055	.	.
		31101	swab, alcohol	1.0	item	0.017	2.00	0.034	.	.
C 7	99384	11106	drape, sheet	1.0	item	0.260	1.00	0.260	.	.
		11107	patient gown, disposable	1.0	item	0.570	1.00	0.570	.	.
		11111	exam table paper	1.0	foot	0.015	6.00	0.090	.	.
		11115	patient education booklet	1.0	item	0.920	2.00	1.840	.	.
		11302	gloves, non-sterile	1.0	pair	0.120	2.00	0.240	.	.
		11505	otoscope speculum disposable	1.0	item	0.030	1.00	0.030	.	.
		11509	thermometer probe cover, disposable	1.0	item	0.069	1.00	0.069	.	.
		11511	tongue depressor	1.0	item	0.055	1.00	0.055	.	.
		31101	swab, alcohol	1.0	item	0.017	2.00	0.034	.	.
C 7	99385	11106	drape, sheet	1.0	item	0.260	1.00	0.260	.	.
		11107	patient gown, disposable	1.0	item	0.570	1.00	0.570	.	.
		11111	exam table paper	1.0	foot	0.015	6.00	0.090	.	.
		11115	patient education booklet	1.0	item	0.920	2.00	1.840	.	.
		11302	gloves, non-sterile	1.0	pair	0.120	2.00	0.240	.	.
		11505	otoscope speculum disposable	1.0	item	0.030	1.00	0.030	.	.
		11509	thermometer probe cover, disposable	1.0	item	0.069	1.00	0.069	.	.
		11511	tongue depressor	1.0	item	0.055	1.00	0.055	.	.
		11530	speculum (50% of the time)	1.0	item	0.390	1.00	0.390	.	.
		31101	swab, alcohol	1.0	item	0.017	2.00	0.034	.	.
C 7	99386	11106	drape, sheet	1.0	item	0.260	1.00	0.260	.	.
		11107	patient gown, disposable	1.0	item	0.570	1.00	0.570	.	.
		11111	exam table paper	1.0	foot	0.015	6.00	0.090	.	.
		11115	patient education booklet	1.0	item	0.920	2.00	1.840	.	.
		11302	gloves, non-sterile	1.0	pair	0.120	2.00	0.240	.	.
		11505	otoscope speculum disposable	1.0	item	0.030	1.00	0.030	.	.
		11509	thermometer probe cover, disposable	1.0	item	0.069	1.00	0.069	.	.
		11511	tongue depressor	1.0	item	0.055	1.00	0.055	.	.
		11530	speculum (50% of the time)	1.0	item	0.390	1.00	0.390	.	.
		31101	swab, alcohol	1.0	item	0.017	2.00	0.034	.	.
C 7	99387	11106	drape, sheet	1.0	item	0.260	1.00	0.260	.	.
		11107	patient gown, disposable	1.0	item	0.570	1.00	0.570	.	.
		11111	exam table paper	1.0	foot	0.015	6.00	0.090	.	.

CPEP 7: Evaluation & Management
Supply Profile by HCPCS Codes

CPEP	PROCCODE	SUP_CODE	DESC	PRC_CNT	PRC_UNIT	PRICE	INQCNV	IN_COST	OUTQCNV	OUT_COST
		11115	patient education booklet	1.0	item	0.920	2.00	1.840	.	.
		11302	gloves, non-sterile	1.0	pair	0.120	2.00	0.240	.	.
		11505	otoscope speculum disposable	1.0	item	0.030	1.00	0.030	.	.
		11509	thermometer probe cover, disposable	1.0	item	0.069	1.00	0.069	.	.
		11511	tongue depressor	1.0	item	0.055	1.00	0.055	.	.
		11530	speculum (50% of the time)	1.0	item	0.390	1.00	0.390	.	.
		31101	swab, alcohol	1.0	item	0.017	2.00	0.034	.	.
C 7	99391	11106	drape, sheet	1.0	item	0.260	1.00	0.260	.	.
		11107	patient gown, disposable	1.0	item	0.570	1.00	0.570	.	.
		11111	exam table paper	1.0	foot	0.015	6.00	0.090	.	.
		11115	patient education booklet	1.0	item	0.920	2.00	1.840	.	.
		11302	gloves, non-sterile	1.0	pair	0.120	2.00	0.240	.	.
		11505	otoscope speculum disposable	1.0	item	0.030	1.00	0.030	.	.
		11509	thermometer probe cover, disposable	1.0	item	0.069	1.00	0.069	.	.
		11511	tongue depressor	1.0	item	0.055	1.00	0.055	.	.
		31101	swab, alcohol	1.0	item	0.017	2.00	0.034	.	.
C 7	99392	11106	drape, sheet	1.0	item	0.260	1.00	0.260	.	.
		11107	patient gown, disposable	1.0	item	0.570	1.00	0.570	.	.
		11111	exam table paper	1.0	foot	0.015	6.00	0.090	.	.
		11115	patient education booklet	1.0	item	0.920	2.00	1.840	.	.
		11302	gloves, non-sterile	1.0	pair	0.120	2.00	0.240	.	.
		11505	otoscope speculum disposable	1.0	item	0.030	1.00	0.030	.	.
		11509	thermometer probe cover, disposable	1.0	item	0.069	1.00	0.069	.	.
		11511	tongue depressor	1.0	item	0.055	1.00	0.055	.	.
		31101	swab, alcohol	1.0	item	0.017	2.00	0.034	.	.
C 7	99393	11106	drape, sheet	1.0	item	0.260	1.00	0.260	.	.
		11107	patient gown, disposable	1.0	item	0.570	1.00	0.570	.	.
		11111	exam table paper	1.0	foot	0.015	6.00	0.090	.	.
		11115	patient education booklet	1.0	item	0.920	2.00	1.840	.	.
		11302	gloves, non-sterile	1.0	pair	0.120	2.00	0.240	.	.
		11505	otoscope speculum disposable	1.0	item	0.030	1.00	0.030	.	.
		11509	thermometer probe cover, disposable	1.0	item	0.069	1.00	0.069	.	.
		11511	tongue depressor	1.0	item	0.055	1.00	0.055	.	.
		31101	swab, alcohol	1.0	item	0.017	2.00	0.034	.	.
C 7	99394	11106	drape, sheet	1.0	item	0.260	1.00	0.260	.	.
		11107	patient gown, disposable	1.0	item	0.570	1.00	0.570	.	.
		11111	exam table paper	1.0	foot	0.015	6.00	0.090	.	.
		11115	patient education booklet	1.0	item	0.920	2.00	1.840	.	.
		11302	gloves, non-sterile	1.0	pair	0.120	2.00	0.240	.	.
		11505	otoscope speculum disposable	1.0	item	0.030	1.00	0.030	.	.
		11509	thermometer probe cover, disposable	1.0	item	0.069	1.00	0.069	.	.
		11511	tongue depressor	1.0	item	0.055	1.00	0.055	.	.
		31101	swab, alcohol	1.0	item	0.017	2.00	0.034	.	.
C 7	99395	11106	drape, sheet	1.0	item	0.260	1.00	0.260	.	.
		11107	patient gown, disposable	1.0	item	0.570	1.00	0.570	.	.
		11111	exam table paper	1.0	foot	0.015	6.00	0.090	.	.
		11115	patient education booklet	1.0	item	0.920	2.00	1.840	.	.
		11302	gloves, non-sterile	1.0	pair	0.120	2.00	0.240	.	.
		11505	otoscope speculum disposable	1.0	item	0.030	1.00	0.030	.	.
		11509	thermometer probe cover, disposable	1.0	item	0.069	1.00	0.069	.	.
		11511	tongue depressor	1.0	item	0.055	1.00	0.055	.	.
		11530	speculum (50% of the time)	1.0	item	0.390	1.00	0.390	.	.
		31101	swab, alcohol	1.0	item	0.017	2.00	0.034	.	.
C 7	99396	11106	drape, sheet	1.0	item	0.260	1.00	0.260	.	.
		11107	patient gown, disposable	1.0	item	0.570	1.00	0.570	.	.
		11111	exam table paper	1.0	foot	0.015	6.00	0.090	.	.
		11115	patient education booklet	1.0	item	0.920	2.00	1.840	.	.
		11302	gloves, non-sterile	1.0	pair	0.120	2.00	0.240	.	.
		11505	otoscope speculum disposable	1.0	item	0.030	1.00	0.030	.	.
		11509	thermometer probe cover, disposable	1.0	item	0.069	1.00	0.069	.	.
		11511	tongue depressor	1.0	item	0.055	1.00	0.055	.	.
		11530	speculum (50% of the time)	1.0	item	0.390	1.00	0.390	.	.
		31101	swab, alcohol	1.0	item	0.017	2.00	0.034	.	.
C 7	99397	11106	drape, sheet	1.0	item	0.260	1.00	0.260	.	.

CPEP 7: Evaluation & Management
Supply Profile by HCPCS Codes

CPEP	PROCCODE	SUP_CODE	DESC	PRC_CNT	PRC_UNIT	PRICE	INQCNV	IN_COST	OUTQCNV	OUT_COST
		11107	patient gown, disposable	1.0	item	0.570	1.00	0.570	.	.
		11111	exam table paper	1.0	foot	0.015	6.00	0.090	.	.
		11115	patient education booklet	1.0	item	0.920	2.00	1.840	.	.
		11302	gloves, non-sterile	1.0	pair	0.120	2.00	0.240	.	.
		11505	otoscope speculum disposable	1.0	item	0.030	1.00	0.030	.	.
		11509	thermometer probe cover, disposable	1.0	item	0.069	1.00	0.069	.	.
		11511	tongue depressor	1.0	item	0.055	1.00	0.055	.	.
		11530	speculum (50% of the time)	1.0	item	0.390	1.00	0.390	.	.
		31101	swab, alcohol	1.0	item	0.017	2.00	0.034	.	.
C 7	99401	11115	patient education booklet	1.0	item	0.920	2.00	1.840	.	.
C 7	99402	11115	patient education booklet	1.0	item	0.920	2.00	1.840	.	.
C 7	99403	11115	patient education booklet	1.0	item	0.920	2.00	1.840	.	.
C 7	99404	11115	patient education booklet	1.0	item	0.920	2.00	1.840	.	.
C 7	99431	10000	NO SUPPLIES	1.0		0.000	.	.	0.00	0.000
C 7	99432	11106	drape, sheet	1.0	item	0.260	1.00	0.260	.	.
		11107	patient gown, disposable	1.0	item	0.570	1.00	0.570	.	.
		11111	exam table paper	1.0	foot	0.015	6.00	0.090	.	.
		11115	patient education booklet	1.0	item	0.920	2.00	1.840	.	.
		11302	gloves, non-sterile	1.0	pair	0.120	2.00	0.240	.	.
		11505	otoscope speculum disposable	1.0	item	0.030	1.00	0.030	.	.
		11509	thermometer probe cover, disposable	1.0	item	0.069	1.00	0.069	.	.
		11511	tongue depressor	1.0	item	0.055	1.00	0.055	.	.
		31101	swab, alcohol	1.0	item	0.017	2.00	0.034	.	.
C 7	99433	10000	NO SUPPLIES	1.0		0.000	.	.	0.00	0.000
C 7	99440	10000	NO SUPPLIES	1.0		0.000	.	.	0.00	0.000
C 7	M0064	11117	tissue, box of 50	1.0	item	0.220	0.20	0.044	0.00	0.000
C 7	Q0035	10090	CODE NOT COSTED
C 7	R0076	10090	CODE NOT COSTED



**Procedure-Specific Clinical Equipment Profile by HCPCS Code
(PXEQCAP)**

- CPEP:** The Clinical Practice Expert Panel (abbreviated CPEP) that provided the estimates for the associated service.
- PROCCODE:** The HCFA Common Procedure Coding System (HCPCS) Code for the specified service.
- EQP_CODE:** Alphanumeric code for a unique type of equipment, as assigned by Abt Associates Inc.
- DESC:** Description of the clinical equipment \$500 or more.
- PRICE:** The purchase price of the equipment.
- LIFE:** The estimated useful life of the equipment, in years.
- INTRATE:** The interest rate used to calculate the annualized opportunity cost (CAPFRAC) of the item of equipment.
- CAPFRAC:** Factor used to inflate the capital acquisition cost to reflect the cost of capital over time.
- ANNFACT:** Factor to multiply by the equipment purchase price, PRICE, to obtain the total annualized cost of the equipment. This factor incorporates both the cost of capital over time (e.g., loan interest payments) and the annual maintenance cost expressed as a percentage of acquisition cost.
- COST_MIN:** The estimated cost per minute of use of the equipment for the service.
- IN:** For the specified service, this variable indicates whether the service was profiled for the "in-office" location.
- OUT:** For the specified service, this variable indicates whether the service was profiled for the "out-office" location.
- EQTI:** The estimated total number of minutes that the equipment was assumed to be used for the service when provided in the in-office setting.
- PXEQ_I:** The allocated cost, in dollars, of all service-specific equipment assigned by the CPEP with the provision of this service in the office.
- EQTO:** The estimated total number of minutes that the equipment was assumed to be used for the service when provided in the out-of-office setting.
- PXEQ_O:** The allocated cost, in dollars, of all service-specific equipment assigned by the CPEP with the provision of this service out of the office.

[The text in this section is extremely faint and illegible. It appears to be a list or a series of entries, possibly a table of contents or a list of items, but the specific details cannot be discerned.]

•

•

CPEP 7: Evaluation & Management
 Procedure Specific Clinical Equipment Profile by HCPCS Code

CPEP	PROCCODE	EQP_CODE	DESC	PRICE	LIFE	INTRATE	CAPFRAC	ANFAC	COST_MIN	IN	OUT	EQTI	PXEQ_I	EQTO	PXEQ_0
C 7	20660	E99990	CODE NOT COSTED	N	N
C 7	20662	E99990	CODE NOT COSTED	N	N
C 7	20663	E99990	CODE NOT COSTED	N	N
C 7	20665	E99990	CODE NOT COSTED	N	N
C 7	29000	E99990	CODE NOT COSTED	N	N
C 7	29010	E99990	CODE NOT COSTED	N	N
C 7	29015	E99990	CODE NOT COSTED	N	N
C 7	29020	E99990	CODE NOT COSTED	N	N
C 7	29025	E99990	CODE NOT COSTED	N	N
C 7	29035	E99990	CODE NOT COSTED	N	N
C 7	29040	E99990	CODE NOT COSTED	N	N
C 7	29044	E99990	CODE NOT COSTED	N	N
C 7	29046	E99990	CODE NOT COSTED	N	N
C 7	29049	E99990	CODE NOT COSTED	N	N
C 7	29055	E99990	CODE NOT COSTED	N	N
C 7	29058	E99990	CODE NOT COSTED	N	N
C 7	29065	E99997	NO EQUIPMENT	0.00	0.0	Y	Y	0	0.00	0	0
C 7	29075	E99997	NO EQUIPMENT	0.00	0.0	Y	Y	0	0.00	0	0
C 7	29085	E99997	NO EQUIPMENT	0.00	0.0	Y	Y	0	0.00	0	0
C 7	29105	E99997	NO EQUIPMENT	0.00	0.0	Y	Y	0	0.00	0	0
C 7	29125	E99997	NO EQUIPMENT	0.00	0.0	Y	Y	0	0.00	0	0
C 7	29126	E99990	CODE NOT COSTED	N	N
C 7	29130	E99997	NO EQUIPMENT	0.00	0.0	Y	Y	0	0.00	0	0
C 7	29131	E99990	CODE NOT COSTED	N	N
C 7	29200	E99997	NO EQUIPMENT	0.00	0.0	Y	Y	0	0.00	0	0
C 7	29220	E99997	NO EQUIPMENT	0.00	0.0	Y	Y	0	0.00	0	0

CPEP 7: Evaluation & Management
 Procedure Specific Clinical Equipment Profile by HCPCS Code

CPEP	PROCCODE	EQP_CODE	DESC	PRICE	LIFE	INTRATE	CAPFRAC	ANNFACT	COST_MIN	IN	OUT	EQTI	PXEQ_I	EQTO	PXEQ_O
C 7	29240	E99997	NO EQUIPMENT	0.00	0.0	Y	Y	0	0.00	0	0
C 7	29260	E99997	NO EQUIPMENT	0.00	0.0	Y	Y	0	0.00	0	0
C 7	29280	E99997	NO EQUIPMENT	0.00	0.0	Y	Y	0	0.00	0	0
C 7	29305	E99990	CODE NOT COSTED	N	N
C 7	29325	E99990	CODE NOT COSTED	N	N
C 7	29345	E99997	NO EQUIPMENT	0.00	0.0	Y	Y	0	0.00	0	0
C 7	29355	E99997	NO EQUIPMENT	0.00	0.0	Y	Y	0	0.00	0	0
C 7	29358	E99990	CODE NOT COSTED	N	N
C 7	29365	E99997	NO EQUIPMENT	0.00	0.0	Y	Y	0	0.00	0	0
C 7	29405	E99997	NO EQUIPMENT	0.00	0.0	Y	Y	0	0.00	0	0
C 7	29425	E99997	NO EQUIPMENT	0.00	0.0	Y	Y	0	0.00	0	0
C 7	29435	E99990	CODE NOT COSTED	N	N
C 7	29440	E99997	NO EQUIPMENT	0.00	0.0	Y	Y	0	0.00	0	0
C 7	29445	E99990	CODE NOT COSTED	N	N
C 7	29450	E99990	CODE NOT COSTED	N	N
C 7	29505	E99990	CODE NOT COSTED	N	N
C 7	29515	E99990	CODE NOT COSTED	N	N
C 7	29520	E99997	NO EQUIPMENT	0.00	0.0	Y	Y	0	0.00	0	0
C 7	29530	E99997	NO EQUIPMENT	0.00	0.0	Y	Y	0	0.00	0	0
C 7	29540	E99997	NO EQUIPMENT	0.00	0.0	Y	Y	0	0.00	0	0
C 7	29550	E99997	NO EQUIPMENT	0.00	0.0	Y	Y	0	0.00	0	0
C 7	29580	E99997	NO EQUIPMENT	0.00	0.0	Y	Y	0	0.00	0	0
C 7	29590	E99990	CODE NOT COSTED	N	N
C 7	29700	E30022	cast cutter	1295.00	7.0	0.105	0.20880	0.25880	.003192	Y	Y	25	0.08	0	0
C 7	29705	E30022	cast cutter	1295.00	7.0	0.105	0.20880	0.25880	.003192	Y	Y	25	0.08	0	0
C 7	29710	E99990	CODE NOT COSTED	N	N

CPEP 7: Evaluation & Management
 Procedure Specific Clinical Equipment Profile by HCPCS Code

CPEP	PROCCODE	EQP_CODE	DESC	PRICE	LIFE	INTRATE	CAPFRAC	ANNFACT	COST_MIN	IN	OUT	EQTI	PXEQ_I	EQTO	PXEQ_O
C 7	29715	E99990	CODE NOT COSTED	N	N
C 7	29720	E99990	CODE NOT COSTED	N	N
C 7	29730	E30022	cast cutter	1295.00	7.0	0.105	0.20880	0.25880	.003192	Y	Y	20	0.06	0	0
C 7	29740	E30022	cast cutter	1295.00	7.0	0.105	0.20880	0.25880	.003192	Y	Y	20	0.06	0	0
C 7	29750	E99990	CODE NOT COSTED	N	N
C 7	86485	E99997	NO EQUIPMENT	0.00	0.0	Y	N	0	0.00	.	.
C 7	86490	E99997	NO EQUIPMENT	0.00	0.0	Y	N	0	0.00	.	.
C 7	86510	E99997	NO EQUIPMENT	0.00	0.0	Y	N	0	0.00	.	.
C 7	86580	E99997	NO EQUIPMENT	0.00	0.0	Y	N	0	0.00	.	.
C 7	86585	E99997	NO EQUIPMENT	0.00	0.0	Y	N	0	0.00	.	.
C 7	90801	E99997	NO EQUIPMENT	0.00	0.0	Y	N	0	0.00	.	.
C 7	90820	E99997	NO EQUIPMENT	0.00	0.0	Y	Y	0	0.00	0	0
C 7	90825	E99997	NO EQUIPMENT	0.00	0.0	Y	Y	0	0.00	0	0
C 7	90830	E99997	NO EQUIPMENT	0.00	0.0	N	Y	.	.	0	0
C 7	90835	E99997	NO EQUIPMENT	0.00	0.0	Y	Y	0	0.00	0	0
C 7	90842	E99997	NO EQUIPMENT	0.00	0.0	Y	Y	0	0.00	0	0
C 7	90843	E99997	NO EQUIPMENT	0.00	0.0	Y	Y	0	0.00	0	0
C 7	90844	E99997	NO EQUIPMENT	0.00	0.0	Y	Y	0	0.00	0	0
C 7	90845	E99997	NO EQUIPMENT	0.00	0.0	Y	Y	0	0.00	0	0
C 7	90846	E99997	NO EQUIPMENT	0.00	0.0	Y	Y	0	0.00	0	0
C 7	90847	E99997	NO EQUIPMENT	0.00	0.0	Y	Y	0	0.00	0	0
C 7	90849	E99997	NO EQUIPMENT	0.00	0.0	Y	Y	0	0.00	0	0
C 7	90853	E99997	NO EQUIPMENT	0.00	0.0	Y	Y	0	0.00	0	0
C 7	90855	E99997	NO EQUIPMENT	0.00	0.0	Y	Y	0	0.00	0	0
C 7	90857	E99997	NO EQUIPMENT	0.00	0.0	Y	Y	0	0.00	0	0
C 7	90862	E99997	NO EQUIPMENT	0.00	0.0	Y	Y	0	0.00	0	0

CPEP 7: Evaluation & Management
 Procedure Specific Clinical Equipment Profile by HCPCS Code

CPEP	PROCCODE	EQP_CODE	DESC	PRICE	LIFE	INTRATE	CAPFRAC	ANNFACT	COST_MIN	IN	OUT	EQTI	PXEQ_I	EQTO	PXEQ_O
C 7	90870	E99997	NO EQUIPMENT	0.00	0.0	N	Y	.	.	0	0
C 7	90871	E99997	NO EQUIPMENT	0.00	0.0	N	Y	.	.	0	0
C 7	90880	E99997	NO EQUIPMENT	0.00	0.0	Y	Y	0	0.00	0	0
C 7	90887	E99997	NO EQUIPMENT	0.00	0.0	Y	Y	0	0.00	0	0
C 7	90900	E52003	Pentium computer	2800.00	5.0	0.105	0.26718	0.31718	.008458	Y	Y	55	0.47	0	0
C 7	90902	E52003	Pentium computer	2800.00	5.0	0.105	0.26718	0.31718	.008458	Y	Y	55	0.47	0	0
C 7	90904	E52003	Pentium computer	2800.00	5.0	0.105	0.26718	0.31718	.008458	Y	Y	55	0.47	0	0
C 7	90906	E52003	Pentium computer	2800.00	5.0	0.105	0.26718	0.31718	.008458	Y	Y	55	0.47	0	0
C 7	90908	E52003	Pentium computer	2800.00	5.0	0.105	0.26718	0.31718	.008458	Y	Y	55	0.47	0	0
C 7	90910	E52003	Pentium computer	2800.00	5.0	0.105	0.26718	0.31718	.008458	Y	Y	55	0.47	0	0
C 7	90911	E52003	Pentium computer	2800.00	5.0	0.105	0.26718	0.31718	.008458	Y	Y	55	0.47	0	0
C 7	90915	E52003	Pentium computer	2800.00	5.0	0.105	0.26718	0.31718	.008458	Y	Y	55	0.47	0	0
C 7	93000	E55008	Holter Monitor	2590.00	7.0	0.105	0.20880	0.25880	.006384	Y	N	25	0.16	.	.
C 7	93005	E55008	Holter Monitor	2590.00	7.0	0.105	0.20880	0.25880	.006384	Y	Y	25	0.16	0	0
C 7	93010	E99997	NO EQUIPMENT	0.00	0.0	N	Y	.	.	0	0
C 7	93012	E55007	cardiac monitor	2500.00	5.0	0.105	0.26718	0.31718	.007552	Y	Y	25	0.19	0	0
C 7	93014	E99997	NO EQUIPMENT	0.00	0.0	N	Y	.	.	0	0
C 7	93040	E55008	Holter Monitor	2590.00	7.0	0.105	0.20880	0.25880	.006384	Y	N	25	0.16	.	.
C 7	93041	E55008	Holter Monitor	2590.00	7.0	0.105	0.20880	0.25880	.006384	Y	Y	25	0.16	0	0
C 7	93042	E99997	NO EQUIPMENT	0.00	0.0	N	Y	.	.	0	0
C 7	93220	E99998	INCOMPLETE PROFILE	Y	N
C 7	93221	E99998	INCOMPLETE PROFILE	Y	N
C 7	93222	E99997	NO EQUIPMENT	0.00	0.0	N	Y	.	.	0	0
C 7	93272	E99997	NO EQUIPMENT	0.00	0.0	N	Y	.	.	0	0
C 7	93278	E99998	INCOMPLETE PROFILE	Y	Y
C 7	94640	E99997	NO EQUIPMENT	0.00	0.0	Y	Y	0	0.00	0	0

CPEP 7: Evaluation & Management
 Procedure Specific Clinical Equipment Profile by HCPCS Code

CPEP	PROCCODE	EQP_CODE	DESC	PRICE	LIFE	INTRATE	CAPFRAC	ANNFACT	COST_MIN	IN	OUT	EQTI	PXEQ_I	EQTO	PXEQ_O
C 7	94642	E99997	NO EQUIPMENT	0.00	0.0	Y	N	0	0.00	.	.
C 7	94650	E99997	NO EQUIPMENT	0.00	0.0	Y	N	0	0.00	.	.
C 7	94651	E99997	NO EQUIPMENT	0.00	0.0	Y	Y	0	0.00	0	0
C 7	94652	E99997	NO EQUIPMENT	0.00	0.0	N	Y	.	.	0	0
C 7	94664	E99997	NO EQUIPMENT	0.00	0.0	Y	N	0	0.00	.	.
C 7	94665	E99997	NO EQUIPMENT	0.00	0.0	Y	Y	0	0.00	0	0
C 7	94667	E99997	NO EQUIPMENT	0.00	0.0	Y	Y	0	0.00	0	0
C 7	94668	E99997	NO EQUIPMENT	0.00	0.0	Y	Y	0	0.00	0	0
C 7	95880	E99997	NO EQUIPMENT	0.00	0.0	Y	Y	0	0.00	0	0
C 7	95881	E12001	developmental testing instrument-average	595.00	7.5	0.110	0.20264	0.25264	.001432	Y	Y	94	0.13	0	0
C 7	95882	E12002	neurobehavioral status instrument-average	717.49	7.5	0.110	0.20264	0.25264	.001726	Y	Y	94	0.16	0	0
C 7	95883	E12002	neurobehavioral status instrument-average	717.49	7.5	0.110	0.20264	0.25264	.001726	Y	Y	94	0.16	0	0
C 7	99175	E99997	NO EQUIPMENT	0.00	0.0	Y	Y	0	0.00	0	0
C 7	99178	E12001	developmental testing instrument-average	595.00	7.5	0.110	0.20264	0.25264	.001432	Y	Y	94	0.13	0	0
C 7	99183	E99997	NO EQUIPMENT	0.00	0.0	N	Y	.	.	0	0
C 7	99201	E99997	NO EQUIPMENT	0.00	0.0	Y	N	0	0.00	.	.
C 7	99202	E99997	NO EQUIPMENT	0.00	0.0	Y	N	0	0.00	.	.
C 7	99203	E99997	NO EQUIPMENT	0.00	0.0	Y	N	0	0.00	.	.
C 7	99204	E99997	NO EQUIPMENT	0.00	0.0	Y	N	0	0.00	.	.
C 7	99205	E99997	NO EQUIPMENT	0.00	0.0	Y	N	0	0.00	.	.
C 7	99211	E99997	NO EQUIPMENT	0.00	0.0	Y	N	0	0.00	.	.
C 7	99212	E99997	NO EQUIPMENT	0.00	0.0	Y	N	0	0.00	.	.
C 7	99213	E99997	NO EQUIPMENT	0.00	0.0	Y	N	0	0.00	.	.
C 7	99214	E99997	NO EQUIPMENT	0.00	0.0	Y	N	0	0.00	.	.
C 7	99215	E99997	NO EQUIPMENT	0.00	0.0	Y	N	0	0.00	.	.
C 7	99217	E99997	NO EQUIPMENT	0.00	0.0	N	Y	.	.	0	0

CPEP 7: Evaluation & Management
 Procedure Specific Clinical Equipment Profile by HCPCS Code

CPEP	PROCCODE	EQP_CODE	DESC	PRICE	LIFE	INTRATE	CAPFRAC	ANNFACT	COST_MIN	IN	OUT	EQTI	PXEQ_I	EQTO	PXEQ_0
C 7	99218	E99997	NO EQUIPMENT	0.00	0.0	N	Y	.	.	0	0
C 7	99219	E99997	NO EQUIPMENT	0.00	0.0	N	Y	.	.	0	0
C 7	99220	E99997	NO EQUIPMENT	0.00	0.0	N	Y	.	.	0	0
C 7	99221	E99997	NO EQUIPMENT	0.00	0.0	N	Y	.	.	0	0
C 7	99222	E99997	NO EQUIPMENT	0.00	0.0	N	Y	.	.	0	0
C 7	99223	E99997	NO EQUIPMENT	0.00	0.0	N	Y	.	.	0	0
C 7	99231	E99997	NO EQUIPMENT	0.00	0.0	N	Y	.	.	0	0
C 7	99232	E99997	NO EQUIPMENT	0.00	0.0	N	Y	.	.	0	0
C 7	99233	E99997	NO EQUIPMENT	0.00	0.0	N	Y	.	.	0	0
C 7	99238	E99997	NO EQUIPMENT	0.00	0.0	N	Y	.	.	0	0
C 7	99241	E99997	NO EQUIPMENT	0.00	0.0	Y	Y	0	0.00	0	0
C 7	99242	E99997	NO EQUIPMENT	0.00	0.0	Y	Y	0	0.00	0	0
C 7	99243	E99997	NO EQUIPMENT	0.00	0.0	Y	Y	0	0.00	0	0
C 7	99244	E99997	NO EQUIPMENT	0.00	0.0	Y	Y	0	0.00	0	0
C 7	99245	E99997	NO EQUIPMENT	0.00	0.0	Y	Y	0	0.00	0	0
C 7	99251	E99997	NO EQUIPMENT	0.00	0.0	N	Y	.	.	0	0
C 7	99252	E99997	NO EQUIPMENT	0.00	0.0	N	Y	.	.	0	0
C 7	99253	E99997	NO EQUIPMENT	0.00	0.0	N	Y	.	.	0	0
C 7	99254	E99997	NO EQUIPMENT	0.00	0.0	N	Y	.	.	0	0
C 7	99255	E99997	NO EQUIPMENT	0.00	0.0	N	Y	.	.	0	0
C 7	99261	E99997	NO EQUIPMENT	0.00	0.0	N	Y	.	.	0	0
C 7	99262	E99997	NO EQUIPMENT	0.00	0.0	N	Y	.	.	0	0
C 7	99263	E99997	NO EQUIPMENT	0.00	0.0	N	Y	.	.	0	0
C 7	99271	E99997	NO EQUIPMENT	0.00	0.0	Y	Y	0	0.00	0	0
C 7	99272	E99997	NO EQUIPMENT	0.00	0.0	Y	Y	0	0.00	0	0
C 7	99273	E99997	NO EQUIPMENT	0.00	0.0	Y	Y	0	0.00	0	0

CPEP 7: Evaluation & Management
 Procedure Specific Clinical Equipment Profile by HCPCS Code


CPEP	PROCCODE	EQP_CODE	DESC	PRICE	LIFE	INTRATE	CAPFRAC	ANNFACT	COST_MIN	IN	OUT	EQ11	PXEQ_I	EQTO	PXEQ_O
C 7	99274	E99997	NO EQUIPMENT	0.00	0.0	Y	Y	0	0.00	0	0
C 7	99275	E99997	NO EQUIPMENT	0.00	0.0	Y	Y	0	0.00	0	0
C 7	99281	E99997	NO EQUIPMENT	0.00	0.0	N	Y	.	.	0	0
C 7	99282	E99997	NO EQUIPMENT	0.00	0.0	N	Y	.	.	0	0
C 7	99283	E99997	NO EQUIPMENT	0.00	0.0	N	Y	.	.	0	0
C 7	99284	E99997	NO EQUIPMENT	0.00	0.0	N	Y	.	.	0	0
C 7	99285	E99997	NO EQUIPMENT	0.00	0.0	N	Y	.	.	0	0
C 7	99291	E99997	NO EQUIPMENT	0.00	0.0	N	Y	.	.	0	0
C 7	99292	E99997	NO EQUIPMENT	0.00	0.0	N	Y	.	.	0	0
C 7	99295	E99997	NO EQUIPMENT	0.00	0.0	N	Y	.	.	0	0
C 7	99296	E99997	NO EQUIPMENT	0.00	0.0	N	Y	.	.	0	0
C 7	99297	E99997	NO EQUIPMENT	0.00	0.0	N	Y	.	.	0	0
C 7	99301	E99997	NO EQUIPMENT	0.00	0.0	N	Y	.	.	0	0
C 7	99302	E99997	NO EQUIPMENT	0.00	0.0	N	Y	.	.	0	0
C 7	99303	E99997	NO EQUIPMENT	0.00	0.0	N	Y	.	.	0	0
C 7	99311	E99997	NO EQUIPMENT	0.00	0.0	N	Y	.	.	0	0
C 7	99312	E99997	NO EQUIPMENT	0.00	0.0	N	Y	.	.	0	0
C 7	99313	E99997	NO EQUIPMENT	0.00	0.0	N	Y	.	.	0	0
C 7	99321	E99997	NO EQUIPMENT	0.00	0.0	N	Y	.	.	0	0
C 7	99322	E99997	NO EQUIPMENT	0.00	0.0	N	Y	.	.	0	0
C 7	99323	E99997	NO EQUIPMENT	0.00	0.0	N	Y	.	.	0	0
C 7	99331	E99997	NO EQUIPMENT	0.00	0.0	N	Y	.	.	0	0
C 7	99332	E99997	NO EQUIPMENT	0.00	0.0	N	Y	.	.	0	0
C 7	99333	E99997	NO EQUIPMENT	0.00	0.0	N	Y	.	.	0	0
C 7	99341	E99997	NO EQUIPMENT	0.00	0.0	N	Y	.	.	0	0
C 7	99342	E99997	NO EQUIPMENT	0.00	0.0	N	Y	.	.	0	0


CPEP 7: Evaluation & Management
 Procedure Specific Clinical Equipment Profile by HCPCS Code


CPEP	PROCCODE	EQP_CODE	DESC	PRICE	LIFE	INTRATE	CAPFRAC	ANNFACT	COST_MIN	IN	OUT	EQTI	PXEQ_I	EQTO	PXEQ_O
C 7	99343	E99997	NO EQUIPMENT	0.00	0.0	N	Y	.	.	0	0
C 7	99351	E99997	NO EQUIPMENT	0.00	0.0	N	Y	.	.	0	0
C 7	99352	E99997	NO EQUIPMENT	0.00	0.0	N	Y	.	.	0	0
C 7	99353	E99997	NO EQUIPMENT	0.00	0.0	N	Y	.	.	0	0
C 7	99354	E99997	NO EQUIPMENT	0.00	0.0	Y	N	0	0.00	.	.
C 7	99355	E99997	NO EQUIPMENT	0.00	0.0	Y	N	0	0.00	.	.
C 7	99356	E99997	NO EQUIPMENT	0.00	0.0	N	Y	.	.	0	0
C 7	99357	E99997	NO EQUIPMENT	0.00	0.0	N	Y	.	.	0	0
C 7	99375	E99997	NO EQUIPMENT	0.00	0.0	Y	Y	0	0.00	0	0
C 7	99381	E99997	NO EQUIPMENT	0.00	0.0	Y	N	0	0.00	.	.
C 7	99382	E99997	NO EQUIPMENT	0.00	0.0	Y	N	0	0.00	.	.
C 7	99383	E99997	NO EQUIPMENT	0.00	0.0	Y	N	0	0.00	.	.
C 7	99384	E99997	NO EQUIPMENT	0.00	0.0	Y	N	0	0.00	.	.
C 7	99385	E99997	NO EQUIPMENT	0.00	0.0	Y	N	0	0.00	.	.
C 7	99386	E99997	NO EQUIPMENT	0.00	0.0	Y	N	0	0.00	.	.
C 7	99387	E99997	NO EQUIPMENT	0.00	0.0	Y	N	0	0.00	.	.
C 7	99391	E99997	NO EQUIPMENT	0.00	0.0	Y	N	0	0.00	.	.
C 7	99392	E99997	NO EQUIPMENT	0.00	0.0	Y	N	0	0.00	.	.
C 7	99393	E99997	NO EQUIPMENT	0.00	0.0	Y	N	0	0.00	.	.
C 7	99394	E99997	NO EQUIPMENT	0.00	0.0	Y	N	0	0.00	.	.
C 7	99395	E99997	NO EQUIPMENT	0.00	0.0	Y	N	0	0.00	.	.
C 7	99396	E99997	NO EQUIPMENT	0.00	0.0	Y	N	0	0.00	.	.
C 7	99397	E99997	NO EQUIPMENT	0.00	0.0	Y	N	0	0.00	.	.
C 7	99401	E99997	NO EQUIPMENT	0.00	0.0	Y	N	0	0.00	.	.
C 7	99402	E99997	NO EQUIPMENT	0.00	0.0	Y	N	0	0.00	.	.
C 7	99403	E99997	NO EQUIPMENT	0.00	0.0	Y	N	0	0.00	.	.

CPEP 7: Evaluation & Management
 Procedure Specific Clinical Equipment Profile by HCPCS Code

CPEP	PROCCODE	EQP_CODE	DESC	PRICE	LIFE	INTRATE	CAPFRAC	ANNFACT	COST_MIN	IN	OUT	EQTI	PXEQ_I	EQTO	PXEQ_0
C 7	99404	E99997	NO EQUIPMENT	0.00	0.0	Y	N	0	0.00	.	.
C 7	99431	E99997	NO EQUIPMENT	0.00	0.0	N	Y	.	.	0	0
C 7	99432	E99997	NO EQUIPMENT	0.00	0.0	Y	N	0	0.00	.	.
C 7	99433	E99997	NO EQUIPMENT	0.00	0.0	N	Y	.	.	0	0
C 7	99440	E99997	NO EQUIPMENT	0.00	0.0	N	Y	.	.	0	0
C 7	M0064	E99997	NO EQUIPMENT	0.00	0.0	Y	Y	0	0.00	0	0
C 7	Q0035	E99990	CODE NOT COSTED	N	N
C 7	R0076	E99990	CODE NOT COSTED	N	N







**Overhead Clinical Equipment Profile by HCPCS Code
(OVEQCAP)**

- CPEP:** The Clinical Practice Expert Panel (abbreviated CPEP) that provided the estimates for the associated service.
- PROCCODE:** The HCFA Common Procedure Coding System (HCPCS) Code for the specified service.
- EQP_CODE:** Alphanumeric code for a unique type of equipment, as assigned by Abt Associates Inc.
- DESC:** Description of the clinical equipment \$500 or more.
- PRICE:** The purchase price of the equipment.
- LIFE:** The estimated useful life of the equipment, in years.
- INTRATE:** The interest rate used to calculate the annualized opportunity cost (CAPFRAC) of the item of equipment.
- CAPFRAC:** Factor used to inflate the capital acquisition cost to reflect the cost of capital over time.
- ANNFACT:** Factor to multiply by the equipment purchase price, PRICE, to obtain the total annualized cost of the equipment. This factor incorporates both the cost of capital over time (e.g., loan interest payments) and the annual maintenance cost expressed as a percentage of acquisition cost.
- COST_MIN:** The estimated cost per minute of use of the equipment for the service.
- IN:** For the specified service, this variable indicates whether the service was profiled for the "in-office" location.
- OUT:** For the specified service, this variable indicates whether the service was profiled for the "out-office" location.
- EQTI:** The estimated total number of minutes that the equipment was assumed to be used for the service when provided in the in-office setting.
- OVEQ_I:** The estimated total cost attributed to clinical overhead equipment, when performing the service in the in-office setting.
- EQTO:** The estimated total number of minutes that the equipment was assumed to be used for the service when provided in the out-of-office setting.
- OVEQ_O:** The estimated total cost attributed to clinical overhead equipment, when performing the service in the out-of-office setting.

[The page contains extremely faint, illegible text, likely bleed-through from the reverse side of the document. The text is arranged in approximately 15 horizontal lines across the page.]

CPEP 7: Evaluation & Management
Overhead Clinical Equipment Profile by HCPCS Code

CPEP	PROCCODE	EQP_CODE	DESC	PRICE	LIFE	INTRATE	CAPFRAC	ANNFACT	COST_MIN	IN	OUT	EQTI	OVEQ_I	EQTO	OVEQ_O
C 7	20660	E99990	CODE NOT COSTED	N	N
C 7	20662	E99990	CODE NOT COSTED	N	N
C 7	20663	E99990	CODE NOT COSTED	N	N
C 7	20665	E99990	CODE NOT COSTED	N	N
C 7	29000	E99990	CODE NOT COSTED	N	N
C 7	29010	E99990	CODE NOT COSTED	N	N
C 7	29015	E99990	CODE NOT COSTED	N	N
C 7	29020	E99990	CODE NOT COSTED	N	N
C 7	29025	E99990	CODE NOT COSTED	N	N
C 7	29035	E99990	CODE NOT COSTED	N	N
C 7	29040	E99990	CODE NOT COSTED	N	N
C 7	29044	E99990	CODE NOT COSTED	N	N
C 7	29046	E99990	CODE NOT COSTED	N	N
C 7	29049	E99990	CODE NOT COSTED	N	N
C 7	29055	E99990	CODE NOT COSTED	N	N
C 7	29058	E99990	CODE NOT COSTED	N	N
C 7	29065	E11001 E91002	exam table crash cart , no defibrillator	1360.00 1135.81	15 5	0.110 0.105	0.13907 0.26718	0.18907 0.31718	.001714 .002402	Y Y	Y Y	50 50	0.086 0.120	0 0	0 0
C 7	29075	E11001 E91002	exam table crash cart , no defibrillator	1360.00 1135.81	15 5	0.110 0.105	0.13907 0.26718	0.18907 0.31718	.001714 .002402	Y Y	Y Y	50 50	0.086 0.120	0 0	0 0
C 7	29085	E11001 E91002	exam table crash cart , no defibrillator	1360.00 1135.81	15 5	0.110 0.105	0.13907 0.26718	0.18907 0.31718	.001714 .002402	Y Y	Y Y	50 50	0.086 0.120	0 0	0 0
C 7	29105	E11001 E91002	exam table crash cart , no defibrillator	1360.00 1135.81	15 5	0.110 0.105	0.13907 0.26718	0.18907 0.31718	.001714 .002402	Y Y	Y Y	50 50	0.086 0.120	0 0	0 0
C 7	29125	E11001 E91002	exam table crash cart , no defibrillator	1360.00 1135.81	15 5	0.110 0.105	0.13907 0.26718	0.18907 0.31718	.001714 .002402	Y Y	Y Y	50 50	0.086 0.120	0 0	0 0
C 7	29126	E99990	CODE NOT COSTED	N	N
C 7	29130	E11001 E91002	exam table crash cart , no defibrillator	1360.00 1135.81	15 5	0.110 0.105	0.13907 0.26718	0.18907 0.31718	.001714 .002402	Y Y	Y Y	30 30	0.051 0.072	0 0	0 0

CPEP 7: Evaluation & Management
Overhead Clinical Equipment Profile by HCPCS Code

CPEP	PROCCODE	EQP_CODE	DESC	PRICE	LIFE	INTRATE	CAPFRAC	ANINFACT	COST_MIN	IN	OUT	EQTI	OVEQ_I	EQTO	OVEQ_O
C 7	29131	E99990	CODE NOT COSTED	N	N
C 7	29200	E11001 E91002	exam table crash cart , no defibrillator	1360.00 1135.81	15 5	0.110 0.105	0.13907 0.26718	0.18907 0.31718	.001714 .002402	Y Y	Y Y	30 30	0.051 0.072	0 0	0 0
C 7	29220	E11001 E91002	exam table crash cart , no defibrillator	1360.00 1135.81	15 5	0.110 0.105	0.13907 0.26718	0.18907 0.31718	.001714 .002402	Y Y	Y Y	30 30	0.051 0.072	0 0	0 0
C 7	29240	E11001 E91002	exam table crash cart , no defibrillator	1360.00 1135.81	15 5	0.110 0.105	0.13907 0.26718	0.18907 0.31718	.001714 .002402	Y Y	Y Y	30 30	0.051 0.072	0 0	0 0
C 7	29260	E11001 E91002	exam table crash cart , no defibrillator	1360.00 1135.81	15 5	0.110 0.105	0.13907 0.26718	0.18907 0.31718	.001714 .002402	Y Y	Y Y	30 30	0.051 0.072	0 0	0 0
C 7	29280	E11001 E91002	exam table crash cart , no defibrillator	1360.00 1135.81	15 5	0.110 0.105	0.13907 0.26718	0.18907 0.31718	.001714 .002402	Y Y	Y Y	30 30	0.051 0.072	0 0	0 0
C 7	29305	E99990	CODE NOT COSTED	N	N
C 7	29325	E99990	CODE NOT COSTED	N	N
C 7	29345	E11001 E91002	exam table crash cart , no defibrillator	1360.00 1135.81	15 5	0.110 0.105	0.13907 0.26718	0.18907 0.31718	.001714 .002402	Y Y	Y Y	60 60	0.103 0.144	0 0	0 0
C 7	29355	E11001 E91002	exam table crash cart , no defibrillator	1360.00 1135.81	15 5	0.110 0.105	0.13907 0.26718	0.18907 0.31718	.001714 .002402	Y Y	Y Y	65 65	0.111 0.156	0 0	0 0
C 7	29358	E99990	CODE NOT COSTED	N	N
C 7	29365	E11001 E91002	exam table crash cart , no defibrillator	1360.00 1135.81	15 5	0.110 0.105	0.13907 0.26718	0.18907 0.31718	.001714 .002402	Y Y	Y Y	50 50	0.086 0.120	0 0	0 0
C 7	29405	E11001 E91002	exam table crash cart , no defibrillator	1360.00 1135.81	15 5	0.110 0.105	0.13907 0.26718	0.18907 0.31718	.001714 .002402	Y Y	Y Y	50 50	0.086 0.120	0 0	0 0
C 7	29425	E11001 E91002	exam table crash cart , no defibrillator	1360.00 1135.81	15 5	0.110 0.105	0.13907 0.26718	0.18907 0.31718	.001714 .002402	Y Y	Y Y	50 50	0.086 0.120	0 0	0 0
C 7	29435	E99990	CODE NOT COSTED	N	N
C 7	29440	E11001 E91002	exam table crash cart , no defibrillator	1360.00 1135.81	15 5	0.110 0.105	0.13907 0.26718	0.18907 0.31718	.001714 .002402	Y Y	Y Y	25 25	0.043 0.060	0 0	0 0
C 7	29445	E99990	CODE NOT COSTED	N	N
C 7	29450	E99990	CODE NOT COSTED	N	N
C 7	29505	E99990	CODE NOT COSTED	N	N
C 7	29515	E99990	CODE NOT COSTED	N	N

CPEP 7: Evaluation & Management
Overhead Clinical Equipment Profile by HCPCS Code

CPEP	PROCCODE	EOP_CODE	DESC	PRICE	LIFE	INTRATE	CAPFRAC	ANNFACT	COST_MIN	IN	OUT	EQT1	OVEQ_I	EQTO	OVEQ_O
C 7	29520	E11001 E91002	exam table crash cart , no defibrilator	1360.00 1135.81	15 5	0.110 0.105	0.13907 0.26718	0.18907 0.31718	.001714 .002402	Y Y	Y Y	25 25	0.043 0.060	0 0	0 0
C 7	29530	E11001 E91002	exam table crash cart , no defibrilator	1360.00 1135.81	15 5	0.110 0.105	0.13907 0.26718	0.18907 0.31718	.001714 .002402	Y Y	Y Y	25 25	0.043 0.060	0 0	0 0
C 7	29540	E11001 E91002	exam table crash cart , no defibrilator	1360.00 1135.81	15 5	0.110 0.105	0.13907 0.26718	0.18907 0.31718	.001714 .002402	Y Y	Y Y	25 25	0.043 0.060	0 0	0 0
C 7	29550	E11001 E91002	exam table crash cart , no defibrilator	1360.00 1135.81	15 5	0.110 0.105	0.13907 0.26718	0.18907 0.31718	.001714 .002402	Y Y	Y Y	25 25	0.043 0.060	0 0	0 0
C 7	29580	E11001 E91002	exam table crash cart , no defibrilator	1360.00 1135.81	15 5	0.110 0.105	0.13907 0.26718	0.18907 0.31718	.001714 .002402	Y Y	Y Y	25 25	0.043 0.060	0 0	0 0
C 7	29590	E99990	CODE NOT COSTED	N	N
C 7	29700	E11001 E91002	exam table crash cart , no defibrilator	1360.00 1135.81	15 5	0.110 0.105	0.13907 0.26718	0.18907 0.31718	.001714 .002402	Y Y	Y Y	25 25	0.043 0.060	0 0	0 0
C 7	29705	E11001 E91002	exam table crash cart , no defibrilator	1360.00 1135.81	15 5	0.110 0.105	0.13907 0.26718	0.18907 0.31718	.001714 .002402	Y Y	Y Y	25 25	0.043 0.060	0 0	0 0
C 7	29710	E99990	CODE NOT COSTED	N	N
C 7	29715	E99990	CODE NOT COSTED	N	N
C 7	29720	E99990	CODE NOT COSTED	N	N
C 7	29730	E11001 E91002	exam table crash cart , no defibrilator	1360.00 1135.81	15 5	0.110 0.105	0.13907 0.26718	0.18907 0.31718	.001714 .002402	Y Y	Y Y	20 20	0.034 0.048	0 0	0 0
C 7	29740	E11001 E91002	exam table crash cart , no defibrilator	1360.00 1135.81	15 5	0.110 0.105	0.13907 0.26718	0.18907 0.31718	.001714 .002402	Y Y	Y Y	20 20	0.034 0.048	0 0	0 0
C 7	29750	E99990	CODE NOT COSTED	N	N
C 7	86485	E11001 E91002	exam table crash cart , no defibrilator	1360.00 1135.81	15 5	0.110 0.105	0.13907 0.26718	0.18907 0.31718	.001714 .002402	Y Y	N N	16 16	0.027 0.038	.	.
C 7	86490	E11001 E91002	exam table crash cart , no defibrilator	1360.00 1135.81	15 5	0.110 0.105	0.13907 0.26718	0.18907 0.31718	.001714 .002402	Y Y	N N	16 16	0.027 0.038	.	.
C 7	86510	E11001 E91002	exam table crash cart , no defibrilator	1360.00 1135.81	15 5	0.110 0.105	0.13907 0.26718	0.18907 0.31718	.001714 .002402	Y Y	N N	16 16	0.027 0.038	.	.
C 7	86580	E11001 E91002	exam table crash cart , no defibrilator	1360.00 1135.81	15 5	0.110 0.105	0.13907 0.26718	0.18907 0.31718	.001714 .002402	Y Y	N N	16 16	0.027 0.038	.	.
C 7	86585	E11001 E91002	exam table crash cart , no defibrilator	1360.00 1135.81	15 5	0.110 0.105	0.13907 0.26718	0.18907 0.31718	.001714 .002402	Y Y	N N	16 16	0.027 0.038	.	.

CPEP 7: Evaluation & Management
Overhead Clinical Equipment Profile by HCPCS Code

CPEP	PROCCODE	EQP_CODE	DESC	PRICE	LIFE	INTRATE	CAPFRAC	ANNFAC	COST_MIN	IN	OUT	EQTI	OVER_I	EQTO	OVER_O
C 7	90801	E11001 E91002	exam table crash cart , no defibrillator	1360.00 1135.81	15 5	0.110 0.105	0.13907 0.26718	0.18907 0.31718	.001714 .002402	Y Y	Y Y	60 60	0.103 0.144	0 0	0 0
C 7	90820	E11001 E91002	exam table crash cart , no defibrillator	1360.00 1135.81	15 5	0.110 0.105	0.13907 0.26718	0.18907 0.31718	.001714 .002402	Y Y	Y Y	60 60	0.103 0.144	0 0	0 0
C 7	90825	E11001 E91002	exam table crash cart , no defibrillator	1360.00 1135.81	15 5	0.110 0.105	0.13907 0.26718	0.18907 0.31718	.001714 .002402	N N	Y Y	.	.	0 0	0 0
C 7	90830	E11001 E91002	exam table crash cart , no defibrillator	1360.00 1135.81	15 5	0.110 0.105	0.13907 0.26718	0.18907 0.31718	.001714 .002402	Y Y	Y Y	94 94	0.161 0.226	0 0	0 0
C 7	90835	E11001 E91002	exam table crash cart , no defibrillator	1360.00 1135.81	15 5	0.110 0.105	0.13907 0.26718	0.18907 0.31718	.001714 .002402	Y Y	Y Y	70 70	0.120 0.168	0 0	0 0
C 7	90842	E11001 E91002	exam table crash cart , no defibrillator	1360.00 1135.81	15 5	0.110 0.105	0.13907 0.26718	0.18907 0.31718	.001714 .002402	Y Y	Y Y	35 35	0.060 0.084	0 0	0 0
C 7	90843	E11001 E91002	exam table crash cart , no defibrillator	1360.00 1135.81	15 5	0.110 0.105	0.13907 0.26718	0.18907 0.31718	.001714 .002402	Y Y	Y Y	35 35	0.060 0.084	0 0	0 0
C 7	90844	E11001 E91002	exam table crash cart , no defibrillator	1360.00 1135.81	15 5	0.110 0.105	0.13907 0.26718	0.18907 0.31718	.001714 .002402	Y Y	Y Y	35 35	0.060 0.084	0 0	0 0
C 7	90845	E11001 E91002	exam table crash cart , no defibrillator	1360.00 1135.81	15 5	0.110 0.105	0.13907 0.26718	0.18907 0.31718	.001714 .002402	Y Y	Y Y	35 35	0.060 0.084	0 0	0 0
C 7	90846	E11001 E91002	exam table crash cart , no defibrillator	1360.00 1135.81	15 5	0.110 0.105	0.13907 0.26718	0.18907 0.31718	.001714 .002402	Y Y	Y Y	35 35	0.060 0.084	0 0	0 0
C 7	90847	E11001 E91002	exam table crash cart , no defibrillator	1360.00 1135.81	15 5	0.110 0.105	0.13907 0.26718	0.18907 0.31718	.001714 .002402	Y Y	Y Y	35 35	0.060 0.084	0 0	0 0
C 7	90849	E11001 E91002	exam table crash cart , no defibrillator	1360.00 1135.81	15 5	0.110 0.105	0.13907 0.26718	0.18907 0.31718	.001714 .002402	Y Y	Y Y	40 40	0.069 0.096	0 0	0 0
C 7	90853	E11001 E91002	exam table crash cart , no defibrillator	1360.00 1135.81	15 5	0.110 0.105	0.13907 0.26718	0.18907 0.31718	.001714 .002402	Y Y	Y Y	40 40	0.069 0.096	0 0	0 0
C 7	90855	E11001 E91002	exam table crash cart , no defibrillator	1360.00 1135.81	15 5	0.110 0.105	0.13907 0.26718	0.18907 0.31718	.001714 .002402	Y Y	Y Y	35 35	0.060 0.084	0 0	0 0
C 7	90857	E11001 E91002	exam table crash cart , no defibrillator	1360.00 1135.81	15 5	0.110 0.105	0.13907 0.26718	0.18907 0.31718	.001714 .002402	Y Y	Y Y	40 40	0.069 0.096	0 0	0 0
C 7	90862	E11001 E91002	exam table crash cart , no defibrillator	1360.00 1135.81	15 5	0.110 0.105	0.13907 0.26718	0.18907 0.31718	.001714 .002402	Y Y	Y Y	35 35	0.060 0.084	0 0	0 0
C 7	90870	E11001 E91002	exam table crash cart , no defibrillator	1360.00 1135.81	15 5	0.110 0.105	0.13907 0.26718	0.18907 0.31718	.001714 .002402	N N	Y Y	.	.	0 0	0 0

CPEP 7: Evaluation & Management
 Overhead Clinical Equipment Profile by HCPCS Code

CPEP	PROCCODE	EQP_CODE	DESC	PRICE	LIFE	INTRATE	CAPFRAC	ANNFACT	COST_MIN	IN	OUT	EQTI	OVEQ_I	EQTO	OVEQ_O
C 7	90871	E11001 E91002	exam table crash cart , no defibrillator	1360.00 1135.81	15 5	0.110 0.105	0.13907 0.26718	0.18907 0.31718	.001714 .002402	N N	Y Y	.	.	0 0	0 0
C 7	90880	E11001 E91002	exam table crash cart , no defibrillator	1360.00 1135.81	15 5	0.110 0.105	0.13907 0.26718	0.18907 0.31718	.001714 .002402	Y Y	Y Y	35 35	0.060 0.084	0 0	0 0
C 7	90887	E11001 E91002	exam table crash cart , no defibrillator	1360.00 1135.81	15 5	0.110 0.105	0.13907 0.26718	0.18907 0.31718	.001714 .002402	Y Y	Y Y	20 20	0.034 0.048	0 0	0 0
C 7	90900	E11001 E91002	exam table crash cart , no defibrillator	1360.00 1135.81	15 5	0.110 0.105	0.13907 0.26718	0.18907 0.31718	.001714 .002402	Y Y	Y Y	55 55	0.094 0.132	0 0	0 0
C 7	90902	E11001 E91002	exam table crash cart , no defibrillator	1360.00 1135.81	15 5	0.110 0.105	0.13907 0.26718	0.18907 0.31718	.001714 .002402	Y Y	Y Y	55 55	0.094 0.132	0 0	0 0
C 7	90904	E11001 E91002	exam table crash cart , no defibrillator	1360.00 1135.81	15 5	0.110 0.105	0.13907 0.26718	0.18907 0.31718	.001714 .002402	Y Y	Y Y	55 55	0.094 0.132	0 0	0 0
C 7	90906	E11001 E91002	exam table crash cart , no defibrillator	1360.00 1135.81	15 5	0.110 0.105	0.13907 0.26718	0.18907 0.31718	.001714 .002402	Y Y	Y Y	55 55	0.094 0.132	0 0	0 0
C 7	90908	E11001 E91002	exam table crash cart , no defibrillator	1360.00 1135.81	15 5	0.110 0.105	0.13907 0.26718	0.18907 0.31718	.001714 .002402	Y Y	Y Y	55 55	0.094 0.132	0 0	0 0
C 7	90910	E11001 E91002	exam table crash cart , no defibrillator	1360.00 1135.81	15 5	0.110 0.105	0.13907 0.26718	0.18907 0.31718	.001714 .002402	Y Y	Y Y	55 55	0.094 0.132	0 0	0 0
C 7	90911	E11001 E91002	exam table crash cart , no defibrillator	1360.00 1135.81	15 5	0.110 0.105	0.13907 0.26718	0.18907 0.31718	.001714 .002402	Y Y	Y Y	55 55	0.094 0.132	0 0	0 0
C 7	90915	E11001 E91002	exam table crash cart , no defibrillator	1360.00 1135.81	15 5	0.110 0.105	0.13907 0.26718	0.18907 0.31718	.001714 .002402	Y Y	Y Y	55 55	0.094 0.132	0 0	0 0
C 7	93000	E11001 E91002	exam table crash cart , no defibrillator	1360.00 1135.81	15 5	0.110 0.105	0.13907 0.26718	0.18907 0.31718	.001714 .002402	Y Y	N N	25 25	0.043 0.060	.	.
C 7	93005	E11001 E91002	exam table crash cart , no defibrillator	1360.00 1135.81	15 5	0.110 0.105	0.13907 0.26718	0.18907 0.31718	.001714 .002402	Y Y	Y Y	25 25	0.043 0.060	0 0	0 0
C 7	93010	E11001 E91002	exam table crash cart , no defibrillator	1360.00 1135.81	15 5	0.110 0.105	0.13907 0.26718	0.18907 0.31718	.001714 .002402	N N	Y Y	.	.	0 0	0 0
C 7	93012	E11001 E91002	exam table crash cart , no defibrillator	1360.00 1135.81	15 5	0.110 0.105	0.13907 0.26718	0.18907 0.31718	.001714 .002402	Y Y	Y Y	25 25	0.043 0.060	0 0	0 0
C 7	93014	E11001 E91002	exam table crash cart , no defibrillator	1360.00 1135.81	15 5	0.110 0.105	0.13907 0.26718	0.18907 0.31718	.001714 .002402	N N	Y Y	.	.	0 0	0 0
C 7	93040	E11001 E91002	exam table crash cart , no defibrillator	1360.00 1135.81	15 5	0.110 0.105	0.13907 0.26718	0.18907 0.31718	.001714 .002402	Y Y	N N	25 25	0.043 0.060	.	.

CPEP 7: Evaluation & Management
Overhead Clinical Equipment Profile by HCPCS Code

CPEP	PROCCODE	EQP_CODE	DESC	PRICE	LIFE	INTRATE	CAPFRAC	ANNACT	COST_MIN	IN	OUT	EQTI	OVEQ_I	EQTO	OVEQ_O
C 7	93041	E11001 E91002	exam table crash cart, no defibrillator	1360.00 1135.81	15 5	0.110 0.105	0.13907 0.26718	0.18907 0.31718	.001714 .002402	Y Y	Y Y	25 25	0.043 0.060	0 0	0 0
C 7	93042	E11001 E91002	exam table crash cart, no defibrillator	1360.00 1135.81	15 5	0.110 0.105	0.13907 0.26718	0.18907 0.31718	.001714 .002402	N N	Y Y	.	.	0 0	0 0
C 7	93220	E11001 E91002	exam table crash cart, no defibrillator	1360.00 1135.81	15 5	0.110 0.105	0.13907 0.26718	0.18907 0.31718	.001714 .002402	Y Y	N N	25 25	0.043 0.060	.	.
C 7	93221	E11001 E91002	exam table crash cart, no defibrillator	1360.00 1135.81	15 5	0.110 0.105	0.13907 0.26718	0.18907 0.31718	.001714 .002402	Y Y	N N	25 25	0.043 0.060	.	.
C 7	93222	E11001 E91002	exam table crash cart, no defibrillator	1360.00 1135.81	15 5	0.110 0.105	0.13907 0.26718	0.18907 0.31718	.001714 .002402	N N	Y Y	.	.	0 0	0 0
C 7	93272	E11001 E91002	exam table crash cart, no defibrillator	1360.00 1135.81	15 5	0.110 0.105	0.13907 0.26718	0.18907 0.31718	.001714 .002402	N N	Y Y	.	.	0 0	0 0
C 7	93278	E11001 E91002	exam table crash cart, no defibrillator	1360.00 1135.81	15 5	0.110 0.105	0.13907 0.26718	0.18907 0.31718	.001714 .002402	Y Y	Y Y	25 25	0.043 0.060	0 0	0 0
C 7	94640	E11001 E91002	exam table crash cart, no defibrillator	1360.00 1135.81	15 5	0.110 0.105	0.13907 0.26718	0.18907 0.31718	.001714 .002402	Y Y	Y Y	27 27	0.046 0.065	0 0	0 0
C 7	94642	E11001 E91002	exam table crash cart, no defibrillator	1360.00 1135.81	15 5	0.110 0.105	0.13907 0.26718	0.18907 0.31718	.001714 .002402	Y Y	N N	47 47	0.081 0.113	.	.
C 7	94650	E11001 E91002	exam table crash cart, no defibrillator	1360.00 1135.81	15 5	0.110 0.105	0.13907 0.26718	0.18907 0.31718	.001714 .002402	Y Y	N N	27 27	0.046 0.065	.	.
C 7	94651	E11001 E91002	exam table crash cart, no defibrillator	1360.00 1135.81	15 5	0.110 0.105	0.13907 0.26718	0.18907 0.31718	.001714 .002402	Y Y	Y Y	22 22	0.038 0.053	0 0	0 0
C 7	94652	E11001 E91002	exam table crash cart, no defibrillator	1360.00 1135.81	15 5	0.110 0.105	0.13907 0.26718	0.18907 0.31718	.001714 .002402	N N	Y Y	.	.	0 0	0 0
C 7	94664	E11001 E91002	exam table crash cart, no defibrillator	1360.00 1135.81	15 5	0.110 0.105	0.13907 0.26718	0.18907 0.31718	.001714 .002402	Y Y	N N	27 27	0.046 0.065	.	.
C 7	94665	E11001 E91002	exam table crash cart, no defibrillator	1360.00 1135.81	15 5	0.110 0.105	0.13907 0.26718	0.18907 0.31718	.001714 .002402	Y Y	Y Y	17 17	0.029 0.041	0 0	0 0
C 7	94667	E11001 E91002	exam table crash cart, no defibrillator	1360.00 1135.81	15 5	0.110 0.105	0.13907 0.26718	0.18907 0.31718	.001714 .002402	Y Y	Y Y	42 42	0.072 0.101	0 0	0 0
C 7	94668	E11001 E91002	exam table crash cart, no defibrillator	1360.00 1135.81	15 5	0.110 0.105	0.13907 0.26718	0.18907 0.31718	.001714 .002402	Y Y	Y Y	37 37	0.063 0.089	0 0	0 0
C 7	95880	E11001 E91002	exam table crash cart, no defibrillator	1360.00 1135.81	15 5	0.110 0.105	0.13907 0.26718	0.18907 0.31718	.001714 .002402	Y Y	Y Y	94 94	0.161 0.226	0 0	0 0

CPEP 7: Evaluation & Management
Overhead Clinical Equipment Profile by HCPCS Code

CPEP	PROCCODE	EQP_CODE	DESC	PRICE	LIFE	INTRATE	CAPFRAC	ANNFACT	COST_MIN	IN	OUT	EQTI	OVEQ_I	EQTO	OVEQ_O
C 7	95881	E11001 E91002	exam table crash cart , no defibrilator	1360.00 1135.81	15 5	0.110 0.105	0.13907 0.26718	0.18907 0.31718	.001714 .002402	Y Y	Y Y	94 94	0.161 0.226	0 0	0 0
C 7	95882	E11001 E91002	exam table crash cart , no defibrilator	1360.00 1135.81	15 5	0.110 0.105	0.13907 0.26718	0.18907 0.31718	.001714 .002402	Y Y	Y Y	94 94	0.161 0.226	0 0	0 0
C 7	95883	E11001 E91002	exam table crash cart , no defibrilator	1360.00 1135.81	15 5	0.110 0.105	0.13907 0.26718	0.18907 0.31718	.001714 .002402	Y Y	Y Y	94 94	0.161 0.226	0 0	0 0
C 7	99175	E11001 E91002	exam table crash cart , no defibrilator	1360.00 1135.81	15 5	0.110 0.105	0.13907 0.26718	0.18907 0.31718	.001714 .002402	Y Y	Y Y	28 28	0.048 0.067	0 0	0 0
C 7	99178	E11001 E91002	exam table crash cart , no defibrilator	1360.00 1135.81	15 5	0.110 0.105	0.13907 0.26718	0.18907 0.31718	.001714 .002402	Y Y	Y Y	94 94	0.161 0.226	0 0	0 0
C 7	99183	E11001 E91002	exam table crash cart , no defibrilator	1360.00 1135.81	15 5	0.110 0.105	0.13907 0.26718	0.18907 0.31718	.001714 .002402	N N	Y Y	0 0	0 0
C 7	99201	E11001 E91002	exam table crash cart , no defibrilator	1360.00 1135.81	15 5	0.110 0.105	0.13907 0.26718	0.18907 0.31718	.001714 .002402	Y Y	N N	30 30	0.051 0.072
C 7	99202	E11001 E91002	exam table crash cart , no defibrilator	1360.00 1135.81	15 5	0.110 0.105	0.13907 0.26718	0.18907 0.31718	.001714 .002402	Y Y	N N	40 40	0.069 0.096
C 7	99203	E11001 E91002	exam table crash cart , no defibrilator	1360.00 1135.81	15 5	0.110 0.105	0.13907 0.26718	0.18907 0.31718	.001714 .002402	Y Y	N N	50 50	0.086 0.120
C 7	99204	E11001 E91002	exam table crash cart , no defibrilator	1360.00 1135.81	15 5	0.110 0.105	0.13907 0.26718	0.18907 0.31718	.001714 .002402	Y Y	N N	55 55	0.094 0.132
C 7	99205	E11001 E91002	exam table crash cart , no defibrilator	1360.00 1135.81	15 5	0.110 0.105	0.13907 0.26718	0.18907 0.31718	.001714 .002402	Y Y	N N	60 60	0.103 0.144
C 7	99211	E11001 E91002	exam table crash cart , no defibrilator	1360.00 1135.81	15 5	0.110 0.105	0.13907 0.26718	0.18907 0.31718	.001714 .002402	Y Y	N N	18 18	0.031 0.043
C 7	99212	E11001 E91002	exam table crash cart , no defibrilator	1360.00 1135.81	15 5	0.110 0.105	0.13907 0.26718	0.18907 0.31718	.001714 .002402	Y Y	N N	23 23	0.039 0.055
C 7	99213	E11001 E91002	exam table crash cart , no defibrilator	1360.00 1135.81	15 5	0.110 0.105	0.13907 0.26718	0.18907 0.31718	.001714 .002402	Y Y	N N	28 28	0.048 0.067
C 7	99214	E11001 E91002	exam table crash cart , no defibrilator	1360.00 1135.81	15 5	0.110 0.105	0.13907 0.26718	0.18907 0.31718	.001714 .002402	Y Y	N N	33 33	0.057 0.079
C 7	99215	E11001 E91002	exam table crash cart , no defibrilator	1360.00 1135.81	15 5	0.110 0.105	0.13907 0.26718	0.18907 0.31718	.001714 .002402	Y Y	N N	38 38	0.065 0.091
C 7	99217	E11001 E91002	exam table crash cart , no defibrilator	1360.00 1135.81	15 5	0.110 0.105	0.13907 0.26718	0.18907 0.31718	.001714 .002402	N N	Y Y	0 0	0 0

CPEP 7: Evaluation & Management
Overhead Clinical Equipment Profile by HCPCS Code

CPEP	PROCODE	EQP_CODE	DESC	PRICE	LIFE	INTRATE	CAPFRAC	ANNFACT	COST_MIN	IN	OUT	EQTI	OVEQ_I	EQTO	OVEQ_O
C 7	99218	E11001 E91002	exam table crash cart, no defibrillator	1360.00 1135.81	15 5	0.110 0.105	0.13907 0.26718	0.18907 0.31718	.001714 .002402	N N	Y Y	.	.	0 0	0 0
C 7	99219	E11001 E91002	exam table crash cart, no defibrillator	1360.00 1135.81	15 5	0.110 0.105	0.13907 0.26718	0.18907 0.31718	.001714 .002402	N N	Y Y	.	.	0 0	0 0
C 7	99220	E11001 E91002	exam table crash cart, no defibrillator	1360.00 1135.81	15 5	0.110 0.105	0.13907 0.26718	0.18907 0.31718	.001714 .002402	N N	Y Y	.	.	0 0	0 0
C 7	99221	E11001 E91002	exam table crash cart, no defibrillator	1360.00 1135.81	15 5	0.110 0.105	0.13907 0.26718	0.18907 0.31718	.001714 .002402	N N	Y Y	.	.	0 0	0 0
C 7	99222	E11001 E91002	exam table crash cart, no defibrillator	1360.00 1135.81	15 5	0.110 0.105	0.13907 0.26718	0.18907 0.31718	.001714 .002402	N N	Y Y	.	.	0 0	0 0
C 7	99223	E11001 E91002	exam table crash cart, no defibrillator	1360.00 1135.81	15 5	0.110 0.105	0.13907 0.26718	0.18907 0.31718	.001714 .002402	N N	Y Y	.	.	0 0	0 0
C 7	99231	E11001 E91002	exam table crash cart, no defibrillator	1360.00 1135.81	15 5	0.110 0.105	0.13907 0.26718	0.18907 0.31718	.001714 .002402	N N	Y Y	.	.	0 0	0 0
C 7	99232	E11001 E91002	exam table crash cart, no defibrillator	1360.00 1135.81	15 5	0.110 0.105	0.13907 0.26718	0.18907 0.31718	.001714 .002402	N N	Y Y	.	.	0 0	0 0
C 7	99233	E11001 E91002	exam table crash cart, no defibrillator	1360.00 1135.81	15 5	0.110 0.105	0.13907 0.26718	0.18907 0.31718	.001714 .002402	N N	Y Y	.	.	0 0	0 0
C 7	99238	E11001 E91002	exam table crash cart, no defibrillator	1360.00 1135.81	15 5	0.110 0.105	0.13907 0.26718	0.18907 0.31718	.001714 .002402	N N	Y Y	.	.	0 0	0 0
C 7	99241	E11001 E91002	exam table crash cart, no defibrillator	1360.00 1135.81	15 5	0.110 0.105	0.13907 0.26718	0.18907 0.31718	.001714 .002402	Y Y	Y Y	45 45	0.077 0.108	0 0	0 0
C 7	99242	E11001 E91002	exam table crash cart, no defibrillator	1360.00 1135.81	15 5	0.110 0.105	0.13907 0.26718	0.18907 0.31718	.001714 .002402	Y Y	Y Y	50 50	0.086 0.120	0 0	0 0
C 7	99243	E11001 E91002	exam table crash cart, no defibrillator	1360.00 1135.81	15 5	0.110 0.105	0.13907 0.26718	0.18907 0.31718	.001714 .002402	Y Y	Y Y	55 55	0.094 0.132	0 0	0 0
C 7	99244	E11001 E91002	exam table crash cart, no defibrillator	1360.00 1135.81	15 5	0.110 0.105	0.13907 0.26718	0.18907 0.31718	.001714 .002402	Y Y	Y Y	60 60	0.103 0.144	0 0	0 0
C 7	99245	E11001 E91002	exam table crash cart, no defibrillator	1360.00 1135.81	15 5	0.110 0.105	0.13907 0.26718	0.18907 0.31718	.001714 .002402	Y Y	Y Y	65 65	0.111 0.156	0 0	0 0
C 7	99251	E11001 E91002	exam table crash cart, no defibrillator	1360.00 1135.81	15 5	0.110 0.105	0.13907 0.26718	0.18907 0.31718	.001714 .002402	N N	Y Y	.	.	0 0	0 0
C 7	99252	E11001 E91002	exam table crash cart, no defibrillator	1360.00 1135.81	15 5	0.110 0.105	0.13907 0.26718	0.18907 0.31718	.001714 .002402	N N	Y Y	.	.	0 0	0 0

CPEP 7: Evaluation & Management
Overhead Clinical Equipment Profile by HCPCS Code

CPEP	PROCCODE	EQP_CODE	DESC	PRICE	LIFE	INTRATE	CAPFRAC	ANINFACT	COST_MIN	IN	OUT	EQTI	OVEQ_I	EQTO	OVEQ_O
C 7	99253	E11001 E91002	exam table crash cart , no defibrillator	1360.00 1135.81	15 5	0.110 0.105	0.13907 0.26718	0.18907 0.31718	.001714 .002402	N N	Y Y	.	.	0 0	0 0
C 7	99254	E11001 E91002	exam table crash cart , no defibrillator	1360.00 1135.81	15 5	0.110 0.105	0.13907 0.26718	0.18907 0.31718	.001714 .002402	N N	Y Y	.	.	0 0	0 0
C 7	99255	E11001 E91002	exam table crash cart , no defibrillator	1360.00 1135.81	15 5	0.110 0.105	0.13907 0.26718	0.18907 0.31718	.001714 .002402	N N	Y Y	.	.	0 0	0 0
C 7	99261	E11001 E91002	exam table crash cart , no defibrillator	1360.00 1135.81	15 5	0.110 0.105	0.13907 0.26718	0.18907 0.31718	.001714 .002402	N N	Y Y	.	.	0 0	0 0
C 7	99262	E11001 E91002	exam table crash cart , no defibrillator	1360.00 1135.81	15 5	0.110 0.105	0.13907 0.26718	0.18907 0.31718	.001714 .002402	N N	Y Y	.	.	0 0	0 0
C 7	99263	E11001 E91002	exam table crash cart , no defibrillator	1360.00 1135.81	15 5	0.110 0.105	0.13907 0.26718	0.18907 0.31718	.001714 .002402	N N	Y Y	.	.	0 0	0 0
C 7	99271	E11001 E91002	exam table crash cart , no defibrillator	1360.00 1135.81	15 5	0.110 0.105	0.13907 0.26718	0.18907 0.31718	.001714 .002402	Y Y	Y Y	45 45	0.077 0.108	0 0	0 0
C 7	99272	E11001 E91002	exam table crash cart , no defibrillator	1360.00 1135.81	15 5	0.110 0.105	0.13907 0.26718	0.18907 0.31718	.001714 .002402	Y Y	Y Y	50 50	0.086 0.120	0 0	0 0
C 7	99273	E11001 E91002	exam table crash cart , no defibrillator	1360.00 1135.81	15 5	0.110 0.105	0.13907 0.26718	0.18907 0.31718	.001714 .002402	Y Y	Y Y	55 55	0.094 0.132	0 0	0 0
C 7	99274	E11001 E91002	exam table crash cart , no defibrillator	1360.00 1135.81	15 5	0.110 0.105	0.13907 0.26718	0.18907 0.31718	.001714 .002402	Y Y	Y Y	60 60	0.103 0.144	0 0	0 0
C 7	99275	E11001 E91002	exam table crash cart , no defibrillator	1360.00 1135.81	15 5	0.110 0.105	0.13907 0.26718	0.18907 0.31718	.001714 .002402	Y Y	Y Y	65 65	0.111 0.156	0 0	0 0
C 7	99281	E11001 E91002	exam table crash cart , no defibrillator	1360.00 1135.81	15 5	0.110 0.105	0.13907 0.26718	0.18907 0.31718	.001714 .002402	N N	Y Y	.	.	0 0	0 0
C 7	99282	E11001 E91002	exam table crash cart , no defibrillator	1360.00 1135.81	15 5	0.110 0.105	0.13907 0.26718	0.18907 0.31718	.001714 .002402	N N	Y Y	.	.	0 0	0 0
C 7	99283	E11001 E91002	exam table crash cart , no defibrillator	1360.00 1135.81	15 5	0.110 0.105	0.13907 0.26718	0.18907 0.31718	.001714 .002402	N N	Y Y	.	.	0 0	0 0
C 7	99284	E11001 E91002	exam table crash cart , no defibrillator	1360.00 1135.81	15 5	0.110 0.105	0.13907 0.26718	0.18907 0.31718	.001714 .002402	N N	Y Y	.	.	0 0	0 0
C 7	99285	E11001 E91002	exam table crash cart , no defibrillator	1360.00 1135.81	15 5	0.110 0.105	0.13907 0.26718	0.18907 0.31718	.001714 .002402	N N	Y Y	.	.	0 0	0 0
C 7	99291	E11001 E91002	exam table crash cart , no defibrillator	1360.00 1135.81	15 5	0.110 0.105	0.13907 0.26718	0.18907 0.31718	.001714 .002402	N N	Y Y	.	.	0 0	0 0

CPEP 7: Evaluation & Management
Overhead Clinical Equipment Profile by HCPCS Code

CPEP	PROCCODE	EOP_CODE	DESC	PRICE	LIFE	INTRATE	CAPFRAC	ANNFACT	COST_MIN	IN	OUT	EQTI	OVEQ_I	EQTO	OVEQ_O
C 7	99292	E11001 E91002	exam table crash cart , no defibrillator	1360.00 1135.81	15 5	0.110 0.105	0.13907 0.26718	0.18907 0.31718	.001714 .002402	N N	Y Y	.	.	0 0	0 0
C 7	99295	E11001 E91002	exam table crash cart , no defibrillator	1360.00 1135.81	15 5	0.110 0.105	0.13907 0.26718	0.18907 0.31718	.001714 .002402	N N	Y Y	.	.	0 0	0 0
C 7	99296	E11001 E91002	exam table crash cart , no defibrillator	1360.00 1135.81	15 5	0.110 0.105	0.13907 0.26718	0.18907 0.31718	.001714 .002402	N N	Y Y	.	.	0 0	0 0
C 7	99297	E11001 E91002	exam table crash cart , no defibrillator	1360.00 1135.81	15 5	0.110 0.105	0.13907 0.26718	0.18907 0.31718	.001714 .002402	N N	Y Y	.	.	0 0	0 0
C 7	99301	E11001 E91002	exam table crash cart , no defibrillator	1360.00 1135.81	15 5	0.110 0.105	0.13907 0.26718	0.18907 0.31718	.001714 .002402	N N	Y Y	.	.	0 0	0 0
C 7	99302	E11001 E91002	exam table crash cart , no defibrillator	1360.00 1135.81	15 5	0.110 0.105	0.13907 0.26718	0.18907 0.31718	.001714 .002402	N N	Y Y	.	.	0 0	0 0
C 7	99303	E11001 E91002	exam table crash cart , no defibrillator	1360.00 1135.81	15 5	0.110 0.105	0.13907 0.26718	0.18907 0.31718	.001714 .002402	N N	Y Y	.	.	0 0	0 0
C 7	99311	E11001 E91002	exam table crash cart , no defibrillator	1360.00 1135.81	15 5	0.110 0.105	0.13907 0.26718	0.18907 0.31718	.001714 .002402	N N	Y Y	.	.	0 0	0 0
C 7	99312	E11001 E91002	exam table crash cart , no defibrillator	1360.00 1135.81	15 5	0.110 0.105	0.13907 0.26718	0.18907 0.31718	.001714 .002402	N N	Y Y	.	.	0 0	0 0
C 7	99313	E11001 E91002	exam table crash cart , no defibrillator	1360.00 1135.81	15 5	0.110 0.105	0.13907 0.26718	0.18907 0.31718	.001714 .002402	N N	Y Y	.	.	0 0	0 0
C 7	99321	E11001 E91002	exam table crash cart , no defibrillator	1360.00 1135.81	15 5	0.110 0.105	0.13907 0.26718	0.18907 0.31718	.001714 .002402	N N	Y Y	.	.	0 0	0 0
C 7	99322	E11001 E91002	exam table crash cart , no defibrillator	1360.00 1135.81	15 5	0.110 0.105	0.13907 0.26718	0.18907 0.31718	.001714 .002402	N N	Y Y	.	.	0 0	0 0
C 7	99323	E11001 E91002	exam table crash cart , no defibrillator	1360.00 1135.81	15 5	0.110 0.105	0.13907 0.26718	0.18907 0.31718	.001714 .002402	N N	Y Y	.	.	0 0	0 0
C 7	99331	E11001 E91002	exam table crash cart , no defibrillator	1360.00 1135.81	15 5	0.110 0.105	0.13907 0.26718	0.18907 0.31718	.001714 .002402	N N	Y Y	.	.	0 0	0 0
C 7	99332	E11001 E91002	exam table crash cart , no defibrillator	1360.00 1135.81	15 5	0.110 0.105	0.13907 0.26718	0.18907 0.31718	.001714 .002402	N N	Y Y	.	.	0 0	0 0
C 7	99333	E11001 E91002	exam table crash cart , no defibrillator	1360.00 1135.81	15 5	0.110 0.105	0.13907 0.26718	0.18907 0.31718	.001714 .002402	N N	Y Y	.	.	0 0	0 0
C 7	99341	E11001 E91002	exam table crash cart , no defibrillator	1360.00 1135.81	15 5	0.110 0.105	0.13907 0.26718	0.18907 0.31718	.001714 .002402	N N	Y Y	.	.	0 0	0 0


CPEP 7: Evaluation & Management
Overhead Clinical Equipment Profile by HCPCS Code

CPEP	PROCCODE	EQP_CODE	DESC	PRICE	LIFE	INTRATE	CAPFRAC	ANNFACT	COST_MIN	IN	OUT	EQTI	OVEQ_I	EQTO	OVEQ_O
C 7	99342	E11001 E91002	exam table crash cart , no defibrillator	1360.00 1135.81	15 5	0.110 0.105	0.13907 0.26718	0.18907 0.31718	.001714 .002402	N N	Y Y	.	.	0 0	0 0
C 7	99343	E11001 E91002	exam table crash cart , no defibrillator	1360.00 1135.81	15 5	0.110 0.105	0.13907 0.26718	0.18907 0.31718	.001714 .002402	N N	Y Y	.	.	0 0	0 0
C 7	99351	E11001 E91002	exam table crash cart , no defibrillator	1360.00 1135.81	15 5	0.110 0.105	0.13907 0.26718	0.18907 0.31718	.001714 .002402	N N	Y Y	.	.	0 0	0 0
C 7	99352	E11001 E91002	exam table crash cart , no defibrillator	1360.00 1135.81	15 5	0.110 0.105	0.13907 0.26718	0.18907 0.31718	.001714 .002402	N N	Y Y	.	.	0 0	0 0
C 7	99353	E11001 E91002	exam table crash cart , no defibrillator	1360.00 1135.81	15 5	0.110 0.105	0.13907 0.26718	0.18907 0.31718	.001714 .002402	N N	Y Y	.	.	0 0	0 0
C 7	99354	E11001 E91002	exam table crash cart , no defibrillator	1360.00 1135.81	15 5	0.110 0.105	0.13907 0.26718	0.18907 0.31718	.001714 .002402	Y Y	N N	28 28	0.048 0.067	.	.
C 7	99355	E11001 E91002	exam table crash cart , no defibrillator	1360.00 1135.81	15 5	0.110 0.105	0.13907 0.26718	0.18907 0.31718	.001714 .002402	Y Y	N N	15 15	0.026 0.036	.	.
C 7	99356	E11001 E91002	exam table crash cart , no defibrillator	1360.00 1135.81	15 5	0.110 0.105	0.13907 0.26718	0.18907 0.31718	.001714 .002402	N N	Y Y	.	.	0 0	0 0
C 7	99357	E11001 E91002	exam table crash cart , no defibrillator	1360.00 1135.81	15 5	0.110 0.105	0.13907 0.26718	0.18907 0.31718	.001714 .002402	N N	Y Y	.	.	0 0	0 0
C 7	99375	E11001 E91002	exam table crash cart , no defibrillator	1360.00 1135.81	15 5	0.110 0.105	0.13907 0.26718	0.18907 0.31718	.001714 .002402	Y Y	Y Y	45 45	0.077 0.108	0 0	0 0
C 7	99381	E11001 E91002	exam table crash cart , no defibrillator	1360.00 1135.81	15 5	0.110 0.105	0.13907 0.26718	0.18907 0.31718	.001714 .002402	Y Y	N N	50 50	0.086 0.120	.	.
C 7	99382	E11001 E91002	exam table crash cart , no defibrillator	1360.00 1135.81	15 5	0.110 0.105	0.13907 0.26718	0.18907 0.31718	.001714 .002402	Y Y	N N	40 40	0.069 0.096	.	.
C 7	99383	E11001 E91002	exam table crash cart , no defibrillator	1360.00 1135.81	15 5	0.110 0.105	0.13907 0.26718	0.18907 0.31718	.001714 .002402	Y Y	N N	40 40	0.069 0.096	.	.
C 7	99384	E11001 E91002	exam table crash cart , no defibrillator	1360.00 1135.81	15 5	0.110 0.105	0.13907 0.26718	0.18907 0.31718	.001714 .002402	Y Y	N N	40 40	0.069 0.096	.	.
C 7	99385	E11001 E91002	exam table crash cart , no defibrillator	1360.00 1135.81	15 5	0.110 0.105	0.13907 0.26718	0.18907 0.31718	.001714 .002402	Y Y	N N	40 40	0.069 0.096	.	.
C 7	99386	E11001 E91002	exam table crash cart , no defibrillator	1360.00 1135.81	15 5	0.110 0.105	0.13907 0.26718	0.18907 0.31718	.001714 .002402	Y Y	N N	40 40	0.069 0.096	.	.
C 7	99387	E11001 E91002	exam table crash cart , no defibrillator	1360.00 1135.81	15 5	0.110 0.105	0.13907 0.26718	0.18907 0.31718	.001714 .002402	Y Y	N N	50 50	0.086 0.120	.	.

CPEP 7: Evaluation & Management
Overhead Clinical Equipment Profile by HCPCS Code

CPEP	PROCCODE	EQP_CODE	DESC	PRICE	LIFE	INTRATE	CAPFRAC	ANNFACT	COST_MIN	IN	OUT	EQTI	OVEQ_I	EQTO	OVEQ_O
C 7	99391	E11001 E91002	exam table crash cart , no defibrillator	1360.00 1135.81	15 5	0.110 0.105	0.13907 0.26718	0.18907 0.31718	.001714 .002402	Y Y	N N	28 28	0.048 0.067	.	.
C 7	99392	E11001 E91002	exam table crash cart , no defibrillator	1360.00 1135.81	15 5	0.110 0.105	0.13907 0.26718	0.18907 0.31718	.001714 .002402	Y Y	N N	28 28	0.048 0.067	.	.
C 7	99393	E11001 E91002	exam table crash cart , no defibrillator	1360.00 1135.81	15 5	0.110 0.105	0.13907 0.26718	0.18907 0.31718	.001714 .002402	Y Y	N N	28 28	0.048 0.067	.	.
C 7	99394	E11001 E91002	exam table crash cart , no defibrillator	1360.00 1135.81	15 5	0.110 0.105	0.13907 0.26718	0.18907 0.31718	.001714 .002402	Y Y	N N	28 28	0.048 0.067	.	.
C 7	99395	E11001 E91002	exam table crash cart , no defibrillator	1360.00 1135.81	15 5	0.110 0.105	0.13907 0.26718	0.18907 0.31718	.001714 .002402	Y Y	N N	28 28	0.048 0.067	.	.
C 7	99396	E11001 E91002	exam table crash cart , no defibrillator	1360.00 1135.81	15 5	0.110 0.105	0.13907 0.26718	0.18907 0.31718	.001714 .002402	Y Y	N N	28 28	0.048 0.067	.	.
C 7	99397	E11001 E91002	exam table crash cart , no defibrillator	1360.00 1135.81	15 5	0.110 0.105	0.13907 0.26718	0.18907 0.31718	.001714 .002402	Y Y	N N	28 28	0.048 0.067	.	.
C 7	99401	E11001 E91002	exam table crash cart , no defibrillator	1360.00 1135.81	15 5	0.110 0.105	0.13907 0.26718	0.18907 0.31718	.001714 .002402	Y Y	N N	15 15	0.026 0.036	.	.
C 7	99402	E11001 E91002	exam table crash cart , no defibrillator	1360.00 1135.81	15 5	0.110 0.105	0.13907 0.26718	0.18907 0.31718	.001714 .002402	Y Y	N N	15 15	0.026 0.036	.	.
C 7	99403	E11001 E91002	exam table crash cart , no defibrillator	1360.00 1135.81	15 5	0.110 0.105	0.13907 0.26718	0.18907 0.31718	.001714 .002402	Y Y	N N	15 15	0.026 0.036	.	.
C 7	99404	E11001 E91002	exam table crash cart , no defibrillator	1360.00 1135.81	15 5	0.110 0.105	0.13907 0.26718	0.18907 0.31718	.001714 .002402	Y Y	N N	15 15	0.026 0.036	.	.
C 7	99431	E11001 E91002	exam table crash cart , no defibrillator	1360.00 1135.81	15 5	0.110 0.105	0.13907 0.26718	0.18907 0.31718	.001714 .002402	N N	Y Y	.	.	0 0	0 0
C 7	99432	E11001 E91002	exam table crash cart , no defibrillator	1360.00 1135.81	15 5	0.110 0.105	0.13907 0.26718	0.18907 0.31718	.001714 .002402	Y Y	N N	50 50	0.086 0.120	.	.
C 7	99433	E11001 E91002	exam table crash cart , no defibrillator	1360.00 1135.81	15 5	0.110 0.105	0.13907 0.26718	0.18907 0.31718	.001714 .002402	N N	Y Y	.	.	0 0	0 0
C 7	99440	E11001 E91002	exam table crash cart , no defibrillator	1360.00 1135.81	15 5	0.110 0.105	0.13907 0.26718	0.18907 0.31718	.001714 .002402	N N	Y Y	.	.	0 0	0 0
C 7	M0064	E11001 E91002	exam table crash cart , no defibrillator	1360.00 1135.81	15 5	0.110 0.105	0.13907 0.26718	0.18907 0.31718	.001714 .002402	Y Y	Y Y	35 35	0.060 0.084	0 0	0 0
C 7	Q0035	E99990	CODE NOT COSTED	N	N
C 7	R0076	E99990	CODE NOT COSTED	N	N

CMS LIBRARY



3 8095 00012739 5