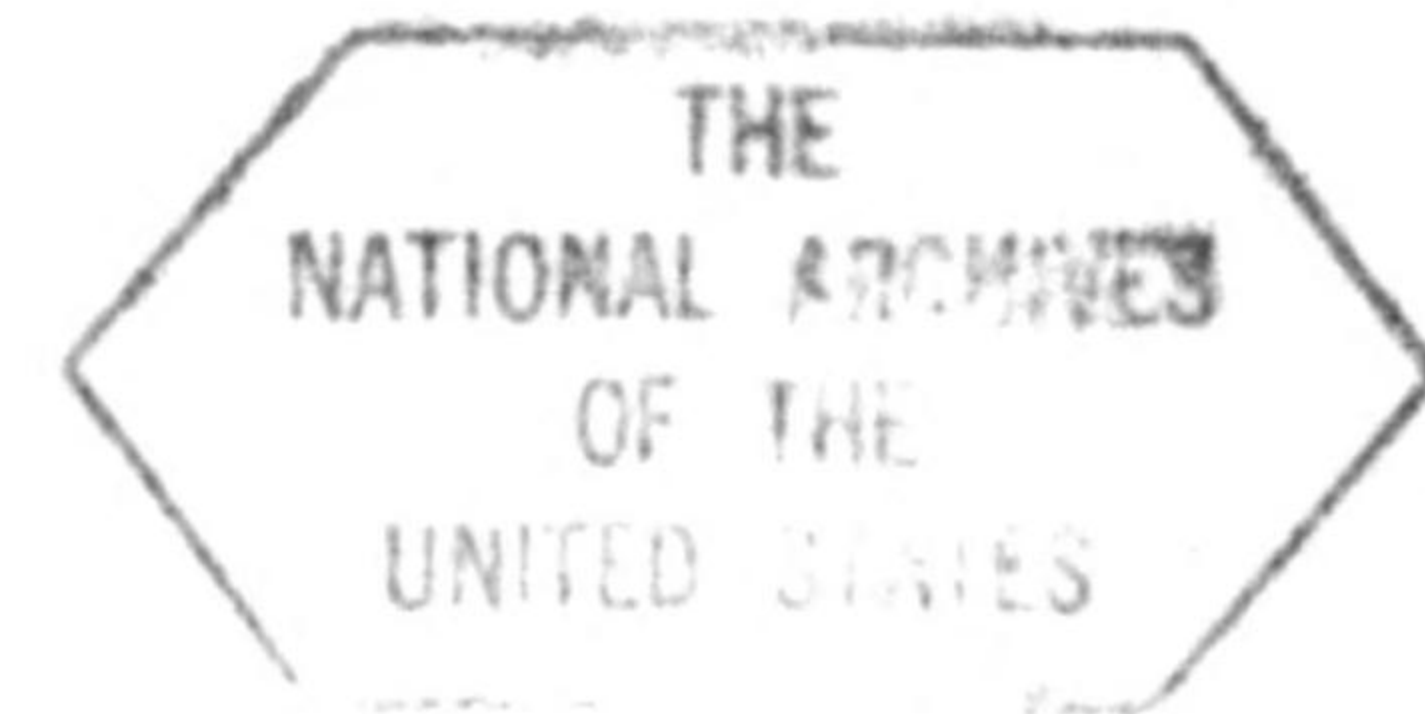


**GHQ/SCAP Records(RG 331)**  
**Description of contents**



- (1) Box no. 2776
- (2) Folder title/number: (5)  
Elections
- (3) Date: Jan. 1951 - Apr. 1951

(4) Subject:

Classification	Type of record
420, 9331	c, d, v

(5) Item description and comment:  
Kanto

(6) Reproduction:  Yes  No

(7) Film no.

Sheet no.

Legal + Government

GENERAL HEADQUARTERS  
SUPREME COMMANDER FOR THE ALLIED POWERS  
LEGAL SECTION

COURT STATISTICS REPORT

(Prepared for Legal Section,  
Legislation and Justice Division, GHQ, SCAP  
by the Supreme Court Secretariat and  
the Attorney General's Office)

January 1951.

COURT AND PROCURATOR STATISTICS REPORT

January 1951

Note 1: For the purpose of this report only, crimes are defined as Major Crimes - crimes punishable by death, indeterminate or life imprisonment (or penal servitude) or over 15 years imprisonment (or penal servitude); Minor Offenses - offenses punishable by fine, minor fine or detention; Lesser Crimes - all crimes between the other two categories. Do not confuse minor offense in this report with minor offenses which are defined in the Minor Offense Law as offenses punishable by detention or minor fine.

2. The term "case" as used in these statistics is not limited to a single trial, either criminal or civil, but also embraces numerous types of applications and motions, such as application for bail or warrant, transfer of jurisdiction, challenges, etc.

Procurators.

1. PERSONS UNDER CRIMINAL INVESTIGATION

A. Number of Persons in Criminal Cases Awaiting Investigation:

(First figure in parentheses indicates number of procurators; second figure, number of assistant procurators actually employed.)

1 Jan. 1949	1 Jan. 1950	31 Dec. 1950	31 Jan. 1951	An increase of 41.6% (30,355 persons) over the previous month.
117,959(674)	188,604(691)	72,910(719)	103,265(711)	
(301)	(632)	(734)	(733)	
(975)	(1,323)	(1,453)	(1,444)	
178 cases per proc. and asst. proc.	143 cases per proc. and asst. proc.	50 cases per proc. and asst. proc.	72 cases per proc. and asst. proc.	

Of the 72,910 persons awaiting investigation on 31 December 1950:-

Of the 103,265 Persons awaiting investigation on 31 January 1951:-

1.4 % ( 1,049) --- suspected of Major Crimes	1.1 % ( 1,141)
64.5 % (46,983) --- suspected of Lesser Crimes	56.3 % (58,170)
34.1 % (24,878) --- suspected of Minor Offenses	42.6 % (43,954)

B. Number of Persons in New Cases Received During the Month of January:

144,626 (52,987 Persons or 26.8% decrease compared with December)

79.5 % brand new:

20.5% received by transfer from one office to another:

Of the 114,915 persons (79.5 %) involved in the new cases:

Of the 29,711 persons (20.5%) transferred from one office to another:

910 or 0.7 % --- suspected of Major Crimes	142 or 0.5 %
55,826 or 44.7 % --- suspected of Lesser Crimes	7,745 or 26.1 %
58,179 or 54.6 % --- suspected of Minor Offenses	21,824 or 73.4 %

C. Persons were Disposed of During the Month of January in the Following Manner:

Total Disposed of -- 124,271 persons or 54.6 % of the cases received (including those pending from December and those received by transfer). (Decrease of 108,169 persons or 46.5% compared with the month of December)

Disposition was as follows:

1. Indicted	29,716 persons or 23.9 %
2. Not Indicted	53,697 persons or 43.2 %
3. Transferred to Other Offices *	35,505 persons or 28.6 %
4. Suspended	5,353 persons or 4.3 %
	<hr/>
	124,271 persons

\* The most part of the difference in the number of persons received by transfer and disposed by transfer represents the cases transferred not to the other procurator's Office but to the family-court and never retransferred again to any procurator's office.

1. Indicted -- 29,716 persons or 23.9 % (Compared with 25.3 % or 58,797 persons in December)

Of the 29,716 persons indicted:

- 401 or 1.4 % suspected of Major Crimes
- 6,160 or 20.7 % suspected of Lesser Crimes
- 23,155 or 77.9 % suspected of Minor Offenses

Procurators demanded:

Public Trial 6,940 or 23.4 % of the persons indicted: Compared with 14,123 or 24.0% in Dec. :	Summary Order for 22,776 or 76.6 %: Compared with 44,674 or 76.0% in Dec.:
--	---

Of the 6,940 persons (23.4%) for whom public trial demanded:

- 401 or 5.8 % suspected of Major Crimes
- 6,160 or 88.8 % suspected of Lesser Crimes
- 379 or 5.4 % suspected of Minor Offenses

Of the 22,776 persons (76.6%) in whose cases Summary Order was used:

-  
-

2. Not Indicted -- 53,697 persons or 43.2 % (Compared with 116,011 or 49.9 % in Dec.)

- 233 or 0.4 % suspected of Major Crimes
- 26,793 or 49.9 % suspected of Lesser Crimes
- 26,671 or 49.7 % suspected of Minor Offenses

3. Transferred to Other Offices -- 35,505 persons or 28.6 % (Compared with 46,835 or 20.2 % in Dec.)

- 285 or 1.4 % suspected of Major Crimes
- 17,533 or 83.0 % suspected of Lesser Crimes
- 3,293 or 15.6 % suspected of Minor Offenses

4. Suspended -- 5,353 persons or 4.3 % (Compared with 10,797 or 4.6 % in Dec.)

- 27 or 0.5 % suspected of Major Crimes
- 2,033 or 38.0 % suspected of Lesser Crimes
- 3,293 or 61.5 % suspected of Minor Offenses

II. FINES:

A. Fines Collected During the Month of January:

1. The following includes both Fine (1000 yen or more) and Minor Fines (5 yen to 1000 yen):

Violation of Tax Law	¥ 8,849,374
Violation of Ec. Laws	55,249,928
Others	33,843,992
Confiscation	26,395,261
Non-Penal Fines	398,328
Sequestration	689,136
Grand Total	¥125,426,009

2. The following table is a breakdown of Table 1 into Fines, Minor Fines, Etc.

Total Fines	¥ 93,294,549
Total Minor Fines	4,648,735
Total Confiscation	26,395,261
Non-Penal Fines	398,328
Sequestration	689,136
Grand Total	¥125,426,009

The above represents ¥27,134,689 less than in the last month. Except in Sequestration there are no items showing increase.

The main decrease was ¥25,626,536 collected in Fines.

B. Fines Fixed by Court Decisions Irrevocably Settled During the Month of January:

1. The following includes both Fine (1000 yen or more) and Minor Fine (5 yen to 1000 yen):

Violation of Tax Laws	¥ 13,379,840
Violation of Ec. Laws	76,956,423
Others	48,903,303
Confiscation	15,531,492
Non-Penal Fines	440,305
Grand Total	¥155,221,363

2. The following is a breakdown of Table 1 into Fines, Minor Fines, Etc.:

Total Fines	¥133,765,996
Total Minor Fines	5,483,570
Total Confiscation	15,531,492
Total Non-Penal Fines	440,305
Grand Total	¥155,221,363

The above represents an increase of ¥27,186,111 over the last month. The largest increase was ¥12,337,455 levied in Violation of Ec. Laws.

The largest gain was ¥24,387,386 levied in Fines.

III. PERSONNEL:

A. Personnel Situation at the End of January:

	Fixed by Law	Alloted by AGO	Actual Number	VACANCIES ALL PPO
Procs	930	858	711(105)	147
Asst Procs	737	736	733	3
Sec.	5,292	5,117	4,964 *	153
Others	4,517	4,479	4,242	237
Total	11,476	11,190	10,650	540

\* Includes one confidential secretary to Procurator General who has a concurrent position as procurator. Number (105) in "actual number" of Procurators indicates the number of Procurators who are assigned to fill offices of officials of Attorney-General's Office concerned, in accordance with Article 17 of Attorney-General's Office Establishment Law.

B. Personnel changes During the month of January:

	Procurators	Assistant Procurators	Secretaries	Other Employees	
Increase	Newly appointed	0	0	8	80
	Promoted	0	0	46	14
	Transfer from other title	0	0	5	4
	Total	0	0	59	98
Decrease	Death	0	0	1	0
	Retired	6	1	21	38
	Dismissed	0	0	2	1
	Promoted	-	0	0	60
	Transfer to other title	2	0	16	4
	Total	8	1	40	103

IV. Accused On Bail:

		% of (1)
1. Total accused on bail on 1 Jan.	32,446	(100.0).
2. Accused on bail arrested during Jan. on new charges for new offenses committed since release on bail	232	( 0.7)
3. Accused newly indicted during Jan. on new charges for new offenses committed since release on bail	111	( 0.3)
4. Accused newly convicted during Jan. on new charges for new offenses committed since release on bail	28	( 0.08)

V. Detention Before Indictment: \*

1. Total suspects under detention on 1 Jan.	2,894
2. Suspects newly detained during Jan.	11,558
3. Suspects released during Jan. after detention	5,341
4. Total suspects under detention on 31 Jan.	4,538

\* The difference between the figures of (1) + (2) - (3) and (4) indicates approx. the number of suspects indicted under detention.

Courts

(Note: In following Statistics, section (X) involves figures concerning total cases, and section (Y) figures concerning actual cases in civil and criminal courts.)

(1) CASE STATISTICS - ALL COURTSA. Cases Received, Disposed of and Pending

## (X) Figures concerning total cases:

1. There were a total of 384,760 cases on the docket of the courts in Jan. A decrease of 61,353 cases or 16.0% compared to Dec.

217,058<sup>2</sup> cases were carried over from Dec.

167,702 cases were filed in Jan.

384,760 cases

- 46% (175,720) were criminal cases 225,401 cases or 51% in Dec.  
 32% (125,651) were civil cases 133,915 cases or 30% in Dec.  
 22% (83,359) were family cases 86,827 cases or 19% in Dec.

\*The discrepancy between this and last month's figures are due to corrections of errors in last month's statistics of civil and family cases and the addition of a new column to show the objections made in criminal cases. (Code of Criminal Procedure, Art. 428)

2. 42% (163,646 cases) of the above cases were disposed of in Jan.; compared to 229,071 cases or 51% of those on the docket in Dec.

- 60% (98,203) were criminal cases, (145,016 cases or 63% in Dec.)  
 19% (31,011) were civil cases (40,329 cases or 18% in Dec.)  
 21% (34,432) were family cases (4,726 cases or 19% in Dec.)

3. The remainder or 58% (221,114) were pending as of end of Dec.; compared to a total of 49% or 217,072 as of end of Dec.

- 35% (77,517) are criminal cases 80,385 cases or 37% in Dec.  
 43% (94,670) are civil cases 93,586 cases or 43% in Dec.  
 22% (48,927) are family cases 43,101 cases or 20% in Dec.

## (Y) Figures concerning actual cases (civil and criminal)

1. There were a total of 174,339 actual cases on the docket of civil and criminal courts in Jan. (A decrease of 38,167 cases or 22% compared to Dec.)

135,130 cases were carried over from

39,209 cases were filed in Jan.

174,339 cases

- 64% (110,853) were criminal cases (146,475 cases or 69% in Dec.)  
 36% (63,486) were civil cases (65,501 cases or 31% in Dec.)

2. 24% (42,101 cases) of the above cases were disposed of in Jan. compared to 76,926 cases or 36% of those on the docket in Dec.

- 86% (36,279) were criminal cases (66,941 cases or 90% in Dec.)  
 14% (5,922) were civil cases (7,985 cases or 10% in Dec.)

- 6 -

3. The remainder or 76% (132,130) were pending on the last of Jan.; compared to a total of 64% or 135,190 on the last of Dec.

56% (74,574) are criminal cases (77,534 cases or 57% in Dec.)  
44% (57,564) are civil cases (57,596 cases or 43% in Dec.)

B. Case Load of Judges:

(Judges here include all judges, assistant judges and Summary Court judges)

(X) Case load of total cases

$\frac{\text{No. of total cases on the docket}}{\text{Total Number of Judges}} = \frac{234 \text{ per each Judge}}{(273 \text{ per each Judge in Dec.})}$

ditto, in civil cases  $\frac{125,681 \text{ cases}}{519.8 \text{ persons}} = 242$  (25% in Dec.)

" in criminal cases  $\frac{175,720}{899.3} = 195$  (25% in Dec.)

" in family court cases  $\frac{83,359}{212.6} = 392$  (40% in Dec.)

(Y) Case Load of actual cases (civil and criminal):

$\frac{\text{No. of actual cases on the docket } 124,339}{\text{Total Number of Judges } 1,419.1} = \frac{88 \text{ per each Judge}}{(140 \text{ per each judge in Dec.})}$

ditto, in civil cases  $\frac{63,486}{519.8} = 122$  (12% in Dec.)

" in criminal cases  $\frac{110,853}{899.3} = 123$  (16% in Dec.)

C. Criminal Cases:

(X) Total Criminal Cases:

1. On the Docket: 175,720 cases compared to 225,401 in Dec.  
46% (80,396 cases) carried over from Dec.  
54% (95,324 cases) filed in Jan.

Disposed of: 98,203 cases or 56% of those on the docket  
(compared to 145,016 cases or 64% of those cases on the docket in Dec.)

Pending: 77,517 cases or 44% of those on the docket  
(compared to 80,385 cases or 36% of those cases on the docket in Dec.)

(11,650 cases or 15% of the pending cases are to be tried under the old Code of Criminal Procedure, a decrease of 2% as compared to last month)

\* The discrepancy or an increase of 11 cases over last month is due to the addition of a new column for objections made in High Courts.



(Y) Actual Criminal Cases:

1. On the Docket: 110,853 cases compared to 146,475 in Dec.  
 70% (77,534 cases) carried over from Dec.  
 30% (33,319 cases) filed in Jan.

Disposed of: 36,279 cases or 33% of those on the docket  
 (compared to 60,941 cases or 47% of those cases on the docket in Dec.)

Pending: 74,574 cases or 67% of those on the docket  
 (compared to 77,534 cases or 53% of those cases on the docket in Dec.)

17% or 12,418 cases (18,836 persons) of the pending cases are to be tried under the old Code of Criminal Procedure (decrease of 9.8% in case and 9.0% in person from Dec.)

Cases Pending at End of this Month, last Month		
in Summary Court	526	590
in District Court	3,423	3,642
in High Court	7,634	8,681
in Supreme Court	835	851
Total	12,418	13,764

Among 18,836 Accused in pending cases under old Code:

Accused who are in a missing status	2,682
" " sick or insane	324
Total	3,006

(X) Total Civil Cases

1. On the Docket in Jan.

125,681 cases compared to 133,915 in Dec.  
 75% (93,590 cases) were carried over from Dec.  
 25% (32,091 cases) were filed in Jan.

84% of the above cases or 105,432 cases were Civil Cases (exclusive of civil conciliation)

15% of the above cases or 20,249 cases were Civil-Conciliation (exclusive of domestic conciliation)

Disposed of:

31,011 cases or 25% of those on the docket compared to 30% in Dec.  
 Civil Cases - 27,278 cases or 88% of those disposed of  
 Civil-Conciliation - 3,733 cases or 12% of those disposed of

Pending of:

94,670 cases or 75% of those on the docket compared to 73% in Dec.  
 Civil Cases - 78,154 cases or 83% of those pending  
 Civil-Conciliation - 16,516 cases or 17% of those pending

\* The discrepancy or an increase of 4 cases as of the end of last month is due to correction of tables of both Tokyo and Yamaguchi District Courts.

- 8 -

## (Y) Actual Civil Cases

## On the Docket in Jan.

63,486 cases compared to 65,581 in Dec.

91% (57,596 cases) were carried over from Dec.

9% ( 5,890 cases) were filed in Jan.

98% of the above cases or 62,384 cases were Civil Trial Cases

2% of the above cases or 1,068 cases were Bankruptcy Cases

0% of the above cases or 34 cases were Composition Cases

## Disposed of:

5,922 cases or 9% of those on the docket compared to 12% in Dec.

Trial Cases - 5,869 cases or 99.1% of those disposed of

Bankruptcy Cases - 53 cases or 0.9% of those disposed of

Composition Cases - 0 cases or 0% of those disposed of

## Pending:

57,564 cases or 91% of those on the docket compared to 88% in Dec.

Trial Cases - 56,515 cases or 98.2% of those pending

Bankruptcy Cases - 1,015 cases or 1.8% of those pending

Composition Cases - 34 cases or 0.1% of those pending

- F. Family Cases (Note: Break-down into Actual cases is not feasible since all proceedings are special in nature)

## On the Docket in Jan.:

83,359 cases compared to 86,827 cases in Dec.

52% (43,072 cases) carried over from Dec.

48% (40,287 cases) were filed in Jan.

Domestic Matters - 43,236 cases or 51.8% of those on the docket

Domestic Conciliation - 10,648 cases or 12.8% of those on the docket

Juvenile Delinquency - 29,333 cases or 35.2% of those on the docket

Crimes Against Juveniles - 140 cases or 0.2% of those on the docket

## Disposed of:

34,432 cases or 41% of those on the docket compared to 50% in Dec.

Domestic Matters - 23,937 cases or 69.5% of those disposed of

Juvenile Delinquency - 7,808 cases or 22.7% of those disposed of

Crimes Against Juveniles - 19 cases or 0.1% of those disposed of

## Pending:

48,927 cases or 59% of those on the docket compared to 50% in Dec.

Domestic Matters - 19,301 cases or 39.4% of those pending

Domestic Conciliation - 7,980 cases or 16.3% of those pending

Juvenile Delinquency - 21,525 cases or 44.0% of those pending

Crimes Against Juveniles - 121 cases or 0.3% of those pending

\* The discrepancy or decrease of 29 cases as of the end of last month is due to errors in tables furnished by the Utsunomiya Family Court coming under the jurisdiction of the Tokyo High Court and the Sapporo Family Court under the Sapporo High Court.

II LENGTH OF TIME IN DISPOSITION IN ALL COURTS

A. Length of Time in Disposition of Actual Civil Cases

1. Actual Cases Disposed of during Month

(a) From Receipt to Disposal in reporting Court

		3 months or less	3 - 6 months	6 months to 1 yr.	1 - 3 yrs.	Over 3 yrs.	Total
1st Instance	Sum. Ct.	227 (47.2%)	73 (15.2%)	66 (13.7%)	100 (20.8%)	15 (3.1%)	481
	Dist. Ct.	2,003 (39.7)	1,170 (23.2)	832 (16.5)	664 (13.2)	379 (7.5)	5,048
	High Ct.	( )	( )	1 (25.0)	( )	3 (75.0)	4
<b>Total</b>		2,230 (40.3)	1,243 (22.5)	899 (16.2)	764 (13.8)	397 (7.2)	5,533
Appeal Instance	Dist. Ct.	3 (6.9)	5 (11.4)	10 (22.7)	16 (36.4)	10 (22.7)	44
	High Ct.	52 (15.9)	77 (23.5)	100 (30.6)	81 (24.8)	17 (5.2)	327
	Sup. Ct.	1 (5.6)	3 (16.7)	7 (38.9)	7 (38.9)	( )	18
<b>Total</b>		56 (14.4)	85 (21.9)	117 (30.1)	104 (26.7)	27 (6.9)	389
<b>Grand Total</b>		2,286 (38.6)	1,328 (22.4)	1,016 (17.2)	868 (14.7)	424 (7.2)	5,922

(b) From Original Filing to Disposal

		1 year or less	1 - 3 years	3 - 5 years	5 - 10 years	Over 10 years	Total
1st Instance	Sum. Ct.	366 (76.1%)	100 (20.8%)	15 (3.1%)	( ) (%)	( ) (%)	481
	Dist. Ct.	3,999 (79.2)	783 (15.5)	180 (3.6)	74 (1.5)	12 (0.2)	5,048
	High Ct.	1 (25.0)	( )	1 (25.0)	( )	2 (50.0)	4
<b>Total</b>		4,366 (78.9)	883 (16.0)	196 (3.5)	74 (1.3)	14 (0.3)	5,533
Appeal Instance	Dist. Ct.	14 (31.8)	22 (50.0)	7 (15.9)	1 (2.3)	( )	44
	High Ct.	89 (27.2)	164 (50.2)	57 (17.4)	12 (3.7)	5 (1.5)	327
	Sup. Ct.	( )	(61.1)	(27.8)	(11.1)	( )	18
<b>Total</b>		(26.5)	(50.6)	(17.7)	(3.9)	(1.3)	389
<b>Grand Total</b>		4,469 (75.5)	1,080 (18.2)	265 (4.5)	89 (1.5)	19 (0.3)	5,922

2. Actual Cases Pending at the End of the month:

(a) Length of time pending in reporting Court:

		3 months or less	3 - 6 months	6 mos. to 1 yr.	1 - 3 yrs.	Over 3 yrs.	Total
1st Instance	Sum. Ct.	(43.0%)	(14.1%)	(12.3%)	(23.5%)	(7.1%)	2,870
	Dist. Ct.	12,634 (28.5)	8,383 (18.9)	9,065 (20.5)	10,825 (24.4)	3,372 (7.6)	44,279
	High Ct.	13 (15.5)	17 (20.2)	10 (11.9)	22 (26.2)	22 (26.2)	84
Total		13,880 (29.4)	8,804 (18.6)	9,429 (20.0)	11,521 (24.4)	3,599 (7.6)	47,233
Appeal Instance	Dist. Ct.	97 (14.9)	89 (13.7)	128 (19.7)	276 (42.5)	59 (9.1)	649
	High Ct.	1,615 (32.2)	881 (17.6)	1,175 (23.4)	1,071 (21.3)	278 (5.5)	5,020
	Sup. Ct.	132 (21.5)	128 (20.8)	148 (24.1)	205 (33.3)	2 (0.3)	615
Total		1,844 (29.3)	1,098 (17.5)	1,451 (23.1)	1,552 (24.7)	339 (5.4)	6,284
Grand Total		15,724 (29.4)	9,902 (18.5)	10,880 (20.3)	13,073 (24.4)	3,938 (7.4)	53,517

(b) Length of time pending since Original Filing

		1 year or less	1 - 3 years	3 - 5 years	5 - 10 years	Over 10 yrs.	Total
1st Instance	Sum. Ct.	1,987 (69.2%)	679 (23.7%)	203 (7.1%)	1 (0%)	(%)	2,870
	Dist. Ct.	30,073 (67.9)	11,015 (24.9)	2,038 (4.6)	970 (2.2)	183 (0.4)	44,279
	High Ct.	40 (47.6)	23 (27.4)	13 (15.5)	1 (1.2)	7 (8.3)	84
Total		32,100 (68.0)	11,717 (24.8)	2,254 (4.8)	972 (2.1)	190 (0.4)	47,233
Appeal Instance	Dist. Ct.	165 (25.4)	316 (48.7)	129 (19.9)	25 (3.9)	14 (2.2)	649
	High Ct.	986 (19.7)	2,774 (55.4)	1,021 (20.4)	175 (3.5)	54 (1.1)	5,010
	Sup. Ct.	30 (4.9)	374 (60.8)	185 (30.1)	24 (3.9)	2 (0.3)	615
Total		1,181 (18.8)	3,464 (55.2)	1,335 (21.3)	224 (3.6)	70 (1.1)	6,274
Grand Total		33,281 (62.2)	15,181 (28.4)	3,589 (6.7)	1,196 (2.2)	260 (0.5)	53,507

B. Length of Time in Disposition of Original Cases

1. Persons Disposed of during month (39874 persons reported)  
(exclusive of 2 persons retried)

(a) From receipt to Disposal in reporting Court

		1 month or less	1 - 3 months	3 - 6 months	6 mos. to 1 yr.	1 yr.- 2 yrs.	Over 2 yrs.	Total
1st Instance	Sum. Ct.	1,462 (33.3)	2,348 (53.5)	336 (7.6)	127 (2.9)	49 (1.1)	68 (1.6)	4,370
	S.P.	25,052 (96.1)	1,007 (3.9)	( )	( )	( )	( )	26,059
	Dist. Ct.	762 (12.2)	2,814 (45.3)	1,235 (19.8)	746 (12.0)	437 (7.0)	232 (3.7)	6,226
	High Ct.	( )	( )	( )	( )	( )	( )	( )
	Total	27,276 (74.4)	6,169 (16.8)	1,571 (4.3)	873 (2.4)	486 (1.3)	300 (0.8)	36,675
Appeal Instance	Dist. Ct.	( )	6 (5.3)	2 (1.7)	2 (1.7)	54 (47.4)	50 (43.9)	114
	High Ct.	213 (7.5)	330 (11.6)	434 (15.2)	271 (9.5)	800 (28.1)	801 (28.1)	2,849
	Sup. Ct.	10 (4.2)	30 (12.7)	69 (29.2)	75 (31.8)	44 (17.7)	2 (3.4)	236
	Total	223 (7.0)	366 (11.4)	505 (15.8)	349 (10.9)	808 (28.1)	859 (26.0)	3,199
Grand Total		27,499 (68.9)	6,535 (16.4)	2,076 (5.2)	1,221 (3.1)	1,324 (3.5)	1,159 (2.9)	39,874

(b) From Original Filing to Disposal

		1 month or less	1 - 3 months	3 - 6 months	6 mos. to 1 yr.	1 yr.- 2 yrs.	Over 2 yrs.	Total
1st Instance	Sum. Ct.	1,414 (32.2)	2,379 (54.2)	347 (7.9)	113 (2.6)	68 (1.5)	69 (1.6)	4,390
	S.P.	25,052 (96.1)	1,006 (3.9)	1 (0.0)	( )	( )	( )	26,059
	Dist. Ct.	740 (11.9)	2,806 (45.1)	1,239 (19.9)	753 (12.1)	451 (7.2)	237 (3.8)	6,226
	High Ct.	( )	( )	( )	( )	( )	( )	( )
	Total	27,206 (74.2)	6,191 (16.9)	1,587 (4.3)	866 (2.4)	519 (1.4)	306 (0.8)	36,675
Appeal Instance	Dist. Ct.	( )	( )	( )	( )	( )	114 (100)	114
	High Ct.	2 (0.1)	133 (4.7)	333 (11.9)	455 (15.9)	355 (12.5)	1,566 (49.2)	2,849
	Sup. Ct.	( )	( )	4 (1.7)	15 (6.4)	59 (25.0)	158 (66.9)	236
	Total	2 (0.1)	133 (4.2)	342 (10.7)	470 (14.7)	414 (12.9)	1,838 (57.4)	3,199
Grand Total		27,208 (68.2)	6,324 (16.0)	1,929 (4.8)	1,336 (3.3)	933 (2.3)	2,144 (5.4)	39,874

2. Persons Pending at the End of Month:  
(96,306 persons reported)

(exclusive of 46 persons in retrials)

(a) Persons pending in reporting Court:

		1 month or less	1 - 3 months	3 - 6 months	6 Mos.- 1 yr.	1 - 2 yrs.	Over 2 yrs.	Total
1st Instance	Sum. Ct.	5,636 (96.2%)	223 (3.8%)					5,859
	O.P.	3,785 (32.0)	9,951 (33.4)	1,468 (12.4)	1,016 (8.6)	1,030 (8.8)	567 (4.8)	11,817
	Dist. Ct.	4,528 (9.6)	12,592 (26.8)	8,284 (17.6)	9,224 (19.7)	8,381 (17.8)	3,993 (8.5)	47,002
	High Ct.				3 (100)			3
Total		13,949 (21.6)	16,766 (26.0)	9,752 (15.1)	10,243 (15.8)	9,411 (14.5)	4,560 (7.0)	64,681
Appeal Instance	Dist. Ct.	7 (1.0)	30 (4.2)	10 (1.4)	130 (15.2)	128 (18.0)	408 (57.2)	713
	High Ct.	2,652 (10.1)	3,868 (14.9)	3,534 (13.5)	3,802 (14.5)	7,357 (28.1)	4,925 (18.9)	26,138
	Sup. Ct.	598 (12.5)	1,091 (22.9)	1,326 (27.8)	1,251 (26.2)	474 (9.9)	34 (0.7)	4,774
Total		3,257 (10.3)	4,989 (15.8)	4,870 (15.4)	5,183 (16.4)	7,959 (25.2)	5,367 (16.9)	31,625
Grand Total		17,206 (17.9)	21,755 (22.6)	14,622 (15.2)	15,426 (16.0)	17,370 (18.0)	9,927 (10.3)	96,306

(b) Persons pending since Original Filing

		1 month or less	1 - 3 months	3 - 6 months	6 mos.- 1 yr.	1 - 2 yrs.	Over 2 yrs.	Total
1st Instance	Sum. Ct.	5,636 (96.2%)	223 (3.8%)					5,859
	O.P.	3,510 (29.7)	4,065 (34.4)	1,531 (13.0)	1,052 (8.9)	1,074 (9.1)	585 (4.9)	11,817
	Dist. Ct.	4,453 (9.5)	12,486 (26.5)	8,262 (17.6)	9,224 (19.7)	8,557 (18.2)	4,020 (8.5)	47,002
	High Ct.				3 (100)			3
Total		13,599 (21.0)	16,774 (26.0)	9,793 (15.1)	10,279 (15.9)	9,631 (14.9)	4,605 (7.1)	64,681
Appeal Instance	Dist. Ct.						713 (100)	713
	High Ct.	3 (0.0)	652 (2.5)	2,515 (9.6)	5,111 (19.5)	5,523 (21.2)	12,334 (47.2)	26,138
	Sup. Ct.		3 (0.1)	16 (0.3)	456 (9.6)	2,795 (58.5)	1,504 (31.5)	4,774
Total		3 (0.0)	655 (2.3)	2,531 (0.0)	5,567 (17.6)	8,318 (26.3)	14,551 (46.0)	31,625
Grand Total		13,602 (14.1)	17,429 (18.1)	12,324 (12.8)	15,846 (16.4)	17,949 (18.6)	19,156 (20.0)	96,306

C. Length of Time in Disposition of Family Court Cases

1. Cases Disposed of during Month

(Length of Time From Receipt to Disposal)

		1 month or less	1 - 3 months	3 - 6 months	6 - 9 months	9 mos. to 1 yr.	Over 1 yr.	Total
Family Cases	Judge- ment	18,398 (76.9%)	4,540 (19.0%)	652 (2.7%)	142 (0.6%)	87 (0.4%)	118 (0.5%)	23,937
	Conci- liation	746 (28.0)	1,140 (42.7)	476 (17.8)	142 (5.3)	67 (2.5)	97 (3.6)	2,668
Total		19,144 (72.0)	5,680 (21.3)	1,128 (4.2)	284 (1.1)	154 (0.6)	215 (0.8)	26,605
Juvenile cases		3,094 (39.6)	2,991 (39.3)	1,053 (13.5)	526 (6.8)		144 (1.8)	7,808

2. Cases Pending at the End of the month:

(Length of Time pending)

		1 month or less	1 - 3 months	3 - 6 months	6 - 9 months	9 mos. to 1 yr.	Over 1 yr.	Total
Family Cases	Judge- ment	11,574 (60.0%)	3,984 (20.6%)	1,613 (8.4%)	807 (4.3%)	527 (2.7%)	796 (4.1%)	17,301
	Conci- liation	2,268 (28.4)	2,373 (29.7)	1,487 (18.6)	686 (8.7)	391 (4.9)	775 (9.7)	7,980
Total		13,842 (50.7)	6,357 (23.3)	3,100 (11.4)	1,493 (5.5)	918 (3.4)	1,571 (5.8)	27,281
Juvenile cases		3,479 (39.4)	6,137 (28.5)	3,825 (17.8)	2,350 (10.9)		734 (3.4)	21,525

III CRIMINAL CASES--New Receipt, Disposition (Crimes and Penalties), Warrants, Bail and Detention

A. Number of Accused involved in Cases newly received

- (1) In first instance 32,805 persons  
 (Summary Procedure 23,615)  
 (Ordinary Procedure 9,190)
- (2) In Appeal instance 3,408 persons  
 (District Court 13)  
 (High Court 2,786)  
 (Supreme Court 609)
- (3) Total Number 36,213 persons

B. Crimes, Penalties, etc. in Cases Disposed of in First Instance During the month of

1. Crimes

Major Crimes	385 persons (1.0%),	298 cases (0.9%)
Lesser Crimes	8,760 persons (23.9%),	7,382 cases (21.8%)
Minor Offenses	27,530 persons (75.1%),	26,148 cases (77.3%)
Total	36,675 persons (100%),	33,828 cases (100%)

2. Disposition of 36,675 persons was as follows:

Guilty: 34,642 (94.4%)  
 Among them: Penalty suspended 3,494 (10%)  
 Not Guilty 156 (0.4%)  
 Remission of Penalty: 4 (0.0%)  
 Dismissal of Public Action and Others: 1,873 (5.2%)  
 Total 36,675

3. Penalties Imposed on 24,642 guilty persons

Death 4: (0.01%)  
 Penal servitude or Imprisonment 6,899: (19.92%)  
     life 8: (0.1%)  
     10 years to life 12: (0.2%)  
     5 - 10 years 152: (2.2%) : Penalty suspended:  
     1 - 5 years 3,916: (56.8%) : 1,616 (46.2%)  
     6 mos. to 1 year 2,235: (32.4%) : 1,235 (35.4%)  
     less than 6 mos. 576: (8.3%) : 319 (11.1%)  
 Fine : 19,426 : (56.07%) 251 (7.2%)  
 Detention : 46 : (0.13%)  
 Minor Fine : 8,267 : (23.87%)  
 Total 34,642 (100.0%) 3,494 (100%)

C. Warrants:

Total Warrants issued during the month of Jan.: compared to 62,639 in Dec.  
 Issued upon Request: 53,304 (99%)

Issued ex Officio: 320 (1%)

Refused: 250 (0.5%) of those requested and those issued ex officio

1. Types of Courts:

Summary Court issued 33,061 (62%) and refused 145 (59%)  
 District Court issued 20,651 (38%) and refused 102 (41%)  
 High Court issued ( ) and refused ( )

2. Types of Warrants:

Search, Seizure and Inspection 8,229 (15.3%) compared to 17.5% in Dec.  
 Arrest 24,720 (46.0%) " 43.6% "  
 Detention 12,410 (23.1%) " 25.9% "  
 Production & Exam. of Persons 204 (0.4%) " 0.4% "  
 Others 8,149 (15.2%) " 12.6% "  
 Total 53,712



D. Warrant, Non-penal fine and Penalties imposed upon witnesses

1. Number of witnesses produced by warrants

	Summary Court	District Court	High Court
New Code of Crim. Proc. §152		17	
New Code of Crim. Proc. §135			
Code of Civil Proc. §278		4	
Total		21	

2. Non-Penal Fine imposed upon Witnesses

	Summary Court		District Court		High Court	
	Persons	Amount of money	Persons	Amount of money	Persons	Amount of money
New Code of Crim. Proc. §150			4	3,500		
New Code of Crim. Proc. §160						
New Code of Crim. Proc. §133						
New Code of Crim. Proc. §137						
Code of Civil Proc. §277	1	1,000	25	29,600		
Code of Civil Proc. §284						
Total	1	1,000	29	33,100		

3. Penalties imposed in first Instance upon witnesses

	Summary Court				District Court			
	No. of Accused	Guilty Persons	Among them Fine Deten- tion		No. of Accused	Guilty Persons	Among them Fine Deten- tion	
New Code of Crim. Proc. §151								
New Code of Crim. Proc. §161								
New Code of Crim. Proc. §134								
New Code of Crim. Proc. §138								
Code of Civil Proc. §277-2								
Code of Civil Proc. §284								
Total								

E. BAIL

1. Number of Persons Newly Released on Bail during Month

Released before Conviction in 1st Instance (B.C.)	1,561 (77%)
" pending Appeal (P.A.)	461 (23%)
Total	2,022

(a) As compared to the last month

		Summary Courts	District Courts	High Courts	Supreme Court	Total
(A)	B.C.	421	1,140			1,561
	P.A.	88	267	104	2	461
	Total	509	1,407	104	2	2,022
(B)	B.C.	776	2,638			3,414
	P.A.	169	510	168	8	855
	Total	945	3,148	168	8	4,269
(A)-(B)	B.C.	-355	-1,498			-1,853
	P.A.	-81	-243	-64	-6	-394
	Total	-436	-1,741	-64	-6	-2,247

(b) As broken down by Classes of Crimes

		Summary Courts	District Courts	High Courts	Supreme Court	Total
Major Crimes	P.C.		59			59
	P.A.		27	10		37
	Sub-total		86	10		96
Lesser Crimes	B.C.	395	1,081			1,476
	P.A.	88	240	94	2	424
	Sub-total	483	1,321	94	2	2,900
Minor Offences	B.C.	26				26
	P.A. Sub-total	26				26
Total	B.C.	421	1,140			1,561
	P.A.	88	267	104	2	461
Grand Total		509	1,407	104	2	2,022

(c) Percentage of Release on Bail

	Summary Courts	District Courts	High Courts	Supreme Court	Total
(A) Persons newly released on Bail	509	1,407	104	2	2,022
(B) Persons under detention at the end of last month	3,990	9,658	1,799	228	15,675
A/B (%)	12.8	14.6	5.8	8.8	12.9

2. Total Number of Persons out on Bail at the end of Month

Before conviction (F.C.)	15,141	(48%)
Pending Appeal (P.A.P)	16,354	(52%)
Total	31,495	

(a) As compared to the last month

	Summary Courts	District Courts	High Courts	Supreme Court	Total
(A) F.C.	1,165	13,976			15,141
P.A.	159	860	13,248	2,087	16,354
Total	1,324	14,836	13,248	2,087	31,495
(b) F.C.	1,214	14,312			15,526
P.A.	208	1,309	13,378	2,024	16,919
Total	1,422	15,621	13,378	2,024	32,445
(A - B) F.C.	-49	-336			-385
P.A.	-49	-449	-130	+63	-565
Total	-98	-785	-130	+63	-950

(b) As broken down by Classes of Crime

		Summary Courts	District Courts	High Courts	Supreme Court	Total
Major Crimes	B.C.		593			593
	P.A.		57	981	280	1,318
	Sub-Total		650	981	280	1,911
Lesser Crimes	B.C.	1,142	13,303			14,525
	P.A.	155	787	12,257	1,806	15,005
	Sub-Total	1,297	14,170	12,257	1,806	29,530
Minor Offences	B.C.	23				23
	P.A.	4	16	10	1	31
	Sub-Total	27	16	10	1	54
Total	B.C.	1,165	13,976			15,141
	P.A.	159	860	13,248	2,087	16,354
Grand Total		1,324	14,836	13,248	2,087	31,495

3. Forfeiture of bail-money during Month

Total No. of Accused violating conditions of bail: 108 persons  
 Total amount of bail of above accused: ¥1,871,000  
 Total No. of accused whose bail confiscated: 99 persons  
 Total amount of bail confiscated: ¥1,661,200

4. Number of Missing Accused in Cases Pending at End of Month:

a) Escaped from detention 349  
 b) Free on bail 2,559  
 c) Released without bail 419  
 d) Never detained 1,287  
 Total 4,614

F. DETENTION (Including that before Indictment)

1. Total Number of Persons Newly Detained during month

Before Indictment (B.I.) 12,169  
 After Indictment (A.I.) 241  
 Total 12,410

(a) As compared to the last month

	Detained by						Total	
	Summary Courts		District Courts		High Courts		B.I.	A.I.
	B.I.	A.I.	B.I.	A.I.	B.I.	A.I.		
Jan. (A)	5,658	113	6,511	128			12,169	241
Dec. (B)	7,294	196	8,490	290			15,784	486
(A)-(B)	-1,636	-83	-1,979	-162			-3,615	-245

(b) Indication Cases

Total Number of Indication Cases

Supreme Court	
High Court	
District Court	59
Summary Court	15
Total	74

(c) Habeas Corpus Cases

	Carried over	Newly filed	Disposed of	pending
Supreme Court	2	1	0	3
High Court	1	0	1	0
District Court	0	1	1	0
Total	3	2	2	3

2. Number of Persons Under Detention at the End of Month

Before Indictment (suspected persons)	4,588
After Indictment (accused persons)	14,227
Total	18,815

(a) As compared to the last month

		Major Crimes	Lesser Crimes	Minor Offences	Total
		Before Indictment	267 (5.8%)	4,129 (90.0%)	192 (4.2%)
Dec. (B)	185 (6.4%)	2,562 (88.5%)	147 (5.1%)	2,894	
(A)-(B)	+82	+1,567	+45	+1,694	
After Indictment	Jan. (A)	1,716 (12.1%)	12,475 (87.7%)	36 (0.2%)	14,227
Dec. (B)	1,746 (11.1%)	13,870 (89.5%)	59 (0.4%)	15,675	
(A)-(B)	-30	-1,395	-23	-1,448	

(b) Accused Persons under detention as broken down by Courts and Periods of Procedure

		Summary Courts	District Courts	High Courts	Supreme Court	Total	%	
Before Trial in 1st Instance	Major Crime		348			348	78.0	100%
	Lesser Crime	1,660	2,435			4,095	91.5	
	Minor Offense	30				30	0.7	
During Trial in 1st Instance	Major Crime		763			763	14.0	100%
	Lesser Crime	1,122	3,530			4,702	86.0	
	Minor Offense	3				3	0.0	
Pending Appeal	Major Crime		179	337	89	605	14.0	100%
	Lesser Crime	903	1,009	1,589	177	3,678	86.0	
	Minor Offense	3				3	0.0	
Total	Major Crime		1,290	337	89	1,716	12.1	100%
	Lesser Crime	3,685	7,024	1,589	177	12,475	87.7	
	Minor Offense	36				36	0.2	
Grand Total		3,721	8,314	1,926	266	14,227		

(c) Percentage of Accused Persons under Detention to the Total Number of Persons involved in Pending Cases (both as of End of Month)

	Summary Courts	District Courts	High Courts	Supreme Court	Total
(A) Total Persons In Pending Cases	17,679	47,734	26,162	4,777	96,352
(B) Accused Persons under Detention *	3,721	8,314	1,926	266	14,227
$\frac{B}{A}$ %	21.0	17.4	7.4	5.6	14.8

\* This column involves persons involved in some Disposed-of-Cases such as arranged in Art. 97, of Code of Crim. Proc.

3. Treatment of All Accused Persons involved in Pending Cases at the End of Month

(a) In first Instance

		Under detention	Free under Bail	Execution of detention suspended	Never detained	Total
Summary Courts	LC	2,782	1,142	97	1,365	5,386
	MO	33	23	1	11,440	11,497
	Total	2,815	1,165	98	12,805	16,883
District Courts	MC	1,111	593	56	239	1,999
	LC	6,015	13,383	464	19,010	38,872
	MO					
	Total	7,126	13,976	520	19,249	40,871
High Courts	LC					
	LC				3	3
	MO					
	Total				3	3
Grand Total (%)		9,941	15,141	618	32,057	57,757
		17.2	26.2	1.1	55.5	100%

(b) In Appeal (Including, besides those pending appeal, cases on which the terms for recourse have not yet expired after the original convictions were given, and those the records of which are pending in the original instances after appealed.)

	Under detention	Free under Bail	Execution of detention suspended	Never detained	Total
Summary Courts	906	159	261	3,661	4,987
District Courts	1,188	860	251	1,211	3,510
High Courts	1,926	13,248	631	10,457	26,262
Supreme Court	266	2,087	548	1,863	4,764
Total (%)	4,286 (10.8)	16,354 (41.4)	1,691 (4.3)	17,192 (43.5)	39,523 (100%)
Major Crime	605	1,318	135	76	2,134
Among Lesser than Crime	3,678	15,005	1,533	11,931	32,147
Minor Offense	3	31	23	5,185	5,242

(c) House of detention of all persons under detention

Detained Persons	In first Instance	9,941	70%
	In Appeal	4,286	30%
	Total	14,227	100%
Among them	In ordinary Prison*	11,892	84%
	In police detention house	2,335	16%

\* Reported from Prison Bureau, Attorney-General's Office

(IV)

PERSONNEL OF ALL COURTS

A. Personnel Situation as of End of

(1)

	Fixed by Law	Allocation No.	Actually employed *	Vacancies
Judges	1,089	1,079	980 (58)	99
Asst. Judges	444	438	380 (27)	58
Summary Ct. Judges	738	717	615 (13)	102
Total	2,261	2,234	1,975 (98)	259

\* Figures in parentheses indicate personnel assigned to duty with the General Secretariat, the Judicial Research and Training Institute and the Research and Training Institute for Court, and the Secretariat of each High Court. (Among them those on duty in the Supreme Court are 67.)



(2)

	Fixed by law	Allocation No.	Actually employed	Vacancies
<b>Court Officials</b>				
Court Clerks	2,261	2,256	532	1,724
Asst. Ct. Clerks	2,089	1,968	3,143	1,175
Juvenile Investigator	232	224	122	102
Asst. Juvenile Investigator	334	326	274	54
Court Secretary	3,588	2,986	2,856	130
Marshals			217	
Others Ct. Officials	200	200	129	71
<hr/>				
Legal Apprentices			543	
Apprentices of the Research and Training Institute for Court Clerks			115	
<u>All other Employees</u>	<u>11,595</u>	<u>10,830</u>	<u>10,255</u>	<u>575</u>

B. Personnel Changes During

Remarks: In the following tables,

- (a) "Newly Appointed" includes not only personnel appointed newly as court officials, but also those who are now court officials and newly appointed to another position;
- (b) "Transferred in" means transfers from other courts with the same posts retained;
- (c) "Transferred to" means either transfers to other courts with the same official posts retained, or transfers to other official posts, irrespective of whether or not transfers to other courts were made.

(1) Judges:

Increased by a total of 21

	Judges	Asst. Judges	Summary Ct. Judges
Appointment (a)	1		1
Transferred in (b)	5	3	11
Decreased by a total of 20			
Death, Retirement or Resigned	1		
Transferred is (c)	6	4	9
Dismissal			

(2) Court Officials other than Judges:

Increased by a total of 161

	Court Clerks	Asst. Ct. Clerks	Juvenile Investigator	Asst. Juvenile Investigator	Court Secretaries	Marshal	Other Court Officials	Legal Apprentices	Apprentices of the Research & Training Institute for Court Clerks
Appointment (a)	33	34	1	5	33				
Transferred in (b)	6	25	2	4	17		1		
Decreased by a total of 168									
Death or Resigned		22			28	3			
Transferred to (c)	8	55	2	3	39		1		
Dismissal		1			6				

(3) All Other Employees:

Increased by 149 (Appointment 126 Transference 23)

Decreased by 149 (Death or Retirement 99 Transference 43 Dismissal 7)

D. Total No. of Courts as of End of Jan.

Supreme Court	1
High Court	8
High Court Branch	6
District Court	49
District Court Branch	232
Summary Court	565
Family Court	49
Family Court Branch	232
<b>Total</b>	<b>1,142</b>

*Elect*

15 March 1951 rk

PERSPECTIVE OF CANDIDATES RUN FOR GOVERNORSHIP:  
(Digest made as of March 15, 1951)

Tokyo: Mr. Seiichiro Yasui, Independent, will assuredly run for the chair supported by both the Liberal Party and the Democrat Party. The Socialist Party will bring forward Mr. Kanju Kato, former Minister of Labor, as the candidate. At present Mr. Kato is the only one candidate for governorship designated by the Socialist Party throughout the Kanto Area (Chiba, Saitama and Gumma Prefectures have no election at this time). Mr. Yadanji Nakajima, a recent depurged, former Dietman and a financial expert, is said to have recently declined the recommendation made by the Democrat Party to have him run for the election.

Kanagawa: Mr. Iwataro Uchiyama has recently made public that he would run as an independent candidate supported by the joint force of the Liberals and Democrats. He is the only one candidate for the post at present. Mr. Ryo Moji, present Socialist member of the Lower House, is said still evading to run for the unpromising election.

Shizuoka: Mr. Takeji Kobayashi, present governor, was finally designated on March 5 as the Liberals' official candidate by the president of the Party, Premier Yoshida. Mr. Hisao Saito, Chief of the General Affairs Department of the Prefectural Government, resigned on the same day from his post in order to run for the governorship.

Yamanashi: Mr. Shoho Yoshie, independent, present governor of the Liberal faction, and Mr. Hitoshi Shimizu of Ryokufukai will assuredly run for the governorship. The Liberal Party will fully support Mr. Yoshie. Mr. Hisashi Amano is expected to stand as a candidate supported by the anti-Yoshie league by the name of the Prefectural Administration Reform League which consists of the Democrat Party, Socialists and the Government and Public Officials Labor Union.

Tochigi: Mr. Jukichi Kodaira, present, Liberal governor, will assuredly run for his second governorship. The Democrat Party is trying to persuade Mr. Koji Funata, present Democrat member of the Lower House; in case Mr. Funata accepts the offer all the opposition parties may, possibly, support him. In case Mr. Funata declines the offer, lawyer Daihachi Onuki, of the Socialist Party, will run under the support of his party.

Nagano: As to Mr. Torao Hayashi situation is unchanged. Mr. Tatsuo Yonekura, a former Councillor has been nominated as the official candidate by the Democrat Party; as the result Mr. Matazaemon Matsuhashi has been dropped from the list of would-be candidates. On the other hand Mr. Chiju Katagiri was recognized as the official candidate by the Liberals. Mr. Hirokichi Hayashi, a communist writer has also been dropped from the list.

Ibaraki: Mr. Yoji Tomosue, independent, present governor, will decidedly run for the governorship. The Liberal party and Democrat party have decided to support Mr. Tomosue. The Socialist Party is said to have Mr. Goro Manda, former socialist member of the House of Representatives, however, he is said he would not accept the offer. The Communist Party has no suitable candidate. A new candidate named Mr. Sozaemon Yanagawa, a recent depurged, former upper house member, may run under the support of the Liberals.

K. KOIWAI

SUMMERIZED STATISTICS REGARDING APRIL ELECTIONS THROUGHOUT THE COUNTRY:  
(The Asahi - 5 March 1951, by courtesy of the  
National Election Control Commission)

1. Number of autonomous heads to be newly elected:

a. Governors - 34 (excluding Aomori, Miyagi, Fukushima, Gumma, Saitama, Chiba, Toyama, Gifu, Kyoto, Hiroshima, Kagawa and Kochi).

b. Among total 240 of city mayors and ward-heads (including 23 ward-heads in Tokyo) 203 (including 18 Tokyo ward-heads) are to be newly elected.

c. Among total 10,058 town and village headmen 7,065 are to be newly elected.

2. Number of autonomous assemblymen to be elected:

a. To, Do, Fu and prefectural assemblymen 2,509 are to be refreshed.

b. Among 270 cities and wards assemblies (including 23 Tokyo wards) 8,791 assemblymen of 248 assemblies (including 22 Tokyo wards) are to be newly elected.

c. Among 10,117 town and village assemblies 173,086 members of 9,583 assemblies are to be newly elected.

As shown above the total number of men to be newly elected amounts to 189,988.

3. Estimated expenses:

a. Official expenses necessary for carrying out elections will amount to two billion yen; Central government will pay the total amount to autonomous bodies out of the Equalization Fund.

b. The fixed amount of expenditure allowed to a candidate to spend is:

Governor	- ¥ 500,000
Mayor or ward-headman	- 150,000
Town or village headman	- 60,000
Prefectural assemblyman	- 200,000
City or ward assemblyman	- 5,000
Town or village assemblyman	- 2,000

Total of the fixed amount - 2 billion yen  
(Total estimated number of candidates - 234,000)

4. Materials to be consumed (furnished by the government);

a. Paper - ten million lbs. (this quantity sufficient to cover the need of paper for all the newspapers in this country for 20 days.)

b. Gasoline and heavy oil - 192,000 litre (168 drumcans.)

5. Table showing present political classification, as of 28 February 1951.

	<u>Governor</u>	<u>Mayor or Ward- head</u>	<u>Town or Village Head</u>	<u>Pref. Assembly- man</u>	<u>City or Ward Assembly- man</u>	<u>Town or Village Assemblyman</u>
Liberal	8	42	838	940	2,308	10,237
Democrat	-	12	281	506	829	3,803
Socialist	5	11	203	394	746	4,185
Communist	-	-	18	7	77	671
Social Democrat	-	-	-	4	3	60
Labor Farmer	-	-	6	5	7	66
New Liberal	-	-	2	-	2	46
Japan Farmer	-	-	14	1	6	583
Others	1	2	20	321	342	604
Independent	32	206	8,651	253	4,473	151,942

K. KOIWA

TELEPHONE  
GINZA (87)  
4752, 4753  
8504, 8505

Kanto Liaison & Coordination Office  
Japanese Government

ADDRESS  
No. 1, 2-Chome, Shiba-  
Tamura-cho, Minato-ku,  
Tokyo, Japan.

KLO No. 277

28 Feb. 1951

TO : Chief, Kanto Civil Affairs Region  
FROM : Kanto Liaison & Coordination Office  
SUBJECT : Law concerning the Temporary Exceptions  
to the Date of Elections, etc. of  
Assemblymen and Chiefs of Local Public  
Bodies

Forwarded herewith for your information is an  
English copy of subject law promulgated by the Official  
Gazette dated February 2, 1951.



KANTO  
Liaison & Coordination Office

K. Imajo for Director  
K. Narita

(T. Takahashi, officer in charge)

file under "Election Law" if any.  
— M

Law No. 2 of 1951  
(Feb. 1, 1951)

Law concerning the Temporary Exceptions  
to the Date of Elections, etc. of Assem-  
blymen and Chiefs of Local Public Bodies

for Ka C.A.R.

(Exceptions to the Date of Election of Assemblymen)

Article 1 The date of the common election due to expiration of the full term of membership of a local public body whose term of office is expected to expire during the period from the date of enforcement of this Law to April 30, 1951 shall be April 23, 1951 in case of assemblymen of cities, towns and villages (including special wards and whole-affairs-associations), April 30, 1951 in case of assemblymen of To, Do, Fu and prefectures irrespective of the provisions concerning the date of the common election due to expiration of the full term of assemblymen mentioned in Article 33 paragraph 1 of the Public Offices Election Law (Law No. 100 of 1950).

2 A local public body which carries out the election under the provisions of the preceding paragraph shall not hold the re-election or by-election of assemblymen of the local public body during the period as provided for by the same paragraph unless the number of the assemblymen does not become less than a half of the fixed number irrespective of the provisions of the proviso to Article 34 paragraph 2 of the Public Offices Election Law.

(Exception to the Date of Election of Chief)

Article 2. The date of the election of the successor of the chief of a local public body who is in office as of the date of enforcement of this Law and whose term of office is to expire during the period from the date of enforcement of this Law to April 30, 1951 shall be April 23, 1951 in case of mayor of city, town or village (including special wards and whole-affairs-associations), April 30, 1951 in case of



unless the number of the assemblymen does not become less than a half of the fixed number irrespective of the provisions of the proviso to Article 34 paragraph 2 of the Public Offices Election Law.

(Exception to the Date of Election of Chief)

Article 2. The date of the election of the successor of the chief of a local public body who is in office as of the date of enforcement of this Law and whose term of office is to expire during the period from the date of enforcement of this Law to April 30, 1951 shall be April 23, 1951 in case of mayor of city, town or village (including special wards and whole-affairs-associations), April 30, 1951 in case of governor irrespective of the provisions of Article 33 paragraph 1 of the Public Offices Election Law which prescribes concerning the date of election of chief due to expiration of the term of office and the provisions of Article 34 paragraph 1 of the same Law which prescribes concerning the date of election in case post of chief of local public body is vacated or chief has proposed resignation.

2 The provisions of the preceding paragraph shall not apply to the election of the successor of the chief of a local public-body who proposed resignation as of the date of enforcement of this Law.

(Simultaneous Election)

Article 3. The election mentioned in Article 1 paragraph 1 to be held by cities, towns and villages (including special wards and whole-affairs-associations) and the election mentioned in paragraph 1 of the preceding Article to be held by cities, towns and villages (including special wards and whole-affairs-associations) shall be held simultaneously, and the election mentioned in Article 1 paragraph 1 to be held by To, Do, Fu and prefectures and the election mentioned in paragraph 1 of the prede-

ding Article to be held by To, Po, Fu and prefectures shall be held simultaneously.

2 The election to be held under the provisions of the preceding paragraph shall be the election to be held simultaneously under the provisions of Article 119 paragraph 1 of the Public Offices Election Law.

(Prohibition of Double Candidacy)

Article 4, No person who ran as a candidate for the election to be held under the provisions of Article 1 paragraph 1 or Article 2 paragraph 1 shall stand, even in the case where he does not fall under Article 87 paragraph 3 of the Public Offices Election Law, for the election to be held under the provisions of Article 1 paragraph 1 or Article 2 paragraph 1 in the electoral district including the whole or part of the electoral district where the person concerned stood for.

2 Any person who can not stand for the election under the provision of the preceding paragraph shall be regarded as a person who cannot stand for the election under the provisions of Article 87 of the Public Offices Election Law.

Supplementary Provisions:

(Date of Enforcement)

1 This Law shall come into force as from the day of its promulgation.

(Partial Amendment to the Public Offices Election Law)

2 The Public Offices Election Law shall be partial<sup>ly</sup> amended as follows:

Article 33 paragraph 4 shall be amended as follows:

4 When all members of an assembly of a local public body have ceased to exist before the day of expiration of the terms of their offices after the public notice was given of the date of the common election of assemblymen of a local public body to expiration of the full term or post of chief of a local public body

Supplementary Provisions:

(Date of Enforcement)

1 This Law shall come into force as from the day of its promulgation.

(Partial Amendment to the Public Offices Election Law)

2 The Public Offices Election Law shall be partial<sup>ly</sup> amended as follows:

Article 33 paragraph 4 shall be amended as follows:

4 When all members of an assembly of a local public body have ceased to exist before the day of expiration of the terms of their offices after the public notice was given of the date of the common election of assemblymen of a local public body due to expiration of the full term or post of chief of a local public body is vacated or chief has proposed resignation before the day of expiration of the term of office of chief after the public notice was given of the date of the election due to expiration of the full term, no further public notice of the election due to that reason shall be given. However, when an assembly of a local public body has been dissolved or chief has been discharged or lost this office according to a non-confidence vote before the day of election due to expiration of the full term, the public notice of the election due to expiration of the full term shall lose its validity.

The provisions of the proviso to Article 258 paragraph 1 shall be amended as follows:

However, when a common election due to expiration of the full term is held prior to the day of expiration of the terms of offices of assemblymen of a local public body, the new term shall be reckoned from the day following the day of expiration of the terms of <sup>of offices</sup> the predecessors in case the predecessors have remained

in office to the day of expiration of the term of office; and in case all members of the assembly have ceased to exist after the date of election, the new term shall be reckoned from the day following the day when all members ceased to exist. The provisions of the proviso to Article 259 shall be amended as follows:

However, when the election due to expiration of the full term is held prior to the day of expiration of the term of office of chief of a local public body, the new term shall be reckoned from the day following the day of expiration of the term of office of the predecessors in case the predecessors have remained in office to the day of expiration of the term of office; and in case post of chief is vacated after the date of election, the new term shall be reckoned from the day following the day when post of chief is vacated.

Prime Minister

YOSHIDA Shigeru

KLO No. 277

28 Feb. 1951

TO : Chief, Kanto Civil Affairs Region  
FROM : Kanto Liaison & Coordination Office  
SUBJECT : Law concerning the Temporary Exceptions  
to the Date of Elections, etc. of  
Assemblymen and Chiefs of Local Public  
Bodies

Forwarded herewith for your information is an  
English copy of subject law promulgated by the Official  
Gazette dated February 2, 1951.

KANTO  
Liaison & Coordination Office

Director

K. Narita

(T. Takahashi, officer in charge)

*Elections*

Statements of Governor Kodaira of Toehigi  
Prefecture on March 16, 1951.

1. Local autonomy is facing a few fundamental difficulties.

While much emphasis is put on the independence of local autonomous bodies, economic side of the independence is not at all assured. Thus in 1950, out of the budget of less than five billion yen, only two billion is the income from prefectural tax and the rest the prefecture has to depend on the national government.

A bill to reduce the rate of prefectural tax is going to be introduced to the present session of the diet. It is very perplexing that such a vital problem as reduction of prefectural taxes should be decided by the diet without giving the prefectures any chance to give their opinions.

2. The policy of non-surveillance by KaCAR at the coming election is welcome as such, but usually at the time of elections officers of the Soviet Mission go around prefectures, and the Communists utilize this a lot in their propaganda that the Soviet Mission can have some influence in Japanese local government. If the American officials do not come down and the Soviets do in the future elections, the Communists will make much fuss about it, particularly in connection with the position of the Soviet Mission after ~~the~~ a partial peace treaty. It is desired, therefore, that KaCAR or CIC personnel show themselves up at the elections.

Mr. Narita,  
Kanto Liaison + C.O.

GENERAL HEADQUARTERS  
SUPREME COMMANDER FOR THE ALLIED POWERS  
Civil Affairs Section  
APO 500

000.1 ( 3 APR 1951) CAS-1

3 APR 1951

SUBJECT: Surveillance of Local Elections

TO: Chief, Hokkaido Civil Affairs Region, APO 309  
Chief, Tohoku Civil Affairs Region, APO 547  
Chief, Kanto Civil Affairs Region, APO 500  
Chief, Tokai-Hokuriku Civil Affairs Region, APO 710  
Chief, Kinki Civil Affairs Region, APO 15  
Chief, Chugoku Civil Affairs Region, APO 182  
Chief, Shikoku Civil Affairs Region, APO 1050  
Chief, Kyushu Civil Affairs Region, APO 1105

1. There will be conducted throughout Japan during April 1951 two general elections, on 23 April to fill vacancies in the office of the mayor and the assembly of various cities, towns and villages and on 30 April to fill vacancies in the office of the governor and the assembly in the metropolis, district and various urban or rural prefectures.

2. The Supreme Commander for the Allied Powers has the continuing responsibility for the conduct of elections which reflect the popular will of the Japanese electorate.

3. This headquarters does not anticipate at this time requesting the use, for surveillance purpose during the forthcoming local elections and campaign, of the greater portion of the personnel of the various Regions.

4. The Legal and Government Section will give these elections and the campaign first priority for its activities during the month of April.

5. It might be necessary for personnel to devote more than their authorized forty hours per week in their surveillance activities during the period of the campaign and the election; if so, payment of appropriate overtime, in accordance with the established policy, is authorized for both Department of the Army civilians and indigenous personnel.

6. This headquarters desires a written report immediately upon the


File  
Elections

Subject: Surveillance of Local Elections, cont.

filing of, or withdrawal of, a candidacy for governor and mayor of the three largest cities, by population per prefecture, in which an election is to be held. The report shall contain the name, residence (city and prefecture only), age, occupation and political party (if independent, political leaning) of the candidate.

7. This headquarters shall be advised from time to time, during the campaign, of the general interest of the electorate, candidates and political parties in the election, any trend towards or against various political parties and any general disregard of the provisions of the election laws.

FOR THE CHIEF, CIVIL AFFAIRS SECTION:





HEADQUARTERS  
KANTO CIVIL AFFAIRS REGION  
APO 500

MEN/g1

KIG

4 April 1951

SUBJECT: Surveillance of Local Elections

TO: Kanto Liaison and Coordination Office

1. This headquarters desires a written report immediately upon the filing of, or withdrawal of, a candidacy for governor and mayor of the three largest cities, by population per prefecture, in which an election is to be held. The report shall contain the name, residence (city and prefecture only), age, occupation and political party (if independent, political leaning) of the candidate.

2. This headquarters shall be advised from time to time, during the campaign, of the general interest of the electorate, candidates and political parties in the election, any trend towards or against various political parties and any general disregard of the provisions of the election laws.

FOR THE CHIEF:

GEO. B. NIBLOCK JR  
Lt. Col., Infantry  
Deputy Chief

*Elections*

CABINET ORDER NO. 26

15 February 1951

Cabinet Order for Abolition of the Imperial Ordinance concerning the Exclusion from the Candidature for Mayor of City, Headman of Town or Village and Others, Based upon the Imperial Ordinance No. 542 of 1945 relating to the Orders to be issued in Consequence of the Acceptance of the Potsdam Declaration.

In Accordance with the Imperial Ordinance relating to the Orders to be issued in consequence of the Acceptance of the Potsdam Declaration (Imperial Ordinance No. 542 of 1945), the Cabinet establishes this Cabinet Order.

The Imperial Ordinance concerning the Exclusion from the Candidature for Mayor of City, Headman of Town or Village and Others, based upon the Imperial Ordinance No. 542 of 1945 relating to the Orders to be Issued in consequence of the Acceptance of the Potsdam Declaration (Imperial Ordinance No. 3 of 1947) shall be abolished.

#### Supplementary Provisions

1. This Cabinet Order shall come into force as from the day of its promulgation.
2. The Prime Minister's Office Establishment Law (Law No. 127 of 1949) shall be partially amended as follows:

In Article 6, "(15) Enforcement of the Imperial Ordinance relating to the Exclusion, Retirement, etc. in respect to Public Office (Imperial Ordinance No. 1 of 1947) and the Imperial Ordinance concerning the Exclusion from the Candidature for Mayor of City, Headman of Town or

Village and Others (Imperial Ordinance No. 3 of 1947) as well as the control thereof;" shall be amended as "(15) Enforcement of the Imperial Ordinance relating to the Exclusion, Retirement, Etc. in respect to Public Office (Imperial Ordinance No. 1 of 1947) and the control thereof;".

31 Jan.  
1000 hours

Called in  
to Alice

gsh

Also mentioned  
Gov. Kobayashi  
& Shizuoka  
Structure

Free  
Elections

Final Dates For Elections Set

( The Yomiuri Shinbun- Jan. 31, 1951)

The House of Representatives passed, at 5:50 p.m. Jan. 30, a bill designating dates for local elections as follows:

- April 23- election day for mayors and municipal assemblymen;
- ✓ April 30- election day for governors and prefectural assemblymen.

The house of councillors is expected to pass the same bill on 31.

Koiwai

000.1  
6

775013

*Elections*

**Kanagawa Prefectural Government**

JS-395

KPGR No. 897

Yokohama, 26 February, 1951.

Subject : Report on the election (non voting)


To : Chief, Kanto Civil Affairs Region  
Attn: Legal and Government Section

Attached is a report submitted from Chief of the  
Election Control Committee of Kanagawa Prefecture,  
(through Mr. Ishii)

*Yui Shirane*  
Yui Shirane  
Chief, Liaison Division

1 Incl:

Reports on the election



## Kanagawa Prefectural Government

Report on the election (non voting)

## Election Control Committee

1. Type of election: Election of Town <sup>Mayor</sup> ~~Headman~~
2. Date of election: 21 February, 1951.
3. Constituency: Matsuda Town
4. Successful candidate:

<u>Name</u>	<u>Age</u>	<u>Political party or political affiliation</u>	<u>Vocation</u>	<u>Tenure</u>	<u>Remark</u>
Sadagoro Nakamura	60	Liberal Party tendency	Director of company	4 years	

1. Type of election: Election of Village <sup>Mayor</sup> ~~Headman~~
2. Date of election: 15 January, 1951
3. Constituency: Naruse-mura, Nakagun.
4. Successful candidate:

<u>Name</u>	<u>Age</u>	<u>Political party or political affiliation</u>	<u>Vocation</u>	<u>Tenure</u>	<u>Remark</u>
Taira Ishii	34	Conservative tendency	Ex-vice- village head	4 years	