

DEPARTMENT OF THE ARMY TECHNICAL MANUAL

OPERATOR, ORGANIZATIONAL, DS AND GS MAINTENANCE
 REPAIR PARTS AND SPECIAL TOOL LISTS
 LAUNCHERS, GRENADE, M7A3 AND M76

Headquarters, Department of the Army, Washington, D.C.
 6 October 1967

	Page
SECTION I. INTRODUCTION	1
II. BASIC ISSUE ITEMS LIST.....	3
III. SUPPORT EQUIPMENT	4
IV. REPAIR PARTS LIST.....	5
V. SPECIAL TOOLS AND SUPPORT EQUIPMENT LIST.....	6
VI. FEDERAL STOCK NUMBER AND PART NUMBER INDEX.....	9
VII. MAINTENANCE ALLOCATION CHART	10

SECTION I
 INTRODUCTION

1. Scope

This manual is a list of basic issue items, repair parts and special tools required for the performance of Organizational, Direct Support and General Support Maintenance of the Grenade Launcher, M7A3 and M76.

2. General

The basic issue items list, repair parts, and special tools list is divided into the following sections:

a. *Basic Issue Items List (BIIIL)* - Section II A list of items which accompany the grenade launchers M7A3 and M76, or are required for installation, operation, or operators maintenance.

b. *Support Equipment* - Section III. A list of support equipment authorized at the organizational level.

c. *Repair Parts List*--Section IV. A list of repair parts authorized for the performance of maintenance at the direct support and general support level.

d. *Special Tools and Support Equipment List* - Section V. A list of special tools and support equipment authorized for the performance of maintenance at the direct support and general support level.

*This manual supersedes TM 9-1005-234-14P, 15 August 1961.

e. *Federal Stock Number and Part Number Index* -Section VI. Federal stock numbers and part numbers appearing in all the listings, referencing the applicable illustration figure and item number.

f. *Maintenance Allocation Chart* - Section VII. A list of specific maintenance operations performed at the proper maintenance levels. Deviations, from maintenance operations allocated in the chart, are authorized only on approval of the Commanding Officer.

3. Explanation of Columns

The following provides an explanation of columns in the tabular lists in sections II through V:

a. *Source, Maintenance, and Recoverability Codes.*

(1) *Source code.* Indicates the selection status and source for the listed item. Source codes used are:

<i>Code</i>	<i>Explanation</i>
P	Applied to repair parts which are stocked in or supplied from Army supply system.
X1	Applied to repair parts which are not procured or stocked, the requirement for which will be supplied by use of next higher assembly or component.

(2) *Maintenance code.* Indicates the lowest category of maintenance authorized to install the listed item. The maintenance level code is:

<i>Code</i>	<i>Explanation</i>
F	Direct Support Maintenance

(3) *Recoverability code.* Indicates whether unserviceable items should be returned for recover. or salvage. Items not coded are expendable. Recoverability code is:

- | <i>Code</i> | <i>Explanation</i> |
|-------------|---|
| R | Applied to repair parts and assemblies which are economically repairable and are furnished by supply on an exchange basis. |
| b. | <i>Federal Stock Number.</i> Indicates the Federal stock number for the item. |
| c. | <i>Description.</i> Indicates the Federal item name and a brief description of the item. The abbreviation "w/e" when used as a part of the nomenclature, indicates the Federal stock number includes all armament, equipment, accessories, and repair parts issued with the item. A part number and five digit Federal Supply Code, in parenthesis, are included for reference. |
| d. | <i>Unit of Issue.</i> Indicates the unit used as a basis of issue. |
| e. | <i>Quantity incorporated in Unit Pack.</i> Indicates the actual quantity contained in the unit pack. |
| f. | <i>Quantity Incorporated in Unit.</i> Indicates the quantity of repair parts in an assembly. |
| g. | <i>Quantity Furnished With Equipment.</i> Indicates the quantity of an item furnished with the equipment in excess of the quantity incorporated in the unit and tools and equipment authorized to maintain the item. |
| h. | <i>15-Day Organizational Maintenance Allowances.</i> |
| | (1) The allowance columns are divided into four subcolumns. Indicated in each subcolumn is the total quantity of an item authorized for the number of equipments supported. Items authorized for use as required but not for initial stockage are identified with an asterisk' in the allowance column. |
| | (2) The quantitative allowances for organizational level of maintenance represents one initial prescribed load for a 15-day period, for the number of equipments supported. Units and organizations authorized additional prescribed loads will multiply the number of prescribed loads authorized by the quantity of repair parts reflected in the appropriate density column to obtain the total quantity of repair parts authorized. |
| | (3) Subsequent changes to allowances will be limited as follows: No change in the range of items is authorized. If additional |

items are considered necessary, recommendation should be forwarded to Commanding General, Headquarters, U.S. Army Weapons Command, ATT'N: AMSWE-SMM-SA, Rock Island Arsenal, Rock Island, Ill. 61201 for exception or revision to the allowance list.

- i. *30-Day DS/GS Maintenance Allowances.*
 - (1) The allowance columns are divided into three subcolumns. Indicated in each subcolumn is the total quantity of an item authorized for the number of equipments supported. Items authorized for use as required but not for initial stockage are identified with an asterisk in the allowance column.
 - (2) The quantitative allowances for DS/GS levels of maintenance will represent initial stockage for a 30-day period for the number of equipments supported.
- j. *1-Year Allowances Per 100 Equipments/Contingency Planning Purposes.* Indicates the total quantity of an item required for distribution and contingency planning purposes. The range of items indicates total quantities of all authorized items required to provide for adequate support of 100 equipments for one year.
- k. *Illustration.*
 - (1) Figure number. Indicates the figure number of the illustration in which the item is shown.
 - (2) Item or symbol number. Indicates the callout number used to reference the item in the illustration.

4. Federal Supply Codes

Federal supply codes	Manufactures
19204	Rock Island Arsenal, Rock Island, Ill.
19205	Springfield Armory, Springfield, Mass

5. Reporting of Equipment Publication Improvements

Report of errors, omissions, and recommendations for improving this publication by the individual user is encouraged. Reports should be submitted on DA Form 2028 (Recommended Changes to DA Publications) and forwarded direct to:

Commanding General
Headquarters,
U.S. Army Weapons Command
ATTN: AMSWESMM-P
Rock Island Arsenal
Rock Island, Ill. 61201

**SECTION II
BASIC ISSUE ITEMS LIST**

(1) Source maint. and recov. code			(2) Federal Stock No.	(3) Description	(4) Qty of issue	(5) Qty inc in unit pack	(6) Qty inc. in unit	(7) Qty furn with equip	(8) Illustration	
(a) Source	(b) Maint.	(c) Recov.							(A) Fig no.	(B) Item No.
	R		1005-317-2477	MAJOR ITEMS THE MAJOR ITEMS LISTED BELOW ARE REQUISITIONED FOR INITIAL ISSUE. LAUNCHER. GRENADE: M7A3, W/E (FOR M1 RIFLE) 8415097 (19205)	EA				1	
	R		1005-77-8812	LAUNCHER, GRENADE: M76, W/E (FOR M14 RIFLE) 5910536 (19204)	EA				2	
			1005344-616	REPAIR PARTS NONE AUTHORIZED EQUIPMENT SIGHT, GRENADE LAUNCHER: M15, W/E 5750053 (19205)	EA			1	5	1
				MISCELLANEOUS MATERIEL THE ITEMS LISTED UNDER SUBHEADINGS BELOW ARE NOT ISSUED WITH THE LAUNCHERS, BUT ARE REQUISITIONED AND ISSUED IN ACCORDANCE WITH TABLES OF ORGANIIATION AND EQUIPMENT, TABLES OF ALLOWANCES OR AS AUTHORIZED. MUNITION AMMUNITION FOR USE WITH THE LAUNCHERS IS SHOWN IN SC 1305/30/IL MATERIAL ISSUED BY OTHER TECHNICAL SERVICES THE FOLLOWING ITEMS ARE ISSUED BY THE ADJUTANT GENERAL IN ACCORDANCE WITH DISTRIBUTION FORMULA AND AR 310-1. ADDITIONAL COPIES, WHEN REQUIRED, SHALL BE REQUISITIONED FROM THE ADJUTANT GENERAL. FIELD MANUAL FM 23-80 TECHNICAL MANUAL, TM 9-1005-223-20						


**SECTION III
SUPPORT EQUIPMENT**

TM

(1) Source maint and recov. code	(2) FEDERAL STOCK NUMBER	(3) DESCRIPTION	USABLE ON CODE	(4) UNIT OF MEAS	(5) QTY INC IN UNIT	(6) 15-DAY ORGANIZATIONAL MAINTENANCE ALW				(7) ILLUS- TRATION	
						(A)	(B)	(C)	(D)	(A)	(B)
						1-5	6-20	21-50	51-100	FIG. NO.	ITEM NO.
	100-8446156	SUPPORT EQUIPMENT SIGHT, GRENADE LAUNCHER: MIS6, W/E 6750063 (19205)	EA	1	*	*	*	2	5	1	
	1006-71-0198	CASE: CARRYING, CANVAS 7160198 (19204)	EA	1	*	2	8	5	5	2	
		CLEANING AND PRESERVING MATERIALS CLEANING AND PRESERVING MATERIALS ISSUED WITH THE RIFLES ARE ADEQUATE FOR USE ON THE LAUNCHERS									

**SECTION IV
RFP/PAIR PARTS LIST**


(1) SMR CODE			(2) FEDERAL STOCK NUMBER	(3) DESCRIPTION	USABLE ON CODE	(4)	(5) Direct support 30-day maint. allowance			(6) General support 30-day maint. allowance			(7) 1-YR ALW PER 100 EQUIP CNTG	(8) ILLUSTRATION			
(A)	(B)	(C)					(a)	(b)	(c)	(a)	(b)	(c)		(a)	(b)		
							1-20	21-50	51-100	1-20	21-50	51-100				FIG. NO.	ITEM NO.
P	F		1005-726-6162	REPAIR PARTS FOR: LAUNCHER GRENADE, M7AS SPRING, RETAINING- 7266182 (19205)	EA	10	1	2	2	4	2	2	2	24	S	1	
P	F		5306-731-009	LAUNCHER, GRENADE M76 NONE AUTHORIZED SIGHT, GRENADE LAUCHER, M15	EA	2	2	*	2	2	*	2	2	4	4	1	
P	F		1006781-1859	0.425 LG 781C009' (-:05! PLATE MCUNTIN(G: 7311859 (19206)	EA	2	1	*	2	2	2	2	24	4	2		
P	F		06781-0095	SCREW, MACHINF: FL-FI-HD, S, PHOS-FIN., EA	EA	2	2	*	2	2	*	2	2	24	4	3	
X1	P	F	5305-731-0093	NO6 (0.138)-40NF-8, 1/4 LG (SIGHT BODY BRACKET) 7310096 (19206) BRACKET, SIGHT BODY 7310099	EA	1	4	4									
P	F		100-781-0097	SCREW, MACHINE: FL-HD, S, PHOS-FIN., NO 5(0.125)-40NC-3, 0.185 LG 7810098 (19205) LEVEL: 7310097 (19206) BODY, SIGHT AND SCREW ASSY 7810096	EA	2	1	*	2	2	*	2	2	24	4	6 4	7



WE 14556

Figure 1. Grenade launcher, M7A3.

WE 14336



WE 10454A

Figure 2. Grenade launcher, M76

WE 10454A

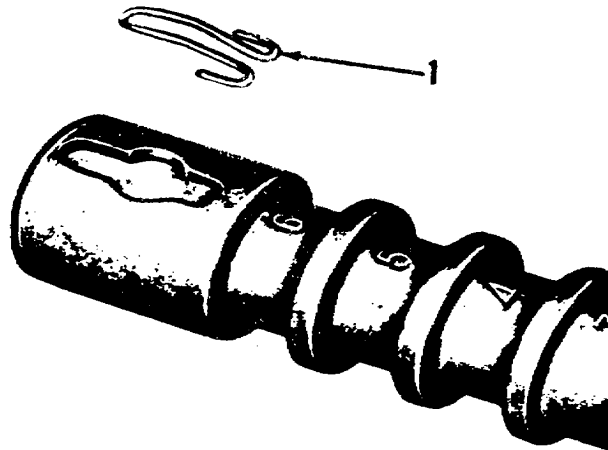
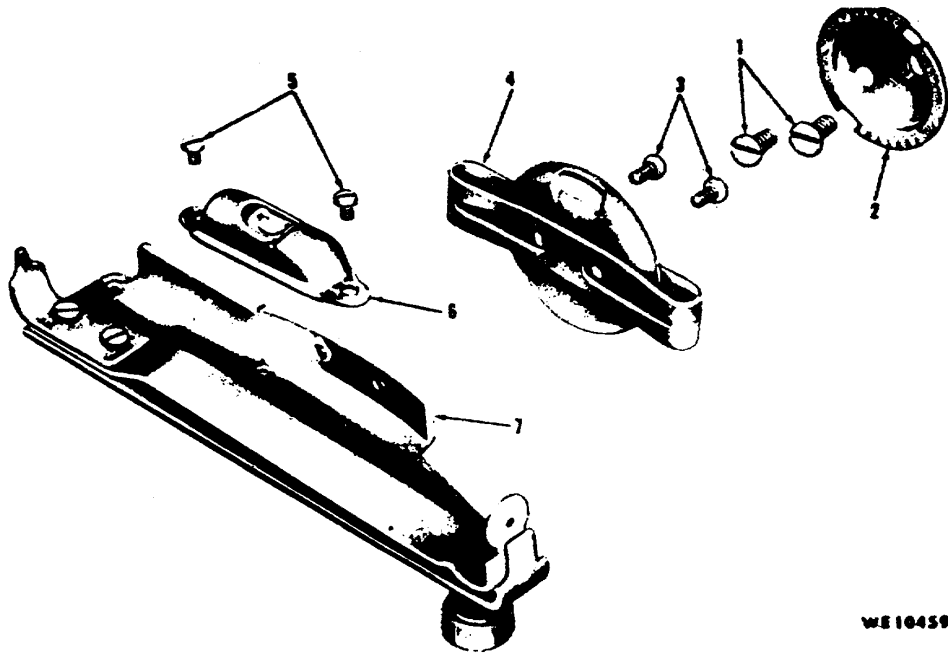


Figure 3. Repair part of grenade launcher, M7A3

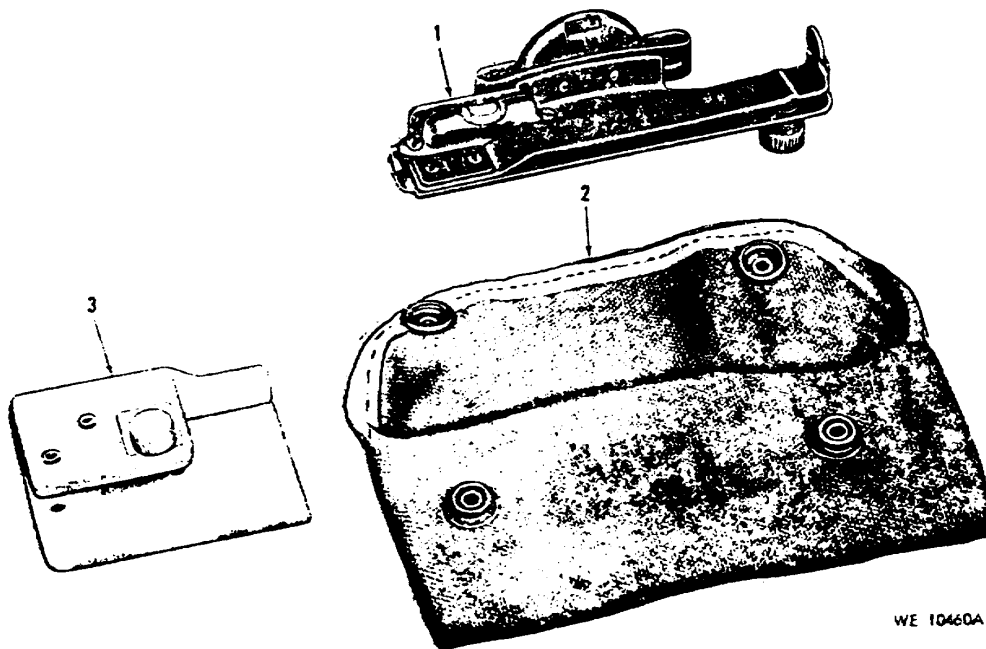
WE 14555



WE 10459

Figure 4. Grenade launcher sight, M15 - exploded view.

WE 10456



WE 10460A

Figure 5. Tools and equipment.

WE 10460A

**SECTION VI
INDEX-FEDERAL STOCK NUMBER
AND PART NUMBER-CROSS REFERENCE TO
FIGURE AND ITEM NUMBER**

<i>Stock Number</i>	<i>Figure No.</i>	<i>Item No.</i>	<i>Part No.</i>	<i>Mfg. No.</i>	<i>Fig. No.</i>	<i>Item No.</i>
1005-317-2477	1	-	6750063	19205	5	1
1005-344-6156	6	1	59105S6	19204	2	-
1005-716-0198	6	2	7160198	19204	5	2
1005-726-6162	3	1	7266162	19206	3	1
1005-731-0066	6	8	7310009	19205	4	1
1005-731-0097	4	6	7310066	19206	6	3
1006-731-1869	4	2	7810093	19205	4	6
1005-731-8812	2	-	7310095	19205	4	3
6306-731-0009	4	1	7810097	19205	4	6
5305-731-0093	4	5	7811869	19205	4	2
5305-731-0096	4	8	841509	1920	1	-

**SECTION VII
MAINTENANCE ALLOCATION CHART**

6. General

The maintenance allocation chart indicates specific maintenance operations performed at the proper maintenance levels. Deviation from maintenance operations allocated in the chart is authorized only upon approval of the Commanding Officer.

7. Maintenance Functions

The maintenance allocation chart designates overall responsibility for the maintenance function of an end item or assembly. Maintenance functions will be limited to and defined as follows:

- Inspect To determine serviceability of an item by comparing its physical, mechanical, and electrical characteristics with established standards.
- Service To clean, preserve, and lubricate.
- Adjust To rectify to the extent necessary to bring into proper operating range.
- Install To set up for use in an operational environment such as an emplacement, site, or vehicle.

Replace To replace unserviceable items with serviceable assemblies, subassemblies, or parts.

Repair To restore an item to serviceable condition. This

includes, but is not limited to inspection, cleaning, preserving, adjusting, replacing, welding, riveting, and strengthening.

8. Explanation of Format

Purpose and use of format are as follows:

- a. Column a, Group Number. Lists group numbers, to identify components and assemblies.
- b. Column b, Component Assembly Nomenclature. Lists the noun names of groups and assemblies, on which maintenance is authorized.
- c. Column c, Maintenance Functions. Lists the various categories of maintenance to be performed on the weapon.
- d. Use of Codes. Explanation of the use of codes in maintenance function, column c, is as follows:

<i>Code</i>	<i>Explanation</i>
C	Operator/crew
F	Direct Support Maintenance

(1) Group No.	(2) Functional Group	(3) Maintenance functions										(4) Tools and equipment	(5) Remarks	
		A	B	C	D	E	F	G	H	I	J			K
		Inspect	Test	Service	Adjust	Align	Calibrate	Install	Replace	Repair	Overhaul			Rebuild
1	GRENADE LAUNCHER M7A3.	C....	-	C	-	-	-	C	C..	F	--			
2	GRENADE LAUNCHER M76.	C....	-	C	-	-	-	C	C..	F	-	-		
3	GRENADE LAUNCHER SIGHT M15.	C....	-	C	F	-	-	F	F..	F	--			

By Order of the Secretary of the Army:

Official:

KENNETH G. WICKHAM,
Major General, United States Army,
The Adjutant General.

HAROLD K. JOHNSON,
General, United States Army,
Chief of Staff.

Distribution:

To be distributed in accordance with DA Form 12-40 requirements for Organizational maintenance, Grenade Launchers M7A3 and M76.

☆U.S. GOVERNMENT PRINTING OFFICE: 1992 - 311-60668

RECOMMENDED CHANGES TO EQUIPMENT TECHNICAL PUBLICATIONS



THEN... JOT DOWN THE DOPE ABOUT IT ON THIS FORM, CAREFULLY TEAR IT OUT, FOLD IT AND DROP IT IN THE MAIL!

SOMETHING WRONG WITH THIS PUBLICATION?

FROM: (PRINT YOUR UNIT'S COMPLETE ADDRESS)

DATE SENT

PUBLICATION NUMBER

PUBLICATION DATE

PUBLICATION TITLE

BE EXACT... PIN-POINT WHERE IT IS

IN THIS SPACE TELL WHAT IS WRONG AND WHAT SHOULD BE DONE ABOUT IT:

PAGE NO.	PARA-GRAPH	FIGURE NO.	TABLE NO.
----------	------------	------------	-----------

TEAR ALONG PERFORATED LINE

PRINTED NAME, GRADE OR TITLE, AND TELEPHONE NUMBER

SIGN HERE:

DA FORM 2028-2 JUL 79

PREVIOUS EDITIONS ARE OBSOLETE.

P.S.—IF YOUR OUTFIT WANTS TO KNOW ABOUT YOUR RECOMMENDATION MAKE A CARBON COPY OF THIS AND GIVE IT TO YOUR HEADQUARTERS.

This fine document...

Was brought to you by me:



[Liberated Manuals -- free army and government manuals](#)

Why do I do it? I am tired of sleazy CD-ROM sellers, who take publicly available information, slap “watermarks” and other junk on it, and sell it. Those masters of search engine manipulation make sure that their sites that sell free information, come up first in search engines. They did not create it... They did not even scan it... Why should they get your money? Why are not letting you give those free manuals to your friends?

I am setting this document FREE. This document was made by the US Government and is NOT protected by Copyright. Feel free to share, republish, sell and so on.

I am not asking you for donations, fees or handouts. If you can, please provide a link to liberatedmanuals.com, so that free manuals come up first in search engines:

<A HREF=<http://www.liberatedmanuals.com/>>Free Military and Government Manuals

– Sincerely
Igor Chudov
<http://igor.chudov.com/>