

LIBRARY  
BUREAU OF THE CENSUS











Commodity Transportation Survey  
*Census*

# Summary



**1977  
CENSUS OF  
TRANSPORTATION**

*Bureau of the Census  
Library*

U.S. Department of Commerce  
BUREAU OF THE CENSUS




ist  
BUREAU OF THE CENSUS  
William B. Levine,  
Acting Director





CENSUS  
REF  
HE  
18  
1977  
1587x  
V.3 C.1



Commodity Transportation Survey

# Summary



**U.S. Department of Commerce**  
Malcolm Baldrige, Secretary  
Joseph R. Wright, Jr.,  
Deputy Secretary  
William A. Cox,  
Acting Chief Economist

**BUREAU OF THE CENSUS**  
Daniel B. Levine,  
Acting Director



**BUREAU OF THE CENSUS**  
**Daniel B. Levine, Acting Director**  
**Shirley Kallek, Associate Director for**  
**Economic Fields**  
**Richard B. Quanrud, Assistant Director for**  
**Economic and Agriculture Censuses**

**ECONOMIC SURVEYS DIVISION**  
**Michael G. Farrell, Chief**

**ACKNOWLEDGMENTS**—Many persons participated in the various activities of the 1977 Census of Transportation. Primary direction of the program was performed by Shirley Kallek, Associate Director for Economic Fields, and Richard B. Quanrud, Assistant Director for Economic and Agriculture Censuses.

This report was prepared in the Economic Surveys Division under the direction of Roger H. Bugenhagen, Chief (until February 1980) and Michael G. Farrell, his successor. Robert E. Crowther, Assistant Chief for Census Programs, was responsible for overall planning and management of the Division's census programs; he also coordinated activities with other divisions.

Planning and implementing this report were under the direction of Robert Torone, Chief, Transportation Branch, with primary staff assistance by J. Carl Schroeder, Charles Settlemyer, Dan Vacca, Helen Buckley, Georgeann Wright and Evelyn Davis. Shirley Roberts and Carol Holcomb assisted in the early phases of the survey. Computer programs were developed under the general supervision of Andrew L. Grieco, Assistant Division Chief for Methods and Systems. Paul E. Poissant, Chief, Directory and Census Programming Branch, assisted by Zigmund Decker, Sue Ellen Spence, Deborah E. Schaub, Gregory J. Abbott, John E. McCormick, and Barbara Houston, was primarily responsible for planning and implementing the programs. Sample design and quality control were under the direction of W. Joel Richardson, Assistant Division Chief for Methodology and Program Development, with primary staff assistance by Alan Tupek, Edwin L. Robison, Aida M. Perez, and Nancy L. Haas. Data input procedures were developed by Leonard M. Tauber and John F. Mazzullo. Processing and computer coordination were performed by Dorcas Dupree and Peter T. Bruno.

Forms design was performed in the Administrative Services Division, Henry J. Husmann, Chief (until August 1980). The entire staff of the Forms and Mail Management Branch made significant contributions in the planning, design, review, and composition of the forms.

Within the Publications Services Division, many individuals made significant contributions in publication planning and design, editorial review, composition, and printing procurement. These operations were performed under the direction of Raymond J. Koski, Chief, assisted by Milton S. Andersen, Arlene C. Duckett, Gerald A. Mann, Helen M. Curtis, Jacqueline A. Gans, John Overby, Nicholas Preftakes, Rosemary B. Vance, and Robert Warunek.

Clerical and data keying operations were performed in the Data Preparation Division at Jeffersonville, Ind., under the direction of Don L. Adams, Chief, assisted by Robert L. Allen, Rebecca Lamons, and George Wilson.

The geographic coding procedures and computer programs were developed in the Geography Division under the direction of Jacob Silver, Chief (until August 1980), assisted by Silla G. Tomasi, Gerald Cranford, Terence D. McDowell, Dan Harding, Phyllis Krause, Walter Yergen, and Rose J. A. Quarato.

Computer processing was directed by C. Thomas DiNenna, Chief, Computer Operations Division. John E. Halterman, Jesse J. Verdeja, Willie E. Clark, and Norman W. Larsen provided staff assistance.

Donald E. Young, Lawrence H. Lyons, and Robert S. Taylor of the Office of the Assistant Director for Economic and Agriculture Censuses, participated in overall planning and review of the census operations.

Special acknowledgment is also due the many respondents whose cooperation has contributed to the publication of these data.

---

**Library of Congress Cataloging in Publication Data**

United States. Bureau of the Census.  
1977 census of transportation.

**CONTENTS:** [1] Truck inventory and use survey. v.—[2] National travel survey. v.—[3] Commodity transportation survey: commodity statistics. [etc.]  
1. Transportation—United States—Statistics.  
I. Title. II. Title: Census of transportation.  
HE18 1977.B87 1978 380.5'0973 78-606079

---

For sale by Superintendent of Documents, U.S. Government Printing Office, Washington, D.C. 20402, or any U.S. Department of Commerce district office. Postage stamps not acceptable; currency submitted at sender's risk. Remittances from foreign countries must be by international money order or by draft on a U.S. bank.



# Summary

## CONTENTS

[Page numbers listed here omit the prefix number that appears as part of the number of each page]

---

Introduction. . . . .	Page IV
-----------------------	------------

---

### TABLES

1. Shipments by Manufacturing Establishments—Origin and Means of Transport by Destination: 1977 . . . . .	1
2. Shipments by Manufacturing Establishments—Commodities and Means of Transport by Destination: 1977 . . . . .	78
3. Shipments by Manufacturing Establishments—Commodities and Weight of Shipments by Distance Shipped: 1977 . . . . .	310
4. Shipments by Manufacturing Establishments—Median Value and Weight of Commodities by Means of Transport: 1977 . . . . .	562
5. Shipments by Manufacturing Establishments—Commodities by State of Destination: 1977 . . . . .	582
6. Shipments by Manufacturing Establishments—Commodities by Production Area of Destination: 1977 . . . . .	630
7. Shipments by Manufacturing Establishments—Major Commodities, Weight and Distance of Shipment by Means of Transport: 1977 . . . . .	678
8. Shipments by Manufacturing Establishments—Means of Transport, Weight and Distance of Shipment by Value Per Pound: 1977 . . . . .	724
9. Shipments by Manufacturing Establishments—Industry Group and Origin by Destination: 1977 . . . . .	736

---

### APPENDIXES

A. Survey Form . . . . .	A-1
B. Sample Design . . . . .	B-1
C. Relationship Between the Commodity Transportation Survey and the Census of Manufactures . . . . .	C-1
D. Estimation Procedure . . . . .	D-1
E. Sampling Errors and Confidence Intervals . . . . .	E-1
F. Production Area Descriptions and Map . . . . .	F-1

---

Publication Program. . . . . Inside back cover

## INTRODUCTION

	Page
HISTORY OF THE ECONOMIC CENSUSES. . . . .	IV
USES OF THE ECONOMIC CENSUSES. . . . .	IV
AUTHORITY AND SCOPE OF THE ECONOMIC CENSUSES. . .	IV
CENSUS OF TRANSPORTATION. . . . .	IV
COMMODITY TRANSPORTATION SURVEY. . . . .	V
RELATIONSHIP WITH CENSUS OF MANUFACTURES. . . . .	V
SCOPE OF THE 1977 SURVEY . . . . .	V
EXPLANATION OF TERMS . . . . .	V
CLASSIFICATION SYSTEMS . . . . .	VI
GEOGRAPHIC CODING . . . . .	VII
COMPARABILITY BETWEEN 1977 AND 1972. . . . .	VII
RELIABILITY OF ESTIMATES . . . . .	VIII
CONFIDENTIALITY OF DATA . . . . .	IX
ABBREVIATIONS AND SYMBOLS. . . . .	IX

### HISTORY OF THE ECONOMIC CENSUSES

The economic censuses are comprehensive and periodic canvasses of the Nation's industrial and business activities. Taken by the Bureau of the Census, a part of the U.S. Department of Commerce, the censuses provide a detailed statistical profile of a large segment of the national economy.

The first economic census of the United States was conducted as part of the 1810 decennial census, when inquiries on manufacturing were included with the census of population. All other decennial censuses through 1900, except in 1830, contained questions on manufacturing. In 1904, the quinquennial census of manufacturing began. Although some distributive trade data were collected in the decennial census of 1840, the first census of business was taken in 1929. It covered only retail and wholesale trades, but beginning with the second business census in 1933 and in succeeding censuses, various services also have been included. The censuses were taken at varying intervals until 1954, when an integrated economic census program was begun covering the retail and wholesale trades, selected service industries, manufactures, and minerals industries. The 1963 economic censuses were expanded to include transportation and commercial fisheries. The 1967 economic censuses added construction industries, which had first been reported on for 1929 in the decennial census of 1930 and later had been surveyed for 1935 and 1939. Beginning with the 1967 censuses, Congress authorized the economic censuses to be taken at 5-year intervals covering years ending in "2" and "7." The survey of minority-owned businesses was added to the 1972 economic censuses. It was first done as a special project to cover 1969. The 1977 economic censuses included women-owned businesses, which were first surveyed as a special project for 1972. The 1977 economic censuses were expanded in scope to cover the entire service sector of the economy, including activities operated on a not-for-profit basis, leaving religious organizations and private households as the only services not included.

### USES OF THE ECONOMIC CENSUSES

The economic censuses are the primary source of facts about the structure and functioning of the economy and, therefore, provide information essential for both government and business. The censuses furnish an important part of the framework for such composite measures as the national accounts. In forecasting and planning, they are especially useful in analyzing the national product in terms of the transactions that determine its size and composition. The economic censuses also provide weights and benchmarks for indexes of industrial production, productivity, and prices, all of which are essential for understanding current economic developments.

Manufacturers and distributors make widespread use of the economic censuses in establishing measures of their potential markets by areas, kinds of business, and kinds of products. Management in various industries and trades get facts from them for use in economic or sales forecasting, analyzing sales performance, laying out sales territories, allocating advertising budgets, and locating plants, warehouses, and stores. Trade organizations use census statistics for insight into changes in the structure of industry. State and local government use the geographic detail that describes the patterns of economic change in individual communities.

Following every census, reports are purchased by thousands of businesses and other users; likewise, census facts are widely disseminated by trade associations, business journals, and the daily press. Volumes containing census statistics are available in most major public and college libraries.

### AUTHORITY AND SCOPE OF THE ECONOMIC CENSUSES

The economic censuses are required by law under title 13 of the United States Code, sections 131, 191, and 224 which directs that they be taken at 5-year intervals. The 1977 economic censuses covered manufacturing, mining and quarrying, construction industries, retail trade, wholesale trade, service industries, selected transportation activities, and minority-owned and women-owned businesses. The next economic censuses are scheduled to be taken in 1983 covering the year 1982.

### CENSUS OF TRANSPORTATION

Economic activity generated from travel of persons and transportation of goods represents one of the largest and most rapidly growing industrial sectors in the United States. In many areas of the country, transportation related industries provide a primary source of income and jobs. In view of the importance of transportation and travel to the economic and social well being of the country, comprehensive and timely data relating to



this sector are essential to government, private industry, and others responsible for policy formation and promotional activities in the field.

A large segment of transportation data is available from regulatory and other government agencies, and private organizations. For that reason, the statutory provisions (title 13, section 131) concerning the census of transportation directed the Bureau to collect the kinds of data that were not publicly available from other sources. The object was to avoid duplication and fill important gaps in transportation information. Accordingly, the Bureau of the Census has developed four individual surveys rather than a single census. The surveys are each based on a probability sample rather than a complete count to reduce costs and keep the reporting burden to a minimum.

The census of transportation was undertaken for the first time on a national basis in 1963 and again in 1967 and 1972.

The 1977 Census of Transportation consists of four surveys:

1. Commodity Transportation
2. Truck Inventory and Use
3. National Travel
4. Nonregulated Motor Carriers and Public Warehousing

Detailed descriptions of each of these surveys are included in their respective publications.

## COMMODITY TRANSPORTATION SURVEY

The commodity transportation survey (CTS) provides statistics on the volume and characteristics of commodity shipments by manufacturing establishments in the United States. The survey is based on shipping data obtained from a stratified probability sample of 19,500 manufacturing establishments selected from the 1977 Census of Manufactures' (COM) universe of manufacturing establishments. Data collected include the type, weight, and value of commodities shipped by means of transport, and areas of origin and destination. The data sources are samples of bills of lading, sales invoices, or other shipping documents pertaining to individual shipments.

## RELATIONSHIP WITH CENSUS OF MANUFACTURES

For 1977, the CTS was substantially modified from previous surveys in order to strengthen the estimates of commodities shipped by linking the sampled data to census of manufactures universe totals (for a detailed explanation see appendices C and D). To accomplish this, several major steps were taken:

1. The CTS universe was defined to be the same as the COM universe, i.e., all shipments made by all manufacturing establishments.
2. Value of shipments was selected as the common data item needed to perform the linkage.
3. Appropriate matching techniques were devised in order to verify that:
  - a. Each individual CTS establishment report compared favorably to the corresponding COM report, and

- b. The aggregated, inflated CTS industry data compared favorably to the appropriate COM aggregated industry data.

## SCOPE OF THE 1977 SURVEY

### Sample of Plants

**Industry universe and source list**—The universe of manufacturing plants used as the first-stage sampling frame for the commodity transportation survey was the mail file of the 1977 Census of Manufactures. This file consists of all establishments located in the 50 States and the District of Columbia which had one or more employees and were classified in manufacturing as defined by the Standard Industrial Classification (SIC) Manual. A stratified probability sample of 19,500 manufacturing establishments was selected, a separate sample being taken in each of 456 industries (refer to appendix B).

### Sample of Shipments

All shipments were within the scope of the sampling procedure. The manufacturing establishments selected in the sample were asked to systematically sample their shipping files following a set procedure. All shipments by all modes of transport were to be included.

**Shipments for export**—Shipments for export were included in the survey. Respondents were asked to report the U.S. port of export as destination. Distances and other characteristics of these shipments relate only to the domestic movement from the shipping plant to the U.S. port of export. Export shipments, however, cannot be distinguished from domestic shipments in the tables or public use tapes.

**Mixed shipments**—When a bill of lading or other shipping document that contained more than one commodity line was selected, respondents were asked to report each of the commodities shipped up to a maximum of seven for an individual shipment. However, the impact of multicommodity shipments is minimal since more than 90 percent of reported shipments contained only a single commodity.

**Classified shipments of defense equipment**—Shipments of manufactured commodities are excluded if they relate to the movement of classified defense materials and equipment.

## EXPLANATION OF TERMS

### Value of Shipments

For both individual commodities and for the total shipment, respondents were asked to report the selling price or comparable value. This was defined as the "net selling value, f.o.b. plant, after discounts and allowances, and exclusive of freight charges and excise taxes." Shipments to other establishments of the same company were to be assigned a full economic value,

including all direct costs of production, a reasonable proportion of all other costs (including company overhead), and profits. These definitions are the same as were used in the census of manufactures.

### Tons Shipped

Respondents were instructed to report the weight, in pounds, of the entire shipment as shown on the shipping document. If units other than pounds were shown on the shipping document (gallons, bushels, barrels, etc.) respondents were to convert to pounds using reasonable estimates, if necessary. The reported pounds were converted to thousands of tons in the tables in this publication.

### Ton-Miles

Respondents reported the destination of their shipments. Using the reported destination and origin (which was known), distance was calculated by a computer program known as PICADAD.<sup>1</sup> Distance is the straight-line mileage between the plant and the reported destination, without allowance for circuitry in the actual route used by the carrier.

The ton-miles shown in the tables are the product of the calculated straight-line distance and the shipment weight. For example, a 10-ton shipment that moved between places that were 1,000 miles apart is equivalent to a 50-ton shipment that moved 200 miles. Both represent 10,000 ton-miles, although they differ in terms of both weight and distance.

Approximately 3 percent of the tons shipped could not be classified by destination. These are shown in the tables of this report as "Destination (or Distance) Unknown" as well as being included in the total tons shipped. However, ton-miles could not be calculated since the mileage for these shipments was unknown and are not included in the total ton-miles in the "All Shipments" columns of the tables. Therefore, to directly compare total tons to total ton-miles (or to calculate average length of haul), it is necessary to subtract the tons shown in the "Destination Unknown" column from the total tons.

### Mode of Transport

Respondents were asked to report the MAJOR means of transport, defined as the means of transport which carried the shipment the greatest distance.

*Rail*—including combinations such as piggyback in which the major distance was by rail;

*Motor carrier*—including combinations in which the major distance was by for-hire motor carrier (this category was further defined into carriers which were regulated by the ICC and carriers not under ICC regulation);

*Private truck*—trucks operated by the shipper or the customer;

*Air*—including air freight and air express and combinations in which the major distance was by air;

*Water*—including combinations in which the major distance was by water;

*Pipeline*—primarily shipments of petroleum products from refineries;

*Parcel delivery*—shipments through the U.S. postal service and other parcel delivery services;

*Other*—including freight forwarder when major means of transport (such as rail and air) was not known, messenger service, own power or towed "shipments", (motorized vehicles, aircraft, or vessels which are sometimes moved from the manufacturer under their own power, and other commodities such as prefabricated buildings, which are towed), etc.;

*Unknown*—used when the principle type of transport is not shown on shipping documents and cannot be readily determined by the respondent.

### Production Areas

For the 1977 survey, Production Areas consist of a large Standard Metropolitan Statistical Area (SMSA) or cluster of SMSA's that represent essentially a single geographic industrial complex with 900 or more manufacturing establishments. Forty-nine areas qualified under this definition. (See appendix F for descriptions of the Production Areas.)

In earlier surveys, there were 27 production areas and 23 market areas defined. The market area concept has been dropped for 1977 since most of the previous market areas are now included as production areas.

### CLASSIFICATION SYSTEMS

The Bureau of the Census uses two coding systems for collecting and publishing data in the CTS: the standard industrial classification (SIC) for classifying manufacturing establishments based on their primary activity and the commodity classification for transportation statistics (referred to as TCC) used for classifying the products of manufacturing establishments.

The TCC was developed primarily for use in the collection, presentation, and analysis of commodity data associated with the census of transportation and is an approximate commodity adaptation of the SIC, with adjustments being made as are required for transportation. The TCC is nearly identical to the standard transportation commodity code (STCC) which is maintained by a technical committee composed of railroad, trucking, and shipper interests.

Data on shipments classified by the SIC code of the manufacturing establishments are shown in table 9 of the Summary. Data on shipments classified by the TCC code of the commodities shipped are shown in all other data tables.

Although identical numbers are found frequently in the two coding systems (SIC and TCC), they are not necessarily identical in content, as shown in the following table:

<sup>1</sup> See the section on Geographic Coding for more information concerning PICADAD.



## Examples of Relationship of SIC and TCC Codes

Description	SIC	TCC
Products of meatpacking plants	2011	2011 (part), 2012 (part), 2013 (part), 2014 (part)
Construction paper	26612	26612, 26619
Footwear, leather and similar materials, except house slippers	3143, 3144, 3149	3141

## GEOGRAPHIC CODING

Information on origin and destination of each shipment was processed using the Bureau of the Census PICADAD (Place Identification, Characteristics and Area, Distance and Direction)<sup>2</sup> system. PICADAD is a computer file of the names of locations throughout the United States with their associated geographic codes and geographic coordinates. These locations are termed "keypoints," and distance can be calculated between any pair of keypoints.

PICADAD contains approximately 24,000 unique geographic locations. Each location is assigned a unique serial number, and is listed with its political, postal, and various economic region identifiers, in addition to its latitude and longitude coordinates.

**Mileage computation program**—After geographic codes were assigned to each origin and destination city by a computer match to the alphabetic spelling of the geographic locations, "straight-line miles" between origins and destinations were computed based on the latitude and longitude of each keypoint code.

Circuitry factors (i.e., a representation of the approximate actual distances between points) for inter- and intra-state shipments were calculated separately for highway and rail. These will be available on the Public Use Computer Tapes.

## COMPARABILITY BETWEEN 1977 AND 1972

The table below summarizes the major differences between the 1977 and 1972 surveys. These modifications were made for the express purpose of using the census of manufactures as a benchmark for the commodity transportation survey.

## Summary of 1977 Commodity Transportation Survey Changes

Item	1972 CTS	1977 CTS
1. Industry coverage	All manufacturing, except selected industries whose shipping patterns are predominantly "local."	All manufacturing (no exception)
2. Distance of shipment	Non-local shipments only (25 or more miles)	All shipments, local and nonlocal
3. Mode of transport	Excluded: Pipeline, own power or towed, parcel post	All modes of transport plus additional breakdown to distinguish ICC regulated and nonregulated motor carriers
4. Size of establishment	A sample of medium and large establishments only (20 or more employees)	A sample of all establishments with one or more paid employees.
5. Geographic origin	The 48 contiguous States and the District of Columbia	The 50 States and the District of Columbia

<sup>2</sup>For further information, see the "Description and Technical Documentation of the PICADAD File."



## Summary of 1977 Commodity Transportation Survey Changes—Con.

Item	1972 CTS	1977 CTS
6. Data items	Origin Destination Commodity Mode of Transport Shipment Weight	Origin Destination Commodity Mode of Transport Shipment Weight Value of shipment
7. Sample design and reporting requirements	Approximately 140-200 shipments per establishment. A net sample of about 13,000 manufacturing establishments	Varying number of sampled shipments per establishment (approx.): — Large — 120 shipments — Medium — 60 shipments — Small — 30 shipments A net sample of about 16,000 manufacturing establishments Increased sample rates for Production Areas  Simplified sampling plan for respondent selection of shipping documents
8. Editing and estimation procedures	Basically an independent procedure, with little checking against other data sets	Integrated edit, review, and estimating procedures, closely tied to the census of manufactures data.  — Verification of commodity and establishment coding  — Editing procedure based on relationships between production and shipping patterns  — Estimating procedures linked to universe totals  — Disclosure procedures similarly linked to universe totals

**RELIABILITY OF ESTIMATES**

The value, tons, and ton-mile figures shown in this report are estimated from a sample and will differ from the figures which would have been obtained from a complete census. Two types of possible errors are associated with estimates based on data from sample surveys: Sampling errors and nonsampling errors. The accuracy of a survey result depends not only on the sampling errors and nonsampling errors measured, but also on the nonsampling errors not explicitly measured.

For particular estimates, the total error may considerably exceed the standard errors shown. The following is a description of the sampling and nonsampling errors associated with the esti-

mates made from the sample selected for the 1977 Commodity Transportation Survey.

**Sampling Errors**

The particular sample used in this survey is one of a large number of all possible samples of the same size that could have been selected using the same sample design. Estimates derived from the different samples would differ from each other (the estimation procedure is outlined in appendix D). The relative standard errors presented in the tables are measures of the variation among the estimates from all possible samples, and, thus, measure the precision of the particular sample selected. The estima-

tion of unpublished relative standard errors, and the construction of confidence intervals using relative standard errors is covered in appendix E.

### Nonsampling Errors

All surveys and censuses are subject to nonsampling errors. Nonsampling errors can be attributed to many sources: Inability to obtain responses for all cases in the sample, inability or unwillingness on the part of the respondent to provide correct or complete information, mistakes made in sampling shipping documents, response errors and biases (such as miscoding a commodity on the questionnaire), difficulty in interpreting questions or instructions, mistakes in recording data, errors in collection or processing, mistakes in keying data, imputation for item nonresponse (such as a missing value on a shipment), and coverage problems. In addition to response errors, some degree of response variability is introduced when respondents estimate values (such as the weight of a shipment).

Explicit measures of the effects of nonsampling errors are usually not available. However, it is believed that most of the operational and response errors were detected and corrected through a systematic clerical edit and computer edit designed to review the data for reasonableness and consistency. Nearly all types of nonsampling errors that affect this survey would also occur in a complete census. Since surveys are conducted on a smaller scale than censuses, nonsampling errors can be controlled more tightly. Relatively more funds and effort can be expended toward eliciting responses, detecting and correcting response errors, and reducing processing errors. Therefore, survey results can often be more accurate than census results.

Eighty-five percent of the questionnaires were returned, with item response rates in excess of 95 percent. The estimation procedure adjusted the data for establishment nonresponse by benchmarking aggregate CTS data to corresponding census of manufactures data. If the weight or value of a shipment was missing, a figure was imputed based on other shipments in the establishment. If this was not possible, imputation was based on the value/tons relationship which were computed for each TCC from all CTS data. Sometimes, during the edit using the COM establishment match, summary data for an entire commodity within an establishment was imputed. Any biases introduced by the imputation procedures are small compared to the biases which would have resulted from ignoring missing data.

### Errors in Sampling

In the second stage of sampling, respondents selected shipping documents from their own records. The errors committed in

carrying out this sampling are collectively referred to as "errors in sampling" (not to be confused with the sampling error which was previously discussed). "Errors in sampling" include undercoverage (e.g., documents, modes, small shipments omitted); overcoverage (e.g., documents from a sister establishment or for more than one year included); haphazard sampling (e.g., selecting "representative" documents); undersampling or oversampling (e.g., shipments selected at too low or too high a rate); and several minor errors of procedure. These "errors in sampling" are documented in a report on the Commodity Transportation Survey Evaluation Project which will be provided upon request. The errors were widespread and could have drastically affected the quality of CTS data if uncorrected. However, the major errors in sampling were detected and corrected in the edit using the COM establishment match.

### CONFIDENTIALITY OF DATA

In accordance with Federal law governing census reports, no data are published that would disclose the operations of an individual establishment or business. The disclosure analysis for the statistics in the tables of this report is based on the total value of shipments. Whenever the total value of shipments cannot be shown without disclosing information for individual companies, the complete detail has been suppressed. However, the suppressed data are represented in higher level totals.

### ABBREVIATIONS AND SYMBOLS

The following abbreviations and symbols appear frequently in text and tables of this report.

- Represents zero.
- (Z) Less than one-half the unit of measure.
- \* Where the commodity descriptions are identical for more than one level of the TCC code, (e.g., cigarettes, TCC 211; 2111; and 21111), data will be shown only at the least highly aggregated level (e.g., 21111).
- TCC Transportation Commodity Classification.
- NEC Not elsewhere classified.
- ICC Interstate Commerce Commission.
- SIC Standard Industrial Classification.
- CTS Commodity Transportation Survey
- COM Census of Manufactures
- PA Production Area
- 100 A standard error of 100(%) should be interpreted as a symbol indicating there were insufficient observations to provide a reliable estimate of the standard error. The estimates associated with this symbol should be used only as orders of magnitude.






TABLE 1. SHIPMENTS BY MANUFACTURING ESTABLISHMENTS--ORIGIN AND MEANS OF TRANSPORT BY DESTINATION: 1977

ORIGIN AND MEANS OF TRANSPORT	ALL SHIPMENTS			STANDARD ERROR (PERCENT) FOR COLUMNS--		VALUE (MILLION DOLLARS) AND TONS (THOUSANDS) OF SHIPMENTS BY DESTINATION						
	VALUE (MILLION DOLLARS) (A)	TONS (THOUSANDS) (B)	TON-MILES (MILLIONS) (C)	TOTAL			MAINE		NEW HAMPSHIRE			
				A	B	C	VALUE	TONS	VALUE	TONS	VALUE	TONS
UNITED STATES . . . . .	1 343 174	3 311 992	758 984	1	3	3	55 455	95 208	4 014	23 203	2 474	5 360
RAIL . . . . .	229 241	548 099	270 446	2	4	4	5 969	14 436	661	2 614	276	755
MOTOR CARRIER . . . . .	569 534	691 170	183 322	2	5	3	27 337	30 949	1 895	13 324	1 243	1 209
ICC . . . . .	541 024	586 675	171 555	2	4	4	26 262	21 846	1 597	5 128	1 229	1 209
NON-ICC . . . . .	28 510	104 496	11 767	7	20	10	1 075	9 102	298	8 196	14	9
PRIVATE TRUCK . . . . .	316 423	1 200 304	95 120	2	5	7	14 448	33 246	775	2 555	684	3 372
AIR . . . . .	30 483	1 429	1 405	5	7	6	1 517	88	56	4	3	4
WATER . . . . .	34 818	292 817	135 638	6	8	17	1 876	16 190	470	4 690	3	4
PIPELINE . . . . .	50 374	464 817	69 303	12	13	21	-	-	-	-	-	-
PARCEL DELIVERY . . . . .	41 853	2 615	1 497	5	15	5	3 164	140	121	8	174	9
OTHER AND UNKNOWN . . . . .	70 348	110 740	2 253	5	7	10	1 144	161	35	10	33	10
NEW ENGLAND												
MAINE . . . . .	4 988	20 985	3 107	16	62	20	2 274	17 344	824	15 472	56	76
RAIL . . . . .	1 334	4 454	1 906	31	36	25	432	2 350	78	1 260	17	57
MOTOR CARRIER . . . . .	2 235	13 850	1 011	23	86	33	874	12 659	410	12 227	20	6
ICC . . . . .	1 909	5 624	845	18	73	27	562	4 438	137	4 067	20	6
NON-ICC . . . . .	327	8 226	166	67	95	87	312	8 221	273	8 160	-	-
PRIVATE TRUCK . . . . .	1 109	2 420	178	22	43	34	927	2 282	307	1 948	19	13
AIR . . . . .	86	1	1	41	32	33	2	(2)	(2)	(2)	-	-
WATER . . . . .	11	44	5	70	69	71	11	44	8	28	-	-
PARCEL DELIVERY . . . . .	75	6	5	13	12	11	10	1	3	(2)	1	(2)
OTHER AND UNKNOWN . . . . .	137	210	1	17	5	93	19	9	17	9	-	-
NEW HAMPSHIRE . . . . .	3 905	5 881	958	11	44	15	1 309	4 779	159	282	309	3 244
RAIL . . . . .	435	778	406	18	29	20	44	323	6	26	14	215
MOTOR CARRIER . . . . .	1 894	1 307	339	17	26	30	557	947	57	62	42	255
ICC . . . . .	1 879	1 301	333	17	26	30	556	947	57	61	42	255
NON-ICC . . . . .	15	5	6	36	36	35	1	1	1	(2)	-	-
PRIVATE TRUCK . . . . .	779	3 636	151	20	69	27	607	3 506	84	194	242	2 774
AIR . . . . .	132	3	3	28	48	40	16	1	10	(2)	-	-
WATER . . . . .	1	(2)	(2)	91	91	76	(2)	(2)	(2)	(2)	-	-
PARCEL DELIVERY . . . . .	405	12	9	14	24	26	76	2	2	(2)	11	(2)
OTHER AND UNKNOWN . . . . .	260	146	51	67	88	86	8	1	(2)	(2)	(2)	(2)
VERMONT . . . . .	1 989	1 980	384	23	55	28	385	750	24	22	10	9
RAIL . . . . .	114	119	92	53	59	58	1	(2)	-	-	-	-
MOTOR CARRIER . . . . .	1 250	449	190	39	47	36	156	80	9	3	3	2
ICC . . . . .	1 191	435	187	42	49	36	113	68	9	3	3	2
NON-ICC . . . . .	69	14	3	69	77	88	43	11	-	-	-	-
PRIVATE TRUCK . . . . .	374	1 389	99	28	78	66	205	667	14	19	6	7
AIR . . . . .	113	1	(2)	25	33	28	3	(2)	-	-	-	-
WATER . . . . .	-	-	-	71	62	62	-	-	-	-	-	-
PARCEL DELIVERY . . . . .	107	3	2	26	28	29	15	1	(2)	(2)	1	(2)
OTHER AND UNKNOWN . . . . .	20	20	(2)	39	76	73	5	3	-	-	-	-
MASSACHUSETTS . . . . .	29 442	24 556	5 554	7	20	12	9 501	16 864	304	535	335	380
RAIL . . . . .	1 168	1 190	810	18	23	30	219	281	11	122	-	-
MOTOR CARRIER . . . . .	15 610	8 225	3 704	6	8	16	3 674	3 076	185	299	156	208
ICC . . . . .	14 956	7 848	3 548	6	9	17	3 249	2 862	181	268	156	208
NON-ICC . . . . .	654	377	155	15	21	21	425	214	4	30	-	-
PRIVATE TRUCK . . . . .	6 510	14 659	810	9	32	12	4 534	13 461	92	114	151	170
AIR . . . . .	1 737	44	47	16	11	11	155	3	6	(2)	-	-
WATER . . . . .	67	20	39	41	68	92	11	2	-	-	-	-
PARCEL DELIVERY . . . . .	2 956	109	112	21	40	55	555	12	11	1	26	1
OTHER AND UNKNOWN . . . . .	1 393	309	33	20	32	23	354	28	(2)	(2)	2	1
RHODE ISLAND . . . . .	5 294	2 146	819	8	25	28	1 500	969	56	60	22	32
RAIL . . . . .	170	228	183	45	80	77	-	-	-	-	-	-
MOTOR CARRIER . . . . .	2 317	889	463	7	19	19	232	167	14	2	10	9
ICC . . . . .	2 290	881	455	7	19	20	230	166	14	2	10	9
NON-ICC . . . . .	26	8	8	48	61	88	2	1	-	-	-	-
PRIVATE TRUCK . . . . .	1 318	904	74	14	29	27	1 057	787	35	57	6	23
AIR . . . . .	212	6	7	19	21	32	31	1	(2)	(2)	-	-
WATER . . . . .	9	4	4	88	98	100	-	-	-	-	-	-
PIPELINE . . . . .	3	1	1	100	100	100	-	-	-	-	-	-
PARCEL DELIVERY . . . . .	839	31	22	15	23	26	135	5	4	(2)	3	(2)
OTHER AND UNKNOWN . . . . .	427	83	65	20	21	34	45	9	2	(2)	2	(2)
CONNECTICUT . . . . .	19 229	12 492	2 160	10	30	13	4 888	8 726	42	17	52	184
RAIL . . . . .	1 229	149	101	22	12	13	18	9	2	3	-	-
MOTOR CARRIER . . . . .	10 453	2 534	1 409	10	12	8	1 139	283	29	11	23	5
ICC . . . . .	10 313	2 445	1 363	10	12	8	1 104	271	29	11	23	5
NON-ICC . . . . .	141	89	46	21	18	25	35	12	-	-	(2)	(2)
PRIVATE TRUCK . . . . .	4 004	9 262	498	12	39	38	2 875	8 359	9	3	19	179
AIR . . . . .	929	18	20	22	16	15	7	(2)	-	-	-	-
WATER . . . . .	87	44	73	26	20	21	1	(2)	-	-	-	-
PARCEL DELIVERY . . . . .	1 639	53	24	37	43	19	539	22	2	(2)	9	(2)
OTHER AND UNKNOWN . . . . .	1 888	432	34	11	12	23	309	51	-	-	(2)	(2)
MIDDLE ATLANTIC												
NEW YORK . . . . .	85 615	115 018	18 963	5	16	9	4 491	4 654	217	284	297	325
RAIL . . . . .	9 042	11 632	4 821	24	18	12	294	905	25	59	24	62
MOTOR CARRIER . . . . .	39 833	25 481	8 812	6	14	8	3 039	2 506	138	195	224	241
ICC . . . . .	38 849	24 027	8 638	6	13	8	3 031	2 400	138	195	224	241
NON-ICC . . . . .	984	1 454	175	14	32	28	8	106	-	-	-	-
PRIVATE TRUCK . . . . .	19 813	72 263	4 858	10	25	34	651	1 197	38	29	24	22
AIR . . . . .	2 913	98	101	17	19	17	32	1	2	(2)	(2)	(2)
WATER . . . . .	47	21	25	24	29	27	1	(2)	-	-	-	-
PIPELINE . . . . .	184	3 084	13	10	48	58	-	-	-	-	-	-
PARCEL DELIVERY . . . . .	5 953	374	257	14	17	21	383	32	13	1	24	1
OTHER AND UNKNOWN . . . . .	7 830	2 065	76	18	26	14	92	12	1	(2)	(2)	(2)
NEW JERSEY . . . . .	51 168	49 952	13 387	6	16	11	3 281	4 300	166	101	142	128
RAIL . . . . .	4 122	3 375	2 560	10	11	23	114	183	6	19	6	12
MOTOR CARRIER . . . . .	26 923	20 803	5 254	7	12	6	2 218	1 874	136	51	94	97

TABLE 1. SHIPMENTS BY MANUFACTURING ESTABLISHMENTS--ORIGIN AND MEANS OF TRANSPORT BY DESTINATION: 1977--CON.

ORIGIN AND MEANS OF TRANSPORT	VALUE (MILLION DOLLARS) AND TONS (THOUSANDS) OF SHIPMENTS BY DESTINATION--CON.											
	NEW ENGLAND--CON.						MIDDLE ATLANTIC					
	VERMONT		MASSACHUSETTS		RHODE ISLAND		CONNECTICUT		TOTAL		NEW YORK	
	VALUE	TONS	VALUE	TONS	VALUE	TONS	VALUE	TONS	VALUE	TONS	VALUE	TONS
UNITED STATES . . . . .	2 113	1 965	26 398	34 563	4 411	3 993	16 045	26 125	196 875	370 875	83 287	139 478
RAIL . . . . .	145	509	3 015	5 118	372	568	1 499	4 872	24 368	57 293	8 274	17 377
MOTOR CARRIER . . . . .	1 355	626	13 677	9 646	2 140	1 424	7 027	4 720	96 071	94 684	39 645	34 301
ICC . . . . .	1 312	614	13 081	8 931	2 132	1 407	6 911	4 567	91 450	86 904	38 141	32 541
NON-ICC . . . . .	43	12	596	715	8	18	115	152	4 622	7 780	1 505	1 761
PRIVATE TRUCK . . . . .	482	823	6 442	16 031	1 510	1 023	4 554	9 442	47 553	146 575	21 396	74 103
AIR . . . . .	12	(Z)	923	58	72	393	22	5 668	179	3 948	7	103
WATER . . . . .	-	-	357	3 596	91	949	955	6 952	4 484	36 677	1 071	7 267
PIPELINE . . . . .	-	-	-	-	-	-	-	-	6 034	33 859	1 741	5 509
PARCEL DELIVERY . . . . .	110	5	1 415	55	167	8	1 178	56	7 215	431	3 346	184
OTHER AND UNKNOWN . . . . .	9	3	570	59	57	18	439	61	5 483	1 176	3 865	633
NEW ENGLAND												
MAINE . . . . .	33	55	1 003	1 229	175	78	183	435	1 073	1 743	533	828
RAIL . . . . .	14	37	224	697	2	5	96	295	357	991	127	340
MOTOR CARRIER . . . . .	8	14	357	316	35	39	44	57	575	647	350	440
ICC . . . . .	8	14	319	256	35	39	42	56	575	647	350	440
NON-ICC . . . . .	-	-	37	61	-	-	2	(Z)	-	-	-	-
PRIVATE TRUCK . . . . .	10	4	412	200	137	34	41	83	98	103	26	48
AIR . . . . .	(Z)	(Z)	1	(Z)	(Z)	(Z)	1	(Z)	25	(Z)	18	(Z)
WATER . . . . .	-	-	3	16	-	-	-	-	(Z)	(Z)	(Z)	(Z)
PARCEL DELIVERY . . . . .	(Z)	(Z)	4	(Z)	(Z)	(Z)	2	(Z)	18	1	11	1
OTHER AND UNKNOWN . . . . .	-	-	2	(Z)	-	-	-	-	(Z)	(Z)	-	-
NEW HAMPSHIRE . . . . .	53	104	624	816	40	60	124	272	700	492	392	307
RAIL . . . . .	-	-	21	70	-	-	2	13	67	173	38	132
MOTOR CARRIER . . . . .	33	37	319	363	27	50	79	181	405	169	194	68
ICC . . . . .	33	37	319	362	27	50	79	181	405	169	194	68
NON-ICC . . . . .	-	-	(Z)	(Z)	-	-	-	(Z)	(Z)	(Z)	-	-
PRIVATE TRUCK . . . . .	18	67	231	383	12	10	21	78	72	105	40	63
AIR . . . . .	(Z)	(Z)	4	(Z)	-	-	2	(Z)	15	(Z)	13	(Z)
WATER . . . . .	-	-	-	-	-	-	-	-	(Z)	(Z)	(Z)	(Z)
PARCEL DELIVERY . . . . .	1	(Z)	42	1	2	(Z)	19	(Z)	85	2	52	1
OTHER AND UNKNOWN . . . . .	-	-	7	(Z)	-	-	1	(Z)	55	43	55	43
VERMONT . . . . .	186	370	103	51	2	2	60	296	1 022	992	583	717
RAIL . . . . .	(Z)	(Z)	(Z)	(Z)	-	-	-	-	22	22	11	12
MOTOR CARRIER . . . . .	55	21	44	32	1	2	43	20	770	269	416	75
ICC . . . . .	14	10	44	32	1	2	41	19	770	269	416	75
NON-ICC . . . . .	41	11	-	-	-	-	-	(Z)	-	-	-	-
PRIVATE TRUCK . . . . .	124	346	50	18	1	1	10	276	129	701	76	630
AIR . . . . .	(Z)	(Z)	3	(Z)	-	-	(Z)	(Z)	68	(Z)	68	(Z)
WATER . . . . .	-	-	-	-	-	-	-	-	-	-	-	-
PARCEL DELIVERY . . . . .	2	(Z)	6	(Z)	(Z)	(Z)	6	(Z)	33	1	12	(Z)
OTHER AND UNKNOWN . . . . .	5	3	(Z)	(Z)	-	-	-	-	-	-	-	-
MASSACHUSETTS . . . . .	394	324	6 999	14 399	521	384	948	841	5 845	2 914	3 162	2 068
RAIL . . . . .	2	8	185	150	21	1	-	-	11	127	10	126
MOTOR CARRIER . . . . .	157	215	2 373	1 714	219	182	584	457	3 959	2 086	1 960	1 335
ICC . . . . .	157	215	1 953	1 531	219	182	584	457	3 910	2 066	1 956	1 331
NON-ICC . . . . .	-	-	421	183	-	-	(Z)	(Z)	49	20	5	3
PRIVATE TRUCK . . . . .	201	99	3 603	12 500	271	201	216	378	836	668	661	592
AIR . . . . .	(Z)	(Z)	132	2	(Z)	(Z)	17	1	286	7	155	4
WATER . . . . .	-	-	11	2	-	-	-	-	33	2	33	2
PARCEL DELIVERY . . . . .	33	1	369	6	9	(Z)	105	2	624	21	265	7
OTHER AND UNKNOWN . . . . .	-	-	325	25	(Z)	(Z)	26	2	95	3	77	1
RHODE ISLAND . . . . .	6	8	296	231	772	419	349	219	1 295	483	742	216
RAIL . . . . .	-	-	-	-	-	-	-	-	2	2	2	2
MOTOR CARRIER . . . . .	1	(Z)	113	68	22	23	73	64	778	382	393	144
ICC . . . . .	1	(Z)	113	68	22	23	70	63	763	380	381	142
NON-ICC . . . . .	-	-	(Z)	(Z)	(Z)	(Z)	2	1	15	2	12	1
PRIVATE TRUCK . . . . .	2	8	91	160	687	386	235	153	151	86	137	63
AIR . . . . .	-	-	23	1	8	(Z)	1	(Z)	32	2	23	1
WATER . . . . .	-	-	-	-	-	-	-	-	1	(Z)	1	(Z)
PIPELINE . . . . .	-	-	-	-	-	-	-	-	-	-	-	-
PARCEL DELIVERY . . . . .	3	(Z)	55	2	29	1	40	1	240	6	144	4
OTHER AND UNKNOWN . . . . .	(Z)	(Z)	13	(Z)	27	9	(Z)	(Z)	90	6	43	2
CONNECTICUT . . . . .	89	117	765	1 086	118	47	3 822	7 274	3 826	1 629	2 074	873
RAIL . . . . .	-	-	6	6	-	-	10	(Z)	41	52	21	38
MOTOR CARRIER . . . . .	69	6	398	95	72	22	546	145	2 804	827	1 391	367
ICC . . . . .	68	5	392	93	71	21	520	137	2 764	799	1 373	356
NON-ICC . . . . .	2	1	6	2	1	(Z)	26	8	40	29	18	11
PRIVATE TRUCK . . . . .	7	110	295	984	35	25	2 510	7 057	548	719	351	441
AIR . . . . .	(Z)	(Z)	1	(Z)	(Z)	(Z)	5	(Z)	77	3	66	3
WATER . . . . .	-	-	1	(Z)	-	-	1	(Z)	33	7	28	5
PARCEL DELIVERY . . . . .	12	(Z)	64	1	11	(Z)	441	19	264	7	159	5
OTHER AND UNKNOWN . . . . .	-	-	1	(Z)	-	-	308	51	60	14	58	14
MIDDLE ATLANTIC												
NEW YORK . . . . .	592	124	2 024	2 071	223	326	1 139	1 523	36 125	89 143	25 876	77 966
RAIL . . . . .	2	15	122	364	8	57	113	349	1 315	5 191	624	2 764
MOTOR CARRIER . . . . .	546	57	1 397	1 175	152	180	583	658	14 671	13 567	8 321	8 347
ICC . . . . .	546	57	1 390	1 070	152	180	582	658	13 892	12 376	7 651	7 409
NON-ICC . . . . .	-	-	8	105	-	-	(Z)	1	779	1 192	670	938
PRIVATE TRUCK . . . . .	38	52	240	510	18	85	293	499	15 425	66 897	13 045	63 423
AIR . . . . .	-	-	17	1	2	(Z)	10	(Z)	397	9	369	8
WATER . . . . .	-	-	(Z)	(Z)	-	-	(Z)	(Z)	27	6	24	6
PIPELINE . . . . .	-	-	-	-	-	-	-	-	184	3 084	184	3 084
PARCEL DELIVERY . . . . .	6	(Z)	169	11	39	3	131	14	1 389	93	810	64
OTHER AND UNKNOWN . . . . .	-	-	78	10	4	(Z)	9	2	2 717	297	2 499	271
NEW JERSEY . . . . .	96	84	1 570	1 957	360	233	947	1 797	24 210	32 528	8 993	10 066
RAIL . . . . .	1	4	90	112	3	7	9	30	253	493	155	91
MOTOR CARRIER . . . . .	68	19	1 175	939	225	155	520	612	11 154	12 802	3 969	3 503



TABLE 1. SHIPMENTS BY MANUFACTURING ESTABLISHMENTS--ORIGIN AND MEANS OF TRANSPORT BY DESTINATION: 1977--CON.

VALUE (MILLION DOLLARS) AND TONS (THOUSANDS) OF SHIPMENTS BY DESTINATION--CON.

ORIGIN AND MEANS OF TRANSPORT	MIDDLE ATLANTIC--CON.						EAST NORTH CENTRAL					
	NEW JERSEY		PENNSYLVANIA		TOTAL		OHIO		INDIANA		ILLINOIS	
	VALUE	TONS	VALUE	TONS	VALUE	TONS	VALUE	TONS	VALUE	TONS	VALUE	TONS
UNITED STATES . . . . .	51 525	81 985	62 062	149 412	312 167	602 905	78 278	171 201	36 116	94 685	82 362	177 611
RAIL . . . . .	7 613	11 428	8 480	28 487	52 385	119 184	11 046	26 800	5 529	17 433	14 087	38 983
MOTOR CARRIER . . . . .	25 792	23 885	30 633	36 498	156 382	187 126	40 532	53 504	17 965	25 572	42 281	53 233
ICC . . . . .	23 936	21 520	29 373	32 844	148 695	164 425	38 651	46 641	17 622	23 860	39 996	45 850
NON-ICC . . . . .	1 857	2 365	1 260	3 654	7 687	22 702	1 881	6 863	342	1 712	2 286	7 383
PRIVATE TRUCK . . . . .	10 992	15 061	15 164	57 411	72 195	171 437	19 602	52 176	8 959	33 029	16 875	52 365
AIR . . . . .	901	33	818	9 43	4 236	310	1 028	77	339	31	1 430	78
WATER . . . . .	2 358	19 597	1 055	9 814	3 234	25 849	658	5 180	240	1 981	1 831	13 037
PIPELINE . . . . .	1 437	11 588	2 856	16 763	9 328	95 444	2 383	32 746	1 822	16 476	2 004	19 321
PARCEL DELIVERY . . . . .	1 750	145	2 119	102	7 938	516	2 037	154	970	60	2 407	134
OTHER AND UNKNOWN . . . . .	681	248	936	295	6 470	3 039	992	564	293	103	1 447	459
NEW ENGLAND												
MAINE . . . . .	235	328	305	588	582	758	171	209	108	141	202	245
RAIL . . . . .	58	169	172	483	292	586	82	108	89	125	78	201
MOTOR CARRIER . . . . .	102	105	123	102	253	164	77	38	9	12	118	42
ICC . . . . .	102	105	123	102	241	160	77	38	9	12	105	38
NON-ICC . . . . .	-	-	-	-	12	4	-	-	-	-	12	4
PRIVATE TRUCK . . . . .	67	53	4	2	23	7	11	1	8	4	1	4
AIR . . . . .	6	(Z)	2	(Z)	4	(Z)	1	(Z)	1	(Z)	(Z)	(Z)
WATER . . . . .	-	-	-	-	-	-	-	-	-	-	-	-
PARCEL DELIVERY . . . . .	2	(Z)	4	(Z)	10	1	1	(Z)	2	(Z)	4	(Z)
OTHER AND UNKNOWN . . . . .	-	-	(Z)	(Z)	-	-	-	-	-	-	-	-
NEW HAMPSHIRE . . . . .	158	106	149	79	565	219	112	29	79	26	220	41
RAIL . . . . .	14	12	15	30	153	139	19	7	16	80	15	15
MOTOR CARRIER . . . . .	107	61	103	39	288	66	69	20	63	7	79	19
ICC . . . . .	107	61	103	39	285	65	69	20	63	7	76	18
NON-ICC . . . . .	(Z)	(Z)	-	-	3	1	-	-	-	-	3	1
PRIVATE TRUCK . . . . .	21	32	11	9	46	10	3	(Z)	2	2	32	4
AIR . . . . .	1	(Z)	1	(Z)	13	1	2	(Z)	2	(Z)	2	(Z)
WATER . . . . .	-	-	-	-	-	-	-	-	-	-	-	-
PARCEL DELIVERY . . . . .	15	(Z)	18	1	58	2	19	1	4	(Z)	25	1
OTHER AND UNKNOWN . . . . .	(Z)	(Z)	-	-	6	1	1	(Z)	1	(Z)	2	(Z)
VERMONT . . . . .	151	105	289	170	348	102	128	31	23	7	69	33
RAIL . . . . .	6	1	6	9	54	49	23	9	(Z)	1	20	25
MOTOR CARRIER . . . . .	106	59	247	134	235	51	75	21	18	6	42	9
ICC . . . . .	106	59	247	134	209	48	75	21	18	6	16	6
NON-ICC . . . . .	-	-	-	-	26	3	(Z)	(Z)	-	-	26	3
PRIVATE TRUCK . . . . .	32	45	21	26	7	1	22	(Z)	-	-	-	-
AIR . . . . .	(Z)	(Z)	(Z)	(Z)	7	(Z)	3	(Z)	1	(Z)	1	(Z)
WATER . . . . .	-	-	-	-	-	-	-	-	-	-	-	-
PARCEL DELIVERY . . . . .	6	(Z)	15	(Z)	29	1	6	(Z)	3	(Z)	6	(Z)
OTHER AND UNKNOWN . . . . .	-	-	-	-	(Z)	(Z)	-	-	-	-	-	-
MASSACHUSETTS . . . . .	1 321	490	1 362	356	3 832	1 568	1 069	546	525	113	1 248	406
RAIL . . . . .	-	-	1	1	214	283	51	178	(Z)	(Z)	102	82
MOTOR CARRIER . . . . .	992	442	1 007	309	2 729	1 158	767	339	444	106	822	259
ICC . . . . .	959	431	995	304	2 637	1 069	700	299	443	105	809	215
NON-ICC . . . . .	32	11	12	5	91	90	67	40	2	1	13	44
PRIVATE TRUCK . . . . .	77	37	99	39	270	95	74	23	27	4	102	49
AIR . . . . .	21	(Z)	110	3	186	13	27	1	15	(Z)	87	10
WATER . . . . .	-	-	-	-	(Z)	(Z)	-	-	-	-	-	-
PARCEL DELIVERY . . . . .	220	10	139	4	399	16	132	4	38	2	126	4
OTHER AND UNKNOWN . . . . .	12	1	7	1	34	2	18	1	1	(Z)	10	1
RHODE ISLAND . . . . .	330	202	222	65	679	174	172	33	66	12	255	68
RAIL . . . . .	-	-	-	-	58	30	-	-	-	-	56	29
MOTOR CARRIER . . . . .	252	181	134	58	417	133	118	30	46	11	126	36
ICC . . . . .	249	180	133	58	417	133	118	30	46	11	126	36
NON-ICC . . . . .	2	(Z)	(Z)	(Z)	(Z)	(Z)	(Z)	(Z)	(Z)	(Z)	(Z)	(Z)
PRIVATE TRUCK . . . . .	7	17	7	6	27	4	12	2	4	1	6	(Z)
AIR . . . . .	3	(Z)	7	(Z)	32	1	15	(Z)	2	(Z)	8	(Z)
WATER . . . . .	-	-	-	-	-	-	-	-	-	-	-	-
PIPELINE . . . . .	-	-	-	-	-	-	-	-	-	-	-	-
PARCEL DELIVERY . . . . .	38	1	58	1	123	4	24	1	11	(Z)	47	2
OTHER AND UNKNOWN . . . . .	31	3	16	(Z)	22	1	3	(Z)	2	(Z)	12	1
CONNECTICUT . . . . .	1 023	542	730	215	2 758	704	645	229	429	126	846	196
RAIL . . . . .	-	-	20	14	70	50	5	3	13	16	42	14
MOTOR CARRIER . . . . .	833	300	580	161	2 123	583	539	204	345	100	552	161
ICC . . . . .	826	294	565	149	2 095	563	526	194	343	100	541	152
NON-ICC . . . . .	7	5	15	12	28	21	13	10	2	1	11	9
PRIVATE TRUCK . . . . .	116	241	81	37	95	50	36	20	7	5	15	11
AIR . . . . .	8	(Z)	3	(Z)	147	5	17	1	11	1	84	2
WATER . . . . .	-	-	4	2	-	-	-	-	-	-	-	-
PARCEL DELIVERY . . . . .	63	1	42	1	235	9	46	2	53	3	78	2
OTHER AND UNKNOWN . . . . .	2	(Z)	(Z)	(Z)	88	8	2	(Z)	-	-	75	6
MIDDLE ATLANTIC												
NEW YORK . . . . .	5 641	5 964	4 608	5 214	12 869	7 758	3 328	2 322	1 189	1 056	3 406	1 764
RAIL . . . . .	353	1 562	338	865	2 304	2 739	345	460	245	470	554	762
MOTOR CARRIER . . . . .	3 386	2 720	2 964	2 500	7 417	3 913	2 054	1 224	610	426	2 023	875
ICC . . . . .	3 286	2 525	2 956	2 441	7 377	3 884	2 050	1 220	606	425	2 009	865
NON-ICC . . . . .	101	195	8	59	40	29	4	5	4	2	14	10
PRIVATE TRUCK . . . . .	1 489	1 644	891	1 830	942	1 000	408	622	196	151	139	90
AIR . . . . .	7	(Z)	22	(Z)	888	36	192	2	13	2	267	6
WATER . . . . .	3	(Z)	(Z)	(Z)	-	-	-	-	-	-	-	-
PIPELINE . . . . .	-	-	-	-	-	-	-	-	-	-	-	-
PARCEL DELIVERY . . . . .	267	13	312	15	1 085	50	275	13	111	6	324	16
OTHER AND UNKNOWN . . . . .	136	23	82	3	234	19	53	2	14	1	98	15
NEW JERSEY . . . . .	10 470	14 481	4 747	7 981	6 569	3 081	1 658	1 133	571	383	2 325	907
RAIL . . . . .	69	133	30	270	1 310	760	193	157	50	156	340	245
MOTOR CARRIER . . . . .	4 881	7 088	2 304	2 211	4 171	1 814	1 087	684	292	166	1 718	584



TABLE 1. SHIPMENTS BY MANUFACTURING ESTABLISHMENTS--ORIGIN AND MEANS OF TRANSPORT BY DESTINATION: 1977--CON.

VALUE (MILLION DOLLARS) AND TONS (THOUSANDS) OF SHIPMENTS BY DESTINATION--CON.

ORIGIN AND MEANS OF TRANSPORT	EAST NORTH CENTRAL--CON.						WEST NORTH CENTRAL					
	MICHIGAN		WISCONSIN		TOTAL		MINNESOTA		IOWA		MISSOURI	
	VALUE	TONS	VALUE	TONS	VALUE	TONS	VALUE	TONS	VALUE	TONS	VALUE	TONS
UNITED STATES. . . . .	86 290	125 064	29 121	63 408	101 392	245 712	24 416	56 175	16 147	46 062	32 826	72 009
RAIL . . . . .	16 477	23 184	5 247	12 785	22 578	44 103	4 906	9 985	2 897	7 480	8 294	12 710
MOTOR CARRIER. . . . .	43 058	41 900	12 546	12 918	45 929	52 328	11 185	12 673	7 819	9 070	14 261	13 417
ICC. . . . .	40 753	35 893	11 673	12 181	44 584	48 793	10 792	11 725	7 456	7 867	13 933	12 683
NON-ICC. . . . .	2 305	6 007	873	737	1 345	3 536	393	947	363	1 204	327	734
PRIVATE TRUCK. . . . .	18 254	33 403	8 504	29 527	21 658	103 316	6 193	29 599	3 444	19 194	6 853	33 084
AIR. . . . .	1 039	98	401	27	2 065	113	560	21	220	4	871	67
WATER. . . . .	404	3 565	101	2 087	764	5 823	119	826	46	444	598	4 551
PIPELINE . . . . .	2 581	22 087	538	4 813	4 101	39 164	327	2 929	931	9 624	733	7 998
PARCEL DELIVERY. . . . .	1 727	109	797	59	3 256	238	848	48	590	56	800	53
OTHER AND UNKNOWN. . . . .	2 750	719	988	1 193	1 041	626	277	94	200	189	416	129
NEW ENGLAND												
MAINE. . . . .	54	69	47	94	106	92	27	12	15	15	41	35
RAIL . . . . .	22	35	22	56	35	77	4	7	3	15	14	31
MOTOR CARRIER. . . . .	27	33	23	38	56	14	23	4	1	(Z)	26	4
ICC. . . . .	27	33	23	38	56	14	23	4	1	(Z)	26	4
NON-ICC. . . . .	-	-	-	-	-	-	-	-	-	-	-	-
PRIVATE TRUCK. . . . .	2	1	1	(Z)	(Z)	(Z)	(Z)	(Z)	-	-	(Z)	(Z)
AIR. . . . .	1	(Z)	-	-	10	(Z)	(Z)	(Z)	9	(Z)	(Z)	(Z)
WATER. . . . .	-	-	-	-	-	-	-	-	-	-	-	-
PARCEL DELIVERY. . . . .	3	(Z)	(Z)	(Z)	5	1	(Z)	(Z)	2	(Z)	1	(Z)
OTHER AND UNKNOWN. . . . .	-	-	-	-	-	-	-	-	-	-	-	-
NEW HAMPSHIRE. . . . .	108	96	45	28	174	57	22	5	15	3	45	15
RAIL . . . . .	33	80	15	21	56	26	4	3	2	(Z)	7	5
MOTOR CARRIER. . . . .	60	14	18	5	93	25	10	1	9	2	31	8
ICC. . . . .	60	14	18	5	84	22	10	1	5	1	31	8
NON-ICC. . . . .	-	-	-	-	8	3	-	-	4	1	(Z)	(Z)
PRIVATE TRUCK. . . . .	4	1	5	2	10	5	-	-	2	1	3	1
AIR. . . . .	3	(Z)	4	(Z)	4	1	2	(Z)	(Z)	(Z)	2	1
WATER. . . . .	-	-	-	-	-	-	-	-	-	-	-	-
PARCEL DELIVERY. . . . .	6	(Z)	4	(Z)	11	(Z)	5	(Z)	2	(Z)	1	(Z)
OTHER AND UNKNOWN. . . . .	2	1	-	-	(Z)	(Z)	(Z)	(Z)	-	-	-	-
VERMONT. . . . .	117	26	10	5	35	18	11	2	3	(Z)	16	14
RAIL . . . . .	10	13	2	2	9	12	-	-	1	(Z)	9	11
MOTOR CARRIER. . . . .	95	12	5	2	12	7	4	2	1	(Z)	3	3
ICC. . . . .	95	12	5	2	12	7	4	2	1	(Z)	3	3
NON-ICC. . . . .	-	-	-	-	-	-	-	-	-	-	-	-
PRIVATE TRUCK. . . . .	(Z)	(Z)	-	-	-	-	-	-	-	-	-	-
AIR. . . . .	1	(Z)	1	(Z)	8	(Z)	5	(Z)	1	(Z)	2	(Z)
WATER. . . . .	-	-	-	-	-	-	-	-	-	-	-	-
PARCEL DELIVERY. . . . .	12	(Z)	3	(Z)	5	(Z)	1	(Z)	1	(Z)	2	(Z)
OTHER AND UNKNOWN. . . . .	(Z)	(Z)	(Z)	(Z)	-	-	-	-	-	-	-	-
MASSACHUSETTS. . . . .	726	443	263	61	1 416	694	379	248	134	59	504	272
RAIL . . . . .	52	15	9	7	149	200	47	137	3	1	90	61
MOTOR CARRIER. . . . .	532	420	163	34	804	404	145	44	94	54	253	196
ICC. . . . .	526	418	159	33	797	400	140	41	94	53	253	196
NON-ICC. . . . .	6	2	4	2	7	4	5	3	1	(Z)	-	-
PRIVATE TRUCK. . . . .	13	2	55	17	160	76	100	66	11	3	43	7
AIR. . . . .	46	1	11	(Z)	98	2	22	(Z)	10	(Z)	30	1
WATER. . . . .	(Z)	(Z)	-	-	-	-	-	-	-	-	-	-
PARCEL DELIVERY. . . . .	82	5	21	1	198	12	59	1	15	(Z)	89	8
OTHER AND UNKNOWN. . . . .	(Z)	(Z)	5	(Z)	6	(Z)	5	(Z)	-	-	(Z)	(Z)
RHODE ISLAND. . . . .	151	56	35	5	154	35	45	7	16	3	47	13
RAIL . . . . .	2	2	-	-	-	-	-	-	-	-	-	-
MOTOR CARRIER. . . . .	110	52	18	4	98	32	28	6	7	3	28	12
ICC. . . . .	110	52	18	4	93	28	28	6	7	3	28	12
NON-ICC. . . . .	(Z)	(Z)	(Z)	(Z)	5	5	(Z)	(Z)	(Z)	(Z)	-	-
PRIVATE TRUCK. . . . .	1	(Z)	3	1	4	1	1	(Z)	(Z)	(Z)	(Z)	(Z)
AIR. . . . .	5	(Z)	2	(Z)	16	1	3	(Z)	5	(Z)	6	(Z)
WATER. . . . .	-	-	-	-	-	-	-	-	-	-	-	-
PIPELINE . . . . .	-	-	-	-	-	-	-	-	-	-	-	-
PARCEL DELIVERY. . . . .	31	1	10	(Z)	28	1	12	(Z)	2	(Z)	6	(Z)
OTHER AND UNKNOWN. . . . .	2	(Z)	2	(Z)	8	(Z)	-	-	1	(Z)	6	(Z)
CONNECTICUT. . . . .	671	134	167	19	952	106	148	34	100	16	553	32
RAIL . . . . .	9	14	2	2	4	1	3	1	-	-	(Z)	(Z)
MOTOR CARRIER. . . . .	563	103	123	16	814	92	114	26	89	15	483	28
ICC. . . . .	561	101	123	16	807	87	109	22	89	15	482	28
NON-ICC. . . . .	2	1	-	-	7	6	5	4	(Z)	(Z)	1	1
PRIVATE TRUCK. . . . .	34	14	4	(Z)	19	8	8	6	3	(Z)	8	2
AIR. . . . .	17	1	17	(Z)	51	9	9	(Z)	3	(Z)	30	(Z)
WATER. . . . .	-	-	-	-	(Z)	(Z)	(Z)	(Z)	-	-	(Z)	(Z)
PARCEL DELIVERY. . . . .	36	1	21	1	57	2	13	(Z)	6	1	25	1
OTHER AND UNKNOWN. . . . .	12	2	(Z)	(Z)	7	1	-	-	-	-	7	1
MIDDLE ATLANTIC												
NEW YORK . . . . .	4 090	2 220	858	396	3 321	1 071	833	199	412	170	1 487	495
RAIL . . . . .	989	846	171	201	580	366	74	46	47	99	344	163
MOTOR CARRIER. . . . .	2 331	1 231	399	157	1 821	601	538	131	149	56	824	283
ICC. . . . .	2 312	1 218	399	157	1 815	600	538	131	149	56	819	282
NON-ICC. . . . .	18	13	(Z)	(Z)	6	1	1	(Z)	-	-	5	(Z)
PRIVATE TRUCK. . . . .	145	115	54	22	136	72	21	16	30	9	62	37
AIR. . . . .	274	15	141	11	273	10	13	1	80	1	164	7
WATER. . . . .	-	-	-	-	-	-	-	-	-	-	-	-
PIPELINE . . . . .	-	-	-	-	-	-	-	-	-	-	-	-
PARCEL DELIVERY. . . . .	302	12	72	4	378	19	118	5	67	5	77	5
OTHER AND UNKNOWN. . . . .	48	1	21	1	133	2	69	1	39	(Z)	15	1
NEW JERSEY . . . . .	1 260	569	754	88	1 382	612	439	211	175	83	538	265
RAIL . . . . .	222	172	504	30	274	245	75	135	24	8	153	87
MOTOR CARRIER. . . . .	893	330	181	50	727	214	200	51	106	30	259	101

TABLE 1. SHIPMENTS BY MANUFACTURING ESTABLISHMENTS--ORIGIN AND MEANS OF TRANSPORT BY DESTINATION: 1977--CDN.

VALUE (MILLION DOLLARS) AND TONS (THOUSANDS) OF SHIPMENTS BY DESTINATION--CDN.

ORIGIN AND MEANS OF TRANSPORT	WEST NORTH CENTRAL--CON.						SOUTH ATLANTIC					
	NORTH DAKOTA		SOUTH DAKOTA		NEBRASKA		KANSAS		TOTAL		DELAWARE	
	VALUE	TONS	VALUE	TONS	VALUE	TONS	VALUE	TONS	VALUE	TONS	VALUE	TONS
UNITED STATES . . . . .	3 211	8 114	2 012	5 946	7 447	17 586	15 332	39 821	185 932	428 983	4 358	9 462
RAIL . . . . .	700	1 054	217	594	1 650	4 111	3 914	8 169	35 998	98 747	1 313	2 262
MOTOR CARRIER . . . . .	1 770	1 394	1 054	2 047	3 482	4 439	6 359	9 289	76 280	88 695	1 924	2 318
ICC . . . . .	1 733	1 352	1 023	1 993	3 412	4 339	6 234	8 834	73 212	74 272	1 879	1 691
NON-ICC . . . . .	37	42	31	54	69	100	125	455	3 068	14 424	45	627
PRIVATE TRUCK . . . . .	575	5 263	377	1 125	1 577	7 028	2 640	8 022	54 975	175 219	701	3 301
AIR . . . . .	39	2	10	1	57	4	309	14	4 113	156	106	7
WATER . . . . .	-	-	-	-	-	-	1	3	5 341	49 266	141	1 064
PIPELINE . . . . .	41	392	225	2 164	205	1 808	1 638	14 250	700	14 121	50	498
PARCEL DELIVERY . . . . .	78	5	113	10	418	41	408	25	5 103	329	101	10
OTHER AND UNKNOWN . . . . .	10	4	17	6	59	155	63	48	3 423	2 451	22	2
NEW ENGLAND												
HAINE . . . . .	1	2	5	4	3	3	13	22	469	577	25	27
RAIL . . . . .	1	1	-	-	1	1	13	22	123	269	22	25
MOTOR CARRIER . . . . .	(Z)	(Z)	5	4	2	1	(Z)	(Z)	274	289	2	2
ICC . . . . .	(Z)	(Z)	5	4	2	1	(Z)	(Z)	274	289	2	2
NDN-ICC . . . . .	-	-	-	-	-	-	-	-	-	-	-	-
PRIVATE TRUCK . . . . .	-	-	-	-	-	-	-	-	38	17	-	-
AIR . . . . .	-	-	-	-	-	-	(Z)	(Z)	20	(Z)	-	-
WATER . . . . .	-	-	-	-	-	-	-	-	-	-	-	-
PARCEL DELIVERY . . . . .	(Z)	(Z)	(Z)	(Z)	1	(Z)	(Z)	(Z)	14	1	-	-
OTHER AND UNKNOWN . . . . .	-	-	-	-	-	-	-	-	(Z)	(Z)	-	-
NEW HAMPSHIRE . . . . .	17	5	3	1	41	20	32	8	475	152	3	1
RAIL . . . . .	-	-	-	-	32	17	11	1	10	15	-	-
MOTOR CARRIER . . . . .	17	5	3	1	4	1	18	7	258	44	3	1
ICC . . . . .	17	5	(Z)	(Z)	3	1	18	7	256	44	3	1
NDN-ICC . . . . .	-	-	3	1	1	(Z)	-	-	2	(Z)	-	-
PRIVATE TRUCK . . . . .	-	-	-	-	4	2	1	(Z)	20	7	-	-
AIR . . . . .	-	-	-	-	(Z)	(Z)	(Z)	(Z)	6	(Z)	-	-
WATER . . . . .	-	-	-	-	-	-	-	-	-	-	-	-
PARCEL DELIVERY . . . . .	(Z)	(Z)	(Z)	(Z)	1	(Z)	(Z)	(Z)	65	2	(Z)	(Z)
OTHER AND UNKNOWN . . . . .	-	-	-	-	-	-	-	-	116	84	-	-
VERMONT . . . . .	-	-	(Z)	(Z)	2	(Z)	3	2	55	38	-	-
RAIL . . . . .	-	-	-	-	-	-	-	-	7	12	-	-
MOTOR CARRIER . . . . .	-	-	-	-	2	(Z)	2	2	22	13	-	-
ICC . . . . .	-	-	-	-	2	(Z)	2	2	22	13	-	-
NDN-ICC . . . . .	-	-	-	-	-	-	-	-	-	-	-	-
PRIVATE TRUCK . . . . .	-	-	-	-	-	-	-	-	12	13	-	-
AIR . . . . .	-	-	-	-	-	-	(Z)	(Z)	5	(Z)	-	-
WATER . . . . .	-	-	-	-	-	-	-	-	-	-	-	-
PARCEL DELIVERY . . . . .	-	-	(Z)	(Z)	(Z)	(Z)	(Z)	(Z)	9	(Z)	-	-
OTHER AND UNKNOWN . . . . .	-	-	-	-	-	-	-	-	1	(Z)	-	-
MASSACHUSETTS . . . . .	39	4	62	54	28	5	270	53	2 864	974	37	13
RAIL . . . . .	6	(Z)	-	-	(Z)	(Z)	1	1	337	196	5	2
MOTOR CARRIER . . . . .	23	3	56	52	18	5	215	51	1 631	608	21	4
ICC . . . . .	23	3	56	52	18	5	214	51	1 598	591	21	4
NDN-ICC . . . . .	(Z)	(Z)	(Z)	(Z)	-	-	(Z)	(Z)	33	18	-	-
PRIVATE TRUCK . . . . .	(Z)	(Z)	-	-	(Z)	(Z)	6	(Z)	364	154	5	7
AIR . . . . .	3	(Z)	-	-	6	(Z)	27	(Z)	227	3	1	(Z)
WATER . . . . .	-	-	-	-	-	-	-	-	1	(Z)	-	-
PARCEL DELIVERY . . . . .	7	(Z)	6	1	3	(Z)	20	1	297	11	4	(Z)
OTHER AND UNKNOWN . . . . .	-	-	-	-	-	-	1	(Z)	6	1	-	-
RHODE ISLAND . . . . .	5	(Z)	2	(Z)	7	1	31	11	530	262	5	4
RAIL . . . . .	-	-	-	-	-	-	-	-	49	171	-	-
MOTOR CARRIER . . . . .	5	(Z)	1	(Z)	5	1	24	10	304	61	-	-
ICC . . . . .	5	(Z)	1	(Z)	5	1	19	5	302	61	-	-
NDN-ICC . . . . .	-	-	-	-	-	-	5	5	2	(Z)	-	-
PRIVATE TRUCK . . . . .	(Z)	(Z)	-	-	-	-	2	(Z)	24	19	4	4
AIR . . . . .	(Z)	(Z)	-	-	(Z)	(Z)	1	(Z)	2	1	-	-
WATER . . . . .	-	-	-	-	-	-	-	-	8	4	-	-
PIPELINE . . . . .	-	-	-	-	-	-	-	-	3	1	-	-
PARCEL DELIVERY . . . . .	(Z)	(Z)	1	(Z)	2	(Z)	4	(Z)	99	4	1	(Z)
OTHER AND UNKNOWN . . . . .	-	-	(Z)	(Z)	(Z)	(Z)	(Z)	(Z)	17	(Z)	-	-
CONNECTICUT . . . . .	7	1	14	2	66	13	63	8	1 969	497	25	21
RAIL . . . . .	-	-	-	-	-	-	(Z)	(Z)	28	17	-	-
MOTOR CARRIER . . . . .	2	1	11	2	62	13	52	7	1 615	393	22	21
ICC . . . . .	2	1	11	2	62	13	52	7	1 605	385	22	21
NDN-ICC . . . . .	-	-	-	-	-	-	(Z)	(Z)	10	8	-	-
PRIVATE TRUCK . . . . .	-	-	-	-	-	-	-	-	104	80	1	(Z)
AIR . . . . .	3	(Z)	1	(Z)	(Z)	(Z)	5	(Z)	69	2	-	-
WATER . . . . .	-	-	-	-	-	-	-	-	1	(Z)	-	-
PARCEL DELIVERY . . . . .	2	(Z)	2	(Z)	3	(Z)	6	(Z)	145	4	2	(Z)
OTHER AND UNKNOWN . . . . .	-	-	-	-	(Z)	(Z)	(Z)	(Z)	7	1	-	-
MIDDLE ATLANTIC												
NEW YORK . . . . .	83	34	38	4	214	97	253	71	9 793	5 663	233	194
RAIL . . . . .	8	5	-	-	22	22	85	31	1 006	1 342	21	62
MOTOR CARRIER . . . . .	68	28	23	4	130	65	89	35	5 619	2 805	122	97
ICC . . . . .	68	28	23	4	130	65	88	34	5 534	2 704	122	97
NDN-ICC . . . . .	-	-	-	-	-	-	(Z)	(Z)	85	101	-	-
PRIVATE TRUCK . . . . .	-	-	-	-	17	9	5	2	1 877	1 437	62	33
AIR . . . . .	(Z)	(Z)	(Z)	(Z)	10	(Z)	6	1	341	13	4	(Z)
WATER . . . . .	-	-	-	-	-	-	-	-	3	7	-	-
PIPELINE . . . . .	-	-	-	-	-	-	-	-	-	-	-	-
PARCEL DELIVERY . . . . .	8	1	14	(Z)	30	1	63	2	657	39	22	1
OTHER AND UNKNOWN . . . . .	-	-	-	-	4	(Z)	6	(Z)	289	18	2	1
NEW JERSEY . . . . .	14	5	21	5	76	13	119	29	7 292	4 867	292	475
RAIL . . . . .	2	3	(Z)	(Z)	(Z)	(Z)	20	12	1 070	935	5	14
MOTOR CARRIER . . . . .	8	2	16	5	56	11	82	14	4 570	2 805	142	113

TABLE 1. SHIPMENTS BY MANUFACTURING ESTABLISHMENTS--ORIGIN AND MEANS OF TRANSPORT BY DESTINATION: 1977--CON.

VALUE (MILLION DOLLARS) AND TONS (THOUSANDS) OF SHIPMENTS BY DESTINATION--CON.

ORIGIN AND MEANS OF TRANSPORT	SOUTH ATLANTIC--CON.											
	MARYLAND		DISTRICT OF COL.		VIRGINIA		WEST VIRGINIA		NORTH CAROLINA		SOUTH CAROLINA	
	VALUE	TONS	VALUE	TONS	VALUE	TONS	VALUE	TONS	VALUE	TONS	VALUE	TONS
UNITEO STATES. . . . .	23 510	48 938	3 123	3 733	23 982	47 947	8 438	28 640	35 226	64 194	16 550	34 192
RAIL . . . . .	4 590	8 319	127	223	3 861	10 708	1 997	8 679	4 853	17 600	3 182	10 103
MOTOR CARRIER. . . . .	10 038	10 714	1 201	721	11 259	10 688	3 741	4 815	14 836	14 584	6 087	5 779
ICC. . . . .	9 745	8 699	1 170	632	10 652	8 365	3 689	4 660	14 271	12 891	6 007	5 677
NON-ICC. . . . .	293	2 015	32	89	607	2 323	52	154	565	1 693	80	102
PRIVATE TRUCK. . . . .	5 918	19 583	1 278	2 679	7 049	1 766	4 243	13 805	29 971	6 273	15 823	
AIR. . . . .	518	21	145	12	298	11	56	2	368	11	132	8
WATER. . . . .	774	8 681	(Z)	(Z)	95	1 335	544	3 684	62	544	178	2 360
PIPELINE. . . . .	87	1 227	(Z)	(Z)	52	514	61	7 192	149	1 308	6	55
PARCEL DELIVERY. . . . .	590	29	187	11	759	54	245	18	865	61	407	22
OTHER AND UNKNOWN. . . . .	994	363	185	88	611	1 221	26	7	289	115	284	43
NEW ENGLAND												
MAINE. . . . .	57	132	(Z)	(Z)	139	197	9	12	111	91	26	20
RAIL . . . . .	32	103	(Z)	(Z)	16	36	3	7	10	17	14	18
MOTOR CARRIER. . . . .	23	25	(Z)	(Z)	120	156	5	6	72	70	8	2
ICC. . . . .	23	25	(Z)	(Z)	120	156	5	6	72	70	8	2
NON-ICC. . . . .	-	-	(Z)	(Z)	-	-	-	-	-	-	-	-
PRIVATE TRUCK. . . . .	1	3	(Z)	(Z)	2	5	-	-	27	4	-	-
AIR. . . . .	(Z)	(Z)	(Z)	(Z)	(Z)	(Z)	(Z)	(Z)	(Z)	(Z)	(Z)	(Z)
WATER. . . . .	-	-	(Z)	(Z)	-	-	-	-	-	-	-	-
PARCEL DELIVERY. . . . .	(Z)	(Z)	(Z)	(Z)	2	(Z)	2	(Z)	2	(Z)	5	(Z)
OTHER AND UNKNOWN. . . . .	(Z)	(Z)	(Z)	(Z)	-	-	-	-	-	-	-	-
NEW HAMPSHIRE. . . . .	38	7	118	87	58	6	11	7	46	12	98	14
RAIL . . . . .	-	-	-	-	2	3	-	4	3	4	-	-
MOTOR CARRIER. . . . .	29	5	14	5	38	2	2	(Z)	32	8	93	14
ICC. . . . .	29	5	12	5	38	2	2	(Z)	32	8	93	14
NON-ICC. . . . .	-	-	2	(Z)	-	-	-	-	-	-	-	-
PRIVATE TRUCK. . . . .	4	2	(Z)	1	6	1	6	2	3	1	-	-
AIR. . . . .	1	(Z)	1	(Z)	1	(Z)	-	-	(Z)	(Z)	-	-
WATER. . . . .	-	-	(Z)	(Z)	-	-	-	-	-	-	-	-
PARCEL DELIVERY. . . . .	5	1	(Z)	(Z)	10	(Z)	1	(Z)	6	(Z)	5	(Z)
OTHER AND UNKNOWN. . . . .	-	-	103	81	1	(Z)	-	-	1	(Z)	-	-
VERMONT. . . . .	13	14	(Z)	(Z)	7	7	1	14	(Z)	21	8	5
RAIL . . . . .	-	-	(Z)	(Z)	2	3	-	-	-	1	1	3
MOTOR CARRIER. . . . .	6	7	-	-	2	2	1	(Z)	8	2	1	(Z)
ICC. . . . .	6	7	-	-	2	2	1	(Z)	8	2	1	(Z)
NON-ICC. . . . .	-	-	-	-	-	-	-	-	-	-	-	-
PRIVATE TRUCK. . . . .	6	7	-	-	1	1	-	-	5	5	-	-
AIR. . . . .	(Z)	(Z)	-	-	(Z)	(Z)	-	-	3	(Z)	1	(Z)
WATER. . . . .	-	-	(Z)	(Z)	-	-	-	-	-	-	-	-
PARCEL DELIVERY. . . . .	(Z)	(Z)	(Z)	(Z)	1	(Z)	(Z)	(Z)	4	(Z)	1	(Z)
OTHER AND UNKNOWN. . . . .	1	(Z)	-	-	-	-	-	-	-	-	-	-
MASSACHUSETTS. . . . .	409	172	64	7	361	127	47	5	594	156	251	99
RAIL . . . . .	33	9	-	-	4	1	-	-	23	39	1	2
MOTOR CARRIER. . . . .	307	159	23	7	267	117	29	5	274	75	165	62
ICC. . . . .	306	159	23	7	258	113	29	5	268	71	158	58
NON-ICC. . . . .	1	1	-	-	9	5	-	-	6	3	7	4
PRIVATE TRUCK. . . . .	18	3	(Z)	(Z)	34	8	6	(Z)	199	37	59	34
AIR. . . . .	24	(Z)	35	(Z)	13	(Z)	(Z)	(Z)	9	(Z)	4	(Z)
WATER. . . . .	(Z)	(Z)	-	-	-	-	-	-	(Z)	(Z)	-	-
PARCEL DELIVERY. . . . .	28	1	6	(Z)	43	1	12	1	88	5	22	1
OTHER AND UNKNOWN. . . . .	-	-	-	-	1	(Z)	-	-	(Z)	(Z)	1	(Z)
RHOODE ISLAND. . . . .	44	9	10	3	64	20	9	2	151	176	44	8
RAIL . . . . .	-	-	-	-	-	-	-	-	43	169	-	-
MOTOR CARRIER. . . . .	33	8	7	3	38	7	6	2	74	6	27	8
ICC. . . . .	32	8	7	3	38	7	6	2	74	6	26	8
NON-ICC. . . . .	1	(Z)	(Z)	(Z)	(Z)	(Z)	(Z)	(Z)	-	-	(Z)	(Z)
PRIVATE TRUCK. . . . .	1	(Z)	(Z)	(Z)	11	13	(Z)	(Z)	1	(Z)	(Z)	(Z)
AIR. . . . .	1	(Z)	(Z)	(Z)	3	(Z)	(Z)	(Z)	9	(Z)	(Z)	(Z)
WATER. . . . .	-	-	-	-	-	-	-	-	-	-	-	-
PIPELINE. . . . .	-	-	-	-	-	-	-	-	-	-	-	-
PARCEL DELIVERY. . . . .	9	(Z)	3	(Z)	9	(Z)	3	1	21	1	17	1
OTHER AND UNKNOWN. . . . .	1	(Z)	-	-	3	(Z)	(Z)	(Z)	3	(Z)	(Z)	(Z)
CONNECTICUT. . . . .	261	67	23	2	667	123	29	15	241	50	138	38
RAIL . . . . .	2	2	-	-	4	1	-	-	1	(Z)	-	-
MOTOR CARRIER. . . . .	234	63	21	2	614	118	24	15	176	39	111	33
ICC. . . . .	233	62	21	2	613	117	24	15	174	38	111	33
NON-ICC. . . . .	1	1	-	-	1	1	-	-	2	1	(Z)	(Z)
PRIVATE TRUCK. . . . .	7	2	1	(Z)	6	3	(Z)	(Z)	31	9	11	5
AIR. . . . .	4	(Z)	(Z)	(Z)	6	(Z)	(Z)	(Z)	7	(Z)	3	(Z)
WATER. . . . .	-	-	-	-	(Z)	(Z)	-	-	-	-	-	-
PARCEL DELIVERY. . . . .	14	(Z)	1	(Z)	37	1	2	(Z)	26	1	12	(Z)
OTHER AND UNKNOWN. . . . .	(Z)	(Z)	-	-	-	-	2	(Z)	1	(Z)	-	-
MIDDLE ATLANTIC												
NEW YORK . . . . .	2 546	1 484	233	161	1 515	1 055	312	164	1 207	598	312	114
RAIL . . . . .	288	421	5	8	78	263	38	37	71	214	29	16
MOTOR CARRIER. . . . .	735	629	112	47	1 170	490	243	121	866	273	205	62
ICC. . . . .	734	573	112	47	1 116	477	243	121	854	242	205	62
NON-ICC. . . . .	2	56	-	-	54	14	-	-	12	31	-	-
PRIVATE TRUCK. . . . .	1 374	425	31	99	102	296	10	4	113	102	5	33
AIR. . . . .	31	3	3	(Z)	21	1	1	(Z)	61	1	7	(Z)
WATER. . . . .	-	-	-	-	-	-	-	-	-	-	-	-
PIPELINE. . . . .	-	-	-	-	-	-	-	-	-	-	-	-
PARCEL DELIVERY. . . . .	95	6	52	2	109	5	19	2	64	6	61	2
OTHER AND UNKNOWN. . . . .	23	(Z)	31	4	35	(Z)	1	(Z)	32	1	4	(Z)
NEW JERSEY . . . . .	1 345	1 634	133	65	1 086	570	329	254	1 218	694	510	155
RAIL . . . . .	56	281	4	7	91	37	20	22	170	103	90	44
MOTOR CARRIER. . . . .	968	1 037	106	54	846	484	238	184	796	378	201	80



TABLE 1. SHIPMENTS BY MANUFACTURING ESTABLISHMENTS--ORIGIN AND MEANS OF TRANSPORT BY DESTINATION: 1977--CON.

VALUE (MILLION DOLLARS) AND TONS (THOUSANDS) OF SHIPMENTS BY DESTINATION--CON.

ORIGIN AND MEANS OF TRANSPORT	SOUTH ATLANTIC--CON.						EAST SOUTH CENTRAL					
	GEORGIA		FLORIDA		TOTAL		KENTUCKY		TENNESSEE		ALABAMA	
	VALUE	TONS	VALUE	TONS	VALUE	TONS	VALUE	TONS	VALUE	TONS	VALUE	TONS
UNITED STATES . . . . .	34 591	75 443	36 155	116 433	77 605	197 947	21 354	46 337	28 678	60 092	18 338	61 566
RAIL . . . . .	7 938	15 442	8 137	25 412	16 366	49 642	4 087	13 553	6 259	16 710	3 955	12 958
MOTOR CARRIER . . . . .	14 513	17 103	12 681	21 973	31 116	42 456	8 478	8 077	11 478	11 259	7 665	12 140
ICC . . . . .	13 901	13 350	11 897	18 306	30 157	40 945	7 999	7 737	11 290	10 934	7 442	11 448
NON-ICC . . . . .	611	3 753	784	3 667	959	1 511	479	340	188	326	223	693
PRIVATE TRUCK . . . . .	10 056	40 308	8 130	35 895	21 406	63 243	5 313	12 200	8 414	24 000	4 997	16 784
AIR . . . . .	605	29	1 884	56	691	71	161	12	273	11	172	46
WATER . . . . .	182	1 356	3 365	30 242	2 431	31 706	555	4 094	913	7 379	511	18 008
PIPELINE . . . . .	76	736	218	2 591	619	9 673	456	7 722	69	563	94	1 388
PARCEL DELIVERY . . . . .	794	51	1 154	71	2 204	148	470	29	717	41	645	39
OTHER AND UNKNOWN . . . . .	427	418	586	194	2 772	1 009	1 833	650	555	129	299	202
NEW ENGLAND												
MAINE . . . . .	47	59	55	39	75	110	10	9	48	76	14	22
RAIL . . . . .	19	45	8	18	38	92	3	7	23	63	10	20
MOTOR CARRIER . . . . .	18	8	26	19	29	14	2	1	23	9	3	2
ICC . . . . .	18	8	26	19	29	14	2	1	23	9	3	2
NON-ICC . . . . .	-	-	-	-	-	-	-	-	-	-	-	-
PRIVATE TRUCK . . . . .	8	4	1	2	(Z)	3	-	-	(Z)	3	-	-
AIR . . . . .	(Z)	(Z)	19	(Z)	(Z)	(Z)	-	-	-	-	(Z)	(Z)
WATER . . . . .	-	-	-	-	-	-	-	-	-	-	-	-
PARCEL DELIVERY . . . . .	2	(Z)	-	(Z)	4	(Z)	1	(Z)	2	(Z)	(Z)	(Z)
OTHER AND UNKNOWN . . . . .	-	-	-	-	4	1	4	1	-	-	-	-
NEW HAMPSHIRE . . . . .	54	11	50	7	93	41	14	1	55	38	14	1
RAIL . . . . .	3	4	(Z)	(Z)	16	32	-	(Z)	15	31	-	-
MOTOR CARRIER . . . . .	29	6	18	4	52	7	8	(Z)	26	5	9	1
ICC . . . . .	29	6	18	4	52	7	8	(Z)	26	5	9	1
NON-ICC . . . . .	-	-	-	-	-	-	-	-	-	-	-	-
PRIVATE TRUCK . . . . .	1	(Z)	-	-	1	1	-	-	1	1	-	-
AIR . . . . .	2	(Z)	1	(Z)	1	(Z)	-	-	(Z)	(Z)	(Z)	(Z)
WATER . . . . .	-	-	-	-	-	-	-	-	-	-	-	-
PARCEL DELIVERY . . . . .	19	1	19	(Z)	16	(Z)	5	(Z)	6	(Z)	5	(Z)
OTHER AND UNKNOWN . . . . .	-	-	11	3	8	(Z)	-	-	8	(Z)	(Z)	(Z)
VERMONT . . . . .	6	4	3	1	24	24	12	13	9	9	2	1
RAIL . . . . .	2	3	-	-	9	13	9	12	-	-	(Z)	(Z)
MOTOR CARRIER . . . . .	4	1	1	1	6	2	2	1	1	(Z)	2	1
ICC . . . . .	4	1	1	1	6	2	2	1	1	(Z)	2	1
NON-ICC . . . . .	-	-	-	-	-	-	-	-	-	-	-	-
PRIVATE TRUCK . . . . .	-	-	-	-	7	8	-	-	7	8	-	-
AIR . . . . .	(Z)	(Z)	1	(Z)	1	(Z)	(Z)	(Z)	(Z)	(Z)	(Z)	(Z)
WATER . . . . .	-	-	-	-	-	-	-	-	-	-	-	-
PARCEL DELIVERY . . . . .	(Z)	(Z)	2	(Z)	2	(Z)	1	(Z)	1	(Z)	1	(Z)
OTHER AND UNKNOWN . . . . .	-	-	-	-	-	-	-	-	-	-	-	-
MASSACHUSETTS . . . . .	347	146	753	248	820	220	155	57	397	114	211	33
RAIL . . . . .	21	8	250	136	52	11	(Z)	(Z)	48	9	4	2
MOTOR CARRIER . . . . .	244	94	302	86	565	185	125	55	266	88	148	29
ICC . . . . .	240	92	295	82	544	174	119	51	258	83	141	27
NON-ICC . . . . .	3	1	7	4	21	11	6	4	8	4	7	3
PRIVATE TRUCK . . . . .	24	43	19	22	49	18	1	(Z)	31	15	13	(Z)
AIR . . . . .	23	(Z)	118	1	29	2	10	1	9	1	6	(Z)
WATER . . . . .	-	-	(Z)	(Z)	3	(Z)	-	-	-	-	-	-
PARCEL DELIVERY . . . . .	35	1	59	2	121	4	19	1	42	1	41	2
OTHER AND UNKNOWN . . . . .	(Z)	(Z)	5	1	(Z)	(Z)	-	-	(Z)	(Z)	-	-
RHODE ISLAND . . . . .	53	10	150	29	251	51	15	4	121	26	76	15
RAIL . . . . .	-	-	6	2	16	10	-	-	-	-	15	8
MOTOR CARRIER . . . . .	26	6	94	22	148	27	9	3	85	18	19	2
ICC . . . . .	26	6	93	22	148	27	9	3	85	18	19	2
NON-ICC . . . . .	-	-	1	(Z)	(Z)	(Z)	-	-	(Z)	(Z)	-	-
PRIVATE TRUCK . . . . .	7	2	(Z)	(Z)	34	5	1	(Z)	1	(Z)	32	4
AIR . . . . .	5	(Z)	9	(Z)	4	(Z)	1	(Z)	1	(Z)	2	(Z)
WATER . . . . .	-	-	8	4	-	-	-	-	-	-	-	-
PIPELINE . . . . .	3	1	-	-	-	-	-	-	-	-	-	-
PARCEL DELIVERY . . . . .	12	(Z)	25	1	40	3	4	(Z)	27	2	8	(Z)
OTHER AND UNKNOWN . . . . .	1	(Z)	8	(Z)	8	6	1	(Z)	7	6	(Z)	(Z)
CONNECTICUT . . . . .	230	61	357	120	437	87	94	27	232	40	64	10
RAIL . . . . .	13	10	7	3	(Z)	(Z)	-	-	-	-	(Z)	(Z)
MOTOR CARRIER . . . . .	186	49	228	54	318	65	77	26	146	21	56	9
ICC . . . . .	180	44	228	54	310	60	76	25	143	20	56	9
NON-ICC . . . . .	6	5	-	-	8	5	1	1	3	(Z)	-	-
PRIVATE TRUCK . . . . .	1	(Z)	46	61	58	20	4	1	54	19	1	1
AIR . . . . .	13	(Z)	37	1	16	(Z)	2	(Z)	11	(Z)	(Z)	(Z)
WATER . . . . .	-	-	1	(Z)	-	-	-	-	-	-	-	-
PARCEL DELIVERY . . . . .	16	(Z)	35	1	43	2	11	(Z)	20	1	6	(Z)
OTHER AND UNKNOWN . . . . .	1	(Z)	4	(Z)	2	(Z)	(Z)	(Z)	2	(Z)	-	-
MIDDLE ATLANTIC												
NEW YORK . . . . .	821	854	1 614	1 040	2 044	926	571	241	704	382	537	225
RAIL . . . . .	322	212	154	109	310	347	64	73	118	153	120	92
MOTOR CARRIER . . . . .	1 185	366	981	720	1 126	452	297	128	373	174	295	110
ICC . . . . .	1 170	366	978	719	1 113	444	293	128	371	173	288	105
NON-ICC . . . . .	15	(Z)	2	(Z)	12	8	4	1	2	2	7	5
PRIVATE TRUCK . . . . .	57	260	123	187	221	109	95	34	78	47	39	19
AIR . . . . .	76	6	139	2	28	1	11	(Z)	12	(Z)	3	(Z)
WATER . . . . .	-	-	3	7	-	-	-	-	-	-	-	-
PIPELINE . . . . .	-	-	-	-	-	-	-	-	-	-	-	-
PARCEL DELIVERY . . . . .	96	7	139	9	312	14	78	3	109	7	75	2
OTHER AND UNKNOWN . . . . .	85	4	75	6	48	3	27	2	15	1	5	1
NEW JERSEY . . . . .	993	549	1 387	468	1 657	654	349	231	586	170	494	182
RAIL . . . . .	193	308	441	119	429	159	52	53	146	42	173	49
MOTOR CARRIER . . . . .	691	215	580	260	998	410	238	155	356	102	271	105

TABLE 1. SHIPMENTS BY MANUFACTURING ESTABLISHMENTS--ORIGIN AND MEANS OF TRANSPORT BY DESTINATION: 1977--CON.

VALUE (MILLION DOLLARS) AND TONS (THOUSANDS) OF SHIPMENTS BY DESTINATION--CON.

ORIGIN AND MEANS OF TRANSPORT	EAST SOUTH CENTRAL--CON.				WEST SOUTH CENTRAL							
	MISSISSIPPI		TOTAL		ARKANSAS		LOUISIANA		OKLAHOMA		TEXAS	
	VALUE	TONS	VALUE	TONS	VALUE	TONS	VALUE	TONS	VALUE	TONS	VALUE	TONS
UNITED STATES . . . . .	9 235	29 953	150 556	578 934	10 470	30 159	29 600	184 431	14 117	48 597	96 368	315 747
RAIL . . . . .	2 065	6 421	32 668	80 608	1 963	7 370	6 123	24 511	3 036	5 967	21 546	42 761
MOTOR CARRIER . . . . .	3 495	10 979	51 959	66 881	4 058	5 293	9 494	15 701	5 547	7 286	32 859	38 600
ICC . . . . .	3 427	10 827	49 408	59 499	3 993	5 133	9 126	13 968	5 463	7 118	30 825	33 282
NON-ICC . . . . .	68	152	2 551	7 381	65	160	368	1 733	84	169	2 034	5 319
PRIVATE TRUCK . . . . .	2 682	10 259	27 929	175 369	3 620	14 141	4 052	58 010	2 739	19 945	17 518	83 272
AIR . . . . .	84	2	3 218	143	51	4	539	41	421	7	2 206	91
WATER . . . . .	451	2 225	10 153	83 205	50	524	4 432	45 609	17	205	5 654	36 867
PIPELINE . . . . .	-	-	18 662	169 864	278	2 712	3 846	39 877	1 487	15 112	13 052	112 163
PARCEL DELIVERY . . . . .	372	39	3 569	220	331	17	594	43	606	19	2 039	140
OTHER AND UNKNOWN . . . . .	85	28	2 398	2 645	120	98	519	640	265	55	1 494	1 852
NEW ENGLAND												
MAINE . . . . .	2	3	80	73	21	6	10	5	12	12	37	50
RAIL . . . . .	1	1	18	48	2	3	(Z)	1	3	7	13	37
MOTOR CARRIER . . . . .	1	2	49	21	19	3	7	4	3	1	21	13
ICC . . . . .	1	2	49	21	19	3	7	4	3	1	21	13
NON-ICC . . . . .	-	-	(Z)	(Z)	(Z)	(Z)	-	-	-	-	-	-
PRIVATE TRUCK . . . . .	-	-	5	4	-	-	-	-	5	4	-	-
AIR . . . . .	-	-	4	(Z)	-	-	3	(Z)	-	-	(Z)	(Z)
WATER . . . . .	-	-	-	-	-	-	-	-	-	-	-	-
PARCEL DELIVERY . . . . .	(Z)	(Z)	4	(Z)	1	(Z)	(Z)	(Z)	1	(Z)	2	(Z)
OTHER AND UNKNOWN . . . . .	-	-	(Z)	(Z)	-	-	-	-	-	-	(Z)	(Z)
NEW HAMPSHIRE . . . . .	10	1	132	27	30	3	14	2	10	2	79	20
RAIL . . . . .	-	-	15	11	2	2	-	-	(Z)	(Z)	13	9
MOTOR CARRIER . . . . .	10	1	56	9	12	1	10	1	1	1	32	7
ICC . . . . .	10	1	55	9	12	1	10	1	2	1	31	6
NON-ICC . . . . .	-	-	1	(Z)	-	-	-	-	-	-	1	(Z)
PRIVATE TRUCK . . . . .	-	-	6	2	(Z)	(Z)	3	1	1	(Z)	2	1
AIR . . . . .	-	-	10	(Z)	3	(Z)	(Z)	(Z)	(Z)	(Z)	7	(Z)
WATER . . . . .	-	-	(Z)	(Z)	-	-	-	-	-	-	(Z)	(Z)
PARCEL DELIVERY . . . . .	1	(Z)	30	1	12	(Z)	1	(Z)	2	(Z)	14	1
OTHER AND UNKNOWN . . . . .	-	-	15	5	-	-	-	-	5	1	11	3
VERMONT . . . . .	1	1	40	22	4	4	3	3	9	2	24	12
RAIL . . . . .	(Z)	(Z)	5	6	1	2	1	2	-	-	2	2
MOTOR CARRIER . . . . .	(Z)	(Z)	25	16	3	3	(Z)	(Z)	9	2	13	10
ICC . . . . .	(Z)	(Z)	25	16	3	3	(Z)	(Z)	9	2	13	10
NON-ICC . . . . .	-	-	-	-	-	-	-	-	-	-	-	-
PRIVATE TRUCK . . . . .	-	-	-	-	-	-	-	-	-	-	-	-
AIR . . . . .	-	-	6	(Z)	-	-	-	-	-	-	6	(Z)
WATER . . . . .	-	-	-	-	-	-	-	-	-	-	-	-
PARCEL DELIVERY . . . . .	(Z)	(Z)	4	(Z)	-	-	(Z)	(Z)	(Z)	(Z)	3	(Z)
OTHER AND UNKNOWN . . . . .	-	-	-	-	-	-	-	-	-	-	-	-
MASSACHUSETTS . . . . .	57	16	1 871	519	98	19	297	50	199	113	1 277	337
RAIL . . . . .	-	-	55	29	-	-	34	12	6	(Z)	14	16
MOTOR CARRIER . . . . .	26	13	1 118	368	80	18	121	35	123	90	794	225
ICC . . . . .	26	13	1 110	364	80	18	121	35	120	89	790	223
NON-ICC . . . . .	-	-	8	3	(Z)	(Z)	-	-	3	1	4	2
PRIVATE TRUCK . . . . .	4	2	160	107	(Z)	(Z)	9	2	28	21	124	84
AIR . . . . .	4	(Z)	221	4	6	(Z)	8	(Z)	5	(Z)	202	3
WATER . . . . .	3	(Z)	3	1	-	-	-	-	-	-	3	1
PARCEL DELIVERY . . . . .	20	(Z)	282	9	8	(Z)	124	1	38	1	113	7
OTHER AND UNKNOWN . . . . .	-	-	32	1	4	(Z)	1	(Z)	-	-	26	1
RHODE ISLAND . . . . .	40	6	236	50	14	3	22	7	22	3	178	36
RAIL . . . . .	2	2	3	(Z)	-	-	3	-	-	-	3	(Z)
MOTOR CARRIER . . . . .	35	8	118	36	10	3	18	7	9	3	80	23
ICC . . . . .	35	8	118	36	10	3	18	7	9	3	80	23
NON-ICC . . . . .	-	-	(Z)	(Z)	(Z)	(Z)	(Z)	(Z)	-	-	(Z)	(Z)
PRIVATE TRUCK . . . . .	(Z)	(Z)	2	1	-	-	(Z)	(Z)	(Z)	(Z)	2	1
AIR . . . . .	1	(Z)	15	(Z)	-	-	2	(Z)	1	(Z)	13	(Z)
WATER . . . . .	-	-	-	-	-	-	-	-	-	-	-	-
PIPELINE . . . . .	-	-	-	-	-	-	-	-	-	-	-	-
PARCEL DELIVERY . . . . .	1	(Z)	66	1	4	(Z)	2	(Z)	12	(Z)	49	1
OTHER AND UNKNOWN . . . . .	-	-	33	12	-	-	-	-	(Z)	(Z)	32	12
CONNECTICUT . . . . .	46	10	1 222	198	479	57	115	17	133	19	494	104
RAIL . . . . .	-	-	18	6	-	-	-	-	-	-	18	6
MOTOR CARRIER . . . . .	39	10	847	159	314	54	105	17	94	19	334	70
ICC . . . . .	35	6	835	151	314	54	103	15	86	13	332	69
NON-ICC . . . . .	4	4	12	9	-	-	2	1	8	6	2	1
PRIVATE TRUCK . . . . .	(Z)	(Z)	172	7	157	3	1	(Z)	1	(Z)	14	4
AIR . . . . .	2	(Z)	73	2	(Z)	(Z)	3	(Z)	29	1	40	1
WATER . . . . .	-	-	22	19	-	-	-	-	-	-	22	19
PARCEL DELIVERY . . . . .	5	(Z)	69	2	9	(Z)	7	(Z)	9	(Z)	44	1
OTHER AND UNKNOWN . . . . .	-	-	21	2	-	-	(Z)	(Z)	-	-	21	2
MIDDLE ATLANTIC												
NEW YORK . . . . .	231	78	5 499	2 460	195	44	534	1 446	322	50	4 447	920
RAIL . . . . .	8	29	2 318	278	(Z)	(Z)	44	13	10	6	2 263	259
MOTOR CARRIER . . . . .	161	39	2 347	757	142	35	365	93	164	32	1 675	597
ICC . . . . .	161	39	2 337	753	142	35	365	93	164	32	1 666	593
NON-ICC . . . . .	(Z)	(Z)	9	4	-	-	(Z)	(Z)	-	-	9	4
PRIVATE TRUCK . . . . .	10	9	142	1 365	17	8	26	1 334	55	10	43	12
AIR . . . . .	2	(Z)	133	4	2	(Z)	18	1	16	(Z)	97	3
WATER . . . . .	-	-	3	2	-	-	-	-	-	-	3	2
PIPELINE . . . . .	-	-	-	-	-	-	-	-	-	-	-	-
PARCEL DELIVERY . . . . .	50	2	430	48	29	1	69	5	59	1	273	41
OTHER AND UNKNOWN . . . . .	1	(Z)	126	7	4	(Z)	11	(Z)	18	(Z)	93	6
NEW JERSEY . . . . .	227	71	2 566	1 127	153	56	373	139	192	33	1 848	898
RAIL . . . . .	58	14	490	211	28	19	209	97	47	10	205	84
MOTOR CARRIER . . . . .	133	48	1 141	378	64	32	114	39	100	21	862	286

TABLE 1. SHIPMENTS BY MANUFACTURING ESTABLISHMENTS--ORIGIN AND MEANS OF TRANSPORT BY DESTINATION: 1977--CON.

VALUE (MILLION DOLLARS) AND TONS (THOUSANDS) OF SHIPMENTS BY DESTINATION--CON.

ORIGIN AND MEANS OF TRANSPORT	MOUNTAIN											
	TOTAL		MONTANA		IOAHO		WYOMING		COLORAHO		NEW MEXICO	
	VALUE	TONS	VALUE	TONS	VALUE	TONS	VALUE	TONS	VALUE	TONS	VALUE	TONS
UNITEO STATES. . . . .	46 047	135 784	5 670	27 920	2 721	13 719	2 155	8 807	12 384	30 749	4 760	15 930
RAIL . . . . .	9 842	18 736	1 449	3 256	640	1 929	598	1 003	2 644	4 200	612	969
MOTOR CARRIER. . . . .	19 613	23 744	2 196	2 944	1 140	1 533	881	1 699	5 539	7 297	2 348	1 836
ICC. . . . .	19 079	20 931	2 178	2 911	1 102	1 374	865	1 692	5 395	5 916	2 311	1 836
NON-ICC. . . . .	534	2 814	17	33	37	159	16	7	144	1 381	37	39
PRIVATE TRUCK. . . . .	11 252	74 843	1 020	11 348	785	10 245	432	5 276	2 841	15 395	1 287	12 245
AIR. . . . .	1 302	68	94	11	27	2	35	1	353	21	149	4
WATER. . . . .	-	-	-	-	-	-	-	-	-	-	-	-
PIPELINE . . . . .	1 546	16 259	668	8 538	-	-	92	817	453	3 786	91	810
PARCEL DELIVERY. . . . .	1 768	103	132	8	102	7	56	4	470	30	227	17
OTHER AND UNKNOWN. . . . .	725	2 030	112	1 816	27	4	61	8	84	20	46	10
NEW ENGLANO												
MAINE. . . . .	52	15	2	1	1	(Z)	3	2	10	2	1	(Z)
RAIL . . . . .	9	5	-	-	-	-	2	1	2	(Z)	(Z)	(Z)
MOTOR CARRIER. . . . .	37	9	1	1	1	(Z)	2	1	5	2	1	(Z)
ICC. . . . .	36	8	1	1	1	(Z)	2	1	5	2	1	(Z)
NON-ICC. . . . .	1	1	-	-	-	-	-	-	-	-	-	-
PRIVATE TRUCK. . . . .	1	-	-	-	-	-	-	-	-	-	-	-
AIR. . . . .	1	(Z)	-	-	-	-	-	-	(Z)	(Z)	-	-
WATER. . . . .	-	-	-	-	-	-	-	-	-	-	-	-
PARCEL DELIVERY. . . . .	5	(Z)	(Z)	(Z)	1	(Z)	-	-	2	(Z)	(Z)	(Z)
OTHER AND UNKNOWN. . . . .	-	-	-	-	-	-	-	-	-	-	-	-
NEW HAMPSHIRE. . . . .	49	4	(Z)	(Z)	3	1	2	(Z)	29	2	1	(Z)
RAIL . . . . .	2	(Z)	-	-	-	-	-	-	1	(Z)	-	-
MOTOR CARRIER. . . . .	15	3	-	-	2	1	2	(Z)	9	1	1	(Z)
ICC. . . . .	15	3	-	-	2	1	2	(Z)	9	1	1	(Z)
NON-ICC. . . . .	-	-	-	-	-	-	-	-	-	-	-	-
PRIVATE TRUCK. . . . .	-	-	-	-	-	-	-	-	-	-	-	-
AIR. . . . .	19	(Z)	-	-	-	-	-	-	18	(Z)	(Z)	(Z)
WATER. . . . .	-	-	-	-	-	-	-	-	-	-	-	-
PARCEL DELIVERY. . . . .	12	(Z)	(Z)	(Z)	1	(Z)	1	(Z)	2	(Z)	(Z)	(Z)
OTHER AND UNKNOWN. . . . .	1	(Z)	-	-	1	(Z)	-	-	-	-	-	-
VERMONT. . . . .	8	1	(Z)	(Z)	-	-	(Z)	(Z)	6	(Z)	(Z)	(Z)
RAIL . . . . .	1	1	-	-	-	-	-	-	-	-	(Z)	(Z)
MOTOR CARRIER. . . . .	5	(Z)	-	-	-	-	(Z)	(Z)	4	(Z)	-	-
ICC. . . . .	5	(Z)	-	-	-	-	(Z)	(Z)	4	(Z)	-	-
NON-ICC. . . . .	-	-	-	-	-	-	-	-	-	-	-	-
PRIVATE TRUCK. . . . .	-	-	-	-	-	-	-	-	-	-	-	-
AIR. . . . .	1	(Z)	-	-	-	-	-	-	1	(Z)	-	-
WATER. . . . .	-	-	-	-	-	-	-	-	-	-	-	-
PARCEL DELIVERY. . . . .	2	(Z)	(Z)	(Z)	-	-	-	-	1	(Z)	(Z)	(Z)
OTHER AND UNKNOWN. . . . .	-	-	-	-	-	-	-	-	-	-	-	-
MASSACHUSETTS. . . . .	468	58	29	1	8	(Z)	4	(Z)	107	21	68	14
RAIL . . . . .	30	13	-	-	-	-	-	-	24	13	(Z)	(Z)
MOTOR CARRIER. . . . .	240	29	19	1	2	(Z)	2	(Z)	58	6	36	3
ICC. . . . .	239	29	19	1	2	(Z)	2	(Z)	58	6	36	3
NON-ICC. . . . .	(Z)	(Z)	-	-	-	-	-	-	(Z)	(Z)	-	-
PRIVATE TRUCK. . . . .	13	10	-	-	-	-	-	-	(Z)	(Z)	12	10
AIR. . . . .	61	2	(Z)	(Z)	3	(Z)	(Z)	(Z)	16	(Z)	1	(Z)
WATER. . . . .	-	-	-	-	-	-	-	-	-	-	-	-
PARCEL DELIVERY. . . . .	77	3	3	(Z)	4	(Z)	2	(Z)	8	1	19	1
OTHER AND UNKNOWN. . . . .	47	1	6	(Z)	-	-	(Z)	(Z)	-	-	-	-
RHOOE ISLANO . . . . .	66	9	5	1	2	(Z)	1	(Z)	18	3	13	2
RAIL . . . . .	-	-	-	-	-	-	-	-	-	-	-	-
MOTOR CARRIER. . . . .	37	8	5	1	1	(Z)	1	(Z)	8	2	9	1
ICC. . . . .	37	8	5	1	1	(Z)	1	(Z)	7	2	9	1
NON-ICC. . . . .	1	(Z)	(Z)	(Z)	-	-	(Z)	(Z)	(Z)	(Z)	(Z)	(Z)
PRIVATE TRUCK. . . . .	(Z)	(Z)	(Z)	(Z)	-	-	-	-	-	-	(Z)	(Z)
AIR. . . . .	7	(Z)	(Z)	(Z)	(Z)	(Z)	-	-	2	(Z)	-	-
WATER. . . . .	-	-	-	-	-	-	-	-	-	-	-	-
PIPELINE . . . . .	-	-	-	-	-	-	-	-	-	-	-	-
PARCEL DELIVERY. . . . .	20	1	(Z)	(Z)	(Z)	(Z)	(Z)	(Z)	7	1	4	(Z)
OTHER AND UNKNOWN. . . . .	3	(Z)	(Z)	(Z)	-	-	-	-	1	(Z)	(Z)	(Z)
CONNECTICUT. . . . .	248	22	24	1	13	3	15	1	77	9	24	1
RAIL . . . . .	(Z)	(Z)	-	-	(Z)	(Z)	-	-	-	-	-	-
MOTOR CARRIER. . . . .	174	20	24	1	11	3	14	1	57	8	16	1
ICC. . . . .	174	20	24	1	11	3	14	1	57	8	16	1
NON-ICC. . . . .	(Z)	(Z)	-	-	-	-	-	-	-	-	-	-
PRIVATE TRUCK. . . . .	11	1	-	-	-	-	-	-	6	(Z)	-	-
AIR. . . . .	19	1	(Z)	(Z)	1	(Z)	-	-	8	(Z)	4	(Z)
WATER. . . . .	-	-	-	-	-	-	-	-	-	-	-	-
PARCEL DELIVERY. . . . .	44	1	(Z)	(Z)	2	(Z)	(Z)	(Z)	6	(Z)	4	(Z)
OTHER AND UNKNOWN. . . . .	1	(Z)	-	-	-	-	-	-	-	-	-	-
MIOOLE ATLANTIC												
NEW YORK . . . . .	1 391	327	66	16	63	14	51	7	444	92	39	3
RAIL . . . . .	149	73	1	2	9	8	35	5	13	17	(Z)	(Z)
MOTOR CARRIER. . . . .	726	180	39	13	27	5	12	2	300	68	24	3
ICC. . . . .	723	175	39	13	27	5	12	2	298	64	24	3
NON-ICC. . . . .	2	5	-	-	-	-	-	-	2	5	-	-
PRIVATE TRUCK. . . . .	151	56	9	2	-	-	(Z)	(Z)	3	1	-	-
AIR. . . . .	123	5	(Z)	(Z)	6	(Z)	(Z)	(Z)	21	1	4	(Z)
WATER. . . . .	-	-	-	-	-	-	-	-	-	-	-	-
PIPELINE . . . . .	-	-	-	-	-	-	-	-	-	-	-	-
PARCEL DELIVERY. . . . .	183	11	7	(Z)	10	2	3	(Z)	99	6	9	1
OTHER AND UNKNOWN. . . . .	60	2	10	(Z)	11	(Z)	-	-	8	(Z)	1	(Z)
NEW JERSEY . . . . .	645	115	16	3	28	5	25	3	154	51	47	2
RAIL . . . . .	23	11	(Z)	(Z)	1	1	-	-	14	7	(Z)	(Z)
MOTOR CARRIER. . . . .	345	87	8	2	23	3	24	3	105	41	18	1



TABLE 1. SHIPMENTS BY MANUFACTURING ESTABLISHMENTS--ORIGIN AND MEANS OF TRANSPORT BY DESTINATION: 1977--CON.

VALUE (MILLION DOLLARS) AND TONS (THOUSANDS) OF SHIPMENTS BY DESTINATION--CON.

ORIGIN AND MEANS OF TRANSPORT	MOUNTAIN--CON.						PACIFIC			
	ARIZONA		UTAH		NEVADA		TOTAL		WASHINGTON	
	VALUE	TONS	VALUE	TONS	VALUE	TONS	VALUE	TONS	VALUE	TONS
UNITED STATES . . . . .	8 700	24 450	7 506	15 233	2 151	3 975	164 344	472 649	22 158	89 748
RAIL . . . . .	1 678	4 001	1 858	2 450	363	929	28 430	64 837	4 712	22 803
MOTOR CARRIER . . . . .	3 329	4 657	2 984	2 522	1 197	1 217	61 009	99 001	8 261	13 142
ICC . . . . .	3 174	3 633	2 942	2 487	1 111	1 082	54 355	63 876	7 954	8 729
NON-ICC . . . . .	155	1 024	42	35	86	135	6 654	35 125	307	4 412
PRIVATE TRUCK . . . . .	2 563	14 980	2 039	9 685	285	669	41 738	170 125	5 003	31 594
AIR . . . . .	425	19	174	8	45	2	7 695	296	990	25
WATER . . . . .	-	-	-	-	-	-	6 502	44 008	1 928	15 499
PIPELINE . . . . .	61	617	58	547	122	1 145	9 122	85 520	169	1 370
PARCEL DELIVERY . . . . .	394	18	292	10	94	8	6 142	293	727	37
OTHER AND UNKNOWN . . . . .	249	157	101	10	45	5	3 706	8 569	368	5 278
NEW ENGLAND										
MAINE . . . . .	6	2	11	5	18	2	161	71	44	19
RAIL . . . . .	-	-	6	4	-	-	30	36	1	1
MOTOR CARRIER . . . . .	6	2	3	1	18	2	86	32	40	16
ICC . . . . .	6	2	2	1	18	2	84	31	40	16
NON-ICC . . . . .	-	-	1	1	-	-	2	(Z)	-	-
PRIVATE TRUCK . . . . .	-	-	-	-	-	-	19	3	1	1
AIR . . . . .	(Z)	(Z)	(Z)	(Z)	-	-	22	(Z)	-	-
WATER . . . . .	-	-	-	-	-	-	-	-	-	-
PARCEL DELIVERY . . . . .	(Z)	(Z)	2	(Z)	(Z)	(Z)	4	(Z)	1	(Z)
OTHER AND UNKNOWN . . . . .	-	-	-	-	-	-	-	-	-	-
NEW HAMPSHIRE . . . . .	9	(Z)	4	(Z)	(Z)	(Z)	360	98	57	26
RAIL . . . . .	2	(Z)	-	(Z)	-	-	72	59	13	17
MOTOR CARRIER . . . . .	1	(Z)	1	(Z)	-	-	171	36	26	8
ICC . . . . .	1	(Z)	1	(Z)	-	-	171	36	26	8
NON-ICC . . . . .	-	-	-	-	-	-	-	-	-	-
PRIVATE TRUCK . . . . .	-	-	-	-	-	-	16	2	8	1
AIR . . . . .	(Z)	(Z)	(Z)	(Z)	-	-	48	(Z)	6	(Z)
WATER . . . . .	-	-	-	-	-	-	(Z)	(Z)	-	-
PARCEL DELIVERY . . . . .	7	(Z)	2	(Z)	(Z)	(Z)	52	1	4	(Z)
OTHER AND UNKNOWN . . . . .	-	-	-	-	-	-	(Z)	(Z)	-	-
VERMONT . . . . .	1	1	1	(Z)	(Z)	(Z)	58	17	3	(Z)
RAIL . . . . .	1	1	-	-	-	-	5	5	(Z)	(Z)
MOTOR CARRIER . . . . .	-	-	1	(Z)	-	-	30	12	1	(Z)
ICC . . . . .	-	-	1	(Z)	-	-	30	12	1	(Z)
NON-ICC . . . . .	-	-	-	-	-	-	-	-	-	-
PRIVATE TRUCK . . . . .	-	-	-	-	-	-	-	-	-	-
AIR . . . . .	-	-	-	-	-	-	13	(Z)	(Z)	(Z)
WATER . . . . .	-	-	-	-	-	-	-	-	-	-
PARCEL DELIVERY . . . . .	(Z)	(Z)	(Z)	(Z)	(Z)	(Z)	9	(Z)	1	(Z)
OTHER AND UNKNOWN . . . . .	-	-	-	-	-	-	-	-	-	-
MASSACHUSETTS . . . . .	117	14	112	5	23	3	1 886	367	333	30
RAIL . . . . .	2	(Z)	4	(Z)	-	-	101	50	8	3
MOTOR CARRIER . . . . .	55	12	53	4	14	2	808	262	106	17
ICC . . . . .	55	12	53	4	14	2	788	244	106	17
NON-ICC . . . . .	-	-	-	-	-	-	20	18	(Z)	(Z)
PRIVATE TRUCK . . . . .	1	(Z)	(Z)	(Z)	-	-	54	4	1	(Z)
AIR . . . . .	26	(Z)	9	(Z)	5	(Z)	462	8	77	1
WATER . . . . .	-	-	-	-	-	-	15	14	-	-
PARCEL DELIVERY . . . . .	33	1	4	(Z)	4	(Z)	389	20	141	8
OTHER AND UNKNOWN . . . . .	(Z)	(Z)	41	1	(Z)	(Z)	58	10	1	(Z)
RHODE ISLAND . . . . .	11	2	6	1	9	1	404	76	36	5
RAIL . . . . .	-	-	-	-	-	-	42	15	-	-
MOTOR CARRIER . . . . .	5	2	2	(Z)	7	1	178	41	28	5
ICC . . . . .	5	2	2	(Z)	7	1	177	41	28	5
NON-ICC . . . . .	(Z)	(Z)	(Z)	(Z)	-	-	1	(Z)	(Z)	(Z)
PRIVATE TRUCK . . . . .	-	-	(Z)	(Z)	-	-	19	1	(Z)	(Z)
AIR . . . . .	3	(Z)	1	(Z)	-	-	47	2	4	(Z)
WATER . . . . .	-	-	-	-	-	-	-	-	-	-
PIPELINE . . . . .	-	-	-	-	-	-	-	-	-	-
PARCEL DELIVERY . . . . .	3	(Z)	3	(Z)	2	(Z)	76	2	2	(Z)
OTHER AND UNKNOWN . . . . .	-	-	1	(Z)	-	-	41	15	1	(Z)
CONNECTICUT . . . . .	13	2	64	4	18	2	1 433	164	388	11
RAIL . . . . .	-	-	-	-	-	-	50	13	1	(Z)
MOTOR CARRIER . . . . .	7	1	30	4	14	2	614	109	56	8
ICC . . . . .	6	1	30	4	14	2	614	109	56	8
NON-ICC . . . . .	(Z)	(Z)	-	-	-	-	-	-	-	-
PRIVATE TRUCK . . . . .	1	(Z)	5	(Z)	-	-	27	9	2	(Z)
AIR . . . . .	1	(Z)	2	(Z)	3	(Z)	471	4	312	1
WATER . . . . .	-	-	-	-	-	-	30	17	-	-
PARCEL DELIVERY . . . . .	4	(Z)	27	(Z)	1	(Z)	175	3	14	(Z)
OTHER AND UNKNOWN . . . . .	1	(Z)	-	-	(Z)	(Z)	65	8	3	1
MIDDLE ATLANTIC										
NEW YORK . . . . .	244	57	374	115	110	21	4 849	1 041	509	48
RAIL . . . . .	32	22	29	10	30	9	717	384	136	14
MOTOR CARRIER . . . . .	127	27	145	52	51	11	2 319	571	128	27
ICC . . . . .	127	27	145	52	51	11	2 277	561	128	27
NON-ICC . . . . .	-	-	-	-	-	-	42	10	-	-
PRIVATE TRUCK . . . . .	23	6	114	48	1	(Z)	61	20	7	1
AIR . . . . .	27	(Z)	60	4	5	(Z)	697	19	87	1
WATER . . . . .	-	-	-	-	-	-	14	5	(Z)	(Z)
PIPELINE . . . . .	-	-	-	-	-	-	-	-	-	-
PARCEL DELIVERY . . . . .	27	1	19	1	8	1	875	32	126	4
OTHER AND UNKNOWN . . . . .	9	1	6	1	16	(Z)	165	10	25	1
NEW JERSEY . . . . .	227	23	110	22	38	7	2 345	1 669	214	76
RAIL . . . . .	(Z)	(Z)	8	3	-	-	156	367	12	15
MOTOR CARRIER . . . . .	47	12	99	19	23	6	1 554	405	155	34

TABLE 1. SHIPMENTS BY MANUFACTURING ESTABLISHMENTS--ORIGIN AND MEANS OF TRANSPORT BY DESTINATION: 1977--CON.

VALUE (MILLION DOLLARS) AND TONS (THOUSANDS) OF SHIPMENTS BY DESTINATION--CON.

ORIGIN AND MEANS OF TRANSPORT	PACIFIC--CON.										UNKNOWN	
	OREGON		CALIFORNIA		ALASKA		HAWAII		VALUE	TONS	VALUE	TONS
	VALUE	TONS	VALUE	TONS	VALUE	TONS	VALUE	TONS				
UNITED STATES. . . . .	13 778	70 637	124 812	328 946	1 082	16 948	2 513	13 248	52 801	102 053		
RAIL . . . . .	2 817	8 055	20 765	33 686	111	272	25	21	637	514		
MOTOR CARRIER. . . . .	4 536	9 756	47 783	75 563	206	48	223	492	3 838	5 306		
ICC. . . . .	4 268	7 697	41 722	46 961	206	48	205	441	3 823	5 184		
NON-ICC. . . . .	268	2 059	6 061	28 602	1	(Z)	18	51	15	122		
PRIVATE TRUCK. . . . .	4 364	38 951	31 833	128 399	258	15 502	280	2 559	3 269	5 990		
AIR. . . . .	193	10	6 249	222	109	13	154	25	81	5		
WATER. . . . .	655	6 820	2 745	16 441	158	637	1 016	4 610	32	93		
PIPELINE . . . . .	535	5 257	7 884	73 385	-	-	534	5 508	264	913		
PARCEL DELIVERY. . . . .	358	23	4 881	224	44	3	132	5	1 493	197		
OTHER AND UNKNOWN. . . . .	321	1 765	2 672	1 026	196	473	149	27	43 187	89 035		
NEW ENGLAND												
MAINE. . . . .	17	13	99	39	1	(Z)	(Z)	(Z)	116	202		
RAIL . . . . .	12	10	17	24	-	-	(Z)	(Z)	-	-		
MOTOR CARRIER. . . . .	5	2	40	13	1	(Z)	(Z)	(Z)	1	1		
ICC. . . . .	5	2	38	13	1	(Z)	(Z)	(Z)	1	1		
NON-ICC. . . . .	-	-	2	(Z)	-	-	-	-	-	-		
PRIVATE TRUCK. . . . .	-	-	17	1	-	-	-	-	-	-		
AIR. . . . .	-	-	22	(Z)	-	-	-	-	-	-		
WATER. . . . .	-	-	-	-	-	-	-	-	-	-		
PARCEL DELIVERY. . . . .	(Z)	(Z)	4	(Z)	(Z)	(Z)	-	-	(Z)	(Z)		
OTHER AND UNKNOWN. . . . .	-	-	-	-	-	-	-	-	114	201		
NEW HAMPSHIRE. . . . .	6	1	296	71	(Z)	(Z)	1	(Z)	49	12		
RAIL . . . . .	-	-	58	42	-	-	-	-	-	-		
MOTOR CARRIER. . . . .	6	1	140	27	(Z)	(Z)	-	-	-	-		
ICC. . . . .	6	1	140	27	(Z)	(Z)	-	-	-	-		
NON-ICC. . . . .	-	-	-	-	-	-	-	-	-	-		
PRIVATE TRUCK. . . . .	-	-	9	1	-	-	-	-	-	-		
AIR. . . . .	-	-	42	(Z)	(Z)	(Z)	(Z)	(Z)	-	-		
WATER. . . . .	-	-	-	-	-	-	(Z)	(Z)	-	-		
PARCEL DELIVERY. . . . .	1	(Z)	46	1	-	-	1	(Z)	-	-		
OTHER AND UNKNOWN. . . . .	-	-	(Z)	(Z)	-	-	-	(Z)	-	-		
VERMONT. . . . .	5	4	50	12	(Z)	(Z)	-	-	14	17		
RAIL . . . . .	5	4	(Z)	1	-	-	-	-	-	-		
MOTOR CARRIER. . . . .	(Z)	(Z)	28	11	(Z)	(Z)	-	-	-	-		
ICC. . . . .	(Z)	(Z)	28	11	(Z)	(Z)	-	-	-	-		
NON-ICC. . . . .	-	-	-	-	-	-	-	-	-	-		
PRIVATE TRUCK. . . . .	-	-	-	-	-	-	-	-	-	-		
AIR. . . . .	(Z)	(Z)	13	(Z)	-	-	-	-	-	-		
WATER. . . . .	-	-	-	-	-	-	-	-	-	-		
PARCEL DELIVERY. . . . .	(Z)	(Z)	8	(Z)	-	-	-	-	-	-		
OTHER AND UNKNOWN. . . . .	-	-	-	-	-	-	-	-	14	17		
MASSACHUSETTS. . . . .	100	16	1 419	313	20	(Z)	15	7	939	378		
RAIL . . . . .	5	1	85	45	-	-	3	(Z)	-	-		
MOTOR CARRIER. . . . .	40	12	644	225	16	(Z)	2	7	83	49		
ICC. . . . .	40	12	624	207	16	(Z)	2	7	83	49		
NON-ICC. . . . .	-	-	20	18	-	-	-	-	-	-		
PRIVATE TRUCK. . . . .	1	(Z)	51	4	1	(Z)	-	-	70	65		
AIR. . . . .	26	(Z)	356	6	2	(Z)	2	(Z)	11	1		
WATER. . . . .	-	-	15	14	-	-	-	-	1	(Z)		
PARCEL DELIVERY. . . . .	10	1	230	11	1	(Z)	8	(Z)	14	1		
OTHER AND UNKNOWN. . . . .	18	2	39	8	-	-	-	-	760	262		
RHOODE ISLAND . . . . .	11	(Z)	347	70	2	(Z)	7	(Z)	178	39		
RAIL . . . . .	-	-	15	-	-	-	(Z)	(Z)	-	-		
MOTOR CARRIER. . . . .	2	(Z)	145	36	2	(Z)	(Z)	(Z)	5	1		
ICC. . . . .	2	(Z)	145	36	2	(Z)	(Z)	(Z)	5	1		
NON-ICC. . . . .	-	-	1	(Z)	(Z)	(Z)	-	-	-	-		
PRIVATE TRUCK. . . . .	(Z)	(Z)	19	1	-	-	-	-	-	-		
AIR. . . . .	3	(Z)	38	1	-	-	2	(Z)	-	-		
WATER. . . . .	-	-	-	-	-	-	-	-	-	-		
PIPELINE . . . . .	-	-	-	-	-	-	-	-	-	-		
PARCEL DELIVERY. . . . .	2	(Z)	66	2	(Z)	(Z)	5	(Z)	13	4		
OTHER AND UNKNOWN. . . . .	4	(Z)	36	15	(Z)	(Z)	-	-	160	34		
CONNECTICUT. . . . .	51	12	970	137	6	3	17	2	1 496	359		
RAIL . . . . .	1	(Z)	48	13	-	-	-	-	-	-		
MOTOR CARRIER. . . . .	40	10	500	87	6	2	13	2	6	2		
ICC. . . . .	40	10	500	87	6	2	13	2	6	2		
NON-ICC. . . . .	-	-	-	-	-	-	-	-	-	-		
PRIVATE TRUCK. . . . .	(Z)	(Z)	26	9	-	-	-	-	93	9		
AIR. . . . .	4	(Z)	150	2	1	(Z)	4	(Z)	(Z)	(Z)		
WATER. . . . .	-	-	30	17	-	-	-	-	-	-		
PARCEL DELIVERY. . . . .	5	(Z)	156	2	-	-	(Z)	(Z)	69	2		
OTHER AND UNKNOWN. . . . .	1	(Z)	61	7	-	-	-	-	1 328	346		
MIDDLE ATLANTIC												
NEW YORK . . . . .	352	117	3 915	872	13	2	61	2	5 232	1 975		
RAIL . . . . .	74	50	506	321	(Z)	(Z)	1	(Z)	50	6		
MOTOR CARRIER. . . . .	187	64	1 995	479	2	1	7	1	749	129		
ICC. . . . .	187	64	1 952	469	2	1	7	1	749	129		
NON-ICC. . . . .	-	-	42	10	-	-	(Z)	(Z)	-	-		
PRIVATE TRUCK. . . . .	1	(Z)	53	18	-	-	-	-	207	109		
AIR. . . . .	16	(Z)	589	17	4	(Z)	2	(Z)	1	(Z)		
WATER. . . . .	-	-	13	5	-	-	1	(Z)	-	-		
PIPELINE . . . . .	-	-	-	-	-	-	-	-	-	-		
PARCEL DELIVERY. . . . .	57	2	644	26	3	(Z)	46	(Z)	260	36		
OTHER AND UNKNOWN. . . . .	18	1	114	6	5	1	4	(Z)	3 965	1 695		
NEW JERSEY . . . . .	122	148	1 977	1 442	3	1	29	1	1 221	1 000		
RAIL . . . . .	31	119	113	232	1	1	-	-	2	10		
MOTOR CARRIER. . . . .	62	23	1 333	347	1	(Z)	3	(Z)	46	15		

TABLE 1. SHIPMENTS BY MANUFACTURING ESTABLISHMENTS--ORIGIN AND MEANS OF TRANSPORT BY DESTINATION: 1977--CON.

ORIGIN AND MEANS OF TRANSPORT	ALL SHIPMENTS						VALUE (MILLION DOLLARS) AND TONS (THOUSANDS) OF SHIPMENTS BY DESTINATION					
	VALUE (MILLION DOLLARS) (A)	TONS (THOUSANDS) (B)	TDN-MILES (MILLIONS) (C)	STANDARD ERROR (PERCENT) FOR COLUMNS--			TOTAL		NEW ENGLAND		NEW HAMPSHIRE	
				A	B	C	VALUE	TDNS	VALUE	TDNS	VALUE	TONS
				MAINE								
ICC . . . . .	24 682	18 784	4 965	6	14	5	2 171	1 857	124	49	90	96
NDN-ICC . . . . .	2 241	2 020	288	32	22	39	47	17	12	4	4	1
PRIVATE TRUCK . . . . .	10 159	11 210	1 294	11	43	21	478	672	12	31	12	18
AIR . . . . .	1 321	45	56	16	15	15	23	1	(Z)	(Z)	(Z)	(Z)
WATER . . . . .	1 737	5 587	3 158	23	23	35	142	1 559	-	-	-	-
PIPELINE . . . . .	3 204	7 456	931	1	3	10	-	-	-	-	-	-
PARCEL DELIVERY . . . . .	2 773	167	69	16	26	12	292	9	9	(Z)	30	1
OTHER AND UNKNOWN . . . . .	1 929	1 310	65	20	48	66	13	1	2	(Z)	-	-
PENNSYLVANIA . . . . .	78 339	181 324	31 044	4	10	4	4 437	10 418	699	4 635	209	176
RAIL . . . . .	9 257	31 643	8 575	6	9	8	258	742	12	83	6	13
MOTOR CARRIER . . . . .	39 051	48 669	12 083	3	8	4	2 376	2 193	119	79	100	98
ICC . . . . .	37 997	45 026	11 761	4	8	4	2 362	2 115	119	79	99	96
NDN-ICC . . . . .	1 053	3 643	322	18	37	15	14	78	-	-	1	1
PRIVATE TRUCK . . . . .	18 408	62 185	4 476	11	29	15	935	1 016	109	118	81	62
AIR . . . . .	1 448	94	85	9	27	19	48	1	4	(Z)	(Z)	(Z)
WATER . . . . .	2 094	17 211	4 702	20	23	24	614	6 452	429	4 354	-	-
PIPELINE . . . . .	2 039	19 088	868	23	21	8	-	-	-	-	-	-
PARCEL DELIVERY . . . . .	1 744	110	52	10	15	15	142	6	16	1	9	(Z)
OTHER AND UNKNOWN . . . . .	4 300	2 326	203	10	10	25	64	8	10	(Z)	14	3
EAST NORTH CENTRAL												
DHID . . . . .	94 460	177 339	31 202	3	10	5	2 323	1 622	191	167	109	104
RAIL . . . . .	18 692	30 504	12 532	4	13	11	306	384	49	63	14	41
MOTOR CARRIER . . . . .	45 518	53 378	12 045	3	7	5	1 611	1 014	131	100	67	40
ICC . . . . .	43 739	46 919	11 733	3	7	5	1 586	1 006	124	98	65	40
NDN-ICC . . . . .	1 779	6 459	311	14	36	13	26	8	7	2	1	1
PRIVATE TRUCK . . . . .	20 513	55 890	4 551	9	27	18	219	211	4	3	17	21
AIR . . . . .	1 324	102	59	8	13	10	82	2	(Z)	(Z)	3	(Z)
WATER . . . . .	69	102	45	42	33	27	-	-	-	-	-	-
PIPELINE . . . . .	2 463	33 561	1 795	11	32	4	-	-	-	-	-	-
PARCEL DELIVERY . . . . .	2 159	259	72	16	34	23	84	4	6	(Z)	3	(Z)
OTHER AND UNKNOWN . . . . .	3 722	3 543	103	5	14	13	21	8	(Z)	(Z)	5	2
INDIANA . . . . .	51 479	106 641	18 526	5	12	8	1 063	606	40	32	33	31
RAIL . . . . .	10 871	21 845	7 422	11	12	14	128	320	5	14	2	9
MOTOR CARRIER . . . . .	26 170	36 762	7 811	6	7	10	730	230	17	12	17	14
ICC . . . . .	25 717	34 467	7 683	6	6	10	727	229	17	12	17	14
NDN-ICC . . . . .	453	2 295	129	19	70	20	3	1	-	(Z)	(Z)	(Z)
PRIVATE TRUCK . . . . .	10 565	34 519	2 308	10	38	14	113	37	13	4	9	4
AIR . . . . .	360	61	67	13	45	61	18	1	(Z)	(Z)	(Z)	(Z)
WATER . . . . .	231	1 378	336	94	96	96	-	-	-	-	-	-
PIPELINE . . . . .	1 219	10 693	351	48	47	86	-	-	-	-	-	-
PARCEL DELIVERY . . . . .	754	38	24	14	12	17	42	1	3	(Z)	3	(Z)
OTHER AND UNKNOWN . . . . .	1 309	1 345	207	6	3	10	32	17	1	1	2	4
ILLINOIS . . . . .	92 153	197 741	36 990	3	6	5	2 013	1 530	169	191	64	40
RAIL . . . . .	16 768	31 510	11 853	5	12	6	392	782	85	160	5	11
MOTOR CARRIER . . . . .	44 436	53 553	12 219	3	9	5	1 248	675	72	29	46	26
ICC . . . . .	42 341	46 677	11 833	4	10	5	1 242	667	72	29	46	26
NDN-ICC . . . . .	2 095	6 876	386	21	14	30	6	8	-	-	-	-
PRIVATE TRUCK . . . . .	16 352	50 815	3 011	7	9	9	95	61	(Z)	1	3	3
AIR . . . . .	1 270	84	74	14	23	25	111	3	1	(Z)	3	(Z)
WATER . . . . .	1 684	11 727	2 229	19	18	13	-	-	-	-	-	-
PIPELINE . . . . .	4 573	47 977	7 311	8	11	16	-	-	-	-	-	-
PARCEL DELIVERY . . . . .	2 759	185	115	14	25	37	165	9	9	1	10	1
OTHER AND UNKNOWN . . . . .	4 312	1 889	178	15	17	26	2	(Z)	1	(Z)	-	-
MICHIGAN . . . . .	92 674	95 101	22 594	3	8	4	2 054	1 038	196	99	60	47
RAIL . . . . .	28 723	21 990	11 349	4	4	4	808	544	147	76	18	34
MOTOR CARRIER . . . . .	39 139	36 036	7 361	4	9	6	990	389	44	20	36	12
ICC . . . . .	36 982	30 193	7 097	4	6	6	985	388	44	20	35	11
NDN-ICC . . . . .	2 157	5 843	264	20	36	40	5	1	-	-	1	1
PRIVATE TRUCK . . . . .	16 705	27 492	2 246	9	24	14	5	60	2	2	1	1
AIR . . . . .	767	175	150	11	23	24	103	39	(Z)	(Z)	2	(Z)
WATER . . . . .	361	6 340	1 272	18	12	12	-	-	-	-	-	-
PIPELINE . . . . .	530	1 356	1 15	10	40	51	-	-	-	-	-	-
PARCEL DELIVERY . . . . .	1 345	83	43	12	85	17	81	3	3	(Z)	3	(Z)
OTHER AND UNKNOWN . . . . .	5 105	1 628	158	5	3	13	22	3	-	-	1	(Z)
WISCONSIN . . . . .	38 556	54 985	11 933	5	26	6	1 043	622	54	16	110	112
RAIL . . . . .	7 271	10 948	5 577	6	13	8	187	245	9	4	53	87
MOTOR CARRIER . . . . .	17 657	11 898	4 186	5	9	6	664	331	32	7	48	24
ICC . . . . .	16 794	11 202	4 086	5	9	6	661	330	32	7	48	24
NDN-ICC . . . . .	863	695	100	23	36	35	3	1	-	-	-	-
PRIVATE TRUCK . . . . .	9 840	29 726	1 954	11	47	17	49	22	9	4	4	1
AIR . . . . .	363	38	39	20	40	41	35	16	(Z)	(Z)	(Z)	(Z)
WATER . . . . .	37	46	11	43	59	46	-	-	-	-	-	-
PARCEL DELIVERY . . . . .	1 053	89	46	17	16	17	48	7	4	(Z)	4	(Z)
OTHER AND UNKNOWN . . . . .	2 336	2 241	118	37	49	51	59	(Z)	-	-	-	-
WEST NORTH CENTRAL												
MINNESOTA . . . . .	22 726	51 919	9 891	6	24	12	709	400	61	29	14	9
RAIL . . . . .	3 251	7 145	4 577	10	16	16	107	223	23	15	2	5
MOTOR CARRIER . . . . .	11 227	3 169	3 169	5	18	6	467	169	35	12	11	4
ICC . . . . .	10 865	11 002	3 052	5	18	6	463	166	34	12	11	4
NDN-ICC . . . . .	362	905	116	26	27	47	4	3	(Z)	(Z)	-	-
PRIVATE TRUCK . . . . .	5 450	27 915	1 286	14	37	19	26	6	1	(Z)	(Z)	(Z)
AIR . . . . .	856	22	21	27	27	27	79	2	(Z)	1	(Z)	(Z)
WATER . . . . .	45	62	64	70	85	85	-	-	-	-	-	-
PIPELINE . . . . .	504	4 384	746	67	68	80	-	-	-	-	-	-
PARCEL DELIVERY . . . . .	901	75	26	10	12	15	29	1	2	(Z)	1	(Z)
OTHER AND UNKNOWN . . . . .	492	409	3	19	25	56	(Z)	(Z)	-	-	-	-
IOWA . . . . .	23 396	43 609	12 698	11	26	14	374	384	34	26	20	15
RAIL . . . . .	3 954	10 133	5 403	10	8	6	104	267	2	15	3	8



TABLE 1. SHIPMENTS BY MANUFACTURING ESTABLISHMENTS--ORIGIN AND MEANS OF TRANSPORT BY DESTINATION: 1977--CON.

VALUE (MILLION DOLLARS) AND TONS (THOUSANDS) OF SHIPMENTS BY DESTINATION--CON.

ORIGIN AND MEANS OF TRANSPORT	NEW ENGLAND--CON.								MIDDLE ATLANTIC			
	VERMONT		MASSACHUSETTS		RHODE ISLAND		CONNECTICUT		TOTAL		NEW YORK	
	VALUE	TONS	VALUE	TONS	VALUE	TONS	VALUE	TONS	VALUE	TONS	VALUE	TONS
ICC . . . . .	68	19	1 165	937	225	155	499	600	9 351	11 132	3 483	3 353
NON-ICC . . . . .	-	-	10	2	(Z)	(Z)	21	12	1 804	1 670	486	150
PRIVATE TRUCK . . . . .	20	61	89	149	108	70	237	343	7 399	8 807	2 401	2 516
AIR . . . . .	3	(Z)	18	1	(Z)	(Z)	1	208	6	6	170	5
WATER . . . . .	-	-	69	751	-	-	73	808	347	2 662	191	1 429
PIPELINE . . . . .	-	-	-	-	-	-	-	-	3 196	7 364	1 552	2 379
PARCEL DELIVERY . . . . .	4	(Z)	126	4	15	(Z)	107	3	1 063	93	293	17
OTHER AND UNKNOWN . . . . .	-	-	3	(Z)	8	1	(Z)	(Z)	589	302	264	127
PENNSYLVANIA . . . . .	134	214	1 940	3 284	407	326	1 048	1 783	33 184	122 470	7 477	13 131
RAIL . . . . .	10	28	173	440	9	25	48	154	2 527	16 196	530	1 719
MOTOR CARRIER . . . . .	75	132	1 174	997	311	231	597	656	14 174	26 163	4 585	6 081
ICC . . . . .	75	132	1 171	975	307	220	592	612	13 331	22 894	4 546	5 917
NON-ICC . . . . .	-	-	4	21	4	12	5	44	843	3 269	39	164
PRIVATE TRUCK . . . . .	45	54	350	434	69	52	281	296	12 243	54 448	1 754	3 683
AIR . . . . .	-	-	33	1	1	(Z)	10	(Z)	321	30	162	4
WATER . . . . .	-	-	127	1 408	1	15	56	675	6 106	6 292	135	1 611
PIPELINE . . . . .	-	-	-	-	-	-	-	-	2 039	19 088	-	-
PARCEL DELIVERY . . . . .	4	(Z)	61	2	6	(Z)	47	2	566	36	201	12
OTHER AND UNKNOWN . . . . .	1	(Z)	21	3	9	2	9	(Z)	698	217	109	22
EAST NORTH CENTRAL												
OHIO . . . . .	45	50	936	641	214	223	829	438	11 203	13 282	3 952	3 231
RAIL . . . . .	3	32	160	117	27	58	53	73	2 229	3 578	567	850
MOTOR CARRIER . . . . .	37	10	620	445	125	96	632	323	6 670	6 408	2 571	1 749
ICC . . . . .	37	10	614	442	125	96	622	321	6 602	6 354	2 555	1 745
NON-ICC . . . . .	-	-	7	2	(Z)	(Z)	10	2	68	54	6	5
PRIVATE TRUCK . . . . .	3	8	75	72	57	68	10	40	1 538	2 328	436	598
AIR . . . . .	(Z)	(Z)	23	1	1	(Z)	54	1	332	20	203	13
WATER . . . . .	-	-	-	-	-	-	-	-	28	9	14	3
PIPELINE . . . . .	-	-	-	-	-	-	-	-	90	-	-	-
PARCEL DELIVERY . . . . .	1	(Z)	42	1	4	1	27	1	203	15	87	6
OTHER AND UNKNOWN . . . . .	(Z)	(Z)	15	6	-	-	1	(Z)	112	21	73	12
INDIANA . . . . .	13	37	344	238	53	39	580	230	4 072	3 303	1 547	1 226
RAIL . . . . .	8	34	65	118	6	3	42	142	823	1 450	237	566
MOTOR CARRIER . . . . .	4	2	215	99	28	29	449	74	2 450	1 497	958	545
ICC . . . . .	4	2	215	99	28	29	447	73	2 443	1 490	955	542
NON-ICC . . . . .	-	-	-	-	-	-	3	1	7	7	3	3
PRIVATE TRUCK . . . . .	1	(Z)	24	11	9	3	58	13	500	300	180	87
AIR . . . . .	-	-	4	(Z)	1	(Z)	12	(Z)	75	4	58	2
WATER . . . . .	-	-	-	-	-	-	-	-	61	12	61	12
PIPELINE . . . . .	-	-	-	-	-	-	-	-	-	-	-	-
PARCEL DELIVERY . . . . .	(Z)	(Z)	14	1	2	(Z)	20	(Z)	115	5	37	2
OTHER AND UNKNOWN . . . . .	(Z)	(Z)	22	9	6	3	(Z)	(Z)	48	35	17	11
ILLINOIS . . . . .	70	159	900	639	160	61	651	441	7 218	5 329	2 860	1 788
RAIL . . . . .	20	143	137	156	51	28	94	284	1 735	2 421	595	790
MOTOR CARRIER . . . . .	35	15	609	433	79	26	407	145	4 232	2 341	1 777	835
ICC . . . . .	35	15	604	425	79	26	405	145	4 176	2 279	1 771	795
NON-ICC . . . . .	-	-	5	8	-	-	1	(Z)	39	63	6	40
PRIVATE TRUCK . . . . .	-	-	41	43	1	6	49	8	580	493	167	134
AIR . . . . .	2	(Z)	48	3	18	(Z)	42	(Z)	157	8	86	4
WATER . . . . .	-	-	-	-	-	-	-	-	16	1	16	1
PIPELINE . . . . .	-	-	-	-	-	-	-	-	-	-	-	-
PARCEL DELIVERY . . . . .	12	(Z)	65	3	11	1	59	3	349	21	153	10
OTHER AND UNKNOWN . . . . .	1	(Z)	1	(Z)	-	-	(Z)	(Z)	164	44	66	13
MICHIGAN . . . . .	123	34	1 128	649	88	39	460	170	7 824	5 933	2 987	2 375
RAIL . . . . .	18	21	441	294	40	24	139	95	3 010	2 373	1 114	998
MOTOR CARRIER . . . . .	97	11	552	264	40	14	222	67	3 900	2 283	1 452	1 040
ICC . . . . .	97	11	549	264	40	14	221	67	3 879	2 259	1 447	1 031
NON-ICC . . . . .	-	-	3	(Z)	-	-	1	(Z)	21	24	5	9
PRIVATE TRUCK . . . . .	1	2	40	49	2	1	5	6	465	524	181	162
AIR . . . . .	(Z)	(Z)	50	38	1	(Z)	50	1	147	9	109	3
WATER . . . . .	-	-	-	-	-	-	-	-	64	723	5	159
PIPELINE . . . . .	-	-	-	-	-	-	-	-	-	-	-	-
PARCEL DELIVERY . . . . .	7	(Z)	25	1	4	(Z)	40	1	182	10	81	4
OTHER AND UNKNOWN . . . . .	1	(Z)	15	2	(Z)	(Z)	5	(Z)	56	10	44	9
WISCONSIN . . . . .	23	43	537	300	57	29	261	122	3 195	1 880	1 422	919
RAIL . . . . .	8	35	81	63	9	5	26	50	877	1 026	325	556
MOTOR CARRIER . . . . .	10	3	388	222	43	23	143	52	1 710	650	767	255
ICC . . . . .	10	3	385	221	43	23	143	52	1 699	646	744	253
NON-ICC . . . . .	-	-	3	1	-	-	-	-	11	4	3	2
PRIVATE TRUCK . . . . .	2	4	27	10	(Z)	(Z)	7	4	251	114	67	28
AIR . . . . .	(Z)	(Z)	7	(Z)	1	(Z)	26	15	56	4	46	3
WATER . . . . .	-	-	-	-	-	-	-	-	8	9	8	9
PIPELINE . . . . .	-	-	-	-	-	-	-	-	-	-	-	-
PARCEL DELIVERY . . . . .	3	(Z)	19	5	4	(Z)	15	1	132	7	57	3
OTHER AND UNKNOWN . . . . .	-	-	15	(Z)	-	-	44	(Z)	162	69	152	65
WEST NORTH CENTRAL												
MINNESOTA . . . . .	16	23	330	161	163	44	124	134	1 776	1 173	782	496
RAIL . . . . .	1	21	53	78	11	8	18	97	364	667	127	268
MOTOR CARRIER . . . . .	12	2	168	78	149	36	92	36	1 142	457	509	204
ICC . . . . .	12	2	166	76	149	36	91	35	1 124	442	499	196
NON-ICC . . . . .	-	-	3	2	(Z)	(Z)	1	(Z)	19	15	10	8
PRIVATE TRUCK . . . . .	1	(Z)	21	5	(Z)	(Z)	2	(Z)	76	43	36	21
AIR . . . . .	1	(Z)	69	(Z)	2	(Z)	6	1	121	2	76	1
WATER . . . . .	-	-	-	-	-	-	-	-	7	(Z)	-	(Z)
PIPELINE . . . . .	-	-	-	-	-	-	-	-	-	-	-	-
PARCEL DELIVERY . . . . .	(Z)	(Z)	19	1	1	(Z)	6	(Z)	50	3	25	1
OTHER AND UNKNOWN . . . . .	-	-	(Z)	(Z)	-	-	-	-	15	1	9	(Z)
IOWA . . . . .	19	18	158	116	15	7	129	201	1 746	1 352	868	662
RAIL . . . . .	2	16	30	52	-	-	67	177	272	614	79	229

TABLE 1. SHIPMENTS BY MANUFACTURING ESTABLISHMENTS--ORIGIN AND MEANS OF TRANSPORT BY DESTINATION: 1977--CON.

ORIGIN AND MEANS OF TRANSPORT	MIDDLE ATLANTIC--CON.						EAST NORTH CENTRAL					
	NEW JERSEY		PENNSYLVANIA		TOTAL		OHIO		INDIANA		ILLINOIS	
	VALUE	TONS	VALUE	TONS	VALUE	TONS	VALUE	TONS	VALUE	TONS	VALUE	TONS
ICC	3 613	5 580	2 255	2 199	4 018	1 595	988	480	287	163	1 684	575
NON-ICC	1 269	1 508	49	12	152	218	100	203	5	2	34	9
PRIVATE TRUCK	4 252	5 118	746	1 173	502	422	169	22	169	60	117	68
AIR	6	(Z)	32	1	135	6	58	2	13	(Z)	36	2
WATER	115	634	41	599	-	-	-	-	-	-	-	-
PIPELINE	361	1 268	1 283	3 717	6	58	6	58	-	-	-	-
PARCEL DELIVERY	466	66	304	10	422	16	142	6	45	1	98	4
OTHER AND UNKNOWN	319	174	6	(Z)	24	5	3	(Z)	1	(Z)	15	4
PENNSYLVANIA	5 927	16 012	19 780	93 327	14 121	21 708	5 617	11 454	1 719	1 752	2 933	4 413
RAIL	261	810	1 737	13 668	2 465	8 360	937	3 971	239	695	612	2 325
MOTOR CARRIER	2 783	4 082	6 806	16 001	8 827	10 555	3 447	5 746	1 167	881	1 766	1 626
ICC	2 715	3 914	6 070	13 064	8 782	10 502	3 428	5 728	1 162	879	1 754	1 606
NON-ICC	68	168	736	2 937	45	54	19	19	5	2	11	20
PRIVATE TRUCK	1 867	3 873	8 622	46 893	2 018	2 223	1 005	1 232	225	149	297	439
AIR	103	3	56	23	238	11	34	5	14	1	99	3
WATER	57	256	424	4 425	65	496	54	476	6	16	(Z)	(Z)
PIPELINE	702	6 973	1 337	12 115	-	-	-	-	-	-	-	-
PARCEL DELIVERY	113	10	251	15	312	22	95	13	28	1	85	4
OTHER AND UNKNOWN	42	6	547	189	195	40	45	10	40	8	74	17
EAST NORTH CENTRAL												
OHIO	2 761	2 201	4 490	7 850	47 023	130 780	26 598	102 753	3 785	5 454	4 433	4 520
RAIL	927	991	735	1 737	5 729	13 295	1 734	5 584	333	1 064	692	1 252
MOTOR CARRIER	1 351	901	2 749	3 758	22 006	37 087	9 852	24 152	2 272	2 846	2 835	2 510
ICC	1 330	892	2 717	3 717	20 541	30 802	8 509	17 960	2 255	2 840	2 796	2 482
NON-ICC	21	9	32	41	1 465	6 285	1 343	6 192	17	6	40	28
PRIVATE TRUCK	319	293	782	1 437	14 967	47 216	11 780	43 211	987	1 495	670	685
AIR	102	5	27	3	240	39	67	9	6	(Z)	43	4
WATER	15	6	-	-	25	89	3	27	9	16	13	46
PIPELINE	-	-	90	902	2 349	32 416	1 997	29 205	-	-	-	-
PARCEL DELIVERY	36	2	80	6	861	98	430	60	118	11	135	11
OTHER AND UNKNOWN	11	3	27	6	845	541	734	504	59	21	44	11
INDIANA	1 123	697	1 402	1 380	27 576	83 041	3 298	4 742	9 029	44 045	5 839	17 339
RAIL	299	331	287	553	4 746	12 859	370	578	1 033	3 493	1 110	4 736
MOTOR CARRIER	604	281	888	671	13 283	27 475	1 913	3 079	2 913	10 137	3 147	8 573
ICC	604	281	885	667	12 932	25 264	1 862	2 951	2 738	8 576	3 078	8 088
NON-ICC	(Z)	3	4	3	351	2 211	51	128	175	1 561	69	485
PRIVATE TRUCK	175	79	145	134	7 924	32 272	946	1 048	3 933	21 643	1 312	2 435
AIR	13	2	5	(Z)	77	15	4	1	5	1	5	(Z)
WATER	-	-	(Z)	(Z)	166	1 365	3	13	-	-	163	1 352
PIPELINE	-	-	-	-	1 017	8 948	-	-	1 012	8 722	5	226
PARCEL DELIVERY	24	1	54	2	229	11	50	2	54	2	67	3
OTHER AND UNKNOWN	8	3	24	20	134	95	13	20	79	47	29	15
ILLINOIS	1 733	1 287	2 625	2 254	45 125	118 536	4 848	7 245	5 071	18 218	26 097	99 497
RAIL	392	464	749	1 167	4 807	17 348	529	1 353	1 013	4 248	2 079	9 604
MOTOR CARRIER	1 031	620	1 408	886	21 757	38 397	3 142	2 687	2 428	4 636	11 002	25 478
ICC	1 027	619	1 379	865	20 010	32 000	3 134	2 680	2 410	4 612	9 316	19 157
NON-ICC	5	1	29	22	1 747	6 397	7	7	18	24	1 686	6 321
PRIVATE TRUCK	196	187	217	171	11 585	16 315	616	634	635	1 497	9 332	41 832
AIR	37	3	34	1	327	11	122	3	13	(Z)	114	4
WATER	-	-	-	-	698	6 386	40	52	430	556	5 555	5 555
PIPELINE	-	-	-	-	4 159	39 625	265	2 394	775	7 391	1 752	16 618
PARCEL DELIVERY	61	4	135	8	867	62	125	8	98	5	404	31
OTHER AND UNKNOWN	16	10	82	20	925	393	9	4	52	12	858	375
MICHIGAN	2 752	1 669	2 086	1 890	51 696	71 634	8 024	12 357	3 207	3 634	4 296	3 807
RAIL	1 474	936	423	440	7 785	9 922	1 701	2 812	442	500	704	1 169
MOTOR CARRIER	1 091	600	1 357	643	24 870	28 300	5 019	6 537	2 179	2 060	3 143	1 734
ICC	1 081	591	1 350	636	22 792	22 530	4 985	6 497	2 163	2 044	3 106	1 718
NON-ICC	10	8	6	7	2 078	5 770	34	39	16	16	36	16
PRIVATE TRUCK	115	124	169	238	14 955	25 725	1 092	1 662	493	963	274	414
AIR	28	5	10	1	102	26	32	1	8	13	16	1
WATER	-	-	59	564	279	5 608	38	1 214	-	-	17	482
PIPELINE	-	-	-	-	530	1 356	12	120	-	-	-	-
PARCEL DELIVERY	37	3	63	3	613	37	110	6	76	4	108	5
OTHER AND UNKNOWN	7	1	5	1	2 563	661	19	5	9	3	35	3
WISCONSIN	844	413	929	548	19 864	41 823	2 293	1 669	1 028	1 050	4 115	4 938
RAIL	329	221	223	248	2 022	5 146	482	647	118	234	348	1 000
MOTOR CARRIER	394	164	548	232	8 400	7 211	1 286	662	610	438	2 443	1 892
ICC	394	164	541	229	7 662	6 630	1 278	656	604	435	2 392	1 829
NON-ICC	1	(Z)	7	3	739	581	8	6	6	3	51	63
PRIVATE TRUCK	79	25	106	61	8 033	28 221	472	352	272	374	1 161	2 037
AIR	5	(Z)	5	(Z)	64	3	12	1	4	(Z)	8	(Z)
WATER	-	-	-	-	4	8	-	-	-	-	-	-
PIPELINE	-	-	-	-	377	36	37	5	22	3	117	6
PARCEL DELIVERY	31	1	44	3	966	1 198	4	2	1	(Z)	38	2
OTHER AND UNKNOWN	6	(Z)	4	4	-	-	-	-	-	-	-	-
WEST NORTH CENTRAL												
MINNESOTA	482	298	512	380	4 834	9 094	595	554	346	369	1 580	2 407
RAIL	113	189	125	210	804	2 591	84	224	73	193	380	1 375
MOTOR CARRIER	313	99	321	154	2 866	3 009	358	258	203	123	933	834
ICC	306	94	318	152	2 837	2 971	350	252	200	121	927	827
NON-ICC	7	5	3	2	29	37	7	6	3	2	6	7
PRIVATE TRUCK	13	7	28	15	844	2 571	118	68	43	50	179	194
AIR	30	(Z)	15	(Z)	55	3	11	2	3	(Z)	27	1
WATER	-	-	5	(Z)	1	(Z)	-	-	-	-	-	-
PIPELINE	-	-	-	-	107	908	-	-	-	-	-	-
PARCEL DELIVERY	7	(Z)	18	1	142	11	24	2	25	2	48	3
OTHER AND UNKNOWN	6	1	(Z)	(Z)	16	(Z)	1	(Z)	(Z)	(Z)	14	(Z)
IOWA	330	319	548	371	6 290	7 719	1 265	942	495	467	2 794	4 235
RAIL	104	202	89	183	1 056	3 066	184	481	31	104	473	1 702



TABLE 1. SHIPMENTS BY MANUFACTURING ESTABLISHMENTS--ORIGIN AND MEANS OF TRANSPORT BY DESTINATION: 1977--CON.

VALUE (MILLION DOLLARS) AND TONS (THOUSANDS) OF SHIPMENTS BY DESTINATION--CON.

ORIGIN AND MEANS OF TRANSPORT	EAST NORTH CENTRAL--CON.						WEST NORTH CENTRAL					
	MICHIGAN		WISCONSIN		TOTAL		MINNESOTA		IOWA		MISSOURI	
	VALUE	TONS	VALUE	TONS	VALUE	TONS	VALUE	TONS	VALUE	TONS	VALUE	TONS
ICC	879	327	181	50	725	213	200	50	106	30	258	100
NON-ICC	14	3	(Z)	(Z)	2	1	(Z)	(Z)	-	-	1	1
PRIVATE TRUCK	35	63	13	5	148	143	61	24	7	43	75	75
AIR	17	1	10	1	112	3	69	1	12	(Z)	20	1
WATER	-	-	-	-	-	-	-	-	-	-	-	-
PIPELINE	-	-	-	-	-	-	-	-	-	-	-	-
PARCEL DELIVERY	92	3	43	2	115	6	30	1	27	1	30	2
OTHER AND UNKNOWN	1	(Z)	3	(Z)	6	1	3	(Z)	1	(Z)	(Z)	(Z)
PENNSYLVANIA	2 980	3 377	872	713	2 887	1 899	958	725	304	192	912	623
RAIL	564	1 161	114	208	585	721	252	324	46	57	166	234
MOTOR CARRIER	1 899	1 890	549	412	1 769	953	574	311	211	127	533	304
ICC	1 896	1 881	542	407	1 752	942	572	309	211	127	530	300
NON-ICC	3	9	7	5	18	11	2	2	-	-	3	4
PRIVATE TRUCK	347	315	144	88	226	189	58	85	11	5	105	62
AIR	85	2	7	(Z)	111	3	28	1	3	(Z)	39	1
WATER	6	4	-	-	1	1	1	1	-	-	-	-
PIPELINE	-	-	-	-	-	-	-	-	-	-	-	-
PARCEL DELIVERY	62	3	42	2	120	5	30	1	23	1	42	2
OTHER AND UNKNOWN	17	2	18	3	75	29	15	3	10	2	27	19
EAST NORTH CENTRAL												
OHIO	10 659	16 707	1 547	1 346	5 757	3 914	1 194	923	1 007	570	2 504	1 633
RAIL	2 584	4 868	385	527	2 199	1 815	568	501	172	178	1 086	748
MOTOR CARRIER	6 110	6 897	936	682	2 837	1 664	488	330	758	341	1 113	690
ICC	6 063	6 850	918	670	2 807	1 642	487	327	757	337	1 090	678
NON-ICC	47	46	18	12	30	21	1	3	1	4	23	12
PRIVATE TRUCK	1 391	1 701	139	124	463	390	99	87	36	39	198	175
AIR	84	20	40	5	67	10	8	(Z)	11	(Z)	31	8
WATER	-	-	-	-	-	-	-	-	-	-	-	-
PIPELINE	352	3 210	-	-	-	-	-	-	-	-	-	-
PARCEL DELIVERY	132	10	46	5	127	9	22	2	23	2	40	2
OTHER AND UNKNOWN	7	2	2	4	64	27	9	3	8	11	36	8
INDIANA	7 648	13 131	1 762	3 783	4 236	6 903	882	1 769	897	2 897	1 395	1 431
RAIL	1 564	1 836	669	2 216	1 118	2 193	293	1 199	45	100	581	563
MOTOR CARRIER	4 583	4 478	726	1 209	2 190	2 368	418	360	505	951	576	687
ICC	4 536	4 445	718	1 204	2 183	2 363	415	359	501	949	575	686
NON-ICC	47	33	8	7	5	5	3	2	3	1	1	1
PRIVATE TRUCK	1 395	6 792	338	354	590	569	143	202	125	99	200	173
AIR	62	13	1	1	19	2	2	(Z)	1	(Z)	5	1
WATER	-	-	-	-	-	-	-	-	-	-	-	-
PIPELINE	-	-	-	-	202	1 745	-	-	202	1 745	-	-
PARCEL DELIVERY	34	2	25	1	66	4	10	1	14	1	24	1
OTHER AND UNKNOWN	10	11	3	2	50	23	16	6	4	1	10	6
ILLINOIS	6 283	15 083	2 825	7 556	9 595	13 692	2 262	2 372	1 979	2 829	3 258	6 376
RAIL	924	1 362	262	781	1 823	2 663	477	545	189	383	586	919
MOTOR CARRIER	3 742	3 531	1 443	2 064	5 358	5 642	1 301	1 105	1 418	1 717	1 507	1 879
ICC	3 718	3 513	1 430	2 038	5 237	5 379	1 286	1 087	1 393	1 668	1 437	1 698
NON-ICC	23	18	13	26	121	263	15	18	25	49	70	181
PRIVATE TRUCK	454	598	548	816	1 796	2 895	358	281	270	387	846	1 876
AIR	48	4	23	(Z)	62	5	18	1	1	(Z)	31	1
WATER	41	239	9	1	124	1 244	43	436	33	336	48	473
PIPELINE	937	9 335	430	3 887	121	1 213	-	-	-	-	121	1 213
PARCEL DELIVERY	132	11	109	6	245	16	63	3	66	5	56	4
OTHER AND UNKNOWN	5	2	1	1	66	14	1	(Z)	2	(Z)	63	13
MICHIGAN	33 800	48 126	2 369	3 710	6 907	4 310	1 133	697	873	450	3 255	2 252
RAIL	4 275	4 703	663	648	4 160	2 599	664	372	275	194	2 030	1 451
MOTOR CARRIER	13 294	17 217	1 235	753	2 266	1 405	387	290	526	225	996	640
ICC	11 305	11 518	1 233	752	2 242	1 387	379	287	524	225	994	639
NON-ICC	1 989	5 699	2	(Z)	24	18	9	3	2	(Z)	2	1
PRIVATE TRUCK	12 738	22 273	357	413	251	256	40	31	50	29	104	128
AIR	34	9	12	1	120	39	10	1	2	(Z)	95	32
WATER	153	2 022	71	1 890	-	-	-	-	-	-	-	-
PIPELINE	518	1 236	-	-	-	-	-	-	-	-	-	-
PARCEL DELIVERY	301	21	18	1	87	5	24	1	15	1	28	1
OTHER AND UNKNOWN	2 486	646	13	4	24	6	8	3	4	1	3	(Z)
WISCONSIN	2 559	2 158	9 869	32 008	4 077	3 944	1 556	1 593	711	837	727	701
RAIL	714	806	359	2 459	1 058	1 268	170	288	75	157	237	392
MOTOR CARRIER	1 335	763	2 726	3 455	2 113	1 658	975	873	380	309	378	233
ICC	1 321	759	2 067	2 950	2 072	1 598	947	821	376	308	378	233
NON-ICC	14	5	660	505	41	60	28	52	4	1	-	-
PRIVATE TRUCK	377	559	5 751	24 900	743	1 004	336	427	236	367	76	73
AIR	37	2	4	(Z)	29	1	22	1	1	(Z)	5	1
WATER	1	3	2	5	(Z)	(Z)	(Z)	(Z)	-	-	-	-
PARCEL DELIVERY	62	5	138	17	126	11	49	3	18	4	30	2
OTHER AND UNKNOWN	34	21	888	1 172	6	3	4	1	1	1	-	-
WEST NORTH CENTRAL												
MINNESOTA	661	737	1 652	5 028	9 307	37 010	6 768	32 090	1 020	1 869	404	436
RAIL	157	395	110	404	500	1 665	175	892	63	356	93	128
MOTOR CARRIER	385	284	986	1 510	3 858	6 708	2 472	5 492	661	480	204	107
ICC	381	279	979	1 491	3 589	5 891	2 214	4 707	658	477	203	107
NON-ICC	5	4	8	18	269	817	258	786	3	3	1	(Z)
PRIVATE TRUCK	90	55	415	2 204	4 214	25 092	3 724	24 088	215	448	13	27
AIR	5	(Z)	10	(Z)	114	2	45	1	2	(Z)	65	1
WATER	1	(Z)	-	-	(Z)	(Z)	(Z)	(Z)	-	-	-	-
PIPELINE	-	-	107	908	397	3 476	182	1 556	66	585	20	171
PARCEL DELIVERY	23	2	22	2	195	19	144	14	13	1	9	1
OTHER AND UNKNOWN	(Z)	(Z)	1	(Z)	28	48	26	47	(Z)	(Z)	(Z)	(Z)
IOWA	905	704	831	1 371	6 356	27 014	942	2 836	2 941	20 104	586	644
RAIL	251	311	117	468	492	2 660	151	455	185	1 787	53	110



TABLE 1. SHIPMENTS BY MANUFACTURING ESTABLISHMENTS--ORIGIN AND MEANS OF TRANSPORT BY DESTINATION: 1977--CON.

VALUE (MILLION DOLLARS) AND TONS (THOUSANDS) OF SHIPMENTS BY DESTINATION--CON.

ORIGIN AND MEANS OF TRANSPORT	WEST NORTH CENTRAL--CON.								SOUTH ATLANTIC			
	NORTH DAKOTA		SOUTH DAKOTA		NEBRASKA		KANSAS		TOTAL		DELAWARE	
	VALUE	TONS	VALUE	TONS	VALUE	TONS	VALUE	TONS	VALUE	TONS	VALUE	TONS
ICC . . . . .	8	2	16	5	56	11	82	14	4 514	2 783	142	113
NON-ICC . . . . .	(Z)	(Z)	-	-	-	-	(Z)	(Z)	56	23	(Z)	(Z)
PRIVATE TRUCK . . . . .	(Z)	(Z)	(Z)	(Z)	(Z)	(Z)	3	2	948	992	127	253
AIR . . . . .	1	(Z)	(Z)	(Z)	4	(Z)	6	(Z)	261	8	(Z)	(Z)
WATER . . . . .	-	-	-	-	-	-	-	-	26	103	12	95
PIPELINE . . . . .	-	-	-	-	-	-	-	-	-	-	-	-
PARCEL DELIVERY . . . . .	2	(Z)	5	(Z)	13	1	8	(Z)	355	18	5	(Z)
OTHER AND UNKNOWN . . . . .	(Z)	(Z)	-	-	3	1	-	-	62	6	(Z)	(Z)
PENNSYLVANIA . . . . .	85	43	29	25	261	142	339	150	10 067	13 798	401	776
RAIL . . . . .	28	25	1	(Z)	28	16	64	65	1 066	2 115	38	55
MOTOR CARRIER . . . . .	33	14	20	21	187	105	211	72	5 814	5 678	217	426
ICC . . . . .	33	13	20	21	175	100	211	72	5 741	5 495	216	415
NON-ICC . . . . .	1	(Z)	-	-	11	6	-	-	73	183	1	12
PRIVATE TRUCK . . . . .	5	4	6	4	16	24	12	2	2 178	3 430	124	292
AIR . . . . .	16	(Z)	(Z)	(Z)	2	(Z)	24	1	234	22	4	(Z)
WATER . . . . .	-	-	-	-	-	-	-	-	285	2 406	6	2
PIPELINE . . . . .	-	-	-	-	-	-	-	-	-	-	-	-
PARCEL DELIVERY . . . . .	2	(Z)	1	(Z)	10	(Z)	12	1	256	16	9	(Z)
OTHER AND UNKNOWN . . . . .	1	(Z)	1	(Z)	18	4	3	(Z)	235	131	3	(Z)
EAST NORTH CENTRAL												
OHIO . . . . .	172	209	49	27	228	126	603	426	9 069	10 440	421	191
RAIL . . . . .	65	160	2	2	63	38	243	188	2 650	5 855	140	78
MOTOR CARRIER . . . . .	99	46	35	22	123	69	222	166	4 786	3 251	268	103
ICC . . . . .	96	44	35	22	122	69	220	165	4 708	3 218	266	98
NON-ICC . . . . .	3	1	-	-	1	(Z)	1	1	77	32	2	5
PRIVATE TRUCK . . . . .	3	3	2	1	16	15	109	69	930	1 259	7	8
AIR . . . . .	2	(Z)	(Z)	(Z)	1	(Z)	14	1	200	14	4	2
WATER . . . . .	-	-	-	-	-	-	-	-	9	1	-	-
PIPELINE . . . . .	-	-	-	-	-	-	-	-	-	-	-	-
PARCEL DELIVERY . . . . .	2	(Z)	5	(Z)	19	2	15	1	302	27	1	(Z)
OTHER AND UNKNOWN . . . . .	-	-	5	2	7	3	-	-	192	33	-	-
INDIANA . . . . .	114	58	52	14	232	293	664	441	3 985	3 447	128	64
RAIL . . . . .	(Z)	(Z)	4	2	41	128	154	201	1 411	1 735	68	33
MOTOR CARRIER . . . . .	54	26	42	12	153	146	444	186	1 932	1 410	53	29
ICC . . . . .	26	42	42	12	153	146	444	185	1 896	1 375	53	29
NON-ICC . . . . .	-	-	-	-	-	-	(Z)	(Z)	36	35	-	-
PRIVATE TRUCK . . . . .	55	29	1	(Z)	29	18	47	37	379	256	2	1
AIR . . . . .	(Z)	(Z)	3	(Z)	(Z)	(Z)	7	1	63	6	4	1
WATER . . . . .	-	-	-	-	-	-	-	-	(Z)	(Z)	-	-
PIPELINE . . . . .	-	-	-	-	-	-	-	-	-	-	-	-
PARCEL DELIVERY . . . . .	4	(Z)	2	(Z)	8	(Z)	5	(Z)	106	5	1	(Z)
OTHER AND UNKNOWN . . . . .	1	2	(Z)	(Z)	1	1	17	6	94	35	-	-
ILLINOIS . . . . .	288	263	198	170	756	789	854	893	6 948	4 706	169	132
RAIL . . . . .	104	98	30	31	195	347	242	340	2 393	2 476	79	110
MOTOR CARRIER . . . . .	158	138	121	100	407	347	446	355	3 423	1 829	65	18
ICC . . . . .	158	138	116	95	403	341	444	352	3 396	1 798	65	18
NON-ICC . . . . .	-	-	5	5	4	6	2	4	27	31	-	-
PRIVATE TRUCK . . . . .	21	27	41	39	121	90	139	195	641	360	21	4
AIR . . . . .	1	(Z)	-	-	7	2	5	(Z)	140	15	1	(Z)
WATER . . . . .	-	-	-	-	-	-	-	-	4	1	-	-
PIPELINE . . . . .	-	-	-	-	-	-	-	-	-	-	-	-
PARCEL DELIVERY . . . . .	5	(Z)	6	(Z)	26	1	23	2	312	20	4	1
OTHER AND UNKNOWN . . . . .	(Z)	(Z)	-	-	(Z)	(Z)	-	-	36	6	(Z)	(Z)
MICHIGAN . . . . .	79	48	103	50	225	131	1 239	682	7 723	4 513	891	681
RAIL . . . . .	18	7	61	26	138	64	973	485	3 751	2 399	560	405
MOTOR CARRIER . . . . .	50	37	37	22	73	59	196	131	2 824	1 533	261	216
ICC . . . . .	50	37	37	22	66	54	193	123	2 820	1 526	261	216
NON-ICC . . . . .	1	1	(Z)	(Z)	7	5	4	9	4	7	-	-
PRIVATE TRUCK . . . . .	7	3	1	(Z)	6	7	44	58	368	346	55	56
AIR . . . . .	(Z)	(Z)	-	-	2	(Z)	12	6	88	14	8	3
WATER . . . . .	-	-	-	-	-	-	-	-	-	-	-	-
PIPELINE . . . . .	-	-	-	-	-	-	-	-	-	-	-	-
PARCEL DELIVERY . . . . .	2	(Z)	1	1	5	(Z)	12	(Z)	115	12	5	(Z)
OTHER AND UNKNOWN . . . . .	1	(Z)	3	1	2	(Z)	2	(Z)	576	210	1	(Z)
WISCONSIN . . . . .	238	187	82	59	211	249	552	318	3 109	1 993	55	27
RAIL . . . . .	127	96	16	10	83	126	350	199	1 053	1 141	26	8
MOTOR CARRIER . . . . .	87	55	39	25	85	74	169	90	1 514	709	23	18
ICC . . . . .	84	54	39	25	80	67	169	90	1 488	690	17	10
NON-ICC . . . . .	3	1	-	-	5	6	-	-	26	19	6	9
PRIVATE TRUCK . . . . .	15	35	22	24	35	49	29	395	129	2	1	1
AIR . . . . .	(Z)	(Z)	1	(Z)	(Z)	(Z)	(Z)	(Z)	32	2	1	(Z)
WATER . . . . .	-	-	-	-	-	-	-	-	2	(Z)	-	-
PIPELINE . . . . .	-	-	-	-	-	-	-	-	-	-	-	-
PARCEL DELIVERY . . . . .	7	(Z)	5	(Z)	7	(Z)	11	1	107	9	3	(Z)
OTHER AND UNKNOWN . . . . .	1	(Z)	-	-	-	-	(Z)	(Z)	5	2	-	-
WEST NORTH CENTRAL												
MINNESOTA . . . . .	393	691	140	320	308	1 050	274	553	1 254	742	25	11
RAIL . . . . .	22	20	1	1	26	95	121	174	355	466	6	3
MOTOR CARRIER . . . . .	219	182	74	142	137	239	90	64	658	222	19	8
ICC . . . . .	217	180	70	118	137	239	89	64	644	212	16	6
NON-ICC . . . . .	2	3	5	24	(Z)	1	(Z)	(Z)	14	10	2	2
PRIVATE TRUCK . . . . .	117	264	48	155	69	56	27	55	68	46	-	-
AIR . . . . .	(Z)	(Z)	1	(Z)	(Z)	(Z)	1	(Z)	127	4	1	(Z)
WATER . . . . .	-	-	-	-	-	-	-	-	(Z)	(Z)	-	-
PIPELINE . . . . .	25	223	2	21	74	660	29	260	-	-	-	-
PARCEL DELIVERY . . . . .	9	1	12	1	2	(Z)	7	1	45	3	(Z)	(Z)
OTHER AND UNKNOWN . . . . .	-	-	2	1	-	-	-	-	1	(Z)	-	-
IOWA . . . . .	563	460	231	887	472	1 416	622	668	1 919	1 357	9	9
RAIL . . . . .	26	47	13	164	20	32	44	65	494	620	2	8

TABLE 1. SHIPMENTS BY MANUFACTURING ESTABLISHMENTS--ORIGIN AND MEANS OF TRANSPORT BY DESTINATION: 1977--CON.

VALUE (MILLION DOLLARS) AND TONS (THOUSANDS) OF SHIPMENTS BY DESTINATION--CON.

ORIGIN AND MEANS OF TRANSPORT	SOUTH ATLANTIC--CON.											
	MARYLAND		DISTRICT OF COL.		VIRGINIA		WEST VIRGINIA		NORTH CAROLINA		SOUTH CAROLINA	
	VALUE	TONS	VALUE	TONS	VALUE	TONS	VALUE	TONS	VALUE	TONS	VALUE	TONS
ICC . . . . .	960	1 035	99	53	838	483	235	183	784	370	201	80
NON-ICC . . . . .	9	2	7	1	8	2	4	1	12	8	(Z)	(Z)
PRIVATE TRUCK . . . . .	242	313	13	4	72	45	60	48	152	210	172	28
AIR . . . . .	11	1	1	(Z)	16	(Z)	(Z)	(Z)	50	1	6	1
WATER . . . . .	-	-	-	-	-	-	-	-	-	-	-	-
PIPELINE . . . . .	-	-	-	-	-	-	-	-	-	-	-	-
PARCEL DELIVERY . . . . .	65	3	8	1	60	2	9	(Z)	49	3	41	3
OTHER AND UNKNOWN . . . . .	2	(Z)	1	(Z)	1	(Z)	-	-	1	(Z)	(Z)	(Z)
PENNSYLVANIA . . . . .	3 287	6 459	127	128	1 442	1 717	911	1 638	1 216	1 122	480	495
RAIL . . . . .	241	627	5	16	254	423	75	153	101	254	44	184
MOTOR CARRIER . . . . .	1 724	2 172	89	88	746	756	583	614	755	524	323	250
ICC . . . . .	1 698	2 096	88	87	730	687	575	609	755	524	313	242
NON-ICC . . . . .	26	76	(Z)	(Z)	16	69	7	5	-	-	10	7
PRIVATE TRUCK . . . . .	939	1 550	22	24	310	522	196	479	267	333	94	61
AIR . . . . .	35	2	(Z)	(Z)	12	1	(Z)	(Z)	19	1	5	(Z)
WATER . . . . .	249	2 012	-	-	-	-	21	387	-	-	-	-
PIPELINE . . . . .	-	-	-	-	-	-	-	-	-	-	-	-
PARCEL DELIVERY . . . . .	37	2	8	1	66	4	23	2	37	3	11	1
OTHER AND UNKNOWN . . . . .	61	96	3	(Z)	54	11	12	2	36	7	3	(Z)
EAST NORTH CENTRAL												
OHIO . . . . .	1 589	2 307	86	44	1 215	1 027	925	3 779	1 141	935	550	318
RAIL . . . . .	472	1 549	1	2	309	467	135	2 466	279	380	87	58
MOTOR CARRIER . . . . .	815	668	48	26	713	456	494	643	511	321	407	232
ICC . . . . .	797	663	48	26	710	456	492	642	492	313	404	231
NON-ICC . . . . .	18	6	1	3	3	1	3	1	20	7	4	1
PRIVATE TRUCK . . . . .	100	82	9	12	94	94	259	666	236	221	38	26
AIR . . . . .	65	3	3	(Z)	39	2	1	(Z)	18	1	7	1
WATER . . . . .	5	1	-	-	4	(Z)	-	-	-	-	-	-
PIPELINE . . . . .	-	-	-	-	-	-	-	-	-	-	-	-
PARCEL DELIVERY . . . . .	20	1	16	3	44	6	36	4	80	7	11	1
OTHER AND UNKNOWN . . . . .	112	4	8	2	11	1	(Z)	(Z)	17	5	1	(Z)
INDIANA . . . . .	812	626	27	14	392	343	203	413	444	565	245	241
RAIL . . . . .	472	445	1	2	128	138	46	288	92	132	55	78
MOTOR CARRIER . . . . .	232	116	15	10	186	161	98	84	268	373	173	155
ICC . . . . .	231	116	11	5	183	160	94	80	267	373	173	155
NON-ICC . . . . .	2	1	4	5	2	(Z)	4	4	1	1	-	-
PRIVATE TRUCK . . . . .	69	47	1	2	59	41	47	37	61	55	10	8
AIR . . . . .	7	2	8	(Z)	5	(Z)	(Z)	(Z)	3	1	1	(Z)
WATER . . . . .	(Z)	(Z)	-	-	-	-	-	-	-	-	-	-
PIPELINE . . . . .	-	-	-	-	-	-	-	-	-	-	-	-
PARCEL DELIVERY . . . . .	13	1	2	(Z)	11	(Z)	6	(Z)	12	1	6	(Z)
OTHER AND UNKNOWN . . . . .	19	14	(Z)	(Z)	3	2	6	3	7	3	(Z)	(Z)
ILLINOIS . . . . .	1 168	680	69	39	835	531	512	367	920	807	379	263
RAIL . . . . .	471	322	5	10	296	314	226	190	236	493	171	149
MOTOR CARRIER . . . . .	588	314	51	28	368	170	231	138	521	267	136	78
ICC . . . . .	588	314	49	28	368	170	231	138	520	265	136	78
NON-ICC . . . . .	(Z)	(Z)	2	(Z)	(Z)	(Z)	-	-	1	2	-	-
PRIVATE TRUCK . . . . .	52	39	(Z)	1	79	45	33	37	88	43	44	33
AIR . . . . .	16	2	5	(Z)	26	1	6	(Z)	21	1	10	1
WATER . . . . .	4	1	-	-	-	-	-	-	-	-	-	-
PIPELINE . . . . .	-	-	-	-	-	-	-	-	-	-	-	-
PARCEL DELIVERY . . . . .	36	3	8	(Z)	65	2	13	1	54	4	17	1
OTHER AND UNKNOWN . . . . .	(Z)	(Z)	(Z)	(Z)	(Z)	(Z)	2	(Z)	(Z)	(Z)	(Z)	(Z)
MICHIGAN . . . . .	1 782	1 008	56	25	733	538	322	273	963	403	249	100
RAIL . . . . .	589	544	1	7	274	233	46	95	493	173	139	50
MOTOR CARRIER . . . . .	542	245	52	17	371	237	247	128	360	172	89	40
ICC . . . . .	539	240	52	17	371	237	247	128	359	172	89	40
NON-ICC . . . . .	2	6	-	-	-	-	-	-	(Z)	(Z)	-	-
PRIVATE TRUCK . . . . .	65	12	-	-	58	65	23	49	71	52	14	10
AIR . . . . .	27	3	(Z)	(Z)	9	1	-	-	5	(Z)	1	(Z)
WATER . . . . .	-	-	-	-	-	-	-	-	-	-	-	-
PIPELINE . . . . .	-	-	-	-	-	-	-	-	-	-	-	-
PARCEL DELIVERY . . . . .	16	2	2	(Z)	17	2	5	(Z)	20	2	6	(Z)
OTHER AND UNKNOWN . . . . .	545	201	(Z)	(Z)	4	1	(Z)	(Z)	13	3	1	(Z)
WISCONSIN . . . . .	606	329	44	22	298	272	107	75	466	331	315	196
RAIL . . . . .	273	175	8	5	93	192	31	44	166	208	187	145
MOTOR CARRIER . . . . .	294	146	33	17	171	67	58	27	223	101	97	40
ICC . . . . .	294	146	33	17	171	67	58	27	220	99	97	40
NON-ICC . . . . .	(Z)	(Z)	-	-	-	-	-	-	3	1	-	-
PRIVATE TRUCK . . . . .	22	6	2	1	22	12	12	4	41	19	18	10
AIR . . . . .	5	(Z)	-	-	4	(Z)	(Z)	(Z)	12	(Z)	(Z)	(Z)
WATER . . . . .	-	-	-	-	-	-	-	-	-	-	-	-
PIPELINE . . . . .	-	-	-	-	-	-	-	-	-	-	-	-
PARCEL DELIVERY . . . . .	10	1	1	(Z)	9	(Z)	7	1	24	3	13	1
OTHER AND UNKNOWN . . . . .	1	(Z)	-	-	-	-	-	-	-	-	-	-
WEST NORTH CENTRAL												
MINNESOTA . . . . .	131	113	49	27	143	101	52	30	140	54	90	45
RAIL . . . . .	23	75	37	20	26	57	9	14	8	18	55	35
MOTOR CARRIER . . . . .	69	33	11	4	96	35	40	16	117	28	26	9
ICC . . . . .	66	31	11	4	96	35	40	16	116	28	26	9
NON-ICC . . . . .	2	5	-	-	(Z)	(Z)	-	-	(Z)	(Z)	-	-
PRIVATE TRUCK . . . . .	29	5	(Z)	(Z)	4	8	(Z)	(Z)	4	6	(Z)	(Z)
AIR . . . . .	3	(Z)	1	3	9	(Z)	1	(Z)	1	(Z)	5	(Z)
WATER . . . . .	-	-	-	-	(Z)	(Z)	-	-	-	-	-	-
PIPELINE . . . . .	-	-	-	-	-	-	-	-	-	-	-	-
PARCEL DELIVERY . . . . .	6	(Z)	(Z)	(Z)	8	1	1	(Z)	10	1	5	(Z)
OTHER AND UNKNOWN . . . . .	(Z)	(Z)	-	-	-	-	1	(Z)	-	-	-	-
IOWA . . . . .	191	153	7	1	231	108	147	98	502	379	66	56
RAIL . . . . .	64	89	-	-	28	38	98	77	113	159	17	27

TABLE 1. SHIPMENTS BY MANUFACTURING ESTABLISHMENTS--ORIGIN AND MEANS OF TRANSPORT BY DESTINATION: 1977--CON.

VALUE (MILLION DOLLARS) AND TONS (THOUSANDS) OF SHIPMENTS BY DESTINATION--CON.

ORIGIN AND MEANS OF TRANSPORT	SOUTH ATLANTIC--CON.				EAST SOUTH CENTRAL							
	GEORGIA		FLORIDA		TOTAL		KENTUCKY		TENNESSEE		ALABAMA	
	VALUE	TONS	VALUE	TONS	VALUE	TONS	VALUE	TONS	VALUE	TONS	VALUE	TONS
ICC . . . . .	678	207	577	259	930	378	233	154	351	101	213	75
NON-ICC . . . . .	13	8	3	1	68	32	5	1	5	1	58	30
PRIVATE TRUCK . . . . .	42	23	67	67	103	76	33	20	42	24	13	24
AIR . . . . .	14	1	163	5	35	2	6	1	12	(Z)	5	(Z)
WATER . . . . .	-	-	14	8	-	-	-	-	-	-	-	-
PIPELINE . . . . .	-	-	-	-	-	-	-	-	-	-	-	-
PARCEL DELIVERY . . . . .	49	2	68	4	88	7	21	1	28	2	31	4
OTHER AND UNKNOWN . . . . .	4	1	53	5	3	(Z)	(Z)	(Z)	2	(Z)	1	(Z)
PENNSYLVANIA . . . . .	1 120	699	1 085	765	2 471	2 999	765	1 393	791	698	631	506
RAIL . . . . .	140	187	167	217	537	1 240	196	565	77	146	132	213
MOTOR CARRIER . . . . .	674	381	703	468	1 340	1 075	413	360	490	423	330	222
ICC . . . . .	662	367	703	468	1 337	1 072	412	358	488	422	329	222
NON-ICC . . . . .	12	13	1	1	3	3	1	2	1	(Z)	1	(Z)
PRIVATE TRUCK . . . . .	166	118	59	51	352	580	77	389	127	120	126	57
AIR . . . . .	70	4	89	15	58	2	6	(Z)	40	1	7	(Z)
WATER . . . . .	(Z)	(Z)	8	6	18	56	18	56	-	-	-	-
PIPELINE . . . . .	-	-	-	-	-	-	-	-	-	-	-	-
PARCEL DELIVERY . . . . .	31	2	35	2	62	11	21	1	21	1	14	9
OTHER AND UNKNOWN . . . . .	38	8	24	6	104	36	35	21	35	8	22	5
EAST NORTH CENTRAL												
OHIO . . . . .	2 003	1 113	1 139	726	4 904	7 082	2 290	4 733	1 561	1 472	631	595
RAIL . . . . .	866	532	361	322	1 204	1 944	420	779	444	675	152	319
MOTOR CARRIER . . . . .	928	496	600	306	2 342	1 681	860	739	889	623	403	234
ICC . . . . .	917	491	582	299	2 318	1 667	854	734	880	617	394	231
NON-ICC . . . . .	11	4	17	6	24	14	6	5	9	6	9	3
PRIVATE TRUCK . . . . .	135	75	52	76	1 172	3 439	949	3 210	166	167	35	39
AIR . . . . .	21	3	44	2	21	1	3	(Z)	10	(Z)	3	(Z)
WATER . . . . .	-	-	-	-	-	-	-	-	-	-	-	-
PIPELINE . . . . .	-	-	-	-	-	-	-	-	-	-	-	-
PARCEL DELIVERY . . . . .	43	3	50	3	140	10	55	5	32	2	37	3
OTHER AND UNKNOWN . . . . .	9	4	34	17	26	7	3	3	20	5	2	1
INDIANA . . . . .	1 107	794	626	386	2 544	3 909	1 211	2 393	779	847	339	474
RAIL . . . . .	399	488	148	131	536	1 057	248	466	132	201	124	319
MOTOR CARRIER . . . . .	577	264	330	218	1 368	2 052	624	1 380	448	458	147	109
ICC . . . . .	575	263	309	195	1 347	2 034	622	1 376	436	452	140	100
NON-ICC . . . . .	2	1	21	23	22	18	2	4	5	7	9	9
PRIVATE TRUCK . . . . .	63	31	67	33	574	786	324	544	183	184	41	42
AIR . . . . .	29	2	7	(Z)	8	1	1	(Z)	2	(Z)	5	1
WATER . . . . .	-	-	-	-	-	-	-	-	-	-	-	-
PIPELINE . . . . .	-	-	-	-	-	-	-	-	-	-	-	-
PARCEL DELIVERY . . . . .	19	1	36	1	36	3	9	1	12	1	12	1
OTHER AND UNKNOWN . . . . .	21	9	38	3	21	9	5	1	3	3	10	4
ILLINOIS . . . . .	1 616	1 016	1 281	870	5 254	13 668	1 977	8 665	2 169	3 840	787	857
RAIL . . . . .	445	433	464	455	1 304	1 867	510	731	405	586	257	429
MOTOR CARRIER . . . . .	821	462	641	355	2 298	1 803	928	612	767	676	454	366
ICC . . . . .	816	452	623	335	2 284	1 783	922	605	760	665	453	365
NON-ICC . . . . .	6	10	18	20	13	21	5	6	7	11	1	1
PRIVATE TRUCK . . . . .	286	115	36	44	541	821	240	484	238	243	37	59
AIR . . . . .	6	1	50	8	39	2	7	(Z)	19	1	12	1
WATER . . . . .	-	-	-	-	476	3 141	84	860	392	2 282	-	-
PIPELINE . . . . .	-	-	-	-	174	5 975	174	5 975	-	-	-	-
PARCEL DELIVERY . . . . .	53	4	62	4	109	8	35	2	35	3	27	1
OTHER AND UNKNOWN . . . . .	4	1	29	4	314	51	(Z)	(Z)	313	50	(Z)	(Z)
MICHIGAN . . . . .	1 493	1 015	1 235	471	2 789	1 580	1 174	766	887	550	545	195
RAIL . . . . .	1 013	666	637	226	979	543	375	231	331	218	154	66
MOTOR CARRIER . . . . .	402	275	500	203	1 472	766	693	428	373	191	352	120
ICC . . . . .	401	273	500	203	1 470	758	693	428	373	191	350	112
NON-ICC . . . . .	1	2	-	-	2	8	-	-	-	-	2	8
PRIVATE TRUCK . . . . .	36	68	47	33	278	265	90	115	159	139	26	8
AIR . . . . .	12	5	26	2	12	3	5	2	3	1	5	1
WATER . . . . .	-	-	-	-	-	-	-	-	-	-	-	-
PIPELINE . . . . .	-	-	-	-	-	-	-	-	-	-	-	-
PARCEL DELIVERY . . . . .	29	1	16	5	40	3	11	1	18	2	8	(Z)
OTHER AND UNKNOWN . . . . .	2	1	9	3	7	1	1	(Z)	4	1	(Z)	(Z)
WISCONSIN . . . . .	439	302	779	438	1 344	1 002	334	333	509	425	346	179
RAIL . . . . .	106	157	162	206	265	456	93	192	118	175	40	72
MOTOR CARRIER . . . . .	241	110	374	183	838	414	171	106	335	191	242	85
ICC . . . . .	235	107	364	178	834	413	171	106	331	190	241	85
NON-ICC . . . . .	6	3	10	5	3	2	(Z)	(Z)	3	1	(Z)	(Z)
PRIVATE TRUCK . . . . .	66	33	211	45	160	124	52	33	42	57	25	19
AIR . . . . .	1	(Z)	9	1	35	3	4	(Z)	3	(Z)	28	3
WATER . . . . .	2	(Z)	-	-	-	-	-	-	-	-	-	-
PARCEL DELIVERY . . . . .	21	1	19	2	46	4	15	1	12	1	12	1
OTHER AND UNKNOWN . . . . .	(Z)	(Z)	4	2	(Z)	(Z)	(Z)	(Z)	(Z)	(Z)	-	-
WEST NORTH CENTRAL												
MINNESOTA . . . . .	221	98	403	264	493	345	74	55	263	229	114	48
RAIL . . . . .	34	43	158	202	176	242	17	29	125	185	34	28
MOTOR CARRIER . . . . .	138	47	142	41	235	94	51	22	90	41	59	19
ICC . . . . .	136	46	136	37	228	87	51	22	86	36	59	19
NON-ICC . . . . .	2	2	6	4	7	7	-	-	5	5	-	-
PRIVATE TRUCK . . . . .	10	7	21	20	13	5	1	2	5	2	3	(Z)
AIR . . . . .	35	(Z)	71	1	18	1	2	(Z)	7	(Z)	9	(Z)
WATER . . . . .	-	-	-	-	-	-	-	-	-	-	-	-
PIPELINE . . . . .	-	-	-	-	-	-	-	-	-	-	-	-
PARCEL DELIVERY . . . . .	4	(Z)	11	1	51	2	3	(Z)	36	1	10	1
OTHER AND UNKNOWN . . . . .	(Z)	(Z)	-	-	-	-	-	-	-	-	-	-
IOWA . . . . .	407	332	360	221	990	1 029	187	153	576	525	123	259
RAIL . . . . .	100	153	72	69	235	652	18	93	166	294	31	203



TABLE 1. SHIPMENTS BY MANUFACTURING ESTABLISHMENTS--ORIGIN AND MEANS OF TRANSPORT BY DESTINATION: 1977--CON.

VALUE (MILLION DOLLARS) AND TONS (THOUSANDS) OF SHIPMENTS BY DESTINATION--CON.

ORIGIN AND MEANS OF TRANSPORT	EAST SOUTH CENTRAL--CON.				WEST SOUTH CENTRAL							
	MISSISSIPPI		TOTAL		ARKANSAS		LOUISIANA		OKLAHOMA		TEXAS	
	VALUE	TONS	VALUE	TONS	VALUE	TONS	VALUE	TONS	VALUE	TONS	VALUE	TONS
ICC. . . . .	132	48	1 090	351	56	30	114	39	99	21	820	262
NON-ICC. . . . .	(Z)	(Z)	51	27	9	2	-	-	1	(Z)	41	24
PRIVATE TRUCK. . . . .	15	8	500	52	41	4	2	1	2	1	454	46
AIR. . . . .	13	(Z)	96	3	3	(Z)	28	(Z)	14	(Z)	50	2
WATER. . . . .	-	-	152	474	-	-	1	1	-	-	151	474
PIPELINE. . . . .	-	-	-	-	-	-	-	-	-	-	-	-
PARCEL DELIVERY. . . . .	8	1	171	7	15	1	15	1	22	1	119	5
OTHER AND UNKNOWN. . . . .	-	-	16	1	1	(Z)	4	(Z)	5	(Z)	7	1
PENNSYLVANIA . . . . .	284	402	4 625	4 200	162	136	821	490	541	448	3 100	3 126
RAIL . . . . .	131	316	961	1 314	12	19	108	151	142	224	699	920
MOTOR CARRIER. . . . .	108	70	2 618	1 219	127	101	566	276	288	100	1 636	743
ICC. . . . .	108	70	2 610	1 212	127	101	565	274	288	100	1 630	738
NON-ICC. . . . .	-	-	8	7	-	-	2	2	-	-	6	5
PRIVATE TRUCK. . . . .	22	14	195	195	5	5	36	5	48	119	105	67
AIR. . . . .	5	(Z)	145	4	4	(Z)	16	4	27	(Z)	98	2
WATER. . . . .	-	-	467	1 430	4	12	35	49	-	-	427	1 369
PIPELINE. . . . .	-	-	-	-	-	-	-	-	-	-	-	-
PARCEL DELIVERY. . . . .	6	(Z)	108	5	7	(Z)	29	1	15	1	57	2
OTHER AND UNKNOWN. . . . .	11	2	132	33	3	(Z)	30	6	21	4	78	23
EAST NORTH CENTRAL												
OHIO . . . . .	422	281	4 905	3 275	309	223	762	383	644	391	3 190	2 277
RAIL . . . . .	187	171	1 953	1 867	33	51	340	225	283	246	1 297	1 345
MOTOR CARRIER. . . . .	190	85	2 267	1 047	188	133	374	143	244	80	1 460	691
ICC. . . . .	190	85	2 227	1 033	183	130	366	141	243	79	1 435	683
NON-ICC. . . . .	1	(Z)	40	14	5	3	8	2	1	(Z)	25	9
PRIVATE TRUCK. . . . .	23	24	331	324	46	33	10	11	35	62	241	218
AIR. . . . .	5	(Z)	161	5	4	(Z)	16	1	68	1	72	4
WATER. . . . .	-	-	-	-	-	-	-	-	-	-	-	-
PIPELINE. . . . .	-	-	-	-	-	-	-	-	-	-	-	-
PARCEL DELIVERY. . . . .	16	1	128	9	23	1	17	2	8	1	81	5
OTHER AND UNKNOWN. . . . .	1	(Z)	65	23	15	5	5	2	6	2	40	14
INDIANA . . . . .	214	195	3 038	1 859	345	409	401	196	325	358	1 966	895
RAIL . . . . .	33	71	659	871	140	270	86	64	102	256	332	281
MOTOR CARRIER. . . . .	149	106	1 860	679	114	102	285	126	193	75	1 268	375
ICC. . . . .	149	106	1 855	677	113	102	282	126	193	75	1 266	375
NON-ICC. . . . .	-	-	4	1	(Z)	2	2	(Z)	2	-	1	1
PRIVATE TRUCK. . . . .	26	16	336	203	82	36	14	5	15	25	225	138
AIR. . . . .	(Z)	(Z)	20	2	1	(Z)	3	(Z)	(Z)	(Z)	15	1
WATER. . . . .	-	-	-	-	-	-	-	-	-	-	-	-
PIPELINE. . . . .	-	-	-	-	-	-	-	-	-	-	-	-
PARCEL DELIVERY. . . . .	4	(Z)	61	3	4	(Z)	13	1	10	1	34	2
OTHER AND UNKNOWN. . . . .	3	1	103	101	5	1	1	1	5	2	91	98
ILLINOIS . . . . .	322	305	6 382	5 968	871	599	1 609	1 479	747	1 630	3 155	2 260
RAIL . . . . .	132	120	2 093	2 018	275	277	598	407	157	220	1 063	1 113
MOTOR CARRIER. . . . .	149	149	2 752	1 442	240	178	518	243	341	169	1 654	852
ICC. . . . .	149	148	2 735	1 426	238	172	516	242	341	169	1 641	843
NON-ICC. . . . .	1	2	17	16	2	6	2	1	-	-	13	9
PRIVATE TRUCK. . . . .	26	35	582	346	266	95	30	13	86	74	199	164
AIR. . . . .	1	(Z)	161	21	5	2	81	15	8	1	68	5
WATER. . . . .	-	-	341	945	13	39	301	792	-	-	28	113
PIPELINE. . . . .	-	-	120	1 165	-	-	-	-	120	1 165	-	-
PARCEL DELIVERY. . . . .	12	1	233	16	36	1	32	3	36	2	130	10
OTHER AND UNKNOWN. . . . .	(Z)	(Z)	100	15	36	7	51	6	-	-	13	3
MICHIGAN . . . . .	182	69	3 755	1 753	261	107	423	255	646	216	2 425	1 175
RAIL . . . . .	119	38	2 505	1 177	122	60	300	181	476	150	1 607	786
MOTOR CARRIER. . . . .	54	28	975	408	124	39	98	34	123	57	630	278
ICC. . . . .	54	28	972	400	124	39	98	34	123	57	627	270
NON-ICC. . . . .	-	-	3	9	-	-	-	-	-	-	3	9
PRIVATE TRUCK. . . . .	3	3	156	154	6	5	9	38	19	8	121	103
AIR. . . . .	(Z)	(Z)	39	4	1	(Z)	4	1	10	(Z)	24	4
WATER. . . . .	-	-	-	-	-	-	-	-	-	-	-	-
PIPELINE. . . . .	-	-	-	-	-	-	-	-	-	-	-	-
PARCEL DELIVERY. . . . .	2	(Z)	64	5	6	2	10	1	12	1	36	2
OTHER AND UNKNOWN. . . . .	2	(Z)	17	4	2	(Z)	3	1	5	1	7	2
WISCONSIN. . . . .	154	65	1 674	1 046	173	90	293	122	197	118	1 012	717
RAIL . . . . .	15	18	497	626	25	24	61	64	67	67	347	472
MOTOR CARRIER. . . . .	91	32	991	377	134	57	212	56	106	49	540	215
ICC. . . . .	91	32	969	365	131	52	203	53	106	49	530	210
NON-ICC. . . . .	-	-	23	13	3	4	9	3	-	-	10	5
PRIVATE TRUCK. . . . .	41	15	74	36	7	8	3	1	9	1	55	26
AIR. . . . .	(Z)	(Z)	45	2	(Z)	(Z)	9	2	(Z)	(Z)	35	1
WATER. . . . .	-	-	(Z)	(Z)	-	-	(Z)	(Z)	-	-	-	-
PIPELINE. . . . .	7	1	65	4	6	(Z)	7	(Z)	16	1	36	3
PARCEL DELIVERY. . . . .	-	-	1	1	1	1	(Z)	1	-	-	(Z)	(Z)
OTHER AND UNKNOWN. . . . .	-	-	-	-	-	-	-	-	-	-	-	-
WEST NORTH CENTRAL												
MINNESOTA. . . . .	42	13	1 193	837	61	34	191	178	116	39	824	586
RAIL . . . . .	1	1	502	553	12	21	35	83	51	24	404	425
MOTOR CARRIER. . . . .	35	11	498	197	46	13	81	28	45	13	326	143
ICC. . . . .	33	10	486	187	46	12	77	25	45	12	319	138
NON-ICC. . . . .	2	2	12	10	(Z)	1	4	(Z)	1	1	7	5
PRIVATE TRUCK. . . . .	4	1	38	21	-	-	6	5	2	1	29	15
AIR. . . . .	(Z)	(Z)	66	2	(Z)	(Z)	18	(Z)	12	1	35	1
WATER. . . . .	-	-	35	61	-	-	35	61	-	-	-	-
PIPELINE. . . . .	-	-	-	-	-	-	-	-	-	-	-	-
PARCEL DELIVERY. . . . .	2	(Z)	54	4	3	(Z)	15	1	6	(Z)	29	2
OTHER AND UNKNOWN. . . . .	-	-	1	(Z)	-	-	-	-	-	-	1	(Z)
IOWA . . . . .	103	93	1 990	1 418	115	59	348	429	464	236	1 064	694
RAIL . . . . .	19	62	376	592	23	30	156	209	19	45	178	308

TABLE 1. SHIPMENTS BY MANUFACTURING ESTABLISHMENTS--ORIGIN AND MEANS OF TRANSPORT BY DESTINATION: 1977--CON.

VALUE (MILLION DOLLARS) AND TONS (THOUSANDS) OF SHIPMENTS BY DESTINATION--CON.

ORIGIN AND MEANS OF TRANSPORT	MOUNTAIN											
	TOTAL		MONTANA		IDAHOO		WYOMING		COLORADO		NEW MEXICO	
	VALUE	TONS	VALUE	TONS	VALUE	TONS	VALUE	TONS	VALUE	TONS	VALUE	TONS
ICC . . . . .	343	86	8	2	23	3	24	3	103	40	18	1
NON-ICC . . . . .	2	1	-	-	-	-	-	-	1	(Z)	-	-
PRIVATE TRUCK . . . . .	14	3	-	-	-	-	-	-	5	2	6	1
AIR . . . . .	213	12	2	(Z)	1	(Z)	(Z)	(Z)	13	(Z)	22	(Z)
WATER . . . . .	-	-	-	-	-	-	-	-	-	-	-	-
PIPELINE . . . . .	-	-	-	-	-	-	-	-	-	-	-	-
PARCEL DELIVERY . . . . .	45	2	6	(Z)	3	(Z)	1	(Z)	14	1	1	(Z)
OTHER AND UNKNOWN . . . . .	6	(Z)	(Z)	(Z)	-	-	-	-	4	(Z)	1	(Z)
PENNSYLVANIA . . . . .	1 122	395	137	37	46	14	72	24	308	132	146	51
RAIL . . . . .	222	157	32	20	1	1	19	7	81	72	1	14
MOTOR CARRIER . . . . .	738	211	91	17	36	7	47	16	172	52	105	31
ICC . . . . .	716	198	91	17	36	7	42	13	172	52	93	22
NON-ICC . . . . .	22	13	-	-	-	-	5	3	-	-	12	9
PRIVATE TRUCK . . . . .	34	14	3	(Z)	6	6	-	-	12	5	1	(Z)
AIR . . . . .	33	1	1	(Z)	(Z)	(Z)	1	(Z)	15	1	2	(Z)
WATER . . . . .	-	-	-	-	-	-	-	-	-	-	-	-
PIPELINE . . . . .	-	-	-	-	-	-	-	-	-	-	-	-
PARCEL DELIVERY . . . . .	34	2	1	(Z)	2	(Z)	1	(Z)	10	(Z)	5	(Z)
OTHER AND UNKNOWN . . . . .	62	9	9	(Z)	1	(Z)	4	1	17	3	24	5
EAST NORTH CENTRAL												
OHIO . . . . .	1 553	907	133	92	37	17	45	37	477	232	184	73
RAIL . . . . .	664	547	68	71	4	7	22	16	203	122	81	56
MOTOR CARRIER . . . . .	704	299	62	21	29	10	17	21	219	86	72	15
ICC . . . . .	691	289	60	19	26	8	17	21	216	84	70	14
NON-ICC . . . . .	13	10	2	1	2	2	(Z)	(Z)	3	2	2	1
PRIVATE TRUCK . . . . .	58	51	(Z)	(Z)	(Z)	(Z)	(Z)	(Z)	23	19	3	1
AIR . . . . .	56	2	1	(Z)	1	(Z)	4	(Z)	14	(Z)	10	1
WATER . . . . .	-	-	-	-	-	-	-	-	-	-	-	-
PIPELINE . . . . .	-	-	-	-	-	-	-	-	-	-	-	-
PARCEL DELIVERY . . . . .	67	4	3	(Z)	3	(Z)	1	(Z)	17	2	17	(Z)
OTHER AND UNKNOWN . . . . .	4	3	-	-	1	(Z)	-	-	1	3	(Z)	(Z)
INDIANA . . . . .	782	494	49	91	50	14	27	22	341	258	44	24
RAIL . . . . .	207	232	24	78	9	4	2	1	100	96	8	8
MOTOR CARRIER . . . . .	435	213	12	8	21	7	19	20	193	135	21	11
ICC . . . . .	427	210	12	8	21	7	19	20	193	135	21	11
NON-ICC . . . . .	8	3	-	-	-	-	-	-	(Z)	(Z)	-	-
PRIVATE TRUCK . . . . .	88	41	12	4	18	3	3	1	26	22	10	3
AIR . . . . .	11	1	-	-	(Z)	(Z)	1	(Z)	2	1	1	(Z)
WATER . . . . .	-	-	-	-	-	-	-	-	-	-	-	-
PIPELINE . . . . .	-	-	-	-	-	-	-	-	-	-	-	-
PARCEL DELIVERY . . . . .	28	2	1	(Z)	1	(Z)	1	(Z)	10	(Z)	4	1
OTHER AND UNKNOWN . . . . .	12	6	(Z)	1	-	-	-	-	10	4	(Z)	(Z)
ILLINOIS . . . . .	1 919	1 046	247	122	126	64	129	104	571	432	131	45
RAIL . . . . .	549	463	85	55	22	19	75	89	132	163	38	18
MOTOR CARRIER . . . . .	1 030	452	110	41	75	36	42	13	354	205	77	25
ICC . . . . .	959	416	110	41	75	36	42	13	350	201	77	25
NON-ICC . . . . .	71	36	-	-	-	-	-	-	4	4	-	-
PRIVATE TRUCK . . . . .	101	104	9	17	12	6	2	1	38	61	(Z)	(Z)
AIR . . . . .	65	10	21	8	(Z)	(Z)	3	(Z)	15	1	5	(Z)
WATER . . . . .	-	-	-	-	-	-	-	-	-	-	-	-
PIPELINE . . . . .	-	-	-	-	-	-	-	-	-	-	-	-
PARCEL DELIVERY . . . . .	164	13	22	1	14	1	7	1	31	3	10	1
OTHER AND UNKNOWN . . . . .	10	3	1	(Z)	3	2	-	-	1	(Z)	(Z)	(Z)
MICHIGAN . . . . .	1 747	663	239	92	75	34	104	34	548	231	127	42
RAIL . . . . .	1 237	465	136	49	40	23	94	34	368	141	91	34
MOTOR CARRIER . . . . .	391	153	99	42	31	10	4	2	143	61	25	6
ICC . . . . .	390	153	99	42	31	10	4	2	142	61	25	6
NON-ICC . . . . .	1	(Z)	-	-	-	-	-	-	1	(Z)	-	-
PRIVATE TRUCK . . . . .	49	40	2	1	2	1	3	(Z)	19	28	10	2
AIR . . . . .	10	(Z)	1	(Z)	(Z)	(Z)	-	-	2	(Z)	1	(Z)
WATER . . . . .	-	-	-	-	-	-	-	-	-	-	-	-
PIPELINE . . . . .	-	-	-	-	-	-	-	-	-	-	-	-
PARCEL DELIVERY . . . . .	48	3	(Z)	(Z)	2	(Z)	2	(Z)	13	1	(Z)	(Z)
OTHER AND UNKNOWN . . . . .	12	2	1	(Z)	-	-	1	(Z)	3	(Z)	-	-
WISCONSIN . . . . .	1 040	544	168	84	81	36	114	37	288	221	74	27
RAIL . . . . .	471	330	95	57	37	23	77	27	137	156	26	15
MOTOR CARRIER . . . . .	461	182	58	22	37	13	33	10	115	49	35	7
ICC . . . . .	454	176	58	22	36	12	33	10	115	49	35	7
NON-ICC . . . . .	7	6	-	-	1	1	-	-	(Z)	(Z)	-	-
PRIVATE TRUCK . . . . .	54	28	7	4	-	-	(Z)	(Z)	24	15	10	4
AIR . . . . .	7	1	1	(Z)	(Z)	(Z)	(Z)	(Z)	4	1	(Z)	(Z)
WATER . . . . .	-	-	-	-	-	-	-	-	-	-	-	-
PIPELINE . . . . .	-	-	-	-	-	-	-	-	-	-	-	-
PARCEL DELIVERY . . . . .	42	3	6	1	5	(Z)	3	(Z)	7	1	3	(Z)
OTHER AND UNKNOWN . . . . .	4	1	-	-	2	(Z)	-	-	1	(Z)	(Z)	(Z)
WEST NORTH CENTRAL												
MINNESOTA . . . . .	613	338	108	90	42	22	13	12	209	171	12	6
RAIL . . . . .	98	162	46	42	7	9	1	5	24	94	(Z)	(Z)
MOTOR CARRIER . . . . .	411	138	43	29	28	7	4	5	172	71	9	5
ICC . . . . .	408	136	43	29	28	7	4	5	170	69	8	4
NON-ICC . . . . .	3	3	-	-	-	-	-	-	2	2	1	1
PRIVATE TRUCK . . . . .	32	35	16	18	4	6	4	1	6	4	(Z)	(Z)
AIR . . . . .	29	(Z)	1	(Z)	(Z)	(Z)	(Z)	(Z)	4	(Z)	1	(Z)
WATER . . . . .	-	-	-	-	-	-	-	-	-	-	-	-
PIPELINE . . . . .	-	-	-	-	-	-	-	-	-	-	-	-
PARCEL DELIVERY . . . . .	43	2	2	(Z)	3	(Z)	3	(Z)	7	(Z)	2	(Z)
OTHER AND UNKNOWN . . . . .	(Z)	(Z)	-	-	-	-	-	-	(Z)	(Z)	-	-
IOWA . . . . .	1 066	795	110	67	73	50	20	8	464	352	32	39
RAIL . . . . .	337	476	15	29	8	10	(Z)	(Z)	65	171	4	26

TABLE 1. SHIPMENTS BY MANUFACTURING ESTABLISHMENTS--ORIGIN AND MEANS OF TRANSPORT BY DESTINATION: 1977--CON.

VALUE (MILLION DOLLARS) AND TONS (THOUSANDS) OF SHIPMENTS BY DESTINATION--CON.

ORIGIN AND MEANS OF TRANSPORT	MOUNTAIN--CON.						PACIFIC			
	ARIZONA		UTAH		NEVADA		TOTAL		WASHINGTON	
	VALUE	TONS	VALUE	TONS	VALUE	TONS	VALUE	TONS	VALUE	TONS
ICC	46	11	99	19	23	6	1 496	373	150	33
NON-ICC	1	(Z)	-	-	-	-	59	31	5	1
PRIVATE TRUCK	3	(Z)	(Z)	(Z)	(Z)	(Z)	61	42	8	3
AIR	171	11	1	(Z)	3	(Z)	238	5	16	(Z)
WATER	-	-	-	-	-	-	69	789	3	24
PIPELINE	-	-	-	-	-	-	2	34	-	-
PARCEL DELIVERY	7	(Z)	2	(Z)	11	(Z)	222	7	20	1
OTHER AND UNKNOWN	-	-	(Z)	(Z)	(Z)	(Z)	42	21	1	(Z)
<b>PENNSYLVANIA</b>	<b>142</b>	<b>46</b>	<b>160</b>	<b>71</b>	<b>110</b>	<b>20</b>	<b>2 429</b>	<b>1 350</b>	<b>364</b>	<b>154</b>
RAIL	6	5	43	30	29	9	584	603	103	68
MOTOR CARRIER	118	39	102	39	67	9	1 260	574	169	70
ICC	118	39	100	39	64	9	1 231	549	169	70
NON-ICC	-	-	2	(Z)	3	(Z)	29	25	(Z)	(Z)
PRIVATE TRUCK	4	1	1	1	8	1	105	55	19	11
AIR	6	(Z)	5	(Z)	2	(Z)	259	21	36	1
WATER	-	-	-	-	-	-	28	78	2	1
PIPELINE	-	-	-	-	-	-	-	-	-	-
PARCEL DELIVERY	5	(Z)	8	1	1	(Z)	108	4	14	1
OTHER AND UNKNOWN	3	(Z)	2	(Z)	2	(Z)	84	15	20	3
<b>EAST NORTH CENTRAL</b>										
<b>OHIO</b>	<b>291</b>	<b>158</b>	<b>353</b>	<b>269</b>	<b>33</b>	<b>28</b>	<b>4 189</b>	<b>1 992</b>	<b>413</b>	<b>165</b>
RAIL	84	89	197	181	4	5	1 709	1 176	185	84
MOTOR CARRIER	157	64	121	61	28	22	2 018	719	188	72
ICC	156	62	118	59	27	22	1 982	699	187	72
NON-ICC	2	1	3	2	(Z)	(Z)	36	21	1	(Z)
PRIVATE TRUCK	9	4	22	26	(Z)	1	128	68	6	5
AIR	25	1	1	(Z)	(Z)	(Z)	166	10	11	1
WATER	-	-	-	-	-	-	6	3	-	-
PIPELINE	-	-	-	-	-	-	-	-	-	-
PARCEL DELIVERY	15	1	12	1	(Z)	(Z)	121	8	16	1
OTHER AND UNKNOWN	1	(Z)	-	-	1	(Z)	41	9	7	2
<b>INDIANA</b>	<b>69</b>	<b>36</b>	<b>170</b>	<b>30</b>	<b>31</b>	<b>19</b>	<b>3 079</b>	<b>2 040</b>	<b>235</b>	<b>149</b>
RAIL	14	19	38	14	13	13	1 109	1 128	79	63
MOTOR CARRIER	38	15	112	11	18	6	1 729	799	139	79
ICC	31	13	112	11	17	5	1 720	789	139	79
NON-ICC	7	2	-	-	1	1	9	10	-	-
PRIVATE TRUCK	6	2	14	5	-	-	53	53	4	4
AIR	5	(Z)	1	(Z)	(Z)	(Z)	69	29	4	(Z)
WATER	-	-	-	-	-	-	3	1	2	(Z)
PIPELINE	-	-	-	-	-	-	-	-	-	-
PARCEL DELIVERY	5	(Z)	5	(Z)	(Z)	(Z)	69	4	6	(Z)
OTHER AND UNKNOWN	(Z)	(Z)	1	1	(Z)	(Z)	46	25	2	2
<b>ILLINOIS</b>	<b>275</b>	<b>89</b>	<b>268</b>	<b>131</b>	<b>171</b>	<b>60</b>	<b>4 588</b>	<b>2 447</b>	<b>577</b>	<b>323</b>
RAIL	58	35	105	74	34	11	1 639	1 428	242	205
MOTOR CARRIER	162	47	98	38	112	47	2 206	902	273	109
ICC	158	46	98	38	49	16	2 153	861	271	108
NON-ICC	4	1	(Z)	(Z)	63	32	52	41	1	1
PRIVATE TRUCK	5	3	21	16	14	3	71	26	7	3
AIR	11	1	8	(Z)	2	(Z)	205	9	9	1
WATER	-	-	-	-	-	-	25	9	-	-
PIPELINE	-	-	-	-	-	-	-	-	-	-
PARCEL DELIVERY	37	3	33	2	10	2	287	19	34	2
OTHER AND UNKNOWN	1	(Z)	4	1	(Z)	(Z)	156	55	14	4
<b>MICHIGAN</b>	<b>258</b>	<b>85</b>	<b>303</b>	<b>120</b>	<b>92</b>	<b>25</b>	<b>6 061</b>	<b>2 638</b>	<b>528</b>	<b>208</b>
RAIL	210	70	238	97	59	18	4 437	1 950	290	100
MOTOR CARRIER	28	12	39	14	23	5	1 159	496	209	103
ICC	28	12	39	14	23	5	1 141	491	209	103
NON-ICC	-	-	-	-	-	-	18	6	-	-
PRIVATE TRUCK	4	2	9	7	(Z)	(Z)	121	114	11	4
AIR	4	(Z)	1	(Z)	(Z)	(Z)	145	40	8	(Z)
WATER	-	-	-	-	-	-	18	10	-	-
PIPELINE	-	-	-	-	-	-	-	-	-	-
PARCEL DELIVERY	11	(Z)	12	(Z)	7	1	90	5	7	(Z)
OTHER AND UNKNOWN	1	(Z)	4	1	2	1	90	23	4	1
<b>WISCONSIN</b>	<b>119</b>	<b>41</b>	<b>157</b>	<b>74</b>	<b>39</b>	<b>24</b>	<b>2 016</b>	<b>1 123</b>	<b>339</b>	<b>132</b>
RAIL	22	8	53	24	24	21	829	701	134	72
MOTOR CARRIER	85	32	87	46	10	3	847	334	150	42
ICC	84	31	82	41	10	3	836	324	148	39
NON-ICC	(Z)	1	5	4	-	-	11	9	1	3
PRIVATE TRUCK	1	(Z)	12	4	1	1	65	39	18	15
AIR	2	(Z)	(Z)	(Z)	(Z)	(Z)	58	5	20	1
WATER	-	-	-	-	-	-	9	1	-	-
PIPELINE	-	-	-	-	-	-	-	-	-	-
PARCEL DELIVERY	9	(Z)	5	(Z)	3	(Z)	97	5	16	1
OTHER AND UNKNOWN	1	(Z)	-	-	(Z)	(Z)	112	37	2	1
<b>WEST NORTH CENTRAL</b>										
<b>MINNESOTA</b>	<b>124</b>	<b>14</b>	<b>94</b>	<b>21</b>	<b>12</b>	<b>3</b>	<b>1 477</b>	<b>845</b>	<b>193</b>	<b>164</b>
RAIL	6	2	7	7	6	2	340	576	29	102
MOTOR CARRIER	92	10	58	11	4	1	798	233	136	51
ICC	92	10	58	11	4	1	793	230	134	50
NON-ICC	-	-	-	-	-	-	5	3	2	1
PRIVATE TRUCK	2	1	5	3	(Z)	(Z)	16	27	3	11
AIR	20	(Z)	3	(Z)	1	(Z)	229	5	17	(Z)
WATER	-	-	-	-	-	-	2	(Z)	-	-
PIPELINE	-	-	-	-	-	-	-	-	-	-
PARCEL DELIVERY	4	(Z)	20	(Z)	2	(Z)	87	3	8	(Z)
OTHER AND UNKNOWN	(Z)	(Z)	-	-	-	-	4	(Z)	(Z)	(Z)
<b>IOWA</b>	<b>113</b>	<b>74</b>	<b>234</b>	<b>164</b>	<b>21</b>	<b>41</b>	<b>2 152</b>	<b>2 262</b>	<b>183</b>	<b>127</b>
RAIL	40	50	200	154	4	35	587	1 187	48	76



TABLE 1. SHIPMENTS BY MANUFACTURING ESTABLISHMENTS--ORIGIN AND MEANS OF TRANSPORT BY DESTINATION: 1977--CON.

VALUE (MILLION DOLLARS) AND TONS (THOUSANDS) OF SHIPMENTS BY DESTINATION--CON.

ORIGIN AND MEANS OF TRANSPORT	PACIFIC--CON.										UNKNOWN	
	OREGON		CALIFORNIA		ALASKA		HAWAII		VALUE	TONS	VALUE	TONS
	VALUE	TONS	VALUE	TONS	VALUE	TONS	VALUE	TONS				
ICC . . . . .	61	23	1 281	317	1	(Z)	3	(Z)	46	15		
NON-ICC . . . . .	1	(Z)	52	30	-	-	-	-	-	-	-	-
PRIVATE TRUCK . . . . .	7	5	46	34	-	-	-	-	6	1	-	-
AIR . . . . .	7	(Z)	202	4	(Z)	(Z)	14	(Z)	-	-	-	-
WATER . . . . .	-	-	66	765	-	-	(Z)	(Z)	-	-	-	-
PIPELINE . . . . .	-	-	2	34	-	-	-	-	-	-	-	-
PARCEL DELIVERY . . . . .	15	1	174	5	(Z)	(Z)	12	1	1	(Z)	-	-
OTHER AND UNKNOWN . . . . .	1	(Z)	40	20	-	-	-	-	1 167	974	-	-
PENNSYLVANIA . . . . .	194	116	1 820	1 056	30	18	21	5	2 995	2 085		
RAIL . . . . .	48	75	422	444	12	16	-	-	51	194	-	-
MOTOR CARRIER . . . . .	124	39	936	458	15	3	15	5	134	47	-	-
ICC . . . . .	124	39	908	432	15	3	15	5	134	47	-	-
NON-ICC . . . . .	(Z)	(Z)	28	25	-	-	(Z)	(Z)	-	-	-	-
PRIVATE TRUCK . . . . .	3	1	83	43	-	-	-	-	122	33	-	-
AIR . . . . .	9	(Z)	212	20	(Z)	(Z)	1	(Z)	1	(Z)	-	-
WATER . . . . .	-	-	26	77	-	-	(Z)	(Z)	-	-	-	-
PIPELINE . . . . .	-	-	-	-	-	-	-	-	-	-	-	-
PARCEL DELIVERY . . . . .	6	(Z)	86	3	(Z)	(Z)	2	(Z)	35	1	-	-
OTHER AND UNKNOWN . . . . .	4	(Z)	55	11	2	(Z)	3	(Z)	2 653	1 809	-	-
EAST NORTH CENTRAL												
OHIO . . . . .	276	160	3 459	1 656	17	3	24	8	3 533	4 044		
RAIL . . . . .	125	102	1 398	989	1	1	-	-	50	44	-	-
MOTOR CARRIER . . . . .	137	50	1 679	591	7	2	9	4	276	208	-	-
ICC . . . . .	127	44	1 653	577	6	2	9	4	276	208	-	-
NON-ICC . . . . .	9	6	26	14	(Z)	(Z)	-	-	-	-	-	-
PRIVATE TRUCK . . . . .	7	7	114	56	-	-	-	-	706	603	-	-
AIR . . . . .	1	(Z)	146	8	7	1	1	(Z)	(Z)	(Z)	-	-
WATER . . . . .	-	-	-	-	-	-	6	3	-	-	-	-
PIPELINE . . . . .	-	-	-	-	-	-	-	-	24	243	-	-
PARCEL DELIVERY . . . . .	6	1	90	6	1	(Z)	8	1	126	76	-	-
OTHER AND UNKNOWN . . . . .	(Z)	(Z)	33	6	1	(Z)	-	-	2 351	2 870	-	-
INDIANA . . . . .	433	174	2 406	1 715	3	1	3	1	1 104	1 042		
RAIL . . . . .	253	91	777	973	1	1	-	-	132	1	-	-
MOTOR CARRIER . . . . .	169	79	1 420	641	(Z)	(Z)	(Z)	(Z)	193	38	-	-
ICC . . . . .	169	79	1 411	631	(Z)	(Z)	(Z)	(Z)	187	34	-	-
NON-ICC . . . . .	-	-	9	10	-	-	-	-	7	4	-	-
PRIVATE TRUCK . . . . .	4	2	45	47	-	-	(Z)	(Z)	7	3	-	-
AIR . . . . .	(Z)	(Z)	64	29	1	(Z)	(Z)	(Z)	-	-	-	-
WATER . . . . .	-	-	-	-	-	-	2	1	-	-	-	-
PIPELINE . . . . .	-	-	-	-	-	-	-	-	-	-	-	-
PARCEL DELIVERY . . . . .	5	(Z)	57	3	1	(Z)	(Z)	(Z)	2	(Z)	-	-
OTHER AND UNKNOWN . . . . .	1	2	43	22	(Z)	(Z)	-	-	769	1 000	-	-
ILLINOIS . . . . .	401	192	3 525	1 910	32	9	52	13	3 112	1 755		
RAIL . . . . .	149	107	1 239	1 110	8	4	1	2	33	45	-	-
MOTOR CARRIER . . . . .	204	78	1 708	711	13	3	8	1	149	68	-	-
ICC . . . . .	204	78	1 657	671	13	3	8	1	149	68	-	-
NON-ICC . . . . .	-	-	51	40	-	-	-	-	-	-	-	-
PRIVATE TRUCK . . . . .	16	4	46	18	1	1	-	-	362	331	-	-
AIR . . . . .	5	(Z)	175	7	6	(Z)	10	1	2	(Z)	-	-
WATER . . . . .	-	-	-	-	(Z)	(Z)	25	9	-	-	-	-
PIPELINE . . . . .	-	-	-	-	-	-	-	-	-	-	-	-
PARCEL DELIVERY . . . . .	24	2	218	14	4	(Z)	7	(Z)	28	2	-	-
OTHER AND UNKNOWN . . . . .	3	1	138	50	-	-	1	(Z)	2 538	1 309	-	-
MICHIGAN . . . . .	417	180	5 074	2 238	8	2	33	10	2 118	1 039		
RAIL . . . . .	178	77	3 957	1 769	1	1	11	3	52	18	-	-
MOTOR CARRIER . . . . .	201	93	744	299	4	1	2	1	290	302	-	-
ICC . . . . .	184	87	743	299	4	1	2	1	290	302	-	-
NON-ICC . . . . .	17	6	1	(Z)	-	-	-	-	-	-	-	-
PRIVATE TRUCK . . . . .	31	8	79	102	-	-	-	-	11	9	-	-
AIR . . . . .	3	(Z)	133	40	2	(Z)	(Z)	(Z)	2	(Z)	-	-
WATER . . . . .	-	-	4	4	-	-	15	6	-	-	-	-
PIPELINE . . . . .	-	-	-	-	-	-	-	-	-	-	-	-
PARCEL DELIVERY . . . . .	2	1	75	3	2	(Z)	5	(Z)	25	1	-	-
OTHER AND UNKNOWN . . . . .	2	1	83	21	-	-	-	-	1 738	709	-	-
WISCONSIN . . . . .	160	209	1 500	778	8	1	9	3	1 195	1 008		
RAIL . . . . .	93	174	599	454	4	(Z)	-	-	12	8	-	-
MOTOR CARRIER . . . . .	49	34	647	258	1	(Z)	(Z)	(Z)	120	31	-	-
ICC . . . . .	49	34	638	252	1	(Z)	(Z)	(Z)	120	31	-	-
NON-ICC . . . . .	(Z)	(Z)	9	7	-	-	-	-	-	-	-	-
PRIVATE TRUCK . . . . .	1	(Z)	46	24	-	-	(Z)	(Z)	16	8	-	-
AIR . . . . .	2	(Z)	30	1	1	(Z)	5	3	(Z)	(Z)	-	-
WATER . . . . .	2	(Z)	6	1	-	-	1	(Z)	13	27	-	-
PARCEL DELIVERY . . . . .	10	(Z)	65	3	3	(Z)	3	(Z)	13	4	-	-
OTHER AND UNKNOWN . . . . .	2	(Z)	108	36	-	-	(Z)	(Z)	1 021	930	-	-
WEST NORTH CENTRAL												
MINNESOTA . . . . .	145	180	1 112	492	24	9	3	(Z)	1 070	1 135		
RAIL . . . . .	75	141	228	327	9	6	-	-	3	(Z)	-	-
MOTOR CARRIER . . . . .	62	26	588	154	13	3	(Z)	(Z)	294	680	-	-
ICC . . . . .	62	26	584	152	13	3	(Z)	(Z)	294	680	-	-
NON-ICC . . . . .	-	-	4	2	-	-	-	-	-	-	-	-
PRIVATE TRUCK . . . . .	6	12	7	4	-	-	-	-	123	69	-	-
AIR . . . . .	1	(Z)	209	5	1	(Z)	1	(Z)	19	(Z)	-	-
WATER . . . . .	-	-	2	(Z)	-	-	1	(Z)	-	-	-	-
PIPELINE . . . . .	-	-	-	-	-	-	-	-	-	-	-	-
PARCEL DELIVERY . . . . .	2	(Z)	75	3	1	(Z)	1	(Z)	205	27	-	-
OTHER AND UNKNOWN . . . . .	(Z)	(Z)	4	(Z)	-	-	-	-	427	359	-	-
IOWA . . . . .	99	105	1 798	2 023	67	7	6	1	512	278		
RAIL . . . . .	41	82	488	1 024	10	4	-	-	-	-	-	-

TABLE 1. SHIPMENTS BY MANUFACTURING ESTABLISHMENTS--ORIGIN AND MEANS OF TRANSPORT BY DESTINATION: 1977

ORIGIN AND MEANS OF TRANSPORT	ALL SHIPMENTS						VALUE (BILLION DOLLARS) AND TONS (THOUSANDS) OF SHIPMENTS BY DESTINATION							
	VALUE (BILLION DOLLARS) (A)	TONS (THOUSANDS) (B)	TON-MILES (BILLIONS) (C)	STANDARD ERROR (PERCENT) FOR COLUMNS--			TOTAL VALUE	TOTAL TONS	NEW ENGLAND		NEW HAMPSHIRE			
				A	B	C			VALUE	TONS	MAINE VALUE	MAINE TONS	NEW HAMPSHIRE VALUE	NEW HAMPSHIRE TONS
MOTOR CARRIER . . . . .	12 436	11 140	4 339	17	15	20	243	111	30	11	17	7		
ICC . . . . .	11 989	9 870	4 158	17	17	21	243	111	30	11	17	7		
NON-ICC . . . . .	446	1 271	181	24	18	26	-	-	-	-	-	-		
PRIVATE TRUCK . . . . .	5 309	21 747	2 730	19	52	45	4	5	1	(Z)	-	-		
AIR . . . . .	199	8	6	35	31	28	1	(Z)	-	-	-	-		
WATER . . . . .	39	149	139	48	50	50	-	-	-	-	-	-		
PARCEL DELIVERY . . . . .	651	28	12	17	21	13	19	(Z)	(Z)	(Z)	(Z)	(Z)		
OTHER AND UNKNOWN . . . . .	808	403	69	11	41	11	2	1	-	-	-	-		
MISSOURI . . . . .	32 841	63 907	17 171	5	19	13	420	235	48	26	39	27		
RAIL . . . . .	9 877	12 799	7 198	4	6	6	167	151	18	21	21	22		
MOTOR CARRIER . . . . .	12 123	13 035	4 833	7	18	23	191	76	21	3	13	5		
ICC . . . . .	11 946	12 652	4 756	7	18	24	191	76	21	3	13	5		
NON-ICC . . . . .	177	383	77	17	25	21	(Z)	(Z)	-	-	-	-		
PRIVATE TRUCK . . . . .	6 070	33 361	3 719	11	33	51	(Z)	5	3	1	1	(Z)		
AIR . . . . .	1 634	37	24	60	39	33	6	(Z)	-	-	(Z)	(Z)		
WATER . . . . .	155	434	254	72	58	72	-	-	-	-	-	-		
PIPELINE . . . . .	342	3 583	1 092	1	3	-	-	-	-	-	-	-		
PARCEL DELIVERY . . . . .	859	56	31	16	19	23	29	2	5	(Z)	4	(Z)		
OTHER AND UNKNOWN . . . . .	1 780	603	20	10	15	35	5	1	-	-	(Z)	(Z)		
NORTH DAKOTA . . . . .	1 295	12 488	4 087	33	56	40	86	479	1	8	(Z)	(Z)		
RAIL . . . . .	619	3 724	2 367	14	10	17	15	135	1	8	-	-		
MOTOR CARRIER . . . . .	256	1 178	1 265	93	91	98	67	344	-	-	-	-		
ICC . . . . .	18	110	30	34	21	23	-	-	-	-	-	-		
NON-ICC . . . . .	238	1 068	1 236	100	100	100	67	344	-	-	-	-		
PRIVATE TRUCK . . . . .	392	7 585	454	74	91	74	-	-	-	-	-	-		
AIR . . . . .	28	1	1	21	99	99	3	(Z)	-	-	(Z)	(Z)		
PARCEL DELIVERY . . . . .	(Z)	(Z)	(Z)	100	100	100	-	-	-	-	-	-		
SOUTH DAKOTA . . . . .	1 745	4 386	1 436	16	16	16	34	26	9	6	-	-		
RAIL . . . . .	34	236	84	40	41	45	-	-	-	-	-	-		
MOTOR CARRIER . . . . .	1 158	2 655	1 130	8	9	16	34	26	9	6	-	-		
ICC . . . . .	1 156	2 653	1 130	8	9	16	34	26	9	6	-	-		
NON-ICC . . . . .	3	1	(Z)	100	100	100	-	-	-	-	-	-		
PRIVATE TRUCK . . . . .	433	888	222	43	20	28	-	-	-	-	-	-		
AIR . . . . .	(Z)	(Z)	(Z)	100	100	100	-	-	-	-	-	-		
PARCEL DELIVERY . . . . .	6	1	(Z)	98	94	94	-	-	-	-	-	-		
OTHER AND UNKNOWN . . . . .	113	606	-	61	65	-	-	-	-	-	-	-		
NEBRASKA . . . . .	8 669	12 349	4 434	12	29	21	212	144	3	2	2	(Z)		
RAIL . . . . .	1 577	2 623	2 063	26	37	38	4	13	1	(Z)	-	-		
MOTOR CARRIER . . . . .	4 969	3 419	1 915	9	9	8	198	129	-	-	(Z)	(Z)		
ICC . . . . .	4 920	3 347	1 898	9	10	8	198	129	-	-	(Z)	(Z)		
NON-ICC . . . . .	49	72	16	58	72	53	-	-	-	-	-	-		
PRIVATE TRUCK . . . . .	1 529	5 847	443	21	53	25	4	2	2	1	1	(Z)		
AIR . . . . .	29	2	2	23	27	29	2	(Z)	-	-	1	(Z)		
PARCEL DELIVERY . . . . .	374	49	9	70	85	63	5	(Z)	-	-	(Z)	(Z)		
OTHER AND UNKNOWN . . . . .	190	409	1	36	79	70	-	-	-	-	-	-		
KANSAS . . . . .	15 894	47 539	14 639	12	23	29	515	323	3	(Z)	2	1		
RAIL . . . . .	2 980	9 723	4 179	12	33	30	93	100	-	-	-	-		
MOTOR CARRIER . . . . .	7 007	15 278	4 970	20	36	39	403	216	(Z)	(Z)	2	1		
ICC . . . . .	6 850	14 631	4 853	20	38	40	403	216	(Z)	(Z)	2	1		
NON-ICC . . . . .	158	646	117	40	55	51	-	-	-	-	-	-		
PRIVATE TRUCK . . . . .	3 259	11 869	2 948	21	34	68	14	7	2	(Z)	-	-		
AIR . . . . .	199	5	4	33	26	31	2	(Z)	1	(Z)	(Z)	(Z)		
WATER . . . . .	2	2	2	67	97	98	-	-	-	-	-	-		
PIPELINE . . . . .	1 196	10 240	2 524	20	21	9	-	-	-	-	-	-		
PARCEL DELIVERY . . . . .	167	9	9	23	25	30	3	(Z)	(Z)	(Z)	-	-		
OTHER AND UNKNOWN . . . . .	1 085	407	3	5	7	47	(Z)	(Z)	-	-	-	-		
SOUTH ATLANTIC														
DELAWARE . . . . .	5 191	16 148	2 565	7	34	20	419	1 317	29	18	7	4		
RAIL . . . . .	1 014	1 036	644	12	16	22	33	50	-	-	-	-		
MOTOR CARRIER . . . . .	2 458	2 599	754	10	20	13	252	144	29	17	5	2		
ICC . . . . .	2 360	1 905	729	9	18	14	251	143	29	17	5	2		
NON-ICC . . . . .	98	694	25	87	61	60	1	1	-	-	-	-		
PRIVATE TRUCK . . . . .	882	5 003	309	15	71	46	20	18	(Z)	(Z)	2	2		
AIR . . . . .	15	2	1	34	48	38	(Z)	(Z)	-	-	-	-		
WATER . . . . .	724	7 005	851	29	29	42	112	1 105	-	-	-	-		
PIPELINE . . . . .	50	498	5	45	46	46	-	-	-	-	-	-		
PARCEL DELIVERY . . . . .	18	5	1	34	83	33	1	(Z)	-	-	-	-		
OTHER AND UNKNOWN . . . . .	32	1	(Z)	51	37	89	-	-	-	-	-	-		
MARYLAND . . . . .	15 801	35 092	4 968	4	21	7	906	972	21	42	23	20		
RAIL . . . . .	1 985	3 716	1 458	7	14	12	100	281	6	24	-	-		
MOTOR CARRIER . . . . .	8 268	10 941	2 483	5	11	11	717	638	13	18	21	20		
ICC . . . . .	7 900	9 290	2 397	5	9	11	694	625	13	18	21	20		
NON-ICC . . . . .	368	1 651	86	12	41	29	24	13	-	-	-	-		
PRIVATE TRUCK . . . . .	4 125	19 292	874	9	38	12	58	50	-	-	(Z)	(Z)		
AIR . . . . .	247	11	9	24	19	20	2	(Z)	(Z)	(Z)	(Z)	(Z)		
WATER . . . . .	123	112	109	27	29	37	-	-	-	-	-	-		
PIPELINE . . . . .	10	452	2	100	100	100	-	-	-	-	-	-		
PARCEL DELIVERY . . . . .	485	23	13	28	19	24	25	1	1	(Z)	2	(Z)		
OTHER AND UNKNOWN . . . . .	558	545	19	26	9	25	4	1	-	-	-	-		
DISTRICT OF COLUMBIA . . . . .	983	1 204	107	39	17	71	4	4	-	-	-	-		
RAIL . . . . .	9	8	11	100	100	100	-	-	-	-	-	-		
MOTOR CARRIER . . . . .	134	166	85	80	90	87	4	4	-	-	-	-		
ICC . . . . .	134	166	85	80	90	87	4	4	-	-	-	-		
NON-ICC . . . . .	805	1 022	5	47	14	13	-	-	-	-	-	-		
PRIVATE TRUCK . . . . .	1	2	3	86	95	98	(Z)	(Z)	-	-	-	-		
AIR . . . . .	10	4	3	29	42	51	(Z)	(Z)	-	-	-	-		
PARCEL DELIVERY . . . . .	26	1	(Z)	76	2	96	-	-	-	-	-	-		
OTHER AND UNKNOWN . . . . .														
VIRGINIA . . . . .	23 763	52 356	9 472	5	20	27	1 315	2 939	120	99	62	29		

TABLE 1. SHIPMENTS BY MANUFACTURING ESTABLISHMENTS--ORIGIN AND MEANS OF TRANSPORT BY DESTINATION: 1977--CON.

VALUE (MILLION DOLLARS) AND TONS (THOUSANDS) OF SHIPMENTS BY DESTINATION--CON.

ORIGIN AND MEANS OF TRANSPORT	NEW ENGLAND--CON.								MIDDLE ATLANTIC			
	VERMONT		MASSACHUSETTS		RHODE ISLAND		CONNECTICUT		TOTAL		NEW YORK	
	VALUE	TONS	VALUE	TONS	VALUE	TONS	VALUE	TONS	VALUE	TONS	VALUE	TONS
MOTOR CARRIER . . . . .	4	3	124	61	14	7	53	21	1 085	655	584	399
ICC . . . . .	4	3	124	61	14	7	53	21	1 059	639	584	399
NON-ICC . . . . .	-	-	-	-	-	-	-	-	26	16	-	-
PRIVATE TRUCK . . . . .	-	-	1	2	(Z)	(Z)	2	2	128	67	40	25
AIR . . . . .	-	-	(Z)	(Z)	-	-	1	(Z)	86	(Z)	86	(Z)
WATER . . . . .	-	-	-	-	-	-	-	-	-	-	-	-
PARCEL DELIVERY . . . . .	12	(Z)	1	(Z)	1	(Z)	4	(Z)	138	2	62	1
OTHER AND UNKNOWN . . . . .	-	-	1	1	-	-	1	1	37	14	18	7
MISSOURI . . . . .	24	13	203	115	7	3	99	51	2 595	1 589	672	386
RAIL . . . . .	22	12	70	62	-	-	36	33	990	804	254	226
MOTOR CARRIER . . . . .	1	1	103	50	6	3	48	15	1 251	608	317	143
ICC . . . . .	1	1	103	50	6	3	48	15	1 236	586	317	143
NON-ICC . . . . .	-	-	(Z)	(Z)	-	-	-	-	15	22	(Z)	(Z)
PRIVATE TRUCK . . . . .	-	-	13	2	1	(Z)	3	2	135	165	16	13
AIR . . . . .	-	-	5	(Z)	(Z)	(Z)	1	(Z)	146	2	50	1
WATER . . . . .	-	-	-	-	-	-	-	-	2	3	-	-
PIPELINE . . . . .	-	-	-	-	-	-	-	-	-	-	-	-
PARCEL DELIVERY . . . . .	1	(Z)	13	1	1	(Z)	6	1	57	4	23	2
OTHER AND UNKNOWN . . . . .	-	-	1	(Z)	-	-	4	(Z)	15	3	11	2
NORTH DAKOTA . . . . .	-	-	59	283	-	-	25	188	206	939	110	543
RAIL . . . . .	-	-	1	4	-	-	14	123	49	297	48	279
MOTOR CARRIER . . . . .	-	-	56	279	-	-	12	65	122	618	44	265
ICC . . . . .	-	-	-	-	-	-	-	-	-	-	-	-
NON-ICC . . . . .	-	-	56	279	-	-	12	65	122	618	44	265
PRIVATE TRUCK . . . . .	-	-	-	-	-	-	-	-	16	23	-	-
AIR . . . . .	-	-	3	(Z)	-	-	-	-	19	(Z)	18	(Z)
PARCEL DELIVERY . . . . .	-	-	-	-	-	-	-	-	-	-	-	-
SOUTH DAKOTA . . . . .	-	-	17	13	9	6	(Z)	(Z)	147	100	68	46
RAIL . . . . .	-	-	-	-	-	-	-	-	-	-	-	-
MOTOR CARRIER . . . . .	-	-	17	13	9	6	(Z)	(Z)	131	92	55	39
ICC . . . . .	-	-	17	13	9	6	(Z)	(Z)	131	92	55	39
NON-ICC . . . . .	-	-	-	-	-	-	-	-	-	-	-	-
PRIVATE TRUCK . . . . .	-	-	-	-	-	-	-	-	15	8	13	7
AIR . . . . .	-	-	-	-	-	-	-	-	-	-	-	-
PARCEL DELIVERY . . . . .	-	-	-	-	-	-	-	-	1	(Z)	(Z)	(Z)
OTHER AND UNKNOWN . . . . .	-	-	-	-	-	-	-	-	-	-	-	-
NEBRASKA . . . . .	(Z)	(Z)	146	99	1	1	59	42	962	571	330	147
RAIL . . . . .	-	-	3	13	-	-	-	-	237	248	76	33
MOTOR CARRIER . . . . .	-	-	140	86	1	1	56	42	686	315	244	112
ICC . . . . .	-	-	140	86	1	1	56	42	686	315	244	112
NON-ICC . . . . .	-	-	-	-	-	-	-	-	-	-	-	-
PRIVATE TRUCK . . . . .	-	-	1	(Z)	-	-	-	-	16	7	2	1
AIR . . . . .	-	-	1	(Z)	-	-	(Z)	(Z)	5	1	3	(Z)
PARCEL DELIVERY . . . . .	(Z)	(Z)	2	(Z)	(Z)	(Z)	3	(Z)	19	1	6	(Z)
OTHER AND UNKNOWN . . . . .	-	-	-	-	-	-	-	-	-	-	-	-
KANSAS . . . . .	31	21	298	182	38	25	143	93	926	636	329	146
RAIL . . . . .	(Z)	(Z)	27	31	-	-	66	69	147	249	60	45
MOTOR CARRIER . . . . .	31	21	265	146	37	25	68	23	616	357	211	96
ICC . . . . .	31	21	265	146	37	25	68	23	616	357	211	96
NON-ICC . . . . .	-	-	-	-	-	-	-	-	-	-	-	-
PRIVATE TRUCK . . . . .	-	-	4	4	-	-	8	2	104	28	18	4
AIR . . . . .	-	-	1	(Z)	-	-	1	(Z)	16	1	11	(Z)
WATER . . . . .	-	-	-	-	-	-	-	-	(Z)	(Z)	-	-
PIPELINE . . . . .	-	-	-	-	-	-	-	-	-	-	-	-
PARCEL DELIVERY . . . . .	(Z)	(Z)	2	(Z)	(Z)	(Z)	1	(Z)	15	(Z)	7	(Z)
OTHER AND UNKNOWN . . . . .	-	-	(Z)	(Z)	-	-	-	-	28	1	23	(Z)
SOUTH ATLANTIC												
DELAWARE . . . . .	29	10	249	1 212	49	42	56	31	1 774	8 290	361	829
RAIL . . . . .	(Z)	3	22	39	10	8	-	-	73	224	41	97
MOTOR CARRIER . . . . .	28	6	106	62	35	32	49	24	738	929	234	226
ICC . . . . .	28	6	105	61	35	32	49	24	651	817	189	180
NON-ICC . . . . .	-	-	1	1	-	-	-	-	88	112	45	46
PRIVATE TRUCK . . . . .	-	-	7	6	4	2	7	7	431	2 109	33	53
AIR . . . . .	(Z)	(Z)	-	-	-	-	-	-	2	(Z)	1	(Z)
WATER . . . . .	-	-	112	1 105	-	-	-	-	520	5 023	49	453
PIPELINE . . . . .	-	-	-	-	-	-	-	-	-	-	-	-
PARCEL DELIVERY . . . . .	-	-	1	(Z)	-	-	(Z)	(Z)	9	5	2	(Z)
OTHER AND UNKNOWN . . . . .	-	-	-	-	-	-	-	-	1	(Z)	-	-
MARYLAND . . . . .	7	5	532	443	70	116	254	345	4 305	5 753	1 295	1 073
RAIL . . . . .	-	-	6	13	16	59	72	184	256	619	39	64
MOTOR CARRIER . . . . .	7	5	460	388	52	56	164	151	2 879	3 520	1 017	848
ICC . . . . .	7	5	457	385	52	56	144	141	2 798	3 490	956	836
NON-ICC . . . . .	-	-	3	3	-	-	20	10	81	30	61	12
PRIVATE TRUCK . . . . .	-	-	47	41	(Z)	1	10	9	968	1 604	114	155
AIR . . . . .	-	-	1	(Z)	-	-	1	(Z)	44	1	38	1
WATER . . . . .	-	-	-	-	-	-	-	-	7	(Z)	5	(Z)
PIPELINE . . . . .	-	-	-	-	-	-	-	-	-	-	-	-
PARCEL DELIVERY . . . . .	(Z)	(Z)	14	1	2	(Z)	6	(Z)	138	6	78	3
OTHER AND UNKNOWN . . . . .	-	-	4	1	(Z)	(Z)	-	-	14	2	3	-
DISTRICT OF COLUMBIA . . . . .	(Z)	(Z)	1	1	1	(Z)	2	3	49	73	5	7
RAIL . . . . .	-	-	-	-	-	-	-	-	-	-	-	-
MOTOR CARRIER . . . . .	(Z)	(Z)	1	1	1	(Z)	2	2	48	72	5	7
ICC . . . . .	(Z)	(Z)	1	1	1	(Z)	2	2	48	72	5	7
NON-ICC . . . . .	-	-	-	-	-	-	-	-	-	-	-	-
PRIVATE TRUCK . . . . .	-	-	-	-	-	-	-	-	-	-	-	-
AIR . . . . .	-	-	(Z)	(Z)	-	-	(Z)	(Z)	-	-	-	-
PARCEL DELIVERY . . . . .	-	-	-	-	-	-	(Z)	(Z)	1	1	(Z)	(Z)
OTHER AND UNKNOWN . . . . .	-	-	-	-	-	-	-	-	-	-	-	-
VIRGINIA . . . . .	18	13	397	474	122	79	597	2 245	4 067	9 519	1 317	4 732



TABLE 1. SHIPMENTS BY MANUFACTURING ESTABLISHMENTS--ORIGIN AND MEANS OF TRANSPORT BY DESTINATION: 1977--CON.

VALUE (MILLION DOLLARS) AND TONS (THOUSANDS) OF SHIPMENTS BY DESTINATION--CON.

ORIGIN AND MEANS OF TRANSPORT	MIDDLE ATLANTIC--CON.						EAST NORTH CENTRAL					
	NEW JERSEY		PENNSYLVANIA		TOTAL		OHIO		INDIANA		ILLINOIS	
	VALUE	TONS	VALUE	TONS	VALUE	TONS	VALUE	TONS	VALUE	TONS	VALUE	TONS
MOTOR CARRIER . . . . .	204	105	297	151	3 821	3 019	949	418	267	264	1 557	1 233
ICC . . . . .	178	89	297	151	3 721	2 905	916	397	257	247	1 522	1 192
NON-ICC . . . . .	26	16	-	-	100	114	34	21	10	18	35	41
PRIVATE TRUCK . . . . .	10	10	78	32	1 133	1 604	82	36	176	93	620	1 296
AIR . . . . .	(Z)	(Z)	1	(Z)	35	2	2	(Z)	(Z)	(Z)	27	(Z)
WATER . . . . .	-	-	-	-	-	-	-	-	-	-	-	-
PARCEL DELIVERY . . . . .	4	(Z)	73	1	186	6	33	1	10	2	110	2
OTHER AND UNKNOWN . . . . .	9	3	11	4	58	23	16	6	11	4	6	2
MISSOURI . . . . .	916	426	1 008	777	5 840	11 374	1 095	1 074	819	5 739	2 149	3 231
RAIL . . . . .	265	153	472	425	1 672	2 544	372	474	126	552	383	871
MOTOR CARRIER . . . . .	573	256	360	210	3 086	3 079	557	424	481	598	1 223	1 532
ICC . . . . .	573	256	345	188	3 074	3 010	553	423	481	595	1 215	1 467
NON-ICC . . . . .	-	-	15	22	13	69	1	1	3	7	65	65
PRIVATE TRUCK . . . . .	23	16	96	137	869	5 665	99	169	186	4 531	489	823
AIR . . . . .	40	1	56	1	45	15	10	1	1	(Z)	5	(Z)
WATER . . . . .	-	-	2	3	1	56	-	-	1	56	-	-
PIPELINE . . . . .	-	-	-	-	-	-	-	-	-	-	-	-
PARCEL DELIVERY . . . . .	14	1	20	2	157	13	54	4	23	1	47	5
OTHER AND UNKNOWN . . . . .	1	(Z)	2	(Z)	8	1	3	(Z)	1	(Z)	2	(Z)
NORTH DAKOTA . . . . .	40	150	56	245	431	1 828	7	29	52	172	255	897
RAIL . . . . .	1	4	1	14	404	1 784	7	29	47	158	244	891
MOTOR CARRIER . . . . .	39	146	39	207	11	36	-	-	5	15	(Z)	(Z)
ICC . . . . .	-	-	-	7	21	-	-	-	-	-	(Z)	(Z)
NON-ICC . . . . .	39	146	39	207	5	15	-	-	5	15	-	-
PRIVATE TRUCK . . . . .	-	-	16	23	14	7	-	-	-	-	10	6
AIR . . . . .	(Z)	(Z)	1	(Z)	1	(Z)	-	-	-	-	1	(Z)
PARCEL DELIVERY . . . . .	-	-	-	-	(Z)	(Z)	-	-	-	-	-	-
SOUTH DAKOTA . . . . .	12	2	66	52	184	276	36	44	8	29	63	100
RAIL . . . . .	-	-	-	-	2	6	-	-	-	-	-	-
MOTOR CARRIER . . . . .	10	2	66	52	167	261	35	44	5	26	59	99
ICC . . . . .	10	2	66	52	167	261	35	44	5	26	59	99
NON-ICC . . . . .	-	-	-	-	-	-	-	-	-	-	-	-
PRIVATE TRUCK . . . . .	2	(Z)	-	-	13	8	-	-	3	3	4	1
AIR . . . . .	-	-	-	-	(Z)	(Z)	-	-	-	-	-	-
PARCEL DELIVERY . . . . .	(Z)	(Z)	(Z)	(Z)	2	(Z)	1	(Z)	(Z)	(Z)	(Z)	(Z)
OTHER AND UNKNOWN . . . . .	-	-	-	-	-	-	-	-	-	-	-	-
NEBRASKA . . . . .	323	230	309	194	1 159	1 073	217	136	184	123	405	412
RAIL . . . . .	135	150	26	65	352	357	22	31	15	32	50	139
MOTOR CARRIER . . . . .	168	74	274	128	849	596	183	104	121	50	281	211
ICC . . . . .	168	74	274	128	849	596	183	104	121	50	281	211
NON-ICC . . . . .	-	-	-	-	-	-	-	-	-	-	-	-
PRIVATE TRUCK . . . . .	14	6	(Z)	(Z)	116	116	4	1	40	40	56	60
AIR . . . . .	2	(Z)	(Z)	(Z)	9	(Z)	(Z)	(Z)	(Z)	(Z)	6	(Z)
PARCEL DELIVERY . . . . .	4	(Z)	8	(Z)	33	4	6	(Z)	7	1	12	2
OTHER AND UNKNOWN . . . . .	-	-	-	-	(Z)	(Z)	-	-	-	-	(Z)	(Z)
KANSAS . . . . .	293	181	304	309	1 962	4 690	335	393	178	479	943	3 280
RAIL . . . . .	51	39	36	165	603	1 307	217	272	13	49	261	791
MOTOR CARRIER . . . . .	160	122	245	139	842	902	158	109	72	60	389	415
ICC . . . . .	160	122	245	139	840	895	158	106	71	60	388	411
NON-ICC . . . . .	-	-	-	-	2	7	(Z)	3	(Z)	(Z)	1	3
PRIVATE TRUCK . . . . .	75	20	11	3	165	124	48	11	20	15	53	76
AIR . . . . .	2	(Z)	3	(Z)	49	1	2	(Z)	28	(Z)	13	1
WATER . . . . .	(Z)	(Z)	-	-	-	-	-	-	-	-	-	-
PIPELINE . . . . .	-	-	-	-	237	2 351	-	-	35	354	202	1 997
PARCEL DELIVERY . . . . .	5	(Z)	2	(Z)	40	5	16	(Z)	10	(Z)	6	1
OTHER AND UNKNOWN . . . . .	-	-	5	1	26	1	-	-	-	-	19	(Z)
SOUTH ATLANTIC												
DELAWARE . . . . .	824	4 274	589	3 188	861	599	213	149	60	49	270	183
RAIL . . . . .	21	82	11	45	179	195	15	22	-	-	84	95
MOTOR CARRIER . . . . .	216	376	287	327	593	372	179	115	52	44	131	80
ICC . . . . .	189	325	272	313	593	372	179	115	52	44	131	80
NON-ICC . . . . .	27	51	15	15	-	-	-	-	-	-	-	-
PRIVATE TRUCK . . . . .	223	270	175	1 785	81	31	17	12	7	5	54	8
AIR . . . . .	(Z)	(Z)	(Z)	(Z)	6	1	(Z)	(Z)	-	-	1	(Z)
WATER . . . . .	362	3 545	109	1 026	-	-	-	-	-	-	-	-
PIPELINE . . . . .	-	-	-	-	-	-	-	-	-	-	-	-
PARCEL DELIVERY . . . . .	1	(Z)	7	4	1	(Z)	1	(Z)	-	-	(Z)	(Z)
OTHER AND UNKNOWN . . . . .	-	-	1	(Z)	-	-	-	-	-	-	-	-
MARYLAND . . . . .	893	1 379	2 116	3 302	1 706	1 596	578	556	179	306	494	355
RAIL . . . . .	17	16	199	539	300	512	41	131	27	104	128	134
MOTOR CARRIER . . . . .	674	800	1 188	1 873	1 191	917	467	352	114	159	284	185
ICC . . . . .	669	796	1 173	1 858	1 128	898	447	341	111	158	251	182
NON-ICC . . . . .	5	4	15	15	63	19	19	11	4	2	33	3
PRIVATE TRUCK . . . . .	188	562	666	887	143	159	48	70	28	41	57	34
AIR . . . . .	1	(Z)	4	(Z)	26	3	7	1	3	1	12	(Z)
WATER . . . . .	-	-	1	(Z)	-	-	-	-	-	-	-	-
PIPELINE . . . . .	-	-	-	-	-	-	-	-	-	-	-	-
PARCEL DELIVERY . . . . .	13	1	47	2	43	3	16	1	6	(Z)	13	1
OTHER AND UNKNOWN . . . . .	1	(Z)	11	1	3	2	1	1	1	(Z)	1	1
DISTRICT OF COLUMBIA . . . . .	(Z)	(Z)	44	66	3	5	(Z)	1	(Z)	(Z)	2	3
RAIL . . . . .	-	-	-	-	1	1	-	-	-	-	1	1
MOTOR CARRIER . . . . .	(Z)	(Z)	43	65	2	3	(Z)	1	-	-	1	2
ICC . . . . .	(Z)	(Z)	43	65	2	3	(Z)	1	-	-	1	2
PRIVATE TRUCK . . . . .	-	-	-	-	-	-	-	-	-	-	-	-
AIR . . . . .	-	-	-	-	-	-	-	-	-	-	-	-
PARCEL DELIVERY . . . . .	(Z)	(Z)	1	(Z)	(Z)	1	-	-	(Z)	(Z)	(Z)	(Z)
OTHER AND UNKNOWN . . . . .	-	-	-	-	-	-	-	-	-	-	-	-
VIRGINIA . . . . .	1 493	2 578	1 257	2 210	2 504	3 062	993	1 899	221	214	606	422

TABLE 1. SHIPMENTS BY MANUFACTURING ESTABLISHMENTS--ORIGIN AND MEANS OF TRANSPORT BY DESTINATION: 1977--CON.

VALUE (MILLION DOLLARS) AND TONS (THOUSANDS) OF SHIPMENTS BY DESTINATION--CON.

ORIGIN AND MEANS OF TRANSPORT	EAST NORTH CENTRAL--CON.						WEST NORTH CENTRAL					
	MICHIGAN		WISCONSIN		TOTAL		MINNESOTA		IOWA		MISSOURI	
	VALUE	TONS	VALUE	TONS	VALUE	TONS	VALUE	TONS	VALUE	TONS	VALUE	TONS
MOTOR CARRIER . . . . .	488	312	560	791	2 805	5 132	503	1 664	795	2 232	371	268
ICC . . . . .	482	302	544	768	2 531	4 021	469	1 634	587	1 192	359	254
NON-ICC . . . . .	6	10	16	23	274	1 112	34	30	209	1 040	12	14
PRIVATE TRUCK . . . . .	123	72	132	108	2 789	19 029	266	712	1 789	15 908	140	262
AIR . . . . .	5	2	(Z)	(Z)	16	2	(Z)	(Z)	(Z)	(Z)	3	(Z)
WATER . . . . .	-	-	-	-	-	-	-	-	-	-	-	-
PARCEL DELIVERY . . . . .	22	1	12	1	113	13	12	1	53	9	14	1
OTHER AND UNKNOWN . . . . .	16	7	10	4	141	177	11	4	118	168	5	2
MISSOURI . . . . .	1 253	907	523	423	8 504	36 370	650	593	787	2 778	5 454	28 610
RAIL . . . . .	585	497	207	150	874	2 166	240	252	120	220	289	992
MOTOR CARRIER . . . . .	583	338	243	187	2 857	4 218	320	213	405	489	1 310	2 438
ICC . . . . .	582	338	242	186	2 748	3 968	320	213	404	488	1 211	2 208
NON-ICC . . . . .	1	(Z)	(Z)	1	110	250	(Z)	(Z)	(Z)	1	99	230
PRIVATE TRUCK . . . . .	41	56	54	84	4 075	26 287	47	125	71	333	3 606	24 990
AIR . . . . .	25	13	5	1	42	3	31	2	6	(Z)	4	1
WATER . . . . .	-	-	-	-	-	-	-	-	-	-	-	-
PIPELINE . . . . .	-	-	-	-	342	3 583	-	-	169	1 735	4	112
PARCEL DELIVERY . . . . .	19	2	14	1	103	8	10	1	14	1	46	4
OTHER AND UNKNOWN . . . . .	(Z)	(Z)	1	(Z)	210	106	2	1	1	(Z)	195	72
NORTH DAKOTA . . . . .	61	204	55	526	421	8 652	172	3 862	35	129	3	10
RAIL . . . . .	60	204	45	503	119	1 203	79	1 029	16	88	-	-
MOTOR CARRIER . . . . .	-	-	6	21	36	120	10	70	(Z)	1	3	10
ICC . . . . .	-	-	6	21	10	80	10	70	(Z)	1	-	-
NON-ICC . . . . .	-	-	-	-	25	41	-	-	-	-	3	10
PRIVATE TRUCK . . . . .	-	-	4	2	265	7 329	83	2 763	17	39	-	-
AIR . . . . .	(Z)	(Z)	-	-	2	(Z)	-	-	2	(Z)	-	-
PARCEL DELIVERY . . . . .	-	-	(Z)	(Z)	-	-	-	-	-	-	-	-
SOUTH DAKOTA . . . . .	45	61	32	41	695	2 360	306	303	106	167	11	20
RAIL . . . . .	2	6	-	-	22	206	-	-	15	71	-	-
MOTOR CARRIER . . . . .	41	53	27	39	394	1 568	127	203	88	77	9	18
ICC . . . . .	41	53	27	39	391	1 566	127	203	88	77	9	18
NON-ICC . . . . .	-	-	-	-	3	1	-	-	-	-	-	-
PRIVATE TRUCK . . . . .	1	1	4	2	278	586	179	100	2	19	2	1
AIR . . . . .	(Z)	(Z)	-	-	-	-	-	-	-	-	-	-
PARCEL DELIVERY . . . . .	(Z)	(Z)	(Z)	(Z)	2	(Z)	1	(Z)	(Z)	(Z)	-	-
OTHER AND UNKNOWN . . . . .	-	-	-	-	-	-	-	-	-	-	-	-
NEBRASKA . . . . .	156	195	197	248	3 001	7 722	338	258	423	592	270	513
RAIL . . . . .	45	87	20	68	312	662	46	118	2	12	65	159
MOTOR CARRIER . . . . .	101	65	163	167	1 201	1 369	229	120	202	263	119	119
ICC . . . . .	101	65	163	167	1 195	1 319	229	120	202	263	119	119
NON-ICC . . . . .	-	-	-	-	6	50	-	-	-	-	-	-
PRIVATE TRUCK . . . . .	5	3	11	13	1 206	5 507	58	19	174	308	81	234
AIR . . . . .	2	(Z)	1	(Z)	1	(Z)	1	(Z)	(Z)	(Z)	-	-
PARCEL DELIVERY . . . . .	3	(Z)	3	(Z)	264	41	3	1	45	8	5	1
OTHER AND UNKNOWN . . . . .	-	-	-	-	16	143	-	-	(Z)	(Z)	-	-
KANSAS . . . . .	331	400	174	139	5 487	27 239	453	1 684	608	3 029	1 293	4 700
RAIL . . . . .	141	148	78	47	465	4 504	93	149	70	481	86	858
MOTOR CARRIER . . . . .	150	239	73	79	2 631	9 432	161	345	294	804	883	2 295
ICC . . . . .	150	239	73	79	2 524	8 967	161	345	294	804	859	2 136
NON-ICC . . . . .	-	-	-	-	107	465	(Z)	(Z)	-	-	24	159
PRIVATE TRUCK . . . . .	27	9	17	12	1 644	7 896	73	66	125	782	253	973
AIR . . . . .	3	(Z)	1	(Z)	5	(Z)	2	(Z)	(Z)	(Z)	2	(Z)
WATER . . . . .	-	-	-	-	-	-	-	-	-	-	-	-
PIPELINE . . . . .	-	-	-	-	680	5 399	111	1 123	113	962	56	573
PARCEL DELIVERY . . . . .	4	3	4	(Z)	60	6	13	1	4	(Z)	13	2
OTHER AND UNKNOWN . . . . .	7	(Z)	-	-	2	1	(Z)	(Z)	2	1	(Z)	(Z)
SOUTH ATLANTIC												
DELAWARE . . . . .	271	181	48	36	124	61	44	25	3	3	44	21
RAIL . . . . .	74	64	7	15	25	9	18	6	-	-	7	3
MOTOR CARRIER . . . . .	190	111	40	21	90	45	23	14	1	(Z)	36	18
ICC . . . . .	190	111	40	21	90	45	23	14	1	(Z)	36	18
NON-ICC . . . . .	-	-	-	-	-	-	-	-	-	-	-	-
PRIVATE TRUCK . . . . .	3	6	-	-	6	7	3	5	2	2	-	-
AIR . . . . .	4	1	1	(Z)	3	(Z)	(Z)	(Z)	-	-	(Z)	(Z)
WATER . . . . .	-	-	-	-	-	-	-	-	-	-	-	-
PIPELINE . . . . .	-	-	-	-	-	-	-	-	-	-	-	-
PARCEL DELIVERY . . . . .	(Z)	(Z)	(Z)	(Z)	(Z)	(Z)	(Z)	(Z)	-	-	-	-
OTHER AND UNKNOWN . . . . .	-	-	-	-	-	-	-	-	-	-	-	-
MARYLAND . . . . .	337	258	117	121	504	196	59	34	35	15	208	94
RAIL . . . . .	64	60	41	84	168	53	27	9	1	1	55	21
MOTOR CARRIER . . . . .	255	184	71	36	255	137	26	23	31	13	133	71
ICC . . . . .	255	184	64	33	251	135	26	23	31	13	130	69
NON-ICC . . . . .	-	-	7	3	3	2	-	-	-	-	3	2
PRIVATE TRUCK . . . . .	9	13	2	(Z)	5	4	1	1	-	-	2	1
AIR . . . . .	3	(Z)	1	(Z)	63	1	2	(Z)	1	(Z)	13	1
WATER . . . . .	-	-	-	-	-	-	-	-	-	-	-	-
PIPELINE . . . . .	-	-	-	-	-	-	-	-	-	-	-	-
PARCEL DELIVERY . . . . .	6	(Z)	2	(Z)	13	1	2	(Z)	2	(Z)	5	(Z)
OTHER AND UNKNOWN . . . . .	1	1	-	-	(Z)	(Z)	-	-	-	-	-	-
DISTRICT OF COLUMBIA . . . . .	1	(Z)	-	-	28	43	(Z)	(Z)	1	2	27	41
RAIL . . . . .	-	-	-	-	(Z)	(Z)	-	-	-	-	(Z)	(Z)
MOTOR CARRIER . . . . .	1	(Z)	-	-	28	43	-	-	1	2	27	41
ICC . . . . .	1	(Z)	-	-	28	43	-	-	1	2	27	41
NON-ICC . . . . .	-	-	-	-	-	-	-	-	-	-	-	-
PRIVATE TRUCK . . . . .	-	-	-	-	-	-	-	-	-	-	-	-
AIR . . . . .	-	-	-	-	(Z)	(Z)	-	-	-	-	-	-
PARCEL DELIVERY . . . . .	-	-	-	-	(Z)	(Z)	(Z)	(Z)	-	-	-	-
OTHER AND UNKNOWN . . . . .	-	-	-	-	-	-	-	-	-	-	-	-
VIRGINIA . . . . .	490	432	194	94	599	334	147	41	50	82	299	164

TABLE 1. SHIPMENTS BY MANUFACTURING ESTABLISHMENTS--ORIGIN AND MEANS OF TRANSPORT BY DESTINATION: 1977--CON.

VALUE (MILLION DOLLARS) AND TONS (THOUSANDS) OF SHIPMENTS BY DESTINATION--CON.

ORIGIN AND MEANS OF TRANSPORT	WEST NORTH CENTRAL--CON.								SOUTH ATLANTIC			
	NORTH DAKOTA		SOUTH DAKOTA		NEBRASKA		KANSAS		TOTAL		DELAWARE	
	VALUE	TONS	VALUE	TONS	VALUE	TONS	VALUE	TONS	VALUE	TONS	VALUE	TONS
MOTOR CARRIER.	466	364	96	216	164	198	410	190	1 236	657	3	1
ICC.	464	361	85	196	157	193	410	190	1 215	644	3	1
NON-ICC.	2	3	11	20	7	5	-	-	21	13	-	-
PRIVATE TRUCK.	66	47	101	505	280	1 184	146	412	107	70	1	(Z)
AIR.	2	1	-	-	(Z)	-	10	(Z)	17	1	-	-
WATER.	-	-	-	-	-	-	-	-	-	-	-	-
PARCEL DELIVERY.	1	(Z)	19	1	5	1	11	1	47	1	3	(Z)
OTHER AND UNKNOWN.	2	1	2	1	3	1	(Z)	(Z)	18	8	-	-
MISSOURI . . . . .	108	96	239	1 793	342	823	924	1 678	2 746	2 740	113	34
RAIL . . . . .	57	56	19	19	88	312	61	316	1 354	1 361	12	9
MOTOR CARRIER.	39	19	44	35	208	225	531	800	1 006	1 204	32	18
ICC.	39	19	44	35	208	225	521	780	987	1 190	18	16
NON-ICC.	-	-	-	-	-	-	10	20	19	15	14	2
PRIVATE TRUCK.	9	22	4	3	36	285	302	530	99	92	4	6
AIR.	(Z)	(Z)	(Z)	(Z)	(Z)	(Z)	1	1	144	1	64	(Z)
WATER.	-	-	-	-	-	-	-	-	42	71	-	-
PIPELINE . . . . .	-	-	169	1 735	-	-	-	-	-	-	-	-
PARCEL DELIVERY.	3	(Z)	1	(Z)	8	(Z)	21	2	94	9	(Z)	(Z)
OTHER AND UNKNOWN.	-	-	2	1	2	1	7	31	8	2	(Z)	(Z)
NORTH DAKOTA . . . . .	186	4 546	1	22	8	31	16	53	7	42	-	-
RAIL . . . . .	(Z)	-	-	-	8	31	16	53	5	37	-	-
MOTOR CARRIER.	22	33	(Z)	5	-	-	-	-	1	5	-	-
ICC.	(Z)	3	(Z)	5	-	-	-	-	-	-	-	-
NON-ICC.	22	31	-	-	-	-	-	-	1	5	-	-
PRIVATE TRUCK.	163	4 510	1	17	-	-	-	-	-	-	-	-
AIR.	-	-	-	-	-	-	-	-	1	(Z)	-	-
PARCEL DELIVERY.	-	-	-	-	-	-	-	-	-	-	-	-
SOUTH DAKOTA . . . . .	47	446	154	1 266	62	148	9	10	110	91	(Z)	(Z)
RAIL . . . . .	-	-	6	135	-	-	-	-	-	-	-	-
MOTOR CARRIER.	21	216	101	949	40	96	8	9	91	79	(Z)	(Z)
ICC.	21	216	99	947	40	96	8	9	91	79	(Z)	(Z)
NON-ICC.	-	-	3	1	-	-	-	-	-	-	-	-
PRIVATE TRUCK.	25	230	46	182	22	53	1	(Z)	18	12	-	-
AIR.	-	-	-	-	-	-	-	-	(Z)	(Z)	-	-
PARCEL DELIVERY.	(Z)	(Z)	1	(Z)	-	-	-	-	(Z)	(Z)	-	-
OTHER AND UNKNOWN.	-	-	-	-	-	-	-	-	-	-	-	-
NEBRASKA . . . . .	55	25	90	117	1 420	5 813	405	404	834	437	13	21
RAIL . . . . .	17	6	-	-	57	214	154	154	125	177	9	19
MOTOR CARRIER.	19	11	55	41	435	682	142	135	669	249	3	1
ICC.	19	11	55	41	429	632	142	135	669	249	3	1
NON-ICC.	-	-	-	-	6	50	-	-	-	-	-	-
PRIVATE TRUCK.	17	8	30	74	713	4 749	134	114	23	10	2	1
AIR.	(Z)	(Z)	-	-	-	-	(Z)	(Z)	1	(Z)	-	-
PARCEL DELIVERY.	2	(Z)	5	2	199	26	5	2	14	(Z)	-	-
OTHER AND UNKNOWN.	-	-	-	-	16	143	(Z)	(Z)	2	(Z)	-	-
KANSAS . . . . .	52	110	64	243	487	2 455	2 551	15 018	859	595	5	6
RAIL . . . . .	6	5	1	7	45	721	164	2 283	318	285	3	6
MOTOR CARRIER.	16	5	25	20	297	1 263	955	4 701	462	252	(Z)	(Z)
ICC.	16	5	25	20	294	1 261	874	4 396	462	252	(Z)	(Z)
NON-ICC.	-	-	-	-	2	1	81	305	-	-	-	-
PRIVATE TRUCK.	21	9	4	2	69	207	1 100	5 858	51	56	-	-
AIR.	1	(Z)	(Z)	(Z)	(Z)	(Z)	-	-	15	(Z)	(Z)	(Z)
WATER.	-	-	-	-	-	-	-	-	-	-	-	-
PIPELINE . . . . .	9	91	33	214	54	264	303	2 172	-	-	-	-
PARCEL DELIVERY.	(Z)	(Z)	(Z)	(Z)	2	(Z)	27	3	11	1	1	(Z)
OTHER AND UNKNOWN.	-	-	-	-	-	-	(Z)	(Z)	2	1	-	-
SOUTH ATLANTIC												
DELAWARE . . . . .	2	1	-	-	2	1	29	12	1 213	5 372	318	4 309
RAIL . . . . .	-	-	-	-	-	-	-	-	314	270	2	9
MOTOR CARRIER.	2	1	-	-	2	1	25	11	446	916	81	664
ICC.	2	1	-	-	2	1	25	11	437	335	75	91
NON-ICC.	-	-	-	-	-	-	-	-	9	581	6	573
PRIVATE TRUCK.	-	-	-	-	(Z)	(Z)	1	(Z)	295	2 813	93	2 391
AIR.	-	-	-	-	-	-	3	(Z)	(Z)	(Z)	-	-
WATER.	-	-	-	-	-	-	-	-	91	876	76	748
PIPELINE . . . . .	-	-	-	-	-	-	-	-	50	498	50	498
PARCEL DELIVERY.	(Z)	(Z)	(Z)	(Z)	-	-	(Z)	(Z)	2	(Z)	-	-
OTHER AND UNKNOWN.	-	-	-	-	-	-	-	-	15	(Z)	15	(Z)
MARYLAND . . . . .	1	(Z)	14	9	63	25	125	19	6 140	24 804	287	456
RAIL . . . . .	-	-	-	-	44	15	41	6	675	1 845	(Z)	1
MOTOR CARRIER.	1	(Z)	13	9	16	10	33	11	2 172	5 035	198	312
ICC.	1	(Z)	13	9	16	10	33	11	2 019	3 460	197	311
NON-ICC.	-	-	-	-	-	-	-	-	153	1 576	1	1
PRIVATE TRUCK.	-	-	-	-	-	-	3	2	2 809	17 336	85	142
AIR.	-	-	(Z)	(Z)	(Z)	(Z)	46	(Z)	59	59	-	-
WATER.	-	-	-	-	-	-	-	-	67	59	-	-
PIPELINE . . . . .	-	-	-	-	-	-	-	-	10	452	-	-
PARCEL DELIVERY.	(Z)	(Z)	(Z)	(Z)	2	(Z)	1	(Z)	108	6	3	(Z)
OTHER AND UNKNOWN.	-	-	-	-	-	-	(Z)	(Z)	239	69	1	1
DISTRICT OF COLUMBIA . . . . .	-	-	-	-	-	-	(Z)	(Z)	862	1 044	(Z)	(Z)
RAIL . . . . .	-	-	-	-	-	-	-	-	4	3	-	-
MOTOR CARRIER.	-	-	-	-	-	-	-	-	27	18	-	-
ICC.	-	-	-	-	-	-	-	-	27	18	-	-
PRIVATE TRUCK.	-	-	-	-	-	-	-	-	805	1 022	-	-
AIR.	-	-	-	-	-	-	(Z)	(Z)	-	-	-	-
PARCEL DELIVERY.	-	-	-	-	-	-	-	-	7	1	(Z)	(Z)
OTHER AND UNKNOWN.	-	-	-	-	-	-	-	-	20	(Z)	-	-
VIRGINIA . . . . .	7	3	14	2	31	8	50	33	10 969	33 786	116	195



TABLE 1. SHIPMENTS BY MANUFACTURING ESTABLISHMENTS--ORIGIN AND MEANS OF TRANSPORT BY DESTINATION: 1977--CON.

VALUE (MILLION DOLLARS) AND TONS (THOUSANDS) OF SHIPMENTS BY DESTINATION--CON.

ORIGIN AND MEANS OF TRANSPORT	SOUTH ATLANTIC--CON.											
	MARYLAND		DISTRICT OF COL.		VIRGINIA		WEST VIRGINIA		NORTH CAROLINA		SOUTH CAROLINA	
	VALUE	TONS	VALUE	TONS	VALUE	TONS	VALUE	TONS	VALUE	TONS	VALUE	TONS
MOTOR CARRIER . . . . .	120	63	5	1	188	67	39	16	354	205	35	20
ICC . . . . .	120	63	5	1	188	67	39	16	354	205	35	20
NDN-ICC . . . . .	-	-	-	-	-	-	-	-	(Z)	(Z)	-	-
PRIVATE TRUCK . . . . .	2	1	-	-	4	3	7	5	15	13	13	9
AIR . . . . .	-	-	1	(Z)	4	(Z)	(Z)	(Z)	(Z)	(Z)	(Z)	(Z)
WATER . . . . .	-	-	-	-	-	-	-	-	-	-	-	-
PARCEL DELIVERY . . . . .	4	(Z)	(Z)	(Z)	3	(Z)	2	(Z)	13	(Z)	1	(Z)
OTHER AND UNKNOWN . . . . .	(Z)	(Z)	(Z)	(Z)	2	1	(Z)	(Z)	6	2	-	-
MISSOURI . . . . .	198	149	29	5	247	128	130	192	313	213	171	90
RAIL . . . . .	119	88	8	3	106	61	26	72	136	139	79	38
MOTOR CARRIER . . . . .	61	51	13	2	113	56	55	44	128	59	62	34
ICC . . . . .	61	51	13	2	113	56	55	44	128	59	58	30
NON-ICC . . . . .	(Z)	(Z)	-	-	-	-	-	-	-	-	3	4
PRIVATE TRUCK . . . . .	4	9	(Z)	(Z)	3	10	7	10	28	14	21	17
AIR . . . . .	3	(Z)	1	(Z)	13	(Z)	(Z)	(Z)	1	(Z)	(Z)	(Z)
WATER . . . . .	-	-	-	-	-	-	39	65	-	-	-	-
PIPELINE . . . . .	-	-	-	-	-	-	-	-	-	-	-	-
PARCEL DELIVERY . . . . .	9	1	4	1	11	1	3	(Z)	19	1	9	1
OTHER AND UNKNOWN . . . . .	1	(Z)	3	(Z)	(Z)	(Z)	-	-	(Z)	(Z)	-	-
NORTH DAKOTA . . . . .	1	18	-	-	-	-	-	-	-	-	1	(Z)
RAIL . . . . .	1	18	-	-	-	-	-	-	-	-	-	-
MOTOR CARRIER . . . . .	-	-	-	-	-	-	-	-	-	-	-	-
ICC . . . . .	-	-	-	-	-	-	-	-	-	-	-	-
NDN-ICC . . . . .	-	-	-	-	-	-	-	-	-	-	-	-
PRIVATE TRUCK . . . . .	-	-	-	-	-	-	-	-	-	-	-	-
AIR . . . . .	-	-	-	-	-	-	-	-	-	-	1	(Z)
PARCEL DELIVERY . . . . .	-	-	-	-	-	-	-	-	-	-	-	-
SOUTH DAKOTA . . . . .	1	5	9	6	20	16	1	(Z)	15	12	1	2
RAIL . . . . .	-	-	-	-	-	-	-	-	-	-	-	-
MOTOR CARRIER . . . . .	1	5	9	6	8	6	-	-	15	12	1	2
ICC . . . . .	1	5	9	6	8	6	-	-	15	12	1	2
NON-ICC . . . . .	-	-	-	-	-	-	-	-	-	-	-	-
PRIVATE TRUCK . . . . .	-	-	-	-	12	10	1	(Z)	-	-	-	-
AIR . . . . .	-	-	-	-	-	-	-	-	-	-	-	-
PARCEL DELIVERY . . . . .	-	-	-	-	-	-	(Z)	(Z)	-	-	-	-
OTHER AND UNKNOWN . . . . .	-	-	-	-	-	-	-	-	-	-	-	-
NEBRASKA . . . . .	235	92	(Z)	(Z)	23	20	12	5	113	67	90	9
RAIL . . . . .	-	-	-	-	5	18	1	2	18	20	-	-
MOTOR CARRIER . . . . .	230	92	-	-	15	2	10	3	90	44	90	9
ICC . . . . .	230	92	-	-	15	2	10	3	90	44	90	9
NDN-ICC . . . . .	-	-	-	-	-	-	-	-	-	-	-	-
PRIVATE TRUCK . . . . .	-	-	-	-	(Z)	(Z)	-	-	4	3	(Z)	(Z)
AIR . . . . .	(Z)	(Z)	-	-	(Z)	(Z)	(Z)	(Z)	(Z)	(Z)	(Z)	(Z)
PARCEL DELIVERY . . . . .	5	(Z)	(Z)	(Z)	1	(Z)	1	(Z)	2	(Z)	(Z)	(Z)
OTHER AND UNKNOWN . . . . .	-	-	-	-	2	(Z)	-	-	-	-	-	-
KANSAS . . . . .	53	33	5	1	73	31	16	25	167	69	35	16
RAIL . . . . .	16	9	-	-	30	9	3	23	68	18	28	11
MOTOR CARRIER . . . . .	26	21	5	1	38	21	9	2	89	45	6	5
ICC . . . . .	26	21	5	1	38	21	9	2	89	45	-	-
NON-ICC . . . . .	-	-	-	-	-	-	-	-	-	-	-	-
PRIVATE TRUCK . . . . .	2	2	-	-	3	1	4	1	9	6	-	-
AIR . . . . .	3	(Z)	(Z)	(Z)	1	(Z)	(Z)	(Z)	1	(Z)	1	(Z)
WATER . . . . .	-	-	-	-	-	-	-	-	-	-	-	-
PIPELINE . . . . .	-	-	-	-	-	-	-	-	-	-	-	-
PARCEL DELIVERY . . . . .	4	(Z)	(Z)	(Z)	(Z)	(Z)	(Z)	(Z)	1	(Z)	1	(Z)
OTHER AND UNKNOWN . . . . .	2	1	-	-	-	-	-	-	(Z)	(Z)	-	-
SOUTH ATLANTIC												
DELAWARE . . . . .	145	453	(Z)	(Z)	167	232	14	15	118	77	180	133
RAIL . . . . .	2	17	-	-	23	62	-	-	35	16	112	93
MOTOR CARRIER . . . . .	79	67	(Z)	(Z)	95	50	12	6	57	47	38	26
ICC . . . . .	76	64	(Z)	(Z)	94	45	12	6	57	47	38	26
NDN-ICC . . . . .	3	4	-	-	(Z)	5	-	-	-	-	-	-
PRIVATE TRUCK . . . . .	49	242	-	-	50	119	1	8	26	15	31	14
AIR . . . . .	(Z)	(Z)	-	-	-	-	-	-	-	-	-	-
WATER . . . . .	15	127	-	-	(Z)	1	-	-	-	-	-	-
PIPELINE . . . . .	-	-	-	-	-	-	-	-	-	-	-	-
PARCEL DELIVERY . . . . .	(Z)	(Z)	-	-	(Z)	(Z)	1	(Z)	1	(Z)	-	-
OTHER AND UNKNOWN . . . . .	-	-	-	-	-	-	-	-	-	-	-	-
MARYLAND . . . . .	3 288	18 582	401	1 138	820	2 525	140	399	459	846	149	146
RAIL . . . . .	253	756	-	-	17	378	30	120	41	122	50	54
MOTOR CARRIER . . . . .	625	2 431	181	177	453	978	77	189	341	645	76	77
ICC . . . . .	494	926	178	124	446	971	77	189	335	641	74	75
NON-ICC . . . . .	131	1 505	3	54	8	7	-	-	7	5	2	2
PRIVATE TRUCK . . . . .	2 070	14 893	200	960	293	1 112	31	90	67	78	19	15
AIR . . . . .	44	1	(Z)	(Z)	1	(Z)	(Z)	(Z)	1	(Z)	1	(Z)
WATER . . . . .	33	7	-	-	19	28	-	-	-	-	-	-
PIPELINE . . . . .	10	452	-	-	-	-	-	-	-	-	-	-
PARCEL DELIVERY . . . . .	40	3	20	1	11	(Z)	2	(Z)	8	(Z)	3	(Z)
OTHER AND UNKNOWN . . . . .	211	40	(Z)	(Z)	26	28	-	-	1	1	(Z)	(Z)
DISTRICT OF COLUMBIA . . . . .	19	51	827	979	5	2	-	-	3	6	2	2
RAIL . . . . .	-	-	-	-	-	-	-	-	-	-	-	-
MOTOR CARRIER . . . . .	10	3	7	4	3	1	-	-	3	6	2	2
ICC . . . . .	10	3	7	4	3	1	-	-	3	6	2	2
PRIVATE TRUCK . . . . .	7	48	797	974	1	(Z)	-	-	-	-	-	-
AIR . . . . .	-	-	-	-	-	-	-	-	-	-	-	-
PARCEL DELIVERY . . . . .	2	(Z)	4	(Z)	1	(Z)	-	-	-	-	(Z)	(Z)
OTHER AND UNKNOWN . . . . .	(Z)	(Z)	20	(Z)	-	-	-	-	-	-	-	-
VIRGINIA . . . . .	863	2 182	328	652	5 560	24 964	360	795	1 913	3 806	593	418

TABLE 1. SHIPMENTS BY MANUFACTURING ESTABLISHMENTS--ORIGIN AND MEANS OF TRANSPORT BY DESTINATION: 1977--CON.

VALUE (MILLION DOLLARS) AND TONS (THOUSANDS) OF SHIPMENTS BY DESTINATION--CON.

ORIGIN AND MEANS OF TRANSPORT	SOUTH ATLANTIC--CON.						EAST SOUTH CENTRAL					
	GEORGIA		FLORIDA		TOTAL		KENTUCKY		TENNESSEE		ALABAMA	
	VALUE	TONS	VALUE	TONS	VALUE	TONS	VALUE	TONS	VALUE	TONS	VALUE	TONS
MOTOR CARRIER . . . . .	267	166	224	119	537	291	96	47	338	191	78	44
ICC . . . . .	267	166	203	106	536	291	96	47	337	190	78	44
NON-ICC . . . . .	-	-	21	13	1	(Z)	-	-	1	(Z)	-	-
PRIVATE TRUCK . . . . .	22	11	43	29	193	81	69	13	60	36	9	12
AIR . . . . .	4	(Z)	7	(Z)	1	(Z)	(Z)	(Z)	(Z)	(Z)	(Z)	(Z)
WATER . . . . .	-	-	-	-	-	-	-	-	-	-	-	-
PIPELINE . . . . .	-	-	-	-	-	-	-	-	-	-	-	-
PARCEL DELIVERY . . . . .	12	(Z)	7	(Z)	13	1	3	(Z)	5	1	4	(Z)
OTHER AND UNKNOWN . . . . .	2	1	7	3	11	4	(Z)	(Z)	7	3	(Z)	(Z)
MISSOURI . . . . .	693	532	853	1 398	1 773	2 405	507	741	584	1 030	383	381
RAIL . . . . .	401	382	468	570	552	1 283	95	312	235	610	98	245
MOTOR CARRIER . . . . .	186	126	356	814	886	681	275	207	223	230	235	113
ICC . . . . .	185	119	355	813	885	680	275	207	223	230	234	112
NON-ICC . . . . .	1	7	1	1	1	1	(Z)	(Z)	(Z)	(Z)	1	1
PRIVATE TRUCK . . . . .	24	22	6	4	255	370	125	222	104	126	14	16
AIR . . . . .	57	(Z)	5	(Z)	13	1	(Z)	3	(Z)	10	1	1
WATER . . . . .	-	-	3	6	1	62	-	-	1	62	-	-
PIPELINE . . . . .	-	-	-	-	-	-	-	-	-	-	-	-
PARCEL DELIVERY . . . . .	23	1	15	2	52	3	11	1	18	1	13	1
OTHER AND UNKNOWN . . . . .	3	1	1	1	14	5	(Z)	(Z)	1	(Z)	13	5
NORTH DAKOTA . . . . .	-	-	5	24	-	-	-	-	-	-	-	-
RAIL . . . . .	-	-	4	19	-	-	-	-	-	-	-	-
MOTOR CARRIER . . . . .	-	-	1	5	-	-	-	-	-	-	-	-
ICC . . . . .	-	-	-	-	-	-	-	-	-	-	-	-
NON-ICC . . . . .	-	-	1	5	-	-	-	-	-	-	-	-
PRIVATE TRUCK . . . . .	-	-	-	-	-	-	-	-	-	-	-	-
AIR . . . . .	-	-	(Z)	(Z)	-	-	-	-	-	-	-	-
PARCEL DELIVERY . . . . .	-	-	-	-	-	-	-	-	-	-	-	-
SOUTH DAKOTA . . . . .	20	13	42	36	42	33	7	3	17	17	18	13
RAIL . . . . .	-	-	-	-	-	-	-	-	-	-	-	-
MOTOR CARRIER . . . . .	15	12	42	36	34	30	(Z)	(Z)	16	16	18	13
ICC . . . . .	15	12	42	36	34	30	(Z)	(Z)	16	16	18	13
NON-ICC . . . . .	-	-	-	-	-	-	-	-	-	-	-	-
PRIVATE TRUCK . . . . .	6	1	-	-	8	3	7	3	1	(Z)	-	-
AIR . . . . .	-	-	(Z)	(Z)	-	-	-	-	-	-	-	-
PARCEL DELIVERY . . . . .	-	-	(Z)	(Z)	(Z)	(Z)	-	-	(Z)	(Z)	(Z)	(Z)
OTHER AND UNKNOWN . . . . .	-	-	-	-	-	-	-	-	-	-	-	-
NEBRASKA . . . . .	176	104	172	119	227	154	35	33	59	56	126	55
RAIL . . . . .	79	59	14	60	60	71	3	5	17	37	38	18
MOTOR CARRIER . . . . .	78	39	154	59	150	81	32	27	26	16	87	37
ICC . . . . .	78	39	154	59	150	81	32	27	26	16	87	37
NON-ICC . . . . .	-	-	-	-	-	-	-	-	-	-	-	-
PRIVATE TRUCK . . . . .	17	6	-	-	15	2	-	-	15	2	-	-
AIR . . . . .	1	(Z)	(Z)	(Z)	(Z)	(Z)	-	-	(Z)	(Z)	(Z)	(Z)
PARCEL DELIVERY . . . . .	1	(Z)	4	(Z)	1	(Z)	(Z)	(Z)	1	(Z)	(Z)	(Z)
OTHER AND UNKNOWN . . . . .	-	-	-	-	(Z)	(Z)	-	-	-	-	(Z)	(Z)
KANSAS . . . . .	211	129	295	285	888	1 261	78	77	520	774	79	97
RAIL . . . . .	61	32	109	177	214	876	4	26	128	580	9	40
MOTOR CARRIER . . . . .	120	56	170	103	275	262	66	48	68	87	54	48
ICC . . . . .	120	56	170	103	257	185	65	47	63	51	48	29
NON-ICC . . . . .	-	-	-	-	18	77	1	2	5	36	5	19
PRIVATE TRUCK . . . . .	26	41	6	5	389	122	5	2	320	106	15	10
AIR . . . . .	2	(Z)	7	(Z)	3	(Z)	2	(Z)	1	(Z)	(Z)	(Z)
WATER . . . . .	-	-	-	-	-	-	-	-	-	-	-	-
PIPELINE . . . . .	-	-	-	-	-	-	-	-	-	-	-	-
PARCEL DELIVERY . . . . .	2	(Z)	3	(Z)	6	(Z)	1	(Z)	3	(Z)	1	(Z)
OTHER AND UNKNOWN . . . . .	-	-	(Z)	(Z)	(Z)	(Z)	-	-	-	-	(Z)	(Z)
SOUTH ATLANTIC												
DELAWARE . . . . .	128	96	142	56	287	212	52	54	187	120	30	27
RAIL . . . . .	42	40	98	33	169	139	22	37	116	81	21	18
MOTOR CARRIER . . . . .	46	38	38	17	107	63	29	16	64	35	9	9
ICC . . . . .	46	38	38	17	107	63	29	16	64	35	9	9
NON-ICC . . . . .	-	-	-	-	-	-	-	-	-	-	-	-
PRIVATE TRUCK . . . . .	39	18	6	5	12	10	1	1	7	4	-	-
AIR . . . . .	(Z)	(Z)	(Z)	(Z)	-	-	-	-	-	-	-	-
WATER . . . . .	-	-	-	-	-	-	-	-	-	-	-	-
PIPELINE . . . . .	-	-	-	-	-	-	-	-	-	-	-	-
PARCEL DELIVERY . . . . .	-	-	1	(Z)	(Z)	(Z)	(Z)	(Z)	(Z)	(Z)	-	-
OTHER AND UNKNOWN . . . . .	-	-	-	-	-	-	-	-	-	-	-	-
MARYLAND . . . . .	324	355	272	356	607	573	161	116	246	309	150	137
RAIL . . . . .	136	195	148	219	174	98	4	8	95	79	76	11
MOTOR CARRIER . . . . .	141	141	80	84	369	461	134	105	130	224	63	121
ICC . . . . .	140	141	78	83	367	460	134	105	128	223	63	121
NON-ICC . . . . .	1	1	2	1	2	1	-	-	2	1	(Z)	(Z)
PRIVATE TRUCK . . . . .	34	18	11	29	17	12	3	2	7	5	7	5
AIR . . . . .	1	(Z)	11	1	8	1	(Z)	(Z)	5	(Z)	1	(Z)
WATER . . . . .	-	-	15	23	-	-	-	-	-	-	-	-
PIPELINE . . . . .	-	-	-	-	-	-	-	-	-	-	-	-
PARCEL DELIVERY . . . . .	12	1	7	1	35	1	19	(Z)	9	(Z)	4	(Z)
OTHER AND UNKNOWN . . . . .	(Z)	(Z)	-	-	3	1	1	1	1	1	-	-
DISTRICT OF COLUMBIA . . . . .	4	4	1	1	5	7	(Z)	(Z)	4	7	1	(Z)
RAIL . . . . .	4	3	-	-	-	-	-	-	-	-	-	-
MOTOR CARRIER . . . . .	1	1	1	1	5	7	(Z)	(Z)	4	7	(Z)	(Z)
ICC . . . . .	1	1	1	1	5	7	(Z)	(Z)	4	7	(Z)	(Z)
PRIVATE TRUCK . . . . .	-	-	-	-	-	-	-	-	-	-	-	-
AIR . . . . .	-	-	-	-	-	-	-	-	-	-	-	-
PARCEL DELIVERY . . . . .	-	-	(Z)	(Z)	(Z)	(Z)	-	-	-	-	(Z)	(Z)
OTHER AND UNKNOWN . . . . .	-	-	-	-	-	-	-	-	-	-	-	-
VIRGINIA . . . . .	825	523	411	250	1 871	1 275	542	425	793	471	399	304

TABLE 1. SHIPMENTS BY MANUFACTURING ESTABLISHMENTS--ORIGIN AND MEANS OF TRANSPORT BY DESTINATION: 1977--CON.

VALUE (MILLION DOLLARS) AND TONS (THOUSANDS) OF SHIPMENTS BY DESTINATION--CON.

ORIGIN AND MEANS OF TRANSPORT	EAST SOUTH CENTRAL--CON.				WEST SOUTH CENTRAL							
	MISSISSIPPI		TOTAL		ARKANSAS		LOUISIANA		OKLAHOMA		TEXAS	
	VALUE	TONS	VALUE	TONS	VALUE	TONS	VALUE	TONS	VALUE	TONS	VALUE	TONS
MOTOR CARRIER . . . . .	24	10	1 396	604	59	15	127	54	410	180	801	355
ICC . . . . .	24	10	1 395	603	58	13	127	54	410	180	801	355
NON-ICC . . . . .	-	-	1	1	1	1	-	-	-	-	-	-
PRIVATE TRUCK . . . . .	55	19	98	61	27	13	16	16	19	10	37	23
AIR . . . . .	1	(Z)	9	2	1	(Z)	2	1	2	(Z)	3	1
WATER . . . . .	-	-	37	149	-	-	37	149	-	-	-	-
PARCEL DELIVERY . . . . .	1	(Z)	55	2	2	(Z)	10	(Z)	12	(Z)	31	1
OTHER AND UNKNOWN . . . . .	3	1	20	8	3	1	(Z)	(Z)	1	1	15	6
MISSOURI . . . . .	299	253	4 896	6 528	600	1 398	855	977	700	1 011	2 741	3 142
RAIL . . . . .	124	115	2 250	2 946	90	266	423	468	232	423	1 506	1 789
MOTOR CARRIER . . . . .	153	131	1 844	2 633	372	925	197	147	332	357	943	1 203
ICC . . . . .	153	131	1 837	2 622	372	925	195	142	332	357	938	1 197
NON-ICC . . . . .	-	-	7	11	-	-	2	5	-	-	5	6
PRIVATE TRUCK . . . . .	12	6	465	692	124	206	64	110	85	230	192	146
AIR . . . . .	(Z)	(Z)	127	10	-	-	57	10	35	(Z)	35	(Z)
WATER . . . . .	-	-	92	237	-	-	90	237	-	-	2	(Z)
PIPELINE . . . . .	-	-	-	-	-	-	-	-	-	-	-	-
PARCEL DELIVERY . . . . .	10	1	107	6	14	1	16	1	16	1	61	3
OTHER AND UNKNOWN . . . . .	-	-	11	4	(Z)	(Z)	9	3	1	(Z)	1	(Z)
NORTH DAKOTA . . . . .	-	-	1	37	-	-	-	-	-	-	1	37
RAIL . . . . .	-	-	1	37	-	-	-	-	-	-	1	37
MOTOR CARRIER . . . . .	-	-	-	-	-	-	-	-	-	-	-	-
ICC . . . . .	-	-	-	-	-	-	-	-	-	-	-	-
NON-ICC . . . . .	-	-	-	-	-	-	-	-	-	-	-	-
PRIVATE TRUCK . . . . .	-	-	-	-	-	-	-	-	-	-	-	-
AIR . . . . .	-	-	-	-	-	-	-	-	-	-	-	-
PARCEL DELIVERY . . . . .	-	-	-	-	-	-	-	-	-	-	-	-
OTHER AND UNKNOWN . . . . .	-	-	-	-	-	-	-	-	-	-	-	-
SOUTH DAKOTA . . . . .	(Z)	(Z)	112	90	1	(Z)	62	45	(Z)	(Z)	48	44
RAIL . . . . .	-	-	4	9	-	-	-	-	-	-	4	9
MOTOR CARRIER . . . . .	-	-	105	80	-	-	62	45	(Z)	(Z)	43	35
ICC . . . . .	-	-	105	80	-	-	62	45	(Z)	(Z)	43	35
NON-ICC . . . . .	-	-	-	-	-	-	-	-	-	-	-	-
PRIVATE TRUCK . . . . .	-	-	2	1	1	(Z)	-	-	-	-	1	(Z)
AIR . . . . .	-	-	-	-	-	-	-	-	-	-	-	-
PARCEL DELIVERY . . . . .	(Z)	(Z)	(Z)	(Z)	(Z)	(Z)	-	-	-	-	(Z)	(Z)
OTHER AND UNKNOWN . . . . .	-	-	-	-	-	-	-	-	-	-	-	-
NEBRASKA . . . . .	7	11	606	534	41	42	61	96	69	105	435	291
RAIL . . . . .	1	10	170	220	3	5	15	65	26	54	126	96
MOTOR CARRIER . . . . .	6	1	383	245	35	29	42	30	31	32	276	153
ICC . . . . .	6	1	352	229	35	29	42	30	31	32	245	137
NON-ICC . . . . .	-	-	31	17	-	-	-	-	-	-	31	17
PRIVATE TRUCK . . . . .	-	-	40	67	3	8	-	-	13	18	25	41
AIR . . . . .	-	-	5	(Z)	-	-	2	(Z)	-	-	3	(Z)
PARCEL DELIVERY . . . . .	(Z)	(Z)	6	(Z)	-	-	(Z)	(Z)	(Z)	(Z)	6	(Z)
OTHER AND UNKNOWN . . . . .	-	-	2	(Z)	-	-	2	(Z)	-	-	-	-
KANSAS . . . . .	211	313	2 222	6 604	258	622	198	407	658	4 153	1 108	1 423
RAIL . . . . .	74	230	525	1 658	27	129	105	325	47	418	346	785
MOTOR CARRIER . . . . .	87	79	988	1 390	160	237	80	69	158	759	591	324
ICC . . . . .	80	58	976	1 317	160	237	80	69	146	687	591	324
NON-ICC . . . . .	7	21	12	73	-	-	-	-	12	73	-	-
PRIVATE TRUCK . . . . .	49	4	363	1 072	70	255	4	12	172	492	117	313
AIR . . . . .	(Z)	(Z)	55	(Z)	(Z)	(Z)	4	(Z)	1	(Z)	50	(Z)
WATER . . . . .	-	-	1	(Z)	-	-	-	-	-	-	-	-
PIPELINE . . . . .	-	-	278	2 483	-	-	1	(Z)	278	2 483	-	-
PARCEL DELIVERY . . . . .	1	(Z)	11	1	1	(Z)	1	1	1	(Z)	5	(Z)
OTHER AND UNKNOWN . . . . .	-	-	1	(Z)	(Z)	(Z)	-	-	1	(Z)	-	-
SOUTH ATLANTIC												
DELAWARE . . . . .	18	12	187	141	13	3	48	22	27	35	99	81
RAIL . . . . .	10	3	74	67	1	1	-	-	16	27	57	39
MOTOR CARRIER . . . . .	4	4	82	60	8	1	25	14	11	8	37	37
ICC . . . . .	4	4	82	60	8	1	25	14	11	8	37	37
NON-ICC . . . . .	-	-	-	-	-	-	-	-	-	-	-	-
PRIVATE TRUCK . . . . .	4	5	31	13	3	1	23	8	-	-	5	5
AIR . . . . .	-	-	1	(Z)	(Z)	(Z)	-	-	(Z)	(Z)	1	(Z)
WATER . . . . .	-	-	-	-	-	-	-	-	-	-	-	-
PIPELINE . . . . .	-	-	-	-	-	-	-	-	-	-	-	-
PARCEL DELIVERY . . . . .	-	-	(Z)	(Z)	-	-	(Z)	(Z)	-	-	(Z)	(Z)
OTHER AND UNKNOWN . . . . .	-	-	-	-	-	-	-	-	-	-	-	-
MARYLAND . . . . .	50	11	599	471	18	6	42	24	62	84	477	357
RAIL . . . . .	-	-	174	224	2	1	(Z)	1	12	34	159	187
MOTOR CARRIER . . . . .	43	10	260	114	12	4	36	22	47	49	165	39
ICC . . . . .	43	10	231	109	9	3	36	22	42	47	144	39
NON-ICC . . . . .	-	-	29	5	3	1	-	-	5	3	21	1
PRIVATE TRUCK . . . . .	-	-	97	94	(Z)	(Z)	(Z)	(Z)	2	(Z)	94	93
AIR . . . . .	2	(Z)	23	1	(Z)	(Z)	2	(Z)	(Z)	(Z)	21	1
WATER . . . . .	-	-	24	35	(Z)	(Z)	1	1	-	-	23	34
PIPELINE . . . . .	-	-	-	-	-	-	-	-	-	-	-	-
PARCEL DELIVERY . . . . .	3	(Z)	21	2	3	(Z)	2	(Z)	1	(Z)	14	2
OTHER AND UNKNOWN . . . . .	2	(Z)	1	(Z)	-	-	(Z)	(Z)	-	-	(Z)	(Z)
DISTRICT OF COLUMBIA . . . . .	-	-	6	10	-	-	2	2	(Z)	(Z)	4	8
RAIL . . . . .	-	-	-	-	-	-	-	-	-	-	-	-
MOTOR CARRIER . . . . .	-	-	5	7	-	-	2	2	-	-	3	5
ICC . . . . .	-	-	5	7	-	-	2	2	-	-	3	5
PRIVATE TRUCK . . . . .	-	-	-	-	-	-	-	-	-	-	-	-
AIR . . . . .	-	-	1	2	-	-	-	-	-	-	1	2
PARCEL DELIVERY . . . . .	-	-	(Z)	(Z)	-	-	-	-	(Z)	(Z)	(Z)	(Z)
OTHER AND UNKNOWN . . . . .	-	-	-	-	-	-	-	-	-	-	-	-
VIRGINIA . . . . .	137	75	854	445	82	52	208	126	188	45	376	222



TABLE 1. SHIPMENTS BY MANUFACTURING ESTABLISHMENTS--ORIGIN AND MEANS OF TRANSPORT BY DESTINATION: 1977--CON.

VALUE (MILLION DOLLARS) AND TONS (THOUSANDS) OF SHIPMENTS BY DESTINATION--CON.

ORIGIN AND MEANS OF TRANSPORT	MOUNTAIN											
	TOTAL		MONTANA		IOWA		WYOMING		COLORADO		NEW MEXICO	
	VALUE	TONS	VALUE	TONS	VALUE	TONS	VALUE	TONS	VALUE	TONS	VALUE	TONS
MOTOR CARRIER . . . . .	652	273	80	30	55	32	7	2	377	161	21	10
ICC . . . . .	647	267	80	30	55	32	7	2	372	155	21	10
NON-ICC . . . . .	5	6	-	-	-	-	-	-	5	6	-	-
PRIVATE TRUCK . . . . .	47	40	11	8	8	7	7	4	16	19	(Z)	1
AIR . . . . .	1	(Z)	(Z)	(Z)	-	-	-	-	(Z)	(Z)	(Z)	(Z)
WATER . . . . .	-	-	-	-	-	-	-	-	-	-	-	-
PARCEL DELIVERY . . . . .	19	1	3	(Z)	1	(Z)	3	(Z)	5	(Z)	2	(Z)
OTHER AND UNKNOWN . . . . .	11	5	1	(Z)	-	-	3	1	1	(Z)	4	2
MISSOURI . . . . .	1 231	1 099	105	65	44	32	19	27	443	549	232	67
RAIL . . . . .	607	691	77	54	33	28	9	18	170	248	39	50
MOTOR CARRIER . . . . .	487	341	20	10	9	3	8	9	189	263	182	13
ICC . . . . .	486	341	19	10	9	3	8	9	189	262	182	13
NON-ICC . . . . .	(Z)	(Z)	(Z)	(Z)	(Z)	(Z)	-	-	(Z)	(Z)	-	-
PRIVATE TRUCK . . . . .	77	60	(Z)	(Z)	(Z)	(Z)	-	-	63	36	4	4
AIR . . . . .	9	1	-	-	(Z)	(Z)	(Z)	(Z)	7	1	1	(Z)
WATER . . . . .	-	-	-	-	-	-	-	-	-	-	-	-
PIPELINE . . . . .	-	-	-	-	-	-	-	-	-	-	-	-
PARCEL DELIVERY . . . . .	48	3	6	(Z)	1	(Z)	2	(Z)	12	1	7	(Z)
OTHER AND UNKNOWN . . . . .	3	3	1	(Z)	(Z)	(Z)	-	-	2	1	-	-
NORTH DAKOTA . . . . .	14	34	8	27	-	-	-	-	6	7	-	-
RAIL . . . . .	(Z)	9	(Z)	9	-	-	-	-	-	-	-	-
MOTOR CARRIER . . . . .	(Z)	3	(Z)	1	-	-	-	-	(Z)	2	-	-
ICC . . . . .	(Z)	3	(Z)	1	-	-	-	-	(Z)	2	-	-
NON-ICC . . . . .	-	-	-	-	-	-	-	-	-	-	-	-
PRIVATE TRUCK . . . . .	14	22	8	17	-	-	-	-	6	5	-	-
AIR . . . . .	(Z)	(Z)	-	-	-	-	-	-	-	-	-	-
PARCEL DELIVERY . . . . .	-	-	-	-	-	-	-	-	-	-	-	-
SOUTH DAKOTA . . . . .	219	738	87	124	7	4	29	494	32	28	24	17
RAIL . . . . .	-	-	-	-	-	-	-	-	-	-	-	-
MOTOR CARRIER . . . . .	140	479	19	35	7	4	18	325	32	28	24	17
ICC . . . . .	140	479	19	35	7	4	18	325	32	28	24	17
NON-ICC . . . . .	-	-	-	-	-	-	-	-	-	-	-	-
PRIVATE TRUCK . . . . .	79	259	67	89	-	-	11	170	-	-	-	-
AIR . . . . .	-	-	-	-	-	-	-	-	-	-	-	-
PARCEL DELIVERY . . . . .	-	-	-	-	-	-	-	-	-	-	-	-
OTHER AND UNKNOWN . . . . .	-	-	-	-	-	-	-	-	-	-	-	-
NEBRASKA . . . . .	481	440	156	159	43	16	15	20	182	174	10	5
RAIL . . . . .	89	138	83	123	-	-	2	12	(Z)	(Z)	4	3
MOTOR CARRIER . . . . .	296	179	38	15	36	14	3	2	150	89	(Z)	(Z)
ICC . . . . .	296	179	38	15	36	14	3	2	150	89	(Z)	(Z)
NON-ICC . . . . .	-	-	-	-	-	-	-	-	-	-	-	-
PRIVATE TRUCK . . . . .	86	121	35	20	5	2	10	6	30	84	1	1
AIR . . . . .	2	(Z)	-	-	1	(Z)	-	-	1	(Z)	-	-
PARCEL DELIVERY . . . . .	9	1	(Z)	(Z)	1	(Z)	-	-	1	(Z)	5	1
OTHER AND UNKNOWN . . . . .	(Z)	(Z)	-	-	-	-	-	-	-	-	(Z)	(Z)
KANSAS . . . . .	1 096	5 053	260	1 103	58	413	59	30	554	3 185	53	214
RAIL . . . . .	221	429	73	26	7	25	27	10	90	153	14	199
MOTOR CARRIER . . . . .	500	2 316	115	452	3	2	11	5	251	1 781	35	13
ICC . . . . .	499	2 314	115	452	3	1	11	5	250	1 779	35	13
NON-ICC . . . . .	1	2	-	-	1	1	-	-	1	2	-	-
PRIVATE TRUCK . . . . .	363	2 307	73	625	47	386	19	14	211	1 251	2	2
AIR . . . . .	5	(Z)	-	-	(Z)	(Z)	(Z)	(Z)	2	(Z)	1	(Z)
WATER . . . . .	-	-	-	-	-	-	-	-	-	-	-	-
PIPELINE . . . . .	-	-	-	-	-	-	-	-	-	-	-	-
PARCEL DELIVERY . . . . .	7	1	(Z)	(Z)	(Z)	(Z)	2	(Z)	1	(Z)	1	(Z)
OTHER AND UNKNOWN . . . . .	(Z)	(Z)	-	-	-	-	-	-	(Z)	(Z)	-	-
SOUTH ATLANTIC												
DELAWARE . . . . .	70	27	10	4	11	4	-	-	39	16	9	3
RAIL . . . . .	38	13	10	3	-	-	-	-	20	7	9	3
MOTOR CARRIER . . . . .	32	14	1	1	11	4	-	-	19	8	(Z)	(Z)
ICC . . . . .	32	14	1	1	11	4	-	-	19	8	(Z)	(Z)
NON-ICC . . . . .	-	-	-	-	-	-	-	-	-	-	-	-
PRIVATE TRUCK . . . . .	-	-	-	-	-	-	-	-	-	-	-	-
AIR . . . . .	-	-	-	-	-	-	-	-	-	-	-	-
WATER . . . . .	-	-	-	-	-	-	-	-	-	-	-	-
PIPELINE . . . . .	-	-	-	-	-	-	-	-	-	-	-	-
PARCEL DELIVERY . . . . .	1	(Z)	(Z)	(Z)	-	-	-	-	-	-	-	-
OTHER AND UNKNOWN . . . . .	-	-	-	-	-	-	-	-	-	-	-	-
MARYLAND . . . . .	149	48	5	2	(Z)	(Z)	2	(Z)	68	16	(Z)	(Z)
RAIL . . . . .	56	27	-	-	-	-	-	-	43	9	-	-
MOTOR CARRIER . . . . .	81	19	4	2	(Z)	(Z)	2	(Z)	22	6	(Z)	(Z)
ICC . . . . .	74	15	4	2	(Z)	(Z)	2	(Z)	22	6	(Z)	(Z)
NON-ICC . . . . .	7	3	-	-	-	-	-	-	-	-	-	-
PRIVATE TRUCK . . . . .	3	(Z)	-	-	(Z)	(Z)	-	-	(Z)	(Z)	-	-
AIR . . . . .	2	(Z)	1	(Z)	(Z)	(Z)	(Z)	(Z)	(Z)	(Z)	(Z)	(Z)
WATER . . . . .	-	-	-	-	-	-	-	-	-	-	-	-
PIPELINE . . . . .	-	-	-	-	-	-	-	-	-	-	-	-
PARCEL DELIVERY . . . . .	4	1	(Z)	(Z)	(Z)	(Z)	(Z)	(Z)	2	1	(Z)	(Z)
OTHER AND UNKNOWN . . . . .	2	1	-	-	-	-	-	-	1	(Z)	-	-
DISTRICT OF COLUMBIA . . . . .	3	4	-	-	-	-	-	-	2	3	1	1
RAIL . . . . .	(Z)	1	-	-	-	-	-	-	2	3	(Z)	1
MOTOR CARRIER . . . . .	2	3	-	-	-	-	-	-	2	3	(Z)	(Z)
ICC . . . . .	2	3	-	-	-	-	-	-	2	3	(Z)	(Z)
NON-ICC . . . . .	-	-	-	-	-	-	-	-	-	-	-	-
PRIVATE TRUCK . . . . .	-	-	-	-	-	-	-	-	-	-	-	-
AIR . . . . .	-	-	-	-	-	-	-	-	-	-	-	-
PARCEL DELIVERY . . . . .	(Z)	(Z)	-	-	-	-	-	-	-	-	-	-
OTHER AND UNKNOWN . . . . .	-	-	-	-	-	-	-	-	-	-	-	-
VIRGINIA . . . . .	278	66	4	1	4	1	(Z)	(Z)	102	24	52	6

TABLE 1. SHIPMENTS BY MANUFACTURING ESTABLISHMENTS--ORIGIN AND MEANS OF TRANSPORT BY DESTINATION: 1977--CON.

VALUE (MILLION DOLLARS) AND TONS (THOUSANDS) OF SHIPMENTS BY DESTINATION--CON.

ORIGIN AND MEANS OF TRANSPORT	MOUNTAIN--CON.						PACIFIC			
	ARIZONA		UTAH		NEVADA		TOTAL		WASHINGTON	
	VALUE	TONS	VALUE	TONS	VALUE	TONS	VALUE	TONS	VALUE	TONS
MOTOR CARRIER . . . . .	64	22	32	9	15	6	659	397	99	39
ICC . . . . .	64	22	32	9	15	6	641	388	80	30
NON-ICC . . . . .	(2)	(2)	-	-	-	-	19	9	18	9
PRIVATE TRUCK . . . . .	3	2	2	1	-	-	784	663	17	9
AIR . . . . .	(2)	(2)	(2)	(2)	-	-	2	1	7	(2)
WATER . . . . .	-	-	-	-	-	-	-	(2)	-	-
PARCEL DELIVERY . . . . .	5	(2)	1	(2)	(2)	(2)	55	1	6	(2)
OTHER AND UNKNOWN . . . . .	1	1	(2)	(2)	1	1	33	14	6	2
MISSOURI . . . . .	214	246	138	65	36	50	3 116	1 045	217	130
RAIL . . . . .	161	215	96	35	22	43	1 321	828	142	111
MOTOR CARRIER . . . . .	38	14	27	23	13	6	484	187	60	18
ICC . . . . .	38	14	27	23	13	6	472	173	60	18
NON-ICC . . . . .	-	-	(2)	(2)	-	-	12	14	-	-
PRIVATE TRUCK . . . . .	3	14	7	6	-	-	36	19	(2)	1
AIR . . . . .	1	(2)	1	(2)	(2)	(2)	1 101	4	1	(2)
WATER . . . . .	-	-	-	-	-	-	16	4	-	-
PIPELINE . . . . .	-	-	-	-	-	-	-	-	-	-
PARCEL DELIVERY . . . . .	11	1	7	(2)	1	(2)	155	4	14	1
OTHER AND UNKNOWN . . . . .	(2)	2	-	-	-	-	3	1	1	(2)
NORTH DAKOTA . . . . .	(2)	(2)	-	-	-	-	129	478	69	266
RAIL . . . . .	-	-	-	-	-	-	26	222	7	118
MOTOR CARRIER . . . . .	-	-	-	-	-	-	17	52	-	-
ICC . . . . .	-	-	-	-	-	-	1	6	-	-
NON-ICC . . . . .	-	-	-	-	-	-	17	46	-	-
PRIVATE TRUCK . . . . .	-	-	-	-	-	-	83	204	63	148
AIR . . . . .	(2)	(2)	-	-	-	-	3	(2)	(2)	(2)
PARCEL DELIVERY . . . . .	-	-	-	-	-	-	-	-	-	-
SOUTH DAKOTA . . . . .	18	13	21	15	2	44	90	67	43	30
RAIL . . . . .	-	-	-	-	-	-	6	15	-	-
MOTOR CARRIER . . . . .	18	13	21	15	2	44	62	40	24	19
ICC . . . . .	18	13	21	15	2	44	62	40	24	19
NON-ICC . . . . .	-	-	-	-	-	-	-	-	-	-
PRIVATE TRUCK . . . . .	-	-	-	-	-	-	21	12	20	11
AIR . . . . .	-	-	-	-	-	-	-	-	-	-
PARCEL DELIVERY . . . . .	-	-	-	-	-	-	1	(2)	(2)	(2)
OTHER AND UNKNOWN . . . . .	-	-	-	-	-	-	-	-	-	-
NEBRASKA . . . . .	48	32	25	34	2	(2)	1 009	1 009	178	123
RAIL . . . . .	-	-	-	-	-	-	428	738	40	47
MOTOR CARRIER . . . . .	47	32	21	26	1	(2)	534	256	133	74
ICC . . . . .	47	32	21	26	1	(2)	522	250	133	74
NON-ICC . . . . .	-	-	-	-	-	-	12	6	-	-
PRIVATE TRUCK . . . . .	-	-	3	7	(2)	(2)	24	14	4	1
AIR . . . . .	1	(2)	-	-	-	-	4	(2)	(2)	(2)
PARCEL DELIVERY . . . . .	1	(2)	1	(2)	(2)	(2)	19	1	1	(2)
OTHER AND UNKNOWN . . . . .	-	-	-	-	-	-	-	-	-	-
KANSAS . . . . .	45	28	61	77	6	3	801	646	258	237
RAIL . . . . .	9	14	1	2	1	(2)	393	316	162	33
MOTOR CARRIER . . . . .	32	9	49	52	4	2	265	146	51	35
ICC . . . . .	32	9	49	52	4	2	247	124	46	29
NON-ICC . . . . .	-	-	-	-	-	-	17	22	5	6
PRIVATE TRUCK . . . . .	1	5	10	24	1	(2)	74	180	34	168
AIR . . . . .	1	(2)	(2)	(2)	(2)	(2)	49	2	5	(2)
WATER . . . . .	-	-	-	-	-	-	1	2	-	-
PIPELINE . . . . .	-	-	-	-	-	-	-	-	-	-
PARCEL DELIVERY . . . . .	2	(2)	(2)	(2)	(2)	(2)	15	1	7	1
OTHER AND UNKNOWN . . . . .	(2)	(2)	-	-	-	-	4	(2)	-	-
SOUTH ATLANTIC										
DELAWARE . . . . .	1	(2)	(2)	(2)	-	-	231	129	27	13
RAIL . . . . .	-	-	-	-	-	-	108	69	9	5
MOTOR CARRIER . . . . .	(2)	(2)	(2)	(2)	-	-	111	57	16	7
ICC . . . . .	(2)	(2)	(2)	(2)	-	-	111	57	16	7
NON-ICC . . . . .	-	-	-	-	-	-	-	-	-	-
PRIVATE TRUCK . . . . .	-	-	-	-	-	-	6	4	1	1
AIR . . . . .	-	-	-	-	-	-	3	(2)	-	-
WATER . . . . .	-	-	-	-	-	-	-	-	-	-
PIPELINE . . . . .	-	-	-	-	-	-	-	-	-	-
PARCEL DELIVERY . . . . .	1	(2)	-	-	-	-	3	(2)	(2)	(2)
OTHER AND UNKNOWN . . . . .	-	-	-	-	-	-	-	-	-	-
MARYLAND . . . . .	26	12	5	6	41	12	588	174	174	28
RAIL . . . . .	3	4	1	5	9	9	81	57	7	14
MOTOR CARRIER . . . . .	18	7	2	(2)	31	3	335	61	160	13
ICC . . . . .	12	4	2	(2)	31	3	328	58	158	12
NON-ICC . . . . .	7	3	-	-	-	-	6	3	1	1
PRIVATE TRUCK . . . . .	2	(2)	-	-	-	-	26	32	2	1
AIR . . . . .	1	(2)	(2)	(2)	(2)	(2)	21	2	4	(2)
WATER . . . . .	-	-	-	-	-	-	25	18	-	-
PIPELINE . . . . .	-	-	-	-	-	-	-	-	-	-
PARCEL DELIVERY . . . . .	1	(2)	(2)	(2)	(2)	(2)	96	2	1	(2)
OTHER AND UNKNOWN . . . . .	1	1	(2)	(2)	-	-	4	3	(2)	(2)
DISTRICT OF COLUMBIA . . . . .	(2)	(2)	-	-	(2)	(2)	17	13	(2)	1
RAIL . . . . .	-	-	-	-	-	-	4	3	-	-
MOTOR CARRIER . . . . .	-	-	-	-	-	-	13	10	(2)	(2)
ICC . . . . .	-	-	-	-	-	-	13	10	(2)	(2)
PRIVATE TRUCK . . . . .	-	-	-	-	-	-	-	-	-	-
AIR . . . . .	-	-	-	-	-	-	-	-	-	-
PARCEL DELIVERY . . . . .	(2)	(2)	-	-	(2)	(2)	(2)	(2)	(2)	(2)
OTHER AND UNKNOWN . . . . .	-	-	-	-	-	-	-	-	-	-
VIRGINIA . . . . .	52	14	56	15	8	5	822	220	76	23

TABLE 1. SHIPMENTS BY MANUFACTURING ESTABLISHMENTS--ORIGIN AND MEANS OF TRANSPORT BY DESTINATION: 1977--CON.

VALUE (MILLION DOLLARS) AND TONS (THOUSANDS) OF SHIPMENTS BY DESTINATION--CON.

ORIGIN AND MEANS OF TRANSPORT	PACIFIC--CON.									
	OREGON		CALIFORNIA		ALASKA		HAWAII		UNKNOWN	
	VALUE	TONS	VALUE	TONS	VALUE	TONS	VALUE	TONS	VALUE	TONS
MOTOR CARRIER . . . . .	50	19	452	336	56	3	2	(Z)	1	2
ICC . . . . .	50	19	452	336	56	3	2	(Z)	1	2
NON-ICC . . . . .	-	-	(Z)	(Z)	-	-	-	-	-	-
PRIVATE TRUCK . . . . .	3	2	762	652	1	(Z)	(Z)	(Z)	25	126
AIR . . . . .	(Z)	(Z)	24	(Z)	(Z)	(Z)	1	(Z)	-	-
WATER . . . . .	-	-	-	-	-	-	2	(Z)	-	-
PARCEL DELIVERY . . . . .	1	(Z)	47	1	(Z)	(Z)	(Z)	(Z)	7	(Z)
OTHER AND UNKNOWN . . . . .	3	1	24	10	-	-	-	-	478	150
MISSOURI . . . . .	147	92	2 727	817	3	(Z)	22	5	1 719	522
RAIL . . . . .	96	61	1 083	655	-	-	-	-	89	24
MOTOR CARRIER . . . . .	39	27	378	141	1	(Z)	6	1	30	8
ICC . . . . .	32	20	373	134	1	(Z)	6	1	30	8
NON-ICC . . . . .	7	7	6	7	-	-	-	-	-	-
PRIVATE TRUCK . . . . .	6	4	25	14	(Z)	(Z)	5	(Z)	37	7
AIR . . . . .	1	(Z)	1 099	4	1	(Z)	(Z)	(Z)	-	-
WATER . . . . .	-	-	5	1	-	-	11	3	-	-
PIPELINE . . . . .	-	-	-	-	-	-	-	-	-	-
PARCEL DELIVERY . . . . .	6	(Z)	135	3	(Z)	(Z)	1	(Z)	58	5
OTHER AND UNKNOWN . . . . .	-	-	2	(Z)	-	-	-	-	1 504	478
NORTH DAKOTA . . . . .	24	113	36	100	-	-	-	-	-	-
RAIL . . . . .	3	57	16	48	-	-	-	-	-	-
MOTOR CARRIER . . . . .	-	-	17	52	-	-	-	-	-	-
ICC . . . . .	-	-	1	6	-	-	-	-	-	-
NON-ICC . . . . .	-	-	17	46	-	-	-	-	-	-
PRIVATE TRUCK . . . . .	21	56	-	-	-	-	-	-	-	-
AIR . . . . .	-	-	-	(Z)	-	-	-	-	-	-
PARCEL DELIVERY . . . . .	-	-	-	-	-	-	-	-	-	-
SOUTH DAKOTA . . . . .	6	15	41	22	-	-	-	-	113	606
RAIL . . . . .	6	15	-	-	-	-	-	-	-	-
MOTOR CARRIER . . . . .	-	-	38	21	-	-	-	-	-	-
ICC . . . . .	-	-	38	21	-	-	-	-	-	-
NON-ICC . . . . .	-	-	-	-	-	-	-	-	-	-
PRIVATE TRUCK . . . . .	-	-	2	1	-	-	-	-	-	-
AIR . . . . .	-	-	-	-	-	-	-	-	-	-
PARCEL DELIVERY . . . . .	-	-	1	(Z)	-	-	-	-	-	-
OTHER AND UNKNOWN . . . . .	-	-	-	-	-	-	-	-	113	606
NEBRASKA . . . . .	49	41	781	845	(Z)	(Z)	(Z)	(Z)	179	268
RAIL . . . . .	14	19	375	672	-	-	-	-	-	-
MOTOR CARRIER . . . . .	30	20	371	161	(Z)	(Z)	(Z)	(Z)	3	1
ICC . . . . .	30	20	359	156	(Z)	(Z)	(Z)	(Z)	3	1
NON-ICC . . . . .	-	-	12	6	-	-	-	-	-	-
PRIVATE TRUCK . . . . .	4	2	15	11	-	-	-	-	-	-
AIR . . . . .	(Z)	(Z)	4	(Z)	-	-	-	-	-	-
PARCEL DELIVERY . . . . .	1	(Z)	16	1	-	-	-	-	5	2
OTHER AND UNKNOWN . . . . .	-	-	-	-	-	-	-	-	171	265
KANSAS . . . . .	25	27	499	371	16	12	3	(Z)	1 138	491
RAIL . . . . .	5	20	221	257	5	6	-	-	-	-
MOTOR CARRIER . . . . .	16	6	196	105	2	(Z)	(Z)	(Z)	25	4
ICC . . . . .	15	4	185	90	2	(Z)	(Z)	(Z)	25	4
NON-ICC . . . . .	1	1	11	14	-	-	-	-	-	-
PRIVATE TRUCK . . . . .	1	(Z)	31	6	9	5	-	-	91	76
AIR . . . . .	1	(Z)	40	1	(Z)	(Z)	2	(Z)	-	-
WATER . . . . .	-	-	-	2	-	-	-	-	-	-
PIPELINE . . . . .	-	-	-	-	-	-	-	-	1	7
PARCEL DELIVERY . . . . .	1	(Z)	8	(Z)	(Z)	(Z)	-	-	(Z)	(Z)
OTHER AND UNKNOWN . . . . .	1	(Z)	2	(Z)	-	-	1	(Z)	1 022	403
SOUTH ATLANTIC										
DELAWARE . . . . .	17	7	187	109	-	-	-	-	24	1
RAIL . . . . .	8	3	91	61	-	-	-	-	-	-
MOTOR CARRIER . . . . .	9	4	86	45	-	-	-	-	9	(Z)
ICC . . . . .	9	4	86	45	-	-	-	-	9	(Z)
NON-ICC . . . . .	-	-	-	-	-	-	-	-	-	-
PRIVATE TRUCK . . . . .	-	-	4	3	-	-	-	-	(Z)	(Z)
AIR . . . . .	-	-	3	(Z)	-	-	-	-	-	-
WATER . . . . .	-	-	-	-	-	-	-	-	-	-
PIPELINE . . . . .	-	-	-	-	-	-	-	-	-	-
PARCEL DELIVERY . . . . .	(Z)	(Z)	3	(Z)	-	-	-	-	-	-
OTHER AND UNKNOWN . . . . .	-	-	-	-	-	-	-	-	16	(Z)
MARYLAND . . . . .	27	14	384	128	(Z)	(Z)	4	4	297	506
RAIL . . . . .	15	7	59	36	-	-	-	-	(Z)	1
MOTOR CARRIER . . . . .	6	4	170	44	-	-	(Z)	(Z)	10	38
ICC . . . . .	6	4	165	42	-	-	(Z)	(Z)	10	38
NON-ICC . . . . .	-	-	5	2	-	-	-	-	-	-
PRIVATE TRUCK . . . . .	-	-	24	28	-	-	1	4	(Z)	2
AIR . . . . .	2	(Z)	12	1	(Z)	(Z)	3	(Z)	(Z)	(Z)
WATER . . . . .	3	3	22	15	-	-	-	-	-	-
PIPELINE . . . . .	-	-	-	-	-	-	-	-	-	-
PARCEL DELIVERY . . . . .	1	(Z)	94	1	(Z)	(Z)	(Z)	(Z)	(Z)	(Z)
OTHER AND UNKNOWN . . . . .	(Z)	(Z)	4	3	-	-	-	-	286	466
DISTRICT OF COLUMBIA . . . . .	-	-	16	12	-	-	-	-	6	1
RAIL . . . . .	-	-	4	3	-	-	-	-	-	-
MOTOR CARRIER . . . . .	-	-	12	9	-	-	-	-	-	-
ICC . . . . .	-	-	12	9	-	-	-	-	-	-
PRIVATE TRUCK . . . . .	-	-	-	-	-	-	-	-	-	-
AIR . . . . .	-	-	-	-	-	-	-	-	-	-
PARCEL DELIVERY . . . . .	-	-	(Z)	(Z)	-	-	-	-	-	-
OTHER AND UNKNOWN . . . . .	-	-	-	-	-	-	-	-	6	1
VIRGINIA . . . . .	43	23	691	171	1	(Z)	12	1	483	711



TABLE 1. SHIPMENTS BY MANUFACTURING ESTABLISHMENTS--ORIGIN AND MEANS OF TRANSPORT BY DESTINATION: 1977--CON.

ORIGIN AND MEANS OF TRANSPORT	ALL SHIPMENTS			VALUE (MILLION DOLLARS) AND TONS (THOUSANDS) OF SHIPMENTS BY DESTINATION											
	VALUE (MILLION DOLLARS) (A)	TONS (THOUSANDS) (B)	TON-MILES (MILLIONS) (C)	STANDARD ERROR (PERCENT) FOR COLUMNS--			TOTAL		NEW ENGLAND		MAINE		NEW HAMPSHIRE		
				A	B	C	VALUE	TONS	VALUE	TONS	VALUE	TONS			
RAIL . . . . .	3 502	8 928	3 077	9	38	36	220	2 215	12	59	7	4			
MOTOR CARRIER . . . . .	10 906	14 933	4 381	10	30	32	853	544	95	30	48	18			
ICC . . . . .	10 334	12 601	4 270	11	35	32	853	542	95	30	48	18			
NON-ICC . . . . .	572	2 332	111	12	47	26	(Z)	2	-	-	-	-			
PRIVATE TRUCK . . . . .	7 554	25 743	1 777	10	24	22	205	175	12	9	4	5			
AIR . . . . .	351	13	8	20	44	29	14	(Z)	(Z)	(Z)	(Z)	(Z)			
WATER . . . . .	57	821	156	52	93	74	-	-	-	-	-	-			
PIPELINE . . . . .	-	-	-	100	100	100	-	-	-	-	-	-			
PARCEL DELIVERY . . . . .	579	85	41	20	34	27	22	5	1	(Z)	3	1			
OTHER AND UNKNOWN . . . . .	813	1 835	33	24	42	30	(Z)	(Z)	-	-	-	-			
WEST VIRGINIA . . . . .	8 650	25 737	5 150	6	28	8	247	250	3	5	9	14			
RAIL . . . . .	1 858	7 962	2 582	10	14	13	18	45	-	-	-	-			
MOTOR CARRIER . . . . .	4 434	6 696	1 983	6	9	7	199	164	2	5	5	6			
ICC . . . . .	4 402	6 289	1 935	6	9	7	199	164	2	5	5	6			
NON-ICC . . . . .	32	406	48	100	100	100	-	-	-	-	-	-			
PRIVATE TRUCK . . . . .	1 584	2 490	277	21	32	13	29	41	(Z)	(Z)	5	8			
AIR . . . . .	29	5	1	34	57	34	(Z)	(Z)	-	-	-	-			
WATER . . . . .	130	464	299	41	28	52	1	1	-	-	-	-			
PIPELINE . . . . .	61	7 192	3	100	100	100	-	-	-	-	-	-			
PARCEL DELIVERY . . . . .	33	5	2	40	36	32	1	(Z)	(Z)	(Z)	(Z)	(Z)			
OTHER AND UNKNOWN . . . . .	520	923	3	3	25	66	-	-	-	-	-	-			
NORTH CAROLINA . . . . .	40 813	60 794	9 923	3	19	6	1 091	725	74	31	60	26			
RAIL . . . . .	5 399	12 011	3 800	8	17	10	166	310	24	18	6	9			
MOTOR CARRIER . . . . .	18 691	13 733	3 900	4	14	7	616	324	38	11	42	11			
ICC . . . . .	18 085	12 464	3 704	4	15	7	612	321	38	11	41	11			
NON-ICC . . . . .	606	1 269	196	21	31	33	4	3	-	-	1	(Z)			
PRIVATE TRUCK . . . . .	14 383	27 874	2 128	8	35	9	249	85	6	2	11	5			
AIR . . . . .	211	14	15	17	21	31	20	1	4	(Z)	(Z)	(Z)			
WATER . . . . .	55	83	5	43	86	52	-	-	-	-	-	-			
PIPELINE . . . . .	-	-	-	51	48	48	-	-	-	-	-	-			
PARCEL DELIVERY . . . . .	830	65	39	11	10	11	36	2	2	(Z)	2	(Z)			
OTHER AND UNKNOWN . . . . .	1 245	7 015	36	9	42	16	5	3	-	-	-	-			
SOUTH CAROLINA . . . . .	18 873	35 584	6 056	5	29	24	623	645	20	39	53	49			
RAIL . . . . .	2 415	11 706	2 330	10	40	17	109	262	8	32	21	34			
MOTOR CARRIER . . . . .	7 252	6 169	1 892	7	12	7	376	255	9	6	28	13			
ICC . . . . .	7 112	5 629	1 818	7	12	7	374	254	9	6	28	13			
NON-ICC . . . . .	140	540	74	16	73	31	2	1	-	-	-	-			
PRIVATE TRUCK . . . . .	7 804	14 941	1 644	8	46	54	113	127	1	(Z)	3	1			
AIR . . . . .	178	12	11	17	27	22	5	1	(Z)	(Z)	-	-			
WATER . . . . .	147	1 792	128	58	86	84	-	-	-	-	-	-			
PIPELINE . . . . .	369	25	15	16	22	22	21	1	2	(Z)	2	(Z)			
OTHER AND UNKNOWN . . . . .	709	939	36	24	22	24	-	-	-	-	-	-			
GEORGIA . . . . .	32 767	83 630	15 015	4	15	9	974	969	34	237	60	75			
RAIL . . . . .	7 105	14 159	6 714	5	13	12	411	669	20	228	23	53			
MOTOR CARRIER . . . . .	11 851	17 016	4 530	8	14	9	367	190	14	8	35	21			
ICC . . . . .	10 575	12 772	3 911	8	13	9	347	164	12	7	29	16			
NON-ICC . . . . .	1 275	4 244	620	27	51	31	19	26	2	1	6	5			
PRIVATE TRUCK . . . . .	11 788	45 158	3 623	7	27	22	181	109	1	1	1	1			
AIR . . . . .	156	9	7	23	41	30	5	(Z)	-	-	-	(Z)			
WATER . . . . .	83	242	108	35	33	43	-	-	-	-	-	-			
PIPELINE . . . . .	468	31	17	21	15	18	11	1	(Z)	(Z)	(Z)	(Z)			
OTHER AND UNKNOWN . . . . .	1 317	7 016	15	16	49	39	-	-	-	-	-	-			
FLORIDA . . . . .	20 532	78 535	17 817	6	25	8	483	502	19	46	15	9			
RAIL . . . . .	3 511	23 979	10 848	9	20	7	83	271	6	35	1	3			
MOTOR CARRIER . . . . .	6 455	17 845	3 374	10	22	16	230	207	8	11	6	5			
ICC . . . . .	5 883	14 400	3 166	10	26	16	230	207	8	11	6	5			
NON-ICC . . . . .	572	3 445	209	51	56	46	-	-	-	-	-	-			
PRIVATE TRUCK . . . . .	7 552	35 311	3 394	10	47	29	23	12	-	-	2	1			
AIR . . . . .	1 233	55	26	15	66	22	75	1	5	(Z)	1	(Z)			
WATER . . . . .	241	291	151	11	14	24	36	10	-	-	-	-			
PIPELINE . . . . .	(Z)	2	(Z)	100	100	100	-	-	-	-	-	-			
PARCEL DELIVERY . . . . .	692	29	15	31	36	23	23	1	1	(Z)	4	(Z)			
OTHER AND UNKNOWN . . . . .	847	1 022	8	17	23	37	12	(Z)	(Z)	-	-	-			
EAST SOUTH CENTRAL															
KENTUCKY . . . . .	22 829	32 900	7 865	4	11	5	444	360	34	77	26	20			
RAIL . . . . .	4 300	5 550	2 500	6	8	8	136	124	22	71	2	1			
MOTOR CARRIER . . . . .	10 284	9 921	3 141	6	11	8	258	212	6	2	24	18			
ICC . . . . .	9 766	9 597	3 073	6	11	8	253	205	6	2	24	18			
NON-ICC . . . . .	518	324	68	32	29	19	5	7	-	-	-	-			
PRIVATE TRUCK . . . . .	4 755	9 803	1 169	15	29	18	29	22	5	4	(Z)	(Z)			
AIR . . . . .	122	27	11	35	62	28	5	(Z)	-	-	(Z)	(Z)			
WATER . . . . .	705	5 922	988	9	6	15	-	-	-	-	-	-			
PIPELINE . . . . .	126	515	25	48	47	92	-	-	-	-	-	-			
PARCEL DELIVERY . . . . .	305	23	11	31	29	31	9	1	1	(Z)	(Z)	(Z)			
OTHER AND UNKNOWN . . . . .	2 231	1 139	20	31	33	55	7	(Z)	-	-	-	-			
TENNESSEE . . . . .	28 408	60 319	14 532	5	16	13	595	474	76	47	31	23			
RAIL . . . . .	5 694	22 953	8 548	6	38	21	68	133	17	17	3	8			
MOTOR CARRIER . . . . .	11 654	10 194	3 795	6	19	14	408	270	47	27	24	13			
ICC . . . . .	11 490	9 760	3 658	6	20	14	403	260	47	27	24	13			
NON-ICC . . . . .	164	435	138	17	34	33	6	10	-	-	-	-			
PRIVATE TRUCK . . . . .	8 846	23 509	1 660	8	22	11	77	67	6	2	3	1			
AIR . . . . .	136	9	10	14	18	31	9	1	3	(Z)	(Z)	(Z)			
WATER . . . . .	243	1 974	428	30	40	43	-	-	-	-	-	-			
PIPELINE . . . . .	14	193	22	58	61	97	-	-	-	-	-	-			
PARCEL DELIVERY . . . . .	709	76	45	32	39	38	31	2	3	(Z)	2	(Z)			
OTHER AND UNKNOWN . . . . .	1 110	1 411	24	20	23	24	1	1	-	-	-	-			
ALABAMA . . . . .	20 708	60 097	17 156	5	15	13	229	269	30	43	12	13			
RAIL . . . . .	5 516	18 813	9 499	6	12	16	64	193	15	38	1	9			
MOTOR CARRIER . . . . .	8 029	16 733	4 319	8	28	18	114	54	14	5	10	4			

TABLE 1. SHIPMENTS BY MANUFACTURING ESTABLISHMENTS--ORIGIN AND MEANS OF TRANSPORT BY DESTINATION: 1977--CON.

VALUE (MILLION DOLLARS) AND TONS (THOUSANDS) OF SHIPMENTS BY DESTINATION--CON.

ORIGIN AND MEANS OF TRANSPORT	NEW ENGLAND--CON.						MIDDLE ATLANTIC					
	VERMONT		MASSACHUSETTS		RHODE ISLAND		CONNECTICUT		TOTAL		NEW YORK	
	VALUE	TONS	VALUE	TONS	VALUE	TONS	VALUE	TONS	VALUE	TONS	VALUE	TONS
RAIL . . . . .	7	7	44	210	16	42	134	1 892	422	984	155	224
MOTOR CARRIER . . . . .	9	6	213	146	68	21	420	323	2 418	5 979	759	4 242
ICC . . . . .	9	6	213	144	68	21	420	323	2 410	5 952	756	4 238
NON-ICC . . . . .	-	-	(Z)	2	-	-	-	-	8	28	3	4
PRIVATE TRUCK . . . . .	(Z)	(Z)	126	115	34	16	29	30	1 029	2 523	282	256
AIR . . . . .	(Z)	(Z)	3	(Z)	1	(Z)	10	(Z)	67	1	52	1
WATER . . . . .	-	-	-	-	-	-	-	-	-	-	-	-
PIPELINE . . . . .	-	-	-	-	-	-	-	-	-	-	-	-
PARCEL DELIVERY . . . . .	1	(Z)	12	3	2	(Z)	3	(Z)	124	25	66	9
OTHER AND UNKNOWN . . . . .	(Z)	(Z)	(Z)	(Z)	-	-	(Z)	(Z)	7	7	4	(Z)
WEST VIRGINIA . . . . .	2	3	97	100	10	5	126	125	1 575	2 599	399	614
RAIL . . . . .	-	-	2	8	(Z)	(Z)	15	36	257	945	107	353
MOTOR CARRIER . . . . .	2	3	87	81	4	2	98	67	972	1 414	269	246
ICC . . . . .	2	3	87	81	4	2	98	67	972	1 414	269	246
NON-ICC . . . . .	-	-	-	-	-	-	-	-	-	-	-	-
PRIVATE TRUCK . . . . .	-	-	7	9	5	2	12	21	336	239	20	15
AIR . . . . .	-	-	(Z)	(Z)	-	-	(Z)	(Z)	1	(Z)	1	(Z)
WATER . . . . .	-	-	1	1	-	-	-	-	-	-	-	-
PIPELINE . . . . .	-	-	-	-	-	-	-	-	-	-	-	-
PARCEL DELIVERY . . . . .	-	-	(Z)	(Z)	(Z)	(Z)	(Z)	(Z)	9	1	3	(Z)
OTHER AND UNKNOWN . . . . .	-	-	-	-	-	-	-	-	(Z)	(Z)	(Z)	(Z)
NORTH CAROLINA . . . . .	13	12	651	440	130	66	162	150	5 191	3 461	2 163	960
RAIL . . . . .	-	-	117	220	8	18	11	46	551	1 908	275	295
MOTOR CARRIER . . . . .	12	11	336	173	103	34	85	83	3 428	1 915	1 362	509
ICC . . . . .	12	11	334	171	103	34	85	83	3 238	1 755	1 374	500
NON-ICC . . . . .	-	-	2	2	-	-	-	(Z)	190	160	8	9
PRIVATE TRUCK . . . . .	1	1	162	43	17	14	52	20	1 070	623	442	151
AIR . . . . .	-	-	7	(Z)	(Z)	(Z)	9	(Z)	31	1	23	1
WATER . . . . .	-	-	-	-	-	-	-	-	-	-	-	-
PIPELINE . . . . .	-	-	-	-	-	-	-	-	-	-	-	-
PARCEL DELIVERY . . . . .	1	(Z)	25	2	2	(Z)	4	(Z)	101	9	40	4
OTHER AND UNKNOWN . . . . .	-	-	3	2	-	-	1	1	10	5	1	(Z)
SOUTH CAROLINA . . . . .	4	12	326	294	84	31	136	220	1 799	1 606	635	387
RAIL . . . . .	3	12	42	97	2	5	34	81	288	791	60	144
MOTOR CARRIER . . . . .	(Z)	(Z)	206	132	64	22	69	82	1 009	610	422	176
ICC . . . . .	(Z)	(Z)	205	131	64	22	68	82	1 001	599	416	170
NON-ICC . . . . .	-	-	1	1	-	-	1	(Z)	8	11	6	6
PRIVATE TRUCK . . . . .	-	-	62	64	18	4	29	58	384	187	99	52
AIR . . . . .	(Z)	(Z)	4	(Z)	-	-	(Z)	(Z)	34	3	24	2
WATER . . . . .	-	-	-	-	-	-	-	-	-	-	-	-
PIPELINE . . . . .	-	-	-	-	-	-	-	-	-	-	-	-
PARCEL DELIVERY . . . . .	(Z)	(Z)	12	(Z)	1	(Z)	4	(Z)	81	5	28	2
OTHER AND UNKNOWN . . . . .	-	-	-	-	-	-	-	-	3	10	3	10
GEORGIA . . . . .	22	32	482	415	70	74	306	135	2 819	2 536	716	719
RAIL . . . . .	8	23	190	246	15	27	155	91	856	1 244	125	294
MOTOR CARRIER . . . . .	13	9	135	103	49	15	121	35	1 394	854	356	274
ICC . . . . .	13	9	124	83	49	15	121	35	1 271	731	349	267
NON-ICC . . . . .	(Z)	(Z)	11	20	(Z)	(Z)	-	-	123	124	7	7
PRIVATE TRUCK . . . . .	1	(Z)	152	66	6	32	21	9	428	335	140	69
AIR . . . . .	-	-	1	(Z)	-	-	4	(Z)	26	1	14	(Z)
WATER . . . . .	-	-	-	-	-	-	-	-	27	95	24	79
PIPELINE . . . . .	-	-	-	-	-	-	-	-	47	4	21	3
PARCEL DELIVERY . . . . .	(Z)	(Z)	5	(Z)	(Z)	(Z)	5	(Z)	41	3	35	(Z)
OTHER AND UNKNOWN . . . . .	-	-	-	-	-	-	-	-	-	-	-	-
FLORIDA . . . . .	12	12	307	327	11	3	119	104	1 925	2 384	790	1 048
RAIL . . . . .	1	12	65	147	-	-	11	74	493	1 407	172	705
MOTOR CARRIER . . . . .	10	(Z)	157	170	10	3	40	17	753	603	350	231
ICC . . . . .	10	(Z)	157	170	10	3	40	17	745	574	345	213
NON-ICC . . . . .	-	-	-	-	-	-	-	-	8	29	5	18
PRIVATE TRUCK . . . . .	-	-	9	5	-	-	12	6	318	290	73	83
AIR . . . . .	(Z)	(Z)	58	1	(Z)	(Z)	10	(Z)	206	4	132	2
WATER . . . . .	-	-	1	4	-	-	34	6	49	78	6	26
PIPELINE . . . . .	-	-	-	-	-	-	-	-	-	-	-	-
PARCEL DELIVERY . . . . .	(Z)	(Z)	14	(Z)	(Z)	(Z)	5	(Z)	87	2	41	1
OTHER AND UNKNOWN . . . . .	1	(Z)	4	(Z)	(Z)	(Z)	7	(Z)	18	(Z)	17	(Z)
EAST SOUTH CENTRAL												
KENTUCKY . . . . .	3	2	262	173	56	48	63	39	2 155	4 125	583	343
RAIL . . . . .	(Z)	(Z)	101	40	6	3	5	9	678	1 262	220	120
MOTOR CARRIER . . . . .	3	2	139	123	45	39	42	27	1 122	1 610	311	192
ICC . . . . .	3	2	134	116	45	39	42	27	1 032	1 603	306	189
NON-ICC . . . . .	-	-	5	7	-	-	-	-	90	7	4	3
PRIVATE TRUCK . . . . .	-	-	12	9	4	6	8	3	206	246	31	30
AIR . . . . .	-	-	4	(Z)	-	-	1	(Z)	10	1	7	(Z)
WATER . . . . .	-	-	-	-	-	-	-	-	111	1 003	-	-
PIPELINE . . . . .	-	-	-	-	-	-	-	-	-	-	-	-
PARCEL DELIVERY . . . . .	(Z)	(Z)	6	1	1	(Z)	1	(Z)	28	2	14	2
OTHER AND UNKNOWN . . . . .	-	-	(Z)	(Z)	-	-	7	(Z)	1	1	-	-
TENNESSEE . . . . .	13	7	283	232	38	39	153	126	2 208	2 223	808	895
RAIL . . . . .	2	1	19	45	4	21	24	42	385	831	148	405
MOTOR CARRIER . . . . .	9	6	202	138	31	15	96	71	1 349	980	444	253
ICC . . . . .	9	6	198	131	31	15	95	69	1 330	950	438	249
NON-ICC . . . . .	-	-	4	7	(Z)	(Z)	1	2	19	30	6	4
PRIVATE TRUCK . . . . .	1	1	42	48	2	2	23	13	304	226	92	55
AIR . . . . .	-	-	4	(Z)	(Z)	(Z)	2	(Z)	42	1	38	(Z)
WATER . . . . .	-	-	-	-	-	-	-	-	35	177	35	177
PIPELINE . . . . .	-	-	-	-	-	-	-	-	-	-	-	-
PARCEL DELIVERY . . . . .	(Z)	(Z)	15	1	1	(Z)	9	1	90	8	48	4
OTHER AND UNKNOWN . . . . .	(Z)	(Z)	1	(Z)	(Z)	(Z)	-	-	4	1	3	(Z)
ALABAMA . . . . .	1	(Z)	110	143	11	6	64	63	1 491	2 070	540	870
RAIL . . . . .	-	-	35	96	1	1	12	49	499	1 267	189	512
MOTOR CARRIER . . . . .	1	(Z)	60	33	5	4	24	8	606	497	233	152

TABLE 1. SHIPMENTS BY MANUFACTURING ESTABLISHMENTS--ORIGIN AND MEANS OF TRANSPORT BY DESTINATION: 1977--CON.

VALUE (MILLION DOLLARS) AND TONS (THOUSANDS) OF SHIPMENTS BY DESTINATION--CON.

ORIGIN AND MEANS OF TRANSPORT	MIDDLE ATLANTIC--CON.						EAST NORTH CENTRAL					
	NEW JERSEY		PENNSYLVANIA		TOTAL		OHIO		INDIANA		ILLINOIS	
	VALUE	TONS	VALUE	TONS	VALUE	TONS	VALUE	TONS	VALUE	TONS	VALUE	TONS
RAIL . . . . .	126	187	141	572	535	1 459	189	1 114	40	85	169	163
MOTOR CARRIER . . . . .	971	1 176	688	561	1 599	1 166	702	507	130	105	375	206
ICC . . . . .	968	1 162	686	552	1 579	1 153	683	499	130	101	375	205
NON-ICC . . . . .	3	14	2	10	20	13	19	8	(Z)	4	(Z)	1
PRIVATE TRUCK . . . . .	361	1 199	386	1 068	264	421	71	276	39	23	30	46
AIR . . . . .	1	(Z)	14	(Z)	15	1	4	(Z)	1	(Z)	4	(Z)
WATER . . . . .	-	-	-	-	-	-	-	-	-	-	-	-
PIPELINE . . . . .	-	-	-	-	-	-	-	-	-	-	-	-
PARCEL DELIVERY . . . . .	31	15	27	1	90	14	26	3	10	1	28	8
OTHER AND UNKNOWN . . . . .	1	(Z)	1	7	1	(Z)	(Z)	(Z)	(Z)	(Z)	(Z)	(Z)
WEST VIRGINIA . . . . .	433	683	743	1 302	2 233	4 090	985	1 883	228	567	549	982
RAIL . . . . .	72	175	78	417	464	1 491	184	382	70	371	147	591
MOTOR CARRIER . . . . .	326	458	377	710	1 321	1 764	564	837	143	182	242	261
ICC . . . . .	326	458	377	710	1 321	1 764	564	837	143	182	242	261
NON-ICC . . . . .	-	-	-	-	(Z)	(Z)	(Z)	(Z)	(Z)	(Z)	(Z)	(Z)
PRIVATE TRUCK . . . . .	30	50	286	174	371	575	190	407	16	14	146	130
AIR . . . . .	(Z)	(Z)	(Z)	(Z)	24	1	(Z)	(Z)	-	-	10	(Z)
WATER . . . . .	-	-	-	-	47	258	47	258	-	-	-	-
PIPELINE . . . . .	-	-	-	-	-	-	-	-	-	-	-	-
PARCEL DELIVERY . . . . .	4	(Z)	2	(Z)	6	1	1	(Z)	(Z)	(Z)	3	(Z)
OTHER AND UNKNOWN . . . . .	-	-	-	-	-	-	-	-	-	-	-	-
NORTH CAROLINA . . . . .	1 418	1 212	1 611	1 288	4 484	2 499	1 132	710	494	271	1 313	718
RAIL . . . . .	113	264	163	349	903	1 025	118	128	54	80	362	407
MOTOR CARRIER . . . . .	985	745	1 061	661	2 758	1 042	677	409	347	149	768	200
ICC . . . . .	949	698	915	557	2 742	1 032	677	409	346	147	768	200
NON-ICC . . . . .	37	47	146	104	15	10	-	-	1	1	-	-
PRIVATE TRUCK . . . . .	294	202	334	271	649	412	305	169	72	39	131	106
AIR . . . . .	2	(Z)	7	(Z)	29	3	7	1	1	(Z)	5	(Z)
WATER . . . . .	-	-	-	-	-	-	-	-	-	-	-	-
PIPELINE . . . . .	-	-	-	-	-	-	-	-	-	-	-	-
PARCEL DELIVERY . . . . .	21	2	39	3	134	10	26	2	18	2	46	3
OTHER AND UNKNOWN . . . . .	2	1	8	4	12	7	(Z)	(Z)	3	2	2	1
SOUTH CAROLINA . . . . .	496	552	668	667	1 948	1 668	817	922	187	114	430	326
RAIL . . . . .	96	300	132	347	461	958	188	480	48	64	118	247
MOTOR CARRIER . . . . .	298	197	289	237	1 112	345	493	157	97	37	228	57
ICC . . . . .	297	195	288	234	1 100	340	488	154	96	37	228	56
NON-ICC . . . . .	1	2	1	3	12	5	6	2	1	(Z)	(Z)	1
PRIVATE TRUCK . . . . .	63	53	222	81	293	360	101	285	30	13	64	20
AIR . . . . .	6	(Z)	5	(Z)	14	1	3	(Z)	3	(Z)	4	(Z)
WATER . . . . .	-	-	-	-	-	-	-	-	-	-	-	-
PIPELINE . . . . .	-	-	-	-	-	-	-	-	-	-	-	-
PARCEL DELIVERY . . . . .	35	1	19	1	68	3	32	1	10	(Z)	16	1
OTHER AND UNKNOWN . . . . .	(Z)	(Z)	(Z)	(Z)	1	(Z)	-	-	-	-	-	-
GEORGIA . . . . .	785	704	1 113	1 113	3 785	4 279	1 227	1 470	416	556	1 075	1 117
RAIL . . . . .	322	344	409	606	1 143	2 073	357	607	64	200	334	573
MOTOR CARRIER . . . . .	305	208	733	373	1 893	1 524	599	606	248	229	534	374
ICC . . . . .	275	179	647	285	1 572	1 165	522	521	232	212	421	234
NON-ICC . . . . .	29	29	86	88	321	359	77	86	17	18	113	139
PRIVATE TRUCK . . . . .	139	149	148	117	624	671	248	255	88	125	159	168
AIR . . . . .	10	1	2	(Z)	21	2	8	(Z)	(Z)	(Z)	1	(Z)
WATER . . . . .	-	-	3	16	-	-	-	-	-	-	-	-
PIPELINE . . . . .	-	-	-	-	-	-	-	-	-	-	-	-
PARCEL DELIVERY . . . . .	4	(Z)	22	1	70	5	15	1	10	1	27	2
OTHER AND UNKNOWN . . . . .	6	3	-	-	33	4	(Z)	(Z)	5	(Z)	20	(Z)
FLORIDA . . . . .	512	562	623	774	2 030	3 442	489	759	177	810	769	1 058
RAIL . . . . .	179	340	143	362	571	2 649	92	589	92	727	203	745
MOTOR CARRIER . . . . .	185	119	219	253	784	608	246	126	56	73	260	239
ICC . . . . .	183	112	217	249	772	569	243	120	55	68	257	227
NON-ICC . . . . .	2	7	2	5	12	39	2	6	1	5	3	12
PRIVATE TRUCK . . . . .	102	70	143	137	366	167	102	43	7	9	161	63
AIR . . . . .	21	1	53	1	154	2	17	1	12	(Z)	44	1
WATER . . . . .	6	32	37	21	58	9	(Z)	(Z)	-	-	58	9
PIPELINE . . . . .	-	-	-	-	-	-	-	-	-	-	-	-
PARCEL DELIVERY . . . . .	18	1	28	1	84	3	8	(Z)	9	(Z)	43	1
OTHER AND UNKNOWN . . . . .	(Z)	(Z)	1	(Z)	14	3	9	(Z)	1	2	(Z)	(Z)
EAST SOUTH CENTRAL												
KENTUCKY . . . . .	626	616	946	3 165	5 827	8 694	1 911	4 684	1 289	2 090	1 328	1 029
RAIL . . . . .	155	353	303	790	514	779	115	290	34	132	107	114
MOTOR CARRIER . . . . .	413	184	399	1 234	3 394	3 117	977	1 434	742	540	854	628
ICC . . . . .	328	180	397	1 234	3 343	3 077	972	1 429	708	528	849	628
NON-ICC . . . . .	84	4	1	(Z)	51	40	5	5	34	12	5	(Z)
PRIVATE TRUCK . . . . .	53	78	122	138	1 383	1 626	480	598	407	615	307	283
AIR . . . . .	1	1	2	(Z)	52	20	42	18	(Z)	(Z)	5	1
WATER . . . . .	-	-	111	1 003	346	3 056	258	2 253	88	802	-	-
PIPELINE . . . . .	-	-	-	-	6	89	6	89	-	-	-	-
PARCEL DELIVERY . . . . .	4	(Z)	10	1	132	7	33	2	18	1	54	3
OTHER AND UNKNOWN . . . . .	1	1	(Z)	(Z)	(Z)	(Z)	(Z)	(Z)	(Z)	(Z)	-	-
TENNESSEE . . . . .	568	580	832	748	4 200	5 220	1 216	1 501	572	1 327	1 154	1 244
RAIL . . . . .	135	265	103	161	977	2 859	322	886	54	864	266	493
MOTOR CARRIER . . . . .	340	253	565	474	2 167	1 412	682	453	274	206	578	395
ICC . . . . .	334	242	558	459	2 153	1 382	678	448	273	206	576	388
NON-ICC . . . . .	6	11	7	15	14	30	4	5	(Z)	(Z)	2	8
PRIVATE TRUCK . . . . .	66	60	145	111	857	770	163	156	226	255	239	195
AIR . . . . .	3	(Z)	1	(Z)	18	2	5	1	1	(Z)	4	(Z)
WATER . . . . .	-	-	-	-	34	156	-	-	-	-	34	156
PIPELINE . . . . .	-	-	-	-	-	-	-	-	-	-	-	-
PARCEL DELIVERY . . . . .	24	2	17	2	144	19	43	6	17	2	33	5
OTHER AND UNKNOWN . . . . .	(Z)	(Z)	1	(Z)	4	1	2	(Z)	1	(Z)	(Z)	(Z)
ALABAMA . . . . .	374	336	577	864	3 237	5 708	862	1 190	703	1 497	770	1 281
RAIL . . . . .	149	241	161	514	1 038	2 790	336	713	113	460	230	732
MOTOR CARRIER . . . . .	115	70	258	275	1 402	1 511	393	343	178	143	391	362



TABLE 1. SHIPMENTS BY MANUFACTURING ESTABLISHMENTS--ORIGIN AND MEANS OF TRANSPORT BY DESTINATION: 1977--CON.

VALUE (MILLION DOLLARS) AND TONS (THOUSANDS) OF SHIPMENTS BY DESTINATION--CON.

ORIGIN AND MEANS OF TRANSPORT	EAST NORTH CENTRAL--CON.						WEST NORTH CENTRAL					
	MICHIGAN		WISCONSIN		TOTAL		MINNESOTA		IOWA		MISSOURI	
	VALUE	TONS	VALUE	TONS	VALUE	TONS	VALUE	TONS	VALUE	TONS	VALUE	TONS
RAIL . . . . .	85	76	52	22	138	146	17	10	11	72	89	43
MOTOR CARRIER . . . . .	313	308	79	40	411	171	116	26	33	9	194	115
ICC . . . . .	313	308	78	38	408	170	116	26	33	9	191	114
NON-ICC . . . . .	-	-	(Z)	1	3	2	-	-	-	-	3	2
PRIVATE TRUCK . . . . .	73	44	51	32	29	15	5	4	2	1	12	5
AIR . . . . .	2	(Z)	3	(Z)	3	(Z)	(Z)	(Z)	1	(Z)	(Z)	(Z)
WATER . . . . .	-	-	-	-	-	-	-	-	-	-	-	-
PIPELINE . . . . .	-	-	-	-	-	-	-	-	-	-	-	-
PARCEL DELIVERY . . . . .	16	3	9	(Z)	18	2	7	(Z)	3	(Z)	5	(Z)
OTHER AND UNKNOWN . . . . .	(Z)	(Z)	(Z)	(Z)	(Z)	(Z)	(Z)	(Z)	-	-	(Z)	(Z)
WEST VIRGINIA . . . . .	337	518	133	139	245	410	30	43	23	41	127	219
RAIL . . . . .	41	128	21	19	90	254	2	17	2	18	56	148
MOTOR CARRIER . . . . .	279	372	94	113	131	133	24	22	18	22	54	57
ICC . . . . .	279	372	94	113	131	133	24	22	18	22	54	57
NON-ICC . . . . .	-	-	-	-	-	-	-	-	-	-	-	-
PRIVATE TRUCK . . . . .	16	18	3	6	23	22	3	4	2	1	16	14
AIR . . . . .	(Z)	(Z)	13	1	(Z)	(Z)	(Z)	(Z)	-	-	-	-
WATER . . . . .	-	-	-	-	-	-	-	-	-	-	-	-
PIPELINE . . . . .	-	-	-	-	-	-	-	-	-	-	-	-
PARCEL DELIVERY . . . . .	1	(Z)	1	(Z)	1	(Z)	(Z)	(Z)	(Z)	(Z)	1	(Z)
OTHER AND UNKNOWN . . . . .	-	-	-	-	-	-	-	-	-	-	-	-
NORTH CAROLINA . . . . .	1 308	649	237	151	1 184	612	233	78	255	236	385	216
RAIL . . . . .	329	333	40	76	333	332	23	24	124	180	138	105
MOTOR CARRIER . . . . .	808	220	158	64	684	237	152	46	101	45	203	93
ICC . . . . .	794	211	158	64	683	232	151	46	100	40	203	93
NON-ICC . . . . .	15	8	-	-	5	1	(Z)	-	-	-	-	-
PRIVATE TRUCK . . . . .	120	89	22	10	64	35	10	5	6	10	33	17
AIR . . . . .	16	2	(Z)	(Z)	19	1	7	(Z)	7	(Z)	3	(Z)
WATER . . . . .	-	-	-	-	-	-	-	-	-	-	-	-
PIPELINE . . . . .	-	-	-	-	-	-	-	-	-	-	-	-
PARCEL DELIVERY . . . . .	29	2	14	1	77	5	39	1	17	1	9	1
OTHER AND UNKNOWN . . . . .	6	4	2	1	6	2	3	2	-	-	(Z)	(Z)
SOUTH CAROLINA . . . . .	417	215	98	92	476	202	68	23	46	36	239	79
RAIL . . . . .	84	107	23	61	168	65	16	13	6	5	142	36
MOTOR CARRIER . . . . .	247	80	47	14	245	128	38	9	33	28	68	39
ICC . . . . .	241	78	47	14	238	122	38	9	33	28	68	39
NON-ICC . . . . .	5	1	-	-	7	6	-	-	-	-	(Z)	(Z)
PRIVATE TRUCK . . . . .	74	27	24	16	34	7	5	1	3	2	23	3
AIR . . . . .	4	(Z)	1	(Z)	10	(Z)	(Z)	(Z)	1	(Z)	1	(Z)
WATER . . . . .	-	-	-	-	-	-	-	-	-	-	-	-
PIPELINE . . . . .	-	-	-	-	-	-	-	-	-	-	-	-
PARCEL DELIVERY . . . . .	7	1	4	(Z)	20	2	9	(Z)	3	(Z)	4	1
OTHER AND UNKNOWN . . . . .	1	(Z)	-	-	-	-	-	-	-	-	-	-
GEORGIA . . . . .	747	674	320	461	1 501	1 063	194	176	327	212	604	491
RAIL . . . . .	281	374	107	318	423	446	59	91	123	100	230	233
MOTOR CARRIER . . . . .	327	196	185	119	791	438	98	60	155	89	253	196
ICC . . . . .	297	162	100	36	696	380	91	52	80	47	247	192
NON-ICC . . . . .	29	34	85	83	96	57	7	8	75	41	6	4
PRIVATE TRUCK . . . . .	105	98	25	24	223	175	26	24	39	22	90	61
AIR . . . . .	11	2	1	(Z)	24	1	(Z)	1	(Z)	(Z)	20	1
WATER . . . . .	-	-	-	-	-	-	-	-	-	-	-	-
PIPELINE . . . . .	-	-	-	-	-	-	-	-	-	-	-	-
PARCEL DELIVERY . . . . .	16	1	2	(Z)	32	2	5	1	9	(Z)	12	1
OTHER AND UNKNOWN . . . . .	8	4	-	-	7	1	6	1	1	(Z)	-	-
FLORIDA . . . . .	476	477	119	337	603	1 736	122	408	90	499	225	512
RAIL . . . . .	129	300	41	289	214	1 513	38	351	69	482	58	430
MOTOR CARRIER . . . . .	173	133	50	37	258	157	47	39	11	14	119	46
ICC . . . . .	168	123	49	31	257	154	47	39	10	11	119	46
NON-ICC . . . . .	4	10	6	1	3	1	(Z)	-	-	-	(Z)	1
PRIVATE TRUCK . . . . .	84	41	11	10	63	64	11	17	4	4	32	35
AIR . . . . .	73	1	7	(Z)	47	1	24	(Z)	(Z)	(Z)	8	(Z)
WATER . . . . .	-	-	-	-	-	-	-	-	-	-	-	-
PIPELINE . . . . .	-	-	-	-	-	-	-	-	-	-	-	-
PARCEL DELIVERY . . . . .	15	2	8	(Z)	21	1	3	(Z)	5	(Z)	8	(Z)
OTHER AND UNKNOWN . . . . .	2	(Z)	2	1	1	(Z)	(Z)	(Z)	1	(Z)	(Z)	(Z)
EAST SOUTH CENTRAL												
KENTUCKY . . . . .	1 019	662	281	229	1 437	1 096	281	160	116	64	716	637
RAIL . . . . .	187	191	70	52	372	155	72	21	41	20	120	40
MOTOR CARRIER . . . . .	667	385	154	130	798	552	115	80	65	37	488	309
ICC . . . . .	662	370	151	122	793	544	115	80	62	34	476	305
NON-ICC . . . . .	5	15	3	8	5	7	(Z)	(Z)	3	4	1	4
PRIVATE TRUCK . . . . .	140	85	51	45	114	120	26	42	4	6	45	36
AIR . . . . .	3	(Z)	2	(Z)	2	(Z)	(Z)	(Z)	1	(Z)	(Z)	(Z)
WATER . . . . .	-	-	-	-	69	250	-	-	-	-	69	250
PIPELINE . . . . .	-	-	-	-	-	-	-	-	-	-	-	-
PARCEL DELIVERY . . . . .	22	1	5	(Z)	20	3	4	1	4	(Z)	5	1
OTHER AND UNKNOWN . . . . .	(Z)	(Z)	(Z)	(Z)	64	15	64	15	-	-	-	-
TENNESSEE . . . . .	969	871	288	277	1 697	1 752	269	144	236	249	657	740
RAIL . . . . .	292	498	42	120	488	832	67	73	53	115	108	223
MOTOR CARRIER . . . . .	514	300	119	58	832	538	149	56	105	105	369	240
ICC . . . . .	508	284	117	57	826	521	148	56	102	90	366	239
NON-ICC . . . . .	7	16	2	1	6	17	(Z)	(Z)	2	15	3	1
PRIVATE TRUCK . . . . .	114	66	115	98	267	353	36	13	27	14	162	268
AIR . . . . .	5	1	3	(Z)	6	1	4	(Z)	(Z)	(Z)	1	(Z)
WATER . . . . .	-	-	-	-	4	14	-	-	2	7	2	7
PIPELINE . . . . .	-	-	-	-	-	-	-	-	-	-	-	-
PARCEL DELIVERY . . . . .	43	6	9	(Z)	97	14	13	2	49	8	13	1
OTHER AND UNKNOWN . . . . .	(Z)	(Z)	(Z)	(Z)	2	1	-	-	-	-	1	(Z)
ALABAMA . . . . .	579	1 207	324	534	1 053	1 671	284	414	188	296	274	717
RAIL . . . . .	214	499	146	385	322	1 060	77	184	83	184	103	565
MOTOR CARRIER . . . . .	291	550	149	112	498	397	119	74	91	96	143	132

TABLE 1. SHIPMENTS BY MANUFACTURING ESTABLISHMENTS--ORIGIN AND MEANS OF TRANSPORT BY DESTINATION: 1977--CON.

VALUE (MILLION DOLLARS) AND TONS (THOUSANDS) OF SHIPMENTS BY DESTINATION--CON.

ORIGIN AND MEANS OF TRANSPORT	WEST NORTH CENTRAL--CON.								SOUTH ATLANTIC			
	NORTH DAKOTA		SOUTH DAKOTA		NEBRASKA		KANSAS		TOTAL		DELAWARE	
	VALUE	TONS	VALUE	TONS	VALUE	TONS	VALUE	TONS	VALUE	TONS	VALUE	TONS
RAIL . . . . .	1	(Z)	1	(Z)	7	4	12	17	1 126	3 412	26	65
MOTOR CARRIER . . . . .	6	3	13	2	20	3	29	13	3 633	6 093	36	49
ICC . . . . .	6	3	13	2	20	3	29	13	3 108	3 814	36	49
NON-ICC . . . . .	-	-	-	-	-	-	(Z)	(Z)	(Z)	2 280	(Z)	1
PRIVATE TRUCK . . . . .	(Z)	(Z)	(Z)	(Z)	3	1	7	3	5 649	22 358	50	76
AIR . . . . .	-	-	-	-	(Z)	(Z)	(Z)	(Z)	34	6	(Z)	(Z)
WATER . . . . .	-	-	-	-	-	-	-	-	29	777	-	-
PIPELINE . . . . .	-	-	-	-	-	-	-	-	-	-	-	-
PARCEL DELIVERY . . . . .	(Z)	(Z)	1	(Z)	1	(Z)	2	(Z)	173	30	4	4
OTHER AND UNKNOWN . . . . .	(Z)	(Z)	-	-	-	-	-	-	325	1 110	-	-
WEST VIRGINIA . . . . .	(Z)	(Z)	3	4	33	78	30	25	2 256	14 934	54	371
RAIL . . . . .	-	-	-	-	25	65	4	7	552	3 807	37	352
MOTOR CARRIER . . . . .	(Z)	(Z)	3	4	7	13	24	15	880	2 387	16	17
ICC . . . . .	(Z)	(Z)	3	4	7	13	24	15	860	2 019	16	17
NON-ICC . . . . .	-	-	-	-	-	-	-	-	20	367	-	-
PRIVATE TRUCK . . . . .	-	-	-	-	(Z)	(Z)	2	4	749	1 546	(Z)	2
AIR . . . . .	-	-	-	-	-	-	(Z)	(Z)	1	-	(Z)	(Z)
WATER . . . . .	-	-	-	-	-	-	-	-	-	-	-	-
PIPELINE . . . . .	-	-	-	-	-	-	-	-	61	7 192	-	-
PARCEL DELIVERY . . . . .	(Z)	(Z)	(Z)	(Z)	(Z)	(Z)	(Z)	(Z)	12	2	(Z)	(Z)
OTHER AND UNKNOWN . . . . .	-	-	-	-	-	-	-	-	-	-	-	-
NORTH CAROLINA . . . . .	28	10	9	2	151	34	122	35	20 409	42 635	115	98
RAIL . . . . .	5	6	2	1	10	4	31	13	1 368	8 345	18	11
MOTOR CARRIER . . . . .	21	4	5	2	132	27	71	20	7 427	8 406	93	82
ICC . . . . .	21	4	5	2	132	27	71	20	7 059	7 334	86	74
NON-ICC . . . . .	-	-	-	-	-	-	-	-	368	1 072	7	9
PRIVATE TRUCK . . . . .	(Z)	(Z)	(Z)	(Z)	3	1	12	2	11 118	25 681	4	4
AIR . . . . .	1	(Z)	-	-	(Z)	(Z)	2	(Z)	35	1	(Z)	(Z)
WATER . . . . .	-	-	-	-	-	-	-	-	40	81	-	-
PIPELINE . . . . .	-	-	-	-	-	-	-	-	-	-	-	-
PARCEL DELIVERY . . . . .	2	(Z)	2	(Z)	6	1	2	(Z)	220	19	1	(Z)
OTHER AND UNKNOWN . . . . .	-	-	(Z)	(Z)	(Z)	(Z)	3	(Z)	201	103	-	-
SOUTH CAROLINA . . . . .	6	1	4	1	21	8	92	54	10 699	29 095	84	241
RAIL . . . . .	-	-	-	-	1	(Z)	3	11	991	9 177	1	4
MOTOR CARRIER . . . . .	5	1	4	1	19	8	78	42	3 083	4 241	33	19
ICC . . . . .	5	1	4	1	12	3	77	41	2 991	3 739	33	19
NON-ICC . . . . .	-	-	-	-	7	5	(Z)	1	92	502	-	-
PRIVATE TRUCK . . . . .	-	-	(Z)	(Z)	-	-	2	1	6 087	13 783	-	-
AIR . . . . .	-	-	-	-	-	-	7	(Z)	30	3	(Z)	(Z)
WATER . . . . .	-	-	-	-	-	-	-	-	145	1 791	47	218
PIPELINE . . . . .	-	-	-	-	-	-	-	-	-	-	-	-
PARCEL DELIVERY . . . . .	(Z)	(Z)	(Z)	(Z)	2	(Z)	1	1	84	7	3	(Z)
OTHER AND UNKNOWN . . . . .	-	-	-	-	-	-	-	-	281	93	-	-
GEORGIA . . . . .	105	17	45	22	61	32	166	112	14 598	59 853	25	18
RAIL . . . . .	(Z)	3	3	3	4	7	5	9	2 007	6 668	3	8
MOTOR CARRIER . . . . .	103	14	16	7	55	23	111	49	4 027	11 106	11	6
ICC . . . . .	103	14	16	7	53	23	105	45	3 527	7 587	10	5
NON-ICC . . . . .	-	-	-	-	2	1	6	3	499	3 519	(Z)	(Z)
PRIVATE TRUCK . . . . .	1	(Z)	25	13	2	1	41	54	8 219	41 556	5	4
AIR . . . . .	(Z)	(Z)	-	-	(Z)	(Z)	4	(Z)	41	3	6	(Z)
WATER . . . . .	-	-	-	-	-	-	-	-	43	133	-	-
PIPELINE . . . . .	-	-	-	-	-	-	-	-	-	-	-	-
PARCEL DELIVERY . . . . .	1	(Z)	(Z)	(Z)	1	(Z)	5	(Z)	128	9	1	(Z)
OTHER AND UNKNOWN . . . . .	-	-	-	-	-	-	-	-	134	378	-	-
FLORIDA . . . . .	31	110	10	23	41	104	83	80	11 088	63 968	37	68
RAIL . . . . .	17	106	2	21	20	94	10	29	1 446	14 767	7	41
MOTOR CARRIER . . . . .	6	2	6	2	18	9	51	44	2 777	15 135	25	23
ICC . . . . .	6	2	6	2	18	9	51	44	2 239	11 794	25	23
NON-ICC . . . . .	-	-	-	-	-	-	-	-	537	3 341	-	-
PRIVATE TRUCK . . . . .	7	1	(Z)	(Z)	(Z)	(Z)	9	6	6 255	33 777	3	3
AIR . . . . .	(Z)	(Z)	1	(Z)	3	(Z)	11	1	180	3	(Z)	(Z)
WATER . . . . .	-	-	-	-	-	-	-	-	64	159	(Z)	1
PIPELINE . . . . .	-	-	-	-	-	-	-	-	-	-	-	-
PARCEL DELIVERY . . . . .	1	(Z)	(Z)	(Z)	(Z)	(Z)	3	(Z)	222	16	2	(Z)
OTHER AND UNKNOWN . . . . .	-	-	(Z)	-	-	-	-	-	144	110	-	-
EAST SOUTH CENTRAL												
KENTUCKY . . . . .	72	54	26	23	118	72	108	86	3 030	4 420	51	27
RAIL . . . . .	55	19	(Z)	1	64	30	18	24	958	966	10	9
MOTOR CARRIER . . . . .	12	33	26	23	32	25	70	45	1 388	1 601	38	16
ICC . . . . .	12	33	26	23	32	25	70	45	1 357	1 572	38	16
NON-ICC . . . . .	-	-	-	-	-	-	-	-	31	30	-	-
PRIVATE TRUCK . . . . .	3	2	-	-	20	17	16	16	571	1 366	2	2
AIR . . . . .	(Z)	(Z)	-	-	-	-	(Z)	(Z)	8	2	(Z)	(Z)
WATER . . . . .	-	-	-	-	-	-	-	-	36	473	-	-
PIPELINE . . . . .	-	-	-	-	-	-	-	-	-	-	-	-
PARCEL DELIVERY . . . . .	2	(Z)	(Z)	(Z)	1	(Z)	4	1	44	3	(Z)	(Z)
OTHER AND UNKNOWN . . . . .	-	-	-	-	-	-	-	-	26	8	-	-
TENNESSEE . . . . .	53	26	13	5	140	202	330	386	5 311	8 607	49	40
RAIL . . . . .	34	12	-	-	50	141	176	269	1 284	4 959	18	21
MOTOR CARRIER . . . . .	15	13	6	1	58	25	131	97	2 591	2 242	18	14
ICC . . . . .	14	12	6	1	58	25	131	97	2 535	2 085	18	14
NON-ICC . . . . .	(Z)	(Z)	-	-	-	-	-	-	56	158	-	-
PRIVATE TRUCK . . . . .	2	1	4	3	16	34	19	19	1 211	1 206	5	4
AIR . . . . .	-	-	(Z)	(Z)	-	-	(Z)	(Z)	16	1	1	(Z)
WATER . . . . .	-	-	-	-	-	-	-	-	6	58	-	-
PIPELINE . . . . .	-	-	-	-	-	-	-	-	4	116	-	-
PARCEL DELIVERY . . . . .	2	(Z)	2	(Z)	16	2	3	(Z)	156	14	6	1
OTHER AND UNKNOWN . . . . .	-	-	1	(Z)	-	-	(Z)	(Z)	44	12	-	-
ALABAMA . . . . .	8	20	12	3	57	55	230	167	4 794	11 165	6	3
RAIL . . . . .	-	-	-	-	15	39	44	89	1 513	5 423	-	-
MOTOR CARRIER . . . . .	7	20	11	3	35	9	91	62	2 029	3 979	3	1

TABLE 1. SHIPMENTS BY MANUFACTURING ESTABLISHMENTS--ORIGIN AND MEANS OF TRANSPORT BY DESTINATION: 1977--CON.

VALUE (MILLION DOLLARS) AND TONS (THOUSANDS) OF SHIPMENTS BY DESTINATION--CON.

ORIGIN AND MEANS OF TRANSPORT	SOUTH ATLANTIC--CON.											
	MARYLAND		DISTRICT OF COL.		VIRGINIA		WEST VIRGINIA		NORTH CAROLINA		SOUTH CAROLINA	
	VALUE	TONS	VALUE	TONS	VALUE	TONS	VALUE	TONS	VALUE	TONS	VALUE	TONS
RAIL	64	284	-	-	291	964	144	179	254	1 547	66	81
MOTOR CARRIER	415	418	154	95	1 191	3 499	98	234	886	1 334	202	155
ICC	410	399	154	95	800	1 370	88	219	773	1 221	201	154
NON-ICC	5	19	-	-	391	2 129	10	15	113	113	1	1
PRIVATE TRUCK	370	1 476	137	551	3 651	18 609	97	381	751	916	316	182
AIR	(Z)	(Z)	15	6	9	(Z)	1	(Z)	(Z)	(Z)	4	(Z)
WATER	1	(Z)	-	-	28	777	-	-	-	-	-	-
PIPELINE	-	-	-	-	-	-	-	-	-	-	-	-
PARCEL DELIVERY	11	1	21	(Z)	70	16	20	1	20	1	5	(Z)
OTHER AND UNKNOWN	1	2	-	-	321	1 099	(Z)	(Z)	2	9	(Z)	(Z)
<b>WEST VIRGINIA</b>	<b>206</b>	<b>1 017</b>	<b>2</b>	<b>12</b>	<b>296</b>	<b>412</b>	<b>1 150</b>	<b>12 019</b>	<b>227</b>	<b>725</b>	<b>61</b>	<b>84</b>
RAIL	45	350	-	-	17	92	230	2 229	113	582	7	48
MOTOR CARRIER	139	602	2	12	113	236	323	1 239	88	115	54	35
ICC	137	357	2	12	113	236	304	1 117	88	115	54	35
NON-ICC	2	246	-	-	-	-	18	122	-	-	-	-
PRIVATE TRUCK	22	64	(Z)	(Z)	165	84	528	1 357	25	29	(Z)	(Z)
AIR	-	-	-	-	(Z)	(Z)	-	-	-	-	-	-
WATER	-	-	-	-	-	-	-	-	-	-	-	-
PIPELINE	-	-	-	-	-	-	61	7 192	-	-	-	-
PARCEL DELIVERY	(Z)	(Z)	(Z)	(Z)	1	(Z)	9	1	1	(Z)	(Z)	(Z)
OTHER AND UNKNOWN	-	-	-	-	-	-	-	-	-	-	-	-
<b>NORTH CAROLINA</b>	<b>675</b>	<b>1 005</b>	<b>56</b>	<b>50</b>	<b>2 188</b>	<b>4 866</b>	<b>194</b>	<b>240</b>	<b>12 264</b>	<b>32 083</b>	<b>2 402</b>	<b>2 558</b>
RAIL	111	285	4	17	152	2 561	51	97	372	4 333	102	463
MOTOR CARRIER	340	563	26	8	1 034	1 260	109	96	3 609	5 006	1 000	801
ICC	321	540	26	8	1 004	1 199	109	96	3 306	4 045	996	787
NON-ICC	19	23	-	-	30	61	-	-	303	961	4	14
PRIVATE TRUCK	208	154	21	25	953	1 031	29	46	8 027	22 582	1 234	1 282
AIR	(Z)	(Z)	1	(Z)	2	(Z)	-	-	7	(Z)	(Z)	(Z)
WATER	-	-	-	-	-	(Z)	-	-	34	78	3	2
PIPELINE	-	-	-	-	-	-	-	-	-	-	-	-
PARCEL DELIVERY	13	1	4	(Z)	24	2	5	(Z)	88	8	27	2
OTHER AND UNKNOWN	3	2	-	-	22	12	1	(Z)	126	76	36	9
<b>SOUTH CAROLINA</b>	<b>192</b>	<b>223</b>	<b>20</b>	<b>7</b>	<b>709</b>	<b>924</b>	<b>89</b>	<b>68</b>	<b>3 372</b>	<b>8 938</b>	<b>4 577</b>	<b>16 120</b>
RAIL	29	119	-	-	53	141	7	30	212	3 563	484	4 659
MOTOR CARRIER	118	65	18	6	209	250	72	28	939	1 616	918	1 575
ICC	92	47	18	6	209	250	71	28	921	1 200	894	1 545
NON-ICC	26	18	-	-	(Z)	(Z)	(Z)	(Z)	19	417	25	30
PRIVATE TRUCK	30	19	2	1	378	480	7	9	2 193	3 753	2 829	8 306
AIR	1	(Z)	-	-	3	(Z)	-	-	(Z)	(Z)	21	3
WATER	8	20	-	-	-	-	-	-	-	-	90	1 553
PARCEL DELIVERY	5	(Z)	(Z)	(Z)	14	1	3	(Z)	22	2	15	1
OTHER AND UNKNOWN	-	-	-	-	52	52	-	-	6	3	219	24
<b>GEORGIA</b>	<b>291</b>	<b>258</b>	<b>58</b>	<b>29</b>	<b>484</b>	<b>800</b>	<b>97</b>	<b>183</b>	<b>1 304</b>	<b>2 353</b>	<b>1 456</b>	<b>6 196</b>
RAIL	143	126	1	9	122	426	19	124	291	757	155	790
MOTOR CARRIER	116	106	46	11	188	165	60	36	593	972	407	839
ICC	105	92	46	11	186	164	57	33	534	938	397	822
NON-ICC	11	14	-	-	2	1	3	3	9	33	10	17
PRIVATE TRUCK	27	25	11	10	163	208	14	22	446	623	876	4 567
AIR	1	(Z)	(Z)	(Z)	1	(Z)	(Z)	(Z)	1	(Z)	2	(Z)
WATER	-	-	-	-	-	-	-	-	-	-	-	-
PARCEL DELIVERY	5	(Z)	(Z)	(Z)	11	1	4	(Z)	18	1	18	1
OTHER AND UNKNOWN	(Z)	(Z)	-	-	-	-	-	-	5	(Z)	(Z)	(Z)
<b>FLORIDA</b>	<b>216</b>	<b>313</b>	<b>19</b>	<b>8</b>	<b>314</b>	<b>605</b>	<b>33</b>	<b>59</b>	<b>390</b>	<b>831</b>	<b>329</b>	<b>494</b>
RAIL	85	222	(Z)	1	145	490	13	39	96	623	68	272
MOTOR CARRIER	85	67	10	6	102	82	15	15	210	137	66	161
ICC	83	63	10	6	101	80	15	15	209	130	66	157
NON-ICC	2	4	-	-	1	3	-	-	1	7	1	4
PRIVATE TRUCK	33	20	1	(Z)	43	32	1	4	62	71	170	61
AIR	5	(Z)	6	(Z)	7	(Z)	(Z)	(Z)	15	(Z)	6	(Z)
WATER	1	3	-	-	-	-	-	-	-	-	-	-
PIPELINE	-	-	-	-	-	-	-	-	-	-	-	-
PARCEL DELIVERY	6	(Z)	1	(Z)	17	(Z)	3	(Z)	6	(Z)	16	(Z)
OTHER AND UNKNOWN	1	(Z)	(Z)	(Z)	1	(Z)	-	-	(Z)	(Z)	1	(Z)
<b>EAST SOUTH CENTRAL</b>												
<b>KENTUCKY</b>	<b>213</b>	<b>136</b>	<b>50</b>	<b>41</b>	<b>568</b>	<b>828</b>	<b>443</b>	<b>2 141</b>	<b>495</b>	<b>398</b>	<b>140</b>	<b>99</b>
RAIL	51	36	11	10	174	244	44	203	209	129	79	48
MOTOR CARRIER	137	80	31	27	273	226	188	697	244	214	41	41
ICC	137	80	19	6	273	226	188	697	229	210	41	41
NON-ICC	(Z)	(Z)	12	21	(Z)	(Z)	(Z)	(Z)	15	5	(Z)	(Z)
PRIVATE TRUCK	19	19	7	3	92	349	153	767	40	54	15	9
AIR	2	1	-	-	1	(Z)	-	-	(Z)	(Z)	1	(Z)
WATER	-	-	-	-	-	-	36	473	-	-	-	-
PIPELINE	-	-	-	-	-	-	-	-	-	-	-	-
PARCEL DELIVERY	3	(Z)	(Z)	(Z)	3	(Z)	22	1	2	(Z)	4	(Z)
OTHER AND UNKNOWN	-	-	-	-	26	8	(Z)	(Z)	(Z)	(Z)	-	-
<b>TENNESSEE</b>	<b>209</b>	<b>199</b>	<b>20</b>	<b>12</b>	<b>736</b>	<b>1 070</b>	<b>276</b>	<b>847</b>	<b>1 132</b>	<b>1 527</b>	<b>444</b>	<b>558</b>
RAIL	53	112	2	6	240	808	118	639	111	623	75	207
MOTOR CARRIER	119	72	9	5	251	141	116	93	667	590	258	244
ICC	114	61	9	5	241	132	116	93	654	580	258	244
NON-ICC	4	11	-	-	10	8	-	-	12	10	(Z)	(Z)
PRIVATE TRUCK	31	14	(Z)	(Z)	220	117	31	56	292	307	94	104
AIR	(Z)	(Z)	(Z)	(Z)	1	(Z)	(Z)	(Z)	2	(Z)	(Z)	(Z)
WATER	-	-	-	-	-	-	6	58	-	-	-	-
PIPELINE	-	-	-	-	-	-	-	-	-	-	-	-
PARCEL DELIVERY	6	1	8	1	16	1	4	(Z)	48	4	9	1
OTHER AND UNKNOWN	-	-	-	-	8	3	1	(Z)	12	3	7	1
<b>ALABAMA</b>	<b>114</b>	<b>213</b>	<b>20</b>	<b>74</b>	<b>365</b>	<b>623</b>	<b>97</b>	<b>171</b>	<b>944</b>	<b>1 378</b>	<b>622</b>	<b>1 125</b>
RAIL	35	124	13	63	119	428	43	124	246	829	198	610
MOTOR CARRIER	47	66	4	9	176	151	24	23	465	408	322	435



TABLE 1. SHIPMENTS BY MANUFACTURING ESTABLISHMENTS--ORIGIN AND MEANS OF TRANSPORT BY DESTINATION: 1977--CON.

VALUE (MILLION DOLLARS) AND TONS (THOUSANDS) OF SHIPMENTS BY DESTINATION--CON.

ORIGIN AND MEANS OF TRANSPORT	SOUTH ATLANTIC--CON.						EAST SOUTH CENTRAL					
	GEORGIA		FLORIDA		TOTAL		KENTUCKY		TENNESSEE		ALABAMA	
	VALUE	TONS	VALUE	TONS	VALUE	TONS	VALUE	TONS	VALUE	TONS	VALUE	TONS
RAIL . . . . .	135	155	147	138	490	416	111	126	173	117	159	136
MOTOR CARRIER . . . . .	420	210	230	99	1 034	663	268	223	496	254	211	158
ICC . . . . .	416	208	230	99	1 018	655	254	218	496	252	211	158
NON-ICC . . . . .	4	2	(Z)	(Z)	15	8	15	6	(Z)	2	(Z)	(Z)
PRIVATE TRUCK . . . . .	263	156	14	11	248	188	98	74	108	96	17	8
AIR . . . . .	(Z)	(Z)	5	(Z)	69	1	58	1	9	(Z)	(Z)	(Z)
WATER . . . . .	-	-	-	-	-	-	-	-	-	-	-	-
PIPELINE . . . . .	-	-	-	-	-	-	-	-	-	-	-	-
PARCEL DELIVERY . . . . .	7	3	15	2	28	2	7	1	6	(Z)	12	1
OTHER AND UNKNOWN . . . . .	(Z)	(Z)	(Z)	(Z)	1	4	(Z)	(Z)	1	4	(Z)	(Z)
WEST VIRGINIA . . . . .	149	164	109	130	536	1 305	216	448	176	327	113	468
RAIL . . . . .	30	48	74	107	174	841	30	187	89	233	51	407
MOTOR CARRIER . . . . .	112	108	33	21	302	409	151	224	67	82	56	57
ICC . . . . .	112	108	33	21	290	370	139	185	67	82	56	57
NON-ICC . . . . .	-	-	-	-	12	39	12	39	-	-	-	-
PRIVATE TRUCK . . . . .	6	8	2	2	58	51	33	34	20	12	5	5
AIR . . . . .	1	(Z)	(Z)	(Z)	1	3	1	3	-	-	-	-
WATER . . . . .	-	-	-	-	-	-	-	-	-	-	-	-
PIPELINE . . . . .	-	-	-	-	-	-	-	-	-	-	-	-
PARCEL DELIVERY . . . . .	(Z)	(Z)	(Z)	(Z)	1	(Z)	(Z)	(Z)	(Z)	(Z)	(Z)	(Z)
OTHER AND UNKNOWN . . . . .	-	-	-	-	-	-	-	-	-	-	-	-
NORTH CAROLINA . . . . .	1 815	1 226	700	510	2 435	1 727	492	223	1 108	1 074	573	310
RAIL . . . . .	448	406	110	172	323	290	47	40	111	159	161	86
MOTOR CARRIER . . . . .	795	395	420	195	1 261	549	262	116	596	240	263	136
ICC . . . . .	795	395	417	191	1 258	546	262	116	595	237	262	135
NON-ICC . . . . .	1	(Z)	4	5	3	4	-	-	2	3	1	(Z)
PRIVATE TRUCK . . . . .	502	418	140	139	757	877	174	66	347	667	127	87
AIR . . . . .	20	(Z)	4	(Z)	13	1	(Z)	(Z)	12	1	2	(Z)
WATER . . . . .	(Z)	(Z)	2	1	-	-	-	-	-	-	-	-
PIPELINE . . . . .	-	-	-	-	-	-	-	-	-	-	-	-
PARCEL DELIVERY . . . . .	38	3	21	2	73	5	8	1	37	2	19	1
OTHER AND UNKNOWN . . . . .	11	4	2	1	7	4	(Z)	(Z)	6	3	(Z)	(Z)
SOUTH CAROLINA . . . . .	1 236	1 969	420	605	1 171	873	159	115	510	407	343	261
RAIL . . . . .	99	322	106	339	568	149	28	52	82	156	19	32
MOTOR CARRIER . . . . .	578	535	197	146	577	302	80	37	256	110	198	140
ICC . . . . .	558	503	196	142	572	297	80	37	252	106	198	139
NON-ICC . . . . .	21	32	2	4	5	5	(Z)	(Z)	4	4	(Z)	1
PRIVATE TRUCK . . . . .	548	1 111	99	104	413	300	47	25	156	140	119	89
AIR . . . . .	(Z)	(Z)	4	(Z)	4	(Z)	2	(Z)	1	(Z)	(Z)	(Z)
WATER . . . . .	-	-	-	-	-	-	-	-	-	-	-	-
PIPELINE . . . . .	-	-	-	-	-	-	-	-	-	-	-	-
PARCEL DELIVERY . . . . .	10	1	12	1	27	2	3	(Z)	15	2	7	(Z)
OTHER AND UNKNOWN . . . . .	(Z)	(Z)	3	14	(Z)	(Z)	(Z)	(Z)	-	-	-	-
GEORGIA . . . . .	8 858	46 251	2 023	3 765	3 534	5 390	551	785	1 436	2 253	1 135	1 997
RAIL . . . . .	481	3 070	793	1 360	662	1 472	132	273	354	642	102	478
MOTOR CARRIER . . . . .	1 999	7 831	657	1 141	1 366	2 059	271	365	503	997	434	547
ICC . . . . .	1 594	4 448	598	1 074	1 313	2 007	255	352	496	991	426	541
NON-ICC . . . . .	405	3 383	59	67	53	51	16	14	8	6	8	6
PRIVATE TRUCK . . . . .	6 157	34 960	521	1 136	1 396	1 846	115	145	562	613	553	962
AIR . . . . .	14	1	17	1	2	(Z)	(Z)	(Z)	(Z)	1	1	(Z)
WATER . . . . .	31	12	12	121	1	-	-	-	-	-	-	-
PARCEL DELIVERY . . . . .	50	3	21	2	95	5	29	2	17	1	37	2
OTHER AND UNKNOWN . . . . .	126	374	3	4	13	9	5	(Z)	(Z)	(Z)	8	9
FLORIDA . . . . .	836	2 606	8 914	58 985	1 317	2 990	254	825	482	816	474	1 146
RAIL . . . . .	270	1 294	762	11 784	275	1 605	82	560	123	680	54	289
MOTOR CARRIER . . . . .	314	391	1 948	14 253	530	510	124	190	241	100	143	178
ICC . . . . .	314	384	1 416	10 937	521	484	123	186	236	90	142	168
NON-ICC . . . . .	1	7	532	3 316	9	26	(Z)	3	5	10	2	10
PRIVATE TRUCK . . . . .	203	873	5 739	32 713	341	828	40	75	34	35	215	637
AIR . . . . .	12	(Z)	128	1	98	38	2	(Z)	64	1	27	37
WATER . . . . .	11	46	52	110	21	4	-	-	-	-	21	4
PIPELINE . . . . .	-	-	(Z)	2	-	-	-	-	-	-	-	-
PARCEL DELIVERY . . . . .	26	1	145	13	39	1	4	(Z)	20	(Z)	12	(Z)
OTHER AND UNKNOWN . . . . .	1	(Z)	140	109	13	4	2	(Z)	(Z)	(Z)	1	(Z)
EAST SOUTH CENTRAL												
KENTUCKY . . . . .	420	335	651	416	6 366	11 480	5 170	9 747	759	1 395	342	270
RAIL . . . . .	174	137	206	150	434	1 282	191	580	138	547	60	118
MOTOR CARRIER . . . . .	174	151	262	148	1 680	2 062	1 055	1 704	373	248	218	89
ICC . . . . .	174	151	259	144	1 363	1 843	743	1 493	368	241	218	89
NON-ICC . . . . .	(Z)	(Z)	3	4	316	219	312	212	5	8	-	-
PRIVATE TRUCK . . . . .	68	46	175	116	2 282	6 269	1 988	5 756	222	439	59	63
AIR . . . . .	(Z)	(Z)	4	1	3	(Z)	(Z)	(Z)	(Z)	(Z)	3	(Z)
WATER . . . . .	-	-	-	-	92	816	74	658	18	159	-	-
PIPELINE . . . . .	-	-	-	-	120	426	120	426	-	-	-	-
PARCEL DELIVERY . . . . .	5	(Z)	4	(Z)	22	3	11	2	7	1	3	(Z)
OTHER AND UNKNOWN . . . . .	-	-	-	-	1 732	621	1 732	621	(Z)	(Z)	-	-
TENNESSEE . . . . .	1 591	2 510	854	1 845	8 969	35 647	1 001	4 679	6 338	25 114	950	3 771
RAIL . . . . .	370	1 097	296	1 445	870	10 765	196	4 057	297	2 963	195	2 698
MOTOR CARRIER . . . . .	718	823	435	261	2 361	3 453	284	239	1 484	2 541	409	361
ICC . . . . .	698	724	426	232	2 305	3 283	284	239	1 429	2 376	408	360
NON-ICC . . . . .	20	99	9	29	57	171	-	-	55	165	(Z)	1
PRIVATE TRUCK . . . . .	464	470	72	133	5 437	20 097	504	381	4 318	18 286	315	708
AIR . . . . .	1	(Z)	10	(Z)	2	(Z)	(Z)	(Z)	(Z)	(Z)	1	(Z)
WATER . . . . .	-	-	-	-	95	1 204	-	-	95	1 204	-	-
PIPELINE . . . . .	4	116	-	-	11	77	-	-	11	77	-	-
PARCEL DELIVERY . . . . .	31	2	27	3	74	6	15	1	26	2	23	2
OTHER AND UNKNOWN . . . . .	3	1	14	3	118	44	3	1	106	41	6	2
ALABAMA . . . . .	1 573	5 186	1 053	2 392	6 477	29 467	368	1 510	1 113	4 028	4 511	21 299
RAIL . . . . .	412	1 845	447	1 400	1 094	5 728	151	897	364	1 816	454	2 281
MOTOR CARRIER . . . . .	674	2 321	313	565	2 032	9 049	140	112	435	936	1 297	7 295

TABLE 1. SHIPMENTS BY MANUFACTURING ESTABLISHMENTS--ORIGIN AND MEANS OF TRANSPORT BY DESTINATION: 1977--CON.

VALUE (MILLION DOLLARS) AND TONS (THOUSANDS) OF SHIPMENTS BY DESTINATION--CON.

ORIGIN AND MEANS OF TRANSPORT	EAST SOUTH CENTRAL--CON.				WEST SOUTH CENTRAL							
	MISSISSIPPI		TOTAL		ARKANSAS		LOUISIANA		OKLAHOMA		TEXAS	
	VALUE	TONS	VALUE	TONS	VALUE	TONS	VALUE	TONS	VALUE	TONS	VALUE	TONS
RAIL	47	36	337	181	37	28	101	41	83	26	116	86
MOTOR CARRIER	58	28	365	180	28	13	58	39	96	19	184	110
ICC	58	28	365	180	28	13	58	39	96	19	184	110
NON-ICC	-	-	(Z)	(Z)	-	-	(Z)	(Z)	-	-	(Z)	(Z)
PRIVATE TRUCK	25	11	67	31	17	11	4	4	2	(Z)	44	17
AIR	2	(Z)	27	2	(Z)	(Z)	16	(Z)	2	(Z)	10	2
WATER	-	-	26	43	-	-	26	43	-	-	-	-
PIPELINE	-	-	-	-	-	-	-	-	-	-	-	-
PARCEL DELIVERY	4	(Z)	28	3	(Z)	(Z)	3	(Z)	6	(Z)	19	2
OTHER AND UNKNOWN	-	-	4	6	(Z)	(Z)	(Z)	(Z)	-	-	4	6
WEST VIRGINIA	31	62	588	739	35	32	139	173	36	122	378	413
RAIL	3	14	193	360	1	2	23	18	15	100	153	240
MOTOR CARRIER	28	47	324	227	31	29	68	40	20	22	205	137
ICC	28	47	324	227	31	29	68	40	20	22	205	137
NON-ICC	-	-	-	-	-	-	-	-	-	-	-	-
PRIVATE TRUCK	(Z)	(Z)	8	7	2	1	1	(Z)	-	-	5	5
AIR	-	-	(Z)	(Z)	(Z)	(Z)	-	-	-	-	(Z)	(Z)
WATER	-	-	57	143	-	-	47	115	-	-	10	29
PIPELINE	-	-	-	-	-	-	-	-	-	-	-	-
PARCEL DELIVERY	(Z)	(Z)	2	(Z)	(Z)	(Z)	1	(Z)	(Z)	(Z)	1	(Z)
OTHER AND UNKNOWN	-	-	4	2	-	-	-	-	-	-	4	2
NORTH CAROLINA	262	120	2 294	866	268	136	429	201	244	85	1 351	444
RAIL	4	4	768	388	145	89	114	93	24	21	485	185
MOTOR CARRIER	139	57	1 094	353	60	23	236	88	180	46	618	195
ICC	139	57	1 083	343	55	18	236	88	180	46	613	191
NON-ICC	-	-	11	9	6	5	(Z)	(Z)	(Z)	(Z)	5	4
PRIVATE TRUCK	109	57	307	114	47	23	45	15	32	16	182	59
AIR	(Z)	(Z)	18	2	(Z)	(Z)	4	1	(Z)	(Z)	13	1
WATER	-	-	15	2	-	-	15	2	-	-	-	-
PIPELINE	-	-	-	-	-	-	-	-	-	-	-	-
PARCEL DELIVERY	9	1	79	6	15	1	13	1	8	1	43	4
OTHER AND UNKNOWN	1	1	13	2	(Z)	(Z)	1	1	1	1	10	(Z)
SOUTH CAROLINA	158	91	639	321	129	53	89	44	36	20	385	204
RAIL	20	29	132	122	6	12	30	14	7	4	89	92
MOTOR CARRIER	43	15	356	147	95	25	35	18	21	14	205	91
ICC	43	15	347	140	89	21	35	18	21	14	201	88
NON-ICC	(Z)	(Z)	9	7	6	4	-	-	-	-	4	3
PRIVATE TRUCK	92	46	96	46	26	16	14	9	5	3	51	18
AIR	1	(Z)	30	1	(Z)	(Z)	5	(Z)	(Z)	(Z)	24	1
WATER	-	-	-	-	-	-	-	-	-	-	-	-
PIPELINE	-	-	-	-	-	-	-	-	-	-	-	-
PARCEL DELIVERY	2	(Z)	23	2	3	(Z)	2	(Z)	3	(Z)	14	1
OTHER AND UNKNOWN	-	-	3	3	-	-	3	3	-	-	-	-
GEORGIA	411	355	2 584	2 022	180	204	507	619	334	142	1 562	1 057
RAIL	75	79	1 200	1 199	48	119	263	440	188	82	701	558
MOTOR CARRIER	158	149	839	522	53	33	136	107	100	45	550	337
ICC	136	124	731	444	52	32	133	106	89	34	456	272
NON-ICC	22	25	108	78	2	1	3	1	11	11	93	65
PRIVATE TRUCK	166	126	458	291	67	51	89	70	38	15	264	155
AIR	(Z)	(Z)	5	(Z)	(Z)	(Z)	1	(Z)	1	(Z)	3	(Z)
WATER	-	-	4	6	-	-	-	-	-	-	4	6
PIPELINE	-	-	-	-	-	-	-	-	-	-	-	-
PARCEL DELIVERY	13	1	57	3	11	1	13	(Z)	8	(Z)	25	1
OTHER AND UNKNOWN	-	-	22	1	-	-	6	(Z)	-	-	16	(Z)
FLORIDA	107	204	956	1 842	47	185	268	700	82	90	559	866
RAIL	17	77	243	1 388	17	160	93	506	7	67	126	655
MOTOR CARRIER	22	43	414	314	20	13	103	130	23	9	268	162
ICC	20	40	410	310	19	11	102	127	23	9	266	162
NON-ICC	2	3	3	5	(Z)	2	(Z)	3	-	-	3	(Z)
PRIVATE TRUCK	51	81	117	120	5	12	45	47	8	14	58	47
AIR	4	(Z)	122	2	1	(Z)	5	(Z)	34	(Z)	82	2
WATER	-	-	6	16	-	-	6	16	-	-	-	-
PIPELINE	-	-	-	-	-	-	-	-	-	-	-	-
PARCEL DELIVERY	3	(Z)	53	2	4	(Z)	17	1	9	(Z)	23	1
OTHER AND UNKNOWN	10	3	2	(Z)	(Z)	1	(Z)	1	1	(Z)	1	(Z)
EAST SOUTH CENTRAL												
KENTUCKY	95	68	1 584	1 439	190	101	404	713	183	95	807	530
RAIL	46	36	673	626	78	45	227	328	80	44	288	208
MOTOR CARRIER	34	21	726	380	82	40	110	56	88	37	447	248
ICC	34	21	721	374	82	40	110	56	87	37	442	241
NON-ICC	-	-	6	6	-	-	(Z)	(Z)	(Z)	(Z)	5	6
PRIVATE TRUCK	13	11	91	105	27	16	11	3	11	13	51	72
AIR	(Z)	(Z)	17	2	-	-	7	(Z)	-	-	11	1
WATER	-	-	51	324	-	-	51	324	-	-	-	-
PIPELINE	-	-	-	-	-	-	-	-	-	-	-	-
PARCEL DELIVERY	2	(Z)	24	2	3	(Z)	7	(Z)	4	(Z)	10	1
OTHER AND UNKNOWN	-	-	1	2	-	-	(Z)	2	(Z)	(Z)	-	-
TENNESSEE	680	2 083	2 649	3 839	639	1 051	558	1 046	263	202	1 190	1 540
RAIL	182	1 047	895	1 878	125	246	148	413	55	64	567	1 155
MOTOR CARRIER	184	312	1 043	835	231	273	216	202	133	85	463	275
ICC	183	308	1 038	819	231	272	215	188	133	85	460	274
NON-ICC	1	5	5	17	1	1	1	14	-	-	3	2
PRIVATE TRUCK	300	722	558	748	269	530	105	81	70	52	114	85
AIR	(Z)	(Z)	10	1	(Z)	(Z)	6	(Z)	(Z)	(Z)	4	1
WATER	-	-	68	364	-	-	63	347	-	-	5	17
PIPELINE	-	-	-	-	-	-	-	-	-	-	-	-
PARCEL DELIVERY	10	1	59	8	9	1	17	2	4	(Z)	29	5
OTHER AND UNKNOWN	3	1	15	5	3	2	4	1	(Z)	(Z)	7	2
ALABAMA	484	2 630	2 060	4 513	211	415	769	2 544	99	180	982	1 374
RAIL	125	733	679	1 551	58	233	158	394	34	119	428	805
MOTOR CARRIER	160	705	888	927	114	130	346	430	55	54	372	313

TABLE 1. SHIPMENTS BY MANUFACTURING ESTABLISHMENTS--ORIGIN AND MEANS OF TRANSPORT BY DESTINATION: 1977--CON.

VALUE (MILLION DOLLARS) AND TONS (THOUSANDS) OF SHIPMENTS BY DESTINATION--CON.

ORIGIN AND MEANS OF TRANSPORT	MOUNTAIN											
	TOTAL		MONTANA		IDAHOO		WYOMING		COLORADO		NEW MEXICO	
	VALUE	TONS	VALUE	TONS	VALUE	TONS	VALUE	TONS	VALUE	TONS	VALUE	TONS
RAIL . . . . .	47	27	1	(Z)	1	1	(Z)	(Z)	12	12	-	-
MOTOR CARRIER . . . . .	193	26	3	1	1	(Z)	(Z)	(Z)	70	6	47	5
ICC . . . . .	193	26	3	1	1	(Z)	(Z)	(Z)	70	6	47	5
NON-ICC . . . . .	-	-	-	-	-	-	-	-	-	-	-	-
PRIVATE TRUCK . . . . .	22	12	(Z)	(Z)	(Z)	(Z)	(Z)	(Z)	12	6	4	1
AIR . . . . .	8	(Z)	(Z)	(Z)	-	-	-	-	7	(Z)	1	(Z)
WATER . . . . .	-	-	-	-	-	-	-	-	-	-	-	-
PIPELINE . . . . .	-	-	-	-	-	-	-	-	-	-	-	-
PARCEL DELIVERY . . . . .	7	(Z)	(Z)	(Z)	1	(Z)	(Z)	(Z)	1	(Z)	1	(Z)
OTHER AND UNKNOWN . . . . .	-	-	-	-	-	-	-	-	-	-	-	-
<b>WEST VIRGINIA . . . . .</b>	<b>71</b>	<b>96</b>	<b>1</b>	<b>8</b>	<b>2</b>	<b>2</b>	<b>1</b>	<b>1</b>	<b>35</b>	<b>64</b>	<b>2</b>	<b>1</b>
RAIL . . . . .	33	68	1	8	(Z)	(Z)	-	-	25	50	-	-
MOTOR CARRIER . . . . .	31	26	1	(Z)	2	2	1	1	9	13	2	1
ICC . . . . .	31	26	1	(Z)	2	2	1	1	9	13	2	1
NON-ICC . . . . .	-	-	-	-	-	-	-	-	-	-	-	-
PRIVATE TRUCK . . . . .	6	2	-	-	-	-	-	-	(Z)	(Z)	-	-
AIR . . . . .	(Z)	(Z)	-	-	(Z)	(Z)	-	-	(Z)	(Z)	-	-
WATER . . . . .	-	-	-	-	-	-	-	-	-	-	-	-
PIPELINE . . . . .	-	-	-	-	-	-	-	-	-	-	-	-
PARCEL DELIVERY . . . . .	1	(Z)	-	-	(Z)	(Z)	-	-	(Z)	(Z)	-	-
OTHER AND UNKNOWN . . . . .	-	-	-	-	-	-	-	-	-	-	-	-
<b>NORTH CAROLINA . . . . .</b>	<b>616</b>	<b>168</b>	<b>138</b>	<b>29</b>	<b>24</b>	<b>5</b>	<b>6</b>	<b>1</b>	<b>155</b>	<b>68</b>	<b>86</b>	<b>8</b>
RAIL . . . . .	235	95	124	27	1	1	(Z)	(Z)	41	38	(Z)	(Z)
MOTOR CARRIER . . . . .	309	61	12	2	22	4	6	1	99	25	69	7
ICC . . . . .	303	59	12	2	22	4	6	1	99	25	69	7
NON-ICC . . . . .	5	2	-	-	-	-	-	-	(Z)	(Z)	-	-
PRIVATE TRUCK . . . . .	31	7	-	-	(Z)	(Z)	-	-	12	4	15	1
AIR . . . . .	5	1	(Z)	(Z)	(Z)	(Z)	-	-	1	(Z)	(Z)	(Z)
WATER . . . . .	-	-	-	-	-	-	-	-	-	-	-	-
PIPELINE . . . . .	-	-	-	-	-	-	-	-	-	-	-	-
PARCEL DELIVERY . . . . .	21	2	2	(Z)	(Z)	(Z)	1	(Z)	3	(Z)	2	(Z)
OTHER AND UNKNOWN . . . . .	15	2	-	-	-	-	-	-	(Z)	(Z)	(Z)	(Z)
<b>SOUTH CAROLINA . . . . .</b>	<b>163</b>	<b>40</b>	<b>7</b>	<b>3</b>	<b>5</b>	<b>1</b>	<b>5</b>	<b>6</b>	<b>67</b>	<b>12</b>	<b>13</b>	<b>3</b>
RAIL . . . . .	13	8	-	-	-	-	-	-	7	5	-	-
MOTOR CARRIER . . . . .	97	26	4	2	4	1	5	6	32	5	11	3
ICC . . . . .	97	26	4	2	4	1	5	6	32	5	11	3
NON-ICC . . . . .	-	-	-	-	-	-	-	-	-	-	-	-
PRIVATE TRUCK . . . . .	28	4	2	1	(Z)	(Z)	-	-	23	2	(Z)	(Z)
AIR . . . . .	6	(Z)	(Z)	(Z)	-	-	-	-	3	(Z)	(Z)	(Z)
WATER . . . . .	-	-	-	-	-	-	-	-	-	-	-	-
PIPELINE . . . . .	-	-	-	-	-	-	-	-	-	-	-	-
PARCEL DELIVERY . . . . .	18	1	1	(Z)	(Z)	(Z)	-	-	3	(Z)	1	(Z)
OTHER AND UNKNOWN . . . . .	1	(Z)	-	-	-	-	-	-	-	-	-	-
<b>GEORGIA . . . . .</b>	<b>336</b>	<b>212</b>	<b>15</b>	<b>13</b>	<b>22</b>	<b>5</b>	<b>9</b>	<b>5</b>	<b>82</b>	<b>63</b>	<b>15</b>	<b>16</b>
RAIL . . . . .	91	101	-	-	-	-	2	3	20	26	3	8
MOTOR CARRIER . . . . .	163	89	7	11	21	5	7	2	53	34	6	5
ICC . . . . .	148	82	6	11	21	5	7	2	50	33	6	5
NON-ICC . . . . .	15	6	1	(Z)	-	-	-	-	3	1	-	-
PRIVATE TRUCK . . . . .	59	22	5	2	-	-	-	-	8	4	5	2
AIR . . . . .	13	(Z)	2	(Z)	-	-	(Z)	(Z)	-	-	(Z)	(Z)
WATER . . . . .	-	-	-	-	-	-	-	-	-	-	-	-
PIPELINE . . . . .	-	-	-	-	-	-	-	-	-	-	-	-
PARCEL DELIVERY . . . . .	10	1	1	(Z)	1	(Z)	1	(Z)	2	(Z)	1	(Z)
OTHER AND UNKNOWN . . . . .	-	-	-	-	-	-	-	-	-	-	-	-
<b>FLORIDA . . . . .</b>	<b>274</b>	<b>140</b>	<b>8</b>	<b>31</b>	<b>5</b>	<b>1</b>	<b>9</b>	<b>36</b>	<b>62</b>	<b>38</b>	<b>84</b>	<b>8</b>
RAIL . . . . .	16	90	4	25	-	-	3	35	5	16	(Z)	4
MOTOR CARRIER . . . . .	146	39	3	5	(Z)	(Z)	4	1	38	20	37	3
ICC . . . . .	145	37	3	5	(Z)	(Z)	4	1	38	20	37	3
NON-ICC . . . . .	1	1	-	-	-	-	-	-	-	-	-	-
PRIVATE TRUCK . . . . .	15	10	-	-	1	1	-	-	5	2	-	-
AIR . . . . .	75	1	(Z)	(Z)	1	(Z)	1	(Z)	10	(Z)	46	1
WATER . . . . .	-	-	-	-	-	-	-	-	-	-	-	-
PIPELINE . . . . .	-	-	-	-	-	-	-	-	-	-	-	-
PARCEL DELIVERY . . . . .	17	(Z)	(Z)	(Z)	3	(Z)	1	(Z)	4	(Z)	(Z)	(Z)
OTHER AND UNKNOWN . . . . .	3	(Z)	(Z)	(Z)	-	-	-	-	-	-	-	-
<b>EAST SOUTH CENTRAL</b>												
<b>KENTUCKY . . . . .</b>	<b>486</b>	<b>271</b>	<b>64</b>	<b>22</b>	<b>26</b>	<b>10</b>	<b>29</b>	<b>10</b>	<b>170</b>	<b>128</b>	<b>23</b>	<b>17</b>
RAIL . . . . .	221	163	34	11	19	4	28	10	84	74	10	8
MOTOR CARRIER . . . . .	234	82	28	11	4	5	1	(Z)	67	28	12	9
ICC . . . . .	228	81	28	11	4	5	1	(Z)	61	28	12	9
NON-ICC . . . . .	6	(Z)	-	-	-	-	-	-	6	(Z)	-	-
PRIVATE TRUCK . . . . .	24	26	-	-	2	(Z)	-	-	17	25	(Z)	(Z)
AIR . . . . .	1	(Z)	1	(Z)	-	-	(Z)	(Z)	(Z)	(Z)	-	-
WATER . . . . .	-	-	-	-	-	-	-	-	-	-	-	-
PIPELINE . . . . .	-	-	-	-	-	-	-	-	-	-	-	-
PARCEL DELIVERY . . . . .	6	1	1	(Z)	(Z)	(Z)	(Z)	(Z)	1	(Z)	1	(Z)
OTHER AND UNKNOWN . . . . .	-	-	-	-	-	-	-	-	-	-	-	-
<b>TENNESSEE . . . . .</b>	<b>379</b>	<b>290</b>	<b>22</b>	<b>13</b>	<b>12</b>	<b>4</b>	<b>2</b>	<b>(Z)</b>	<b>184</b>	<b>122</b>	<b>25</b>	<b>8</b>
RAIL . . . . .	128	106	6	6	1	(Z)	-	-	54	50	11	4
MOTOR CARRIER . . . . .	203	165	12	7	9	4	1	(Z)	112	62	7	2
ICC . . . . .	203	165	12	7	9	4	1	(Z)	112	62	7	2
NON-ICC . . . . .	-	-	-	-	-	-	-	-	-	-	-	-
PRIVATE TRUCK . . . . .	25	16	(Z)	(Z)	-	-	(Z)	(Z)	14	10	4	2
AIR . . . . .	2	(Z)	(Z)	(Z)	(Z)	(Z)	-	-	1	(Z)	1	(Z)
WATER . . . . .	-	-	-	-	-	-	-	-	-	-	-	-
PIPELINE . . . . .	-	-	-	-	-	-	-	-	-	-	-	-
PARCEL DELIVERY . . . . .	14	1	1	(Z)	2	(Z)	1	(Z)	3	(Z)	2	(Z)
OTHER AND UNKNOWN . . . . .	7	2	2	1	-	-	-	-	-	-	1	(Z)
<b>ALABAMA . . . . .</b>	<b>264</b>	<b>281</b>	<b>15</b>	<b>21</b>	<b>7</b>	<b>4</b>	<b>10</b>	<b>8</b>	<b>69</b>	<b>83</b>	<b>9</b>	<b>4</b>
RAIL . . . . .	49	91	1	16	1	1	-	-	28	60	1	2
MOTOR CARRIER . . . . .	168	160	2	1	3	2	10	8	27	19	6	1



TABLE 1. SHIPMENTS BY MANUFACTURING ESTABLISHMENTS--ORIGIN AND MEANS OF TRANSPORT BY DESTINATION: 1977--CON.

VALUE (MILLION DOLLARS) AND TONS (THOUSANDS) OF SHIPMENTS BY DESTINATION--CON.

ORIGIN AND MEANS OF TRANSPORT	MOUNTAIN--CON.						PACIFIC			
	ARIZONA		UTAH		NEVADA		TOTAL		WASHINGTON	
	VALUE	TONS	VALUE	TONS	VALUE	TONS	VALUE	TONS	VALUE	TONS
RAIL . . . . .	3	1	30	13	-	-	186	89	30	18
MOTOR CARRIER . . . . .	43	8	23	1	8	5	396	108	42	4
ICC . . . . .	43	8	23	1	8	5	396	108	42	4
NON-ICC . . . . .	-	-	-	-	-	-	(Z)	(Z)	-	-
PRIVATE TRUCK . . . . .	3	4	2	1	(Z)	(Z)	37	16	(Z)	2
AIR . . . . .	(Z)	(Z)	(Z)	(Z)	(Z)	(Z)	113	2	1	(Z)
WATER . . . . .	-	-	-	-	-	-	2	1	-	-
PIPELINE . . . . .	-	-	-	-	-	-	-	-	-	-
PARCEL DELIVERY . . . . .	4	(Z)	(Z)	(Z)	(Z)	(Z)	87	4	3	(Z)
OTHER AND UNKNOWN . . . . .	-	-	-	-	-	-	1	(Z)	(Z)	(Z)
WEST VIRGINIA . . . . .	7	4	10	6	12	10	385	392	32	37
RAIL . . . . .	2	2	2	3	4	5	77	151	8	7
MOTOR CARRIER . . . . .	5	3	2	2	9	4	274	172	23	25
ICC . . . . .	5	3	2	2	9	4	274	172	23	25
NON-ICC . . . . .	-	-	-	-	-	-	-	-	-	-
PRIVATE TRUCK . . . . .	-	-	6	2	-	-	4	6	1	5
AIR . . . . .	-	-	-	-	-	-	1	(Z)	-	-
WATER . . . . .	-	-	-	-	-	-	26	62	-	-
PIPELINE . . . . .	-	-	-	-	-	-	-	-	-	-
PARCEL DELIVERY . . . . .	(Z)	(Z)	(Z)	(Z)	-	-	1	(Z)	(Z)	(Z)
OTHER AND UNKNOWN . . . . .	-	-	-	-	-	-	1	(Z)	(Z)	(Z)
NORTH CAROLINA . . . . .	95	24	95	29	17	4	1 766	542	162	93
RAIL . . . . .	22	9	45	20	1	1	642	281	58	49
MOTOR CARRIER . . . . .	56	12	30	7	15	3	864	212	77	36
ICC . . . . .	55	11	26	6	15	3	855	207	76	36
NON-ICC . . . . .	1	1	4	1	-	-	9	5	1	(Z)
PRIVATE TRUCK . . . . .	4	2	(Z)	(Z)	(Z)	(Z)	132	38	14	6
AIR . . . . .	4	(Z)	-	-	-	-	40	3	(Z)	(Z)
WATER . . . . .	-	-	-	-	-	-	-	-	-	-
PIPELINE . . . . .	-	-	-	-	-	-	-	-	-	-
PARCEL DELIVERY . . . . .	9	1	5	(Z)	1	(Z)	58	4	7	(Z)
OTHER AND UNKNOWN . . . . .	-	-	14	2	-	-	31	4	7	1
SOUTH CAROLINA . . . . .	23	7	41	9	2	1	592	181	45	9
RAIL . . . . .	2	2	4	1	-	-	105	55	1	(Z)
MOTOR CARRIER . . . . .	15	5	24	5	1	(Z)	366	105	31	6
ICC . . . . .	15	5	24	5	1	(Z)	362	102	31	6
NON-ICC . . . . .	-	-	-	-	-	-	5	3	1	(Z)
PRIVATE TRUCK . . . . .	-	-	3	2	-	-	43	16	8	2
AIR . . . . .	1	(Z)	2	(Z)	-	-	45	2	3	(Z)
WATER . . . . .	-	-	-	-	-	-	2	-	-	-
PARCEL DELIVERY . . . . .	5	(Z)	8	(Z)	(Z)	(Z)	28	1	2	(Z)
OTHER AND UNKNOWN . . . . .	-	-	-	-	1	(Z)	3	1	(Z)	(Z)
GEORGIA . . . . .	92	65	92	41	8	3	1 433	602	102	91
RAIL . . . . .	53	53	13	10	-	-	284	283	17	52
MOTOR CARRIER . . . . .	23	10	40	20	6	3	900	205	67	33
ICC . . . . .	16	6	40	20	2	1	860	182	64	31
NON-ICC . . . . .	7	3	-	-	4	2	40	23	4	2
PRIVATE TRUCK . . . . .	3	2	38	12	(Z)	(Z)	191	101	15	6
AIR . . . . .	11	(Z)	(Z)	(Z)	(Z)	(Z)	19	1	(Z)	(Z)
WATER . . . . .	-	-	-	-	-	-	9	8	-	-
PARCEL DELIVERY . . . . .	2	(Z)	2	(Z)	2	(Z)	15	1	1	(Z)
OTHER AND UNKNOWN . . . . .	-	-	-	-	-	-	15	2	1	(Z)
FLORIDA . . . . .	21	6	25	17	60	3	1 016	416	113	70
RAIL . . . . .	1	2	4	7	-	-	167	282	17	50
MOTOR CARRIER . . . . .	5	4	12	5	47	1	419	80	56	18
ICC . . . . .	5	4	11	3	47	1	418	79	56	18
NON-ICC . . . . .	-	-	1	1	-	-	1	1	-	-
PRIVATE TRUCK . . . . .	-	-	4	4	6	2	47	35	4	2
AIR . . . . .	9	(Z)	2	(Z)	5	(Z)	276	4	19	(Z)
WATER . . . . .	-	-	-	-	-	-	7	13	-	-
PIPELINE . . . . .	-	-	-	-	-	-	-	-	-	-
PARCEL DELIVERY . . . . .	6	(Z)	3	(Z)	(Z)	(Z)	81	1	4	(Z)
OTHER AND UNKNOWN . . . . .	(Z)	(Z)	-	-	3	(Z)	19	1	12	(Z)
EAST SOUTH CENTRAL										
KENTUCKY . . . . .	100	26	70	56	3	2	1 041	497	149	55
RAIL . . . . .	10	11	35	45	-	-	313	187	54	26
MOTOR CARRIER . . . . .	85	15	33	11	3	2	647	286	87	27
ICC . . . . .	85	15	33	11	3	2	638	278	87	27
NON-ICC . . . . .	-	-	-	-	-	-	-	8	-	-
PRIVATE TRUCK . . . . .	4	(Z)	-	-	-	-	45	8	-	1
AIR . . . . .	(Z)	(Z)	(Z)	(Z)	-	-	24	22	(Z)	(Z)
WATER . . . . .	-	-	-	-	-	-	-	-	-	-
PIPELINE . . . . .	-	-	-	-	-	-	-	-	-	-
PARCEL DELIVERY . . . . .	1	(Z)	2	(Z)	(Z)	(Z)	12	1	1	(Z)
OTHER AND UNKNOWN . . . . .	-	-	-	-	-	-	1	(Z)	-	-
TENNESSEE . . . . .	69	116	43	20	22	5	1 391	866	206	157
RAIL . . . . .	34	33	22	12	1	2	598	589	133	126
MOTOR CARRIER . . . . .	26	81	17	7	20	3	585	239	51	26
ICC . . . . .	26	81	17	7	20	3	584	236	51	26
NON-ICC . . . . .	-	-	-	-	-	-	2	3	-	-
PRIVATE TRUCK . . . . .	5	2	2	1	1	(Z)	109	26	11	3
AIR . . . . .	(Z)	(Z)	(Z)	(Z)	(Z)	(Z)	31	3	3	(Z)
WATER . . . . .	-	-	-	-	-	-	1	1	-	-
PIPELINE . . . . .	-	-	-	-	-	-	-	-	-	-
PARCEL DELIVERY . . . . .	2	(Z)	2	(Z)	1	(Z)	45	3	8	1
OTHER AND UNKNOWN . . . . .	3	1	-	-	(Z)	(Z)	22	5	1	(Z)
ALABAMA . . . . .	106	125	22	16	26	21	675	935	67	36
RAIL . . . . .	3	2	5	6	9	5	259	710	10	24
MOTOR CARRIER . . . . .	93	104	11	10	17	16	276	151	54	11

TABLE 1. SHIPMENTS BY MANUFACTURING ESTABLISHMENTS--ORIGIN AND MEANS OF TRANSPORT BY DESTINATION: 1977--CON.

VALUE (MILLION DOLLARS) AND TONS (THOUSANDS) OF SHIPMENTS BY DESTINATION--CON.

ORIGIN AND MEANS OF TRANSPORT	PACIFIC--CON.										UNKNOWN	
	OREGON		CALIFORNIA		ALASKA		HAWAII		VALUE	TONS	VALUE	TONS
	VALUE	TONS	VALUE	TONS	VALUE	TONS	VALUE	TONS				
RAIL . . . . .	8	13	147	58	(Z)	(Z)	-	-	-	-	-	-
MOTOR CARRIER . . . . .	28	9	326	95	(Z)	(Z)	-	-	-	5	2	2
ICC . . . . .	28	9	326	95	(Z)	(Z)	-	-	-	-	4	2
NON-ICC . . . . .	-	-	(Z)	(Z)	-	-	-	-	(Z)	-	(Z)	(Z)
PRIVATE TRUCK . . . . .	2	1	35	13	-	-	(Z)	(Z)	(Z)	4	2	2
AIR . . . . .	1	(Z)	111	1	(Z)	(Z)	(Z)	(Z)	(Z)	(Z)	(Z)	(Z)
WATER . . . . .	-	-	2	1	-	-	-	-	-	-	-	-
PIPELINE . . . . .	-	-	-	-	-	-	-	-	-	-	-	-
PARCEL DELIVERY . . . . .	3	(Z)	69	2	(Z)	(Z)	12	1	(Z)	(Z)	(Z)	(Z)
OTHER AND UNKNOWN . . . . .	-	-	1	(Z)	-	-	(Z)	(Z)	474	(Z)	706	(Z)
WEST VIRGINIA . . . . .	13	12	339	343	1	(Z)	(Z)	(Z)	515	(Z)	921	(Z)
RAIL . . . . .	6	6	64	138	-	-	-	-	-	-	-	-
MOTOR CARRIER . . . . .	7	6	243	141	1	(Z)	-	-	-	-	-	-
ICC . . . . .	7	6	243	141	1	(Z)	-	-	-	-	-	-
NON-ICC . . . . .	-	-	-	-	-	-	-	-	-	-	-	-
PRIVATE TRUCK . . . . .	-	-	4	2	-	-	-	-	-	-	-	-
AIR . . . . .	-	-	1	(Z)	-	-	-	-	-	-	-	-
WATER . . . . .	-	-	26	62	-	-	-	-	-	-	-	-
PIPELINE . . . . .	-	-	-	-	-	-	-	-	-	-	-	-
PARCEL DELIVERY . . . . .	(Z)	(Z)	1	(Z)	(Z)	(Z)	(Z)	(Z)	-	-	-	-
OTHER AND UNKNOWN . . . . .	-	-	1	(Z)	-	-	(Z)	(Z)	515	(Z)	921	(Z)
NORTH CAROLINA . . . . .	86	20	1 502	426	1	(Z)	15	3	1 344	(Z)	7 560	(Z)
RAIL . . . . .	23	8	561	223	-	-	(Z)	(Z)	111	(Z)	37	(Z)
MOTOR CARRIER . . . . .	54	10	725	164	1	(Z)	7	2	252	(Z)	636	(Z)
ICC . . . . .	54	10	716	159	1	(Z)	7	2	252	(Z)	636	(Z)
NON-ICC . . . . .	-	-	8	5	-	-	-	-	(Z)	-	(Z)	(Z)
PRIVATE TRUCK . . . . .	5	2	111	30	-	-	3	1	4	-	2	(Z)
AIR . . . . .	(Z)	(Z)	36	3	(Z)	(Z)	4	(Z)	-	-	-	-
WATER . . . . .	-	-	-	-	-	-	-	-	-	-	-	-
PIPELINE . . . . .	-	-	-	-	-	-	-	-	-	-	-	-
PARCEL DELIVERY . . . . .	4	(Z)	46	3	(Z)	(Z)	(Z)	(Z)	31	(Z)	3	(Z)
OTHER AND UNKNOWN . . . . .	(Z)	(Z)	23	3	-	-	-	-	946	-	6 883	(Z)
SOUTH CAROLINA . . . . .	22	15	522	156	(Z)	(Z)	3	1	764	(Z)	952	(Z)
RAIL . . . . .	9	12	96	43	-	-	-	-	(Z)	-	(Z)	(Z)
MOTOR CARRIER . . . . .	5	1	329	98	-	-	1	(Z)	31	(Z)	9	(Z)
ICC . . . . .	5	1	325	95	-	-	1	(Z)	31	(Z)	9	(Z)
NON-ICC . . . . .	-	-	4	3	-	-	-	-	-	-	-	-
PRIVATE TRUCK . . . . .	1	1	34	13	-	-	(Z)	(Z)	313	(Z)	110	(Z)
AIR . . . . .	3	(Z)	39	2	-	-	(Z)	(Z)	1	(Z)	(Z)	(Z)
WATER . . . . .	-	-	-	-	-	-	2	1	-	-	-	-
PIPELINE . . . . .	-	-	-	-	-	-	-	-	-	-	-	-
PARCEL DELIVERY . . . . .	3	(Z)	23	1	(Z)	(Z)	(Z)	(Z)	-	(Z)	-	-
OTHER AND UNKNOWN . . . . .	1	(Z)	1	(Z)	-	-	(Z)	(Z)	418	(Z)	832	(Z)
GEORGIA . . . . .	95	63	1 222	444	8	2	6	1	1 204	(Z)	6 706	(Z)
RAIL . . . . .	27	24	240	207	(Z)	(Z)	-	-	27	(Z)	5	(Z)
MOTOR CARRIER . . . . .	53	32	770	138	8	2	2	(Z)	110	(Z)	30	(Z)
ICC . . . . .	43	27	744	121	8	2	2	(Z)	110	(Z)	30	(Z)
NON-ICC . . . . .	11	4	26	17	-	-	-	-	-	-	-	-
PRIVATE TRUCK . . . . .	13	7	162	88	(Z)	(Z)	-	-	11	(Z)	52	(Z)
AIR . . . . .	(Z)	(Z)	16	1	(Z)	(Z)	3	(Z)	-	(Z)	-	(Z)
WATER . . . . .	-	-	7	8	-	-	2	1	-	-	-	-
PIPELINE . . . . .	-	-	-	-	-	-	-	-	-	-	-	-
PARCEL DELIVERY . . . . .	1	(Z)	12	1	(Z)	(Z)	(Z)	(Z)	3	(Z)	1	(Z)
OTHER AND UNKNOWN . . . . .	-	-	13	2	-	-	-	-	1 053	(Z)	6 618	(Z)
FLORIDA . . . . .	79	26	816	320	4	(Z)	4	(Z)	841	(Z)	1 115	(Z)
RAIL . . . . .	20	18	131	214	-	-	-	-	2	(Z)	7	(Z)
MOTOR CARRIER . . . . .	28	5	335	57	-	-	-	-	145	(Z)	191	(Z)
ICC . . . . .	27	4	334	57	-	-	-	-	145	(Z)	191	(Z)
NON-ICC . . . . .	1	(Z)	1	(Z)	-	-	-	-	-	-	-	-
PRIVATE TRUCK . . . . .	13	3	30	30	(Z)	(Z)	-	-	8	(Z)	8	(Z)
AIR . . . . .	14	(Z)	236	4	4	(Z)	4	(Z)	1	(Z)	(Z)	(Z)
WATER . . . . .	-	-	7	13	-	-	-	-	1	(Z)	(Z)	(Z)
PIPELINE . . . . .	-	-	-	-	-	-	-	-	-	-	-	-
PARCEL DELIVERY . . . . .	5	(Z)	72	1	(Z)	(Z)	(Z)	(Z)	64	(Z)	3	(Z)
OTHER AND UNKNOWN . . . . .	-	-	6	1	-	-	(Z)	(Z)	620	(Z)	904	(Z)
EAST SOUTH CENTRAL												
KENTUCKY . . . . .	114	35	774	405	1	(Z)	2	2	458	(Z)	519	(Z)
RAIL . . . . .	32	12	225	146	-	-	2	2	1	(Z)	6	(Z)
MOTOR CARRIER . . . . .	77	22	481	236	1	(Z)	(Z)	(Z)	38	(Z)	19	(Z)
ICC . . . . .	77	22	473	229	1	(Z)	(Z)	(Z)	38	(Z)	19	(Z)
NON-ICC . . . . .	-	-	9	8	-	-	-	-	-	-	-	-
PRIVATE TRUCK . . . . .	3	(Z)	36	20	-	-	-	-	11	(Z)	3	(Z)
AIR . . . . .	(Z)	(Z)	23	2	(Z)	(Z)	-	-	-	(Z)	-	(Z)
WATER . . . . .	-	-	-	-	-	-	-	-	-	-	-	-
PIPELINE . . . . .	-	-	-	-	-	-	-	-	-	-	-	-
PARCEL DELIVERY . . . . .	2	(Z)	8	1	(Z)	(Z)	(Z)	(Z)	8	(Z)	1	(Z)
OTHER AND UNKNOWN . . . . .	-	-	1	(Z)	-	-	-	-	400	(Z)	492	(Z)
TENNESSEE . . . . .	80	29	1 090	675	4	1	12	4	1 008	(Z)	1 400	(Z)
RAIL . . . . .	19	8	443	453	-	-	4	3	(Z)	(Z)	1	(Z)
MOTOR CARRIER . . . . .	39	16	487	196	1	(Z)	7	1	114	(Z)	59	(Z)
ICC . . . . .	39	14	486	195	1	(Z)	7	1	114	(Z)	59	(Z)
NON-ICC . . . . .	1	2	1	1	-	-	-	-	-	-	-	-
PRIVATE TRUCK . . . . .	9	2	89	20	-	-	-	-	1	(Z)	1	(Z)
AIR . . . . .	2	1	24	1	3	(Z)	-	-	-	(Z)	-	(Z)
WATER . . . . .	-	-	-	-	-	-	1	1	-	(Z)	-	(Z)
PIPELINE . . . . .	-	-	-	-	-	-	-	-	-	-	-	-
PARCEL DELIVERY . . . . .	4	(Z)	34	2	-	-	(Z)	(Z)	(Z)	(Z)	(Z)	(Z)
OTHER AND UNKNOWN . . . . .	8	3	13	3	-	-	1	(Z)	892	(Z)	1 340	(Z)
ALABAMA . . . . .	54	397	539	500	(Z)	(Z)	13	2	427	(Z)	4 017	(Z)
RAIL . . . . .	23	307	226	379	-	-	-	-	-	(Z)	-	(Z)
MOTOR CARRIER . . . . .	17	44	200	95	(Z)	(Z)	6	1	17	(Z)	8	(Z)

TABLE 1. SHIPMENTS BY MANUFACTURING ESTABLISHMENTS--ORIGIN AND MEANS OF TRANSPORT BY DESTINATION: 1977

ORIGIN AND MEANS OF TRANSPORT	ALL SHIPMENTS						VALUE (MILLION DOLLARS) AND TONS (THOUSANDS) OF SHIPMENTS BY DESTINATION					
	VALUE (MILLION DOLLARS) (A)	TONS (THOUSANDS) (B)	TON-MILES (MILLIONS) (C)	STANDARD ERROR (PERCENT) FOR COLUMNS--			TOTAL VALUE	TOTAL TONS	NEW ENGLAND		NEW HAMPSHIRE	
				A	B	C			MAINE VALUE	MAINE TONS	NEW HAMPSHIRE VALUE	NEW HAMPSHIRE TONS
ICC	7 617	15 726	4 049	8	30	19	113	53	14	5	10	4
NON-ICC	412	1 007	270	23	17	24	1	1	-	-	-	-
PRIVATE TRUCK	5 844	17 480	2 573	9	19	16	46	21	(Z)	(Z)	-	-
AIR	110	7	5	29	50	31	1	(Z)	(Z)	(Z)	1	(Z)
WATER	256	1 928	635	37	55	41	-	-	-	-	-	-
PIPELINE	43	875	72	90	95	99	-	-	-	-	-	-
PARCEL DELIVERY	292	19	13	38	21	24	5	1	(Z)	(Z)	(Z)	(Z)
OTHER AND UNKNOWN	618	4 242	40	17	42	45	-	-	-	-	-	-
MISSISSIPPI	12 746	65 181	19 281	7	26	29	235	183	16	5	4	2
RAIL	2 404	11 917	4 972	13	29	19	40	134	7	2	(Z)	(Z)
MOTOR CARRIER	4 748	9 873	2 229	17	47	21	145	30	8	3	3	1
ICC	4 681	9 831	2 208	17	48	21	143	29	8	3	3	1
NON-ICC	67	42	21	27	34	46	2	1	(Z)	(Z)	-	-
PRIVATE TRUCK	2 735	11 194	2 392	13	24	41	44	19	(Z)	(Z)	1	1
AIR	171	7	8	36	24	25	2	(Z)	1	(Z)	-	-
WATER	1 114	22 793	2 088	28	60	45	-	-	-	-	-	-
PIPELINE	622	4 666	7 510	67	65	74	-	-	-	-	-	-
PARCEL DELIVERY	322	43	14	42	58	39	4	(Z)	(Z)	(Z)	(Z)	(Z)
OTHER AND UNKNOWN	630	4 687	68	8	7	23	1	(Z)	-	-	-	-
WEST SOUTH CENTRAL												
ARKANSAS	12 163	34 030	9 954	10	15	12	394	162	6	4	(Z)	(Z)
RAIL	2 704	10 584	4 689	15	19	15	48	117	1	1	-	-
MOTOR CARRIER	4 721	6 555	2 800	11	14	11	113	38	4	1	(Z)	(Z)
ICC	4 313	6 057	2 405	11	14	11	113	38	4	1	(Z)	(Z)
NON-ICC	408	499	395	42	34	37	-	-	-	-	-	-
PRIVATE TRUCK	4 201	15 440	2 160	15	25	28	230	6	2	1	(Z)	(Z)
AIR	20	2	2	40	32	30	(Z)	(Z)	-	-	-	-
WATER	124	616	286	28	27	30	-	-	-	-	-	-
PARCEL DELIVERY	101	9	6	12	15	12	3	(Z)	(Z)	(Z)	(Z)	(Z)
OTHER AND UNKNOWN	292	823	11	19	10	71	-	-	-	-	-	-
LOUISIANA	29 339	206 557	63 338	8	10	16	254	1 135	24	142	4	3
RAIL	6 576	31 386	13 073	10	25	13	92	184	7	12	-	-
MOTOR CARRIER	5 252	16 583	3 591	9	24	15	67	46	2	1	3	2
ICC	4 850	14 397	3 246	9	28	17	67	44	2	1	3	2
NON-ICC	402	2 186	345	20	30	24	(Z)	2	-	-	-	-
PRIVATE TRUCK	3 472	34 679	3 965	17	28	21	4	4	2	3	1	1
AIR	11	1	1	43	29	60	(Z)	(Z)	-	-	-	-
WATER	7 096	66 824	30 155	19	20	33	90	901	13	127	-	-
PIPELINE	5 333	53 245	12 400	23	24	18	-	-	-	-	-	-
PARCEL DELIVERY	81	8	4	47	53	47	1	(Z)	(Z)	(Z)	(Z)	(Z)
OTHER AND UNKNOWN	1 518	3 831	149	29	16	83	-	-	-	-	-	-
OKLAHOMA	12 537	64 207	14 960	17	40	50	102	37	1	(Z)	(Z)	(Z)
RAIL	1 758	9 347	3 442	17	34	26	9	8	-	-	-	-
MOTOR CARRIER	4 811	7 168	2 098	8	25	16	89	28	1	(Z)	(Z)	(Z)
ICC	4 755	7 061	2 064	8	25	17	89	28	1	(Z)	(Z)	(Z)
NON-ICC	57	107	34	50	51	59	-	-	-	-	-	-
PRIVATE TRUCK	2 370	19 630	1 509	16	36	47	(Z)	(Z)	-	-	-	-
AIR	133	9	9	36	45	40	(Z)	(Z)	(Z)	(Z)	-	-
WATER	2	16	11	79	93	85	-	-	-	-	-	-
PIPELINE	2 605	27 890	7 881	64	66	82	-	-	-	-	-	-
PARCEL DELIVERY	418	10	7	63	32	37	4	(Z)	(Z)	(Z)	(Z)	(Z)
OTHER AND UNKNOWN	441	137	4	32	53	86	-	-	-	-	-	-
TEXAS	92 084	428 627	126 349	3	9	11	1 602	6 651	50	198	60	42
RAIL	15 690	48 562	30 074	7	7	7	203	434	3	5	13	25
MOTOR CARRIER	23 855	37 486	11 209	6	7	7	317	97	24	12	26	12
ICC	21 985	32 146	10 319	6	8	8	314	92	24	12	26	12
NON-ICC	1 871	5 340	890	16	16	18	-	6	-	-	-	-
PRIVATE TRUCK	18 380	110 595	8 740	7	29	20	45	16	(Z)	(Z)	(Z)	(Z)
AIR	1 882	104	90	14	18	19	110	6	2	(Z)	15	1
WATER	11 524	95 267	58 774	13	16	23	850	6 097	21	181	3	4
PIPELINE	14 996	128 456	17 382	13	12	15	-	-	-	-	-	-
PARCEL DELIVERY	1 314	75	48	12	18	22	68	1	(Z)	(Z)	3	(Z)
OTHER AND UNKNOWN	4 443	8 083	33	5	5	29	9	(Z)	(Z)	(Z)	-	-
MOUNTAIN												
MONTANA	2 781	29 896	3 745	38	47	40	15	58	3	10	-	-
RAIL	551	4 057	2 575	35	61	53	12	47	3	10	-	-
MOTOR CARRIER	257	1 602	443	50	64	27	2	6	-	-	-	-
ICC	256	1 596	434	50	64	28	2	6	-	-	-	-
NON-ICC	1	6	9	100	100	100	-	-	-	-	-	-
PRIVATE TRUCK	1 091	12 049	339	50	70	49	2	5	-	-	-	-
AIR	3	(Z)	(Z)	100	100	100	(Z)	(Z)	-	-	-	-
PIPELINE	734	9 217	379	88	90	17	-	-	-	-	-	-
PARCEL DELIVERY	1	(Z)	(Z)	100	100	100	-	-	-	-	-	-
OTHER AND UNKNOWN	143	2 970	9	9	1	-	-	-	-	-	-	-
IDAHO	3 544	25 502	8 293	12	26	21	49	113	-	-	1	4
RAIL	1 631	9 160	6 631	12	29	23	47	110	-	-	1	4
MOTOR CARRIER	867	2 398	1 095	17	29	24	3	3	-	-	-	-
ICC	831	2 251	1 056	17	28	24	3	3	-	-	-	-
NON-ICC	36	148	39	68	86	59	-	-	-	-	-	-
PRIVATE TRUCK	851	11 833	553	31	49	35	-	-	-	-	-	-
AIR	4	8	2	70	76	75	-	-	-	-	-	-
WATER	19	43	11	16	16	16	-	-	-	-	-	-
PIPELINE	1	(Z)	(Z)	48	43	57	-	-	-	-	-	-
PARCEL DELIVERY	1	(Z)	(Z)	16	29	98	-	-	-	-	-	-
OTHER AND UNKNOWN	170	2 059	(Z)	16	29	98	-	-	-	-	-	-
WYOMING	1 288	13 007	3 179	12	24	9	1	5	-	-	-	-
RAIL	161	1 005	695	39	43	34	1	5	-	-	-	-
MOTOR CARRIER	109	735	226	22	17	26	-	-	-	-	-	-
ICC	105	733	225	22	17	26	-	-	-	-	-	-





TABLE 1. SHIPMENTS BY MANUFACTURING ESTABLISHMENTS--ORIGIN AND MEANS OF TRANSPORT BY DESTINATION: 1977--CON.

VALUE (MILLION DOLLARS) AND TONS (THOUSANDS) OF SHIPMENTS BY DESTINATION--CON.

ORIGIN AND MEANS OF TRANSPORT	MIDDLE ATLANTIC--CON.						EAST NORTH CENTRAL					
	NEW JERSEY		PENNSYLVANIA		TOTAL		OHIO		INDIANA		ILLINOIS	
	VALUE	TONS	VALUE	TONS	VALUE	TONS	VALUE	TONS	VALUE	TONS	VALUE	TONS
ICC	115	70	249	261	1 299	1 368	370	321	172	135	350	305
NON-ICC	-	-	9	14	103	143	23	22	6	8	41	56
PRIVATE TRUCK	102	25	116	51	696	1 000	122	131	356	501	127	185
AIR	2	(Z)	(Z)	(Z)	17	1	4	(Z)	-	-	13	1
WATER	-	-	3	8	52	394	-	-	51	392	1	(Z)
PIPELINE	-	-	-	-	-	-	-	-	-	-	-	-
PARCEL DELIVERY	6	1	11	1	28	3	6	1	6	1	8	1
OTHER AND UNKNOWN	(Z)	(Z)	29	15	5	9	1	1	-	-	(Z)	(Z)
MISSISSIPPI	250	251	409	370	1 332	1 980	410	539	115	169	420	974
RAIL	47	127	75	161	338	1 264	132	342	43	115	96	636
MOTOR CARRIER	164	106	274	185	734	517	196	137	44	39	242	235
ICC	163	106	267	180	723	509	196	137	44	39	242	235
NON-ICC	(Z)	(Z)	7	6	11	7	(Z)	(Z)	(Z)	(Z)	(Z)	(Z)
PRIVATE TRUCK	23	16	47	22	187	121	66	58	22	14	60	30
AIR	1	(Z)	1	(Z)	14	2	4	(Z)	2	(Z)	1	(Z)
WATER	-	-	-	-	16	72	-	-	-	-	16	72
PIPELINE	-	-	-	-	-	-	-	-	-	-	-	-
PARCEL DELIVERY	15	1	12	1	41	3	12	1	3	(Z)	5	(Z)
OTHER AND UNKNOWN	-	-	-	-	3	1	1	(Z)	1	(Z)	(Z)	(Z)
WEST SOUTH CENTRAL												
ARKANSAS	207	253	226	203	2 114	3 003	540	627	273	548	850	1 106
RAIL	46	119	48	111	513	1 493	100	325	51	162	186	507
MOTOR CARRIER	97	111	160	81	1 109	1 042	333	251	123	230	482	431
ICC	83	72	159	79	1 046	983	308	225	121	227	471	422
NON-ICC	14	39	1	3	62	59	25	26	2	2	12	9
PRIVATE TRUCK	52	23	13	10	461	465	101	51	96	156	170	167
AIR	8	(Z)	(Z)	(Z)	1	(Z)	(Z)	(Z)	(Z)	(Z)	(Z)	(Z)
WATER	-	-	-	-	-	-	-	-	-	-	-	-
PARCEL DELIVERY	4	(Z)	5	(Z)	30	3	5	(Z)	3	(Z)	12	1
OTHER AND UNKNOWN	-	-	-	-	(Z)	(Z)	-	-	-	-	-	-
LOUISIANA	1 623	11 877	507	2 323	3 147	16 154	627	1 714	251	540	945	3 712
RAIL	201	394	174	415	1 141	3 248	417	1 044	139	387	353	1 229
MOTOR CARRIER	77	96	91	72	681	713	134	186	100	113	254	279
ICC	65	54	89	65	678	709	134	186	100	113	254	279
NON-ICC	12	42	2	7	3	4	(Z)	(Z)	-	-	-	-
PRIVATE TRUCK	143	409	2	5	58	144	16	26	9	31	24	71
AIR	(Z)	(Z)	(Z)	(Z)	1	(Z)	(Z)	(Z)	(Z)	(Z)	(Z)	(Z)
WATER	1 116	10 129	189	1 815	484	3 773	56	458	-	-	310	2 119
PIPELINE	85	848	-	-	771	1	-	-	1	9	1	15
PARCEL DELIVERY	(Z)	(Z)	3	(Z)	10	4	(Z)	2	(Z)	(Z)	3	(Z)
OTHER AND UNKNOWN	-	-	49	15	2	3	-	-	-	-	-	-
OKLAHOMA	140	143	103	97	949	1 457	225	178	94	89	288	805
RAIL	56	106	22	60	313	546	20	66	23	45	105	262
MOTOR CARRIER	80	36	56	22	509	354	173	97	63	26	126	101
ICC	80	36	56	22	505	341	173	97	63	26	121	88
NON-ICC	-	-	-	-	5	13	-	-	-	-	5	13
PRIVATE TRUCK	2	1	23	14	43	30	26	15	4	2	9	9
AIR	(Z)	(Z)	(Z)	(Z)	8	1	3	(Z)	(Z)	(Z)	4	(Z)
WATER	-	-	-	-	2	16	-	-	2	16	-	-
PIPELINE	-	-	-	-	48	508	-	-	-	-	41	433
PARCEL DELIVERY	1	(Z)	2	(Z)	26	1	2	(Z)	2	(Z)	3	(Z)
OTHER AND UNKNOWN	-	-	-	-	-	-	-	-	-	-	-	-
TEXAS	1 858	8 476	1 098	1 877	5 847	11 263	1 602	2 915	626	1 000	2 336	5 732
RAIL	406	853	372	1 175	2 245	4 713	588	1 219	316	604	773	1 895
MOTOR CARRIER	457	262	329	161	1 827	1 189	589	354	175	113	720	426
ICC	452	253	325	126	1 810	1 175	556	354	171	111	717	426
NON-ICC	5	8	4	34	17	4	2	1	4	3	3	1
PRIVATE TRUCK	88	43	115	187	433	428	168	155	54	29	120	212
AIR	12	1	37	1	194	8	33	1	39	1	44	4
WATER	567	4 818	61	322	862	4 004	118	306	32	252	610	3 158
PIPELINE	289	2 498	145	29	100	914	96	880	-	-	4	34
PARCEL DELIVERY	17	1	36	2	117	5	32	1	10	1	31	1
OTHER AND UNKNOWN	23	(Z)	4	(Z)	70	1	8	(Z)	(Z)	(Z)	34	1
MOUNTAIN												
MONTANA	(Z)	(Z)	9	25	91	729	6	22	5	19	19	54
RAIL	-	-	7	25	65	648	5	19	3	11	4	13
MOTOR CARRIER	-	-	-	-	26	81	1	3	2	8	15	41
ICC	-	-	-	-	25	74	1	3	2	8	15	41
NON-ICC	-	-	-	-	1	6	-	-	-	-	-	-
PRIVATE TRUCK	-	-	-	-	-	-	-	-	-	-	-	-
AIR	(Z)	(Z)	1	(Z)	(Z)	(Z)	-	-	-	-	-	-
PIPELINE	-	-	-	-	-	-	-	-	-	-	-	-
PARCEL DELIVERY	(Z)	(Z)	-	-	(Z)	(Z)	(Z)	(Z)	-	-	(Z)	(Z)
OTHER AND UNKNOWN	-	-	-	-	-	-	-	-	-	-	-	-
IDAMO	10	17	58	110	441	930	31	78	58	95	156	372
RAIL	7	14	43	94	334	772	20	49	38	68	128	325
MOTOR CARRIER	3	4	15	15	101	146	9	26	19	26	25	41
ICC	3	4	14	13	97	141	9	26	19	26	23	38
NON-ICC	-	-	1	2	3	5	-	-	-	-	2	3
PRIVATE TRUCK	-	-	-	-	5	13	1	3	-	-	3	6
AIR	-	-	(Z)	(Z)	(Z)	(Z)	-	-	(Z)	(Z)	-	-
WATER	-	-	-	-	-	-	-	-	-	-	-	-
PARCEL DELIVERY	-	-	-	-	1	(Z)	-	-	-	-	1	(Z)
OTHER AND UNKNOWN	-	-	-	-	-	-	-	-	-	-	-	-
WYOMING	1	6	-	-	63	296	1	6	4	23	49	188
RAIL	1	6	-	-	59	278	1	6	4	23	45	172
MOTOR CARRIER	-	-	-	-	4	18	-	-	-	-	4	16
ICC	-	-	-	-	4	18	-	-	-	-	4	16

TABLE 1. SHIPMENTS BY MANUFACTURING ESTABLISHMENTS--ORIGIN AND MEANS OF TRANSPORT BY DESTINATION: 1977--CDN.

VALUE (MILLION DOLLARS) AND TONS (THOUSANDS) OF SHIPMENTS BY DESTINATION--CON.

ORIGIN AND MEANS OF TRANSPORT	EAST NORTH CENTRAL--CON.						WEST NORTH CENTRAL					
	MICHIGAN		WISCONSIN		TOTAL		MINNESOTA		IOWA		MISSOURI	
	VALUE	TONS	VALUE	TONS	VALUE	TONS	VALUE	TONS	VALUE	TONS	VALUE	TONS
ICC . . . . .	271	513	136	93	465	339	117	69	72	70	133	110
NON-ICC . . . . .	20	37	13	19	32	57	2	4	19	26	10	22
PRIVATE TRUCK . . . . .	67	147	23	36	165	101	45	44	12	16	11	19
AIR . . . . .	(Z)	(Z)	(Z)	(Z)	11	(Z)	(Z)	(Z)	(Z)	(Z)	11	(Z)
WATER . . . . .	1	2	-	-	38	111	38	111	-	-	-	-
PIPELINE . . . . .	-	-	-	-	-	-	-	-	-	-	-	-
PARCEL DELIVERY . . . . .	3	(Z)	5	1	19	2	5	1	2	(Z)	7	(Z)
OTHER AND UNKNOWN . . . . .	3	8	-	-	-	-	-	-	-	-	-	-
MISSISSIPPI . . . . .	257	186	129	112	595	3 164	106	135	63	69	281	2 825
RAIL . . . . .	39	98	27	73	153	36	113	13	37	80	280	280
MOTOR CARRIER . . . . .	162	68	89	37	311	218	57	17	36	19	137	133
ICC . . . . .	152	62	89	37	308	217	56	17	36	19	137	132
NON-ICC . . . . .	10	7	-	-	3	1	1	(Z)	-	-	(Z)	(Z)
PRIVATE TRUCK . . . . .	33	18	7	2	108	2 458	9	5	12	13	58	2 412
AIR . . . . .	8	1	(Z)	(Z)	3	(Z)	2	(Z)	(Z)	(Z)	1	(Z)
WATER . . . . .	-	-	-	-	-	-	-	-	-	-	-	-
PIPELINE . . . . .	-	-	-	-	-	-	-	-	-	-	-	-
PARCEL DELIVERY . . . . .	14	1	6	1	20	2	2	(Z)	2	1	5	1
OTHER AND UNKNOWN . . . . .	1	(Z)	-	-	-	-	-	-	-	-	-	-
WEST SOUTH CENTRAL												
ARKANSAS . . . . .	271	490	180	233	1 405	2 678	195	224	111	232	700	1 625
RAIL . . . . .	102	340	74	160	323	1 195	54	133	26	53	115	713
MOTOR CARRIER . . . . .	76	62	95	69	627	537	124	48	41	27	301	334
ICC . . . . .	65	54	82	55	595	482	118	43	38	23	295	304
NON-ICC . . . . .	11	8	13	14	32	54	6	4	-	-	6	30
PRIVATE TRUCK . . . . .	84	87	9	5	439	908	12	10	40	151	277	574
AIR . . . . .	(Z)	(Z)	(Z)	(Z)	2	(Z)	1	(Z)	(Z)	(Z)	1	(Z)
WATER . . . . .	-	-	-	-	2	33	2	33	-	-	-	-
PARCEL DELIVERY . . . . .	8	1	3	(Z)	10	1	2	(Z)	2	(Z)	4	(Z)
OTHER AND UNKNOWN . . . . .	(Z)	(Z)	-	-	4	5	-	-	1	1	3	3
LOUISIANA . . . . .	1 179	9 731	145	457	1 424	6 219	170	444	243	506	737	4 571
RAIL . . . . .	160	376	72	212	558	1 713	99	206	166	359	154	566
MOTOR CARRIER . . . . .	144	95	48	40	327	354	40	25	65	43	94	193
ICC . . . . .	144	93	46	38	327	341	40	25	65	43	94	193
NON-ICC . . . . .	1	2	2	3	1	23	-	-	-	-	-	-
PRIVATE TRUCK . . . . .	4	3	6	14	22	64	6	11	2	4	12	44
AIR . . . . .	(Z)	(Z)	(Z)	(Z)	2	(Z)	(Z)	(Z)	-	-	2	(Z)
WATER . . . . .	99	1 006	19	191	509	4 069	25	202	10	100	474	3 767
PIPELINE . . . . .	769	8 249	-	-	-	-	-	-	-	-	-	-
PARCEL DELIVERY . . . . .	1	(Z)	1	(Z)	5	(Z)	(Z)	(Z)	1	(Z)	1	(Z)
OTHER AND UNKNOWN . . . . .	2	3	-	-	1	8	-	-	-	-	-	-
OKLAHOMA . . . . .	218	276	125	108	2 248	16 117	230	441	319	2 637	774	6 693
RAIL . . . . .	83	120	83	53	294	1 381	54	132	40	53	81	242
MOTOR CARRIER . . . . .	126	96	22	34	519	1 159	116	46	53	80	86	260
ICC . . . . .	126	96	22	34	514	1 131	116	46	53	80	81	232
NON-ICC . . . . .	(Z)	(Z)	-	-	5	29	-	-	-	-	5	28
PRIVATE TRUCK . . . . .	2	2	1	2	179	496	20	11	14	19	68	306
AIR . . . . .	1	(Z)	(Z)	(Z)	7	(Z)	2	(Z)	(Z)	(Z)	4	(Z)
WATER . . . . .	-	-	-	-	-	-	-	-	-	-	-	-
PIPELINE . . . . .	5	57	2	18	1 206	13 079	34	251	210	2 349	528	5 885
PARCEL DELIVERY . . . . .	1	(Z)	17	1	39	1	4	(Z)	1	(Z)	2	(Z)
OTHER AND UNKNOWN . . . . .	-	-	-	-	5	1	-	-	-	-	5	1
TEXAS . . . . .	917	1 165	366	450	4 352	13 001	689	578	494	654	1 156	1 815
RAIL . . . . .	408	659	159	336	1 178	2 809	144	202	364	524	356	1 179
MOTOR CARRIER . . . . .	258	196	116	99	1 440	1 411	242	176	75	86	611	400
ICC . . . . .	250	186	115	99	1 413	1 341	232	151	75	86	604	393
NON-ICC . . . . .	8	10	1	(Z)	28	70	10	25	-	-	7	7
PRIVATE TRUCK . . . . .	61	19	30	13	541	508	221	156	33	43	118	136
AIR . . . . .	48	1	29	1	85	2	23	1	6	(Z)	26	(Z)
WATER . . . . .	102	289	-	-	11	96	6	41	-	-	5	54
PIPELINE . . . . .	-	-	-	-	955	8 167	-	-	-	-	5	44
PARCEL DELIVERY . . . . .	27	1	16	1	114	6	38	2	15	1	29	2
OTHER AND UNKNOWN . . . . .	12	(Z)	15	(Z)	28	1	16	1	(Z)	(Z)	5	(Z)
MOUNTAIN												
MONTANA . . . . .	12	39	49	595	289	1 362	112	873	8	70	21	154
RAIL . . . . .	8	22	46	584	240	1 149	90	797	8	70	16	131
MOTOR CARRIER . . . . .	5	17	3	11	34	131	16	59	-	-	5	23
ICC . . . . .	3	11	3	11	34	131	16	59	-	-	5	23
NDN-ICC . . . . .	1	6	-	-	-	-	-	-	-	-	-	-
PRIVATE TRUCK . . . . .	-	-	-	-	9	31	6	17	-	-	-	-
AIR . . . . .	(Z)	(Z)	-	-	1	(Z)	(Z)	(Z)	-	-	-	-
PIPELINE . . . . .	-	-	-	-	5	51	-	-	-	-	-	-
PARCEL DELIVERY . . . . .	-	-	-	-	(Z)	(Z)	-	-	-	-	(Z)	(Z)
OTHER AND UNKNOWN . . . . .	-	-	-	-	-	-	-	-	-	-	-	-
IDAHO . . . . .	112	237	84	150	374	1 416	94	299	51	202	62	127
RAIL . . . . .	104	215	42	115	318	1 247	74	235	44	183	57	113
MOTOR CARRIER . . . . .	8	22	40	31	43	125	16	51	5	15	4	13
ICC . . . . .	6	20	40	31	43	124	16	51	5	15	4	12
NON-ICC . . . . .	1	2	-	-	(Z)	1	-	-	-	-	(Z)	1
PRIVATE TRUCK . . . . .	-	-	2	4	13	44	3	13	2	4	(Z)	1
AIR . . . . .	-	-	-	-	-	-	-	-	-	-	-	-
WATER . . . . .	-	-	-	-	-	-	-	-	-	-	-	-
PARCEL DELIVERY . . . . .	(Z)	(Z)	-	-	-	-	-	-	-	-	-	-
OTHER AND UNKNOWN . . . . .	-	-	-	-	-	-	-	-	-	-	-	-
WYOMING . . . . .	1	5	8	76	289	3 279	3	16	181	2 324	10	53
RAIL . . . . .	1	5	7	73	36	368	3	16	5	38	5	37
MOTOR CARRIER . . . . .	-	-	1	3	41	339	(Z)	(Z)	5	37	4	13
ICC . . . . .	-	-	1	3	41	339	(Z)	(Z)	5	37	4	13



TABLE 1. SHIPMENTS BY MANUFACTURING ESTABLISHMENTS--ORIGIN AND MEANS OF TRANSPORT BY DESTINATION: 1977--CON.

VALUE (MILLION DOLLARS) AND TONS (THOUSANDS) OF SHIPMENTS BY DESTINATION--CON.

ORIGIN AND MEANS OF TRANSPORT	WEST NORTH CENTRAL--CON.								SOUTH ATLANTIC			
	NORTH DAKOTA		SOUTH DAKOTA		NEBRASKA		KANSAS		TOTAL		DELAWARE	
	VALUE	TONS	VALUE	TONS	VALUE	TONS	VALUE	TONS	VALUE	TONS	VALUE	TONS
ICC	7	20	11	3	35	9	89	58	1 939	3 841	3	1
NON-ICC	-	-	-	-	(Z)	(Z)	2	5	90	138	-	-
PRIVATE TRUCK	(Z)	(Z)	1	(Z)	4	6	92	16	1 173	1 743	3	2
AIR	-	-	-	-	(Z)	(Z)	(Z)	(Z)	14	(Z)	-	-
WATER	-	-	-	-	-	-	-	-	9	3	-	-
PIPELINE	-	-	-	-	-	-	-	-	-	-	-	-
PARCEL DELIVERY	(Z)	(Z)	(Z)	(Z)	2	(Z)	3	(Z)	38	4	(Z)	(Z)
OTHER AND UNKNOWN	-	-	-	-	-	-	-	-	19	13	-	-
MISSISSIPPI	8	3	9	9	40	31	87	92	2 161	8 434	33	3
RAIL	(Z)	(Z)	2	1	11	13	10	42	565	2 758	-	-
MOTOR CARRIER	5	1	6	8	21	9	51	32	688	408	3	1
ICC	4	1	5	8	21	9	51	32	681	405	2	1
NON-ICC	1	(Z)	1	(Z)	(Z)	(Z)	-	-	7	3	-	(Z)
PRIVATE TRUCK	2	1	(Z)	(Z)	6	9	19	18	299	419	30	3
AIR	-	-	-	-	-	-	-	-	9	(Z)	-	-
WATER	-	-	-	-	-	-	-	-	580	4 846	-	-
PIPELINE	-	-	-	-	-	-	-	-	-	-	-	-
PARCEL DELIVERY	1	(Z)	1	(Z)	2	(Z)	7	1	19	2	(Z)	(Z)
OTHER AND UNKNOWN	-	-	-	-	-	-	-	-	(Z)	(Z)	-	-
WEST SOUTH CENTRAL												
ARKANSAS	23	12	23	15	146	219	208	350	861	1 116	9	26
RAIL	7	5	2	9	58	153	61	134	281	674	6	22
MOTOR CARRIER	11	7	15	9	80	52	55	60	416	325	2	4
ICC	11	7	11	6	67	40	54	59	402	303	2	4
NON-ICC	-	-	3	2	13	12	1	1	14	21	-	-
PRIVATE TRUCK	4	1	5	2	8	14	92	156	150	116	1	(Z)
AIR	-	-	-	-	-	-	-	-	1	(Z)	-	-
WATER	-	-	-	-	-	-	-	-	-	-	-	-
PARCEL DELIVERY	(Z)	(Z)	1	(Z)	(Z)	(Z)	1	(Z)	13	1	(Z)	(Z)
OTHER AND UNKNOWN	-	-	-	-	-	-	-	-	1	1	-	-
LOUISIANA	2	5	3	2	51	210	220	481	2 872	14 124	4	12
RAIL	1	3	(Z)	1	28	183	111	396	1 019	4 196	3	7
MOTOR CARRIER	1	1	2	1	20	25	106	76	631	815	2	5
ICC	1	1	2	1	20	25	105	53	594	719	2	5
NON-ICC	-	-	-	-	-	-	1	23	37	96	-	-
PRIVATE TRUCK	-	-	-	-	2	2	(Z)	2	182	1 177	-	-
AIR	-	-	-	-	(Z)	(Z)	-	-	(Z)	(Z)	-	-
WATER	-	-	-	-	-	-	-	-	663	4 580	-	-
PIPELINE	-	-	-	-	-	-	-	-	359	3 354	-	-
PARCEL DELIVERY	(Z)	(Z)	(Z)	(Z)	2	(Z)	1	(Z)	19	2	(Z)	(Z)
OTHER AND UNKNOWN	-	-	-	-	-	-	1	8	-	-	-	-
OKLAHOMA	30	35	31	81	98	926	766	5 303	470	565	11	(Z)
RAIL	15	5	3	10	6	68	94	734	94	399	-	-
MOTOR CARRIER	11	3	18	15	15	25	220	731	308	138	11	(Z)
ICC	11	3	18	15	15	24	220	731	308	138	11	(Z)
NON-ICC	-	-	-	-	(Z)	1	(Z)	(Z)	-	-	-	-
PRIVATE TRUCK	(Z)	1	1	(Z)	6	16	69	143	39	27	-	-
AIR	-	-	(Z)	(Z)	(Z)	(Z)	(Z)	(Z)	20	1	(Z)	(Z)
WATER	-	-	-	-	-	-	-	-	-	-	-	-
PIPELINE	3	26	6	55	70	817	356	3 695	-	-	-	-
PARCEL DELIVERY	1	(Z)	4	(Z)	1	(Z)	26	(Z)	8	1	(Z)	(Z)
OTHER AND UNKNOWN	-	-	-	-	-	-	-	-	-	-	-	-
TEXAS	90	54	17	8	292	377	1 615	9 514	9 043	43 214	181	847
RAIL	6	17	2	3	135	273	172	612	2 656	6 568	171	827
MOTOR CARRIER	66	31	11	5	110	74	325	639	2 030	1 069	6	15
ICC	65	30	11	5	108	74	317	602	1 951	867	3	2
NON-ICC	1	1	-	-	2	(Z)	6	37	79	202	3	13
PRIVATE TRUCK	12	5	(Z)	(Z)	27	30	131	139	551	440	2	4
AIR	4	(Z)	(Z)	(Z)	10	(Z)	15	(Z)	195	11	(Z)	(Z)
WATER	-	-	-	-	-	-	-	-	3 119	32 610	-	-
PIPELINE	-	-	-	-	-	-	950	8 123	213	2 505	-	-
PARCEL DELIVERY	2	(Z)	4	(Z)	10	(Z)	17	1	189	10	2	(Z)
OTHER AND UNKNOWN	-	-	-	-	(Z)	(Z)	6	(Z)	89	2	-	-
MOUNTAIN												
MONTANA	15	102	2	12	128	130	3	22	16	48	-	-
RAIL	(Z)	5	(Z)	1	123	124	3	22	6	27	-	-
MOTOR CARRIER	7	37	2	10	4	2	-	-	9	21	-	-
ICC	7	37	2	10	4	2	-	-	9	21	-	-
NON-ICC	-	-	-	-	-	-	-	-	-	-	-	-
PRIVATE TRUCK	2	9	-	-	2	5	-	-	-	-	-	-
AIR	1	(Z)	-	-	-	-	-	-	(Z)	(Z)	-	-
PIPELINE	5	51	-	-	-	-	-	-	-	-	-	-
PARCEL DELIVERY	-	-	-	-	-	-	-	-	(Z)	(Z)	-	-
OTHER AND UNKNOWN	-	-	-	-	-	-	-	-	-	-	-	-
IOAMO	52	308	8	43	42	228	66	208	100	280	1	5
RAIL	42	287	7	39	33	192	62	197	90	263	1	5
MOTOR CARRIER	6	4	-	-	8	34	4	9	9	14	-	-
ICC	6	4	-	-	8	34	4	9	9	14	-	-
NON-ICC	-	-	-	-	-	-	-	-	-	-	-	-
PRIVATE TRUCK	4	17	1	5	1	1	(Z)	2	1	3	-	-
AIR	-	-	-	-	-	-	-	-	(Z)	(Z)	-	-
WATER	-	-	-	-	-	-	-	-	-	-	-	-
PARCEL DELIVERY	-	-	-	-	-	-	-	-	-	-	-	-
OTHER AND UNKNOWN	-	-	-	-	-	-	-	-	-	-	-	-
WYOMING	-	1	34	431	41	285	21	168	1	19	-	-
RAIL	-	-	3	51	10	102	10	124	(Z)	16	-	-
MOTOR CARRIER	-	1	12	176	10	72	9	40	-	-	-	-
ICC	-	1	12	176	10	72	9	40	-	-	-	-







TABLE 1. SHIPMENTS BY MANUFACTURING ESTABLISHMENTS--ORIGIN AND MEANS OF TRANSPORT BY DESTINATION: 1977--CON.

VALUE (MILLION DOLLARS) AND TONS (THOUSANDS) OF SHIPMENTS BY DESTINATION--CON.

ORIGIN AND MEANS OF TRANSPORT	EAST SOUTH CENTRAL--CON.				WEST SOUTH CENTRAL							
	MISSISSIPPI		TOTAL		ARKANSAS		LOUISIANA		OKLAHOMA		TEXAS	
	VALUE	TONS	VALUE	TONS	VALUE	TONS	VALUE	TONS	VALUE	TONS	VALUE	TONS
ICC . . . . .	156	701	856	900	112	123	344	427	51	54	349	297
NON-ICC . . . . .	5	4	31	27	3	7	1	3	4	1	24	17
PRIVATE TRUCK . . . . .	189	1 137	299	765	38	52	106	557	7	6	148	149
AIR . . . . .	-	-	35	4	-	-	32	4	-	-	4	(Z)
WATER . . . . .	4	54	131	1 240	-	-	114	1 136	-	-	16	104
PIPELINE . . . . .	-	-	-	-	-	-	-	-	-	-	-	-
PARCEL DELIVERY . . . . .	6	(Z)	20	2	1	(Z)	3	(Z)	2	(Z)	13	-
OTHER AND UNKNOWN . . . . .	(Z)	(Z)	9	24	(Z)	(Z)	9	24	-	-	(Z)	(Z)
MISSISSIPPI . . . . .	1 688	10 299	1 907	8 586	188	654	853	6 194	73	65	793	1 674
RAIL . . . . .	125	772	491	4 123	16	73	174	2 959	3	17	298	1 073
MOTOR CARRIER . . . . .	267	3 894	972	3 386	78	142	454	2 740	41	33	398	472
ICC . . . . .	250	3 879	962	3 384	78	142	454	2 740	41	33	390	471
NON-ICC . . . . .	18	15	9	2	-	-	1	1	-	-	9	1
PRIVATE TRUCK . . . . .	1 011	4 246	319	887	90	439	118	306	21	14	90	128
AIR . . . . .	-	-	5	(Z)	(Z)	(Z)	1	(Z)	1	(Z)	3	(Z)
WATER . . . . .	115	1 344	(Z)	1	-	-	(Z)	1	-	-	-	-
PIPELINE . . . . .	-	-	-	-	-	-	-	-	-	-	-	-
PARCEL DELIVERY . . . . .	127	25	33	3	3	(Z)	18	2	8	1	4	(Z)
OTHER AND UNKNOWN . . . . .	41	18	87	186	-	-	87	186	(Z)	(Z)	(Z)	(Z)
WEST SOUTH CENTRAL												
ARKANSAS . . . . .	158	806	4 105	20 251	2 062	13 278	508	2 808	328	1 118	1 207	3 047
RAIL . . . . .	27	229	707	4 597	183	2 220	105	567	110	523	308	1 287
MOTOR CARRIER . . . . .	51	328	969	2 449	252	1 204	113	388	101	191	503	664
ICC . . . . .	51	328	889	2 354	242	1 191	108	384	87	177	451	603
NON-ICC . . . . .	-	-	80	94	10	14	5	4	14	15	52	61
PRIVATE TRUCK . . . . .	78	248	2 255	12 653	1 584	9 772	167	1 385	114	403	390	1 094
AIR . . . . .	(Z)	(Z)	(Z)	(Z)	-	-	(Z)	(Z)	-	-	(Z)	(Z)
WATER . . . . .	-	-	115	467	-	-	115	467	-	-	-	-
PARCEL DELIVERY . . . . .	3	(Z)	12	1	3	(Z)	2	(Z)	2	(Z)	4	1
OTHER AND UNKNOWN . . . . .	-	-	47	84	40	81	6	1	1	1	1	1
LOUISIANA . . . . .	1 019	9 353	13 932	128 231	275	1 859	11 350	113 893	181	701	2 126	11 778
RAIL . . . . .	214	1 191	1 655	15 425	152	649	879	11 603	49	150	574	3 023
MOTOR CARRIER . . . . .	281	4 142	2 440	9 551	86	489	1 683	6 583	75	94	595	2 385
ICC . . . . .	275	4 069	2 109	7 648	78	413	1 400	4 950	75	94	556	2 191
NON-ICC . . . . .	6	73	330	1 903	7	76	283	1 632	-	-	40	195
PRIVATE TRUCK . . . . .	220	3 261	2 706	29 222	29	660	2 322	25 832	13	48	343	2 682
AIR . . . . .	-	-	2	(Z)	-	-	2	(Z)	-	-	(Z)	(Z)
WATER . . . . .	304	759	3 007	33 824	6	60	2 479	30 126	17	199	505	3 438
PIPELINE . . . . .	-	-	3 844	39 797	-	-	3 793	39 354	24	209	27	234
PARCEL DELIVERY . . . . .	1	(Z)	33	4	3	(Z)	15	2	1	(Z)	15	13
OTHER AND UNKNOWN . . . . .	-	-	246	407	-	-	177	394	2	(Z)	67	13
OKLAHOMA . . . . .	70	93	6 082	42 084	586	4 455	439	438	3 094	31 103	1 962	6 087
RAIL . . . . .	20	70	725	5 591	90	1 398	62	254	76	652	497	3 287
MOTOR CARRIER . . . . .	14	14	1 875	4 754	136	418	349	174	414	3 093	976	1 069
ICC . . . . .	14	14	1 831	4 694	131	388	349	174	402	3 067	949	1 065
NON-ICC . . . . .	1	(Z)	44	60	5	30	-	-	12	26	27	4
PRIVATE TRUCK . . . . .	34	8	1 848	18 926	82	265	22	10	1 393	17 410	351	1 241
AIR . . . . .	(Z)	(Z)	41	3	1	(Z)	1	(Z)	(Z)	(Z)	39	3
WATER . . . . .	-	-	-	-	-	-	-	-	-	-	-	-
PIPELINE . . . . .	-	-	1 208	12 776	232	2 373	-	-	929	9 925	46	478
PARCEL DELIVERY . . . . .	2	(Z)	256	3	46	(Z)	5	(Z)	167	1	38	2
OTHER AND UNKNOWN . . . . .	-	-	130	31	-	-	(Z)	(Z)	114	23	16	8
TEXAS . . . . .	462	1 073	51 701	315 285	1 098	3 504	4 158	46 957	1 789	4 409	44 656	260 415
RAIL . . . . .	161	705	4 818	22 185	145	724	699	3 876	219	1 026	3 755	16 559
MOTOR CARRIER . . . . .	180	196	12 274	28 912	433	448	1 602	3 104	971	1 235	9 267	24 125
ICC . . . . .	180	196	10 657	23 971	432	447	1 563	3 048	961	1 202	7 701	19 274
NON-ICC . . . . .	-	-	1 617	4 940	1	1	39	56	11	33	1 566	4 851
PRIVATE TRUCK . . . . .	92	125	14 405	105 865	428	1 580	693	27 992	389	809	12 894	75 483
AIR . . . . .	3	(Z)	480	41	2	(Z)	19	2	20	1	440	37
WATER . . . . .	10	46	5 360	42 988	26	412	963	11 444	(Z)	6	4 370	31 126
PIPELINE . . . . .	-	-	13 213	113 643	46	339	54	523	135	1 330	12 979	111 451
PARCEL DELIVERY . . . . .	11	1	362	32	18	1	40	14	44	1	261	16
OTHER AND UNKNOWN . . . . .	6	(Z)	790	1 620	2	(Z)	87	3	11	(Z)	690	1 617
MOUNTAIN												
MONTANA . . . . .	-	-	16	55	-	-	2	13	1	6	13	36
RAIL . . . . .	-	-	13	48	-	-	2	13	1	6	10	29
MOTOR CARRIER . . . . .	-	-	2	7	-	-	-	-	-	-	2	7
ICC . . . . .	-	-	2	7	-	-	-	-	-	-	-	-
NON-ICC . . . . .	-	-	-	-	-	-	-	-	-	-	-	-
PRIVATE TRUCK . . . . .	-	-	-	-	-	-	-	-	-	-	-	-
AIR . . . . .	-	-	1	(Z)	-	-	-	-	-	-	1	(Z)
PIPELINE . . . . .	-	-	-	-	-	-	-	-	-	-	-	-
PARCEL DELIVERY . . . . .	-	-	-	-	-	-	-	-	-	-	-	-
OTHER AND UNKNOWN . . . . .	-	-	-	-	-	-	-	-	-	-	-	-
IOAHO . . . . .	4	11	93	342	4	9	9	15	23	133	57	185
RAIL . . . . .	2	7	77	309	2	7	8	13	22	129	45	159
MOTOR CARRIER . . . . .	2	4	16	33	2	3	1	1	1	3	13	26
ICC . . . . .	2	4	16	33	2	3	1	1	1	3	13	26
NON-ICC . . . . .	-	-	-	-	-	-	-	-	-	-	-	-
PRIVATE TRUCK . . . . .	-	-	(Z)	(Z)	-	-	-	-	-	-	(Z)	(Z)
AIR . . . . .	-	-	-	-	-	-	-	-	-	-	-	-
WATER . . . . .	-	-	-	-	-	-	-	-	-	-	-	-
PARCEL DELIVERY . . . . .	-	-	-	-	-	-	-	-	-	-	-	-
OTHER AND UNKNOWN . . . . .	-	-	-	-	-	-	-	-	-	-	-	-
WYOMING . . . . .	-	-	16	129	-	-	-	-	4	59	12	70
RAIL . . . . .	-	-	13	120	-	-	-	-	3	57	10	63
MOTOR CARRIER . . . . .	-	-	3	9	-	-	-	-	(Z)	2	2	7
ICC . . . . .	-	-	3	9	-	-	-	-	(Z)	2	2	7

TABLE 1. SHIPMENTS BY MANUFACTURING ESTABLISHMENTS--ORIGIN AND MEANS OF TRANSPORT BY DESTINATION: 1977--CON.

VALUE (MILLION DOLLARS) AND TONS (THOUSANDS) OF SHIPMENTS BY DESTINATION--CON.

ORIGIN AND MEANS OF TRANSPORT	MOUNTAIN											
	TOTAL		MONTANA		IOAHO		WYOMING		COLORA00		NEW MEXICO	
	VALUE	TONS	VALUE	TONS	VALUE	TONS	VALUE	TONS	VALUE	TONS	VALUE	TONS
ICC	163	152	2	1	3	2	10	8	27	19	3	1
NON-ICC	5	8	-	-	-	-	-	-	-	-	-	(Z)
PRIVATE TRUCK	43	29	12	3	3	1	-	-	12	4	2	1
AIR	2	(Z)	-	-	(Z)	(Z)	-	-	1	(Z)	(Z)	(Z)
WATER	-	-	-	-	-	-	-	-	-	-	-	-
PIPELINE	-	-	-	-	-	-	-	-	-	-	-	-
PARCEL DELIVERY	3	(Z)	1	(Z)	(Z)	(Z)	-	-	1	(Z)	(Z)	(Z)
OTHER AND UNKNOWN	-	-	-	-	-	-	-	-	-	-	-	-
MISSISSIPPI												
ICC	251	210	8	3	16	81	20	21	69	57	40	19
NON-ICC	51	74	(Z)	1	3	2	17	20	14	34	11	6
MOTOR CARRIER	133	65	6	3	7	27	(Z)	(Z)	53	22	3	1
PRIVATE TRUCK	131	64	6	3	7	27	(Z)	(Z)	52	22	3	1
AIR	2	1	-	-	-	-	-	-	1	(Z)	-	-
WATER	50	70	1	(Z)	6	52	2	1	1	1	24	12
PIPELINE	7	(Z)	-	-	-	-	-	-	-	-	-	-
PARCEL DELIVERY	-	-	-	-	-	-	-	-	-	-	-	-
OTHER AND UNKNOWN	8	1	(Z)	(Z)	1	(Z)	(Z)	(Z)	1	(Z)	1	(Z)
WEST SOUTH CENTRAL												
ARIZONA	380	481	17	9	19	16	6	43	125	244	44	52
RAIL	120	240	-	-	5	7	5	43	59	133	13	29
MOTOR CARRIER	222	216	15	9	14	10	1	(Z)	44	94	21	18
ICC	149	143	12	6	9	4	1	(Z)	36	88	7	3
NON-ICC	72	73	4	3	5	5	-	-	8	6	14	15
PRIVATE TRUCK	35	23	1	1	-	-	-	-	21	16	9	4
AIR	(Z)	(Z)	-	-	-	-	-	-	(Z)	(Z)	-	-
WATER	-	-	-	-	-	-	-	-	-	-	-	-
PIPELINE	-	-	-	-	-	-	-	-	-	-	-	-
PARCEL DELIVERY	2	(Z)	1	(Z)	(Z)	(Z)	(Z)	(Z)	(Z)	(Z)	(Z)	(Z)
OTHER AND UNKNOWN	1	1	-	-	-	-	-	-	1	1	1	1
LOUISIANA	238	335	64	45	19	28	21	33	64	158	11	16
RAIL	154	244	60	44	17	27	20	33	25	93	9	6
MOTOR CARRIER	72	57	3	1	2	1	(Z)	(Z)	33	37	2	10
ICC	72	57	3	1	2	1	(Z)	(Z)	33	37	2	10
NON-ICC	-	-	-	-	-	-	-	-	-	-	-	-
PRIVATE TRUCK	9	35	(Z)	(Z)	-	-	-	-	4	27	(Z)	1
AIR	(Z)	(Z)	-	-	-	-	-	-	(Z)	(Z)	-	-
WATER	-	-	-	-	-	-	-	-	-	-	-	-
PIPELINE	-	-	-	-	-	-	-	-	-	-	-	-
PARCEL DELIVERY	2	(Z)	(Z)	(Z)	(Z)	(Z)	(Z)	(Z)	1	(Z)	(Z)	(Z)
OTHER AND UNKNOWN	-	-	-	-	-	-	-	-	-	-	-	-
OKLAHOMA	664	1 480	104	38	19	5	75	15	201	1 227	115	105
RAIL	31	184	4	10	-	-	(Z)	1	15	114	5	30
MOTOR CARRIER	432	218	84	22	18	4	71	13	65	71	68	51
ICC	431	214	84	22	18	4	71	13	64	67	68	51
NON-ICC	1	4	-	-	-	-	-	-	1	4	-	-
PRIVATE TRUCK	54	37	2	5	(Z)	1	1	8	3	36	23	1
AIR	20	2	10	(Z)	-	-	1	(Z)	1	(Z)	2	1
WATER	-	-	-	-	-	-	-	-	-	-	-	-
PIPELINE	96	1 038	-	-	-	-	-	-	96	1 038	-	-
PARCEL DELIVERY	30	1	4	(Z)	1	(Z)	2	(Z)	17	1	4	(Z)
OTHER AND UNKNOWN	-	-	-	-	-	-	-	-	-	-	-	-
TEXAS	2 303	3 807	178	80	56	71	159	148	660	1 276	617	1 556
RAIL	284	985	5	12	21	49	28	63	129	604	31	60
MOTOR CARRIER	1 100	1 491	110	47	27	20	98	66	267	318	263	861
ICC	1 090	1 471	109	47	26	19	97	65	261	312	261	849
NON-ICC	10	20	(Z)	(Z)	1	(Z)	1	6	6	6	2	11
PRIVATE TRUCK	672	1 130	17	19	2	2	21	19	209	263	291	633
AIR	95	5	43	1	(Z)	(Z)	9	(Z)	19	3	7	(Z)
WATER	-	-	-	-	-	-	-	-	-	-	-	-
PIPELINE	22	191	-	-	-	-	-	-	10	87	-	-
PARCEL DELIVERY	81	3	2	(Z)	6	(Z)	4	(Z)	15	1	19	1
OTHER AND UNKNOWN	50	1	2	(Z)	(Z)	(Z)	(Z)	(Z)	10	(Z)	6	1
MOUNTAIN												
MONTANA	1 710	22 809	1 494	21 411	7	31	107	819	62	375	8	20
RAIL	146	1 196	55	653	3	11	37	360	25	104	8	20
MOTOR CARRIER	179	1 332	139	1 100	2	8	15	98	13	43	-	-
ICC	179	1 332	139	1 100	2	8	15	98	13	43	-	-
NON-ICC	-	-	-	-	-	-	-	-	-	-	-	-
PRIVATE TRUCK	639	9 697	577	9 310	2	12	51	326	4	25	-	-
AIR	-	-	-	-	-	-	-	-	-	-	-	-
PIPELINE	692	8 775	668	8 538	-	-	3	34	20	203	-	-
PARCEL DELIVERY	-	-	-	-	-	-	-	-	-	-	-	-
OTHER AND UNKNOWN	54	1 809	54	1 809	-	-	-	-	-	-	-	-
IOAHO	1 264	13 661	148	2 160	698	10 225	31	74	63	197	9	15
RAIL	278	1 845	63	1 170	92	297	11	44	23	93	6	4
MOTOR CARRIER	317	865	39	35	162	579	15	19	32	87	2	9
ICC	293	738	39	35	139	454	15	19	32	87	2	9
NON-ICC	24	127	-	-	23	124	-	-	(Z)	1	-	-
PRIVATE TRUCK	661	10 950	46	954	438	9 348	5	11	7	16	1	2
AIR	(Z)	(Z)	-	-	-	-	-	-	-	-	(Z)	(Z)
WATER	-	-	-	-	-	-	-	-	-	-	-	-
PIPELINE	-	-	-	-	-	-	-	-	-	-	-	-
PARCEL DELIVERY	(Z)	(Z)	-	-	-	-	-	-	-	-	-	-
OTHER AND UNKNOWN	7	1	-	-	7	1	-	-	-	-	-	-
WYOMING	863	8 949	18	132	-	-	347	5 316	436	2 936	-	-
RAIL	39	169	2	11	-	-	-	-	36	151	-	-
MOTOR CARRIER	51	346	5	41	-	-	42	280	3	20	-	-
ICC	46	344	5	41	-	-	38	280	3	20	-	-

TABLE 1. SHIPMENTS BY MANUFACTURING ESTABLISHMENTS--ORIGIN AND MEANS OF TRANSPORT BY DESTINATION: 1977--CON.

VALUE (MILLION DOLLARS) AND TONS (THOUSANDS) OF SHIPMENTS BY DESTINATION--CON.

ORIGIN AND MEANS OF TRANSPORT	MOUNTAIN--CON.						PACIFIC			
	ARIZONA		UTAH		NEVADA		TOTAL		WASHINGTON	
	VALUE	TONS	VALUE	TONS	VALUE	TONS	VALUE	TONS	VALUE	TONS
ICC . . . . .	93	104	9	2	17	16	265	134	54	11
NON-ICC . . . . .	-	-	5	7	-	-	12	17	-	-
PRIVATE TRUCK . . . . .	9	19	2	1	-	-	80	66	(Z)	(Z)
AIR . . . . .	1	(Z)	(Z)	(Z)	-	-	23	1	2	(Z)
WATER . . . . .	-	-	-	-	-	-	(Z)	(Z)	-	-
PIPELINE . . . . .	-	-	-	-	-	-	-	-	-	-
PARCEL DELIVERY . . . . .	1	(Z)	1	(Z)	-	-	17	1	2	(Z)
OTHER AND UNKNOWN . . . . .	-	-	-	-	-	-	19	5	-	-
MISSISSIPPI . . . . .	22	14	50	12	25	2	1 165	3 923	217	56
RAIL . . . . .	5	11	1	1	(Z)	(Z)	157	325	18	23
MOTOR CARRIER . . . . .	6	1	35	9	23	2	412	186	183	31
ICC . . . . .	6	1	34	8	23	2	405	184	182	31
NON-ICC . . . . .	-	-	1	(Z)	-	-	7	2	1	(Z)
PRIVATE TRUCK . . . . .	3	2	12	2	(Z)	(Z)	33	38	7	2
AIR . . . . .	7	(Z)	(Z)	(Z)	-	-	69	2	9	(Z)
WATER . . . . .	-	-	-	-	-	-	1	(Z)	-	-
PIPELINE . . . . .	-	-	-	-	-	-	460	3 347	-	-
PARCEL DELIVERY . . . . .	1	(Z)	1	(Z)	2	(Z)	20	2	(Z)	(Z)
OTHER AND UNKNOWN . . . . .	(Z)	(Z)	(Z)	(Z)	-	-	13	23	(Z)	(Z)
WEST SOUTH CENTRAL										
ARKANSAS . . . . .	112	87	35	20	21	8	791	673	111	75
RAIL . . . . .	23	22	15	6	(Z)	(Z)	185	280	21	25
MOTOR CARRIER . . . . .	86	64	19	13	21	8	478	333	75	44
ICC . . . . .	51	28	12	7	20	7	371	236	51	26
NON-ICC . . . . .	35	36	7	7	1	1	107	96	24	18
PRIVATE TRUCK . . . . .	2	1	1	1	(Z)	(Z)	114	59	15	6
AIR . . . . .	(Z)	(Z)	(Z)	(Z)	-	-	6	(Z)	(Z)	(Z)
WATER . . . . .	-	-	-	-	-	-	-	-	-	-
PIPELINE . . . . .	-	-	-	-	-	-	6	(Z)	(Z)	(Z)
PARCEL DELIVERY . . . . .	(Z)	(Z)	-	-	-	-	6	(Z)	(Z)	(Z)
OTHER AND UNKNOWN . . . . .	-	-	-	-	-	-	1	1	-	-
LOUISIANA . . . . .	35	42	24	14	1	1	727	804	54	102
RAIL . . . . .	19	36	4	5	-	-	469	689	42	96
MOTOR CARRIER . . . . .	17	5	15	2	1	1	130	56	12	6
ICC . . . . .	17	5	15	2	1	1	128	54	12	6
NON-ICC . . . . .	-	-	-	-	-	-	2	3	-	-
PRIVATE TRUCK . . . . .	-	-	4	6	-	-	7	35	-	-
AIR . . . . .	-	-	-	-	-	-	5	(Z)	-	-
WATER . . . . .	-	-	-	-	-	-	4	1	-	-
PIPELINE . . . . .	-	-	-	-	-	-	-	-	-	-
PARCEL DELIVERY . . . . .	(Z)	(Z)	(Z)	(Z)	(Z)	(Z)	2	(Z)	(Z)	(Z)
OTHER AND UNKNOWN . . . . .	-	-	-	-	-	-	110	23	-	-
OKLAHOMA . . . . .	84	71	52	15	14	5	651	430	106	60
RAIL . . . . .	4	24	(Z)	(Z)	3	5	88	96	39	9
MOTOR CARRIER . . . . .	71	43	47	13	9	1	420	273	59	50
ICC . . . . .	71	43	47	13	9	1	420	272	59	50
NON-ICC . . . . .	-	-	-	-	-	-	1	1	(Z)	(Z)
PRIVATE TRUCK . . . . .	4	4	3	1	-	-	97	59	(Z)	1
AIR . . . . .	5	(Z)	1	(Z)	1	(Z)	18	2	1	(Z)
WATER . . . . .	-	-	-	-	-	-	(Z)	(Z)	-	-
PIPELINE . . . . .	-	-	-	-	-	-	-	-	-	-
PARCEL DELIVERY . . . . .	(Z)	(Z)	2	(Z)	(Z)	(Z)	25	1	6	(Z)
OTHER AND UNKNOWN . . . . .	-	-	-	-	-	-	2	(Z)	-	-
TEXAS . . . . .	359	524	221	116	52	37	5 071	4 862	341	778
RAIL . . . . .	47	125	20	64	5	7	1 329	2 139	101	162
MOTOR CARRIER . . . . .	176	137	148	24	12	18	2 571	1 615	84	44
ICC . . . . .	176	137	148	24	12	18	2 551	1 579	78	33
NON-ICC . . . . .	(Z)	(Z)	(Z)	(Z)	-	-	19	36	5	11
PRIVATE TRUCK . . . . .	85	156	31	26	14	12	368	249	23	34
AIR . . . . .	6	(Z)	3	(Z)	7	(Z)	265	11	18	1
WATER . . . . .	-	-	-	-	-	-	189	570	81	536
PIPELINE . . . . .	12	104	-	-	-	-	29	261	-	-
PARCEL DELIVERY . . . . .	22	1	9	(Z)	4	(Z)	192	6	22	1
OTHER AND UNKNOWN . . . . .	11	(Z)	11	1	10	(Z)	129	11	11	(Z)
MOUNTAIN										
MONTANA . . . . .	7	4	25	150	-	-	257	1 701	230	1 605
RAIL . . . . .	7	4	11	44	-	-	50	873	28	796
MOTOR CARRIER . . . . .	-	-	9	83	-	-	5	24	2	13
ICC . . . . .	-	-	9	83	-	-	5	24	2	13
NON-ICC . . . . .	-	-	-	-	-	-	-	-	-	-
PRIVATE TRUCK . . . . .	-	-	5	23	-	-	163	413	162	405
AIR . . . . .	-	-	-	-	-	-	(Z)	(Z)	(Z)	(Z)
WATER . . . . .	-	-	-	-	-	-	38	391	38	391
PIPELINE . . . . .	-	-	-	-	-	-	(Z)	(Z)	(Z)	(Z)
PARCEL DELIVERY . . . . .	-	-	-	-	-	-	-	-	-	-
OTHER AND UNKNOWN . . . . .	-	-	-	-	-	-	-	-	-	-
IOAMO . . . . .	18	75	287	899	9	15	832	6 174	423	3 949
RAIL . . . . .	7	54	74	172	2	10	307	4 141	92	2 478
MOTOR CARRIER . . . . .	11	19	53	114	4	3	331	1 174	192	778
ICC . . . . .	11	19	52	112	4	3	324	1 161	192	778
NON-ICC . . . . .	-	-	(Z)	1	-	-	7	13	(Z)	1
PRIVATE TRUCK . . . . .	1	3	160	614	3	2	168	807	134	684
AIR . . . . .	-	-	-	-	-	-	4	8	2	6
WATER . . . . .	-	-	-	-	-	-	19	43	1	2
PIPELINE . . . . .	-	-	(Z)	(Z)	-	-	-	-	-	-
PARCEL DELIVERY . . . . .	-	-	-	-	-	-	-	-	-	-
OTHER AND UNKNOWN . . . . .	-	-	-	-	-	-	3	1	3	1
WYOMING . . . . .	1	5	60	561	-	-	15	36	1	3
RAIL . . . . .	-	-	1	8	-	-	1	4	-	-
MOTOR CARRIER . . . . .	1	5	(Z)	1	-	-	11	22	-	-
ICC . . . . .	1	2	(Z)	1	-	-	11	22	-	-



TABLE 1. SHIPMENTS BY MANUFACTURING ESTABLISHMENTS--ORIGIN AND MEANS OF TRANSPORT BY DESTINATION: 1977--CON.

VALUE (MILLION DOLLARS) AND TONS (THOUSANDS) OF SHIPMENTS BY DESTINATION--CON.

ORIGIN AND MEANS OF TRANSPORT	PACIFIC--CDN.								UNKNOWN	
	OREGON		CALIFORNIA		ALASKA		HAWAII		VALUE	TONS
	VALUE	TDNS	VALUE	TONS	VALUE	TONS	VALUE	TDNS	VALUE	TONS
ICC.	17	44	188	78	(Z)	(Z)	6	1	17	8
NON-ICC.	-	-	12	17	-	-	-	-	-	-
PRIVATE TRUCK.	11	46	69	20	-	-	-	-	(Z)	(Z)
AIR.	2	(Z)	19	1	-	-	(Z)	(Z)	-	-
WATER.	-	-	-	-	-	-	(Z)	(Z)	-	-
PIPELINE.	-	-	-	-	-	-	-	-	-	-
PARCEL DELIVERY.	1	(Z)	14	1	(Z)	(Z)	(Z)	(Z)	-	-
OTHER AND UNKNOWN.	-	-	12	4	-	-	7	1	410	4 009
MISSISSIPPI.	30	47	915	3 818	2	1	2	(Z)	573	4 490
RAIL.	19	20	119	282	1	1	-	-	(Z)	(Z)
MOTOR CARRIER.	2	1	226	153	(Z)	(Z)	(Z)	(Z)	-	-
ICC.	2	(Z)	221	152	(Z)	(Z)	(Z)	(Z)	-	-
NON-ICC.	1	(Z)	5	2	-	-	-	-	-	-
PRIVATE TRUCK.	3	26	23	10	(Z)	(Z)	-	-	92	32
AIR.	-	-	60	2	(Z)	(Z)	(Z)	(Z)	(Z)	(Z)
WATER.	-	-	-	-	-	-	1	(Z)	-	-
PIPELINE.	-	-	460	3 347	-	-	-	-	-	-
PARCEL DELIVERY.	5	1	14	1	(Z)	(Z)	(Z)	(Z)	-	-
OTHER AND UNKNOWN.	(Z)	(Z)	12	23	-	-	-	-	481	4 458
WEST SOUTH CENTRAL										
ARKANSAS.	58	39	619	558	(Z)	(Z)	2	1	219	737
RAIL.	12	7	152	247	-	-	-	-	-	-
MOTOR CARRIER.	36	27	367	261	(Z)	(Z)	(Z)	(Z)	2	13
ICC.	24	18	295	192	(Z)	(Z)	(Z)	(Z)	2	13
NON-ICC.	12	8	72	70	-	-	-	-	-	-
PRIVATE TRUCK.	9	4	91	48	-	-	(Z)	(Z)	(Z)	(Z)
AIR.	(Z)	(Z)	6	(Z)	-	-	-	-	-	-
WATER.	-	-	-	-	-	-	-	-	-	-
PARCEL DELIVERY.	2	(Z)	3	(Z)	-	-	(Z)	(Z)	-	-
OTHER AND UNKNOWN.	-	-	-	-	-	-	1	1	217	724
LOUISIANA.	37	86	521	593	(Z)	(Z)	115	23	1 346	4 095
RAIL.	9	51	418	542	-	-	-	-	-	-
MOTOR CARRIER.	25	9	93	42	(Z)	(Z)	(Z)	(Z)	2	1
ICC.	25	9	91	39	(Z)	(Z)	(Z)	(Z)	2	1
NON-ICC.	-	-	2	3	-	-	-	-	-	-
PRIVATE TRUCK.	3	27	4	8	-	-	-	-	2	9
AIR.	-	-	2	(Z)	-	-	3	(Z)	-	-
WATER.	-	-	2	(Z)	-	-	3	1	10	56
PIPELINE.	-	-	-	-	-	-	-	-	239	663
PARCEL DELIVERY.	(Z)	(Z)	2	(Z)	-	-	-	-	-	-
OTHER AND UNKNOWN.	-	-	(Z)	(Z)	-	-	110	22	1 093	3 367
OKLAHOMA.	51	49	491	320	2	1	1	(Z)	318	107
RAIL.	-	-	50	86	-	-	-	-	(Z)	1
MOTOR CARRIER.	41	48	319	175	1	(Z)	-	-	-	-
ICC.	41	48	319	174	1	(Z)	-	-	-	-
NON-ICC.	-	-	1	1	-	-	-	-	-	-
PRIVATE TRUCK.	5	(Z)	92	58	-	-	-	-	2	(Z)
AIR.	(Z)	(Z)	15	(Z)	2	1	1	(Z)	(Z)	(Z)
WATER.	-	-	-	-	-	-	(Z)	(Z)	-	-
PIPELINE.	-	-	-	-	-	-	-	-	-	-
PARCEL DELIVERY.	5	(Z)	14	1	-	-	(Z)	(Z)	11	(Z)
OTHER AND UNKNOWN.	-	-	2	(Z)	-	-	-	-	305	106
TEXAS.	216	194	4 349	3 871	44	5	121	15	3 718	7 729
RAIL.	62	105	1 165	1 871	1	1	-	-	14	26
MOTOR CARRIER.	106	79	2 373	1 491	7	1	1	(Z)	6	4
ICC.	106	79	2 360	1 487	7	1	1	(Z)	6	4
NON-ICC.	(Z)	(Z)	13	25	(Z)	(Z)	-	-	(Z)	(Z)
PRIVATE TRUCK.	14	9	328	204	(Z)	1	2	1	487	1 247
AIR.	8	(Z)	203	7	24	2	11	1	(Z)	(Z)
WATER.	-	-	3	21	-	-	105	13	5	4
PIPELINE.	-	-	29	261	-	-	-	-	-	-
PARCEL DELIVERY.	13	1	153	5	2	(Z)	2	(Z)	(Z)	(Z)
OTHER AND UNKNOWN.	13	(Z)	94	11	10	(Z)	-	-	3 206	6 447
MOUNTAIN										
MONTANA.	18	66	9	30	-	-	-	-	368	3 064
RAIL.	13	47	9	30	-	-	-	-	-	-
MOTOR CARRIER.	3	11	-	-	-	-	-	-	-	-
ICC.	3	11	-	-	-	-	-	-	-	-
NON-ICC.	-	-	-	-	-	-	-	-	-	-
PRIVATE TRUCK.	2	8	-	-	-	-	-	-	279	1 904
AIR.	-	-	(Z)	(Z)	-	-	-	-	-	-
PIPELINE.	-	-	-	-	-	-	-	-	-	-
PARCEL DELIVERY.	(Z)	(Z)	(Z)	(Z)	-	-	-	-	-	-
OTHER AND UNKNOWN.	-	-	-	-	-	-	-	-	89	1 160
IDAHM.	147	532	262	1 693	1	(Z)	-	-	167	2 140
RAIL.	40	202	175	1 461	-	-	-	-	4	65
MOTOR CARRIER.	61	190	78	206	-	-	-	-	-	-
ICC.	60	185	73	198	-	-	-	-	-	-
NON-ICC.	1	4	5	9	-	-	-	-	-	-
PRIVATE TRUCK.	25	96	9	26	1	(Z)	-	-	2	17
AIR.	1	2	-	-	-	-	-	-	-	-
WATER.	18	41	-	-	-	-	-	-	-	-
PARCEL DELIVERY.	-	-	-	-	-	-	-	-	-	-
OTHER AND UNKNOWN.	-	-	-	-	-	-	-	-	161	2 057
WYOMING.	1	5	13	28	-	-	-	-	27	247
RAIL.	-	-	1	4	-	-	-	-	-	-
MOTOR CARRIER.	1	3	10	19	-	-	-	-	-	-
ICC.	1	3	10	19	-	-	-	-	-	-

























TABLE 1. SHIPMENTS BY MANUFACTURING ESTABLISHMENTS--ORIGIN AND MEANS OF TRANSPORT BY DESTINATION: 1977--CON.

VALUE (MILLION DOLLARS) AND TONS (THOUSANDS) OF SHIPMENTS BY DESTINATION--CON.

ORIGIN AND MEANS OF TRANSPORT	MOUNTAIN--CON.						PACIFIC				
	ARIZONA		UTAH		NEVADA		TOTAL		WASHINGTON		
	VALUE	TONS	VALUE	TONS	VALUE	TONS	VALUE	TONS	VALUE	TONS	
NON-ICC. . . . .	(Z)	2	-	-	-	-	-	-	-	-	-
PRIVATE TRUCK. . . . .	-	-	1	5	-	-	3	10	1	3	
PIPELINE . . . . .	-	-	58	547	-	-	-	-	-	-	
PARCEL DELIVERY. . . . .	-	-	-	-	-	-	-	-	-	-	
OTHER AND UNKNOWN. . . . .	-	-	-	-	-	-	-	-	-	-	
COLORADO . . . . .	113	252	108	158	23	44	1 239	1 218	360	339	
RAIL . . . . .	42	128	30	53	11	30	286	703	19	38	
MOTOR CARRIER. . . . .	41	95	53	65	10	14	736	471	329	301	
ICC. . . . .	41	95	53	65	10	14	729	466	328	299	
NON-ICC. . . . .	-	-	-	-	-	-	6	5	2	2	
PRIVATE TRUCK. . . . .	18	29	21	41	-	-	54	40	-	-	
AIR. . . . .	2	(Z)	(Z)	(Z)	(Z)	(Z)	115	1	5	(Z)	
WATER. . . . .	-	-	-	-	-	-	2	(Z)	-	-	
PARCEL DELIVERY. . . . .	10	1	4	(Z)	2	(Z)	34	2	7	(Z)	
OTHER AND UNKNOWN. . . . .	-	-	-	-	-	-	12	(Z)	-	-	
NEW MEXICO . . . . .	94	995	12	(Z)	1	(Z)	97	124	19	(Z)	
RAIL . . . . .	28	471	-	-	-	-	1	87	-	-	
MOTOR CARRIER. . . . .	13	181	1	(Z)	-	-	66	17	13	(Z)	
ICC. . . . .	13	181	1	(Z)	-	-	66	17	13	(Z)	
PRIVATE TRUCK. . . . .	51	344	-	-	-	-	2	20	-	-	
AIR. . . . .	-	-	(Z)	(Z)	-	-	6	(Z)	3	(Z)	
WATER. . . . .	-	-	-	-	-	-	13	(Z)	-	-	
PIPELINE . . . . .	-	-	-	-	-	-	-	-	-	-	
PARCEL DELIVERY. . . . .	2	(Z)	10	(Z)	1	(Z)	10	(Z)	3	(Z)	
OTHER AND UNKNOWN. . . . .	-	-	-	-	-	-	-	-	-	-	
ARIZONA. . . . .	2 136	16 155	131	83	14	23	1 171	1 106	128	43	
RAIL . . . . .	46	169	1	2	4	6	171	514	-	-	
MOTOR CARRIER. . . . .	343	2 270	117	36	6	11	805	409	88	37	
ICC. . . . .	287	1 370	117	36	6	11	804	408	88	37	
NON-ICC. . . . .	55	901	-	-	-	-	1	1	-	-	
PRIVATE TRUCK. . . . .	1 519	13 567	13	44	3	6	101	180	10	6	
AIR. . . . .	1	(Z)	(Z)	(Z)	-	-	62	1	30	(Z)	
WATER. . . . .	-	-	-	-	-	-	1	1	-	-	
PARCEL DELIVERY. . . . .	24	1	(Z)	(Z)	(Z)	(Z)	29	1	1	(Z)	
OTHER AND UNKNOWN. . . . .	204	147	-	-	-	-	1	(Z)	(Z)	(Z)	
UTAH . . . . .	47	203	1 846	9 599	28	256	1 192	3 968	85	603	
RAIL . . . . .	7	46	8	189	12	207	516	3 120	51	466	
MOTOR CARRIER. . . . .	27	153	416	860	15	46	452	679	23	135	
ICC. . . . .	21	133	415	857	15	46	452	679	23	135	
NON-ICC. . . . .	6	20	1	3	-	-	-	-	-	-	
PRIVATE TRUCK. . . . .	4	4	1 406	8 550	1	3	138	166	5	2	
AIR. . . . .	1	(Z)	6	(Z)	-	-	51	2	(Z)	(Z)	
WATER. . . . .	-	-	-	-	-	-	5	1	-	-	
PARCEL DELIVERY. . . . .	9	(Z)	7	(Z)	1	(Z)	29	1	4	(Z)	
OTHER AND UNKNOWN. . . . .	-	-	2	(Z)	-	-	1	(Z)	-	-	
NEVADA . . . . .	14	147	51	112	133	944	480	3 898	82	897	
RAIL . . . . .	-	-	32	25	7	48	146	1 971	47	671	
MOTOR CARRIER. . . . .	11	144	10	78	2	53	144	1 279	31	223	
ICC. . . . .	11	144	10	78	2	53	144	1 279	31	223	
PRIVATE TRUCK. . . . .	2	3	9	10	64	323	161	647	3	3	
AIR. . . . .	1	(Z)	-	-	-	-	14	(Z)	(Z)	(Z)	
WATER. . . . .	-	-	-	-	-	-	519	-	-	-	
PIPELINE . . . . .	-	-	-	-	57	519	-	-	-	-	
PARCEL DELIVERY. . . . .	(Z)	(Z)	(Z)	(Z)	3	(Z)	15	(Z)	(Z)	(Z)	
OTHER AND UNKNOWN. . . . .	-	-	-	-	-	-	-	-	-	-	
PACIFIC											
WASHINGTON . . . . .	123	251	154	489	19	27	13 356	86 710	7 946	66 555	
RAIL . . . . .	73	193	71	355	1	4	2 438	18 827	1 254	14 574	
MOTOR CARRIER. . . . .	30	54	39	54	11	14	3 178	10 489	1 644	8 561	
ICC. . . . .	30	54	37	49	10	13	2 970	6 193	1 469	4 290	
NON-ICC. . . . .	(Z)	(Z)	2	5	(Z)	1	208	4 296	4 271	4 271	
PRIVATE TRUCK. . . . .	4	2	38	79	5	9	4 634	28 246	3 490	26 185	
AIR. . . . .	13	1	-	-	-	(Z)	150	16	67	6	
WATER. . . . .	-	-	-	-	-	-	1 847	16 454	1 072	10 997	
PIPELINE . . . . .	-	-	-	-	-	-	749	7 422	131	978	
PARCEL DELIVERY. . . . .	3	(Z)	6	(Z)	(Z)	(Z)	137	4	70	2	
OTHER AND UNKNOWN. . . . .	1	(Z)	(Z)	(Z)	(Z)	(Z)	223	5 252	217	5 252	
OREGON . . . . .	112	249	130	368	47	125	9 224	65 678	1 783	6 118	
RAIL . . . . .	66	228	62	237	8	28	1 683	8 595	166	930	
MOTOR CARRIER. . . . .	16	10	44	64	17	36	2 435	6 957	836	816	
ICC. . . . .	16	10	44	64	17	36	2 286	6 313	836	816	
NON-ICC. . . . .	-	-	-	-	-	-	148	645	-	-	
PRIVATE TRUCK. . . . .	18	10	24	67	21	60	4 310	41 424	721	3 682	
AIR. . . . .	1	(Z)	-	-	-	-	66	6	1	(Z)	
WATER. . . . .	-	-	-	-	-	-	390	6 932	6	687	
PIPELINE . . . . .	-	-	-	-	-	-	-	-	-	-	
PARCEL DELIVERY. . . . .	11	(Z)	(Z)	(Z)	1	(Z)	107	14	23	2	
OTHER AND UNKNOWN. . . . .	-	-	-	-	-	-	234	1 749	(Z)	(Z)	
CALIFORNIA . . . . .	2 482	4 015	1 194	1 195	791	2 071	72 703	236 135	3 250	4 523	
RAIL . . . . .	526	1 841	342	529	59	396	3 198	7 923	862	1 032	
MOTOR CARRIER. . . . .	985	865	681	612	485	797	25 406	65 207	1 733	999	
ICC. . . . .	956	814	668	609	471	699	19 830	36 092	1 674	915	
NON-ICC. . . . .	28	52	13	2	14	98	5 576	29 115	59	84	
PRIVATE TRUCK. . . . .	758	786	26	47	141	246	28 336	77 776	139	159	
AIR. . . . .	59	2	65	3	9	(Z)	1 908	61	200	3	
WATER. . . . .	-	-	-	-	-	-	2 623	15 715	164	2 316	
PIPELINE . . . . .	49	512	-	-	65	626	7 309	68 556	-	-	
PARCEL DELIVERY. . . . .	96	5	65	2	23	3	2 179	122	123	7	
OTHER AND UNKNOWN. . . . .	8	4	14	3	7	2	1 743	774	29	6	
ALASKA . . . . .	-	-	-	-	-	-	1 067	16 210	629	239	

TABLE 1. SHIPMENTS BY MANUFACTURING ESTABLISHMENTS--ORIGIN AND MEANS OF TRANSPORT BY DESTINATION: 1977--CON.

VALUE (MILLION DOLLARS) AND TONS (THOUSANDS) OF SHIPMENTS BY DESTINATION--CON.

ORIGIN AND MEANS OF TRANSPORT	PACIFIC--CON.									
	OREGON		CALIFORNIA		ALASKA		HAWAII		UNKNOWN	
	VALUE	TONS	VALUE	TONS	VALUE	TONS	VALUE	TONS	VALUE	TONS
NON-ICC. . . . .	-	-	-	-	-	-	-	-	-	-
PRIVATE TRUCK. . . . .	1	3	2	5	-	-	-	-	-	-
PIPELINE . . . . .	-	-	-	-	-	-	-	-	-	-
PARCEL DELIVERY. . . . .	-	-	-	-	-	-	-	-	-	-
OTHER AND UNKNOWN. . . . .	-	-	-	-	-	-	-	-	27	247
COLORADO . . . . .	34	14	840	864	3	(Z)	3	(Z)	330	278
RAIL . . . . .	-	-	268	665	-	-	-	-	-	-
MOTOR CARRIER. . . . .	12	4	394	166	-	-	-	-	-	-
ICC. . . . .	10	2	392	165	-	-	-	-	-	-
NON-ICC. . . . .	2	3	2	1	-	-	-	-	-	-
PRIVATE TRUCK. . . . .	16	10	38	31	-	-	-	-	-	-
AIR. . . . .	4	(Z)	104	1	2	(Z)	(Z)	(Z)	-	-
WATER. . . . .	-	-	-	-	-	-	2	(Z)	-	-
PARCEL DELIVERY. . . . .	2	(Z)	25	1	1	(Z)	-	-	38	3
OTHER AND UNKNOWN. . . . .	-	-	11	(Z)	-	-	1	(Z)	291	275
NEW MEXICO . . . . .	6	2	55	121	2	(Z)	14	(Z)	38	23
RAIL . . . . .	-	-	1	87	-	-	-	-	-	-
MOTOR CARRIER. . . . .	3	(Z)	50	16	(Z)	(Z)	-	-	-	-
ICC. . . . .	3	(Z)	50	16	(Z)	(Z)	-	-	-	-
PRIVATE TRUCK. . . . .	(Z)	2	2	18	-	-	-	-	-	-
AIR. . . . .	-	-	(Z)	(Z)	2	(Z)	(Z)	(Z)	-	-
WATER. . . . .	-	-	-	-	-	-	13	(Z)	-	-
PIPELINE . . . . .	-	-	-	-	-	-	-	-	-	-
PARCEL DELIVERY. . . . .	3	(Z)	3	(Z)	-	-	1	(Z)	-	-
OTHER AND UNKNOWN. . . . .	-	-	-	-	-	-	-	-	38	23
ARIZONA . . . . .	25	11	1 015	1 051	1	1	1	1	181	376
RAIL . . . . .	-	-	171	514	-	-	-	-	-	-
MOTOR CARRIER. . . . .	5	1	710	370	1	(Z)	(Z)	(Z)	-	-
ICC. . . . .	5	1	709	369	1	(Z)	(Z)	(Z)	-	-
NON-ICC. . . . .	-	-	1	1	-	-	-	-	-	-
PRIVATE TRUCK. . . . .	13	9	77	165	-	-	(Z)	(Z)	3	(Z)
AIR. . . . .	6	(Z)	26	1	-	-	(Z)	(Z)	-	-
WATER. . . . .	-	-	-	-	(Z)	(Z)	(Z)	(Z)	-	-
PARCEL DELIVERY. . . . .	(Z)	(Z)	28	(Z)	-	-	-	-	-	-
OTHER AND UNKNOWN. . . . .	-	-	1	(Z)	-	-	-	-	177	376
UTAH . . . . .	53	192	1 048	3 172	2	(Z)	5	1	173	529
RAIL . . . . .	18	94	446	2 559	-	-	-	-	-	-
MOTOR CARRIER. . . . .	21	90	408	454	-	-	-	-	-	-
ICC. . . . .	21	90	408	454	-	-	-	-	-	-
NON-ICC. . . . .	-	-	-	-	-	-	-	-	-	-
PRIVATE TRUCK. . . . .	13	8	119	156	1	(Z)	-	-	4	2
AIR. . . . .	1	(Z)	49	2	1	(Z)	-	-	-	-
WATER. . . . .	-	-	-	-	-	-	5	1	-	-
PARCEL DELIVERY. . . . .	(Z)	(Z)	24	1	(Z)	(Z)	(Z)	(Z)	-	-
OTHER AND UNKNOWN. . . . .	-	-	1	(Z)	-	-	-	-	169	527
NEVADA . . . . .	85	1 074	309	1 923	4	4	-	-	20	82
RAIL . . . . .	44	582	55	718	-	-	-	-	-	-
MOTOR CARRIER. . . . .	16	260	96	796	-	-	-	-	-	-
ICC. . . . .	16	260	96	796	-	-	-	-	-	-
PRIVATE TRUCK. . . . .	25	232	129	409	4	4	-	-	4	79
AIR. . . . .	-	-	14	(Z)	(Z)	(Z)	-	-	-	-
PIPELINE . . . . .	-	-	-	-	-	-	-	-	-	-
PARCEL DELIVERY. . . . .	(Z)	(Z)	14	(Z)	-	-	-	-	-	-
OTHER AND UNKNOWN. . . . .	-	-	-	-	-	-	-	-	15	4
PACIFIC										
WASHINGTON . . . . .	2 174	8 618	2 690	8 019	169	642	378	2 875	3 280	6 776
RAIL . . . . .	217	876	929	3 172	36	192	2	12	1	(Z)
MOTOR CARRIER. . . . .	504	861	1 011	1 050	12	5	7	12	384	147
ICC. . . . .	502	857	981	1 030	12	5	7	12	384	147
NON-ICC. . . . .	2	5	30	20	-	-	-	-	-	-
PRIVATE TRUCK. . . . .	691	1 013	438	1 035	15	10	(Z)	3	(Z)	11
AIR. . . . .	4	(Z)	68	5	10	5	1	(Z)	-	-
WATER. . . . .	195	610	120	1 569	94	430	366	2 848	-	-
PIPELINE . . . . .	535	5 257	83	1 187	-	-	-	-	-	-
PARCEL DELIVERY. . . . .	27	1	35	1	3	(Z)	2	(Z)	-	-
OTHER AND UNKNOWN. . . . .	-	-	6	(Z)	(Z)	(Z)	(Z)	(Z)	2 895	6 618
OREGON . . . . .	5 005	51 874	2 432	12 168	13	30	21	66	875	14 211
RAIL . . . . .	368	3 144	1 148	4 511	2	9	-	-	3	15
MOTOR CARRIER. . . . .	858	5 091	719	1 030	6	14	16	7	6	34
ICC. . . . .	724	4 462	712	1 016	6	14	8	5	6	34
NON-ICC. . . . .	133	629	7	14	-	-	8	2	-	-
PRIVATE TRUCK. . . . .	3 183	36 876	404	5 444	1	1	(Z)	(Z)	-	-
AIR. . . . .	38	(Z)	25	5	1	1	(Z)	(Z)	-	-
WATER. . . . .	280	5 006	99	1 175	1	5	4	59	-	-
PIPELINE . . . . .	-	-	-	-	-	-	-	-	-	-
PARCEL DELIVERY. . . . .	46	8	36	3	1	1	(Z)	(Z)	14	(Z)
OTHER AND UNKNOWN. . . . .	232	1 749	1	(Z)	-	-	-	-	852	14 162
CALIFORNIA . . . . .	2 134	5 252	66 770	267 258	129	219	421	1 183	5 708	12 993
RAIL . . . . .	614	1 302	1 701	5 559	20	30	(Z)	(Z)	-	-
MOTOR CARRIER. . . . .	1 097	2 344	22 546	61 855	28	5	3	4	303	2 526
ICC. . . . .	1 028	962	17 098	34 206	28	5	3	4	295	2 409
NON-ICC. . . . .	69	1 382	5 448	27 649	-	-	-	-	8	117
PRIVATE TRUCK. . . . .	190	462	28 004	119 453	4	2	-	-	163	1 061
AIR. . . . .	29	3	1 606	39	34	1	39	15	42	4
WATER. . . . .	125	1 134	1 967	10 924	18	179	349	1 162	1	4
PIPELINE . . . . .	-	-	7 309	68 556	-	-	-	-	-	-
PARCEL DELIVERY. . . . .	73	3	1 953	110	21	1	10	(Z)	462	27
OTHER AND UNKNOWN. . . . .	7	4	1 684	762	4	(Z)	19	2	4 737	9 372
ALASKA . . . . .	-	-	-	-	438	15 971	-	-	-	-



TABLE 1. SHIPMENTS BY MANUFACTURING ESTABLISHMENTS--ORIGIN AND MEANS OF TRANSPORT BY DESTINATION: 1977

ORIGIN AND MEANS OF TRANSPORT	ALL SHIPMENTS						VALUE (MILLION DOLLARS) AND TONS (THOUSANDS) OF SHIPMENTS BY DESTINATION					
	VALUE (MILLION DOLLARS) (A)	TONS (THOUSANDS) (B)	TON-MILES (MILLIONS) (C)	STANDARD ERROR (PERCENT) FOR COLUMNS--			TOTAL		NEW ENGLAND		NEW HAMPSHIRE	
				A	B	C	VALUE	TONS	VALUE	TONS	VALUE	TONS
RAIL . . . . .	22	61	155	-	-	-	-	-	-	-	-	-
MOTOR CARRIER . . . . .	120	72	100	100	100	100	-	-	-	-	-	-
ICC . . . . .	119	72	99	100	100	100	-	-	-	-	-	-
NON-ICC . . . . .	(Z)	(Z)	(Z)	100	100	100	-	-	-	-	-	-
PRIVATE TRUCK . . . . .	219	15 477	772	100	100	100	-	-	-	-	-	-
AIR . . . . .	1	(Z)	(Z)	100	100	100	-	-	-	-	-	-
WATER . . . . .	553	189	198	41	42	41	-	-	-	-	-	-
OTHER AND UNKNOWN . . . . .	174	472	2	-	-	-	-	-	-	-	-	-
HAWAII . . . . .	1 943	14 416	10 397	36	50	36	1	1	-	-	-	-
RAIL . . . . .	3	7	29	44	44	44	(Z)	1	-	-	-	-
MOTOR CARRIER . . . . .	326	1 452	2 493	32	33	39	-	-	-	-	-	-
ICC . . . . .	198	876	1 224	44	46	60	-	-	-	-	-	-
NON-ICC . . . . .	129	577	1 269	57	56	56	-	-	-	-	-	-
PRIVATE TRUCK . . . . .	271	2 566	69	32	26	64	-	-	-	-	-	-
AIR . . . . .	41	3	1	89	77	84	-	-	-	-	-	-
WATER . . . . .	703	3 368	7 760	26	55	48	1	(Z)	-	-	-	-
PIPELINE . . . . .	534	5 508	43	100	100	100	-	-	-	-	-	-
PARCEL DELIVERY . . . . .	9	1	2	75	69	88	-	-	-	-	-	-
OTHER AND UNKNOWN . . . . .	56	1 510	-	33	1	-	-	-	-	-	-	-

























TABLE 1. SHIPMENTS BY MANUFACTURING ESTABLISHMENTS--ORIGIN AND MEANS OF TRANSPORT BY DESTINATION: 1977--CON.

VALUE (MILLION DOLLARS) AND TONS (THOUSANDS) OF SHIPMENTS BY DESTINATION--CON.

ORIGIN AND MEANS OF TRANSPORT	PACIFIC--CON.									
	OREGON		CALIFORNIA		ALASKA		HAWAII		UNKNOWN	
	VALUE	TONS	VALUE	TONS	VALUE	TONS	VALUE	TONS	VALUE	TONS
RAIL . . . . .	-	-	-	-	-	-	-	-	-	-
MOTOR CARRIER . . . . .	-	-	-	-	(Z)	(Z)	-	-	-	-
ICC . . . . .	-	-	-	-	(Z)	(Z)	-	-	-	-
NON-ICC . . . . .	-	-	-	-	-	-	-	-	-	-
PRIVATE TRUCK . . . . .	-	-	-	-	219	15 477	-	-	-	-
AIR . . . . .	-	-	-	-	1	(Z)	-	-	-	-
WATER . . . . .	-	-	-	-	44	22	-	-	-	-
OTHER AND UNKNOWN . . . . .	-	-	-	-	174	472	-	-	-	-
HAWAII . . . . .	34	26	542	2 788	(Z)	(Z)	1 051	9 005	57	1 510
RAIL . . . . .	-	-	-	-	-	-	-	-	-	-
MOTOR CARRIER . . . . .	-	-	218	1 006	-	-	107	443	-	-
ICC . . . . .	-	-	100	478	-	-	97	393	-	-
NON-ICC . . . . .	-	-	119	527	-	-	10	49	-	-
PRIVATE TRUCK . . . . .	-	-	(Z)	14	-	-	269	2 549	-	-
AIR . . . . .	2	(Z)	(Z)	(Z)	-	-	37	3	1	(Z)
WATER . . . . .	32	26	322	1 767	(Z)	(Z)	98	501	-	-
PIPELINE . . . . .	-	-	-	-	-	-	534	5 508	-	-
PARCEL DELIVERY . . . . .	-	-	1	(Z)	(Z)	(Z)	5	(Z)	-	-
OTHER AND UNKNOWN . . . . .	-	-	-	-	-	-	-	-	56	1 510

TABLE 2. SHIPMENTS BY MANUFACTURING ESTABLISHMENTS--COMMODITIES AND MEANS OF TRANSPORT BY DESTINATION: 1977

TCC CODE	COMMODITY AND MEANS OF TRANSPORT	ALL SHIPMENTS						TONS (THOUSANDS) AND TON-MILES (MILLIONS) BY DIVISION OF DESTINATION			
		VALUE (MILLION DOLLARS) (A)	TONS (THOU- SANDS) (B)	TON- MILES (MIL- LIONS) (C)	STANDARD ERROR (PERCENT) FOR COLUMNS--			NEW ENGLAND		MIDDLE ATLANTIC	
					(A)	(B)	(C)	TONS	TON- MILES	TONS	TON- MILES
	ALL COMMODITIES . . . . .	1 343 174	3 311 992	758 984	1	3	3	95 208	33 750	370 875	102 649
	RAIL . . . . .	229 241	548 099	270 446	2	4	4	14 436	10 405	57 293	32 284
	MOTOR CARRIER . . . . .	569 534	691 170	183 322	2	5	3	30 949	7 881	94 684	24 658
	MOTOR CARRIER, ICC . . . . .	541 024	586 675	171 555	2	4	4	21 846	7 133	86 904	23 034
	MOTOR CARRIER, NON=ICC . . . . .	28 510	104 496	11 767	7	20	10	9 102	749	7 780	1 625
	PRIVATE TRUCK . . . . .	316 423	1 200 304	95 120	2	5	7	33 246	2 335	146 575	10 615
	AIR . . . . .	30 583	1 429	1 405	5	7	6	88	79	179	160
	WATER . . . . .	34 818	292 817	135 638	6	8	17	16 190	12 945	36 677	28 013
	PIPELINE . . . . .	50 374	464 817	69 303	12	13	21	-	-	33 859	6 505
	PARCEL DELIVERY . . . . .	41 853	2 615	1 497	5	15	5	140	62	431	153
	OTHER AND UNKNOWN . . . . .	70 348	110 740	2 253	5	7	10	161	42	1 176	262
20	FOOD AND KINDRED PRODUCTS . . . . .	191 673	426 587	128 129	3	3	4	13 805	6 106	61 025	20 235
	RAIL . . . . .	31 191	97 130	57 876	3	4	6	3 165	3 098	11 719	9 868
	MOTOR CARRIER . . . . .	74 961	104 690	42 993	7	8	10	4 542	2 236	15 618	6 787
	MOTOR CARRIER, ICC . . . . .	69 099	88 819	38 236	7	9	11	3 900	1 956	14 459	5 915
	MOTOR CARRIER, NON=ICC . . . . .	5 862	15 870	4 757	13	25	14	641	280	1 159	872
	PRIVATE TRUCK . . . . .	77 925	208 646	19 865	4	7	7	6 036	688	32 861	2 443
	AIR . . . . .	131	97	82	24	35	25	(Z)	1	2	3
	WATER . . . . .	2 342	6 449	7 192	11	10	16	59	78	713	1 123
	PIPELINE . . . . .	-	-	-	48	65	78	-	-	-	-
	PARCEL DELIVERY . . . . .	133	29	13	51	46	44	(Z)	(Z)	1	(Z)
	OTHER AND UNKNOWN . . . . .	4 989	9 548	109	11	14	26	2	5	111	12
201	MEAT: FRESH, CHILLED, FROZEN . . . . .	48 062	42 728	18 145	13	12	16	2 747	1 244	6 000	3 588
	RAIL . . . . .	1 255	2 288	1 322	18	30	22	48	43	154	199
	MOTOR CARRIER . . . . .	27 416	21 910	13 192	18	15	17	2 284	999	3 743	2 966
	MOTOR CARRIER, ICC . . . . .	25 387	18 681	12 143	19	17	17	1 128	922	3 334	2 762
	MOTOR CARRIER, NON=ICC . . . . .	2 030	3 229	1 049	20	23	23	1 156	77	410	204
	PRIVATE TRUCK . . . . .	18 456	17 032	3 539	11	11	32	370	200	1 990	414
	AIR . . . . .	23	14	26	48	46	47	-	-	1	2
	WATER . . . . .	77	163	55	42	52	44	46	3	6	5
	PIPELINE . . . . .	-	-	-	51	48	48	-	-	-	-
	PARCEL DELIVERY . . . . .	3	1	(Z)	96	95	78	-	-	(Z)	(Z)
	OTHER AND UNKNOWN . . . . .	832	1 319	11	22	29	67	(Z)	(Z)	105	2
2011	MEAT, FRESH AND CHILLED . . . . .	21 715	16 753	9 299	16	16	22	730	868	2 807	2 188
	RAIL . . . . .	141	320	275	29	30	32	-	-	60	87
	MOTOR CARRIER . . . . .	13 712	9 993	7 378	19	20	21	659	750	1 845	2 020
	MOTOR CARRIER, ICC . . . . .	13 657	9 916	7 337	19	20	21	659	750	1 845	2 020
	MOTOR CARRIER, NON=ICC . . . . .	55	77	41	38	37	48	-	-	(Z)	(Z)
	PRIVATE TRUCK . . . . .	7 697	6 194	1 598	20	22	65	72	118	901	80
	AIR . . . . .	20	9	16	52	55	52	-	-	1	2
	WATER . . . . .	1	9	23	87	96	98	-	-	-	-
	OTHER AND UNKNOWN . . . . .	144	227	10	74	55	97	-	-	-	-
20111	CARCASSES (WHOLE, PARTS), FRESH . . . . .	9 480	8 392	4 766	24	25	36	257	351	1 714	1 199
	RAIL . . . . .	95	296	245	32	31	34	-	-	43	66
	MOTOR CARRIER . . . . .	5 510	4 466	3 216	25	25	29	188	233	886	1 061
	MOTOR CARRIER, ICC . . . . .	5 472	4 407	3 187	25	25	29	188	233	886	1 061
	MOTOR CARRIER, NON=ICC . . . . .	38	59	28	58	49	61	-	-	-	-
	PRIVATE TRUCK . . . . .	3 837	3 461	1 303	35	37	80	69	118	784	69
	AIR . . . . .	3	1	2	100	100	100	-	-	1	2
	OTHER AND UNKNOWN . . . . .	36	168	1	79	67	86	-	-	-	-
20119	MEAT, FRESH AND CHILLED, NEC . . . . .	12 235	8 360	4 532	21	22	23	473	517	1 093	989
	RAIL . . . . .	45	25	30	82	75	74	-	-	17	20
	MOTOR CARRIER . . . . .	8 202	5 527	4 162	22	23	24	471	516	959	959
	MOTOR CARRIER, ICC . . . . .	8 186	5 509	4 149	22	23	24	471	516	959	958
	MOTOR CARRIER, NON=ICC . . . . .	16	17	13	44	50	88	-	-	(Z)	(Z)
	PRIVATE TRUCK . . . . .	3 860	2 733	294	27	30	31	3	(Z)	116	11
	AIR . . . . .	17	7	14	52	55	51	-	-	(Z)	(Z)
	WATER . . . . .	1	9	23	87	96	98	-	-	-	-
	OTHER AND UNKNOWN . . . . .	108	59	9	100	100	100	-	-	-	-
2012	MEAT, FRESH-FROZEN . . . . .	1 586	1 253	792	22	22	25	44	59	122	106
	RAIL . . . . .	1	1	1	100	100	100	-	-	-	-
	MOTOR CARRIER . . . . .	825	787	577	31	31	32	18	20	55	50
	MOTOR CARRIER, ICC . . . . .	816	777	574	31	31	32	18	20	54	50
	MOTOR CARRIER, NON=ICC . . . . .	9	9	3	86	90	86	-	-	1	(Z)
	PRIVATE TRUCK . . . . .	739	453	203	17	17	15	26	39	67	56
	WATER . . . . .	22	13	12	100	100	100	-	-	-	-
20121	CARCASSES (WHOLE, PARTS), FRESH-FROZEN . . . . .	89	57	8	20	20	51	2	(Z)	14	3
	MOTOR CARRIER . . . . .	12	8	3	89	90	98	-	-	2	1
	MOTOR CARRIER, ICC . . . . .	10	8	3	95	95	99	-	-	1	1
	MOTOR CARRIER, NON=ICC . . . . .	1	1	(Z)	79	79	94	-	-	1	(Z)
	PRIVATE TRUCK . . . . .	78	49	5	17	14	15	2	(Z)	12	2
20129	MEAT, FRESH-FROZEN, NEC . . . . .	1 497	1 195	784	22	23	25	42	58	108	104
	RAIL . . . . .	1	1	1	100	100	100	-	-	-	-
	MOTOR CARRIER . . . . .	813	778	574	32	31	33	18	20	53	49
	MOTOR CARRIER, ICC . . . . .	806	770	571	32	31	33	18	20	53	49
	MOTOR CARRIER, NON=ICC . . . . .	8	9	3	97	97	87	-	-	-	-
	PRIVATE TRUCK . . . . .	661	404	198	19	19	16	24	38	55	55
	WATER . . . . .	22	13	12	100	100	100	-	-	-	-
2013	MEAT PRODUCTS . . . . .	15 182	8 847	2 860	23	19	27	207	151	934	424
	RAIL . . . . .	716	658	335	16	29	14	19	19	6	4
	MOTOR CARRIER . . . . .	7 055	3 467	1 895	38	36	37	159	120	632	335
	MOTOR CARRIER, ICC . . . . .	6 875	3 362	1 865	38	37	37	159	120	596	323
	MOTOR CARRIER, NON=ICC . . . . .	180	105	30	51	77	85	-	-	37	12
	PRIVATE TRUCK . . . . .	7 229	4 573	614	16	18	16	28	12	295	85
	AIR . . . . .	(Z)	(Z)	(Z)	62	62	73	-	-	(Z)	(Z)
	WATER . . . . .	20	11	15	79	69	72	-	-	-	-
	PARCEL DELIVERY . . . . .	3	1	(Z)	99	99	97	-	-	-	-
	OTHER AND UNKNOWN . . . . .	158	137	(Z)	35	33	74	(Z)	(Z)	-	-



TONS (THOUSANDS) AND TON-MILES (MILLIONS) BY DIVISION OF DESTINATION--CON.

EAST NORTH CENTRAL		WEST NORTH CENTRAL		SOUTH ATLANTIC		EAST SOUTH CENTRAL		WEST SOUTH CENTRAL		MOUNTAIN		PACIFIC		DESTI-NATION UNKNOWN	TCC CODE AND MOT
TONS	TON-MILES	TONS	TON-MILES	TONS	TON-MILES	TONS	TON-MILES	TONS	TON-MILES	TONS	TON-MILES	TONS	TON-MILES	TONS	
631 968	128 269	245 712	66 679	428 983	119 601	197 947	45 547	578 934	90 854	140 784	31 758	519 527	139 877	102 053	ALL
119 184	49 137	44 103	24 645	98 747	41 245	49 642	20 137	80 608	32 530	18 736	12 224	64 837	47 839	514	RAIL
187 126	36 289	52 328	16 305	88 695	23 713	42 456	10 463	66 881	20 051	23 744	10 898	99 001	33 063	5 306	M.C.C.
164 425	34 823	48 793	15 736	74 272	22 436	40 945	10 158	59 499	19 053	20 931	10 409	63 876	28 775	5 184	ICC
22 702	1 466	3 536	569	14 424	1 277	1 511	305	7 381	998	2 814	489	35 125	4 288	122	N-ICC
200 500	15 087	103 316	8 976	175 219	13 859	63 243	6 429	175 369	15 902	79 843	6 140	217 004	15 776	5 990	P.T.
310	223	113	90	156	128	71	25	143	112	68	90	296	498	5	AIR
25 849	9 923	5 823	2 963	49 266	35 335	31 706	5 606	83 205	12 034	-	-	44 008	28 818	93	WATER
7 047	17 246	39 164	13 464	14 121	4 763	9 673	2 717	169 864	9 656	16 259	2 209	85 520	12 742	913	PIPE
516	213	238	129	329	192	148	78	220	203	103	107	293	360	197	P.D.
3 039	151	626	105	2 451	364	1 009	92	2 645	365	2 030	91	8 569	780	89 035	OT-UK
82 584	20 121	43 900	10 306	70 662	19 083	25 889	6 136	49 189	13 678	16 193	5 225	52 364	27 239	10 976	20
20 836	10 106	10 759	4 350	15 913	9 014	8 490	3 451	13 230	5 659	3 183	2 304	9 769	10 026	66	RAIL
25 951	6 202	11 110	3 625	13 638	6 498	3 257	1 481	8 909	3 949	2 960	1 774	17 804	10 439	901	M.C.C.
18 904	5 669	10 336	3 401	12 416	5 931	2 995	1 380	7 160	3 678	2 720	1 642	15 029	8 665	901	ICC
34 796	3 128	21 465	2 168	40 646	3 452	13 948	1 100	23 854	2 244	10 034	1 133	23 133	3 510	1 872	P.T.
675	664	171	135	193	100	102	98	2 975	1 786	-	-	1 529	3 208	-	AIR
7	3	5	1	1	1	(Z)	(Z)	4	5	1	1	9	1	(Z)	PIPE
316	10	384	19	269	14	53	4	213	31	4	3	90	12	8 106	OT-UK
9 015	2 424	4 482	1 298	5 724	2 633	2 039	734	3 899	1 520	1 823	560	5 988	4 144	1 011	201
724	210	261	57	265	185	234	160	442	267	3	2	158	197	-	RAIL
4 395	1 785	2 702	905	2 739	2 006	862	469	1 931	1 026	482	346	2 765	2 689	6	M.C.C.
3 745	1 481	2 369	807	2 466	1 901	834	458	1 785	971	418	283	2 598	2 558	6	ICC
651	304	333	98	274	104	27	12	147	55	64	64	167	131	-	N-ICC
3 837	427	1 363	327	2 695	441	900	104	1 502	216	1 339	211	3 036	1 199	(Z)	P.T.
(Z)	(Z)	-	-	(Z)	(Z)	(Z)	(Z)	2	1	-	-	11	23	-	AIR
55	2	-	-	(Z)	(Z)	1	(Z)	10	9	-	-	18	36	-	WATER
1	(Z)	(Z)	(Z)	(Z)	(Z)	-	-	(Z)	(Z)	(Z)	(Z)	(Z)	(Z)	-	PIPE
3	(Z)	155	9	24	(Z)	43	(Z)	11	(Z)	-	-	(Z)	(Z)	977	OT-UK
3 464	1 055	2 052	614	2 033	1 491	781	317	1 284	644	1 016	148	2 571	1 972	14	2011
55	44	69	37	60	62	-	-	69	36	-	-	7	9	-	RAIL
1 924	900	1 290	419	1 265	1 257	426	291	1 138	596	253	131	1 193	1 013	-	M.C.C.
1 924	900	1 260	397	1 254	1 245	426	291	1 103	589	253	131	1 193	1 013	-	ICC
-	-	30	22	11	12	-	-	36	7	-	-	-	-	-	N-ICC
1 482	111	528	148	708	172	311	26	77	12	763	18	1 354	913	-	P.T.
(Z)	(Z)	-	-	-	-	-	-	-	-	-	-	7	14	-	AIR
-	-	-	-	-	-	-	-	-	-	-	-	9	23	-	WATER
3	(Z)	165	10	-	-	45	(Z)	-	-	-	-	-	-	14	OT-UK
1 046	458	1 512	451	597	436	223	62	647	309	740	35	1 642	1 466	14	20111
55	44	69	37	60	62	-	-	69	36	-	-	-	-	-	RAIL
760	381	817	270	381	346	70	53	516	264	75	30	772	577	-	M.C.C.
760	381	791	249	381	346	70	53	483	258	75	30	772	577	-	ICC
-	-	26	21	-	-	-	-	33	-	-	-	-	-	-	N-ICC
227	32	475	143	156	29	153	10	63	9	665	5	869	889	-	P.T.
-	-	-	-	-	-	-	-	-	-	-	-	-	-	-	AIR
3	(Z)	151	1	-	-	-	-	-	-	-	-	-	-	14	OT-UK
2 418	598	540	163	1 436	1 055	558	255	637	335	276	113	930	506	-	20119
-	-	-	-	-	-	-	-	(Z)	(Z)	-	-	7	9	-	RAIL
1 163	519	473	149	884	912	355	239	622	332	178	101	421	436	-	M.C.C.
1 163	519	469	149	873	900	355	239	620	331	178	101	421	436	-	ICC
-	-	4	(Z)	11	12	-	-	2	(Z)	-	-	-	-	-	N-ICC
1 254	79	53	6	552	144	158	16	14	4	98	12	485	24	-	P.T.
(Z)	(Z)	-	-	-	-	-	-	-	-	-	-	9	14	-	AIR
-	-	-	-	-	-	-	-	-	-	-	-	7	23	-	WATER
-	-	15	9	-	-	45	(Z)	-	-	-	-	-	-	-	OT-UK
298	92	135	43	211	149	61	39	167	57	22	4	189	245	4	2012
-	-	-	-	-	-	-	-	-	-	-	-	1	1	-	RAIL
223	76	106	33	108	106	40	36	66	37	1	1	167	219	4	M.C.C.
222	76	106	33	108	106	40	36	58	35	1	1	167	218	4	ICC
(Z)	(Z)	-	-	-	-	-	-	8	2	-	-	1	1	-	N-ICC
75	16	29	10	104	43	21	3	88	8	21	3	21	25	-	P.T.
-	-	-	-	-	-	-	-	13	12	-	-	-	-	-	WATER
24	1	-	-	9	2	6	1	-	-	-	-	-	-	1	20121
2	(Z)	-	-	1	1	1	(Z)	-	-	-	-	-	-	1	M.C.C.
(Z)	(Z)	-	-	1	1	1	(Z)	-	-	-	-	-	-	1	ICC
22	1	-	-	8	1	5	1	-	-	-	-	-	-	-	N-ICC
-	-	-	-	-	-	-	-	-	-	-	-	-	-	-	P.T.
274	90	135	43	202	146	54	38	167	57	22	4	189	245	2	20129
-	-	-	-	-	-	-	-	-	-	-	-	1	1	-	RAIL
220	76	106	33	106	105	39	35	66	37	1	1	167	219	2	M.C.C.
220	76	106	33	106	105	39	35	58	35	1	1	167	218	2	ICC
-	-	-	-	-	-	-	-	8	2	-	-	1	1	-	N-ICC
54	15	29	10	96	42	16	2	88	8	21	3	21	25	-	P.T.
-	-	-	-	-	-	-	-	13	12	-	-	-	-	-	WATER
1 821	312	718	152	1 660	557	390	122	1 322	421	342	156	1 332	565	122	2013
215	33	10	2	151	96	36	22	166	88	3	2	51	70	-	RAIL
554	154	457	103	701	371	202	86	342	256	89	72	330	398	(Z)	M.C.C.
532	147	414	93	700	371	202	86	340	256	89	72	330	397	(Z)	ICC
22	7	44	10	(Z)	(Z)	-	-	2	1	(Z)	(Z)	(Z)	(Z)	-	N-ICC
1 051	125	251	47	808	90	152	14	798	76	250	82	940	83	(Z)	P.T.
(Z)	(Z)	-	-	(Z)	(Z)	(Z)	(Z)	-	-	-	-	(Z)	(Z)	-	AIR
-	-	-	-	(Z)	(Z)	-	-	1	1	-	-	10	15	-	WATER
1	(Z)	(Z)	(Z)	(Z)	(Z)	-	-	(Z)	(Z)	(Z)	(Z)	-	-	-	P.D.
-	-	-	-	-	-	-	-	15	(Z)	-	-	-	-	122	OT-UK

TABLE 2. SHIPMENTS BY MANUFACTURING ESTABLISHMENTS--COMMODITIES AND MEANS OF TRANSPORT BY DESTINATION: 1977--CON.

TCC CDDE	COMMODITY AND MEANS OF TRANSPORT	VALUE (MILLION DOLLARS) (A)	TDNS (THOUSANDS) (B)	TDN- MILES (MILLI- LIONS) (C)	STANDARD ERROR (PERCENT) FOR COLUMNS--			TDNS (THOUSANDS) AND TON-MILES (MILLIONS) BY DIVISION OF DESTINATION			
					(A)	(B)	(C)	NEW ENGLAND		MIDDLE ATLANTIC	
								TDNS	TON- MILES	TDNS	TON- MILES
20131	LARD . . . . .	460	821	181	34	32	24	20	16	25	22
	RAIL . . . . .	94	218	62	57	56	42	-	-	-	-
	MOTOR CARRIER . . . . .	147	241	99	60	48	31	17	16	23	22
	MOTOR CARRIER, ICC . . . . .	134	198	89	64	54	34	17	16	23	22
	MOTOR CARRIER, NON-ICC . . . . .	13	44	10	100	100	100	-	-	-	-
	PRIVATE TRUCK . . . . .	173	278	19	36	47	57	4	(Z)	2	(Z)
	OTHER AND UNKNOWN . . . . .	47	83	-	41	41	-	-	-	-	-
20132	MEATS AND SAUSAGE: COKKED, CURED, DRIED . . . . .	11 308	5 893	1 878	27	24	39	113	71	650	277
	RAIL . . . . .	30	10	13	100	100	100	-	-	-	-
	MOTOR CARRIER . . . . .	4 986	2 131	1 178	45	46	48	90	62	379	196
	MOTOR CARRIER, ICC . . . . .	4 876	2 093	1 166	45	46	48	90	62	342	184
	MOTOR CARRIER, NON-ICC . . . . .	111	38	12	71	60	86	-	-	37	12
	PRIVATE TRUCK . . . . .	6 236	3 725	471	16	19	20	23	9	271	BD
	AIR . . . . .	(Z)	(Z)	(Z)	84	82	87	-	-	(Z)	(Z)
	WATER . . . . .	20	11	15	90	90	92	-	-	-	-
	PARCEL DELIVERY . . . . .	3	1	(Z)	99	99	97	-	-	-	-
	OTHER AND UNKNOWN . . . . .	33	15	(Z)	97	99	74	(Z)	(Z)	-	-
20133	SAUSAGE, FRESH . . . . .	1 292	741	187	35	34	42	25	10	117	31
	RAIL . . . . .	594	321	129	55	56	47	25	10	106	31
	MOTOR CARRIER . . . . .	573	309	122	56	57	47	25	10	106	31
	MOTOR CARRIER, ICC . . . . .	21	12	7	100	100	100	-	-	-	-
	MOTOR CARRIER, NON-ICC . . . . .	644	393	58	36	34	72	1	(Z)	11	(Z)
	PRIVATE TRUCK . . . . .	(Z)	(Z)	(Z)	99	99	100	-	-	-	-
	AIR . . . . .	(Z)	(Z)	(Z)	100	100	100	-	-	-	-
	WATER . . . . .	(Z)	(Z)	(Z)	100	100	100	-	-	-	-
	OTHER AND UNKNOWN . . . . .	54	27	-	8	-	-	-	-	-	-
20134	CANNED MEAT . . . . .	1 912	979	609	17	19	18	34	34	125	74
	RAIL . . . . .	564	363	229	12	14	14	19	19	6	4
	MOTOR CARRIER . . . . .	1 227	551	359	23	28	26	15	16	117	68
	MOTOR CARRIER, ICC . . . . .	1 191	539	358	24	29	26	15	16	117	68
	MOTOR CARRIER, NON-ICC . . . . .	36	11	1	89	82	65	-	-	-	-
	PRIVATE TRUCK . . . . .	98	54	21	18	16	20	-	-	2	2
	WATER . . . . .	(Z)	(Z)	(Z)	100	100	100	-	-	-	-
	PARCEL DELIVERY . . . . .	(Z)	(Z)	(Z)	41	40	40	-	-	-	-
	OTHER AND UNKNOWN . . . . .	24	12	-	34	34	-	-	-	-	-
20139	MEAT PRODUCTS, NEC . . . . .	209	414	205	22	34	14	14	20	17	21
	RAIL . . . . .	29	67	31	44	41	53	-	-	-	-
	MOTOR CARRIER . . . . .	101	223	130	35	64	20	13	17	8	18
	MOTOR CARRIER, ICC . . . . .	101	223	130	35	64	20	13	17	8	18
	MOTOR CARRIER, NON-ICC . . . . .	79	124	44	33	21	19	1	3	9	3
	PRIVATE TRUCK . . . . .	-	-	-	100	100	100	-	-	-	-
	WATER . . . . .	-	-	-	100	100	100	-	-	-	-
2014	ANIMAL BYPRODUCTS, INEDIBLE . . . . .	2 767	9 067	1 835	12	14	16	1 340	81	879	301
	RAIL . . . . .	408	1 379	752	31	39	27	28	23	87	112
	MOTOR CARRIER . . . . .	816	2 898	578	23	25	24	1 175	48	128	56
	MOTOR CARRIER, ICC . . . . .	503	1 335	492	26	24	28	7	1	126	56
	MOTOR CARRIER, NON-ICC . . . . .	314	1 563	86	53	59	46	1 167	47	2	(Z)
	PRIVATE TRUCK . . . . .	1 020	3 680	490	16	17	24	90	6	552	125
	AIR . . . . .	1	2	2	100	100	100	-	-	-	-
	WATER . . . . .	42	139	10	65	61	60	47	3	7	5
	PIPELINE . . . . .	-	-	-	51	48	48	-	-	-	-
	PARCEL DELIVERY . . . . .	(Z)	(Z)	(Z)	98	95	98	-	-	(Z)	(Z)
	OTHER AND UNKNOWN . . . . .	480	969	2	28	35	100	-	-	105	2
20141	HIDES, PELTS, AND SKINS, NOT TANNED . . . . .	645	972	255	22	20	32	16	1	36	49
	RAIL . . . . .	55	65	46	51	48	41	-	-	-	-
	MOTOR CARRIER . . . . .	168	227	107	57	49	40	(Z)	(Z)	26	40
	MOTOR CARRIER, ICC . . . . .	168	227	107	57	49	40	(Z)	(Z)	26	40
	MOTOR CARRIER, NON-ICC . . . . .	155	277	100	48	48	58	16	1	9	9
	PRIVATE TRUCK . . . . .	1	2	2	100	100	100	-	-	-	-
	AIR . . . . .	15	31	-	100	100	-	-	-	-	-
	WATER . . . . .	251	370	-	36	36	-	-	-	-	-
	OTHER AND UNKNOWN . . . . .	-	-	-	-	-	-	-	-	-	-
20143	GREASE AND INEDIBLE TALLOW . . . . .	1 117	3 949	737	21	24	25	1 291	61	440	163
	RAIL . . . . .	123	389	273	47	45	42	15	6	50	71
	MOTOR CARRIER . . . . .	435	1 815	228	39	49	55	1 167	47	62	5
	MOTOR CARRIER, ICC . . . . .	177	497	167	35	36	64	-	-	62	5
	MOTOR CARRIER, NON-ICC . . . . .	258	1 318	61	80	88	77	1 167	47	-	-
	PRIVATE TRUCK . . . . .	404	1 249	224	23	23	19	61	5	216	80
	WATER . . . . .	26	109	10	82	73	60	47	3	7	5
	PIPELINE . . . . .	-	-	-	51	48	48	-	-	-	-
	PARCEL DELIVERY . . . . .	(Z)	(Z)	(Z)	100	100	100	-	-	-	-
	OTHER AND UNKNOWN . . . . .	128	387	2	53	52	100	-	-	105	2
20144	ANIMAL REFUSE, TANKAGE, MEAT MEAL, DRIED BLOOD, ETC. . . . .	851	3 417	774	22	27	25	33	19	263	69
	RAIL . . . . .	226	912	413	51	54	42	13	17	35	37
	MOTOR CARRIER . . . . .	196	783	226	25	24	26	7	1	40	11
	MOTOR CARRIER, ICC . . . . .	141	540	202	33	31	31	7	1	38	11
	MOTOR CARRIER, NON-ICC . . . . .	55	243	24	57	57	55	-	-	2	(Z)
	PRIVATE TRUCK . . . . .	327	1 511	135	19	20	41	13	1	189	21
	WATER . . . . .	(Z)	(Z)	(Z)	100	100	100	-	-	(Z)	(Z)
	PARCEL DELIVERY . . . . .	101	212	-	29	29	-	-	-	-	-
	OTHER AND UNKNOWN . . . . .	-	-	-	-	-	-	-	-	-	-
20149	ANIMAL BYPRODUCTS, INEDIBLE, NEC . . . . .	154	729	69	35	57	37	-	-	141	20
	RAIL . . . . .	4	12	21	51	75	72	-	-	2	5
	MOTOR CARRIER . . . . .	17	73	17	62	82	48	-	-	-	-
	MOTOR CARRIER, ICC . . . . .	16	71	17	62	82	48	-	-	-	-
	MOTOR CARRIER, NON-ICC . . . . .	(Z)	2	(Z)	85	64	35	-	-	-	-
	PRIVATE TRUCK . . . . .	134	643	31	39	55	45	-	-	139	16
	WATER . . . . .	-	(Z)	(Z)	-	100	100	-	-	(Z)	(Z)
	OTHER AND UNKNOWN . . . . .	-	-	-	-	-	-	-	-	-	-
2015	DRESSED POULTRY AND SMALL GAME: FRESH, CHILLED . . . . .	4 044	4 614	1 768	12	10	14	155	41	768	276
	RAIL . . . . .	2 110	2 387	1 218	15	13	15	71	15	475	193
	MOTOR CARRIER . . . . .	1 314	1 452	756	26	21	23	67	13	170	70

TONS (THOUSANDS) AND TON-MILES (MILLIONS) BY DIVISION OF DESTINATION--CON.

EAST NORTH CENTRAL		WEST NORTH CENTRAL		SOUTH ATLANTIC		EAST SOUTH CENTRAL		WEST SOUTH CENTRAL		MOUNTAIN		PACIFIC		DESTINATION UNKNOWN	TCC CODE AND HOT			
TONS	TON-MILES	TONS	TON-MILES	TONS	TON-MILES	TONS	TON-MILES	TONS	TON-MILES	TONS	TON-MILES	TONS	TON-MILES	TONS				
356	38	84	18	37	6	46	6	82	45	3	3	84	27	83	20131			
146	16	2	(Z)	-	-	-	-	57	30	-	-	13	17	-	RAIL			
66	10	80	18	2	3	21	3	24	16	3	3	7	10	-	M.C.			
66	10	36	8	2	3	21	3	24	16	3	3	7	10	-	ICC			
-	-	44	10	-	-	-	-	-	-	-	-	-	-	-	N-ICC			
145	12	1	(Z)	35	4	26	2	(Z)	(Z)	-	-	65	(Z)	-	P.T.			
-	-	-	-	-	-	-	-	-	-	-	-	-	-	83	OT-UK			
1	115	178	87	1	277	353	257	68	960	213	252	108	860	322	(Z) 20132			
-	-	-	-	-	-	-	-	-	-	-	-	-	10	13	-	RAIL		
261	70	183	44	575	281	153	61	216	159	58	46	217	259	-	M.C.			
260	70	183	44	575	281	153	61	215	159	58	46	217	259	-	ICC			
1	(Z)	-	-	-	-	-	-	1	(Z)	-	-	-	-	-	N-ICC			
854	108	225	43	702	73	104	7	728	53	194	62	623	36	(Z)	P.T.			
-	-	-	-	(Z)	(Z)	-	-	-	-	-	-	-	-	-	AIR			
-	-	-	-	(Z)	(Z)	-	-	1	1	-	-	10	15	-	WATER			
1	(Z)	(Z)	(Z)	(Z)	(Z)	-	-	(Z)	(Z)	-	-	-	-	-	P.O.			
-	-	-	-	-	-	-	-	15	(Z)	-	-	-	-	-	OT-UK			
96	24	5	2	122	38	24	13	68	20	28	8	227	42	27	20133			
74	22	4	2	71	33	14	12	15	9	2	1	10	9	-	M.C.			
62	15	4	2	71	33	14	12	15	9	2	1	10	9	-	ICC			
12	7	-	-	-	-	-	-	-	-	-	-	-	-	-	N-ICC			
23	2	1	(Z)	51	5	11	1	53	10	26	6	217	33	(Z)	P.T.			
(Z)	(Z)	-	-	-	-	(Z)	(Z)	-	-	-	-	(Z)	(Z)	-	AIR			
-	-	-	-	-	-	-	-	-	-	-	-	(Z)	(Z)	-	WATER			
-	-	-	-	-	-	-	-	-	-	-	-	-	-	27	OT-UK			
222	54	58	10	202	137	62	35	107	78	31	25	127	161	12	20134			
69	17	8	2	151	96	36	22	42	28	3	2	28	40	-	RAIL			
142	35	43	6	43	37	14	10	59	50	25	21	92	116	-	M.C.			
132	35	43	6	43	37	14	10	58	49	25	21	92	116	-	ICC			
10	(Z)	-	-	(Z)	(Z)	-	-	1	(Z)	(Z)	(Z)	(Z)	(Z)	-	N-ICC			
11	1	8	2	8	4	11	4	5	1	3	2	6	5	-	P.T.			
-	-	-	-	-	-	-	-	-	-	-	-	(Z)	(Z)	-	WATER			
-	-	-	-	-	-	-	-	-	-	(Z)	(Z)	-	-	-	P.O.			
-	-	-	-	-	-	-	-	-	-	-	-	-	-	12	OT-UK			
31	18	162	34	21	22	(Z)	(Z)	106	65	29	12	34	13	(Z)	20139			
-	-	-	-	-	-	-	-	67	31	-	-	-	-	-	RAIL			
13	16	147	32	9	18	-	-	27	23	2	1	4	4	(Z)	M.C.			
13	16	147	32	9	18	-	-	27	23	2	1	4	4	(Z)	ICC			
18	2	15	1	12	4	(Z)	(Z)	12	12	27	11	30	9	-	P.T.			
-	-	-	-	-	-	-	-	-	-	-	-	-	-	-	WATER			
2	142	320	1	045	270	566	76	363	179	517	247	250	55	1	078	307	887	2014
481	139	193	20	63	32	200	145	224	157	103	125	-	-	103	125	-	-	RAIL
449	97	452	159	148	20	13	17	53	20	3	1	478	162	-	M.C.			
326	81	311	144	126	17	9	15	44	20	3	1	382	158	-	ICC			
123	15	141	15	21	2	4	2	9	(Z)	-	-	96	4	-	N-ICC			
1	158	82	400	92	348	25	150	17	238	69	247	54	497	19	-	P.T.		
-	-	-	-	-	-	-	-	2	2	-	-	-	-	-	AIR			
54	2	-	-	-	-	-	-	-	-	-	-	-	-	-	WATER			
-	-	-	-	-	-	-	-	-	-	-	-	-	-	-	PIPE			
-	-	-	-	-	-	-	-	-	-	-	-	(Z)	(Z)	-	P.O.			
-	-	-	-	7	(Z)	-	-	-	-	-	-	-	-	857	OT-UK			
202	47	95	67	(Z)	(Z)	-	-	48	23	105	8	70	59	401	20141			
-	-	4	1	-	-	-	-	8	-	-	-	54	45	-	RAIL			
157	45	17	6	(Z)	(Z)	-	-	12	5	-	-	13	12	-	M.C.			
157	45	17	6	(Z)	(Z)	-	-	12	5	-	-	13	12	-	ICC			
44	3	74	61	(Z)	(Z)	-	-	26	17	105	8	3	2	-	P.T.			
-	-	-	-	-	-	-	-	2	2	-	-	-	-	-	AIR			
-	-	-	-	-	-	-	-	-	-	-	-	-	-	-	WATER			
-	-	-	-	-	-	-	-	-	-	-	-	-	-	31	WATER			
-	-	-	-	-	-	-	-	-	-	-	-	-	-	370	OT-UK			
848	171	227	113	212	17	86	26	153	112	99	35	319	39	275	20143			
183	92	-	-	-	-	18	4	123	100	-	-	-	-	-	RAIL			
171	21	106	93	79	8	9	15	17	6	-	-	204	34	-	M.C.			
68	9	106	93	79	8	9	15	17	6	-	-	157	31	-	ICC			
103	12	-	-	-	-	-	-	-	-	-	-	47	3	-	N-ICC			
439	55	121	20	127	9	58	8	13	6	99	35	115	5	-	P.T.			
54	2	-	-	-	-	-	-	-	-	-	-	-	-	-	WATER			
-	-	-	-	-	-	-	-	-	-	-	-	-	-	-	PIPE			
-	-	-	-	7	(Z)	-	-	-	-	-	-	(Z)	(Z)	-	P.O.			
-	-	-	-	-	-	-	-	-	-	-	-	-	-	275	OT-UK			
753	89	700	84	314	57	252	148	226	111	46	12	619	187	212	20144			
298	47	187	15	63	32	182	141	93	57	-	-	41	67	-	RAIL			
59	23	322	58	68	11	4	2	24	9	3	1	255	110	-	M.C.			
41	19	181	43	47	9	-	-	16	9	3	1	207	109	-	ICC			
18	4	141	15	21	2	4	2	9	(Z)	-	-	48	1	-	N-ICC			
396	19	191	11	182	13	67	4	109	45	43	11	322	10	-	P.T.			
-	-	-	-	-	-	-	-	-	-	-	-	-	-	-	P.O.			
-	-	-	-	-	-	-	-	-	-	-	-	-	-	212	OT-UK			
340	13	24	6	39	2	25	5	91	1	-	-	70	22	-	20149			
-	-	2	3	-	-	-	-	-	-	-	-	8	13	-	RAIL			
61	8	7	2	-	-	-	-	(Z)	(Z)	-	-	5	7	-	M.C.			
60	7	7	2	-	-	-	-	(Z)	(Z)	-	-	4	7	-	ICC			
2	(Z)	(Z)	(Z)	-	-	-	-	-	-	-	-	(Z)	(Z)	-	N-ICC			
279	5	14	(Z)	39	2	25	5	91	1	-	-	57	2	-	P.T.			
-	-	-	-	-	-	-	-	-	-	-	-	-	-	-	OT-UK			
864	443	284	104	1	089	217	522	367	80	154	150	348	398	61	2015			
683	364	227	92	298	92	99	18	208	54	93	91	233	300	-	M.C.			
388	196	168	55	139	51	90	16	172	41	47	44	211	267	-	ICC			



TABLE 2. SHIPMENTS BY MANUFACTURING ESTABLISHMENTS--COMMODITIES AND MEANS OF TRANSPORT BY DESTINATION: 1977--CON.

TCC CODE	COMMODITY AND MEANS OF TRANSPORT	ALL SHIPMENTS						TONS (THOUSANDS) AND TON-MILES (MILLIONS) BY DIVISION OF DESTINATION					
		VALUE (MILLION DOLLARS) (A)	TONS (THOU- SANDS) (B)	TON- MILES (MIL- LIONS) (C)	STANDARD ERROR (PERCENT) FOR COLUMNS--			NEW ENGLAND		MIDDLE ATLANTIC			
					(A)	(B)	(C)	TONS	TON- MILES	TONS	TON- MILES		
2015	DRESSED POULTRY AND SMALL GAME; FRESH, CHILLED . . . . .												
	MOTOR CARRIER, NON=ICC . . . . .	796	935	466	30	31	30	4	2	305	123		
	PRIVATE TRUCK . . . . .	1 879	2 165	549	15	14	26	85	26	293	82		
	WATER . . . . .	(2)	2	(2)	100	100	100	-	-	-	-		
	OTHER AND UNKNOWN . . . . .	54	61	-	-	-	-	-	-	-	-		
20151	DRESSED POULTRY AND SMALL GAME; FRESH, CHILLED . . . . .	4 024	4 445	1 755	12	10	14	155	41	768	276		
	MOTOR CARRIER . . . . .	2 107	2 379	1 216	15	13	15	71	15	475	193		
	MOTOR CARRIER, ICC . . . . .	1 311	1 448	751	26	21	24	67	13	170	70		
	MOTOR CARRIER, NON=ICC . . . . .	796	930	465	30	31	30	4	2	305	123		
	PRIVATE TRUCK . . . . .	1 863	2 005	539	15	15	26	85	26	293	82		
	OTHER AND UNKNOWN . . . . .	54	61	-	-	-	-	-	-	-	-		
20158	POULTRY AND SMALL GAME BYPRODUCTS; FRESH, CHILLED . . . . .	20	169	13	50	47	50	-	-	-	-		
	MOTOR CARRIER . . . . .	3	8	3	77	55	65	-	-	-	-		
	MOTOR CARRIER, ICC . . . . .	3	4	3	82	69	70	-	-	-	-		
	MOTOR CARRIER, NON=ICC . . . . .	(2)	4	(2)	100	100	100	-	-	-	-		
	PRIVATE TRUCK . . . . .	16	159	10	57	48	57	-	-	-	-		
	WATER . . . . .	(2)	2	(2)	100	100	100	-	-	-	-		
2016	DRESSED POULTRY AND SMALL GAME, FRESH-FROZEN . . . . .	2 000	1 797	849	28	31	37	39	37	302	141		
	RAIL . . . . .	19	15	17	97	96	97	4	5	11	13		
	MOTOR CARRIER . . . . .	1 291	1 150	698	36	38	41	27	30	120	108		
	MOTOR CARRIER, ICC . . . . .	759	745	393	39	41	36	8	8	75	59		
	MOTOR CARRIER, NON=ICC . . . . .	531	405	305	49	48	56	20	22	46	49		
	PRIVATE TRUCK . . . . .	688	628	123	25	28	43	8	2	170	21		
	AIR . . . . .	3	4	10	-	-	-	-	-	-	-		
	OTHER AND UNKNOWN . . . . .	(2)	(2)	(2)	100	100	100	-	-	-	-		
20161	DRESSED POULTRY AND SMALL GAME, FRESH-FROZEN . . . . .	1 944	1 637	801	29	33	38	39	37	281	124		
	RAIL . . . . .	19	15	17	97	96	97	4	5	11	13		
	MOTOR CARRIER . . . . .	1 257	1 056	656	37	40	43	27	30	101	91		
	MOTOR CARRIER, ICC . . . . .	732	661	359	40	44	38	8	8	55	42		
	MOTOR CARRIER, NON=ICC . . . . .	525	395	298	49	49	57	19	22	46	49		
	PRIVATE TRUCK . . . . .	666	562	117	25	28	43	8	2	170	21		
	AIR . . . . .	3	4	10	-	-	-	-	-	-	-		
	OTHER AND UNKNOWN . . . . .	(2)	(2)	(2)	100	100	100	-	-	-	-		
20168	POULTRY AND SMALL GAME BYPRODUCTS, FRESH-FROZEN . . . . .	56	160	48	50	73	53	(2)	(2)	20	17		
	MOTOR CARRIER . . . . .	34	94	42	53	76	55	(2)	(2)	20	17		
	MOTOR CARRIER, ICC . . . . .	28	84	35	70	90	71	-	-	20	17		
	MOTOR CARRIER, NON=ICC . . . . .	6	10	7	74	56	50	(2)	(2)	-	-		
	PRIVATE TRUCK . . . . .	22	66	6	55	69	51	(2)	-	1	(2)		
2017	PROCESSED POULTRY, SMALL GAME, AND EGGS . . . . .	916	723	271	19	18	22	10	8	118	61		
	RAIL . . . . .	41	31	27	57	56	48	1	1	8	8		
	MOTOR CARRIER . . . . .	441	366	178	25	27	28	7	6	75	49		
	MOTOR CARRIER, ICC . . . . .	374	321	146	22	27	29	5	5	63	39		
	MOTOR CARRIER, NON=ICC . . . . .	67	46	33	45	37	53	1	2	11	9		
	PRIVATE TRUCK . . . . .	401	297	65	31	26	36	2	1	35	4		
	PARCEL DELIVERY . . . . .	(2)	(2)	(2)	100	100	100	-	-	-	-		
	OTHER AND UNKNOWN . . . . .	33	29	(2)	66	84	100	-	-	(2)	(2)		
20171	CANNED POULTRY AND SMALL GAME . . . . .	578	357	158	22	19	21	6	5	79	29		
	RAIL . . . . .	41	31	27	57	56	48	1	1	8	8		
	MOTOR CARRIER . . . . .	269	181	99	25	21	30	4	3	37	17		
	MOTOR CARRIER, ICC . . . . .	218	148	75	22	21	26	3	2	30	12		
	MOTOR CARRIER, NON=ICC . . . . .	51	33	24	58	47	64	1	2	7	5		
	PRIVATE TRUCK . . . . .	269	145	31	40	37	42	1	1	34	4		
	OTHER AND UNKNOWN . . . . .	(2)	(2)	(2)	60	58	58	-	-	(2)	(2)		
20172	EGGS; CANNED, DRIED, FROZEN, LIQUID . . . . .	337	366	113	26	27	40	4	3	39	32		
	MOTOR CARRIER . . . . .	172	185	79	44	45	50	3	3	38	32		
	MOTOR CARRIER, ICC . . . . .	156	172	71	43	45	49	3	3	33	28		
	MOTOR CARRIER, NON=ICC . . . . .	16	13	8	67	66	81	-	-	5	4		
	PRIVATE TRUCK . . . . .	132	152	34	41	44	55	1	(2)	1	(2)		
	PARCEL DELIVERY . . . . .	(2)	(2)	(2)	100	100	100	-	-	-	-		
	OTHER AND UNKNOWN . . . . .	33	29	(2)	66	84	100	-	-	-	-		
202	DAIRY PRODUCTS . . . . .	23 896	44 372	6 322	10	18	47	1 542	190	5 780	659		
	RAIL . . . . .	1 091	788	474	20	19	18	3	3	82	61		
	MOTOR CARRIER . . . . .	6 514	9 387	3 182	23	49	70	196	85	927	293		
	MOTOR CARRIER, ICC . . . . .	5 869	6 922	3 068	24	59	70	195	85	920	290		
	MOTOR CARRIER, NON=ICC . . . . .	644	2 465	114	57	92	29	(2)	(2)	7	3		
	PRIVATE TRUCK . . . . .	15 039	31 592	2 654	13	17	23	1 343	102	4 771	305		
	AIR . . . . .	13	36	2	66	92	54	(2)	(2)	(2)	(2)		
	WATER . . . . .	37	73	6	97	97	70	-	-	-	-		
	PARCEL DELIVERY . . . . .	2	1	1	41	32	34	(2)	(2)	(2)	(2)		
	OTHER AND UNKNOWN . . . . .	1 199	2 495	3	31	34	97	-	-	-	-		
20211	CREAMERY BUTTER * . . . . .	1 169	602	174	24	24	24	12	14	52	39		
	RAIL . . . . .	68	40	31	35	39	34	-	-	14	14		
	MOTOR CARRIER . . . . .	541	279	110	42	42	35	12	14	34	24		
	MOTOR CARRIER, ICC . . . . .	426	216	105	50	50	37	12	14	31	24		
	MOTOR CARRIER, NON=ICC . . . . .	115	63	5	52	50	48	-	-	2	1		
	PRIVATE TRUCK . . . . .	534	273	34	16	15	23	-	-	4	1		
	AIR . . . . .	(2)	(2)	(2)	100	100	100	-	-	-	-		
	PARCEL DELIVERY . . . . .	(2)	(2)	(2)	98	97	96	-	-	(2)	(2)		
	OTHER AND UNKNOWN . . . . .	25	10	(2)	43	43	100	-	-	-	-		
2023	CONDENSED, EVAPORATED, AND DRY MILK . . . . .	2 385	3 373	1 072	19	13	19	54	29	480	142		
	RAIL . . . . .	403	312	168	35	32	35	-	-	15	10		
	MOTOR CARRIER . . . . .	1 056	1 305	595	25	24	26	30	11	281	88		
	MOTOR CARRIER, ICC . . . . .	914	1 110	542	28	26	28	30	11	276	86		
	MOTOR CARRIER, NON=ICC . . . . .	141	195	54	62	47	32	-	-	4	2		
	PRIVATE TRUCK . . . . .	796	1 532	305	22	14	21	24	18	184	44		
	AIR . . . . .	(2)	(2)	(2)	71	61	73	-	-	(2)	(2)		



TABLE 2. SHIPMENTS BY MANUFACTURING ESTABLISHMENTS--COMMODITIES AND MEANS OF TRANSPORT BY DESTINATION: 1977--CON.

TCC CODE	COMMODITY AND MEANS OF TRANSPORT	ALL SHIPMENTS						TONS (THOUSANDS) AND TON-MILES (MILLIONS) BY DIVISION OF DESTINATION					
		VALUE (MILLION DOLLARS) (A)	TONS (THOU- SANDS) (B)	TON- MILES (MIL- LIONS) (C)	STANDARD ERROR (PERCENT) FOR COLUMNS--			NEW ENGLAND		MIDDLE ATLANTIC			
					(A)	(B)	(C)	TONS	TON- MILES	TONS	TON- MILES		
2023	CONDENSED, EVAPORATED, AND DRY MILK.												
	WATER.	1	2	3	100	100	100	-	-	-	-	-	-
	PARCEL DELIVERY.	1	(2)	(2)	28	31	37	-	-	(2)	(2)	-	-
	OTHER AND UNKNOWN.	129	222	(2)	36	37	69	-	-	-	-	-	-
20231	DRY MILK PRODUCTS.	1 462	1 595	617	23	18	15	28	20	221	96		
	RAIL.	358	244	124	36	35	36	-	-	15	10		
	MOTOR CARRIER.	666	641	290	26	22	22	7	3	70	56		
	MOTOR CARRIER, ICC	532	461	240	29	23	26	7	3	66	54		
	MOTOR CARRIER, NON=ICC	133	180	50	62	47	33	-	-	4	2		
	PRIVATE TRUCK.	370	635	199	33	25	30	21	17	136	30		
	AIR.	(2)	(2)	(2)	91	80	85	-	-	(2)	(2)		
	WATER.	1	2	3	100	100	100	-	-	-	-		
	PARCEL DELIVERY.	(2)	(2)	(2)	35	53	56	-	-	(2)	(2)		
	OTHER AND UNKNOWN.	67	73	(2)	42	42	69	-	-	-	-		
20233	EVAPORATED AND CONDENSED MILK PRODUCTS	457	772	332	34	36	42	23	9	204	38		
	RAIL.	45	69	44	62	60	61	-	-	(2)	(2)		
	MOTOR CARRIER.	361	606	261	33	38	43	23	9	173	26		
	MOTOR CARRIER, ICC	353	591	257	34	39	44	23	9	173	26		
	MOTOR CARRIER, NON=ICC	8	15	4	67	60	77	-	-	-	-		
	PRIVATE TRUCK.	50	98	26	39	39	80	-	-	31	12		
	AIR.	(2)	(2)	(2)	100	100	100	-	-	-	-		
	WATER.	1	2	3	100	100	100	-	-	-	-		
	PARCEL DELIVERY.	(2)	(2)	(2)	44	43	45	-	-	-	-		
	OTHER AND UNKNOWN.	(2)	(2)	(2)	44	43	45	-	-	-	-		
20234	ICE CREAM MIX, ICE MILK MIX.	466	1 006	124	24	24	36	3	1	55	8		
	MOTOR CARRIER.	29	58	44	95	96	98	-	-	37	6		
	MOTOR CARRIER, ICC	29	58	44	95	96	98	-	-	37	6		
	PRIVATE TRUCK.	375	799	80	29	29	41	3	1	18	2		
	OTHER AND UNKNOWN.	62	149	-	47	47	-	-	-	-	-		
20241	ICE CREAM AND RELATED FROZEN DESSERTS *	2 253	2 709	299	16	20	26	181	21	468	38		
	MOTOR CARRIER.	142	202	74	39	51	43	12	6	28	6		
	MOTOR CARRIER, ICC	131	194	68	42	54	47	12	6	28	6		
	MOTOR CARRIER, NON=ICC	11	8	6	100	100	100	-	-	-	-		
	PRIVATE TRUCK.	2 021	2 410	223	15	19	24	169	15	440	33		
	OTHER AND UNKNOWN.	90	98	1	46	47	99	-	-	-	-		
2025	CHEESE AND SPECIAL DAIRY PRODUCTS.	7 083	6 256	1 540	11	33	11	121	71	612	279		
	RAIL.	493	316	234	19	24	23	3	3	56	41		
	MOTOR CARRIER.	3 588	3 621	949	15	54	16	81	55	328	151		
	MOTOR CARRIER, ICC	3 449	1 770	935	16	17	16	81	55	328	151		
	MOTOR CARRIER, NON=ICC	139	1 851	14	58	98	83	-	-	-	-		
	PRIVATE TRUCK.	2 936	2 272	353	23	23	30	36	14	228	87		
	AIR.	1	1	(2)	88	71	70	(2)	(2)	(2)	(2)		
	WATER.	1	(2)	2	100	100	100	-	-	-	-		
	PARCEL DELIVERY.	1	(2)	(2)	54	53	54	(2)	(2)	(2)	(2)		
	OTHER AND UNKNOWN.	64	46	2	34	38	100	-	-	-	-		
20251	CHEESE	5 655	2 638	1 162	13	13	10	112	70	429	207		
	RAIL.	401	196	150	20	21	26	3	2	39	29		
	MOTOR CARRIER.	3 385	1 561	839	17	17	12	81	54	322	150		
	MOTOR CARRIER, ICC	3 312	1 531	838	17	17	12	81	54	322	150		
	MOTOR CARRIER, NON=ICC	73	31	1	72	70	50	-	-	-	-		
	PRIVATE TRUCK.	1 842	870	168	22	22	20	29	13	68	29		
	AIR.	(2)	(2)	(2)	100	100	100	(2)	(2)	-	-		
	WATER.	1	(2)	2	100	100	100	-	-	-	-		
	PARCEL DELIVERY.	1	(2)	(2)	54	53	54	(2)	(2)	(2)	(2)		
	OTHER AND UNKNOWN.	25	10	2	35	39	100	-	-	-	-		
20252	COTTAGE CHEESE	925	918	106	39	38	59	3	(2)	53	2		
	MOTOR CARRIER.	73	87	37	67	63	86	-	-	-	-		
	MOTOR CARRIER, ICC	55	72	37	76	68	86	-	-	-	-		
	MOTOR CARRIER, NON=ICC	18	15	-	100	100	-	-	-	-	-		
	PRIVATE TRUCK.	814	795	69	50	50	78	3	(2)	53	2		
	OTHER AND UNKNOWN.	38	36	-	44	44	-	-	-	-	-		
20259	SPECIAL DAIRY PRODUCTS, NEC.	500	2 698	271	32	74	36	5	1	130	70		
	RAIL.	92	120	83	42	54	51	1	(2)	17	12		
	MOTOR CARRIER.	129	1 972	72	47	93	46	1	1	6	1		
	MOTOR CARRIER, ICC	81	166	59	58	51	51	1	1	6	1		
	MOTOR CARRIER, NON=ICC	48	1 805	13	82	99	91	-	-	-	-		
	PRIVATE TRUCK.	279	606	116	36	38	70	4	(2)	108	57		
	AIR.	(2)	(2)	(2)	100	100	100	-	-	(2)	(2)		
2026	PROCESSED WHOLE MILK, SKIM MILK, CREAM, ETC.	11 426	35 780	2 974	17	23	68	2 449	65	4 987	187		
	MOTOR CARRIER.	1 184	4 646	1 424	55	69	92	20	2	258	28		
	MOTOR CARRIER, ICC	927	3 823	1 419	61	76	92	20	2	258	28		
	MOTOR CARRIER, NON=ICC	257	823	5	95	95	77	(2)	(2)	-	-		
	PRIVATE TRUCK.	9 259	28 688	1 548	20	20	32	2 429	64	4 729	159		
	AIR.	13	38	1	100	100	100	-	-	-	-		
	WATER.	33	67	-	100	100	-	-	-	-	-		
	OTHER AND UNKNOWN.	937	2 342	(2)	34	34	-	-	-	-	-		
20261	BULK FLUID MILK, SKIM MILK, CREAM.	3 177	11 249	1 809	34	54	89	36	6	585	60		
	MOTOR CARRIER.	709	3 059	1 314	72	89	97	20	2	134	18		
	MOTOR CARRIER, ICC	695	3 017	1 309	73	90	97	20	2	134	18		
	MOTOR CARRIER, NON=ICC	14	42	5	63	62	77	(2)	(2)	-	-		
	PRIVATE TRUCK.	1 983	7 407	494	29	25	35	16	4	451	43		
	OTHER AND UNKNOWN.	485	783	(2)	44	44	-	-	-	-	-		
20262	PACKAGED (GLASS, PAPER) FLUID MILK, SKIM MILK, CREAM	7 600	22 719	1 093	20	19	35	2 408	60	4 216	121		
	MOTOR CARRIER.	427	1 427	98	65	67	90	-	-	83	7		
	MOTOR CARRIER, ICC	205	702	98	89	93	90	-	-	83	7		
	MOTOR CARRIER, NON=ICC	222	725	-	100	100	-	-	-	-	-		
	PRIVATE TRUCK.	6 809	20 153	994	23	23	40	2 408	60	4 133	114		
	AIR.	13	38	1	100	100	100	-	-	-	-		





TABLE 2. SHIPMENTS BY MANUFACTURING ESTABLISHMENTS--COMMODITIES AND MEANS OF TRANSPORT BY DESTINATION: 1977--CON.

TCC CODE	COMMODITY AND MEANS OF TRANSPORT	ALL SHIPMENTS						TONS (THOUSANDS) AND TON-MILES (MILLIONS) BY DIVISION OF DESTINATION				
		VALUE (MILLION DOLLARS) (A)	TONS (THOUSANDS) (B)	TON-MILES (MILLIONS) (C)	STANDARD ERROR (PERCENT) FOR COLUMNS--			NEW ENGLAND		MIDDLE ATLANTIC		
					(A)	(B)	(C)	TONS	TON-MILES	TONS	TON-MILES	
20262	PACKAGED (GLASS, PAPER) FLUID MILK, SKIM MILK, CREAM . . . . .	33	67	-	100	100	-	-	-	-	-	-
	WATER . . . . .											
	OTHER AND UNKNOWN . . . . .	318	1 034	-	57	57	-	-	-	-	-	-
20264	BUTTERMILK, CHOCOLATE MILK, FLAVORED MILK DRINKS . . . . .	649	1 812	72	26	22	33	5	(Z)	186	6	6
	MOTOR CARRIER . . . . .	48	159	11	64	60	77	-	-	40	3	3
	MOTOR CARRIER, ICC . . . . .	26	104	11	76	78	77	-	-	40	3	3
	MOTOR CARRIER, NON-ICC . . . . .	22	55	-	100	100	-	-	-	-	-	-
	PRIVATE TRUCK . . . . .	467	1 128	61	33	29	38	5	(Z)	145	3	3
	OTHER AND UNKNOWN . . . . .	134	525	(Z)	30	30	-	-	-	-	-	-
203	CANNED AND PRESERVED FRUITS, VEGETABLES, SEAFOODS . . . . .	23 707	36 825	24 175	7	8	12	1 420	1 163	6 984	5 222	5 222
	RAIL . . . . .	5 128	9 925	12 182	12	15	21	389	672	1 970	3 506	3 506
	MOTOR CARRIER . . . . .	11 876	16 309	8 590	7	8	9	809	421	2 752	1 120	1 120
	MOTOR CARRIER, ICC . . . . .	10 571	14 708	7 837	7	8	9	784	410	2 623	1 034	1 034
	MOTOR CARRIER, NON-ICC . . . . .	1 305	1 602	1 753	16	16	22	25	11	129	86	86
	PRIVATE TRUCK . . . . .	5 291	9 188	1 783	11	13	16	213	55	2 151	241	241
	AIR . . . . .	16	45	22	40	46	45	-	-	(Z)	(Z)	(Z)
	WATER . . . . .	873	675	1 573	19	9	7	10	15	109	352	352
	PARCEL DELIVERY . . . . .	2	1	(Z)	40	52	35	(Z)	(Z)	(Z)	(Z)	(Z)
	OTHER AND UNKNOWN . . . . .	492	710	24	8	6	63	-	-	2	3	3
2031	CANNED AND CURED SEAFOODS . . . . .	1 239	573	648	12	16	10	36	24	130	135	135
	RAIL . . . . .	195	81	129	18	20	22	5	11	23	53	53
	MOTOR CARRIER . . . . .	439	259	263	15	24	19	22	9	59	23	23
	MOTOR CARRIER, ICC . . . . .	420	234	262	14	18	19	22	9	36	22	22
	MOTOR CARRIER, NON-ICC . . . . .	19	25	1	97	96	93	-	-	23	1	1
	PRIVATE TRUCK . . . . .	171	72	27	37	41	29	9	4	28	3	3
	AIR . . . . .	24	6	8	70	62	68	-	-	(Z)	(Z)	(Z)
	WATER . . . . .	378	146	220	28	29	28	(Z)	1	20	55	55
	OTHER AND UNKNOWN . . . . .	32	10	-	38	41	-	-	-	-	-	-
20311	CANNED FISH AND OTHER SEAFOODS, INCL. SOUPS . . . . .	1 104	555	637	9	16	10	35	24	123	133	133
	RAIL . . . . .	180	80	127	17	20	22	5	11	22	52	52
	MOTOR CARRIER . . . . .	404	254	261	16	24	19	21	9	59	23	23
	MOTOR CARRIER, ICC . . . . .	384	229	260	15	18	19	21	9	35	22	22
	MOTOR CARRIER, NON-ICC . . . . .	19	25	1	97	96	93	-	-	23	1	1
	PRIVATE TRUCK . . . . .	116	65	27	25	45	29	9	4	22	3	3
	AIR . . . . .	11	4	5	88	86	100	-	-	-	-	-
	WATER . . . . .	363	143	216	29	29	29	(Z)	1	20	55	55
	OTHER AND UNKNOWN . . . . .	30	10	-	41	41	-	-	-	-	-	-
20314	SMOKE, SALTED, PICKLED, AND DRIED SEAFOODS . . . . .	135	18	10	57	53	42	2	(Z)	7	2	2
	RAIL . . . . .	15	2	2	100	100	100	-	-	(Z)	1	1
	MOTOR CARRIER . . . . .	36	5	2	46	45	59	2	(Z)	(Z)	(Z)	(Z)
	MOTOR CARRIER, ICC . . . . .	36	5	2	46	45	59	2	(Z)	(Z)	(Z)	(Z)
	MOTOR CARRIER, NON-ICC . . . . .	59	7	(Z)	84	82	45	-	-	6	(Z)	(Z)
	PRIVATE TRUCK . . . . .	13	2	3	98	97	97	-	-	(Z)	(Z)	(Z)
	AIR . . . . .	15	2	3	100	100	100	-	-	-	-	-
	WATER . . . . .	2	(Z)	-	100	100	-	-	-	-	-	-
	OTHER AND UNKNOWN . . . . .	2	(Z)	-	100	100	-	-	-	-	-	-
2032	CANNED SPECIALTIES . . . . .	2 757	4 843	1 850	9	9	10	260	84	746	226	226
	RAIL . . . . .	879	1 489	859	13	11	10	64	30	135	98	98
	MOTOR CARRIER . . . . .	1 219	2 198	704	12	12	14	151	44	386	76	76
	MOTOR CARRIER, ICC . . . . .	1 081	1 938	638	13	14	14	151	44	360	74	74
	MOTOR CARRIER, NON-ICC . . . . .	138	260	66	9	9	22	-	-	26	2	2
	PRIVATE TRUCK . . . . .	605	1 105	274	15	15	20	44	11	223	47	47
	AIR . . . . .	5	4	10	53	54	54	-	-	2	5	5
	PARCEL DELIVERY . . . . .	(Z)	(Z)	(Z)	80	63	53	(Z)	(Z)	(Z)	(Z)	(Z)
	OTHER AND UNKNOWN . . . . .	48	47	3	34	36	100	-	-	-	-	-
20321	CANNED BABY FOODS . . . . .	539	720	392	35	35	32	44	13	150	34	34
	RAIL . . . . .	146	187	168	67	68	44	-	-	11	5	5
	MOTOR CARRIER . . . . .	341	465	204	23	25	25	43	13	120	28	28
	MOTOR CARRIER, ICC . . . . .	329	450	202	23	24	25	43	13	120	28	28
	MOTOR CARRIER, NON-ICC . . . . .	12	14	1	40	41	43	-	-	-	-	-
	PRIVATE TRUCK . . . . .	47	66	18	44	46	64	2	(Z)	20	1	1
	AIR . . . . .	3	2	3	70	75	77	-	-	-	-	-
	PARCEL DELIVERY . . . . .	(Z)	(Z)	(Z)	80	68	56	(Z)	(Z)	(Z)	(Z)	(Z)
	OTHER AND UNKNOWN . . . . .	2	1	-	100	100	-	-	-	-	-	-
20322	CANNED SOUPS, EXC. FROZEN AND SEAFOOD SOUPS . . . . .	818	1 548	532	6	5	5	90	25	197	42	42
	RAIL . . . . .	425	817	345	6	6	6	37	12	81	21	21
	MOTOR CARRIER . . . . .	309	582	169	9	7	9	53	13	102	17	17
	MOTOR CARRIER, ICC . . . . .	213	399	127	13	10	13	53	13	89	16	16
	MOTOR CARRIER, NON-ICC . . . . .	97	184	42	7	7	8	-	-	13	1	1
	PRIVATE TRUCK . . . . .	83	146	18	28	20	30	-	-	34	4	4
	PARCEL DELIVERY . . . . .	(Z)	(Z)	(Z)	100	100	100	-	-	(Z)	(Z)	(Z)
	OTHER AND UNKNOWN . . . . .	1	2	(Z)	100	100	100	-	-	-	-	-
20323	CANNED BEAN SPECIALTIES . . . . .	738	1 723	379	17	20	21	73	17	199	37	37
	RAIL . . . . .	122	275	145	29	31	48	9	3	20	6	6
	MOTOR CARRIER . . . . .	262	701	91	37	45	37	22	4	48	9	9
	MOTOR CARRIER, ICC . . . . .	248	672	77	38	46	29	22	4	40	8	8
	MOTOR CARRIER, NON-ICC . . . . .	13	29	14	62	63	93	-	-	8	1	1
	PRIVATE TRUCK . . . . .	321	709	142	22	23	23	42	10	131	22	22
	AIR . . . . .	(Z)	(Z)	1	100	100	100	-	-	-	-	-
	WATER . . . . .	34	37	(Z)	47	47	100	-	-	-	-	-
20329	CANNED SPECIALTIES, NEC . . . . .	661	853	546	23	16	20	52	30	199	113	113
	RAIL . . . . .	186	210	201	25	14	23	17	16	44	67	67
	MOTOR CARRIER . . . . .	307	450	239	25	20	29	33	13	116	21	21
	MOTOR CARRIER, ICC . . . . .	291	417	231	26	21	30	33	13	111	21	21
	MOTOR CARRIER, NON-ICC . . . . .	16	34	9	36	37	49	-	-	5	(Z)	(Z)
	PRIVATE TRUCK . . . . .	154	184	96	41	29	40	1	1	37	19	19
	AIR . . . . .	2	2	7	56	79	73	-	-	2	5	5
	PARCEL DELIVERY . . . . .	(Z)	(Z)	(Z)	100	100	100	-	-	-	-	-

TONS (THOUSANDS) AND TON-MILES (MILLIONS) BY DIVISION OF DESTINATION--CON.

EAST NORTH CENTRAL		WEST NORTH CENTRAL		SOUTH ATLANTIC		EAST SOUTH CENTRAL		WEST SOUTH CENTRAL		MOUNTAIN		PACIFIC		DESTINATION UNKNOWN	TONS	TC CODE AND MOT
TONS	TON-MILES	TONS	TON-MILES	TONS	TON-MILES	TONS	TON-MILES	TONS	TON-MILES	TONS	TON-MILES	TONS	TON-MILES			
-	-	-	-	-	-	-	-	-	-	-	-	67	-	-	-	20262 WATER OT-UK
169	6	3	(Z)	375	20	178	6	258	18	85	7	30	10	524	20264 M.C.	
55	-	-	-	54	5	-	-	-	-	5	2	5	1	-	-	20264 M.C.
55	-	-	-	54	5	-	-	-	-	5	2	5	1	-	-	20264 M.C.
114	6	3	(Z)	321	15	178	6	257	18	80	5	24	9	-	-	20264 M.C.
-	-	-	-	-	-	-	-	1	(Z)	-	-	-	-	524	-	20264 M.C.
7 080	4 325	3 135	2 493	4 926	3 225	1 437	1 019	2 189	1 789	1 204	771	7 547	4 167	903	203	2031 RAIL
1 860	2 386	1 231	1 360	1 688	1 747	517	553	758	666	564	316	949	977	-	-	2031 RAIL
3 433	1 341	1 362	918	2 080	1 164	510	309	986	881	468	356	3 744	2 079	167	167	2031 M.C.
3 169	1 208	1 235	864	1 842	1 026	460	278	928	842	443	328	3 055	1 846	167	167	2031 M.C.
263	133	127	54	238	137	49	31	58	38	25	28	688	234	-	-	2031 M.C.
1 706	308	536	201	1 117	255	395	91	406	166	169	95	2 419	370	76	76	2031 M.C.
2	4	4	6	1	3	(Z)	(Z)	1	2	2	3	4	4	-	-	2031 M.C.
75	284	2	7	39	55	15	65	30	64	-	-	395	731	(Z)	(Z)	2031 M.C.
1	(Z)	(Z)	(Z)	(Z)	(Z)	(Z)	(Z)	(Z)	(Z)	(Z)	(Z)	(Z)	(Z)	-	-	2031 M.C.
3	2	(Z)	1	(Z)	1	1	1	7	10	1	(Z)	(Z)	36	660	-	2031 M.C.
53	82	22	29	56	101	15	21	54	58	25	28	171	170	10	10	2031 RAIL
16	29	5	7	2	3	2	2	1	1	11	13	17	12	-	-	2031 RAIL
20	18	12	16	34	58	13	19	21	26	9	12	68	81	-	-	2031 RAIL
18	18	12	16	34	58	13	19	21	26	9	12	68	81	-	-	2031 RAIL
1	(Z)	-	-	-	-	-	-	-	-	-	-	(Z)	(Z)	-	-	2031 RAIL
1	1	3	3	2	2	-	-	11	5	5	3	13	6	-	-	2031 RAIL
(Z)	1	2	3	(Z)	1	-	-	1	1	1	1	1	2	-	-	2031 RAIL
16	33	-	-	17	37	-	-	20	25	-	-	73	70	-	-	2031 RAIL
-	-	-	-	-	-	-	-	-	-	-	-	-	-	10	-	2031 RAIL
53	81	22	29	53	99	15	21	54	58	25	28	166	165	10	10	2031 RAIL
16	29	5	7	2	3	2	2	1	1	11	13	16	11	-	-	2031 RAIL
20	18	12	16	34	58	13	19	21	26	9	12	68	81	-	-	2031 RAIL
18	18	12	16	34	58	13	19	21	26	9	12	68	81	-	-	2031 RAIL
1	(Z)	-	-	-	-	-	-	-	-	-	-	(Z)	(Z)	-	-	2031 RAIL
1	1	3	3	2	2	-	-	11	5	5	3	13	6	-	-	2031 RAIL
(Z)	1	2	3	(Z)	1	-	-	1	1	1	1	1	2	-	-	2031 RAIL
16	33	-	-	17	37	-	-	20	25	-	-	70	66	-	-	2031 RAIL
-	-	-	-	-	-	-	-	-	-	-	-	-	-	10	-	2031 RAIL
(Z)	(Z)	1	(Z)	2	1	-	-	1	1	(Z)	(Z)	5	6	(Z)	(Z)	2031 RAIL
(Z)	(Z)	-	-	(Z)	(Z)	-	-	(Z)	(Z)	(Z)	(Z)	1	(Z)	-	-	2031 RAIL
(Z)	(Z)	(Z)	(Z)	1	1	-	-	(Z)	(Z)	(Z)	(Z)	1	(Z)	-	-	2031 RAIL
(Z)	(Z)	(Z)	(Z)	1	1	-	-	(Z)	(Z)	(Z)	(Z)	1	(Z)	-	-	2031 RAIL
(Z)	(Z)	1	(Z)	1	(Z)	-	-	(Z)	(Z)	(Z)	(Z)	(Z)	(Z)	-	-	2031 RAIL
(Z)	(Z)	-	-	-	-	-	-	(Z)	(Z)	(Z)	(Z)	1	2	-	-	2031 RAIL
-	-	-	-	-	-	-	-	-	-	-	-	2	3	-	-	2031 RAIL
-	-	-	-	-	-	-	-	-	-	-	-	-	-	(Z)	(Z)	2031 RAIL
1 314	184	433	197	632	267	227	94	371	190	178	126	637	483	46	46	2032 RAIL
198	41	223	112	223	124	114	44	179	59	109	76	246	276	-	-	2032 RAIL
796	88	167	67	213	108	64	37	114	110	35	24	272	151	(Z)	(Z)	2032 RAIL
728	80	124	51	192	90	55	33	111	109	33	22	184	135	(Z)	(Z)	2032 RAIL
68	8	44	16	20	18	9	4	3	1	2	2	88	15	-	-	2032 RAIL
320	55	43	18	197	36	49	13	78	21	34	26	116	48	-	-	2032 RAIL
-	-	-	-	-	-	-	-	-	-	-	-	2	5	-	-	2032 RAIL
(Z)	(Z)	(Z)	(Z)	(Z)	(Z)	-	-	(Z)	(Z)	(Z)	(Z)	1	3	-	-	2032 RAIL
-	-	-	-	-	-	-	-	-	-	-	-	-	-	46	-	2032 RAIL
184	44	87	35	52	29	7	3	86	50	22	15	86	169	1	1	2032 RAIL
8	43	17	20	20	9	-	-	34	15	14	8	57	112	-	-	2032 RAIL
158	40	28	13	32	20	7	3	46	34	8	7	24	45	-	-	2032 RAIL
144	38	28	13	32	20	7	3	46	34	8	7	24	45	-	-	2032 RAIL
14	1	-	-	-	-	-	-	-	-	-	-	(Z)	(Z)	-	-	2032 RAIL
18	3	16	5	-	-	-	-	6	1	-	-	-	4	-	-	2032 RAIL
(Z)	(Z)	(Z)	(Z)	(Z)	(Z)	-	-	(Z)	(Z)	-	-	2	3	-	-	2032 RAIL
-	-	-	-	-	-	-	-	-	-	-	-	-	-	-	-	2032 RAIL
-	-	-	-	-	-	-	-	-	-	-	-	-	-	1	-	2032 RAIL
274	37	196	80	154	96	87	35	143	44	88	58	317	116	2	2	2032 RAIL
110	16	109	47	94	67	73	30	122	30	71	48	140	75	-	-	2032 RAIL
96	14	80	30	60	29	11	5	21	13	17	10	142	38	-	-	2032 RAIL
57	11	44	17	53	23	5	2	19	13	16	8	62	23	-	-	2032 RAIL
39	3	35	12	7	6	6	3	3	1	1	1	79	14	-	-	2032 RAIL
68	7	7	3	(Z)	(Z)	2	1	-	-	(Z)	(Z)	35	4	-	-	2032 RAIL
-	-	-	-	-	-	-	-	-	-	-	-	-	-	-	-	2032 RAIL
-	-	-	-	-	-	-	-	-	-	-	-	(Z)	(Z)	2	-	2032 RAIL
721	65	52	18	338	89	88	26	91	35	16	6	107	87	37	37	20323 RAIL
57	13	24	11	90	35	30	9	13	8	-	-	33	60	-	-	20323 RAIL
475	18	21	5	66	26	19	6	10	9	2	2	37	12	-	-	20323 RAIL
469	17	21	5	52	15	18	6	10	9	2	2	37	12	-	-	20323 RAIL
6	2	-	-	13	12	1	(Z)	-	-	-	-	-	-	-	-	20323 RAIL
189	33	6	2	181	28	40	11	69	18	13	4	37	13	-	-	20323 RAIL
-	-	-	-	-	-	-	-	-	-	-	-	(Z)	(Z)	1	-	20323 RAIL
-	-	-	-	-	-	-	-	-	-	-	-	(Z)	(Z)	37	-	20323 RAIL
134	38	99	65	88	53	45	29	51	61	52	47	127	111	6	6	20329 RAIL
23	9	46	37	18	14	11	5	10	5	24	20	16	30	-	-	20329 RAIL
66	16	39	20	55	32	28	22	37	53	7	6	70	56	(Z)	(Z)	20329 RAIL
58	14	30	16	55	32	25	21	37	53	6	5	61	55	(Z)	(Z)	20329 RAIL
9	2	8	4	-	-	2	1	-	-	1	1	8	1	-	-	20329 RAIL
45	13	14	8	15	8	7	2	-	-	2	20	40	22	-	-	20329 RAIL
-	-	-	-	-	-	-	-	-	-	-	-	(Z)	(Z)	1	-	20329 RAIL
-	-	-	-	-	-	-	-	-	-	(Z)	(Z)	-	-	-	-	20329 RAIL



TABLE 2. SHIPMENTS BY MANUFACTURING ESTABLISHMENTS--COMMODITIES AND MEANS OF TRANSPORT BY DESTINATION: 1977--CON.

TCC CODE	COMMODITY AND MEANS OF TRANSPORT	ALL SHIPMENTS						TONS (THOUSANDS) AND TON-MILES (MILLIONS) BY DIVISION OF DESTINATION			
		VALUE (MILLION DOLLARS) (A)	TONS (THOU- SANDS) (B)	TON- MILES (MIL- LIONS) (C)	STANDARD ERROR (PERCENT) FOR COLUMNS--			NEW ENGLAND		MIDDLE ATLANTIC	
					(A)	(B)	(C)	TONS	TON- MILES	TONS	TON- MILES
20329	CANNEO SPECIALTIES, NEC. OTHER AND UNKNOWN.	11	7	2	28	33	100	-	-	-	-
2033	CANNEO FRUITS, VEGETABLES, JAMS, JELLIES, PRESERVES.	6 992	16 008	10 921	16	17	24	372	465	2 622	2 870
	RAIL	1 862	4 747	6 945	32	33	39	182	394	1 180	2 254
	MOTOR CARRIER	2 900	6 323	2 222	16	16	18	139	49	914	267
	MOTOR CARRIER, ICC	2 676	5 750	2 139	16	16	18	139	49	914	267
	MOTOR CARRIER, NON-ICC	224	574	84	34	33	55	-	-	-	-
	PRIVATE TRUCK	1 782	3 982	579	23	23	21	42	7	441	68
	AIR	(Z)	(Z)	(Z)	73	87	70	-	-	(Z)	(Z)
	WATER	208	410	1 166	5	6	6	9	15	87	281
	PARCEL DELIVERY	(Z)	(Z)	(Z)	48	48	59	(Z)	(Z)	-	-
	OTHER AND UNKNOWN	239	546	8	8	8	95	-	-	(Z)	(Z)
20331	CANNEO FRUITS.	1 835	4 042	4 951	35	40	47	121	290	743	1 342
	RAIL	765	1 935	3 397	70	72	72	110	282	437	1 066
	MOTOR CARRIER	685	1 360	551	34	31	30	5	4	208	60
	MOTOR CARRIER, ICC	642	1 261	532	35	32	31	5	4	208	60
	MOTOR CARRIER, NON-ICC	43	99	18	28	28	52	-	-	-	-
	PRIVATE TRUCK	207	454	99	32	33	31	6	4	51	10
	WATER	167	280	904	5	5	6	-	-	46	205
	PARCEL DELIVERY	(Z)	(Z)	(Z)	100	100	100	-	-	-	-
	OTHER AND UNKNOWN	11	13	(Z)	100	100	100	-	-	-	-
20332	CANNEO VEGETABLES.	1 877	4 617	1 779	30	29	32	99	101	386	308
	RAIL	513	1 213	1 240	44	43	39	63	86	169	246
	MOTOR CARRIER	653	1 910	353	34	38	57	29	11	122	38
	MOTOR CARRIER, ICC	574	1 716	336	38	42	58	29	11	122	38
	MOTOR CARRIER, NON-ICC	79	194	17	43	46	47	-	-	-	-
	PRIVATE TRUCK	707	1 483	169	42	41	34	6	2	91	18
	WATER	3	9	17	48	53	45	1	3	3	6
	PARCEL DELIVERY	(Z)	(Z)	(Z)	96	96	100	-	-	-	-
	OTHER AND UNKNOWN	1	2	(Z)	69	69	100	-	-	-	-
20333	CANNEO HOMINY AND MUSHROOMS.	151	191	59	47	53	51	-	-	26	2
	RAIL	1	2	1	51	54	57	-	-	-	-
	MOTOR CARRIER	142	167	55	49	58	57	-	-	25	2
	MOTOR CARRIER, ICC	117	66	22	56	53	47	-	-	25	2
	MOTOR CARRIER, NON-ICC	26	101	33	100	100	100	-	-	-	-
	PRIVATE TRUCK	7	22	4	43	44	56	-	-	1	(Z)
	WATER	1	(Z)	(Z)	100	100	100	-	-	-	-
	OTHER AND UNKNOWN	(Z)	(Z)	(Z)	100	100	100	-	-	(Z)	(Z)
20334	CANNEO FRUIT JUICES.	1 358	3 578	1 666	21	19	27	77	35	763	469
	RAIL	154	461	499	36	25	32	1	3	263	268
	MOTOR CARRIER	577	1 459	832	30	29	34	50	25	253	119
	MOTOR CARRIER, ICC	574	1 451	828	31	29	34	50	25	253	119
	MOTOR CARRIER, NON-ICC	3	8	5	78	54	64	-	-	-	-
	PRIVATE TRUCK	422	1 115	133	34	34	33	19	(Z)	210	14
	WATER	27	97	195	20	19	18	6	6	37	67
	OTHER AND UNKNOWN	178	446	7	8	8	97	-	-	-	-
20335	CANNED VEGETABLE JUICES.	243	701	548	24	27	45	2	1	125	40
	RAIL	101	362	470	29	37	51	-	-	47	26
	MOTOR CARRIER	108	226	36	42	36	34	2	1	73	13
	MOTOR CARRIER, ICC	75	146	32	53	49	37	2	1	73	13
	MOTOR CARRIER, NON-ICC	32	80	5	72	50	87	-	-	-	-
	PRIVATE TRUCK	26	90	29	50	53	65	-	-	4	1
	AIR	(Z)	(Z)	(Z)	100	100	100	-	-	(Z)	(Z)
	WATER	1	5	12	100	100	100	-	-	-	-
	PARCEL DELIVERY	(Z)	(Z)	(Z)	100	100	100	-	-	-	-
	OTHER AND UNKNOWN	8	17	1	56	58	77	-	-	-	-
20336	CATSUP AND OTHER TOMATO SAUCES	1 004	2 237	1 709	27	31	43	26	29	401	688
	RAIL	325	766	1 332	43	45	52	7	18	264	647
	MOTOR CARRIER	354	742	236	26	30	43	13	4	72	15
	MOTOR CARRIER, ICC	313	651	230	25	33	44	13	4	72	15
	MOTOR CARRIER, NON-ICC	41	91	6	72	68	33	-	-	-	-
	PRIVATE TRUCK	287	652	104	29	34	40	4	1	64	23
	AIR	(Z)	(Z)	(Z)	100	100	100	-	-	-	-
	WATER	7	17	37	50	50	59	2	6	1	3
	PARCEL DELIVERY	(Z)	(Z)	(Z)	69	66	68	(Z)	(Z)	-	-
	OTHER AND UNKNOWN	31	60	(Z)	23	23	100	-	-	-	-
20338	JAMS, JELLIES, AND PRESERVES	401	524	164	40	42	39	15	6	165	14
	RAIL	3	4	6	50	50	57	2	4	-	-
	MOTOR CARRIER	283	359	117	47	50	45	13	2	147	12
	MOTOR CARRIER, ICC	282	358	117	47	50	45	13	2	147	12
	MOTOR CARRIER, NON-ICC	(Z)	(Z)	(Z)	97	96	96	-	-	-	-
	PRIVATE TRUCK	103	152	40	26	26	28	-	-	18	2
	AIR	(Z)	(Z)	(Z)	100	100	100	-	-	(Z)	(Z)
	WATER	1	2	(Z)	100	100	100	-	-	-	-
	OTHER AND UNKNOWN	11	8	(Z)	39	39	100	-	-	-	-
2034	ORIEO AND DEHYDRATED FRUITS, VEGETABLES, SOUPS	1 246	1 025	1 154	14	13	14	36	60	149	274
	RAIL	455	435	631	19	18	19	26	49	89	189
	MOTOR CARRIER	642	491	468	17	19	23	10	10	56	76
	MOTOR CARRIER, ICC	499	371	289	17	22	30	7	5	40	38
	MOTOR CARRIER, NON-ICC	143	120	179	39	38	44	2	6	16	38
	PRIVATE TRUCK	121	83	47	36	48	33	(Z)	(Z)	4	8
	AIR	1	1	1	78	87	90	-	-	(Z)	(Z)
	WATER	3	3	6	35	48	29	1	(Z)	-	-
	PARCEL DELIVERY	1	1	(Z)	64	70	51	(Z)	(Z)	(Z)	(Z)
	OTHER AND UNKNOWN	22	12	(Z)	42	46	100	-	-	(Z)	(Z)
20341	ORIEO AND DEHYDRATED FRUITS.	608	473	695	32	29	28	20	51	79	180
	RAIL	259	218	432	36	33	30	18	46	54	128

TONS (THOUSANDS) AND TON-MILES (MILLIONS) BY DIVISION OF DESTINATION--CON.

EAST NORTH CENTRAL		WEST NORTH CENTRAL		SOUTH ATLANTIC		EAST SOUTH CENTRAL		WEST SOUTH CENTRAL		MOUNTAIN		PACIFIC		DESTINATION UNKNOWN	TCC CODE AND MOT
TONS	TON-MILES	TONS	TON-MILES	TONS	TON-MILES	TONS	TON-MILES	TONS	TON-MILES	TONS	TON-MILES	TONS	TON-MILES	TONS	
-	-	-	-	-	-	-	-	-	-	-	-	1	2	6	20329 OT-UK
3 802	2 399	1 164	1 006	1 910	1 380	566	521	818	626	335	253	3 681	1 401	739	2033 RAIL
1 083	1 657	565	683	591	887	285	341	348	370	186	137	327	221	-	202 M.C.
1 667	370	500	281	736	385	158	93	303	173	118	102	1 586	503	202	202 ICC
1 661	367	447	280	642	375	155	91	303	173	117	101	1 171	437	202	- N-ICC
6	3	53	2	95	10	3	2	-	-	1	1	415	66	-	- P.T.
995	132	97	34	567	90	109	25	152	39	30	14	1 549	169	-	- AIR
-	-	-	-	-	-	-	-	(Z)	(Z)	-	-	-	-	-	(Z) WATER
57	239	2	6	17	18	14	61	10	38	-	-	214	506	(Z)	- P.D.
(Z)	(Z)	-	-	(Z)	(Z)	(Z)	(Z)	-	-	-	-	(Z)	(Z)	-	536 OT-UK
-	-	(Z)	1	(Z)	(Z)	-	-	4	6	1	(Z)	5	2	-	-
851	1 308	538	621	368	451	133	231	78	120	66	52	1 130	536	15	20331 RAIL
546	980	360	486	154	337	86	142	33	49	34	23	175	71	-	2 M.C.
199	112	168	122	143	95	27	25	34	33	21	22	552	79	2	2 ICC
199	112	168	122	141	95	27	25	34	33	21	22	456	61	2	- N-ICC
(Z)	(Z)	-	-	2	(Z)	-	-	-	-	-	-	97	18	-	- P.T.
50	17	9	9	68	12	5	2	1	1	11	7	253	37	-	(Z) WATER
57	239	1	5	3	6	14	61	10	38	-	-	149	349	-	- P.D.
-	-	-	-	-	-	(Z)	(Z)	-	-	-	-	-	-	-	13 OT-UK
-	-	-	-	(Z)	(Z)	-	-	-	-	-	-	-	-	-	-
1 994	344	267	135	480	329	188	130	458	213	46	30	698	188	2	20332 RAIL
241	206	134	103	205	254	140	108	146	116	37	25	77	96	-	2 M.C.
1 102	84	66	16	154	42	26	15	197	78	1	(Z)	214	69	(Z)	2 ICC
1 101	84	22	15	62	33	25	14	197	78	1	(Z)	157	63	(Z)	- N-ICC
1	(Z)	44	1	92	9	1	(Z)	-	-	-	-	57	6	-	- P.T.
651	54	67	16	116	24	22	8	115	19	8	5	407	24	-	- WATER
-	-	-	-	5	9	-	-	-	-	-	-	-	-	-	(Z) WATER
(Z)	(Z)	-	-	(Z)	(Z)	-	-	-	-	-	-	(Z)	(Z)	-	2 OT-UK
-	-	-	-	-	-	-	-	-	-	-	-	-	-	-	-
8	2	8	3	16	7	13	2	9	3	1	2	111	38	-	20333 RAIL
(Z)	(Z)	1	1	(Z)	(Z)	(Z)	(Z)	(Z)	(Z)	-	-	-	-	-	- M.C.
5	2	6	3	14	7	12	2	1	1	1	2	103	37	-	- ICC
5	2	6	3	14	7	12	2	1	1	1	2	2	4	-	- N-ICC
-	-	-	-	-	-	-	-	-	-	-	-	101	33	-	- P.T.
3	1	(Z)	(Z)	1	(Z)	1	(Z)	8	2	(Z)	(Z)	8	1	-	- WATER
-	-	-	-	-	-	-	-	(Z)	(Z)	-	-	-	-	-	- OT-UK
-	-	-	-	-	-	-	-	-	-	-	-	-	-	-	-
321	177	83	74	555	204	107	52	136	155	62	56	835	444	640	20334 RAIL
30	41	13	16	52	30	13	9	61	89	5	10	23	33	-	201 M.C.
179	121	65	56	250	135	68	36	59	54	48	46	287	239	201	201 ICC
175	118	65	56	249	135	66	35	59	54	48	46	287	239	201	- N-ICC
5	3	-	-	(Z)	(Z)	2	1	-	-	-	-	(Z)	(Z)	-	- P.T.
112	16	5	1	247	35	26	6	13	6	9	(Z)	475	54	(Z)	- WATER
-	-	(Z)	1	6	3	-	-	-	-	-	-	48	117	(Z)	440 OT-UK
-	-	-	-	-	-	-	-	4	6	-	-	2	2	-	-
161	230	37	51	26	61	2	2	82	87	52	30	200	46	13	20335 RAIL
126	222	33	47	24	59	2	2	78	82	51	30	1	1	-	- M.C.
18	4	3	3	2	2	1	(Z)	(Z)	(Z)	-	-	127	13	-	- ICC
18	4	3	3	2	2	1	(Z)	(Z)	(Z)	-	-	47	8	-	- N-ICC
18	4	-	-	-	-	-	-	-	-	-	-	80	5	-	- P.T.
-	-	-	-	1	(Z)	(Z)	(Z)	3	4	-	-	64	20	-	- AIR
-	-	-	-	-	-	-	-	-	-	-	-	-	-	-	- WATER
-	-	-	-	-	-	-	-	-	-	-	-	5	12	-	- P.D.
-	-	(Z)	1	-	-	-	-	-	-	1	(Z)	(Z)	(Z)	-	13 OT-UK
-	-	-	-	-	-	-	-	-	-	-	-	-	-	-	-
365	299	204	106	290	245	66	94	45	44	99	74	683	130	60	20336 RAIL
139	248	23	31	156	207	44	40	27	32	59	49	47	20	-	201 M.C.
85	17	169	69	51	34	20	13	11	6	37	24	285	54	-	- M.C.
84	17	159	69	51	34	20	13	11	6	36	23	205	49	-	- ICC
(Z)	(Z)	10	-	-	-	-	-	-	-	1	1	80	5	-	- N-ICC
141	34	12	6	82	4	2	1	7	6	2	2	339	28	-	- P.T.
-	-	-	-	-	-	-	-	(Z)	(Z)	-	-	-	-	-	- AIR
-	-	-	-	2	(Z)	-	-	-	-	-	-	12	28	-	- WATER
-	-	-	-	(Z)	(Z)	-	-	-	-	-	-	(Z)	(Z)	-	- P.D.
-	-	-	-	-	-	-	-	-	-	-	-	(Z)	(Z)	-	60 OT-UK
-	-	-	-	-	-	-	-	-	-	-	-	-	-	-	-
70	20	22	11	149	73	57	10	10	5	9	7	18	18	8	20338 RAIL
-	-	-	-	-	-	-	-	2	2	-	-	-	-	-	- M.C.
56	14	19	9	95	58	4	2	2	1	9	7	15	12	-	- ICC
56	14	19	9	94	58	4	2	2	1	9	7	15	12	-	- N-ICC
-	-	-	(Z)	(Z)	(Z)	-	-	-	-	-	-	(Z)	(Z)	-	- P.T.
15	6	3	2	52	14	53	8	7	2	-	-	3	6	-	- AIR
-	-	-	-	-	-	-	-	-	-	-	-	-	-	-	- WATER
-	-	-	-	2	(Z)	-	-	-	-	-	-	-	-	-	- OT-UK
-	-	-	-	-	-	-	-	-	-	-	-	(Z)	(Z)	-	-
230	263	58	65	90	155	57	86	51	55	75	23	269	173	10	2034 RAIL
109	176	33	36	26	52	45	73	5	6	35	8	67	41	-	1 M.C.
99	80	22	24	55	99	10	12	30	31	36	12	173	122	1	1 ICC
86	55	14	13	25	34	7	6	24	22	34	10	134	106	1	- N-ICC
13	25	8	4	11	30	6	7	6	9	2	2	39	16	-	- P.T.
21	6	4	4	9	3	1	1	16	18	4	3	24	4	(Z)	- AIR
(Z)	(Z)	(Z)	(Z)	(Z)	1	-	-	-	-	-	-	-	-	-	- WATER
-	-	-	-	-	-	-	-	-	-	-	-	3	6	-	- P.D.
1	(Z)	(Z)	(Z)	(Z)	(Z)	-	-	(Z)	(Z)	(Z)	(Z)	(Z)	(Z)	-	9 OT-UK
-	-	-	-	-	-	-	-	-	-	-	-	3	(Z)	-	-
110	172	27	37	50	110	39	62	30	38	7	6	109	39	1	20341 RAIL
78	141	13	18	16	36	33	53	3	4	1	2	3	4	-	-

TABLE 2. SHIPMENTS BY MANUFACTURING ESTABLISHMENTS--COMMODITIES AND MEANS OF TRANSPORT BY DESTINATION: 1977--CON.

TCC CODE	COMMODITY AND MEANS OF TRANSPORT	ALL SHIPMENTS						TONS (THOUSANDS) AND TON-MILES (MILLIONS) BY DIVISION OF DESTINATION					
		VALUE (MILLION DOLLARS) (A)	TDNS (THOU- SANDS) (B)	TDN- MILES (MIL- LIONS) (C)	STANDARD ERROR (PERCENT) FOR COLUMNS--			NEW ENGLAND		MIDDLE ATLANTIC			
					(A)	(B)	(C)	TDNS	TDN- MILES	TDNS	TDN- MILES		
20341	DRIED AND DEHYDRATED FRUITS.												
	MDTR CARRIER.	247	193	227	35	34	39						
	MOTOR CARRIER, ICC	120	83	66	34	35	27	(Z)	(Z)	6	22	44	11
	MOTOR CARRIER, NON-ICC	127	110	161	44	42	49	2	6	14	34	7	34
	PRIVATE TRUCK.	96	57	35	48	46	53	-	-	3	7	-	-
	AIR.	(Z)	(Z)	(Z)	100	100	100	-	-	-	-	-	-
	PARCEL DELIVERY.	(Z)	(Z)	(Z)	100	100	100	-	-	-	-	-	-
	OTHER AND UNKNOW.	5	4	(Z)	61	74	100	-	-	-	-	-	-
20342	DRIED AND DEHYDRATED VEGETABLES AND SDUPS.	412	243	207	17	26	37	5	2	32	33	8	8
	RAIL	63	21	19	22	29	34	1	(Z)	4	8	24	19
	MOTOR CARRIER.	309	195	177	18	24	44	4	2	27	24	19	19
	MOTOR CARRIER, ICC	294	186	159	17	24	47	4	2	25	19	4	4
	MOTOR CARRIER, NON-ICC	15	9	17	86	91	98	-	-	2	4	-	-
	PRIVATE TRUCK.	18	16	4	76	92	90	(Z)	(Z)	1	1	(Z)	(Z)
	AIR.	1	2	1	70	88	90	-	-	(Z)	(Z)	-	-
	WATER.	1	1	5	32	32	32	-	-	-	-	-	-
	PARCEL DELIVERY.	1	1	(Z)	65	71	54	(Z)	(Z)	(Z)	(Z)	(Z)	(Z)
	OTHER AND UNKNOW.	17	7	(Z)	42	42	100	-	-	(Z)	(Z)	-	-
20343	DRIED AND DEHYDRATED POTATOES AND PRODUCTS, EXC. CHIPS	226	310	253	19	23	22	11	6	38	62	53	8
	RAIL	132	196	180	25	27	27	7	3	30	53	8	8
	MOTOR CARRIER.	86	103	64	33	44	45	3	3	7	8	7	8
	MOTOR CARRIER, ICC	84	102	64	33	44	45	3	3	7	8	7	8
	MOTOR CARRIER, NON-ICC	1	1	(Z)	60	60	83	-	-	(Z)	(Z)	-	-
	PRIVATE TRUCK.	6	10	8	50	58	61	-	-	(Z)	(Z)	-	-
	WATER.	1	1	1	100	100	100	1	(Z)	-	-	-	-
	OTHER AND UNKNOW.	1	1	-	95	95	-	-	-	-	-	-	-
2035	PICKLES, SAUCES, SEASONINGS, AND SALAD DRESSINGS	2 516	3 889	1 215	12	15	20	86	37	533	153	8	8
	RAIL	271	271	173	16	15	17	7	6	23	8	95	95
	MOTOR CARRIER.	1 240	1 691	602	14	13	14	48	20	302	95	-	-
	MOTOR CARRIER, ICC	1 184	1 635	592	15	14	14	44	20	302	95	-	-
	MOTOR CARRIER, NON-ICC	56	56	11	52	55	46	4	(Z)	-	-	-	-
	PRIVATE TRUCK.	883	1 809	402	26	28	45	31	11	205	47	-	-
	AIR.	5	2	3	70	65	70	-	-	(Z)	(Z)	-	-
	WATER.	10	12	25	37	41	57	-	-	-	-	-	-
	PARCEL DELIVERY.	(Z)	(Z)	(Z)	98	79	68	(Z)	(Z)	(Z)	(Z)	-	-
	OTHER AND UNKNOW.	107	105	10	20	18	40	-	-	1	3	-	-
20352	PICKLES AND OTHER PICKLE PRODUCTS	838	1 951	728	26	26	31	44	21	271	94	55	55
	RAIL	35	54	55	32	23	34	-	-	-	-	-	-
	MOTOR CARRIER.	279	678	336	26	23	24	13	11	105	55	55	55
	MOTOR CARRIER, ICC	276	673	331	26	23	25	13	11	105	55	-	-
	MOTOR CARRIER, NON-ICC	3	5	5	53	52	87	-	-	-	-	-	-
	PRIVATE TRUCK.	507	1 202	319	39	38	54	30	10	166	39	-	-
	AIR.	3	1	2	100	100	100	-	-	-	-	-	-
	WATER.	5	8	16	67	65	81	-	-	-	-	-	-
	PARCEL DELIVERY.	(Z)	(Z)	(Z)	98	79	68	(Z)	(Z)	(Z)	(Z)	-	-
	OTHER AND UNKNOW.	9	9	-	47	47	-	-	-	-	-	-	-
20354	SALAD DRESSINGS, MAYONNAISE, AND SANDWICH SPREADS.	1 339	1 599	336	14	19	19	39	13	205	43	8	8
	RAIL	216	185	91	21	21	25	7	6	23	8	30	30
	MOTOR CARRIER.	720	781	163	14	22	16	32	7	152	30	30	30
	MOTOR CARRIER, ICC	688	741	160	11	21	17	28	7	152	30	-	-
	MOTOR CARRIER, NON-ICC	32	40	3	65	66	56	4	(Z)	-	-	-	-
	PRIVATE TRUCK.	323	549	62	28	36	49	-	-	28	3	-	-
	AIR.	2	1	1	91	94	91	-	-	-	-	-	-
	WATER.	5	4	8	46	46	54	-	-	-	-	-	-
	OTHER AND UNKNOW.	73	80	10	13	15	40	-	-	1	3	-	-
20359	SAUCES AND SEASONINGS, NEC	340	339	151	38	18	19	3	3	57	16	(Z)	(Z)
	RAIL	19	33	26	50	55	47	-	-	(Z)	(Z)	-	-
	MOTOR CARRIER.	241	232	104	45	20	22	3	2	45	11	-	-
	MOTOR CARRIER, ICC	220	221	100	47	21	22	3	2	45	11	-	-
	MOTOR CARRIER, NON-ICC	21	11	3	60	50	57	-	-	-	-	-	-
	PRIVATE TRUCK.	54	58	21	25	30	38	(Z)	1	12	5	-	-
	AIR.	(Z)	(Z)	(Z)	94	89	83	-	-	(Z)	(Z)	-	-
	WATER.	(Z)	1	(Z)	81	71	92	-	-	-	-	-	-
	OTHER AND UNKNOW.	25	15	(Z)	44	44	100	-	-	-	-	-	-
2036	FRESH AND FROZEN PACKAGED FISH AND OTHER SEAFOODS.	2 581	2 340	1 134	12	24	37	146	19	1 233	73	5	5
	RAIL	8	2	5	100	100	100	-	-	2	5	-	-
	MOTOR CARRIER.	1 547	934	963	16	33	42	100	16	74	36	30	30
	MOTOR CARRIER, ICC	1 152	754	819	19	40	51	83	12	57	30	6	6
	MOTOR CARRIER, NON-ICC	395	180	144	22	26	15	17	4	17	6	-	-
	PRIVATE TRUCK.	711	1 302	60	17	42	21	45	3	1 157	31	(Z)	(Z)
	AIR.	23	9	12	53	64	65	-	-	-	-	-	-
	WATER.	276	87	94	46	47	48	-	-	-	-	-	-
	PARCEL DELIVERY.	(Z)	(Z)	(Z)	64	58	87	-	-	-	-	-	-
	OTHER AND UNKNOW.	16	5	(Z)	21	21	100	-	-	-	-	-	-
20361	FROZEN PROCESSED (PACKAGED) FISH AND OTHER SEAFOODS.	2 104	2 175	1 068	15	28	39	130	18	1 191	69	5	5
	RAIL	8	2	5	100	100	100	-	-	2	5	-	-
	MOTOR CARRIER.	1 333	868	918	17	36	45	97	16	64	34	28	28
	MOTOR CARRIER, ICC	941	690	776	21	44	54	80	12	47	28	6	6
	MOTOR CARRIER, NON-ICC	392	179	143	23	27	15	17	4	17	6	-	-
	PRIVATE TRUCK.	469	1 212	49	23	54	26	33	2	1 125	30	-	-
	AIR.	5	2	2	50	45	65	-	-	-	-	-	-
	WATER.	276	87	94	46	47	48	-	-	-	-	-	-
	PARCEL DELIVERY.	(Z)	(Z)	(Z)	100	100	100	-	-	-	-	-	-
	OTHER AND UNKNOW.	13	4	(Z)	20	20	100	-	-	-	-	-	-
20362	FRESH PROCESSED (PACKAGED) FISH AND OTHER SEAFOODS.	477	164	66	21	26	50	16	1	42	4	3	3
	MOTOR CARRIER.	214	65	44	37	41	69	4	(Z)	10	3	-	-
	MOTOR CARRIER, ICC	211	64	43	38	42	70	4	(Z)	10	3	-	-
	MOTOR CARRIER, NON-ICC	4	1	1	54	33	17	-	-	-	-	-	-



TONS (THOUSANDS) AND TON-MILES (MILLIONS) BY DIVISION OF DESTINATION--CON.

EAST NORTH CENTRAL		WEST NORTH CENTRAL		SOUTH ATLANTIC		EAST SOUTH CENTRAL		WEST SOUTH CENTRAL		MOUNTAIN		PACIFIC		DESTI-NATION UNKNOWN	TCC CODE AND MOT
TONS	TON-MILES	TONS	TON-MILES	TONS	TON-MILES	TONS	TON-MILES	TONS	TON-MILES	TONS	TON-MILES	TONS	TON-MILES	TONS	
20	28	13	17	34	74	6	8	11	16	4	2	81	32	(Z)	20341
12	13	5	6	5	10	3	2	5	7	2	1	43	17	(Z)	M.C.
8	15	8	11	29	64	3	6	6	9	2	2	38	15	(Z)	ICC
12	3	2	2	1	1	1	1	16	18	2	2	21	3	-	N-ICC
-	-	(Z)	(Z)	-	-	-	-	-	-	-	-	-	-	-	AIR
(Z)	(Z)	-	-	-	-	-	-	(Z)	(Z)	-	-	(Z)	(Z)	-	P.D.
-	-	-	-	-	-	-	-	-	-	-	-	3	(Z)	1	OT-UK
71	40	6	7	22	22	3	3	13	11	5	4	78	85	8	20342
5	2	3	3	3	3	1	(Z)	(Z)	(Z)	(Z)	1	4	2	-	RAIL
61	38	3	4	10	16	2	2	13	11	3	2	71	78	1	M.C.
55	28	3	4	9	14	2	2	13	11	3	2	71	78	1	ICC
5	10	(Z)	(Z)	1	2	(Z)	(Z)	-	-	(Z)	(Z)	1	(Z)	-	N-ICC
5	(Z)	(Z)	(Z)	8	1	(Z)	(Z)	(Z)	(Z)	1	1	1	(Z)	(Z)	P.T.
(Z)	(Z)	-	-	(Z)	1	-	-	-	-	-	-	-	-	-	AIR
-	-	-	-	-	-	-	-	-	-	-	-	2	5	-	WATER
1	(Z)	(Z)	(Z)	(Z)	(Z)	-	-	(Z)	(Z)	(Z)	(Z)	(Z)	(Z)	-	P.D.
-	-	-	-	-	-	-	-	-	-	-	-	-	-	-	OT-UK
49	51	25	21	18	23	15	21	8	7	63	13	83	49	1	20343
27	33	17	16	7	13	12	19	2	2	34	5	59	35	-	RAIL
19	15	7	4	10	9	2	2	5	4	29	7	21	12	-	M.C.
19	15	7	4	10	9	2	2	5	4	29	7	20	12	-	ICC
-	-	-	-	(Z)	(Z)	-	-	-	-	-	-	(Z)	(Z)	-	N-ICC
4	3	2	1	1	1	(Z)	(Z)	(Z)	(Z)	1	(Z)	2	1	-	P.T.
-	-	-	-	-	-	-	-	-	-	-	-	(Z)	1	-	WATER
-	-	-	-	-	-	-	-	-	-	-	-	-	-	1	OT-UK
672	154	384	119	479	162	226	62	297	143	99	57	1 041	329	72	2035
49	29	5	3	85	40	1	(Z)	62	43	4	2	36	41	-	RAIL
239	55	93	45	189	56	77	30	99	52	75	40	569	209	-	M.C.
238	55	92	45	189	56	77	30	85	52	75	40	532	199	-	ICC
(Z)	(Z)	1	1	-	-	-	-	14	(Z)	-	-	37	10	-	N-ICC
384	68	286	71	203	64	148	30	132	44	19	14	400	54	-	P.T.
1	2	(Z)	(Z)	(Z)	(Z)	-	-	(Z)	(Z)	1	1	(Z)	(Z)	-	AIR
-	-	-	-	1	(Z)	-	-	(Z)	(Z)	-	-	11	24	-	WATER
-	-	-	-	-	-	-	-	-	-	-	-	(Z)	1	-	P.D.
(Z)	(Z)	-	-	(Z)	1	1	1	3	4	1	(Z)	26	1	72	OT-UK
401	101	292	71	192	72	116	40	136	64	61	32	430	233	9	20352
9	18	1	2	23	8	-	-	3	4	(Z)	(Z)	16	23	-	RAIL
62	21	29	12	38	20	48	21	32	27	48	20	303	149	-	M.C.
62	21	29	12	38	20	48	21	32	27	48	20	298	145	-	ICC
(Z)	(Z)	(Z)	(Z)	-	-	-	-	-	-	-	-	5	5	-	N-ICC
329	60	262	58	130	44	68	19	101	33	13	12	103	45	-	P.T.
1	2	-	-	-	-	-	-	-	-	(Z)	(Z)	-	-	-	AIR
-	-	-	-	-	-	-	-	-	-	-	-	8	16	-	WATER
-	-	-	-	-	-	-	-	-	-	-	-	(Z)	(Z)	-	P.D.
-	-	-	-	-	-	-	-	-	-	-	-	-	-	9	OT-UK
221	31	64	27	215	75	101	18	113	49	29	20	566	60	47	20354
27	6	3	1	62	32	-	-	45	29	4	2	14	8	-	RAIL
149	18	38	15	84	23	25	8	39	10	21	15	241	37	-	M.C.
149	18	37	14	84	23	25	8	25	10	21	15	219	35	-	ICC
-	-	1	1	-	-	-	-	14	(Z)	-	-	21	2	-	N-ICC
45	6	22	11	68	19	76	10	26	7	3	1	281	6	-	P.T.
(Z)	(Z)	(Z)	(Z)	(Z)	(Z)	-	-	(Z)	(Z)	1	1	(Z)	(Z)	-	AIR
-	-	-	-	(Z)	(Z)	-	-	-	-	-	-	3	8	-	WATER
-	-	-	-	(Z)	1	1	1	3	4	1	(Z)	26	1	47	OT-UK
50	22	28	20	73	14	9	3	48	29	8	6	46	37	15	20359
13	5	(Z)	(Z)	(Z)	(Z)	1	(Z)	14	9	-	-	5	11	-	RAIL
27	15	26	19	67	13	4	1	28	15	6	5	25	22	-	M.C.
27	15	26	19	67	13	4	1	28	15	6	5	14	19	-	ICC
-	-	(Z)	(Z)	-	-	-	-	-	-	-	-	11	3	-	N-ICC
10	2	2	2	5	1	5	2	6	4	3	1	16	3	-	P.T.
-	-	-	-	-	-	-	-	(Z)	(Z)	-	-	-	-	-	AIR
-	-	-	-	1	(Z)	-	-	(Z)	(Z)	-	-	(Z)	(Z)	-	WATER
(Z)	(Z)	-	-	-	-	-	-	-	-	-	-	-	-	15	OT-UK
170	125	176	204	138	65	27	18	89	123	25	27	331	480	5	2036
-	-	-	-	(Z)	(Z)	-	-	-	-	-	-	-	-	-	RAIL
162	121	170	197	84	53	19	16	85	120	21	24	218	379	-	M.C.
98	84	161	188	56	35	10	9	72	105	16	14	201	340	-	ICC
64	37	9	9	29	18	9	7	13	15	5	10	17	38	-	N-ICC
8	4	3	3	53	10	8	2	3	2	3	3	22	4	-	P.T.
1	1	3	4	1	2	(Z)	(Z)	1	1	1	1	4	3	-	AIR
-	-	-	-	-	-	-	-	-	-	-	-	87	94	-	WATER
(Z)	(Z)	-	-	(Z)	(Z)	-	-	-	-	(Z)	(Z)	(Z)	(Z)	-	P.D.
-	-	-	-	-	-	(Z)	(Z)	-	-	-	-	-	-	5	OT-UK
160	120	155	177	91	50	24	16	89	122	22	23	310	474	4	20361
-	-	-	-	(Z)	(Z)	-	-	-	-	-	-	-	-	-	RAIL
153	116	152	175	70	45	18	16	85	120	19	20	210	376	-	M.C.
89	80	143	165	41	27	10	9	72	105	14	11	194	338	-	ICC
64	37	9	9	29	18	8	7	13	15	5	10	17	38	-	N-ICC
7	3	3	2	21	4	5	(Z)	3	2	3	2	12	3	-	P.T.
(Z)	(Z)	(Z)	1	(Z)	1	(Z)	(Z)	(Z)	(Z)	(Z)	(Z)	1	(Z)	-	AIR
-	-	-	-	-	-	-	-	-	-	-	-	87	94	-	WATER
-	-	-	-	-	-	-	-	-	-	(Z)	(Z)	(Z)	(Z)	-	P.D.
-	-	-	-	-	-	(Z)	(Z)	-	-	-	-	-	-	4	OT-UK
10	6	21	27	47	15	3	2	1	1	3	4	21	6	1	20362
9	4	18	23	15	8	1	(Z)	-	-	2	3	8	3	-	M.C.
9	4	18	23	15	8	(Z)	(Z)	-	-	2	3	7	2	-	ICC
-	-	-	-	(Z)	(Z)	(Z)	(Z)	-	-	(Z)	(Z)	1	(Z)	-	N-ICC

TABLE 2. SHIPMENTS BY MANUFACTURING ESTABLISHMENTS--COMMODITIES AND MEANS OF TRANSPORT BY DESTINATION: 1977--CON.

TCC CODE	COMMODITY AND MEANS OF TRANSPORT	ALL SHIPMENTS						TONS (THOUSANDS) AND TON-MILES (MILLIONS) BY DIVISION OF DESTINATION					
		VALUE (MILLION DOLLARS) (A)	TONS (THOU- SANDS) (B)	TON- MILES (MIL- LIONS) (C)	STANDARD ERROR (PERCENT) FOR COLUMNS--			NEW ENGLAND		MIDDLE ATLANTIC			
					(A)	(B)	(C)	TONS	TON- MILES	TONS	TON- MILES		
20362	FRESH PROCESSED (PACKAGE) FISH AND OTHER SEAFOODS												
	PRIVATE TRUCK	241	90	12	35	33	42	12	1	32	1		
	AIR	18	8	10	56	68	65	-	-	(Z)	(Z)		
	PARCEL DELIVERY	(Z)	(Z)	(Z)	85	71	60	-	-	-	-		
	OTHER AND UNKNOWN	3	1	-	48	48	-	-	-	-	-		
2037	FROZEN FRUITS, FRUIT JUICES, AND VEGETABLES	3 217	6 053	5 565	10	12	13	335	400	1 147	1 368		
	RAIL	1 099	2 459	3 261	13	17	14	89	171	463	908		
	MOTOR CARRIER	1 643	2 885	2 121	16	17	19	210	217	562	435		
	MOTOR CARRIER, ICC	1 551	2 612	1 983	16	15	17	210	217	507	393		
	MOTOR CARRIER, NON-ICC	92	273	138	48	65	75	-	-	56	42		
	PRIVATE TRUCK	434	650	180	25	23	22	35	12	122	25		
	WATER	5	6	2	46	44	73	-	-	-	-		
	OTHER AND UNKNOWN	36	53	1	5	7	71	-	-	-	-		
20371	FROZEN FRUITS	123	194	160	47	40	43	16	17	52	73		
	RAIL	25	38	72	70	69	73	(Z)	1	18	43		
	MOTOR CARRIER	54	105	80	43	48	49	15	16	32	29		
	MOTOR CARRIER, ICC	51	95	76	44	47	47	15	16	31	29		
	MOTOR CARRIER, NON-ICC	3	10	4	100	100	100	-	-	1	1		
	PRIVATE TRUCK	40	44	8	85	75	76	(Z)	(Z)	2	(Z)		
	OTHER AND UNKNOWN	5	7	-	16	16	-	-	-	-	-		
20372	FROZEN JUICES AND AOGES	1 177	1 866	1 650	25	31	33	148	165	476	369		
	RAIL	237	366	588	36	33	36	10	11	90	98		
	MOTOR CARRIER	784	1 298	1 019	30	35	36	138	154	312	260		
	MOTOR CARRIER, ICC	764	1 179	932	30	32	32	138	154	285	232		
	MOTOR CARRIER, NON-ICC	20	119	86	94	98	98	-	-	28	28		
	PRIVATE TRUCK	129	171	42	34	35	33	-	-	73	12		
	WATER	5	6	1	49	48	96	-	-	-	-		
	OTHER AND UNKNOWN	21	25	1	2	1	71	-	-	-	-		
20373	FROZEN VEGETABLES	1 875	3 566	3 719	12	14	16	152	217	607	922		
	RAIL	818	1 700	2 586	16	17	18	79	159	356	768		
	MOTOR CARRIER	795	1 438	1 004	20	20	19	54	47	215	144		
	MOTOR CARRIER, ICC	725	1 293	957	21	21	20	54	47	188	131		
	MOTOR CARRIER, NON-ICC	69	144	47	56	59	49	-	-	27	13		
	PRIVATE TRUCK	251	407	127	25	21	24	19	11	36	11		
	WATER	(Z)	(Z)	1	100	100	100	-	-	-	-		
	OTHER AND UNKNOWN	11	21	(Z)	18	18	100	-	-	-	-		
20379	FROZEN FRUITS, JUICES, AND VEGETABLES, NEC	42	428	36	39	49	42	18	1	13	4		
	RAIL	18	354	16	57	57	57	-	-	-	-		
	MOTOR CARRIER	10	45	18	65	81	71	3	1	2	2		
	MOTOR CARRIER, ICC	10	45	18	65	81	71	3	1	2	2		
	PRIVATE TRUCK	13	28	3	53	39	78	16	(Z)	10	2		
2038	FROZEN SPECIALTIES	3 016	2 773	1 562	13	15	22	110	58	336	119		
	RAIL	69	73	52	31	28	33	4	6	6	7		
	MOTOR CARRIER	2 169	1 964	1 277	17	22	27	89	46	237	92		
	MOTOR CARRIER, ICC	1 895	1 779	1 142	13	21	28	86	44	231	88		
	MOTOR CARRIER, NON-ICC	275	185	136	59	62	81	3	2	6	3		
	PRIVATE TRUCK	740	706	226	15	17	20	17	6	93	20		
	AIR	(Z)	(Z)	(Z)	70	57	65	-	-	(Z)	(Z)		
	WATER	2	2	4	100	100	100	-	-	-	-		
	PARCEL DELIVERY	(Z)	(Z)	(Z)	100	100	100	-	-	(Z)	(Z)		
	OTHER AND UNKNOWN	36	28	2	67	62	100	-	-	(Z)	(Z)		
20381	FROZEN PREPARED FOODS AND SOUPS, EXC. SEAFOODS	2 261	1 885	986	13	11	19	72	37	237	89		
	RAIL	53	55	34	38	34	43	-	-	4	4		
	MOTOR CARRIER	1 604	1 297	787	16	15	23	55	31	164	69		
	MOTOR CARRIER, ICC	1 329	1 112	652	11	11	15	53	30	158	66		
	MOTOR CARRIER, NON-ICC	275	185	136	59	62	82	2	1	6	3		
	PRIVATE TRUCK	568	506	161	17	13	14	17	6	69	16		
	AIR	(Z)	(Z)	(Z)	100	100	100	-	-	-	-		
	WATER	2	2	4	100	100	100	-	-	-	-		
	OTHER AND UNKNOWN	34	25	-	71	71	-	-	-	-	-		
20389	FROZEN SPECIALTIES, NEC	755	888	576	29	38	50	38	21	99	30		
	RAIL	16	18	18	35	40	52	4	6	2	3		
	MOTOR CARRIER	565	667	490	38	52	61	33	15	74	22		
	MOTOR CARRIER, ICC	565	667	490	38	52	61	33	14	74	22		
	MOTOR CARRIER, NON-ICC	(Z)	1	(Z)	90	96	100	(Z)	(Z)	-	-		
	PRIVATE TRUCK	172	199	66	28	43	46	(Z)	(Z)	23	5		
	AIR	(Z)	(Z)	(Z)	72	73	85	-	-	(Z)	(Z)		
	PARCEL DELIVERY	(Z)	(Z)	(Z)	100	100	100	-	-	(Z)	(Z)		
	OTHER AND UNKNOWN	2	3	2	100	100	100	-	-	(Z)	(Z)		
204	GRAIN MILL PRODUCTS	21 767	109 538	27 598	7	10	5	2 424	1 838	10 188	4 831		
	RAIL	9 373	40 498	19 126	6	8	7	1 005	1 493	6 426	3 663		
	MOTOR CARRIER	3 921	14 266	4 087	8	10	5	3	255	1 732	808		
	MOTOR CARRIER, ICC	3 422	11 736	3 125	9	12	6	20	172	1 450	504		
	MOTOR CARRIER, NON-ICC	499	2 530	962	14	10	17	65	84	282	303		
	PRIVATE TRUCK	7 623	52 663	3 988	17	20	20	95	40	1 896	165		
	AIR	6	2	2	51	46	60	-	-	(Z)	(Z)		
	WATER	135	553	382	39	35	39	31	50	135	196		
	PARCEL DELIVERY	14	6	2	82	83	70	-	-	(Z)	(Z)		
	OTHER AND UNKNOWN	694	1 550	12	11	16	40	-	-	-	-		
2041	FLOUR AND OTHER GRAIN MILL PRODUCTS	3 313	22 426	8 111	19	16	17	1 016	725	4 001	1 629		
	RAIL	2 190	16 316	7 271	16	18	19	962	705	3 389	1 524		
	MOTOR CARRIER	241	1 268	280	37	19	26	38	15	373	69		
	MOTOR CARRIER, ICC	223	1 155	254	39	20	27	38	15	365	68		
	MOTOR CARRIER, NON-ICC	19	112	26	47	53	74	-	-	8	2		
	PRIVATE TRUCK	851	4 703	559	50	31	45	15	5	239	36		
	WATER	(Z)	(Z)	(Z)	-	-	-	-	-	-	-		
	PARCEL DELIVERY	(Z)	1	1	99	100	100	-	-	-	-		





TABLE 2. SHIPMENTS BY MANUFACTURING ESTABLISHMENTS--COMMOITIES AND MEANS OF TRANSPORT BY DESTINATION: 1977--CON.

TCC CODE	COMMOITY AND MEANS OF TRANSPORT	ALL SHIPMENTS						TONS (THOUSANDS) AND TON-MILES (MILLIONS) BY DIVISION OF DESTINATION			
		VALUE (MILLION DOLLARS) (A)	TONS (THOU- SANDS) (B)	TON- MILES (MIL- LIONS) (C)	STANDARD ERROR (PERCENT) FOR COLUMNS--			NEW ENGLAND		MIDDLE ATLANTIC	
					(A)	(B)	(C)	TONS	TON- MILES	TONS	TON- MILES
2041	FLOUR AND OTHER GRAIN MILL PRODUCTS.	29	138	(Z)	84	86	99	-	-	-	-
20411	WHEAT FLOUR.	2 033	13 085	4 661	18	20	18	500	301	2 812	1 054
	RAIL	1 236	8 466	4 028	22	22	19	455	285	2 331	983
	MOTOR CARRIER, ICC	138	858	193	19	24	25	31	11	342	55
	MOTOR CARRIER, NON-ICC	19	112	26	56	60	81	-	-	8	2
	PRIVATE TRUCK	633	3 613	414	32	32	35	14	5	138	15
	WATER	(Z)	(Z)	(Z)	-	-	-	-	-	-	-
	OTHER AND UNKNOWN	7	35	(Z)	97	98	100	-	-	-	-
20412	WHEAT BRAN, MIDDLINGS, AND SHORTS.	463	4 513	1 112	61	21	31	156	102	539	116
	RAIL	328	3 797	1 030	21	22	26	151	99	453	95
	MOTOR CARRIER, ICC	16	42	15	98	88	94	5	3	2	1
	MOTOR CARRIER, NON-ICC	16	42	15	98	88	94	5	3	2	1
	PRIVATE TRUCK	114	670	68	89	51	85	-	-	85	19
	OTHER AND UNKNOWN	5	4	-	28	28	-	-	-	-	-
20413	CORNMEAL AND FLOUR	404	2 239	983	28	36	51	9	8	274	223
	RAIL	326	1 918	911	34	41	55	9	8	260	215
	MOTOR CARRIER, ICC	10	53	15	40	32	33	(Z)	(Z)	12	8
	MOTOR CARRIER, NON-ICC	10	53	15	40	32	34	(Z)	(Z)	12	8
	PRIVATE TRUCK	68	267	57	32	33	69	-	-	2	(Z)
	OTHER AND UNKNOWN	(Z)	(Z)	(Z)	100	100	100	-	-	-	-
20414	RYE FLOUR AND MEAL	23	133	12	23	24	43	4	1	11	2
	RAIL	4	22	10	42	43	54	4	1	-	-
	MOTOR CARRIER, ICC	(Z)	1	(Z)	100	100	100	-	-	1	(Z)
	MOTOR CARRIER, NON-ICC	(Z)	1	(Z)	100	100	100	-	-	1	(Z)
	PRIVATE TRUCK	2	12	2	45	50	53	1	(Z)	10	1
	OTHER AND UNKNOWN	17	98	-	51	51	-	-	-	-	-
20418	GRAIN MILL BYPRODUCTS.	157	1 450	786	35	35	48	179	160	298	193
	RAIL	136	1 315	777	40	38	48	179	160	290	191
	MOTOR CARRIER, ICC	21	134	8	41	40	34	-	-	8	1
	MOTOR CARRIER, NON-ICC	21	134	8	41	40	34	-	-	8	1
	PRIVATE TRUCK	(Z)	1	1	79	75	99	-	-	-	-
20419	FLOUR AND OTHER GRAIN MILL PRODUCTS, NEC	223	984	551	37	38	39	164	152	58	41
	RAIL	158	789	512	42	44	40	164	152	55	39
	MOTOR CARRIER, ICC	33	59	21	48	36	35	(Z)	(Z)	3	2
	MOTOR CARRIER, NON-ICC	32	59	21	53	41	38	(Z)	(Z)	3	2
	PRIVATE TRUCK	32	135	17	51	46	56	-	-	-	-
	PARCEL DELIVERY	(Z)	1	1	99	100	100	-	-	-	-
	OTHER AND UNKNOWN	(Z)	-	-	100	-	-	-	-	-	-
2042	PREPARED FEED: ANIMAL, FISH, AND POULTRY	11 564	65 059	7 872	12	18	11	415	269	3 414	667
	RAIL	2 666	9 611	3 266	13	14	10	192	136	720	453
	MOTOR CARRIER, ICC	2 070	7 308	1 581	16	25	16	160	108	277	108
	MOTOR CARRIER, NON-ICC	2 015	7 095	1 521	16	25	16	150	95	254	87
	PRIVATE TRUCK	55	213	60	27	35	77	10	13	22	20
	AIR	6 447	47 543	2 968	19	23	27	63	25	2 418	104
	WATER	4	1	1	93	76	68	-	-	(Z)	(Z)
	PARCEL DELIVERY	17	110	50	24	20	69	-	-	(Z)	2
	OTHER AND UNKNOWN	16	6	1	88	95	93	-	-	(Z)	(Z)
	OTHER AND UNKNOWN	345	479	6	13	10	44	-	-	-	-
20421	PREPARED FEED: ANIMAL, FISH, AND POULTRY	10 374	62 352	6 650	13	18	13	257	200	2 978	468
	RAIL	2 319	8 990	2 741	15	16	12	158	109	563	358
	MOTOR CARRIER, ICC	1 587	6 206	1 051	17	26	19	95	87	129	55
	MOTOR CARRIER, NON-ICC	1 546	6 048	1 008	17	27	18	85	74	108	35
	PRIVATE TRUCK	41	158	44	26	38	88	10	13	21	20
	AIR	6 145	46 693	2 808	20	24	29	4	4	2 267	88
	WATER	4	1	1	98	90	69	-	-	-	-
	PARCEL DELIVERY	14	105	42	27	20	82	-	-	-	-
	OTHER AND UNKNOWN	16	6	1	88	95	93	-	-	(Z)	(Z)
	OTHER AND UNKNOWN	290	352	6	17	15	44	-	-	-	-
20423	CANNEED FEED: ANIMAL, FISH, AND POULTRY	1 190	2 707	1 222	17	27	18	158	70	436	200
	RAIL	347	621	525	17	22	21	34	28	137	129
	MOTOR CARRIER, ICC	483	1 102	529	21	31	26	65	21	148	53
	MOTOR CARRIER, NON-ICC	469	1 047	514	20	28	24	65	21	146	53
	PRIVATE TRUCK	14	55	16	81	91	99	-	-	2	(Z)
	AIR	302	851	160	40	54	26	59	21	151	16
	WATER	(Z)	(Z)	(Z)	100	100	100	-	-	(Z)	(Z)
	PARCEL DELIVERY	3	5	8	38	51	40	-	-	(Z)	2
	OTHER AND UNKNOWN	55	128	-	-	-	-	-	-	-	-
2043	CEREAL PREPARATIONS.	1 930	1 845	981	6	7	11	111	60	302	140
	RAIL	1 620	1 473	874	7	8	12	104	57	236	119
	MOTOR CARRIER, ICC	234	276	80	9	13	17	5	1	53	12
	MOTOR CARRIER, NON-ICC	229	272	80	10	13	17	5	1	53	12
	PRIVATE TRUCK	5	4	(Z)	22	24	31	-	-	1	(Z)
	AIR	61	78	23	16	23	22	2	2	12	9
	WATER	(Z)	(Z)	(Z)	35	44	60	-	-	(Z)	(Z)
	PARCEL DELIVERY	3	2	4	63	63	63	-	-	-	-
	OTHER AND UNKNOWN	13	15	-	64	47	-	-	-	(Z)	(Z)
20431	COOKED CEREALS: FLAKED, GRANULATED, ETC.	1 697	1 492	777	5	7	12	69	44	249	110
	RAIL	1 430	1 198	700	6	8	13	64	42	196	95
	MOTOR CARRIER, ICC	206	228	58	10	13	18	5	1	45	11
	MOTOR CARRIER, NON-ICC	201	224	58	10	14	19	5	1	45	11
	OTHER AND UNKNOWN	5	4	(Z)	22	25	32	-	-	1	(Z)

TONS (THOUSANDS) AND TON-MILES (MILLIONS) BY DIVISION OF DESTINATION--CON.

EAST NORTH CENTRAL		WEST NORTH CENTRAL		SOUTH ATLANTIC		EAST SOUTH CENTRAL		WEST SOUTH CENTRAL		MOUNTAIN		PACIFIC		DESTINATION UNKNOWN	TCC CODE AND MOT
TONS	TON-MILES	TONS	TON-MILES	TONS	TON-MILES	TONS	TON-MILES	TONS	TON-MILES	TONS	TON-MILES	TONS	TON-MILES	TONS	
3	(Z)	-	-	-	-	-	-	(Z)	(Z)	-	-	-	-	134	2041 OT-UK
2 281	902	643	156	1 321	352	864	334	1 972	625	166	66	2 478	870	47	20411
1 901	803	452	134	357	253	609	278	938	445	108	62	1 299	784	15	RAIL
239	59	118	16	20	20	35	16	164	35	5	3	16	4	-	M.C.
234	59	99	15	20	20	8	3	110	25	5	3	16	4	-	ICC
5	(Z)	19	1	-	-	27	13	54	11	-	-	-	-	-	N-ICC
137	41	74	5	944	80	221	40	869	145	54	1	1 163	83	-	P.T.
-	-	-	-	-	-	-	-	-	-	-	-	(Z)	(Z)	-	WATER
3	(Z)	-	-	-	-	-	-	-	-	-	-	-	-	32	OT-UK
662	223	1 447	303	141	22	204	58	762	174	39	11	559	103	4	20412
632	219	1 379	284	96	21	152	47	610	161	37	11	286	94	-	RAIL
4	2	8	4	-	-	-	-	21	2	-	-	2	2	-	M.C.
4	2	8	4	-	-	-	-	21	2	-	-	2	2	-	ICC
26	2	59	16	45	1	51	11	131	11	3	(Z)	271	8	-	P.T.
-	-	-	-	-	-	-	-	-	-	-	-	-	-	4	OT-UK
961	195	110	16	344	170	215	55	165	105	19	17	142	194	-	20413
927	190	80	9	268	165	89	40	125	74	19	17	142	194	-	RAIL
31	5	5	1	(Z)	(Z)	(Z)	(Z)	2	1	-	-	-	-	-	M.C.
31	5	5	1	(Z)	(Z)	(Z)	(Z)	2	1	-	-	-	-	-	ICC
3	1	25	6	(Z)	(Z)	(Z)	(Z)	-	-	-	-	-	-	-	N-ICC
-	-	-	-	75	5	126	16	38	30	-	-	-	-	-	P.T.
-	-	-	-	-	-	-	-	(Z)	(Z)	-	-	-	-	-	OT-UK
10	3	-	-	-	-	-	-	(Z)	(Z)	-	-	9	6	98	20414
10	3	-	-	-	-	-	-	-	-	-	-	9	6	-	RAIL
-	-	-	-	-	-	-	-	-	-	-	-	-	-	-	M.C.
-	-	-	-	-	-	-	-	(Z)	(Z)	-	-	-	-	-	ICC
-	-	-	-	-	-	-	-	-	-	-	-	1	(Z)	-	P.T.
-	-	-	-	-	-	-	-	-	-	-	-	-	-	98	OT-UK
383	23	222	56	157	129	24	13	4	2	22	17	160	194	-	20418
267	19	212	53	157	129	24	13	4	2	22	16	160	194	-	RAIL
116	4	10	3	-	-	-	-	-	-	-	-	-	-	-	M.C.
116	4	10	3	-	-	-	-	-	-	-	-	-	-	-	ICC
-	-	(Z)	(Z)	-	-	-	-	(Z)	(Z)	1	1	-	-	-	P.T.
126	62	230	86	153	106	127	51	81	46	2	1	42	5	-	20419
104	56	160	72	149	104	74	40	77	44	-	4	5	5	-	RAIL
18	4	23	6	3	3	6	3	4	2	1	1	(Z)	1	-	M.C.
18	4	23	6	3	3	6	3	4	2	1	1	(Z)	1	-	ICC
-	-	-	-	(Z)	(Z)	-	-	-	-	-	-	-	-	-	N-ICC
3	1	47	7	(Z)	(Z)	46	8	1	(Z)	1	(Z)	38	(Z)	-	P.T.
1	1	(Z)	(Z)	-	-	-	-	-	-	-	-	-	-	-	P.O.
-	-	-	-	-	-	-	-	-	-	-	-	-	-	-	OT-UK
6 639	1 110	10 201	867	21 937	2 118	4 268	499	8 013	934	1 024	241	7 851	1 166	1 297	2042
1 634	436	406	169	2 625	720	1 509	327	1 720	448	173	130	632	447	1	RAIL
1 774	295	1 682	480	263	141	76	164	107	190	80	80	1 713	305	727	M.C.
1 727	293	1 664	238	467	256	141	76	164	107	140	80	1 661	289	727	ICC
47	2	18	1	12	7	-	-	-	-	50	(Z)	53	16	-	N-ICC
3 224	379	8 055	453	18 745	1 133	2 614	95	6 122	370	661	31	5 491	377	152	P.T.
-	-	-	-	-	-	1	-	-	-	-	-	(Z)	(Z)	-	AIR
1	(Z)	5	1	88	3	-	-	7	8	-	-	15	37	-	WATER
5	(Z)	53	5	(Z)	(Z)	3	-	(Z)	(Z)	-	-	(Z)	(Z)	-	P.D.
-	-	-	-	-	-	3	(Z)	(Z)	(Z)	-	-	-	-	418	OT-UK
5 966	905	10 050	757	21 614	1 883	4 197	464	7 763	778	941	185	7 418	1 009	1 169	20421
1 588	366	326	88	2 555	674	1 466	310	1 622	381	167	124	566	365	1	RAIL
1 493	208	1 633	215	293	98	113	58	105	49	132	39	1 486	242	727	M.C.
1 446	206	1 615	214	282	91	113	58	105	49	83	38	1 486	242	727	ICC
1 47	2	18	1	12	7	-	-	-	-	50	(Z)	-	-	-	N-ICC
2 918	331	8 032	448	18 678	1 108	2 614	95	6 033	345	643	22	5 352	367	152	P.T.
-	-	-	-	-	-	1	-	-	-	-	-	(Z)	(Z)	-	AIR
-	-	-	-	88	3	-	-	3	4	-	-	14	35	-	WATER
1	(Z)	5	1	(Z)	(Z)	-	-	(Z)	(Z)	-	-	(Z)	(Z)	-	P.D.
5	(Z)	53	5	-	-	3	(Z)	(Z)	(Z)	-	-	-	-	290	OT-UK
673	205	151	109	324	235	71	35	250	156	83	56	433	157	128	20423
86	70	80	81	70	45	43	17	98	68	7	6	66	82	1	RAIL
281	86	49	24	186	165	28	18	60	58	58	41	228	63	-	M.C.
281	86	49	24	186	165	28	18	60	58	58	41	175	48	-	ICC
-	-	-	-	1	(Z)	-	-	-	-	(Z)	(Z)	53	16	-	N-ICC
306	49	23	5	67	25	-	-	89	25	18	9	139	10	-	P.T.
-	-	-	-	-	-	-	-	-	-	-	-	-	-	-	AIR
-	-	-	-	-	-	-	-	4	4	-	-	1	2	-	WATER
-	-	-	-	-	-	-	-	-	-	-	-	-	-	128	OT-UK
409	90	171	62	184	96	142	58	126	80	75	72	304	322	24	2043
264	67	128	44	158	81	121	53	112	72	69	67	283	314	-	RAIL
102	18	41	18	22	13	13	4	9	5	6	6	17	4	8	M.C.
100	18	40	18	22	13	13	4	9	5	5	6	17	4	8	ICC
2	(Z)	1	(Z)	(Z)	(Z)	-	-	-	-	1	(Z)	-	-	-	N-ICC
43	5	2	1	4	2	8	1	5	3	-	-	2	(Z)	-	P.T.
(Z)	(Z)	(Z)	(Z)	(Z)	(Z)	-	-	(Z)	(Z)	(Z)	(Z)	(Z)	(Z)	-	AIR
(Z)	(Z)	(Z)	(Z)	-	-	-	-	-	-	-	-	2	4	-	WATER
-	-	-	-	-	-	-	-	(Z)	(Z)	(Z)	(Z)	-	-	-	P.O.
-	-	-	-	-	-	-	-	-	-	-	-	-	-	15	OT-UK
330	64	153	56	145	75	113	44	113	73	65	66	244	246	13	20431
209	48	117	42	133	70	98	39	99	65	59	60	224	238	-	RAIL
83	12	34	13	8	3	13	4	9	5	6	6	17	3	8	M.C.
81	12	34	13	8	3	13	4	9	5	6	6	17	3	8	ICC
2	(Z)	1	(Z)	(Z)	(Z)	-	-	9	5	1	(Z)	-	-	-	N-ICC

TABLE 2. SHIPMENTS BY MANUFACTURING ESTABLISHMENTS--COMMOODITIES AND MEANS OF TRANSPORT BY DESTINATION: 1977--CON.

TCC CODE	COMMOODITY AND MEANS OF TRANSPORT	ALL SHIPMENTS						TONS (THOUSANDS) AND TON-MILES (MILLIONS) BY DIVISION OF DESTINATION					
		VALUE (MILLION DOLLARS) (A)	TONS (THOU- SANDS) (B)	TON- MILES (MIL- LIONS) (C)	STANDARD ERROR (PERCENT) FOR COLUMNS--			NEW ENGLAND		MIDDLE ATLANTIC			
					(A)	(B)	(C)	TONS	TON- MILES	TONS	TON- MILES		
20431	COOKED CEREALS; FLAKEO, GRANULATEO, ETC.												
	PRIVATE TRUCK.	52	59	15	20	29	27	-	-	8	5	-	-
	AIR.	(2)	(2)	(2)	35	44	60	-	-	(2)	(2)	-	-
	WATER.	3	2	4	63	63	63	-	-	-	-	-	-
	PARCEL DELIVERY.	(2)	(2)	(2)	98	92	89	-	-	(2)	(2)	-	-
	OTHER AND UNKNOWN.	6	4	-	98	98	-	-	-	-	-	-	-
20432	CEREALS, UNCOOKED.	233	353	204	22	20	26	42	17	53	30	-	-
	RAIL.	190	275	174	26	23	29	40	15	40	25	-	-
	MOTOR CARRIER.	28	48	22	29	33	51	(2)	(2)	8	2	-	-
	MOTOR CARRIER, ICC	28	47	22	29	33	51	(2)	(2)	8	2	-	-
	MOTOR CARRIER, NON-ICC	(2)	(2)	(2)	58	62	61	-	-	(2)	(2)	-	-
	PRIVATE TRUCK.	8	19	8	35	36	48	2	2	4	4	-	-
	PARCEL DELIVERY.	(2)	(2)	(2)	100	100	100	-	-	-	-	-	-
	OTHER AND UNKNOWN.	7	11	-	-	-	-	-	-	-	-	-	-
2044	RICE, MILLED, FLOUR AND MEAL	1 340	6 808	3 466	17	15	17	115	207	935	1 208	-	-
	RAIL.	607	3 338	2 034	26	26	24	66	137	550	719	-	-
	MOTOR CARRIER.	454	2 385	1 014	8	7	13	18	21	240	283	-	-
	MOTOR CARRIER, ICC	151	633	420	13	26	21	9	11	98	122	-	-
	MOTOR CARRIER, NON-ICC	303	1 751	594	13	9	18	9	10	141	166	-	-
	PRIVATE TRUCK.	119	345	84	22	11	18	(2)	(2)	11	12	-	-
	AIR.	(2)	(2)	(2)	100	100	100	-	-	-	-	-	-
	WATER.	117	456	329	45	45	43	31	50	135	194	-	-
	PARCEL DELIVERY.	(2)	(2)	(2)	76	69	69	-	-	-	-	-	-
	OTHER AND UNKNOWN.	43	284	4	35	19	100	-	-	-	-	-	-
20441	RICE, CLEANED.	1 181	4 730	2 924	18	13	18	115	207	883	1 142	-	-
	RAIL.	525	1 901	1 570	29	23	29	66	137	504	658	-	-
	MOTOR CARRIER.	429	2 034	949	8	7	13	18	21	235	279	-	-
	MOTOR CARRIER, ICC	141	477	384	11	16	21	9	11	98	121	-	-
	MOTOR CARRIER, NON-ICC	288	1 557	565	14	11	19	9	10	137	158	-	-
	PRIVATE TRUCK.	88	262	76	16	14	20	-	-	10	11	-	-
	WATER.	115	441	324	46	45	43	31	50	135	194	-	-
	PARCEL DELIVERY.	(2)	(2)	(2)	76	69	69	-	-	-	-	-	-
	OTHER AND UNKNOWN.	24	92	4	88	92	100	-	-	-	-	-	-
20442	RICE FLOUR, BRAN AND MEAL.	36	586	136	26	26	44	-	-	1	1	-	-
	RAIL.	15	260	101	56	54	60	-	-	-	-	-	-
	MOTOR CARRIER.	14	225	32	40	40	45	-	-	-	-	-	-
	MOTOR CARRIER, ICC	5	103	16	66	67	76	-	-	-	-	-	-
	MOTOR CARRIER, NON-ICC	8	121	17	54	54	58	-	-	-	-	-	-
	PRIVATE TRUCK.	1	9	3	48	39	55	-	-	1	1	-	-
	OTHER AND UNKNOWN.	6	93	-	-	-	-	-	-	-	-	-	-
20443	BREWERS RICE	51	400	165	30	29	46	-	-	17	21	-	-
	RAIL.	33	273	148	41	38	45	-	-	13	17	-	-
	MOTOR CARRIER.	4	19	16	68	73	77	-	-	4	4	-	-
	MOTOR CARRIER, ICC	2	15	12	94	92	99	-	-	-	-	-	-
	MOTOR CARRIER, NON-ICC	1	4	4	100	100	100	-	-	4	4	-	-
	PRIVATE TRUCK.	1	8	1	69	69	85	-	-	-	-	-	-
	OTHER AND UNKNOWN.	13	100	-	17	17	-	-	-	-	-	-	-
20449	MILLED RICE AND BYPRODUCTS, NEC.	72	1 092	240	34	47	38	(2)	(2)	34	44	-	-
	RAIL.	33	903	215	39	57	42	-	-	33	43	-	-
	MOTOR CARRIER.	7	108	16	46	52	50	-	-	(2)	(2)	-	-
	MOTOR CARRIER, ICC	5	38	8	38	82	42	-	-	(2)	(2)	-	-
	MOTOR CARRIER, NON-ICC	5	69	8	68	70	87	-	-	(2)	(2)	-	-
	PRIVATE TRUCK.	29	66	3	72	29	30	(2)	(2)	(2)	(2)	-	-
	AIR.	(2)	(2)	(2)	100	100	100	-	-	-	-	-	-
	WATER.	3	15	5	62	63	63	-	-	-	-	-	-
2045	BLENDED AND PREPARED FLOUR	1 409	3 254	1 178	16	23	27	134	84	425	166	-	-
	RAIL.	727	1 735	825	19	29	30	87	62	273	136	-	-
	MOTOR CARRIER.	248	497	193	15	22	23	36	18	118	21	-	-
	MOTOR CARRIER, ICC	236	463	176	15	24	24	36	18	115	21	-	-
	MOTOR CARRIER, NON-ICC	13	33	17	59	66	82	-	-	4	(2)	-	-
	PRIVATE TRUCK.	336	918	159	29	27	38	10	5	33	8	-	-
	AIR.	(2)	(2)	(2)	89	85	95	-	-	(2)	(2)	-	-
	WATER.	(2)	(2)	(2)	-	-	-	-	-	-	-	-	-
	PARCEL DELIVERY.	(2)	(2)	(2)	100	100	100	-	-	-	-	-	-
	OTHER AND UNKNOWN.	97	104	(2)	2	2	20	-	-	-	-	-	-
20451	PREPARED FLOUR (PHOSPHATED, SELF-RISING)	243	1 042	393	44	44	44	(2)	(2)	13	4	-	-
	RAIL.	153	628	290	41	44	40	(2)	(2)	7	2	-	-
	MOTOR CARRIER.	9	32	17	67	64	92	-	-	2	(2)	-	-
	MOTOR CARRIER, ICC	2	6	1	66	72	71	-	-	2	(2)	-	-
	MOTOR CARRIER, NON-ICC	8	26	16	71	69	98	-	-	-	-	-	-
	PRIVATE TRUCK.	82	383	85	55	53	60	-	-	4	1	-	-
20452	PREPARED FLOUR MIXES	1 165	2 212	785	17	27	33	134	84	413	162	-	-
	RAIL.	575	1 107	535	21	36	38	87	62	266	134	-	-
	MOTOR CARRIER.	239	465	176	14	23	24	36	18	117	21	-	-
	MOTOR CARRIER, ICC	234	458	175	15	24	24	36	18	113	20	-	-
	MOTOR CARRIER, NON-ICC	5	7	1	63	70	72	-	-	4	(2)	-	-
	PRIVATE TRUCK.	255	535	74	35	36	51	10	5	30	7	-	-
	AIR.	(2)	(2)	(2)	89	85	95	-	-	(2)	(2)	-	-
	WATER.	(2)	(2)	(2)	-	-	-	-	-	-	-	-	-
	PARCEL DELIVERY.	(2)	(2)	(2)	100	100	100	-	-	-	-	-	-
	OTHER AND UNKNOWN.	97	104	(2)	2	2	20	-	-	-	-	-	-
2046	WET CORN MILLING PRODUCTS.	2 082	10 605	5 416	6	7	6	481	397	1 400	829	-	-
	RAIL.	1 411	7 750	4 652	6	9	7	424	373	954	642	-	-
	MOTOR CARRIER.	458	2 025	635	10	6	7	55	22	361	163	-	-
	MOTOR CARRIER, ICC	449	1 979	617	11	6	7	55	22	361	163	-	-
	MOTOR CARRIER, NON-ICC	9	45	17	40	45	61	-	-	-	-	-	-
	PRIVATE TRUCK.	118	591	129	41	20	15	3	1	85	24	-	-



TONS (THOUSANDS) AND TON-MILES (MILLIONS) BY DIVISION OF DESTINATION--CON.

EAST NORTH CENTRAL		WEST NORTH CENTRAL		SOUTH ATLANTIC		EAST SOUTH CENTRAL		WEST SOUTH CENTRAL		MOUNTAIN		PACIFIC		DESTINATION UNKNOWN	TCC CODE AND MOT	
TONS	TON-MILES	TONS	TON-MILES	TONS	TON-MILES	TONS	TON-MILES	TONS	TON-MILES	TONS	TON-MILES	TONS	TON-MILES	TONS		
38	4	2	(Z)	3	2	2	1	5	3	-	-	2	(Z)	-	20431	
(Z)	(Z)	(Z)	(Z)	(Z)	(Z)	-	-	(Z)	(Z)	(Z)	(Z)	(Z)	(Z)	-	P.T.	
-	-	-	-	-	-	-	-	-	-	-	-	2	4	-	AIR	
(Z)	(Z)	(Z)	(Z)	-	-	-	-	(Z)	(Z)	(Z)	(Z)	-	-	-	WATER	
-	-	-	-	-	-	-	-	-	-	-	-	-	-	-	P.D.	
-	-	-	-	-	-	-	-	-	-	-	-	-	-	-	4	OT-UK
79	26	18	7	39	21	29	14	13	7	9	7	60	76	11	20432	
55	19	11	2	24	11	23	14	13	7	9	7	59	76	-	RAIL	
19	6	6	4	14	10	(Z)	(Z)	(Z)	(Z)	(Z)	(Z)	(Z)	(Z)	-	M.C.	
19	6	6	4	14	10	(Z)	(Z)	(Z)	(Z)	(Z)	(Z)	(Z)	(Z)	-	ICC	
-	-	-	-	-	-	-	-	-	-	(Z)	(Z)	-	-	-	N-ICC	
5	1	(Z)	(Z)	1	(Z)	6	(Z)	-	-	-	-	1	(Z)	-	P.T.	
-	-	(Z)	(Z)	-	-	-	-	-	-	-	-	-	-	-	P.D.	
-	-	-	-	-	-	-	-	-	-	-	-	-	-	-	11	OT-UK
423	498	345	163	491	387	340	106	2 914	317	228	169	821	410	196	2044	
265	345	306	143	168	130	286	92	1 367	190	135	114	195	165	-	RAIL	
125	117	32	15	298	235	25	7	1 026	93	93	55	528	187	-	M.C.	
102	92	5	7	34	18	6	2	33	29	41	40	304	101	-	ICC	
22	25	27	8	264	217	19	6	993	64	52	15	224	87	-	N-ICC	
3	3	7	4	25	22	20	4	198	24	(Z)	(Z)	80	15	-	P.T.	
-	-	-	-	-	-	-	-	-	-	(Z)	(Z)	-	-	-	AIR	
30	34	-	-	-	-	8	3	234	6	-	-	18	43	-	WATER	
(Z)	(Z)	-	-	-	-	-	-	-	-	-	-	-	-	-	P.D.	
-	-	-	-	-	-	-	-	88	4	-	-	-	-	-	196	OT-UK
411	483	90	81	406	324	149	30	2 126	224	73	65	472	367	4	20441	
258	334	54	63	88	71	106	18	652	101	38	30	136	158	-	RAIL	
122	115	31	15	292	232	25	7	1 025	93	36	35	250	153	-	M.C.	
101	91	5	7	29	15	5	1	32	28	27	28	171	82	-	ICC	
21	24	26	8	263	217	19	6	993	64	8	7	80	71	-	N-ICC	
1	1	5	3	25	22	19	4	134	21	(Z)	(Z)	68	14	-	P.T.	
30	34	-	-	-	-	-	-	228	4	-	-	18	43	-	WATER	
(Z)	(Z)	-	-	-	-	-	-	-	-	-	-	-	-	-	P.D.	
-	-	-	-	-	-	-	-	88	4	-	-	-	-	-	4	OT-UK
2	2	2	1	57	45	20	8	185	48	(Z)	(Z)	226	31	93	20442	
-	-	2	(Z)	57	45	19	8	181	47	-	-	-	-	-	RAIL	
(Z)	(Z)	(Z)	(Z)	(Z)	(Z)	1	(Z)	(Z)	(Z)	(Z)	(Z)	223	31	-	M.C.	
-	-	-	-	-	-	1	(Z)	-	-	-	-	102	16	-	ICC	
(Z)	(Z)	(Z)	(Z)	(Z)	(Z)	-	-	(Z)	(Z)	(Z)	(Z)	120	15	-	N-ICC	
2	2	-	-	-	-	-	-	4	1	-	-	3	(Z)	-	P.T.	
-	-	-	-	-	-	-	-	-	-	-	-	-	-	-	93	OT-UK
-	-	116	39	8	5	-	-	27	3	106	93	25	4	100	20443	
-	-	116	39	8	5	-	-	19	2	92	81	24	4	-	RAIL	
-	-	-	-	-	-	-	-	-	-	14	12	1	(Z)	-	M.C.	
-	-	-	-	-	-	-	-	-	-	14	12	1	(Z)	-	ICC	
-	-	-	-	-	-	-	-	8	1	-	-	-	-	-	N-ICC	
-	-	-	-	-	-	-	-	-	-	-	-	-	-	-	P.T.	
-	-	-	-	-	-	-	-	-	-	-	-	-	-	-	100	OT-UK
10	13	136	42	19	12	171	68	576	43	48	10	98	8	-	20449	
8	11	133	41	14	9	161	65	515	39	4	3	36	4	-	RAIL	
3	1	1	(Z)	5	4	(Z)	(Z)	1	(Z)	44	7	54	4	-	M.C.	
1	1	1	(Z)	5	3	(Z)	(Z)	1	(Z)	-	-	30	3	-	ICC	
1	1	-	-	(Z)	(Z)	-	-	-	-	44	7	24	(Z)	-	N-ICC	
(Z)	(Z)	3	1	(Z)	(Z)	1	(Z)	53	1	(Z)	(Z)	9	1	-	P.T.	
-	-	-	-	-	-	-	-	-	-	(Z)	(Z)	-	-	-	AIR	
-	-	-	-	-	-	8	3	7	2	-	-	-	-	-	WATER	
624	100	163	57	529	296	660	193	215	125	57	58	181	98	266	2045	
314	52	68	32	340	206	363	123	150	84	54	54	85	74	-	RAIL	
134	33	46	16	54	33	49	26	28	25	1	1	31	20	-	M.C.	
130	33	46	16	53	33	24	10	28	25	1	1	31	20	-	ICC	
3	(Z)	-	-	1	(Z)	25	16	-	-	-	-	-	-	-	N-ICC	
95	14	49	9	135	57	248	43	38	16	2	3	65	5	243	P.T.	
(Z)	(Z)	-	-	-	-	-	-	-	-	-	-	-	-	-	AIR	
(Z)	(Z)	-	-	-	-	-	-	-	-	-	-	(Z)	(Z)	-	WATER	
81	(Z)	-	-	-	-	-	-	-	-	-	-	-	-	-	P.D.	
-	(Z)	-	-	-	-	-	-	-	-	-	-	(Z)	(Z)	-	23	OT-UK
34	5	50	21	344	189	502	130	98	43	(Z)	(Z)	1	1	-	20451	
4	1	26	17	244	147	261	80	85	41	(Z)	(Z)	1	1	-	RAIL	
2	(Z)	(Z)	(Z)	1	(Z)	27	17	(Z)	(Z)	-	-	-	-	-	M.C.	
2	(Z)	(Z)	(Z)	1	(Z)	1	(Z)	(Z)	(Z)	-	-	-	-	-	ICC	
-	-	-	-	1	(Z)	25	16	-	-	-	-	-	-	-	N-ICC	
29	3	24	4	99	42	215	34	13	1	-	-	-	-	-	P.T.	
590	95	113	36	185	107	158	62	117	82	57	58	180	98	266	20452	
311	51	42	15	95	59	103	43	65	43	54	54	84	73	-	RAIL	
132	33	45	16	53	33	23	10	28	25	1	1	31	20	-	M.C.	
129	33	45	16	53	33	23	10	28	25	1	1	31	20	-	ICC	
3	(Z)	-	-	(Z)	(Z)	-	-	-	-	-	-	-	-	-	N-ICC	
66	10	26	5	36	15	33	10	25	14	2	3	65	5	243	P.T.	
(Z)	(Z)	-	-	-	-	-	-	-	-	-	-	-	-	-	AIR	
-	-	-	-	-	-	-	-	-	-	-	-	(Z)	(Z)	-	WATER	
(Z)	(Z)	-	-	-	-	-	-	-	-	-	-	-	-	-	P.D.	
81	(Z)	-	-	-	-	-	-	-	-	-	-	(Z)	(Z)	-	23	OT-UK
3 007	593	1 649	284	937	584	750	330	608	368	296	262	1 194	1 771	284	2046	
1 894	442	1 349	215	722	484	679	298	409	292	264	245	1 018	1 661	37	RAIL	
939	133	246	60	164	80	59	25	120	52	24	11	58	90	-	M.C.	
936	3	211	60	164	80	59	25	119	51	24	11	50	76	-	ICC	
3	3	34	(Z)	(Z)	(Z)	-	-	(Z)	1	-	-	8	13	-	N-ICC	
174	18	55	9	51	20	12	7	80	24	8	6	118	20	6	P.T.	

TABLE 2. SHIPMENTS BY MANUFACTURING ESTABLISHMENTS--COMMODITIES AND MEANS OF TRANSPORT BY DESTINATION: 1977--CON.

TCC CODE	COMMODITY AND MEANS OF TRANSPORT	ALL SHIPMENTS						TONS (THOUSANDS) AND TON-MILES (MILLIONS) BY DIVISION OF DESTINATION					
		VALUE (MILLION DOLLARS) (A)	TONS (THOU- SANDS) (B)	TON- MILES (MIL- LIONS) (C)	STANDARD ERROR (PERCENT) FOR COLUMNS--			NEW ENGLAND		MIDDLE ATLANTIC			
					(A)	(B)	(C)	TONS	TON- MILES	TONS	TON- MILES		
2046	WET CORN MILLING PRODUCTS.												
	AIR . . . . .	(Z)	(Z)	(Z)	97	91	96	-	-	-	-	-	-
	PARCEL DELIVERY . . . . .	(Z)	(Z)	(Z)	100	100	100	-	-	(Z)	(Z)	-	(Z)
	OTHER AND UNKNOWN . . . . .	94	240	-	15	7	-	-	-	-	-	-	-
20461	CORN SYRUP . . . . .	553	3 748	2 114	4	4	8	72	40	603	311		
	RAIL . . . . .	356	2 472	1 691	6	5	10	25	23	307	204		
	MOTOR CARRIER . . . . .	176	1 149	390	6	6	9	47	18	239	94		
	MOTOR CARRIER, ICC . . . . .	174	1 137	390	6	6	9	47	18	239	94		
	MOTOR CARRIER, NON=ICC . . . . .	2	12	(Z)	56	56	57	-	-	-	-		
	PRIVATE TRUCK . . . . .	21	127	32	15	15	24	-	-	56	13		
20462	CORNSTARCH . . . . .	445	2 065	1 410	7	7	9	147	141	389	245		
	RAIL . . . . .	288	1 546	1 211	10	9	10	141	136	301	202		
	MOTOR CARRIER . . . . .	123	388	145	16	8	11	3	3	70	36		
	MOTOR CARRIER, ICC . . . . .	120	379	130	17	8	9	3	3	70	36		
	MOTOR CARRIER, NON=ICC . . . . .	3	9	15	67	65	66	-	-	-	-		
	PRIVATE TRUCK . . . . .	32	123	53	17	16	18	3	1	18	7		
	AIR . . . . .	(Z)	(Z)	(Z)	97	91	96	-	-	-	-		
	OTHER AND UNKNOWN . . . . .	2	8	-	-	-	-	-	-	-	-		
20463	CORN SUGAR . . . . .	141	631	312	10	10	12	12	11	106	79		
	RAIL . . . . .	95	430	275	12	12	13	12	11	86	68		
	MOTOR CARRIER . . . . .	40	176	26	18	17	22	-	-	14	8		
	MOTOR CARRIER, ICC . . . . .	38	171	26	18	18	22	-	-	14	8		
	MOTOR CARRIER, NON=ICC . . . . .	2	5	(Z)	100	100	100	-	-	-	-		
	PRIVATE TRUCK . . . . .	6	25	11	32	35	40	-	-	5	3		
20464	DEXTRINE: CORN, TAPIOCA, AND OTHER	26	70	40	21	23	40	(Z)	(Z)	28	14		
	RAIL . . . . .	3	10	12	71	71	94	-	-	-	-		
	MOTOR CARRIER . . . . .	18	49	24	24	24	35	(Z)	(Z)	24	14		
	MOTOR CARRIER, ICC . . . . .	18	49	24	24	24	35	(Z)	(Z)	24	14		
	PRIVATE TRUCK . . . . .	5	11	4	60	69	98	-	-	4	(Z)		
20465	CORN OIL . . . . .	469	768	384	18	14	23	2	2	73	48		
	RAIL . . . . .	299	547	353	17	18	25	2	2	64	41		
	MOTOR CARRIER . . . . .	82	130	29	37	37	60	-	-	9	6		
	MOTOR CARRIER, ICC . . . . .	82	130	29	37	37	60	-	-	9	6		
	PRIVATE TRUCK . . . . .	31	28	2	97	92	94	-	-	1	(Z)		
	PARCEL DELIVERY . . . . .	(Z)	(Z)	(Z)	100	100	100	-	-	(Z)	(Z)		
	OTHER AND UNKNOWN . . . . .	57	63	-	21	21	-	-	-	-	-		
20466	STARCH: POTATO, WHEAT, RICE, ETC.	59	268	95	49	52	51	7	6	23	18		
	RAIL . . . . .	29	101	67	65	60	54	3	5	17	13		
	MOTOR CARRIER . . . . .	8	21	11	52	68	71	4	1	6	5		
	MOTOR CARRIER, ICC . . . . .	7	19	9	58	73	80	4	1	6	5		
	MOTOR CARRIER, NON=ICC . . . . .	1	2	2	100	100	100	-	-	-	-		
	PRIVATE TRUCK . . . . .	6	125	17	61	85	71	-	-	(Z)	(Z)		
	OTHER AND UNKNOWN . . . . .	16	21	-	-	-	-	-	-	-	-		
20467	WET PROCESS CORN BYPRODUCTS.	314	2 225	489	20	34	20	78	51	145	84		
	RAIL . . . . .	280	1 936	479	22	39	20	78	51	145	84		
	MOTOR CARRIER . . . . .	3	15	3	39	41	41	-	-	-	-		
	MOTOR CARRIER, ICC . . . . .	3	15	3	39	41	41	-	-	-	-		
	MOTOR CARRIER, NON=ICC . . . . .	13	126	7	31	44	69	-	-	-	-		
	PRIVATE TRUCK . . . . .	18	148	-	-	-	-	-	-	-	-		
	OTHER AND UNKNOWN . . . . .												
20469	WET PROCESS CORN MILLING PRODUCTS, NEC	74	829	573	35	35	55	163	145	34	30		
	RAIL . . . . .	62	708	564	43	42	56	163	145	34	30		
	MOTOR CARRIER . . . . .	8	97	7	71	81	95	-	-	-	-		
	MOTOR CARRIER, ICC . . . . .	7	79	7	81	98	96	-	-	-	-		
	MOTOR CARRIER, NON=ICC . . . . .	1	18	(Z)	100	100	100	-	-	-	-		
	PRIVATE TRUCK . . . . .	4	25	2	36	48	49	-	-	-	-		
205	BAKERY PRODUCTS.	12 816	14 646	2 626	13	14	17	1 459	262	2 891	390		
	RAIL . . . . .	360	284	228	17	20	41	18	13	31	20		
	MOTOR CARRIER . . . . .	2 614	2 119	945	16	43	26	58	33	202	70		
	MOTOR CARRIER, ICC . . . . .	2 520	2 059	926	17	44	26	58	33	187	68		
	MOTOR CARRIER, NON=ICC . . . . .	94	60	19	38	46	62	-	-	15	2		
	PRIVATE TRUCK . . . . .	9 509	12 087	1 404	17	16	24	1 383	216	2 655	297		
	AIR . . . . .	6	3	12	76	59	85	-	-	(Z)	(Z)		
	WATER . . . . .	26	19	37	40	48	62	-	-	2	3		
	PARCEL DELIVERY . . . . .	(Z)	(Z)	(Z)	53	48	60	-	-	(Z)	(Z)		
	OTHER AND UNKNOWN . . . . .	301	133	-	34	34	-	-	-	-	-		
20511	BREAD AND SIMILAR BAKERY PRODUCTS *	9 573	12 210	1 269	17	17	26	1 413	228	2 524	255		
	RAIL . . . . .	72	57	23	27	20	21	5	4	6	3		
	MOTOR CARRIER . . . . .	414	343	89	20	18	29	3	1	28	3		
	MOTOR CARRIER, ICC . . . . .	412	341	89	20	18	29	3	1	28	3		
	MOTOR CARRIER, NON=ICC . . . . .	2	2	1	88	89	82	-	-	-	-		
	PRIVATE TRUCK . . . . .	9 085	11 808	1 154	18	17	29	1 405	223	2 491	249		
	AIR . . . . .	(Z)	(Z)	(Z)	100	100	100	-	-	(Z)	(Z)		
	WATER . . . . .	2	1	3	93	91	91	-	-	-	-		
	PARCEL DELIVERY . . . . .	(Z)	(Z)	(Z)	69	70	69	-	-	-	-		
	OTHER AND UNKNOWN . . . . .	1	1	-	-	-	-	-	-	-	-		
2052	BISCUITS, CRACKERS, PRETZELS, AND COOKIES.	3 324	2 790	1 145	13	33	22	73	30	355	103		
	RAIL . . . . .	308	244	222	21	25	45	12	9	25	18		
	MOTOR CARRIER . . . . .	1 841	1 442	652	18	47	29	45	18	153	44		
	MOTOR CARRIER, ICC . . . . .	1 748	1 384	633	19	48	29	45	18	137	42		
	MOTOR CARRIER, NON=ICC . . . . .	93	59	18	39	48	65	-	-	16	2		
	PRIVATE TRUCK . . . . .	847	950	230	15	19	20	16	4	174	37		
	AIR . . . . .	1	1	3	82	69	97	-	-	-	-		
	WATER . . . . .	26	20	38	38	46	60	-	-	3	4		
	PARCEL DELIVERY . . . . .	(Z)	(Z)	(Z)	65	66	89	-	-	(Z)	(Z)		
	OTHER AND UNKNOWN . . . . .	300	132	-	34	34	-	-	-	-	-		
20521	BISCUITS, CRACKERS, AND PRETZELS	1 760	1 442	669	16	49	32	50	21	179	53		

TONS (THOUSANDS) AND TON-MILES (MILLIONS) BY DIVISION OF DESTINATION--CON.

EAST NORTH CENTRAL		WEST NORTH CENTRAL		SOUTH ATLANTIC		EAST SOUTH CENTRAL		WEST SOUTH CENTRAL		MOUNTAIN		PACIFIC		DESTINATION UNKNOWN	TCC CODE AND MOT
TONS	TON-MILES	TONS	TON-MILES	TONS	TON-MILES	TONS	TON-MILES	TONS	TON-MILES	TONS	TON-MILES	TONS	TON-MILES	TONS	
-	-	-	-	(Z)	(Z)	-	-	-	-	-	-	-	-	-	2046
-	-	-	-	-	-	-	-	-	-	-	-	-	-	-	AIR
-	-	-	-	-	-	-	-	-	-	-	-	-	-	240	P.D. OT-UK
1 354	305	252	65	435	252	189	97	299	188	66	73	479	781	-	20461
851	219	132	41	302	195	152	81	214	150	56	68	434	710	-	RAIL
460	78	112	22	122	56	36	15	81	35	10	5	42	67	-	M.C.
460	78	100	22	122	56	36	15	81	35	10	5	42	67	-	ICC
-	-	12	(Z)	-	-	-	-	-	-	-	-	-	-	-	N-ICC
43	8	9	2	11	2	1	1	4	3	1	(Z)	3	4	-	P.T.
456	96	124	45	190	121	174	102	117	73	212	177	248	409	8	20462
246	62	70	30	135	90	149	88	71	48	197	169	235	387	-	RAIL
184	31	38	12	27	15	15	7	28	14	11	4	12	21	-	M.C.
183	31	38	12	27	15	15	7	28	14	11	4	5	7	-	ICC
1	1	-	-	(Z)	(Z)	-	-	(Z)	1	-	-	8	13	-	N-ICC
26	3	16	3	27	15	11	6	18	10	4	4	1	2	-	P.T.
-	-	-	-	(Z)	(Z)	-	-	-	-	-	-	-	-	-	AIR
-	-	-	-	-	-	-	-	-	-	-	-	-	-	8	OT-UK
277	46	55	10	58	41	46	18	16	11	1	1	59	95	-	20463
149	36	20	4	51	37	41	16	11	7	-	-	59	95	-	RAIL
127	9	27	5	2	2	5	2	2	1	-	-	-	-	-	M.C.
127	9	22	5	2	2	5	2	2	1	-	-	-	-	-	ICC
1	-	5	(Z)	-	-	-	-	-	-	-	-	-	-	-	N-ICC
1	(Z)	9	2	5	2	-	-	4	2	1	1	-	-	-	P.T.
15	2	2	1	9	6	3	1	6	4	(Z)	(Z)	6	11	-	20464
4	1	-	-	-	-	-	-	-	-	-	-	6	11	-	RAIL
10	1	2	1	9	6	3	1	-	-	(Z)	(Z)	-	-	-	M.C.
10	1	2	1	9	6	3	1	-	-	(Z)	(Z)	-	-	-	ICC
1	(Z)	-	-	-	-	-	-	6	4	-	-	-	-	-	P.T.
224	37	59	21	136	91	27	12	61	26	-	-	86	147	100	20465
151	33	13	3	132	90	27	12	35	24	-	-	86	147	37	RAIL
73	3	43	18	4	1	-	-	1	(Z)	-	-	-	-	-	M.C.
73	3	43	18	4	1	-	-	1	(Z)	-	-	-	-	-	ICC
-	-	3	(Z)	1	(Z)	-	-	24	2	-	-	-	-	-	P.T.
-	-	-	-	-	-	-	-	-	-	-	-	-	-	-	P.D.
-	-	-	-	-	-	-	-	-	-	-	-	-	-	63	OT-UK
50	20	6	2	4	5	2	3	2	1	6	1	147	38	21	20466
41	17	(Z)	(Z)	4	5	2	3	(Z)	(Z)	3	1	30	22	-	RAIL
3	2	5	1	-	-	(Z)	(Z)	1	(Z)	-	-	3	1	-	M.C.
1	(Z)	5	1	-	-	(Z)	(Z)	1	(Z)	-	-	3	1	-	ICC
2	2	-	-	-	-	-	-	-	-	-	-	-	-	-	N-ICC
6	1	1	1	-	-	-	-	1	(Z)	2	(Z)	115	15	-	P.T.
-	-	-	-	-	-	-	-	-	-	-	-	-	-	21	OT-UK
521	71	967	79	100	66	141	63	107	65	10	9	1	1	155	20467
429	66	960	78	98	66	141	63	77	63	7	8	-	-	-	RAIL
4	(Z)	1	(Z)	-	-	-	-	7	1	3	1	1	1	-	M.C.
4	(Z)	1	(Z)	-	-	-	-	7	1	3	1	1	1	-	ICC
88	5	7	(Z)	2	(Z)	-	-	23	1	-	-	-	-	6	P.T.
-	-	-	-	-	-	-	-	-	-	-	-	-	-	148	OT-UK
110	16	183	60	5	1	167	34	(Z)	(Z)	-	-	167	288	-	20469
22	8	154	59	-	-	167	34	-	-	-	-	167	288	-	RAIL
79	7	18	(Z)	-	-	-	-	-	-	-	-	-	-	-	M.C.
79	7	-	-	-	-	-	-	-	-	-	-	-	-	-	ICC
-	-	18	(Z)	-	-	-	-	-	-	-	-	-	-	-	N-ICC
8	1	11	(Z)	5	1	-	-	(Z)	(Z)	-	-	-	-	-	P.T.
2 602	543	794	218	2 275	374	1 098	154	1 297	205	401	167	1 679	311	151	205
47	27	32	18	13	6	16	6	33	23	23	16	70	99	-	RAIL
667	274	274	124	408	178	110	45	129	74	49	38	217	112	5	M.C.
643	268	267	122	402	175	109	44	125	71	49	38	214	107	5	ICC
25	4	7	2	7	3	1	(Z)	4	3	-	-	3	5	-	N-ICC
1 888	245	488	76	1 852	188	971	104	1 129	103	329	113	1 380	62	13	P.T.
(Z)	(Z)	-	-	(Z)	1	-	-	(Z)	(Z)	-	-	3	12	-	AIR
(Z)	(Z)	-	-	2	1	-	-	5	6	-	-	10	26	-	WATER
-	-	-	-	(Z)	(Z)	(Z)	(Z)	-	-	-	-	(Z)	(Z)	-	P.D.
-	-	-	-	-	-	-	-	-	-	-	-	-	-	133	OT-UK
2 524	243	384	58	1 791	136	1 020	108	1 101	91	261	72	1 181	80	11	20511
14	4	3	1	8	4	11	4	2	1	1	1	6	2	-	RAIL
55	16	12	4	41	9	51	16	20	6	6	3	128	32	-	M.C.
55	16	10	4	41	9	51	16	20	6	6	3	128	32	-	ICC
-	-	2	(Z)	-	-	-	-	(Z)	(Z)	-	-	-	-	-	N-ICC
2 455	223	369	53	1 743	123	958	88	1 078	84	255	68	1 046	43	10	P.T.
-	-	-	-	-	-	-	-	(Z)	(Z)	-	-	-	-	-	AIR
-	-	-	-	-	-	-	-	-	-	-	-	1	3	-	WATER
(Z)	(Z)	-	-	-	-	(Z)	(Z)	-	-	-	-	-	-	-	P.D.
-	-	-	-	-	-	-	-	-	-	-	-	-	-	1	OT-UK
552	221	330	121	422	150	128	47	199	104	100	80	492	289	139	2052
28	19	36	21	5	2	4	2	39	25	29	26	66	100	-	RAIL
395	155	199	81	227	87	49	24	92	54	51	43	225	146	6	M.C.
371	151	194	80	221	84	49	24	88	51	51	43	222	141	6	ICC
24	4	5	1	6	4	1	(Z)	3	3	-	-	3	5	-	N-ICC
130	48	95	18	188	58	74	21	63	20	20	11	191	14	(Z)	P.T.
(Z)	(Z)	-	-	(Z)	(Z)	-	-	-	-	-	-	-	1	2	AIR
-	-	-	-	2	2	-	-	5	6	-	-	10	27	-	WATER
(Z)	(Z)	-	-	(Z)	(Z)	-	-	-	-	-	-	(Z)	(Z)	-	P.D.
-	-	-	-	-	-	-	-	-	-	-	-	-	-	132	OT-UK
286	118	182	57	239	92	93	31	155	71	50	39	202	187	6	20521



TABLE 2. SHIPMENTS BY MANUFACTURING ESTABLISHMENTS--COMMODITIES AND MEANS OF TRANSPORT BY DESTINATION: 1977--CON.

TCC CODE	COMMODITY AND MEANS OF TRANSPORT	ALL SHIPMENTS						TONS (THOUSANDS) AND TON-MILES (MILLIONS) BY DIVISION OF DESTINATION					
		VALUE (MILLION DOLLARS) (A)	TONS (THOU- SANDS) (B)	TON- MILES (MIL- LIONS) (C)	STANDARD ERROR (PERCENT) FOR COLUMNS--			NEW ENGLAND		MIDDLE ATLANTIC			
					(A)	(B)	(C)	TONS	TON- MILES	TONS	TON- MILES		
20521	BISCUITS, CRACKERS, AND PRETZELS												
	RAIL	201	161	154	22	29	55	9	8	17	14		
	MOTOR CARRIER	1 140	872	380	20	62	40	35	13	107	25		
	MOTOR CARRIER, ICC	1 112	852	379	20	63	40	35	13	100	25		
	MOTOR CARRIER, NON-ICC	28	20	1	43	48	32	-	-	6	(Z)		
	PRIVATE TRUCK	400	396	113	15	16	31	5	1	53	10		
	AIR	1	1	2	99	97	83	-	-	-	-		
	WATER	18	12	20	36	39	44	-	-	3	4		
	PARCEL DELIVERY	(Z)	(Z)	(Z)	71	70	55	-	-	(Z)	(Z)		
	OTHER AND UNKNOWN	(Z)	(Z)	-	-	-	-	-	-	-	-		
20529	DRY BAKERY PRODUCTS, NEC	1 564	1 348	476	14	16	22	23	9	175	49		
	RAIL	107	83	67	28	38	39	3	1	8	4		
	MOTOR CARRIER	701	570	272	21	24	27	10	6	46	18		
	MOTOR CARRIER, ICC	636	532	255	23	25	28	10	6	37	16		
	MOTOR CARRIER, NON-ICC	65	38	17	53	53	76	-	-	10	2		
	PRIVATE TRUCK	448	554	118	27	33	26	10	2	121	27		
	AIR	(Z)	(Z)	(Z)	70	89	99	-	-	-	-		
	WATER	8	8	18	77	85	93	-	-	-	-		
	PARCEL DELIVERY	(Z)	(Z)	(Z)	100	100	100	-	-	-	-		
	OTHER AND UNKNOWN	300	132	-	34	34	-	-	-	-	-		
206	SUGAR, BEET AND CANE	4 633	21 036	10 014	7	8	13	325	49	2 398	252		
	RAIL	1 427	6 741	4 427	8	11	10	28	24	316	97		
	MOTOR CARRIER	1 777	7 731	2 907	12	12	25	146	20	1 433	106		
	MOTOR CARRIER, ICC	1 588	6 863	1 933	12	12	27	92	20	1 433	106		
	MOTOR CARRIER, NON-ICC	189	868	974	32	28	54	54	1	-	-		
	PRIVATE TRUCK	1 061	4 014	515	8	8	7	151	5	648	48		
	WATER	271	1 427	2 165	36	39	47	-	-	-	-		
	PIPELINE	-	-	-	100	100	100	-	-	-	-		
	PARCEL DELIVERY	(Z)	(Z)	(Z)	100	100	100	-	-	-	-		
	OTHER AND UNKNOWN	98	1 123	(Z)	25	23	98	-	-	-	-		
2061	SUGAR MILL PRODUCTS AND BYPRODUCTS	786	6 439	4 224	14	12	24	25	18	187	35		
	RAIL	213	1 952	827	26	20	17	14	18	62	27		
	MOTOR CARRIER	217	2 111	1 627	30	22	38	-	-	9	4		
	MOTOR CARRIER, ICC	133	1 616	808	42	28	57	-	-	9	4		
	MOTOR CARRIER, NON-ICC	84	495	820	51	38	55	-	-	-	-		
	PRIVATE TRUCK	135	911	35	33	25	24	12	(Z)	116	4		
	WATER	189	1 108	1 734	38	44	50	-	-	-	-		
	PIPELINE	-	-	-	100	100	100	-	-	-	-		
	OTHER AND UNKNOWN	32	357	(Z)	15	16	100	-	-	-	-		
20611	RAW CANE AND BEET SUGAR	665	4 242	3 179	16	14	29	-	-	-	-		
	RAIL	174	1 083	378	30	26	21	-	-	-	-		
	MOTOR CARRIER	204	1 757	1 273	31	23	39	-	-	-	-		
	MOTOR CARRIER, ICC	124	1 441	571	44	28	59	-	-	-	-		
	MOTOR CARRIER, NON-ICC	81	316	701	53	54	57	-	-	-	-		
	PRIVATE TRUCK	100	388	8	45	40	71	-	-	-	-		
	WATER	186	1 008	1 520	38	48	58	-	-	-	-		
	OTHER AND UNKNOWN	1	4	-	-	-	-	-	-	-	-		
20616	SUGAR MOLASSES	65	1 178	758	12	11	20	14	18	56	23		
	RAIL	22	515	248	23	25	24	14	18	56	23		
	MOTOR CARRIER	6	171	287	35	40	48	-	-	(Z)	(Z)		
	MOTOR CARRIER, ICC	5	147	227	38	45	57	-	-	(Z)	(Z)		
	MOTOR CARRIER, NON-ICC	1	25	61	100	100	100	-	-	-	-		
	PRIVATE TRUCK	4	63	8	68	23	49	-	-	(Z)	(Z)		
	WATER	3	92	214	-	-	-	-	-	-	-		
	OTHER AND UNKNOWN	30	337	(Z)	16	16	100	-	-	-	-		
20617	BLACKSTRAP MOLASSES	44	755	256	15	14	28	12	(Z)	116	6		
	RAIL	14	314	181	24	27	29	-	-	2	2		
	MOTOR CARRIER	2	48	57	33	47	92	-	-	-	-		
	MOTOR CARRIER, ICC	1	12	3	47	43	54	-	-	-	-		
	MOTOR CARRIER, NON-ICC	1	36	53	46	62	98	-	-	-	-		
	PRIVATE TRUCK	26	369	18	23	20	18	12	(Z)	114	4		
	WATER	(Z)	8	(Z)	100	100	100	-	-	-	-		
	PIPELINE	-	-	-	100	100	100	-	-	-	-		
	OTHER AND UNKNOWN	1	16	(Z)	-	-	-	-	-	-	-		
20618	BAGASSE	3	177	4	62	28	6	-	-	-	-		
	MOTOR CARRIER	1	113	4	6	5	5	-	-	-	-		
	MOTOR CARRIER, NON-ICC	1	113	4	6	5	5	-	-	-	-		
	PRIVATE TRUCK	2	64	(Z)	100	100	100	-	-	-	-		
20619	SUGAR MILL PRODUCTS, NEC	9	88	28	38	11	30	-	-	15	6		
	RAIL	2	40	21	29	25	36	-	-	5	2		
	MOTOR CARRIER	4	21	7	53	29	58	-	-	8	4		
	MOTOR CARRIER, ICC	4	16	6	56	32	67	-	-	8	4		
	MOTOR CARRIER, NON-ICC	(Z)	5	1	36	36	39	-	-	-	-		
	PRIVATE TRUCK	2	27	(Z)	53	23	34	-	-	1	(Z)		
2062	SUGAR, REFINED; CANE AND BEET	3 388	12 391	4 588	7	9	8	249	33	2 161	182		
	RAIL	1 102	4 090	3 208	8	8	10	10	6	189	41		
	MOTOR CARRIER	1 396	4 876	856	13	16	10	124	23	1 434	98		
	MOTOR CARRIER, ICC	1 300	4 545	837	14	16	10	79	22	1 434	98		
	MOTOR CARRIER, NON-ICC	96	331	20	41	47	30	45	1	-	-		
	PRIVATE TRUCK	769	2 488	383	7	7	8	115	4	539	42		
	WATER	56	175	141	94	95	99	-	-	-	-		
	PARCEL DELIVERY	(Z)	(Z)	(Z)	100	100	100	-	-	-	-		
	OTHER AND UNKNOWN	65	762	(Z)	32	28	100	-	-	-	-		
20621	SUGAR, GRANULATED AND POWDERED	2 592	7 880	3 786	5	5	9	145	22	1 446	106		
	RAIL	988	3 199	2 779	9	8	12	-	-	106	12		
	MOTOR CARRIER	947	2 792	564	9	10	10	77	20	878	55		
	MOTOR CARRIER, ICC	907	2 665	555	9	10	10	48	20	878	55		

TONS (THOUSANDS) AND TON-MILES (MILLIONS) BY DIVISION OF DESTINATION--CON.

EAST NORTH CENTRAL		WEST NORTH CENTRAL		SOUTH ATLANTIC		EAST SOUTH CENTRAL		WEST SOUTH CENTRAL		MOUNTAIN		PACIFIC		DESTINATION UNKNOWN	TCC CODE AND MOT
TONS	TON-MILES	TONS	TON-MILES	TONS	TON-MILES	TONS	TON-MILES	TONS	TON-MILES	TONS	TON-MILES	TONS	TON-MILES	TONS	
22	14	29	18	4	2	4	1	32	21	7	6	37	72	-	20521
222	89	82	28	129	54	31	14	67	33	38	30	154	93	6	RAIL
209	88	82	28	128	54	31	14	67	33	38	30	154	93	6	M.C.
13	1	-	-	1	(Z)	-	-	-	-	-	-	-	-	-	ICC
43	15	70	12	104	34	58	16	50	11	4	3	8	10	-	N-ICC
(Z)	(Z)	-	-	(Z)	(Z)	-	-	-	-	-	-	1	2	-	P.T.
-	-	-	-	1	(Z)	-	-	5	5	-	-	3	9	-	AIR
-	-	-	-	(Z)	(Z)	-	-	-	-	-	-	(Z)	(Z)	-	WATER
-	-	-	-	-	-	-	-	-	-	-	-	-	-	(Z)	P.O.
-	-	-	-	-	-	-	-	-	-	-	-	-	-	-	OT-UK
266	103	149	63	183	58	35	16	44	33	51	41	290	102	132	20529
6	5	7	4	(Z)	(Z)	1	(Z)	7	4	22	21	29	28	-	RAIL
173	66	116	53	98	33	18	10	25	20	13	12	71	52	-	M.C.
162	63	111	52	93	30	17	10	21	17	13	12	68	48	-	ICC
11	3	5	1	5	3	1	(Z)	3	3	-	-	3	5	-	N-ICC
86	33	25	6	84	24	16	5	12	8	16	8	182	4	(Z)	P.T.
-	-	-	-	(Z)	(Z)	-	-	-	-	-	-	(Z)	(Z)	-	AIR
-	-	-	-	(Z)	(Z)	-	-	(Z)	(Z)	-	-	7	18	-	WATER
(Z)	(Z)	-	-	-	-	-	-	-	-	-	-	-	-	-	P.O.
-	-	-	-	-	-	-	-	-	-	-	-	-	-	-	OT-UK
4 132	2 793	1 778	913	4 071	834	811	375	2 725	850	834	170	2 855	3 777	1 107	206
2 399	2 233	989	631	1 289	539	532	288	608	272	279	121	300	222	1	RAIL
1 317	321	545	225	1 985	168	184	62	357	85	157	24	1 606	1 896	-	M.C.
1 293	316	509	216	1 861	163	184	62	321	84	156	24	1 013	943	-	ICC
24	5	36	9	125	5	-	-	36	1	1	(Z)	593	953	-	N-ICC
224	79	212	38	729	109	95	25	1 308	158	398	25	249	27	-	P.T.
192	160	32	20	52	18	-	-	452	335	-	-	699	1 632	-	WATER
-	-	-	-	(Z)	(Z)	-	-	-	-	-	-	-	-	-	PIPE
-	-	-	-	(Z)	(Z)	(Z)	(Z)	(Z)	(Z)	(Z)	(Z)	-	-	-	P.O.
-	-	-	-	16	(Z)	(Z)	(Z)	(Z)	(Z)	(Z)	(Z)	-	-	-	OT-UK
289	182	355	139	2 359	296	186	126	1 185	409	40	12	1 471	3 006	342	2061
277	179	272	111	811	240	184	126	305	104	17	11	11	13	-	RAIL
4	(Z)	17	4	1 187	29	1	1	35	2	3	(Z)	856	1 587	-	M.C.
4	(Z)	17	4	1 063	24	1	1	1	1	3	(Z)	518	774	-	ICC
-	-	-	-	123	5	-	-	34	1	-	-	338	813	-	N-ICC
8	3	35	5	302	11	1	(Z)	414	11	21	1	2	(Z)	-	P.T.
-	-	31	19	44	17	-	-	431	293	-	-	602	1 406	-	WATER
-	-	-	-	-	-	-	-	-	-	-	-	-	-	-	PIPE
-	-	-	-	16	(Z)	(Z)	(Z)	-	-	-	-	-	-	-	OT-UK
19	18	31	19	1 962	236	113	87	920	376	-	-	1 192	2 442	5	20611
19	18	-	-	690	196	113	87	260	76	-	-	-	-	1	RAIL
-	-	-	-	1 052	21	-	-	24	1	-	-	681	1 251	-	M.C.
-	-	-	-	1 052	21	-	-	-	-	-	-	389	550	-	ICC
-	-	-	-	-	-	-	-	24	1	-	-	292	700	-	N-ICC
(Z)	(Z)	-	-	176	2	-	-	212	7	-	-	-	-	-	P.T.
-	-	31	19	44	17	-	-	423	292	-	-	511	1 192	-	WATER
-	-	-	-	-	-	-	-	-	-	-	-	-	-	4	OT-UK
174	96	235	66	49	21	1	(Z)	27	24	40	12	246	499	337	20616
167	93	188	59	47	21	-	-	27	24	17	11	-	-	-	RAIL
-	-	14	3	1	(Z)	-	-	-	-	3	(Z)	154	285	-	M.C.
-	-	14	3	1	(Z)	-	-	-	-	3	(Z)	129	224	-	ICC
-	-	-	-	-	-	-	-	-	-	-	-	25	61	-	N-ICC
7	3	33	4	1	(Z)	1	(Z)	-	-	21	1	1	(Z)	-	P.T.
-	-	-	-	-	-	(Z)	(Z)	-	-	-	-	92	214	-	WATER
-	-	-	-	-	-	-	-	-	-	-	-	-	-	337	OT-UK
88	67	67	48	225	34	72	40	154	8	-	-	21	52	-	20617
88	67	65	47	71	22	71	39	17	3	-	-	-	-	-	RAIL
-	-	-	-	16	4	1	1	10	(Z)	-	-	21	52	-	M.C.
-	-	-	-	11	3	1	1	-	-	-	-	-	-	-	ICC
-	-	-	-	5	1	-	-	10	(Z)	-	-	21	52	-	N-ICC
-	-	1	1	122	8	-	-	119	4	-	-	-	-	-	P.T.
-	-	-	-	-	-	-	-	8	(Z)	-	-	-	-	-	WATER
-	-	-	-	16	(Z)	-	-	-	-	-	-	-	-	-	PIPE
-	-	-	-	-	-	-	-	-	-	-	-	-	-	-	OT-UK
-	-	-	-	113	4	-	-	64	(Z)	-	-	-	-	-	20618
-	-	-	-	113	4	-	-	-	-	-	-	-	-	-	M.C.
-	-	-	-	113	4	-	-	-	-	-	-	-	-	-	N-ICC
-	-	-	-	-	-	-	-	64	(Z)	-	-	-	-	-	P.T.
8	1	23	6	11	1	-	-	20	1	-	-	12	13	-	20619
3	1	19	4	3	1	-	-	-	-	-	-	11	13	-	RAIL
4	(Z)	3	1	5	1	-	-	1	1	-	-	-	-	-	M.C.
4	(Z)	3	1	-	-	-	-	1	1	-	-	-	-	-	ICC
-	-	-	-	5	1	-	-	-	-	-	-	-	-	-	N-ICC
1	(Z)	2	(Z)	3	(Z)	-	-	19	(Z)	-	-	1	(Z)	-	P.T.
3 122	2 332	1 105	653	1 599	478	546	216	901	266	627	142	1 319	287	762	2062
1 842	1 883	607	467	404	250	300	139	207	127	234	101	298	192	-	RAIL
940	245	378	162	771	133	162	54	226	58	120	20	721	64	-	M.C.
926	242	355	157	771	133	162	54	226	58	119	19	474	54	-	ICC
14	3	23	6	-	-	-	-	(Z)	(Z)	1	(Z)	248	10	-	N-ICC
172	64	119	23	417	94	84	22	468	80	274	21	300	32	-	P.T.
167	140	-	-	8	1	-	-	-	-	-	-	-	-	-	WATER
-	-	-	-	(Z)	(Z)	-	-	(Z)	(Z)	-	-	-	-	-	P.O.
-	-	-	-	-	-	-	-	(Z)	(Z)	-	-	-	-	-	OT-UK
2 346	2 169	638	528	1 211	369	332	133	652	217	355	81	746	161	8	20621
1 645	1 806	390	408	215	344	157	78	166	108	177	61	215	91	-	RAIL
414	166	202	101	578	92	107	38	143	43	46	5	347	43	-	M.C.
414	166	193	99	578	92	107	38	142	43	45	5	260	37	-	ICC

TABLE 2. SHIPMENTS BY MANUFACTURING ESTABLISHMENTS--COMMODITIES AND MEANS OF TRANSPORT BY DESTINATION: 1977--CON.

TCC CODE	COMMODITY AND MEANS OF TRANSPORT	ALL SHIPMENTS						TONS (THOUSANDS) AND TON-MILES (MILLIONS) BY DIVISION OF DESTINATION					
		VALUE (MILLION DOLLARS) (A)	TONS (THOU- SANDS) (B)	TON- MILES (MIL- LIONS) (C)	STANDARD ERROR (PERCENT) FOR COLUMNS--			NEW ENGLAND		MIDDLE ATLANTIC			
					(A)	(B)	(C)	TONS	TON- MILES	TONS	TON- MILES		
20621	SUGAR, GRANULATED AND POWDERED												
	MOTOR CARRIER, NON-ICC	40	127	9	28	29	28	29	(Z)	-	-	-	-
	PRIVATE TRUCK	599	1 707	302	8	9	11	68	2	462	39	-	-
	WATER	55	174	141	96	96	99	-	-	-	-	-	-
	OTHER AND UNKNOWN	3	8	(Z)	98	98	100	-	-	-	-	-	-
20622	SUGAR, LIQUID AND SYRUP	634	2 632	411	22	18	14	93	4	676	47	-	-
	RAIL	85	336	137	23	22	26	-	-	44	(Z)	-	-
	MOTOR CARRIER	398	1 660	204	31	25	20	47	2	555	43	-	-
	MOTOR CARRIER, ICC	343	1 476	199	34	26	20	31	2	555	43	-	-
	MOTOR CARRIER, NON-ICC	56	184	6	55	66	57	16	(Z)	-	-	-	-
	PRIVATE TRUCK	134	571	70	17	15	15	47	2	77	3	-	-
	OTHER AND UNKNOWN	16	65	-	43	43	-	-	-	-	-	-	-
20625	SUGAR REFINING BYPRODUCTS	3	15	4	34	34	33	-	-	(Z)	(Z)	-	-
	MOTOR CARRIER	3	15	4	34	35	33	-	-	(Z)	(Z)	-	-
	MOTOR CARRIER, ICC	3	15	4	34	35	33	-	-	(Z)	(Z)	-	-
	PARCEL DELIVERY	(Z)	(Z)	(Z)	100	100	100	-	-	-	-	-	-
20626	MOLASSES BEET PULP	125	1 728	363	15	26	27	10	6	39	29	-	-
	RAIL	29	555	292	34	40	29	10	6	39	29	-	-
	MOTOR CARRIER	24	286	61	44	71	28	-	-	-	-	-	-
	MOTOR CARRIER, ICC	23	266	56	45	74	31	-	-	-	-	-	-
	MOTOR CARRIER, NON-ICC	1	20	5	55	55	55	-	-	-	-	-	-
	PRIVATE TRUCK	27	196	9	46	64	47	-	-	-	-	-	-
	OTHER AND UNKNOWN	46	689	-	28	28	-	-	-	-	-	-	-
20629	SUGAR, REFINED; CANE AND BEET, NEC	33	138	25	15	5	4	-	-	(Z)	(Z)	-	-
	MOTOR CARRIER	24	123	23	-	-	-	-	-	(Z)	(Z)	-	-
	MOTOR CARRIER, ICC	24	123	23	-	-	-	-	-	(Z)	(Z)	-	-
	PRIVATE TRUCK	9	14	2	100	100	100	-	-	-	-	-	-
	WATER	1	1	(Z)	100	100	100	-	-	-	-	-	-
207	CONFECTIONERY AND RELATED PRODUCTS	7 032	4 124	2 634	8	10	15	202	74	839	269	-	-
	RAIL	419	423	578	14	40	67	6	5	71	32	-	-
	MOTOR CARRIER	5 361	3 074	1 820	9	11	13	185	67	661	203	-	-
	MOTOR CARRIER, ICC	5 201	2 972	1 779	9	11	13	178	59	598	188	-	-
	MOTOR CARRIER, NON-ICC	161	103	41	69	56	84	6	8	64	14	-	-
	PRIVATE TRUCK	1 008	529	211	21	26	35	11	3	106	34	-	-
	AIR	1	(Z)	(Z)	35	35	47	-	-	(Z)	(Z)	-	-
	WATER	25	9	23	40	40	46	-	-	-	-	-	-
	PARCEL DELIVERY	24	6	2	86	84	41	(Z)	(Z)	1	(Z)	-	-
	OTHER AND UNKNOWN	194	81	(Z)	57	64	98	(Z)	(Z)	-	-	-	-
20711	CANOE AND CANOE BARS *	3 867	2 225	1 312	11	14	14	147	52	410	124	-	-
	RAIL	100	58	51	26	25	25	2	2	19	12	-	-
	MOTOR CARRIER	3 140	1 898	1 110	13	16	14	140	49	368	105	-	-
	MOTOR CARRIER, ICC	3 016	1 847	1 108	14	16	14	140	49	327	104	-	-
	MOTOR CARRIER, NON-ICC	123	51	2	83	82	32	-	-	42	1	-	-
	PRIVATE TRUCK	505	227	130	25	33	66	4	2	22	7	-	-
	AIR	(Z)	(Z)	(Z)	71	72	92	-	-	(Z)	(Z)	-	-
	WATER	22	8	20	43	44	46	-	-	-	-	-	-
	PARCEL DELIVERY	14	4	1	98	98	81	-	-	-	-	-	-
	OTHER AND UNKNOWN	86	31	(Z)	15	15	100	-	-	-	-	-	-
20712	NUTS; BLANCHED, COATED, COOKED, AND ROASTED	853	509	260	23	27	25	2	2	90	34	-	-
	RAIL	140	87	77	19	20	23	(Z)	(Z)	25	9	-	-
	MOTOR CARRIER	502	289	162	15	16	28	2	2	65	25	-	-
	MOTOR CARRIER, ICC	498	281	155	13	11	20	1	1	63	22	-	-
	MOTOR CARRIER, NON-ICC	4	8	7	85	93	98	1	1	2	2	-	-
	PRIVATE TRUCK	136	94	21	54	71	38	-	-	(Z)	(Z)	-	-
	AIR	(Z)	(Z)	(Z)	42	45	51	-	-	(Z)	(Z)	-	-
	WATER	(Z)	(Z)	(Z)	100	100	100	-	-	-	-	-	-
	PARCEL DELIVERY	(Z)	(Z)	(Z)	74	88	91	-	-	-	-	-	-
	OTHER AND UNKNOWN	75	39	-	95	95	-	-	-	-	-	-	-
20713	CHOCOLATE AND COCOA PRODUCTS	975	450	213	12	12	10	27	10	128	26	-	-
	RAIL	82	32	11	21	22	31	-	-	13	1	-	-
	MOTOR CARRIER	705	330	180	9	10	10	21	9	94	24	-	-
	MOTOR CARRIER, ICC	682	316	179	10	11	11	21	9	84	23	-	-
	MOTOR CARRIER, NON-ICC	23	13	1	47	42	31	(Z)	(Z)	10	1	-	-
	PRIVATE TRUCK	133	68	20	50	48	37	5	1	20	1	-	-
	AIR	(Z)	(Z)	(Z)	90	69	70	-	-	(Z)	(Z)	-	-
	WATER	(Z)	(Z)	1	68	73	73	-	-	-	-	-	-
	PARCEL DELIVERY	(Z)	(Z)	(Z)	99	97	98	-	-	(Z)	(Z)	-	-
	OTHER AND UNKNOWN	54	21	(Z)	60	60	100	(Z)	(Z)	-	-	-	-
20714	CHewing GUM	933	528	320	41	49	55	7	2	112	51	-	-
	RAIL	3	2	3	100	100	100	-	-	-	-	-	-
	MOTOR CARRIER	764	405	261	34	42	54	7	2	88	33	-	-
	MOTOR CARRIER, ICC	764	405	261	34	42	54	7	2	88	33	-	-
	MOTOR CARRIER, NON-ICC	(Z)	(Z)	(Z)	100	100	100	-	-	-	-	-	-
	PRIVATE TRUCK	163	119	55	75	74	64	-	-	24	17	-	-
	PARCEL DELIVERY	4	1	1	9	9	14	(Z)	(Z)	(Z)	(Z)	-	-
20719	CONFECTIONERY AND RELATED PRODUCTS, NEC	787	649	663	28	28	47	21	8	116	35	-	-
	RAIL	112	248	443	37	73	91	4	3	13	6	-	-
	MOTOR CARRIER	539	330	199	35	23	30	16	5	59	20	-	-
	MOTOR CARRIER, ICC	534	326	198	36	24	30	16	5	58	20	-	-
	MOTOR CARRIER, NON-ICC	5	4	(Z)	43	44	51	-	-	2	(Z)	-	-
	PRIVATE TRUCK	131	70	19	35	32	41	(Z)	(Z)	44	10	-	-
	AIR	(Z)	(Z)	(Z)	100	100	100	-	-	-	-	-	-
	WATER	(Z)	(Z)	(Z)	-	-	-	-	-	-	-	-	-
	PARCEL DELIVERY	4	1	1	85	82	76	(Z)	(Z)	(Z)	(Z)	-	-
208	BEVERAGES AND FLAVORING EXTRACTS	23 515	80 713	17 777	7	9	7	3 273	864	11 493	2 753	-	-
	RAIL	4 877	14 007	9 704	3	4	5	359	496	1 100	1 145	-	-



TONS (THOUSANDS) AND TON-MILES (MILLIONS) BY DIVISION OF DESTINATION--CON.

EAST NORTH CENTRAL		WEST NORTH CENTRAL		SOUTH ATLANTIC		EAST SOUTH CENTRAL		WEST SOUTH CENTRAL		MOUNTAIN		PACIFIC		DESTINATION UNKNOWN	TCC CODE AND MOT
TONS	TON-MILES	TONS	TON-MILES	TONS	TON-MILES	TONS	TON-MILES	TONS	TON-MILES	TONS	TON-MILES	TONS	TON-MILES	TONS	
-	-	9	2	-	-	-	-	(Z)	(Z)	1	(Z)	87	6	-	20621
119	57	47	19	282	61	68	17	344	66	132	14	184	26	-	N-ICC
167	140	-	-	7	1	-	-	-	-	-	-	-	-	-	P.T.
-	-	-	-	-	-	-	-	(Z)	(Z)	-	-	-	-	8	WATER
-	-	-	-	-	-	-	-	-	-	-	-	-	-	-	OT-UK
353	76	51	11	339	79	208	80	235	37	133	54	478	23	65	20622
21	16	-	-	35	8	143	62	31	11	57	40	5	(Z)	-	RAIL
278	53	27	9	182	38	52	15	81	12	72	14	367	18	-	M.C.
271	52	27	9	182	38	52	15	81	12	72	14	206	14	-	ICC
8	1	-	-	-	-	-	-	-	-	-	-	160	4	-	N-ICC
53	7	23	2	123	32	14	3	124	14	5	(Z)	106	5	-	P.T.
-	-	-	-	-	-	-	-	-	-	-	-	-	-	65	OT-UK
(Z)	(Z)	(Z)	(Z)	11	3	3	1	(Z)	(Z)	(Z)	(Z)	(Z)	(Z)	-	20625
(Z)	(Z)	(Z)	(Z)	11	3	3	1	-	-	(Z)	(Z)	(Z)	(Z)	-	M.C.
(Z)	(Z)	(Z)	(Z)	11	3	3	1	-	-	(Z)	(Z)	(Z)	(Z)	-	ICC
-	-	-	-	(Z)	(Z)	-	-	(Z)	(Z)	-	-	-	-	-	P.O.
312	70	408	111	25	27	-	-	10	9	139	7	95	104	689	20626
176	62	218	59	25	27	-	-	10	9	-	-	78	100	-	RAIL
137	9	141	50	-	-	-	-	-	-	2	(Z)	7	3	-	M.C.
130	7	127	46	-	-	-	-	-	-	2	(Z)	7	3	-	ICC
6	2	14	4	-	-	-	-	-	-	-	-	-	-	-	N-ICC
-	-	49	2	-	-	-	-	-	-	137	7	10	1	-	P.T.
-	-	-	-	-	-	-	-	-	-	-	-	-	-	689	OT-UK
111	17	8	3	13	1	3	2	3	3	-	-	-	-	-	20629
111	17	8	3	(Z)	(Z)	1	(Z)	3	3	-	-	-	-	-	M.C.
111	17	8	3	(Z)	(Z)	1	(Z)	3	3	-	-	-	-	-	ICC
-	-	-	-	12	(Z)	2	1	-	-	-	-	-	-	-	P.T.
-	-	-	-	1	(Z)	-	-	-	-	-	-	-	-	-	WATER
886	279	362	254	664	653	99	50	233	218	184	183	575	654	81	207
26	9	16	7	223	418	13	10	12	12	4	4	52	82	-	RAIL
761	254	240	169	374	202	72	35	194	182	172	172	416	537	-	M.C.
756	252	231	168	373	200	72	35	194	182	172	172	397	533	-	ICC
5	2	9	1	2	2	-	-	-	-	-	-	19	14	-	N-ICC
98	16	106	79	66	33	14	5	26	23	8	7	94	12	-	P.T.
-	-	(Z)	(Z)	(Z)	(Z)	-	-	(Z)	(Z)	-	-	(Z)	(Z)	-	AIR
-	-	-	-	-	-	-	-	-	-	-	-	9	23	-	WATER
1	(Z)	(Z)	(Z)	1	1	(Z)	(Z)	(Z)	(Z)	(Z)	(Z)	3	(Z)	(Z)	P.O.
-	-	(Z)	(Z)	-	-	-	-	-	-	-	-	-	-	81	OT-UK
463	125	278	215	278	157	47	22	110	99	169	160	293	358	31	20711
1	(Z)	3	1	14	8	3	2	(Z)	(Z)	-	-	14	26	-	RAIL
437	115	161	128	242	140	36	18	105	97	158	149	249	309	-	M.C.
437	115	158	128	242	140	36	18	105	97	158	149	243	308	-	ICC
-	-	3	(Z)	(Z)	(Z)	-	-	-	-	-	-	6	1	-	N-ICC
25	9	114	86	20	7	7	3	5	2	10	12	19	3	-	P.T.
-	-	(Z)	(Z)	(Z)	(Z)	-	-	(Z)	(Z)	-	-	(Z)	(Z)	-	AIR
-	-	-	-	-	-	-	-	-	-	-	-	8	20	-	WATER
(Z)	(Z)	(Z)	(Z)	1	1	-	-	-	-	-	-	2	(Z)	-	P.O.
-	-	(Z)	(Z)	-	-	-	-	-	-	-	-	-	-	31	OT-UK
107	45	40	16	81	31	8	3	25	25	4	3	114	101	39	20712
9	6	1	(Z)	27	11	6	3	6	7	-	-	19	43	-	RAIL
93	38	35	14	46	18	6	3	10	10	2	2	29	51	-	M.C.
92	38	34	13	46	17	6	3	10	10	2	2	26	48	-	ICC
(Z)	(Z)	1	(Z)	(Z)	(Z)	-	-	-	-	-	-	2	2	-	N-ICC
5	1	4	2	7	3	1	(Z)	8	7	2	1	67	7	-	P.T.
-	-	-	-	-	-	-	-	(Z)	(Z)	-	-	(Z)	(Z)	-	AIR
-	-	-	-	-	-	-	-	(Z)	(Z)	-	-	(Z)	(Z)	-	WATER
-	-	-	-	-	-	-	-	(Z)	(Z)	-	-	(Z)	(Z)	-	P.O.
-	-	-	-	-	-	-	-	-	-	-	-	-	-	39	OT-UK
109	37	39	26	37	22	10	6	25	25	12	11	43	49	21	20713
6	2	5	2	2	1	3	2	2	2	1	2	-	-	-	RAIL
88	32	28	19	25	15	7	4	22	23	10	9	34	46	-	M.C.
87	32	28	19	25	15	7	4	22	23	10	9	31	45	-	ICC
16	(Z)	(Z)	(Z)	-	-	-	-	-	-	-	-	3	1	-	N-ICC
-	3	7	6	10	6	-	-	1	1	(Z)	(Z)	8	2	-	P.T.
-	-	-	-	(Z)	(Z)	-	-	-	-	-	-	-	-	-	AIR
-	-	-	-	-	-	-	-	-	-	-	-	(Z)	1	-	WATER
-	-	(Z)	(Z)	(Z)	(Z)	-	-	(Z)	(Z)	-	-	(Z)	(Z)	(Z)	P.O.
-	-	-	-	-	-	-	-	-	-	-	-	-	-	21	OT-UK
124	26	22	11	98	50	25	9	65	57	7	6	68	108	(Z)	20714
-	-	-	-	-	-	-	-	-	-	-	-	2	3	-	RAIL
76	19	22	11	71	36	19	7	50	42	7	6	66	105	-	M.C.
76	19	22	11	71	36	19	7	50	42	7	6	66	105	-	ICC
-	-	-	-	-	-	-	-	-	-	-	-	(Z)	(Z)	-	N-ICC
48	7	(Z)	(Z)	26	14	6	2	15	15	-	-	(Z)	(Z)	-	P.T.
(Z)	(Z)	(Z)	(Z)	(Z)	(Z)	(Z)	(Z)	(Z)	(Z)	(Z)	(Z)	(Z)	(Z)	(Z)	P.O.
134	60	29	24	212	424	17	13	25	25	12	17	83	57	(Z)	20719
11	2	2	1	188	410	7	7	4	4	3	2	15	10	-	RAIL
117	58	18	14	23	14	9	6	21	21	9	15	58	47	-	M.C.
114	58	18	14	23	14	9	6	21	21	9	15	58	47	-	ICC
2	(Z)	-	-	-	-	-	-	-	-	-	-	-	-	-	N-ICC
7	(Z)	9	8	1	(Z)	(Z)	(Z)	(Z)	(Z)	1	(Z)	9	(Z)	-	P.T.
-	-	-	-	-	-	-	-	(Z)	(Z)	-	-	-	-	-	AIR
-	-	-	-	-	-	-	-	-	-	-	-	(Z)	(Z)	-	WATER
(Z)	(Z)	(Z)	(Z)	(Z)	(Z)	(Z)	(Z)	(Z)	(Z)	(Z)	(Z)	-	-	(Z)	P.O.
14 392	2 105	5 680	1 179	14 784	3 238	6 488	808	10 715	2 112	3 310	1 372	10 206	3 348	371	208
1 713	807	1 011	481	2 998	2 097	1 086	488	2 465	1 398	1 073	861	2 201	1 931	1	RAIL

TABLE 2. SHIPMENTS BY MANUFACTURING ESTABLISHMENTS--COMMOITIES AND HEANS OF TRANSPORT BY DESTINATION: 1977--CON.

TCC CODE	COMMOITY AND MEANS OF TRANSPORT	ALL SHIPMENTS						TONS (THOUSANDS) AND TON-MILES (MILLIONS) BY DIVISION OF DESTINATION				
		VALUE (MILLION DOLLARS) (A)	TONS (THOU- SANDS) (B)	TON- MILES (MIL- LIONS) (C)	STANDARD ERROR (PERCENT) FOR COLUMNS--			NEW ENGLAND		MIDDLE ATLANTIC		
					(A)	(B)	(C)	TONS	TON- MILES	TONS	TON- MILES	
208	BEVERAGES AND FLAVORING EXTRACTS											
	MOTOR CARRIER	6 083	14 663	3 893	15	22	21	844	161	2 933	833	
	MOTOR CARRIER, ICC	5 631	13 601	3 687	16	24	22	844	161	2 884	789	
	MOTOR CARRIER, NON-ICC	452	1 061	205	45	36	45	-	-	49	44	
	PRIVATE TRUCK	12 195	51 482	3 799	8	11	13	2 066	195	7 402	635	
	AIR	31	21	16	56	60	73	(Z)	(Z)	(Z)	(Z)	
	WATER	75	171	362	20	18	22	4	12	56	139	
	PARCEL DELIVERY	10	1	1	38	40	39	(Z)	(Z)	(Z)	(Z)	
	OTHER AND UNKNOWN	244	367	3	19	17	86	(Z)	(Z)	1	1	
2082	MALT LIQUORS	6 623	23 290	7 661	6	6	9	1 105	306	5 015	789	
	RAIL	2 589	8 318	4 705	4	5	6	151	120	303	197	
	MOTOR CARRIER	1 755	6 366	1 415	13	12	21	389	51	1 709	228	
	MOTOR CARRIER, ICC	1 535	5 569	1 291	7	7	16	389	51	1 689	225	
	MOTOR CARRIER, NON-ICC	220	797	124	46	46	64	-	-	20	2	
	PRIVATE TRUCK	2 206	8 408	1 406	5	5	10	565	135	3 004	364	
	AIR	3	8	(Z)	95	100	92	-	-	(Z)	(Z)	
	WATER	18	62	134	54	54	60	-	-	-	-	
	PARCEL DELIVERY	-	-	-	100	100	100	-	-	-	-	
	OTHER AND UNKNOWN	53	127	-	7	7	-	-	-	-	-	
20821	BEER: IN BARRELS, BOTTLES, CANS, AND KEGS	6 524	23 032	7 654	6	6	9	1 105	306	4 974	786	
	RAIL	2 586	8 305	4 703	4	5	6	151	120	291	196	
	MOTOR CARRIER	1 737	6 315	1 411	13	13	21	389	51	1 697	227	
	MOTOR CARRIER, ICC	1 518	5 523	1 288	7	7	16	389	51	1 678	224	
	MOTOR CARRIER, NON-ICC	219	792	124	46	47	64	-	-	19	2	
	PRIVATE TRUCK	2 181	8 340	1 404	5	5	10	565	135	2 986	363	
	AIR	3	8	(Z)	95	100	92	-	-	(Z)	(Z)	
	WATER	18	62	134	54	54	60	-	-	-	-	
	PARCEL DELIVERY	-	-	-	100	100	100	-	-	-	-	
20823	MALT EXTRACTS AND BREWERS SPENT GRAINS	99	258	7	36	35	66	(Z)	(Z)	42	3	
	RAIL	3	12	1	100	100	100	-	-	12	1	
	MOTOR CARRIER	18	51	4	67	59	82	-	-	12	1	
	MOTOR CARRIER, ICC	17	46	4	71	65	83	-	-	12	1	
	MOTOR CARRIER, NON-ICC	1	5	(Z)	91	97	72	-	-	(Z)	(Z)	
	PRIVATE TRUCK	25	68	2	76	70	62	(Z)	(Z)	18	1	
	OTHER AND UNKNOWN	53	127	-	7	7	-	-	-	-	-	
2083	MALT	587	2 632	1 293	9	10	11	56	46	322	158	
	RAIL	505	2 331	1 221	9	10	11	56	46	269	156	
	MOTOR CARRIER	37	127	69	54	58	83	(Z)	(Z)	4	(Z)	
	MOTOR CARRIER, ICC	36	124	69	56	61	87	(Z)	(Z)	4	(Z)	
	MOTOR CARRIER, NON-ICC	1	3	1	92	95	82	-	-	-	-	
	PRIVATE TRUCK	44	174	3	45	38	12	-	-	50	2	
	PARCEL DELIVERY	(Z)	(Z)	(Z)	100	100	100	-	-	(Z)	(Z)	
	OTHER AND UNKNOWN	(Z)	(Z)	-	-	-	-	-	-	-	-	
20831	MALT	505	2 250	1 176	9	9	11	46	38	315	156	
	RAIL	491	2 192	1 174	9	10	11	46	38	265	153	
	MOTOR CARRIER	2	7	(Z)	81	91	63	-	-	1	(Z)	
	MOTOR CARRIER, ICC	2	7	(Z)	81	91	63	-	-	1	(Z)	
	PRIVATE TRUCK	11	51	2	7	7	13	-	-	49	2	
	OTHER AND UNKNOWN	(Z)	(Z)	-	-	-	-	-	-	-	-	
20832	MALT FLOUR AND SPROUTS	8	93	22	25	24	29	10	8	2	1	
	RAIL	7	90	22	27	25	29	10	8	1	1	
	PRIVATE TRUCK	(Z)	4	(Z)	74	76	83	-	-	1	(Z)	
20841	WINES, BRANDY, AND BRANDY SPIRITS *	1 543	3 207	2 906	8	11	8	154	328	493	777	
	RAIL	552	1 100	2 092	9	9	11	112	294	220	518	
	MOTOR CARRIER	624	1 511	516	8	21	14	33	21	133	114	
	MOTOR CARRIER, ICC	575	1 438	460	8	22	13	33	21	116	74	
	MOTOR CARRIER, NON-ICC	50	73	57	21	28	71	-	-	16	40	
	PRIVATE TRUCK	316	499	113	28	26	23	4	1	85	9	
	AIR	3	2	2	59	40	41	-	-	(Z)	(Z)	
	WATER	37	80	184	30	28	30	4	12	55	136	
	PARCEL DELIVERY	(Z)	(Z)	(Z)	42	44	55	-	-	-	-	
	OTHER AND UNKNOWN	11	14	-	55	55	-	-	-	-	-	
2085	DISTILLED, RECTIFIED, AND BLENDED LIQUORS	2 097	3 151	1 696	22	11	8	115	62	533	241	
	RAIL	587	1 085	841	6	8	9	21	15	226	150	
	MOTOR CARRIER	909	1 349	599	20	14	14	86	43	212	75	
	MOTOR CARRIER, ICC	881	1 293	583	20	15	14	86	43	211	75	
	MOTOR CARRIER, NON-ICC	28	56	16	29	29	39	-	-	(Z)	(Z)	
	PRIVATE TRUCK	583	690	224	42	24	25	8	4	95	16	
	AIR	(Z)	(Z)	(Z)	86	95	99	-	-	(Z)	(Z)	
	WATER	14	20	28	51	38	37	-	-	-	-	
	OTHER AND UNKNOWN	4	6	5	49	59	92	(Z)	(Z)	1	(Z)	
20851	DISTILLED, RECTIFIED, AND BLENDED LIQUORS	2 085	3 045	1 650	22	11	9	113	61	465	207	
	RAIL	577	1 011	803	6	8	10	18	14	160	117	
	MOTOR CARRIER	909	1 323	591	20	14	14	86	43	210	74	
	MOTOR CARRIER, ICC	880	1 268	575	20	15	14	86	43	210	74	
	MOTOR CARRIER, NON-ICC	28	56	16	29	29	39	-	-	(Z)	(Z)	
	PRIVATE TRUCK	582	686	223	42	25	25	8	4	95	16	
	AIR	(Z)	(Z)	(Z)	86	95	99	-	-	(Z)	(Z)	
	WATER	14	20	28	51	38	37	-	-	-	-	
	OTHER AND UNKNOWN	2	4	5	81	87	92	(Z)	(Z)	1	(Z)	
20859	BYPRODUCTS OF LIQUOR DISTILLING	13	105	46	13	21	18	2	1	68	34	
	RAIL	10	74	37	17	16	18	2	1	66	33	
	MOTOR CARRIER	1	26	8	69	87	78	-	-	1	1	
	MOTOR CARRIER, ICC	1	26	8	69	87	78	-	-	1	1	
	PRIVATE TRUCK	(Z)	4	1	67	55	55	-	-	-	-	
	OTHER AND UNKNOWN	1	2	-	25	25	-	-	-	-	-	
20861	SOFT DRINKS: BOTTLED, CANNED, AND IN BULK *	9 888	46 193	2 567	14	15	27	1 476	24	6 922	494	

TONS (THOUSANDS) AND TON-MILES (MILLIONS) BY DIVISION OF DESTINATION--CON.

EAST NORTH CENTRAL		WEST NORTH CENTRAL		SOUTH ATLANTIC		EAST SOUTH CENTRAL		WEST SOUTH CENTRAL		MOUNTAIN		PACIFIC		DESTINATION UNKNOWN	TCC CODE AND MOT	
TONS	TON-MILES	TONS	TON-MILES	TONS	TON-MILES	TONS	TON-MILES	TONS	TON-MILES	TONS	TON-MILES	TONS	TON-MILES	TONS		
1 823	537	959	326	1 744	464	315	99	929	294	669	327	4 447	852	-	208	
1 796	531	959	326	1 643	450	303	98	846	269	651	314	3 676	749	-	M.C.	
26	5	(Z)	(Z)	101	14	13	1	82	25	18	13	772	103	-	ICC	
10 853	758	3 709	370	10 017	652	5 087	221	7 317	415	1 561	174	3 463	376	8	N-ICC	
3	3	(Z)	(Z)	24	24	(Z)	(Z)	4	4	(Z)	7	11	5	-	P.T.	
(Z)	(Z)	(Z)	(Z)	7	7	(Z)	(Z)	2	2	(Z)	2	79	184	4	AIR	
1	(Z)	(Z)	(Z)	(Z)	(Z)	(Z)	(Z)	(Z)	(Z)	(Z)	(Z)	5	(Z)	(Z)	WATER	
														358	OT-UK	
4 085	884	1 559	539	3 362	1 285	1 247	439	2 426	946	1 304	894	3 050	1 578	135	208	
713	248	596	271	1 919	992	795	317	1 797	783	796	652	1 247	1 123	-	RAIL	
1 130	239	446	149	787	171	165	47	221	86	312	159	1 203	284	-	M.C.	
1 113	237	446	149	694	161	165	45	138	59	294	146	637	214	-	ICC	
17	2	-	-	93	11	-	-	84	26	18	13	566	69	-	N-ICC	
2 242	397	517	118	649	114	283	75	406	76	196	82	539	45	8	P.T.	
(Z)	(Z)	(Z)	(Z)	7	7	(Z)	(Z)	2	2	(Z)	(Z)	8	(Z)	-	AIR	
-	-	-	-	-	-	-	-	-	-	-	-	-	-	-	WATER	
-	-	-	-	-	-	-	-	-	-	-	-	-	-	-	P.D.	
-	-	-	-	-	-	-	-	-	-	-	-	-	-	-	127	OT-UK
4 084	884	1 559	539	3 361	1 284	1 244	437	2 426	946	1 304	894	2 967	1 578	8	20821	
713	248	596	271	1 919	992	795	317	1 797	783	796	652	1 247	1 123	-	RAIL	
1 130	239	446	149	787	171	165	45	221	86	312	159	1 168	284	-	M.C.	
1 113	237	446	149	694	161	165	45	138	59	294	146	607	214	-	ICC	
17	2	-	-	93	11	-	-	84	26	18	13	562	69	-	N-ICC	
2 241	397	517	118	648	113	283	75	406	76	196	82	491	45	8	P.T.	
(Z)	(Z)	(Z)	(Z)	7	7	(Z)	(Z)	2	2	(Z)	(Z)	8	(Z)	-	AIR	
-	-	-	-	-	-	-	-	-	-	-	-	-	-	-	WATER	
-	-	-	-	-	-	-	-	-	-	-	-	-	-	-	P.O.	
1	1	-	-	2	1	3	2	-	-	-	-	83	(Z)	127	20823	
(Z)	(Z)	-	-	1	1	3	2	-	-	-	-	-	-	-	RAIL	
(Z)	(Z)	-	-	1	1	3	2	-	-	-	-	-	-	-	M.C.	
-	-	-	-	-	-	-	-	-	-	-	-	-	-	-	ICC	
1	(Z)	-	-	1	(Z)	-	-	-	-	-	-	4	(Z)	-	N-ICC	
-	-	-	-	-	-	-	-	-	-	-	-	48	(Z)	-	P.T.	
-	-	-	-	-	-	-	-	-	-	-	-	-	-	127	OT-UK	
609	121	309	97	377	323	127	68	326	296	227	68	277	117	1	2083	
607	120	280	75	377	323	127	67	312	288	41	30	262	116	1	RAIL	
1	(Z)	29	23	-	-	(Z)	(Z)	14	7	67	37	13	1	-	M.C.	
1	(Z)	29	23	-	-	-	-	14	7	67	37	10	1	-	ICC	
2	(Z)	-	-	-	-	(Z)	(Z)	-	-	-	-	3	(Z)	-	N-ICC	
-	-	-	-	-	-	-	-	-	-	119	1	3	(Z)	-	P.T.	
-	-	-	-	-	-	-	-	-	-	-	-	-	-	(Z)	P.D.	
-	-	-	-	-	-	-	-	-	-	-	-	-	-	-	OT-UK	
541	105	264	73	369	317	127	67	312	288	24	16	253	116	(Z)	20831	
540	105	264	73	369	317	127	67	312	288	24	16	247	116	-	RAIL	
-	-	-	-	-	-	-	-	-	-	-	-	6	(Z)	-	M.C.	
-	-	-	-	-	-	-	-	-	-	-	-	6	(Z)	-	ICC	
2	(Z)	-	-	-	-	-	-	-	-	-	-	-	-	-	P.T.	
-	-	-	-	-	-	-	-	-	-	-	-	-	-	(Z)	OT-UK	
45	5	16	2	8	6	-	-	-	-	-	-	12	(Z)	1	20832	
45	5	16	2	8	6	-	-	-	-	-	-	9	(Z)	1	RAIL	
-	-	-	-	-	-	-	-	-	-	-	-	3	(Z)	-	P.T.	
368	523	115	138	375	593	47	68	120	166	81	57	1 436	255	18	20841	
213	386	76	112	231	533	24	47	103	149	34	23	86	28	-	RAIL	
137	133	28	23	90	47	13	11	10	11	30	26	1 037	130	-	M.C.	
135	130	28	23	90	47	13	11	10	11	30	26	982	117	-	ICC	
2	3	(Z)	(Z)	-	-	(Z)	(Z)	(Z)	(Z)	-	-	55	14	-	N-ICC	
17	4	11	3	52	10	10	9	6	6	17	8	297	63	-	P.T.	
1	1	(Z)	(Z)	(Z)	(Z)	(Z)	(Z)	-	-	(Z)	(Z)	1	1	-	AIR	
-	-	-	-	2	3	-	-	-	-	-	-	15	33	4	WATER	
-	-	(Z)	(Z)	-	-	-	-	(Z)	(Z)	-	-	(Z)	(Z)	-	P.D.	
-	-	-	-	-	-	-	-	-	-	-	-	-	-	14	OT-UK	
613	130	307	123	547	280	222	71	211	138	167	140	434	511	2	2085	
143	33	28	4	207	129	75	33	133	90	79	60	173	327	-	RAIL	
258	66	163	77	243	90	64	12	41	26	64	58	219	152	-	M.C.	
257	65	163	77	242	90	62	12	41	26	64	58	167	137	-	ICC	
1	(Z)	-	-	1	(Z)	1	(Z)	-	-	-	-	52	15	-	N-ICC	
211	32	116	42	83	48	83	25	36	21	21	18	36	17	-	P.T.	
(Z)	(Z)	(Z)	(Z)	(Z)	(Z)	(Z)	(Z)	-	-	-	-	(Z)	(Z)	-	AIR	
-	-	-	-	14	13	-	-	-	-	-	-	6	15	-	WATER	
1	(Z)	-	-	-	-	-	-	-	-	3	4	-	-	2	OT-UK	
610	130	307	123	520	271	220	70	210	137	167	140	433	510	-	20851	
142	32	28	4	204	128	75	33	132	90	79	60	173	326	-	RAIL	
258	66	163	77	219	83	64	12	41	26	64	58	219	152	-	M.C.	
257	65	163	77	218	83	62	12	41	26	64	58	167	137	-	ICC	
1	(Z)	-	-	1	(Z)	1	(Z)	-	-	-	-	52	15	-	N-ICC	
210	31	116	42	83	48	81	25	36	21	21	18	36	17	-	P.T.	
(Z)	(Z)	(Z)	(Z)	(Z)	(Z)	(Z)	(Z)	-	-	-	-	(Z)	(Z)	-	AIR	
-	-	-	-	14	13	-	-	-	-	-	-	6	15	-	WATER	
1	(Z)	-	-	-	-	-	-	-	-	3	4	-	-	-	OT-UK	
3	1	(Z)	(Z)	27	8	2	(Z)	1	1	-	-	1	1	2	20859	
1	(Z)	-	-	3	1	-	-	1	1	-	-	1	1	-	RAIL	
-	-	-	-	24	7	-	-	-	-	-	-	-	-	-	M.C.	
-	-	-	-	24	7	-	-	-	-	-	-	-	-	-	ICC	
2	(Z)	(Z)	(Z)	-	-	2	(Z)	-	-	-	-	-	-	-	P.T.	
-	-	-	-	-	-	-	-	-	-	-	-	-	-	2	OT-UK	
7 903	279	3 101	222	9 289	507	4 416	100	6 391	381	1 853	109	4 663	449	181	20861	



TABLE 2. SHIPMENTS BY MANUFACTURING ESTABLISHMENTS--COMMODITIES AND MEANS OF TRANSPORT BY DESTINATION: 1977--CON.

TCC CODE	COMMODITY AND MEANS OF TRANSPORT	ALL SHIPMENTS						TONS (THOUSANDS) AND TON-MILES (MILLIONS) BY DIVISION OF DESTINATION					
		VALUE (MILLION DOLLARS) (A)	TONS (THOU- SANDS) (B)	TON- MILES (MIL- LIONS) (C)	STANDARD ERROR (PERCENT) FOR COLUMNS--			NEW ENGLAND		MIDDLE ATLANTIC			
					(A)	(B)	(C)	TONS	TON- MILES	TONS	TON- MILES		
20861	SOFT DRINKS: BOTTLED, CANNED, AND IN BULK *												
	RAIL	30	67	38	32	42	41	-	-	-	-	-	-
	MOTOR CARRIER	972	3 641	789	63	63	54	3	3	246	362	362	362
	MOTOR CARRIER, ICC	969	3 629	788	63	63	54	3	3	246	362	362	362
	MOTOR CARRIER, NON-ICC	3	13	1	100	100	100	-	-	-	-	-	-
	PRIVATE TRUCK	8 764	42 305	1 740	11	13	20	1 473	21	6 676	132	132	132
	WATER	(Z)	(Z)	(Z)	100	100	100	-	-	-	-	-	-
	PARCEL DELIVERY	(Z)	(Z)	(Z)	66	60	71	-	-	-	-	-	-
	OTHER AND UNKNOWN	121	181	-	29	29	-	-	-	-	-	-	-
20871	MISCELLANEOUS FLAVORING EXTRACTS AND SYRUPS *	2 770	2 035	893	18	21	28	182	27	280	181	181	181
	RAIL	447	444	455	19	36	43	4	3	84	137	137	137
	MOTOR CARRIER	1 551	914	331	28	29	25	170	23	96	26	26	26
	MOTOR CARRIER, ICC	1 388	795	323	30	28	26	170	23	94	26	26	26
	MOTOR CARRIER, NON-ICC	163	119	7	94	94	64	-	-	-	(Z)	(Z)	(Z)
	PRIVATE TRUCK	690	642	88	23	38	21	7	1	98	14	14	14
	AIR	22	9	11	79	93	93	(Z)	(Z)	(Z)	(Z)	(Z)	(Z)
	WATER	4	4	7	55	53	58	-	-	1	3	3	3
	PARCEL DELIVERY	9	1	(Z)	39	43	40	(Z)	(Z)	(Z)	(Z)	(Z)	(Z)
	OTHER AND UNKNOWN	47	21	(Z)	37	38	36	(Z)	(Z)	(Z)	(Z)	(Z)	(Z)
209	MISCELLANEOUS FOOD PREPARATIONS	26 289	69 557	16 953	5	13	5	905	432	14 663	2 156	2 156	2 156
	RAIL	6 949	20 347	8 724	7	6	6	351	272	1 382	945	945	945
	MOTOR CARRIER	9 761	15 713	3 941	7	7	8	281	110	1 236	408	408	408
	MOTOR CARRIER, ICC	9 236	11 402	3 794	7	9	8	281	110	1 228	406	406	406
	MOTOR CARRIER, NON-ICC	525	4 311	147	13	3	24	-	-	8	3	3	3
	PRIVATE TRUCK	7 850	28 743	2 235	9	34	12	269	45	11 657	434	434	434
	AIR	6	2	2	54	50	71	(Z)	1	(Z)	(Z)	(Z)	(Z)
	WATER	725	3 123	1 989	17	16	17	(Z)	(Z)	385	362	362	362
	PIPELINE	-	-	-	100	100	100	-	-	-	-	-	-
	PARCEL DELIVERY	78	13	8	88	76	70	(Z)	(Z)	(Z)	(Z)	(Z)	(Z)
	OTHER AND UNKNOWN	920	1 616	55	12	22	34	2	5	3	6	6	6
2091	COTTONSEED OIL AND BYPRODUCTS	796	4 693	1 361	11	12	13	3	3	87	107	107	107
	RAIL	417	2 143	864	13	15	15	3	3	85	106	106	106
	MOTOR CARRIER	213	1 245	300	16	12	18	-	-	1	1	1	1
	MOTOR CARRIER, ICC	160	928	242	17	14	20	-	-	1	(Z)	(Z)	(Z)
	MOTOR CARRIER, NON-ICC	53	318	57	19	13	23	-	-	1	(Z)	(Z)	(Z)
	PRIVATE TRUCK	144	1 201	140	19	19	29	-	-	-	-	-	-
	WATER	3	23	58	-	-	-	-	-	-	-	-	-
	PARCEL DELIVERY	(Z)	(Z)	(Z)	100	100	100	-	-	-	-	-	-
	OTHER AND UNKNOWN	18	81	-	34	32	-	-	-	-	-	-	-
20911	COTTONSEED OIL, CRUDE AND REFINED	358	1 036	269	13	17	20	-	-	1	(Z)	(Z)	(Z)
	RAIL	212	498	191	16	17	21	-	-	1	(Z)	(Z)	(Z)
	MOTOR CARRIER	91	218	44	24	20	31	-	-	-	-	-	-
	MOTOR CARRIER, ICC	71	182	37	27	22	31	-	-	-	-	-	-
	MOTOR CARRIER, NON-ICC	20	36	7	36	36	45	-	-	-	-	-	-
	PRIVATE TRUCK	44	298	34	31	45	64	-	-	-	-	-	-
	OTHER AND UNKNOWN	11	22	-	49	49	-	-	-	-	-	-	-
20914	COTTONSEED CAKE, MEAL, AND BYPRODUCTS	389	3 289	946	13	12	15	-	-	86	106	106	106
	RAIL	191	1 526	621	17	18	18	-	-	85	106	106	106
	MOTOR CARRIER	96	852	162	15	13	25	-	-	1	1	1	1
	MOTOR CARRIER, ICC	66	585	114	16	16	30	-	-	1	(Z)	(Z)	(Z)
	MOTOR CARRIER, NON-ICC	31	267	48	24	16	27	-	-	1	(Z)	(Z)	(Z)
	PRIVATE TRUCK	99	888	104	17	14	24	-	-	-	-	-	-
	WATER	3	23	58	-	-	-	-	-	-	-	-	-
	PARCEL DELIVERY	(Z)	(Z)	(Z)	100	100	100	-	-	-	-	-	-
20915	COTTON LINTERS	48	368	146	13	14	22	3	3	-	-	-	-
	RAIL	14	119	51	20	20	22	3	3	-	-	-	-
	MOTOR CARRIER	25	175	93	23	24	31	-	-	-	-	-	-
	MOTOR CARRIER, ICC	23	160	92	26	27	32	-	-	-	-	-	-
	MOTOR CARRIER, NON-ICC	2	15	1	76	73	75	-	-	-	-	-	-
	PRIVATE TRUCK	2	15	2	51	56	46	-	-	-	-	-	-
	OTHER AND UNKNOWN	7	59	-	39	39	-	-	-	-	-	-	-
2092	SOYBEAN OIL AND BYPRODUCTS	6 263	25 045	7 720	8	8	7	220	183	1 669	1 039	1 039	1 039
	RAIL	3 291	12 969	4 671	10	8	8	217	180	829	468	468	468
	MOTOR CARRIER	1 071	4 007	598	15	16	18	4	3	84	34	34	34
	MOTOR CARRIER, ICC	1 024	3 337	591	15	18	18	4	3	84	34	34	34
	MOTOR CARRIER, NON-ICC	47	670	8	31	7	49	-	-	-	-	-	-
	PRIVATE TRUCK	1 112	4 528	577	12	13	21	-	-	354	157	157	157
	AIR	(Z)	(Z)	(Z)	79	60	61	-	-	(Z)	(Z)	(Z)	(Z)
	WATER	662	3 080	1 872	15	16	18	-	-	402	380	380	380
	PIPELINE	-	-	-	100	100	100	-	-	-	-	-	-
	PARCEL DELIVERY	(Z)	(Z)	(Z)	68	60	86	-	-	(Z)	(Z)	(Z)	(Z)
	OTHER AND UNKNOWN	127	461	2	37	68	54	-	-	-	-	-	-
20921	SOYBEAN OIL, CRUDE AND REFINED	2 073	4 470	1 675	8	8	11	53	27	196	93	93	93
	RAIL	1 018	2 232	1 106	15	15	17	53	27	94	68	68	68
	MOTOR CARRIER	520	1 155	230	12	12	23	-	-	19	14	14	14
	MOTOR CARRIER, ICC	488	1 082	228	13	13	24	-	-	19	14	14	14
	MOTOR CARRIER, NON-ICC	33	73	3	37	37	93	-	-	-	-	-	-
	PRIVATE TRUCK	277	540	68	22	22	19	-	-	84	10	10	10
	WATER	192	434	271	33	34	35	-	-	-	-	-	-
	PIPELINE	-	-	-	100	100	100	-	-	-	-	-	-
	OTHER AND UNKNOWN	66	108	(Z)	10	10	-	-	-	-	-	-	-
20923	SOYBEAN CAKE, FLOUR, GRITS, MEAL, ETC.	4 190	20 575	6 045	10	9	9	168	156	1 473	946	946	946
	RAIL	2 273	10 737	3 565	9	8	10	164	153	736	400	400	400
	MOTOR CARRIER	551	2 852	368	24	21	26	4	3	65	20	20	20
	MOTOR CARRIER, ICC	536	2 255	363	23	24	26	4	3	65	20	20	20
	MOTOR CARRIER, NON-ICC	15	596	5	45	6	35	-	-	-	-	-	-
	PRIVATE TRUCK	834	3 988	509	15	14	23	-	-	270	147	147	147
	AIR	(Z)	(Z)	(Z)	79	60	61	-	-	(Z)	(Z)	(Z)	(Z)

TONS (THOUSANDS) AND TON-MILES (MILLIONS) BY DIVISION OF ORIGIN--CON.

EAST NORTH CENTRAL		WEST NORTH CENTRAL		SOUTH ATLANTIC		EAST SOUTH CENTRAL		WEST SOUTH CENTRAL		MOUNTAIN		PACIFIC		ESTI-NATION UNKNOWN	TCC CODE AND MOT	
TONS	TON-MILES	TONS	TON-MILES	TONS	TON-MILES	TONS	TON-MILES	TONS	TON-MILES	TONS	TON-MILES	TONS	TON-MILES	TONS		
-	-	1	(Z)	29	11	4	2	3	1	30	24	-	-	-	20861	
15	7	241	27	379	60	18	3	570	104	171	23	1 999	200	-	RAIL	
15	7	241	27	379	60	5	2	570	104	171	23	1 999	200	-	M.C.	
-	-	-	-	-	-	13	1	-	-	-	-	-	-	-	ICC	
7 888	273	2 859	195	8 881	436	4 394	95	5 818	276	1 653	63	2 664	250	-	N-ICC	
-	-	-	-	-	-	-	-	(Z)	(Z)	(Z)	(Z)	-	-	-	P.T.	
-	-	-	-	(Z)	(Z)	-	-	-	-	(Z)	(Z)	-	-	-	WATER	
-	-	-	-	-	-	-	-	-	-	-	-	-	-	-	P.D.	
-	-	-	-	-	-	-	-	-	-	-	-	-	-	181	OT-UK	
282	64	77	39	375	179	120	50	344	95	92	80	268	177	15	20871	
56	9	20	8	106	99	35	22	33	27	39	44	67	104	-	RAIL	
202	49	50	26	125	63	37	19	65	49	17	15	152	61	-	M.C.	
196	49	49	26	122	61	37	19	63	49	17	15	46	56	-	ICC	
7	(Z)	(Z)	(Z)	3	2	-	-	2	(Z)	-	-	105	5	-	N-ICC	
22	3	7	5	145	16	48	10	244	17	31	17	40	6	-	P.T.	
1	2	(Z)	(Z)	(Z)	(Z)	(Z)	(Z)	(Z)	(Z)	5	5	2	4	-	AIR	
(Z)	(Z)	(Z)	(Z)	(Z)	(Z)	(Z)	(Z)	(Z)	(Z)	1	2	-	3	-	WATER	
(Z)	(Z)	(Z)	(Z)	(Z)	(Z)	(Z)	(Z)	(Z)	(Z)	-	-	-	6	(Z)	P.O.	
(Z)	(Z)	(Z)	(Z)	(Z)	(Z)	(Z)	(Z)	(Z)	(Z)	-	-	-	(Z)	(Z)	OT-UK	
18 974	2 629	6 990	1 231	8 182	2 464	3 812	921	8 912	3 252	1 026	602	5 075	3 265	1 019	209	
5 075	1 296	1 890	352	4 366	1 593	2 084	537	3 160	1 109	332	278	1 703	2 341	5	RAIL	
6 813	740	2 076	413	1 375	625	684	229	1 212	540	365	186	1 671	689	-	M.C.	
3 138	731	1 952	385	1 343	615	624	228	1 031	499	339	181	1 466	639	-	ICC	
3 676	8	123	28	32	11	60	1	181	41	27	5	204	50	-	N-ICC	
6 556	458	2 713	357	2 217	234	978	139	2 300	311	326	136	1 601	121	127	P.T.	
(Z)	(Z)	(Z)	(Z)	(Z)	(Z)	(Z)	(Z)	(Z)	(Z)	1	1	1	1	-	AIR	
307	126	134	105	1	(Z)	64	13	2 183	1 275	-	-	48	109	-	WATER	
-	-	-	-	-	-	-	-	-	-	-	-	-	-	-	PIPE	
2	2	(Z)	(Z)	(Z)	(Z)	(Z)	(Z)	3	4	1	1	6	1	-	P.O.	
220	7	178	4	223	11	2	3	54	13	1	(Z)	46	4	887	OT-UK	
67	37	225	82	625	319	668	168	1 720	352	280	81	937	214	81	2091	
57	32	158	59	524	282	376	101	870	239	16	9	53	33	-	RAIL	
3	2	47	17	24	28	95	54	229	45	163	48	683	105	-	M.C.	
3	2	2	1	17	23	92	53	98	24	138	44	577	94	-	ICC	
-	-	45	16	7	5	3	(Z)	131	21	25	5	106	10	-	N-ICC	
6	2	21	6	77	8	196	13	621	68	101	23	178	18	-	P.T.	
-	-	-	-	-	-	-	-	-	-	-	-	23	58	-	WATER	
-	-	-	-	-	-	-	-	(Z)	(Z)	-	-	-	-	-	P.D.	
-	-	-	-	-	-	-	-	-	-	-	-	-	-	-	81	OT-UK
26	19	1	(Z)	75	27	149	21	583	160	46	17	134	24	22	20911	
26	19	1	(Z)	73	26	75	18	318	119	-	-	5	8	-	RAIL	
-	-	(Z)	(Z)	1	(Z)	12	1	37	9	46	17	122	16	-	M.C.	
-	-	(Z)	(Z)	1	(Z)	12	1	19	4	46	17	104	14	-	ICC	
-	-	-	-	-	-	-	-	18	5	-	-	18	2	-	N-ICC	
-	-	-	-	(Z)	(Z)	62	1	228	32	-	-	8	1	-	P.T.	
-	-	-	-	-	-	-	-	-	-	-	-	-	-	-	22	OT-UK
27	10	222	79	507	243	372	83	1 112	186	228	60	733	179	-	20914	
19	6	154	56	422	229	239	72	542	118	16	9	49	25	-	RAIL	
2	2	46	16	9	5	10	1	180	32	111	27	493	79	-	M.C.	
2	2	2	1	2	1	7	(Z)	67	16	86	23	419	72	-	ICC	
-	-	45	16	7	5	3	(Z)	113	16	25	5	73	7	-	N-ICC	
6	2	21	6	76	8	123	11	390	36	101	23	169	17	-	P.T.	
-	-	-	-	-	-	-	-	-	-	-	-	23	58	-	WATER	
-	-	-	-	-	-	-	-	(Z)	(Z)	-	-	-	-	-	P.O.	
14	7	3	3	43	49	147	64	25	6	5	4	70	10	59	20915	
13	6	3	3	29	27	61	11	10	-	-	-	-	-	-	RAIL	
1	1	-	-	14	23	74	52	12	4	5	4	68	10	-	M.C.	
1	1	-	-	14	23	74	52	12	4	5	4	54	9	-	ICC	
-	-	-	-	(Z)	(Z)	-	-	-	-	-	-	14	1	-	N-ICC	
-	-	-	-	-	-	11	1	3	1	-	-	1	(Z)	-	P.T.	
-	-	-	-	-	-	-	-	-	-	-	-	-	-	-	59	OT-UK
6 775	979	4 537	537	3 690	769	2 161	433	4 337	1 951	320	236	1 230	1 594	107	2092	
3 478	551	1 254	174	2 653	652	1 406	341	1 851	632	194	170	1 081	1 502	5	RAIL	
1 752	196	1 253	119	390	89	332	51	124	27	24	18	44	62	-	M.C.	
1 209	193	1 200	117	374	86	279	51	120	27	24	18	44	62	-	ICC	
543	2	54	2	16	2	53	(Z)	3	1	-	-	-	-	-	N-ICC	
1 253	114	1 715	133	462	28	369	30	167	37	102	49	104	29	2	P.T.	
(Z)	(Z)	(Z)	(Z)	(Z)	(Z)	-	-	-	-	-	-	(Z)	(Z)	-	AIR	
291	118	141	109	-	-	54	11	2 193	1 253	-	-	-	-	-	WATER	
(Z)	(Z)	-	-	-	-	-	-	(Z)	(Z)	-	-	-	-	-	PIPE	
(Z)	(Z)	-	-	-	-	-	-	(Z)	(Z)	-	-	-	-	-	P.D.	
-	-	174	1	186	(Z)	-	-	1	1	-	-	-	-	-	100	OT-UK
1 350	276	336	31	515	125	842	194	711	406	-	-	367	524	99	20921	
572	126	121	16	310	86	411	134	326	158	-	-	345	491	-	RAIL	
506	85	136	10	190	38	270	45	13	5	-	-	22	33	-	M.C.	
486	82	136	10	190	38	216	45	13	5	-	-	22	33	-	ICC	
20	2	-	-	-	-	53	(Z)	-	-	-	-	-	-	-	N-ICC	
184	33	78	5	6	1	162	15	26	4	-	-	-	-	-	P.T.	
88	32	-	-	-	-	-	-	346	239	-	-	-	-	-	WATER	
-	-	-	-	-	-	-	-	-	-	-	-	-	-	-	PIPE	
-	-	-	-	9	(Z)	-	-	-	-	-	-	-	-	-	99	OT-UK
5 425	703	4 201	506	3 175	644	1 318	239	3 625	1 545	320	236	863	1 069	8	20923	
2 906	425	1 133	158	2 343	566	995	207	1 525	474	194	170	736	1 011	5	RAIL	
1 247	111	1 117	109	200	50	62	6	111	22	24	18	23	29	-	M.C.	
724	111	1 063	107	184	48	62	6	107	22	24	18	23	29	-	ICC	
523	-	54	2	16	2	-	-	3	1	-	-	-	-	-	N-ICC	
1 069	81	1 637	129	455	27	207	14	142	33	102	49	104	29	2	P.T.	
(Z)	(Z)	(Z)	(Z)	(Z)	(Z)	-	-	-	-	-	-	(Z)	(Z)	-	AIR	

TABLE 2. SHIPMENTS BY MANUFACTURING ESTABLISHMENTS--COMMODITIES AND MEANS OF TRANSPORT BY DESTINATION: 1977--CON.

TCC CODE	COMMODITY AND MEANS OF TRANSPORT	ALL SHIPMENTS						TONS (THOUSANDS) AND TON-MILES (MILLIONS) BY DIVISION OF DESTINATION			
		VALUE (MILLION DOLLARS) (A)	TONS (THOU- SANDS) (B)	TON- MILES (MIL- LIONS) (C)	STANDARD ERROR (PERCENT) FOR COLUMNS--			NEW ENGLAND		MIDDLE ATLANTIC	
					(A)	(B)	(C)	TONS	TON- MILES	TONS	TON- MILES
20923	SOYBEAN CAKE, FLOUR, GRITS, MEAL, ETC.	470	2 646	1 601	22	20	21	-	-	402	380
	WATER	(Z)	(Z)	(Z)	68	60	86	-	-	(Z)	(Z)
	PARCEL DELIVERY	61	353	2	65	68	54	-	-	-	-
	OTHER AND UNKNOWN										
2093	VEGETABLE AND NUT OILS AND BYPRODUCTS, NEC	718	1 889	690	11	8	10	7	4	137	73
	RAIL	255	598	474	16	12	16	4	4	67	56
	MOTOR CARRIER	310	661	155	18	16	17	3	(Z)	46	6
	MOTOR CARRIER, ICC	268	611	152	21	16	17	3	(Z)	44	6
	MOTOR CARRIER, NON-ICC	42	50	3	9	8	67	-	-	2	(Z)
	PRIVATE TRUCK	116	395	61	24	21	25	-	-	23	11
	PARCEL DELIVERY	(Z)	(Z)	(Z)	70	70	70	-	-	-	-
	OTHER AND UNKNOWN	37	235	(Z)	27	23	77	-	-	1	(Z)
20931	LINSEED OIL, CRUDE AND REFINED	112	229	111	18	16	20	-	-	25	23
	RAIL	60	132	83	28	25	27	-	-	24	23
	MOTOR CARRIER	47	91	28	19	20	47	-	-	1	(Z)
	MOTOR CARRIER, ICC	47	91	28	19	20	47	-	-	1	(Z)
	PRIVATE TRUCK	(Z)	1	(Z)	66	65	100	-	-	-	-
	PARCEL DELIVERY	(Z)	(Z)	(Z)	72	76	71	-	-	-	-
	OTHER AND UNKNOWN	3	5	-	58	58	-	-	-	-	-
20933	NUT AND VEGETABLE OILS, NEC	493	871	461	16	16	17	4	2	77	27
	RAIL	162	289	326	22	21	25	1	1	11	10
	MOTOR CARRIER	228	318	95	27	35	27	3	(Z)	43	6
	MOTOR CARRIER, ICC	185	268	91	32	41	26	3	(Z)	41	6
	MOTOR CARRIER, NON-ICC	42	50	3	9	8	67	-	-	2	(Z)
	PRIVATE TRUCK	96	255	40	24	18	23	-	-	23	11
	PARCEL DELIVERY	(Z)	(Z)	(Z)	100	100	100	-	-	-	-
	OTHER AND UNKNOWN	7	7	(Z)	54	59	77	-	-	1	(Z)
20939	NUT AND VEGETABLE OIL SEED CAKE, NEC	114	789	118	14	12	17	3	3	35	23
	RAIL	32	176	65	27	26	32	3	3	33	23
	MOTOR CARRIER	35	252	33	16	13	18	-	-	2	(Z)
	MOTOR CARRIER, ICC	35	252	33	16	13	18	-	-	2	(Z)
	PRIVATE TRUCK	19	139	21	39	32	38	-	-	-	-
	OTHER AND UNKNOWN	27	223	-	21	21	-	-	-	-	-
2094	MARINE FATS AND OILS	239	694	240	37	36	34	36	7	21	10
	RAIL	44	177	121	81	86	79	-	-	13	9
	MOTOR CARRIER	92	256	80	49	49	36	5	1	6	1
	MOTOR CARRIER, ICC	92	256	80	49	49	36	5	1	6	1
	MOTOR CARRIER, NON-ICC	(Z)	(Z)	(Z)	100	100	100	-	-	-	-
	PRIVATE TRUCK	69	174	39	47	45	48	31	6	1	(Z)
	AIR	(Z)	(Z)	(Z)	100	100	100	-	-	-	-
	OTHER AND UNKNOWN	34	87	-	39	38	-	-	-	-	-
20941	MARINE OIL MILL PRODUCTS	42	103	19	55	56	49	-	-	6	1
	RAIL	10	23	13	62	64	68	-	-	6	1
	MOTOR CARRIER	7	17	6	82	85	74	-	-	-	-
	MOTOR CARRIER, ICC	7	17	6	82	85	74	-	-	-	-
	PRIVATE TRUCK	3	6	1	100	100	100	-	-	-	-
	AIR	(Z)	(Z)	(Z)	100	100	100	-	-	-	-
	OTHER AND UNKNOWN	23	57	-	64	64	-	-	-	-	-
20942	MARINE OIL MILL BYPRODUCTS	197	592	221	34	33	34	36	7	15	9
	RAIL	34	154	108	90	92	83	-	-	8	8
	MOTOR CARRIER	86	239	74	48	47	36	5	1	6	1
	MOTOR CARRIER, ICC	86	239	74	48	47	36	5	1	6	1
	MOTOR CARRIER, NON-ICC	(Z)	(Z)	(Z)	100	100	100	-	-	-	-
	PRIVATE TRUCK	66	168	38	48	46	48	31	6	1	(Z)
	OTHER AND UNKNOWN	11	30	-	39	39	-	-	-	-	-
20951	ROASTED COFFEE, INCL. INSTANT COFFEE *	5 388	1 146	720	14	15	15	53	23	253	94
	RAIL	689	132	155	26	28	32	5	5	21	24
	MOTOR CARRIER	3 604	820	510	13	15	13	39	16	178	59
	MOTOR CARRIER, ICC	3 434	792	502	14	16	13	39	16	176	59
	MOTOR CARRIER, NON-ICC	170	28	7	27	26	29	-	-	2	(Z)
	PRIVATE TRUCK	938	173	35	36	35	28	9	3	53	8
	AIR	(Z)	(Z)	(Z)	80	93	98	-	-	(Z)	(Z)
	WATER	13	3	7	100	100	100	-	-	-	-
	PARCEL DELIVERY	77	10	6	97	98	98	(Z)	(Z)	(Z)	(Z)
	OTHER AND UNKNOWN	68	8	8	64	54	100	-	-	1	3
2096	MARGARINE, SHORTENING, AND TABLE OILS, EXC. CORN OIL	4 618	10 281	2 619	10	7	11	264	146	841	367
	RAIL	1 112	2 395	1 380	17	24	17	99	68	216	142
	MOTOR CARRIER	1 876	5 645	837	12	6	10	94	51	401	172
	MOTOR CARRIER, ICC	1 741	2 482	791	11	10	10	94	51	401	172
	MOTOR CARRIER, NON-ICC	135	3 163	45	43	3	73	-	-	-	-
	PRIVATE TRUCK	1 085	1 655	337	17	17	17	69	22	222	49
	AIR	(Z)	(Z)	(Z)	100	100	100	-	-	-	-
	WATER	12	16	25	73	63	76	-	-	-	-
	PARCEL DELIVERY	(Z)	(Z)	(Z)	100	100	100	-	-	-	-
	OTHER AND UNKNOWN	533	570	40	8	6	24	2	5	1	3
20961	SHORTENING, COOKING AND SALAD OILS, EXC. CORN OIL	3 418	8 937	2 205	12	8	12	185	103	637	294
	RAIL	1 078	2 348	1 339	17	24	17	99	68	216	142
	MOTOR CARRIER	1 266	5 008	576	16	6	13	27	17	261	124
	MOTOR CARRIER, ICC	1 154	1 870	534	15	12	12	27	17	261	124
	MOTOR CARRIER, NON-ICC	112	3 138	41	50	3	79	-	-	-	-
	PRIVATE TRUCK	697	1 119	225	18	18	15	56	13	158	24
	AIR	(Z)	(Z)	(Z)	100	100	100	-	-	-	-
	WATER	12	16	25	73	63	76	-	-	-	-
	OTHER AND UNKNOWN	366	447	40	2	3	25	2	5	1	3
20962	MARGARINE	1 200	1 343	415	20	21	23	79	43	203	73
	RAIL	34	47	41	32	30	40	-	-	-	-



TONS (THOUSANDS) AND TON-MILES (MILLIONS) BY DIVISION OF DESTINATION--CON.

EAST NORTH CENTRAL		WEST NORTH CENTRAL		SOUTH ATLANTIC		EAST SOUTH CENTRAL		WEST SOUTH CENTRAL		MOUNTAIN		PACIFIC		DESTINATION UNKNOWN	TCC CODE AND MOT
TONS	TON-MILES	TONS	TON-MILES	TONS	TON-MILES	TONS	TON-MILES	TONS	TON-MILES	TONS	TON-MILES	TONS	TON-MILES	TONS	
203	86	141	109	-	-	54	11	1 846	1 015	-	-	-	-	-	20923
(Z)	(Z)	-	-	-	-	-	-	(Z)	(Z)	-	-	-	-	-	WATER
-	-	174	1	177	(Z)	-	-	1	1	-	-	-	-	-	P.O.
406	317	223	50	256	63	60	20	38	24	77	34	450	104	234	2093
242	282	61	25	101	41	44	16	13	7	49	24	16	19	-	RAIL
122	23	135	19	24	18	5	3	19	16	10	5	298	64	-	M.C.
81	23	135	19	23	18	5	3	19	16	10	5	290	61	-	ICC
40	-	-	-	(Z)	(Z)	-	-	-	-	-	-	8	3	-	N-ICC
43	12	27	6	131	4	12	1	5	2	18	5	137	20	-	P.T.
(Z)	(Z)	-	-	(Z)	(Z)	-	-	-	-	-	-	-	-	-	P.D.
-	-	-	-	-	-	-	-	-	-	-	-	-	-	234	OT-UK
63	31	85	6	15	14	8	5	15	13	(Z)	(Z)	13	19	5	20931
57	29	26	2	8	7	5	3	-	-	-	-	12	19	-	RAIL
6	2	59	4	7	7	3	2	15	13	-	-	(Z)	(Z)	-	M.C.
6	2	59	4	7	7	3	2	15	13	-	-	(Z)	(Z)	-	ICC
-	-	(Z)	(Z)	-	-	-	-	(Z)	(Z)	(Z)	(Z)	(Z)	(Z)	-	P.T.
-	-	-	-	(Z)	(Z)	-	-	-	-	-	-	-	-	-	P.O.
-	-	-	-	-	-	-	-	-	-	-	-	-	-	5	OT-UK
219	258	10	12	166	35	21	11	16	10	56	26	293	79	7	20933
156	244	7	10	35	21	16	10	11	7	49	24	3	(Z)	-	RAIL
58	11	3	3	17	11	2	1	5	3	(Z)	(Z)	189	60	-	M.C.
17	11	3	3	16	11	2	1	5	3	(Z)	(Z)	181	57	-	ICC
40	-	-	-	(Z)	(Z)	-	-	-	-	-	-	8	3	-	N-ICC
6	4	(Z)	(Z)	114	2	4	1	1	(Z)	7	2	101	19	-	P.T.
(Z)	(Z)	-	-	-	-	-	-	-	-	-	-	-	-	-	P.O.
-	-	-	-	-	-	-	-	-	-	-	-	-	-	7	OT-UK
125	28	128	32	75	15	30	3	6	1	21	8	144	6	223	20939
29	9	27	14	59	13	22	3	2	(Z)	-	-	-	-	-	RAIL
58	11	73	12	-	-	-	-	-	-	9	5	109	4	-	M.C.
58	11	73	12	-	-	-	-	-	-	9	5	109	4	-	ICC
37	8	27	6	16	1	8	1	4	1	11	3	35	1	-	P.T.
-	-	-	-	-	-	-	-	-	-	-	-	-	-	223	OT-UK
44	41	54	54	221	50	87	25	130	34	1	(Z)	14	19	87	2094
22	15	48	49	35	13	43	14	7	4	-	-	7	18	-	RAIL
22	26	6	5	109	23	-	-	102	23	(Z)	(Z)	6	1	-	M.C.
22	26	6	5	109	23	-	-	102	23	-	-	6	1	-	ICC
-	-	-	-	-	-	-	-	-	-	(Z)	(Z)	-	-	-	N-ICC
-	-	-	-	77	15	44	11	20	7	(Z)	(Z)	1	(Z)	-	P.T.
-	-	(Z)	(Z)	-	-	-	-	-	-	-	-	-	-	-	AIR
-	-	-	-	-	-	-	-	-	-	-	-	-	-	87	OT-UK
21	14	(Z)	(Z)	6	1	3	1	11	3	-	-	-	-	57	20941
15	11	-	-	-	-	3	1	-	1	-	-	-	-	-	RAIL
6	3	-	-	(Z)	(Z)	-	-	11	3	-	-	-	-	-	M.C.
6	3	-	-	(Z)	(Z)	-	-	11	3	-	-	-	-	-	ICC
-	-	-	-	6	1	-	-	-	-	-	-	-	-	-	P.T.
-	-	(Z)	(Z)	-	-	-	-	-	-	-	-	-	-	-	AIR
-	-	-	-	-	-	-	-	-	-	-	-	-	-	57	OT-UK
23	27	54	54	215	50	85	24	119	31	1	(Z)	14	19	30	20942
7	4	48	49	35	13	41	13	7	4	-	-	7	18	-	RAIL
16	23	6	5	109	23	-	-	91	20	(Z)	(Z)	6	1	-	M.C.
16	23	6	5	109	23	-	-	91	20	-	-	6	1	-	ICC
-	-	-	-	-	-	-	-	-	-	(Z)	(Z)	-	-	-	N-ICC
-	-	-	-	70	14	44	11	20	7	(Z)	(Z)	1	(Z)	-	P.T.
-	-	-	-	-	-	-	-	-	-	-	-	-	-	30	OT-UK
250	153	120	56	81	50	72	42	100	70	48	47	169	184	-	20951
41	43	5	3	3	1	9	5	10	6	9	10	28	47	-	RAIL
163	96	77	53	73	48	51	30	77	45	37	36	124	127	-	M.C.
163	96	77	53	71	48	51	30	72	45	37	36	105	120	-	ICC
-	-	-	-	2	(Z)	-	-	5	(Z)	-	-	19	7	-	N-ICC
44	10	37	-	5	1	11	7	10	4	1	1	4	2	-	P.T.
-	-	-	-	-	-	-	-	-	-	-	-	(Z)	(Z)	-	AIR
-	-	-	-	-	-	-	-	-	-	-	-	3	7	-	WATER
(Z)	(Z)	-	-	(Z)	(Z)	(Z)	(Z)	3	5	1	1	6	1	-	P.D.
2	5	-	-	-	-	-	-	-	-	-	-	4	(Z)	-	OT-UK
5 466	480	418	125	1 032	459	282	72	841	272	76	63	775	636	287	2096
740	210	32	15	570	273	59	18	293	117	37	42	349	495	-	RAIL
3 993	200	153	51	261	118	93	23	333	97	26	16	291	108	-	M.C.
914	197	153	51	261	118	93	23	310	84	26	16	230	79	-	ICC
3 079	3	-	-	-	-	-	-	24	13	-	-	60	29	-	N-ICC
509	67	231	55	198	61	128	28	199	44	11	4	88	6	-	P.T.
(Z)	(Z)	-	-	-	-	-	-	-	-	-	-	-	-	-	AIR
-	-	-	-	-	-	-	-	5	1	-	-	11	24	-	WATER
(Z)	(Z)	-	-	-	-	-	-	-	-	-	-	-	-	-	P.O.
224	3	2	3	4	7	2	3	10	12	1	(Z)	37	2	287	OT-UK
5 139	409	350	105	838	377	220	56	695	231	43	39	656	592	175	20961
740	210	32	15	559	267	59	18	289	117	28	32	326	470	-	RAIL
3 823	143	127	40	161	66	69	15	289	74	8	5	244	92	-	M.C.
754	140	127	40	161	66	69	15	265	61	8	5	199	66	-	ICC
3 070	3	-	-	-	-	-	-	23	13	-	-	45	26	-	N-ICC
352	53	189	46	114	37	91	20	102	26	6	1	50	4	-	P.T.
(Z)	(Z)	-	-	-	-	-	-	-	-	-	-	-	-	-	AIR
-	-	-	-	-	-	-	-	5	1	-	-	11	24	-	WATER
224	3	2	3	4	7	2	3	10	12	1	(Z)	26	2	175	OT-UK
327	71	68	20	195	82	62	17	146	41	33	24	119	44	112	20962
-	-	-	-	11	6	-	-	4	(Z)	9	10	23	25	-	RAIL

TABLE 2. SHIPMENTS BY MANUFACTURING ESTABLISHMENTS--COMMODITIES AND MEANS OF TRANSPORT BY DESTINATION: 1977--CON.

TCC CODE	COMMODITY AND MEANS OF TRANSPORT	ALL SHIPMENTS						TONS (THOUSANDS) AND TON-MILES (MILLIONS) BY DIVISION OF DESTINATION					
		VALUE (MILLION DOLLARS) (A)	TONS (THOU- SANDS) (B)	TON- MILES (MIL- LIONS) (C)	STANDARD ERROR (PERCENT) FOR COLUMNS--			NEW ENGLAND		MIDDLE ATLANTIC			
					(A)	(B)	(C)	TONS	TON- MILES	TONS	TON- MILES		
20962	MARGARINE . . . . .												
	MOTOR CARRIER . . . . .	610	637	261	16	16	20	66	34	140	48		
	MOTOR CARRIER, ICC . . . . .	587	612	257	16	17	21	66	34	140	48		
	MOTOR CARRIER, NON-ICC . . . . .	23	25	4	23	23	53	-	-	-	-		
	PRIVATE TRUCK . . . . .	388	536	113	33	32	39	13	9	63	25		
	PARCEL DELIVERY . . . . .	(Z)	(Z)	(Z)	100	100	100	-	-	-	-		
	OTHER AND UNKNOWN . . . . .	167	123	(Z)	48	47	67	-	-	-	-		
20971	ICE, NATURAL AND MANUFACTURED *	151	17 406	113	12	72	49	-	-	14 990	79		
	MOTOR CARRIER . . . . .	1	8	1	80	73	92	-	-	-	-		
	MOTOR CARRIER, ICC . . . . .	(Z)	5	1	100	100	100	-	-	-	-		
	MOTOR CARRIER, NON-ICC . . . . .	(Z)	3	(Z)	100	100	100	-	-	-	-		
	PRIVATE TRUCK . . . . .	146	17 325	112	13	73	50	-	-	14 990	79		
	OTHER AND UNKNOWN . . . . .	5	73	(Z)	62	62	100	-	-	-	-		
20981	MACARONI, SPAGHETTI, VERMICELLI, NOODLES, DRY *	744	1 011	353	12	14	19	81	7	243	47		
	RAIL . . . . .	22	27	21	15	16	18	1	(Z)	1	(Z)		
	MOTOR CARRIER . . . . .	448	574	252	14	17	22	30	5	155	37		
	MOTOR CARRIER, ICC . . . . .	440	563	251	14	17	22	30	5	155	37		
	MOTOR CARRIER, NON-ICC . . . . .	8	12	1	68	71	81	-	-	-	-		
	PRIVATE TRUCK . . . . .	269	404	70	16	18	28	50	1	87	10		
	AIR . . . . .	1	1	1	69	70	91	-	-	-	-		
	WATER . . . . .	3	4	9	81	70	94	-	-	-	-		
	PARCEL DELIVERY . . . . .	(Z)	(Z)	(Z)	100	100	100	-	-	-	-		
	OTHER AND UNKNOWN . . . . .	(Z)	(Z)	1	100	100	100	-	-	-	-		
2099	FOOD PREPARATIONS, NEC . . . . .	7 145	9 241	2 846	15	17	17	317	69	1 321	342		
	RAIL . . . . .	1 007	1 581	877	33	28	39	18	9	156	146		
	MOTOR CARRIER . . . . .	2 030	2 416	1 232	21	17	15	129	40	366	91		
	MOTOR CARRIER, ICC . . . . .	1 957	2 373	1 213	22	17	16	129	40	362	89		
	MOTOR CARRIER, NON-ICC . . . . .	72	43	20	32	27	56	-	-	4	2		
	PRIVATE TRUCK . . . . .	3 963	5 164	719	15	25	35	169	19	799	105		
	AIR . . . . .	5	1	1	57	60	77	(Z)	(Z)	(Z)	(Z)		
	WATER . . . . .	23	8	10	68	66	96	(Z)	(Z)	(Z)	(Z)		
	PARCEL DELIVERY . . . . .	5	4	3	61	56	58	(Z)	(Z)	(Z)	(Z)		
	OTHER AND UNKNOWN . . . . .	112	68	4	24	16	71	-	-	-	-		
20991	DESSERTS (READY TO MIX) . . . . .	355	222	95	10	10	20	9	4	16	5		
	RAIL . . . . .	81	41	33	28	24	36	6	3	1	(Z)		
	MOTOR CARRIER . . . . .	140	78	51	16	15	21	3	1	11	4		
	MOTOR CARRIER, ICC . . . . .	135	75	49	16	16	22	3	1	11	4		
	MOTOR CARRIER, NON-ICC . . . . .	4	2	1	80	79	69	-	-	-	-		
	PRIVATE TRUCK . . . . .	110	89	11	20	25	57	-	-	4	1		
	AIR . . . . .	(Z)	(Z)	(Z)	100	100	100	(Z)	(Z)	-	-		
	PARCEL DELIVERY . . . . .	1	1	1	100	100	100	-	-	-	-		
	OTHER AND UNKNOWN . . . . .	24	13	(Z)	30	29	39	-	-	-	-		
20992	CHIPS (POTATO, CORN, ETC.) . . . . .	2 401	1 517	315	20	20	25	168	22	190	28		
	RAIL . . . . .	54	38	24	18	18	23	(Z)	(Z)	3	2		
	MOTOR CARRIER . . . . .	493	326	113	14	14	19	8	5	33	10		
	MOTOR CARRIER, ICC . . . . .	492	326	113	14	14	19	8	5	33	10		
	MOTOR CARRIER, NON-ICC . . . . .	1	(Z)	(Z)	100	100	100	-	-	-	-		
	PRIVATE TRUCK . . . . .	1 815	1 140	169	26	25	23	159	17	155	16		
	AIR . . . . .	1	(Z)	(Z)	100	100	100	-	-	-	-		
	WATER . . . . .	22	6	9	69	68	97	(Z)	(Z)	(Z)	(Z)		
	PARCEL DELIVERY . . . . .	(Z)	(Z)	(Z)	92	92	95	-	-	-	-		
	OTHER AND UNKNOWN . . . . .	15	7	-	-	-	-	-	-	-	-		
20993	SWEETENING SYRUPS AND MOLASSES . . . . .	361	847	205	19	23	7	18	11	125	40		
	RAIL . . . . .	93	231	99	20	18	18	5	3	54	29		
	MOTOR CARRIER . . . . .	131	265	79	9	9	15	13	8	30	8		
	MOTOR CARRIER, ICC . . . . .	126	258	79	9	10	15	13	8	28	8		
	MOTOR CARRIER, NON-ICC . . . . .	5	7	(Z)	49	49	38	-	-	2	(Z)		
	PRIVATE TRUCK . . . . .	116	320	23	49	51	34	-	-	41	3		
	WATER . . . . .	(Z)	(Z)	(Z)	100	100	100	-	-	-	-		
	OTHER AND UNKNOWN . . . . .	20	30	4	21	21	73	-	-	-	-		
20994	BAKING POWDER AND YEAST . . . . .	4	8	3	45	67	97	-	-	-	-		
	MOTOR CARRIER . . . . .	(Z)	1	(Z)	97	100	100	-	-	-	-		
	MOTOR CARRIER, ICC . . . . .	(Z)	1	(Z)	97	100	100	-	-	-	-		
	PRIVATE TRUCK . . . . .	2	5	2	78	86	97	-	-	-	-		
	OTHER AND UNKNOWN . . . . .	2	2	-	-	-	-	-	-	-	-		
20997	SPICES . . . . .	370	175	97	45	44	40	4	1	16	4		
	RAIL . . . . .	24	11	18	100	100	100	-	-	-	-		
	MOTOR CARRIER . . . . .	227	108	63	58	59	51	3	1	5	2		
	MOTOR CARRIER, ICC . . . . .	212	101	56	59	61	56	3	1	4	1		
	MOTOR CARRIER, NON-ICC . . . . .	15	7	7	57	54	97	-	-	1	2		
	PRIVATE TRUCK . . . . .	111	52	16	26	28	31	1	(Z)	11	2		
	AIR . . . . .	(Z)	(Z)	(Z)	76	76	97	-	-	(Z)	(Z)		
	PARCEL DELIVERY . . . . .	1	(Z)	(Z)	94	96	96	-	-	-	-		
	OTHER AND UNKNOWN . . . . .	7	3	-	100	100	-	-	-	-	-		
20998	TEA . . . . .	832	271	135	52	50	52	40	10	68	16		
	RAIL . . . . .	295	96	70	59	64	63	3	(Z)	8	3		
	MOTOR CARRIER . . . . .	479	157	63	53	50	46	36	9	51	13		
	MOTOR CARRIER, ICC . . . . .	478	156	63	53	50	46	36	9	51	13		
	MOTOR CARRIER, NON-ICC . . . . .	1	(Z)	(Z)	62	70	63	-	-	(Z)	(Z)		
	PRIVATE TRUCK . . . . .	54	16	2	57	33	52	1	(Z)	8	(Z)		
	AIR . . . . .	(Z)	(Z)	(Z)	100	100	100	-	-	-	-		
	WATER . . . . .	1	(Z)	(Z)	100	100	100	-	-	(Z)	(Z)		
	PARCEL DELIVERY . . . . .	(Z)	(Z)	(Z)	68	60	92	-	-	(Z)	(Z)		
	OTHER AND UNKNOWN . . . . .	3	1	-	96	96	-	-	-	-	-		
20999	FOOD PREPARATIONS AND BYPRODUCTS, NEC . . . . .	2 322	4 134	1 667	26	21	24	76	21	855	239		
	RAIL . . . . .	459	1 161	631	57	41	58	4	3	90	111		
	MOTOR CARRIER . . . . .	437	1 044	686	39	13	12	66	16	202	47		

TONS (THOUSANDS) AND TON-MILES (MILLIONS) BY DIVISION OF DESTINATION--CON.

EAST NORTH CENTRAL		WEST NORTH CENTRAL		SOUTH ATLANTIC		EAST SOUTH CENTRAL		WEST SOUTH CENTRAL		MOUNTAIN		PACIFIC		DESTI-NATION UNKNOWN	TCC CODE AND HOT	
TONS	TON-MILES	TONS	TON-MILES	TONS	TON-MILES	TONS	TON-MILES	TONS	TON-MILES	TONS	TON-MILES	TONS	TON-MILES	TONS		
169	57	27	10	100	52	25	9	45	23	18	11	47	17	-	20962	
160	57	27	10	100	52	25	9	44	23	18	11	31	13	-	M.C.	
9	(Z)	-	-	-	-	-	-	(Z)	(Z)	-	-	16	3	-	N-ICC	
158	14	41	10	84	24	37	8	97	18	5	3	38	2	-	P.T.	
(Z)	(Z)	-	-	-	-	-	-	-	-	-	-	-	-	-	P.D.	
-	-	-	-	-	-	-	-	-	-	-	-	11	(Z)	112	OT-UK	
186	2	140	1	606	18	159	1	737	9	-	-	561	4	26	20971	
-	-	5	1	-	-	-	-	-	-	-	-	3	(Z)	-	M.C.	
-	-	5	1	-	-	-	-	-	-	-	-	-	-	-	ICC	
-	-	-	-	-	-	-	-	-	-	-	-	3	(Z)	-	N-ICC	
186	2	135	1	606	18	159	1	690	9	-	-	559	4	-	P.T.	
-	-	-	-	-	-	-	-	47	(Z)	-	-	-	-	26	OT-UK	
236	71	104	38	102	54	37	12	47	34	22	18	138	73	-	20981	
2	1	1	(Z)	3	3	6	2	8	5	2	1	4	7	-	RAIL	
124	40	36	19	90	45	19	7	25	27	20	15	76	56	-	M.C.	
119	39	30	19	90	45	19	7	25	27	20	15	76	56	-	ICC	
5	1	6	(Z)	-	-	-	-	-	-	-	-	-	-	-	N-ICC	
110	30	67	19	9	6	12	3	15	2	(Z)	(Z)	54	1	-	P.T.	
-	-	-	-	-	-	-	-	-	-	-	-	1	(Z)	-	AIR	
(Z)	(Z)	-	-	-	-	-	-	-	-	-	-	4	9	-	WATER	
(Z)	(Z)	-	-	-	-	-	-	-	-	-	-	-	-	-	P.D.	
(Z)	(Z)	-	-	-	-	-	-	-	-	-	-	(Z)	1	-	OT-UK	
3	213	525	946	270	1 140	614	406	150	678	376	143	105	875	396	201	2099
476	175	256	29	379	258	101	31	56	45	21	19	119	165	-	RAIL	
643	161	286	119	458	284	106	64	248	253	48	38	133	182	-	M.C.	
631	159	280	113	450	280	105	64	244	250	47	38	124	180	-	ICC	
11	2	6	5	7	4	1	(Z)	4	3	(Z)	(Z)	10	2	-	N-ICC	
2 091	187	404	122	296	69	200	54	374	77	75	47	611	39	144	P.T.	
(Z)	(Z)	(Z)	(Z)	(Z)	(Z)	(Z)	(Z)	(Z)	(Z)	(Z)	(Z)	1	(Z)	-	AIR	
-	-	-	-	1	(Z)	-	-	-	-	-	-	6	10	-	WATER	
3	2	(Z)	(Z)	(Z)	(Z)	(Z)	(Z)	(Z)	(Z)	(Z)	(Z)	(Z)	(Z)	-	P.D.	
-	-	-	-	6	4	-	-	-	-	(Z)	(Z)	5	(Z)	57	OT-UK	
88	12	10	6	21	7	5	4	21	18	7	8	36	32	8	20991	
(Z)	(Z)	1	(Z)	1	1	4	3	7	9	2	3	18	15	-	RAIL	
20	8	6	5	15	3	1	1	6	6	5	6	11	17	-	M.C.	
20	8	6	5	15	3	1	1	6	6	5	5	9	16	-	ICC	
-	-	-	(Z)	(Z)	(Z)	-	-	-	(Z)	(Z)	2	2	1	-	N-ICC	
66	3	3	1	5	3	(Z)	(Z)	8	2	-	-	2	(Z)	-	P.T.	
-	-	-	-	-	-	-	-	-	-	-	-	-	-	-	AIR	
1	1	-	-	-	-	-	-	-	-	-	-	-	-	-	P.D.	
-	-	-	-	-	-	-	-	-	-	-	-	5	(Z)	8	OT-UK	
380	62	78	21	195	50	107	26	175	43	31	17	186	46	7	20992	
7	4	3	2	8	5	1	(Z)	11	5	1	(Z)	3	5	-	RAIL	
146	33	44	13	30	13	24	10	28	17	7	4	5	7	-	M.C.	
146	33	44	13	30	13	24	10	28	17	7	4	5	7	-	ICC	
-	-	-	-	-	-	-	-	-	-	-	-	(Z)	(Z)	-	N-ICC	
226	25	31	6	156	32	82	16	135	20	23	12	172	26	-	P.T.	
-	-	-	-	(Z)	(Z)	-	-	-	-	-	-	(Z)	(Z)	-	AIR	
-	-	-	-	(Z)	(Z)	-	-	-	-	-	-	6	8	-	WATER	
-	-	-	-	(Z)	(Z)	-	-	-	-	-	-	-	-	-	P.D.	
-	-	-	-	-	-	-	-	-	-	-	-	-	-	7	OT-UK	
215	36	83	19	118	30	30	7	29	23	20	21	39	18	168	20993	
62	15	55	10	21	10	1	(Z)	16	14	9	10	7	7	-	RAIL	
132	15	23	7	30	10	14	4	8	7	10	10	6	10	-	M.C.	
129	15	23	7	29	10	14	4	8	7	10	10	4	10	-	ICC	
3	(Z)	-	-	(Z)	(Z)	-	-	-	-	-	-	2	(Z)	-	N-ICC	
22	6	5	-	61	6	15	3	6	2	1	1	26	1	144	P.T.	
-	-	-	-	(Z)	(Z)	-	-	-	-	-	-	-	-	-	WATER	
-	-	-	-	6	4	-	-	-	-	(Z)	(Z)	-	-	24	OT-UK	
1	(Z)	(Z)	(Z)	-	-	-	-	-	-	1	(Z)	4	2	2	20994	
-	-	(Z)	(Z)	-	-	-	-	-	-	1	(Z)	-	-	-	M.C.	
-	-	(Z)	(Z)	-	-	-	-	-	-	1	(Z)	-	-	-	ICC	
1	(Z)	-	-	-	-	-	-	-	-	-	-	4	2	-	P.T.	
-	-	-	-	-	-	-	-	-	-	-	-	-	-	2	OT-UK	
35	10	22	22	25	8	12	7	21	16	15	4	21	27	3	20997	
-	-	-	-	-	-	-	-	-	-	-	-	11	18	-	RAIL	
23	8	16	16	20	5	11	6	21	16	2	1	8	8	-	M.C.	
22	7	11	11	20	5	11	6	21	16	2	1	6	8	-	ICC	
(Z)	(Z)	4	5	(Z)	(Z)	-	-	-	-	-	-	2	(Z)	-	N-ICC	
12	2	6	6	5	3	2	1	(Z)	(Z)	13	2	1	(Z)	(Z)	P.T.	
(Z)	(Z)	-	-	-	-	-	-	(Z)	(Z)	(Z)	(Z)	-	-	-	AIR	
-	-	-	-	-	-	-	-	-	-	-	-	-	-	-	P.D.	
-	-	-	-	-	-	-	-	-	-	-	-	-	-	3	OT-UK	
36	20	13	5	53	18	16	9	17	14	4	5	23	38	1	20998	
20	13	4	2	27	8	6	4	8	7	(Z)	(Z)	20	32	-	RAIL	
12	7	9	3	27	10	9	5	8	6	3	5	3	6	-	M.C.	
12	7	9	3	27	10	9	5	7	6	3	5	3	6	-	ICC	
4	-	-	-	(Z)	(Z)	-	-	(Z)	(Z)	-	-	-	-	-	N-ICC	
(Z)	(Z)	-	-	(Z)	(Z)	1	1	1	(Z)	(Z)	(Z)	-	-	-	P.T.	
-	-	-	-	-	-	-	-	-	-	-	-	-	-	-	AIR	
-	-	-	-	(Z)	(Z)	-	-	-	-	-	-	-	-	-	WATER	
-	-	-	-	-	-	-	-	-	-	-	-	-	-	-	P.D.	
-	-	-	-	-	-	-	-	-	-	-	-	-	-	1	OT-UK	
762	233	600	150	627	429	209	82	399	247	59	46	536	219	10	20999	
387	143	193	14	321	233	89	24	13	11	6	5	57	86	-	RAIL	
156	65	63	31	256	175	43	36	162	184	15	9	81	123	-	M.C.	



TABLE 2. SHIPMENTS BY MANUFACTURING ESTABLISHMENTS--COMMODITIES AND MEANS OF TRANSPORT BY DESTINATION: 1977--CON.

TCC CODE	COMMODITY AND MEANS OF TRANSPORT	ALL SHIPMENTS						TONS (THOUSANDS) AND TON-MILES (MILLIONS) BY DIVISION OF DESTINATION					
		VALUE (MILLION DOLLARS) (A)	TONS (THOU- SANDS) (B)	TON- MILES (MIL- LIONS) (C)	STANDARD ERROR (PERCENT) FOR COLUMNS--			NEW ENGLAND		MIDDLE ATLANTIC			
					(A)	(B)	(C)	TONS	TON- MILES	TONS	TON- MILES		
20999	FOOD PREPARATIONS AND BYPRODUCTS, NEC.												
	MOTOR CARRIER, ICC	392	1 022	676	40	13	12	66	16	201	46		
	MOTOR CARRIER, NON-ICC	45	22	10	73	70	91	-	-	1	(Z)		
	PRIVATE TRUCK	1 379	1 916	347	34	36	48	6	1	563	81		
	AIR	4	(Z)	1	74	80	81	(Z)	(Z)	-	-		
	WATER	(Z)	(Z)	(Z)	-	-	-	-	-	-	-		
	PARCEL DELIVERY	3	2	2	75	64	66	(Z)	(Z)	(Z)	(Z)		
	OTHER AND UNKNOWN	40	10	(Z)	73	73	100	-	-	-	-		
21	TOBACCO PRODUCTS	8 963	2 262	952	5	9	10	54	28	199	74		
	RAIL	3 725	706	500	12	12	19	18	9	55	25		
	MOTOR CARRIER	4 524	1 327	435	8	12	12	35	20	109	42		
	MOTOR CARRIER, ICC	4 223	1 137	415	9	15	13	35	20	109	42		
	MOTOR CARRIER, NON-ICC	301	190	20	9	27	18	-	-	(Z)	(Z)		
	PRIVATE TRUCK	646	208	13	29	27	28	(Z)	(Z)	33	6		
	AIR	(Z)	(Z)	(Z)	45	45	45	-	-	-	-		
	WATER	3	4	1	100	100	100	-	-	-	-		
	PARCEL DELIVERY	16	3	1	9	10	10	(Z)	(Z)	1	(Z)		
	OTHER AND UNKNOWN	47	14	2	34	35	73	-	-	-	-		
21111	CIGARETTES *	6 099	928	681	8	8	13	49	26	159	61		
	RAIL	3 198	489	438	14	14	20	18	9	52	23		
	MOTOR CARRIER	2 759	415	237	11	11	16	31	17	85	33		
	MOTOR CARRIER, ICC	2 739	412	237	11	11	16	31	17	85	33		
	MOTOR CARRIER, NON-ICC	20	4	(Z)	64	58	87	-	-	-	-		
	PRIVATE TRUCK	137	23	5	66	67	70	-	-	22	5		
	AIR	(Z)	(Z)	(Z)	46	46	46	-	-	-	-		
	PARCEL DELIVERY	4	1	(Z)	11	10	10	(Z)	(Z)	(Z)	(Z)		
	OTHER AND UNKNOWN	(Z)	(Z)	(Z)	71	70	70	-	-	-	-		
21211	CIGARS *	266	51	25	10	7	11	1	1	14	4		
	RAIL	6	1	1	67	56	44	-	-	(Z)	(Z)		
	MOTOR CARRIER	177	30	21	14	12	13	1	1	5	3		
	MOTOR CARRIER, ICC	175	30	21	15	12	13	1	1	5	3		
	MOTOR CARRIER, NON-ICC	2	(Z)	(Z)	66	65	62	-	-	-	-		
	PRIVATE TRUCK	79	19	2	8	4	4	-	-	8	1		
	PARCEL DELIVERY	5	1	(Z)	18	21	25	(Z)	(Z)	(Z)	(Z)		
	OTHER AND UNKNOWN	(Z)	(Z)	(Z)	71	70	70	-	-	-	-		
2131	CHEWING AND SMOKING TOBACCO AND SNUFF *	530	145	54	14	13	9	3	1	14	4		
	RAIL	47	12	9	51	51	40	(Z)	(Z)	-	-		
	MOTOR CARRIER	365	101	42	7	7	10	3	1	13	4		
	MOTOR CARRIER, ICC	365	101	42	7	7	10	3	1	13	4		
	PRIVATE TRUCK	96	27	1	70	66	18	-	-	(Z)	(Z)		
	PARCEL DELIVERY	7	2	1	15	14	16	(Z)	(Z)	1	(Z)		
	OTHER AND UNKNOWN	15	3	1	31	29	59	-	-	-	-		
21311	CHEWING TOBACCO	171	47	20	7	7	12	(Z)	(Z)	7	2		
	RAIL	4	1	1	37	36	34	-	-	-	-		
	MOTOR CARRIER	160	44	18	8	7	12	(Z)	(Z)	6	2		
	MOTOR CARRIER, ICC	160	44	18	8	7	12	(Z)	(Z)	6	2		
	PRIVATE TRUCK	2	1	(Z)	57	63	52	-	-	-	-		
	PARCEL DELIVERY	2	(Z)	(Z)	36	32	39	(Z)	(Z)	(Z)	(Z)		
	OTHER AND UNKNOWN	2	(Z)	(Z)	51	51	59	-	-	-	-		
21312	SMOKING TOBACCO	274	73	26	28	27	17	2	1	5	1		
	RAIL	43	11	8	57	58	47	(Z)	(Z)	-	-		
	MOTOR CARRIER	129	37	17	12	14	17	2	1	4	1		
	MOTOR CARRIER, ICC	129	37	17	12	14	17	2	1	4	1		
	PRIVATE TRUCK	89	23	(Z)	75	77	50	-	-	(Z)	(Z)		
	PARCEL DELIVERY	4	1	(Z)	13	15	14	(Z)	(Z)	(Z)	(Z)		
	OTHER AND UNKNOWN	9	2	(Z)	26	24	60	-	-	-	-		
21313	SNUFF	86	24	9	9	9	13	(Z)	(Z)	3	1		
	MOTOR CARRIER	75	20	7	10	10	15	(Z)	(Z)	3	1		
	MOTOR CARRIER, ICC	75	20	7	10	10	15	(Z)	(Z)	3	1		
	PRIVATE TRUCK	5	3	1	12	7	7	-	-	-	-		
	PARCEL DELIVERY	2	(Z)	(Z)	33	31	37	(Z)	(Z)	(Z)	(Z)		
	OTHER AND UNKNOWN	4	1	1	45	45	63	-	-	-	-		
2141	STEMMED AND REDRIED TOBACCO *	2 063	1 147	191	17	17	25	1	(Z)	12	3		
	RAIL	467	203	50	30	25	28	-	-	-	-		
	MOTOR CARRIER	1 231	788	135	21	21	32	1	(Z)	7	1		
	MOTOR CARRIER, ICC	949	600	115	29	28	38	1	(Z)	7	1		
	MOTOR CARRIER, NON-ICC	282	188	20	8	28	18	-	-	(Z)	(Z)		
	PRIVATE TRUCK	330	140	5	30	28	25	(Z)	(Z)	2	(Z)		
	AIR	(Z)	(Z)	(Z)	64	64	64	-	-	-	-		
	WATER	4	4	1	100	100	100	-	-	-	-		
	PARCEL DELIVERY	(Z)	(Z)	(Z)	81	54	41	-	-	(Z)	(Z)		
	OTHER AND UNKNOWN	32	11	(Z)	40	40	100	-	-	-	-		
21411	TOBACCO, STEMMED AND REDRIED	1 917	937	126	19	18	18	1	(Z)	9	3		
	RAIL	452	182	43	32	27	27	-	-	2	1		
	MOTOR CARRIER	1 101	604	77	25	21	22	1	(Z)	5	1		
	MOTOR CARRIER, ICC	833	424	58	33	30	30	1	(Z)	5	1		
	MOTOR CARRIER, NON-ICC	268	180	19	7	29	19	-	-	(Z)	(Z)		
	PRIVATE TRUCK	328	136	4	30	28	20	(Z)	(Z)	2	(Z)		
	AIR	(Z)	(Z)	(Z)	64	64	64	-	-	-	-		
	WATER	4	4	1	100	100	100	-	-	-	-		
	PARCEL DELIVERY	(Z)	(Z)	(Z)	81	54	41	-	-	(Z)	(Z)		
	OTHER AND UNKNOWN	32	11	(Z)	40	40	100	-	-	-	-		
21419	TOBACCO BYPRODUCTS, LEAF	147	210	64	35	35	52	-	-	3	1		
	RAIL	15	21	6	51	35	42	-	-	1	1		
	MOTOR CARRIER	130	185	58	38	38	57	-	-	2	(Z)		
	MOTOR CARRIER, ICC	116	177	56	43	40	58	-	-	2	(Z)		
	MOTOR CARRIER, NON-ICC	14	8	1	83	35	31	-	-	(Z)	(Z)		
	PRIVATE TRUCK	2	4	1	67	72	71	-	-	(Z)	(Z)		



TABLE 2. SHIPMENTS BY MANUFACTURING ESTABLISHMENTS--COMMODITIES AND MEANS OF TRANSPORT BY DESTINATION: 1977--CON.

TCC CODE	COMMODITY AND MEANS OF TRANSPORT	ALL SHIPMENTS						TONS (THOUSANDS) AND TON-MILES (MILLIONS) BY DIVISION OF DESTINATION			
		VALUE (MILLION DOLLARS) (A)	TONS (THOU- SANDS) (B)	TON- MILES (MIL- LIONS) (C)	STANDARD ERROR (PERCENT) FOR COLUMNS--			NEW ENGLAND		MIDDLE ATLANTIC	
					(A)	(B)	(C)	TONS	TON- MILES	TONS	TON- MILES
22	TEXTILE MILL PRODUCTS.	35 284	13 709	5 036	4	15	6	725	355	2 687	924
	RAIL	1 530	800	543	14	9	8	34	32	79	50
	MOTOR CARRIER	16 435	6 217	3 052	4	7	7	441	208	1 626	660
	MOTOR CARRIER, ICC	16 004	6 030	2 971	4	7	7	440	207	1 580	653
	MOTOR CARRIER, NON-ICC	431	187	81	35	26	24	1	1	46	8
	PRIVATE TRUCK	15 551	6 249	1 314	7	26	8	246	115	938	194
	AIR	141	22	25	16	14	22	1	(Z)	4	3
	WATER	103	26	16	13	20	25	-	-	6	3
	PARCEL DELIVERY	358	39	25	14	13	16	2	(Z)	9	3
	OTHER AND UNKNOWN	1 166	357	61	8	11	39	(Z)	(Z)	25	12
2211	COTTON BROADWOVEN FABRICS *	5 585	2 002	799	7	7	6	105	76	322	156
	RAIL	286	104	56	47	39	28	7	7	8	4
	MOTOR CARRIER	2 596	992	495	9	8	8	78	54	239	117
	MOTOR CARRIER, ICC	2 575	983	492	9	8	8	78	54	237	117
	MOTOR CARRIER, NON-ICC	21	10	3	20	19	42	-	-	2	(Z)
	PRIVATE TRUCK	2 433	824	241	9	11	8	19	15	74	34
	AIR	2	1	1	39	40	44	(Z)	(Z)	(Z)	(Z)
	WATER	10	2	(Z)	95	94	93	-	-	-	-
	PARCEL DELIVERY	9	1	1	28	21	20	(Z)	(Z)	(Z)	(Z)
	OTHER AND UNKNOWN	249	77	5	18	16	39	-	-	(Z)	(Z)
22111	COTTON DUCK AND ALLIED FABRICS	707	253	109	13	17	22	13	11	23	15
	RAIL	57	17	21	45	43	54	-	-	-	-
	MOTOR CARRIER	280	86	52	20	23	26	4	4	12	8
	MOTOR CARRIER, ICC	279	86	52	20	23	26	4	4	12	8
	MOTOR CARRIER, NON-ICC	1	(Z)	(Z)	45	45	45	-	-	-	-
	PRIVATE TRUCK	247	103	37	24	35	36	9	7	10	7
	AIR	(Z)	(Z)	(Z)	65	77	79	-	-	-	-
	PARCEL DELIVERY	3	(Z)	(Z)	84	69	72	(Z)	(Z)	(Z)	(Z)
	OTHER AND UNKNOWN	120	47	(Z)	19	15	3	-	-	(Z)	(Z)
22112	COTTON SHEETINGS, UNFINISHED (GRAY GOODS)	2 326	748	211	14	14	14	50	44	63	42
	RAIL	195	62	22	64	59	31	6	6	4	2
	MOTOR CARRIER	1 002	320	140	16	16	18	38	33	54	36
	MOTOR CARRIER, ICC	984	313	139	17	16	18	38	33	54	36
	MOTOR CARRIER, NON-ICC	16	7	1	20	21	19	-	-	-	-
	PRIVATE TRUCK	1 102	358	50	20	21	25	6	5	6	4
	AIR	(Z)	(Z)	(Z)	100	100	100	-	-	-	-
	PARCEL DELIVERY	21	(Z)	(Z)	56	67	65	(Z)	(Z)	(Z)	(Z)
	OTHER AND UNKNOWN	7	8	-	75	75	-	-	-	-	-
22119	COTTON BROADWOVEN FABRICS, NEC, FINISHED	2 527	995	474	7	8	8	41	21	234	97
	RAIL	33	25	13	51	35	34	1	1	4	2
	MOTOR CARRIER	1 296	582	299	10	10	10	35	17	171	72
	MOTOR CARRIER, ICC	1 292	579	298	10	11	11	35	17	169	72
	MOTOR CARRIER, NON-ICC	4	3	1	74	66	75	-	-	2	(Z)
	PRIVATE TRUCK	1 079	362	155	8	8	8	5	3	58	23
	AIR	2	1	1	42	42	45	(Z)	(Z)	(Z)	(Z)
	WATER	10	2	(Z)	95	94	93	-	-	-	-
	PARCEL DELIVERY	5	1	1	38	28	25	(Z)	(Z)	(Z)	(Z)
	OTHER AND UNKNOWN	102	22	5	29	29	42	-	-	-	-
222	HANMADE FIBER AND SILK BROADWOVEN FABRICS	6 511	1 934	565	14	14	10	107	41	262	92
	RAIL	38	14	11	30	28	39	2	2	1	(Z)
	MOTOR CARRIER	1 993	606	300	21	14	10	50	22	176	61
	MOTOR CARRIER, ICC	1 981	600	297	21	14	10	50	22	176	61
	MOTOR CARRIER, NON-ICC	11	5	3	80	91	92	(Z)	(Z)	(Z)	(Z)
	PRIVATE TRUCK	4 097	1 247	221	20	21	18	54	17	83	30
	AIR	21	5	6	27	30	44	1	(Z)	(Z)	(Z)
	WATER	10	1	(Z)	26	25	25	-	-	1	(Z)
	PARCEL DELIVERY	21	2	1	55	50	38	(Z)	(Z)	(Z)	(Z)
	OTHER AND UNKNOWN	332	58	25	16	16	31	-	-	(Z)	(Z)
2221	HANMADE FIBER BROADWOVEN FABRICS	6 447	1 908	561	14	14	10	95	40	259	92
	RAIL	37	14	11	30	28	39	2	2	1	(Z)
	MOTOR CARRIER	1 972	597	296	21	14	10	47	22	173	61
	MOTOR CARRIER, ICC	1 961	591	293	21	14	10	47	22	173	61
	MOTOR CARRIER, NON-ICC	11	5	3	80	91	92	(Z)	(Z)	(Z)	(Z)
	PRIVATE TRUCK	4 060	1 231	222	20	21	18	45	17	83	31
	AIR	19	5	5	27	30	44	1	(Z)	(Z)	(Z)
	WATER	10	1	(Z)	26	25	25	-	-	1	(Z)
	PARCEL DELIVERY	20	2	2	55	50	38	(Z)	(Z)	(Z)	(Z)
	OTHER AND UNKNOWN	328	57	25	16	16	31	-	-	(Z)	(Z)
22211	HANMADE FIBER BROADWOVEN FABRICS, EXC. BLANKETS	6 406	1 888	551	14	14	11	95	40	258	92
	RAIL	29	11	9	36	32	37	2	2	(Z)	(Z)
	MOTOR CARRIER	1 948	589	291	21	14	11	47	22	172	60
	MOTOR CARRIER, ICC	1 936	584	288	22	14	10	47	22	172	60
	MOTOR CARRIER, NON-ICC	11	5	3	80	91	92	(Z)	(Z)	(Z)	(Z)
	PRIVATE TRUCK	4 053	1 221	220	20	21	18	45	17	83	31
	AIR	19	5	5	28	30	44	1	(Z)	(Z)	(Z)
	WATER	10	1	(Z)	26	25	25	-	-	1	(Z)
	PARCEL DELIVERY	19	2	1	57	53	40	(Z)	(Z)	(Z)	(Z)
	OTHER AND UNKNOWN	328	57	25	16	16	31	-	-	(Z)	(Z)
22213	HANMADE FIBER BLANKETS	40	20	10	18	19	18	(Z)	(Z)	1	1
	RAIL	9	3	2	64	63	63	-	-	(Z)	(Z)
	MOTOR CARRIER	25	7	6	21	18	20	(Z)	(Z)	1	1
	MOTOR CARRIER, ICC	25	7	6	21	18	20	(Z)	(Z)	1	1
	PRIVATE TRUCK	7	10	2	49	77	50	(Z)	(Z)	-	-
	AIR	(Z)	(Z)	(Z)	100	100	100	-	-	(Z)	(Z)
	PARCEL DELIVERY	(Z)	(Z)	(Z)	27	31	30	(Z)	(Z)	(Z)	(Z)
2231	WOOL BROADWOVEN FABRICS *	523	150	48	16	68	60	25	2	92	19
	RAIL	6	1	2	56	79	69	(Z)	(Z)	(Z)	1
	MOTOR CARRIER	262	107	37	24	79	71	7	1	83	15



TONS (THOUSANDS) AND TON-MILES (MILLIONS) BY DIVISION OF DESTINATION--CON.

EAST NORTH CENTRAL		WEST NORTH CENTRAL		SOUTH ATLANTIC		EAST SOUTH CENTRAL		WEST SOUTH CENTRAL		MOUNTAIN		PACIFIC		DESTINATION UNKNOWN	TCC CODE AND MOT
TONS	TON-MILES	TONS	TON-MILES	TONS	TON-MILES	TONS	TON-MILES	TONS	TON-MILES	TONS	TON-MILES	TONS	TON-MILES	TONS	
1 234	583	463	329	5 755	946	895	293	615	509	157	164	829	933	349	22
159	79	78	55	191	57	81	36	105	95	5	6	67	134	-	RAIL
862	411	307	225	1 712	445	426	161	335	268	93	106	380	566	35	M.C.
856	410	279	205	1 639	433	423	160	331	266	80	94	367	543	35	ICC
6	2	28	20	73	12	3	3	4	3	13	12	13	23	-	N-ICC
196	83	73	46	3 811	430	353	91	167	138	57	48	353	169	55	P.T.
5	3	1	1	3	2	1	(Z)	2	3	(Z)	1	5	12	-	AIR
-	-	-	-	14	4	5	-	3	3	-	-	4	10	-	WATER
5	3	2	2	7	4	4	4	3	3	1	1	4	4	(Z)	P.D.
7	3	1	1	18	3	30	(Z)	1	(Z)	1	2	17	39	258	OT-UK
105	57	48	35	928	156	265	71	130	144	13	21	39	84	47	2211
16	8	3	3	50	9	3	1	16	22	(Z)	(Z)	1	2	-	RAIL
64	36	33	25	360	80	112	36	65	71	8	14	29	63	6	M.C.
64	36	33	25	352	78	112	36	65	70	8	14	28	62	6	ICC
-	-	-	-	7	1	(Z)	(Z)	(Z)	(Z)	-	-	1	1	-	N-ICC
26	13	12	8	516	67	116	34	49	51	5	7	7	14	-	P.T.
(Z)	(Z)	(Z)	(Z)	(Z)	(Z)	-	-	(Z)	(Z)	(Z)	(Z)	(Z)	1	-	AIR
(Z)	(Z)	(Z)	(Z)	2	(Z)	-	-	-	-	-	-	-	-	-	WATER
(Z)	(Z)	(Z)	(Z)	(Z)	(Z)	(Z)	(Z)	(Z)	(Z)	(Z)	(Z)	(Z)	(Z)	-	P.D.
(Z)	(Z)	(Z)	(Z)	(Z)	(Z)	(Z)	(Z)	(Z)	(Z)	(Z)	(Z)	(Z)	(Z)	41	OT-UK
25	13	7	6	86	11	53	6	24	31	5	7	4	8	13	22111
-	-	1	1	3	(Z)	1	(Z)	12	19	-	-	-	-	-	RAIL
12	7	4	4	29	7	12	4	8	9	1	2	4	8	-	M.C.
12	7	4	4	29	7	12	4	8	9	1	2	4	8	-	ICC
-	-	-	-	(Z)	(Z)	(Z)	(Z)	-	-	-	-	-	-	-	N-ICC
13	7	2	1	54	4	6	2	3	4	4	5	(Z)	1	-	P.T.
(Z)	(Z)	(Z)	(Z)	(Z)	(Z)	-	-	(Z)	(Z)	-	-	-	-	-	AIR
(Z)	(Z)	-	-	(Z)	(Z)	(Z)	(Z)	(Z)	(Z)	(Z)	(Z)	-	-	-	WATER
(Z)	(Z)	-	-	(Z)	(Z)	(Z)	(Z)	(Z)	(Z)	(Z)	(Z)	-	-	-	P.D.
(Z)	(Z)	-	-	(Z)	(Z)	(Z)	(Z)	(Z)	(Z)	(Z)	(Z)	-	-	13	OT-UK
30	17	17	11	500	65	64	12	11	10	(Z)	(Z)	5	9	8	22112
5	3	1	1	42	7	-	-	3	2	-	-	(Z)	(Z)	-	RAIL
23	13	15	10	148	28	35	8	3	2	(Z)	(Z)	4	9	-	M.C.
23	13	15	10	141	27	35	8	3	2	(Z)	(Z)	4	9	-	ICC
-	-	-	-	7	1	-	-	-	-	-	-	-	-	-	N-ICC
2	1	1	(Z)	310	29	29	4	5	6	-	-	(Z)	(Z)	-	P.T.
(Z)	(Z)	(Z)	(Z)	(Z)	(Z)	-	-	-	-	-	-	-	-	-	AIR
(Z)	(Z)	(Z)	(Z)	(Z)	(Z)	(Z)	(Z)	(Z)	(Z)	(Z)	(Z)	-	-	-	WATER
(Z)	(Z)	(Z)	(Z)	(Z)	(Z)	(Z)	(Z)	(Z)	(Z)	(Z)	(Z)	-	-	-	P.D.
(Z)	(Z)	(Z)	(Z)	(Z)	(Z)	(Z)	(Z)	(Z)	(Z)	(Z)	(Z)	-	-	8	OT-UK
49	26	24	18	341	80	148	52	96	102	7	13	30	66	26	22119
10	5	(Z)	(Z)	6	2	2	(Z)	1	1	(Z)	(Z)	1	2	-	RAIL
28	15	14	11	182	44	65	24	54	59	6	11	20	46	6	M.C.
28	15	14	11	182	44	65	24	54	59	6	11	20	45	6	ICC
-	-	-	-	-	-	-	-	(Z)	(Z)	-	-	1	1	-	N-ICC
11	5	9	7	151	33	81	28	41	41	1	2	6	13	-	P.T.
(Z)	(Z)	-	-	(Z)	(Z)	-	-	(Z)	(Z)	(Z)	(Z)	(Z)	1	-	AIR
(Z)	(Z)	(Z)	(Z)	2	(Z)	-	-	-	-	-	-	-	-	-	WATER
(Z)	(Z)	(Z)	(Z)	(Z)	(Z)	(Z)	(Z)	(Z)	(Z)	(Z)	(Z)	(Z)	(Z)	-	P.D.
(Z)	(Z)	(Z)	(Z)	(Z)	(Z)	(Z)	(Z)	(Z)	(Z)	(Z)	(Z)	(Z)	(Z)	20	OT-UK
91	54	14	12	1 180	164	66	31	57	45	16	12	56	114	85	222
4	2	-	-	2	1	1	(Z)	2	1	(Z)	(Z)	2	4	-	RAIL
61	38	10	9	204	67	30	19	37	28	6	10	23	46	8	M.C.
61	38	9	8	202	66	30	19	35	28	6	10	22	45	8	ICC
(Z)	(Z)	1	1	2	1	-	-	1	(Z)	-	-	(Z)	(Z)	-	N-ICC
24	13	3	2	970	95	34	11	16	13	9	1	21	37	33	P.T.
2	1	(Z)	(Z)	(Z)	(Z)	(Z)	(Z)	2	2	(Z)	(Z)	1	2	-	AIR
(Z)	(Z)	(Z)	(Z)	-	-	-	-	-	-	-	-	-	-	-	WATER
(Z)	(Z)	(Z)	(Z)	1	(Z)	(Z)	(Z)	(Z)	(Z)	(Z)	(Z)	(Z)	(Z)	-	P.D.
(Z)	(Z)	(Z)	(Z)	4	(Z)	-	-	-	-	(Z)	(Z)	9	24	44	OT-UK
92	54	14	12	1 178	163	65	29	57	45	8	12	55	114	85	2221
4	2	-	-	2	1	1	(Z)	3	1	(Z)	(Z)	2	4	-	RAIL
61	37	10	9	203	66	30	18	37	29	6	10	22	45	8	M.C.
61	37	9	8	201	65	30	18	36	28	6	10	22	45	8	ICC
(Z)	(Z)	1	1	2	1	-	-	1	(Z)	-	-	(Z)	(Z)	-	N-ICC
26	14	3	2	968	95	34	11	16	13	2	1	20	38	33	P.T.
2	1	(Z)	(Z)	(Z)	(Z)	(Z)	(Z)	1	2	(Z)	(Z)	1	2	-	AIR
(Z)	(Z)	(Z)	(Z)	1	(Z)	(Z)	(Z)	(Z)	(Z)	(Z)	(Z)	(Z)	(Z)	-	WATER
(Z)	(Z)	(Z)	(Z)	4	(Z)	-	-	-	-	(Z)	(Z)	9	24	44	OT-UK
80	51	13	11	1 177	162	65	29	55	43	7	11	53	111	85	22211
3	2	-	-	2	1	1	(Z)	3	1	-	-	1	3	-	RAIL
59	36	10	8	202	66	30	18	35	27	5	9	21	44	8	M.C.
59	36	9	8	200	65	30	18	34	27	5	9	21	44	8	ICC
(Z)	(Z)	1	1	2	1	-	-	1	(Z)	-	-	(Z)	(Z)	-	N-ICC
16	12	3	2	968	95	34	11	16	13	2	1	20	38	33	P.T.
2	1	(Z)	(Z)	(Z)	(Z)	(Z)	(Z)	1	2	(Z)	(Z)	1	2	-	AIR
(Z)	(Z)	(Z)	(Z)	-	-	-	-	-	-	-	-	-	-	-	WATER
(Z)	(Z)	(Z)	(Z)	1	(Z)	(Z)	(Z)	(Z)	(Z)	(Z)	(Z)	(Z)	(Z)	-	P.D.
(Z)	(Z)	(Z)	(Z)	4	(Z)	-	-	-	-	(Z)	(Z)	9	24	44	OT-UK
12	3	1	1	1	(Z)	(Z)	(Z)	2	1	(Z)	1	1	3	-	22213
2	1	-	-	-	(Z)	(Z)	(Z)	2	1	(Z)	1	1	1	-	RAIL
2	1	(Z)	(Z)	1	(Z)	(Z)	(Z)	2	1	(Z)	1	1	1	-	M.C.
2	1	(Z)	(Z)	1	(Z)	(Z)	(Z)	2	1	(Z)	1	1	1	-	ICC
9	1	(Z)	(Z)	(Z)	(Z)	(Z)	(Z)	-	-	-	-	(Z)	(Z)	-	P.T.
(Z)	(Z)	(Z)	(Z)	-	-	-	-	-	-	-	-	-	-	-	AIR
(Z)	(Z)	(Z)	(Z)	-	-	-	-	-	-	-	-	-	-	-	WATER
(Z)	(Z)	(Z)	(Z)	1	(Z)	(Z)	(Z)	(Z)	(Z)	(Z)	(Z)	(Z)	(Z)	-	P.D.
(Z)	(Z)	(Z)	(Z)	4	(Z)	-	-	-	-	(Z)	(Z)	9	24	44	OT-UK
12	3	1	1	1	(Z)	(Z)	(Z)	2	1	(Z)	1	1	3	-	22213
2	1	-	-	-	(Z)	(Z)	(Z)	2	1	(Z)	1	1	1	-	RAIL
2	1	(Z)	(Z)	1	(Z)	(Z)	(Z)	2	1	(Z)	1	1	1	-	M.C.
2	1	(Z)	(Z)	1	(Z)	(Z)	(Z)	2	1	(Z)	1	1	1	-	ICC
9	1	(Z)	(Z)	(Z)	(Z)	(Z)	(Z)	-	-	-	-	(Z)	(Z)	-	P.T.
(Z)	(Z)	(Z)	(Z)	-	-	-	-	-	-	-	-	-	-	-	AIR
(Z)	(Z)	(Z)	(Z)	-	-	-	-	-	-	-	-	-	-	-	WATER
(Z)	(Z)	(Z)	(Z)	1	(Z)	(Z)	(Z)	(Z)	(Z)	(Z)	(Z)	(Z)	(Z)	-	P.D.
(Z)	(Z)	(Z)	(Z)	4	(Z)	-	-	-	-	(Z)	(Z)	9	24	44	OT-UK
2	1	4	5	15	4	1									

TABLE 2. SHIPMENTS BY MANUFACTURING ESTABLISHMENTS--COMMODITIES AND MEANS OF TRANSPORT BY DESTINATION: 1977--CON.

TCC CODE	COMMODITY AND MEANS OF TRANSPORT	ALL SHIPMENTS						TONS (THOUSANDS) AND TON-MILES (MILLIONS) BY DIVISION OF DESTINATION						
		VALUE (MILLION DOLLARS) (A)	TONS (THOU- SANDS) (B)	TON- MILES (MIL- LIONS) (C)	STANDARD ERROR (PERCENT) FOR COLUMNS--			NEW ENGLAND		MIDDLE ATLANTIC				
					(A)	(B)	(C)	TONS	TON- MILES	TONS	TON- MILES			
2231	WOOL BROADWOVEN FABRICS *													
	MOTOR CARRIER, ICC	261	107	37	24	79	71	7	1	83	15			
	MOTOR CARRIER, NON-ICC	(Z)	(Z)	(Z)	100	100	100	-	-	(Z)	(Z)			
	PRIVATE TRUCK	240	40	7	6	37	12	18	1	8	3			
	AIR	5	1	2	92	95	97	-	-	(Z)	(Z)			
	WATER	(Z)	(Z)	(Z)	-	-	-	-	-	-	-			
	PARCEL DELIVERY	1	(Z)	(Z)	60	53	39	(Z)	(Z)	(Z)	(Z)			
	OTHER AND UNKNOWN	8	1	(Z)	16	14	42	-	-	(Z)	(Z)			
22311	WOOL BROADWOVEN FABRICS, EXC. BLANKETS	514	148	47	16	69	62	25	2	91	19			
	RAIL	4	1	1	40	51	46	(Z)	(Z)	(Z)	(Z)			
	MOTOR CARRIER	261	107	37	24	79	71	7	1	83	15			
	MOTOR CARRIER, ICC	261	106	37	24	79	71	7	1	83	15			
	MOTOR CARRIER, NON-ICC	(Z)	(Z)	(Z)	100	100	100	-	-	(Z)	(Z)			
	PRIVATE TRUCK	237	40	7	6	37	12	18	1	8	3			
	AIR	5	1	2	92	95	97	-	-	(Z)	(Z)			
	WATER	(Z)	(Z)	(Z)	-	-	-	-	-	-	-			
	PARCEL DELIVERY	1	(Z)	(Z)	63	50	42	(Z)	(Z)	(Z)	(Z)			
	OTHER AND UNKNOWN	7	1	(Z)	19	18	42	-	-	(Z)	(Z)			
22411	NARROW FABRICS *	803	167	68	15	95	56	6	2	77	10			
	RAIL	1	(Z)	(Z)	69	73	71	-	-	-	-			
	MOTOR CARRIER	479	81	44	21	17	19	5	2	19	6			
	MOTOR CARRIER, ICC	463	79	44	21	17	19	5	2	19	6			
	MOTOR CARRIER, NON-ICC	15	1	(Z)	68	54	59	-	-	(Z)	(Z)			
	PRIVATE TRUCK	167	72	12	30	99	91	(Z)	(Z)	54	2			
	AIR	19	1	1	46	45	47	-	-	1	1			
	WATER	12	2	(Z)	16	21	21	-	-	2	(Z)			
	PARCEL DELIVERY	116	10	7	32	35	33	1	(Z)	3	1			
	OTHER AND UNKNOWN	9	2	2	56	53	65	-	-	(Z)	(Z)			
22511	KNIT FABRICS *	4 896	1 791	586	9	9	13	75	31	788	137			
	RAIL	227	69	55	25	22	26	3	4	17	14			
	MOTOR CARRIER	2 403	806	387	14	13	16	45	20	325	95			
	MOTOR CARRIER, ICC	2 297	746	376	14	12	17	45	20	294	89			
	MOTOR CARRIER, NON-ICC	106	60	11	75	61	79	(Z)	(Z)	31	6			
	PRIVATE TRUCK	2 087	886	131	17	15	20	26	7	440	27			
	AIR	17	3	3	39	34	31	-	-	1	(Z)			
	WATER	15	3	1	64	57	58	-	-	1	(Z)			
	PARCEL DELIVERY	18	4	2	44	46	58	(Z)	(Z)	1	(Z)			
	OTHER AND UNKNOWN	129	20	6	26	25	51	-	-	3	(Z)			
227	FLOOR COVERINGS	4 953	2 410	1 102	10	11	11	63	53	273	166			
	RAIL	342	179	129	22	21	17	4	2	28	19			
	MOTOR CARRIER	2 312	1 053	646	12	14	13	25	20	169	105			
	MOTOR CARRIER, ICC	2 216	1 012	605	11	14	13	25	20	169	105			
	MOTOR CARRIER, NON-ICC	96	41	41	64	61	44	(Z)	(Z)	(Z)	(Z)			
	PRIVATE TRUCK	2 199	1 139	307	13	16	23	34	31	71	39			
	AIR	6	2	2	27	30	43	(Z)	(Z)	1	(Z)			
	WATER	26	10	5	99	99	85	-	-	-	-			
	PARCEL DELIVERY	20	5	4	18	20	24	(Z)	(Z)	2	1			
	OTHER AND UNKNOWN	49	22	8	31	31	49	-	-	3	(Z)			
22711	WOVEN CARPETS AND RUGS *	158	50	26	20	23	21	1	1	3	2			
	RAIL	5	1	1	100	100	100	-	-	-	-			
	MOTOR CARRIER	75	25	22	30	36	29	1	1	2	2			
	MOTOR CARRIER, ICC	75	25	22	30	37	29	1	1	2	2			
	MOTOR CARRIER, NON-ICC	(Z)	(Z)	(Z)	63	67	65	-	-	-	-			
	PRIVATE TRUCK	77	22	3	38	30	37	(Z)	(Z)	(Z)	(Z)			
	AIR	(Z)	(Z)	(Z)	100	100	100	-	-	-	-			
	WATER	1	(Z)	(Z)	62	53	51	-	-	(Z)	(Z)			
	PARCEL DELIVERY	1	(Z)	(Z)	58	58	55	-	-	-	-			
	OTHER AND UNKNOWN	(Z)	(Z)	(Z)	58	58	55	-	-	-	-			
22721	TUFTED CARPETS AND RUGS *	4 533	2 206	1 031	10	12	12	60	50	259	160			
	RAIL	323	168	120	24	23	19	3	1	25	17			
	MOTOR CARRIER	2 137	978	602	12	15	14	23	18	162	102			
	MOTOR CARRIER, ICC	2 040	937	560	11	14	14	23	18	162	102			
	MOTOR CARRIER, NON-ICC	96	41	42	64	61	44	(Z)	(Z)	(Z)	(Z)			
	PRIVATE TRUCK	2 010	1 035	294	13	17	23	34	31	68	37			
	AIR	5	2	1	29	33	46	(Z)	(Z)	(Z)	(Z)			
	WATER	26	10	5	100	100	100	-	-	-	-			
	PARCEL DELIVERY	12	3	2	24	26	30	(Z)	(Z)	1	1			
	OTHER AND UNKNOWN	21	10	7	45	48	48	-	-	3	2			
22799	CARPETS, RUGS, AND MATS, NEC *	261	154	49	45	17	24	2	2	11	4			
	RAIL	16	10	9	41	35	32	1	1	3	2			
	MOTOR CARRIER	107	54	28	23	20	30	2	1	7	2			
	MOTOR CARRIER, ICC	107	54	28	23	20	30	2	1	7	2			
	PRIVATE TRUCK	101	75	8	26	38	26	-	-	2	(Z)			
	AIR	1	(Z)	(Z)	99	99	96	-	-	-	-			
	WATER	1	(Z)	1	100	100	100	-	-	-	-			
	PARCEL DELIVERY	6	2	1	18	18	33	(Z)	(Z)	(Z)	1			
	OTHER AND UNKNOWN	29	13	1	25	22	94	-	-	(Z)	(Z)			
228	THREAD AND YARN	7 638	3 029	909	5	9	10	108	62	482	226			
	RAIL	83	41	39	35	29	37	2	3	3	2			
	MOTOR CARRIER	3 507	1 245	538	8	9	13	75	46	345	166			
	MOTOR CARRIER, ICC	3 349	1 199	525	7	9	14	75	46	328	165			
	MOTOR CARRIER, NON-ICC	158	45	13	40	33	45	-	-	18	2			
	PRIVATE TRUCK	3 753	1 668	308	10	12	15	29	13	117	47			
	AIR	9	1	1	32	38	46	(Z)	(Z)	(Z)	(Z)			
	WATER	16	2	1	93	92	92	-	-	-	-			
	PARCEL DELIVERY	80	7	5	34	22	20	1	(Z)	1	(Z)			
	OTHER AND UNKNOWN	189	65	18	30	36	97	(Z)	(Z)	15	10			
2281	YARN	7 091	2 870	875	5	8	10	107	64	480	224			
	RAIL	70	37	34	38	30	40	2	3	2	1			
	MOTOR CARRIER	3 255	1 227	525	9	10	14	83	52	352	166			

TONS (THOUSANDS) AND TON-MILES (MILLIONS) BY DIVISION OF DESTINATION--CON.

EAST NORTH CENTRAL		WEST NORTH CENTRAL		SOUTH ATLANTIC		EAST SOUTH CENTRAL		WEST SOUTH CENTRAL		MOUNTAIN		PACIFIC		DESTINATION UNKNOWN	TCC CODE AND HOT
TONS	TON-MILES	TONS	TON-MILES	TONS	TON-MILES	TONS	TON-MILES	TONS	TON-MILES	TONS	TON-MILES	TONS	TON-MILES	TONS	
1	1	3	4	3	2	1	1	2	2	(Z)	(Z)	7	12	-	2231
-	-	-	-	-	-	-	-	-	-	-	-	-	-	-	ICC
1	(Z)	(Z)	(Z)	12	1	-	-	(Z)	(Z)	-	-	1	(Z)	-	N-ICC
(Z)	(Z)	(Z)	(Z)	(Z)	(Z)	(Z)	(Z)	(Z)	(Z)	(Z)	(Z)	1	2	-	P.T.
(Z)	(Z)	(Z)	(Z)	(Z)	(Z)	(Z)	(Z)	(Z)	(Z)	(Z)	(Z)	(Z)	(Z)	-	AIR
-	-	-	-	(Z)	(Z)	-	-	-	-	-	-	(Z)	(Z)	-	WATER
-	-	-	-	(Z)	(Z)	-	-	-	-	-	-	(Z)	(Z)	-	P.O.
-	-	-	-	-	-	-	-	-	-	-	-	-	-	1	OT-UK
2	1	4	5	15	3	1	1	2	2	(Z)	(Z)	8	15	1	22311
(Z)	(Z)	-	-	-	-	-	-	-	-	(Z)	(Z)	(Z)	1	-	RAIL
1	1	3	4	3	2	1	1	2	2	(Z)	(Z)	7	12	-	M.C.
1	1	3	4	3	2	1	1	2	2	(Z)	(Z)	7	12	-	ICC
-	-	-	-	-	-	-	-	-	-	-	-	-	-	-	N-ICC
1	(Z)	(Z)	(Z)	12	1	-	-	(Z)	(Z)	-	-	1	(Z)	-	P.T.
(Z)	(Z)	(Z)	(Z)	(Z)	(Z)	(Z)	(Z)	(Z)	(Z)	(Z)	(Z)	1	2	-	AIR
(Z)	(Z)	(Z)	(Z)	(Z)	(Z)	(Z)	(Z)	(Z)	(Z)	(Z)	(Z)	(Z)	(Z)	-	P.D.
-	-	-	-	(Z)	(Z)	-	-	-	-	-	-	-	-	1	OT-UK
19	10	3	2	24	8	15	7	12	12	3	4	7	12	(Z)	22411
-	-	-	-	(Z)	(Z)	-	-	(Z)	(Z)	-	-	-	-	-	RAIL
18	9	3	2	16	6	12	5	3	3	2	3	4	8	-	M.C.
18	9	3	2	15	6	12	5	3	3	2	3	4	8	-	ICC
-	-	-	-	1	(Z)	(Z)	(Z)	-	-	-	-	-	-	-	N-ICC
(Z)	(Z)	(Z)	(Z)	6	1	2	1	9	8	(Z)	(Z)	1	(Z)	-	P.T.
-	-	-	-	-	-	-	-	-	-	-	-	-	-	-	AIR
1	1	(Z)	(Z)	1	1	1	1	1	1	(Z)	(Z)	2	2	-	WATER
(Z)	(Z)	(Z)	(Z)	(Z)	(Z)	(Z)	(Z)	(Z)	(Z)	(Z)	(Z)	1	1	(Z)	P.D.
-	-	-	-	(Z)	(Z)	-	-	-	-	-	-	-	-	(Z)	OT-UK
46	26	16	14	568	108	102	51	66	54	5	9	93	157	33	22511
3	2	3	2	17	8	12	10	8	2	-	-	6	13	-	RAIL
34	19	13	11	222	50	53	27	37	34	4	7	64	123	10	M.C.
34	19	12	10	196	47	52	27	36	34	4	7	64	123	10	ICC
(Z)	(Z)	1	1	26	3	1	(Z)	(Z)	(Z)	-	-	(Z)	(Z)	-	N-ICC
7	4	(Z)	(Z)	324	48	36	13	21	17	1	2	19	12	12	P.T.
(Z)	(Z)	(Z)	(Z)	(Z)	(Z)	(Z)	(Z)	(Z)	(Z)	(Z)	(Z)	1	2	-	AIR
-	-	-	-	2	(Z)	-	-	-	-	-	-	(Z)	1	-	WATER
(Z)	(Z)	(Z)	(Z)	1	1	2	1	(Z)	(Z)	(Z)	(Z)	(Z)	(Z)	-	P.D.
1	(Z)	(Z)	(Z)	1	(Z)	-	-	(Z)	(Z)	(Z)	(Z)	2	5	12	OT-UK
366	186	222	153	714	104	60	15	272	142	75	68	355	214	9	227
35	18	39	28	25	9	1	1	28	20	(Z)	1	18	32	-	RAIL
280	143	131	94	149	51	28	7	118	78	43	41	109	109	(Z)	M.C.
279	142	105	75	149	51	28	7	116	76	37	32	103	98	(Z)	ICC
1	1	26	18	(Z)	(Z)	(Z)	(Z)	2	2	6	9	6	11	-	N-ICC
44	22	52	31	525	40	30	7	126	45	31	26	226	68	-	P.T.
1	(Z)	(Z)	(Z)	(Z)	(Z)	(Z)	(Z)	(Z)	(Z)	(Z)	(Z)	(Z)	(Z)	-	AIR
-	-	-	-	9	3	-	-	-	-	-	-	1	3	-	WATER
1	(Z)	(Z)	(Z)	1	1	(Z)	(Z)	1	(Z)	(Z)	(Z)	1	1	-	P.D.
4	2	1	1	4	1	(Z)	(Z)	(Z)	(Z)	1	1	1	1	9	OT-UK
10	5	3	2	23	3	1	(Z)	3	1	1	2	5	10	-	22711
10	5	3	2	1	1	-	-	8	2	-	-	-	-	-	RAIL
10	5	3	2	2	1	1	(Z)	1	1	1	1	4	9	-	M.C.
(Z)	(Z)	-	-	1	1	1	(Z)	1	1	1	1	4	9	-	ICC
(Z)	(Z)	(Z)	(Z)	(Z)	(Z)	(Z)	(Z)	(Z)	(Z)	(Z)	(Z)	-	-	-	N-ICC
-	-	(Z)	(Z)	20	1	(Z)	-	1	(Z)	(Z)	(Z)	(Z)	(Z)	-	P.T.
(Z)	(Z)	(Z)	(Z)	-	-	-	-	-	-	-	-	-	-	-	AIR
-	-	-	-	-	-	-	-	-	-	-	-	-	-	-	P.D.
-	-	-	-	-	-	-	-	-	-	(Z)	(Z)	(Z)	(Z)	-	OT-UK
340	176	216	150	678	94	59	15	268	139	60	61	265	187	2	22721
35	18	39	28	21	7	1	1	28	19	(Z)	1	15	28	-	RAIL
265	135	125	90	143	48	27	7	115	76	31	35	87	91	(Z)	M.C.
264	135	99	72	143	48	27	7	113	74	25	26	82	79	(Z)	ICC
1	1	26	18	-	-	-	-	2	2	6	9	6	11	-	N-ICC
36	20	51	31	504	36	30	7	125	45	28	24	160	64	-	P.T.
1	(Z)	(Z)	(Z)	(Z)	(Z)	(Z)	(Z)	(Z)	(Z)	(Z)	(Z)	(Z)	(Z)	-	AIR
-	-	-	-	9	3	-	-	-	-	-	-	1	2	-	WATER
(Z)	(Z)	(Z)	(Z)	1	(Z)	(Z)	(Z)	(Z)	(Z)	(Z)	(Z)	(Z)	(Z)	-	P.D.
4	2	1	1	-	-	-	-	(Z)	(Z)	(Z)	1	1	1	1	OT-UK
10	4	3	2	17	7	1	(Z)	3	3	15	6	83	19	8	22799
1	(Z)	-	-	3	2	-	-	1	1	-	-	3	4	-	RAIL
6	3	3	2	6	2	1	(Z)	2	2	11	5	17	10	-	M.C.
6	3	3	2	6	2	1	(Z)	2	2	11	5	17	10	-	ICC
3	1	(Z)	(Z)	4	1	-	-	(Z)	(Z)	3	1	63	4	-	P.T.
(Z)	(Z)	-	-	(Z)	(Z)	-	-	-	-	-	-	(Z)	(Z)	-	AIR
-	-	-	-	-	-	-	-	-	-	-	-	(Z)	1	-	WATER
(Z)	(Z)	(Z)	(Z)	(Z)	(Z)	(Z)	(Z)	(Z)	(Z)	(Z)	(Z)	1	(Z)	-	P.D.
-	-	-	-	4	1	(Z)	(Z)	-	-	(Z)	(Z)	(Z)	(Z)	8	OT-UK
91	48	36	27	1 921	283	182	44	37	35	12	17	119	168	41	228
7	5	2	1	15	6	(Z)	(Z)	1	1	-	-	11	21	-	RAIL
54	28	27	22	559	121	71	24	19	18	5	7	87	106	2	M.C.
53	28	27	22	537	118	70	24	19	18	5	7	85	98	2	ICC
(Z)	(Z)	-	-	22	3	-	-	-	-	-	-	-	4	-	N-ICC
28	14	7	3	1 340	154	110	19	14	13	7	10	17	33	-	P.T.
(Z)	(Z)	(Z)	(Z)	(Z)	(Z)	(Z)	(Z)	(Z)	(Z)	-	-	(Z)	(Z)	-	AIR
-	-	-	-	(Z)	(Z)	-	-	2	1	-	-	-	-	-	WATER
2	1	(Z)	(Z)	1	1	(Z)	(Z)	1	1	(Z)	(Z)	1	1	(Z)	P.O.
(Z)	(Z)	-	-	7	1	(Z)	(Z)	(Z)	(Z)	-	-	4	7	39	OT-UK
84	45	39	29	1 813	268	174	40	27	24	11	15	94	165	41	2281
7	5	2	1	13	4	(Z)	(Z)	1	(Z)	-	-	10	20	-	RAIL
47	24	27	22	569	118	64	20	16	15	3	4	63	103	2	M.C.



TABLE 2. SHIPMENTS BY MANUFACTURING ESTABLISHMENTS--COMMODITIES AND MEANS OF TRANSPORT BY DESTINATION: 1977--CON.

TCC CODE	COMMODITY AND MEANS OF TRANSPORT	ALL SHIPMENTS						TONS (THOUSANDS) AND TON-MILES (MILLIONS) BY DIVISION OF DESTINATION					
		VALUE (MILLION DOLLARS) (A)	TONS (THOU- SANDS) (B)	TON- MILES (MIL- LIONS) (C)	STANDARD ERROR (PERCENT) FOR COLUMNS--			NEW ENGLAND		MIDDLE ATLANTIC			
					(A)	(B)	(C)	TONS	TON- MILES	TONS	TON- MILES		
2281	YARN												
	MOTOR CARRIER, ICC	3 104	1 182	512	8	10	14	83	52	331	165		
	MOTOR CARRIER, NON=ICC	152	45	13	47	37	50	-	-	22	2		
	PRIVATE TRUCK	3 509	1 533	291	9	11	16	21	8	108	45		
	AIR	3	(Z)	(Z)	42	63	64	(Z)	(Z)	(Z)	(Z)		
	WATER	1	(Z)	(Z)	73	73	76	-	-	-	-		
	PARCEL DELIVERY	64	8	5	28	21	19	1	(Z)	1	(Z)		
	OTHER AND UNKNOWN	189	66	19	30	36	97	-	-	16	11		
22811	COTTON YARN	1 433	502	138	19	20	36	7	5	108	61		
	RAIL	6	9	4	26	33	21	-	-	2	1		
	MOTOR CARRIER	656	231	116	27	30	41	7	5	95	56		
	MOTOR CARRIER, ICC	656	231	116	27	30	41	7	5	95	56		
	PRIVATE TRUCK	659	225	18	30	29	35	1	(Z)	7	4		
	PARCEL DELIVERY	(Z)	(Z)	(Z)	55	59	82	-	-	(Z)	(Z)		
	OTHER AND UNKNOWN	111	37	(Z)	30	30	100	-	-	-	-		
22813	WOOL THREAD AND YARN	305	56	21	26	21	24	9	4	11	5		
	RAIL	7	2	3	63	59	77	1	2	-	-		
	MOTOR CARRIER	117	26	14	15	19	23	5	1	8	4		
	MOTOR CARRIER, ICC	110	25	14	14	20	23	5	1	7	4		
	MOTOR CARRIER, NON=ICC	7	1	(Z)	100	100	100	-	-	1	(Z)		
	PRIVATE TRUCK	137	24	3	42	31	31	3	(Z)	2	1		
	AIR	2	(Z)	(Z)	43	41	62	-	-	(Z)	(Z)		
	WATER	1	(Z)	(Z)	73	73	76	-	-	-	-		
	PARCEL DELIVERY	23	2	1	68	42	52	(Z)	(Z)	(Z)	(Z)		
	OTHER AND UNKNOWN	18	2	(Z)	19	18	100	-	-	(Z)	(Z)		
22819	YARN, NEC.	5 353	2 312	716	7	9	11	91	55	360	159		
	RAIL	57	26	28	42	41	48	1	1	(Z)	(Z)		
	MOTOR CARRIER	2 481	969	395	9	10	11	71	46	245	106		
	MOTOR CARRIER, ICC	2 337	925	383	8	10	11	71	46	224	105		
	MOTOR CARRIER, NON=ICC	144	44	13	45	36	50	-	-	20	2		
	PRIVATE TRUCK	2 713	1 284	270	11	13	17	17	8	99	41		
	AIR	1	(Z)	(Z)	81	82	84	(Z)	(Z)	(Z)	(Z)		
	PARCEL DELIVERY	41	6	4	19	18	15	1	(Z)	1	(Z)		
	OTHER AND UNKNOWN	60	27	19	95	97	97	-	-	16	11		
22841	THREAD *	681	215	55	25	45	19	9	6	12	6		
	RAIL	8	2	3	85	72	74	-	-	-	-		
	MOTOR CARRIER	291	49	27	13	10	13	4	2	9	5		
	MOTOR CARRIER, ICC	261	43	26	16	12	14	4	2	8	5		
	MOTOR CARRIER, NON=ICC	30	6	1	16	17	17	-	-	1	(Z)		
	PRIVATE TRUCK	328	160	22	45	57	37	5	4	3	1		
	AIR	5	(Z)	(Z)	47	46	38	-	-	(Z)	(Z)		
	WATER	15	2	1	100	100	100	-	-	-	-		
	PARCEL DELIVERY	28	2	1	50	43	43	(Z)	(Z)	(Z)	(Z)		
	OTHER AND UNKNOWN	6	(Z)	(Z)	66	65	99	(Z)	(Z)	(Z)	(Z)		
229	MISCELLANEOUS TEXTILE GOODS	4 431	2 327	955	10	19	16	232	88	353	112		
	RAIL	580	396	252	20	15	16	17	16	27	14		
	MOTOR CARRIER	2 645	1 250	547	13	23	22	153	36	222	80		
	MOTOR CARRIER, ICC	2 622	1 226	537	13	23	21	152	36	221	80		
	MOTOR CARRIER, NON=ICC	22	24	10	49	48	48	1	1	1	(Z)		
	PRIVATE TRUCK	818	538	133	16	27	24	61	35	95	16		
	AIR	59	7	8	39	34	47	(Z)	(Z)	1	1		
	WATER	15	7	8	51	54	66	-	-	3	(Z)		
	PARCEL DELIVERY	80	7	4	23	21	26	(Z)	(Z)	2	(Z)		
	OTHER AND UNKNOWN	235	122	4	21	28	48	(Z)	(Z)	4	(Z)		
22911	FELT GOODS, EXC. WOVEN FELTS AND HATS *	218	71	31	22	52	37	5	1	11	2		
	RAIL	3	6	9	68	64	81	-	-	-	-		
	MOTOR CARRIER	148	37	20	22	38	37	4	1	7	1		
	MOTOR CARRIER, ICC	146	31	17	22	25	22	4	1	7	1		
	MOTOR CARRIER, NON=ICC	3	6	3	100	100	100	-	-	-	-		
	PRIVATE TRUCK	41	25	2	50	87	33	1	(Z)	3	(Z)		
	AIR	3	(Z)	(Z)	45	47	46	-	-	(Z)	(Z)		
	WATER	1	(Z)	(Z)	100	100	100	-	-	-	-		
	PARCEL DELIVERY	12	1	(Z)	90	86	75	(Z)	(Z)	(Z)	(Z)		
	OTHER AND UNKNOWN	11	1	(Z)	1	-	100	-	-	(Z)	(Z)		
22921	LACE GOODS *	47	8	2	8	21	14	(Z)	(Z)	6	(Z)		
	RAIL	(Z)	(Z)	(Z)	100	100	100	-	-	-	-		
	MOTOR CARRIER	24	5	2	10	17	15	(Z)	(Z)	3	(Z)		
	MOTOR CARRIER, ICC	24	5	2	10	17	15	(Z)	(Z)	3	(Z)		
	PRIVATE TRUCK	10	3	(Z)	25	53	74	(Z)	(Z)	2	(Z)		
	AIR	3	(Z)	(Z)	46	33	32	(Z)	(Z)	-	-		
	PARCEL DELIVERY	5	(Z)	(Z)	21	25	39	(Z)	(Z)	(Z)	(Z)		
	OTHER AND UNKNOWN	6	1	(Z)	58	92	52	-	-	(Z)	(Z)		
22931	PAOING AND UPHOLSTERY FILLINGS *	248	211	69	17	18	14	5	1	21	6		
	RAIL	35	35	18	17	17	24	(Z)	(Z)	2	1		
	MOTOR CARRIER	102	66	25	12	14	20	1	(Z)	10	4		
	MOTOR CARRIER, ICC	101	66	25	12	14	20	1	(Z)	10	4		
	MOTOR CARRIER, NON=ICC	(Z)	(Z)	(Z)	91	84	93	-	-	-	-		
	PRIVATE TRUCK	104	105	18	28	28	18	4	1	8	1		
	AIR	1	1	(Z)	36	55	38	-	-	(Z)	(Z)		
	WATER	3	2	6	66	97	100	-	-	-	-		
	PARCEL DELIVERY	2	1	(Z)	67	81	36	-	-	(Z)	(Z)		
	OTHER AND UNKNOWN	1	1	1	38	50	61	-	-	-	-		
22941	TEXTILE WASTE, GARNETTED AND PROCESSED *	251	538	186	15	14	24	107	55	61	20		
	RAIL	70	165	103	24	27	28	16	14	9	5		
	MOTOR CARRIER	84	161	43	14	15	20	44	8	37	13		
	MOTOR CARRIER, ICC	83	158	43	14	15	20	43	7	37	13		
	MOTOR CARRIER, NON=ICC	2	3	1	62	55	98	1	1	-	-		
	PRIVATE TRUCK	43	125	40	42	29	72	47	33	16	2		

TONS (THOUSANDS) AND TON-MILES (MILLIONS) BY DIVISION OF DESTINATION--CON.

EAST NORTH CENTRAL		WEST NORTH CENTRAL		SOUTH ATLANTIC		EAST SOUTH CENTRAL		WEST SOUTH CENTRAL		MOUNTAIN		PACIFIC		DESTINATION UNKNOWN	TCC CODE AND MOT
TONS	TON-MILES	TONS	TON-MILES	TONS	TON-MILES	TONS	TON-MILES	TONS	TON-MILES	TONS	TON-MILES	TONS	TON-MILES	TONS	
47	24	27	22	551	116	63	20	16	15	3	4	58	94	2	2281
(Z)	(Z)	-	-	18	2	1	(Z)	-	-	-	-	4	8	-	ICC
27	15	9	5	1 222	144	109	19	10	8	9	11	18	35	-	N-ICC
-	-	(Z)	(Z)	(Z)	(Z)	(Z)	(Z)	-	-	-	-	(Z)	(Z)	-	P.T.
-	-	-	-	(Z)	(Z)	-	-	-	-	-	-	-	-	-	AIR
2	2	1	1	1	1	(Z)	(Z)	1	1	(Z)	(Z)	(Z)	(Z)	-	WATER
(Z)	(Z)	-	-	7	1	(Z)	(Z)	-	-	-	-	4	7	39	P.D.
-	-	-	-	-	-	-	-	-	-	-	-	-	-	-	OT-UK
8	5	11	9	298	28	14	4	5	3	-	-	12	23	39	22811
1	(Z)	1	1	5	1	-	-	(Z)	(Z)	-	-	(Z)	(Z)	-	RAIL
7	4	10	8	80	14	10	4	4	3	-	-	-	-	-	M.C.
7	4	10	8	80	14	10	4	4	3	-	-	-	-	-	ICC
1	(Z)	-	-	213	13	4	1	(Z)	(Z)	-	-	-	-	-	P.T.
-	-	-	-	(Z)	(Z)	-	-	-	-	-	-	-	-	-	AIR
-	-	-	-	(Z)	(Z)	-	-	-	-	-	-	-	-	-	P.D.
-	-	-	-	(Z)	(Z)	-	-	-	-	-	-	-	-	-	OT-UK
4	2	1	1	25	7	(Z)	(Z)	1	1	(Z)	(Z)	2	2	2	22813
-	-	1	(Z)	(Z)	(Z)	-	-	-	-	-	-	-	-	-	RAIL
3	1	1	(Z)	7	4	(Z)	(Z)	1	1	(Z)	(Z)	1	1	-	M.C.
3	1	1	(Z)	7	4	(Z)	(Z)	1	1	(Z)	(Z)	1	1	-	ICC
-	-	-	-	-	-	-	-	-	-	-	-	-	-	-	N-ICC
1	(Z)	-	-	17	2	-	-	(Z)	(Z)	-	-	1	1	-	P.T.
-	-	-	-	(Z)	(Z)	-	-	-	-	-	-	(Z)	(Z)	-	AIR
-	-	-	-	(Z)	(Z)	-	-	-	-	-	-	-	-	-	WATER
1	(Z)	(Z)	(Z)	(Z)	(Z)	(Z)	(Z)	(Z)	(Z)	(Z)	(Z)	(Z)	(Z)	(Z)	P.D.
-	-	-	-	-	-	-	-	-	-	-	-	-	-	-	OT-UK
71	39	26	20	1 490	234	159	36	21	20	11	15	81	140	-	22819
6	4	-	-	8	2	(Z)	(Z)	(Z)	(Z)	-	-	10	20	-	RAIL
38	20	16	14	482	100	54	16	10	11	3	3	50	78	-	M.C.
38	20	16	14	464	98	53	16	10	11	3	3	46	70	-	ICC
(Z)	(Z)	-	-	18	2	1	(Z)	-	-	-	-	4	8	-	N-ICC
26	14	9	5	993	129	105	19	10	7	9	11	17	34	-	P.T.
-	-	(Z)	(Z)	(Z)	(Z)	(Z)	(Z)	-	-	-	-	(Z)	(Z)	-	AIR
2	1	(Z)	1	1	(Z)	(Z)	(Z)	1	1	(Z)	(Z)	(Z)	(Z)	-	P.D.
(Z)	(Z)	-	-	7	1	(Z)	(Z)	-	-	-	-	4	7	-	OT-UK
5	3	1	1	165	17	7	3	8	9	2	4	3	7	(Z)	22841
-	-	-	-	-	-	1	-	1	1	-	-	2	2	-	RAIL
5	3	1	1	16	4	7	3	3	3	2	4	2	4	(Z)	M.C.
5	3	1	1	10	3	7	3	3	3	2	4	2	4	(Z)	ICC
-	-	-	-	6	1	-	-	-	-	-	-	-	-	-	N-ICC
(Z)	(Z)	(Z)	(Z)	149	13	(Z)	(Z)	3	4	(Z)	(Z)	-	-	-	P.T.
(Z)	(Z)	(Z)	(Z)	-	-	(Z)	(Z)	(Z)	(Z)	-	-	-	-	-	AIR
-	-	-	-	-	-	-	-	2	1	-	-	-	-	-	WATER
(Z)	(Z)	(Z)	(Z)	(Z)	(Z)	(Z)	(Z)	(Z)	(Z)	(Z)	(Z)	(Z)	(Z)	(Z)	P.D.
(Z)	(Z)	-	-	-	-	-	-	(Z)	(Z)	-	-	(Z)	(Z)	(Z)	OT-UK
486	183	122	82	502	134	224	78	120	95	25	23	141	160	122	229
91	42	32	22	76	17	67	26	52	50	3	4	30	61	-	RAIL
324	123	88	59	226	74	119	42	55	36	17	15	47	81	(Z)	M.C.
319	121	88	59	218	72	119	42	55	36	10	12	45	78	(Z)	ICC
5	1	-	-	8	2	(Z)	(Z)	-	-	7	3	3	3	-	N-ICC
68	17	1	(Z)	195	39	37	9	10	7	5	3	58	5	7	P.T.
1	1	(Z)	(Z)	1	1	(Z)	(Z)	(Z)	(Z)	(Z)	(Z)	1	4	-	AIR
-	-	-	-	1	1	-	-	-	-	-	-	2	6	-	WATER
1	(Z)	1	(Z)	1	1	1	(Z)	1	1	(Z)	(Z)	1	(Z)	(Z)	P.D.
1	1	(Z)	(Z)	(Z)	(Z)	(Z)	(Z)	(Z)	(Z)	-	-	1	3	115	OT-UK
8	5	4	4	5	1	4	3	1	1	5	2	27	11	1	22911
1	(Z)	1	1	-	-	(Z)	(Z)	(Z)	(Z)	-	-	3	7	-	RAIL
7	4	3	3	3	1	3	2	(Z)	(Z)	5	2	5	4	-	M.C.
7	4	3	3	3	1	3	2	(Z)	(Z)	(Z)	(Z)	3	3	-	ICC
-	-	-	-	-	-	-	-	-	-	5	2	1	1	-	N-ICC
(Z)	(Z)	-	-	2	(Z)	1	(Z)	(Z)	(Z)	-	-	19	1	-	P.T.
(Z)	(Z)	(Z)	(Z)	(Z)	(Z)	-	-	(Z)	(Z)	-	-	(Z)	(Z)	-	AIR
-	-	-	-	(Z)	(Z)	-	-	-	-	-	-	-	-	-	WATER
(Z)	(Z)	(Z)	(Z)	(Z)	(Z)	-	-	(Z)	(Z)	-	-	-	-	(Z)	P.D.
-	-	-	-	-	-	-	-	-	-	-	-	-	-	1	OT-UK
(Z)	(Z)	(Z)	(Z)	(Z)	(Z)	(Z)	(Z)	(Z)	(Z)	(Z)	(Z)	(Z)	(Z)	(Z)	22921
(Z)	(Z)	(Z)	(Z)	(Z)	(Z)	(Z)	(Z)	(Z)	(Z)	(Z)	(Z)	(Z)	(Z)	(Z)	RAIL
(Z)	(Z)	(Z)	(Z)	(Z)	(Z)	(Z)	(Z)	(Z)	(Z)	(Z)	(Z)	(Z)	(Z)	(Z)	M.C.
(Z)	(Z)	(Z)	(Z)	(Z)	(Z)	(Z)	(Z)	(Z)	(Z)	(Z)	(Z)	(Z)	(Z)	(Z)	ICC
(Z)	(Z)	(Z)	(Z)	(Z)	(Z)	(Z)	(Z)	(Z)	(Z)	(Z)	(Z)	(Z)	(Z)	(Z)	P.T.
(Z)	(Z)	(Z)	(Z)	(Z)	(Z)	(Z)	(Z)	(Z)	(Z)	(Z)	(Z)	(Z)	(Z)	(Z)	AIR
(Z)	(Z)	(Z)	(Z)	(Z)	(Z)	(Z)	(Z)	(Z)	(Z)	(Z)	(Z)	(Z)	(Z)	(Z)	P.D.
(Z)	(Z)	-	-	-	-	-	-	-	-	-	-	-	-	(Z)	OT-UK
65	19	7	4	50	12	23	4	4	3	5	3	30	18	-	22931
22	7	1	(Z)	4	1	1	1	(Z)	(Z)	2	2	3	5	-	RAIL
27	6	7	3	5	2	9	1	4	3	(Z)	(Z)	3	6	-	M.C.
27	6	7	3	5	2	9	1	4	3	(Z)	(Z)	3	6	-	ICC
-	-	-	-	-	-	(Z)	(Z)	-	-	-	-	(Z)	(Z)	-	N-ICC
15	6	(Z)	(Z)	40	7	13	1	(Z)	(Z)	3	1	21	1	-	P.T.
(Z)	(Z)	-	-	(Z)	(Z)	(Z)	(Z)	(Z)	(Z)	-	-	(Z)	(Z)	-	AIR
-	-	-	-	-	-	-	-	-	-	-	-	2	6	-	WATER
(Z)	(Z)	(Z)	(Z)	(Z)	(Z)	(Z)	(Z)	(Z)	(Z)	-	-	1	(Z)	-	P.D.
(Z)	(Z)	(Z)	(Z)	(Z)	(Z)	-	-	(Z)	(Z)	-	-	(Z)	(Z)	-	OT-UK
36	17	8	5	179	26	24	5	27	38	(Z)	1	9	20	87	22941
27	12	4	2	58	9	17	4	26	37	-	-	9	19	-	RAIL
9	4	4	3	61	13	6	1	(Z)	(Z)	(Z)	1	1	1	-	M.C.
9	4	4	3	59	13	6	1	(Z)	(Z)	(Z)	1	1	1	-	ICC
-	-	-	-	2	(Z)	-	-	-	-	-	-	-	-	-	N-ICC
(Z)	(Z)	-	-	61	4	1	(Z)	(Z)	(Z)	-	-	-	-	-	P.T.

TABLE 2. SHIPMENTS BY MANUFACTURING ESTABLISHMENTS--COMMOOTIES AND MEANS OF TRANSPORT BY DESTINATION: 1977--CON.

TCC CODE	COMMOOTY AND MEANS OF TRANSPORT	ALL SHIPMENTS						TONS (THOUSANDS) AND TON-MILES (MILLIONS) BY DIVISION OF DESTINATION			
		VALUE (MILLION DOLLARS) (A)	TONS (THOUSANDS) (B)	TON-MILES (MILLIONS) (C)	STANDARD ERROR (PERCENT) FOR COLUMNS--			NEW ENGLAND		MIDDLE ATLANTIC	
					(A)	(B)	(C)	TONS	TON-MILES	TONS	TON-MILES
22941	TEXTILE WASTE, GARNETTED AND PROCESSED * . . . . .	53	87	(Z)	39	39	87	(Z)	(Z)	-	-
	OTHER AND UNKNOWN. . . . .										
22951	ARTIFICIAL LEATHER AND OILCLOTH * . . . . .	941	370	137	13	22	22	36	6	63	17
	RAIL . . . . .	17	5	3	21	39	45	(Z)	(Z)	-	-
	MOTOR CARRIER. . . . .	674	290	117	16	25	24	33	5	45	13
	MOTOR CARRIER, ICC . . . . .	674	290	117	16	25	24	33	5	45	13
	MOTOR CARRIER, NON-ICC . . . . .	(Z)	(Z)	(Z)	99	69	89	-	-	-	-
	PRIVATE TRUCK. . . . .	190	60	12	21	23	27	3	1	14	3
	AIR. . . . .	7	1	2	44	34	46	(Z)	(Z)	(Z)	(Z)
	WATER. . . . .	8	3	(Z)	80	93	77	-	-	3	(Z)
	PARCEL DELIVERY. . . . .	13	1	1	49	45	56	(Z)	(Z)	(Z)	(Z)
	OTHER AND UNKNOWN. . . . .	31	9	2	45	41	85	-	-	(Z)	(Z)
22961	TIRE CORO AND FABRIC * . . . . .	1 010	399	201	17	19	22	1	1	33	14
	RAIL . . . . .	328	132	81	35	37	37	-	-	10	3
	MOTOR CARRIER. . . . .	514	207	96	21	24	33	1	1	9	6
	MOTOR CARRIER, ICC . . . . .	513	207	95	21	24	33	1	1	9	6
	MOTOR CARRIER, NON-ICC . . . . .	1	(Z)	1	83	84	91	(Z)	(Z)	-	-
	PRIVATE TRUCK. . . . .	168	60	24	35	28	25	(Z)	(Z)	13	5
	AIR. . . . .	(Z)	(Z)	(Z)	80	79	79	-	-	-	-
	PARCEL DELIVERY. . . . .	(Z)	(Z)	(Z)	53	26	71	-	-	-	-
2297	WOOL AND MOHAIR, SCOUROED . . . . .	189	166	33	21	47	48	64	7	32	6
	RAIL . . . . .	1	1	2	61	57	75	1	(Z)	-	-
	MOTOR CARRIER. . . . .	63	109	20	30	61	37	60	5	30	6
	MOTOR CARRIER, ICC . . . . .	63	109	20	30	61	37	60	5	30	6
	PRIVATE TRUCK. . . . .	59	40	11	52	44	81	3	1	2	1
	PARCEL DELIVERY. . . . .	(Z)	(Z)	(Z)	99	95	94	(Z)	(Z)	-	-
	OTHER AND UNKNOWN. . . . .	65	16	-	8	8	-	-	-	-	-
22971	WOOL AND MOHAIR, CARBONIZED AND SCOUROED. . . . .	76	62	10	10	63	97	24	1	16	5
	MOTOR CARRIER. . . . .	10	38	5	63	90	94	24	1	14	4
	MOTOR CARRIER, ICC . . . . .	10	38	5	63	90	94	24	1	14	4
	PRIVATE TRUCK. . . . .	1	8	5	84	98	100	1	(Z)	2	1
	PARCEL DELIVERY. . . . .	(Z)	(Z)	(Z)	100	100	100	(Z)	(Z)	-	-
	OTHER AND UNKNOWN. . . . .	65	16	-	8	8	-	-	-	-	-
22972	TOPS, ALL FIBERS, PROCESSED. . . . .	59	32	13	56	39	43	9	3	1	1
	RAIL . . . . .	(Z)	1	1	100	100	100	-	-	-	-
	MOTOR CARRIER. . . . .	34	23	10	36	38	45	7	2	1	1
	MOTOR CARRIER, ICC . . . . .	34	23	10	36	38	45	7	2	1	1
	PRIVATE TRUCK. . . . .	25	8	2	83	59	74	2	1	(Z)	(Z)
22973	TEXTILE FIBERS, PREPARED FOR SPINNING. . . . .	52	67	9	40	56	59	26	2	15	1
	RAIL . . . . .	1	1	1	80	73	95	1	(Z)	-	-
	MOTOR CARRIER. . . . .	19	43	4	52	73	60	25	2	15	1
	MOTOR CARRIER, ICC . . . . .	19	43	4	52	73	60	25	2	15	1
	PRIVATE TRUCK. . . . .	33	23	4	59	49	88	-	-	-	-
22981	COROAGE AND TWINE * . . . . .	327	155	79	26	29	40	10	4	25	7
	RAIL . . . . .	11	8	8	55	66	59	-	-	(Z)	(Z)
	MOTOR CARRIER. . . . .	247	112	63	29	30	41	8	4	16	5
	MOTOR CARRIER, ICC . . . . .	246	111	63	29	31	41	8	4	16	5
	MOTOR CARRIER, NON-ICC . . . . .	(Z)	(Z)	(Z)	62	61	61	-	-	-	-
	PRIVATE TRUCK. . . . .	37	26	4	33	50	45	2	(Z)	4	1
	WATER. . . . .	4	2	1	100	100	100	-	-	-	-
	PARCEL DELIVERY. . . . .	12	2	1	70	65	71	(Z)	(Z)	(Z)	(Z)
	OTHER AND UNKNOWN. . . . .	16	6	1	6	5	84	-	-	4	(Z)
2299	TEXTILE GOODS, NEC . . . . .	1 225	537	253	31	58	39	71	19	134	45
	RAIL . . . . .	127	65	54	32	18	27	1	2	6	4
	MOTOR CARRIER. . . . .	776	332	165	33	58	45	59	16	71	35
	MOTOR CARRIER, ICC . . . . .	758	318	161	32	58	45	59	16	70	35
	MOTOR CARRIER, NON-ICC . . . . .	18	14	4	62	66	67	-	-	2	(Z)
	PRIVATE TRUCK. . . . .	185	128	27	54	73	54	10	1	56	5
	AIR. . . . .	46	5	5	53	51	64	(Z)	(Z)	1	(Z)
	PARCEL DELIVERY. . . . .	30	3	2	35	25	34	(Z)	(Z)	(Z)	(Z)
	OTHER AND UNKNOWN. . . . .	61	5	(Z)	56	14	94	-	-	(Z)	(Z)
22991	BONDED FIBER FABRICS . . . . .	601	237	141	29	18	30	16	4	40	19
	RAIL . . . . .	112	56	50	36	19	29	1	2	6	4
	MOTOR CARRIER. . . . .	375	143	79	28	20	33	8	2	20	11
	MOTOR CARRIER, ICC . . . . .	368	139	79	28	20	33	8	2	20	11
	MOTOR CARRIER, NON-ICC . . . . .	6	4	(Z)	28	25	57	-	-	-	-
	PRIVATE TRUCK. . . . .	76	35	9	33	27	35	7	1	14	3
	AIR. . . . .	6	2	3	67	70	82	(Z)	(Z)	(Z)	(Z)
	PARCEL DELIVERY. . . . .	1	(Z)	(Z)	40	61	50	(Z)	(Z)	(Z)	(Z)
	OTHER AND UNKNOWN. . . . .	32	1	(Z)	92	89	97	-	-	-	-
22992	JUTE GOODS . . . . .	13	20	7	37	42	75	-	-	5	1
	MOTOR CARRIER. . . . .	9	12	1	41	44	46	-	-	4	1
	MOTOR CARRIER, ICC . . . . .	6	8	1	57	59	59	-	-	4	1
	MOTOR CARRIER, NON-ICC . . . . .	4	4	(Z)	50	50	60	-	-	-	-
	PRIVATE TRUCK. . . . .	4	8	5	82	86	97	-	-	1	1
22999	TEXTILE GOODS, NEC . . . . .	477	132	58	25	31	34	15	3	34	14
	RAIL . . . . .	8	5	2	91	91	82	-	-	-	-
	MOTOR CARRIER. . . . .	300	82	42	30	36	40	12	2	28	13
	MOTOR CARRIER, ICC . . . . .	297	80	40	31	38	45	12	2	28	13
	MOTOR CARRIER, NON-ICC . . . . .	3	2	2	82	86	97	-	-	(Z)	(Z)
	PRIVATE TRUCK. . . . .	71	36	10	54	58	75	3	(Z)	5	1
	AIR. . . . .	41	2	2	62	67	57	(Z)	(Z)	1	(Z)
	PARCEL DELIVERY. . . . .	28	2	1	39	30	41	(Z)	(Z)	(Z)	(Z)
	OTHER AND UNKNOWN. . . . .	29	5	(Z)	3	5	94	-	-	(Z)	(Z)
23	APPAREL, OTHER FINISHED TEXTILE PRODUCTS, INCL. KNIT . . . . .	45 988	5 645	2 380	5	31	22	232	98	1 399	382



TONS (THOUSANDS) AND TON-MILES (MILLIONS) BY DIVISION OF DESTINATION--CON.

EAST NORTH CENTRAL		WEST NORTH CENTRAL		SOUTH ATLANTIC		EAST SOUTH CENTRAL		WEST SOUTH CENTRAL		MOUNTAIN		PACIFIC		DESTINATION UNKNOWN	TCC CODE AND MOT
TONS	TON-MILES	TONS	TON-MILES	TONS	TON-MILES	TONS	TON-MILES	TONS	TON-MILES	TONS	TON-MILES	TONS	TON-MILES	TONS	
-	-	-	-	-	-	(Z)	(Z)	-	-	-	-	-	-	87	22941 OT-UK
156	40	20	15	33	12	24	8	14	9	2	2	14	28	8	22951
3	(Z)	1	(Z)	(Z)	(Z)	-	-	-	-	-	-	1	3	-	RAIL
132	38	19	14	17	9	18	5	14	9	1	2	11	21	-	M.C.
(Z)	(Z)	-	-	17	9	18	5	14	9	1	2	11	21	-	ICC
21	1	(Z)	(Z)	16	2	6	3	-	-	(Z)	(Z)	-	-	-	N-ICC
(Z)	(Z)	(Z)	(Z)	(Z)	(Z)	(Z)	(Z)	(Z)	(Z)	(Z)	(Z)	1	1	-	P.T.
-	-	-	-	-	-	-	-	-	-	-	-	(Z)	(Z)	-	AIR
(Z)	(Z)	(Z)	(Z)	(Z)	(Z)	(Z)	(Z)	(Z)	(Z)	(Z)	(Z)	(Z)	(Z)	-	WATER
(Z)	(Z)	-	-	(Z)	(Z)	(Z)	(Z)	(Z)	(Z)	(Z)	(Z)	(Z)	(Z)	-	P.O.
(Z)	(Z)	-	-	(Z)	(Z)	(Z)	(Z)	-	-	-	-	1	2	8	OT-UK
90	43	28	18	79	22	96	32	60	47	1	1	11	23	-	22961
28	13	8	6	4	1	41	17	35	31	-	-	5	10	-	RAIL
45	23	19	12	61	15	46	13	20	13	(Z)	(Z)	6	13	-	M.C.
45	23	19	12	61	15	46	13	20	13	(Z)	(Z)	6	12	-	ICC
-	-	-	-	-	-	-	-	-	-	-	-	(Z)	1	-	N-ICC
17	7	1	(Z)	15	6	9	2	5	3	1	1	-	-	-	P.T.
-	-	-	-	-	-	(Z)	(Z)	-	-	-	-	-	-	-	AIR
(Z)	(Z)	-	-	(Z)	(Z)	(Z)	(Z)	-	-	-	-	(Z)	(Z)	-	P.O.
9	1	(Z)	(Z)	34	15	2	1	(Z)	(Z)	-	-	1	1	24	2297
-	-	-	-	(Z)	(Z)	-	-	-	-	-	-	1	1	-	RAIL
2	1	(Z)	(Z)	15	6	2	1	(Z)	(Z)	-	-	-	-	-	M.C.
2	1	(Z)	(Z)	15	6	2	1	(Z)	(Z)	-	-	-	-	-	ICC
8	(Z)	-	-	19	9	-	-	-	-	-	-	-	-	8	P.T.
-	-	-	-	(Z)	(Z)	(Z)	(Z)	-	-	-	-	-	-	-	P.D.
-	-	-	-	-	-	-	-	-	-	-	-	-	-	16	OT-UK
(Z)	(Z)	-	-	5	5	(Z)	(Z)	-	-	-	-	-	-	16	22971
(Z)	(Z)	-	-	-	-	-	-	-	-	-	-	-	-	-	M.C.
(Z)	(Z)	-	-	-	-	-	-	-	-	-	-	-	-	-	ICC
-	-	-	-	5	5	-	-	-	-	-	-	-	-	-	P.T.
-	-	-	-	-	-	(Z)	(Z)	-	-	-	-	-	-	-	P.O.
(Z)	(Z)	(Z)	(Z)	19	6	2	1	(Z)	(Z)	-	-	1	1	-	22972
-	-	-	-	-	-	-	-	-	-	-	-	1	1	-	RAIL
(Z)	(Z)	(Z)	(Z)	13	5	2	1	(Z)	(Z)	-	-	-	-	-	M.C.
(Z)	(Z)	(Z)	(Z)	13	5	2	1	(Z)	(Z)	-	-	-	-	-	ICC
-	-	-	-	6	1	-	-	-	-	-	-	-	-	-	P.T.
9	1	-	-	10	5	-	-	-	-	-	-	-	-	8	22973
-	-	-	-	(Z)	(Z)	-	-	-	-	-	-	-	-	-	RAIL
1	1	-	-	2	1	-	-	-	-	-	-	-	-	-	M.C.
1	1	-	-	2	1	-	-	-	-	-	-	-	-	-	ICC
8	(Z)	-	-	8	4	-	-	-	-	-	-	-	-	8	P.T.
28	13	9	6	41	13	20	8	11	7	5	7	6	14	1	22981
(Z)	(Z)	4	2	2	1	-	-	(Z)	(Z)	1	2	1	2	-	RAIL
25	12	5	3	21	10	18	7	10	7	3	5	5	10	(Z)	M.C.
25	12	5	3	21	10	18	7	10	7	3	5	5	10	(Z)	ICC
(Z)	(Z)	-	-	(Z)	(Z)	-	-	-	-	-	-	-	-	-	N-ICC
2	1	(Z)	(Z)	16	(Z)	1	(Z)	(Z)	(Z)	1	1	(Z)	1	-	P.T.
-	-	-	-	2	1	-	-	-	-	-	-	-	-	-	WATER
(Z)	(Z)	(Z)	(Z)	(Z)	(Z)	1	(Z)	(Z)	(Z)	(Z)	(Z)	(Z)	(Z)	-	P.D.
(Z)	(Z)	-	-	(Z)	(Z)	-	-	-	-	-	-	(Z)	(Z)	1	OT-UK
86	41	48	30	114	38	34	18	17	12	5	5	24	44	5	2299
14	9	12	7	13	6	6	2	2	1	1	1	10	21	-	RAIL
64	28	35	23	56	21	22	14	8	5	4	4	11	19	-	M.C.
57	26	35	23	51	19	22	14	8	5	4	4	11	19	-	ICC
7	3	-	-	5	2	(Z)	(Z)	-	-	-	-	(Z)	(Z)	-	N-ICC
1	(Z)	(Z)	(Z)	42	10	6	2	6	5	(Z)	(Z)	2	2	-	P.T.
(Z)	(Z)	(Z)	(Z)	1	1	(Z)	(Z)	(Z)	(Z)	(Z)	(Z)	1	2	-	AIR
-	-	(Z)	(Z)	(Z)	(Z)	(Z)	(Z)	1	1	(Z)	(Z)	(Z)	(Z)	-	P.O.
-	-	-	-	(Z)	(Z)	(Z)	(Z)	(Z)	(Z)	-	-	-	-	5	OT-UK
61	29	32	19	40	14	16	9	9	6	3	3	20	38	1	22991
14	9	12	7	9	4	2	1	2	1	1	1	10	21	-	RAIL
44	19	21	12	23	9	10	7	7	4	2	2	8	14	-	M.C.
40	19	21	12	23	9	10	7	7	4	2	2	8	14	-	ICC
4	(Z)	-	-	(Z)	(Z)	-	-	-	-	-	-	-	-	-	N-ICC
1	1	-	-	6	1	4	1	1	1	(Z)	(Z)	1	2	-	P.T.
(Z)	(Z)	(Z)	(Z)	1	1	(Z)	(Z)	(Z)	(Z)	(Z)	(Z)	1	2	-	AIR
(Z)	(Z)	(Z)	(Z)	(Z)	(Z)	(Z)	(Z)	(Z)	(Z)	-	-	(Z)	(Z)	-	P.O.
-	-	-	-	-	-	(Z)	(Z)	(Z)	(Z)	-	-	-	-	1	OT-UK
5	(Z)	-	-	4	(Z)	2	1	4	4	(Z)	(Z)	-	-	-	22992
4	(Z)	-	-	4	(Z)	-	-	-	-	(Z)	(Z)	-	-	-	M.C.
4	(Z)	-	-	(Z)	(Z)	-	-	-	-	(Z)	(Z)	-	-	-	ICC
-	-	-	-	4	(Z)	-	-	-	-	-	-	-	-	-	N-ICC
1	(Z)	-	-	1	(Z)	2	1	4	4	-	-	-	-	-	P.T.
7	4	2	2	46	19	15	8	3	2	(Z)	1	3	5	4	22999
-	-	-	-	-	-	4	1	-	-	(Z)	(Z)	(Z)	(Z)	-	RAIL
6	3	2	2	20	10	10	7	2	1	(Z)	(Z)	2	4	-	M.C.
6	3	2	2	18	8	10	7	2	1	(Z)	(Z)	2	4	-	ICC
1	(Z)	(Z)	(Z)	1	2	-	-	-	-	-	-	(Z)	(Z)	-	N-ICC
(Z)	(Z)	(Z)	(Z)	26	9	(Z)	(Z)	1	(Z)	-	-	(Z)	(Z)	-	P.T.
(Z)	(Z)	(Z)	(Z)	(Z)	(Z)	(Z)	(Z)	(Z)	(Z)	(Z)	(Z)	(Z)	(Z)	-	AIR
-	-	-	-	(Z)	(Z)	(Z)	(Z)	1	1	(Z)	(Z)	(Z)	(Z)	-	P.D.
-	-	-	-	(Z)	(Z)	-	-	-	-	-	-	-	-	4	OT-UK
806	351	328	205	1 098	314	442	149	343	227	145	131	621	525	232	23

TABLE 2. SHIPMENTS BY MANUFACTURING ESTABLISHMENTS--COMMODITIES AND MEANS OF TRANSPORT BY DESTINATION: 1977--CON.

TCC CODE	COMMODITY AND MEANS OF TRANSPORT	ALL SHIPMENTS						TONS (THOUSANDS) AND TON-MILES (MILLIONS) BY DIVISION OF DESTINATION					
		VALUE (MILLION DOLLARS) (A)	TONS (THOU- SANDS) (B)	TON- MILES (MIL- LIONS) (C)	STANDARD ERROR (PERCENT) FOR COLUMNS--			NEW ENGLAND		MIDDLE ATLANTIC			
					(A)	(B)	(C)	TONS	TON- MILES	TONS	TON- MILES		
23	APPAREL, OTHER FINISHED TEXTILE PRODUCTS, INCL. KNIT .												
	RAIL . . . . .	1 660	279	179	8	10	12	2	2		15	8	
	MOTOR CARRIER . . . . .	21 141	2 744	1 379	7	49	32	138	59	716	227		
	MOTOR CARRIER, ICC . . . . .	20 575	2 645	1 357	7	49	31	137	58	702	226		
	MOTOR CARRIER, NON-ICC . . . . .	566	99	22	42	59	66	1	(Z)	14	1		
	PRIVATE TRUCK . . . . .	12 539	1 978	416	6	10	16	71	25	527	99		
	AIR . . . . .	1 470	73	79	32	35	20	4	4	9	9		
	WATER . . . . .	14	2	1	24	29	38	-	-	2	(Z)		
	PARCEL DELIVERY . . . . .	7 614	429	286	15	15	12	15	9	81	38		
	OTHER AND UNKNOWN . . . . .	1 549	140	38	10	9	19	2	(Z)	49	1		
23111	MEN'S, YOUTHS', AND BOYS' CLOTHING *	14 881	1 460	707	12	12	13	65	33	336	114		
	RAIL . . . . .	135	13	22	10	10	11	(Z)	(Z)	(Z)	(Z)		
	MOTOR CARRIER . . . . .	7 893	775	442	13	15	15	51	26	208	79		
	MOTOR CARRIER, ICC . . . . .	7 719	747	431	12	12	13	51	26	208	79		
	MOTOR CARRIER, NON-ICC . . . . .	174	28	11	95	98	99	-	-	(Z)	(Z)		
	PRIVATE TRUCK . . . . .	4 560	495	131	12	14	21	10	3	86	20		
	AIR . . . . .	158	12	19	72	75	46	1	1	2	2		
	PARCEL DELIVERY . . . . .	1 783	120	85	19	18	20	3	2	20	13		
	OTHER AND UNKNOWN . . . . .	352	46	7	31	39	57	(Z)	(Z)	21	(Z)		
23311	WOMEN'S, MISSES', CHILDREN'S, AND INFANTS' CLOTHING *	19 055	1 753	624	10	61	54	78	36	539	102		
	RAIL . . . . .	98	7	6	70	66	55	(Z)	(Z)	(Z)	(Z)		
	MOTOR CARRIER . . . . .	7 130	711	316	15	78	68	37	11	262	54		
	MOTOR CARRIER, ICC . . . . .	6 891	664	307	15	78	67	37	11	253	53		
	MOTOR CARRIER, NON-ICC . . . . .	240	47	9	35	86	96	-	-	10	(Z)		
	PRIVATE TRUCK . . . . .	5 624	754	105	14	15	18	33	18	222	24		
	AIR . . . . .	1 093	38	45	39	23	22	2	2	4	5		
	WATER . . . . .	6	1	1	59	27	78	-	-	-	-		
	PARCEL DELIVERY . . . . .	4 400	202	138	23	25	18	5	4	41	19		
	OTHER AND UNKNOWN . . . . .	704	41	15	19	11	36	(Z)	(Z)	9	(Z)		
235	CAPS, HATS, AND MILLINERY . . . . .	455	64	42	22	37	35	5	6	9	5		
	RAIL . . . . .	9	(Z)	-	100	100	-	-	-	-	-		
	MOTOR CARRIER . . . . .	245	50	37	31	45	40	5	6	6	4		
	MOTOR CARRIER, ICC . . . . .	243	50	37	31	45	40	5	6	6	4		
	MOTOR CARRIER, NON-ICC . . . . .	3	(Z)	(Z)	70	82	62	-	-	(Z)	(Z)		
	PRIVATE TRUCK . . . . .	47	4	1	29	31	62	(Z)	(Z)	2	1		
	AIR . . . . .	4	(Z)	(Z)	39	35	41	-	-	(Z)	(Z)		
	WATER . . . . .	2	(Z)	(Z)	100	100	100	-	-	(Z)	(Z)		
	PARCEL DELIVERY . . . . .	123	8	4	19	21	25	(Z)	(Z)	1	(Z)		
	OTHER AND UNKNOWN . . . . .	24	2	(Z)	13	11	99	(Z)	(Z)	(Z)	(Z)		
23511	MILLINERY * . . . . .	79	4	1	19	26	16	(Z)	(Z)	2	(Z)		
	RAIL . . . . .	11	(Z)	-	100	100	-	-	-	-	-		
	MOTOR CARRIER . . . . .	4	(Z)	(Z)	34	42	51	(Z)	(Z)	(Z)	(Z)		
	MOTOR CARRIER, ICC . . . . .	4	(Z)	(Z)	34	42	51	(Z)	(Z)	(Z)	(Z)		
	PRIVATE TRUCK . . . . .	25	2	(Z)	44	58	45	(Z)	(Z)	2	(Z)		
	AIR . . . . .	1	(Z)	(Z)	49	40	51	-	-	-	-		
	PARCEL DELIVERY . . . . .	32	1	1	27	26	24	(Z)	(Z)	(Z)	(Z)		
	OTHER AND UNKNOWN . . . . .	7	(Z)	(Z)	30	32	100	(Z)	(Z)	(Z)	(Z)		
23521	HATS AND CAPS, MEN'S * . . . . .	371	62	42	27	38	37	5	6	7	5		
	MOTOR CARRIER . . . . .	236	52	38	32	45	40	5	6	6	4		
	MOTOR CARRIER, ICC . . . . .	233	52	38	32	45	40	5	6	6	4		
	MOTOR CARRIER, NON-ICC . . . . .	3	(Z)	(Z)	70	82	62	-	-	(Z)	(Z)		
	PRIVATE TRUCK . . . . .	23	2	1	39	37	78	(Z)	(Z)	1	1		
	AIR . . . . .	2	(Z)	(Z)	46	41	44	-	-	(Z)	(Z)		
	WATER . . . . .	2	(Z)	(Z)	100	100	100	-	-	(Z)	(Z)		
	PARCEL DELIVERY . . . . .	92	7	4	26	25	30	(Z)	(Z)	1	(Z)		
	OTHER AND UNKNOWN . . . . .	15	1	(Z)	14	12	100	-	-	-	-		
23711	FUR GOODS * . . . . .	383	6	2	32	57	84	(Z)	(Z)	1	(Z)		
	MOTOR CARRIER . . . . .	9	2	1	66	99	100	-	-	(Z)	(Z)		
	MOTOR CARRIER, ICC . . . . .	8	2	1	73	99	100	-	-	(Z)	(Z)		
	MOTOR CARRIER, NON-ICC . . . . .	1	(Z)	(Z)	100	100	100	-	-	(Z)	(Z)		
	PRIVATE TRUCK . . . . .	12	(Z)	(Z)	88	79	89	-	-	(Z)	(Z)		
	AIR . . . . .	17	(Z)	(Z)	75	72	76	(Z)	(Z)	-	-		
	PARCEL DELIVERY . . . . .	215	4	(Z)	49	80	44	(Z)	(Z)	(Z)	(Z)		
	OTHER AND UNKNOWN . . . . .	130	(Z)	(Z)	48	43	46	-	-	(Z)	(Z)		
238	MISCELLANEOUS APPAREL AND ACCESSORIES . . . . .	1 961	232	96	8	10	11	13	3	74	15		
	RAIL . . . . .	24	4	7	65	71	72	-	-	(Z)	(Z)		
	MOTOR CARRIER . . . . .	1 129	132	62	11	13	12	10	2	47	12		
	MOTOR CARRIER, ICC . . . . .	1 094	129	62	11	13	12	10	2	46	12		
	MOTOR CARRIER, NON-ICC . . . . .	35	3	(Z)	51	39	47	1	(Z)	1	(Z)		
	PRIVATE TRUCK . . . . .	330	68	9	21	22	25	2	(Z)	21	2		
	AIR . . . . .	60	4	5	29	27	35	(Z)	(Z)	(Z)	(Z)		
	WATER . . . . .	(Z)	(Z)	(Z)	100	100	100	-	-	-	-		
	PARCEL DELIVERY . . . . .	361	20	12	11	11	10	1	(Z)	3	1		
	OTHER AND UNKNOWN . . . . .	57	4	(Z)	38	42	41	(Z)	(Z)	3	(Z)		
2381	GLOVES AND MITTENS, EXC. ALL LEATHER . . . . .	364	50	21	13	14	14	2	1	5	1		
	RAIL . . . . .	(Z)	(Z)	(Z)	86	88	97	-	-	(Z)	(Z)		
	MOTOR CARRIER . . . . .	257	32	16	16	16	18	1	1	4	1		
	MOTOR CARRIER, ICC . . . . .	256	32	16	16	16	18	1	1	4	1		
	MOTOR CARRIER, NON-ICC . . . . .	1	(Z)	(Z)	79	76	60	-	-	-	-		
	PRIVATE TRUCK . . . . .	64	15	4	16	24	30	-	-	(Z)	(Z)		
	AIR . . . . .	(Z)	(Z)	(Z)	80	74	60	-	-	(Z)	(Z)		
	WATER . . . . .	(Z)	(Z)	(Z)	100	100	100	-	-	-	-		
	PARCEL DELIVERY . . . . .	40	3	1	38	21	29	(Z)	(Z)	1	(Z)		
	OTHER AND UNKNOWN . . . . .	2	(Z)	-	14	13	-	-	-	-	-		
23811	GROSS GLOVES AND MITTENS, EXC. ALL LEATHER . . . . .	66	3	2	62	49	61	1	(Z)	(Z)	(Z)		
	MOTOR CARRIER . . . . .	41	2	2	65	58	83	1	(Z)	(Z)	(Z)		
	MOTOR CARRIER, ICC . . . . .	41	2	2	65	58	83	1	(Z)	(Z)	(Z)		
	PRIVATE TRUCK . . . . .	(Z)	(Z)	(Z)	30	28	28	-	-	-	-		

TONS (THOUSANDS) AND TON-MILES (MILLIONS) BY DIVISION OF DESTINATION--CON.

EAST NORTH CENTRAL		WEST NORTH CENTRAL		SOUTH ATLANTIC		EAST SOUTH CENTRAL		WEST SOUTH CENTRAL		MOUNTAIN		PACIFIC		DESTINATION UNKNOWN	TCC CODE AND MOT
TONS	TON-MILES	TONS	TON-MILES	TONS	TON-MILES	TONS	TON-MILES	TONS	TON-MILES	TONS	TON-MILES	TONS	TON-MILES	TONS	
123	23	37	24	17	8	15	9	19	18	6	6	38	81	6	23
457	213	190	127	442	194	177	70	181	140	86	75	233	275	123	RAIL
454	212	189	127	414	188	155	60	171	137	86	75	213	274	123	M.C.
3	1	1	(Z)	28	5	22	9	11	3	(Z)	(Z)	20	2	-	ICC
113	49	56	17	554	71	223	54	98	29	27	15	278	57	-	N-ICC
26	17	3	3	5	5	(Z)	(Z)	8	9	4	8	13	24	30	P.T.
74	45	39	31	60	(Z)	(Z)	(Z)	(Z)	(Z)	-	-	(Z)	1	(Z)	AIR
11	4	2	2	19	3	2	(Z)	(Z)	1	3	6	48	64	33	P.D.
142	85	82	45	306	86	221	72	116	71	33	35	114	22	40	OT-UK
(Z)	(Z)	(Z)	(Z)	(Z)	(Z)	1	(Z)	3	3	(Z)	(Z)	9	19	45	23111
109	65	44	27	118	49	77	34	56	40	19	21	64	101	29	RAIL
109	65	44	27	118	49	57	26	49	38	19	21	63	100	29	M.C.
(Z)	(Z)	(Z)	(Z)	1	(Z)	20	9	7	2	(Z)	(Z)	(Z)	(Z)	-	ICC
12	8	23	5	160	25	132	33	42	16	10	9	20	13	-	N-ICC
2	1	(Z)	1	1	(Z)	1	(Z)	2	2	(Z)	(Z)	5	11	(Z)	P.T.
18	11	14	13	19	10	10	5	13	9	5	5	15	17	2	AIR
(Z)	(Z)	1	(Z)	8	(Z)	(Z)	(Z)	(Z)	(Z)	(Z)	(Z)	3	7	13	P.D.
160	102	64	44	344	113	105	31	70	53	27	38	281	106	86	23311
(Z)	(Z)	1	1	(Z)	(Z)	(Z)	(Z)	5	3	(Z)	(Z)	1	1	-	RAIL
70	46	33	27	119	64	48	14	32	30	12	16	46	53	51	M.C.
69	45	32	27	90	58	48	14	32	29	12	16	40	52	51	ICC
1	1	(Z)	(Z)	29	6	(Z)	(Z)	1	1	(Z)	(Z)	6	1	-	N-ICC
36	16	16	2	183	28	46	9	13	2	(Z)	(Z)	204	5	-	P.T.
16	13	1	2	3	4	(Z)	(Z)	5	6	4	8	3	6	(Z)	AIR
-	-	-	-	(Z)	(Z)	(Z)	(Z)	-	-	-	-	(Z)	1	-	WATER
32	23	13	12	26	15	10	8	14	12	10	13	23	34	27	P.D.
5	4	(Z)	(Z)	12	2	1	(Z)	(Z)	(Z)	1	1	4	6	8	OT-UK
5	2	30	19	3	2	1	1	5	3	1	1	2	4	3	235
3	1	29	19	2	1	1	(Z)	3	2	1	1	2	3	(Z)	RAIL
3	1	29	19	2	1	1	(Z)	3	2	1	1	2	3	-	M.C.
(Z)	(Z)	(Z)	(Z)	(Z)	(Z)	(Z)	(Z)	(Z)	(Z)	(Z)	(Z)	(Z)	(Z)	-	ICC
(Z)	(Z)	(Z)	(Z)	(Z)	(Z)	(Z)	(Z)	(Z)	(Z)	(Z)	(Z)	(Z)	(Z)	-	N-ICC
(Z)	(Z)	(Z)	(Z)	(Z)	(Z)	(Z)	(Z)	(Z)	(Z)	(Z)	(Z)	(Z)	(Z)	-	P.T.
2	1	1	(Z)	1	1	(Z)	(Z)	(Z)	(Z)	(Z)	(Z)	(Z)	(Z)	-	AIR
(Z)	(Z)	(Z)	(Z)	(Z)	(Z)	(Z)	(Z)	(Z)	(Z)	(Z)	(Z)	(Z)	(Z)	1	WATER
(Z)	(Z)	(Z)	(Z)	(Z)	(Z)	(Z)	(Z)	(Z)	(Z)	(Z)	(Z)	(Z)	(Z)	1	P.D.
(Z)	(Z)	(Z)	(Z)	(Z)	(Z)	(Z)	(Z)	(Z)	(Z)	(Z)	(Z)	(Z)	(Z)	1	OT-UK
(Z)	(Z)	(Z)	(Z)	(Z)	(Z)	(Z)	(Z)	(Z)	(Z)	(Z)	(Z)	(Z)	(Z)	-	-
(Z)	(Z)	(Z)	(Z)	(Z)	(Z)	(Z)	(Z)	(Z)	(Z)	(Z)	(Z)	(Z)	(Z)	1	23511
(Z)	(Z)	(Z)	(Z)	(Z)	(Z)	(Z)	(Z)	(Z)	(Z)	(Z)	(Z)	(Z)	(Z)	(Z)	RAIL
(Z)	(Z)	(Z)	(Z)	(Z)	(Z)	(Z)	(Z)	(Z)	(Z)	(Z)	(Z)	(Z)	(Z)	(Z)	M.C.
(Z)	(Z)	(Z)	(Z)	(Z)	(Z)	(Z)	(Z)	(Z)	(Z)	(Z)	(Z)	(Z)	(Z)	(Z)	ICC
(Z)	(Z)	(Z)	(Z)	(Z)	(Z)	(Z)	(Z)	(Z)	(Z)	(Z)	(Z)	(Z)	(Z)	(Z)	N-ICC
(Z)	(Z)	(Z)	(Z)	(Z)	(Z)	(Z)	(Z)	(Z)	(Z)	(Z)	(Z)	(Z)	(Z)	(Z)	P.T.
(Z)	(Z)	(Z)	(Z)	(Z)	(Z)	(Z)	(Z)	(Z)	(Z)	(Z)	(Z)	(Z)	(Z)	(Z)	AIR
(Z)	(Z)	(Z)	(Z)	(Z)	(Z)	(Z)	(Z)	(Z)	(Z)	(Z)	(Z)	(Z)	(Z)	(Z)	WATER
(Z)	(Z)	(Z)	(Z)	(Z)	(Z)	(Z)	(Z)	(Z)	(Z)	(Z)	(Z)	(Z)	(Z)	(Z)	P.D.
(Z)	(Z)	(Z)	(Z)	(Z)	(Z)	(Z)	(Z)	(Z)	(Z)	(Z)	(Z)	(Z)	(Z)	(Z)	OT-UK
5	2	33	21	3	1	1	1	4	2	1	1	2	4	2	23521
3	1	32	21	2	1	1	(Z)	3	2	1	1	1	3	-	M.C.
3	1	32	21	2	1	1	(Z)	3	2	1	1	1	3	-	ICC
(Z)	(Z)	(Z)	(Z)	(Z)	(Z)	(Z)	(Z)	(Z)	(Z)	(Z)	(Z)	(Z)	(Z)	-	N-ICC
(Z)	(Z)	(Z)	(Z)	(Z)	(Z)	(Z)	(Z)	(Z)	(Z)	(Z)	(Z)	(Z)	(Z)	-	P.T.
(Z)	(Z)	(Z)	(Z)	(Z)	(Z)	(Z)	(Z)	(Z)	(Z)	(Z)	(Z)	(Z)	(Z)	-	AIR
2	1	1	(Z)	1	(Z)	(Z)	(Z)	1	(Z)	(Z)	(Z)	(Z)	1	-	WATER
(Z)	(Z)	(Z)	(Z)	(Z)	(Z)	(Z)	(Z)	(Z)	(Z)	(Z)	(Z)	(Z)	(Z)	1	P.D.
(Z)	(Z)	(Z)	(Z)	(Z)	(Z)	(Z)	(Z)	(Z)	(Z)	(Z)	(Z)	(Z)	(Z)	1	OT-UK
1	1	1	1	(Z)	(Z)	(Z)	(Z)	(Z)	(Z)	(Z)	(Z)	(Z)	(Z)	-	-
1	1	1	1	-	-	-	-	-	-	-	-	-	-	4	23711
1	1	1	1	-	-	-	-	-	-	-	-	-	-	-	M.C.
(Z)	(Z)	(Z)	(Z)	(Z)	(Z)	(Z)	(Z)	(Z)	(Z)	(Z)	(Z)	(Z)	(Z)	-	ICC
(Z)	(Z)	(Z)	(Z)	(Z)	(Z)	(Z)	(Z)	(Z)	(Z)	(Z)	(Z)	(Z)	(Z)	-	N-ICC
(Z)	(Z)	(Z)	(Z)	(Z)	(Z)	(Z)	(Z)	(Z)	(Z)	(Z)	(Z)	(Z)	(Z)	(Z)	P.T.
(Z)	(Z)	(Z)	(Z)	(Z)	(Z)	(Z)	(Z)	(Z)	(Z)	(Z)	(Z)	(Z)	(Z)	(Z)	AIR
(Z)	(Z)	(Z)	(Z)	(Z)	(Z)	(Z)	(Z)	(Z)	(Z)	(Z)	(Z)	(Z)	(Z)	(Z)	WATER
(Z)	(Z)	(Z)	(Z)	(Z)	(Z)	(Z)	(Z)	(Z)	(Z)	(Z)	(Z)	(Z)	(Z)	(Z)	P.D.
(Z)	(Z)	(Z)	(Z)	(Z)	(Z)	(Z)	(Z)	(Z)	(Z)	(Z)	(Z)	(Z)	(Z)	(Z)	OT-UK
47	20	8	6	39	8	16	6	10	8	4	5	13	25	8	238
(Z)	(Z)	(Z)	(Z)	(Z)	(Z)	(Z)	(Z)	(Z)	1	-	-	2	5	-	RAIL
28	14	6	4	12	5	6	3	8	6	2	3	7	12	6	M.C.
27	14	6	4	12	5	6	3	7	6	2	3	7	12	6	ICC
1	(Z)	(Z)	(Z)	(Z)	(Z)	(Z)	(Z)	(Z)	(Z)	(Z)	(Z)	(Z)	(Z)	-	N-ICC
12	3	(Z)	(Z)	22	1	8	2	(Z)	(Z)	(Z)	(Z)	(Z)	1	(Z)	P.T.
1	1	(Z)	(Z)	-	-	-	-	(Z)	(Z)	(Z)	(Z)	(Z)	2	-	AIR
5	2	1	1	4	2	1	1	1	1	1	2	(Z)	3	-	WATER
(Z)	(Z)	(Z)	(Z)	(Z)	(Z)	(Z)	(Z)	1	1	1	2	1	2	1	P.D.
(Z)	(Z)	(Z)	(Z)	(Z)	(Z)	(Z)	(Z)	(Z)	(Z)	(Z)	(Z)	(Z)	(Z)	1	OT-UK
20	8	2	1	6	2	10	2	3	2	1	1	2	4	(Z)	2381
13	5	2	1	5	2	2	1	2	2	1	1	(Z)	(Z)	-	RAIL
13	5	2	1	5	2	2	1	2	2	1	1	2	3	-	M.C.
(Z)	(Z)	(Z)	(Z)	(Z)	(Z)	(Z)	(Z)	2	2	1	1	2	3	-	ICC
7	3	(Z)	(Z)	(Z)	(Z)	8	1	-	-	-	-	(Z)	(Z)	-	N-ICC
(Z)	(Z)	(Z)	(Z)	(Z)	(Z)	(Z)	(Z)	(Z)	(Z)	(Z)	(Z)	(Z)	(Z)	-	P.T.
(Z)	(Z)	(Z)	(Z)	(Z)	(Z)	(Z)	(Z)	(Z)	(Z)	(Z)	(Z)	(Z)	(Z)	-	AIR
(Z)	(Z)	(Z)	(Z)	(Z)	(Z)	(Z)	(Z)	(Z)	(Z)	(Z)	(Z)	(Z)	(Z)	-	WATER
(Z)	(Z)	(Z)	(Z)	(Z)	(Z)	(Z)	(Z)	(Z)	(Z)	(Z)	(Z)	(Z)	(Z)	-	P.D.
(Z)	(Z)	(Z)	(Z)	(Z)	(Z)	(Z)	(Z)	(Z)	(Z)	(Z)	(Z)	(Z)	(Z)	(Z)	OT-UK
(Z)	(Z)	(Z)	(Z)	(Z)	(Z)	(Z)	(Z)	(Z)	(Z)	(Z)	(Z)	1	2	(Z)	23811
(Z)	(Z)	(Z)	(Z)	(Z)	(Z)	(Z)	(Z)	(Z)	(Z)	(Z)	(Z)	1	1	-	M.C.
(Z)	(Z)	(Z)	(Z)	(Z)	(Z)	(Z)	(Z)	(Z)	(Z)	(Z)	(Z)	1	1	-	ICC
(Z)	(Z)	(Z)	(Z)	(Z)	(Z)	(Z)	(Z)	(Z)	(Z)	(Z)	(Z)	1	1	-	P.T.



TABLE 2. SHIPMENTS BY MANUFACTURING ESTABLISHMENTS--COMMODITIES AND MEANS OF TRANSPORT BY DESTINATION: 1977--CON.

TCC CODE	COMMODITY AND MEANS OF TRANSPORT	ALL SHIPMENTS						TONS (THOUSANDS) AND TON-MILES (MILLIONS) BY DIVISION OF DESTINATION			
		VALUE (MILLION DOLLARS) (A)	TONS (THOU- SANDS) (B)	TON- MILES (MIL- LIONS) (C)	STANDARD ERROR (PERCENT) FOR COLUMNS--			NEW ENGLAND		MIDDLE ATLANTIC	
					(A)	(B)	(C)	TONS	TON- MILES	TONS	TON- MILES
23811	DRESS GLOVES AND MITTENS, EXC. ALL LEATHER . . . . .	24	1	1	67	56	63	(Z)	(Z)	(Z)	(Z)
	PARCEL DELIVERY . . . . .	1	(Z)	-	42	42	-	-	-	-	-
	OTHER AND UNKNOWN . . . . .										
23812	WORK GLOVES AND MITTENS, EXC. ALL LEATHER . . . . .	297	47	19	12	15	14	1	(Z)	5	1
	RAIL . . . . .	(Z)	(Z)	(Z)	86	88	97	-	-	(Z)	(Z)
	MOTOR CARRIER . . . . .	216	31	14	16	16	16	1	(Z)	4	1
	MOTOR CARRIER, ICC . . . . .	215	31	14	16	16	16	1	(Z)	4	1
	MOTOR CARRIER, NON-ICC . . . . .	1	(Z)	(Z)	79	76	60	-	-	-	-
	PRIVATE TRUCK . . . . .	64	15	4	16	24	30	-	-	(Z)	(Z)
	AIR . . . . .	(Z)	(Z)	(Z)	80	74	60	-	-	(Z)	(Z)
	WATER . . . . .	(Z)	(Z)	(Z)	100	100	100	-	-	-	-
	PARCEL DELIVERY . . . . .	16	2	1	20	21	16	(Z)	(Z)	1	(Z)
	OTHER AND UNKNOWN . . . . .	1	(Z)	-	7	7	-	-	-	-	-
23841	ROBES AND DRESSING GOWNS * . . . . .	275	39	27	28	24	30	2	1	11	3
	RAIL . . . . .	2	(Z)	(Z)	68	62	62	-	-	-	-
	MOTOR CARRIER . . . . .	194	28	17	31	29	32	1	1	6	3
	MOTOR CARRIER, ICC . . . . .	193	28	17	31	29	32	1	1	6	3
	MOTOR CARRIER, NON-ICC . . . . .	(Z)	(Z)	(Z)	100	100	100	-	-	-	-
	PRIVATE TRUCK . . . . .	38	5	2	35	37	51	(Z)	(Z)	4	(Z)
	AIR . . . . .	6	3	4	48	58	66	(Z)	(Z)	(Z)	(Z)
	PARCEL DELIVERY . . . . .	31	3	3	19	20	23	(Z)	(Z)	1	(Z)
	OTHER AND UNKNOWN . . . . .	5	(Z)	(Z)	72	73	100	-	-	(Z)	(Z)
23851	RAINCOATS AND OTHER WATERPROOF OUTER GARMENTS * . . . . .	360	34	11	23	19	27	2	(Z)	7	1
	RAIL . . . . .	4	1	1	100	100	100	-	-	-	-
	MOTOR CARRIER . . . . .	242	17	8	31	27	22	1	(Z)	7	1
	MOTOR CARRIER, ICC . . . . .	214	15	8	32	26	22	1	(Z)	7	1
	MOTOR CARRIER, NON-ICC . . . . .	29	2	(Z)	66	56	86	1	(Z)	-	-
	PRIVATE TRUCK . . . . .	65	15	(Z)	18	15	34	(Z)	(Z)	(Z)	(Z)
	AIR . . . . .	8	(Z)	(Z)	73	71	73	-	-	-	-
	PARCEL DELIVERY . . . . .	36	2	1	22	17	19	(Z)	(Z)	(Z)	(Z)
	OTHER AND UNKNOWN . . . . .	5	(Z)	(Z)	64	64	69	-	-	(Z)	(Z)
23861	LEATHER AND SHEEP LINEO CLOTHING * . . . . .	290	12	6	20	21	22	1	(Z)	5	(Z)
	MOTOR CARRIER . . . . .	141	6	3	20	16	18	(Z)	(Z)	2	(Z)
	MOTOR CARRIER, ICC . . . . .	139	6	3	20	16	18	(Z)	(Z)	2	(Z)
	MOTOR CARRIER, NON-ICC . . . . .	2	(Z)	(Z)	33	32	31	-	-	(Z)	(Z)
	PRIVATE TRUCK . . . . .	25	1	(Z)	52	42	54	(Z)	(Z)	(Z)	(Z)
	AIR . . . . .	5	(Z)	(Z)	63	61	43	-	-	(Z)	(Z)
	PARCEL DELIVERY . . . . .	98	3	2	23	30	32	(Z)	(Z)	1	(Z)
	OTHER AND UNKNOWN . . . . .	20	2	(Z)	90	96	49	-	-	2	(Z)
23871	APPAREL BELTS * . . . . .	279	39	11	13	25	15	7	1	20	1
	MOTOR CARRIER . . . . .	123	17	7	13	30	17	6	1	4	(Z)
	MOTOR CARRIER, ICC . . . . .	119	16	7	12	30	17	6	1	4	(Z)
	MOTOR CARRIER, NON-ICC . . . . .	4	1	(Z)	99	100	100	-	-	1	(Z)
	PRIVATE TRUCK . . . . .	54	15	(Z)	36	50	36	1	(Z)	14	(Z)
	AIR . . . . .	11	1	1	54	56	46	(Z)	(Z)	(Z)	(Z)
	PARCEL DELIVERY . . . . .	72	4	3	23	24	24	(Z)	(Z)	1	(Z)
	OTHER AND UNKNOWN . . . . .	19	2	(Z)	38	25	25	-	-	1	(Z)
23891	APPAREL, NEC * . . . . .	465	67	34	18	20	22	1	(Z)	32	11
	RAIL . . . . .	19	4	6	96	99	98	-	-	(Z)	(Z)
	MOTOR CARRIER . . . . .	256	45	19	23	28	23	(Z)	(Z)	26	8
	MOTOR CARRIER, ICC . . . . .	254	44	19	23	28	23	(Z)	(Z)	26	8
	MOTOR CARRIER, NON-ICC . . . . .	2	(Z)	(Z)	70	71	86	-	-	(Z)	(Z)
	PRIVATE TRUCK . . . . .	86	12	5	49	48	68	(Z)	(Z)	5	3
	AIR . . . . .	24	1	1	30	56	45	(Z)	(Z)	(Z)	(Z)
	PARCEL DELIVERY . . . . .	61	5	3	20	18	18	(Z)	(Z)	1	(Z)
	OTHER AND UNKNOWN . . . . .	19	1	(Z)	42	39	69	(Z)	(Z)	-	-
239	MISCELLANEOUS FABRICATED TEXTILE PRODUCTS . . . . .	9 182	2 062	870	6	9	10	49	21	426	137
	RAIL . . . . .	1 394	254	144	8	10	15	2	2	15	8
	MOTOR CARRIER . . . . .	4 528	1 030	497	10	11	11	30	14	187	73
	MOTOR CARRIER, ICC . . . . .	4 454	1 010	495	10	12	11	29	14	185	73
	MOTOR CARRIER, NON-ICC . . . . .	74	20	2	37	51	30	1	(Z)	2	(Z)
	PRIVATE TRUCK . . . . .	2 052	647	162	16	21	33	10	3	195	51
	AIR . . . . .	104	15	9	20	23	13	(Z)	(Z)	2	1
	WATER . . . . .	5	1	(Z)	33	38	43	-	-	1	(Z)
	PARCEL DELIVERY . . . . .	824	71	44	13	13	13	5	2	14	5
	OTHER AND UNKNOWN . . . . .	274	42	13	15	16	36	1	(Z)	11	(Z)
2391	CURTAINS AND DRAPERIES . . . . .	1 186	216	100	15	14	19	5	3	71	17
	RAIL . . . . .	44	14	12	61	62	65	-	-	(Z)	(Z)
	MOTOR CARRIER . . . . .	435	86	52	24	25	24	1	1	30	7
	MOTOR CARRIER, ICC . . . . .	427	85	52	24	26	24	1	1	29	7
	MOTOR CARRIER, NON-ICC . . . . .	8	1	(Z)	65	65	51	-	-	1	(Z)
	PRIVATE TRUCK . . . . .	482	85	23	29	27	51	3	1	28	9
	AIR . . . . .	4	(Z)	(Z)	69	69	81	-	-	-	-
	WATER . . . . .	2	1	(Z)	100	100	100	-	-	1	(Z)
	PARCEL DELIVERY . . . . .	184	18	10	34	26	28	1	(Z)	2	1
	OTHER AND UNKNOWN . . . . .	36	12	2	65	64	83	(Z)	(Z)	9	(Z)
23911	WINDOW CURTAINS, EXC. LACE . . . . .	640	106	53	25	23	24	3	(Z)	46	3
	RAIL . . . . .	29	10	9	70	72	74	-	-	-	-
	MOTOR CARRIER . . . . .	287	53	29	35	35	32	(Z)	(Z)	21	2
	MOTOR CARRIER, ICC . . . . .	280	51	29	37	36	32	(Z)	(Z)	21	2
	MOTOR CARRIER, NON-ICC . . . . .	7	1	(Z)	58	72	54	-	-	1	(Z)
	PRIVATE TRUCK . . . . .	240	26	9	53	51	49	2	(Z)	14	1
	AIR . . . . .	1	(Z)	(Z)	100	100	100	-	-	-	-
	WATER . . . . .	2	1	(Z)	100	100	100	-	-	1	(Z)
	PARCEL DELIVERY . . . . .	62	6	4	30	27	33	1	(Z)	1	(Z)
	OTHER AND UNKNOWN . . . . .	19	10	1	55	82	63	-	-	9	(Z)
23912	DRAPERIES AND TAPESTRIES . . . . .	546	110	47	13	20	31	2	2	25	15

TONS (THOUSANDS) AND TON-MILES (MILLIONS) BY DIVISION OF DESTINATION--CON.

EAST NORTH CENTRAL		WEST NORTH CENTRAL		SOUTH ATLANTIC		EAST SOUTH CENTRAL		WEST SOUTH CENTRAL		MOUNTAIN		PACIFIC		DESTINATION UNKNOWN	TCC CODE AND MOT
TONS	TON-MILES	TONS	TON-MILES	TONS	TON-MILES	TONS	TON-MILES	TONS	TON-MILES	TONS	TON-MILES	TONS	TON-MILES	TONS	
(Z)	(Z)	(Z)	(Z)	(Z)	(Z)	(Z)	(Z)	(Z)	(Z)	(Z)	(Z)	(Z)	(Z)	(Z)	23811
-	-	-	-	-	-	-	-	-	-	-	-	-	-	(Z)	P.O.
20	8	2	1	5	2	10	2	3	2	1	1	1	2	(Z)	23812
-	-	-	-	-	-	-	-	-	-	-	-	(Z)	(Z)	(Z)	RAIL
13	5	1	1	5	2	2	1	2	2	1	1	1	2	-	M.C.
13	5	1	1	5	2	2	1	2	2	1	1	1	2	-	ICC
(Z)	(Z)	-	-	(Z)	(Z)	-	-	-	-	-	-	-	-	-	N-ICC
7	3	(Z)	(Z)	(Z)	(Z)	8	1	-	-	-	-	(Z)	(Z)	-	P.T.
-	-	-	-	(Z)	(Z)	-	-	(Z)	(Z)	-	-	-	-	-	AIR
(Z)	(Z)	(Z)	(Z)	(Z)	(Z)	(Z)	(Z)	(Z)	(Z)	(Z)	(Z)	(Z)	(Z)	(Z)	WATER
-	-	-	-	-	-	-	-	-	-	-	-	(Z)	(Z)	(Z)	P.O.
-	-	-	-	-	-	-	-	-	-	-	-	-	-	(Z)	OT-UK
10	5	2	1	4	2	1	1	2	1	1	1	6	12	1	23841
-	-	-	-	-	-	-	-	-	-	-	-	(Z)	(Z)	-	RAIL
9	4	1	1	4	1	1	(Z)	1	1	1	1	2	5	1	M.C.
9	4	1	1	4	1	1	(Z)	1	1	1	1	2	5	1	ICC
(Z)	(Z)	-	-	-	-	-	-	-	-	-	-	-	-	-	N-ICC
(Z)	(Z)	(Z)	(Z)	(Z)	(Z)	(Z)	(Z)	(Z)	(Z)	-	-	1	2	-	P.T.
(Z)	(Z)	(Z)	(Z)	-	-	-	-	(Z)	(Z)	-	-	2	4	-	AIR
1	1	(Z)	(Z)	(Z)	(Z)	(Z)	(Z)	(Z)	(Z)	(Z)	1	(Z)	1	-	P.O.
-	-	-	-	-	-	-	-	-	-	-	-	(Z)	(Z)	(Z)	OT-UK
4	2	2	2	16	1	1	(Z)	1	1	(Z)	(Z)	1	3	(Z)	23851
-	-	-	-	(Z)	(Z)	-	-	-	-	-	-	(Z)	1	-	RAIL
3	2	1	1	2	1	1	(Z)	1	1	-	-	1	2	-	M.C.
3	2	1	1	1	1	1	(Z)	1	1	-	-	1	2	-	ICC
(Z)	(Z)	-	-	(Z)	(Z)	-	-	-	-	-	-	-	-	-	N-ICC
(Z)	(Z)	(Z)	(Z)	14	(Z)	(Z)	(Z)	(Z)	(Z)	-	-	(Z)	(Z)	-	P.T.
(Z)	(Z)	-	-	-	-	-	-	-	-	(Z)	(Z)	(Z)	(Z)	-	AIR
(Z)	(Z)	(Z)	(Z)	(Z)	(Z)	(Z)	(Z)	(Z)	(Z)	(Z)	(Z)	(Z)	(Z)	(Z)	P.O.
-	-	-	-	(Z)	(Z)	-	-	-	-	-	-	(Z)	(Z)	(Z)	OT-UK
3	1	1	(Z)	1	1	1	(Z)	1	1	(Z)	(Z)	(Z)	1	-	23861
2	1	(Z)	(Z)	1	(Z)	(Z)	(Z)	1	(Z)	(Z)	(Z)	(Z)	(Z)	(Z)	RAIL
2	1	(Z)	(Z)	1	(Z)	(Z)	(Z)	1	(Z)	(Z)	(Z)	(Z)	(Z)	(Z)	M.C.
(Z)	(Z)	(Z)	(Z)	(Z)	(Z)	-	-	(Z)	(Z)	(Z)	(Z)	(Z)	-	-	ICC
(Z)	(Z)	(Z)	(Z)	(Z)	(Z)	(Z)	(Z)	-	-	-	-	-	-	-	N-ICC
(Z)	(Z)	(Z)	(Z)	(Z)	(Z)	(Z)	(Z)	-	-	-	-	(Z)	(Z)	-	P.T.
1	1	(Z)	(Z)	(Z)	(Z)	(Z)	(Z)	-	-	-	-	(Z)	(Z)	-	AIR
(Z)	(Z)	-	-	-	-	-	-	(Z)	(Z)	(Z)	(Z)	(Z)	(Z)	(Z)	P.O.
-	-	-	-	-	-	-	-	-	-	(Z)	(Z)	(Z)	(Z)	(Z)	OT-UK
3	2	1	1	3	2	1	1	2	2	(Z)	(Z)	1	2	1	23871
2	1	1	(Z)	1	1	(Z)	(Z)	1	1	(Z)	(Z)	1	1	-	M.C.
2	1	1	(Z)	1	1	(Z)	(Z)	1	1	(Z)	(Z)	1	1	-	ICC
-	-	-	-	-	-	-	-	-	-	-	-	-	-	-	N-ICC
(Z)	(Z)	-	-	(Z)	(Z)	-	-	(Z)	(Z)	(Z)	(Z)	(Z)	(Z)	-	P.T.
(Z)	(Z)	(Z)	(Z)	(Z)	(Z)	(Z)	(Z)	(Z)	(Z)	-	-	(Z)	(Z)	-	AIR
1	(Z)	(Z)	(Z)	1	1	(Z)	(Z)	(Z)	(Z)	(Z)	(Z)	(Z)	1	(Z)	P.O.
(Z)	(Z)	-	-	-	-	-	-	-	-	-	-	-	-	(Z)	OT-UK
11	4	2	1	5	2	3	2	2	2	1	2	4	8	7	23891
(Z)	(Z)	(Z)	(Z)	(Z)	(Z)	(Z)	(Z)	(Z)	1	-	-	2	5	-	RAIL
3	2	1	1	3	1	3	2	1	1	1	1	2	3	6	M.C.
3	2	1	1	3	1	3	2	1	1	1	1	2	3	6	ICC
(Z)	(Z)	-	-	(Z)	(Z)	-	-	-	-	-	-	(Z)	(Z)	-	N-ICC
5	1	(Z)	(Z)	1	(Z)	(Z)	(Z)	(Z)	(Z)	(Z)	(Z)	(Z)	(Z)	(Z)	P.T.
1	(Z)	(Z)	(Z)	(Z)	(Z)	(Z)	(Z)	(Z)	(Z)	(Z)	(Z)	(Z)	(Z)	(Z)	AIR
1	(Z)	(Z)	(Z)	1	1	(Z)	(Z)	(Z)	(Z)	(Z)	(Z)	(Z)	(Z)	1	P.O.
(Z)	(Z)	(Z)	(Z)	-	-	(Z)	(Z)	-	-	-	-	-	-	(Z)	OT-UK
440	133	167	93	409	104	82	36	143	92	83	52	190	201	73	239
122	23	36	23	17	8	13	8	11	12	6	6	26	55	5	RAIL
239	82	85	51	195	73	42	19	79	61	51	30	99	93	24	M.C.
239	82	85	51	194	73	42	19	76	61	51	30	85	92	24	ICC
(Z)	(Z)	(Z)	(Z)	1	(Z)	(Z)	(Z)	3	(Z)	-	-	14	1	-	N-ICC
52	19	35	13	186	16	23	6	45	12	21	7	52	35	28	P.T.
7	2	2	1	1	1	(Z)	(Z)	1	1	(Z)	(Z)	2	4	-	AIR
-	-	-	-	-	-	-	-	(Z)	(Z)	-	-	-	-	-	WATER
13	7	8	5	10	5	4	2	6	6	3	3	8	10	(Z)	P.O.
6	(Z)	1	(Z)	1	1	(Z)	(Z)	(Z)	(Z)	3	5	3	6	16	OT-UK
21	13	9	7	56	24	10	7	13	9	5	3	23	17	3	2391
4	2	(Z)	(Z)	2	1	4	4	3	4	-	-	(Z)	1	-	RAIL
12	8	2	2	23	19	3	2	4	3	1	1	9	10	2	M.C.
12	8	2	2	22	19	3	2	4	3	1	1	8	10	2	ICC
(Z)	(Z)	-	-	(Z)	(Z)	-	-	(Z)	(Z)	-	-	(Z)	(Z)	-	N-ICC
2	1	4	3	29	3	1	(Z)	4	1	3	1	11	4	-	P.T.
-	-	-	-	(Z)	(Z)	-	-	-	-	(Z)	(Z)	(Z)	(Z)	-	AIR
-	-	-	-	-	-	-	-	-	-	-	-	-	-	-	WATER
3	1	2	2	2	2	1	1	2	2	(Z)	(Z)	3	2	-	P.O.
(Z)	(Z)	1	1	(Z)	(Z)	(Z)	(Z)	(Z)	(Z)	(Z)	1	(Z)	(Z)	1	OT-UK
11	7	6	5	18	17	4	3	6	7	2	2	8	9	2	23911
3	2	(Z)	(Z)	1	1	2	2	3	4	-	-	(Z)	1	-	RAIL
4	4	1	1	15	15	1	1	2	2	(Z)	(Z)	5	5	2	M.C.
6	4	1	1	15	14	1	1	2	2	(Z)	(Z)	4	5	2	ICC
(Z)	(Z)	-	-	(Z)	(Z)	-	-	(Z)	(Z)	-	-	(Z)	(Z)	-	N-ICC
1	1	4	3	1	(Z)	(Z)	(Z)	(Z)	1	1	(Z)	2	2	-	P.T.
-	-	-	-	(Z)	(Z)	-	-	-	-	-	-	-	-	-	AIR
-	-	-	-	-	-	-	-	-	-	-	-	-	-	-	WATER
1	(Z)	1	1	1	1	(Z)	(Z)	1	1	(Z)	(Z)	1	1	-	P.O.
(Z)	(Z)	(Z)	(Z)	(Z)	(Z)	-	-	(Z)	(Z)	(Z)	1	-	-	(Z)	OT-UK
11	6	3	2	38	7	6	3	7	2	3	1	14	8	1	23912

TABLE 2. SHIPMENTS BY MANUFACTURING ESTABLISHMENTS--COMMOITIES AND MEANS OF TRANSPORT BY DESTINATION: 1977--CON.

TCC CODE	COMMOITY AND MEANS OF TRANSPORT	ALL SHIPMENTS						TONS (THOUSANDS) AND TON-MILES (MILLIONS) BY DIVISION OF DESTINATION					
		VALUE (MILLION DOLLARS) (A)	TONS (THOU- SANDS) (B)	TON- MILES (MIL- LIONS) (C)	STANDARD ERROR (PERCENT) FOR COLUMNS--			NEW ENGLAND		MIDDLE ATLANTIC			
					(A)	(B)	(C)	TONS	TON- MILES	TONS	TON- MILES		
23912	DRAPERIES AND TAPESTRIES												
	RAIL	15	4	3	71	71	82	-	-	(Z)	(Z)		
	MOTOR CARRIER	148	34	23	28	40	39	1	1	8	5		
	MOTOR CARRIER, ICC	147	34	23	27	40	39	1	1	8	5		
	MOTOR CARRIER, NON=ICC	1	(Z)	(Z)	100	100	100	-	-	-	-		
	PRIVATE TRUCK	242	58	14	19	29	63	1	1	14	8		
	AIR	3	(Z)	(Z)	100	100	100	-	-	-	-		
	PARCEL DELIVERY	122	12	6	40	31	32	1	(Z)	1	1		
	OTHER AND UNKNOWN	16	2	1	91	93	100	(Z)	(Z)	(Z)	(Z)		
2392	HOUSE FURNISHINGS, EXC. CURTAINS AND DRAPERIES	3 089	714	340	16	17	14	23	7	137	54		
	RAIL	241	52	49	29	35	31	-	-	3	2		
	MOTOR CARRIER	2 168	474	244	17	17	17	18	6	113	47		
	MOTOR CARRIER, ICC	2 122	459	244	17	17	17	18	6	113	47		
	MOTOR CARRIER, NON=ICC	46	15	1	81	83	82	-	-	(Z)	(Z)		
	PRIVATE TRUCK	497	158	27	40	48	34	2	(Z)	19	3		
	AIR	3	(Z)	(Z)	40	51	46	(Z)	(Z)	(Z)	(Z)		
	WATER	(Z)	(Z)	(Z)	100	100	100	-	-	-	-		
	PARCEL DELIVERY	94	15	9	31	33	33	2	1	3	1		
	OTHER AND UNKNOWN	86	15	10	30	28	46	-	-	(Z)	(Z)		
23921	BEOSPREAS AND BED SETS	187	41	15	28	30	29	2	(Z)	5	3		
	RAIL	3	2	1	99	100	99	-	-	-	-		
	MOTOR CARRIER	134	31	11	26	29	27	2	(Z)	5	3		
	MOTOR CARRIER, ICC	132	30	11	26	29	27	2	(Z)	5	3		
	MOTOR CARRIER, NON=ICC	2	(Z)	(Z)	75	76	76	-	-	-	-		
	PRIVATE TRUCK	10	2	(Z)	22	20	51	-	-	(Z)	(Z)		
	PARCEL DELIVERY	11	2	1	49	34	35	(Z)	(Z)	(Z)	(Z)		
	OTHER AND UNKNOWN	29	5	1	86	87	100	-	-	-	-		
23922	SHEETS AND PILLOWCASES	924	234	96	26	35	15	1	1	34	18		
	RAIL	95	22	14	36	52	41	-	-	3	2		
	MOTOR CARRIER	601	123	70	17	18	19	1	1	26	15		
	MOTOR CARRIER, ICC	601	122	70	17	18	19	1	1	26	15		
	MOTOR CARRIER, NON=ICC	(Z)	(Z)	(Z)	100	100	100	-	-	-	-		
	PRIVATE TRUCK	221	89	11	64	67	44	(Z)	(Z)	5	1		
	AIR	(Z)	(Z)	(Z)	100	100	100	-	-	-	-		
	PARCEL DELIVERY	5	1	(Z)	17	16	18	(Z)	(Z)	(Z)	(Z)		
	OTHER AND UNKNOWN	2	(Z)	1	87	91	100	-	-	-	-		
23923	TOWELS AND WASHCLOTHS	1 028	187	119	38	38	34	4	3	50	22		
	RAIL	109	17	30	51	46	48	-	-	-	-		
	MOTOR CARRIER	692	130	67	42	39	41	3	2	44	21		
	MOTOR CARRIER, ICC	692	130	67	42	39	41	3	2	44	21		
	PRIVATE TRUCK	153	29	10	55	59	71	(Z)	(Z)	4	1		
	AIR	(Z)	(Z)	(Z)	100	100	100	-	-	(Z)	(Z)		
	PARCEL DELIVERY	44	7	4	57	63	62	1	(Z)	1	1		
	OTHER AND UNKNOWN	29	4	9	53	56	54	-	-	(Z)	(Z)		
23924	TABLECLOTHS AND NAPKINS	224	52	36	40	50	49	4	1	13	2		
	MOTOR CARRIER	196	46	34	44	52	52	3	1	10	1		
	MOTOR CARRIER, ICC	196	46	34	44	52	52	3	1	10	1		
	PRIVATE TRUCK	11	4	(Z)	75	83	78	-	-	3	(Z)		
	PARCEL DELIVERY	16	3	2	25	29	27	1	(Z)	(Z)	(Z)		
	OTHER AND UNKNOWN	1	(Z)	-	-	-	-	-	-	-	-		
23927	SLIP COVERS	65	9	4	46	38	37	(Z)	(Z)	3	1		
	MOTOR CARRIER	44	6	3	36	37	34	(Z)	(Z)	2	(Z)		
	MOTOR CARRIER, ICC	44	6	3	36	37	34	(Z)	(Z)	2	(Z)		
	PRIVATE TRUCK	20	2	1	76	61	67	-	-	1	(Z)		
	PARCEL DELIVERY	1	(Z)	(Z)	76	80	73	(Z)	(Z)	(Z)	(Z)		
	OTHER AND UNKNOWN	(Z)	(Z)	-	-	-	-	-	-	-	-		
23928	COMFORTERS AND QUILTS	82	17	6	51	62	44	1	(Z)	10	2		
	MOTOR CARRIER	75	15	6	48	53	42	1	(Z)	8	2		
	MOTOR CARRIER, ICC	75	15	6	48	53	42	1	(Z)	8	2		
	PRIVATE TRUCK	5	2	(Z)	86	97	87	(Z)	(Z)	2	(Z)		
	AIR	2	(Z)	(Z)	64	62	58	-	-	-	-		
	PARCEL DELIVERY	1	(Z)	(Z)	66	67	65	-	-	(Z)	(Z)		
23929	HOUSE FURNISHINGS, NEC	281	65	26	26	32	27	4	(Z)	7	2		
	RAIL	2	(Z)	1	79	71	91	-	-	(Z)	(Z)		
	MOTOR CARRIER	211	48	23	28	35	31	3	(Z)	6	2		
	MOTOR CARRIER, ICC	175	36	22	21	32	30	3	(Z)	6	2		
	MOTOR CARRIER, NON=ICC	36	11	1	100	100	100	-	-	(Z)	(Z)		
	PRIVATE TRUCK	37	11	1	54	56	76	(Z)	(Z)	1	(Z)		
	AIR	(Z)	(Z)	(Z)	90	87	95	-	-	(Z)	(Z)		
	PARCEL DELIVERY	12	2	1	61	51	52	(Z)	(Z)	(Z)	(Z)		
	OTHER AND UNKNOWN	18	4	(Z)	29	29	41	-	-	-	-		
23931	TEXTILE BAGS *	415	207	63	22	21	17	2	(Z)	41	7		
	RAIL	3	4	6	74	89	95	-	-	-	-		
	MOTOR CARRIER	257	93	30	26	20	16	(Z)	(Z)	8	3		
	MOTOR CARRIER, ICC	255	92	30	26	20	16	(Z)	(Z)	8	3		
	MOTOR CARRIER, NON=ICC	2	1	(Z)	67	65	52	-	-	-	-		
	PRIVATE TRUCK	108	106	24	20	30	32	1	(Z)	32	3		
	AIR	4	(Z)	(Z)	62	65	59	-	-	(Z)	(Z)		
	PARCEL DELIVERY	37	2	2	62	52	78	(Z)	(Z)	1	1		
	OTHER AND UNKNOWN	6	1	(Z)	43	42	72	-	-	(Z)	(Z)		
2394	CANVAS PRODUCTS, EXC. BAGS	404	78	40	19	23	27	7	4	14	6		
	RAIL	14	2	2	89	76	77	-	-	-	-		
	MOTOR CARRIER	196	50	29	25	26	29	4	4	6	1		
	MOTOR CARRIER, ICC	195	50	29	25	26	29	4	4	6	1		
	MOTOR CARRIER, NON=ICC	(Z)	(Z)	(Z)	56	56	85	-	-	-	-		
	PRIVATE TRUCK	113	16	6	35	40	60	(Z)	(Z)	6	4		
	AIR	6	(Z)	(Z)	76	66	84	-	-	(Z)	(Z)		





TABLE 2. SHIPMENTS BY MANUFACTURING ESTABLISHMENTS--COMMODITIES AND MEANS OF TRANSPORT BY DESTINATION: 1977--CON.

TCC CODE	COMMODITY AND MEANS OF TRANSPORT	ALL SHIPMENTS						TONS (THOUSANDS) AND TON-MILES (MILLIONS) BY DIVISION OF DESTINATION					
		VALUE (MILLION DOLLARS) (A)	TONS (THOU- SANDS) (B)	TON- MILES (MIL- LIONS) (C)	STANDARD ERROR (PERCENT) FOR COLUMNS--			NEW ENGLAND		MIDDLE ATLANTIC			
					(A)	(B)	(C)	TONS	TON- MILES	TONS	TON- MILES		
2394	CANVAS PRODUCTS, EXC. BAGS												
	PARCEL DELIVERY	55	6	3	23	26	29	(Z)	(Z)	1	(Z)	(Z)	(Z)
	OTHER AND UNKNOWN	21	3	(Z)	47	70	85	1	(Z)	1	(Z)	(Z)	(Z)
23941	TENTS	179	32	24	38	43	47	4	3	6	4		
	RAIL	14	2	2	89	76	77	-	-	-	-	-	-
	MOTOR CARRIER	91	19	15	34	41	41	3	3	2	1		
	MOTOR CARRIER, ICC	91	19	15	34	41	41	3	3	2	1		
	MOTOR CARRIER, NON-ICC	(Z)	(Z)	(Z)	56	56	85	-	-	-	-	-	-
	PRIVATE TRUCK	62	10	6	45	48	65	(Z)	(Z)	4	4		
	PARCEL DELIVERY	12	1	1	23	30	33	(Z)	(Z)	(Z)	(Z)	(Z)	(Z)
	OTHER AND UNKNOWN	(Z)	(Z)	(Z)	100	100	100	-	-	(Z)	(Z)	(Z)	(Z)
23943	TARPAULINS	94	31	10	29	30	38	3	1	5	1		
	MOTOR CARRIER	65	23	9	33	36	39	1	1	2	(Z)	(Z)	(Z)
	MOTOR CARRIER, ICC	65	23	9	33	36	39	1	1	2	(Z)	(Z)	(Z)
	PRIVATE TRUCK	12	3	(Z)	57	61	73	-	-	2	(Z)	(Z)	(Z)
	PARCEL DELIVERY	9	2	(Z)	51	51	53	(Z)	(Z)	(Z)	(Z)	(Z)	(Z)
	OTHER AND UNKNOWN	8	3	(Z)	77	77	83	1	(Z)	1	(Z)	(Z)	(Z)
23944	SAILS	49	1	(Z)	37	42	65	(Z)	(Z)	(Z)	(Z)	(Z)	(Z)
	MOTOR CARRIER	6	(Z)	(Z)	56	57	57	(Z)	(Z)	(Z)	(Z)	(Z)	(Z)
	MOTOR CARRIER, ICC	6	(Z)	(Z)	56	57	57	(Z)	(Z)	(Z)	(Z)	(Z)	(Z)
	PRIVATE TRUCK	12	(Z)	(Z)	68	75	63	(Z)	(Z)	(Z)	(Z)	(Z)	(Z)
	AIR	6	(Z)	(Z)	79	75	87	-	-	(Z)	(Z)	(Z)	(Z)
	PARCEL DELIVERY	15	(Z)	(Z)	57	52	47	(Z)	(Z)	(Z)	(Z)	(Z)	(Z)
	OTHER AND UNKNOWN	10	(Z)	(Z)	56	55	82	-	-	(Z)	(Z)	(Z)	(Z)
23949	CANVAS PRODUCTS, NEC	38	5	2	43	41	49	-	-	1	(Z)	(Z)	(Z)
	MOTOR CARRIER	10	1	1	81	85	87	-	-	-	-	-	-
	MOTOR CARRIER, ICC	10	1	1	81	85	87	-	-	-	-	-	-
	PRIVATE TRUCK	13	1	(Z)	61	45	56	-	-	-	-	-	-
	PARCEL DELIVERY	13	2	1	60	54	62	-	-	(Z)	(Z)	(Z)	(Z)
	OTHER AND UNKNOWN	2	(Z)	(Z)	100	100	100	-	-	(Z)	(Z)	(Z)	(Z)
23951	TEXTILE PRODUCTS: PLEATED, QUILTED, EMBROIDERED *	783	219	99	14	18	14	4	1	157	65		
	RAIL	1	(Z)	(Z)	96	93	92	-	-	-	-	-	-
	MOTOR CARRIER	294	33	19	14	17	15	2	(Z)	11	2		
	MOTOR CARRIER, ICC	284	31	19	14	16	15	1	(Z)	10	2		
	MOTOR CARRIER, NON-ICC	10	2	(Z)	47	48	53	1	(Z)	1	(Z)	(Z)	(Z)
	PRIVATE TRUCK	274	172	71	21	23	33	1	(Z)	142	63		
	AIR	18	1	1	58	60	32	(Z)	(Z)	(Z)	(Z)	(Z)	(Z)
	PARCEL DELIVERY	164	11	7	27	32	25	1	(Z)	2	1		
	OTHER AND UNKNOWN	32	2	1	38	42	82	(Z)	(Z)	1	(Z)	(Z)	(Z)
23961	AUTOMOTIVE TRIMMINGS AND APPAREL FINISHINGS, TEXTILE *	2 124	327	89	8	7	12	4	3	48	8		
	RAIL	1 020	147	51	11	10	17	2	2	11	5		
	MOTOR CARRIER	540	85	26	14	14	18	2	1	8	2		
	MOTOR CARRIER, ICC	537	85	26	14	14	18	2	1	8	2		
	MOTOR CARRIER, NON-ICC	2	(Z)	(Z)	78	62	51	-	-	(Z)	(Z)	(Z)	(Z)
	PRIVATE TRUCK	359	69	3	19	17	26	-	-	23	1		
	AIR	41	9	5	18	37	19	(Z)	(Z)	1	(Z)	(Z)	(Z)
	PARCEL DELIVERY	78	6	5	25	24	18	(Z)	(Z)	2	(Z)	(Z)	(Z)
	OTHER AND UNKNOWN	86	10	(Z)	30	33	31	-	-	3	(Z)	(Z)	(Z)
2399	FABRICATED TEXTILE PRODUCTS, NEC	1 155	362	174	19	27	32	5	3	40	11		
	RAIL	92	44	30	20	18	19	(Z)	(Z)	(Z)	(Z)	(Z)	(Z)
	MOTOR CARRIER	716	211	99	14	17	15	4	2	18	10		
	MOTOR CARRIER, ICC	713	210	98	14	17	15	4	2	18	10		
	MOTOR CARRIER, NON-ICC	3	(Z)	(Z)	54	50	91	-	-	(Z)	(Z)	(Z)	(Z)
	PRIVATE TRUCK	203	92	38	67	75	87	(Z)	(Z)	17	1		
	AIR	22	4	2	39	21	30	(Z)	(Z)	(Z)	(Z)	(Z)	(Z)
	WATER	2	(Z)	(Z)	36	44	44	-	-	(Z)	(Z)	(Z)	(Z)
	PARCEL DELIVERY	108	10	5	18	25	23	1	(Z)	4	1		
	OTHER AND UNKNOWN	11	1	(Z)	51	51	78	-	-	(Z)	(Z)	(Z)	(Z)
23991	AUTOMOBILE SEAT COVERS	49	14	5	42	47	43	(Z)	(Z)	1	(Z)	(Z)	(Z)
	RAIL	21	7	3	39	57	46	-	-	-	-	-	-
	MOTOR CARRIER	23	5	1	100	100	100	(Z)	(Z)	1	(Z)	(Z)	(Z)
	MOTOR CARRIER, ICC	23	5	1	100	100	100	(Z)	(Z)	1	(Z)	(Z)	(Z)
	PRIVATE TRUCK	3	1	2	100	100	100	-	-	-	-	-	-
	AIR	(Z)	(Z)	(Z)	100	100	100	-	-	-	-	-	-
	PARCEL DELIVERY	2	1	(Z)	100	100	100	(Z)	(Z)	(Z)	(Z)	(Z)	(Z)
23993	SLEEPING BAGS	43	9	6	25	34	25	(Z)	(Z)	1	1		
	MOTOR CARRIER	25	6	3	30	37	22	(Z)	(Z)	(Z)	(Z)	(Z)	(Z)
	MOTOR CARRIER, ICC	23	6	3	30	37	22	(Z)	(Z)	(Z)	(Z)	(Z)	(Z)
	MOTOR CARRIER, NON-ICC	2	(Z)	(Z)	58	56	88	-	-	-	-	-	-
	PRIVATE TRUCK	9	2	2	47	53	57	-	-	(Z)	1		
	PARCEL DELIVERY	7	(Z)	(Z)	50	29	39	-	-	(Z)	(Z)	(Z)	(Z)
	OTHER AND UNKNOWN	2	(Z)	(Z)	4	10	100	-	-	(Z)	(Z)	(Z)	(Z)
23994	PARACHUTES	34	2	1	12	12	13	(Z)	(Z)	(Z)	(Z)	(Z)	(Z)
	MOTOR CARRIER	34	2	1	12	12	13	(Z)	(Z)	(Z)	(Z)	(Z)	(Z)
	MOTOR CARRIER, ICC	34	2	1	12	12	13	(Z)	(Z)	(Z)	(Z)	(Z)	(Z)
	PRIVATE TRUCK	(Z)	(Z)	(Z)	100	100	100	-	-	-	-	-	-
	PARCEL DELIVERY	(Z)	(Z)	(Z)	49	43	44	(Z)	(Z)	(Z)	(Z)	(Z)	(Z)
23999	FABRICATED TEXTILE PRODUCTS, NEC	1 028	337	161	21	29	34	4	2	38	10		
	RAIL	72	37	27	27	22	22	(Z)	(Z)	(Z)	(Z)	(Z)	(Z)
	MOTOR CARRIER	633	197	93	15	18	16	4	2	17	9		
	MOTOR CARRIER, ICC	633	197	93	15	18	16	4	2	17	9		
	MOTOR CARRIER, NON-ICC	1	(Z)	(Z)	98	96	100	-	-	(Z)	(Z)	(Z)	(Z)
	PRIVATE TRUCK	191	90	34	69	76	90	(Z)	(Z)	17	(Z)	(Z)	(Z)
	AIR	22	4	2	39	21	31	(Z)	(Z)	(Z)	(Z)	(Z)	(Z)
	WATER	2	(Z)	(Z)	36	44	44	-	-	(Z)	(Z)	(Z)	(Z)
	PARCEL DELIVERY	99	9	5	19	23	25	(Z)	(Z)	3	(Z)	(Z)	(Z)

TONS (THOUSANDS) AND TON-MILES (MILLIONS) BY DIVISION OF DESTINATION--CON.

EAST NORTH CENTRAL		WEST NORTH CENTRAL		SOUTH ATLANTIC		EAST SOUTH CENTRAL		WEST SOUTH CENTRAL		MOUNTAIN		PACIFIC		DESTINATION UNKNOWN	TCC CODE AND MOT
TONS	TON-MILES	TONS	TON-MILES	TONS	TON-MILES	TONS	TON-MILES	TONS	TON-MILES	TONS	TON-MILES	TONS	TON-MILES	TONS	
1	(Z)	1	(Z)	1	(Z)	1	(Z)	(Z)	(Z)	(Z)	(Z)	1	1	(Z)	2394 P.D. OT-UK
4	1	2	2	3	1	(Z)	(Z)	5	3	(Z)	1	7	8	-	23941
2	1	1	1	3	1	(Z)	(Z)	2	2	(Z)	(Z)	(Z)	(Z)	-	RAIL
2	1	1	1	3	1	(Z)	(Z)	2	1	(Z)	(Z)	5	8	-	M.C.
2	(Z)	1	1	(Z)	(Z)	(Z)	(Z)	(Z)	(Z)	(Z)	(Z)	(Z)	(Z)	-	ICC
(Z)	(Z)	(Z)	(Z)	(Z)	(Z)	(Z)	(Z)	(Z)	(Z)	(Z)	(Z)	(Z)	(Z)	-	N-ICC
(Z)	(Z)	(Z)	(Z)	(Z)	(Z)	(Z)	(Z)	(Z)	(Z)	(Z)	(Z)	(Z)	(Z)	-	P.T.
(Z)	(Z)	(Z)	(Z)	(Z)	(Z)	(Z)	(Z)	(Z)	(Z)	(Z)	(Z)	(Z)	(Z)	-	P.D.
(Z)	(Z)	(Z)	(Z)	(Z)	(Z)	(Z)	(Z)	(Z)	(Z)	(Z)	(Z)	(Z)	(Z)	-	OT-UK
3	(Z)	3	1	8	3	7	3	2	1	(Z)	(Z)	(Z)	(Z)	(Z)	23943
3	(Z)	3	1	7	3	6	3	2	1	(Z)	(Z)	(Z)	(Z)	-	M.C.
3	(Z)	3	1	7	3	6	3	2	1	(Z)	(Z)	(Z)	(Z)	-	ICC
(Z)	(Z)	(Z)	(Z)	1	(Z)	(Z)	(Z)	(Z)	(Z)	(Z)	(Z)	(Z)	(Z)	-	P.T.
(Z)	(Z)	(Z)	(Z)	(Z)	(Z)	(Z)	(Z)	(Z)	(Z)	(Z)	(Z)	(Z)	(Z)	-	P.D.
(Z)	(Z)	(Z)	(Z)	(Z)	(Z)	(Z)	(Z)	(Z)	(Z)	(Z)	(Z)	(Z)	(Z)	-	OT-UK
(Z)	(Z)	(Z)	(Z)	(Z)	(Z)	(Z)	(Z)	(Z)	(Z)	(Z)	(Z)	(Z)	(Z)	(Z)	23944
(Z)	(Z)	(Z)	(Z)	(Z)	(Z)	(Z)	(Z)	(Z)	(Z)	(Z)	(Z)	(Z)	(Z)	-	M.C.
(Z)	(Z)	(Z)	(Z)	(Z)	(Z)	(Z)	(Z)	(Z)	(Z)	(Z)	(Z)	(Z)	(Z)	-	ICC
(Z)	(Z)	(Z)	(Z)	(Z)	(Z)	(Z)	(Z)	(Z)	(Z)	(Z)	(Z)	(Z)	(Z)	-	P.T.
(Z)	(Z)	(Z)	(Z)	(Z)	(Z)	(Z)	(Z)	(Z)	(Z)	(Z)	(Z)	(Z)	(Z)	-	AIR
(Z)	(Z)	(Z)	(Z)	(Z)	(Z)	(Z)	(Z)	(Z)	(Z)	(Z)	(Z)	(Z)	(Z)	-	P.D.
(Z)	(Z)	(Z)	(Z)	(Z)	(Z)	(Z)	(Z)	(Z)	(Z)	(Z)	(Z)	(Z)	(Z)	-	OT-UK
(Z)	(Z)	1	(Z)	(Z)	(Z)	1	(Z)	(Z)	(Z)	(Z)	(Z)	1	1	-	23949
(Z)	(Z)	1	(Z)	(Z)	(Z)	1	(Z)	(Z)	(Z)	(Z)	(Z)	(Z)	(Z)	-	M.C.
(Z)	(Z)	1	(Z)	(Z)	(Z)	1	(Z)	(Z)	(Z)	(Z)	(Z)	(Z)	(Z)	-	ICC
(Z)	(Z)	(Z)	(Z)	(Z)	(Z)	(Z)	(Z)	(Z)	(Z)	(Z)	(Z)	(Z)	(Z)	-	P.T.
(Z)	(Z)	(Z)	(Z)	(Z)	(Z)	(Z)	(Z)	(Z)	(Z)	(Z)	(Z)	(Z)	(Z)	-	P.D.
(Z)	(Z)	(Z)	(Z)	(Z)	(Z)	(Z)	(Z)	(Z)	(Z)	(Z)	(Z)	(Z)	(Z)	-	OT-UK
15	10	2	2	15	8	6	5	4	3	1	2	14	5	(Z)	23951
(Z)	(Z)	-	-	(Z)	(Z)	-	-	-	-	-	-	-	-	-	RAIL
7	5	1	2	6	4	2	1	1	2	1	1	2	2	-	M.C.
7	5	1	2	6	4	2	1	1	2	1	1	2	2	-	ICC
(Z)	(Z)	(Z)	(Z)	6	4	2	1	1	2	1	1	2	2	-	P.T.
5	3	-	-	8	2	3	3	1	(Z)	-	-	11	1	-	N-ICC
(Z)	(Z)	(Z)	(Z)	(Z)	(Z)	(Z)	(Z)	(Z)	(Z)	(Z)	(Z)	(Z)	1	-	AIR
3	1	1	1	1	1	1	1	1	1	(Z)	1	1	1	(Z)	P.D.
(Z)	(Z)	-	-	(Z)	1	-	-	-	-	-	-	(Z)	(Z)	(Z)	OT-UK
162	18	43	20	17	7	7	3	6	7	(Z)	(Z)	11	23	29	23961
91	10	23	13	6	4	3	1	3	3	-	-	7	14	-	RAIL
46	6	16	5	6	2	3	2	1	1	(Z)	(Z)	3	6	-	M.C.
46	6	16	5	6	2	3	2	1	1	(Z)	(Z)	3	6	-	ICC
(Z)	(Z)	-	-	-	-	-	-	-	-	-	-	-	-	-	N-ICC
14	(Z)	2	1	3	1	(Z)	(Z)	-	-	-	-	(Z)	(Z)	28	P.T.
5	1	1	1	1	(Z)	(Z)	(Z)	1	1	-	-	1	2	-	AIR
1	(Z)	(Z)	(Z)	1	(Z)	(Z)	(Z)	1	2	(Z)	(Z)	(Z)	1	-	P.D.
6	(Z)	-	-	(Z)	(Z)	-	-	-	-	-	-	-	-	1	OT-UK
112	31	36	25	107	24	15	3	11	9	2	3	34	64	1	23991
21	9	9	6	6	1	(Z)	(Z)	2	1	(Z)	(Z)	5	12	-	RAIL
84	20	25	17	52	17	6	2	8	6	2	3	12	22	-	M.C.
84	20	25	17	52	17	6	2	8	6	2	3	12	22	-	ICC
-	-	-	-	-	-	-	-	-	-	-	-	(Z)	(Z)	-	N-ICC
3	1	(Z)	(Z)	47	4	8	2	1	1	-	-	15	29	-	P.T.
2	1	1	(Z)	(Z)	(Z)	(Z)	(Z)	(Z)	(Z)	(Z)	(Z)	(Z)	1	-	AIR
-	-	-	-	-	-	-	-	-	-	-	-	-	-	-	WATER
2	1	1	1	1	1	(Z)	(Z)	(Z)	(Z)	(Z)	(Z)	1	1	-	P.D.
(Z)	(Z)	(Z)	(Z)	(Z)	(Z)	(Z)	(Z)	(Z)	(Z)	(Z)	(Z)	(Z)	(Z)	-	OT-UK
11	2	(Z)	(Z)	1	(Z)	-	-	-	-	-	-	1	2	-	23991
6	2	-	-	1	(Z)	-	-	-	-	-	-	(Z)	1	-	RAIL
4	1	-	-	-	-	-	-	-	-	-	-	-	-	-	M.C.
4	1	-	-	-	-	-	-	-	-	-	-	-	-	-	ICC
-	-	-	-	-	-	-	-	-	-	-	-	1	2	-	P.T.
(Z)	(Z)	-	-	-	-	-	-	-	-	-	-	-	-	-	AIR
(Z)	(Z)	(Z)	(Z)	(Z)	(Z)	-	-	-	-	-	-	-	-	-	P.D.
2	1	1	1	(Z)	(Z)	1	(Z)	2	1	(Z)	(Z)	2	1	(Z)	23993
1	(Z)	1	1	(Z)	(Z)	(Z)	(Z)	2	(Z)	(Z)	(Z)	2	1	-	M.C.
1	(Z)	1	1	(Z)	(Z)	(Z)	(Z)	2	(Z)	(Z)	(Z)	2	1	-	ICC
-	-	-	-	-	-	-	-	-	-	-	-	(Z)	(Z)	-	N-ICC
(Z)	(Z)	(Z)	(Z)	(Z)	(Z)	(Z)	(Z)	1	1	-	-	-	-	-	P.T.
(Z)	(Z)	(Z)	(Z)	(Z)	(Z)	(Z)	(Z)	-	-	(Z)	(Z)	-	-	-	P.D.
-	-	-	-	-	-	-	-	-	-	-	-	-	-	(Z)	OT-UK
(Z)	(Z)	(Z)	(Z)	1	(Z)	(Z)	(Z)	1	1	(Z)	(Z)	(Z)	(Z)	-	23994
(Z)	(Z)	-	-	1	(Z)	-	-	1	1	(Z)	(Z)	(Z)	(Z)	-	M.C.
(Z)	(Z)	-	-	1	(Z)	-	-	1	1	(Z)	(Z)	(Z)	(Z)	-	ICC
-	-	(Z)	(Z)	-	(Z)	-	-	-	-	-	-	-	-	-	P.T.
-	-	(Z)	(Z)	-	(Z)	(Z)	(Z)	(Z)	(Z)	-	-	-	-	-	P.D.
99	28	35	24	105	23	14	3	8	7	2	3	31	60	1	23999
15	7	9	6	5	1	(Z)	(Z)	2	1	(Z)	(Z)	5	11	-	RAIL
78	18	24	17	52	17	5	1	6	5	2	3	10	20	-	M.C.
78	18	24	17	52	17	5	1	6	5	2	3	10	20	-	ICC
-	-	-	-	-	-	-	-	-	-	-	-	(Z)	(Z)	-	N-ICC
3	1	(Z)	(Z)	47	4	8	2	(Z)	(Z)	(Z)	(Z)	15	27	-	P.T.
2	1	1	(Z)	(Z)	(Z)	(Z)	(Z)	(Z)	(Z)	(Z)	(Z)	(Z)	1	-	AIR
-	-	-	-	-	-	-	-	-	-	-	-	-	-	-	WATER
1	1	1	(Z)	1	1	(Z)	(Z)	(Z)	(Z)	(Z)	(Z)	1	1	-	P.D.



TABLE 2. SHIPMENTS BY MANUFACTURING ESTABLISHMENTS--COMMODITIES AND MEANS OF TRANSPORT BY DESTINATION: 1977--CON.

TCC CODE	COMMODITY AND MEANS OF TRANSPORT	ALL SHIPMENTS						TONS (THOUSANDS) AND TON-MILES (MILLIONS) BY DIVISION OF DESTINATION			
		VALUE (MILLION DOLLARS) (A)	TONS (THOU- SANDS) (B)	TON- MILES (MIL- LIONS) (C)	STANDARD ERROR (PERCENT) FOR COLUMNS--			NEW ENGLAND		MIDDLE ATLANTIC	
					(A)	(B)	(C)	TONS	TON- MILES	TONS	TON- MILES
23999	FABRICATED TEXTILE PRODUCTS, NEC OTHER AND UNKNOWN.	9	1	(Z)	54	56	85	-	-	(Z)	(Z)
24	LUMBER AND WOOD PRODUCTS, EXCEPT FURNITURE <sup>1</sup>	38 987	356 978	57 967	4 13	9	17 196	2 080	9 957	4 518	2 956
	RAIL	9 369	69 670	31 001	6 15	10	2 054	1 433	1 983	1 801	784
	MOTOR CARRIER	8 715	64 623	8 132	11 31	14	12 485	365	1 781	20	6
	MOTOR CARRIER, ICC	7 082	33 965	7 108	9 26	15	4 613	217	1 781	778	778
	MOTOR CARRIER, NON-ICC	1 633	30 659	1 025	36 44	40	7 872	148	20	6	6
	PRIVATE TRUCK	17 937	153 482	17 064	9 27	26	2 657	281	6 163	772	772
	AIR	4	7	1 54	93	53	(Z)	(Z)	(Z)	(Z)	(Z)
	WATER	751	12 912	1 668	10 11	50	-	-	1	3	3
	PIPELINE	-	-	-	100	100	-	-	-	-	-
	PARCEL DELIVERY	99	33	18	36	47	(Z)	(Z)	1	1	1
	OTHER AND UNKNOWN	2 113	56 250	83	12	12	(Z)	(Z)	7	2	2
2411	PRIMARY FOREST AND WOOD RAW MATERIALS *	7 611	295 722	17 274	14 17	30	16 240	229	324	28	28
	RAIL	1 142	45 373	3 272	18 24	29	1 294	15	-	-	-
	MOTOR CARRIER	1 259	46 869	1 489	46 42	34	14 226	198	242	18	18
	MOTOR CARRIER, ICC	397	15 933	831	23 46	49	4 723	24	242	18	18
	MOTOR CARRIER, NON-ICC	862	30 936	659	56 50	52	9 504	174	-	-	-
	PRIVATE TRUCK	3 458	140 851	12 206	29 37	47	720	16	82	10	10
	WATER	618	12 001	258	11 10	8	-	-	-	-	-
	PIPELINE	-	-	-	100	100	-	-	-	-	-
	OTHER AND UNKNOWN	1 133	50 627	49	12 12	24	-	-	-	-	-
24111	SAWLOGS	5 198	130 386	8 734	17 21	54	8 130	138	31	5	5
	RAIL	615	10 219	309	6 5	5	-	-	-	-	-
	MOTOR CARRIER	1 004	23 879	524	52 58	59	8 130	138	-	-	-
	MOTOR CARRIER, ICC	229	691	65	12 16	19	-	-	-	-	-
	MOTOR CARRIER, NON-ICC	775	23 188	458	60 58	63	8 130	138	-	-	-
	PRIVATE TRUCK	2 506	77 298	7 656	31 32	68	-	-	31	5	5
	WATER	579	10 780	205	11 11	9	-	-	-	-	-
	OTHER AND UNKNOWN	493	8 211	40	19 12	29	-	-	-	-	-
24114	PULPWOOD LOGS	323	24 961	2 278	38 39	39	1 165	54	-	-	-
	RAIL	92	7 373	543	77 72	66	112	7	-	-	-
	MOTOR CARRIER	20	2 897	377	36 75	85	332	31	-	-	-
	MOTOR CARRIER, ICC	12	2 308	333	43 93	97	-	-	-	-	-
	MOTOR CARRIER, NON-ICC	8	589	45	73 73	79	332	31	-	-	-
	PRIVATE TRUCK	174	14 415	1 355	40 40	51	720	16	-	-	-
	WATER	5	47	3	56 43	54	-	-	-	-	-
	OTHER AND UNKNOWN	32	229	-	7 7	-	-	-	-	-	-
24115	PULPWOOD AND OTHER WOOD CHIPS	1 584	122 698	5 067	20 30	43	6 945	35	10	2	2
	RAIL	432	27 746	2 408	30 26	36	1 181	6	-	-	-
	MOTOR CARRIER	226	19 027	547	41 44	45	5 764	29	(Z)	1	1
	MOTOR CARRIER, ICC	147	11 878	392	57 61	61	4 723	24	(Z)	1	1
	MOTOR CARRIER, NON-ICC	79	7 149	155	30 27	53	1 042	5	-	-	-
	PRIVATE TRUCK	283	32 563	2 053	73 89	86	-	-	10	1	1
	WATER	34	1 174	50	26 21	10	-	-	-	-	-
	PIPELINE	-	-	-	100	100	-	-	-	-	-
	OTHER AND UNKNOWN	608	42 188	9	14 14	37	-	-	-	-	-
24117	FUELWOOD AND CORDWOOD	16	4 361	140	35 35	61	-	-	-	-	-
	RAIL	(Z)	2	(Z)	100	100	-	-	-	-	-
	MOTOR CARRIER	3	804	16	36 41	35	-	-	-	-	-
	MOTOR CARRIER, ICC	3	804	16	36 41	35	-	-	-	-	-
	PRIVATE TRUCK	12	3 555	124	49 47	72	-	-	-	-	-
24119	PRIMARY FOREST AND WOOD RAW MATERIALS, NEC	7	441	40	50 66	48	1	2	241	17	17
	RAIL	(Z)	6	7	38 34	42	1	2	-	-	-
	MOTOR CARRIER	3	246	23	93 99	76	-	-	241	17	17
	MOTOR CARRIER, ICC	3	246	23	93 99	76	-	-	241	17	17
	MOTOR CARRIER, NON-ICC	(Z)	(Z)	(Z)	100	100	-	-	-	-	-
	PRIVATE TRUCK	4	189	10	59 73	71	-	-	-	-	-
242	SAWMILL AND PLANING MILL PRODUCTS	10 658	60 707	22 716	11 14	18	1 540	653	4 724	1 818	1 818
	RAIL	3 220	15 655	13 939	14 20	21	209	358	554	1 110	1 110
	MOTOR CARRIER	2 142	12 142	2 961	19 25	21	345	111	510	223	223
	MOTOR CARRIER, ICC	1 908	10 297	2 735	18 20	22	345	111	507	222	222
	MOTOR CARRIER, NON-ICC	234	1 845	226	62 66	71	(Z)	(Z)	2	(Z)	(Z)
	PRIVATE TRUCK	4 923	30 290	4 698	17 19	21	986	183	3 660	486	486
	AIR	(Z)	(Z)	(Z)	88 66	87	-	-	-	-	-
	WATER	79	1 299	1 113	29 69	68	-	-	-	-	-
	PARCEL DELIVERY	2	(Z)	(Z)	47 46	42	(Z)	(Z)	(Z)	(Z)	(Z)
	OTHER AND UNKNOWN	292	1 321	4	19 20	99	-	-	(Z)	(Z)	(Z)
2421	LUMBER AND DIMENSION STOCK	10 081	62 420	22 594	11 14	19	2 055	619	5 083	1 838	1 838
	RAIL	3 141	15 175	13 927	15 21	21	171	358	566	1 112	1 112
	MOTOR CARRIER	1 850	10 923	2 891	20 27	21	101	54	445	220	220
	MOTOR CARRIER, ICC	1 660	9 310	2 703	20 22	22	101	54	439	219	219
	MOTOR CARRIER, NON-ICC	191	1 612	187	67 85	81	(Z)	(Z)	6	1	1
	PRIVATE TRUCK	4 724	33 767	4 658	17 19	22	1 782	208	4 072	506	506
	AIR	(Z)	(Z)	(Z)	88 66	87	-	-	-	-	-
	WATER	79	1 299	1 113	29 69	68	-	-	-	-	-
	PARCEL DELIVERY	1	(Z)	(Z)	47 46	42	(Z)	(Z)	(Z)	(Z)	(Z)
	OTHER AND UNKNOWN	285	1 256	4	19 21	99	-	-	(Z)	(Z)	(Z)
24211	LUMBER, SOFTWOOD FLOORING, AND CUT-STOCK	8 243	51 143	20 916	12 16	20	583	453	3 456	1 694	1 694
	RAIL	2 768	13 283	13 206	17 24	23	126	321	539	1 080	1 080
	MOTOR CARRIER	1 348	7 898	2 618	22 29	22	55	27	390	186	186
	MOTOR CARRIER, ICC	1 167	6 466	2 451	24 23	23	55	27	384	185	185
	MOTOR CARRIER, NON-ICC	180	1 432	167	65 83	79	-	-	6	1	1
	PRIVATE TRUCK	3 794	27 423	3 974	18 20	22	402	105	2 527	428	428
	WATER	79	1 299	1 113	29 69	68	-	-	-	-	-
	OTHER AND UNKNOWN	253	1 241	4	21 21	99	-	-	-	-	-
24212	SAWED TIES (RAILROAD, MINE, ETC.)	223	3 121	29 73	73 42	42	56	2	-	-	-

<sup>1</sup>Due to the estimation and benchmarking procedures, lower level data do not necessarily add to higher aggregate totals. (See appendix D for further explanation.) The largest difference occurs in Lumber and Wood Products, major group 24, where the estimated tons for group 24 is approximately 12 percent lower than the sum of the 3-digit groups. This results from a low response rate in group 241, Logging Camps and Contractors (56 percent compared to over 80 percent for the CTS as a whole) which caused substantial distortion in the estimation procedure. In making state estimates for group 24, if group 241 was missing, data from the other 3-digit groups within group 24 were used to represent group 241. Since the other 3-digit groups have a much lower weight/value relationship than group 241, total tons for group 24 tends to be understated. As explained in appendix D, the division and U.S. 2-digit estimates are derived from the state 2-digit estimates, just as division and U.S. 3-digit estimates are derived from the state 3-digit estimates. As a consequence, the division and U.S. estimates for group 24 have a lower pounds per unit value relationship (therefore, a lower total tons) than the sum of the 3-digit estimates.





TABLE 2. SHIPMENTS BY-MANUFACTURING ESTABLISHMENTS--COMMODITIES AND MEANS OF TRANSPORT BY DESTINATION: 1977--CON.

TCC CODE	COMMODITY AND MEANS OF TRANSPORT	ALL SHIPMENTS						TONS (THOUSANDS) AND TON-MILES (MILLIONS) BY DIVISION OF DESTINATION					
		VALUE (MILLION DOLLARS) (A)	TONS (THOU- SANDS) (B)	TON- MILES (MIL- LIONS) (C)	STANDARD ERROR (PERCENT) FOR COLUMNS--			NEW ENGLAND		MIDDLE ATLANTIC			
					(A)	(B)	(C)	TONS	TON- MILES	TONS	TON- MILES		
24212	SAWED TIES (RAILROAD, MINE, ETC.)												
	RAIL	55	711	26	57	59	46	19	(Z)	-	-	-	-
	MOTOR CARRIER	164	2 384	(Z)	94	94	100	20	(Z)	-	-	-	-
	MOTOR CARRIER, ICC	164	2 384	(Z)	94	94	100	20	(Z)	-	-	-	-
	PRIVATE TRUCK	2	26	2	28	48	42	16	2	-	-	-	-
	OTHER AND UNKNOWN	1	(Z)	-	89	89	-	-	-	-	-	-	-
24214	HARDWOOD DIMENSION STOCK AND FURNITURE PARTS	723	4 130	439	29	34	49	1 345	120	1 519	93		
	RAIL	63	97	95	87	72	81	10	11	13	11		
	MOTOR CARRIER	128	136	64	46	40	60	16	19	15	14		
	MOTOR CARRIER, ICC	127	136	64	46	40	60	16	19	15	14		
	MOTOR CARRIER, NON-ICC	1	(Z)	(Z)	50	57	76	(Z)	(Z)	(Z)	(Z)		
	PRIVATE TRUCK	502	3 885	280	24	42	35	1 320	89	1 490	69		
	AIR	(Z)	(Z)	(Z)	88	66	87	-	-	-	-		
	PARCEL DELIVERY	1	(Z)	(Z)	55	37	45	(Z)	(Z)	(Z)	(Z)		
	OTHER AND UNKNOWN	28	11	(Z)	16	10	1	-	-	-	-		
24215	HARDWOOD FLOORING	163	287	184	30	39	31	35	29	58	23		
	RAIL	39	62	88	39	37	43	10	13	8	9		
	MOTOR CARRIER	67	105	62	33	37	38	7	6	13	7		
	MOTOR CARRIER, ICC	67	104	62	33	38	38	7	6	13	7		
	MOTOR CARRIER, NON-ICC	(Z)	1	(Z)	100	100	100	-	-	-	-		
	PRIVATE TRUCK	54	116	33	50	58	56	17	10	36	8		
	PARCEL DELIVERY	(Z)	(Z)	(Z)	99	99	98	-	-	-	-		
	OTHER AND UNKNOWN	2	4	-	62	62	-	-	-	-	-		
2429	MISCELLANEOUS SAWMILL AND PLANING MILL PRODUCTS	415	4 076	820	17	41	20	392	89	292	9		
	RAIL	121	913	344	26	53	24	2	2	3	3		
	MOTOR CARRIER	165	1 439	287	23	56	31	336	62	1	(Z)		
	MOTOR CARRIER, ICC	119	1 164	245	28	24	35	336	62	1	(Z)		
	MOTOR CARRIER, NON-ICC	47	275	42	31	96	76	-	-	-	-		
	PRIVATE TRUCK	113	1 680	189	26	75	33	54	25	289	6		
	WATER	(Z)	1	1	69	69	70	-	-	-	-		
	OTHER AND UNKNOWN	16	43	-	-	-	-	-	-	-	-		
24291	SHINGLES	235	612	401	22	21	27	-	-	1	1		
	RAIL	73	187	220	31	24	31	-	-	1	1		
	MOTOR CARRIER	97	261	111	36	40	18	-	-	-	-		
	MOTOR CARRIER, ICC	91	242	103	38	43	18	-	-	-	-		
	MOTOR CARRIER, NON-ICC	6	18	8	80	82	80	-	-	-	-		
	PRIVATE TRUCK	50	124	71	41	43	51	-	-	-	-		
	OTHER AND UNKNOWN	15	41	-	-	-	-	-	-	-	-		
24292	COOPERAGE STOCK	85	352	61	35	42	38	-	-	-	-		
	RAIL	2	6	3	95	95	99	-	-	-	-		
	MOTOR CARRIER	50	182	53	46	56	47	-	-	-	-		
	MOTOR CARRIER, ICC	10	61	23	81	80	66	-	-	-	-		
	MOTOR CARRIER, NON-ICC	40	121	30	24	24	40	-	-	-	-		
	PRIVATE TRUCK	32	160	6	69	69	76	-	-	-	-		
	OTHER AND UNKNOWN	1	3	-	-	-	-	-	-	-	-		
24293	SHAVINGS AND SAWDUST	36	2 808	231	45	48	44	373	87	284	6		
	RAIL	6	490	29	73	84	56	(Z)	(Z)	-	-		
	MOTOR CARRIER	11	970	95	54	66	58	336	62	1	(Z)		
	MOTOR CARRIER, ICC	11	835	90	57	30	68	336	62	1	(Z)		
	MOTOR CARRIER, NON-ICC	1	135	5	100	100	99	-	-	-	-		
	PRIVATE TRUCK	19	1 348	108	67	80	52	37	24	284	6		
24299	SAWMILL AND PLANING MILL PRODUCTS, NEC	48	245	89	33	24	42	18	1	5	1		
	RAIL	32	186	59	16	27	24	-	-	-	-		
	MOTOR CARRIER	5	16	26	69	69	69	-	-	-	-		
	MOTOR CARRIER, ICC	5	16	26	69	69	69	-	-	-	-		
	PRIVATE TRUCK	11	42	3	63	30	34	18	1	5	1		
	WATER	(Z)	1	1	69	69	70	-	-	-	-		
243	MILLWORK, PLYWOOD, AND PREFABRICATED WOOD PRODUCTS	15 982	26 258	11 803	6	11	11	577	742	1 465	1 208		
	RAIL	3 899	8 790	8 708	12	14	13	348	686	708	1 037		
	MOTOR CARRIER	3 838	4 973	1 460	7	12	10	47	25	269	106		
	MOTOR CARRIER, ICC	3 265	3 811	1 301	8	11	10	45	25	266	105		
	MOTOR CARRIER, NON-ICC	573	1 162	159	25	36	35	2	1	3	2		
	PRIVATE TRUCK	7 614	11 346	1 523	10	17	19	182	31	489	65		
	AIR	2	6	1	86	98	70	-	-	(Z)	(Z)		
	WATER	53	66	86	54	36	66	-	-	-	-		
	PARCEL DELIVERY	20	14	7	32	65	75	(Z)	(Z)	(Z)	(Z)		
	OTHER AND UNKNOWN	555	1 061	19	31	60	93	-	-	-	-		
2431	MILLWORK	3 864	2 968	1 987	13	15	28	73	51	275	208		
	RAIL	1 147	1 208	1 501	27	24	34	35	43	106	176		
	MOTOR CARRIER	551	335	165	13	16	20	3	2	33	14		
	MOTOR CARRIER, ICC	531	320	158	13	17	21	3	2	32	13		
	MOTOR CARRIER, NON-ICC	20	16	7	73	83	71	-	-	(Z)	(Z)		
	PRIVATE TRUCK	1 982	1 326	263	21	26	35	35	6	137	18		
	AIR	(Z)	(Z)	(Z)	85	69	75	-	-	(Z)	(Z)		
	WATER	22	20	52	73	85	99	-	-	-	-		
	PARCEL DELIVERY	16	10	6	53	89	95	(Z)	(Z)	(Z)	(Z)		
	OTHER AND UNKNOWN	147	68	-	35	35	-	-	-	-	-		
24311	WINDOW UNITS, WOOD	639	295	156	13	12	10	33	16	52	44		
	RAIL	275	139	103	8	7	13	14	15	41	34		
	MOTOR CARRIER	141	67	35	14	14	19	1	(Z)	9	7		
	MOTOR CARRIER, ICC	141	67	35	14	14	19	1	(Z)	9	7		
	PRIVATE TRUCK	197	78	18	40	37	26	18	1	2	3		
	PARCEL DELIVERY	(Z)	(Z)	(Z)	53	41	46	(Z)	(Z)	(Z)	(Z)		
	OTHER AND UNKNOWN	25	12	-	79	79	-	-	-	-	-		
24312	WINDOW SASH, WOOD	129	65	13	46	45	80	-	-	31	2		
	RAIL	9	8	7	100	100	100	-	-	-	-		





TABLE 2. SHIPMENTS BY MANUFACTURING ESTABLISHMENTS--COMMODITIES AND MEANS OF TRANSPORT BY DESTINATION: 1977--CON.

TCC CODE	COMMODITY AND MEANS OF TRANSPORT	ALL SHIPMENTS						TONS (THOUSANDS) AND TON-MILES (MILLIONS) BY DIVISION OF DESTINATION					
		VALUE (MILLION DOLLARS) (A)	TONS (THOU- SANDS) (B)	TON- MILES (MIL- LIONS) (C)	STANDARD ERROR (PERCENT) FOR COLUMNS--			NEW ENGLAND		MIDDLE ATLANTIC			
					(A)	(B)	(C)	TONS	TON- MILES	TONS	TON- MILES		
24312	WINDOW SASH, WOOD.												
	MOTOR CARRIER.	25	11	2	83	81	63	-	-	-	-	-	-
	MOTOR CARRIER, ICC	25	11	2	83	81	63	-	-	-	-	-	-
	PRIVATE TRUCK.	81	40	4	74	70	49	-	-	31	2	-	-
	WATER.	1	(Z)	(Z)	100	100	100	-	-	-	-	-	-
	OTHER AND UNKNOWN.	12	6	-	67	67	-	-	-	-	-	-	-
24313	WINDOW AND DOOR FRAMES AND JAMS, WOOD.	172	147	159	32	33	63	3	8	19	37	-	-
	RAIL.	80	78	140	63	60	73	2	5	16	37	-	-
	MOTOR CARRIER.	15	8	5	32	30	53	(Z)	(Z)	(Z)	(Z)	-	-
	MOTOR CARRIER, ICC	15	8	5	32	30	53	(Z)	(Z)	(Z)	(Z)	-	-
	PRIVATE TRUCK.	45	39	10	49	43	60	1	3	3	(Z)	-	-
	WATER.	1	(Z)	(Z)	100	100	100	-	-	-	-	-	-
	PARCEL DELIVERY.	2	6	4	99	100	100	-	-	-	-	-	-
	OTHER AND UNKNOWN.	30	17	-	57	57	-	-	-	-	-	-	-
24314	DOORS AND SHUTTERS, WOOD	1 387	1 320	598	23	31	29	34	26	46	25	-	-
	RAIL.	334	441	347	26	28	30	19	24	9	14	-	-
	MOTOR CARRIER.	131	96	50	29	32	35	1	1	7	4	-	-
	MOTOR CARRIER, ICC	130	95	48	29	32	36	1	1	7	4	-	-
	MOTOR CARRIER, NON-ICC	1	1	2	100	100	100	-	-	-	-	-	-
	PRIVATE TRUCK.	864	746	150	32	45	58	14	1	30	7	-	-
	AIR.	(Z)	(Z)	(Z)	93	85	92	-	-	(Z)	(Z)	-	-
	WATER.	20	19	52	95	98	100	-	-	-	-	-	-
	PARCEL DELIVERY.	(Z)	(Z)	(Z)	32	20	25	(Z)	(Z)	(Z)	(Z)	-	-
	OTHER AND UNKNOWN.	38	17	-	61	61	-	-	-	-	-	-	-
24316	WOOD MOULDINGS	1 016	839	931	34	39	50	1	(Z)	52	90	-	-
	RAIL.	435	456	821	51	52	52	-	-	38	88	-	-
	MOTOR CARRIER.	177	116	59	40	39	43	1	(Z)	1	(Z)	-	-
	MOTOR CARRIER, ICC	158	101	54	46	44	46	1	(Z)	1	(Z)	-	-
	MOTOR CARRIER, NON-ICC	19	15	5	79	93	99	-	-	(Z)	(Z)	-	-
	PRIVATE TRUCK.	358	248	49	40	45	63	(Z)	(Z)	14	3	-	-
	AIR.	(Z)	(Z)	(Z)	100	100	100	-	-	(Z)	(Z)	-	-
	WATER.	13	4	2	50	62	60	-	-	-	-	-	-
	PARCEL DELIVERY.	33	14	-	55	55	-	-	-	-	-	-	-
	OTHER AND UNKNOWN.												
24319	MILLWORK, NEC.	520	303	130	33	30	43	2	1	75	9	-	-
	RAIL.	13	87	84	20	42	53	-	-	2	4	-	-
	MOTOR CARRIER.	61	38	14	55	47	44	(Z)	(Z)	16	2	-	-
	MOTOR CARRIER, ICC	61	38	14	55	47	44	(Z)	(Z)	16	2	-	-
	PRIVATE TRUCK.	437	175	32	42	41	82	1	1	57	3	-	-
	WATER.	(Z)	(Z)	(Z)	71	76	59	(Z)	(Z)	(Z)	(Z)	-	-
	OTHER AND UNKNOWN.	8	2	-	47	47	-	-	-	-	-	-	-
24321	VENEER AND PLYWOOD *	5 108	16 001	8 094	13	16	15	325	626	701	869	-	-
	RAIL.	2 458	6 915	6 569	15	18	16	293	604	545	797	-	-
	MOTOR CARRIER.	990	2 555	830	15	19	15	22	16	141	65	-	-
	MOTOR CARRIER, ICC	918	2 013	758	15	18	16	22	16	139	64	-	-
	MOTOR CARRIER, NON-ICC	71	542	72	54	80	71	1	(Z)	2	1	-	-
	PRIVATE TRUCK.	1 355	5 618	651	23	32	30	10	7	16	7	-	-
	AIR.	2	7	(Z)	99	100	99	-	-	-	-	-	-
	WATER.	15	37	23	29	26	40	-	-	-	-	-	-
	PARCEL DELIVERY.	2	3	2	72	68	69	-	-	(Z)	(Z)	-	-
	OTHER AND UNKNOWN.	288	866	19	59	72	94	-	-	-	-	-	-
2433	PREFABRICATED WOOD BUILDINGS AND COMPONENTS.	4 661	4 721	781	10	11	17	112	15	267	39	-	-
	RAIL.	18	18	14	89	73	92	-	-	-	-	-	-
	MOTOR CARRIER.	1 785	1 550	289	14	16	22	8	2	64	11	-	-
	MOTOR CARRIER, ICC	1 365	1 017	202	18	18	20	8	2	64	11	-	-
	MOTOR CARRIER, NON-ICC	420	534	87	30	35	45	1	1	1	1	-	-
	PRIVATE TRUCK.	2 787	3 057	470	14	13	18	104	12	203	27	-	-
	WATER.	3	4	8	100	100	100	-	-	-	-	-	-
	PARCEL DELIVERY.	(Z)	(Z)	(Z)	100	100	100	-	-	(Z)	(Z)	-	-
	OTHER AND UNKNOWN.	69	92	(Z)	47	52	100	-	-	-	-	-	-
24332	PREFABRICATED BUILDINGS, WOOD.	3 451	2 871	515	12	12	12	108	13	148	21	-	-
	MOTOR CARRIER.	1 462	1 085	189	16	16	20	8	2	60	9	-	-
	MOTOR CARRIER, ICC	1 225	856	178	17	18	21	8	2	60	9	-	-
	MOTOR CARRIER, NON-ICC	237	229	12	46	49	67	-	-	-	-	-	-
	PRIVATE TRUCK.	1 967	1 764	318	18	17	17	100	11	87	11	-	-
	WATER.	3	4	8	100	100	100	-	-	-	-	-	-
	PARCEL DELIVERY.	(Z)	(Z)	(Z)	100	100	100	-	-	(Z)	(Z)	-	-
	OTHER AND UNKNOWN.	19	19	(Z)	19	20	100	-	-	-	-	-	-
24333	READY-CUT WOOD BUILDINGS, SECTIONS, AND PANELS	1 210	1 851	266	20	23	34	5	1	120	18	-	-
	RAIL.	18	18	14	89	73	92	-	-	-	-	-	-
	MOTOR CARRIER.	323	466	100	29	34	37	1	1	4	2	-	-
	MOTOR CARRIER, ICC	140	161	25	51	61	57	-	-	3	1	-	-
	MOTOR CARRIER, NON-ICC	183	305	75	42	46	48	1	1	1	1	-	-
	PRIVATE TRUCK.	820	1 293	153	23	28	42	4	1	116	16	-	-
	WATER.	(Z)	(Z)	(Z)	100	100	100	-	-	(Z)	(Z)	-	-
	OTHER AND UNKNOWN.	50	74	-	70	70	-	-	-	-	-	-	-
24341	KITCHEN CABINETS, WOOD *	1 609	800	291	21	20	25	13	7	105	29	-	-
	RAIL.	161	117	140	23	34	33	2	1	8	11	-	-
	MOTOR CARRIER.	353	201	91	36	36	34	5	2	38	14	-	-
	MOTOR CARRIER, ICC	352	201	91	37	36	34	5	2	37	14	-	-
	MOTOR CARRIER, NON-ICC	1	(Z)	(Z)	71	77	89	-	-	(Z)	(Z)	-	-
	PRIVATE TRUCK.	1 022	463	54	21	20	25	6	3	59	3	-	-
	AIR.	(Z)	(Z)	(Z)	78	83	89	-	-	-	-	-	-
	WATER.	10	5	4	88	85	69	-	-	-	-	-	-
	PARCEL DELIVERY.	4	2	1	43	48	52	(Z)	(Z)	(Z)	(Z)	-	-
	OTHER AND UNKNOWN.	59	12	(Z)	56	56	100	-	-	-	-	-	-
24391	STRUCTURAL WOOD PRODUCTS, NEC *	783	1 253	195	19	20	15	3	7	71	10	-	-
	RAIL.	36	69	99	15	15	18	3	7	1	1	-	-
	MOTOR CARRIER.	144	234	47	28	27	21	-	-	1	1	-	-

TONS (THOUSANDS) AND TON-MILES (MILLIONS) BY DIVISION OF ORIGIN--CON.

EAST NORTH CENTRAL		WEST NORTH CENTRAL		SOUTH ATLANTIC		EAST SOUTH CENTRAL		WEST SOUTH CENTRAL		MOUNTAIN		PACIFIC		DESTINATION UNKNOWN	TCC CODE AND MOT
TONS	TON-MILES	TONS	TON-MILES	TONS	TON-MILES	TONS	TON-MILES	TONS	TON-MILES	TONS	TON-MILES	TONS	TON-MILES	TONS	
3	1	7	1	(Z)	(Z)	(Z)	(Z)	(Z)	(Z)	-	-	-	-	-	24312
3	1	7	1	(Z)	(Z)	(Z)	(Z)	(Z)	(Z)	-	-	-	-	-	M.C.
4	1	4	1	-	-	1	(Z)	(Z)	(Z)	(Z)	(Z)	-	-	-	ICC
-	-	-	-	-	-	-	-	-	-	-	-	(Z)	(Z)	-	P.T.
-	-	-	-	-	-	-	-	-	-	-	-	-	-	-	WATER
-	-	-	-	-	-	-	-	-	-	-	-	-	-	6	OT-UK
4	2	15	10	34	69	2	1	46	25	5	5	3	2	17	24313
1	1	7	8	27	64	1	1	21	21	3	3	-	-	-	RAIL
3	1	2	1	1	(Z)	-	-	(Z)	(Z)	1	2	1	1	-	M.C.
3	1	2	1	1	(Z)	-	-	(Z)	(Z)	1	2	1	1	-	ICC
(Z)	(Z)	7	1	(Z)	(Z)	(Z)	(Z)	24	4	1	(Z)	3	1	-	P.T.
-	-	-	-	-	-	-	-	-	-	-	-	(Z)	(Z)	-	WATER
(Z)	(Z)	(Z)	(Z)	5	4	-	-	(Z)	(Z)	-	-	-	-	-	P.D.
-	-	-	-	-	-	-	-	-	-	-	-	-	-	17	OT-UK
258	48	209	136	92	82	44	39	299	97	156	43	162	101	18	24314
78	28	130	85	29	60	15	31	87	48	33	27	41	32	(Z)	RAIL
34	7	14	6	15	9	3	2	6	5	10	11	5	5	-	M.C.
34	7	14	6	15	9	3	2	6	5	9	9	5	4	-	ICC
-	-	-	-	-	-	-	-	-	-	1	1	(Z)	1	-	N-ICC
147	13	65	44	48	13	26	7	206	45	113	6	97	13	1	P.T.
-	-	-	-	-	-	-	-	(Z)	(Z)	-	-	(Z)	(Z)	-	AIR
-	-	-	-	-	-	-	-	-	-	-	-	19	52	-	WATER
(Z)	(Z)	(Z)	(Z)	(Z)	(Z)	(Z)	(Z)	(Z)	(Z)	(Z)	(Z)	(Z)	(Z)	-	P.D.
-	-	-	-	-	-	-	-	-	-	-	-	-	-	17	OT-UK
141	251	53	68	77	160	36	52	182	213	52	31	231	65	14	24316
121	236	50	66	68	159	26	50	117	201	10	8	27	14	-	RAIL
11	9	2	1	1	(Z)	2	1	8	6	37	21	53	20	-	M.C.
11	9	2	1	1	(Z)	2	1	8	6	37	21	39	15	-	ICC
-	-	1	(Z)	-	-	-	-	-	-	-	-	14	5	-	N-ICC
9	6	1	(Z)	8	1	7	1	57	7	5	2	147	30	-	P.T.
-	-	-	-	-	-	-	-	-	-	-	-	-	-	-	AIR
(Z)	(Z)	(Z)	(Z)	-	-	(Z)	(Z)	-	-	(Z)	(Z)	3	1	-	P.D.
-	-	-	-	-	-	-	-	-	-	-	-	-	-	14	OT-UK
94	66	19	14	45	10	9	2	40	14	4	6	11	7	3	24319
49	54	11	9	3	6	(Z)	1	20	10	(Z)	(Z)	(Z)	(Z)	(Z)	RAIL
8	5	(Z)	(Z)	2	1	(Z)	(Z)	3	1	(Z)	(Z)	9	4	-	M.C.
8	5	(Z)	(Z)	2	1	(Z)	(Z)	3	1	(Z)	(Z)	9	4	-	ICC
37	7	7	4	40	3	8	1	18	3	4	6	2	3	-	P.T.
(Z)	(Z)	(Z)	(Z)	(Z)	(Z)	(Z)	(Z)	(Z)	(Z)	(Z)	(Z)	(Z)	(Z)	-	P.D.
-	-	-	-	-	-	-	-	-	-	-	-	-	-	2	OT-UK
1 700	1 566	738	749	2 597	1 611	987	487	1 172	648	591	390	6 922	1 148	267	24321
1 209	1 316	566	614	1 342	1 402	431	354	487	476	345	274	1 696	732	-	RAIL
304	165	120	86	434	124	304	95	276	97	127	63	825	120	2	M.C.
288	160	119	83	401	120	298	94	268	97	126	62	351	63	2	ICC
15	5	2	3	34	4	6	1	8	1	1	1	474	57	-	N-ICC
183	84	52	49	796	85	252	38	403	75	118	52	3 788	254	-	P.T.
(Z)	(Z)	-	-	-	-	-	-	7	(Z)	-	-	-	-	-	AIR
-	-	-	-	1	(Z)	-	-	-	-	-	-	36	23	-	WATER
3	2	-	-	(Z)	(Z)	-	-	-	-	-	-	(Z)	(Z)	-	P.D.
-	-	-	-	23	(Z)	-	-	-	-	-	-	577	19	265	OT-UK
989	155	480	102	827	127	292	41	341	73	444	122	877	107	92	24333
-	-	-	-	10	5	-	-	2	7	7	7	-	-	-	RAIL
190	45	152	35	258	40	115	19	158	39	209	45	396	53	(Z)	M.C.
92	17	62	13	170	23	88	14	129	38	200	41	205	43	-	ICC
98	28	90	22	88	17	27	4	29	1	9	4	190	10	(Z)	N-ICC
799	110	329	67	559	83	177	23	179	32	229	69	478	47	(Z)	P.T.
-	-	-	-	-	-	-	-	-	-	-	-	4	8	-	WATER
(Z)	(Z)	-	-	-	-	-	-	-	-	-	-	-	-	-	P.D.
-	-	-	-	-	-	-	-	1	(Z)	-	-	-	-	91	OT-UK
606	80	236	59	495	74	162	31	248	56	285	75	567	106	18	24332
34	7	29	10	176	24	88	14	153	38	140	32	396	53	(Z)	M.C.
34	7	29	10	169	23	88	14	127	38	136	31	205	43	-	ICC
-	-	-	-	7	1	-	-	27	(Z)	4	1	190	10	(Z)	N-ICC
572	72	207	50	319	51	74	17	93	17	144	43	167	46	(Z)	P.T.
-	-	-	-	-	-	-	-	-	-	-	-	4	8	-	WATER
-	-	-	-	-	-	-	-	1	(Z)	-	-	-	-	17	OT-UK
383	76	244	42	332	53	130	10	93	18	160	47	310	2	74	24333
-	-	-	-	10	5	-	-	2	7	7	7	-	-	-	RAIL
156	38	123	25	82	16	27	4	5	1	69	13	-	-	-	M.C.
58	9	33	4	1	(Z)	-	-	2	(Z)	64	10	-	-	-	ICC
98	28	90	22	81	16	27	4	3	1	5	3	-	-	-	N-ICC
227	38	122	17	240	32	103	6	87	15	84	26	310	2	-	P.T.
(Z)	(Z)	-	-	-	-	-	-	-	-	-	-	-	-	-	P.D.
-	-	-	-	-	-	-	-	-	-	-	-	-	-	74	OT-UK
216	46	77	32	92	63	27	5	49	17	76	50	133	43	12	24341
14	6	16	13	31	55	4	1	4	5	24	33	13	16	-	RAIL
51	18	33	13	10	3	7	3	22	10	17	13	19	15	-	M.C.
51	18	33	13	10	3	7	3	22	10	17	13	19	15	-	ICC
(Z)	(Z)	-	-	-	-	-	-	-	-	-	-	-	-	-	N-ICC
151	23	27	6	51	5	15	(Z)	23	2	35	4	96	8	(Z)	P.T.
-	-	-	-	-	-	-	-	-	-	-	-	(Z)	(Z)	-	AIR
(Z)	(Z)	-	-	-	-	-	-	-	-	-	-	4	4	-	WATER
(Z)	(Z)	1	(Z)	(Z)	(Z)	(Z)	(Z)	(Z)	(Z)	(Z)	(Z)	(Z)	(Z)	-	P.D.
-	-	(Z)	(Z)	-	-	-	-	-	-	-	-	-	-	12	OT-UK
240	65	75	24	133	16	53	2	75	1	193	18	382	52	29	24391
24	47	14	20	7	11	-	-	-	-	-	-	20	14	-	RAIL
89	4	16	2	1	1	(Z)	(Z)	-	-	31	13	97	25	-	M.C.



TABLE 2. SHIPMENTS BY MANUFACTURING ESTABLISHMENTS--COMMOOITIES AND MEANS OF TRANSPORT BY DESTINATION: 1977--CON.

TCC CODE	COMMOOITY AND MEANS OF TRANSPORT	ALL SHIPMENTS						TONS (THOUSANDS) AND TON-MILES (MILLIONS) BY DIVISION OF DESTINATION					
		VALUE (MILLION DOLLARS) (A)	TONS (THOU- SANDS) (B)	TON- MILES (MIL- LIONS) (C)	STANDARD ERROR (PERCENT) FOR COLUMNS--			NEW ENGLAND		MIDDLE ATLANTIC			
					(A)	(B)	(C)	TONS	TON- MILES	TONS	TON- MILES		
24391	STRUCTURAL WOOD PRODUCTS, NEC *												
	MOTOR CARRIER, ICC	93	156	46	21	19	21	-	-	1	1	-	-
	MOTOR CARRIER, NON-ICC	51	78	1	100	100	100	-	-	-	-	-	-
	PRIVATE TRUCK	585	921	49	24	26	37	(Z)	(Z)	69	9	-	-
	OTHER AND UNKNOWN	18	29	-	35	35	-	-	-	-	-	-	-
244	WOOD CONTAINERS	475	1 068	299	12	15	14	25	2	145	30	-	-
	RAIL	77	200	128	19	22	19	1	1	23	19	-	-
	MOTOR CARRIER	91	192	64	20	22	22	1	1	5	4	-	-
	MOTOR CARRIER, ICC	73	155	57	23	27	24	1	1	4	4	-	-
	MOTOR CARRIER, NON-ICC	18	38	7	38	29	39	-	-	1	(Z)	-	-
	PRIVATE TRUCK	298	669	105	12	16	15	23	(Z)	117	7	-	-
	AIR	(Z)	(Z)	(Z)	73	69	84	(Z)	(Z)	(Z)	(Z)	-	-
	WATER	1	2	(Z)	100	100	100	-	-	-	-	-	-
	PARCEL DELIVERY	2	1	1	46	46	63	(Z)	(Z)	(Z)	(Z)	-	-
	OTHER AND UNKNOWN	7	4	1	44	43	100	-	-	-	-	-	-
2441	WOOD CONTAINERS AND BOX SHOOKS	501	1 138	283	12	15	14	60	3	167	29	-	-
	RAIL	73	191	118	19	22	19	1	1	22	18	-	-
	MOTOR CARRIER	89	185	59	20	22	22	1	1	5	3	-	-
	MOTOR CARRIER, ICC	70	145	52	23	27	24	1	1	4	3	-	-
	MOTOR CARRIER, NON-ICC	19	40	7	38	29	39	-	-	1	(Z)	-	-
	PRIVATE TRUCK	332	758	105	12	16	15	58	1	141	8	-	-
	AIR	(Z)	(Z)	(Z)	73	69	84	(Z)	(Z)	(Z)	(Z)	-	-
	WATER	1	2	(Z)	100	100	100	-	-	-	-	-	-
	PARCEL DELIVERY	2	(Z)	(Z)	46	46	63	(Z)	(Z)	(Z)	(Z)	-	-
	OTHER AND UNKNOWN	4	2	(Z)	44	43	100	-	-	-	-	-	-
24411	BOXES, CASES, CRATES, CARRIERS, EXC. ANIMAL, POULTRY	282	642	160	17	21	24	42	2	159	24	-	-
	RAIL	36	89	57	27	29	31	-	-	19	16	-	-
	MOTOR CARRIER	46	84	33	29	29	32	1	4	3	3	-	-
	MOTOR CARRIER, ICC	34	64	30	30	35	35	1	1	3	3	-	-
	MOTOR CARRIER, NON-ICC	12	19	3	59	58	81	-	-	1	(Z)	-	-
	PRIVATE TRUCK	195	468	69	16	22	19	41	1	135	5	-	-
	AIR	(Z)	(Z)	(Z)	73	69	84	(Z)	(Z)	(Z)	(Z)	-	-
	PARCEL DELIVERY	1	(Z)	(Z)	69	70	95	(Z)	(Z)	(Z)	(Z)	-	-
	OTHER AND UNKNOWN	4	2	(Z)	45	45	100	-	-	-	-	-	-
24413	FRUIT AND VEGETABLE BASKETS AND HAMPERS	21	46	6	36	46	51	(Z)	(Z)	3	1	-	-
	RAIL	2	5	2	58	61	70	-	-	1	1	-	-
	MOTOR CARRIER	4	11	3	70	80	75	-	-	(Z)	(Z)	-	-
	MOTOR CARRIER, ICC	4	11	3	70	80	75	-	-	(Z)	(Z)	-	-
	PRIVATE TRUCK	14	31	2	15	18	33	(Z)	(Z)	1	(Z)	-	-
24415	COOPERAGE	66	149	37	35	46	34	1	1	(Z)	(Z)	-	-
	RAIL	5	29	16	29	19	21	1	1	-	-	-	-
	MOTOR CARRIER	15	43	9	60	57	55	(Z)	(Z)	(Z)	(Z)	-	-
	MOTOR CARRIER, ICC	14	40	9	61	60	55	(Z)	(Z)	(Z)	(Z)	-	-
	MOTOR CARRIER, NON-ICC	1	3	(Z)	81	46	71	-	-	-	-	-	-
	PRIVATE TRUCK	46	77	11	33	51	48	(Z)	(Z)	(Z)	(Z)	-	-
	PARCEL DELIVERY	(Z)	(Z)	(Z)	69	78	76	-	-	-	-	-	-
	OTHER AND UNKNOWN	(Z)	(Z)	-	100	100	-	-	-	-	-	-	-
24416	BOX SHOOKS	84	205	44	24	26	35	17	(Z)	1	1	-	-
	RAIL	17	40	24	53	62	51	-	-	1	1	-	-
	MOTOR CARRIER	8	21	5	16	16	26	-	-	-	-	-	-
	MOTOR CARRIER, ICC	2	5	2	40	47	53	-	-	-	-	-	-
	MOTOR CARRIER, NON-ICC	6	16	4	8	8	17	-	-	-	-	-	-
	PRIVATE TRUCK	59	143	15	25	24	29	17	(Z)	-	-	-	-
24419	WOOD CONTAINERS AND ACCESSORIES, NEC	32	70	28	33	30	36	(Z)	(Z)	1	1	-	-
	RAIL	12	28	19	42	42	44	(Z)	(Z)	(Z)	(Z)	-	-
	MOTOR CARRIER	9	22	6	42	45	43	-	-	(Z)	(Z)	-	-
	MOTOR CARRIER, ICC	9	21	5	42	46	44	-	-	(Z)	(Z)	-	-
	MOTOR CARRIER, NON-ICC	(Z)	1	(Z)	98	98	100	-	-	-	-	-	-
	PRIVATE TRUCK	10	20	4	52	42	49	-	-	1	(Z)	-	-
	PARCEL DELIVERY	(Z)	(Z)	(Z)	100	100	100	-	-	-	-	-	-
249	MISCELLANEOUS WOOD PRODUCTS	4 341	23 967	9 309	15	14	18	664	430	2 859	1 282	-	-
	RAIL	983	6 960	5 197	29	23	22	248	351	620	711	-	-
	MOTOR CARRIER	1 394	5 552	2 119	21	24	25	129	59	751	402	-	-
	MOTOR CARRIER, ICC	1 334	4 950	1 994	23	27	28	126	57	737	398	-	-
	MOTOR CARRIER, NON-ICC	60	602	125	70	79	75	3	3	14	4	-	-
	PRIVATE TRUCK	1 805	11 054	1 758	10	13	15	287	20	1 479	164	-	-
	AIR	1	(Z)	(Z)	75	77	79	-	-	(Z)	(Z)	-	-
	WATER	17	94	218	46	44	72	-	-	1	3	-	-
	PARCEL DELIVERY	74	17	10	52	49	55	(Z)	(Z)	1	(Z)	-	-
	OTHER AND UNKNOWN	68	290	7	32	23	85	(Z)	(Z)	7	2	-	-
2491	TREATED WOOD PRODUCTS: CREOSOTED, OILED, ETC.	1 036	8 349	2 768	16	23	20	101	92	956	294	-	-
	RAIL	244	2 462	1 187	26	49	28	41	70	155	163	-	-
	MOTOR CARRIER	191	1 410	580	38	49	38	29	19	124	77	-	-
	MOTOR CARRIER, ICC	159	1 064	523	42	37	37	26	16	124	77	-	-
	MOTOR CARRIER, NON-ICC	31	346	57	89	95	96	3	3	-	-	-	-
	PRIVATE TRUCK	557	4 286	787	17	19	22	31	2	677	53	-	-
	AIR	(Z)	(Z)	(Z)	60	30	31	-	-	-	-	-	-
	WATER	14	83	214	50	53	87	-	-	-	-	-	-
	PARCEL DELIVERY	(Z)	(Z)	(Z)	100	100	100	-	-	-	-	-	-
	OTHER AND UNKNOWN	30	107	-	64	33	-	-	-	-	-	-	-
24911	WOOD PILING, POSTS, PROPS, CREOSOTED	528	3 883	2 080	22	26	23	80	88	394	200	-	-
	RAIL	138	902	909	27	29	28	39	68	88	129	-	-
	MOTOR CARRIER	110	845	462	26	30	35	27	19	90	54	-	-
	MOTOR CARRIER, ICC	102	804	457	27	32	36	24	15	90	54	-	-
	MOTOR CARRIER, NON-ICC	8	42	5	94	92	97	3	3	-	-	-	-
	PRIVATE TRUCK	250	1 968	497	32	33	35	14	1	216	17	-	-
	AIR	(Z)	(Z)	(Z)	60	30	31	-	-	-	-	-	-



TABLE 2. SHIPMENTS BY MANUFACTURING ESTABLISHMENTS--COMMODITIES AND MEANS OF TRANSPORT BY DESTINATION: 1977--CON.

TCC CODE	COMMODITY AND MEANS OF TRANSPORT	ALL SHIPMENTS						TONS (THOUSANDS) AND TON-MILES (MILLIONS) BY DIVISION OF DESTINATION					
		VALUE (MILLION DOLLARS) (A)	TONS (THOU- SANDS) (B)	TON- MILES (MIL- LIONS) (C)	STANDARD ERROR (PERCENT) FOR COLUMNS--			NEW ENGLAND		MIDDLE ATLANTIC			
					(A)	(B)	(C)	TONS	TON- MILES	TONS	TON- MILES		
24911	WOOD PILING, POSTS, PROPS, CREOSOTED												
	WATER	14	82	213	59	60	97	-	-	-	-	-	-
	PARCEL DELIVERY	(Z)	(Z)	(Z)	100	100	100	-	-	-	-	-	-
	OTHER AND UNKNOWN	16	86	-	99	99	-	-	-	-	-	-	-
24912	TIES, CREOSOTED; MINE, RAILROAD, ETC.	153	2 504	334	51	48	54	13	2	330	35		
	RAIL	76	1 441	203	31	63	43	1	2	59	23		
	MOTOR CARRIER	31	383	69	90	93	91	-	-	-	-		
	MOTOR CARRIER, ICC	7	79	17	25	25	33	-	-	-	-		
	MOTOR CARRIER, NON-ICC	24	304	52	98	99	99	-	-	-	-		
	PRIVATE TRUCK	45	674	62	59	58	85	12	1	271	12		
	OTHER AND UNKNOWN	1	7	-	33	33	-	-	-	-	-		
24919	TREATED WOOD PRODUCTS, NEC: CREOSOTED, ETC.	355	1 962	353	26	23	26	7	1	233	59		
	RAIL	29	119	75	76	59	52	-	-	8	12		
	MOTOR CARRIER	50	182	49	62	69	50	2	1	35	23		
	MOTOR CARRIER, ICC	50	182	49	62	69	50	2	1	35	23		
	PRIVATE TRUCK	262	1 645	228	27	24	28	5	1	190	24		
	WATER	(Z)	1	2	70	91	90	-	-	-	-		
	OTHER AND UNKNOWN	13	15	-	41	41	-	-	-	-	-		
24941	CORK PRODUCTS *	42	9	5	22	21	20	(Z)	(Z)	1	(Z)		
	MOTOR CARRIER	37	9	5	21	20	20	(Z)	(Z)	1	(Z)		
	MOTOR CARRIER, ICC	37	9	5	21	20	20	(Z)	(Z)	1	(Z)		
	PRIVATE TRUCK	3	1	(Z)	63	71	63	-	-	(Z)	(Z)		
	PARCEL DELIVERY	(Z)	(Z)	(Z)	100	100	100	-	-	-	-		
	OTHER AND UNKNOWN	2	(Z)	-	100	100	-	-	-	-	-		
2497	WOOD WARE AND WOOD NOVELTIES AND FLATWARE	337	80	84	49	46	47	5	9	17	13		
	MOTOR CARRIER	269	63	74	49	46	48	5	9	15	12		
	MOTOR CARRIER, ICC	269	63	74	49	46	48	5	9	15	12		
	PRIVATE TRUCK	1	(Z)	(Z)	76	86	93	(Z)	(Z)	(Z)	(Z)		
	PARCEL DELIVERY	67	16	10	68	58	64	(Z)	(Z)	1	(Z)		
2498	WOOD PRODUCTS, NEC	92	77	78	23	27	53	5	6	6	5		
	RAIL	14	12	25	21	24	22	2	5	(Z)	1		
	MOTOR CARRIER	23	26	39	43	66	87	(Z)	(Z)	1	1		
	MOTOR CARRIER, ICC	23	26	39	43	66	87	(Z)	(Z)	1	1		
	PRIVATE TRUCK	53	38	12	20	12	14	3	1	4	1		
	WATER	1	1	2	41	41	41	-	-	1	2		
	PARCEL DELIVERY	1	(Z)	(Z)	38	37	34	(Z)	(Z)	(Z)	(Z)		
24983	SEATS, BATHTUB AND TOILET, AND RELATED ARTICLES	29	22	17	12	15	30	1	1	2	1		
	RAIL	4	4	7	66	68	69	(Z)	(Z)	-	-		
	MOTOR CARRIER	9	7	3	28	34	34	(Z)	(Z)	(Z)	(Z)		
	MOTOR CARRIER, ICC	9	7	3	28	34	34	(Z)	(Z)	(Z)	(Z)		
	PRIVATE TRUCK	15	12	8	16	16	15	1	1	1	1		
	PARCEL DELIVERY	1	(Z)	(Z)	27	24	39	-	-	(Z)	(Z)		
24985	BOTTLE STOPPERS, ICE CREAM STICKS, ETC.	30	26	20	1	1	3	2	5	1	3		
	RAIL	10	8	18	6	5	6	2	5	(Z)	1		
	MOTOR CARRIER	(Z)	(Z)	(Z)	100	100	100	-	-	-	-		
	MOTOR CARRIER, ICC	(Z)	(Z)	(Z)	100	100	100	-	-	-	-		
	PRIVATE TRUCK	20	17	(Z)	-	-	1	-	-	-	-		
	WATER	1	1	2	41	41	41	-	-	1	2		
2499	WOOD PRODUCTS, NEC	2 547	14 590	5 924	22	17	22	465	291	1 766	839		
	RAIL	673	4 285	3 609	33	25	23	185	243	377	429		
	MOTOR CARRIER	818	3 837	1 404	35	30	33	92	34	625	323		
	MOTOR CARRIER, ICC	792	3 573	1 333	36	32	34	92	34	613	320		
	MOTOR CARRIER, NON-ICC	26	263	70	35	35	32	-	-	13	4		
	PRIVATE TRUCK	1 012	6 279	895	17	17	21	187	14	756	83		
	AIR	1	(Z)	(Z)	77	77	79	-	-	(Z)	(Z)		
	WATER	2	11	10	73	91	78	-	-	1	2		
	PARCEL DELIVERY	6	1	(Z)	41	34	34	-	-	(Z)	(Z)		
	OTHER AND UNKNOWN	36	177	6	32	26	85	(Z)	(Z)	7	2		
24992	SKIDS, PALLETS, AND PLATFORMS	683	4 989	758	17	19	31	158	7	680	206		
	RAIL	11	73	26	15	9	37	-	-	(Z)	(Z)		
	MOTOR CARRIER	131	839	280	44	46	49	8	2	174	160		
	MOTOR CARRIER, ICC	128	821	279	44	46	49	8	2	174	160		
	MOTOR CARRIER, NON-ICC	2	18	2	56	50	23	-	-	-	-		
	PRIVATE TRUCK	533	4 049	451	20	21	30	149	5	505	46		
	AIR	(Z)	(Z)	(Z)	100	100	100	-	-	(Z)	(Z)		
	PARCEL DELIVERY	(Z)	(Z)	(Z)	76	75	80	-	-	-	-		
	OTHER AND UNKNOWN	8	28	1	19	32	100	-	-	-	-		
24993	HARBOAR	786	2 601	1 224	26	25	20	105	46	419	73		
	RAIL	311	1 110	781	5	7	9	16	19	48	31		
	MOTOR CARRIER	266	814	300	51	52	56	65	21	154	27		
	MOTOR CARRIER, ICC	265	811	300	51	52	56	65	21	154	27		
	MOTOR CARRIER, NON-ICC	1	3	(Z)	100	100	100	-	-	-	-		
	PRIVATE TRUCK	207	669	143	57	57	60	24	6	218	16		
	PARCEL DELIVERY	(Z)	(Z)	(Z)	51	52	60	-	-	-	-		
	OTHER AND UNKNOWN	3	8	-	36	36	-	-	-	-	-		
24994	MASTS, SPARS, OARS, AND RELATED BOAT ACCESSORIES	19	29	19	45	46	54	-	-	7	2		
	RAIL	9	15	13	76	76	72	-	-	-	-		
	MOTOR CARRIER	8	12	5	53	57	58	-	-	7	2		
	MOTOR CARRIER, ICC	8	12	5	53	57	58	-	-	7	2		
	PRIVATE TRUCK	1	2	2	100	100	100	-	-	-	-		
24996	WOOD PARTICLE BOARD	668	6 405	3 542	47	28	28	181	229	607	533		
	RAIL	290	2 964	2 587	52	32	29	167	220	322	388		
	MOTOR CARRIER	235	1 899	659	55	37	43	12	8	266	125		
	MOTOR CARRIER, ICC	214	1 675	591	58	40	46	12	8	253	121		
	MOTOR CARRIER, NON-ICC	21	224	68	45	42	33	-	-	13	4		



TONS (THOUSANDS) AND TON-MILES (MILLIONS) BY DIVISION OF DESTINATION--CON.

EAST NORTH CENTRAL		WEST NORTH CENTRAL		SOUTH ATLANTIC		EAST SOUTH CENTRAL		WEST SOUTH CENTRAL		MOUNTAIN		PACIFIC		DESTINATION UNKNOWN	TCC CODE AND MOT
TONS	TON-MILES	TONS	TON-MILES	TONS	TON-MILES	TONS	TON-MILES	TONS	TON-MILES	TONS	TON-MILES	TONS	TON-MILES	TONS	
-	-	-	-	78	212	-	-	-	-	-	-	4	(Z)	-	24911
-	-	(Z)	(Z)	-	-	-	-	-	-	-	-	-	-	-	- WATER
-	-	-	-	-	-	-	-	-	-	-	-	-	-	86	P.D. OT-UK
1 401	124	10	4	315	127	350	27	61	4	11	10	6	1	7	24912
923	45	10	4	191	107	220	10	26	3	10	9	-	-	-	RAIL
302	51	(Z)	(Z)	53	14	23	3	1	(Z)	1	1	2	(Z)	-	M.C.
4	(Z)	(Z)	(Z)	47	13	23	3	1	(Z)	1	1	2	(Z)	-	ICC
299	51	-	-	6	1	-	-	-	-	-	-	-	-	-	N-ICC
175	28	-	-	71	6	107	14	34	1	-	-	4	(Z)	-	P.T.
-	-	-	-	-	-	-	-	-	-	-	-	-	-	7	OT-UK
186	41	367	100	627	61	38	13	367	65	5	3	109	10	22	24919
20	12	35	19	7	9	28	11	21	11	(Z)	(Z)	-	-	-	RAIL
60	10	21	6	1	(Z)	(Z)	(Z)	57	8	1	1	5	(Z)	-	M.C.
60	10	21	6	1	(Z)	(Z)	(Z)	57	8	1	1	5	(Z)	-	ICC
107	19	310	75	618	52	10	2	289	46	4	1	103	8	7	P.T.
-	-	-	-	-	-	-	-	-	-	-	-	1	2	-	WATER
-	-	-	-	-	-	-	-	-	-	-	-	-	-	15	OT-UK
7	4	1	1	(Z)	(Z)	(Z)	(Z)	(Z)	(Z)	-	-	(Z)	(Z)	(Z)	24941
6	3	1	1	(Z)	(Z)	(Z)	(Z)	(Z)	(Z)	-	-	(Z)	(Z)	-	M.C.
6	3	1	1	(Z)	(Z)	(Z)	(Z)	(Z)	(Z)	-	-	(Z)	(Z)	-	ICC
(Z)	(Z)	-	-	(Z)	(Z)	-	-	-	-	-	-	(Z)	(Z)	-	P.T.
-	-	-	-	(Z)	(Z)	-	-	-	-	-	-	-	-	-	P.D.
-	-	-	-	-	-	-	-	-	-	-	-	-	-	(Z)	OT-UK
11	7	12	10	6	2	2	1	3	3	15	16	10	24	-	2497
6	5	7	7	3	1	2	1	1	1	15	16	10	23	-	M.C.
6	5	7	7	3	1	2	1	1	1	15	16	10	23	-	ICC
(Z)	(Z)	-	-	(Z)	(Z)	-	-	-	-	-	-	-	-	-	P.T.
5	2	5	3	2	1	(Z)	(Z)	2	2	(Z)	(Z)	(Z)	1	-	P.D.
8	2	3	2	5	3	12	16	3	2	1	1	35	41	-	2498
(Z)	(Z)	(Z)	(Z)	(Z)	(Z)	5	11	(Z)	(Z)	-	-	4	7	-	RAIL
4	2	(Z)	(Z)	1	1	3	(Z)	2	2	(Z)	(Z)	14	33	-	M.C.
4	2	(Z)	(Z)	1	1	3	(Z)	2	2	(Z)	(Z)	14	33	-	ICC
4	1	2	1	4	2	4	5	1	(Z)	(Z)	(Z)	17	1	-	P.T.
(Z)	(Z)	(Z)	(Z)	(Z)	(Z)	-	-	-	-	-	-	(Z)	(Z)	-	WATER
-	-	-	-	-	-	-	-	-	-	-	-	-	-	-	P.D.
3	1	2	2	4	3	4	1	2	1	1	1	4	7	-	24983
1	1	(Z)	(Z)	(Z)	(Z)	(Z)	(Z)	(Z)	(Z)	-	-	4	7	-	RAIL
1	1	(Z)	(Z)	1	(Z)	3	(Z)	1	(Z)	(Z)	(Z)	(Z)	(Z)	-	M.C.
1	1	(Z)	(Z)	1	(Z)	3	(Z)	1	(Z)	(Z)	(Z)	(Z)	(Z)	-	ICC
2	(Z)	2	1	4	2	2	1	1	(Z)	(Z)	(Z)	(Z)	(Z)	-	P.T.
(Z)	(Z)	(Z)	(Z)	(Z)	(Z)	-	-	-	-	-	-	(Z)	(Z)	-	P.D.
(Z)	(Z)	(Z)	(Z)	-	-	5	11	-	-	-	-	17	(Z)	-	24985
(Z)	(Z)	(Z)	(Z)	-	-	5	11	-	-	-	-	-	-	-	RAIL
-	-	-	-	-	-	(Z)	(Z)	-	-	-	-	-	-	-	M.C.
-	-	-	-	-	-	(Z)	(Z)	-	-	-	-	-	-	-	ICC
-	-	-	-	-	-	(Z)	(Z)	-	-	-	-	17	(Z)	-	P.T.
-	-	-	-	-	-	-	-	-	-	-	-	-	-	-	WATER
3 502	1 691	975	594	2 071	728	836	361	1 387	440	319	178	3 073	804	195	2499
1 225	1 152	556	437	2 673	486	336	235	368	259	85	70	336	481	298	RAIL
851	393	224	114	432	119	302	87	681	117	123	71	507	146	-	M.C.
846	391	224	114	384	111	300	86	663	115	123	71	328	92	-	ICC
4	2	(Z)	(Z)	47	8	2	1	18	2	-	-	179	54	-	N-ICC
1 426	146	185	35	945	119	195	38	339	64	111	37	2 078	359	58	P.T.
(Z)	(Z)	-	-	(Z)	(Z)	-	-	-	-	-	-	-	-	-	AIR
(Z)	(Z)	10	8	-	-	-	-	-	-	-	-	-	-	-	WATER
(Z)	(Z)	(Z)	(Z)	(Z)	(Z)	(Z)	(Z)	(Z)	(Z)	(Z)	(Z)	(Z)	(Z)	-	P.D.
(Z)	(Z)	-	-	21	3	4	1	-	-	-	-	7	(Z)	138	OT-UK
1 637	228	226	37	709	96	68	5	484	23	22	3	934	154	72	24992
55	18	14	3	-	-	2	1	(Z)	(Z)	-	-	2	4	-	RAIL
261	95	37	6	1	1	1	(Z)	344	6	6	2	6	9	-	M.C.
261	95	37	6	1	1	(Z)	(Z)	326	5	6	2	6	9	-	ICC
(Z)	(Z)	(Z)	(Z)	-	-	(Z)	(Z)	18	2	-	-	-	-	-	N-ICC
1 321	115	174	29	700	94	66	4	140	16	16	1	925	141	53	P.T.
(Z)	(Z)	-	-	-	-	-	-	(Z)	(Z)	-	-	-	-	-	AIR
(Z)	(Z)	-	-	-	-	-	-	-	-	-	-	-	-	-	P.D.
-	-	-	-	8	1	-	-	-	-	-	-	(Z)	(Z)	19	OT-UK
438	221	342	231	276	131	327	190	295	109	58	56	333	166	8	24993
221	119	261	194	196	98	174	121	123	78	29	31	42	89	-	RAIL
186	91	79	34	64	25	105	51	136	25	20	22	6	5	-	M.C.
186	91	79	34	64	25	105	51	136	25	20	22	3	5	-	ICC
-	-	-	-	-	-	-	-	-	-	-	-	3	(Z)	-	N-ICC
31	11	2	2	16	8	48	17	36	6	9	4	285	72	-	P.T.
-	-	-	-	(Z)	(Z)	(Z)	(Z)	(Z)	(Z)	-	-	-	-	-	P.D.
-	-	-	-	-	-	-	-	-	-	-	-	-	-	8	OT-UK
9	6	4	4	9	7	-	-	-	-	-	-	-	-	-	24994
7	4	4	4	4	4	-	-	-	-	-	-	-	-	-	RAIL
(Z)	(Z)	-	-	5	2	-	-	-	-	-	-	-	-	-	M.C.
(Z)	(Z)	-	-	5	2	-	-	-	-	-	-	-	-	-	ICC
2	2	-	-	-	-	-	-	-	-	-	-	-	-	-	P.T.
1 287	1 150	368	286	915	382	410	122	580	277	217	102	1 732	462	106	24996
911	962	273	230	425	299	139	74	234	170	55	39	437	205	-	RAIL
328	173	78	44	343	68	189	34	183	64	77	32	423	111	-	M.C.
325	171	78	44	296	60	188	33	183	64	77	32	263	57	-	ICC
3	2	-	-	47	8	2	1	-	-	-	-	160	54	-	N-ICC

TABLE 2. SHIPMENTS BY MANUFACTURING ESTABLISHMENTS--COMMOODITIES AND MEANS OF TRANSPORT BY DESTINATION: 1977--CON.

TCC CODE	COMMOODITY AND MEANS OF TRANSPORT	ALL SHIPMENTS						TONS (THOUSANDS) AND TON-MILES (MILLIONS) BY DIVISION OF DESTINATION					
		VALUE (MILLION DOLLARS) (A)	TONS (THOUSANDS) (B)	TON-MILES (MILLIONS) (C)	STANDARD ERROR (PERCENT) FOR COLUMNS--			NEW ENGLAND		MIDDLE ATLANTIC			
					(A)	(B)	(C)	TONS	TON-MILES	TONS	TON-MILES		
24996	WOOD PARTICLE BOARD . . . . .												
	PRIVATE TRUCK . . . . .	124	1 399	283	32	39	39	1	1	13	18		
	WATER . . . . .	1	10	8	100	100	100	-	-	-	-		
	OTHER AND UNKNOWN . . . . .	17	133	5	43	39	100	(Z)	(Z)	7	2		
24999	WOOD PRODUCTS, NEC . . . . .	348	374	116	30	24	16	21	9	50	15		
	RAIL . . . . .	30	40	54	23	28	23	2	4	4	1		
	MOTOR CARRIER . . . . .	159	173	43	44	21	28	7	4	24	10		
	MOTOR CARRIER, ICC . . . . .	157	156	43	45	22	29	7	4	24	10		
	MOTOR CARRIER, NON-ICC . . . . .	2	17	(Z)	78	96	69	-	-	-	-		
	PRIVATE TRUCK . . . . .	145	159	16	57	50	32	12	2	21	2		
	AIR . . . . .	1	(Z)	(Z)	78	86	80	-	-	(Z)	(Z)		
	WATER . . . . .	1	1	2	100	100	100	-	-	1	2		
	PARCEL DELIVERY . . . . .	6	1	(Z)	41	36	36	-	-	(Z)	(Z)		
	OTHER AND UNKNOWN . . . . .	5	1	-	87	87	-	-	-	-	-		
25	FURNITURE AND FIXTURES . . . . .	17 039	8 371	4 045	5	5	7	400	173	1 199	428		
	RAIL . . . . .	1 943	1 070	875	8	13	14	44	52	105	63		
	MOTOR CARRIER . . . . .	7 910	3 739	2 196	6	6	6	140	69	573	225		
	MOTOR CARRIER, ICC . . . . .	7 713	3 603	2 094	6	5	5	140	69	550	220		
	MOTOR CARRIER, NON-ICC . . . . .	197	137	102	33	44	50	(Z)	(Z)	23	5		
	PRIVATE TRUCK . . . . .	6 402	3 297	878	10	7	11	212	52	494	128		
	AIR . . . . .	31	5	9	29	23	34	(Z)	(Z)	1	1		
	WATER . . . . .	24	17	33	38	53	56	-	-	-	-		
	PARCEL DELIVERY . . . . .	150	27	15	9	10	13	(Z)	(Z)	3	2		
	OTHER AND UNKNOWN . . . . .	578	216	40	31	30	62	3	(Z)	23	8		
251	HOUSEHOLD AND OFFICE FURNITURE . . . . .	12 394	5 955	2 847	6	6	8	292	128	802	309		
	RAIL . . . . .	1 723	929	761	8	12	13	43	51	105	61		
	MOTOR CARRIER . . . . .	5 282	2 352	1 332	9	8	8	81	41	348	127		
	MOTOR CARRIER, ICC . . . . .	5 216	2 303	1 326	9	8	8	80	41	346	126		
	MOTOR CARRIER, NON-ICC . . . . .	66	49	7	55	80	37	(Z)	(Z)	2	1		
	PRIVATE TRUCK . . . . .	4 899	2 495	703	11	10	13	165	36	337	112		
	AIR . . . . .	4	1	1	44	32	45	(Z)	(Z)	(Z)	(Z)		
	WATER . . . . .	9	3	6	65	50	64	-	-	-	-		
	PARCEL DELIVERY . . . . .	58	14	9	14	15	17	(Z)	(Z)	2	2		
	OTHER AND UNKNOWN . . . . .	419	161	35	39	36	67	4	(Z)	9	7		
25111	CHAIRS AND BENCHES, HOUSEHOLD AND OFFICE * . . . . .	2 787	943	557	11	13	14	77	24	111	61		
	RAIL . . . . .	408	166	154	18	21	27	4	3	21	14		
	MOTOR CARRIER . . . . .	1 363	429	274	12	12	11	15	9	49	25		
	MOTOR CARRIER, ICC . . . . .	1 354	426	273	13	12	11	15	9	49	25		
	MOTOR CARRIER, NON-ICC . . . . .	9	2	1	65	54	55	(Z)	(Z)	-	-		
	PRIVATE TRUCK . . . . .	887	311	127	23	26	25	56	11	41	22		
	AIR . . . . .	1	(Z)	(Z)	43	45	56	-	-	(Z)	(Z)		
	WATER . . . . .	1	(Z)	(Z)	70	78	80	-	-	-	-		
	PARCEL DELIVERY . . . . .	13	3	1	30	36	24	(Z)	(Z)	(Z)	(Z)		
	OTHER AND UNKNOWN . . . . .	115	34	1	50	53	58	2	(Z)	-	-		
2512	TABLES AND DESKS, HOUSEHOLD AND OFFICE . . . . .	2 168	1 105	593	25	21	17	48	27	169	62		
	RAIL . . . . .	374	207	179	25	24	25	15	15	22	15		
	MOTOR CARRIER . . . . .	1 209	563	315	30	24	19	25	9	71	33		
	MOTOR CARRIER, ICC . . . . .	1 202	561	313	30	24	18	25	9	71	33		
	MOTOR CARRIER, NON-ICC . . . . .	8	2	2	64	49	62	-	-	-	-		
	PRIVATE TRUCK . . . . .	526	315	95	30	25	21	7	3	75	14		
	AIR . . . . .	1	(Z)	(Z)	86	65	61	-	-	-	-		
	WATER . . . . .	2	1	1	90	77	98	-	-	-	-		
	PARCEL DELIVERY . . . . .	11	2	1	30	40	42	(Z)	(Z)	1	(Z)		
	OTHER AND UNKNOWN . . . . .	46	18	1	61	60	62	(Z)	(Z)	-	-		
25121	TABLES AND DESKS, HOUSEHOLD AND OFFICE . . . . .	2 168	1 105	593	25	21	17	48	27	169	62		
	RAIL . . . . .	374	207	179	25	24	25	15	15	22	15		
	MOTOR CARRIER . . . . .	1 209	563	315	30	24	19	25	9	71	33		
	MOTOR CARRIER, ICC . . . . .	1 202	561	313	30	24	18	25	9	71	33		
	MOTOR CARRIER, NON-ICC . . . . .	8	2	2	64	49	62	-	-	-	-		
	PRIVATE TRUCK . . . . .	526	315	95	30	25	21	7	3	75	14		
	AIR . . . . .	1	(Z)	(Z)	86	65	61	-	-	-	-		
	WATER . . . . .	2	1	1	90	77	98	-	-	-	-		
	PARCEL DELIVERY . . . . .	11	2	1	30	40	42	(Z)	(Z)	1	(Z)		
	OTHER AND UNKNOWN . . . . .	46	18	1	61	60	62	(Z)	(Z)	-	-		
25131	DAVENPORTS AND SOFAS, HOUSEHOLD AND OFFICE * . . . . .	1 635	666	276	20	21	21	21	14	90	33		
	RAIL . . . . .	168	89	61	41	53	43	3	3	6	6		
	MOTOR CARRIER . . . . .	286	72	56	33	28	27	1	1	8	5		
	MOTOR CARRIER, ICC . . . . .	283	71	56	33	28	27	1	1	8	5		
	MOTOR CARRIER, NON-ICC . . . . .	3	(Z)	(Z)	81	72	77	(Z)	(Z)	(Z)	(Z)		
	PRIVATE TRUCK . . . . .	1 117	483	159	23	21	20	17	10	76	22		
	WATER . . . . .	1	(Z)	(Z)	100	100	-	-	-	-	-		
	PARCEL DELIVERY . . . . .	4	(Z)	(Z)	52	51	51	(Z)	(Z)	(Z)	(Z)		
	OTHER AND UNKNOWN . . . . .	60	23	(Z)	51	53	70	-	-	-	-		
25141	BUFFETS, SERVERS; CHINA, CORNER CLOSETS; HOUSEHOLD * . . . . .	419	161	97	29	27	23	5	3	16	9		
	RAIL . . . . .	67	31	28	30	32	32	2	2	5	3		
	MOTOR CARRIER . . . . .	239	92	65	33	31	26	2	1	10	5		
	MOTOR CARRIER, ICC . . . . .	239	92	65	33	31	26	2	1	10	5		
	MOTOR CARRIER, NON-ICC . . . . .	(Z)	(Z)	(Z)	100	100	100	-	-	-	-		
	PRIVATE TRUCK . . . . .	88	31	4	51	42	49	1	(Z)	1	(Z)		
	AIR . . . . .	(Z)	(Z)	(Z)	100	100	100	-	-	-	-		
	WATER . . . . .	(Z)	(Z)	-	100	100	-	-	-	-	-		
	OTHER AND UNKNOWN . . . . .	25	7	(Z)	69	72	74	-	-	-	-		
2515	MATTRESSES AND BEOSPRINGS . . . . .	1 497	877	241	15	15	32	14	25	115	15		
	RAIL . . . . .	193	97	89	36	35	63	10	22	10	5		
	MOTOR CARRIER . . . . .	320	166	50	29	34	28	3	2	22	4		
	MOTOR CARRIER, ICC . . . . .	296	138	49	29	23	28	3	2	21	4		
	MOTOR CARRIER, NON-ICC . . . . .	24	27	2	91	96	90	-	-	1	(Z)		
	PRIVATE TRUCK . . . . .	960	600	94	18	18	27	1	1	82	6		

TONS (THOUSANDS) AND TON-MILES (MILLIONS) BY DIVISION OF DESTINATION--CON.

EAST NORTH CENTRAL		WEST NORTH CENTRAL		SOUTH ATLANTIC		EAST SOUTH CENTRAL		WEST SOUTH CENTRAL		MOUNTAIN		PACIFIC		DESTINATION UNKNOWN	TCC CODE AND MOT
TONS	TON-MILES	TONS	TON-MILES	TONS	TON-MILES	TONS	TON-MILES	TONS	TON-MILES	TONS	TON-MILES	TONS	TON-MILES	TONS	
49	15	7	4	134	12	78	13	163	43	85	31	865	146	5	24996 P.T.
-	-	10	8	-	-	-	-	-	-	-	-	-	-	-	- WATER
(Z)	(Z)	-	-	13	2	4	1	-	-	-	-	7	(Z)	101	OT-UK
83	14	13	10	110	12	23	31	18	18	1	1	54	4	1	24999 RAIL
2	3	4	6	5	4	7	26	10	10	-	-	-	-	-	- M.C.
58	9	8	4	9	3	14	2	8	8	(Z)	(Z)	53	4	-	ICC
57	8	8	4	8	3	7	2	8	8	(Z)	(Z)	37	4	-	N-ICC
1	(Z)	-	-	1	(Z)	-	-	-	-	-	-	16	(Z)	-	P.T.
23	3	1	(Z)	96	5	3	3	-	-	1	1	1	(Z)	-	AIR
(Z)	(Z)	-	-	(Z)	(Z)	-	-	-	-	-	-	-	-	-	- WATER
-	-	-	-	-	-	-	-	-	-	-	-	-	-	-	- P.O.
(Z)	(Z)	(Z)	(Z)	(Z)	(Z)	(Z)	(Z)	(Z)	(Z)	(Z)	(Z)	(Z)	(Z)	-	1 OT-UK
1 740	592	657	350	1 482	615	474	161	843	480	356	399	1 062	847	160	25
184	105	120	84	236	150	45	18	150	110	79	115	101	176	6	RAIL
919	334	367	199	549	291	211	98	358	260	181	220	438	501	3	M.C.
914	333	331	197	546	290	211	98	355	258	170	202	382	427	3	ICC
5	1	35	2	3	1	1	(Z)	3	2	10	18	56	74	-	N-ICC
627	152	164	65	677	158	215	44	324	104	93	59	468	117	24	P.T.
(Z)	(Z)	1	1	(Z)	(Z)	(Z)	(Z)	(Z)	(Z)	(Z)	1	2	6	-	AIR
7	2	5	-	6	4	-	-	-	-	-	-	11	29	(Z)	WATER
2	(Z)	(Z)	(Z)	11	9	1	1	2	2	1	1	4	3	(Z)	P.O.
-	-	-	-	9	9	1	(Z)	8	3	2	3	39	15	127	OT-UK
1 259	438	459	251	1 082	423	379	110	597	340	246	290	726	558	114	251
180	102	113	81	153	87	42	17	128	90	77	114	726	158	(Z)	RAIL
566	205	218	114	403	202	151	54	186	156	112	136	284	296	3	M.C.
565	205	184	113	400	202	150	54	184	155	111	135	280	294	3	ICC
1	(Z)	35	2	3	(Z)	(Z)	(Z)	3	1	1	2	5	1	-	N-ICC
509	131	123	54	515	124	185	38	277	91	55	36	311	82	19	P.T.
(Z)	(Z)	(Z)	(Z)	(Z)	(Z)	(Z)	(Z)	(Z)	(Z)	-	-	(Z)	82	-	AIR
-	-	-	-	1	(Z)	-	-	-	-	-	-	2	6	(Z)	WATER
2	1	4	1	1	1	1	(Z)	2	2	(Z)	(Z)	1	2	-	P.O.
2	(Z)	(Z)	(Z)	9	9	1	(Z)	4	2	2	3	38	14	92	OT-UK
190	93	86	62	161	65	51	16	85	64	47	56	112	116	23	25111
31	24	28	26	22	8	7	3	21	18	4	5	28	54	-	RAIL
84	38	39	27	81	34	28	7	45	34	34	44	54	55	(Z)	M.C.
83	38	39	27	81	34	28	7	45	34	34	44	53	55	(Z)	ICC
(Z)	(Z)	-	-	(Z)	(Z)	(Z)	(Z)	(Z)	(Z)	(Z)	(Z)	2	(Z)	-	N-ICC
75	31	16	8	57	23	16	6	19	11	8	7	22	7	-	P.T.
(Z)	(Z)	(Z)	(Z)	(Z)	(Z)	-	-	-	-	-	-	(Z)	(Z)	-	AIR
-	-	-	-	(Z)	(Z)	-	-	-	-	-	-	(Z)	(Z)	(Z)	WATER
1	(Z)	1	(Z)	1	(Z)	(Z)	(Z)	(Z)	(Z)	(Z)	(Z)	(Z)	(Z)	-	P.O.
-	-	-	-	(Z)	(Z)	(Z)	(Z)	(Z)	(Z)	(Z)	(Z)	8	(Z)	23	OT-UK
205	63	85	50	201	80	105	36	94	71	63	85	123	118	12	2512
28	13	23	15	19	11	19	8	27	20	36	50	17	31	-	RAIL
124	38	46	27	98	45	69	24	53	44	21	26	56	69	-	M.C.
123	38	46	27	98	45	69	24	53	44	20	24	55	68	-	ICC
(Z)	(Z)	-	-	(Z)	(Z)	-	-	-	-	1	2	1	(Z)	-	N-ICC
53	11	16	8	82	23	17	4	13	7	7	9	46	16	-	P.T.
-	-	(Z)	(Z)	(Z)	(Z)	-	-	-	-	-	-	-	-	-	AIR
-	-	-	-	(Z)	(Z)	-	-	-	-	-	-	1	1	(Z)	WATER
(Z)	(Z)	1	(Z)	(Z)	(Z)	(Z)	(Z)	(Z)	(Z)	(Z)	(Z)	(Z)	(Z)	-	P.O.
-	-	-	-	(Z)	(Z)	-	-	2	(Z)	-	-	3	(Z)	12	OT-UK
205	63	85	50	201	80	105	36	94	71	63	85	123	118	12	25121
28	13	23	15	19	11	19	8	27	20	36	50	17	31	-	RAIL
124	38	46	27	98	45	69	24	53	44	21	26	56	69	-	M.C.
123	38	46	27	98	45	69	24	53	44	20	24	55	68	-	ICC
(Z)	(Z)	-	-	(Z)	(Z)	-	-	-	-	1	2	1	(Z)	-	N-ICC
53	11	16	8	82	23	17	4	13	7	7	9	46	16	-	P.T.
-	-	(Z)	(Z)	(Z)	(Z)	-	-	-	-	-	-	-	-	-	AIR
-	-	-	-	(Z)	(Z)	-	-	-	-	-	-	1	1	(Z)	WATER
(Z)	(Z)	1	(Z)	(Z)	(Z)	(Z)	(Z)	(Z)	(Z)	(Z)	(Z)	(Z)	(Z)	-	P.O.
-	-	-	-	(Z)	(Z)	-	-	2	(Z)	-	-	3	(Z)	12	OT-UK
141	48	43	22	170	52	49	9	39	27	25	24	79	48	8	25131
11	7	4	3	52	27	1	(Z)	7	7	3	3	3	5	-	RAIL
11	5	3	2	17	12	8	3	7	5	7	9	10	14	-	M.C.
11	5	3	2	17	12	8	3	7	5	7	9	10	14	-	ICC
-	-	-	-	-	-	-	-	(Z)	(Z)	(Z)	(Z)	(Z)	(Z)	-	N-ICC
115	35	37	17	101	13	40	6	25	15	15	12	57	29	-	P.T.
-	-	-	-	-	-	-	-	-	-	-	-	(Z)	(Z)	(Z)	WATER
(Z)	(Z)	(Z)	(Z)	(Z)	(Z)	-	-	-	-	-	-	(Z)	(Z)	-	P.O.
5	(Z)	-	-	(Z)	(Z)	(Z)	(Z)	(Z)	(Z)	-	-	9	(Z)	8	OT-UK
25	11	9	7	31	8	7	2	11	8	4	7	49	42	5	25141
3	2	4	4	5	2	1	(Z)	4	3	1	1	5	11	-	RAIL
19	8	4	3	13	5	4	1	7	5	3	5	31	31	-	M.C.
19	8	4	3	13	5	4	1	7	5	3	5	31	31	-	ICC
-	-	-	-	(Z)	(Z)	-	-	-	-	-	-	-	-	-	N-ICC
2	1	(Z)	(Z)	13	1	2	(Z)	(Z)	(Z)	(Z)	(Z)	11	(Z)	-	P.T.
-	-	-	-	(Z)	(Z)	-	-	-	-	-	-	-	-	-	AIR
-	-	-	-	-	-	-	-	-	-	-	-	-	-	(Z)	WATER
-	-	-	-	-	-	-	-	-	-	-	-	2	(Z)	5	OT-UK
175	39	70	19	149	46	61	17	134	36	28	10	122	34	7	2515
12	16	7	3	11	13	9	3	22	10	4	3	11	14	-	RAIL
18	9	38	9	15	4	7	2	10	8	6	3	46	8	-	M.C.
18	9	13	8	15	4	7	2	9	7	6	3	46	8	-	ICC
(Z)	(Z)	25	1	-	-	-	-	2	(Z)	(Z)	(Z)	(Z)	(Z)	-	N-ICC
145	14	25	7	116	23	46	11	102	18	18	4	65	12	-	P.T.



TABLE 2. SHIPMENTS BY MANUFACTURING ESTABLISHMENTS--COMMODITIES AND MEANS OF TRANSPORT BY DESTINATION: 1977--CON.

TCC CODE	COMMODITY AND MEANS OF TRANSPORT	VALUE (MILLION DOLLARS) (A)	TONS (THOU- SANDS) (B)	TON- MILES (MIL- LIONS) (C)	STANDARD ERROR (PERCENT) FOR COLUMNS--			TONS (THOUSANDS) AND TON-MILES (MILLIONS) BY DIVISION OF DESTINATION			
					(A)	(B)	(C)	NEW ENGLAND		MIDDLE ATLANTIC	
								TONS	TON- MILES	TONS	TON- MILES
2515	MATTRESSES AND BEDSPRINGS.	1	(Z)	(Z)	83	74	85	-	-	(Z)	(Z)
	AIR.	(Z)	(Z)	(Z)	1	-	-	-	-	-	-
	WATER.	(Z)	(Z)	(Z)	100	100	100	-	-	-	-
	PARCEL DELIVERY.				7	35	64	98	-	-	-
	OTHER AND UNKNOWN.	23	14								
25151	BED AND BOX SPRINGS, AND MATTRESSES.	1 243	748	188	19	18	40	11	22	105	8
	RAIL.	150	74	70	46	45	79	9	20	8	3
	MOTOR CARRIER.	279	148	43	32	37	31	2	2	19	3
	MOTOR CARRIER, ICC.	256	121	41	34	26	32	2	2	1	3
	MOTOR CARRIER, NON-ICC	24	27	1	92	96	89	-	-	1	(Z)
	PRIVATE TRUCK.	803	518	68	22	22	34	(Z)	(Z)	78	2
	WATER.	(Z)	(Z)	(Z)	1	-	-	-	-	-	-
	AIR.	(Z)	(Z)	(Z)	100	100	100	-	-	-	-
	PARCEL DELIVERY.	(Z)	(Z)	(Z)	7	66	96	100	-	-	-
	OTHER AND UNKNOWN.	10	8								
25153	CHAIR AND SOFA BEDS, AND STUDIO COUCHES.	254	129	53	30	30	44	3	3	10	7
	RAIL.	42	23	19	56	52	59	2	2	3	2
	MOTOR CARRIER.	40	17	7	17	18	19	(Z)	(Z)	3	2
	MOTOR CARRIER, ICC	40	17	(Z)	79	87	100	-	-	-	-
	MOTOR CARRIER, NON=ICC	(Z)	(Z)	(Z)	26	33	33	47	1	4	3
	PRIVATE TRUCK.	157	82	(Z)	83	74	85	-	-	(Z)	(Z)
	WATER.	1	(Z)	(Z)	39	38	100	-	-	-	-
	AIR.	13	7								
	OTHER AND UNKNOWN.										
25161	BEDS AND DRESSERS, HOUSEHOLD AND OFFICE *	1 134	695	412	21	22	24	17	14	85	60
	RAIL.	257	145	122	16	16	16	9	8	19	15
	MOTOR CARRIER.	418	232	139	41	30	22	2	2	26	12
	MOTOR CARRIER, ICC	417	231	139	41	29	22	2	2	26	12
	MOTOR CARRIER, NON-ICC	1	1	(Z)	90	95	81	-	-	-	-
	PRIVATE TRUCK.	449	313	151	31	36	44	6	4	40	33
	WATER.	(Z)	(Z)	(Z)	100	100	100	-	-	-	-
	AIR.	(Z)	(Z)	(Z)	59	62	64	-	-	-	-
	PARCEL DELIVERY.	(Z)	(Z)	(Z)	58	58	74	-	-	-	-
	OTHER AND UNKNOWN.	10	5								
2517	CABINETS (EXC. WOOD KITCHEN), CASES; HOUSEHOLD, OFFICE	1 340	791	367	15	15	12	53	14	105	35
	RAIL.	193	142	95	10	10	28	(Z)	(Z)	7	2
	MOTOR CARRIER.	684	391	216	11	12	14	23	12	72	21
	MOTOR CARRIER, ICC	677	388	216	11	12	14	23	12	71	21
	MOTOR CARRIER, NON=ICC	8	3	1	45	47	70	-	-	(Z)	(Z)
	PRIVATE TRUCK.	435	248	52	39	41	17	29	2	30	12
	WATER.	1	(Z)	(Z)	93	52	54	(Z)	(Z)	(Z)	(Z)
	AIR.	1	1	2	64	62	64	-	-	-	-
	WATER.	1	1	2	64	62	64	(Z)	(Z)	(Z)	(Z)
	PARCEL DELIVERY.	10	3	2	15	19	21	(Z)	(Z)	(Z)	(Z)
	OTHER AND UNKNOWN.	16	7	(Z)	44	47	55	(Z)	(Z)	-	-
25171	RADIO, PHONOGRAPH, AND TELEVISION CABINETS	501	333	85	36	35	14	32	5	23	3
	RAIL.	134	100	37	8	8	9	(Z)	(Z)	-	-
	MOTOR CARRIER.	148	112	26	24	23	37	5	4	19	2
	MOTOR CARRIER, ICC	148	111	26	24	23	37	5	4	18	2
	MOTOR CARRIER, NON-ICC	(Z)	(Z)	(Z)	51	51	54	-	-	(Z)	(Z)
	PRIVATE TRUCK.	218	121	22	71	72	35	27	1	5	1
	WATER.	(Z)	(Z)	(Z)	68	72	77	(Z)	(Z)	(Z)	(Z)
	AIR.	(Z)	(Z)	(Z)	70	85	82	(Z)	(Z)	-	-
	PARCEL DELIVERY.	(Z)	(Z)	-	-	-	-	-	-	-	-
	OTHER AND UNKNOWN.	1	(Z)								
25173	FILING CABINETS AND CASES.	532	304	217	12	14	18	12	5	57	14
	RAIL.	43	32	50	49	45	57	-	-	(Z)	(Z)
	MOTOR CARRIER.	393	217	153	14	15	17	9	4	43	12
	MOTOR CARRIER, ICC	389	216	153	14	16	17	9	4	43	12
	MOTOR CARRIER, NON-ICC	4	1	(Z)	59	73	83	-	-	(Z)	(Z)
	PRIVATE TRUCK.	79	49	11	21	24	50	2	1	14	2
	WATER.	(Z)	(Z)	(Z)	100	100	100	-	-	-	-
	AIR.	1	1	1	74	71	70	-	-	-	-
	WATER.	9	2	1	16	21	22	(Z)	(Z)	(Z)	(Z)
	PARCEL DELIVERY.	7	3	(Z)	22	22	73	(Z)	(Z)	-	-
	OTHER AND UNKNOWN.										
25179	CABINETS, NEC. HOUSEHOLD AND OFFICE.	274	134	60	23	27	13	9	4	21	17
	RAIL.	13	7	6	26	26	26	-	-	3	2
	MOTOR CARRIER.	139	58	35	20	16	19	9	4	9	6
	MOTOR CARRIER, ICC	136	57	35	21	16	19	9	4	9	6
	MOTOR CARRIER, NON=ICC	3	1	(Z)	66	66	67	-	-	(Z)	(Z)
	PRIVATE TRUCK.	113	65	18	50	53	22	(Z)	(Z)	10	9
	WATER.	1	(Z)	(Z)	100	91	85	-	-	(Z)	(Z)
	AIR.	(Z)	(Z)	(Z)	74	83	98	-	-	-	-
	WATER.	(Z)	(Z)	(Z)	82	82	89	(Z)	(Z)	(Z)	(Z)
	PARCEL DELIVERY.	1	3	(Z)	65	69	93	-	-	-	-
	OTHER AND UNKNOWN.	8									
25181	INFANTS' AND CHILDREN'S FURNITURE *	219	121	45	37	52	47	3	1	31	10
	RAIL.	108	24	9	81	92	84	1	1	18	4
	MOTOR CARRIER.	103	60	29	35	36	36	1	(Z)	11	5
	MOTOR CARRIER, ICC	103	57	29	36	37	36	1	(Z)	11	5
	MOTOR CARRIER, NON=ICC	5	3	(Z)	19	24	77	-	-	(Z)	(Z)
	PRIVATE TRUCK.	89	37	7	56	49	66	1	(Z)	2	(Z)
	WATER.	(Z)	(Z)	(Z)	100	100	100	-	-	-	-
	AIR.	(Z)	(Z)	(Z)	97	95	98	-	-	(Z)	(Z)
	PARCEL DELIVERY.	(Z)	(Z)	(Z)	100	100	100	-	-	(Z)	(Z)
	OTHER AND UNKNOWN.										
25199	HOUSEHOLD AND OFFICE FURNITURE, NEC *	1 258	624	328	18	21	20	9	6	109	27
	RAIL.	81	48	48	27	28	41	(Z)	(Z)	1	(Z)
	MOTOR CARRIER.	717	379	220	20	26	22	7	4	79	16
	MOTOR CARRIER, ICC	715	378	220	20	26	22	7	4	79	16
	MOTOR CARRIER, NON=ICC	2	1	(Z)	53	55	60	-	-	-	-
	PRIVATE TRUCK.	319	134	23	41	37	34	2	1	18	3
	WATER.	(Z)	(Z)	(Z)	39	46	51	-	-	-	-
	AIR.	3	1	2	100	100	100	-	-	-	-
	WATER.	(Z)	(Z)	(Z)	23	22	26	(Z)	(Z)	1	1
	PARCEL DELIVERY.	22	6	5							

TONS (THOUSANDS) AND TON-MILES (MILLIONS) BY DIVISION OF DESTINATION--CON.

EAST NORTH CENTRAL		WEST NORTH CENTRAL		SOUTH ATLANTIC		EAST SOUTH CENTRAL		WEST SOUTH CENTRAL		MOUNTAIN		PACIFIC		DESTINATION UNKNOWN	TCC CODE AND MOT
TONS	TON-MILES	TONS	TON-MILES	TONS	TON-MILES	TONS	TON-MILES	TONS	TON-MILES	TONS	TON-MILES	TONS	TON-MILES	TONS	
-	-	(Z)	(Z)	-	-	-	-	-	-	-	-	-	-	-	2515
-	-	-	-	(Z)	(Z)	-	-	-	-	-	-	(Z)	1	-	AIR
(Z)	(Z)	-	-	7	7	(Z)	(Z)	-	-	-	-	-	-	-	WATER
147	31	61	16	139	41	56	16	127	33	17	8	85	12	1	25151
12	16	5	2	8	10	7	3	17	9	3	2	6	3	-	RAIL
16	8	37	9	11	2	6	2	10	8	5	2	42	7	-	M.C.
16	8	12	7	11	2	6	2	8	7	5	2	42	7	-	ICC
(Z)	(Z)	25	1	-	-	-	-	2	(Z)	(Z)	(Z)	(Z)	(Z)	-	N-ICC
120	7	19	5	113	22	43	11	100	17	8	4	37	1	-	P.T.
-	-	-	-	(Z)	(Z)	-	-	-	-	-	-	(Z)	1	-	WATER
(Z)	(Z)	-	-	7	7	-	-	-	-	-	-	-	-	-	P.O.
28	8	10	3	11	5	5	1	7	2	12	2	37	22	6	25153
(Z)	(Z)	3	1	3	2	1	(Z)	5	1	1	1	6	10	-	RAIL
2	1	1	(Z)	5	1	1	(Z)	(Z)	(Z)	1	1	4	1	-	M.C.
2	1	1	(Z)	5	1	1	(Z)	(Z)	(Z)	1	1	4	1	-	ICC
25	7	6	2	3	1	2	(Z)	2	1	10	(Z)	28	11	-	N-ICC
(Z)	(Z)	(Z)	(Z)	-	-	-	-	-	-	-	-	-	-	-	P.T.
-	-	-	-	-	-	-	-	-	-	-	-	-	-	-	AIR
(Z)	(Z)	-	-	-	-	(Z)	(Z)	-	-	-	-	-	-	6	OT-UK
127	67	65	39	147	50	49	14	110	70	20	26	67	73	7	25161
24	14	21	18	16	12	5	2	29	19	10	14	12	20	(Z)	RAIL
62	28	30	13	49	16	14	5	15	14	6	7	24	42	2	M.C.
62	28	29	13	49	16	14	5	15	14	6	7	24	42	2	ICC
-	-	1	(Z)	-	-	-	-	-	-	-	-	(Z)	(Z)	-	N-ICC
41	25	14	8	82	23	30	6	66	37	4	4	30	11	-	P.T.
-	-	-	-	-	-	-	-	(Z)	(Z)	-	-	-	-	-	AIR
(Z)	(Z)	(Z)	(Z)	(Z)	(Z)	(Z)	(Z)	-	-	(Z)	(Z)	-	-	-	P.O.
-	-	-	-	(Z)	(Z)	-	-	-	-	-	-	(Z)	(Z)	5	OT-UK
284	73	58	35	109	44	38	9	39	36	35	59	67	61	6	2517
70	21	19	11	22	13	1	1	4	3	15	28	8	17	-	RAIL
138	35	26	17	44	23	12	7	33	33	20	30	24	37	-	M.C.
137	35	26	17	44	23	11	7	33	33	20	30	22	37	-	ICC
1	(Z)	-	-	-	-	(Z)	(Z)	-	-	-	-	2	(Z)	-	N-ICC
76	17	12	7	42	8	24	1	1	(Z)	(Z)	(Z)	33	4	-	P.T.
(Z)	(Z)	-	-	(Z)	(Z)	(Z)	(Z)	(Z)	(Z)	-	-	-	-	-	AIR
-	-	-	-	(Z)	(Z)	-	-	-	-	-	-	1	2	-	WATER
(Z)	(Z)	(Z)	(Z)	(Z)	(Z)	(Z)	(Z)	(Z)	(Z)	(Z)	(Z)	(Z)	(Z)	-	P.O.
-	-	-	-	(Z)	(Z)	(Z)	(Z)	(Z)	(Z)	(Z)	(Z)	1	(Z)	6	OT-UK
177	44	28	16	30	14	24	1	1	(Z)	(Z)	(Z)	19	(Z)	(Z)	25171
64	18	18	10	18	9	-	-	-	-	-	-	-	-	-	RAIL
76	16	1	(Z)	8	2	1	(Z)	1	(Z)	(Z)	(Z)	(Z)	(Z)	-	M.C.
76	16	1	(Z)	8	2	1	(Z)	1	(Z)	(Z)	(Z)	(Z)	(Z)	-	ICC
36	11	9	6	4	2	23	1	(Z)	(Z)	-	-	19	(Z)	-	N-ICC
(Z)	(Z)	-	-	-	-	(Z)	(Z)	-	-	-	-	-	-	-	P.T.
(Z)	(Z)	-	-	-	-	-	-	-	-	-	-	-	-	-	AIR
-	-	-	-	-	-	-	-	-	-	-	-	(Z)	(Z)	-	P.O.
-	-	-	-	-	-	-	-	-	-	-	-	-	-	(Z)	OT-UK
65	20	23	15	37	21	10	7	30	31	32	55	35	50	3	25173
4	3	-	-	3	3	-	-	3	2	15	28	7	15	-	RAIL
43	14	23	15	28	16	10	7	26	28	17	27	18	30	-	M.C.
43	14	23	15	28	16	10	7	26	28	17	27	17	30	-	ICC
(Z)	(Z)	-	-	-	-	-	-	-	-	-	-	1	(Z)	-	N-ICC
17	3	(Z)	(Z)	5	2	-	-	1	(Z)	-	-	10	3	-	P.T.
-	-	-	-	(Z)	(Z)	-	-	-	-	-	-	-	-	-	AIR
-	-	-	-	-	-	-	-	-	-	-	-	1	1	-	WATER
(Z)	(Z)	(Z)	(Z)	(Z)	(Z)	(Z)	(Z)	(Z)	(Z)	(Z)	(Z)	(Z)	(Z)	-	P.O.
-	-	-	-	(Z)	(Z)	-	-	(Z)	(Z)	(Z)	(Z)	-	-	3	OT-UK
32	8	6	3	39	9	2	(Z)	8	5	3	4	12	10	2	25179
2	1	(Z)	(Z)	(Z)	(Z)	(Z)	(Z)	1	(Z)	(Z)	(Z)	1	2	-	RAIL
17	5	2	2	6	4	1	(Z)	7	4	2	3	5	7	-	M.C.
17	5	2	2	6	4	1	(Z)	7	4	2	3	4	7	-	ICC
13	2	3	1	33	4	1	(Z)	1	(Z)	(Z)	(Z)	5	1	-	N-ICC
-	-	-	-	-	-	-	-	(Z)	(Z)	-	-	-	-	-	P.T.
-	-	-	-	(Z)	(Z)	-	-	-	-	-	-	(Z)	(Z)	-	AIR
(Z)	(Z)	(Z)	(Z)	(Z)	(Z)	(Z)	(Z)	(Z)	(Z)	(Z)	(Z)	(Z)	(Z)	-	WATER
-	-	-	-	(Z)	(Z)	(Z)	(Z)	(Z)	(Z)	(Z)	(Z)	1	(Z)	2	P.O.
-	-	-	-	(Z)	(Z)	(Z)	(Z)	(Z)	(Z)	(Z)	(Z)	-	-	-	OT-UK
13	8	3	2	34	5	6	3	5	3	4	3	23	10	-	25181
1	1	-	-	(Z)	(Z)	-	-	1	1	(Z)	(Z)	1	2	-	RAIL
8	5	2	2	11	4	4	3	3	2	4	3	16	5	-	M.C.
8	5	2	2	11	4	4	3	3	2	4	3	16	5	-	ICC
-	-	-	-	3	(Z)	-	-	-	-	-	-	-	-	-	N-ICC
4	2	(Z)	(Z)	23	1	1	(Z)	(Z)	(Z)	-	-	6	3	-	P.T.
-	-	-	-	(Z)	(Z)	-	-	-	-	-	-	-	-	-	WATER
(Z)	(Z)	(Z)	(Z)	(Z)	(Z)	(Z)	(Z)	(Z)	(Z)	(Z)	(Z)	-	-	-	P.O.
-	-	-	-	-	-	-	-	-	-	-	-	1	2	-	OT-UK
145	56	28	17	108	78	26	9	30	27	27	34	108	74	35	25199
10	11	4	2	9	3	3	2	8	7	8	15	6	8	-	RAIL
118	40	20	13	72	67	11	5	16	15	16	16	38	45	2	M.C.
118	40	20	13	72	67	11	5	16	15	16	16	38	44	2	ICC
-	-	(Z)	(Z)	-	-	-	-	-	-	-	-	(Z)	(Z)	-	N-ICC
16	5	2	1	24	5	11	2	3	1	1	1	45	3	12	P.T.
-	-	(Z)	(Z)	-	-	-	-	(Z)	(Z)	-	-	(Z)	(Z)	-	AIR
-	-	-	-	-	-	-	-	-	-	-	-	1	2	-	WATER
(Z)	(Z)	2	1	(Z)	(Z)	(Z)	(Z)	1	1	(Z)	(Z)	1	1	-	P.O.

TABLE 2. SHIPMENTS BY MANUFACTURING ESTABLISHMENTS--COMMODITIES AND MEANS OF TRANSPORT BY DESTINATION: 1977--CON.

TCC CODE	COMMODITY AND MEANS OF TRANSPORT	ALL SHIPMENTS						TONS (THOUSANDS) AND TON-MILES (MILLIONS) BY DIVISION OF DESTINATION			
		VALUE (MILLION DOLLARS) (A)	TONS (THOUSANDS) (B)	TON-MILES (MILLIONS) (C)	STANDARD ERROR (PERCENT) FOR COLUMNS--			NEW ENGLAND		MIDDLE ATLANTIC	
					(A)	(B)	(C)	TONS	TON-MILES	TONS	TON-MILES
25199	HOUSEHOLD AND OFFICE FURNITURE, NEC * OTHER AND UNKNOWN.	116	56	30	45	46	100	-	-	10	7
2531	PUBLIC BUILDING AND RELATED FURNITURE * RAIL MOTOR CARRIER, MOTOR CARRIER, ICC MOTOR CARRIER, NON-ICC PRIVATE TRUCK, AIR, WATER, PARCEL DELIVERY, OTHER AND UNKNOWN.	761 28 410 383 27 253 5 4 5 56	319 23 168 164 5 104 1 6 (Z) 16	207 20 139 138 1 29 3 16 (Z) 1	14 33 16 17 84 29 36 100 17 53	15 42 21 27 81 25 61 100 24 52	21 24 37 27 79 27 79 100 27 63	4 - 2 2 (Z) 2 (Z) - (Z) -	2 - 1 1 (Z) 1 (Z) - (Z) -	22 (Z) 17 16 1 (Z) (Z) - (Z) (Z)	1 1 12 12 (Z) (Z) - (Z) (Z)
25311	SCHOOL FURNITURE, EXC. STONE AND CONCRETE, RAIL MOTOR CARRIER, MOTOR CARRIER, ICC MOTOR CARRIER, NON-ICC PRIVATE TRUCK, WATER, PARCEL DELIVERY, OTHER AND UNKNOWN.	239 5 157 156 1 65 4 1 7	128 4 85 84 (Z) 31 6 (Z) 2	100 5 69 69 (Z) 10 16 (Z) (Z)	22 66 28 32 76 34 100 82 86	25 31 34 34 63 80 100 86	31 67 34 34 80 36 100 86	2 - 1 1 (Z) 1 - (Z) -	2 - 1 1 (Z) 1 - (Z) -	10 (Z) 8 8 - 2 - (Z) -	9 1 7 7 - 2 - (Z) -
25312	SEATS FOR PUBLIC CONVEYANCES RAIL MOTOR CARRIER, MOTOR CARRIER, ICC MOTOR CARRIER, NON-ICC PRIVATE TRUCK, AIR, PARCEL DELIVERY, OTHER AND UNKNOWN.	200 1 122 118 4 72 3 3 (Z)	45 (Z) 28 27 1 16 (Z) (Z) (Z)	24 1 20 19 (Z) 4 1 (Z) (Z)	42 100 40 71 63 73 85 38 48 99	51 100 71 68 71 89 38 99	100 100 100 100 100 100 100 100	(Z) - (Z) (Z) - - - (Z) -	(Z) - (Z) (Z) - - - (Z) -	3 - 2 2 (Z) 1 (Z) (Z) (Z)	2 - 2 2 (Z) (Z) (Z) (Z)
25314	SEATS: AUOITORIUM, BLEACHER, AND CIRCUS. RAIL MOTOR CARRIER, MOTOR CARRIER, ICC MOTOR CARRIER, NON-ICC PRIVATE TRUCK, AIR, PARCEL DELIVERY, OTHER AND UNKNOWN.	83 21 40 39 (Z) 13 1 (Z) 9	51 18 24 24 (Z) 6 1 (Z) 3	42 14 23 23 (Z) 3 2 (Z) (Z)	38 41 56 63 80 33 93 72 10 88	51 54 63 80 100 47 98 72 88	63 42 80 80 100 47 98 72 88	1 - 1 1 - (Z) (Z) (Z) -	1 - 1 1 - (Z) (Z) (Z) -	2 - 2 1 - (Z) - (Z) -	1 - 1 1 - (Z) - (Z) -
25319	PUBLIC BUILDING FURNITURE, NEC RAIL MOTOR CARRIER, MOTOR CARRIER, ICC MOTOR CARRIER, NON-ICC PRIVATE TRUCK, AIR, PARCEL DELIVERY, OTHER AND UNKNOWN.	238 1 93 70 22 103 2 (Z) 39	95 1 32 29 4 51 (Z) (Z) 11	41 1 27 27 (Z) 13 (Z) (Z) -	27 97 31 30 25 33 86 23 73	24 98 25 25 94 44 86 23	28 99 31 25 25 44 86 23	1 - (Z) (Z) (Z) 1 (Z) (Z) -	(Z) - (Z) (Z) (Z) (Z) (Z) (Z) -	7 (Z) 5 3 1 2 - (Z) -	5 (Z) 3 3 1 2 - (Z) -
254	PARTITIONS, SHELVING, LOCKERS, FIXTURES; OFFICE, STORE RAIL MOTOR CARRIER, MOTOR CARRIER, ICC MOTOR CARRIER, NON-ICC PRIVATE TRUCK, AIR, WATER, PARCEL DELIVERY, OTHER AND UNKNOWN.	2 571 70 1 454 1 347 107 953 14 7 32 40	1 658 85 989 905 84 550 3 6 8 17	779 73 569 473 96 122 4 7 4 1	9 53 14 11 48 22 44 77 31 43	11 17 15 12 54 54 37 89 100 37	17 69 40 40 54 54 51 100 100 81	121 (Z) 40 20 - - 81 (Z) - (Z) -	36 (Z) 20 157 - - 15 (Z) - (Z) -	303 (Z) 177 157 20 125 (Z) - - (Z) -	89 (Z) 78 73 5 11 (Z) - - (Z) -
25411	WOOD PARTITIONS AND FIXTURES, OFFICE AND STORE * RAIL MOTOR CARRIER, MOTOR CARRIER, ICC MOTOR CARRIER, NON-ICC PRIVATE TRUCK, AIR, WATER, PARCEL DELIVERY, OTHER AND UNKNOWN.	1 059 28 507 435 72 496 4 3 1 20	604 58 295 253 42 239 1 1 (Z) 9	233 48 151 119 32 34 1 (Z) (Z) -	17 99 26 23 77 29 61 49 100 39 71	26 99 33 25 95 34 52 52 100 43 71	43 99 33 25 95 54 34 52 100 43 71	55 - 13 13 - 43 (Z) - (Z) -	6 - 4 4 - 2 (Z) - (Z) -	78 - 36 30 6 41 (Z) - - (Z) -	17 - 14 10 5 3 (Z) - - (Z) -
25421	METAL PARTITIONS AND FIXTURES, OFFICE AND STORE * RAIL MOTOR CARRIER, MOTOR CARRIER, ICC MOTOR CARRIER, NON-ICC PRIVATE TRUCK, AIR, WATER, PARCEL DELIVERY, OTHER AND UNKNOWN.	1 501 50 932 888 44 450 10 4 34 22	1 009 36 649 599 50 301 2 5 7 9	550 31 423 344 78 82 3 7 4 1	14 59 16 16 56 28 60 100 28 61	13 51 15 13 65 30 23 68 31 81	14 51 15 15 65 23 68 68 38 81	26 (Z) 18 18 - 8 (Z) - - (Z) -	26 (Z) 16 16 - 10 (Z) - - (Z) -	233 (Z) 137 123 14 95 (Z) - - (Z) -	74 (Z) 66 66 (Z) 7 (Z) - - (Z) -
259	MISCELLANEOUS FURNITURE AND FIXTURES RAIL MOTOR CARRIER, MOTOR CARRIER, ICC MOTOR CARRIER, NON-ICC PRIVATE TRUCK, AIR, WATER, PARCEL DELIVERY, OTHER AND UNKNOWN.	1 264 94 737 735 1 317 8 5 58 45	430 24 228 228 (Z) 154 1 2 7 15	205 18 144 144 (Z) 32 1 5 3 2	10 16 14 14 55 32 91 78 18 37	11 20 16 16 94 31 91 69 14 25	11 20 16 16 94 31 91 69 14 25	20 (Z) 16 16 - 4 - - - (Z) (Z)	10 (Z) 7 7 - 3 - - - (Z) (Z)	65 2 27 27 - 25 - - - 1 11	15 1 9 9 - 3 - - - (Z) (Z)



TONS (THOUSANDS) AND TON-MILES (MILLIONS) BY DIVISION OF DESTINATION--CON.

EAST NORTH CENTRAL		WEST NORTH CENTRAL		SOUTH ATLANTIC		EAST SOUTH CENTRAL		WEST SOUTH CENTRAL		MOUNTAIN		PACIFIC		DESTINATION UNKNOWN	TCC CODE AND HOT
TONS	TON-MILES	TONS	TON-MILES	TONS	TON-MILES	TONS	TON-MILES	TONS	TON-MILES	TONS	TON-MILES	TONS	TON-MILES	TONS	
-	-	(Z)	(Z)	3	3	-	-	2	2	2	3	17	15	22	25199 OT-UK
60	18	38	23	59	30	22	24	28	17	15	17	54	59	16	2531 RAIL
(Z)	(Z)	1	(Z)	12	8	1	1	7	7	1	1	1	2	-	M.C.
35	14	24	19	21	15	14	20	13	8	11	13	32	36	(Z)	ICC
32	13	24	19	21	15	14	20	13	8	11	13	32	36	(Z)	N-ICC
4	(Z)	-	-	-	-	-	-	-	-	-	-	(Z)	(Z)	-	P.T.
25	4	14	3	26	7	7	3	9	2	3	3	14	2	-	AIR
(Z)	(Z)	(Z)	(Z)	(Z)	(Z)	(Z)	(Z)	(Z)	(Z)	(Z)	(Z)	1	2	-	WATER
-	-	-	-	-	-	-	-	-	-	-	-	6	16	-	P.O.
(Z)	(Z)	(Z)	(Z)	(Z)	(Z)	(Z)	(Z)	(Z)	(Z)	(Z)	(Z)	(Z)	(Z)	-	OT-UK
(Z)	(Z)	(Z)	(Z)	-	-	-	-	-	-	-	-	(Z)	(Z)	16	
13	6	10	6	17	15	14	21	18	7	6	6	36	29	2	25311 RAIL
(Z)	(Z)	(Z)	(Z)	2	3	-	-	-	-	1	1	(Z)	(Z)	(Z)	M.C.
10	5	9	5	12	11	11	19	10	6	5	4	20	12	(Z)	ICC
10	5	9	5	12	11	11	19	10	6	5	4	20	12	(Z)	N-ICC
3	1	1	(Z)	3	2	4	2	7	1	1	1	10	(Z)	-	P.T.
(Z)	(Z)	(Z)	(Z)	(Z)	(Z)	(Z)	(Z)	(Z)	(Z)	(Z)	(Z)	6	16	-	WATER
-	-	(Z)	(Z)	(Z)	(Z)	(Z)	(Z)	(Z)	(Z)	(Z)	(Z)	(Z)	(Z)	-	P.O.
(Z)	(Z)	(Z)	(Z)	-	-	-	-	-	-	-	-	(Z)	(Z)	2	OT-UK
20	5	15	10	1	(Z)	3	1	(Z)	(Z)	(Z)	(Z)	3	6	-	25312 RAIL
-	-	-	-	-	-	-	-	-	-	-	-	(Z)	1	-	M.C.
10	2	10	9	(Z)	(Z)	2	1	(Z)	(Z)	(Z)	(Z)	2	5	-	ICC
10	2	10	9	(Z)	(Z)	2	1	(Z)	(Z)	(Z)	(Z)	2	5	-	N-ICC
1	(Z)	-	-	-	-	-	-	-	-	-	-	-	-	-	P.T.
9	2	4	1	1	(Z)	1	(Z)	-	-	-	-	(Z)	(Z)	-	AIR
(Z)	(Z)	(Z)	(Z)	(Z)	(Z)	-	-	(Z)	(Z)	(Z)	(Z)	(Z)	(Z)	-	P.O.
(Z)	(Z)	(Z)	(Z)	(Z)	(Z)	(Z)	(Z)	(Z)	(Z)	(Z)	(Z)	(Z)	(Z)	-	OT-UK
-	-	(Z)	(Z)	-	-	-	-	-	-	-	-	-	-	-	
6	3	3	4	15	8	1	1	8	8	4	6	8	11	3	25314 RAIL
-	-	(Z)	(Z)	10	5	1	(Z)	7	7	-	-	1	1	-	M.C.
6	3	3	3	4	2	(Z)	(Z)	1	1	3	4	4	7	-	ICC
6	3	3	3	4	2	(Z)	(Z)	1	1	3	4	4	7	-	N-ICC
(Z)	(Z)	-	-	-	-	-	-	-	-	-	-	-	-	-	P.T.
(Z)	(Z)	(Z)	(Z)	1	1	(Z)	(Z)	(Z)	(Z)	1	1	3	1	-	AIR
-	-	-	-	(Z)	(Z)	(Z)	(Z)	-	-	(Z)	(Z)	1	2	-	P.D.
(Z)	(Z)	(Z)	(Z)	(Z)	(Z)	(Z)	(Z)	(Z)	(Z)	(Z)	(Z)	(Z)	(Z)	-	OT-UK
(Z)	(Z)	(Z)	(Z)	-	-	-	-	-	-	-	-	(Z)	(Z)	3	
21	4	10	4	26	6	4	2	2	2	4	6	7	13	11	25319 RAIL
-	-	(Z)	(Z)	-	-	1	(Z)	-	-	-	-	(Z)	(Z)	(Z)	M.C.
10	3	2	1	5	2	1	1	1	1	3	5	5	11	-	ICC
7	3	2	1	5	2	1	1	1	1	3	5	5	11	-	N-ICC
3	(Z)	-	-	-	-	-	-	-	-	-	-	(Z)	(Z)	-	P.T.
12	1	9	2	21	4	2	1	1	1	1	1	1	1	-	AIR
(Z)	(Z)	-	-	(Z)	(Z)	(Z)	(Z)	(Z)	(Z)	(Z)	(Z)	(Z)	(Z)	-	P.O.
(Z)	(Z)	(Z)	(Z)	(Z)	(Z)	(Z)	(Z)	(Z)	(Z)	(Z)	(Z)	(Z)	(Z)	-	OT-UK
-	-	-	-	-	-	-	-	-	-	-	-	-	-	11	
342	105	119	58	282	125	33	13	196	102	72	80	177	172	13	254 RAIL
4	2	(Z)	(Z)	65	51	1	1	10	10	-	-	6	9	(Z)	M.C.
261	90	101	53	90	45	25	11	148	83	48	60	99	129	(Z)	ICC
261	90	101	53	90	45	24	11	147	82	39	44	46	56	(Z)	N-ICC
(Z)	(Z)	-	-	(Z)	(Z)	(Z)	(Z)	1	1	9	16	53	74	-	P.T.
74	12	18	5	121	24	7	1	34	8	22	19	69	27	-	AIR
(Z)	(Z)	(Z)	(Z)	(Z)	(Z)	(Z)	(Z)	(Z)	(Z)	(Z)	(Z)	1	3	-	WATER
-	-	-	-	5	4	-	-	-	-	-	-	1	2	-	P.O.
4	1	(Z)	(Z)	1	1	(Z)	(Z)	(Z)	(Z)	1	1	(Z)	1	-	OT-UK
-	-	-	-	(Z)	(Z)	-	-	4	1	-	-	(Z)	(Z)	13	
73	16	36	13	149	78	12	5	88	36	10	14	94	49	9	25411 RAIL
-	-	-	-	57	47	1	1	-	-	-	-	-	-	-	M.C.
49	13	32	12	38	16	6	3	65	32	9	14	46	43	-	ICC
49	13	32	12	38	16	6	3	65	32	9	14	11	16	-	N-ICC
-	-	-	-	(Z)	(Z)	-	-	-	-	-	-	35	27	-	P.T.
24	3	4	1	53	15	5	1	23	4	(Z)	(Z)	47	5	-	AIR
(Z)	(Z)	(Z)	(Z)	-	-	(Z)	(Z)	(Z)	(Z)	(Z)	(Z)	1	1	-	WATER
-	-	-	-	1	(Z)	-	-	-	-	-	-	-	-	-	P.O.
(Z)	(Z)	-	-	(Z)	(Z)	(Z)	(Z)	(Z)	(Z)	(Z)	(Z)	-	-	-	OT-UK
-	-	-	-	-	-	-	-	-	-	-	-	-	-	9	
278	93	75	42	146	49	22	8	66	49	63	69	93	139	6	25421 RAIL
3	2	(Z)	(Z)	14	7	(Z)	(Z)	11	10	-	-	7	11	(Z)	M.C.
220	81	63	38	48	29	20	8	43	33	41	50	60	102	(Z)	ICC
220	81	63	38	48	29	19	8	42	32	29	30	37	44	(Z)	N-ICC
(Z)	(Z)	-	-	-	-	1	(Z)	1	1	11	20	23	58	-	P.T.
51	9	12	4	79	8	2	(Z)	9	4	22	18	24	21	-	AIR
(Z)	(Z)	(Z)	(Z)	(Z)	(Z)	(Z)	(Z)	(Z)	(Z)	(Z)	(Z)	1	3	-	WATER
-	-	-	-	4	4	-	-	-	-	-	-	1	2	-	P.O.
4	1	(Z)	(Z)	1	1	(Z)	(Z)	(Z)	(Z)	1	1	(Z)	1	-	OT-UK
-	-	-	-	(Z)	(Z)	-	-	3	1	-	-	(Z)	(Z)	6	
77	28	28	13	56	37	32	11	28	23	19	18	98	50	7	259 RAIL
-	-	1	(Z)	6	4	-	-	4	3	1	1	5	9	(Z)	M.C.
57	23	20	8	35	27	22	10	20	16	13	14	18	29	(Z)	ICC
57	23	20	8	35	27	22	10	20	16	13	14	18	29	(Z)	N-ICC
(Z)	(Z)	-	-	(Z)	(Z)	-	-	(Z)	(Z)	-	-	-	-	-	P.T.
18	5	6	3	12	6	10	1	2	2	5	3	72	6	-	AIR
(Z)	(Z)	(Z)	(Z)	(Z)	(Z)	(Z)	(Z)	(Z)	(Z)	(Z)	(Z)	(Z)	(Z)	-	WATER
-	-	-	-	-	-	-	-	-	-	-	-	2	5	-	P.O.
1	(Z)	1	(Z)	1	(Z)	(Z)	(Z)	(Z)	(Z)	(Z)	(Z)	2	1	(Z)	OT-UK
(Z)	(Z)	(Z)	(Z)	2	(Z)	(Z)	(Z)	1	1	(Z)	(Z)	(Z)	(Z)	1	



TONS (THOUSANDS) AND TON-MILES (MILLIONS) BY DIVISION OF DESTINATION--CON.

EAST NORTH CENTRAL		WEST NORTH CENTRAL		SOUTH ATLANTIC		EAST SOUTH CENTRAL		WEST SOUTH CENTRAL		MOUNTAIN		PACIFIC		DESTI-NATION UNKNOWN	TCC CODE AND MOT
TONS	TON-MILES	TONS	TON-MILES	TONS	TON-MILES	TONS	TON-MILES	TONS	TON-MILES	TONS	TON-MILES	TONS	TON-MILES	TONS	
31	13	12	4	24	14	10	2	17	14	7	6	39	26	6	25911
-	-	1	(Z)	6	4	-	-	4	4	1	1	5	9	6	RAIL
24	11	10	3	9	6	3	1	11	8	6	5	7	8	-	M.C.C.
24	11	10	3	9	6	3	1	11	8	6	5	7	8	-	ICC
(Z)	(Z)	-	-	-	-	-	-	-	-	-	-	-	-	-	N-ICC
6	2	(Z)	(Z)	6	4	7	1	1	1	-	-	24	3	-	P.T.
(Z)	(Z)	(Z)	(Z)	(Z)	(Z)	(Z)	(Z)	(Z)	(Z)	(Z)	(Z)	(Z)	(Z)	-	AIR
-	-	-	-	-	-	-	-	-	-	-	-	-	-	1	WATER
1	(Z)	(Z)	(Z)	1	(Z)	(Z)	(Z)	(Z)	(Z)	(Z)	(Z)	2	(Z)	-	P.O.
(Z)	(Z)	(Z)	(Z)	2	(Z)	(Z)	(Z)	1	1	(Z)	(Z)	(Z)	(Z)	-	OT-UK
43	12	16	8	33	25	23	10	13	11	11	11	67	27	1	2599
-	-	(Z)	(Z)	-	-	-	-	-	-	-	-	(Z)	(Z)	-	RAIL
29	9	12	6	25	23	19	9	11	10	9	10	12	23	(Z)	M.C.C.
29	9	12	6	25	23	19	9	11	10	9	10	12	23	(Z)	ICC
(Z)	(Z)	-	-	(Z)	(Z)	-	-	(Z)	(Z)	-	-	-	-	-	N-ICC
13	3	5	2	7	2	4	1	2	1	3	2	54	3	-	P.T.
(Z)	(Z)	-	-	(Z)	(Z)	(Z)	(Z)	-	-	-	-	(Z)	(Z)	-	AIR
-	-	-	-	-	-	-	-	-	-	-	-	-	-	-	WATER
(Z)	(Z)	(Z)	(Z)	(Z)	(Z)	(Z)	(Z)	(Z)	(Z)	(Z)	(Z)	(Z)	(Z)	(Z)	P.O.
-	-	(Z)	(Z)	-	-	-	-	(Z)	(Z)	-	-	(Z)	(Z)	1	OT-UK
37	11	14	7	26	19	23	10	10	8	11	11	66	25	1	25999
-	-	(Z)	(Z)	-	-	-	-	-	-	-	-	(Z)	(Z)	-	RAIL
29	9	10	5	19	17	19	9	9	7	9	10	11	21	(Z)	M.C.C.
29	9	10	5	19	17	19	9	9	7	9	10	11	21	(Z)	ICC
(Z)	(Z)	-	-	(Z)	(Z)	-	-	(Z)	(Z)	-	-	-	-	-	N-ICC
8	2	4	2	7	2	4	1	2	1	3	2	54	3	-	P.T.
(Z)	(Z)	-	-	(Z)	(Z)	(Z)	(Z)	-	-	-	-	(Z)	(Z)	-	AIR
-	-	-	-	-	-	-	-	-	-	-	-	-	-	-	WATER
(Z)	(Z)	(Z)	(Z)	(Z)	(Z)	(Z)	(Z)	(Z)	(Z)	(Z)	(Z)	(Z)	(Z)	(Z)	P.O.
-	-	(Z)	(Z)	-	-	-	-	(Z)	(Z)	-	-	(Z)	(Z)	1	OT-UK
26 638	9 894	6 685	3 520	16 453	5 204	6 607	2 234	9 516	4 200	1 742	1 267	15 036	7 516	2 034	26
11 114	7 000	3 493	2 458	7 371	3 368	3 093	1 463	4 184	2 473	1 011	900	6 275	5 267	3	RAIL
7 725	2 174	2 066	737	4 768	1 310	1 560	508	2 324	1 029	353	269	3 683	1 362	96	M.C.C.
6 197	2 032	1 775	700	3 913	1 267	1 442	506	2 023	1 008	326	254	3 448	1 317	96	ICC
1 528	142	291	37	855	43	118	2	301	21	27	15	234	45	-	N-ICC
6 474	649	1 091	308	3 909	516	1 945	261	2 537	593	371	90	3 513	714	257	P.T.
20	4	1	1	2	2	1	(Z)	1	1	2	1	12	8	-	AIR
104	46	14	8	83	3	-	-	206	74	-	-	867	111	-	WATER
-	-	-	-	-	-	-	-	-	-	-	-	-	-	-	PIPE
10	4	7	5	6	3	2	1	5	5	2	2	16	9	-	P.O.
1 192	17	13	4	313	2	6	(Z)	259	26	3	3	670	46	1 678	OT-UK
1 890	955	84	101	1 265	410	548	326	972	561	103	89	1 941	576	506	2611
1 090	895	79	94	1 020	388	436	318	426	440	97	85	561	460	-	RAIL
43	10	3	4	121	13	9	6	295	31	2	1	117	26	-	M.C.C.
28	10	3	4	121	13	9	6	124	31	2	1	117	26	-	ICC
15	(Z)	-	-	-	-	-	-	172	1	-	-	-	-	-	N-ICC
717	11	2	3	25	6	104	1	15	30	3	2	207	28	-	P.T.
40	39	-	-	76	2	-	-	49	35	-	-	463	20	-	AIR
-	-	-	-	-	-	-	-	-	-	-	-	-	-	-	WATER
(Z)	(Z)	-	-	(Z)	(Z)	-	-	-	-	-	-	(Z)	(Z)	-	PIPE
-	-	-	-	23	(Z)	-	-	186	25	-	-	592	41	506	OT-UK
1 566	907	64	73	1 173	369	547	322	709	260	1	1	1 440	452	445	26111
1 060	849	64	73	933	348	436	318	300	199	1	1	257	371	-	RAIL
43	10	-	-	116	13	7	3	172	1	-	-	88	23	-	M.C.C.
28	10	-	-	116	13	7	3	1	(Z)	-	-	88	23	-	ICC
15	(Z)	-	-	-	-	-	-	172	1	-	-	-	-	-	N-ICC
422	9	-	-	25	6	104	1	1	(Z)	-	-	43	4	-	P.T.
-	-	-	-	-	-	-	-	-	-	-	-	-	-	-	AIR
40	39	-	-	76	2	-	-	49	35	-	-	461	13	-	WATER
-	-	-	-	-	-	-	-	-	-	-	-	-	-	-	PIPE
(Z)	(Z)	-	-	(Z)	(Z)	-	-	-	-	-	-	(Z)	(Z)	-	P.O.
-	-	-	-	23	(Z)	-	-	186	25	-	-	592	41	445	OT-UK
324	47	21	28	92	41	2	3	263	302	101	88	501	124	61	26112
29	46	16	21	87	40	(Z)	(Z)	126	242	96	84	304	89	-	RAIL
-	-	3	4	5	1	2	3	123	30	2	1	30	4	-	M.C.C.
-	-	3	4	5	1	2	3	123	30	2	1	30	4	-	ICC
-	-	-	-	-	-	-	-	(Z)	(Z)	-	-	-	-	-	N-ICC
295	1	2	3	-	-	-	-	14	30	3	2	165	24	-	P.T.
-	-	-	-	-	-	-	-	-	-	-	-	3	7	-	WATER
-	-	-	-	-	-	-	-	-	-	-	-	-	-	61	OT-UK
7 178	3 219	2 445	1 549	3 985	1 882	1 724	773	2 690	1 234	420	371	3 834	2 982	493	2621
3 206	2 175	1 491	1 096	1 988	1 200	779	466	1 526	802	265	241	2 053	1 936	4	RAIL
2 337	912	705	351	1 654	598	682	232	305	305	112	106	1 009	663	9	M.C.C.
2 203	865	647	320	1 338	573	560	231	539	294	103	94	862	624	9	ICC
134	47	58	32	316	25	122	1	24	11	8	12	147	39	-	N-ICC
487	119	234	93	341	83	263	75	447	111	43	23	633	332	4	P.T.
1	(Z)	(Z)	(Z)	1	1	(Z)	(Z)	(Z)	(Z)	(Z)	(Z)	2	3	-	AIR
-	-	16	8	-	-	-	-	80	15	-	-	134	45	-	WATER
1	(Z)	(Z)	(Z)	1	(Z)	(Z)	(Z)	(Z)	(Z)	(Z)	(Z)	(Z)	1	-	P.O.
1 146	12	(Z)	(Z)	-	-	-	-	73	(Z)	(Z)	(Z)	1	2	477	OT-UK
41	17	97	46	303	130	235	48	885	279	104	58	647	425	1	26211
28	12	67	34	245	113	85	27	524	206	84	54	480	369	-	RAIL
13	5	30	12	58	16	76	18	155	35	-	-	89	2	-	M.C.C.
13	5	30	12	58	16	76	18	155	35	-	-	13	1	-	ICC
-	-	-	-	-	-	-	-	-	-	-	-	77	1	-	N-ICC
-	-	-	-	1	1	74	3	125	23	19	3	78	54	-	P.T.
-	-	-	-	-	-	-	-	80	15	-	-	-	-	-	WATER
-	-	-	-	-	-	-	-	-	-	-	-	-	-	1	OT-UK



TABLE 2. SHIPMENTS BY MANUFACTURING ESTABLISHMENTS--COMMODITIES AND MEANS OF TRANSPORT BY DESTINATION: 1977--CON.

TCC CODE	COMMODITY AND MEANS OF TRANSPORT	ALL SHIPMENTS						TONS (THOUSANDS) AND TON-MILES (MILLIONS) BY DIVISION OF DESTINATION			
		VALUE (MILLION DOLLARS) (A)	TONS (THOUSANDS) (B)	TON-MILES (MILLIONS) (C)	STANDARD ERROR (PERCENT) FOR COLUMNS--			NEW ENGLAND		MIDDLE ATLANTIC	
					(A)	(B)	(C)	TONS	TON-MILES	TONS	TON-MILES
26212	GROUND WOOD PAPER, UNCOATED.	694	2 058	1 078	27	27	28	287	71	567	239
	RAIL	456	1 395	812	23	23	24	254	63	344	160
	MOTOR CARRIER	188	554	241	43	42	43	27	6	202	71
	MOTOR CARRIER, ICC	188	554	241	43	42	43	27	6	202	71
	PRIVATE TRUCK	20	58	16	35	32	40	6	2	20	8
	WATER	5	15	8	69	69	71	-	-	-	-
	PARCEL DELIVERY	(Z)	(Z)	(Z)	100	100	100	-	-	-	-
	OTHER AND UNKNOWN	27	37	-	13	13	-	-	-	-	-
26213	PRINTING PAPER, COATED AND UNCOATED.	7 443	13 402	7 359	14	15	14	1 105	440	2 207	926
	RAIL	3 020	6 080	4 354	17	18	18	324	183	708	453
	MOTOR CARRIER	3 381	5 697	2 387	21	22	19	660	206	1 302	412
	MOTOR CARRIER, ICC	3 257	5 293	2 331	22	24	20	658	206	1 283	404
	MOTOR CARRIER, NON-ICC	125	404	56	30	51	19	2	(Z)	19	9
	PRIVATE TRUCK	851	1 449	595	24	29	39	112	40	192	60
	AIR	3	1	(Z)	94	83	62	(Z)	(Z)	-	-
	WATER	24	23	21	56	40	57	8	11	-	-
	PARCEL DELIVERY	2	(Z)	(Z)	69	60	53	(Z)	(Z)	-	-
	OTHER AND UNKNOWN	162	152	1	17	18	89	-	-	5	1
26214	WRAPPING PAPER, WRAPPERS, AND COARSE PAPER	1 817	4 547	2 678	15	20	21	124	110	650	463
	RAIL	975	2 978	2 156	19	23	25	73	88	374	304
	MOTOR CARRIER	538	933	348	8	7	10	39	17	158	70
	MOTOR CARRIER, ICC	481	768	342	8	7	11	39	17	155	67
	MOTOR CARRIER, NON-ICC	56	165	6	16	15	52	-	-	3	3
	PRIVATE TRUCK	183	399	94	20	14	18	10	6	25	9
	AIR	1	(Z)	1	70	75	71	-	-	(Z)	(Z)
	WATER	50	112	79	37	46	59	2	(Z)	93	79
	PARCEL DELIVERY	(Z)	(Z)	(Z)	84	81	76	(Z)	(Z)	-	-
	OTHER AND UNKNOWN	71	125	(Z)	55	80	94	-	-	-	-
26217	SPECIAL INDUSTRIAL PAPER	593	1 212	387	37	63	53	92	46	634	105
	RAIL	150	293	220	38	49	51	32	25	60	24
	MOTOR CARRIER	253	446	105	42	51	45	22	12	195	30
	MOTOR CARRIER, ICC	227	389	100	44	55	45	22	12	195	30
	MOTOR CARRIER, NON-ICC	26	58	5	89	93	99	-	-	-	-
	PRIVATE TRUCK	97	418	61	94	99	98	37	9	379	50
	PARCEL DELIVERY	1	(Z)	(Z)	46	66	73	(Z)	(Z)	(Z)	(Z)
	OTHER AND UNKNOWN	92	55	1	74	77	100	-	-	-	-
26218	SANITARY TISSUE STOCK	1 486	2 747	1 048	51	38	10	39	45	207	176
	RAIL	348	931	775	11	11	12	37	43	146	142
	MOTOR CARRIER	147	395	222	13	14	17	-	-	54	33
	MOTOR CARRIER, ICC	119	285	121	16	18	24	-	-	46	26
	MOTOR CARRIER, NON-ICC	28	110	101	20	20	26	-	-	8	7
	PRIVATE TRUCK	22	38	13	30	33	49	2	2	7	1
	WATER	47	94	33	60	56	6	-	-	-	-
	PARCEL DELIVERY	(Z)	(Z)	(Z)	100	100	100	-	-	-	-
	OTHER AND UNKNOWN	923	1 289	6	85	85	100	-	-	-	-
26219	PAPER, NEC	3 052	3 071	1 248	12	21	18	207	63	461	104
	RAIL	245	661	330	30	54	45	131	34	54	27
	MOTOR CARRIER	1 938	1 593	711	14	14	14	46	22	264	53
	MOTOR CARRIER, ICC	1 910	1 566	693	14	14	14	46	22	263	53
	MOTOR CARRIER, NON-ICC	28	27	18	53	46	54	(Z)	(Z)	1	1
	PRIVATE TRUCK	659	754	189	15	27	22	30	7	140	22
	AIR	27	4	4	40	33	34	(Z)	(Z)	(Z)	(Z)
	WATER	10	11	4	40	41	46	-	-	2	2
	PARCEL DELIVERY	57	4	3	51	32	53	(Z)	(Z)	1	(Z)
	OTHER AND UNKNOWN	117	44	7	31	50	80	-	-	(Z)	(Z)
26311	PAPERBOARD, PULPBOARD, AND FIBERBOARD *	6 644	27 629	12 659	12	12	14	1 318	832	3 355	2 010
	RAIL	4 382	18 519	11 154	14	15	15	817	740	2 408	1 788
	MOTOR CARRIER	972	4 190	927	13	17	16	379	53	733	169
	MOTOR CARRIER, ICC	874	3 812	901	14	18	16	377	52	717	166
	MOTOR CARRIER, NON-ICC	98	378	26	34	38	46	2	1	16	3
	PRIVATE TRUCK	1 096	4 223	459	35	31	24	113	17	173	19
	AIR	7	21	3	59	62	64	-	-	-	-
	WATER	102	293	106	32	27	28	9	23	40	33
	OTHER AND UNKNOWN	85	384	10	21	22	28	-	-	-	-
264	CONVERTED PAPER, PAPERBOARD PRODUCTS, EXC. CONTAINERS	14 136	14 728	5 788	5	8	10	697	222	2 573	789
	RAIL	3 831	5 130	3 005	9	12	11	164	67	688	415
	MOTOR CARRIER	6 336	5 622	2 032	6	7	10	393	120	1 211	297
	MOTOR CARRIER, ICC	6 147	5 412	2 008	6	8	10	390	120	1 200	296
	MOTOR CARRIER, NON-ICC	188	210	28	39	56	58	3	(Z)	11	1
	PRIVATE TRUCK	3 124	3 568	680	12	14	19	137	34	648	71
	AIR	26	9	6	32	47	42	(Z)	(Z)	1	(Z)
	WATER	164	165	27	67	77	38	(Z)	(Z)	3	1
	PARCEL DELIVERY	283	53	29	19	17	19	3	1	6	3
	OTHER AND UNKNOWN	372	182	9	12	11	65	(Z)	(Z)	15	3
26421	ENVELOPES *	996	625	121	16	18	25	32	4	159	19
	RAIL	5	7	8	94	97	99	-	-	-	-
	MOTOR CARRIER	559	335	90	14	14	18	24	4	83	14
	MOTOR CARRIER, ICC	532	311	88	15	16	19	22	3	83	14
	MOTOR CARRIER, NON-ICC	27	24	2	32	38	64	2	(Z)	(Z)	(Z)
	PRIVATE TRUCK	392	265	18	22	25	39	8	1	75	4
	AIR	6	5	2	68	92	84	-	-	-	-
	WATER	(Z)	(Z)	(Z)	100	100	100	-	-	-	-
	PARCEL DELIVERY	24	9	4	36	45	51	(Z)	(Z)	1	(Z)
	OTHER AND UNKNOWN	9	4	(Z)	60	59	43	-	-	-	-
26431	PAPER BAGS *	3 423	4 699	1 935	13	18	19	200	117	659	273
	RAIL	600	1 216	776	37	35	32	25	19	139	117
	MOTOR CARRIER	1 515	1 891	756	15	15	15	120	69	362	120
	MOTOR CARRIER, ICC	1 490	1 845	748	16	15	15	120	69	362	120

TONS (THOUSANDS) AND TON-MILES (MILLIONS) BY DIVISION OF OESTINATION--CON.

EAST NORTH CENTRAL		WEST NORTH CENTRAL		SOUTH ATLANTIC		EAST SOUTH CENTRAL		WEST SOUTH CENTRAL		MOUNTAIN		PACIFIC		DESTINATION UNKNOWN	TCC CODE AND MOT
TONS	TON-MILES	TONS	TON-MILES	TONS	TON-MILES	TONS	TON-MILES	TONS	TON-MILES	TONS	TON-MILES	TONS	TON-MILES	TONS	
316	234	256	180	229	176	229	99	97	50	12	12	28	18	37	26212
213	176	186	139	134	124	167	90	61	32	12	12	23	17	-	RAIL
99	57	53	32	90	50	51	7	31	17	-	-	(Z)	(Z)	-	M.C.
4	1	1	(Z)	6	2	11	2	4	1	-	-	(Z)	(Z)	-	ICC
-	-	15	8	-	-	-	-	-	-	-	-	-	-	-	P.T.
-	-	-	-	(Z)	(Z)	-	-	-	-	-	-	-	-	-	WATER
-	-	-	-	-	-	-	-	-	-	-	-	-	-	-	P.O.
-	-	-	-	-	-	-	-	-	-	-	-	-	-	37	OT-UK
3 632	1 891	1 140	710	1 833	871	651	379	772	570	173	167	1 735	1 404	153	26213
2 074	1 294	766	520	696	497	342	229	443	346	79	86	646	747	2	RAIL
1 274	525	341	173	950	320	243	128	259	176	73	64	595	382	-	M.C.
1 240	514	309	158	664	311	243	128	254	174	72	62	570	376	-	ICC
34	12	31	16	286	9	(Z)	(Z)	5	3	2	2	25	6	-	N-ICC
285	72	33	17	186	54	66	22	71	48	21	17	479	265	4	P.T.
-	-	-	-	(Z)	(Z)	-	-	(Z)	(Z)	-	-	-	-	-	AIR
(Z)	(Z)	-	-	(Z)	(Z)	-	-	(Z)	(Z)	(Z)	(Z)	-	15	10	WATER
-	-	(Z)	(Z)	-	-	-	-	(Z)	(Z)	(Z)	(Z)	-	-	-	P.O.
-	-	-	-	-	-	-	-	-	-	(Z)	(Z)	-	-	147	OT-UK
734	563	314	268	934	379	324	98	446	137	45	41	919	619	58	26214
493	466	275	244	662	313	122	71	254	110	31	30	693	531	1	RAIL
163	73	27	18	178	47	165	13	33	12	14	11	151	85	6	M.C.
151	72	27	18	171	47	44	13	33	12	14	11	129	85	6	ICC
12	1	-	-	7	1	121	(Z)	-	-	-	-	22	(Z)	-	N-ICC
78	24	11	6	94	18	37	14	86	15	(Z)	(Z)	58	2	-	P.T.
-	-	-	-	-	-	(Z)	(Z)	-	-	-	-	(Z)	1	-	AIR
-	-	-	-	-	-	-	-	-	-	-	-	17	(Z)	-	WATER
-	-	-	-	(Z)	(Z)	(Z)	(Z)	-	-	-	-	-	-	-	P.O.
(Z)	(Z)	-	-	-	-	-	-	73	(Z)	-	-	-	-	51	OT-UK
220	48	106	102	31	14	7	3	54	56	2	2	13	11	53	26217
32	8	96	97	13	6	3	2	52	52	1	1	3	6	-	RAIL
187	39	8	5	18	8	3	2	3	4	-	-	10	5	-	M.C.
136	34	8	5	18	8	3	2	3	4	-	-	3	5	-	ICC
51	5	-	-	-	-	-	-	-	-	-	-	7	(Z)	-	N-ICC
(Z)	(Z)	1	(Z)	(Z)	(Z)	-	-	-	-	(Z)	1	-	-	-	P.T.
(Z)	(Z)	(Z)	(Z)	(Z)	(Z)	-	-	-	-	-	-	(Z)	(Z)	-	P.O.
1	1	-	-	-	-	-	-	-	-	-	-	(Z)	1	53	OT-UK
1 432	233	70	46	229	134	125	60	101	34	65	68	318	252	161	26218
235	183	49	32	144	81	41	35	67	21	57	58	154	180	1	RAIL
59	42	21	14	63	53	79	22	31	11	7	80	61	36	-	M.C.
27	15	2	1	67	40	79	22	15	4	1	(Z)	48	13	-	ICC
32	27	19	13	16	14	15	7	15	7	6	10	13	22	-	N-ICC
9	2	-	-	1	(Z)	4	2	4	1	1	1	9	3	-	P.T.
-	-	-	-	-	-	-	-	-	-	-	-	94	33	-	WATER
-	-	-	-	-	-	-	-	-	-	-	-	(Z)	(Z)	-	P.O.
1 129	6	-	-	-	-	-	-	-	-	-	-	-	-	160	OT-UK
803	233	462	198	427	178	154	86	335	108	19	23	173	253	30	26219
132	36	50	31	94	66	19	13	126	36	(Z)	1	54	86	-	RAIL
542	171	224	97	277	103	65	41	51	50	18	21	104	153	3	M.C.
538	168	216	94	271	102	65	41	48	48	17	21	100	144	3	ICC
4	3	8	3	6	2	(Z)	(Z)	3	1	(Z)	(Z)	4	8	-	N-ICC
111	20	187	70	53	8	70	32	157	22	1	1	5	7	-	P.T.
1	(Z)	(Z)	(Z)	1	1	(Z)	(Z)	(Z)	(Z)	(Z)	(Z)	1	2	-	AIR
-	-	(Z)	(Z)	-	-	-	-	-	-	-	-	9	2	-	WATER
1	(Z)	(Z)	(Z)	1	(Z)	(Z)	(Z)	(Z)	(Z)	(Z)	(Z)	1	1	-	P.O.
16	6	-	-	-	-	-	-	-	-	-	-	1	2	27	OT-UK
8 725	3 751	1 693	1 004	4 701	1 294	1 571	526	1 946	807	348	257	3 923	2 178	50	26311
5 044	3 174	1 367	937	3 073	1 119	1 340	464	1 361	686	327	248	2 783	1 998	-	RAIL
1 320	384	217	44	739	105	115	37	420	55	12	5	254	53	-	M.C.
1 154	370	132	43	631	98	115	37	420	79	12	5	254	53	-	ICC
167	15	85	1	108	7	-	-	1	(Z)	-	-	-	-	-	N-ICC
2 258	183	100	20	586	68	116	26	93	21	6	1	778	104	-	P.T.
13	1	-	-	-	-	-	-	-	-	-	-	8	2	-	AIR
63	8	-	-	8	(Z)	-	-	71	21	-	-	101	22	-	WATER
27	1	10	4	295	2	-	-	-	-	3	3	-	-	50	OT-UK
2 765	1 029	1 228	500	2 580	996	857	333	1 411	727	559	325	1 847	867	212	264
1 088	528	432	255	1 182	552	272	150	678	424	214	211	410	402	-	RAIL
1 068	368	440	156	933	314	319	109	331	191	146	90	724	366	56	M.C.
984	377	405	155	905	311	313	108	323	188	134	90	700	364	56	ICC
84	11	34	3	28	3	6	1	8	3	11	1	24	2	-	N-ICC
591	104	346	84	457	126	264	73	388	104	196	20	540	64	-	P.T.
5	2	(Z)	(Z)	1	(Z)	(Z)	(Z)	(Z)	(Z)	1	1	1	2	-	AIR
-	-	-	-	-	-	-	-	8	4	-	-	154	23	-	WATER
9	3	6	4	5	3	2	1	4	4	1	2	17	8	-	P.O.
5	3	3	(Z)	(Z)	(Z)	(Z)	(Z)	1	(Z)	(Z)	(Z)	1	2	155	OT-UK
152	25	36	8	80	23	13	5	50	11	19	9	79	16	4	26421
-	-	(Z)	(Z)	3	2	-	-	4	6	(Z)	(Z)	(Z)	(Z)	-	RAIL
102	21	32	7	39	13	10	4	12	4	11	7	23	15	-	M.C.
90	20	27	7	35	13	10	4	12	4	10	7	22	15	-	ICC
13	1	5	(Z)	4	(Z)	(Z)	(Z)	(Z)	(Z)	(Z)	(Z)	(Z)	(Z)	-	N-ICC
43	2	3	(Z)	37	7	3	1	34	1	7	1	55	(Z)	-	P.T.
4	1	(Z)	(Z)	(Z)	(Z)	(Z)	(Z)	(Z)	(Z)	(Z)	(Z)	-	-	-	AIR
-	-	-	-	-	-	-	-	-	-	-	-	(Z)	(Z)	-	WATER
3	1	1	(Z)	1	1	(Z)	(Z)	1	1	(Z)	(Z)	1	1	-	P.O.
(Z)	(Z)	-	-	-	-	-	-	(Z)	(Z)	-	-	(Z)	(Z)	4	OT-UK
917	429	365	165	736	235	393	136	558	235	122	94	722	252	26	26431
347	203	101	65	172	75	92	41	155	84	85	67	101	107	-	RAIL
319	159	115	53	287	92	134	46	156	69	33	25	365	123	(Z)	M.C.
313	156	99	52	267	89	130	45	156	69	33	25	365	123	(Z)	ICC

TABLE 2. SHIPMENTS BY MANUFACTURING ESTABLISHMENTS--COMMOOITIES AND MEANS OF TRANSPORT BY DESTINATION: 1977--CON.

TCC CODE	COMMOOITY AND MEANS OF TRANSPORT	ALL SHIPMENTS						TONS (THOUSANDS) AND TON-MILES (MILLIONS) BY DIVISION OF DESTINATION				
		VALUE (MILLION DOLLARS) (A)	TONS (THOU- SANDS) (B)	TON- MILES (MIL- LIONS) (C)	STANDARD ERROR (PERCENT) FOR COLUMNS--			NEW ENGLAND TONS	TON- MILES	MIDDLE ATLANTIC TONS	TON- MILES	
					(A)	(B)	(C)					
26431	PAPER BAGS *											
	MOTOR CARRIER, NON-ICC	25	46	8	59	65	92	-	-	(2)	(2)	
	PRIVATE TRUCK	1 204	1 543	398	20	24	26	54	29	158	36	
	AIR	8	1	1	55	64	60	(2)	(2)	(2)	(2)	
	WATER	24	20	3	61	81	93	-	-	-	-	
	PARCEL DELIVERY	14	1	1	41	28	30	(2)	(2)	(2)	(2)	
	OTHER AND UNKNOWN	58	26	1	17	17	75	-	-	(2)	(2)	
26441	WALLPAPER *	429	134	72	29	28	36	2	1	26	3	
	RAIL	1	(2)	(2)	100	100	100	-	-	-	-	
	MOTOR CARRIER	261	81	65	32	30	38	2	1	9	3	
	MOTOR CARRIER, ICC	256	79	63	33	30	39	2	1	9	3	
	MOTOR CARRIER, NON-ICC	5	1	2	81	82	92	-	-	-	-	
	PRIVATE TRUCK	139	49	4	54	46	45	-	-	16	(2)	
	AIR	1	(2)	(2)	89	73	75	-	-	-	-	
	PARCEL DELIVERY	21	3	2	62	63	65	(2)	(2)	1	(2)	
	OTHER AND UNKNOWN	6	1	-	77	77	-	-	-	-	-	
2645	OIE-CUT PAPER AND PAPERBOARD PRODUCTS	1 354	1 312	351	15	20	24	73	12	249	48	
	RAIL	71	75	81	35	48	45	-	-	9	5	
	MOTOR CARRIER	772	748	212	21	28	22	46	9	149	34	
	MOTOR CARRIER, ICC	694	648	204	16	25	20	45	9	148	34	
	MOTOR CARRIER, NON-ICC	77	99	8	79	92	95	1	(2)	1	(2)	
	PRIVATE TRUCK	223	395	48	23	31	33	25	3	85	8	
	AIR	3	1	1	71	75	90	(2)	(2)	(2)	(2)	
	WATER	7	4	2	92	90	80	(2)	(2)	2	(2)	
	PARCEL DELIVERY	82	9	6	40	34	41	1	(2)	1	(2)	
	OTHER AND UNKNOWN	196	81	(2)	32	29	80	(2)	(2)	2	(2)	
26451	OFFICE SUPPLIES	745	508	151	15	15	18	26	4	53	17	
	RAIL	22	16	27	46	46	51	-	-	-	-	
	MOTOR CARRIER	474	392	115	20	15	17	10	3	48	15	
	MOTOR CARRIER, ICC	429	350	114	19	14	17	10	3	47	15	
	MOTOR CARRIER, NON-ICC	45	42	1	56	75	50	-	-	1	(2)	
	PRIVATE TRUCK	51	40	4	36	46	36	16	1	4	1	
	AIR	1	(2)	(2)	63	63	38	(2)	(2)	(2)	(2)	
	WATER	1	(2)	(2)	85	83	90	-	-	(2)	(2)	
	PARCEL DELIVERY	61	7	5	49	39	45	(2)	(2)	1	(2)	
	OTHER AND UNKNOWN	136	52	(2)	74	72	99	(2)	(2)	(2)	(2)	
26452	COATED PAPERBOARD	162	246	58	44	56	66	38	6	76	12	
	RAIL	7	14	14	100	100	100	-	-	1	2	
	MOTOR CARRIER	94	185	39	55	59	51	28	4	66	10	
	MOTOR CARRIER, ICC	66	129	33	61	71	63	28	4	66	10	
	MOTOR CARRIER, NON-ICC	28	56	7	100	100	100	-	-	-	-	
	PRIVATE TRUCK	9	23	4	69	80	78	9	2	9	1	
	AIR	1	(2)	(2)	100	100	100	-	-	-	-	
	WATER	(2)	(2)	(2)	100	100	100	-	-	-	-	
	PARCEL DELIVERY	(2)	(2)	(2)	72	71	79	(2)	(2)	(2)	(2)	
	OTHER AND UNKNOWN	50	24	(2)	23	23	100	-	-	-	-	
26453	CLOSURES FOR BOTTLES, CANS, AND JARS	58	45	37	31	33	33	(2)	(2)	1	1	
	RAIL	21	17	24	39	34	41	-	-	-	-	
	MOTOR CARRIER	34	26	11	42	41	56	(2)	(2)	1	1	
	MOTOR CARRIER, ICC	34	26	11	42	41	56	(2)	(2)	1	1	
	MOTOR CARRIER, NON-ICC	(2)	(2)	(2)	100	100	100	-	-	-	-	
	PRIVATE TRUCK	1	1	(2)	88	97	99	(2)	(2)	-	-	
	AIR	(2)	(2)	(2)	90	88	96	-	-	-	-	
	WATER	1	2	1	-	-	-	-	-	-	-	
	PARCEL DELIVERY	(2)	(2)	(2)	71	94	91	(2)	(2)	(2)	(2)	
26459	OIE-CUT PAPER PRODUCTS, NEC	389	514	106	21	26	27	9	1	119	18	
	RAIL	21	29	17	59	52	55	-	-	3	3	
	MOTOR CARRIER	169	145	47	31	47	29	8	1	8	9	
	MOTOR CARRIER, ICC	166	143	47	33	48	29	7	1	34	9	
	MOTOR CARRIER, NON-ICC	4	1	(2)	73	72	94	1	(2)	1	(2)	
	PRIVATE TRUCK	163	331	39	33	38	42	(2)	(2)	72	6	
	AIR	1	1	1	97	98	98	-	-	-	-	
	WATER	5	2	(2)	100	100	100	(2)	(2)	2	(2)	
	PARCEL DELIVERY	20	2	2	61	56	78	(2)	(2)	(2)	(2)	
	OTHER AND UNKNOWN	9	4	(2)	49	55	90	(2)	(2)	2	(2)	
2646	PRESSES AND MOLDED PULP GOODS	208	258	157	9	12	13	28	8	58	13	
	RAIL	75	114	103	11	11	14	9	3	10	3	
	MOTOR CARRIER	88	96	45	12	18	20	11	4	38	9	
	MOTOR CARRIER, ICC	88	96	45	12	18	20	11	4	38	9	
	PRIVATE TRUCK	20	33	7	33	44	67	8	1	10	1	
	AIR	(2)	(2)	(2)	45	37	57	-	-	-	-	
	PARCEL DELIVERY	17	4	3	93	99	99	(2)	(2)	1	(2)	
	OTHER AND UNKNOWN	8	11	(2)	11	1	100	-	-	-	-	
26462	EGG CARTONS, CASES AND RELATED ARTICLES	79	104	33	29	32	31	11	2	29	4	
	RAIL	20	28	19	32	34	35	1	1	(2)	(2)	
	MOTOR CARRIER	24	39	8	53	56	52	1	(2)	23	3	
	MOTOR CARRIER, ICC	24	39	8	53	56	52	1	(2)	23	3	
	PRIVATE TRUCK	13	22	3	25	27	31	8	1	5	1	
	PARCEL DELIVERY	14	4	3	100	100	100	(2)	(2)	1	(2)	
	OTHER AND UNKNOWN	7	11	-	-	-	-	-	-	-	-	
26469	PRESSES AND MOLDED PULP GOODS, NEC	127	147	120	7	7	11	17	6	29	9	
	RAIL	55	86	84	12	11	15	8	1	9	3	
	MOTOR CARRIER	62	53	34	10	13	11	9	4	15	5	
	MOTOR CARRIER, ICC	62	53	34	10	13	11	9	4	15	5	
	PRIVATE TRUCK	6	7	2	39	37	59	(2)	(2)	4	(2)	
	AIR	(2)	(2)	(2)	47	37	61	-	-	-	-	
	PARCEL DELIVERY	2	(2)	(2)	29	28	43	(2)	(2)	(2)	(2)	
	OTHER AND UNKNOWN	(2)	(2)	(2)	100	100	100	-	-	-	-	





TABLE 2. SHIPMENTS BY MANUFACTURING ESTABLISHMENTS--COMMODITIES AND MEANS OF TRANSPORT BY DESTINATION: 1977--CON.

TCC CODE	COMMODITY AND MEANS OF TRANSPORT	ALL SHIPMENTS						TONS (THOUSANDS) AND TON-MILES (MILLIONS) BY DIVISION OF DESTINATION			
		VALUE (MILLION DOLLARS) (A)	TONS (THOUSANDS) (B)	TON-MILES (MILLIONS) (C)	STANDARD ERROR (PERCENT) FOR COLUMNS--			NEW ENGLAND		MIDDLE ATLANTIC	
					(A)	(B)	(C)	TONS	TON-MILES	TONS	TON-MILES
2647	SANITARY PAPER PRODUCTS.	4 713	4 882	1 980	7	8	9	334	69	945	287
	RAIL	2 704	3 033	1 596	8	9	9	132	50	448	229
	MOTOR CARRIER	1 479	1 302	281	10	7	9	168	14	379	46
	MOTOR CARRIER, ICC	1 442	1 270	279	10	7	9	168	14	379	46
	MOTOR CARRIER, NON=ICC	38	31	1	16	16	22	1	(Z)	-	-
	PRIVATE TRUCK	401	431	81	31	29	50	34	5	116	11
	AIR	(Z)	(Z)	(Z)	86	62	75	-	-	(Z)	(Z)
	WATER	94	102	20	92	94	43	-	-	-	-
	PARCEL DELIVERY	1	1	(Z)	43	68	43	(Z)	(Z)	(Z)	(Z)
	OTHER AND UNKNOWN	33	15	2	72	60	100	-	-	1	1
26471	SANITARY TISSUES AND HEALTH PRODUCTS	4 223	4 698	1 902	7	8	9	319	66	906	280
	RAIL	2 590	2 973	1 554	8	9	10	131	49	425	224
	MOTOR CARRIER	1 185	1 203	250	10	8	11	157	12	366	45
	MOTOR CARRIER, ICC	1 154	1 175	249	10	8	11	156	12	366	45
	MOTOR CARRIER, NON=ICC	31	29	1	16	17	24	1	(Z)	-	-
	PRIVATE TRUCK	344	413	76	31	28	50	31	4	113	11
	AIR	(Z)	(Z)	(Z)	55	55	55	-	-	-	-
	WATER	94	101	19	92	94	44	-	-	-	-
	PARCEL DELIVERY	(Z)	(Z)	(Z)	78	84	75	-	-	(Z)	(Z)
	OTHER AND UNKNOWN	10	7	2	54	59	100	-	-	1	1
26472	SANITARY NAPKINS AND TAMPONS	490	184	78	27	24	39	15	3	39	7
	RAIL	114	59	42	36	27	65	1	(Z)	23	5
	MOTOR CARRIER	294	98	30	39	40	38	12	2	13	1
	MOTOR CARRIER, ICC	287	96	30	40	41	38	11	2	13	1
	MOTOR CARRIER, NON=ICC	7	3	(Z)	30	32	28	(Z)	(Z)	-	-
	PRIVATE TRUCK	57	18	5	35	44	52	3	1	2	(Z)
	AIR	(Z)	(Z)	(Z)	100	100	100	-	-	(Z)	(Z)
	WATER	1	(Z)	1	100	100	100	-	-	-	-
	PARCEL DELIVERY	1	(Z)	(Z)	46	44	37	(Z)	(Z)	(Z)	(Z)
	OTHER AND UNKNOWN	23	8	-	96	96	-	-	-	-	-
2649	MISCELLANEOUS CONVERTED PAPER AND PAPERBOARD PRODUCTS.	2 534	2 007	744	10	12	16	72	32	364	81
	RAIL	155	136	121	28	31	37	3	3	14	12
	MOTOR CARRIER	1 438	1 066	515	10	12	18	48	28	178	57
	MOTOR CARRIER, ICC	1 399	1 030	511	11	12	18	47	28	169	55
	MOTOR CARRIER, NON=ICC	39	36	4	28	23	34	(Z)	(Z)	9	1
	PRIVATE TRUCK	648	690	87	24	29	35	19	1	158	10
	AIR	6	2	2	51	48	44	(Z)	(Z)	(Z)	(Z)
	WATER	4	2	1	52	48	65	-	-	1	(Z)
	PARCEL DELIVERY	118	26	11	34	33	36	1	1	3	1
	OTHER AND UNKNOWN	164	85	6	14	14	67	-	-	10	2
26491	STATIONERY	823	584	247	12	14	23	26	7	73	15
	RAIL	46	63	63	53	60	66	(Z)	(Z)	-	-
	MOTOR CARRIER	496	414	162	13	15	28	20	6	59	12
	MOTOR CARRIER, ICC	484	401	161	13	15	28	20	6	54	12
	MOTOR CARRIER, NON=ICC	12	13	1	37	42	55	(Z)	(Z)	5	1
	PRIVATE TRUCK	181	71	13	23	26	33	5	(Z)	11	2
	AIR	3	(Z)	(Z)	96	85	89	-	-	(Z)	(Z)
	WATER	3	1	1	58	53	68	-	-	1	(Z)
	PARCEL DELIVERY	42	5	3	57	66	67	1	(Z)	2	1
	OTHER AND UNKNOWN	51	30	4	17	18	70	-	-	-	-
26492	WRAPPING PRODUCTS (GIFT WRAP, ETC.)	366	181	112	24	45	53	10	8	23	13
	RAIL	25	22	21	61	65	77	1	1	2	2
	MOTOR CARRIER	312	144	86	21	40	45	8	6	20	11
	MOTOR CARRIER, ICC	308	141	85	22	41	46	8	6	18	11
	MOTOR CARRIER, NON=ICC	3	3	1	39	47	73	(Z)	(Z)	1	(Z)
	PRIVATE TRUCK	5	6	1	69	81	80	(Z)	(Z)	1	(Z)
	WATER	(Z)	(Z)	(Z)	100	100	100	-	-	-	-
	PARCEL DELIVERY	15	4	3	23	26	20	(Z)	(Z)	(Z)	(Z)
	OTHER AND UNKNOWN	9	4	(Z)	8	4	67	-	-	(Z)	(Z)
26495	BUSINESS MACHINE SUPPLIES.	502	288	121	47	54	41	7	4	39	19
	RAIL	36	11	5	71	79	75	-	-	5	3
	MOTOR CARRIER	239	165	101	45	49	43	6	4	25	8
	MOTOR CARRIER, ICC	233	161	100	45	50	43	6	4	24	8
	MOTOR CARRIER, NON=ICC	7	4	1	61	67	90	-	-	(Z)	(Z)
	PRIVATE TRUCK	160	89	8	72	80	42	1	(Z)	7	5
	AIR	(Z)	(Z)	(Z)	71	77	72	(Z)	(Z)	-	-
	WATER	3	1	1	53	51	59	-	-	-	-
	PARCEL DELIVERY	50	15	4	48	57	47	(Z)	(Z)	(Z)	(Z)
	OTHER AND UNKNOWN	16	7	3	50	63	100	-	-	3	2
26497	PACKING CUSHIONS AND RELATED ARTICLES.	42	23	10	33	22	55	(Z)	(Z)	5	(Z)
	RAIL	1	1	(Z)	98	89	85	-	-	-	-
	MOTOR CARRIER	24	12	9	48	35	61	(Z)	(Z)	5	(Z)
	MOTOR CARRIER, ICC	24	12	9	48	35	61	(Z)	(Z)	5	(Z)
	MOTOR CARRIER, NON=ICC	(Z)	(Z)	(Z)	100	100	100	-	-	-	-
	PRIVATE TRUCK	2	(Z)	(Z)	53	51	59	-	-	(Z)	(Z)
	AIR	(Z)	(Z)	(Z)	100	100	100	-	-	-	-
	WATER	(Z)	(Z)	(Z)	66	68	68	-	-	(Z)	(Z)
	PARCEL DELIVERY	14	7	(Z)	6	2	100	-	-	-	-
	OTHER AND UNKNOWN	-	-	-	-	-	-	-	-	-	-
26499	CONVERTED PAPER PRODUCTS, NEC.	800	931	254	20	27	27	28	13	224	34
	RAIL	48	40	32	37	58	49	2	1	8	6
	MOTOR CARRIER	366	330	156	28	24	36	13	11	70	25
	MOTOR CARRIER, ICC	350	314	155	29	25	36	13	11	68	24
	MOTOR CARRIER, NON=ICC	16	16	1	41	31	63	(Z)	(Z)	3	(Z)
	PRIVATE TRUCK	300	521	64	33	39	45	13	1	138	3
	AIR	3	1	1	69	69	64	-	-	(Z)	(Z)
	WATER	1	(Z)	(Z)	100	100	100	-	-	-	-
	PARCEL DELIVERY	10	2	1	44	33	36	(Z)	(Z)	(Z)	(Z)
	OTHER AND UNKNOWN	73	37	(Z)	29	28	56	-	-	7	(Z)
265	CONTAINERS AND BOXES, PAPERBOARD	12 299	22 761	4 108	6	10	11	1 050	124	3 477	491

TONS (THOUSANDS) AND TON-MILES (MILLIONS) BY DIVISION OF DESTINATION--CON.

EAST NORTH CENTRAL		WEST NORTH CENTRAL		SOUTH ATLANTIC		EAST SOUTH CENTRAL		WEST SOUTH CENTRAL		MOUNTAIN		PACIFIC		DESTI-NATION UNKNOWN	TCC CODE AND MOT
TONS	TON-MILES	TONS	TON-MILES	TONS	TON-MILES	TONS	TON-MILES	TONS	TON-MILES	TONS	TON-MILES	TONS	TON-MILES	TONS	
829	310	345	169	982	395	302	130	429	279	103	95	603	246	12	2647
612	249	250	133	760	328	163	97	369	249	78	83	222	179	-	RAIL
176	49	71	26	139	37	94	23	52	28	23	12	199	44	-	M.C.
173	49	71	26	134	37	92	23	51	28	23	12	179	44	-	ICC
3	(Z)	-	-	4	-	2	(Z)	1	(Z)	-	-	20	1	-	N-ICC
39	10	25	10	84	29	45	10	8	2	2	(Z)	80	3	-	P.T.
(Z)	(Z)	(Z)	(Z)	-	-	-	-	-	-	-	-	-	-	-	AIR
-	-	-	-	-	-	-	-	-	-	-	-	102	20	-	WATER
(Z)	(Z)	(Z)	(Z)	(Z)	(Z)	(Z)	(Z)	(Z)	(Z)	(Z)	(Z)	(Z)	(Z)	-	P.O.
1	1	(Z)	(Z)	(Z)	(Z)	-	-	1	(Z)	(Z)	(Z)	(Z)	(Z)	12	OT-UK
788	297	333	165	962	386	291	129	419	273	90	72	586	234	3	26471
600	245	244	131	759	327	162	96	367	248	68	62	216	171	-	RAIL
150	42	64	23	124	30	89	23	44	23	20	10	189	41	-	M.C.
148	42	64	23	119	30	87	23	43	23	20	10	170	41	-	ICC
3	(Z)	-	-	4	-	2	(Z)	1	(Z)	-	-	19	1	-	N-ICC
36	9	25	10	79	28	41	10	8	2	2	(Z)	79	2	-	P.T.
(Z)	(Z)	(Z)	(Z)	-	-	-	-	-	-	-	-	-	-	-	AIR
-	-	-	-	-	-	-	-	-	-	-	-	101	19	-	WATER
(Z)	(Z)	-	-	(Z)	(Z)	-	-	(Z)	(Z)	(Z)	(Z)	(Z)	(Z)	-	P.O.
1	1	(Z)	(Z)	(Z)	(Z)	-	-	1	(Z)	(Z)	(Z)	(Z)	(Z)	3	OT-UK
41	13	12	4	20	9	11	1	9	6	12	23	17	12	8	26472
12	4	5	2	1	1	1	(Z)	2	1	9	21	5	7	-	RAIL
26	7	6	2	15	7	5	1	8	5	3	2	11	3	-	M.C.
25	7	6	2	15	7	5	1	8	5	3	2	9	3	-	ICC
1	(Z)	-	-	-	-	(Z)	(Z)	-	-	-	-	2	(Z)	-	N-ICC
3	2	-	-	5	1	4	1	-	-	-	-	1	1	-	P.T.
-	-	-	-	-	-	-	-	-	-	-	-	-	-	-	AIR
-	-	-	-	-	-	-	-	-	-	-	-	(Z)	1	-	WATER
(Z)	(Z)	(Z)	(Z)	(Z)	(Z)	(Z)	(Z)	(Z)	(Z)	-	-	(Z)	(Z)	-	P.O.
-	-	-	-	-	-	-	-	-	-	-	-	-	-	8	OT-UK
414	115	271	58	218	140	74	26	94	67	107	69	267	156	127	2649
23	12	5	5	41	26	1	1	6	5	21	33	22	25	-	RAIL
206	78	153	36	154	107	59	21	74	58	37	24	96	107	60	M.C.
205	78	140	36	150	106	58	21	71	58	37	24	93	106	60	ICC
2	1	13	(Z)	5	(Z)	1	(Z)	3	(Z)	-	-	4	1	-	N-ICC
178	21	109	16	20	6	13	3	12	2	49	12	132	16	-	P.T.
1	(Z)	(Z)	(Z)	(Z)	(Z)	-	-	(Z)	(Z)	-	-	1	1	-	AIR
-	-	-	-	(Z)	(Z)	-	-	(Z)	(Z)	-	-	(Z)	1	-	WATER
3	1	1	1	2	1	(Z)	(Z)	2	1	(Z)	(Z)	14	4	-	P.O.
4	2	3	(Z)	(Z)	(Z)	(Z)	(Z)	(Z)	(Z)	-	-	1	2	67	OT-UK
74	25	41	12	128	99	27	9	38	14	38	41	53	24	86	26491
6	4	(Z)	(Z)	26	19	1	(Z)	4	3	19	31	5	6	-	RAIL
54	17	36	10	94	78	15	6	25	9	18	9	32	15	60	M.C.
54	17	36	10	90	78	15	6	22	9	18	9	32	15	60	ICC
(Z)	(Z)	-	-	4	(Z)	-	-	3	(Z)	-	-	-	-	-	N-ICC
10	2	4	1	6	2	11	3	8	1	1	1	14	2	-	P.T.
(Z)	(Z)	(Z)	(Z)	(Z)	(Z)	-	-	(Z)	(Z)	-	-	-	-	-	AIR
-	-	-	-	(Z)	(Z)	-	-	(Z)	(Z)	-	-	(Z)	(Z)	-	WATER
1	(Z)	(Z)	(Z)	1	(Z)	(Z)	(Z)	1	1	(Z)	(Z)	(Z)	(Z)	-	P.O.
3	2	-	-	-	-	(Z)	(Z)	(Z)	(Z)	-	-	1	1	26	OT-UK
42	23	32	11	24	10	7	2	18	11	3	4	19	30	4	26492
11	8	2	4	1	1	(Z)	(Z)	(Z)	(Z)	(Z)	(Z)	5	6	-	RAIL
29	14	29	7	22	9	7	2	14	10	2	4	13	24	-	M.C.
28	14	29	7	22	9	7	2	14	10	2	4	13	24	-	ICC
1	1	-	-	(Z)	(Z)	(Z)	(Z)	-	-	-	-	-	-	-	N-ICC
(Z)	(Z)	-	-	1	(Z)	(Z)	(Z)	3	1	(Z)	(Z)	(Z)	(Z)	-	P.T.
-	-	-	-	(Z)	(Z)	-	-	-	-	-	-	-	-	-	WATER
2	1	(Z)	(Z)	1	(Z)	(Z)	(Z)	(Z)	(Z)	(Z)	(Z)	(Z)	1	-	P.O.
-	-	-	-	-	-	-	-	-	-	-	-	(Z)	(Z)	4	OT-UK
113	9	8	3	22	13	18	3	23	26	13	7	42	38	3	26495
4	(Z)	1	1	-	-	-	-	-	-	1	1	-	-	-	RAIL
28	6	6	2	19	11	18	3	23	26	12	6	29	35	-	M.C.
28	6	6	2	19	11	18	3	23	26	12	6	26	34	-	ICC
(Z)	(Z)	-	-	(Z)	(Z)	-	-	-	-	-	-	4	1	-	N-ICC
79	2	-	-	2	1	-	-	-	-	-	-	-	-	-	P.T.
(Z)	(Z)	-	-	(Z)	(Z)	-	-	(Z)	(Z)	-	-	-	-	-	AIR
1	(Z)	(Z)	(Z)	1	(Z)	(Z)	(Z)	(Z)	(Z)	(Z)	(Z)	13	3	-	P.O.
-	-	(Z)	(Z)	(Z)	(Z)	(Z)	(Z)	(Z)	(Z)	-	-	-	-	3	OT-UK
1	(Z)	1	(Z)	1	(Z)	1	(Z)	(Z)	(Z)	(Z)	(Z)	6	9	7	26497
(Z)	(Z)	-	-	1	(Z)	-	-	-	-	-	-	-	-	-	RAIL
(Z)	(Z)	1	(Z)	(Z)	(Z)	(Z)	(Z)	(Z)	(Z)	(Z)	(Z)	5	9	-	M.C.
-	-	1	(Z)	(Z)	(Z)	-	-	(Z)	(Z)	(Z)	(Z)	5	9	-	ICC
1	(Z)	-	-	(Z)	(Z)	(Z)	(Z)	(Z)	(Z)	-	-	-	-	-	N-ICC
-	-	-	-	-	-	(Z)	(Z)	-	-	-	-	(Z)	(Z)	-	P.T.
(Z)	(Z)	-	-	-	-	(Z)	(Z)	-	-	(Z)	(Z)	(Z)	1	-	AIR
-	-	-	-	-	-	-	-	-	-	(Z)	(Z)	-	-	-	P.O.
-	-	-	-	-	-	-	-	-	-	-	-	(Z)	(Z)	7	OT-UK
184	58	189	32	43	17	21	12	16	16	53	17	146	54	27	26499
1	(Z)	1	(Z)	13	6	1	(Z)	2	2	(Z)	(Z)	12	14	-	RAIL
96	41	81	17	17	8	19	11	12	11	14	4	16	24	-	M.C.
96	41	68	17	19	8	19	11	12	14	4	5	16	24	-	ICC
-	-	13	(Z)	(Z)	(Z)	(Z)	(Z)	-	-	-	-	-	-	-	N-ICC
87	17	105	15	10	3	1	(Z)	1	(Z)	48	11	118	14	-	P.T.
1	(Z)	(Z)	(Z)	(Z)	(Z)	-	-	(Z)	(Z)	-	-	(Z)	(Z)	-	AIR
-	-	-	-	-	-	-	-	-	-	-	-	(Z)	(Z)	-	WATER
(Z)	(Z)	(Z)	(Z)	(Z)	(Z)	(Z)	(Z)	1	(Z)	(Z)	(Z)	(Z)	(Z)	-	P.O.
-	-	3	(Z)	-	-	-	-	-	-	-	-	-	-	27	OT-UK
5 610	780	1 158	287	3 179	532	1 665	195	2 428	850	275	166	3 193	684	726	265



TABLE 2. SHIPMENTS BY MANUFACTURING ESTABLISHMENTS--COMMODITIES AND MEANS OF TRANSPORT BY DESTINATION: 1977--CON.

TCC CODE	COMMODITY AND MEANS OF TRANSPORT	ALL SHIPMENTS						TONS (THOUSANDS) AND TON-MILES (MILLIONS) BY DIVISION OF DESTINATION				
		VALUE (MILLION DOLLARS) (A)	TONS (THOU- SANDS) (B)	TON- MILES (MIL- LIONS) (C)	STANDARD ERROR (PERCENT) FOR COLUMNS--			NEW ENGLAND		MIDDLE ATLANTIC		
					(A)	(B)	(C)	TONS	TON- MILES	TONS	TON- MILES	
265	CONTAINERS AND BOXES, PAPERBOARD											
	RAIL	795	1 680	876	18	25	26	24	27	144	53	
	MOTOR CARRIER	4 875	7 601	1 742	9	14	9	263	47	720	177	
	MOTOR CARRIER, ICC	4 156	6 148	1 646	8	12	9	263	47	673	175	
	MOTOR CARRIER, NON-ICC	718	1 453	95	32	44	38	-	-	47	2	
	PRIVATE TRUCK	6 353	12 950	1 481	14	17	22	763	50	2 611	261	
	AIR	7	3	3	47	63	68	-	-	(Z)	(Z)	
	WATER	10	8	3	89	98	96	-	-	1	(Z)	
	PARCEL DELIVERY	15	4	3	33	37	30	(Z)	(Z)	1	(Z)	
	OTHER AND UNKNOWN	245	515	1	32	42	67	-	-	(Z)	(Z)	
2651	CONTAINERS AND BOXES, PAPERBOARD	9 293	20 704	2 629	9	12	16	1 092	74	3 131	406	
	RAIL	440	1 288	573	24	30	37	13	13	116	31	
	MOTOR CARRIER	3 298	6 231	1 015	11	17	12	78	14	509	116	
	MOTOR CARRIER, ICC	2 601	4 734	924	11	16	12	78	14	463	114	
	MOTOR CARRIER, NON-ICC	697	1 497	91	38	49	45	-	-	47	2	
	PRIVATE TRUCK	5 395	12 758	1 035	16	19	30	1 000	46	2 504	259	
	AIR	6	3	2	54	71	80	-	-	(Z)	(Z)	
	WATER	4	7	2	99	99	96	-	-	-	-	
	PARCEL DELIVERY	7	2	1	45	45	41	(Z)	(Z)	1	(Z)	
	OTHER AND UNKNOWN	142	414	1	54	55	69	-	-	(Z)	(Z)	
26511	PAPERBOARD BOXES AND CONTAINERS	8 988	19 928	2 593	10	12	16	1 085	63	3 124	404	
	RAIL	432	1 275	557	24	30	37	6	2	116	31	
	MOTOR CARRIER	3 137	5 860	995	11	17	12	78	14	506	114	
	MOTOR CARRIER, ICC	2 499	4 463	906	10	15	12	78	14	460	112	
	MOTOR CARRIER, NON-ICC	639	1 398	90	40	51	46	-	-	46	2	
	PRIVATE TRUCK	5 391	12 752	1 035	16	19	30	1 000	46	2 501	259	
	AIR	4	7	2	58	75	84	-	-	(Z)	(Z)	
	WATER	5	7	2	99	99	96	-	-	-	-	
	PARCEL DELIVERY	6	3	1	46	46	41	(Z)	(Z)	1	(Z)	
	OTHER AND UNKNOWN	11	30	1	78	88	69	-	-	(Z)	(Z)	
26515	PALLETS, SKIDS, AND PLATFORMS: PAPERBOARD	288	750	13	55	64	50	-	-	6	(Z)	
	MOTOR CARRIER	153	360	12	52	62	52	-	-	2	(Z)	
	MOTOR CARRIER, ICC	95	261	11	64	75	52	-	-	2	(Z)	
	MOTOR CARRIER, NON-ICC	58	99	1	86	80	70	-	-	1	(Z)	
	PRIVATE TRUCK	4	6	(Z)	85	76	56	-	-	4	(Z)	
	AIR	1	(Z)	(Z)	100	100	100	-	-	-	-	
	PARCEL DELIVERY	(Z)	(Z)	(Z)	74	84	70	-	-	-	-	
	OTHER AND UNKNOWN	131	384	-	70	70	-	-	-	-	-	
2654	SANITARY FOOD CONTAINERS	2 095	2 393	1 342	13	16	14	124	47	204	64	
	RAIL	257	291	304	22	25	22	9	14	28	26	
	MOTOR CARRIER	1 112	1 226	656	17	20	22	83	24	103	30	
	MOTOR CARRIER, ICC	1 046	1 165	643	15	20	23	83	24	103	30	
	MOTOR CARRIER, NON-ICC	66	61	13	75	64	79	-	-	-	-	
	PRIVATE TRUCK	659	797	380	20	27	19	32	9	73	9	
	AIR	(Z)	(Z)	1	66	75	70	-	-	-	-	
	WATER	(Z)	(Z)	1	-	-	-	-	-	-	-	
	PARCEL DELIVERY	1	(Z)	(Z)	27	28	38	(Z)	(Z)	(Z)	(Z)	
	OTHER AND UNKNOWN	65	77	(Z)	33	34	100	-	-	-	-	
26542	BOTTLES AND CARTONS	362	458	112	38	43	47	37	8	21	8	
	RAIL	26	24	18	26	33	31	4	3	4	3	
	MOTOR CARRIER	174	215	59	38	43	45	28	3	15	4	
	MOTOR CARRIER, ICC	169	209	58	39	44	45	28	3	15	4	
	MOTOR CARRIER, NON-ICC	5	6	(Z)	71	77	98	-	-	-	-	
	PRIVATE TRUCK	100	144	34	55	56	60	6	1	3	(Z)	
	AIR	(Z)	(Z)	(Z)	74	89	79	-	-	-	-	
	WATER	(Z)	(Z)	1	-	-	-	-	-	-	-	
	PARCEL DELIVERY	(Z)	(Z)	(Z)	71	74	66	-	-	(Z)	(Z)	
	OTHER AND UNKNOWN	62	74	(Z)	36	36	100	-	-	-	-	
26543	PAPER CANS, CUPS, PAILS, AND TUBS	866	833	744	14	18	9	52	12	64	10	
	RAIL	136	118	123	24	23	26	(Z)	(Z)	2	(Z)	
	MOTOR CARRIER	413	389	333	24	23	20	26	4	32	6	
	MOTOR CARRIER, ICC	372	359	325	20	20	19	26	4	32	6	
	MOTOR CARRIER, NON-ICC	40	30	8	90	86	95	-	-	-	-	
	PRIVATE TRUCK	316	325	288	20	33	5	26	8	30	3	
	AIR	(Z)	(Z)	(Z)	100	100	100	-	-	-	-	
	PARCEL DELIVERY	1	(Z)	(Z)	29	33	44	(Z)	(Z)	(Z)	(Z)	
26545	PAPER PLATES, DISHES, SPOONS, FORKS, ETC.	337	472	309	32	34	32	22	23	72	38	
	RAIL	93	147	162	39	38	32	5	11	22	22	
	MOTOR CARRIER	205	284	139	42	46	51	17	12	46	15	
	MOTOR CARRIER, ICC	194	268	136	44	47	52	17	12	46	15	
	MOTOR CARRIER, NON-ICC	12	16	3	97	98	100	-	-	-	-	
	PRIVATE TRUCK	35	39	9	17	20	11	-	-	4	1	
	PARCEL DELIVERY	(Z)	(Z)	(Z)	70	79	92	-	-	(Z)	(Z)	
	OTHER AND UNKNOWN	3	3	-	83	83	-	-	-	-	-	
26549	SANITARY FOOD CONTAINERS, NEC.	530	629	176	29	29	35	12	5	47	9	
	RAIL	2	2	1	82	89	91	(Z)	(Z)	(Z)	(Z)	
	MOTOR CARRIER	320	337	125	41	43	41	12	5	11	5	
	MOTOR CARRIER, ICC	312	328	124	41	43	41	12	5	11	5	
	MOTOR CARRIER, NON-ICC	8	9	1	100	100	100	-	-	-	-	
	PRIVATE TRUCK	208	289	50	32	36	46	1	(Z)	36	4	
	AIR	(Z)	(Z)	(Z)	88	74	91	-	-	-	-	
26551	FIBER CANS, TUBES, DRUMS, AND SIMILAR PRODUCTS *	1 063	1 398	243	14	13	17	63	6	246	33	
	RAIL	79	124	43	33	33	35	1	(Z)	8	2	
	MOTOR CARRIER	461	425	101	22	18	29	4	2	96	21	
	MOTOR CARRIER, ICC	430	395	98	23	19	31	4	2	95	20	
	MOTOR CARRIER, NON-ICC	31	30	3	39	40	26	-	-	1	(Z)	
	PRIVATE TRUCK	508	842	99	18	18	19	58	4	140	11	
	AIR	1	(Z)	(Z)	59	63	83	-	-	(Z)	(Z)	

TONS (THOUSANDS) AND TON-MILES (MILLIONS) BY DIVISION OF DESTINATION--CON.

EAST NORTH CENTRAL		WEST NORTH CENTRAL		SOUTH ATLANTIC		EAST SOUTH CENTRAL		WEST SOUTH CENTRAL		MOUNTAIN		PACIFIC		DESTINATION UNKNOWN	TCC CODE AND MOT
TONS	TON-MILES	TONS	TON-MILES	TONS	TON-MILES	TONS	TON-MILES	TONS	TON-MILES	TONS	TON-MILES	TONS	TON-MILES	TONS	
598	180	55	30	167	117	149	16	178	118	52	62	315	273	-	265 RAIL
2 725	384	681	156	582	186	373	99	664	410	78	60	1 516	222	-	M.C.
1 657	318	534	150	574	185	373	99	561	403	65	56	1 447	213	-	ICC
1 068	65	147	6	7	1	(Z)	(Z)	103	8	13	4	69	10	-	N-ICC
2 252	214	422	101	2 429	228	1 135	79	1 586	320	145	44	1 354	184	253	P.T.
1	1	(Z)	(Z)	(Z)	(Z)	(Z)	(Z)	(Z)	(Z)	(Z)	(Z)	(Z)	(Z)	-	AIR
-	-	-	-	-	-	-	-	1	1	-	-	6	2	-	WATER
1	(Z)	(Z)	(Z)	(Z)	(Z)	(Z)	(Z)	(Z)	1	(Z)	(Z)	(Z)	1	-	P.O.
34	1	(Z)	(Z)	-	-	7	(Z)	-	-	-	-	1	(Z)	473	OT-UK
4 816	576	1 294	219	2 765	347	1 333	131	2 686	343	89	83	2 874	451	625	2651
517	128	10	6	85	47	97	7	138	81	40	43	272	217	-	RAIL
2 384	295	829	137	370	100	310	76	416	120	31	31	1 305	126	-	M.C.
1 349	233	575	130	366	100	310	76	295	105	30	31	1 269	123	-	ICC
1 036	63	254	7	3	(Z)	(Z)	(Z)	121	15	(Z)	(Z)	36	3	-	N-ICC
1 883	150	454	76	2 310	200	925	48	2 131	141	18	9	1 290	105	240	P.T.
1	1	(Z)	(Z)	(Z)	(Z)	(Z)	(Z)	(Z)	(Z)	(Z)	(Z)	(Z)	(Z)	-	AIR
-	-	-	-	-	-	-	-	1	1	-	-	6	1	-	WATER
1	(Z)	(Z)	(Z)	(Z)	(Z)	(Z)	(Z)	(Z)	(Z)	(Z)	(Z)	(Z)	1	-	P.O.
29	1	-	-	-	-	-	-	-	-	-	-	1	(Z)	384	OT-UK
4 766	569	1 292	219	2 746	340	1 333	131	2 601	341	88	82	2 652	446	240	26511
513	125	10	6	82	46	97	7	138	81	40	43	272	217	-	RAIL
2 341	292	828	136	354	94	310	76	332	118	29	30	1 083	121	-	M.C.
1 305	229	573	129	351	94	310	76	291	103	29	29	1 066	119	-	ICC
1 036	63	254	7	3	(Z)	(Z)	(Z)	41	15	(Z)	1	17	2	-	N-ICC
1 881	150	454	76	2 310	200	925	48	2 131	141	18	9	1 290	105	240	P.T.
1	1	(Z)	(Z)	(Z)	(Z)	(Z)	(Z)	(Z)	(Z)	(Z)	(Z)	(Z)	(Z)	-	AIR
-	-	-	-	-	-	-	-	1	1	-	-	6	1	-	WATER
1	(Z)	(Z)	(Z)	(Z)	(Z)	(Z)	(Z)	(Z)	(Z)	(Z)	(Z)	(Z)	1	-	P.O.
29	1	-	-	-	-	-	-	-	-	-	-	1	(Z)	-	OT-UK
43	2	(Z)	(Z)	15	5	(Z)	(Z)	80	1	-	-	221	5	384	26515
41	1	-	-	15	5	(Z)	(Z)	80	1	-	-	221	5	-	M.C.
41	1	-	-	15	5	(Z)	(Z)	(Z)	(Z)	-	-	203	4	-	ICC
-	-	-	-	-	-	-	-	80	(Z)	-	-	18	1	-	N-ICC
2	(Z)	(Z)	(Z)	-	-	-	-	-	-	-	-	-	-	-	P.T.
-	-	-	-	-	-	(Z)	(Z)	-	-	-	-	-	-	-	AIR
-	-	-	-	(Z)	(Z)	-	-	(Z)	(Z)	-	-	-	-	-	P.O.
-	-	-	-	-	-	-	-	-	-	-	-	-	-	-	OT-UK
447	147	196	70	322	170	87	28	494	519	83	76	358	219	77	2654
68	54	20	16	57	63	8	3	32	31	11	19	58	77	-	RAIL
197	64	70	27	177	87	49	19	287	295	43	30	216	80	-	M.C.
176	61	68	27	173	87	49	19	278	294	38	27	197	76	-	ICC
21	3	2	(Z)	5	(Z)	-	-	9	1	5	3	19	5	-	N-ICC
182	29	106	27	88	20	30	6	174	193	28	27	84	61	-	P.T.
(Z)	(Z)	(Z)	(Z)	(Z)	(Z)	-	-	-	-	(Z)	(Z)	(Z)	(Z)	-	AIR
(Z)	(Z)	(Z)	(Z)	(Z)	(Z)	-	-	-	-	(Z)	(Z)	(Z)	(Z)	-	WATER
-	-	(Z)	(Z)	-	-	-	-	-	-	-	-	-	-	-	P.O.
-	-	(Z)	(Z)	-	-	-	-	-	-	-	-	-	-	-	OT-UK
73	17	64	12	81	23	27	6	57	22	20	12	3	4	74	26542
1	(Z)	2	(Z)	2	1	-	-	6	5	4	3	1	2	-	RAIL
56	14	23	5	45	13	8	2	28	10	12	6	1	1	-	M.C.
54	14	23	5	41	13	8	2	28	10	12	6	1	1	-	ICC
2	(Z)	-	-	4	(Z)	-	-	-	-	-	-	-	-	-	N-ICC
16	3	39	7	34	8	19	4	22	7	5	3	(Z)	(Z)	-	P.T.
-	-	(Z)	(Z)	(Z)	(Z)	-	-	-	-	-	-	(Z)	(Z)	-	AIR
-	-	-	-	-	-	-	-	-	-	-	-	(Z)	1	-	WATER
-	-	(Z)	(Z)	(Z)	(Z)	-	-	-	-	-	-	(Z)	(Z)	-	P.O.
-	-	(Z)	(Z)	-	-	-	-	-	-	-	-	-	-	-	OT-UK
139	44	27	10	97	52	15	7	325	441	35	45	79	124	-	26543
21	10	3	3	31	21	5	2	17	14	5	11	35	63	-	RAIL
41	14	21	7	46	28	10	4	173	246	20	16	20	7	-	M.C.
37	13	19	7	46	28	10	4	173	246	16	13	1	2	-	ICC
4	1	2	(Z)	1	(Z)	-	-	-	-	5	3	19	5	-	N-ICC
78	21	3	1	20	2	1	1	135	180	10	18	23	54	-	P.T.
(Z)	(Z)	-	-	-	-	-	-	-	-	-	-	-	-	-	AIR
(Z)	(Z)	(Z)	(Z)	(Z)	(Z)	(Z)	(Z)	(Z)	(Z)	(Z)	(Z)	-	-	-	P.O.
138	75	31	19	69	64	15	6	46	39	15	14	62	31	3	26545
46	44	15	13	23	41	4	1	9	11	3	6	22	12	-	RAIL
84	30	12	5	40	22	11	5	30	26	10	6	34	17	-	M.C.
68	27	12	5	39	22	11	5	30	26	10	6	34	17	-	ICC
16	3	(Z)	(Z)	(Z)	(Z)	-	-	-	-	-	-	-	-	-	N-ICC
8	1	3	1	7	1	(Z)	(Z)	7	1	3	2	7	2	-	P.T.
(Z)	(Z)	(Z)	(Z)	-	-	-	-	-	-	-	-	-	-	-	P.O.
-	-	-	-	-	-	-	-	-	-	-	-	-	-	-	OT-UK
97	11	75	28	75	32	30	9	66	17	12	5	215	60	-	26549
-	-	-	-	2	1	-	-	-	-	-	-	-	-	-	RAIL
16	7	15	10	46	23	20	8	56	13	1	1	161	55	-	M.C.
16	7	15	10	46	23	20	8	47	11	1	1	161	55	-	ICC
-	-	-	-	-	-	-	-	9	1	-	-	-	-	-	N-ICC
81	4	60	18	27	8	10	1	11	4	11	4	54	5	-	P.T.
(Z)	(Z)	(Z)	(Z)	-	-	-	-	-	-	(Z)	(Z)	-	-	-	AIR
260	47	69	17	336	47	216	32	129	36	2	2	78	22	(Z)	26551
20	5	19	8	28	13	33	5	16	10	-	-	(Z)	(Z)	-	RAIL
147	26	34	5	45	9	32	10	25	13	1	1	41	15	-	M.C.
130	25	34	5	45	9	32	10	25	13	1	1	29	13	-	ICC
17	(Z)	-	-	(Z)	(Z)	-	-	-	-	-	-	12	2	-	N-ICC
94	17	16	3	264	26	145	17	88	14	(Z)	(Z)	37	7	-	P.T.
(Z)	(Z)	-	-	(Z)	(Z)	-	-	-	-	-	-	(Z)	(Z)	-	AIR

TABLE 2. SHIPMENTS BY MANUFACTURING ESTABLISHMENTS--COMMODITIES AND MEANS OF TRANSPORT BY DESTINATION: 1977--CON.

TCC CODE	COMMODITY AND MEANS OF TRANSPORT	ALL SHIPMENTS						TONS (THOUSANDS) AND TON-MILES (MILLIONS) BY DIVISION OF DESTINATION					
		VALUE (MILLION DOLLARS) (A)	TONS (THOU- SANDS) (B)	TON- MILES (MIL- LIONS) (C)	STANDARD ERROR (PERCENT) FOR COLUMNS--			NEW ENGLAND		MIDDLE ATLANTIC			
					(A)	(B)	(C)	TONS	TON- MILES	TONS	TON- MILES		
26551	FIBER CANS, TUBES, DRUMS, AND SIMILAR PRODUCTS *												
	WATER	6	1	(Z)	100	100	100	-	-	1	(Z)	(Z)	(Z)
	PARCEL DELIVERY	1	(Z)	(Z)	27	40	49	(Z)	(Z)	(Z)	(Z)	(Z)	(Z)
	OTHER AND UNKNOWN	7	5	(Z)	91	98	100	-	-	-	-	-	-
2661	BUILDING PAPER AND BUILDING BOARD *	601	2 618	1 245	15	17	23	39	17	288	131		
	RAIL	157	751	598	20	20	25	5	2	93	54		
	MOTOR CARRIER	363	1 517	604	16	18	22	30	14	176	75		
	MOTOR CARRIER, ICC	327	1 371	588	16	18	22	30	14	172	75		
	MOTOR CARRIER, NON-ICC	35	146	16	40	44	44	-	-	4	(Z)		
	PRIVATE TRUCK	55	212	42	27	29	27	5	1	19	2		
	AIR	(Z)	(Z)	(Z)	85	74	69	-	-	-	-		
	PARCEL DELIVERY	(Z)	(Z)	(Z)	47	47	66	-	-	(Z)	(Z)		
	OTHER AND UNKNOWN	26	138	(Z)	70	70	100	-	-	-	-		
26612	CONSTRUCTION PAPER	206	909	299	23	24	40	14	3	108	20		
	RAIL	65	345	205	28	32	46	-	-	49	11		
	MOTOR CARRIER	85	310	72	30	21	30	14	3	58	8		
	MOTOR CARRIER, ICC	72	254	65	31	22	30	14	3	54	8		
	MOTOR CARRIER, NON-ICC	13	56	7	73	81	86	-	-	4	(Z)		
	PRIVATE TRUCK	31	120	22	45	47	38	-	-	(Z)	(Z)		
	PARCEL DELIVERY	(Z)	(Z)	(Z)	47	47	66	-	-	(Z)	(Z)		
	OTHER AND UNKNOWN	24	134	(Z)	72	70	100	-	-	-	-		
26613	WALLBOARD	226	1 046	687	23	21	22	16	10	151	103		
	RAIL	76	347	330	37	28	31	1	1	44	43		
	MOTOR CARRIER	142	656	348	20	23	19	13	9	101	60		
	MOTOR CARRIER, ICC	139	643	347	20	23	18	13	9	101	60		
	MOTOR CARRIER, NON-ICC	2	13	1	82	80	99	-	-	-	-		
	PRIVATE TRUCK	7	39	10	52	55	47	2	(Z)	7	(Z)		
	OTHER AND UNKNOWN	1	4	-	-	-	-	-	-	-	-		
26614	INSULATING MATERIAL	106	430	118	48	65	59	3	2	14	4		
	RAIL	2	5	5	97	98	99	-	-	-	-		
	MOTOR CARRIER	100	421	113	59	70	66	3	2	14	4		
	MOTOR CARRIER, ICC	80	345	105	55	67	65	3	2	14	4		
	MOTOR CARRIER, NON-ICC	19	77	8	80	88	84	-	-	-	-		
	PRIVATE TRUCK	4	3	(Z)	97	99	97	-	-	-	-		
	AIR	(Z)	(Z)	(Z)	85	74	69	-	-	-	-		
27	PRINTED MATTER	49 794	24 891	4 677	9	9	7	1 038	308	4 644	519		
	RAIL	921	839	664	30	19	13	39	29	113	56		
	MOTOR CARRIER	15 087	7 724	2 791	10	13	8	522	232	2 273	321		
	MOTOR CARRIER, ICC	13 181	6 234	2 663	11	14	8	468	224	1 449	310		
	MOTOR CARRIER, NON-ICC	1 906	1 490	127	22	23	25	54	8	824	11		
	PRIVATE TRUCK	18 373	13 675	510	17	13	23	401	13	1 864	76		
	AIR	1 132	91	82	16	18	20	18	16	16	17		
	WATER	17	8	14	61	56	64	-	-	2	(Z)		
	PARCEL DELIVERY	5 570	692	370	13	14	19	40	14	139	34		
	OTHER AND UNKNOWN	8 693	1 863	247	17	24	45	18	4	237	15		
27111	NEWSPAPERS *	13 307	13 146	428	11	11	23	515	14	1 918	37		
	RAIL	(Z)	(Z)	(Z)	-	-	-	-	-	-	-		
	MOTOR CARRIER	1 616	1 359	184	33	33	46	13	5	659	11		
	MOTOR CARRIER, ICC	583	314	117	61	64	70	8	1	19	4		
	MOTOR CARRIER, NON-ICC	1 033	1 045	67	40	32	14	5	4	640	8		
	PRIVATE TRUCK	11 196	11 480	236	12	13	21	494	7	1 206	25		
	AIR	(Z)	(Z)	(Z)	69	50	68	(Z)	(Z)	-	-		
	PARCEL DELIVERY	7	2	(Z)	51	71	54	-	-	(Z)	(Z)		
	OTHER AND UNKNOWN	488	304	9	77	79	9	9	2	53	(Z)		
27211	PERIODICALS *	6 616	2 023	947	18	12	9	138	65	206	81		
	RAIL	394	870	323	9	11	13	19	10	56	28		
	MOTOR CARRIER	2 087	223	517	18	11	10	99	41	124	48		
	MOTOR CARRIER, ICC	2 002	807	516	19	11	10	95	40	124	48		
	MOTOR CARRIER, NON-ICC	85	16	1	66	66	56	3	(Z)	-	-		
	PRIVATE TRUCK	470	149	4	50	80	58	-	-	1	(Z)		
	AIR	517	27	23	14	33	32	15	11	2	1		
	WATER	1	(Z)	(Z)	-	-	-	-	-	-	-		
	PARCEL DELIVERY	398	22	7	19	42	34	1	1	9	1		
	OTHER AND UNKNOWN	2 750	732	74	46	51	83	4	2	14	3		
27311	BOOKS *	8 623	2 539	1 197	13	15	20	134	28	624	123		
	RAIL	106	102	125	56	67	69	3	(Z)	4	3		
	MOTOR CARRIER	3 805	1 288	654	21	22	25	112	22	399	84		
	MOTOR CARRIER, ICC	3 614	1 212	619	21	20	22	86	20	379	82		
	MOTOR CARRIER, NON-ICC	190	76	35	41	60	62	26	2	20	2		
	PRIVATE TRUCK	1 109	594	148	36	30	77	11	1	151	11		
	AIR	40	8	8	32	41	43	(Z)	(Z)	1	1		
	WATER	(Z)	(Z)	(Z)	100	100	100	-	-	(Z)	(Z)		
	PARCEL DELIVERY	1 966	264	231	22	22	24	8	4	46	23		
	OTHER AND UNKNOWN	1 597	283	31	18	24	67	(Z)	(Z)	24	1		
2741	MISCELLANEOUS PRINTED MATTER *	13 968	4 552	1 403	18	29	23	221	163	960	188		
	RAIL	316	457	217	71	75	62	17	17	59	29		
	MOTOR CARRIER	4 278	2 249	869	18	32	18	132	132	343	106		
	MOTOR CARRIER, ICC	4 085	2 181	859	18	33	18	122	132	339	106		
	MOTOR CARRIER, NON-ICC	193	68	10	26	41	30	10	(Z)	4	(Z)		
	PRIVATE TRUCK	4 941	1 219	118	37	31	41	53	9	409	39		
	AIR	241	21	24	38	27	31	1	(Z)	6	8		
	WATER	1	(Z)	1	12	6	3	-	-	-	-		
	PARCEL DELIVERY	1 573	200	101	15	25	46	17	5	44	5		
	OTHER AND UNKNOWN	2 618	406	74	22	22	55	1	(Z)	99	1		
27411	CATALOGS AND DIRECTORIES	7 846	2 766	768	15	41	35	130	40	629	132		
	RAIL	232	342	135	87	89	83	8	5	58	28		
	MOTOR CARRIER	2 541	1 348	481	25	44	24	69	26	158	65		



TONS (THOUSANDS) AND TON-MILES (MILLIONS) BY DIVISION OF DESTINATION--CON.

EAST NORTH CENTRAL		WEST NORTH CENTRAL		SOUTH ATLANTIC		EAST SOUTH CENTRAL		WEST SOUTH CENTRAL		MOUNTAIN		PACIFIC		DESTI-NATION UNKNOWN	TCC CODE AND HOT
TONS	TON-MILES	TONS	TON-MILES	TONS	TON-MILES	TONS	TON-MILES	TONS	TON-MILES	TONS	TON-MILES	TONS	TON-MILES	TONS	
-	-	-	-	-	-	-	-	-	-	-	-	-	-	-	26551
(Z)	(Z)	(Z)	(Z)	(Z)	(Z)	(Z)	(Z)	(Z)	(Z)	(Z)	(Z)	(Z)	(Z)	(Z)	WATER
-	-	-	-	-	-	5	(Z)	-	-	-	-	-	-	-	P.D.
-	-	-	-	-	-	-	(Z)	-	-	-	-	-	-	(Z)	OT-UK
606	269	177	84	530	171	300	118	228	115	80	85	281	256	89	2661
158	86	73	35	32	25	136	58	57	43	65	75	132	220	-	RAIL
352	167	100	47	482	142	135	51	136	65	11	8	64	36	32	M.C.
299	160	94	46	406	133	135	51	128	65	11	8	64	36	32	ICC
53	7	6	1	76	8	-	-	7	(Z)	-	-	-	-	-	N-ICC
96	15	4	2	15	4	29	9	35	7	5	2	5	(Z)	-	P.T.
(Z)	(Z)	-	-	-	-	-	-	(Z)	(Z)	-	-	(Z)	(Z)	-	AIR
-	-	-	-	-	-	-	-	-	-	-	-	(Z)	(Z)	-	P.D.
-	-	-	-	-	-	-	-	-	-	-	-	81	(Z)	57	OT-UK
259	60	13	7	52	12	191	73	33	18	2	3	152	105	85	26612
70	21	8	3	3	2	120	50	23	13	2	3	70	102	-	RAIL
100	27	3	3	46	9	47	15	9	4	-	-	2	3	32	M.C.
51	21	3	3	43	8	47	15	9	4	-	-	2	3	32	ICC
50	6	-	-	3	1	-	-	-	-	-	-	-	-	-	N-ICC
89	12	2	1	3	1	24	7	1	(Z)	-	-	-	-	-	P.T.
(Z)	(Z)	-	-	-	-	-	-	-	-	-	-	(Z)	(Z)	-	P.D.
-	-	-	-	-	-	-	-	-	-	-	-	81	(Z)	53	OT-UK
283	183	143	67	153	83	61	24	147	77	44	55	44	84	4	26613
83	62	64	32	24	20	15	8	32	28	40	51	44	84	-	RAIL
194	118	79	35	126	62	44	16	98	45	2	3	-	-	-	M.C.
194	118	73	34	126	62	44	16	91	45	2	3	-	-	-	ICC
-	-	6	1	-	-	-	-	7	(Z)	-	-	-	-	-	N-ICC
6	3	(Z)	(Z)	4	1	2	1	16	3	1	1	(Z)	(Z)	-	P.T.
-	-	-	-	-	-	-	-	-	-	-	-	-	-	4	OT-UK
38	9	10	3	304	67	37	17	19	11	5	5	(Z)	(Z)	-	26614
-	-	-	-	(Z)	(Z)	-	-	-	5	5	5	-	-	-	RAIL
38	9	10	3	304	67	37	17	16	10	-	-	-	-	-	M.C.
35	8	10	3	230	60	37	17	16	10	-	-	-	-	-	ICC
3	(Z)	-	-	74	7	-	-	-	-	-	-	-	-	-	N-ICC
(Z)	(Z)	-	-	-	-	-	-	3	(Z)	-	-	-	-	-	P.T.
-	-	-	-	-	-	-	-	(Z)	(Z)	-	-	(Z)	(Z)	-	AIR
5 312	712	2 646	377	3 914	542	980	211	1 675	493	502	313	3 019	1 202	1 161	27
251	118	28	15	64	36	76	22	103	77	17	19	147	293	-	RAIL
1 903	438	667	296	757	310	355	127	546	288	197	159	502	620	(Z)	M.C.
1 602	414	644	291	679	291	254	122	471	278	196	157	471	576	(Z)	ICC
301	24	23	5	78	19	101	4	75	9	2	2	31	44	-	N-ICC
2 925	94	1 800	29	2 876	91	409	20	928	34	246	100	2 219	53	7	P.T.
14	10	3	3	20	11	1	1	7	6	4	4	9	15	(Z)	AIR
(Z)	(Z)	-	-	1	-	-	-	(Z)	(Z)	-	-	5	13	-	WATER
102	39	80	27	82	40	45	15	67	75	30	20	72	106	36	P.D.
117	13	68	9	115	54	93	26	25	13	8	11	64	103	1 117	OT-UK
2 776	75	1 573	52	2 315	85	443	13	1 058	45	253	22	2 116	87	176	27111
-	-	-	-	(Z)	(Z)	-	-	-	-	-	-	-	-	-	RAIL
210	22	75	32	57	17	82	3	178	32	23	18	62	44	-	M.C.
27	8	60	29	8	3	1	(Z)	116	28	22	16	53	28	-	ICC
183	14	14	3	49	14	82	1	62	4	1	2	9	16	-	N-ICC
2 564	53	1 437	19	2 248	63	361	10	880	12	229	4	2 054	43	6	P.T.
-	-	-	-	(Z)	(Z)	-	-	-	-	-	-	-	-	-	AIR
2	(Z)	(Z)	(Z)	(Z)	(Z)	(Z)	(Z)	(Z)	(Z)	(Z)	(Z)	-	-	-	P.D.
(Z)	(Z)	61	(Z)	10	6	(Z)	(Z)	(Z)	(Z)	-	-	(Z)	-	170	OT-UK
278	77	154	77	284	98	26	9	106	91	44	58	198	391	590	27211
9	2	3	1	31	22	1	(Z)	27	24	16	19	108	216	-	RAIL
180	62	122	68	130	63	18	6	60	58	21	30	69	141	-	M.C.
169	61	122	68	130	63	18	6	60	58	21	30	68	141	-	ICC
11	1	(Z)	(Z)	-	-	-	-	(Z)	(Z)	-	-	1	(Z)	-	N-ICC
24	2	21	(Z)	95	(Z)	1	(Z)	1	1	1	(Z)	5	(Z)	-	P.T.
2	2	1	(Z)	3	(Z)	(Z)	(Z)	1	1	(Z)	1	3	6	-	AIR
2	1	(Z)	(Z)	4	1	(Z)	(Z)	(Z)	(Z)	(Z)	(Z)	1	2	3	WATER
60	8	8	7	21	11	5	3	16	8	6	8	11	25	587	OT-UK
444	179	264	147	223	78	146	73	123	123	91	157	262	289	228	27311
53	46	9	5	(Z)	(Z)	-	-	9	13	-	-	23	58	-	RAIL
267	94	166	115	98	45	66	37	91	88	26	37	64	131	(Z)	M.C.
262	93	165	115	98	45	66	37	80	86	26	37	51	104	(Z)	ICC
5	1	1	1	1	(Z)	-	-	10	2	(Z)	(Z)	12	27	-	N-ICC
76	11	66	5	87	7	15	(Z)	3	(Z)	55	108	130	4	-	P.T.
(Z)	(Z)	1	1	2	2	-	-	2	2	(Z)	(Z)	1	1	-	AIR
43	27	21	20	34	23	14	12	17	19	9	11	43	92	29	WATER
4	1	(Z)	(Z)	(Z)	(Z)	52	24	1	1	(Z)	1	1	3	199	P.D.
1 330	261	202	61	624	163	272	78	270	168	78	63	434	258	161	27411
181	69	23	13	26	10	73	20	57	32	-	-	21	27	-	RAIL
809	154	135	44	382	119	102	44	85	65	71	57	189	147	(Z)	M.C.
764	150	131	43	382	119	98	43	85	65	71	57	188	145	(Z)	ICC
45	5	4	(Z)	(Z)	(Z)	4	1	(Z)	(Z)	-	-	1	2	-	N-ICC
259	25	11	(Z)	191	16	53	10	81	16	(Z)	(Z)	162	3	(Z)	P.T.
4	4	1	1	4	3	1	1	2	2	1	1	2	4	(Z)	AIR
(Z)	(Z)	-	-	(Z)	(Z)	-	-	(Z)	(Z)	-	-	1	1	-	WATER
24	6	18	4	21	12	4	3	43	53	5	3	18	10	5	P.D.
51	2	14	(Z)	1	2	38	(Z)	3	(Z)	1	1	42	67	156	OT-UK
958	137	142	40	239	86	179	55	156	114	63	49	190	115	80	27411
144	39	11	5	4	2	68	19	43	26	-	-	6	11	-	RAIL
569	85	106	33	187	70	65	28	38	30	60	46	97	97	-	M.C.

TABLE 2. SHIPMENTS BY MANUFACTURING ESTABLISHMENTS--COMMODITIES AND MEANS OF TRANSPORT BY DESTINATION: 1977--CON.

TCC CODE	COMMODITY AND MEANS OF TRANSPORT	VALUE (MILLION DOLLARS) (A)	TONS (THOUSANDS) (B)	STANDARD ERROR (PERCENT) FOR COLUMNS--			TONS (THOUSANDS) AND TON-MILES (MILLIONS) BY DIVISION OF DESTINATION						
				TON-MILES (MILLIONS) (C)				NEW ENGLAND		MIDDLE ATLANTIC			
					(A)	(B)	(C)	TONS	TON-MILES	TONS	TON-MILES		
27411	CATALOGS AND DIRECTORIES												
	RAIL												
	MOTOR CARRIER, ICC	2 409	1 290	474	26	46	24	59	26	155	65		
	MOTOR CARRIER, NON-ICC	132	58	6	31	47	41	10	(Z)	3	(Z)		
	PRIVATE TRUCK	2 607	707	72	21	21	23	41	7	277	34		
	AIR	118	12	12	54	39	45	(Z)	(Z)	2	2		
	WATER	(Z)	(Z)	1	12	6	1	-	-	-	-		
	PARCEL DELIVERY	664	120	61	31	42	65	12	1	34	2		
	OTHER AND UNKNOWN	1 684	238	7	25	27	76	1	(Z)	99	1		
27415	CARDS AND TICKETS, EXC. GREETING CARDS	322	52	15	20	23	18	2	(Z)	14	5		
	RAIL	-	1	1	-	100	100	-	-	-	-		
	MOTOR CARRIER	79	26	13	18	32	19	2	(Z)	12	5		
	MOTOR CARRIER, ICC	79	26	13	18	32	19	2	(Z)	12	5		
	PRIVATE TRUCK	64	2	(Z)	59	39	89	(Z)	(Z)	1	(Z)		
	AIR	2	(Z)	(Z)	55	45	60	-	-	(Z)	(Z)		
	WATER	(Z)	(Z)	2	63	66	36	(Z)	(Z)	2	(Z)		
	PARCEL DELIVERY	106	6	2	63	66	36	(Z)	(Z)	2	(Z)		
	OTHER AND UNKNOWN	72	17	(Z)	28	27	56	-	-	(Z)	(Z)		
27417	LABELS, SEALS, TAGS, AND WRAPPERS	1 320	504	168	25	31	26	17	3	54	19		
	RAIL	58	47	22	49	47	49	-	-	1	(Z)		
	MOTOR CARRIER	585	334	112	26	32	26	7	1	30	12		
	MOTOR CARRIER, ICC	583	333	112	26	32	26	7	1	29	12		
	MOTOR CARRIER, NON-ICC	2	1	(Z)	48	55	45	-	-	(Z)	(Z)		
	PRIVATE TRUCK	374	84	6	32	36	37	9	(Z)	19	(Z)		
	AIR	53	4	7	86	69	75	(Z)	(Z)	3	5		
	WATER	(Z)	(Z)	(Z)	100	100	100	-	-	-	-		
	PARCEL DELIVERY	209	23	11	63	50	46	1	1	2	1		
	OTHER AND UNKNOWN	41	11	11	54	65	100	(Z)	(Z)	(Z)	(Z)		
27419	PRINTED MATTER, NEC.	4 480	1 230	452	38	30	33	72	120	263	32		
	RAIL	27	67	59	82	94	87	9	11	(Z)	(Z)		
	MOTOR CARRIER	1 073	542	264	27	32	36	54	104	143	24		
	MOTOR CARRIER, ICC	1 014	533	261	28	32	36	54	104	143	24		
	MOTOR CARRIER, NON-ICC	59	9	3	28	36	39	-	-	(Z)	(Z)		
	PRIVATE TRUCK	1 896	426	40	57	52	49	4	1	112	4		
	AIR	67	5	5	16	31	53	(Z)	(Z)	1	1		
	WATER	(Z)	(Z)	(Z)	100	100	100	-	-	-	-		
	PARCEL DELIVERY	595	50	28	24	26	32	5	4	6	2		
	OTHER AND UNKNOWN	822	140	56	42	38	98	(Z)	(Z)	(Z)	(Z)		
27611	MANIFOLD BUSINESS FORMS *	2 890	1 624	517	13	28	20	48	10	533	65		
	RAIL	17	13	16	84	98	99	-	-	-	-		
	MOTOR CARRIER	2 047	1 366	466	18	30	22	45	9	455	61		
	MOTOR CARRIER, ICC	1 922	1 315	463	18	31	22	45	9	454	61		
	MOTOR CARRIER, NON-ICC	125	51	4	55	75	54	-	-	1	(Z)		
	PRIVATE TRUCK	520	183	17	32	36	54	(Z)	(Z)	68	3		
	AIR	10	2	1	32	34	35	-	-	(Z)	(Z)		
	WATER	7	2	3	77	67	94	-	-	1	(Z)		
	PARCEL DELIVERY	204	35	13	27	31	27	2	(Z)	9	1		
	OTHER AND UNKNOWN	85	23	(Z)	36	35	98	(Z)	(Z)	(Z)	(Z)		
27711	GREETING CARDS *	1 007	264	84	12	14	20	18	20	35	8		
	RAIL	71	16	17	9	13	7	14	17	(Z)	(Z)		
	MOTOR CARRIER	721	201	48	13	15	29	3	3	16	5		
	MOTOR CARRIER, ICC	713	200	46	13	15	30	3	3	16	5		
	MOTOR CARRIER, NON-ICC	7	2	2	98	95	99	-	-	(Z)	(Z)		
	PRIVATE TRUCK	44	8	(Z)	45	44	60	(Z)	(Z)	8	(Z)		
	AIR	10	2	1	60	61	54	(Z)	(Z)	1	(Z)		
	WATER	(Z)	(Z)	(Z)	100	100	100	-	-	-	-		
	PARCEL DELIVERY	123	13	9	14	15	15	1	(Z)	2	1		
	OTHER AND UNKNOWN	39	24	9	60	84	76	(Z)	(Z)	8	1		
2781	BLANKBOOKS, LOOSELEAF BINDERS AND DEVICES *	1 104	296	135	15	14	25	7	2	49	11		
	RAIL	63	33	30	26	53	44	-	-	(Z)	(Z)		
	MOTOR CARRIER	449	150	78	17	16	29	7	1	37	10		
	MOTOR CARRIER, ICC	444	149	78	17	16	29	7	1	37	10		
	MOTOR CARRIER, NON-ICC	4	1	(Z)	97	95	99	-	-	-	-		
	PRIVATE TRUCK	22	9	1	30	37	59	(Z)	(Z)	5	(Z)		
	AIR	7	6	4	41	91	84	(Z)	(Z)	(Z)	(Z)		
	WATER	7	5	10	42	62	94	-	-	1	(Z)		
	PARCEL DELIVERY	483	79	12	26	27	42	(Z)	(Z)	6	(Z)		
	OTHER AND UNKNOWN	73	13	1	29	28	53	-	-	-	-		
27811	BLANKBOOKS, PADS AND TABLETS	717	157	40	22	18	21	4	1	22	4		
	RAIL	10	3	4	44	57	63	-	-	-	-		
	MOTOR CARRIER	156	57	24	20	19	23	4	1	13	3		
	MOTOR CARRIER, ICC	156	57	24	20	19	23	4	1	13	3		
	PRIVATE TRUCK	10	4	(Z)	49	54	22	(Z)	(Z)	3	(Z)		
	AIR	6	6	3	47	97	94	-	-	(Z)	(Z)		
	WATER	1	(Z)	(Z)	56	57	99	-	-	(Z)	(Z)		
	PARCEL DELIVERY	465	75	8	27	28	36	(Z)	(Z)	6	(Z)		
	OTHER AND UNKNOWN	70	13	1	31	31	53	-	-	-	-		
27812	LOOSELEAF BINDERS AND DEVICES	387	139	95	22	24	34	3	1	27	7		
	RAIL	53	30	26	27	57	48	-	-	(Z)	(Z)		
	MOTOR CARRIER	293	93	54	24	22	39	3	1	24	7		
	MOTOR CARRIER, ICC	288	92	54	24	22	39	3	1	24	7		
	MOTOR CARRIER, NON-ICC	4	1	(Z)	97	95	99	-	-	-	-		
	PRIVATE TRUCK	13	6	1	40	51	62	-	-	2	(Z)		
	AIR	1	(Z)	(Z)	69	69	79	(Z)	(Z)	(Z)	(Z)		
	WATER	6	5	9	49	71	99	-	-	1	(Z)		
	PARCEL DELIVERY	19	4	4	54	70	77	(Z)	(Z)	(Z)	(Z)		
	OTHER AND UNKNOWN	3	1	(Z)	38	38	79	-	-	-	-		
27911	PRODUCTS OF SERVICE INDUSTRY, FOR THE PRINTING TRADES *	2 158	187	60	8	14	21	10	3	59	9		
	RAIL	1	1	(Z)	100	100	100	-	-	-	-		
	MOTOR CARRIER	271	95	43	15	26	21	7	1	41	5		
	MOTOR CARRIER, ICC	262	94	43	15	27	21	7	1	40	4		

TONS (THOUSANDS) AND TON-MILES (MILLIONS) BY DIVISION OF DESTINATION--CON.

EAST NORTH CENTRAL		WEST NORTH CENTRAL		SOUTH ATLANTIC		EAST SOUTH CENTRAL		WEST SOUTH CENTRAL		MOUNTAIN		PACIFIC		DESTINATION UNKNOWN	TCC CODE AND MOT
TONS	TON-MILES	TONS	TON-MILES	TONS	TON-MILES	TONS	TON-MILES	TONS	TON-MILES	TONS	TON-MILES	TONS	TON-MILES	TONS	
530	82	104	32	187	70	62	27	38	29	60	46	96	96	-	27411
39	3	1	(Z)	(Z)	(Z)	4	1	(Z)	-	-	-	1	1	-	ICC
203	8	2	(Z)	36	8	37	6	35	8	(Z)	(Z)	76	1	(Z)	N-ICC
3	3	(Z)	(Z)	2	1	2	1	1	1	1	1	1	2	-	P.T.
(Z)	(Z)	-	(Z)	(Z)	(Z)	-	-	(Z)	(Z)	-	-	(Z)	1	-	AIR
8	1	10	2	9	2	2	1	37	49	2	1	7	2	-	WATER
32	1	12	(Z)	1	2	7	(Z)	2	(Z)	1	1	3	1	79	P.D.
															OT-UK
4	2	3	1	3	1	(Z)	(Z)	1	(Z)	1	1	8	4	17	27415
-	-	-	-	1	1	-	-	-	-	-	-	-	-	-	RAIL
4	2	1	1	2	1	(Z)	(Z)	1	(Z)	1	1	5	3	-	M.C.
4	2	1	1	2	1	(Z)	(Z)	1	(Z)	1	1	5	3	-	ICC
(Z)	(Z)	-	-	(Z)	(Z)	(Z)	(Z)	(Z)	(Z)	-	-	1	(Z)	-	P.T.
(Z)	(Z)	(Z)	(Z)	(Z)	(Z)	(Z)	(Z)	-	-	(Z)	(Z)	(Z)	(Z)	-	AIR
(Z)	(Z)	3	(Z)	(Z)	(Z)	(Z)	(Z)	(Z)	(Z)	(Z)	(Z)	1	(Z)	-	P.D.
(Z)	(Z)	-	-	(Z)	(Z)	(Z)	(Z)	-	-	-	-	(Z)	(Z)	17	OT-UK
59	20	14	6	198	39	34	11	23	21	3	2	93	47	8	27417
4	1	(Z)	(Z)	21	8	5	1	4	3	-	-	12	9	-	RAIL
45	17	11	5	143	26	21	7	15	16	2	1	60	26	-	M.C.
45	17	11	5	143	26	21	7	15	16	2	1	60	26	-	ICC
-	-	(Z)	(Z)	-	-	-	-	-	-	-	-	-	-	-	N-ICC
4	(Z)	(Z)	(Z)	31	2	8	2	2	1	(Z)	(Z)	12	(Z)	-	P.T.
1	1	(Z)	(Z)	(Z)	(Z)	(Z)	(Z)	(Z)	(Z)	(Z)	(Z)	12	(Z)	-	AIR
5	1	2	1	3	3	1	1	1	1	1	(Z)	3	1	4	P.D.
(Z)	(Z)	-	-	-	-	-	-	-	-	-	-	7	11	4	OT-UK
309	101	43	14	184	37	58	12	90	32	11	11	143	92	57	27419
34	30	11	8	-	-	(Z)	(Z)	-	3	-	-	28	6	-	RAIL
192	51	18	5	50	22	15	9	32	19	9	9	28	21	(Z)	M.C.
186	49	15	5	50	22	15	9	32	19	9	9	28	20	(Z)	ICC
6	2	3	(Z)	-	-	-	-	-	-	-	-	(Z)	1	-	N-ICC
52	16	9	(Z)	124	7	9	2	43	7	(Z)	(Z)	73	1	-	P.T.
1	(Z)	(Z)	(Z)	1	1	(Z)	(Z)	(Z)	(Z)	(Z)	(Z)	1	1	(Z)	AIR
-	-	-	-	-	-	-	-	-	-	-	-	(Z)	(Z)	-	WATER
11	3	3	1	8	8	2	1	5	2	2	1	7	6	1	P.D.
20	1	2	(Z)	(Z)	(Z)	31	(Z)	(Z)	(Z)	(Z)	(Z)	32	55	55	OT-UK
380	90	111	35	242	78	68	36	108	42	19	12	95	149	21	27611
1	1	1	1	5	3	-	-	-	1	1	4	4	10	-	RAIL
356	82	99	30	172	73	68	36	86	40	16	8	68	127	-	M.C.
331	82	99	30	164	72	68	36	80	40	16	8	58	124	-	ICC
25	(Z)	-	-	8	1	-	-	6	(Z)	-	-	11	2	-	N-ICC
15	4	5	3	61	(Z)	(Z)	(Z)	20	(Z)	(Z)	(Z)	13	6	-	P.T.
1	(Z)	-	-	(Z)	(Z)	(Z)	(Z)	(Z)	(Z)	(Z)	(Z)	(Z)	(Z)	-	AIR
-	-	-	-	(Z)	(Z)	-	-	-	-	-	-	1	3	-	WATER
6	2	4	1	3	2	(Z)	(Z)	1	1	2	1	8	3	-	P.D.
-	-	2	(Z)	-	-	-	-	-	-	-	-	-	-	21	OT-UK
21	12	140	9	23	10	4	1	9	7	7	5	6	12	1	27711
(Z)	(Z)	-	-	-	-	-	-	2	(Z)	(Z)	(Z)	-	-	-	RAIL
17	10	138	8	7	3	3	1	5	4	6	4	5	9	-	M.C.
17	10	138	8	7	3	3	1	3	3	6	4	5	9	-	ICC
(Z)	(Z)	-	-	-	-	-	-	2	2	-	-	-	-	-	N-ICC
(Z)	(Z)	(Z)	(Z)	(Z)	(Z)	(Z)	(Z)	(Z)	(Z)	-	-	-	-	-	P.T.
(Z)	(Z)	(Z)	(Z)	(Z)	(Z)	-	-	(Z)	(Z)	-	-	-	-	-	AIR
-	-	-	-	(Z)	(Z)	-	-	-	-	-	-	-	-	-	WATER
3	2	1	(Z)	2	1	1	(Z)	2	2	(Z)	(Z)	1	2	(Z)	P.D.
(Z)	(Z)	-	-	14	6	(Z)	(Z)	(Z)	(Z)	-	-	(Z)	1	1	OT-UK
58	20	36	9	37	16	11	3	39	20	16	11	29	44	13	2781
12	9	(Z)	(Z)	3	3	-	-	3	12	(Z)	(Z)	3	7	-	RAIL
27	9	26	7	14	9	5	3	12	7	6	7	17	26	-	M.C.
25	9	26	7	14	9	5	3	12	7	6	7	17	26	-	ICC
1	(Z)	-	-	(Z)	(Z)	-	-	(Z)	(Z)	-	-	-	-	-	N-ICC
3	(Z)	(Z)	(Z)	(Z)	(Z)	(Z)	(Z)	(Z)	(Z)	-	-	(Z)	(Z)	-	P.T.
-	-	(Z)	(Z)	6	3	-	-	-	-	-	-	(Z)	(Z)	-	AIR
-	-	-	-	(Z)	(Z)	-	-	-	-	-	-	4	9	-	WATER
17	2	10	1	13	1	7	(Z)	12	1	10	5	5	1	(Z)	P.D.
(Z)	(Z)	-	-	-	-	-	-	(Z)	(Z)	-	-	(Z)	(Z)	13	OT-UK
26	7	23	2	29	11	8	1	14	3	9	3	9	8	12	27811
1	1	-	-	(Z)	(Z)	-	-	(Z)	(Z)	(Z)	(Z)	1	3	-	RAIL
8	4	14	2	9	6	1	1	2	1	1	2	3	4	-	M.C.
8	4	14	2	9	6	1	1	2	1	1	2	3	4	-	ICC
(Z)	(Z)	(Z)	(Z)	(Z)	(Z)	(Z)	(Z)	(Z)	(Z)	-	-	(Z)	(Z)	-	P.T.
-	-	(Z)	(Z)	6	3	-	-	-	-	-	-	(Z)	(Z)	-	AIR
-	-	-	-	(Z)	(Z)	-	-	-	-	-	-	-	-	-	WATER
17	2	8	1	13	1	7	(Z)	11	1	8	1	5	1	(Z)	P.D.
-	-	-	-	-	-	-	-	(Z)	(Z)	-	-	(Z)	(Z)	12	OT-UK
32	13	14	7	8	5	3	1	25	17	6	8	20	36	1	27812
11	8	(Z)	(Z)	3	2	-	-	14	12	-	-	2	4	-	RAIL
18	5	12	6	5	3	3	1	10	5	4	5	14	22	-	M.C.
17	5	12	6	5	3	3	1	10	5	4	5	14	22	-	ICC
1	(Z)	-	-	(Z)	(Z)	-	-	(Z)	(Z)	-	-	-	-	-	N-ICC
3	(Z)	(Z)	(Z)	(Z)	(Z)	(Z)	(Z)	(Z)	(Z)	-	-	(Z)	(Z)	-	P.T.
-	-	-	-	(Z)	(Z)	-	-	-	-	-	-	-	-	-	AIR
-	-	-	-	(Z)	(Z)	-	-	-	-	-	-	4	9	-	WATER
(Z)	(Z)	1	1	(Z)	(Z)	(Z)	(Z)	(Z)	(Z)	2	3	(Z)	(Z)	-	P.D.
(Z)	(Z)	-	-	-	-	-	-	-	-	-	-	(Z)	(Z)	1	OT-UK
34	8	9	4	34	5	7	1	8	5	12	11	9	14	3	27911
1	(Z)	-	-	-	-	-	-	-	-	-	-	-	-	-	RAIL
14	5	7	4	5	3	3	1	4	3	10	10	5	12	-	M.C.
14	5	7	4	5	3	3	1	4	3	10	10	5	12	-	ICC



TABLE 2. SHIPMENTS BY MANUFACTURING ESTABLISHMENTS--COMMODITIES AND MEANS OF TRANSPORT BY DESTINATION: 1977--CON.

TCC CODE	COMMODITY AND MEANS OF TRANSPORT	ALL SHIPMENTS						TONS (THOUSANDS) AND TON-MILES (MILLIONS) BY DIVISION OF DESTINATION					
		VALUE (MILLION DOLLARS) (A)	TONS (THOU- SANDS) (B)	TON- MILES (MIL- LIONS) (C)	STANDARD ERROR (PERCENT) FOR COLUMNS--			NEW ENGLAND		MIDDLE ATLANTIC			
					(A)	(B)	(C)	TONS	TON- MILES	TONS	TON- MILES		
27911	PRODUCTS OF SERVICE INDUSTRY, FOR THE PRINTING TRADES *												
	MOTOR CARRIER, NON-ICC	9	1	(Z)	46	62	71	-	-	1	(Z)		
	PRIVATE TRUCK	577	52	2	19	24	33	2	(Z)	6	(Z)		
	AIR	321	13	11	22	64	69	1	1	3			
	WATER	(Z)	(Z)	(Z)	100	100	100	-	-	-			
	PARCEL DELIVERY	199	7	2	18	27	20	(Z)	(Z)	2	(Z)		
	OTHER AND UNKNOWN	789	20	2	16	33	30	(Z)	(Z)	7	(Z)		
28	CHEMICALS AND ALLIED PRODUCTS	115 574	323 299	106 348	3	5	4	8 060	3 854	33 566	12 327		
	RAIL	25 941	107 602	56 734	5	5	5	1 514	1 455	8 495	6 241		
	MOTOR CARRIER	59 710	99 081	25 591	6	8	6	3 088	1 032	12 815	3 077		
	MOTOR CARRIER, ICC	57 168	89 935	24 302	6	8	6	2 807	977	11 231	2 955		
	MOTOR CARRIER, NON-ICC	2 542	9 146	1 289	11	20	15	281	54	1 584	121		
	PRIVATE TRUCK	18 295	53 526	9 879	7	9	9	2 626	355	9 547	1 831		
	AIR	1 049	66	71	14	20	17	2	3	4	2		
	WATER	3 930	23 215	12 441	12	16	18	820	1 006	854	1 147		
	PIPELINE	1 382	35 059	1 427	18	34	89	-	-	1 775	9		
	PARCEL DELIVERY	1 702	136	62	16	36	17	7	3	25	9		
	OTHER AND UNKNOWN	3 564	4 614	143	11	18	25	1	(Z)	50	13		
281	INDUSTRIAL INORGANIC AND ORGANIC CHEMICALS	37 020	197 352	57 105	6	8	8	3 204	968	16 744	6 114		
	RAIL	12 916	65 930	32 834	6	7	8	504	523	5 192	3 219		
	MOTOR CARRIER	13 241	49 037	8 863	8	15	10	757	221	4 313	997		
	MOTOR CARRIER, ICC	12 762	45 900	8 495	8	16	10	653	207	3 524	970		
	MOTOR CARRIER, NON-ICC	5 478	3 137	368	32	39	26	105	14	789	27		
	PRIVATE TRUCK	5 223	28 001	5 389	13	17	15	1 900	161	4 828	1 056		
	AIR	61	12	9	49	82	85	(Z)	(Z)	(Z)	(Z)		
	WATER	2 785	15 386	8 546	18	21	20	42	63	612	829		
	PIPELINE	1 061	36 244	1 379	20	37	90	-	-	1 775	9		
	PARCEL DELIVERY	66	5	38	35	55	(Z)	(Z)	(Z)	1	(Z)		
	OTHER AND UNKNOWN	1 706	2 736	82	21	21	35	(Z)	(Z)	22	4		
2812	SODIUM, POTASSIUM, BASIC INORGANIC COMPOUNDS, CHLORINE	3 685	28 796	8 462	9	10	10	203	130	2 564	710		
	RAIL	1 649	14 276	5 088	9	9	12	141	107	1 516	463		
	MOTOR CARRIER	1 129	6 581	989	14	14	21	44	19	678	156		
	MOTOR CARRIER, ICC	1 110	6 479	983	14	15	22	44	19	666	156		
	MOTOR CARRIER, NON-ICC	19	103	6	21	26	26	-	-	12	(Z)		
	PRIVATE TRUCK	358	2 357	868	26	40	61	18	4	350	68		
	AIR	6	10	8	72	100	100	-	-	(Z)	(Z)		
	WATER	368	3 131	1 439	33	32	36	-	-	21	22		
	PIPELINE	133	2 347	59	37	43	78	-	-	-	-		
	PARCEL DELIVERY	5	1	1	73	48	58	(Z)	(Z)	-	-		
	OTHER AND UNKNOWN	38	94	10	11	3	69	-	-	-	-		
28121	INORGANIC BLEACHING COMPOUNDS, EXC. CHLORINE	336	873	214	20	27	30	3	2	23	15		
	RAIL	136	96	128	46	47	59	-	-	-	-		
	MOTOR CARRIER	179	745	70	26	30	31	3	2	23	15		
	MOTOR CARRIER, ICC	179	745	70	26	30	31	3	2	23	15		
	PRIVATE TRUCK	15	21	3	91	73	95	-	-	-	-		
	AIR	5	10	8	100	100	100	-	-	-	-		
	WATER	1	1	5	-	-	-	-	-	-	-		
	PARCEL DELIVERY	(Z)	(Z)	(Z)	100	100	100	-	-	-	-		
28122	SODIUM ALKALIES	1 028	12 083	3 465	12	14	18	15	12	264	71		
	RAIL	407	4 649	1 475	12	10	17	14	12	182	44		
	MOTOR CARRIER	275	3 167	287	23	22	24	-	-	59	5		
	MOTOR CARRIER, ICC	267	3 119	283	24	23	24	-	-	54	4		
	MOTOR CARRIER, NON-ICC	8	48	4	24	23	34	-	-	5	(Z)		
	PRIVATE TRUCK	65	1 188	649	35	68	86	1	(Z)	3	1		
	WATER	226	2 032	1 003	27	27	35	-	-	19	22		
	PIPELINE	50	998	50	68	66	86	-	-	-	-		
	OTHER AND UNKNOWN	5	49	-	-	-	-	-	-	-	-		
28123	SODIUM COMPOUNDS	825	4 670	1 705	16	19	22	115	83	1 574	323		
	RAIL	360	2 787	1 133	13	24	23	75	71	945	183		
	MOTOR CARRIER	364	1 413	393	21	23	37	33	10	475	110		
	MOTOR CARRIER, ICC	358	1 396	391	21	24	37	33	10	475	110		
	MOTOR CARRIER, NON-ICC	6	17	2	18	17	45	-	-	(Z)	(Z)		
	PRIVATE TRUCK	66	383	112	36	31	28	6	2	154	30		
	AIR	(Z)	(Z)	(Z)	100	100	100	-	-	-	-		
	WATER	3	43	57	83	98	98	-	-	-	-		
	PARCEL DELIVERY	(Z)	(Z)	(Z)	35	35	38	-	-	-	-		
	OTHER AND UNKNOWN	31	45	10	16	7	69	-	-	-	-		
28124	POTASSIUM ALKALIES	136	751	282	43	42	59	20	10	72	24		
	RAIL	61	352	160	60	58	80	20	10	60	24		
	MOTOR CARRIER	32	184	41	35	39	28	(Z)	(Z)	9	(Z)		
	MOTOR CARRIER, ICC	31	178	41	36	41	28	(Z)	(Z)	3	(Z)		
	MOTOR CARRIER, NON-ICC	1	5	(Z)	55	55	55	-	-	5	(Z)		
	PRIVATE TRUCK	5	32	4	58	57	68	-	-	3	(Z)		
	WATER	37	160	77	69	77	82	-	-	-	-		
	PIPELINE	1	22	(Z)	100	100	100	-	-	-	-		
28125	POTASSIUM COMPOUNDS	93	88	71	77	43	55	4	4	8	2		
	RAIL	4	40	41	95	95	95	-	-	-	-		
	MOTOR CARRIER	84	33	29	83	33	62	4	4	6	2		
	MOTOR CARRIER, ICC	84	32	29	83	34	62	4	4	5	2		
	MOTOR CARRIER, NON-ICC	(Z)	1	(Z)	100	100	100	-	-	1	(Z)		
	PRIVATE TRUCK	2	13	1	31	32	51	-	-	1	(Z)		
	AIR	(Z)	-	-	100	-	-	-	-	-	-		
	WATER	1	1	(Z)	100	100	100	-	-	1	(Z)		
	PARCEL DELIVERY	2	(Z)	(Z)	98	95	99	(Z)	(Z)	-	-		
28126	CHLORINE	879	8 279	2 420	12	13	17	26	8	306	208		
	RAIL	642	6 107	1 987	12	13	16	26	8	306	208		
	MOTOR CARRIER	41	407	97	40	29	51	-	-	-	-		
	MOTOR CARRIER, ICC	41	407	97	40	29	51	-	-	-	-		

TONS (THOUSANDS) AND TON-MILES (MILLIONS) BY DIVISION OF DESTINATION--CON.

EAST NORTH CENTRAL		WEST NORTH CENTRAL		SOUTH ATLANTIC		EAST SOUTH CENTRAL		WEST SOUTH CENTRAL		MOUNTAIN		PACIFIC		DESTINATION UNKNOWN	TCC CODE AND MOT
TONS	TON-MILES	TONS	TON-MILES	TONS	TON-MILES	TONS	TON-MILES	TONS	TON-MILES	TONS	TON-MILES	TONS	TON-MILES	TONS	
(Z)	(Z)	(Z)	(Z)	-	-	-	-	(Z)	(Z)	-	-	-	-	-	27911
9	1	1	(Z)	24	(Z)	4	(Z)	3	(Z)	(Z)	(Z)	2	(Z)	-	N-ICC
4	2	(Z)	(Z)	2	1	(Z)	-	1	(Z)	1	1	1	1	-	P.T.
1	-	-	-	-	-	-	-	-	-	-	-	-	-	-	AIR
5	(Z)	(Z)	(Z)	1	(Z)	(Z)	(Z)	(Z)	(Z)	(Z)	(Z)	(Z)	(Z)	-	WATER
(Z)	(Z)	(Z)	(Z)	3	(Z)	(Z)	(Z)	1	(Z)	1	(Z)	(Z)	(Z)	3	P.O.
(Z)	(Z)	(Z)	(Z)	3	(Z)	(Z)	(Z)	1	(Z)	1	(Z)	(Z)	(Z)	3	OT-UK
49 902	16 600	17 149	9 222	67 528	19 058	40 364	12 413	57 087	12 572	10 812	4 309	32 971	15 993	5 861	28
12 329	8 595	8 444	5 680	27 568	12 182	14 825	6 661	18 887	5 659	5 249	2 492	10 201	7 771	89	RAIL
14 738	4 475	5 095	2 079	18 460	3 718	9 714	2 018	16 634	3 403	3 563	1 375	14 303	4 416	671	M.C.
13 890	4 362	5 010	2 069	16 107	3 477	9 477	1 982	16 152	3 337	3 294	1 339	11 296	3 804	671	ICC
848	114	85	9	2 354	241	237	36	482	65	269	36	3 007	612	-	N-ICC
7 621	1 316	2 137	629	11 291	2 197	4 945	644	8 520	1 868	1 636	433	4 241	606	961	P.T.
24	35	4	3	3	2	3	1	17	12	3	2	6	11	(Z)	AIR
3 157	2 072	1 332	825	1 710	873	4 687	1 861	7 531	1 524	-	-	3 123	3 132	(Z)	WATER
11 947	86	127	(Z)	7 530	26	6 185	1 224	5 440	74	355	2	1 039	5	661	PIPE
49	9	9	5	17	9	6	3	9	7	4	4	9	12	2	P.O.
36	11	3	1	950	51	(Z)	(Z)	48	26	1	(Z)	47	41	3 477	OT-UK
28 810	7 559	7 065	3 523	42 498	12 093	30 014	9 119	37 717	7 261	6 762	2 085	19 846	8 383	4 692	281
6 229	3 929	3 935	2 498	15 961	8 828	11 327	4 637	13 870	3 773	2 666	1 236	6 239	4 191	7	RAIL
5 346	1 495	1 288	511	9 136	1 164	6 527	1 100	10 339	1 529	2 105	453	8 626	1 392	600	M.C.
4 916	1 427	1 224	509	8 782	1 133	6 439	1 076	10 273	1 509	1 678	427	7 811	1 237	600	ICC
430	69	64	2	353	31	89	24	66	20	427	26	815	155	66	N-ICC
2 992	583	1 014	241	4 090	1 187	3 044	404	5 664	1 115	1 450	394	2 169	249	849	P.T.
1	(Z)	(Z)	(Z)	(Z)	(Z)	1	(Z)	10	8	(Z)	(Z)	(Z)	(Z)	-	AIR
2 315	1 463	574	271	1 734	862	3 042	1 755	5 313	788	-	-	1 754	2 514	-	WATER
11 905	81	253	1	11 515	33	6 072	1 222	2 484	25	540	3	1 040	5	660	PIPE
1	(Z)	1	(Z)	(Z)	(Z)	(Z)	(Z)	(Z)	(Z)	(Z)	(Z)	2	1	(Z)	P.O.
23	7	-	-	62	18	-	-	37	23	-	-	16	30	2 576	OT-UK
2 342	724	1 318	737	4 128	2 102	6 370	1 311	7 363	1 125	632	285	3 790	1 338	85	2812
1 184	501	815	493	2 231	1 144	3 148	658	3 423	756	404	220	1 414	746	-	RAIL
789	139	144	65	657	129	1 323	94	1 003	109	55	26	1 882	252	7	M.C.
760	137	144	65	630	129	1 323	94	974	106	54	25	1 878	252	7	ICC
29	1	-	-	27	(Z)	-	-	29	3	1	4	4	(Z)	-	N-ICC
260	34	32	13	975	622	37	8	398	66	100	39	188	13	-	P.T.
37	34	327	165	258	207	1 370	521	812	165	-	-	305	326	-	AIR
72	18	-	-	-	-	492	30	1 709	10	73	(Z)	-	-	-	WATER
(Z)	(Z)	(Z)	(Z)	(Z)	(Z)	(Z)	(Z)	(Z)	(Z)	(Z)	(Z)	1	(Z)	-	PIPE
-	-	-	-	7	(Z)	-	-	9	10	-	-	-	-	79	P.O.
-	-	-	-	-	-	-	-	-	-	-	-	-	-	-	OT-UK
5	2	11	1	96	20	604	17	22	9	7	8	102	141	-	28121
-	-	-	-	21	10	20	8	1	1	-	-	54	108	-	RAIL
5	2	11	1	64	9	574	6	11	(Z)	7	8	47	28	-	M.C.
5	2	11	1	64	9	574	6	11	(Z)	7	8	47	28	-	ICC
-	-	-	-	11	(Z)	10	2	(Z)	(Z)	-	-	(Z)	(Z)	-	P.T.
-	-	-	-	-	-	-	-	10	8	-	-	-	-	-	AIR
-	-	-	-	-	-	-	-	(Z)	(Z)	-	-	1	5	-	WATER
-	-	-	-	-	-	-	-	-	-	-	-	-	-	-	P.O.
665	170	691	382	2 335	1 294	2 469	476	2 938	512	204	78	2 453	469	49	28122
259	84	390	227	934	465	691	142	1 448	344	162	61	576	96	-	RAIL
229	24	24	7	270	49	538	48	490	41	34	11	1 521	102	-	M.C.
215	24	24	7	270	49	538	48	461	38	34	11	1 521	102	-	ICC
14	1	-	-	-	-	-	-	29	3	-	-	-	-	-	N-ICC
77	10	10	4	874	576	12	1	108	45	8	7	95	6	-	P.T.
37	34	267	143	257	205	771	255	420	80	-	-	261	265	-	WATER
70	18	-	-	-	-	457	30	471	2	-	-	-	-	-	PIPE
-	-	-	-	-	-	-	-	-	-	-	-	-	-	49	OT-UK
589	133	362	233	371	147	187	72	901	279	144	47	393	386	35	28123
120	55	321	210	172	80	108	43	844	230	50	13	151	248	-	RAIL
416	68	33	17	141	42	72	24	46	37	4	3	188	80	6	M.C.
401	67	33	17	141	42	72	24	46	37	3	2	188	80	6	ICC
15	1	-	-	-	-	-	-	-	-	1	-	-	-	-	N-ICC
53	11	8	6	50	23	7	5	2	2	90	31	12	(Z)	-	P.T.
-	-	-	-	2	2	-	-	-	-	-	-	(Z)	(Z)	-	AIR
-	-	-	-	-	-	-	-	-	-	-	-	41	55	-	WATER
(Z)	(Z)	(Z)	(Z)	(Z)	(Z)	(Z)	(Z)	-	-	(Z)	(Z)	-	-	-	P.O.
-	-	-	-	7	(Z)	-	-	9	10	-	-	-	-	29	OT-UK
215	50	66	24	38	10	69	7	242	95	-	-	28	62	-	28124
99	32	-	-	27	8	43	6	75	18	-	-	28	62	-	RAIL
88	14	5	2	11	2	4	1	67	22	-	-	-	-	-	M.C.
88	14	5	2	11	2	4	1	67	22	-	-	-	-	-	ICC
-	-	-	-	-	-	-	-	-	-	-	-	-	-	-	N-ICC
28	4	1	(Z)	-	-	-	-	(Z)	(Z)	-	-	-	-	-	P.T.
-	-	60	22	-	-	-	-	100	55	-	-	-	-	-	WATER
-	-	-	-	-	-	22	(Z)	-	-	-	-	-	-	-	PIPE
14	18	1	1	29	11	5	1	5	3	21	31	1	(Z)	1	28125
-	-	-	-	19	9	-	-	1	1	20	31	(Z)	(Z)	-	RAIL
14	18	(Z)	(Z)	4	1	(Z)	(Z)	4	3	1	(Z)	(Z)	(Z)	1	M.C.
14	18	(Z)	(Z)	4	1	(Z)	(Z)	4	3	1	(Z)	(Z)	(Z)	1	ICC
(Z)	(Z)	1	(Z)	6	1	5	(Z)	-	-	-	-	-	-	-	N-ICC
-	-	-	-	-	-	-	-	-	-	-	-	-	-	-	P.T.
-	-	-	-	-	-	-	-	-	-	-	-	-	-	-	AIR
-	-	-	-	-	-	-	-	-	-	-	-	-	-	-	WATER
-	-	-	-	(Z)	(Z)	-	-	(Z)	(Z)	(Z)	(Z)	(Z)	(Z)	-	P.O.
677	292	153	77	1 159	581	3 014	726	2 048	201	229	100	666	227	(Z)	28128
660	291	86	41	1 022	551	2 267	446	1 015	149	152	98	574	195	-	RAIL
1	(Z)	65	36	115	14	135	13	8	(Z)	4	2	79	32	-	M.C.
1	(Z)	65	36	115	14	135	13	8	(Z)	4	2	79	32	-	ICC

TABLE 2. SHIPMENTS BY MANUFACTURING ESTABLISHMENTS--COMMODITIES AND MEANS OF TRANSPORT BY DESTINATION: 1977--CON.

TCC CODE	COMMODITY AND MEANS OF TRANSPORT	ALL SHIPMENTS						TONS (THOUSANDS) AND TON-MILES (MILLIONS) BY DIVISION OF DESTINATION					
		VALUE (MILLION DOLLARS) (A)	TONS (THOU- SANDS) (B)	TON- MILES (MIL- LIONS) (C)	STANDARD ERROR (PERCENT) FOR COLUMNS--			NEW ENGLAND		MIDDLE ATLANTIC			
					(A)	(B)	(C)	TONS	TON- MILES	TONS	TON- MILES		
28128	CHLORINE												
	PRIVATE TRUCK	36	329	35	67	77	56	-	-	-	-	-	-
	WATER	100	893	297	64	66	97	-	-	-	-	-	-
	PIPELINE	57	544	5	34	27	45	-	-	-	-	-	-
	PARCEL DELIVERY	1	(Z)	(Z)	100	100	100	(Z)	(Z)	-	-	-	-
	OTHER AND UNKNOWN	3	(Z)	-	-	-	-	-	-	-	-	-	-
28129	ALKALIES, NEC.	156	565	83	61	69	21	4	5	4	3		
	RAIL	16	94	63	26	19	22	4	5	-	-		
	MOTOR CARRIER	65	392	15	98	96	76	(Z)	(Z)	4	3		
	MOTOR CARRIER, ICC	65	392	15	98	96	77	(Z)	(Z)	4	3		
	MOTOR CARRIER, NON-ICC	(Z)	(Z)	(Z)	100	100	100	-	-	-	-		
	PRIVATE TRUCK	74	79	5	98	79	45	-	-	-	-		
	AIR	(Z)	(Z)	(Z)	100	100	100	-	-	-	-		
	PARCEL DELIVERY	1	(Z)	(Z)	98	85	93	-	-	-	-		
2813	INDUSTRIAL GASES, COMPRESSED AND LIQUEFIED	1 694	45 572	3 904	11	32	59	460	150	3 485	512		
	RAIL	226	932	679	31	30	31	134	124	364	249		
	MOTOR CARRIER	186	924	255	38	47	43	12	3	104	106		
	MOTOR CARRIER, ICC	186	919	250	38	47	43	12	3	104	106		
	MOTOR CARRIER, NON-ICC	(Z)	5	4	100	100	100	-	-	-	-		
	PRIVATE TRUCK	738	10 445	1 610	20	23	30	314	24	1 242	148		
	WATER	37	58	(Z)	100	100	100	-	-	-	-		
	PIPELINE	414	32 768	1 360	29	43	97	-	-	1 775	9		
	PARCEL DELIVERY	1	(Z)	(Z)	68	85	93	(Z)	(Z)	-	-		
	OTHER AND UNKNOWN	92	447	-	57	65	-	-	-	-	-		
28133	CARBON DIOXIDE	112	2 371	595	46	62	74	-	-	68	14		
	RAIL	5	47	12	100	100	100	-	-	47	12		
	MOTOR CARRIER	4	78	34	100	100	100	-	-	-	-		
	MOTOR CARRIER, ICC	4	78	34	100	100	100	-	-	-	-		
	PRIVATE TRUCK	96	2 244	548	56	64	77	-	-	21	1		
	OTHER AND UNKNOWN	7	3	-	54	54	-	-	-	-	-		
28134	ELEMENTAL GASES	516	30 232	727	20	41	29	386	95	1 292	139		
	RAIL	53	213	156	100	100	100	99	75	77	49		
	MOTOR CARRIER	7	307	10	39	94	66	-	-	1	(Z)		
	MOTOR CARRIER, ICC	7	307	10	39	94	66	-	-	1	(Z)		
	MOTOR CARRIER, NON-ICC	(Z)	5	4	100	100	100	-	-	-	-		
	PRIVATE TRUCK	219	4 196	475	32	28	36	287	20	924	88		
	WATER	220	25 447	85	44	53	53	-	-	291	1		
	PIPELINE	17	69	-	26	26	-	-	-	-	-		
	OTHER AND UNKNOWN												
28139	INDUSTRIAL GASES, NEC.	939	12 340	2 579	17	60	74	74	55	2 122	360		
	RAIL	168	672	511	30	27	25	35	48	240	188		
	MOTOR CARRIER	175	537	210	40	56	46	12	3	103	106		
	MOTOR CARRIER, ICC	175	533	205	40	56	46	12	3	103	106		
	MOTOR CARRIER, NON-ICC	(Z)	5	4	100	100	100	-	-	-	-		
	PRIVATE TRUCK	416	3 959	584	25	38	44	27	4	294	59		
	WATER	37	58	(Z)	100	100	100	-	-	-	-		
	PIPELINE	143	7 114	1 273	59	79	99	-	-	1 484	7		
	PARCEL DELIVERY	1	(Z)	(Z)	68	85	93	(Z)	(Z)	-	-		
	OTHER AND UNKNOWN												
28141	CRUDE PRODUCTS FROM COAL AND PETROLEUM TAR *	513	2 314	578	35	29	42	8	7	374	91		
	RAIL	70	434	213	62	69	54	-	-	157	55		
	MOTOR CARRIER	190	1 001	188	44	31	53	8	7	122	17		
	MOTOR CARRIER, ICC	166	910	144	39	32	41	-	-	122	17		
	MOTOR CARRIER, NON-ICC	23	91	44	86	69	94	8	7	-	-		
	PRIVATE TRUCK	80	273	134	77	52	67	(Z)	(Z)	25	17		
	WATER	71	449	12	60	61	53	-	-	71	1		
	PIPELINE	(Z)	(Z)	(Z)	100	100	100	-	-	-	-		
	PARCEL DELIVERY	102	158	30	17	30	100	-	-	-	-		
	OTHER AND UNKNOWN												
2815	CYCLIC INTERMEDIATES AND DYES	5 762	9 020	3 221	11	21	15	155	118	1 547	507		
	RAIL	1 900	4 169	2 013	19	20	18	52	59	373	116		
	MOTOR CARRIER	2 638	3 691	743	11	31	20	80	41	836	100		
	MOTOR CARRIER, ICC	2 586	3 128	711	11	37	21	80	41	299	79		
	MOTOR CARRIER, NON-ICC	53	562	31	34	48	39	-	-	536	21		
	PRIVATE TRUCK	541	816	364	33	34	59	23	18	279	230		
	AIR	3	(Z)	(Z)	53	53	53	(Z)	(Z)	(Z)	(Z)		
	WATER	180	190	77	50	54	79	-	-	43	61		
	PIPELINE	21	39	5	56	66	97	-	-	-	-		
	PARCEL DELIVERY	2	(Z)	(Z)	33	33	32	(Z)	(Z)	(Z)	(Z)		
	OTHER AND UNKNOWN	477	114	19	21	26	33	(Z)	(Z)	17	(Z)		
28151	CYCLIC INTERMEDIATES FROM BENZENE, ETC.	4 399	8 571	3 008	14	22	16	123	101	1 461	479		
	RAIL	1 770	4 125	1 980	20	20	18	52	59	373	116		
	MOTOR CARRIER	1 768	3 374	590	15	34	24	49	24	778	74		
	MOTOR CARRIER, ICC	1 719	2 814	559	15	41	25	49	24	242	53		
	MOTOR CARRIER, NON-ICC	49	560	31	37	48	39	-	-	536	21		
	PRIVATE TRUCK	382	762	350	41	35	60	22	18	266	228		
	WATER	1	(Z)	(Z)	99	99	83	-	-	(Z)	(Z)		
	AIR	1	(Z)	(Z)	99	99	83	-	-	(Z)	(Z)		
	WATER	104	180	64	57	57	94	-	-	43	61		
	PIPELINE	21	39	5	56	66	97	-	-	-	-		
	PARCEL DELIVERY	(Z)	(Z)	(Z)	48	55	42	-	-	(Z)	(Z)		
	OTHER AND UNKNOWN	355	91	18	23	23	34	-	-	-	-		
	OTHER AND UNKNOWN												
28156	ORGANIC DYES	738	213	79	19	16	21	16	6	35	5		
	RAIL	44	17	8	66	83	84	-	-	-	-		
	MOTOR CARRIER	433	128	48	16	14	14	15	6	17	5		
	MOTOR CARRIER, ICC	429	125	48	16	14	14	15	6	17	5		
	MOTOR CARRIER, NON-ICC	4	3	(Z)	81	55	99	-	-	-	-		
	PRIVATE TRUCK	76	37	9	28	28	31	1	(Z)	2	(Z)		
	AIR	1	(Z)	(Z)	64	72	75	(Z)	(Z)	(Z)	(Z)		
	WATER	76	11	13	100	100	100	-	-	-	-		
	PIPELINE	21	39	5	56	66	97	-	-	-	-		
	PARCEL DELIVERY	1	(Z)	(Z)	41	37	33	(Z)	(Z)	(Z)	(Z)		
	OTHER AND UNKNOWN	106	21	(Z)	69	77	99	(Z)	(Z)	17	(Z)		
	OTHER AND UNKNOWN												
28158	ORGANIC PIGMENTS (LAKES AND TONERS)	624	236	134	18	54	57	16	11	52	23		



TONS (THOUSANDS) AND TON-MILES (MILLIONS) BY DIVISION OF ORIGIN--CON.

EAST NORTH CENTRAL		WEST NORTH CENTRAL		SOUTH ATLANTIC		EAST SOUTH CENTRAL		WEST SOUTH CENTRAL		MOUNTAIN		PACIFIC		ESTI-NATION UNKNOWN	TCC CODE AND MOT	
TONS	TON-MILES	TONS	TON-MILES	TONS	TON-MILES	TONS	TON-MILES	TONS	TON-MILES	TONS	TON-MILES	TONS	TON-MILES	TONS		
14	1	2	(Z)	22	16	-	-	279	18	-	-	12	(Z)	-	28128	
9	-	-	-	-	-	-	599	292	30	-	-	2	(Z)	-	P.T.	
2	(Z)	-	-	-	-	-	14	(Z)	4	73	(Z)	-	-	-	WATER	
-	-	-	-	-	-	-	-	-	-	-	-	-	-	-	PIPE	
-	-	-	-	-	-	-	-	-	-	-	-	-	-	-	P.O.	
-	-	-	-	-	-	-	-	-	-	-	-	-	-	(Z)	OT-UK	
85	12	7	8	21	17	14	9	421	19	(Z)	(Z)	10	9	-	28129	
9	8	7	8	12	11	14	9	40	12	-	-	10	9	-	RAIL	
3	1	-	-	9	6	-	-	375	5	(Z)	(Z)	(Z)	(Z)	-	M.C.	
3	1	-	-	9	6	-	-	375	5	(Z)	(Z)	-	(Z)	-	ICC	
-	-	-	-	-	-	-	-	-	-	-	-	(Z)	(Z)	-	N-ICC	
73	3	-	-	-	-	-	-	5	2	-	-	-	-	-	P.T.	
-	-	-	-	-	-	-	-	-	-	-	-	(Z)	(Z)	-	AIR	
(Z)	(Z)	-	-	(Z)	(Z)	(Z)	(Z)	(Z)	(Z)	-	-	(Z)	(Z)	-	P.O.	
13 681	287	923	168	12 098	283	7 159	1 651	3 818	578	847	176	2 654	98	447	2813	
11	7	34	39	129	48	18	8	226	178	-	-	15	26	-	RAIL	
39	10	58	8	30	5	240	70	439	48	-	-	2	4	-	M.C.	
34	6	58	8	30	5	240	70	439	48	-	-	2	4	-	ICC	
5	4	-	-	-	-	-	-	-	-	-	-	-	-	-	N-ICC	
602	200	831	121	1 085	223	1 274	307	2 886	350	847	176	1 363	61	-	P.T.	
-	-	-	-	-	-	-	-	58	(Z)	-	-	-	-	-	WATER	
13 029	70	-	-	10 853	7	5 626	1 266	210	2	-	-	1 274	7	-	PIPE	
(Z)	(Z)	-	-	(Z)	(Z)	(Z)	(Z)	(Z)	(Z)	-	-	-	-	-	P.O.	
-	-	-	-	-	-	-	-	-	-	-	-	-	-	-	447	OT-UK
13	11	749	110	2	1	141	111	527	171	847	176	21	(Z)	3	28133	
-	-	-	-	-	-	-	-	-	-	-	-	-	-	-	RAIL	
-	-	-	-	-	-	-	-	78	34	-	-	-	-	-	M.C.	
-	-	-	-	-	-	-	-	78	34	-	-	-	-	-	ICC	
13	11	749	110	2	1	141	111	450	137	847	176	21	(Z)	-	P.T.	
-	-	-	-	-	-	-	-	-	-	-	-	-	-	-	3	OT-UK
13 161	190	20	2	11 316	75	61	21	2 084	163	-	-	1 845	42	69	28134	
1	(Z)	1	1	9	6	18	8	-	-	-	-	9	17	-	RAIL	
1	(Z)	1	1	-	-	(Z)	(Z)	304	9	-	-	-	-	-	M.C.	
130	120	18	2	453	61	43	13	304	9	-	-	-	-	-	ICC	
13 029	70	-	-	10 853	7	-	-	1 779	153	-	-	562	18	-	P.T.	
-	-	-	-	-	-	-	-	-	-	-	-	1 274	7	-	PIPE	
-	-	-	-	-	-	-	-	-	-	-	-	-	-	-	69	OT-UK
504	86	142	54	780	207	6 954	1 519	975	241	-	-	789	56	-	28139	
11	7	34	39	120	42	-	-	226	178	-	-	6	9	-	RAIL	
38	10	56	7	30	5	240	70	56	5	-	-	2	4	-	M.C.	
33	6	56	7	30	5	240	70	56	5	-	-	2	4	-	ICC	
5	4	-	-	-	-	-	-	-	-	-	-	-	-	-	N-ICC	
455	68	51	8	630	161	1 088	183	632	59	-	-	781	42	-	P.T.	
-	-	-	-	-	-	-	-	58	(Z)	-	-	-	-	-	WATER	
-	-	-	-	-	-	5 626	1 266	4	(Z)	-	-	-	-	-	PIPE	
(Z)	(Z)	-	-	(Z)	(Z)	(Z)	(Z)	(Z)	(Z)	-	-	-	-	-	P.O.	
283	57	16	5	568	100	418	98	472	160	-	-	33	59	141	28141	
17	11	-	-	120	72	91	48	49	27	-	-	-	-	-	RAIL	
164	39	-	-	341	16	283	41	66	40	-	-	16	29	-	M.C.	
164	39	-	-	341	16	217	33	66	40	-	-	-	-	-	ICC	
-	-	-	-	-	-	66	8	-	-	-	-	16	29	-	N-ICC	
103	7	16	5	14	7	44	9	71	88	-	-	(Z)	(Z)	-	P.T.	
-	-	-	-	92	6	-	-	287	6	-	-	-	-	-	WATER	
(Z)	(Z)	-	-	(Z)	(Z)	-	-	-	-	-	-	-	-	-	P.O.	
-	-	-	-	-	-	-	-	-	-	-	-	16	30	141	OT-UK	
944	506	116	65	2 024	933	825	336	3 165	500	16	19	161	237	67	2815	
450	342	54	31	1 309	748	711	304	1 101	225	14	18	100	171	7	RAIL	
311	110	50	28	595	156	101	28	1 661	214	1	2	53	64	3	M.C.	
300	105	49	27	594	156	101	28	1 649	213	1	2	51	61	3	ICC	
11	5	(Z)	(Z)	1	(Z)	-	-	12	1	-	-	2	3	-	N-ICC	
172	47	13	6	116	27	12	4	194	31	-	-	8	2	-	P.T.	
(Z)	(Z)	(Z)	(Z)	(Z)	(Z)	(Z)	(Z)	-	-	-	-	(Z)	(Z)	-	AIR	
-	-	-	-	-	-	-	-	147	16	-	-	-	-	-	WATER	
-	-	-	-	-	-	-	-	39	5	-	-	-	-	-	PIPE	
(Z)	(Z)	(Z)	(Z)	(Z)	(Z)	(Z)	(Z)	(Z)	(Z)	(Z)	(Z)	(Z)	(Z)	-	P.O.	
11	8	-	-	4	2	-	-	25	9	-	-	-	-	-	57	OT-UK
832	464	85	52	1 924	894	788	318	3 145	478	14	18	141	204	58	28151	
434	333	54	31	1 304	747	698	299	1 101	225	14	18	89	154	7	RAIL	
221	80	26	18	521	124	81	17	1 653	205	(Z)	(Z)	44	47	-	M.C.	
212	75	26	18	520	124	81	17	1 641	204	(Z)	(Z)	42	44	-	ICC	
9	5	(Z)	(Z)	(Z)	(Z)	-	-	12	1	-	-	2	3	-	N-ICC	
165	44	5	4	95	21	9	3	192	30	-	-	8	2	-	P.T.	
-	-	(Z)	(Z)	-	-	-	-	-	-	-	-	-	-	-	AIR	
-	-	-	-	-	-	-	-	136	3	-	-	-	-	-	WATER	
-	-	-	-	-	-	-	-	39	5	-	-	-	-	-	PIPE	
(Z)	(Z)	-	-	-	-	-	-	-	-	-	-	-	-	-	P.O.	
11	8	-	-	4	2	-	-	25	9	-	-	-	-	-	51	OT-UK
60	21	9	4	62	18	11	7	11	14	(Z)	1	2	4	7	28156	
11	5	-	-	5	1	-	-	-	-	-	-	1	2	-	RAIL	
43	13	2	1	39	14	8	6	(Z)	(Z)	(Z)	1	1	2	3	M.C.	
41	13	2	1	39	14	8	6	(Z)	(Z)	(Z)	1	1	2	3	ICC	
2	(Z)	-	-	(Z)	(Z)	-	-	-	-	-	-	-	-	-	N-ICC	
6	2	8	2	18	3	3	1	-	-	-	-	-	-	-	P.T.	
(Z)	(Z)	-	-	-	-	-	-	-	-	-	-	-	-	-	AIR	
-	-	-	-	-	-	-	-	11	13	-	-	-	-	-	WATER	
(Z)	(Z)	(Z)	(Z)	(Z)	(Z)	(Z)	(Z)	(Z)	(Z)	(Z)	(Z)	(Z)	(Z)	-	P.O.	
-	-	-	-	-	-	-	-	-	-	-	-	-	-	-	4	OT-UK
52	21	22	9	38	20	26	11	9	8	1	1	18	30	2	28158	

TABLE 2. SHIPMENTS BY MANUFACTURING ESTABLISHMENTS--COMMODITIES AND MEANS OF TRANSPORT BY DESTINATION: 1977--CON.

TCC CODE	COMMODITY AND MEANS OF TRANSPORT	ALL SHIPMENTS						TONS (THOUSANDS) AND TON-MILES (MILLIONS) BY DIVISION OF DESTINATION				
		VALUE (MILLION DOLLARS) (A)	TONS (THOUSANDS) (B)	TON-MILES (MILLIONS) (C)	STANDARD ERROR (PERCENT) FOR COLUMNS--			NEW ENGLAND		MIDDLE ATLANTIC		
					(A)	(B)	(C)	TONS	TON-MILES	TONS	TON-MILES	
28158	ORGANIC PIGMENTS (LAKES AND TONERS)											
	RAIL	86	28	24	59	59	63	-	-	-	-	-
	MOTOR CARRIER	437	189	105	20	62	60	16	11	41	21	21
	MOTOR CARRIER, ICC	437	189	105	20	62	60	16	11	41	21	21
	PRIVATE TRUCK	83	17	4	16	17	28	-	-	11	2	-
	AIR	1	(Z)	(Z)	92	84	86	-	-	(Z)	(Z)	(Z)
	PARCEL DELIVERY	1	(Z)	(Z)	55	59	63	(Z)	(Z)	(Z)	(Z)	(Z)
	OTHER AND UNKNOWN	15	2	-	82	82	-	-	-	-	-	-
2816	INORGANIC PIGMENTS	1 395	2 636	829	15	16	14	37	20	588	64	64
	RAIL	282	659	304	17	35	21	-	-	23	4	4
	MOTOR CARRIER	823	899	372	22	17	16	34	18	140	47	47
	MOTOR CARRIER, ICC	811	887	370	22	18	16	34	18	140	47	47
	MOTOR CARRIER, NON-ICC	13	12	2	34	32	67	-	-	-	-	-
	PRIVATE TRUCK	258	1 063	143	27	24	31	3	2	424	33	33
	AIR	1	(Z)	(Z)	69	74	78	-	-	(Z)	(Z)	(Z)
	WATER	4	5	9	46	47	49	-	-	1	(Z)	(Z)
	PARCEL DELIVERY	6	1	1	77	81	91	(Z)	(Z)	(Z)	(Z)	(Z)
	OTHER AND UNKNOWN	21	11	(Z)	55	55	70	-	-	(Z)	(Z)	(Z)
28161	TITANIUM PIGMENTS	723	1 039	508	15	33	19	14	7	128	41	41
	RAIL	249	521	262	20	54	26	-	-	10	3	3
	MOTOR CARRIER	402	442	210	14	14	14	12	5	89	32	32
	MOTOR CARRIER, ICC	395	434	209	14	14	14	12	5	89	32	32
	MOTOR CARRIER, NON-ICC	7	8	1	37	38	89	-	-	-	-	-
	PRIVATE TRUCK	67	71	28	26	24	20	3	2	28	6	6
	AIR	(Z)	(Z)	(Z)	100	100	100	-	-	-	-	-
	WATER	4	4	8	62	63	55	-	-	1	(Z)	(Z)
	PARCEL DELIVERY	(Z)	(Z)	(Z)	77	52	48	(Z)	(Z)	-	-	-
	OTHER AND UNKNOWN	1	1	-	-	-	-	-	-	-	-	-
28162	LEAD PIGMENTS	68	957	109	24	23	30	-	-	400	26	26
	RAIL	3	102	17	37	38	42	-	-	12	1	1
	MOTOR CARRIER	21	6	2	83	63	47	-	-	(Z)	(Z)	(Z)
	MOTOR CARRIER, ICC	21	6	2	83	63	47	-	-	(Z)	(Z)	(Z)
	PRIVATE TRUCK	40	846	90	30	27	38	-	-	387	25	25
	OTHER AND UNKNOWN	3	3	-	88	88	-	-	-	-	-	-
28163	ZINC PIGMENTS	152	197	51	44	45	35	11	5	4	2	2
	RAIL	17	22	11	65	65	61	-	-	-	-	-
	MOTOR CARRIER	66	85	28	28	28	28	11	5	4	2	2
	MOTOR CARRIER, ICC	66	85	28	28	28	28	11	5	4	2	2
	MOTOR CARRIER, NON-ICC	(Z)	(Z)	(Z)	100	100	100	-	-	-	-	-
	PRIVATE TRUCK	68	90	12	83	83	55	-	-	(Z)	(Z)	(Z)
28169	INORGANIC PIGMENTS, NEC.	453	443	161	34	31	29	12	8	56	15	15
	RAIL	13	15	13	80	77	77	-	-	-	-	-
	MOTOR CARRIER	334	366	132	43	35	35	11	8	47	13	13
	MOTOR CARRIER, ICC	328	362	131	43	35	35	11	8	47	13	13
	MOTOR CARRIER, NON-ICC	5	4	1	68	66	65	-	-	-	-	-
	PRIVATE TRUCK	82	55	14	46	44	26	(Z)	(Z)	9	2	2
	AIR	1	(Z)	(Z)	69	75	78	-	-	(Z)	(Z)	(Z)
	WATER	1	1	1	73	81	87	-	-	-	-	-
	PARCEL DELIVERY	6	1	1	77	82	91	(Z)	(Z)	(Z)	(Z)	(Z)
	OTHER AND UNKNOWN	16	6	(Z)	62	75	70	-	-	(Z)	(Z)	(Z)
2818	MISCELLANEOUS INDUSTRIAL ORGANIC CHEMICALS	13 245	32 324	17 379	8	9	11	616	359	2 305	1 550	1 550
	RAIL	5 009	15 102	11 172	9	12	13	147	189	826	833	833
	MOTOR CARRIER	4 334	7 302	2 338	12	12	15	232	92	814	251	251
	MOTOR CARRIER, ICC	4 217	7 115	2 284	12	12	15	227	91	737	249	249
	MOTOR CARRIER, NON-ICC	117	188	54	41	22	64	5	(Z)	77	2	2
	PRIVATE TRUCK	1 348	2 971	841	19	12	30	194	15	563	353	353
	AIR	13	1	1	47	58	40	(Z)	(Z)	(Z)	(Z)	(Z)
	WATER	1 433	5 279	2 995	25	24	29	43	63	95	108	108
	PIPELINE	437	1 252	8	20	21	41	-	-	-	-	-
	PARCEL DELIVERY	37	3	1	49	50	47	(Z)	(Z)	1	(Z)	(Z)
	OTHER AND UNKNOWN	635	414	24	50	42	22	(Z)	(Z)	5	4	4
28182	MISCELLANEOUS ACYCLIC ORGANIC CHEMICAL PRODUCTS	5 065	16 382	9 164	14	12	13	324	143	890	527	527
	RAIL	2 079	8 111	6 232	12	14	12	92	128	437	404	404
	MOTOR CARRIER	1 205	2 757	504	25	23	12	53	5	265	79	79
	MOTOR CARRIER, ICC	1 185	2 664	496	26	23	12	53	5	223	79	79
	MOTOR CARRIER, NON-ICC	19	93	8	49	47	42	-	-	42	1	1
	PRIVATE TRUCK	155	752	163	31	22	39	179	11	182	39	39
	AIR	4	1	(Z)	67	96	90	-	-	(Z)	(Z)	(Z)
	WATER	765	3 682	2 243	41	33	39	-	-	(Z)	1	1
	PIPELINE	241	668	-	-	-	-	-	-	-	-	-
	PARCEL DELIVERY	3	(Z)	(Z)	78	32	47	(Z)	(Z)	(Z)	(Z)	(Z)
	OTHER AND UNKNOWN	614	411	21	51	43	23	-	-	5	4	4
28183	MISCELLANEOUS CYCLIC ORGANIC CHEMICAL PRODUCTS	461	247	121	55	25	31	3	3	5	1	1
	RAIL	119	127	97	37	37	37	-	-	-	-	-
	MOTOR CARRIER	72	48	22	25	20	25	3	3	3	1	1
	MOTOR CARRIER, ICC	68	46	22	27	19	25	3	3	3	1	1
	MOTOR CARRIER, NON-ICC	4	2	(Z)	100	100	100	-	-	-	-	-
	PRIVATE TRUCK	18	10	1	51	53	71	-	-	1	(Z)	(Z)
	AIR	1	(Z)	(Z)	76	70	96	-	-	-	-	-
	WATER	249	62	(Z)	99	84	75	-	-	-	-	-
	PARCEL DELIVERY	1	(Z)	(Z)	62	59	80	-	-	(Z)	(Z)	(Z)
28184	ALCOHOLS	1 905	5 058	1 914	10	14	26	64	86	193	151	151
	RAIL	619	1 572	1 035	18	24	34	12	19	110	128	128
	MOTOR CARRIER	478	909	244	16	9	15	8	3	67	19	19
	MOTOR CARRIER, ICC	476	903	244	16	9	15	8	3	67	19	19
	MOTOR CARRIER, NON-ICC	2	6	(Z)	90	72	88	-	-	-	-	-
	PRIVATE TRUCK	400	1 033	43	8	4	34	2	(Z)	12	4	4
	AIR	(Z)	(Z)	(Z)	90	86	90	-	-	(Z)	(Z)	(Z)





TABLE 2. SHIPMENTS BY MANUFACTURING ESTABLISHMENTS--COMMODITIES AND MEANS OF TRANSPORT BY DESTINATION: 1977--CON.

TCC CODE	COMMODITY AND MEANS OF TRANSPORT	ALL SHIPMENTS						TONS (THOUSANDS) AND TON-MILES (MILLIONS) BY DIVISION OF DESTINATION					
		VALUE (MILLION DOLLARS) (A)	TONS (THOU- SANDS) (B)	TON- MILES (MIL- LIONS) (C)	STANDARD ERROR (PERCENT) FOR COLUMNS--			NEW ENGLAND		MIDDLE ATLANTIC			
					(A)	(B)	(C)	TONS	TON- MILES	TONS	TON- MILES		
28184	ALCOHOLS												
	WATER	219	997	584	51	55	67	43	63	3	(2)		
	PIPELINE	187	548	7	43	43	43	-	-	-	-		
	PARCEL DELIVERY	2	(2)	(2)	62	69	60	-	-	(2)	(2)		
	OTHER AND UNKNOWN	1	(2)	(2)	54	46	93	(2)	(2)	(2)	(2)		
28185	GLYCOLS AND GLYCERINES	941	1 808	1 137	12	12	20	3	5	414	449		
	RAIL	309	622	419	20	18	23	-	-	46	42		
	MOTOR CARRIER	266	459	154	19	17	18	3	5	21	9		
	MOTOR CARRIER, ICC	259	452	153	19	18	18	3	5	21	9		
	MOTOR CARRIER, NON-ICC	7	7	1	70	71	96	-	-	-	-		
	PRIVATE TRUCK	264	482	454	37	39	51	-	-	255	292		
	AIR	(2)	(2)	(2)	69	69	81	-	-	-	-		
	WATER	101	244	112	49	51	70	-	-	92	107		
28186	ORGANIC ACIDS AND SALTS	539	1 034	501	25	23	20	16	11	50	25		
	RAIL	81	233	149	26	17	19	6	4	15	11		
	MOTOR CARRIER	328	546	275	26	31	27	10	7	29	12		
	MOTOR CARRIER, ICC	327	543	275	26	31	27	10	7	29	12		
	MOTOR CARRIER, NON-ICC	1	2	(2)	100	100	100	-	-	-	-		
	PRIVATE TRUCK	97	147	60	49	42	45	(2)	(2)	5	1		
	AIR	(2)	(2)	(2)	100	100	100	-	-	-	-		
	WATER	32	104	17	73	94	56	-	-	-	-		
	PARCEL DELIVERY	1	(2)	(2)	100	100	99	-	-	(2)	(2)		
	OTHER AND UNKNOWN	(2)	(2)	(2)	100	100	100	-	-	-	-		
28189	INDUSTRIAL ORGANIC CHEMICALS, NEC.	4 333	7 799	4 541	15	16	20	206	111	753	397		
	RAIL	1 802	4 337	3 240	16	23	27	38	37	219	248		
	MOTOR CARRIER	1 984	2 584	1 139	20	22	25	155	70	427	131		
	MOTOR CARRIER, ICC	1 901	2 506	1 094	20	23	25	151	69	392	130		
	MOTOR CARRIER, NON-ICC	83	78	45	50	30	69	5	(2)	35	1		
	PRIVATE TRUCK	414	548	120	36	24	28	13	4	106	18		
	AIR	9	(2)	(2)	62	38	36	(2)	(2)	(2)	(2)		
	WATER	67	190	39	78	80	60	-	-	-	-		
	PIPELINE	9	36	(2)	49	51	46	-	-	-	-		
	PARCEL DELIVERY	29	1	1	74	63	62	(2)	(2)	(2)	(2)		
	OTHER AND UNKNOWN	20	3	3	95	65	72	-	-	-	-		
2819	MISCELLANEOUS INDUSTRIAL INORGANIC CHEMICALS	10 522	80 537	21 912	15	12	14	904	130	6 151	2 732		
	RAIL	3 644	28 536	12 992	14	13	13	40	45	2 188	1 568		
	MOTOR CARRIER	3 975	33 138	4 044	17	23	18	531	58	1 845	370		
	MOTOR CARRIER, ICC	3 669	29 636	3 777	16	24	19	392	47	1 702	367		
	MOTOR CARRIER, NON-ICC	306	3 501	267	49	52	39	139	10	143	4		
	PRIVATE TRUCK	1 899	10 940	1 554	30	32	28	333	27	1 734	153		
	AIR	62	1	(2)	61	41	42	(2)	(2)	(2)	(2)		
	WATER	16	5 450	3 243	38	35	36	-	-	383	640		
	PIPELINE	31	927	70	85	84	90	-	-	-	-		
	PARCEL DELIVERY	13	(2)	(2)	58	43	42	(2)	(2)	(2)	(2)		
	OTHER AND UNKNOWN	322	1 545	8	21	32	92	-	-	(2)	(2)		
28191	AMMONIA AND AMMONIUM COMPOUNDS, EXC. ANHYDROUS AMMONIA	913	9 242	2 555	19	24	27	14	5	314	138		
	RAIL	424	5 112	1 851	26	31	31	-	-	233	125		
	MOTOR CARRIER	275	2 390	379	28	35	22	(2)	(2)	51	9		
	MOTOR CARRIER, ICC	203	1 688	300	32	37	27	(2)	(2)	51	9		
	MOTOR CARRIER, NON-ICC	72	702	79	53	66	46	-	-	-	-		
	PRIVATE TRUCK	187	1 718	324	23	29	41	13	5	30	4		
	PARCEL DELIVERY	(2)	(2)	(2)	98	98	99	-	-	-	-		
	OTHER AND UNKNOWN	26	21	-	2	2	-	-	-	-	-		
28192	NITRIC ACID	133	1 045	276	37	39	57	-	-	192	6		
	RAIL	45	252	124	72	68	79	-	-	26	(2)		
	MOTOR CARRIER	86	772	149	32	46	77	-	-	155	5		
	MOTOR CARRIER, ICC	83	748	148	35	51	79	-	-	155	5		
	MOTOR CARRIER, NON-ICC	3	24	1	100	100	100	-	-	-	-		
	PRIVATE TRUCK	3	22	2	51	55	66	-	-	11	1		
28193	SULPHURIC ACID	913	23 453	3 759	31	30	26	5	1	2 947	229		
	RAIL	193	7 110	2 095	40	32	31	5	1	721	55		
	MOTOR CARRIER	498	10 739	1 108	47	50	49	(2)	(2)	912	117		
	MOTOR CARRIER, ICC	452	10 060	1 058	51	51	52	(2)	(2)	790	117		
	MOTOR CARRIER, NON-ICC	46	679	50	67	45	72	-	-	122	1		
	PRIVATE TRUCK	150	3 099	394	43	38	45	-	-	1 314	57		
	WATER	12	479	92	44	41	43	-	-	-	-		
	PIPELINE	31	927	70	85	84	90	-	-	-	-		
	OTHER AND UNKNOWN	30	1 099	-	33	33	-	-	-	-	-		
28194	INDUSTRIAL INORGANIC ACIDS, EXC. NITRIC AND SULPHURIC	982	12 747	2 386	20	39	29	34	9	181	116		
	RAIL	315	2 263	1 391	21	36	22	-	-	87	95		
	MOTOR CARRIER	313	8 520	629	42	55	71	34	9	84	17		
	MOTOR CARRIER, ICC	308	8 490	628	43	55	71	34	9	67	16		
	MOTOR CARRIER, NON-ICC	5	30	1	34	29	48	-	-	17	1		
	PRIVATE TRUCK	97	1 548	365	39	50	81	(2)	(2)	11	4		
	PARCEL DELIVERY	(2)	(2)	(2)	75	90	100	-	-	-	-		
	OTHER AND UNKNOWN	256	417	(2)	22	24	100	-	-	-	-		
28195	COBALT, COPPER, IRON, NICKEL, AND ZINC COMPOUNDS	687	955	375	50	48	36	6	3	112	76		
	RAIL	105	185	170	46	27	41	-	-	49	55		
	MOTOR CARRIER	406	416	174	59	45	55	6	3	55	19		
	MOTOR CARRIER, ICC	401	361	172	60	49	57	6	3	55	19		
	MOTOR CARRIER, NON-ICC	5	54	2	89	99	100	-	-	-	-		
	PRIVATE TRUCK	165	347	23	53	73	60	-	-	7	1		
	AIR	2	(2)	(2)	100	99	100	-	-	-	-		
	PARCEL DELIVERY	(2)	(2)	(2)	71	80	84	-	-	-	-		
	OTHER AND UNKNOWN	8	7	8	94	71	98	-	-	(2)	(2)		
28196	ALUMINUM COMPOUNDS	2 082	18 132	6 930	29	30	31	25	33	1 301	1 807		
	RAIL	1 137	7 380	3 757	30	36	33	25	32	766	1 152		

TONS (THOUSANDS) AND TON-MILES (MILLIONS) BY DIVISION OF DESTINATION--CON.

EAST NORTH CENTRAL		WEST NORTH CENTRAL		SOUTH ATLANTIC		EAST SOUTH CENTRAL		WEST SOUTH CENTRAL		MOUNTAIN		PACIFIC		OESTI-NATION UNKNOWN	TCC CODE AND MOT
TONS	TON-MILES	TONS	TON-MILES	TONS	TON-MILES	TONS	TON-MILES	TONS	TON-MILES	TONS	TON-MILES	TONS	TON-MILES	TONS	
529	432	-	-	-	-	-	-	422	88	-	-	-	-	-	28184
(Z)	(Z)	-	-	(Z)	(Z)	-	-	(Z)	(Z)	(Z)	(Z)	(Z)	(Z)	-	WATER
292	200	42	28	417	200	48	26	423	52	7	4	163	174	-	28185
182	162	29	20	283	141	17	13	45	9	1	(Z)	19	32	-	RAIL
98	31	8	5	121	53	31	13	100	16	6	4	71	19	-	M.C.
98	31	8	5	121	53	31	13	93	15	6	4	71	19	-	ICC
-	-	-	-	-	-	-	-	7	1	-	-	-	-	-	N-ICC
11	8	5	3	13	6	-	-	126	22	-	-	72	123	-	P.T.
-	-	-	-	-	-	-	-	(Z)	(Z)	-	-	(Z)	(Z)	-	AIR
-	-	-	-	-	-	-	-	152	4	-	-	-	-	-	WATER
398	211	48	37	89	51	112	56	274	45	8	9	34	55	(Z)	28186
26	22	33	25	22	16	90	49	35	8	1	1	6	11	-	RAIL
281	151	15	12	37	19	11	3	133	26	7	8	22	37	-	M.C.
281	151	15	12	37	19	11	3	133	26	7	8	19	37	-	ICC
-	-	-	-	-	-	-	-	-	-	-	-	2	(Z)	-	N-ICC
92	38	-	-	30	16	11	3	4	(Z)	-	-	4	2	(Z)	P.T.
-	-	-	-	(Z)	(Z)	-	-	-	-	-	-	-	-	-	AIR
-	-	-	-	-	-	-	-	102	11	-	-	2	6	-	WATER
-	-	(Z)	(Z)	-	-	(Z)	(Z)	-	-	-	-	(Z)	(Z)	-	P.O.
-	-	-	-	-	-	-	-	-	-	-	-	-	-	-	OT-UK
1 502	821	328	215	1 963	1 134	911	537	1 409	433	57	58	671	836	-	28189
746	507	171	125	1 382	948	779	483	684	189	23	23	395	681	-	RAIL
659	261	120	75	521	159	114	49	402	211	28	32	158	150	-	M.C.
651	258	119	74	512	153	108	43	393	198	28	32	152	136	-	ICC
7	4	1	1	9	6	6	6	9	12	-	-	6	14	-	N-ICC
60	19	23	15	54	24	9	5	159	28	-	3	117	4	-	P.T.
(Z)	(Z)	(Z)	(Z)	(Z)	(Z)	(Z)	(Z)	-	-	(Z)	(Z)	(Z)	(Z)	-	AIR
36	33	-	-	-	-	-	-	153	5	-	-	(Z)	-	-	WATER
-	-	13	(Z)	3	(Z)	9	(Z)	11	(Z)	-	-	-	-	-	PIPE
(Z)	(Z)	(Z)	(Z)	(Z)	(Z)	(Z)	(Z)	(Z)	(Z)	(Z)	(Z)	(Z)	(Z)	-	P.O.
(Z)	(Z)	-	-	3	3	-	-	-	-	-	-	-	-	-	OT-UK
7 727	2 672	3 564	1 725	14 092	3 187	12 541	3 901	15 717	3 305	8 671	1 310	9 641	2 950	1 529	2819
2 272	1 323	2 159	1 372	6 053	2 423	5 345	2 395	6 829	1 918	1 560	696	2 090	1 252	-	RAIL
2 434	540	642	201	5 880	439	4 181	692	5 548	709	5 719	420	6 357	614	1	M.C.
2 073	469	597	200	5 577	420	4 168	683	5 548	709	3 968	367	5 610	515	1	ICC
361	70	44	(Z)	303	19	14	9	(Z)	(Z)	1 751	54	746	100	-	N-ICC
1 663	214	179	58	1 435	191	1 781	119	1 784	562	1 392	193	638	37	(Z)	P.T.
(Z)	(Z)	(Z)	(Z)	(Z)	(Z)	(Z)	(Z)	(Z)	(Z)	(Z)	(Z)	(Z)	(Z)	-	AIR
1 347	596	237	94	572	105	805	655	1 548	107	-	-	557	1 047	-	WATER
-	-	348	1	151	28	427	41	-	-	-	-	-	-	-	PIPE
(Z)	(Z)	(Z)	(Z)	(Z)	(Z)	(Z)	(Z)	(Z)	(Z)	(Z)	(Z)	(Z)	(Z)	(Z)	P.O.
10	(Z)	-	-	-	-	-	-	7	8	-	-	-	-	-	OT-UK
708	224	921	359	2 132	355	976	315	2 410	623	557	319	1 188	217	21	28191
326	137	712	294	682	194	833	297	1 848	495	426	261	51	50	-	RAIL
151	28	125	52	764	67	55	7	89	19	102	37	1 053	159	-	M.C.
151	28	125	52	600	58	49	7	89	19	72	25	551	100	-	ICC
-	-	-	-	164	9	7	(Z)	-	-	30	12	502	59	-	N-ICC
230	59	84	14	687	93	88	11	473	109	28	22	84	8	-	P.T.
(Z)	(Z)	(Z)	(Z)	-	-	(Z)	(Z)	-	-	-	-	-	-	-	P.O.
-	-	-	-	-	-	-	-	-	-	-	-	-	-	-	OT-UK
217	113	14	2	185	49	109	17	250	85	-	-	78	3	-	28192
180	101	-	-	45	23	-	-	-	-	-	-	-	-	-	RAIL
37	12	14	2	130	24	109	17	250	85	-	-	77	3	-	M.C.
37	12	14	2	106	23	109	17	250	85	-	-	77	3	-	ICC
-	-	-	-	24	1	-	-	-	-	-	-	-	-	-	N-ICC
-	-	(Z)	(Z)	9	2	-	-	-	-	-	-	1	(Z)	-	P.T.
1 787	484	828	92	2 698	666	3 210	621	5 913	1 113	1 905	293	3 060	260	1 099	28193
396	294	215	58	1 546	498	1 679	413	1 727	580	573	98	248	98	-	RAIL
480	63	250	21	581	75	824	115	3 768	382	1 169	179	2 755	156	-	M.C.
446	56	206	20	562	73	824	115	3 768	382	831	174	2 633	121	-	ICC
34	6	44	(Z)	19	2	-	-	-	-	338	5	122	35	-	N-ICC
798	102	15	11	124	13	236	41	391	149	163	16	58	6	-	P.T.
113	26	-	-	295	53	43	11	28	3	-	-	-	-	-	WATER
-	-	348	1	151	28	427	41	-	-	-	-	-	-	-	PIPE
-	-	-	-	-	-	-	-	-	-	-	-	-	-	-	OT-UK
600	319	353	363	4 833	404	2 760	460	1 009	354	382	211	2 188	151	407	28194
420	298	270	328	997	354	1 37	100	101	74	234	134	16	9	-	RAIL
128	19	43	17	3 482	48	2 610	359	214	25	10	2	1 914	134	-	M.C.
121	18	43	17	3 482	48	2 610	359	214	25	10	2	1 908	134	-	ICC
7	(Z)	-	-	-	-	-	-	-	-	-	-	6	(Z)	-	N-ICC
41	2	40	18	354	3	13	1	693	254	138	75	258	9	-	P.T.
(Z)	(Z)	-	-	-	-	-	-	-	-	-	-	-	-	(Z)	P.O.
10	(Z)	-	-	-	-	-	-	-	-	-	-	-	-	-	OT-UK
270	41	37	23	91	43	42	14	68	39	10	4	319	134	-	28195
4	2	33	20	29	17	10	4	39	25	-	-	22	47	-	RAIL
166	37	4	3	42	19	32	9	13	4	10	4	89	77	-	M.C.
165	37	4	3	42	19	32	9	13	4	10	4	35	74	-	ICC
1	(Z)	-	-	-	-	-	-	-	-	-	-	54	2	-	N-ICC
101	2	(Z)	(Z)	21	7	1	(Z)	10	2	-	-	208	10	-	P.T.
(Z)	(Z)	-	-	-	-	-	-	(Z)	(Z)	-	-	-	-	-	AIR
(Z)	-	-	-	(Z)	(Z)	-	-	-	-	-	-	-	-	-	P.O.
-	-	-	-	-	-	-	-	7	8	-	-	-	-	-	OT-UK
1 322	681	275	141	896	467	3 903	1 711	2 775	325	5 528	332	2 105	1 434	1	28196
270	186	93	58	736	435	1 823	1 020	2 048	310	262	148	1 355	415	-	RAIL



TABLE 2. SHIPMENTS BY MANUFACTURING ESTABLISHMENTS--COMMODITIES AND MEANS OF TRANSPORT BY DESTINATION: 1977--CON.

TCC CODE	COMMODITY AND MEANS OF TRANSPORT	ALL SHIPMENTS						TDNS (THUSANDS) AND TDN-MILES (MILLIONS) BY DIVISION OF DESTINATION					
		VALUE (MILLION DOLLARS) (A)	TONS (THOUSANDS) (B)	TON-MILES (MILLIONS) (C)	STANDARD ERROR (PERCENT) FOR COLUMNS--			NEW ENGLAND		MIDDLE ATLANTIC			
					(A)	(B)	(C)	TONS	TDN-MILES	TONS	TDN-MILES		
28196	ALUMINUM COMPOUNDS												
	MOTOR CARRIER	292	4 672	212	37	64	22	(Z)	(Z)	26	9		
	MOTOR CARRIER, ICC	229	3 287	176	37	56	19	(Z)	(Z)	26	9		
	MOTOR CARRIER, NON-ICC	63	1 385	37	95	100	100	-	-	-	-		
	PRIVATE TRUCK	216	2 788	119	57	75	66	-	-	125	6		
	AIR	(Z)	(Z)	(Z)	62	68	60	-	-	(Z)	(Z)		
	WATER	436	3 291	2 842	47	47	41	-	-	383	640		
	OTHER AND UNKNOWN	1	1	-	-	-	-	-	-	-	-		
28198	ANHYDRUS AMMONIA	846	7 859	2 471	30	31	30	-	-	95	25		
	RAIL	364	3 460	1 750	32	29	37	-	-	83	23		
	MOTOR CARRIER	262	2 297	402	47	46	60	-	-	12	3		
	MOTOR CARRIER, ICC	240	2 140	391	39	40	59	-	-	12	3		
	MOTOR CARRIER, NDN-ICC	23	157	10	83	80	79	-	-	-	-		
	PRIVATE TRUCK	61	502	70	48	47	65	-	-	-	-		
	WATER	158	1 600	250	63	66	59	-	-	-	-		
28199	INDUSTRIAL INORGANIC CHEMICALS, NEC.	3 273	7 002	3 095	26	34	26	820	80	982	316		
	RAIL	1 060	2 775	1 853	13	26	24	10	12	222	63		
	MOTOR CARRIER	1 406	3 230	927	27	50	38	491	46	524	172		
	MOTOR CARRIER, ICC	1 352	2 761	841	24	40	37	352	35	520	170		
	MOTOR CARRIER, NDN-ICC	54	470	86	93	95	73	139	10	4	2		
	PRIVATE TRUCK	767	915	257	57	28	31	319	23	236	81		
	AIR	11	(Z)	(Z)	61	52	59	(Z)	(Z)	(Z)	(Z)		
	WATER	15	81	59	77	25	75	-	-	-	-		
	PARCEL DELIVERY	13	(Z)	(Z)	59	49	52	(Z)	(Z)	(Z)	(Z)		
	OTHER AND UNKNOWN	(Z)	(Z)	(Z)	69	100	100	-	-	(Z)	(Z)		
2821	PLASTICS MATERIALS *	22 883	29 733	15 905	6	7	8	1 303	968	5 070	3 192		
	RAIL	7 328	12 947	9 941	12	11	13	534	573	2 067	2 032		
	MOTOR CARRIER	10 435	11 526	4 700	8	12	8	467	266	2 195	851		
	MOTOR CARRIER, ICC	9 913	10 946	4 591	8	12	8	461	257	2 159	832		
	MOTOR CARRIER, NON-ICC	523	580	109	21	26	26	6	9	36	19		
	PRIVATE TRUCK	4 174	4 088	1 189	10	17	17	294	118	773	284		
	AIR	26	4	2	33	29	32	1	(Z)	1	(Z)		
	WATER	137	277	37	27	29	33	6	10	22	21		
	PIPELINE	114	447	2	55	52	52	-	-	-	-		
	PARCEL DELIVERY	28	4	3	36	40	53	(Z)	(Z)	1	(Z)		
	OTHER AND UNKNOWN	641	441	31	14	8	17	-	-	11	4		
28211	PLASTICS MATERIALS	13 324	20 396	11 598	9	10	11	993	704	4 293	2 716		
	RAIL	4 879	8 979	7 396	17	15	16	460	485	1 795	1 801		
	MOTOR CARRIER	6 311	8 479	3 475	13	16	9	286	125	1 884	684		
	MOTOR CARRIER, ICC	5 984	8 060	3 404	12	16	9	285	125	1 857	671		
	MOTOR CARRIER, NON-ICC	327	419	71	36	36	30	(Z)	(Z)	27	13		
	PRIVATE TRUCK	1 386	2 061	676	28	31	28	240	85	582	207		
	AIR	11	3	1	43	36	32	(Z)	(Z)	1	(Z)		
	WATER	134	275	35	28	29	35	6	10	20	19		
	PIPELINE	71	245	1	83	83	83	-	-	-	-		
	PARCEL DELIVERY	21	4	2	49	47	64	(Z)	(Z)	1	(Z)		
	OTHER AND UNKNOWN	510	350	11	19	11	49	-	-	11	4		
28212	SYNTHETIC RUBBERS.	3 456	5 490	3 100	13	10	8	163	166	484	339		
	RAIL	1 806	3 505	2 269	8	8	7	57	76	248	215		
	MOTOR CARRIER	1 269	1 302	676	23	22	22	93	82	211	113		
	MOTOR CARRIER, ICC	1 207	1 237	650	23	23	23	88	74	202	107		
	MOTOR CARRIER, NON-ICC	63	65	25	30	22	55	6	9	9	5		
	PRIVATE TRUCK	330	479	152	31	21	25	12	8	24	9		
	AIR	1	(Z)	(Z)	74	41	59	(Z)	(Z)	(Z)	(Z)		
	WATER	1	1	1	100	100	100	-	-	1	1		
	PIPELINE	43	202	1	68	68	66	-	-	-	-		
	PARCEL DELIVERY	4	(Z)	(Z)	81	46	76	(Z)	(Z)	(Z)	(Z)		
	OTHER AND UNKNOWN	1	1	(Z)	85	86	100	-	-	-	-		
28213	SYNTHETIC FIBERS	6 103	3 847	1 207	4	5	5	147	98	292	137		
	RAIL	642	463	275	14	14	13	17	13	24	16		
	MOTOR CARRIER	2 855	1 745	549	5	5	6	88	59	101	53		
	MOTOR CARRIER, ICC	2 722	1 649	537	5	5	6	88	59	101	53		
	MOTOR CARRIER, NON-ICC	133	95	12	15	18	24	-	-	-	-		
	PRIVATE TRUCK	2 458	1 548	362	4	7	5	42	26	167	68		
	AIR	13	(Z)	(Z)	71	66	48	(Z)	(Z)	(Z)	(Z)		
	WATER	2	(Z)	(Z)	100	100	100	-	-	-	-		
	PARCEL DELIVERY	2	(Z)	(Z)	57	84	64	(Z)	(Z)	(Z)	(Z)		
	OTHER AND UNKNOWN	130	91	20	14	15	15	-	-	-	-		
2831	DRUGS (BIOLOGICAL AND BOTANICAL PRODUCTS) *	13 408	3 566	2 081	12	22	18	233	108	731	313		
	RAIL	600	665	739	23	17	23	24	17	138	106		
	MOTOR CARRIER	9 532	2 206	1 109	15	21	23	201	85	450	149		
	MOTOR CARRIER, ICC	9 283	2 088	1 096	15	21	23	201	85	424	145		
	MOTOR CARRIER, NON-ICC	249	118	13	24	23	53	-	-	26	4		
	PRIVATE TRUCK	1 299	622	185	28	44	38	4	3	130	51		
	AIR	655	12	12	22	25	33	1	1	2	1		
	WATER	59	6	5	76	43	46	-	-	1	(Z)		
	PARCEL DELIVERY	1 105	45	29	22	23	28	3	2	10	6		
	OTHER AND UNKNOWN	157	10	2	17	21	46	(Z)	(Z)	(Z)	(Z)		
28311	DRUGS FOR HUMAN USE	12 689	3 192	1 897	13	24	20	233	108	669	258		
	RAIL	544	580	673	26	19	26	24	17	103	74		
	MOTOR CARRIER	9 175	2 120	1 063	15	22	24	201	85	443	147		
	MOTOR CARRIER, ICC	8 926	2 001	1 050	15	22	24	201	85	418	142		
	MOTOR CARRIER, NON-ICC	249	118	13	24	23	53	-	-	26	4		
	PRIVATE TRUCK	1 082	426	116	31	59	49	4	3	110	31		
	AIR	654	12	12	22	25	34	1	1	2	1		
	WATER	59	6	5	76	43	46	-	-	1	(Z)		
	PARCEL DELIVERY	1 035	42	26	23	24	31	3	2	10	6		
	OTHER AND UNKNOWN	140	6	2	21	15	53	(Z)	(Z)	(Z)	(Z)		
28312	DRUGS FOR VETERINARY USE	719	374	183	19	47	52	(Z)	(Z)	63	55		



TONS (THOUSANDS) AND TON-MILES (MILLIONS) BY DIVISION OF DESTINATION--CON.

EAST NORTH CENTRAL		WEST NORTH CENTRAL		SOUTH ATLANTIC		EAST SOUTH CENTRAL		WEST SOUTH CENTRAL		MOUNTAIN		PACIFIC		DESTINATION UNKNOWN	TCC CODE AND HOT
TONS	TON-MILES	TONS	TON-MILES	TONS	TON-MILES	TONS	TON-MILES	TONS	TON-MILES	TONS	TON-MILES	TONS	TON-MILES	TONS	
34	19	3	2	97	27	25	8	42	9	4 232	122	213	16	-	28196
34	19	3	2	97	27	22	8	42	9	2 849	86	213	16	-	M.C.
-	-	-	-	-	-	2	(Z)	(Z)	(Z)	1 383	37	(Z)	(Z)	-	ICC
256	2	2	1	62	5	1 293	38	15	2	1 033	62	1	1	-	N-ICC
-	-	-	-	(Z)	(Z)	-	-	(Z)	(Z)	(Z)	(Z)	(Z)	(Z)	-	P.T.
761	473	177	80	-	-	763	644	670	4	-	-	536	1 002	-	AIR
-	-	-	-	-	-	-	-	-	-	-	-	-	-	1	OT-UK
1 010	205	293	104	2 561	930	875	519	2 512	331	228	101	286	257	-	28198
237	63	227	87	1 764	776	469	420	497	108	31	26	153	247	-	RAIL
190	28	47	14	415	80	305	88	1 019	107	187	72	124	9	-	M.C.
190	28	47	14	319	73	305	88	1 019	107	187	72	63	6	-	ICC
-	-	-	-	96	7	-	-	-	-	-	-	61	3	-	N-ICC
111	18	20	3	105	22	102	10	147	14	9	3	9	(Z)	-	P.T.
472	96	-	-	277	53	-	-	850	101	-	-	-	-	-	WATER
1 783	593	840	640	685	268	643	241	780	436	62	50	406	472	1	28199
439	242	608	527	253	127	393	139	571	328	34	30	245	386	-	RAIL
1 220	323	154	89	358	95	200	84	153	76	9	5	120	38	1	M.C.
900	259	154	89	358	95	196	75	153	76	9	5	118	38	1	ICC
319	64	-	-	-	-	5	9	(Z)	(Z)	-	-	2	(Z)	-	N-ICC
124	28	18	10	74	47	49	18	56	32	19	16	20	3	(Z)	P.T.
(Z)	(Z)	-	-	(Z)	(Z)	(Z)	(Z)	(Z)	(Z)	(Z)	(Z)	(Z)	(Z)	-	AIR
-	-	60	14	-	-	-	-	-	-	-	-	21	45	-	WATER
(Z)	(Z)	-	-	(Z)	(Z)	(Z)	(Z)	(Z)	(Z)	(Z)	(Z)	(Z)	(Z)	-	P.D.
-	-	-	-	-	-	-	-	-	-	-	-	-	-	-	OT-UK
5 475	3 175	1 205	758	6 818	2 812	2 673	1 395	4 265	818	186	195	2 339	2 593	399	2821
2 449	2 011	662	479	2 569	1 732	1 535	951	1 895	468	119	131	1 116	1 565	-	RAIL
2 376	944	467	251	2 539	728	927	365	1 396	275	50	48	1 106	971	2	M.C.
2 204	919	446	245	2 412	705	885	362	1 231	271	50	48	1 096	952	2	ICC
172	25	20	7	127	24	43	3	165	4	-	-	11	20	-	N-ICC
645	217	75	27	1 613	331	211	78	274	63	15	16	92	55	96	P.T.
1	(Z)	2	1	(Z)	(Z)	(Z)	(Z)	(Z)	(Z)	(Z)	(Z)	(Z)	(Z)	(Z)	AIR
-	-	-	-	10	2	-	-	239	4	-	-	(Z)	(Z)	(Z)	WATER
(Z)	(Z)	(Z)	(Z)	-	-	-	-	447	2	-	-	-	-	-	PIPE
4	2	-	-	86	18	(Z)	(Z)	1	1	(Z)	(Z)	(Z)	(Z)	-	P.D.
-	-	-	-	-	-	(Z)	(Z)	14	5	1	(Z)	25	1	300	OT-UK
4 337	2 308	998	616	3 463	1 844	1 290	577	2 746	608	138	153	1 744	2 072	393	28211
1 772	1 350	502	369	1 905	1 339	592	329	1 112	345	82	99	759	1 279	-	RAIL
2 083	808	428	224	1 198	394	575	198	1 052	220	44	39	931	782	-	M.C.
1 918	786	413	223	1 166	382	533	196	923	217	44	39	922	764	-	ICC
165	22	15	1	32	11	42	3	129	3	-	-	9	18	-	N-ICC
482	149	66	22	349	109	123	50	83	31	12	14	29	9	95	P.T.
(Z)	(Z)	2	1	(Z)	(Z)	(Z)	(Z)	(Z)	(Z)	(Z)	(Z)	(Z)	(Z)	(Z)	AIR
-	-	-	-	10	2	-	-	239	4	-	-	(Z)	(Z)	(Z)	WATER
(Z)	(Z)	(Z)	(Z)	-	-	-	-	245	1	-	-	-	-	-	PIPE
(Z)	(Z)	(Z)	(Z)	1	(Z)	(Z)	(Z)	1	1	(Z)	(Z)	(Z)	(Z)	-	P.D.
(Z)	(Z)	-	-	(Z)	(Z)	(Z)	(Z)	14	5	1	(Z)	25	1	298	OT-UK
1 083	832	198	133	536	348	995	690	1 454	168	46	40	531	385	1	28212
659	646	157	107	407	282	857	576	753	107	38	31	330	229	-	RAIL
268	121	33	22	100	55	118	106	326	39	5	7	147	130	-	M.C.
260	117	27	16	100	55	118	106	291	39	5	7	146	128	-	ICC
8	3	5	6	(Z)	(Z)	(Z)	(Z)	35	(Z)	-	-	2	2	-	N-ICC
156	65	9	4	29	11	20	7	173	20	3	2	53	25	-	P.T.
(Z)	(Z)	(Z)	(Z)	(Z)	(Z)	(Z)	(Z)	-	-	-	-	(Z)	(Z)	(Z)	AIR
-	-	-	-	-	-	-	-	-	-	-	-	-	-	-	WATER
(Z)	(Z)	(Z)	(Z)	-	-	-	-	202	1	-	-	-	-	-	PIPE
(Z)	(Z)	(Z)	(Z)	-	-	(Z)	(Z)	(Z)	(Z)	-	-	(Z)	(Z)	-	P.D.
(Z)	(Z)	-	-	-	-	-	-	-	-	-	-	-	-	1	OT-UK
55	35	10	9	2 819	620	389	128	65	42	1	2	64	135	5	28213
19	14	3	3	257	111	86	46	30	16	-	-	27	56	-	RAIL
26	15	6	5	1 242	279	234	60	17	15	1	2	28	59	2	M.C.
26	15	6	5	1 147	267	234	60	17	15	1	2	28	59	2	ICC
-	-	-	-	95	12	-	-	-	-	-	-	-	-	-	N-ICC
6	3	1	1	1 235	211	69	22	17	11	-	-	9	20	2	P.T.
(Z)	(Z)	-	-	(Z)	(Z)	-	-	(Z)	(Z)	(Z)	(Z)	(Z)	(Z)	(Z)	AIR
-	-	-	-	(Z)	(Z)	-	-	-	-	-	-	-	-	(Z)	WATER
(Z)	(Z)	-	-	(Z)	(Z)	-	-	(Z)	(Z)	-	-	-	-	-	P.D.
4	2	-	-	86	18	-	-	-	-	-	-	-	-	2	OT-UK
1 006	416	291	192	379	168	97	33	324	256	75	85	403	510	26	2831
117	158	70	49	74	36	21	7	49	48	26	37	145	281	-	RAIL
634	190	178	126	214	105	68	23	195	174	48	46	197	210	20	M.C.
573	189	178	126	214	105	68	23	195	174	48	46	165	202	20	ICC
61	1	-	-	(Z)	(Z)	-	-	-	-	-	-	32	8	-	N-ICC
244	62	36	14	77	21	4	(Z)	75	32	(Z)	(Z)	52	2	-	P.T.
2	2	1	1	1	1	1	1	1	2	(Z)	(Z)	2	6	-	AIR
8	4	3	2	3	(Z)	-	-	-	-	-	-	2	5	-	WATER
(Z)	(Z)	2	(Z)	(Z)	(Z)	(Z)	(Z)	(Z)	(Z)	(Z)	(Z)	1	1	6	P.D.
-	-	-	-	-	-	-	-	-	-	-	-	-	-	-	OT-UK
936	388	214	153	329	158	94	32	234	213	74	84	384	504	24	28311
117	158	21	16	74	36	21	7	49	48	26	37	145	281	-	RAIL
601	178	166	122	202	97	66	22	179	162	47	46	194	205	20	M.C.
541	177	166	122	202	97	66	22	179	162	47	46	162	197	20	ICC
61	1	-	-	(Z)	(Z)	-	-	-	-	-	-	32	8	-	N-ICC
207	47	24	14	40	19	4	(Z)	2	1	-	-	36	2	-	P.T.
2	2	1	1	1	1	1	1	1	2	(Z)	(Z)	2	6	-	AIR
-	-	-	-	3	(Z)	-	-	-	-	-	-	2	5	-	WATER
8	4	3	2	8	5	3	2	3	1	1	1	3	4	-	P.D.
(Z)	(Z)	(Z)	(Z)	(Z)	(Z)	(Z)	(Z)	(Z)	(Z)	(Z)	(Z)	1	1	5	OT-UK
70	28	76	39	50	10	3	1	90	43	1	1	19	6	1	28312

TABLE 2. SHIPMENTS BY MANUFACTURING ESTABLISHMENTS--COMMODITIES AND MEANS OF TRANSPORT BY DESTINATION: 1977--CON.

TCC CODE	COMMODITY AND MEANS OF TRANSPORT	ALL SHIPMENTS						TONS (THOUSANDS) AND TON-MILES (MILLIONS) BY DIVISION OF DESTINATION				
		VALUE (MILLION DOLLARS) (A)	TONS (THOU- SANDS) (B)	TON- MILES (MIL- LIONS) (C)	STANDARD ERROR (PERCENT) FOR COLUMNS--			NEW ENGLAND		MIDDLE ATLANTIC		
					(A)	(B)	(C)	TONS	TON- MILES	TONS	TON- MILES	
28312	DRUGS FOR VETERINARY USE											
	RAIL	56	84	66	69	72	70	-	-	35	32	
	MOTOR CARRIER	357	86	45	23	39	36	(Z)	(Z)	6	3	
	MOTOR CARRIER, ICC	357	86	45	23	39	36	(Z)	(Z)	6	3	
	PRIVATE TRUCK	217	196	70	38	52	69	-	-	21	20	
	AIR	2	(Z)	(Z)	36	41	47	(Z)	(Z)	-	-	
	PARCEL DELIVERY	70	4	2	28	39	29	(Z)	(Z)	(Z)	(Z)	
	OTHER AND UNKNOWN	17	4	(Z)	8	45	67	-	-	-	-	
284	SOAP AND OTHER DETERGENTS	16 874	15 315	5 487	11	17	11	645	200	3 455	663	
	RAIL	1 439	1 346	911	20	20	20	6	5	62	44	
	MOTOR CARRIER	12 398	11 100	3 831	10	19	9	495	156	2 678	501	
	MOTOR CARRIER, ICC	11 855	10 477	3 663	11	20	9	493	156	2 621	496	
	MOTOR CARRIER, NON-ICC	543	623	169	31	28	35	2	(Z)	58	6	
	PRIVATE TRUCK	1 808	2 395	581	32	34	33	140	36	692	112	
	AIR	206	28	39	12	8	10	1	2	1	(Z)	
	WATER	49	45	82	20	17	20	-	-	-	-	
	PARCEL DELIVERY	353	33	20	22	18	24	2	1	8	2	
	OTHER AND UNKNOWN	621	369	23	10	7	30	(Z)	(Z)	13	4	
2841	SOAP AND OTHER DETERGENTS	4 404	5 271	1 788	16	19	22	259	54	1 000	177	
	RAIL	503	621	391	34	46	47	5	4	36	23	
	MOTOR CARRIER	3 351	4 011	1 244	16	17	14	228	48	748	134	
	MOTOR CARRIER, ICC	3 128	3 748	1 130	17	18	15	228	48	740	134	
	MOTOR CARRIER, NON-ICC	222	262	114	23	20	24	-	-	8	(Z)	
	PRIVATE TRUCK	395	475	117	24	23	25	25	2	216	20	
	AIR	1	1	1	53	63	58	-	-	-	-	
	WATER	15	19	31	39	40	58	-	-	-	-	
	PARCEL DELIVERY	3	1	(Z)	57	59	62	1	(Z)	(Z)	(Z)	
	OTHER AND UNKNOWN	136	142	4	9	11	50	(Z)	(Z)	(Z)	(Z)	
28411	SYNTHETIC ORGANIC DETERGENTS	1 052	1 386	475	19	18	18	81	13	135	39	
	RAIL	110	144	65	41	40	42	-	-	-	-	
	MOTOR CARRIER	814	1 076	367	23	22	19	74	13	127	37	
	MOTOR CARRIER, ICC	730	964	344	25	24	19	74	13	126	37	
	MOTOR CARRIER, NON-ICC	84	111	24	17	17	56	-	-	1	(Z)	
	PRIVATE TRUCK	44	65	37	20	19	45	7	1	8	3	
	AIR	(Z)	(Z)	(Z)	49	46	52	-	-	-	-	
	WATER	4	5	6	59	54	66	-	-	-	-	
	PARCEL DELIVERY	(Z)	(Z)	(Z)	52	52	60	-	-	(Z)	(Z)	
	OTHER AND UNKNOWN	79	96	(Z)	16	16	100	(Z)	(Z)	(Z)	(Z)	
28419	SOAP AND OTHER DETERGENTS	3 352	3 885	1 312	18	21	25	178	41	864	138	
	RAIL	392	478	326	39	51	52	5	4	36	23	
	MOTOR CARRIER	2 536	2 935	877	18	18	16	154	35	620	97	
	MOTOR CARRIER, ICC	2 398	2 784	786	19	19	18	154	35	614	97	
	MOTOR CARRIER, NON-ICC	138	151	91	33	30	26	-	-	6	(Z)	
	PRIVATE TRUCK	351	410	80	27	26	28	18	1	208	17	
	AIR	1	1	1	54	65	59	-	-	-	-	
	WATER	11	14	24	51	54	77	-	-	-	-	
	PARCEL DELIVERY	3	1	(Z)	57	59	62	1	(Z)	(Z)	(Z)	
	OTHER AND UNKNOWN	57	47	4	7	7	53	-	-	(Z)	(Z)	
28422	SPECIALTY CLEANING PREPARATIONS *	3 386	6 143	1 601	33	38	27	192	82	1 881	263	
	RAIL	67	123	73	45	54	47	(Z)	(Z)	(Z)	(Z)	
	MOTOR CARRIER	2 503	4 525	1 250	31	50	30	130	67	1 432	191	
	MOTOR CARRIER, ICC	2 282	4 319	1 227	33	53	31	130	67	1 396	186	
	MOTOR CARRIER, NON-ICC	222	206	23	72	61	51	-	-	37	5	
	PRIVATE TRUCK	591	1 383	269	64	38	34	62	15	448	72	
	AIR	(Z)	(Z)	(Z)	100	100	100	-	-	(Z)	(Z)	
	WATER	(Z)	1	3	86	97	99	-	-	-	-	
	PARCEL DELIVERY	54	4	2	82	51	50	(Z)	(Z)	1	(Z)	
	OTHER AND UNKNOWN	170	106	4	9	9	78	(Z)	(Z)	(Z)	(Z)	
28423	WAXES AND POLISHING PREPARATIONS	681	479	218	23	26	27	14	2	76	35	
	RAIL	40	33	33	61	59	68	(Z)	(Z)	(Z)	(Z)	
	MOTOR CARRIER	522	402	169	31	31	35	6	1	73	34	
	MOTOR CARRIER, ICC	490	383	163	33	33	36	5	1	67	34	
	MOTOR CARRIER, NON-ICC	32	19	6	50	50	54	1	(Z)	5	(Z)	
	PRIVATE TRUCK	45	33	10	20	21	24	7	(Z)	2	1	
	AIR	1	(Z)	(Z)	64	57	54	-	-	(Z)	(Z)	
	WATER	(Z)	(Z)	(Z)	56	63	62	-	-	-	-	
	PARCEL DELIVERY	65	6	5	87	83	91	1	(Z)	2	(Z)	
	OTHER AND UNKNOWN	8	4	(Z)	69	69	70	-	-	(Z)	(Z)	
28431	SURFACE ACTIVE AGENTS *	1 415	1 974	808	29	31	40	146	44	305	111	
	RAIL	117	367	252	29	58	67	-	-	25	20	
	MOTOR CARRIER	761	1 033	399	26	23	33	100	25	225	72	
	MOTOR CARRIER, ICC	745	940	377	25	23	37	100	25	222	72	
	MOTOR CARRIER, NON-ICC	16	93	23	51	72	85	-	-	3	(Z)	
	PRIVATE TRUCK	356	476	153	59	62	67	46	18	51	16	
	AIR	21	2	(Z)	94	70	61	(Z)	(Z)	(Z)	(Z)	
	WATER	1	1	(Z)	100	100	100	-	-	-	-	
	PARCEL DELIVERY	2	1	(Z)	83	84	93	(Z)	(Z)	(Z)	(Z)	
	OTHER AND UNKNOWN	157	94	4	20	19	54	-	-	4	3	
28441	COSMETICS AND PERFUMES *	7 087	1 761	1 174	15	10	7	65	25	292	85	
	RAIL	706	198	196	32	5	5	1	1	3	2	
	MOTOR CARRIER	5 315	1 358	818	19	16	10	50	19	245	67	
	MOTOR CARRIER, ICC	5 266	1 341	816	20	16	10	50	19	240	67	
	MOTOR CARRIER, NON-ICC	49	17	2	33	39	54	-	-	5	(Z)	
	PRIVATE TRUCK	443	103	54	21	23	24	12	3	28	13	
	AIR	182	25	38	9	8	10	1	2	1	(Z)	
	WATER	29	21	43	26	23	24	-	-	-	-	
	PARCEL DELIVERY	242	22	13	23	19	19	1	1	6	1	
	OTHER AND UNKNOWN	168	33	12	38	38	52	(Z)	(Z)	10	2	
2851	PAINTS, ENAMELS, LACQUERS, SHELLACS, ALLIED PRODUCTS *	5 925	6 312	2 462	16	16	25	364	76	886	179	

TONS (THOUSANDS) AND TON-MILES (MILLIONS) BY DIVISION OF OESTINATION--CON.

EAST NORTH CENTRAL		WEST NORTH CENTRAL		SOUTH ATLANTIC		EAST SOUTH CENTRAL		WEST SOUTH CENTRAL		MOUNTAIN		PACIFIC		DESTINATION UNKNOWN	TCC CODE AND MOT
TONS	TON-MILES	TONS	TON-MILES	TONS	TON-MILES	TONS	TON-MILES	TONS	TON-MILES	TONS	TON-MILES	TONS	TON-MILES	TONS	
-	-	49	33	-	-	-	-	(Z)	(Z)	-	-	-	-	-	28312
33	12	13	4	12	8	2	1	16	12	1	1	3	5	-	RAIL
33	12	13	4	12	8	2	1	16	12	1	1	3	5	-	M.C.
37	16	12	1	37	1	-	-	74	32	(Z)	(Z)	16	1	-	ICC
(Z)	(Z)	(Z)	(Z)	(Z)	(Z)	(Z)	(Z)	(Z)	(Z)	(Z)	(Z)	(Z)	(Z)	-	P.T.
(Z)	(Z)	1	(Z)	1	1	(Z)	(Z)	(Z)	(Z)	(Z)	(Z)	(Z)	(Z)	-	AIR
-	-	2	(Z)	(Z)	(Z)	(Z)	(Z)	-	-	(Z)	(Z)	(Z)	(Z)	-	P.D.
2 657	727	1 180	385	2 633	968	1 019	271	1 354	720	500	336	1 516	1 218	355	OT-UK
131	60	141	54	335	171	83	34	272	156	86	52	230	336	-	284
2 201	539	865	294	1 490	621	850	216	966	491	404	276	1 119	737	-	RAIL
2 100	526	864	294	1 443	602	837	211	910	487	399	269	1 780	622	29	M.C.
102	13	2	1	47	19	13	4	56	3	4	6	339	115	-	ICC
290	92	172	35	782	162	83	19	94	48	6	5	135	72	(Z)	N-ICC
20	33	(Z)	(Z)	(Z)	(Z)	1	1	2	(Z)	3	2	25	1	-	P.T.
6	3	1	1	8	4	-	-	11	17	-	-	25	61	-	AIR
8	(Z)	1	1	13	7	(Z)	(Z)	4	4	(Z)	(Z)	4	6	1	WATER
1 193	250	412	107	697	310	239	73	571	261	141	94	619	462	140	P.D.
49	19	35	11	99	56	29	12	171	93	72	37	124	136	-	OT-UK
1 079	226	346	92	505	211	205	60	384	155	65	54	446	264	4	2841
1 029	219	345	91	459	193	194	56	348	155	61	48	340	187	4	RAIL
50	7	1	1	45	18	12	4	36	(Z)	4	7	106	78	-	M.C.
65	5	30	3	82	38	3	2	12	9	4	3	38	35	-	ICC
(Z)	(Z)	-	-	(Z)	(Z)	(Z)	(Z)	(Z)	(Z)	-	-	(Z)	(Z)	-	N-ICC
-	-	-	-	7	4	-	-	1	1	-	-	11	26	-	P.T.
(Z)	(Z)	(Z)	(Z)	(Z)	(Z)	(Z)	(Z)	(Z)	(Z)	-	-	(Z)	(Z)	-	AIR
(Z)	(Z)	-	-	3	2	(Z)	(Z)	3	2	(Z)	(Z)	-	-	-	WATER
419	64	106	25	167	77	19	4	211	75	11	7	141	171	95	P.D.
9	3	16	3	30	16	1	(Z)	67	29	2	1	18	14	-	OT-UK
386	59	90	23	128	56	17	4	139	41	9	6	106	129	-	28411
365	57	88	22	105	56	17	4	103	41	9	6	76	108	-	RAIL
21	2	1	1	22	(Z)	(Z)	(Z)	36	(Z)	-	-	30	20	-	M.C.
23	2	1	(Z)	6	4	(Z)	(Z)	5	5	1	(Z)	14	23	-	ICC
(Z)	(Z)	-	-	-	-	-	-	-	-	-	-	-	-	-	N-ICC
-	-	(Z)	(Z)	3	(Z)	-	-	-	-	-	-	2	6	-	P.T.
-	-	-	-	-	-	-	-	-	-	-	-	-	-	-	AIR
-	-	(Z)	(Z)	-	-	-	-	-	-	(Z)	(Z)	-	-	-	WATER
775	186	305	81	530	233	220	69	360	186	129	87	478	291	95	P.D.
40	16	19	9	69	40	28	11	104	64	70	36	106	123	45	OT-UK
693	167	257	69	377	154	188	56	245	114	56	48	340	136	-	28419
663	161	257	69	354	137	176	52	245	114	52	42	265	78	-	RAIL
29	5	-	-	23	17	12	4	(Z)	(Z)	4	7	76	57	-	M.C.
42	3	29	3	76	34	3	2	7	5	3	3	23	13	-	ICC
-	-	-	-	(Z)	(Z)	(Z)	(Z)	(Z)	(Z)	-	-	(Z)	(Z)	-	N-ICC
-	-	-	-	5	3	-	-	1	1	-	-	9	20	-	P.T.
(Z)	(Z)	(Z)	(Z)	(Z)	(Z)	(Z)	(Z)	(Z)	(Z)	-	-	(Z)	(Z)	-	AIR
(Z)	(Z)	-	-	3	2	(Z)	(Z)	3	2	(Z)	(Z)	-	-	-	WATER
810	207	484	135	844	176	710	164	293	152	278	161	547	261	104	P.D.
28	5	4	2	21	13	15	10	37	17	9	12	8	15	-	OT-UK
610	127	333	103	443	129	645	145	208	108	269	149	454	230	-	28422
573	127	333	103	443	129	644	145	207	105	269	149	324	215	-	RAIL
37	(Z)	(Z)	(Z)	-	-	1	(Z)	2	2	-	-	130	15	-	M.C.
170	75	147	30	379	34	50	9	47	27	-	-	81	9	-	ICC
-	-	-	-	-	-	-	-	-	-	-	-	-	-	-	N-ICC
-	-	-	-	(Z)	(Z)	-	-	-	-	-	-	1	3	-	P.T.
1	(Z)	(Z)	(Z)	(Z)	(Z)	(Z)	(Z)	(Z)	(Z)	(Z)	(Z)	(Z)	(Z)	-	AIR
(Z)	(Z)	-	-	(Z)	(Z)	-	-	-	-	-	-	2	3	-	WATER
142	30	32	10	133	85	16	9	40	19	4	3	19	25	4	P.D.
(Z)	(Z)	1	1	16	12	(Z)	(Z)	6	5	(Z)	(Z)	9	15	-	OT-UK
128	26	30	9	112	70	8	5	32	13	3	3	9	8	-	28423
120	22	30	9	112	70	8	5	32	12	3	3	5	8	-	RAIL
8	5	-	-	(Z)	(Z)	(Z)	(Z)	(Z)	(Z)	-	-	4	1	-	M.C.
12	2	1	(Z)	4	3	7	3	(Z)	(Z)	-	-	(Z)	(Z)	-	ICC
-	-	-	-	-	-	(Z)	(Z)	-	-	(Z)	(Z)	(Z)	(Z)	-	N-ICC
-	-	-	-	-	-	-	-	(Z)	(Z)	-	-	(Z)	(Z)	-	P.T.
1	1	(Z)	(Z)	1	1	(Z)	(Z)	1	1	(Z)	(Z)	1	1	-	AIR
-	-	-	-	-	-	-	-	(Z)	(Z)	-	-	-	-	-	WATER
185	63	156	67	593	199	106	33	195	134	10	12	172	145	106	P.D.
29	20	84	37	123	66	40	16	21	18	2	2	43	72	-	OT-UK
122	36	70	29	174	46	42	14	147	108	6	8	118	61	-	28431
121	36	70	29	174	46	42	14	146	107	6	8	30	39	-	RAIL
1	(Z)	(Z)	(Z)	(Z)	(Z)	-	-	1	(Z)	-	-	88	22	-	M.C.
25	7	2	1	291	85	24	4	25	8	2	2	11	12	-	ICC
(Z)	(Z)	(Z)	(Z)	(Z)	(Z)	(Z)	(Z)	(Z)	(Z)	(Z)	(Z)	(Z)	(Z)	-	N-ICC
-	-	-	-	1	(Z)	-	-	-	-	-	-	-	-	-	P.T.
(Z)	(Z)	(Z)	(Z)	(Z)	(Z)	(Z)	(Z)	(Z)	(Z)	(Z)	(Z)	(Z)	(Z)	-	AIR
9	(Z)	-	-	4	1	-	-	-	-	-	-	-	-	-	WATER
372	181	184	89	366	212	43	29	153	148	83	64	189	342	15	P.D.
27	17	28	8	50	31	(Z)	(Z)	30	27	2	1	56	109	-	OT-UK
292	121	142	75	299	172	38	26	105	98	76	59	110	182	-	28441
286	120	142	75	299	171	38	26	105	98	76	59	105	181	-	RAIL
6	(Z)	-	-	1	(Z)	(Z)	(Z)	-	-	-	-	5	1	-	M.C.
28	8	12	4	8	3	3	2	4	5	(Z)	1	8	15	-	ICC
20	33	(Z)	(Z)	(Z)	(Z)	(Z)	(Z)	(Z)	(Z)	3	2	(Z)	1	-	N-ICC
-	-	-	-	-	-	-	-	10	14	-	-	11	29	-	P.T.
4	2	1	1	3	2	1	1	2	2	1	1	2	3	-	AIR
(Z)	(Z)	1	1	5	4	(Z)	(Z)	2	2	-	-	2	3	-	WATER
1 475	317	471	204	1 040	420	440	155	954	872	128	63	511	176	43	OT-UK



TABLE 2. SHIPMENTS BY MANUFACTURING ESTABLISHMENTS--COMMOOITIES AND MEANS OF TRANSPORT BY DESTINATION: 1977--CON.

TCC CODE	COMMOOITY AND MEANS OF TRANSPORT	ALL SHIPMENTS						TONS (THOUSANDS) AND TON-MILES (MILLIONS) BY DIVISION OF DESTINATION				
		VALUE (MILLION DOLLARS) (A)	TONS (THOUSANDS) (B)	TON-MILES (MILLIONS) (C)	STANDARD ERROR (PERCENT) FOR COLUMNS--			NEW ENGLAND		MIDDLE ATLANTIC		
					(A)	(B)	(C)	TONS	TON-MILES	TONS	TON-MILES	
2851	PAINTS, ENAMELS, LACQUERS, SHELLACS, ALLIED PRODUCTS *											
	RAIL	75	115	58	29	25	27	-	-	6	2	
	MOTOR CARRIER	3 850	3 743	1 425	22	24	27	278	69	448	96	
	MOTOR CARRIER, ICC	3 741	3 663	1 392	22	25	28	278	69	433	93	
	MOTOR CARRIER, NON-ICC	108	81	33	44	36	73	-	-	-	2	
	PRIVATE TRUCK	1 842	1 959	356	18	18	21	87	7	422	80	
	AIR	4	1	1	39	63	73	(Z)	(Z)	(Z)	(Z)	
	WATER	89	469	621	70	91	98	-	-	9	1	
	PARCEL DELIVERY	8	4	2	36	38	45	(Z)	(Z)	2	1	
	OTHER AND UNKNOWN	57	22	(Z)	70	59	79	-	-	(Z)	(Z)	
28511	PAINTS, ENAMELS, LACQUERS, AND SHELLACS	4 887	4 604	1 382	17	17	21	273	59	562	100	
	RAIL	40	33	23	54	54	59	-	-	-	-	
	MOTOR CARRIER	3 097	2 881	1 077	22	24	25	217	53	326	79	
	MOTOR CARRIER, ICC	3 027	2 822	1 068	23	24	26	217	53	311	77	
	MOTOR CARRIER, NON-ICC	70	59	10	32	31	70	-	-	15	2	
	PRIVATE TRUCK	1 716	1 662	269	19	20	24	57	6	234	21	
	AIR	3	1	1	40	68	77	(Z)	(Z)	(Z)	(Z)	
	WATER	19	20	10	70	78	71	-	-	-	-	
	PARCEL DELIVERY	6	3	1	36	38	58	(Z)	(Z)	1	(Z)	
	OTHER AND UNKNOWN	6	4	(Z)	39	38	96	-	-	(Z)	(Z)	
28512	PAINT OILS, SOLVENTS, AND THINNERS	656	1 314	909	34	34	63	85	15	315	75	
	RAIL	35	82	34	31	29	31	-	-	6	2	
	MOTOR CARRIER	404	492	180	49	32	50	59	14	115	14	
	MOTOR CARRIER, ICC	373	474	157	44	30	41	59	14	115	14	
	MOTOR CARRIER, NON-ICC	31	19	23	92	84	97	-	-	-	-	
	PRIVATE TRUCK	100	277	84	30	31	30	25	1	186	59	
	AIR	(Z)	(Z)	(Z)	100	100	100	-	-	(Z)	(Z)	
	WATER	71	449	611	95	98	100	-	-	9	1	
	PARCEL DELIVERY	(Z)	(Z)	(Z)	35	48	44	(Z)	(Z)	(Z)	(Z)	
	OTHER AND UNKNOWN	45	15	(Z)	86	85	89	-	-	(Z)	(Z)	
28612	GUM AND WOOD CHEMICALS *	734	1 912	926	13	12	11	48	42	357	230	
	RAIL	229	766	563	22	17	14	24	29	194	182	
	MOTOR CARRIER	318	742	286	22	15	12	22	11	115	30	
	MOTOR CARRIER, ICC	315	732	283	23	15	12	22	11	114	28	
	MOTOR CARRIER, NON-ICC	4	10	3	25	25	31	-	-	2	1	
	PRIVATE TRUCK	114	362	76	29	34	25	2	1	48	19	
	AIR	(Z)	(Z)	(Z)	100	100	100	-	-	-	-	
	WATER	(Z)	(Z)	(Z)	97	93	99	-	-	(Z)	(Z)	
	PARCEL DELIVERY	(Z)	(Z)	(Z)	1	13	99	-	-	-	-	
	OTHER AND UNKNOWN	72	42	1	13	13	99	-	-	-	-	
287	AGRICULTURAL CHEMICALS	9 094	54 519	15 248	9	10	17	2 341	1 291	4 671	1 043	
	RAIL	2 478	21 081	9 272	11	10	8	195	156	646	557	
	MOTOR CARRIER	4 213	15 115	2 723	9	13	9	1 059	180	2 696	416	
	MOTOR CARRIER, ICC	3 721	9 797	2 050	9	13	9	804	132	1 855	329	
	MOTOR CARRIER, NON-ICC	492	5 318	673	24	24	22	255	47	841	87	
	PRIVATE TRUCK	1 558	10 519	909	15	17	23	314	20	1 330	69	
	AIR	36	4	2	69	75	65	(Z)	(Z)	(Z)	(Z)	
	WATER	525	5 039	2 299	36	37	58	773	935	-	-	
	PIPELINE	143	1 820	35	91	95	99	-	-	-	-	
	PARCEL DELIVERY	58	5	3	37	25	30	(Z)	(Z)	(Z)	(Z)	
	OTHER AND UNKNOWN	83	936	4	12	58	65	-	-	-	-	
2871	FERTILIZERS	4 871	47 746	14 239	12	12	19	1 134	1 161	2 185	732	
	RAIL	1 929	21 107	9 759	13	10	8	180	163	685	593	
	MOTOR CARRIER	1 071	9 227	1 273	21	17	10	130	35	638	94	
	MOTOR CARRIER, ICC	718	4 874	726	22	17	10	57	17	314	53	
	MOTOR CARRIER, NON-ICC	353	4 353	546	32	28	25	73	18	324	41	
	PRIVATE TRUCK	1 161	9 263	818	18	18	19	31	4	863	44	
	AIR	(Z)	(Z)	(Z)	100	100	100	-	-	-	-	
	WATER	546	5 276	2 350	36	37	58	793	960	-	-	
	PIPELINE	143	1 808	35	91	95	99	-	-	-	-	
	PARCEL DELIVERY	(Z)	(Z)	(Z)	86	59	63	-	-	(Z)	(Z)	
	OTHER AND UNKNOWN	20	1 065	5	17	58	66	-	-	-	-	
28712	SUPERPHOSPHATE	2 242	23 422	11 004	20	17	25	873	1 051	559	530	
	RAIL	1 546	17 690	8 579	15	11	10	80	91	559	530	
	MOTOR CARRIER	224	1 595	216	49	29	24	-	-	-	-	
	MOTOR CARRIER, ICC	224	1 546	209	49	29	23	-	-	-	-	
	MOTOR CARRIER, NON-ICC	3	49	6	73	80	84	-	-	-	-	
	PRIVATE TRUCK	129	1 177	190	34	34	31	-	-	-	-	
	AIR	(Z)	(Z)	(Z)	100	100	100	-	-	-	-	
	WATER	324	2 805	2 019	55	61	69	793	960	-	-	
	PIPELINE	12	88	(Z)	32	32	32	-	-	-	-	
	OTHER AND UNKNOWN	7	68	-	1	1	-	-	-	-	-	
28713	AMMONIATING AND NITROGEN FERTILIZER SOLUTIONS	479	6 371	964	44	40	52	36	25	105	28	
	RAIL	83	1 035	385	35	37	31	36	25	62	19	
	MOTOR CARRIER	118	1 111	146	46	46	24	-	-	39	8	
	MOTOR CARRIER, ICC	98	889	132	34	33	20	-	-	39	8	
	MOTOR CARRIER, NON-ICC	20	222	14	79	80	78	-	-	-	-	
	PRIVATE TRUCK	94	1 058	98	42	45	50	-	-	4	1	
	WATER	48	486	296	100	100	100	-	-	-	-	
	PIPELINE	130	1 719	34	100	100	100	-	-	-	-	
	OTHER AND UNKNOWN	5	962	5	66	66	66	-	-	-	-	
28714	MISCELLANEOUS FERTILIZER COMPOUNDS	1 791	14 392	1 883	12	16	18	112	63	789	122	
	RAIL	289	2 281	771	36	43	27	64	47	64	44	
	MOTOR CARRIER	606	4 775	620	13	17	12	47	16	299	48	
	MOTOR CARRIER, ICC	324	2 182	345	15	22	16	47	16	252	44	
	MOTOR CARRIER, NON-ICC	282	2 593	275	21	23	22	-	-	47	4	
	PRIVATE TRUCK	714	5 315	458	13	20	26	(Z)	(Z)	425	30	
	WATER	174	1 985	34	30	31	32	-	-	-	-	
	PARCEL DELIVERY	(Z)	(Z)	(Z)	79	65	57	-	-	-	-	
	OTHER AND UNKNOWN	8	36	-	29	29	-	-	-	-	-	

TONS (THOUSANDS) AND TON-MILES (MILLIONS) BY DIVISION OF DESTINATION--CON.

EAST NORTH CENTRAL		WEST NORTH CENTRAL		SOUTH ATLANTIC		EAST SOUTH CENTRAL		WEST SOUTH CENTRAL		MOUNTAIN		PACIFIC		DESTINATION UNKNOWN	TCC CODE AND HOT
TONS	TON-MILES	TONS	TON-MILES	TONS	TON-MILES	TONS	TON-MILES	TONS	TON-MILES	TONS	TON-MILES	TONS	TON-MILES	TONS	
53	23	-	-	40	19	(Z)	(Z)	15	14	-	-	-	-	-	2851
952	227	418	181	613	314	230	97	447	233	107	55	230	153	22	RAIL
922	226	409	181	612	314	230	97	426	212	107	55	225	144	22	M.C.
30	1	9	(Z)	1	(Z)	-	-	21	20	-	-	5	8	22	ICC
470	66	53	23	367	80	210	58	52	15	21	9	278	19	-	N-ICC
(Z)	(Z)	(Z)	(Z)	(Z)	(Z)	(Z)	(Z)	(Z)	(Z)	(Z)	(Z)	(Z)	(Z)	-	P.T.
-	-	-	-	19	6	-	-	440	610	-	-	2	4	-	AIR
1	(Z)	(Z)	(Z)	(Z)	(Z)	(Z)	(Z)	(Z)	(Z)	(Z)	(Z)	1	1	(Z)	WATER
(Z)	(Z)	-	-	(Z)	(Z)	-	-	-	-	-	-	(Z)	(Z)	21	P.O.
1 079	198	372	160	829	296	420	149	449	208	124	61	470	152	26	OT-UK
9	6	-	-	11	5	-	-	13	12	-	-	-	-	-	28511
632	128	328	145	456	215	214	92	392	184	104	52	191	129	22	RAIL
608	127	319	145	455	215	214	92	385	184	104	52	187	122	22	M.C.
24	(Z)	9	(Z)	1	(Z)	-	-	7	(Z)	-	-	4	7	-	ICC
437	64	44	15	342	68	206	57	44	12	20	8	277	18	-	N-ICC
(Z)	(Z)	(Z)	(Z)	(Z)	(Z)	(Z)	(Z)	(Z)	(Z)	(Z)	(Z)	(Z)	(Z)	-	P.T.
-	-	-	-	19	6	-	-	-	-	-	-	2	4	-	AIR
(Z)	(Z)	(Z)	(Z)	(Z)	(Z)	(Z)	(Z)	(Z)	(Z)	(Z)	(Z)	1	1	(Z)	WATER
(Z)	(Z)	-	-	(Z)	(Z)	-	-	-	-	-	-	(Z)	(Z)	4	P.O.
-	-	-	-	-	-	-	-	-	-	-	-	-	-	-	OT-UK
239	80	24	16	121	47	12	4	486	648	3	2	13	21	14	28512
44	17	-	-	29	14	-	-	3	2	-	-	-	-	-	RAIL
165	61	15	9	75	23	11	3	37	34	3	2	12	20	-	M.C.
162	60	15	9	75	23	11	3	22	14	3	2	12	18	-	ICC
3	1	(Z)	(Z)	-	-	-	-	15	20	-	-	1	2	-	N-ICC
30	2	9	8	18	10	1	(Z)	6	2	1	(Z)	1	1	-	P.T.
-	-	-	-	-	-	-	-	-	-	-	-	-	-	-	AIR
-	-	-	-	-	-	-	-	440	610	-	-	-	-	-	WATER
(Z)	(Z)	(Z)	(Z)	(Z)	(Z)	(Z)	(Z)	(Z)	(Z)	(Z)	(Z)	(Z)	(Z)	-	P.O.
-	-	-	-	-	-	-	-	-	-	-	-	(Z)	(Z)	14	OT-UK
289	166	119	47	613	127	111	35	171	84	31	28	132	166	40	28612
132	90	42	26	171	50	40	17	67	29	24	23	71	116	-	RAIL
138	67	38	14	250	53	28	9	90	50	5	4	56	48	-	M.C.
138	66	38	14	243	53	27	9	90	50	5	4	56	48	-	ICC
1	1	-	-	7	1	(Z)	(Z)	-	-	-	-	(Z)	(Z)	-	N-ICC
16	8	39	7	193	24	44	10	14	5	2	1	5	1	-	P.T.
(Z)	(Z)	-	-	-	-	-	-	-	-	-	-	-	-	-	AIR
-	-	(Z)	(Z)	-	-	-	-	-	-	-	-	-	-	-	WATER
2	1	-	-	(Z)	(Z)	-	-	-	-	-	-	-	-	-	P.O.
-	-	-	-	-	-	-	-	-	-	-	-	-	-	-	OT-UK
7 529	3 187	3 940	2 900	18 235	2 103	4 498	1 160	8 103	1 838	1 371	535	3 654	1 191	177	287
2 915	2 098	2 571	2 131	9 094	1 303	1 747	862	2 292	1 163	815	438	777	564	30	RAIL
1 529	333	404	161	4 347	546	954	162	1 345	329	336	70	2 434	527	10	M.C.
1 473	320	404	160	2 430	381	867	156	1 199	311	287	59	468	202	10	ICC
56	13	1	1	1 918	165	87	6	146	18	49	11	1 966	326	-	N-ICC
2 194	136	231	60	3 986	248	582	52	1 214	203	219	27	440	92	8	P.T.
(Z)	(Z)	(Z)	(Z)	(Z)	(Z)	(Z)	(Z)	(Z)	(Z)	(Z)	(Z)	(Z)	(Z)	-	AIR
891	620	732	547	-	-	1 215	84	1 426	106	-	-	3	7	-	WATER
1	(Z)	2	2	1	(Z)	(Z)	(Z)	1 820	35	-	-	-	-	-	PIPE
(Z)	(Z)	-	-	806	4	-	-	1	1	(Z)	(Z)	(Z)	(Z)	-	P.O.
-	-	-	-	-	-	-	-	(Z)	(Z)	-	-	(Z)	(Z)	129	OT-UK
7 553	3 242	4 025	2 975	15 623	1 811	4 771	1 186	8 146	1 744	1 132	472	3 038	915	138	2871
3 284	2 323	2 863	2 340	8 346	1 308	1 823	917	2 448	1 198	764	419	687	498	27	RAIL
1 226	156	204	43	2 825	1 279	862	123	1 155	1 182	206	28	1 982	331	-	M.C.
1 174	147	203	42	1 002	134	734	115	1 012	168	166	21	211	29	-	ICC
51	10	(Z)	1	1 822	145	128	8	143	15	41	8	1 771	302	-	N-ICC
2 136	131	209	31	3 490	220	725	58	1 270	220	162	25	369	85	7	P.T.
907	632	749	561	-	-	-	-	(Z)	(Z)	-	-	-	-	-	AIR
(Z)	(Z)	-	-	(Z)	(Z)	-	-	1 465	109	-	-	-	-	-	WATER
-	-	-	-	-	-	-	-	1 808	35	-	-	-	-	-	PIPE
-	-	-	-	962	5	-	-	(Z)	(Z)	-	-	-	-	-	P.O.
-	-	-	-	-	-	-	-	-	-	-	-	-	-	103	OT-UK
3 957	2 537	3 399	2 660	7 852	1 113	1 847	959	3 288	1 256	821	371	759	528	68	28712
2 757	2 074	2 463	2 105	7 300	1 035	1 547	864	1 733	1 056	656	359	596	465	-	RAIL
426	51	129	19	389	57	153	13	283	56	75	4	140	17	-	M.C.
426	51	129	19	340	51	153	13	283	56	75	4	140	17	-	ICC
-	-	-	-	49	6	-	-	-	-	-	-	-	-	-	N-ICC
224	22	187	29	163	21	41	14	449	49	89	8	23	46	-	P.T.
551	390	620	507	-	-	-	-	(Z)	(Z)	-	-	-	-	-	AIR
-	-	-	-	-	-	-	-	735	95	-	-	-	-	-	WATER
-	-	-	-	-	-	-	-	88	(Z)	-	-	-	-	-	PIPE
-	-	-	-	-	-	-	-	-	-	-	-	-	-	-	OT-UK
1 303	386	315	147	1 414	89	484	84	2 403	139	74	22	238	44	-	28713
292	86	148	89	231	72	39	8	147	52	54	21	26	13	-	RAIL
222	21	25	2	99	7	390	73	222	21	17	1	98	12	-	M.C.
192	20	25	2	88	(Z)	382	72	101	14	17	1	45	8	-	ICC
30	1	-	-	10	1	8	2	121	7	-	-	53	4	-	N-ICC
432	37	13	1	122	5	56	3	315	31	3	(Z)	114	19	-	P.T.
356	242	129	54	-	-	-	-	-	-	-	-	-	-	-	AIR
-	-	-	-	962	5	-	-	1 719	34	-	-	-	-	-	WATER
-	-	-	-	-	-	-	-	-	-	-	-	-	-	-	PIPE
-	-	-	-	-	-	-	-	-	-	-	-	-	-	-	OT-UK
1 956	279	248	152	5 472	542	2 061	132	2 445	348	235	75	1 004	171	70	28714
206	153	226	138	804	194	202	45	568	90	54	39	65	20	27	RAIL
410	64	22	14	2 078	184	320	37	641	103	111	20	847	134	-	M.C.
408	63	22	14	539	66	199	30	619	96	70	12	26	3	-	ICC
2	(Z)	-	-	1 539	117	120	6	22	8	41	8	821	131	-	N-ICC
1 339	62	-	-	2 589	164	285	31	506	139	70	16	92	16	7	P.T.
-	-	-	-	-	-	-	-	731	14	-	-	-	-	-	AIR
(Z)	(Z)	-	-	-	-	1 254	20	(Z)	(Z)	-	-	-	-	-	WATER
-	-	-	-	-	-	-	-	-	-	-	-	-	-	-	P.O.
-	-	-	-	-	-	-	-	-	-	-	-	-	-	36	OT-UK

TABLE 2. SHIPMENTS BY MANUFACTURING ESTABLISHMENTS--COMMODITIES AND MEANS OF TRANSPORT BY DESTINATION: 1977--CON.

TCC CODE	COMMODITY AND MEANS OF TRANSPORT	ALL SHIPMENTS						TONS (THOUSANDS) AND TON-MILES (MILLIONS) BY DIVISION OF DESTINATION			
		VALUE (MILLION DOLLARS) (A)	TONS (THOU- SANDS) (B)	TON- MILES (MIL- LIONS) (C)	STANDARD ERROR (PERCENT) FOR COLUMNS--			NEW ENGLAND		MIDDLE ATLANTIC	
					(A)	(B)	(C)	TONS	TON- MILES	TONS	TON- MILES
28719	FERTILIZERS, NEC	358	3 560	388	49	44	48	114	23	733	52
	RAIL	11	101	25	42	45	49	-	-	-	-
	MOTOR CARRIER	123	1 746	292	53	55	47	83	19	300	38
	MOTOR CARRIER, ICC	75	256	40	53	53	49	10	1	23	1
	MOTOR CARRIER, NON-ICC	48	1 489	252	90	75	69	73	18	276	37
	PRIVATE TRUCK	225	1 714	72	51	44	58	31	3	433	13
	PARCEL DELIVERY	(Z)	(Z)	(Z)	100	100	100	-	-	(Z)	(Z)
28799	AGRICULTURAL CHEMICALS, NEC *	4 358	9 540	1 974	9	25	18	1 421	187	2 267	375
	RAIL	773	1 919	310	24	37	27	27	9	23	15
	MOTOR CARRIER	3 051	6 498	1 523	9	24	13	1 063	160	2 191	352
	MOTOR CARRIER, ICC	2 930	5 593	1 415	9	22	12	881	134	1 737	317
	MOTOR CARRIER, NON-ICC	120	906	108	44	58	52	182	26	455	35
	PRIVATE TRUCK	388	1 094	130	17	42	68	331	18	53	8
	AIR	35	4	2	69	75	65	(Z)	(Z)	(Z)	(Z)
	WATER	2	2	6	79	79	79	-	-	-	-
	PIPELINE	51	5	3	37	26	30	(Z)	(Z)	(Z)	(Z)
	PARCEL DELIVERY	51	5	3	37	26	30	(Z)	(Z)	(Z)	(Z)
	OTHER AND UNKNOWN	58	18	(Z)	15	15	45	-	-	-	-
289	MISCELLANEOUS CHEMICAL PRODUCTS	9 323	23 421	8 072	6	17	18	452	220	3 594	1 040
	RAIL	1 249	5 127	2 658	14	24	16	191	116	426	277
	MOTOR CARRIER	5 117	9 880	3 557	9	20	21	194	90	1 035	279
	MOTOR CARRIER, ICC	4 869	9 598	3 515	9	21	21	186	90	914	275
	MOTOR CARRIER, NON-ICC	248	282	42	32	29	24	9	1	121	4
	PRIVATE TRUCK	2 135	6 648	1 398	8	20	28	65	13	1 917	186
	AIR	50	6	5	19	28	24	(Z)	(Z)	(Z)	(Z)
	WATER	243	1 319	442	41	79	63	(Z)	(Z)	212	298
	PIPELINE	65	240	2	86	88	89	-	-	-	-
	PARCEL DELIVERY	142	159	7	30	84	28	1	(Z)	3	1
	OTHER AND UNKNOWN	322	159	3	8	4	81	1	(Z)	2	(Z)
28911	ADHESIVES, CEMENTS, SEALANTS, GLUES, AND SIZES *	2 543	3 366	1 171	17	18	19	109	31	448	101
	RAIL	94	154	78	65	68	65	14	3	2	1
	MOTOR CARRIER	1 823	2 273	882	19	19	20	69	25	308	56
	MOTOR CARRIER, ICC	1 722	2 128	862	19	19	20	69	25	221	55
	MOTOR CARRIER, NON-ICC	101	145	20	50	47	44	-	-	87	2
	PRIVATE TRUCK	439	831	148	20	36	49	25	3	136	44
	AIR	22	4	3	37	40	37	(Z)	(Z)	(Z)	(Z)
	WATER	17	22	56	80	76	77	-	-	-	-
	PIPELINE	53	38	3	68	94	49	(Z)	(Z)	1	(Z)
	PARCEL DELIVERY	96	44	(Z)	9	9	88	1	(Z)	-	-
28921	EXPLOSIVES *	749	801	326	23	41	31	13	3	74	25
	RAIL	17	29	6	55	60	53	-	-	-	-
	MOTOR CARRIER	552	357	254	29	27	35	10	2	46	16
	MOTOR CARRIER, ICC	539	345	251	30	28	35	7	2	40	16
	MOTOR CARRIER, NON-ICC	13	13	3	30	30	44	3	(Z)	6	(Z)
	PRIVATE TRUCK	173	415	65	33	70	26	3	1	28	9
	AIR	6	(Z)	(Z)	38	44	46	(Z)	(Z)	(Z)	(Z)
	PARCEL DELIVERY	1	(Z)	(Z)	55	53	67	(Z)	(Z)	(Z)	(Z)
28931	PRINTING INK *	940	793	170	19	32	16	26	7	190	20
	RAIL	1	1	(Z)	100	100	100	-	-	-	-
	MOTOR CARRIER	485	274	80	23	28	21	24	7	60	12
	MOTOR CARRIER, ICC	413	235	79	21	23	21	20	7	39	11
	MOTOR CARRIER, NON-ICC	71	41	1	57	68	53	4	(Z)	21	(Z)
	PRIVATE TRUCK	397	509	87	22	37	22	2	(Z)	129	9
	AIR	2	1	(Z)	57	86	68	(Z)	(Z)	(Z)	(Z)
	WATER	(Z)	(Z)	(Z)	100	100	100	(Z)	(Z)	-	-
	PIPELINE	39	5	1	20	21	20	(Z)	(Z)	1	(Z)
	PARCEL DELIVERY	16	3	(Z)	38	35	67	(Z)	(Z)	1	(Z)
2899	CHEMICALS AND CHEMICAL PREPARATIONS, NEC	5 056	17 420	6 147	9	23	22	309	178	2 849	887
	RAIL	1 168	4 808	2 576	15	24	17	177	112	442	302
	MOTOR CARRIER	2 109	6 308	2 117	13	29	31	91	55	577	168
	MOTOR CARRIER, ICC	2 060	6 251	2 097	13	29	31	89	55	571	167
	MOTOR CARRIER, NON-ICC	49	58	20	25	38	31	2	(Z)	7	1
	PRIVATE TRUCK	1 204	4 462	1 044	17	32	39	42	11	1 612	116
	AIR	8	1	1	43	56	36	(Z)	(Z)	(Z)	(Z)
	WATER	228	1 481	402	43	79	69	-	-	215	301
	PIPELINE	63	236	2	86	88	89	-	-	-	-
	PARCEL DELIVERY	55	3	2	35	26	23	(Z)	(Z)	1	(Z)
	OTHER AND UNKNOWN	221	121	3	10	5	90	(Z)	(Z)	1	(Z)
28991	SALT, COMMON	304	6 785	1 966	39	42	52	164	51	548	76
	RAIL	38	1 229	448	63	60	58	108	35	195	29
	MOTOR CARRIER	190	3 270	1 197	48	53	54	42	11	231	31
	MOTOR CARRIER, ICC	190	3 270	1 197	48	53	54	42	11	231	31
	PRIVATE TRUCK	66	1 143	289	38	43	67	15	5	122	15
	WATER	8	1 073	31	100	100	100	-	-	-	-
	OTHER AND UNKNOWN	2	70	-	-	-	-	-	-	-	-
28994	FATTY ACIDS	558	2 584	949	43	42	43	6	5	138	170
	RAIL	242	565	459	45	34	51	-	-	85	132
	MOTOR CARRIER	217	1 160	160	45	73	47	6	5	34	25
	MOTOR CARRIER, ICC	216	1 159	160	44	73	47	6	5	34	25
	MOTOR CARRIER, NON-ICC	(Z)	(Z)	(Z)	100	100	100	-	-	-	-
	PRIVATE TRUCK	91	846	329	59	86	90	-	-	18	13
	AIR	(Z)	(Z)	(Z)	100	100	100	-	-	-	-
	WATER	(Z)	(Z)	(Z)	-	-	-	-	-	-	-
	PIPELINE	5	11	(Z)	100	100	100	-	-	-	-
	PARCEL DELIVERY	(Z)	(Z)	(Z)	58	51	68	(Z)	(Z)	(Z)	(Z)
	OTHER AND UNKNOWN	3	2	(Z)	47	38	90	-	-	1	(Z)
28995	WATER TREATING COMPOUNDS	456	438	140	38	44	48	9	3	57	13
	RAIL	4	5	3	100	100	100	-	-	-	-
	MOTOR CARRIER	173	134	63	43	32	32	1	(Z)	42	9



TONS (THOUSANDS) AND TON-MILES (MILLIONS) BY DIVISION OF ORIGIN--CON.

EAST NORTH CENTRAL		WEST NORTH CENTRAL		SOUTH ATLANTIC		EAST SOUTH CENTRAL		WEST SOUTH CENTRAL		MOUNTAIN		PACIFIC		DESTINATION UNKNOWN	TCC CODE AND MOT
TONS	TON-MILES	TONS	TON-MILES	TONS	TON-MILES	TONS	TON-MILES	TONS	TON-MILES	TONS	TON-MILES	TONS	TON-MILES	TONS	
337	41	62	16	885	67	379	11	9	2	3	4	1 038	172	-	28719
29	10	26	8	11	7	35	(Z)	-	-	-	-	-	-	-	RAIL
167	21	28	8	259	31	(Z)	(Z)	9	2	3	4	897	168	-	M.C.
148	13	28	7	35	10	(Z)	(Z)	9	2	3	4	(Z)	1	-	ICC
19	8	(Z)	1	224	21	-	-	-	-	-	-	897	167	-	N-ICC
141	10	8	1	616	29	344	10	-	-	-	-	140	4	-	P.T.
(Z)	(Z)	-	-	(Z)	(Z)	-	-	-	-	-	-	-	-	-	P.O.
589	219	346	175	3 562	378	251	82	562	276	68	57	453	224	23	28799
54	37	60	18	1 510	59	87	31	119	80	15	24	24	37	-	RAIL
377	171	214	118	1 711	289	150	48	358	179	40	32	385	173	10	M.C.
376	171	214	118	1 609	269	145	47	346	173	38	29	236	156	10	ICC
(Z)	(Z)	(Z)	(Z)	102	20	5	1	12	6	2	2	148	18	-	N-ICC
158	11	70	38	335	30	14	3	80	14	12	2	41	7	-	P.T.
(Z)	(Z)	(Z)	(Z)	(Z)	(Z)	(Z)	(Z)	4	2	(Z)	(Z)	(Z)	(Z)	-	AIR
-	-	-	-	-	-	-	-	(Z)	(Z)	-	-	2	6	-	WATER
(Z)	(Z)	2	1	1	(Z)	(Z)	(Z)	1	1	(Z)	(Z)	(Z)	(Z)	-	P.O.
(Z)	(Z)	-	-	5	(Z)	-	-	(Z)	(Z)	-	-	(Z)	(Z)	12	OT-UK
3 090	1 317	3 531	1 330	1 911	907	1 672	424	4 046	959	2 199	832	2 753	1 044	172	289
610	430	1 126	373	693	426	553	279	685	217	438	181	389	360	18	RAIL
1 691	703	1 689	634	936	340	290	97	1 890	353	1 394	569	760	492	1	M.C.
1 640	698	1 687	632	894	320	289	97	1 853	351	1 394	569	740	483	1	ICC
50	5	3	1	41	21	1	(Z)	37	2	(Z)	(Z)	21	9	-	N-ICC
721	151	714	322	279	139	813	48	1 101	382	366	81	673	76	(Z)	P.T.
(Z)	(Z)	2	2	(Z)	(Z)	(Z)	(Z)	(Z)	(Z)	(Z)	(Z)	2	3	-	AIR
34	31	-	-	1	(Z)	-	-	146	2	-	-	927	110	(Z)	WATER
-	-	-	-	-	-	17	-	223	2	-	-	-	-	-	PIPE
33	2	1	(Z)	2	1	(Z)	(Z)	1	1	1	1	1	1	(Z)	P.O.
(Z)	(Z)	(Z)	(Z)	1	(Z)	-	-	(Z)	(Z)	-	-	1	2	153	OT-UK
655	151	499	217	399	140	217	41	253	146	120	114	624	229	42	28911
(Z)	(Z)	83	33	16	10	-	-	38	31	(Z)	(Z)	(Z)	1	-	RAIL
451	128	352	166	355	118	160	34	199	109	116	112	261	135	(Z)	M.C.
441	125	351	166	326	102	160	34	183	108	116	112	261	135	(Z)	ICC
10	2	1	(Z)	30	16	-	-	16	(Z)	-	-	(Z)	(Z)	-	N-ICC
168	22	62	17	25	12	57	7	15	5	3	2	338	36	(Z)	P.T.
(Z)	(Z)	1	1	(Z)	(Z)	(Z)	(Z)	(Z)	(Z)	(Z)	(Z)	2	1	-	AIR
-	-	-	-	(Z)	(Z)	-	-	-	-	-	-	22	56	-	WATER
35	1	(Z)	(Z)	(Z)	(Z)	(Z)	(Z)	1	1	1	1	(Z)	(Z)	-	P.O.
(Z)	(Z)	(Z)	(Z)	1	(Z)	-	-	(Z)	(Z)	-	-	(Z)	(Z)	42	OT-UK
116	81	40	23	143	77	308	25	45	27	49	39	13	26	1	28921
19	3	-	-	4	1	-	-	6	3	-	-	-	-	-	RAIL
80	72	26	11	90	61	36	14	23	22	33	31	13	26	1	M.C.
80	72	25	10	88	59	35	14	23	22	33	31	13	26	1	ICC
-	-	1	1	2	2	1	(Z)	-	-	(Z)	(Z)	(Z)	(Z)	-	N-ICC
16	6	14	12	49	15	273	11	17	3	15	8	(Z)	(Z)	-	P.T.
(Z)	(Z)	(Z)	(Z)	(Z)	(Z)	-	-	-	-	(Z)	(Z)	(Z)	(Z)	-	AIR
(Z)	(Z)	(Z)	(Z)	(Z)	(Z)	-	-	(Z)	(Z)	(Z)	(Z)	(Z)	(Z)	-	P.O.
342	70	34	11	49	18	15	5	78	19	13	2	44	18	2	28931
87	16	19	8	25	6	7	3	13	10	11	2	29	16	-	RAIL
79	16	18	8	25	6	7	3	13	10	11	2	21	16	-	M.C.
8	(Z)	1	(Z)	-	-	-	-	-	-	-	-	8	(Z)	-	ICC
255	54	14	3	23	12	6	1	65	9	2	(Z)	15	1	-	N-ICC
(Z)	(Z)	1	(Z)	-	-	-	-	(Z)	(Z)	-	-	(Z)	(Z)	-	P.T.
-	-	-	-	-	-	-	-	-	-	-	-	(Z)	(Z)	-	AIR
(Z)	(Z)	(Z)	(Z)	2	(Z)	1	(Z)	(Z)	(Z)	(Z)	(Z)	(Z)	(Z)	(Z)	WATER
(Z)	(Z)	-	-	(Z)	(Z)	-	-	(Z)	(Z)	-	-	(Z)	(Z)	(Z)	P.O.
2 085	1 119	2 746	986	1 168	592	672	334	3 637	795	1 717	597	2 100	658	136	2899
669	486	980	317	614	373	555	281	617	196	385	162	350	347	18	RAIL
1 120	547	1 185	409	242	109	70	33	1 613	217	1 049	374	361	204	-	M.C.
1 115	545	1 185	409	235	105	70	33	1 591	216	1 049	374	345	194	-	ICC
5	2	(Z)	(Z)	7	4	(Z)	(Z)	22	2	-	-	16	10	-	N-ICC
261	54	580	259	311	110	36	19	1 036	376	283	62	302	38	(Z)	P.T.
(Z)	(Z)	(Z)	(Z)	(Z)	(Z)	(Z)	(Z)	(Z)	(Z)	(Z)	(Z)	(Z)	(Z)	1	AIR
35	31	-	-	-	-	-	-	145	4	-	-	1 086	66	(Z)	WATER
(Z)	(Z)	-	-	-	-	11	(Z)	225	2	-	-	-	-	-	PIPE
-	-	-	-	(Z)	1	(Z)	(Z)	(Z)	(Z)	(Z)	(Z)	(Z)	(Z)	-	P.O.
-	-	-	-	(Z)	(Z)	-	-	(Z)	(Z)	-	-	1	2	118	OT-UK
563	314	1 751	597	146	51	29	26	138	19	1 637	526	1 739	307	70	28991
71	40	169	34	110	38	20	19	-	-	348	130	208	123	-	RAIL
489	274	1 081	355	36	13	9	7	125	18	1 012	340	245	147	-	M.C.
489	274	1 081	355	36	13	9	7	125	18	1 012	340	245	147	-	ICC
3	(Z)	500	208	-	-	-	-	13	(Z)	277	56	213	5	-	P.T.
-	-	-	-	-	-	-	-	-	-	-	-	1 073	31	-	WATER
-	-	-	-	-	-	-	-	-	-	-	-	-	-	70	OT-UK
248	180	15	11	169	75	227	91	1 661	350	(Z)	(Z)	119	66	1	28994
151	130	5	2	60	32	205	87	30	18	-	-	31	58	-	RAIL
72	37	10	9	98	41	6	2	879	38	(Z)	(Z)	54	5	-	M.C.
72	37	10	9	98	41	6	2	879	38	(Z)	(Z)	54	5	-	ICC
-	-	-	-	-	-	-	-	-	-	-	-	(Z)	(Z)	-	N-ICC
25	13	-	-	11	3	6	2	752	294	-	-	34	3	-	P.T.
-	-	-	-	-	-	-	-	-	-	-	-	(Z)	(Z)	-	AIR
-	-	-	-	-	-	-	-	-	-	-	-	(Z)	(Z)	-	WATER
(Z)	(Z)	-	-	-	-	11	(Z)	-	-	-	-	-	-	-	PIPE
-	-	-	-	(Z)	(Z)	-	-	-	-	-	-	-	-	-	P.O.
-	-	-	-	-	-	-	-	-	-	-	-	-	-	1	OT-UK
27	15	42	24	129	5	2	1	163	72	5	5	1	2	5	28995
-	-	5	3	-	-	-	-	-	-	-	-	-	-	-	RAIL
15	7	20	11	6	2	2	1	44	26	5	5	1	2	-	M.C.

TABLE 2. SHIPMENTS BY MANUFACTURING ESTABLISHMENTS--COMMODITIES AND MEANS OF TRANSPORT BY DESTINATION: 1977--CON.

TCC CODE	COMMODITY AND MEANS OF TRANSPORT	ALL SHIPMENTS						TONS (THOUSANDS) AND TON-MILES (MILLIONS) BY DIVISION OF DESTINATION					
		VALUE (MILLION DOLLARS) (A)	TONS (THOUSANDS) (B)	TON-MILES (MILLIONS) (C)	STANDARD ERROR (PERCENT) FOR COLUMNS--			NEW ENGLAND		MIDDLE ATLANTIC			
					(A)	(B)	(C)	TONS	TON-MILES	TONS	TON-MILES		
28995	WATER TREATING COMPOUNDS												
	MOTOR CARRIER, ICC	173	134	63	43	32	32	1	(Z)	42	9		
	PRIVATE TRUCK	263	294	74	77	74	87	8	3	15	4		
	AIR	(Z)	(Z)	(Z)	99	100	98						
	PARCEL DELIVERY	1	(Z)	(Z)	85	70	68	(Z)	(Z)	(Z)	(Z)		
	OTHER AND UNKNOWN	15	5		16	16							
28996	BLACKS	531	2 277	1 239	17	25	13	44	55	128	146		
	RAIL	400	1 911	981	16	29	16	29	32	94	108		
	MOTOR CARRIER	114	318	239	19	22	13	14	22	34	38		
	MOTOR CARRIER, ICC	113	315	239	19	22	13	14	22	34	38		
	MOTOR CARRIER, NON-ICC	1	3	(Z)	100	100	100						
	PRIVATE TRUCK	13	3	19	42	48	35	1	(Z)	(Z)	(Z)		
	AIR	(Z)	(Z)	(Z)	89	82	91			(Z)	(Z)		
	WATER	4	9	1	60	67	68						
	PARCEL DELIVERY	(Z)	(Z)	(Z)	86	55	77	(Z)	(Z)				
	OTHER AND UNKNOWN	(Z)	(Z)		100	100							
28999	CHEMICAL PRODUCTS, NEC, EXC. SEALANTS	3 039	5 253	1 804	15	23	19	84	63	1 938	477		
	RAIL	475	1 080	672	26	26	21	40	44	69	33		
	MOTOR CARRIER	1 382	1 417	452	18	35	17	27	17	232	64		
	MOTOR CARRIER, ICC	1 341	1 363	433	19	35	18	26	17	225	63		
	MOTOR CARRIER, NON-ICC	41	54	20	27	40	31	2	(Z)	6	1		
	PRIVATE TRUCK	652	2 086	305	27	36	31	17	2	1 421	79		
	AIR	7	1	1	32	35	43			(Z)	(Z)		
	WATER	216	398	370	47	51	80			215	301		
	PIPELINE	58	225	2	97	95	93						
	PARCEL DELIVERY	51	2	2	37	28	30	(Z)	(Z)	1	(Z)		
	OTHER AND UNKNOWN	198	43	(Z)	12	12	56	(Z)	(Z)	(Z)	(Z)		
29	PETROLEUM AND COAL PRODUCTS	100 337	997 731	220 056	9	11	12	26 206	13 009	122 775	38 131		
	RAIL	6 292	67 495	19 540	13	20	21	2 217	944	9 348	2 273		
	MOTOR CARRIER	9 552	82 604	11 982	12	14	20	702	149	12 226	2 153		
	MOTOR CARRIER, ICC	8 751	72 005	11 448	12	15	21	699	149	11 826	2 143		
	MOTOR CARRIER, NON-ICC	801	10 599	534	12	18	17	3	(Z)	401	10		
	PRIVATE TRUCK	9 101	166 881	11 322	18	16	24	8 008	93	34 419	1 816		
	AIR	6	17	4	53	49	64			(Z)	(Z)		
	WATER	22 896	236 393	109 271	9	9	21	15 278	11 623	34 700	25 397		
	PIPELINE	48 745	426 422	67 881	12	14	22			32 081	6 493		
	PARCEL DELIVERY	16	4	2	35	26	33			(Z)	(Z)		
	OTHER AND UNKNOWN	3 730	17 915	52	6	16	45	(Z)	(Z)	(Z)	(Z)		
291	PRODUCTS OF PETROLEUM REFINING	91 739	810 818	200 910	10	12	13	16 725	12 338	80 720	33 948		
	RAIL	3 558	29 257	11 772	19	26	30	147	128	1 451	1 318		
	MOTOR CARRIER	7 324	54 506	8 221	13	16	25	300	95	6 095	573		
	MOTOR CARRIER, ICC	6 929	51 465	8 023	14	17	25	300	95	6 094	573		
	MOTOR CARRIER, NON-ICC	395	3 041	198	13	17	25			2	(Z)		
	PRIVATE TRUCK	6 776	54 861	6 506	22	23	29	68	14	4 093	956		
	AIR	3	3	1	67	68	84			(Z)	(Z)		
	WATER	22 564	232 192	106 953	9	10	21	16 210	12 100	36 988	24 605		
	PIPELINE	48 644	424 899	67 418	12	14	22			32 093	6 495		
	PARCEL DELIVERY	10	3	2	41	38	40	(Z)	(Z)	(Z)	(Z)		
	OTHER AND UNKNOWN	2 860	15 096	39	8	18	59	(Z)	(Z)	(Z)	(Z)		
2911	PETROLEUM REFINING PRODUCTS	87 565	782 461	196 223	10	12	13	16 622	12 275	79 183	33 769		
	RAIL	2 790	23 949	9 433	24	30	35	47	65	1 324	1 205		
	MOTOR CARRIER	6 865	52 503	8 012	14	17	25	301	96	5 568	520		
	MOTOR CARRIER, ICC	6 506	49 611	7 827	15	17	26	301	96	5 566	520		
	MOTOR CARRIER, NON-ICC	360	2 891	185	14	19	25			2	(Z)		
	PRIVATE TRUCK	6 484	52 116	6 244	23	24	30	64	14	3 986	948		
	AIR	3	3	1	67	68	84			(Z)	(Z)		
	WATER	22 392	231 458	106 545	9	10	21	16 210	12 100	36 988	24 605		
	PIPELINE	46 757	409 839	65 956	13	15	22			31 317	6 492		
	PARCEL DELIVERY	10	3	1	41	38	40	(Z)	(Z)	(Z)	(Z)		
	OTHER AND UNKNOWN	2 263	12 591	31	10	22	71	(Z)	(Z)	(Z)	(Z)		
29111	GASOLINE AND JET FUELS	50 913	420 947	105 458	12	14	15	9 678	9 624	47 839	17 399		
	RAIL	104	725	416	39	43	40						
	MOTOR CARRIER	2 152	17 153	2 992	25	24	46			2 206	128		
	MOTOR CARRIER, ICC	2 129	17 061	2 974	25	24	46			2 206	128		
	MOTOR CARRIER, NON-ICC	23	92	18	25	29	40						
	PRIVATE TRUCK	2 811	23 441	2 866	34	33	48			1 337	19		
	AIR	(Z)	(Z)	(Z)	90	72	87						
	WATER	11 664	97 095	56 629	10	10	21	9 678	9 624	18 750	11 842		
	PIPELINE	33 817	281 979	42 555	13	16	27			25 545	5 411		
	OTHER AND UNKNOWN	365	555	(Z)			100						
29112	KEROSENE	767	6 057	986	16	23	31	23	43	480	345		
	RAIL	44	226	232	69	73	90						
	MOTOR CARRIER	6	52	3	30	29	47						
	MOTOR CARRIER, ICC	6	52	3	30	29	47						
	PRIVATE TRUCK	27	165	11	32	24	43			15	1		
	WATER	161	1 745	584	67	69	36	23	43	315	322		
	PIPELINE	322	2 773	157	24	32	47			151	23		
	OTHER AND UNKNOWN	207	1 096										
29113	DISTILLATE FUEL OIL	18 082	179 194	50 650	14	15	18	5 820	2 328	20 072	10 488		
	RAIL	1 034	10 832	2 103	39	39	54			182	9		
	MOTOR CARRIER	1 117	9 595	1 342	19	20	39			1 206	109		
	MOTOR CARRIER, ICC	1 103	9 521	1 336	19	20	39			1 206	109		
	MOTOR CARRIER, NON-ICC	15	74	5	45	57	57						
	PRIVATE TRUCK	1 224	10 096	949	25	28	46				271	6	
	AIR	4 401	51 567	28 237	15	15	30	5 820	2 328	12 799	9 306		
	WATER	10 002	96 364	18 019	18	17	29			5 614	1 059		
	PIPELINE	(Z)	(Z)	(Z)	100	100	100			(Z)	(Z)		
	PARCEL DELIVERY	(Z)	(Z)	(Z)									
	OTHER AND UNKNOWN	304	740	(Z)			100						
29114	PETROLEUM LUBRICATING AND SIMILAR OILS	2 892	11 252	4 237	12	17	14	141	52	1 294	624		



TONS (THOUSANDS) AND TON-MILES (MILLIONS) BY DIVISION OF DESTINATION--CON.

EAST NORTH CENTRAL		WEST NORTH CENTRAL		SOUTH ATLANTIC		EAST SOUTH CENTRAL		WEST SOUTH CENTRAL		MOUNTAIN		PACIFIC		DESTINATION UNKNOWN	TCC CODE AND MOT	
TONS	TON-MILES	TONS	TON-MILES	TONS	TON-MILES	TONS	TON-MILES	TONS	TON-MILES	TONS	TON-MILES	TONS	TON-MILES	TONS		
15	7	20	11	6	2	2	1	44	26	5	5	1	2	-	28995	
12	8	16	10	123	3	-	-	119	46	-	-	-	-	-	ICC	
(Z)	(Z)	-	-	-	-	(Z)	(Z)	(Z)	(Z)	(Z)	(Z)	(Z)	(Z)	-	P.T.	
(Z)	(Z)	(Z)	(Z)	(Z)	(Z)	-	-	(Z)	(Z)	(Z)	(Z)	(Z)	(Z)	-	AIR	
-	-	-	-	-	-	-	-	-	-	-	-	-	-	-	P.O.	
-	-	-	-	-	-	-	-	-	-	-	-	-	-	-	5	OT-UK
459	378	695	221	197	163	300	161	418	84	13	5	22	26	(Z)	28996	
295	237	692	219	176	147	266	146	332	65	12	4	15	22	-	RAIL	
159	137	2	2	12	11	26	11	67	16	-	-	4	2	-	M.C.	
159	137	2	2	12	11	26	11	64	16	-	-	4	2	-	ICC	
-	-	-	-	-	-	-	-	3	(Z)	-	-	-	-	-	N-ICC	
6	4	1	(Z)	9	5	8	4	10	2	1	1	3	2	-	P.T.	
(Z)	(Z)	-	-	-	-	-	-	-	-	-	-	-	-	-	AIR	
-	-	(Z)	(Z)	(Z)	(Z)	-	-	9	1	-	-	-	-	(Z)	WATER	
-	-	-	-	-	-	-	-	(Z)	(Z)	-	-	(Z)	(Z)	-	P.O.	
-	-	-	-	-	-	-	-	-	-	-	-	-	-	(Z)	OT-UK	
783	230	242	133	513	289	113	55	1 247	259	60	59	212	239	60	28999	
152	79	110	60	261	152	65	29	246	103	25	27	95	143	18	RAIL	
385	92	71	33	89	40	26	12	499	118	32	29	56	48	-	M.C.	
381	90	71	33	81	36	26	12	480	117	32	29	41	37	-	ICC	
4	2	(Z)	(Z)	7	4	-	-	19	2	-	-	15	10	-	N-ICC	
211	27	61	40	164	97	22	13	141	33	3	3	46	12	(Z)	P.T.	
(Z)	(Z)	-	-	(Z)	(Z)	(Z)	(Z)	(Z)	(Z)	(Z)	(Z)	(Z)	(Z)	-	AIR	
35	31	-	-	-	-	-	-	135	3	-	-	13	35	-	WATER	
-	-	-	-	-	-	-	-	225	2	-	-	-	-	-	PIPE	
(Z)	(Z)	(Z)	(Z)	(Z)	(Z)	(Z)	(Z)	(Z)	(Z)	(Z)	(Z)	(Z)	(Z)	-	P.O.	
-	-	-	-	(Z)	(Z)	-	-	(Z)	(Z)	-	-	-	-	(Z)	OT-UK	
162 481	31 391	71 768	20 941	74 998	42 352	47 868	7 547	278 542	22 726	30 214	7 118	164 996	36 842	17 883	29	
19 080	5 042	3 856	1 931	6 049	2 150	3 007	1 377	18 647	2 875	2 987	1 145	2 304	1 804	-	RAIL	
18 123	2 068	10 230	1 743	9 379	899	5 376	715	8 035	1 247	5 041	1 835	13 361	1 173	130	M.C.	
17 625	2 035	9 776	1 645	3 994	811	5 220	664	7 506	1 215	5 013	1 825	10 333	961	14	ICC	
498	33	454	98	5 386	88	155	51	529	32	28	11	3 028	212	-	N-ICC	
24 203	1 230	13 834	1 736	7 847	604	10 038	518	16 196	1 475	9 297	2 026	41 736	1 825	1 304	P.T.	
13	2	(Z)	(Z)	(Z)	(Z)	-	-	3	1	-	-	1	2	-	AIR	
17 392	5 858	4 192	1 942	45 271	33 950	25 961	3 444	69 544	7 512	-	-	23 998	19 345	-	WATER	
83 669	17 191	39 654	13 589	6 357	4 728	3 487	1 493	164 449	9 598	12 890	2 111	83 584	12 679	251	PIPE	
1	(Z)	1	1	(Z)	(Z)	(Z)	(Z)	(Z)	(Z)	(Z)	1	(Z)	(Z)	-	P.O.	
(Z)	(Z)	(Z)	(Z)	94	21	(Z)	(Z)	1 668	17	(Z)	(Z)	10	14	16 143	OT-UK	
131 711	27 471	65 547	19 887	56 023	38 881	40 076	6 786	244 640	19 485	29 104	6 943	129 830	35 172	16 444	291	
7 774	2 288	3 716	1 960	1 440	972	1 910	900	8 485	2 121	3 010	919	1 324	1 207	-	RAIL	
15 108	1 553	8 835	1 470	2 291	433	4 228	549	6 701	958	5 328	1 838	5 487	751	133	M.C.	
14 971	1 592	8 678	1 462	2 286	433	4 175	499	6 457	950	5 328	1 838	3 162	630	13	ICC	
137	10	157	8	5	(Z)	53	50	245	7	-	-	2 325	122	120	N-ICC	
7 821	683	8 593	681	1 885	392	4 640	413	7 630	549	4 788	1 794	14 017	1 023	1 327	P.T.	
(Z)	(Z)	(Z)	(Z)	(Z)	(Z)	-	-	3	1	-	-	-	-	-	AIR	
16 460	5 714	4 047	1 852	45 065	33 563	25 802	3 432	63 933	6 308	-	-	23 632	19 378	-	WATER	
84 547	17 272	40 356	13 924	5 247	3 500	3 496	1 491	157 565	9 539	15 978	2 392	85 364	12 806	254	PIPE	
1	(Z)	1	1	(Z)	(Z)	(Z)	(Z)	(Z)	(Z)	(Z)	1	(Z)	(Z)	-	P.O.	
(Z)	(Z)	(Z)	(Z)	94	21	(Z)	(Z)	322	10	(Z)	(Z)	6	8	14 674	OT-UK	
128 575	26 763	65 094	19 643	54 893	38 488	38 846	6 363	227 364	17 156	28 924	6 758	128 972	35 008	13 989	2911	
7 178	2 045	3 436	1 733	909	624	1 043	513	5 860	1 237	2 943	857	1 208	1 155	-	RAIL	
14 663	1 531	8 754	1 470	2 149	417	4 193	547	6 257	908	5 325	1 838	5 159	686	133	M.C.	
14 527	1 521	8 598	1 462	2 144	417	4 141	498	6 054	903	5 325	1 838	2 941	573	13	ICC	
136	10	156	8	5	(Z)	52	49	204	5	-	-	2 218	113	120	N-ICC	
7 199	638	8 507	666	1 730	367	4 340	392	6 524	450	4 781	1 793	13 777	978	1 209	P.T.	
(Z)	(Z)	(Z)	(Z)	(Z)	(Z)	-	-	3	1	-	-	-	-	-	AIR	
16 093	5 415	4 047	1 852	45 019	33 563	25 796	3 431	63 618	6 201	-	-	23 632	19 378	-	WATER	
83 440	17 134	40 349	13 921	4 993	3 497	3 473	1 481	144 949	8 358	15 874	2 270	85 192	12 805	254	PIPE	
1	(Z)	1	1	(Z)	(Z)	(Z)	(Z)	(Z)	(Z)	(Z)	(Z)	(Z)	(Z)	-	P.O.	
(Z)	(Z)	(Z)	(Z)	94	21	(Z)	(Z)	153	2	(Z)	(Z)	6	8	12 338	OT-UK	
78 879	14 676	36 980	10 899	28 236	18 584	15 268	3 917	117 345	8 836	19 823	4 428	65 184	17 094	1 716	29111	
1	(Z)	12	10	347	233	-	-	156	54	93	27	117	93	-	RAIL	
3 612	342	3 151	487	200	66	1 414	235	2 422	342	3 756	1 365	379	29	13	M.C.	
3 612	342	3 151	487	200	66	1 387	227	2 417	342	3 756	1 365	320	19	13	ICC	
-	-	-	-	-	-	27	8	5	(Z)	-	-	59	10	-	N-ICC	
2 320	108	4 454	379	662	93	2 012	194	2 955	195	3 732	1 207	5 059	671	909	P.T.	
(Z)	(Z)	-	-	-	-	-	-	-	-	-	-	-	-	-	AIR	
10 452	3 255	3 133	1 430	22 542	14 973	8 395	2 011	15 008	2 060	-	-	9 136	11 434	-	WATER	
62 494	10 971	26 229	8 593	4 485	3 219	3 447	1 477	96 804	6 186	12 243	1 830	50 493	4 867	239	PIPE	
-	-	-	-	-	-	-	-	-	-	-	-	(Z)	(Z)	555	OT-UK	
796	86	105	20	184	20	61	5	3 075	135	-	-	236	332	1 096	29112	
-	-	-	-	-	-	-	-	74	22	-	-	152	210	-	RAIL	
2	(Z)	-	-	-	-	10	1	29	1	-	-	10	(Z)	-	M.C.	
2	(Z)	-	-	-	-	10	1	29	1	-	-	10	(Z)	-	ICC	
27	1	9	(Z)	42	2	43	2	6	(Z)	-	-	24	4	-	P.T.	
-	-	8	3	81	17	8	2	1 259	80	-	-	50	118	-	WATER	
767	85	88	17	61	1	-	-	1 707	32	-	-	-	-	-	PIPE	
-	-	-	-	-	-	-	-	-	-	-	-	-	-	-	OT-UK	
31 060	7 925	14 284	4 421	14 118	11 891	2 758	335	54 266	3 424	6 395	1 346	29 519	8 492	902	29113	
3 987	372	2 417	1 231	-	-	12	5	2 934	299	1 187	138	111	50	-	RAIL	
3 661	436	1 494	302	473	72	1 039	110	503	66	653	226	565	21	-	M.C.	
3 623	433	1 473	302	473	72	1 039	110	502	65	633	226	551	20	-	ICC	
38	3	21	(Z)	-	-	(Z)	(Z)	1	(Z)	-	-	14	2	-	N-ICC	
1 965	75	1 544	80	459	35	541	43	1 624	104	924	542	2 628	65	139	P.T.	
1 877	984	873	398													



TABLE 2. SHIPMENTS BY MANUFACTURING ESTABLISHMENTS--COMMOITIES AND MEANS OF TRANSPORT BY DESTINATION: 1977--CON.

TCC CODE	COMMOITY AND MEANS OF TRANSPORT	ALL SHIPMENTS						TONS (THOUSANDS) AND TON-MILES (MILLIONS) BY DIVISION OF DESTINATION					
		VALUE (MILLION DOLLARS) (A)	TONS (THOU- SANDS) (B)	TON- MILES (MIL- LIONS) (C)	STANDARD ERROR (PERCENT) FOR COLUMNS--			NEW ENGLAND		MIDOLE ATLANTIC			
					(A)	(B)	(C)	TONS	TON- MILES	TONS	TON- MILES		
29114	PETROLEUM LUBRICATING AND SIMILAR OILS . . . . .												
	RAIL . . . . .	550	2 492	1 574	10	12	10	13	18	71	34		
	MOTOR CARRIER . . . . .	1 258	3 490	1 265	15	17	15	65	20	507	62		
	MOTOR CARRIER, ICC . . . . .	1 173	3 263	1 255	15	16	16	65	20	505	61		
	MOTOR CARRIER, NON-ICC . . . . .	86	227	10	34	39	36	-	-	2	(Z)		
	PRIVATE TRUCK . . . . .	594	1 864	222	21	31	13	64	14	335	16		
	AIR . . . . .	1	2	1	87	94	89	-	-	(Z)	(Z)		
	WATER . . . . .	435	3 123	1 145	39	48	42	-	-	374	512		
	PIPELINE . . . . .	24	175	2	12	49	63	-	-	7	(Z)		
	PARCEL DELIVERY . . . . .	8	2	1	63	51	55	(Z)	(Z)	(Z)	(Z)		
	OTHER AND UNKNOWN . . . . .	22	105	27	65	86	76	-	-	-	-		
29115	PETROLEUM LUBRICATING GREASES . . . . .	386	667	235	27	22	20	23	16	65	11		
	RAIL . . . . .	18	62	42	40	51	53	(Z)	(Z)	1	1		
	MOTOR CARRIER . . . . .	202	296	118	36	31	27	23	16	54	10		
	MOTOR CARRIER, ICC . . . . .	196	279	117	38	32	28	23	16	54	10		
	MOTOR CARRIER, NON-ICC . . . . .	6	18	2	38	56	53	-	-	-	-		
	PRIVATE TRUCK . . . . .	151	300	71	22	20	31	-	-	10	1		
	AIR . . . . .	2	(Z)	(Z)	75	76	81	-	-	-	-		
	WATER . . . . .	1	1	1	89	85	99	-	-	-	-		
	PARCEL DELIVERY . . . . .	2	1	(Z)	54	69	69	(Z)	(Z)	(Z)	(Z)		
	OTHER AND UNKNOWN . . . . .	10	7	1	51	70	93	(Z)	(Z)	-	-		
29116	ASPHALT PITCHES AND TARS FROM PETROLEUM . . . . .	2 249	40 901	5 336	20	33	36	14	3	1 362	941		
	RAIL . . . . .	271	4 516	1 700	42	48	63	-	-	259	69		
	MOTOR CARRIER . . . . .	865	9 808	972	24	25	34	14	3	194	25		
	MOTOR CARRIER, ICC . . . . .	743	8 102	914	25	29	36	14	3	194	25		
	MOTOR CARRIER, NON-ICC . . . . .	122	1 705	58	30	29	34	-	-	-	-		
	PRIVATE TRUCK . . . . .	802	9 785	1 376	30	32	44	-	-	909	847		
	WATER . . . . .	223	15 534	1 285	42	89	54	-	-	-	-		
	PIPELINE . . . . .	21	335	4	61	62	81	-	-	-	-		
	OTHER AND UNKNOWN . . . . .	67	923	-	-	-	-	-	-	-	-		
29117	PETROLEUM RESIOUAL FUEL OILS . . . . .	6 826	93 315	21 700	14	13	29	690	105	6 316	3 173		
	RAIL . . . . .	139	1 821	731	23	26	59	-	-	352	483		
	MOTOR CARRIER . . . . .	688	8 653	597	30	29	32	-	-	845	64		
	MOTOR CARRIER, ICC . . . . .	617	8 152	568	31	30	33	-	-	845	64		
	MOTOR CARRIER, NON-ICC . . . . .	71	501	29	45	44	54	-	-	-	-		
	PRIVATE TRUCK . . . . .	364	4 119	426	19	14	30	-	-	467	13		
	WATER . . . . .	3 519	52 739	16 659	21	19	35	690	105	4 651	2 613		
	PIPELINE . . . . .	1 394	17 581	3 286	29	27	62	-	-	-	-		
	OTHER AND UNKNOWN . . . . .	721	8 402	(Z)	32	32	100	-	-	-	-		
29119	PETROLEUM REFINING PROOUCTS, NEC . . . . .	5 451	30 128	7 621	14	19	18	233	103	1 754	789		
	RAIL . . . . .	628	3 276	2 635	25	22	26	34	47	459	610		
	MOTOR CARRIER . . . . .	577	3 456	722	22	21	31	199	56	556	124		
	MOTOR CARRIER, ICC . . . . .	539	3 181	660	25	23	35	199	56	556	124		
	MOTOR CARRIER, NON-ICC . . . . .	37	275	62	33	22	64	-	-	-	-		
	PRIVATE TRUCK . . . . .	512	2 347	323	29	18	43	-	-	641	45		
	AIR . . . . .	(Z)	1	(Z)	77	92	80	-	-	(Z)	(Z)		
	WATER . . . . .	1 990	9 654	2 005	28	35	47	-	-	99	10		
	PIPELINE . . . . .	1 177	10 632	1 933	29	33	54	-	-	-	-		
	PARCEL DELIVERY . . . . .	(Z)	(Z)	(Z)	59	54	52	-	-	(Z)	(Z)		
	OTHER AND UNKNOWN . . . . .	566	762	2	2	8	45	-	-	(Z)	(Z)		
29121	LIQUEFIED PETROLEUM AND COAL GASES * . . . . .	4 259	28 611	4 719	12	16	28	104	64	1 518	179		
	RAIL . . . . .	771	5 312	2 341	25	30	40	101	63	127	114		
	MOTOR CARRIER . . . . .	485	2 035	223	42	17	16	(Z)	(Z)	513	53		
	MOTOR CARRIER, ICC . . . . .	449	1 886	210	45	18	16	(Z)	(Z)	513	53		
	MOTOR CARRIER, NON-ICC . . . . .	36	150	13	33	47	48	-	-	(Z)	(Z)		
	PRIVATE TRUCK . . . . .	332	2 878	275	22	18	16	3	1	102	9		
	WATER . . . . .	175	759	410	55	64	64	-	-	-	-		
	PIPELINE . . . . .	1 889	15 093	1 462	21	27	30	-	-	776	3		
	OTHER AND UNKNOWN . . . . .	606	2 533	8	1	4	95	-	-	-	-		
295	ASPHALT PAVING AND ROOFING MATERIALS . . . . .	3 364	117 385	7 236	26	14	26	7 952	211	31 610	1 116		
	RAIL . . . . .	260	1 842	813	71	46	52	226	93	69	50		
	MOTOR CARRIER . . . . .	1 327	12 194	1 690	42	24	33	354	45	1 536	227		
	MOTOR CARRIER, ICC . . . . .	1 008	6 288	1 471	50	36	37	351	45	1 133	217		
	MOTOR CARRIER, NON-ICC . . . . .	318	5 905	219	27	37	41	3	(Z)	403	10		
	PRIVATE TRUCK . . . . .	1 761	103 186	4 716	13	16	39	7 372	73	30 005	838		
	AIR . . . . .	3	14	4	83	79	95	-	-	-	-		
	WATER . . . . .	2	63	13	81	96	75	-	-	-	-		
	PARCEL DELIVERY . . . . .	(Z)	(Z)	(Z)	52	68	73	-	-	(Z)	(Z)		
	OTHER AND UNKNOWN . . . . .	10	85	(Z)	8	5	79	-	-	-	-		
29511	ASPHALT PAVING BLOCKS AND MIXTURES * . . . . .	1 521	119 041	4 084	14	16	38	7 236	142	35 500	1 108		
	RAIL . . . . .	26	442	165	47	76	69	188	74	19	20		
	MOTOR CARRIER . . . . .	227	7 508	341	31	35	46	(Z)	(Z)	648	144		
	MOTOR CARRIER, ICC . . . . .	108	1 321	300	40	45	51	(Z)	(Z)	428	141		
	MOTOR CARRIER, NON-ICC . . . . .	119	6 187	42	49	47	42	-	-	220	3		
	PRIVATE TRUCK . . . . .	1 258	110 952	3 566	14	16	42	7 047	68	34 833	944		
	AIR . . . . .	(Z)	(Z)	(Z)	71	78	79	-	-	-	-		
	WATER . . . . .	3	78	11	100	100	100	-	-	-	-		
	OTHER AND UNKNOWN . . . . .	7	61	-	-	-	-	-	-	-	-		
2952	ASPHALT FELTS AND COATINGS . . . . .	1 881	10 934	2 355	44	32	42	493	81	977	136		
	RAIL . . . . .	210	1 377	621	74	52	57	71	34	49	29		
	MOTOR CARRIER . . . . .	1 094	6 105	1 285	47	36	38	343	42	854	101		
	MOTOR CARRIER, ICC . . . . .	872	4 773	1 111	54	43	42	340	42	690	95		
	MOTOR CARRIER, NON-ICC . . . . .	222	1 332	174	32	31	48	3	(Z)	163	6		
	PRIVATE TRUCK . . . . .	572	3 425	442	34	31	29	79	5	74	5		
	AIR . . . . .	2	13	2	86	79	95	-	-	-	-		
	WATER . . . . .	1	3	4	100	100	100	-	-	-	-		
	PARCEL DELIVERY . . . . .	(Z)	(Z)	(Z)	52	68	73	-	-	(Z)	(Z)		
	OTHER AND UNKNOWN . . . . .	2	11	(Z)	37	28	79	-	-	-	-		
29522	ASPHALT AND TAR CEMENTS AND COATINGS . . . . .	185	737	178	19	22	23	7	4	59	11		

TONS (THOUSANDS) AND TON-MILES (MILLIONS) BY DIVISION OF DESTINATION--CON.

EAST NORTH CENTRAL		WEST NORTH CENTRAL		SOUTH ATLANTIC		EAST SOUTH CENTRAL		WEST SOUTH CENTRAL		MOUNTAIN		PACIFIC		DESTINATION UNKNOWN	TCC CODE AND MOT
TONS	TON-MILES	TONS	TON-MILES	TONS	TON-MILES	TONS	TON-MILES	TONS	TON-MILES	TONS	TON-MILES	TONS	TON-MILES	TONS	
931	489	355	238	146	104	228	134	324	157	239	212	184	188	-	29114
758	264	314	137	315	118	154	82	652	157	92	70	633	356	-	RAIL
720	263	310	134	315	118	150	79	558	156	92	70	548	353	-	M.C.
38	2	4	2	-	-	4	3	94	(Z)	-	-	85	3	-	ICC
570	47	106	41	30	3	26	11	239	35	42	22	451	33	-	N-ICC
-	-	-	-	(Z)	(Z)	-	-	2	1	-	-	-	-	-	P.T.
16	(Z)	-	-	163	120	-	-	2 490	465	-	-	80	48	-	AIR
-	-	-	-	-	-	-	-	94	1	-	-	74	1	-	WATER
1	(Z)	1	1	(Z)	(Z)	(Z)	(Z)	(Z)	(Z)	(Z)	(Z)	(Z)	(Z)	-	PIPE
-	-	(Z)	(Z)	90	20	-	-	(Z)	(Z)	(Z)	(Z)	5	7	-	P.O.
-	-	-	-	-	-	-	-	-	-	-	-	-	-	9	OT-UK
171	52	22	9	111	52	26	14	196	39	17	16	33	26	3	29115
32	29	4	2	-	-	4	3	17	3	4	4	(Z)	(Z)	-	RAIL
37	12	16	6	19	6	15	8	101	29	11	10	20	20	(Z)	M.C.
37	12	15	6	19	6	13	6	89	29	11	10	17	20	(Z)	ICC
(Z)	(Z)	(Z)	(Z)	-	-	3	1	12	(Z)	-	-	3	(Z)	-	N-ICC
102	10	2	(Z)	88	44	7	3	78	7	2	1	12	4	(Z)	P.T.
(Z)	(Z)	(Z)	(Z)	-	-	-	-	(Z)	(Z)	-	-	-	-	-	AIR
-	-	-	-	-	-	-	-	(Z)	(Z)	-	-	-	-	-	WATER
(Z)	(Z)	(Z)	(Z)	(Z)	(Z)	(Z)	(Z)	(Z)	(Z)	-	-	(Z)	(Z)	-	P.D.
(Z)	(Z)	(Z)	(Z)	5	1	(Z)	(Z)	(Z)	(Z)	-	-	(Z)	(Z)	2	OT-UK
4 579	837	3 674	472	1 765	647	15 898	900	3 684	643	1 710	469	7 292	424	923	29116
1 035	600	163	74	121	17	107	35	1 335	395	1 244	398	252	112	-	RAIL
2 580	151	1 573	272	609	83	601	48	1 443	193	393	56	2 401	141	-	M.C.
2 541	149	1 552	271	609	83	601	48	1 421	192	393	56	777	87	-	ICC
40	2	21	1	-	-	(Z)	(Z)	21	1	-	-	1 624	54	-	N-ICC
745	84	1 938	126	68	34	686	57	888	55	73	15	4 477	158	-	P.T.
59	2	-	-	967	513	14 504	760	-	-	-	-	4	11	-	WATER
159	1	-	-	-	-	-	-	19	(Z)	-	-	157	3	-	PIPE
-	-	-	-	-	-	-	-	-	-	-	-	-	-	923	OT-UK
7 272	623	5 204	1 644	8 837	6 285	2 934	249	29 272	2 111	151	55	24 127	7 455	8 513	29117
585	83	315	46	10	8	32	11	409	62	74	29	44	8	-	RAIL
3 731	258	1 701	103	312	42	896	16	252	13	77	26	721	78	120	M.C.
3 710	255	1 590	99	312	42	896	14	223	13	77	26	499	56	-	ICC
21	3	110	4	-	-	-	-	29	(Z)	-	-	222	22	120	N-ICC
1 022	214	384	29	222	44	826	74	338	21	-	-	859	31	-	P.T.
1 935	68	32	22	8 067	6 189	1 179	150	26 063	1 968	-	-	10 122	5 544	-	WATER
-	-	2 772	1 443	227	2	-	-	2 201	47	-	-	12 380	1 794	-	PIPE
-	-	-	-	-	-	-	-	9	(Z)	-	-	-	-	8 393	OT-UK
3 543	1 764	4 049	1 763	898	645	1 492	717	15 723	1 151	456	140	1 154	549	827	29119
607	472	169	133	286	262	660	325	611	246	102	50	347	493	-	RAIL
282	67	506	162	220	30	64	51	855	107	344	84	429	40	-	M.C.
282	67	506	162	215	30	46	13	814	105	344	84	218	18	-	ICC
(Z)	(Z)	-	-	5	(Z)	18	37	41	2	-	-	211	22	-	N-ICC
448	100	69	11	160	110	198	7	396	32	9	6	266	11	161	P.T.
(Z)	(Z)	-	-	-	-	-	-	1	(Z)	-	-	-	-	-	AIR
1 754	1 106	-	-	228	239	571	335	6 956	312	-	-	1	3	46	WATER
452	18	3 304	1 457	4	3	-	-	6 762	453	-	-	110	2	-	PIPE
(Z)	(Z)	(Z)	(Z)	(Z)	(Z)	-	-	-	-	-	-	-	-	-	P.O.
-	-	-	-	-	-	-	-	143	2	-	-	-	-	620	OT-UK
3 175	718	475	247	1 153	406	1 236	425	17 405	2 343	151	171	911	166	2 483	29121
602	208	280	227	536	352	869	388	2 648	891	35	45	116	52	-	RAIL
448	25	86	1	146	18	36	2	466	54	4	2	336	68	-	M.C.
448	25	86	1	146	18	35	2	426	51	4	2	228	59	-	ICC
(Z)	(Z)	(Z)	(Z)	(Z)	(Z)	1	1	40	3	-	-	108	9	-	N-ICC
650	47	101	16	171	33	300	21	1 134	101	7	2	287	45	122	P.T.
369	300	-	-	47	(Z)	7	2	337	107	-	-	-	-	-	WATER
1 106	138	7	3	254	3	23	10	12 650	1 182	104	122	172	1	-	PIPE
-	-	-	-	-	-	-	-	171	8	-	-	-	-	2 361	OT-UK
18 833	977	8 921	2 036	10 776	478	8 379	234	9 499	1 225	4 503	353	16 830	606	82	295
344	114	307	100	211	77	168	69	312	102	91	64	114	145	-	RAIL
1 728	316	1 215	238	5 112	226	321	73	1 245	249	95	54	587	262	-	M.C.
1 507	297	1 012	213	789	163	207	71	961	224	94	52	234	189	-	ICC
221	19	203	25	4 322	63	114	2	285	25	2	1	353	73	-	N-ICC
16 748	546	7 399	1 698	5 392	166	7 891	92	7 939	875	4 316	235	16 125	193	-	P.T.
13	2	(Z)	(Z)	-	-	-	-	(Z)	(Z)	-	-	1	2	-	AIR
(Z)	(Z)	-	-	61	9	-	-	-	-	-	-	3	4	-	WATER
-	-	(Z)	(Z)	-	-	-	-	(Z)	(Z)	-	-	(Z)	(Z)	-	P.O.
-	-	-	-	-	-	-	-	3	(Z)	-	-	-	-	82	OT-UK
21 049	626	6 161	786	10 686	122	5 884	35	10 412	732	6 319	330	15 734	203	61	29511
112	41	49	13	63	11	-	-	10	4	1	1	(Z)	1	-	RAIL
216	20	556	63	5 626	42	177	3	269	46	(Z)	(Z)	15	23	-	M.C.
133	19	556	63	25	6	5	2	159	46	(Z)	(Z)	15	23	-	ICC
83	1	-	-	5 601	36	172	2	111	(Z)	-	-	-	-	-	N-ICC
20 722	566	5 556	711	4 919	57	5 707	31	10 132	682	6 317	329	15 719	179	-	P.T.
-	-	(Z)	(Z)	-	-	-	-	(Z)	(Z)	-	-	-	-	-	AIR
-	-	-	-	78	11	-	-	-	-	-	-	-	-	-	WATER
-	-	-	-	-	-	-	-	-	-	-	-	-	-	61	OT-UK
2 447	461	1 404	318	1 771	304	648	178	1 834	372	192	124	1 161	380	8	2952
241	76	236	79	138	60	160	65	293	94	87	61	102	123	-	RAIL
1 527	290	742	189	877	137	210	58	882	177	94	53	575	238	-	M.C.
1 367	271	559	166	606	111	190	57	709	153	92	52	220	164	-	ICC
161	19	183	23	271	26	20	2	173	24	2	1	356	74	-	N-ICC
666	94	426	50	756	108	278	55	656	101	11	10	480	15	-	P.T.
12	2	(Z)	(Z)	-	-	-	-	-	-	-	-	(Z)	1	-	AIR
-	-	-	-	-	-	-	-	-	-	-	-	3	4	-	WATER
(Z)	(Z)	-	-	-	-	-	-	(Z)	(Z)	-	-	(Z)	(Z)	-	P.D.
-	-	(Z)	(Z)	-	-	-	-	2	(Z)	-	-	-	-	8	OT-UK
161	39	135	28	217	35	32	9	57	13	8	6	59	33	1	29522

TABLE 2. SHIPMENTS BY MANUFACTURING ESTABLISHMENTS--COMMODITIES AND MEANS OF TRANSPORT BY DESTINATION: 1977--CON.

TCC CODE	COMMODITY AND MEANS OF TRANSPORT	ALL SHIPMENTS						TONS (THOUSANDS) AND TON-MILES (MILLIONS) BY DIVISION OF DESTINATION					
		VALUE (MILLION DOLLARS) (A)	TONS (THOUSANDS) (B)	TON-MILES (MILLIONS) (C)	STANDARD ERROR (PERCENT) FOR COLUMNS--			NEW ENGLAND		MIDDLE ATLANTIC			
					(A)	(B)	(C)	TONS	TON-MILES	TONS	TON-MILES		
29522	ASPHALT AND TAR CEMENTS AND COATINGS												
	RAIL	15	32	12	79	68	64	-	-	8	3		
	MOTOR CARRIER	82	267	85	19	22	31	7	3	29	6		
	MOTOR CARRIER, ICC	75	229	80	21	24	33	7	3	27	6		
	MOTOR CARRIER, NON=ICC	7	38	5	34	37	58	-	-	1	(Z)		
	PRIVATE TRUCK	86	433	77	39	37	46	(Z)	1	23	3		
	WATER	1	3	4	100	100	100	-	-	-	-		
	PARCEL DELIVERY	(Z)	(Z)	(Z)	63	69	83	-	-	(Z)	(Z)		
	OTHER AND UNKNOWN	1	1	(Z)	95	95	71	-	-	-	-		
29523	ASPHALT SHEATHINGS, SHINGLES, AND SIINGS	1 245	7 864	1 446	20	19	16	393	44	716	90		
	RAIL	89	643	237	35	37	38	53	10	25	15		
	MOTOR CARRIER	724	4 461	884	18	19	16	265	30	647	74		
	MOTOR CARRIER, ICC	564	3 465	760	23	24	19	265	30	524	69		
	MOTOR CARRIER, NON=ICC	160	996	123	30	26	40	-	-	123	5		
	PRIVATE TRUCK	431	2 752	324	44	37	31	75	4	44	2		
	AIR	1	6	1	100	100	100	-	-	-	-		
	OTHER AND UNKNOWN	(Z)	2	(Z)	100	100	100	-	-	-	-		
29529	ASPHALT FELTS AND COATINGS, NEC.	14	268	175	25	27	30	17	24	-	-		
	RAIL	12	253	170	28	28	31	17	24	-	-		
	PRIVATE TRUCK	1	7	4	72	94	99	-	-	-	-		
	OTHER AND UNKNOWN	1	7	-	-	-	-	-	-	-	-		
2991	MISCELLANEOUS PETROLEUM AND COAL PRODUCTS *	5 924	66 996	11 436	13	17	19	232	60	11 555	2 341		
	RAIL	2 236	32 560	5 897	21	22	23	119	47	7 698	932		
	MOTOR CARRIER	651	10 886	548	28	67	29	56	10	1 068	136		
	MOTOR CARRIER, ICC	583	9 728	438	30	74	36	56	10	1 067	136		
	MOTOR CARRIER, NON=ICC	68	1 158	110	26	18	17	-	-	(Z)	(Z)		
	PRIVATE TRUCK	446	2 818	260	24	23	19	57	3	589	62		
	AIR	(Z)	(Z)	(Z)	99	99	97	(Z)	(Z)	(Z)	(Z)		
	WATER	980	10 154	3 423	20	21	18	-	-	2 200	1 211		
	PIPELINE	799	8 531	1 298	27	37	95	-	-	-	-		
	PARCEL DELIVERY	6	1	1	41	45	70	(Z)	(Z)	(Z)	(Z)		
	OTHER AND UNKNOWN	806	2 046	11	-	-	45	-	-	-	-		
29911	COAL AND COKE BRIQUETTES, ANTHRACITE CULM.	325	761	212	6	23	32	2	1	54	8		
	RAIL	49	442	174	22	23	37	-	-	46	5		
	MOTOR CARRIER	6	26	8	22	17	22	2	1	7	3		
	MOTOR CARRIER, ICC	6	26	8	22	17	22	2	1	7	3		
	PRIVATE TRUCK	8	87	30	78	58	69	-	-	1	(Z)		
	AIR	(Z)	(Z)	(Z)	100	100	100	(Z)	(Z)	-	-		
	OTHER AND UNKNOWN	263	206	-	1	1	-	-	-	-	-		
29912	LUBRICANTS AND SIMILAR COMPOUNDS, OTHER THAN PETROLEUM	2 821	16 292	3 953	10	19	32	105	10	1 101	1 085		
	RAIL	160	635	287	11	12	13	-	-	8	11		
	MOTOR CARRIER	373	604	132	28	28	24	48	7	37	14		
	MOTOR CARRIER, ICC	325	524	128	30	31	25	48	7	36	14		
	MOTOR CARRIER, NON=ICC	48	80	5	37	38	48	-	-	(Z)	(Z)		
	PRIVATE TRUCK	307	792	128	31	28	36	57	3	94	7		
	AIR	(Z)	(Z)	(Z)	100	100	100	-	-	(Z)	(Z)		
	WATER	752	5 518	2 102	24	32	25	-	-	962	1 054		
	PIPELINE	790	8 441	1 297	27	38	96	-	-	-	-		
	PARCEL DELIVERY	6	1	1	41	45	70	(Z)	(Z)	(Z)	(Z)		
	OTHER AND UNKNOWN	433	300	6	-	5	100	-	-	-	-		
29913	PETROLEUM COKE, EXC. BRIQUETTES.	1 045	30 151	4 046	16	34	16	-	-	698	660		
	RAIL	565	15 264	2 406	24	39	24	-	-	589	470		
	MOTOR CARRIER	82	8 470	281	28	86	45	-	-	47	41		
	MOTOR CARRIER, ICC	65	7 493	179	36	95	69	-	-	47	41		
	MOTOR CARRIER, NON=ICC	18	976	102	9	15	17	-	-	-	-		
	PRIVATE TRUCK	63	1 339	66	15	13	24	-	-	10	25		
	WATER	219	3 450	1 288	26	29	26	-	-	51	125		
	PIPELINE	9	90	(Z)	-	-	-	-	-	-	-		
	OTHER AND UNKNOWN	107	1 539	5	-	-	-	-	-	-	-		
29914	COKE PRODUCED FROM COAL, EXC. BRIQUETTES	1 661	18 281	3 059	35	29	43	119	47	8 275	456		
	RAIL	1 427	16 019	2 910	31	27	44	119	47	6 910	351		
	MOTOR CARRIER	169	1 672	114	81	62	82	-	-	886	76		
	MOTOR CARRIER, ICC	166	1 570	110	83	67	85	-	-	886	76		
	MOTOR CARRIER, NON=ICC	3	102	3	87	87	74	-	-	-	-		
	PRIVATE TRUCK	64	591	35	92	78	75	-	-	480	30		
	AIR	(Z)	(Z)	(Z)	100	100	100	-	-	(Z)	(Z)		
29919	PETROLEUM AND COAL PRODUCTS, NEC	72	1 510	166	37	67	61	6	2	1 427	131		
	RAIL	35	200	121	68	72	73	-	-	144	96		
	MOTOR CARRIER	21	114	13	37	40	45	6	2	91	3		
	MOTOR CARRIER, ICC	21	114	13	37	40	45	6	2	91	3		
	PRIVATE TRUCK	6	10	(Z)	65	55	58	(Z)	(Z)	5	(Z)		
	WATER	9	1 187	32	100	100	100	-	-	1 187	32		
	OTHER AND UNKNOWN	2	(Z)	-	-	-	-	-	-	-	-		
30	RUBBER AND MISCELLANEOUS PLASTICS PRODUCTS	38 008	18 978	9 387	9	19	11	856	318	3 119	1 140		
	RAIL	5 655	3 051	2 219	6	8	10	184	17	378	256		
	MOTOR CARRIER	22 384	10 590	5 687	11	11	14	465	265	1 966	741		
	MOTOR CARRIER, ICC	21 274	9 857	5 517	11	11	15	465	265	1 564	727		
	MOTOR CARRIER, NON=ICC	1 110	733	170	66	62	63	(Z)	(Z)	402	14		
	PRIVATE TRUCK	8 283	5 097	1 326	26	43	38	200	33	751	135		
	AIR	373	53	42	21	22	20	(Z)	1	6	4		
	WATER	17	7	16	78	75	80	-	-	(Z)	(Z)		
	PARCEL DELIVERY	750	77	46	19	20	26	4	3	13	4		
	OTHER AND UNKNOWN	547	102	52	17	50	79	2	(Z)	5	1		
3011	TIRES AND INNER TUBES *	8 849	5 067	2 872	8	45	7	104	79	631	370		
	RAIL	3 814	1 989	1 434	7	8	10	19	9	264	185		
	MOTOR CARRIER	3 800	2 144	1 180	9	10	8	71	61	291	152		
	MOTOR CARRIER, ICC	3 703	2 096	1 156	9	10	8	71	61	291	152		



TONS (THOUSANDS) AND TON-MILES (MILLIONS) BY DIVISION OF DESTINATION--CON.

EAST NORTH CENTRAL		WEST NORTH CENTRAL		SOUTH ATLANTIC		EAST SOUTH CENTRAL		WEST SOUTH CENTRAL		MOUNTAIN		PACIFIC		DESTINATION UNKNOWN	TCC CODE AND HOT
TONS	TON-MILES	TONS	TON-MILES	TONS	TON-MILES	TONS	TON-MILES	TONS	TON-MILES	TONS	TON-MILES	TONS	TON-MILES	TONS	
15	5	4	2	3	2	-	-	2	1	-	-	-	-	-	29522
55	13	37	11	68	9	2	(Z)	23	10	8	6	38	26	-	RAIL
54	13	36	11	43	9	2	(Z)	18	7	6	5	34	26	-	M.C.
1	(Z)	(Z)	(Z)	25	(Z)	-	-	5	3	2	1	3	(Z)	-	ICC
91	21	94	16	146	24	30	8	31	3	(Z)	(Z)	19	2	-	N-ICC
-	-	-	-	-	-	-	-	-	-	-	-	3	4	-	P.T.
(Z)	(Z)	-	-	-	-	-	-	-	-	-	-	(Z)	(Z)	-	WATER
-	-	(Z)	(Z)	-	-	-	-	(Z)	(Z)	-	-	-	-	-	P.O.
-	-	-	-	-	-	-	-	-	-	-	-	-	-	1	OT-UK
1 748	285	880	180	1 315	200	462	110	1 443	265	107	75	801	196	-	29523
127	27	46	19	72	22	60	18	180	49	41	35	38	42	-	RAIL
1 115	194	522	133	675	101	181	50	683	129	56	30	318	143	-	M.C.
1 003	179	338	110	441	77	161	49	543	113	56	30	134	104	-	ICC
112	15	183	23	234	24	20	2	140	16	-	-	184	39	-	N-ICC
501	62	312	28	568	78	221	42	577	88	10	10	445	11	-	P.T.
6	1	-	-	-	-	-	-	-	-	-	-	-	-	-	AIR
-	-	-	-	-	-	-	-	2	(Z)	-	-	-	-	-	OT-UK
70	41	37	22	-	-	40	20	58	21	-	-	39	48	7	29529
63	36	37	22	-	-	39	19	58	21	-	-	39	48	-	RAIL
6	4	-	-	-	-	1	(Z)	-	-	-	-	-	-	-	P.T.
-	-	-	-	-	-	-	-	-	-	-	-	-	-	7	OT-UK
12 820	2 838	809	272	5 103	2 389	698	284	23 951	2 008	995	217	9 727	1 027	1 106	2991
10 365	2 586	88	58	2 831	764	538	238	9 817	602	165	191	940	480	-	RAIL
1 141	76	401	89	490	31	69	18	86	32	55	10	7 519	147	-	M.C.
992	71	263	17	62	27	69	18	86	32	29	(Z)	7 103	127	-	ICC
149	4	138	71	428	4	-	-	-	-	26	9	416	21	-	N-ICC
280	26	160	32	111	28	17	5	601	56	774	16	228	32	1	P.T.
-	-	-	-	-	-	-	-	-	-	-	-	-	-	-	AIR
1 033	151	160	93	141	332	75	23	5 640	1 251	-	-	905	362	-	WATER
-	-	-	-	1 530	1 233	-	-	6 870	64	-	-	131	1	-	PIPE
(Z)	(Z)	-	-	(Z)	(Z)	(Z)	(Z)	(Z)	(Z)	-	-	(Z)	(Z)	-	P.O.
-	-	(Z)	(Z)	-	-	-	-	936	5	-	-	5	6	1 105	OT-UK
52	10	2	1	212	50	71	33	14	14	14	(Z)	133	94	206	29911
26	6	2	1	193	47	70	33	14	14	-	-	90	69	-	RAIL
17	4	-	-	(Z)	(Z)	-	-	-	-	-	-	-	-	-	M.C.
17	4	-	-	(Z)	(Z)	-	-	-	-	-	-	-	-	-	ICC
9	1	-	-	19	3	(Z)	(Z)	-	-	14	(Z)	43	25	-	P.T.
-	-	-	-	-	-	-	-	-	-	-	-	-	-	-	AIR
-	-	-	-	-	-	-	-	-	-	-	-	-	-	206	OT-UK
890	276	390	163	1 671	1 280	108	34	10 973	753	44	24	713	328	297	29912
311	115	41	26	8	3	6	3	177	49	32	12	52	67	-	RAIL
270	34	65	16	42	18	58	16	63	26	(Z)	(Z)	21	3	-	M.C.
202	30	53	15	42	18	58	16	63	26	(Z)	(Z)	21	3	-	ICC
68	4	12	1	-	-	-	-	-	-	-	-	-	-	-	N-ICC
149	18	124	28	92	25	16	5	165	23	12	12	82	6	1	P.T.
-	-	-	-	-	-	-	-	-	-	-	-	-	-	-	AIR
159	109	160	93	-	-	28	10	3 697	591	-	-	512	246	-	WATER
-	-	-	-	1 530	1 233	-	-	6 870	64	-	-	41	(Z)	-	PIPE
(Z)	(Z)	(Z)	(Z)	(Z)	(Z)	(Z)	(Z)	(Z)	(Z)	-	-	(Z)	(Z)	-	P.O.
-	-	-	-	-	-	-	-	-	-	-	-	5	6	296	OT-UK
2 647	495	409	106	2 893	973	407	181	12 953	1 233	794	25	8 747	374	602	29913
1 632	446	40	29	2 324	636	361	168	9 616	531	19	12	684	115	-	RAIL
132	6	336	3	428	4	-	-	23	6	26	9	7 477	142	-	M.C.
132	6	210	3	-	-	-	-	23	6	-	-	7 081	124	-	ICC
10	1	126	71	428	4	-	-	-	-	26	9	396	18	-	N-ICC
874	42	34	4	-	-	-	-	435	32	748	4	102	1	-	P.T.
-	-	-	-	141	332	47	13	1 943	660	-	-	393	116	-	WATER
-	-	-	-	-	-	-	-	936	5	-	-	90	(Z)	-	PIPE
-	-	-	-	-	-	-	-	-	-	-	-	-	-	602	OT-UK
9 192	2 052	1	1	321	82	111	36	-	-	132	160	130	225	-	29914
8 370	2 017	1	1	307	78	100	34	-	-	103	160	110	223	-	RAIL
711	30	-	-	15	4	11	2	-	-	29	(Z)	20	2	-	M.C.
629	29	-	-	15	4	11	2	-	-	29	(Z)	-	-	-	ICC
81	1	-	-	-	-	-	-	-	-	-	-	20	2	-	N-ICC
111	6	-	-	-	-	-	-	-	-	(Z)	(Z)	-	-	-	P.T.
-	-	-	-	-	-	-	-	-	-	-	-	-	-	-	AIR
39	5	6	1	5	5	2	1	11	8	11	8	4	6	(Z)	29919
26	2	3	1	-	-	2	1	10	8	11	8	3	6	-	RAIL
11	3	-	-	5	5	-	-	-	-	-	-	1	(Z)	-	M.C.
11	3	-	-	5	5	-	-	-	-	-	-	1	(Z)	-	ICC
1	(Z)	3	(Z)	-	-	-	-	1	(Z)	-	-	-	-	-	P.T.
-	-	-	-	-	-	-	-	-	-	-	-	-	-	-	WATER
-	-	-	-	-	-	-	-	-	-	-	-	-	-	(Z)	OT-UK
5 483	1 791	1 536	714	2 540	1 349	1 710	932	1 441	1 069	456	466	1 486	1 607	351	30
698	353	394	202	448	351	234	123	244	172	104	158	357	586	10	RAIL
3 559	1 184	724	354	1 258	788	893	679	711	589	296	259	719	828	1	M.C.
3 330	1 077	717	353	1 249	785	853	646	705	588	295	259	677	817	1	ICC
229	107	7	(Z)	9	3	39	33	6	1	(Z)	1	41	11	-	N-ICC
1 174	235	390	145	817	201	579	127	473	293	51	42	365	115	297	P.T.
19	7	12	9	6	4	1	1	3	3	1	1	6	13	(Z)	AIR
(Z)	(Z)	(Z)	(Z)	1	(Z)	-	-	(Z)	(Z)	-	-	5	15	-	WATER
17	11	5	3	8	6	4	2	6	6	5	5	16	6	-	P.O.
15	1	12	(Z)	1	(Z)	(Z)	(Z)	4	6	(Z)	(Z)	19	44	44	OT-UK
1 451	560	588	298	552	277	442	225	408	258	141	165	451	641	299	3011
541	285	319	163	175	99	199	105	172	125	45	73	285	390	-	RAIL
680	239	224	110	299	138	201	102	145	106	81	79	152	194	(Z)	M.C.
670	232	220	110	297	136	190	91	144	105	81	79	132	191	(Z)	ICC



TONS (THOUSANDS) AND TON-MILES (MILLIONS) BY DIVISION OF DESTINATION--CON.

EAST NORTH CENTRAL		WEST NORTH CENTRAL		SOUTH ATLANTIC		EAST SOUTH CENTRAL		WEST SOUTH CENTRAL		MOUNTAIN		PACIFIC		OESTI-NATION UNKNOWN	TCC CODE AND MOT
TONS	TON-MILES	TONS	TON-MILES	TONS	TON-MILES	TONS	TON-MILES	TONS	TON-MILES	TONS	TON-MILES	TONS	TON-MILES	TONS	
10	7	4	(Z)	2	1	11	11	1	1	-	-	20	3	-	3011
229	35	45	25	78	40	41	18	91	27	14	13	40	48	295	N-ICC
1	(Z)	-	-	(Z)	(Z)	(Z)	(Z)	(Z)	(Z)	(Z)	(Z)	(Z)	1	-	P.T.
(Z)	(Z)	(Z)	(Z)	(Z)	(Z)	(Z)	(Z)	(Z)	(Z)	(Z)	(Z)	(Z)	(Z)	-	AIR
(Z)	(Z)	-	-	(Z)	(Z)	-	-	-	-	-	-	3	8	-	WATER
(Z)	(Z)	-	-	(Z)	(Z)	-	-	-	-	-	-	(Z)	1	4	P.O.
(Z)	(Z)	-	-	(Z)	(Z)	-	-	-	-	-	-	(Z)	1	4	OT-UK
1 253	527	514	250	468	246	405	210	359	231	124	150	398	578	295	30111
524	277	316	161	171	97	198	105	165	121	45	72	247	377	-	RAIL
617	221	172	75	226	113	171	89	127	88	75	73	141	185	(Z)	M.C.
607	214	168	75	224	111	161	78	127	88	75	73	125	183	(Z)	ICC
10	7	4	(Z)	2	1	11	11	-	-	-	-	17	2	-	N-ICC
111	28	26	13	71	36	36	16	67	22	4	4	7	7	295	P.T.
1	(Z)	-	-	(Z)	(Z)	(Z)	(Z)	(Z)	(Z)	(Z)	(Z)	(Z)	1	-	AIR
(Z)	(Z)	(Z)	(Z)	(Z)	(Z)	(Z)	(Z)	(Z)	(Z)	(Z)	(Z)	(Z)	8	-	WATER
(Z)	(Z)	-	-	(Z)	(Z)	-	-	-	-	-	-	(Z)	(Z)	-	P.O.
(Z)	(Z)	-	-	(Z)	(Z)	-	-	-	-	-	-	(Z)	(Z)	-	OT-UK
30	11	26	19	22	11	9	3	18	16	3	4	5	9	1	30114
3	2	3	2	4	2	1	1	4	2	(Z)	1	1	2	-	RAIL
23	8	21	16	17	9	6	2	12	13	3	3	3	5	-	M.C.
23	8	21	16	17	9	6	2	12	13	3	3	3	5	-	ICC
(Z)	(Z)	-	-	-	-	-	-	-	-	-	-	-	-	-	N-ICC
4	1	3	1	1	(Z)	2	1	2	1	(Z)	(Z)	1	1	-	P.T.
(Z)	(Z)	-	-	(Z)	(Z)	-	-	-	-	-	-	-	-	-	AIR
(Z)	(Z)	(Z)	(Z)	(Z)	(Z)	(Z)	(Z)	-	-	-	-	-	-	-	P.O.
(Z)	(Z)	-	-	(Z)	(Z)	-	-	-	-	-	-	(Z)	(Z)	1	OT-UK
153	15	47	29	60	18	24	11	22	8	13	11	41	51	3	30115
14	6	(Z)	(Z)	(Z)	(Z)	(Z)	(Z)	4	2	-	-	7	11	-	RAIL
26	4	30	18	54	14	21	9	3	2	4	2	5	2	-	M.C.
26	4	30	18	54	14	21	9	3	2	4	2	2	1	-	ICC
-	-	-	-	-	-	-	-	-	-	-	-	3	1	-	N-ICC
113	5	17	11	6	4	3	1	16	4	10	8	29	38	-	P.T.
-	-	-	-	-	-	-	-	-	-	-	-	-	-	-	AIR
(Z)	(Z)	(Z)	(Z)	(Z)	(Z)	(Z)	(Z)	(Z)	(Z)	(Z)	(Z)	(Z)	(Z)	-	WATER
(Z)	(Z)	-	-	-	-	-	-	-	-	-	-	(Z)	(Z)	-	P.O.
(Z)	(Z)	-	-	-	-	-	-	-	-	-	-	-	-	3	OT-UK
15	7	1	1	2	2	3	2	9	3	(Z)	(Z)	7	3	(Z)	30119
-	-	-	-	-	-	(Z)	(Z)	-	-	-	-	-	-	-	RAIL
14	6	1	1	2	2	3	1	3	3	(Z)	(Z)	3	2	-	M.C.
14	6	1	1	2	2	3	1	2	1	(Z)	(Z)	3	2	-	ICC
(Z)	(Z)	-	-	-	-	-	-	-	-	-	-	-	-	-	N-ICC
1	1	-	-	-	-	-	-	1	1	-	-	-	-	-	P.T.
(Z)	(Z)	(Z)	(Z)	(Z)	(Z)	(Z)	(Z)	5	1	-	-	4	1	-	AIR
-	-	-	-	-	-	-	-	-	-	-	-	-	-	-	P.O.
(Z)	(Z)	(Z)	(Z)	(Z)	(Z)	(Z)	(Z)	(Z)	(Z)	(Z)	(Z)	(Z)	(Z)	(Z)	OT-UK
12	7	6	4	18	9	2	1	7	8	2	3	13	33	(Z)	3021
9	5	6	3	(Z)	(Z)	1	1	1	1	1	1	4	10	-	RAIL
9	5	6	3	10	5	1	1	4	5	1	2	7	19	-	M.C.
-	-	-	-	2	(Z)	-	-	4	5	1	2	7	19	-	ICC
3	2	(Z)	(Z)	6	3	(Z)	(Z)	(Z)	(Z)	(Z)	(Z)	1	1	-	N-ICC
(Z)	(Z)	(Z)	(Z)	(Z)	(Z)	(Z)	(Z)	(Z)	(Z)	(Z)	(Z)	1	3	-	P.T.
1	1	-	-	1	(Z)	-	-	-	-	-	-	1	3	-	AIR
-	-	(Z)	(Z)	1	1	(Z)	(Z)	1	2	(Z)	1	(Z)	(Z)	-	WATER
-	-	-	-	-	-	-	-	-	-	-	-	(Z)	(Z)	(Z)	P.O.
-	-	-	-	-	-	-	-	-	-	-	-	(Z)	(Z)	(Z)	OT-UK
8	4	6	3	11	6	1	1	4	5	1	2	10	25	(Z)	30211
-	-	-	-	(Z)	(Z)	-	-	-	-	-	-	3	6	-	RAIL
5	2	5	3	5	3	1	(Z)	3	4	1	2	6	17	-	M.C.
5	2	5	3	5	3	1	(Z)	3	4	1	2	6	17	-	ICC
2	1	(Z)	(Z)	5	3	(Z)	(Z)	(Z)	(Z)	(Z)	(Z)	1	1	-	P.T.
(Z)	(Z)	(Z)	(Z)	(Z)	(Z)	(Z)	(Z)	(Z)	(Z)	(Z)	(Z)	(Z)	(Z)	-	AIR
-	-	-	-	-	-	-	-	-	-	-	-	-	-	-	WATER
1	1	(Z)	(Z)	1	1	(Z)	(Z)	1	2	(Z)	1	(Z)	(Z)	-	P.O.
-	-	-	-	-	-	-	-	-	-	-	-	-	-	(Z)	OT-UK
4	3	1	1	7	3	1	(Z)	3	4	(Z)	1	4	8	-	30212
-	-	-	-	-	-	-	-	1	1	-	-	2	4	-	RAIL
3	2	1	1	5	2	1	(Z)	1	1	(Z)	(Z)	1	1	-	M.C.
3	2	1	1	3	2	1	(Z)	1	1	(Z)	(Z)	1	1	-	ICC
-	-	-	-	2	(Z)	-	-	-	-	-	-	-	-	-	N-ICC
1	1	-	-	1	(Z)	-	-	-	-	-	-	-	-	-	P.T.
(Z)	(Z)	-	-	1	(Z)	-	-	(Z)	(Z)	-	-	1	3	-	AIR
-	-	-	-	1	(Z)	-	-	-	-	-	-	-	-	-	WATER
(Z)	(Z)	-	-	(Z)	(Z)	(Z)	(Z)	1	1	(Z)	1	(Z)	(Z)	-	P.O.
-	-	-	-	-	-	-	-	-	-	-	-	(Z)	(Z)	-	OT-UK
37	12	18	7	9	5	12	4	7	2	(Z)	(Z)	7	3	-	30311
8	4	7	3	3	2	-	-	3	1	-	-	(Z)	1	-	RAIL
12	5	10	3	(Z)	(Z)	2	1	(Z)	(Z)	(Z)	(Z)	1	2	-	M.C.
12	5	10	3	(Z)	(Z)	2	1	(Z)	(Z)	(Z)	(Z)	1	2	-	ICC
18	3	-	-	6	3	10	3	4	1	-	-	5	(Z)	-	P.T.
-	-	(Z)	(Z)	-	-	-	-	-	-	-	-	-	-	-	P.O.
318	101	54	29	76	33	61	27	122	89	124	162	34	40	17	3041
2	1	4	2	4	2	-	-	-	-	47	79	(Z)	(Z)	10	RAIL
282	85	50	27	69	30	60	27	116	84	56	70	29	36	-	M.C.
282	85	50	27	69	30	60	27	116	84	56	70	28	33	-	ICC
-	-	-	-	-	-	-	-	-	-	(Z)	1	1	3	-	N-ICC
32	14	(Z)	(Z)	1	1	(Z)	(Z)	6	4	21	13	3	(Z)	-	P.T.
1	1	(Z)	(Z)	(Z)	(Z)	(Z)	(Z)	1	1	(Z)	(Z)	1	2	-	AIR
1	(Z)	(Z)	(Z)	1	(Z)	(Z)	(Z)	(Z)	(Z)	(Z)	(Z)	1	(Z)	-	P.O.



TABLE 2. SHIPMENTS BY MANUFACTURING ESTABLISHMENTS--COMMODITIES AND MEANS OF TRANSPORT BY DESTINATION: 1977--CON.

TCC CODE	COMMODITY AND MEANS OF TRANSPORT	ALL SHIPMENTS						TONS (THOUSANDS) AND TON-MILES (MILLIONS) BY DIVISION OF DESTINATION			
		VALUE (MILLION DOLLARS) (A)	TONS (THOU- SANDS) (B)	TON- MILES (MIL- LIONS) (C)	STANDARD ERROR (PERCENT) FOR COLUMNS--			NEW ENGLAND		MIDDLE ATLANTIC	
					(A)	(B)	(C)	TONS	TON- MILES	TONS	TON- MILES
3041	RUBBER AND PLASTICS HOSE AND BELTING *	63	9	2	13	18	68	-	-	(Z)	(Z)
	OTHER AND UNKNOWN.										
30411	RUBBER AND PLASTICS BELTS AND BELTING.	615	375	244	12	23	35	2	1	5	3
	RAIL	32	49	78	100	100	100	-	-	-	-
	MOTOR CARRIER.	476	316	162	12	25	30	2	1	4	2
	MOTOR CARRIER, ICC	475	316	161	12	25	30	2	1	4	2
	MOTOR CARRIER, NON-ICC	1	(Z)	1	67	83	77	-	-	-	-
	PRIVATE TRUCK.	30	4	1	50	58	63	-	-	(Z)	1
	AIR.	7	2	2	31	42	56	(Z)	(Z)	(Z)	(Z)
	PARCEL DELIVERY.	39	2	1	44	49	100	(Z)	(Z)	1	(Z)
	OTHER AND UNKNOWN.	30	1	(Z)	11	23	100	-	-	(Z)	(Z)
30412	RUBBER AND PLASTICS HOSE	1 170	497	265	18	15	20	13	6	45	19
	RAIL	50	18	6	43	37	41	-	-	(Z)	(Z)
	MOTOR CARRIER.	904	407	223	20	17	22	13	6	43	17
	MOTOR CARRIER, ICC	884	403	220	20	17	22	13	6	40	17
	MOTOR CARRIER, NON-ICC	19	4	3	62	72	60	-	-	3	(Z)
	PRIVATE TRUCK.	144	61	33	44	44	57	-	-	1	1
	AIR.	11	2	2	37	41	46	-	-	(Z)	(Z)
	PARCEL DELIVERY.	28	2	1	45	50	40	(Z)	(Z)	(Z)	(Z)
	OTHER AND UNKNOWN.	33	7	2	21	21	82	-	-	-	-
3061	MISCELLANEOUS FABRICATED RUBBER PRODUCTS *	4 390	1 826	652	8	12	18	85	76	229	58
	RAIL	172	73	37	27	20	27	(Z)	(Z)	16	8
	MOTOR CARRIER.	2 912	1 134	511	9	16	22	80	74	116	35
	MOTOR CARRIER, ICC	2 883	1 112	506	9	16	23	80	74	116	35
	MOTOR CARRIER, NON-ICC	30	22	5	46	53	66	(Z)	(Z)	1	(Z)
	PRIVATE TRUCK.	853	539	77	24	22	26	-	-	95	14
	AIR.	86	16	12	26	28	32	(Z)	(Z)	1	(Z)
	WATER.	2	1	3	87	77	86	-	-	-	-
	PARCEL DELIVERY.	216	23	12	28	35	37	(Z)	(Z)	1	1
	OTHER AND UNKNOWN.	149	41	(Z)	51	85	98	-	-	(Z)	(Z)
30613	SPONGE AND FOAM RUBBER GOODS	575	286	73	24	23	21	1	1	27	8
	RAIL	106	37	15	37	33	33	-	-	7	4
	MOTOR CARRIER.	147	85	27	27	39	27	1	(Z)	2	1
	MOTOR CARRIER, ICC	143	79	25	28	42	29	1	(Z)	2	1
	MOTOR CARRIER, NON-ICC	4	5	2	92	99	99	-	-	(Z)	(Z)
	PRIVATE TRUCK.	236	157	27	54	33	31	-	-	19	3
	AIR.	8	3	2	38	29	38	-	-	(Z)	(Z)
	PARCEL DELIVERY.	62	2	3	71	73	79	(Z)	(Z)	(Z)	(Z)
	OTHER AND UNKNOWN.	16	3	-	44	44	-	-	-	-	-
30614	RUBBER FLOOR AND WALL COVERINGS.	158	140	78	48	45	48	1	1	23	4
	RAIL	9	6	7	41	53	39	(Z)	(Z)	-	-
	MOTOR CARRIER.	111	87	49	58	52	69	(Z)	1	5	2
	MOTOR CARRIER, ICC	102	76	46	60	55	70	(Z)	1	5	2
	MOTOR CARRIER, NON-ICC	9	11	3	100	100	100	-	-	-	-
	PRIVATE TRUCK.	24	38	17	66	74	54	(Z)	(Z)	18	2
	AIR.	3	4	2	78	82	72	-	-	-	-
	WATER.	2	1	3	87	77	86	-	-	-	-
	PARCEL DELIVERY.	5	2	1	100	99	100	(Z)	(Z)	(Z)	(Z)
	OTHER AND UNKNOWN.	3	3	-	100	100	-	-	-	-	-
3061B	FABRICATED RUBBER PRODUCTS, NEC.	3 657	1 400	501	9	14	16	83	74	179	45
	RAIL	57	30	16	44	33	59	-	-	9	4
	MOTOR CARRIER.	2 654	963	436	10	16	19	78	73	109	32
	MOTOR CARRIER, ICC	2 638	957	436	10	16	19	78	73	109	32
	MOTOR CARRIER, NON-ICC	17	5	(Z)	61	69	74	(Z)	(Z)	(Z)	(Z)
	PRIVATE TRUCK.	593	343	33	23	25	39	5	1	59	9
	AIR.	75	9	8	31	32	44	(Z)	(Z)	1	(Z)
	PARCEL DELIVERY.	148	19	8	22	47	34	(Z)	(Z)	1	(Z)
	OTHER AND UNKNOWN.	130	36	(Z)	60	93	98	-	-	(Z)	(Z)
3071	MISCELLANEOUS PLASTICS PRODUCTS *	22 443	11 025	5 181	15	24	20	617	128	2 139	663
	RAIL	1 299	767	536	24	26	23	184	8	69	44
	MOTOR CARRIER.	14 142	6 558	3 582	17	16	23	270	101	1 485	531
	MOTOR CARRIER, ICC	13 179	5 905	3 442	19	18	25	270	101	1 091	517
	MOTOR CARRIER, NON-ICC	962	653	139	73	68	73	-	-	394	13
	PRIVATE TRUCK.	5 977	3 570	958	32	50	47	157	17	566	82
	AIR.	249	30	21	32	42	39	(Z)	(Z)	5	4
	WATER.	6	2	5	85	79	93	-	-	-	-
	PARCEL DELIVERY.	457	48	30	28	30	40	3	2	10	2
	OTHER AND UNKNOWN.	313	50	49	18	29	92	2	(Z)	4	(Z)
30711	PLASTICS DINNERWARE AND HOUSEWARES	672	396	310	15	15	21	54	1	75	25
	RAIL	115	73	62	24	24	26	17	(Z)	1	(Z)
	MOTOR CARRIER.	383	208	174	17	15	31	27	1	40	13
	MOTOR CARRIER, ICC	383	208	174	17	15	31	27	1	40	13
	MOTOR CARRIER, NON-ICC	(Z)	(Z)	(Z)	100	100	100	-	-	-	-
	PRIVATE TRUCK.	157	110	69	45	45	27	10	(Z)	34	12
	AIR.	(Z)	(Z)	(Z)	76	70	100	-	-	-	-
	WATER.	4	1	4	100	100	100	-	-	-	-
	PARCEL DELIVERY.	3	1	1	41	31	43	(Z)	(Z)	(Z)	(Z)
	OTHER AND UNKNOWN.	9	3	(Z)	81	82	72	-	-	-	-
30713	INDUSTRIAL (MOLOED) PLASTICS PRODUCTS.	4 247	1 179	315	33	31	32	35	11	53	27
	RAIL	11	4	8	89	89	92	-	-	-	-
	MOTOR CARRIER.	3 161	806	270	37	36	35	33	10	47	26
	MOTOR CARRIER, ICC	3 141	800	270	37	37	35	33	10	46	26
	MOTOR CARRIER, NON-ICC	20	6	(Z)	91	97	65	-	-	(Z)	(Z)
	PRIVATE TRUCK.	864	348	27	38	37	38	2	(Z)	6	(Z)
	AIR.	63	13	6	48	65	51	(Z)	(Z)	(Z)	(Z)
	PARCEL DELIVERY.	147	8	4	37	43	48	(Z)	(Z)	1	(Z)
	OTHER AND UNKNOWN.	(Z)	(Z)	(Z)	60	67	71	-	-	(Z)	(Z)
30714	UNSUPPORTED VINYL AND POLYETHYLENE FILM.	3 429	2 069	1 144	33	35	37	69	38	502	184

TONS (THOUSANDS) AND TON-MILES (MILLIONS) BY DIVISION OF DESTINATION--CON.

EAST NORTH CENTRAL		WEST NORTH CENTRAL		SOUTH ATLANTIC		EAST SOUTH CENTRAL		WEST SOUTH CENTRAL		MOUNTAIN		PACIFIC		DESTINATION UNKNOWN	TCC CODE AND MOT
TONS	TON-MILES	TONS	TON-MILES	TONS	TON-MILES	TONS	TON-MILES	TONS	TON-MILES	TONS	TON-MILES	TONS	TON-MILES	TONS	
(Z)	(Z)	-	-	(Z)	(Z)	-	-	-	-	-	-	1	2	7	3041 OT-UK
133	27	20	9	38	12	40	18	39	35	86	134	5	6	5	30411
-	-	-	-	-	-	-	-	-	-	45	78	-	-	4	RAIL
131	26	20	9	38	12	39	17	39	34	41	56	2	4	-	M.C.
131	26	20	9	38	12	39	17	39	34	41	56	2	4	-	ICC
-	-	-	-	-	-	-	-	-	-	(Z)	(Z)	(Z)	(Z)	-	N-ICC
1	(Z)	-	-	(Z)	(Z)	(Z)	(Z)	-	-	(Z)	(Z)	(Z)	(Z)	-	P.T.
(Z)	(Z)	(Z)	(Z)	(Z)	(Z)	(Z)	(Z)	(Z)	(Z)	(Z)	(Z)	(Z)	(Z)	-	AIR
(Z)	(Z)	(Z)	(Z)	(Z)	(Z)	(Z)	(Z)	(Z)	(Z)	(Z)	(Z)	(Z)	(Z)	-	P.O.
-	-	-	-	(Z)	(Z)	-	-	-	-	-	-	-	-	1	OT-UK
185	74	34	19	38	21	21	10	83	54	38	28	29	34	12	30412
2	1	4	2	4	2	-	-	-	-	2	1	(Z)	(Z)	6	RAIL
151	59	29	17	31	18	21	9	76	49	15	14	27	32	-	M.C.
151	59	29	17	31	18	21	9	76	49	15	14	26	30	-	ICC
-	-	-	-	-	-	-	-	-	-	(Z)	(Z)	1	3	-	N-ICC
30	13	(Z)	(Z)	1	1	(Z)	(Z)	6	4	21	13	(Z)	(Z)	-	P.T.
1	(Z)	(Z)	(Z)	(Z)	(Z)	-	-	1	1	(Z)	(Z)	(Z)	(Z)	-	AIR
(Z)	(Z)	(Z)	(Z)	1	(Z)	(Z)	(Z)	(Z)	(Z)	(Z)	(Z)	1	(Z)	-	P.D.
(Z)	(Z)	-	-	-	-	-	-	-	-	-	-	1	2	6	OT-UK
623	126	134	62	181	102	337	34	78	47	17	15	126	132	16	3061
13	3	8	3	19	9	4	1	6	2	-	-	7	12	-	RAIL
508	109	86	46	132	77	48	23	57	31	10	9	97	108	-	M.C.
504	109	86	46	131	77	48	23	57	31	10	9	80	104	-	ICC
4	(Z)	(Z)	(Z)	1	(Z)	-	-	(Z)	(Z)	(Z)	(Z)	17	5	-	N-ICC
78	8	25	12	26	13	284	9	13	12	6	6	8	2	-	P.T.
6	3	2	1	3	1	(Z)	(Z)	(Z)	(Z)	(Z)	(Z)	2	5	-	AIR
4	-	-	-	-	-	-	-	-	-	-	-	1	3	-	WATER
4	4	1	(Z)	2	2	1	1	2	1	(Z)	(Z)	11	2	-	P.O.
13	(Z)	12	(Z)	-	-	-	-	-	-	-	-	-	-	16	OT-UK
54	15	44	16	40	21	100	3	8	4	(Z)	(Z)	8	5	3	30613
8	2	5	2	11	5	-	-	6	1	-	-	1	1	-	RAIL
44	12	26	6	4	3	1	(Z)	1	1	(Z)	(Z)	6	3	-	M.C.
44	12	26	6	4	3	1	(Z)	1	1	(Z)	(Z)	(Z)	1	-	ICC
(Z)	(Z)	(Z)	(Z)	(Z)	(Z)	-	-	-	-	-	-	5	2	-	N-ICC
-	-	13	8	24	12	99	2	1	1	-	-	-	(Z)	-	P.T.
2	1	(Z)	(Z)	(Z)	(Z)	(Z)	(Z)	(Z)	(Z)	-	-	(Z)	1	-	AIR
(Z)	(Z)	(Z)	(Z)	(Z)	1	(Z)	(Z)	(Z)	(Z)	-	-	1	(Z)	-	P.O.
-	-	-	-	-	-	-	-	-	-	-	-	-	-	3	OT-UK
42	7	5	3	12	6	5	3	6	9	9	8	35	39	3	30614
-	-	3	1	1	1	-	-	(Z)	(Z)	-	-	2	4	-	RAIL
31	4	1	1	11	5	2	1	2	2	3	2	32	32	-	M.C.
31	4	1	1	11	5	2	1	2	2	3	2	21	29	-	ICC
-	-	-	-	-	-	-	-	-	-	-	-	11	3	-	N-ICC
7	2	(Z)	(Z)	-	-	3	2	4	6	6	6	-	-	-	P.T.
3	1	(Z)	(Z)	(Z)	(Z)	(Z)	(Z)	-	-	(Z)	(Z)	(Z)	(Z)	-	AIR
-	-	-	-	-	-	-	-	-	-	-	-	1	3	-	WATER
1	(Z)	(Z)	(Z)	(Z)	(Z)	-	-	(Z)	(Z)	(Z)	(Z)	(Z)	(Z)	-	P.O.
-	-	-	-	-	-	-	-	-	-	-	-	-	-	3	OT-UK
527	104	86	44	130	76	232	28	63	34	7	7	82	88	10	30618
6	1	-	-	7	3	4	1	-	-	-	-	4	6	-	RAIL
433	93	60	38	117	70	46	22	54	28	6	7	59	74	-	M.C.
429	93	60	38	116	70	46	22	54	28	6	7	59	74	-	ICC
4	(Z)	(Z)	(Z)	1	(Z)	-	-	(Z)	(Z)	(Z)	(Z)	1	(Z)	-	N-ICC
71	6	12	4	1	(Z)	181	5	8	6	(Z)	(Z)	7	2	-	P.T.
1	(Z)	2	1	3	1	(Z)	(Z)	(Z)	(Z)	(Z)	(Z)	2	4	-	AIR
3	4	(Z)	(Z)	2	1	1	1	1	1	(Z)	(Z)	10	1	-	P.O.
13	(Z)	12	(Z)	-	-	-	-	-	-	-	-	-	-	10	OT-UK
3 030	963	718	302	1 805	935	869	654	815	667	176	131	838	737	18	3071
100	37	32	19	241	242	2	1	50	35	15	12	74	138	-	RAIL
2 086	740	348	164	765	548	603	541	409	371	147	103	443	484	1	M.C.
1 873	641	346	164	760	546	574	517	403	370	147	103	440	483	1	ICC
213	100	2	(Z)	5	1	29	23	6	(Z)	(Z)	(Z)	4	1	-	N-ICC
819	175	325	109	790	141	261	110	346	250	8	10	297	62	(Z)	AIR
11	4	8	7	2	1	1	(Z)	2	2	(Z)	(Z)	1	2	-	P.T.
(Z)	(Z)	(Z)	(Z)	-	-	-	-	(Z)	(Z)	-	-	1	5	-	WATER
11	6	3	2	5	3	3	2	3	4	6	5	4	4	-	P.O.
2	1	1	(Z)	2	(Z)	(Z)	(Z)	3	5	(Z)	(Z)	18	43	18	OT-UK
56	30	20	2	94	91	11	9	50	72	5	10	29	69	2	30711
-	-	(Z)	(Z)	46	45	1	(Z)	1	1	(Z)	(Z)	7	15	-	RAIL
43	26	3	1	40	37	9	7	23	36	2	3	21	50	-	M.C.
43	26	3	1	40	37	9	7	23	36	2	3	21	50	-	ICC
-	-	(Z)	(Z)	-	-	-	-	-	-	-	-	-	-	-	N-ICC
12	4	16	1	8	9	1	1	27	35	3	7	-	-	-	P.T.
(Z)	(Z)	-	-	-	-	-	-	-	-	-	-	-	-	(Z)	AIR
-	-	-	-	-	-	-	-	-	-	-	-	1	4	-	WATER
(Z)	(Z)	(Z)	(Z)	(Z)	(Z)	(Z)	(Z)	(Z)	(Z)	-	-	-	-	-	P.O.
(Z)	(Z)	1	(Z)	(Z)	(Z)	-	-	-	-	-	-	-	-	2	OT-UK
596	86	78	33	45	18	42	21	86	80	8	5	236	33	-	30713
4	8	-	-	-	-	(Z)	(Z)	(Z)	(Z)	(Z)	(Z)	-	-	-	RAIL
413	70	65	28	21	12	38	20	84	79	7	4	98	21	-	M.C.
413	70	65	28	21	12	38	20	79	79	7	4	98	21	-	ICC
(Z)	(Z)	-	-	-	-	-	-	5	(Z)	(Z)	(Z)	(Z)	(Z)	-	N-ICC
168	6	7	2	24	5	3	1	1	(Z)	1	(Z)	136	11	-	P.T.
7	2	4	3	(Z)	(Z)	(Z)	(Z)	(Z)	(Z)	(Z)	(Z)	1	1	-	AIR
4	1	1	(Z)	(Z)	(Z)	(Z)	(Z)	1	(Z)	(Z)	(Z)	1	1	-	P.O.
(Z)	(Z)	-	-	(Z)	(Z)	-	-	-	-	-	-	(Z)	(Z)	-	OT-UK
582	202	237	128	285	189	142	83	125	115	22	36	105	169	-	30714

TABLE 2. SHIPMENTS BY MANUFACTURING ESTABLISHMENTS--COMMODITIES AND MEANS OF TRANSPORT BY DESTINATION: 1977--CON.

TCC CODE	COMMODITY AND MEANS OF TRANSPORT	ALL SHIPMENTS						TONS (THOUSANDS) AND TON-MILES (MILLIONS) BY DIVISION OF DESTINATION					
		VALUE (MILLION DOLLARS) (A)	TONS (THOUSANDS) (B)	TON-MILES (MILLIONS) (C)	STANDARD ERROR (PERCENT) FOR COLUMNS--			NEW ENGLAND		MIDDLE ATLANTIC			
					(A)	(B)	(C)	TONS	TON-MILES	TONS	TON-MILES		
30714	UNSUPPORTED VINYL AND POLYETHYLENE FILM.												
	RAIL	357	159	186	50	46	49	4	4	32	21		
	MOTOR CARRIER	2 630	1 536	744	37	41	42	65	34	387	142		
	MOTOR CARRIER, ICC	2 628	1 533	744	37	41	42	65	34	385	142		
	MOTOR CARRIER, NON-ICC	2	2	(Z)	51	69	54	-	-	2	(Z)		
	PRIVATE TRUCK	413	355	172	46	44	69	(Z)	(Z)	82	20		
	AIR	8	1	1	35	40	34	(Z)	(Z)	(Z)	(Z)		
	PARCEL DELIVERY	4	(Z)	(Z)	68	39	26	(Z)	(Z)	(Z)	(Z)		
	OTHER AND UNKNOWN	16	17	42	98	99	100	-	-	(Z)	(Z)		
30718	PLASTICS PACKAGING AND SHIPPING CONTAINERS	2 707	1 332	426	40	48	62	15	4	459	100		
	RAIL	23	26	26	61	58	39	-	-	6	7		
	MOTOR CARRIER	1 875	765	199	46	42	41	12	4	331	64		
	MOTOR CARRIER, ICC	1 163	537	162	41	45	47	12	4	148	57		
	MOTOR CARRIER, NON-ICC	712	228	37	99	99	97	-	-	183	6		
	PRIVATE TRUCK	8	536	197	66	75	91	2	(Z)	122	29		
	AIR	8	2	1	58	59	63	(Z)	(Z)	(Z)	(Z)		
	WATER	(Z)	(Z)	(Z)	-	-	-	-	-	-	-		
	PARCEL DELIVERY	15	2	1	26	36	36	(Z)	(Z)	(Z)	(Z)		
	OTHER AND UNKNOWN	5	1	1	47	67	96	-	-	(Z)	(Z)		
30719	FABRICATED PLASTICS PRODUCTS, NEC.	6 537	3 234	1 958	26	27	35	153	25	719	248		
	RAIL	211	140	89	71	67	54	1	1	23	12		
	MOTOR CARRIER	3 931	2 240	1 755	31	30	40	16	8	480	224		
	MOTOR CARRIER, ICC	3 741	1 835	1 656	33	32	43	16	8	275	218		
	MOTOR CARRIER, NON-ICC	191	405	99	85	99	98	-	-	205	7		
	PRIVATE TRUCK	2 001	802	77	46	33	39	133	13	204	8		
	AIR	103	13	10	52	54	56	(Z)	(Z)	3	2		
	WATER	1	(Z)	(Z)	55	63	57	-	-	-	-		
	PARCEL DELIVERY	257	32	22	43	43	50	3	2	8	2		
	OTHER AND UNKNOWN	34	6	6	57	45	82	(Z)	(Z)	(Z)	(Z)		
31	LEATHER AND LEATHER PRODUCTS	8 134	1 503	730	9	2	11	236	66	206	55		
	RAIL	77	17	17	39	44	56	(Z)	(Z)	(Z)	(Z)		
	MOTOR CARRIER	4 008	665	466	11	7	11	94	36	122	36		
	MOTOR CARRIER, ICC	3 990	662	466	11	7	11	94	36	122	36		
	MOTOR CARRIER, NON-ICC	17	2	1	48	44	77	(Z)	(Z)	(Z)	(Z)		
	PRIVATE TRUCK	2 832	703	182	11	2	17	128	27	67	9		
	AIR	71	7	10	36	33	37	(Z)	(Z)	2	3		
	WATER	33	6	5	79	51	60	1	1	2	2		
	PARCEL DELIVERY	838	62	46	14	13	16	4	1	9	3		
	OTHER AND UNKNOWN	275	43	4	34	24	47	9	(Z)	4	2		
31111	LEATHER, FINISHED AND TANNED *	1 372	349	140	29	14	23	94	44	40	18		
	RAIL	16	1	1	61	43	48	(Z)	(Z)	-	-		
	MOTOR CARRIER	641	124	66	38	16	28	38	23	19	8		
	MOTOR CARRIER, ICC	638	123	66	38	16	28	38	23	19	8		
	MOTOR CARRIER, NON-ICC	3	1	(Z)	70	77	93	-	-	-	-		
	PRIVATE TRUCK	475	186	64	19	18	36	42	18	17	7		
	AIR	43	2	3	56	71	83	(Z)	(Z)	1	1		
	WATER	25	7	3	91	62	83	4	2	(Z)	(Z)		
	PARCEL DELIVERY	16	1	1	72	45	50	(Z)	(Z)	(Z)	(Z)		
	OTHER AND UNKNOWN	156	29	2	42	18	89	9	(Z)	3	2		
31211	INDUSTRIAL LEATHER BELTING *	7	1	(Z)	52	43	24	(Z)	(Z)	(Z)	(Z)		
	MOTOR CARRIER	3	(Z)	(Z)	50	47	37	(Z)	(Z)	(Z)	(Z)		
	MOTOR CARRIER, ICC	3	(Z)	(Z)	50	47	37	(Z)	(Z)	(Z)	(Z)		
	PRIVATE TRUCK	(Z)	(Z)	(Z)	62	71	54	(Z)	(Z)	-	-		
	PARCEL DELIVERY	4	(Z)	(Z)	75	75	35	(Z)	(Z)	(Z)	(Z)		
31311	BOOT AND SHOE CUT STOCK, ALL MATERIALS *	774	305	151	49	56	69	76	10	40	7		
	MOTOR CARRIER	396	129	81	20	31	35	17	3	34	5		
	MOTOR CARRIER, ICC	396	129	81	20	31	35	17	3	34	5		
	MOTOR CARRIER, NON-ICC	(Z)	(Z)	(Z)	100	100	100	(Z)	(Z)	-	-		
	PRIVATE TRUCK	340	167	68	65	67	84	58	6	6	1		
	AIR	4	1	2	43	62	85	(Z)	(Z)	1	1		
	WATER	(Z)	(Z)	(Z)	100	100	100	-	-	(Z)	(Z)		
	PARCEL DELIVERY	4	(Z)	(Z)	66	38	27	(Z)	(Z)	(Z)	(Z)		
	OTHER AND UNKNOWN	30	7	(Z)	71	70	74	(Z)	(Z)	-	-		
314	FOOTWEAR, LEATHER, AND SIMILAR MATERIALS	3 947	570	238	9	10	17	56	11	76	19		
	RAIL	26	7	4	40	59	76	-	-	(Z)	(Z)		
	MOTOR CARRIER	1 759	226	159	17	16	23	33	7	43	14		
	MOTOR CARRIER, ICC	1 755	225	159	17	16	23	33	7	43	14		
	MOTOR CARRIER, NON-ICC	4	1	(Z)	73	78	97	-	-	-	-		
	PRIVATE TRUCK	1 663	296	47	11	20	21	21	3	27	2		
	AIR	3	(Z)	(Z)	39	45	48	(Z)	(Z)	(Z)	(Z)		
	WATER	7	1	1	100	100	100	-	-	1	1		
	PARCEL DELIVERY	411	32	26	27	25	27	1	1	4	1		
	OTHER AND UNKNOWN	79	8	(Z)	55	57	26	(Z)	(Z)	1	(Z)		
31411	FOOTWEAR, LEATHER; SIMILAR MAT., EXC. HOUSE SLIPPERS *	3 755	526	223	10	11	19	51	10	67	18		
	RAIL	26	7	4	40	59	76	-	-	(Z)	(Z)		
	MOTOR CARRIER	1 617	202	147	19	19	26	28	6	37	12		
	MOTOR CARRIER, ICC	1 617	202	147	19	19	26	28	6	37	12		
	MOTOR CARRIER, NON-ICC	(Z)	(Z)	(Z)	100	100	100	-	-	-	-		
	PRIVATE TRUCK	1 603	276	44	11	20	21	21	3	24	2		
	AIR	2	(Z)	(Z)	50	51	52	(Z)	(Z)	(Z)	(Z)		
	WATER	7	1	2	100	100	100	-	-	1	2		
	PARCEL DELIVERY	423	32	27	28	27	29	2	1	4	2		
	OTHER AND UNKNOWN	78	8	(Z)	56	58	53	(Z)	(Z)	1	(Z)		
31421	HOUSE SLIPPERS *	193	33	17	21	25	24	5	1	10	2		
	MOTOR CARRIER	158	26	15	24	28	26	4	1	7	2		
	MOTOR CARRIER, ICC	156	26	15	24	28	26	4	1	7	2		
	MOTOR CARRIER, NON-ICC	3	(Z)	(Z)	100	100	100	-	-	-	-		
	PRIVATE TRUCK	19	5	1	48	47	47	(Z)	(Z)	2	(Z)		



TONS (THOUSANDS) AND TON-MILES (MILLIONS) BY DIVISION OF DESTINATION--CON.

EAST NORTH CENTRAL		WEST NORTH CENTRAL		SOUTH ATLANTIC		EAST SOUTH CENTRAL		WEST SOUTH CENTRAL		MOUNTAIN		PACIFIC		DESTINATION UNKNOWN	TCC CODE AND MOT
TONS	TON-MILES	TONS	TON-MILES	TONS	TON-MILES	TONS	TON-MILES	TONS	TON-MILES	TONS	TON-MILES	TONS	TON-MILES	TONS	
11	6	7	4	51	62	-	-	11	11	-	-	43	79	-	30714
470	137	110	53	221	121	125	76	113	105	22	36	24	40	-	RAIL
470	137	110	53	221	121	125	76	113	105	22	36	24	40	-	M.C.
-	-	(Z)	(Z)	-	-	-	-	-	-	-	-	(Z)	(Z)	-	ICC
100	59	121	70	14	6	17	7	2	(Z)	(Z)	(Z)	20	8	-	N-ICC
1	(Z)	(Z)	(Z)	(Z)	(Z)	(Z)	(Z)	(Z)	(Z)	(Z)	(Z)	(Z)	(Z)	-	P.T.
(Z)	(Z)	(Z)	(Z)	(Z)	(Z)	(Z)	(Z)	(Z)	(Z)	(Z)	(Z)	(Z)	(Z)	-	AIR
-	-	-	-	-	-	-	-	-	-	-	-	(Z)	(Z)	-	P.O.
-	-	-	-	-	-	-	-	-	-	-	-	17	42	-	OT-UK
427	76	97	37	97	41	67	37	103	78	3	2	64	51	(Z)	30718
1	1	2	2	5	3	1	(Z)	8	6	-	-	3	6	-	RAIL
250	47	54	17	31	14	55	33	19	12	2	2	9	5	-	M.C.
236	40	54	17	31	14	26	10	18	12	2	2	9	5	-	ICC
14	7	1	(Z)	(Z)	(Z)	29	23	(Z)	(Z)	-	-	-	-	-	N-ICC
176	27	40	18	61	23	11	4	74	58	-	-	51	38	-	P.T.
(Z)	(Z)	(Z)	(Z)	(Z)	(Z)	(Z)	(Z)	1	1	(Z)	(Z)	(Z)	(Z)	(Z)	AIR
-	-	-	-	-	-	-	-	(Z)	(Z)	-	-	-	-	-	WATER
(Z)	(Z)	(Z)	(Z)	(Z)	(Z)	(Z)	(Z)	(Z)	(Z)	(Z)	(Z)	1	(Z)	-	P.O.
(Z)	(Z)	-	-	(Z)	(Z)	-	-	-	-	-	-	1	1	-	OT-UK
808	428	187	58	402	301	362	394	143	104	111	53	350	347	-	30719
55	12	4	3	18	13	1	(Z)	17	12	3	3	17	32	-	RAIL
659	396	72	40	245	275	323	382	83	74	104	45	256	311	-	M.C.
463	305	72	40	244	274	323	382	83	74	104	45	254	310	-	ICC
197	91	(Z)	(Z)	1	1	(Z)	(Z)	(Z)	(Z)	-	-	2	1	-	N-ICC
83	14	104	9	132	10	35	10	38	9	1	1	74	1	-	P.T.
3	2	4	4	2	1	1	(Z)	(Z)	(Z)	(Z)	(Z)	(Z)	(Z)	-	AIR
(Z)	(Z)	(Z)	(Z)	-	-	-	-	(Z)	(Z)	-	-	-	-	-	WATER
7	5	2	2	4	2	2	2	2	2	3	4	2	2	-	P.O.
1	(Z)	1	(Z)	1	(Z)	(Z)	(Z)	3	5	(Z)	(Z)	-	-	-	OT-UK
277	115	177	95	112	67	230	66	108	110	26	30	98	126	33	31
6	4	1	1	(Z)	(Z)	1	(Z)	4	3	-	-	3	8	-	RAIL
115	62	58	56	57	40	28	19	94	99	15	21	70	97	12	M.C.
114	62	57	55	56	40	28	19	94	99	15	21	70	97	12	ICC
1	(Z)	1	(Z)	1	(Z)	-	-	-	-	-	-	-	-	-	N-ICC
143	42	109	32	36	18	194	43	4	3	7	4	14	4	(Z)	P.T.
1	2	1	1	1	1	(Z)	(Z)	1	1	(Z)	(Z)	1	2	-	AIR
-	-	-	-	-	-	-	-	(Z)	(Z)	-	-	3	3	-	WATER
10	5	7	5	12	8	4	3	5	5	4	4	7	11	1	P.O.
(Z)	(Z)	(Z)	(Z)	6	1	4	(Z)	(Z)	(Z)	(Z)	(Z)	(Z)	(Z)	20	OT-UK
124	29	11	8	8	8	25	12	7	8	1	1	16	12	23	31111
-	-	1	1	-	-	(Z)	(Z)	(Z)	(Z)	-	-	(Z)	(Z)	-	RAIL
36	10	5	3	4	6	5	4	4	5	1	1	5	7	6	M.C.
35	10	5	3	4	6	5	4	4	5	1	1	5	7	6	ICC
(Z)	(Z)	(Z)	(Z)	-	-	-	-	-	-	-	-	-	-	-	N-ICC
87	17	4	3	4	2	19	9	3	2	(Z)	(Z)	9	5	-	P.T.
1	2	1	1	-	-	(Z)	(Z)	(Z)	(Z)	-	-	(Z)	(Z)	-	AIR
(Z)	(Z)	(Z)	(Z)	-	-	-	-	(Z)	(Z)	-	-	(Z)	(Z)	-	WATER
(Z)	(Z)	-	-	-	-	-	-	-	-	-	-	(Z)	(Z)	-	P.O.
(Z)	(Z)	-	-	-	-	-	-	-	-	-	-	(Z)	(Z)	17	OT-UK
(Z)	(Z)	(Z)	(Z)	(Z)	(Z)	-	-	(Z)	(Z)	-	-	-	-	-	31211
(Z)	(Z)	-	-	(Z)	(Z)	-	-	(Z)	(Z)	-	-	-	-	-	M.C.
(Z)	(Z)	-	-	(Z)	(Z)	-	-	(Z)	(Z)	-	-	-	-	-	ICC
(Z)	(Z)	-	-	(Z)	(Z)	-	-	-	-	-	-	-	-	-	P.T.
(Z)	(Z)	(Z)	(Z)	(Z)	(Z)	-	-	-	-	-	-	-	-	-	P.O.
41	25	50	27	23	14	11	7	55	60	(Z)	(Z)	2	2	7	31311
6	4	8	4	5	2	3	1	55	60	-	-	1	1	1	M.C.
6	4	8	4	5	2	3	1	55	60	-	-	1	1	1	ICC
-	-	-	-	-	-	-	-	-	-	-	-	-	-	-	N-ICC
34	21	42	22	18	12	8	6	(Z)	(Z)	-	-	2	(Z)	-	P.T.
(Z)	(Z)	(Z)	(Z)	(Z)	(Z)	(Z)	(Z)	(Z)	(Z)	-	-	(Z)	(Z)	-	AIR
-	-	-	-	-	-	-	-	-	-	-	-	-	-	-	WATER
(Z)	(Z)	(Z)	(Z)	(Z)	(Z)	-	-	(Z)	(Z)	(Z)	(Z)	(Z)	(Z)	-	P.O.
(Z)	(Z)	-	-	-	-	-	-	-	-	-	-	-	-	7	OT-UK
79	40	82	30	42	20	178	39	17	17	9	12	32	50	(Z)	314
6	4	-	-	-	-	1	(Z)	-	-	-	-	(Z)	(Z)	-	RAIL
43	28	20	18	26	15	14	11	14	14	6	10	29	43	(Z)	M.C.
42	28	20	18	25	15	14	11	14	14	6	10	29	43	(Z)	ICC
(Z)	(Z)	-	-	1	(Z)	-	-	-	-	-	-	-	-	-	N-ICC
25	5	57	9	7	1	158	27	(Z)	(Z)	(Z)	(Z)	(Z)	(Z)	(Z)	P.T.
(Z)	(Z)	(Z)	(Z)	-	-	-	-	(Z)	(Z)	-	-	(Z)	(Z)	(Z)	AIR
-	-	-	-	-	-	-	-	-	-	-	-	-	-	-	WATER
6	3	4	3	5	4	2	2	3	3	2	3	3	7	(Z)	P.O.
(Z)	(Z)	-	-	3	(Z)	3	(Z)	(Z)	(Z)	-	-	(Z)	(Z)	-	OT-UK
70	38	84	30	37	18	165	36	15	15	9	12	29	47	(Z)	31411
6	4	-	-	-	-	1	(Z)	-	-	-	-	(Z)	(Z)	-	RAIL
40	26	20	18	21	14	13	10	12	12	6	9	26	39	-	M.C.
40	26	20	18	21	14	13	10	12	12	6	9	26	39	-	ICC
(Z)	(Z)	-	-	-	-	-	-	-	-	-	-	-	-	-	N-ICC
18	5	60	9	7	1	145	23	(Z)	(Z)	(Z)	(Z)	(Z)	(Z)	(Z)	P.T.
(Z)	(Z)	(Z)	(Z)	-	-	-	-	(Z)	(Z)	-	-	(Z)	(Z)	(Z)	AIR
-	-	-	-	-	-	-	-	-	-	-	-	-	-	-	WATER
6	3	4	3	6	4	2	2	3	3	3	3	3	7	(Z)	P.O.
-	-	-	-	3	(Z)	4	(Z)	(Z)	(Z)	-	-	-	-	-	OT-UK
5	3	1	1	7	3	1	1	2	2	(Z)	(Z)	2	5	(Z)	31421
4	2	1	1	5	2	1	(Z)	2	2	(Z)	(Z)	2	4	(Z)	M.C.
4	2	1	1	5	2	1	(Z)	2	2	(Z)	(Z)	2	4	(Z)	ICC
-	-	-	-	(Z)	(Z)	-	-	-	-	-	-	-	-	-	N-ICC
1	(Z)	(Z)	(Z)	1	(Z)	(Z)	(Z)	(Z)	(Z)	-	-	-	-	-	P.T.

TABLE 2. SHIPMENTS BY MANUFACTURING ESTABLISHMENTS--COMMODITIES AND MEANS OF TRANSPORT BY DESTINATION: 1977--CON.

TCC CODE	COMMODITY AND MEANS OF TRANSPORT	ALL SHIPMENTS						TONS (THOUSANDS) AND TON-MILES (MILLIONS) BY DIVISION OF DESTINATION				
		VALUE (BILLION DOLLARS) (A)	TDNS (THOU- SANDS) (B)	TON- MILES (MIL- LIONS) (C)	STANDARD ERROR (PERCENT) FOR COLUMNS--			NEW ENGLAND TONS	TDN- MILES	MIDDLE ATLANTIC TDNS	TON- MILES	
					(A)	(B)	(C)					
31421	HOUSE SLIPPERS *											
	AIR	1	(Z)	(Z)	52	50	48	-	-	-	-	-
	PARCEL DELIVERY	13	2	1	34	29	41	(Z)	(Z)	(Z)	(Z)	(Z)
	OTHER AND UNKNOW	1	(Z)	(Z)	28	29	32	-	-	-	-	-
31511	LEATHER DRESS AND WORK GLOVES AND HITTERS *	177	14	7	12	13	15	1	(Z)	1	(Z)	(Z)
	RAIL	(Z)	(Z)	(Z)	100	100	100	-	-	-	-	-
	MOTOR CARRIER	104	8	5	18	23	21	1	(Z)	1	(Z)	(Z)
	MOTOR CARRIER, ICC	101	7	5	17	23	21	1	(Z)	1	(Z)	(Z)
	MOTOR CARRIER, NON-ICC	3	(Z)	(Z)	100	100	100	-	-	-	-	-
	PRIVATE TRUCK	30	5	1	17	10	12	-	-	(Z)	(Z)	(Z)
	AIR	(Z)	(Z)	(Z)	91	80	83	-	-	-	-	-
	PARCEL DELIVERY	39	1	1	23	17	19	(Z)	(Z)	(Z)	(Z)	(Z)
	OTHER AND UNKNOW	4	(Z)	(Z)	51	51	100	-	-	-	-	-
31611	LUGGAGE, HANDBAGS, AND OTHER PERSONAL LEATHER GOODS *	1 441	236	171	9	1	6	14	7	51	12	
	RAIL	30	7	10	47	62	67	(Z)	(Z)	-	-	-
	MOTOR CARRIER	895	157	131	8	14	17	8	4	25	9	
	MOTOR CARRIER, ICC	886	155	130	8	14	17	8	4	24	9	
	MOTOR CARRIER, NON-ICC	8	1	1	69	63	96	-	-	(Z)	(Z)	(Z)
	PRIVATE TRUCK	185	45	7	32	-	3	4	3	22	1	
	AIR	19	2	4	36	37	36	(Z)	(Z)	1	1	
	WATER	5	1	3	69	79	73	(Z)	(Z)	(Z)	(Z)	(Z)
	PARCEL DELIVERY	287	22	15	12	11	12	2	(Z)	4	1	
	OTHER AND UNKNOW	19	2	1	37	43	52	-	-	(Z)	(Z)	(Z)
31999	LEATHER GOODS, NEC *	304	32	17	17	19	24	4	2	5	1	
	MOTOR CARRIER	185	20	13	25	17	26	2	(Z)	2	1	
	MOTOR CARRIER, ICC	185	20	13	25	17	26	2	(Z)	2	1	
	MOTOR CARRIER, NON-ICC	(Z)	(Z)	(Z)	100	100	100	-	-	-	-	-
	PRIVATE TRUCK	35	7	2	51	46	59	2	1	1	(Z)	(Z)
	AIR	4	(Z)	(Z)	48	42	53	-	-	(Z)	(Z)	(Z)
	WATER	(Z)	(Z)	(Z)	98	98	100	-	-	-	-	-
	PARCEL DELIVERY	79	5	2	24	30	31	(Z)	(Z)	1	(Z)	(Z)
	OTHER AND UNKNOW	1	(Z)	(Z)	50	49	62	-	-	(Z)	(Z)	(Z)
32	STONE, CLAY, GLASS, AND CONCRETE PRODUCTS	37 049	653 496	49 211	4	8	11	14 631	1 164	68 557	4 870	
	RAIL	3 628	43 129	15 691	5	13	10	616	482	3 852	1 681	
	MOTOR CARRIER	15 845	115 749	15 986	4	10	6	2 123	478	17 207	1 751	
	MOTOR CARRIER, ICC	14 605	93 842	14 665	5	11	6	2 123	478	15 100	1 687	
	MOTOR CARRIER, NON-ICC	1 241	21 906	1 321	21	23	32	(Z)	(Z)	2 107	64	
	PRIVATE TRUCK	15 377	481 089	15 916	7	10	30	11 832	198	47 257	1 359	
	AIR	359	38	16	19	64	20	1	1	22	4	
	WATER	367	9 258	1 559	25	23	14	-	-	209	72	
	PARCEL DELIVERY	637	35	27	14	19	32	2	2	5	2	
	OTHER AND UNKNOW	836	4 197	17	20	7	25	58	3	4	2	
3211	FLAT GLASS *	2 663	4 461	1 845	8	6	7	57	33	614	235	
	RAIL	471	610	404	12	16	15	4	2	180	120	
	MOTOR CARRIER	1 286	2 186	957	11	7	8	38	23	190	61	
	MOTOR CARRIER, ICC	1 261	2 130	952	11	7	8	38	23	170	59	
	MOTOR CARRIER, NON-ICC	26	56	5	20	11	44	-	-	20	2	
	PRIVATE TRUCK	854	1 629	477	11	7	8	15	8	243	55	
	AIR	9	6	3	52	45	47	(Z)	(Z)	(Z)	(Z)	
	WATER	9	21	4	92	89	87	-	-	-	-	
	PARCEL DELIVERY	5	1	(Z)	53	51	42	-	-	1	(Z)	
	OTHER AND UNKNOW	29	9	(Z)	46	48	65	-	-	-	-	
32111	SHEET (WINDOW) GLASS	195	504	195	29	33	34	10	6	51	16	
	RAIL	2	7	11	52	56	7	-	-	-	-	
	MOTOR CARRIER	130	346	135	33	34	35	7	3	43	14	
	MOTOR CARRIER, ICC	126	329	135	33	35	35	7	3	43	14	
	MOTOR CARRIER, NON-ICC	5	17	(Z)	28	26	47	-	-	-	-	
	PRIVATE TRUCK	49	150	49	31	34	42	3	3	9	2	
	PARCEL DELIVERY	1	(Z)	(Z)	51	28	34	-	-	(Z)	(Z)	
	OTHER AND UNKNOW	13	2	-	45	45	-	-	-	-	-	
32112	PLATE GLASS	412	1 219	523	4	2	5	8	4	234	52	
	RAIL	25	71	46	28	34	23	-	-	1	1	
	MOTOR CARRIER	187	584	292	5	4	6	6	2	96	24	
	MOTOR CARRIER, ICC	181	563	288	5	4	5	6	2	80	22	
	MOTOR CARRIER, NON-ICC	6	21	4	26	26	54	-	-	15	2	
	PRIVATE TRUCK	182	554	184	8	4	6	2	2	137	27	
	AIR	2	4	1	67	58	67	-	-	(Z)	(Z)	
	OTHER AND UNKNOW	16	7	(Z)	93	69	70	-	-	-	-	
32113	LAHINATED AND SAFETY GLASS	1 011	715	237	9	12	13	4	2	54	19	
	RAIL	318	206	84	15	15	15	1	1	17	9	
	MOTOR CARRIER	452	266	111	12	13	19	1	1	17	6	
	MOTOR CARRIER, ICC	438	253	110	12	13	19	1	1	17	6	
	MOTOR CARRIER, NON-ICC	14	13	(Z)	35	32	33	-	-	-	-	
	PRIVATE TRUCK	225	222	41	18	24	26	1	1	19	3	
	AIR	7	2	1	65	52	44	-	-	(Z)	(Z)	
	WATER	8	18	(Z)	100	100	100	-	-	-	-	
	PARCEL DELIVERY	1	1	(Z)	95	96	61	-	-	(Z)	(Z)	
	OTHER AND UNKNOW	1	(Z)	(Z)	61	60	100	-	-	-	-	
32119	FLAT GLASS, NEC	1 046	2 023	890	15	9	10	35	21	275	149	
	RAIL	126	326	263	18	24	21	3	1	161	110	
	MOTOR CARRIER	518	990	420	21	10	13	24	17	35	17	
	MOTOR CARRIER, ICC	517	985	419	21	10	13	24	17	30	17	
	MOTOR CARRIER, NON-ICC	1	5	(Z)	69	69	70	-	-	5	(Z)	
	PRIVATE TRUCK	398	703	203	25	14	19	9	3	78	22	
	AIR	(Z)	(Z)	(Z)	41	47	42	(Z)	(Z)	(Z)	(Z)	
	WATER	1	3	4	100	100	100	-	-	-	-	
	PARCEL DELIVERY	3	(Z)	(Z)	75	69	68	-	-	(Z)	(Z)	
322	GLASS AND GLASSWARE, PRESSED AND BLDWN	6 755	15 236	3 887	11	14	15	341	137	3 447	479	

TONS (THOUSANDS) AND TON-MILES (MILLIONS) BY DIVISION OF DESTINATION--CON.

EAST NORTH CENTRAL		WEST NORTH CENTRAL		SOUTH ATLANTIC		EAST SOUTH CENTRAL		WEST SOUTH CENTRAL		MOUNTAIN		PACIFIC		DESTINATION UNKNOWN	TCC CODE AND HOT
TONS	TON-MILES	TONS	TON-MILES	TONS	TON-MILES	TONS	TON-MILES	TONS	TON-MILES	TONS	TON-MILES	TONS	TON-MILES	TONS	
(Z)	(Z)	-	-	-	-	-	-	(Z)	(Z)	-	-	(Z)	(Z)	-	31421
(Z)	(Z)	(Z)	(Z)	(Z)	(Z)	(Z)	(Z)	(Z)	(Z)	(Z)	(Z)	(Z)	(Z)	(Z)	AIR
(Z)	(Z)	-	-	-	-	-	-	-	-	-	-	(Z)	(Z)	-	P.O.
2	1	1	(Z)	1	(Z)	4	1	2	1	1	1	1	2	(Z)	31511
1	(Z)	(Z)	(Z)	1	(Z)	1	(Z)	2	1	1	1	1	1	-	RAIL
1	(Z)	(Z)	(Z)	1	(Z)	(Z)	(Z)	2	1	1	1	1	1	-	M.C.
-	-	(Z)	(Z)	-	-	-	-	-	-	-	-	-	-	-	ICC
1	(Z)	(Z)	(Z)	(Z)	(Z)	4	1	-	-	-	-	(Z)	(Z)	-	N-ICC
(Z)	(Z)	(Z)	(Z)	(Z)	(Z)	(Z)	(Z)	(Z)	(Z)	(Z)	(Z)	(Z)	(Z)	-	P.T.
(Z)	(Z)	-	-	-	-	(Z)	(Z)	(Z)	(Z)	(Z)	(Z)	(Z)	(Z)	-	AIR
30	18	36	35	23	16	6	4	21	20	9	9	41	49	(Z)	P.O.
(Z)	(Z)	(Z)	(Z)	(Z)	(Z)	-	-	4	2	-	-	3	7	(Z)	OT-UK
25	16	26	32	17	12	4	3	16	16	4	6	29	34	-	31611
25	16	26	31	17	12	4	3	16	16	4	6	29	34	-	RAIL
(Z)	(Z)	1	(Z)	-	-	-	-	-	-	-	-	-	-	-	M.C.
1	(Z)	7	1	(Z)	(Z)	(Z)	(Z)	(Z)	(Z)	4	2	5	1	-	ICC
(Z)	(Z)	(Z)	(Z)	(Z)	(Z)	(Z)	(Z)	1	1	(Z)	(Z)	1	1	-	N-ICC
3	2	2	2	5	3	1	1	1	1	1	1	2	4	-	P.T.
(Z)	(Z)	(Z)	(Z)	(Z)	(Z)	-	-	-	-	(Z)	(Z)	(Z)	(Z)	-	AIR
3	2	2	1	3	3	1	1	3	2	1	1	3	3	-	P.O.
(Z)	(Z)	(Z)	(Z)	(Z)	(Z)	-	-	-	-	(Z)	(Z)	(Z)	(Z)	-	OT-UK
3	2	2	1	5	3	1	1	3	2	1	1	3	3	-	31999
3	2	1	1	3	3	1	(Z)	2	2	1	1	2	4	-	M.C.
3	2	1	1	3	3	1	(Z)	2	2	1	1	2	3	-	ICC
(Z)	(Z)	-	-	(Z)	(Z)	-	-	-	-	-	-	-	-	-	N-ICC
(Z)	(Z)	1	(Z)	1	(Z)	(Z)	(Z)	1	(Z)	(Z)	(Z)	(Z)	(Z)	-	P.T.
(Z)	(Z)	-	-	(Z)	(Z)	-	-	(Z)	(Z)	(Z)	(Z)	(Z)	(Z)	-	AIR
(Z)	(Z)	-	-	-	-	-	-	-	-	-	-	-	-	-	WATER
(Z)	(Z)	(Z)	(Z)	1	(Z)	(Z)	(Z)	(Z)	(Z)	(Z)	(Z)	1	(Z)	(Z)	P.D.
-	-	-	-	-	-	(Z)	(Z)	-	-	-	-	-	-	(Z)	OT-UK
128 084	10 090	63 813	4 566	103 920	8 170	29 343	3 970	90 190	7 219	471 989	2 540	98 650	6 622	4 319	32
7 305	2 465	3 884	1 077	7 060	2 396	10 025	2 012	5 414	2 189	900	612	4 044	2 779	29	RAIL
30 843	3 162	10 392	1 694	19 044	2 618	7 008	1 067	13 384	2 042	5 299	1 020	10 204	2 155	247	M.C.
24 319	3 057	9 049	1 606	16 790	2 556	6 867	1 059	10 816	1 721	3 276	875	5 256	1 625	247	ICC
6 524	104	1 343	87	2 252	62	141	8	2 569	321	2 023	145	4 948	531	-	N-ICC
85 833	3 375	49 534	1 793	76 257	3 140	11 638	835	69 524	2 802	45 784	906	83 306	1 508	124	P.T.
1	1	2	1	1	1	4	1	1	(Z)	1	1	6	7	(Z)	AIR
4 079	1 083	-	-	1 552	11	658	53	1 791	182	-	-	970	158	-	WATER
12	5	2	2	4	3	1	1	3	4	1	1	5	7	(Z)	P.D.
11	(Z)	(Z)	(Z)	4	1	9	1	73	(Z)	4	(Z)	115	8	3 919	OT-UK
1 252	384	407	205	676	245	333	124	255	157	108	102	406	359	353	3211
116	43	63	34	101	32	65	32	9	5	8	12	64	124	-	RAIL
558	200	256	131	225	95	162	64	150	105	79	75	279	203	250	M.C.
529	199	254	129	220	95	162	64	150	105	79	75	279	203	250	ICC
29	1	2	4	(Z)	(Z)	-	-	-	-	-	-	-	-	-	N-ICC
575	141	84	40	332	117	106	28	90	44	20	15	60	30	102	P.T.
(Z)	(Z)	1	1	(Z)	(Z)	-	-	(Z)	(Z)	1	(Z)	4	1	-	AIR
(Z)	(Z)	-	-	(Z)	(Z)	-	-	-	-	4	-	-	-	-	WATER
(Z)	(Z)	(Z)	(Z)	(Z)	(Z)	(Z)	(Z)	(Z)	(Z)	(Z)	(Z)	(Z)	(Z)	-	P.D.
4	(Z)	-	-	-	-	-	-	3	(Z)	-	-	-	-	2	OT-UK
162	34	42	25	55	20	17	8	18	15	30	21	117	49	2	32111
-	-	1	1	-	-	-	-	-	-	(Z)	(Z)	5	10	-	RAIL
100	23	29	18	35	14	16	7	16	14	18	15	82	27	-	M.C.
84	22	29	18	35	14	16	7	16	14	18	15	82	27	-	ICC
17	(Z)	-	-	-	-	-	-	-	-	-	-	-	-	-	N-ICC
61	12	12	6	20	6	1	(Z)	2	2	11	6	30	12	-	P.T.
(Z)	(Z)	(Z)	(Z)	(Z)	(Z)	(Z)	(Z)	(Z)	(Z)	(Z)	(Z)	(Z)	(Z)	-	P.O.
-	-	-	-	-	-	-	-	-	-	-	-	-	-	2	OT-UK
380	134	75	54	204	79	35	18	99	53	18	16	165	114	-	32112
6	1	-	-	40	10	-	-	4	2	3	5	15	26	-	RAIL
152	68	54	41	58	24	15	7	61	36	14	10	128	79	-	M.C.
152	68	51	39	54	24	15	7	61	36	14	10	128	79	-	ICC
-	-	2	2	4	(Z)	-	-	-	-	-	-	-	-	-	N-ICC
217	65	21	12	106	45	20	11	31	15	-	-	19	8	-	P.T.
4	(Z)	-	-	-	-	-	-	-	-	1	(Z)	3	1	-	AIR
-	-	-	-	-	-	-	-	3	(Z)	-	-	-	-	-	OT-UK
382	61	115	55	93	31	16	7	21	19	6	6	25	37	(Z)	32113
84	22	62	33	31	11	4	1	4	2	-	-	2	5	-	RAIL
138	26	40	18	30	16	6	3	12	12	2	2	19	27	-	M.C.
126	26	40	18	30	16	6	3	12	12	2	2	19	27	-	ICC
12	(Z)	-	-	(Z)	(Z)	-	-	-	-	-	-	-	-	-	N-ICC
159	13	12	4	13	4	6	3	5	5	4	4	3	5	-	P.T.
(Z)	(Z)	1	1	(Z)	(Z)	-	-	(Z)	(Z)	(Z)	(Z)	(Z)	(Z)	-	AIR
-	-	-	-	18	(Z)	-	-	-	-	-	-	-	-	-	WATER
(Z)	(Z)	-	-	(Z)	(Z)	-	-	(Z)	(Z)	-	-	-	-	-	P.D.
-	-	-	-	-	-	-	-	-	-	-	-	-	-	(Z)	OT-UK
329	154	174	71	324	115	265	92	117	70	54	58	99	159	351	32119
26	19	-	-	30	11	61	31	1	1	4	6	41	84	-	RAIL
166	83	133	54	101	42	125	47	62	42	45	47	50	70	250	M.C.
166	83	133	54	101	42	125	47	62	42	45	47	50	70	250	ICC
-	-	-	-	-	-	-	-	-	-	-	-	-	-	-	N-ICC
137	52	41	17	193	62	79	14	52	23	5	5	8	5	102	P.T.
(Z)	(Z)	-	-	(Z)	(Z)	-	-	-	-	-	-	(Z)	(Z)	-	AIR
(Z)	(Z)	(Z)	(Z)	(Z)	(Z)	(Z)	(Z)	3	4	-	-	-	-	-	WATER
-	-	-	-	-	-	-	-	-	-	-	-	-	-	-	P.O.
3 185	719	619	311	2 086	477	1 142	264	1 472	366	137	113	2 757	1 020	49	322



TABLE 2. SHIPMENTS BY MANUFACTURING ESTABLISHMENTS--COMMODITIES AND MEANS OF TRANSPORT BY DESTINATION: 1977--CON.

TCC CODE	COMMODITY AND MEANS OF TRANSPORT	ALL SHIPMENTS						TONS (THOUSANDS) AND TON-MILES (MILLIONS) BY DIVISION OF DESTINATION					
		VALUE (MILLION DOLLARS) (A)	TONS (THOUSANDS) (B)	TON-MILES (MILLIONS) (C)	STANDARD ERROR (PERCENT) FOR COLUMNS--			NEW ENGLAND		MIDDLE ATLANTIC			
					(A)	(B)	(C)	TONS	TON-MILES	TONS	TON-MILES		
322	GLASS AND GLASSWARE, PRESSED AND BLOWN												
	RAIL	457	714	675	28	27	36	11	11	65	36		
	MOTOR CARRIER	3 974	9 551	2 459	13	15	16	245	100	1 839	325		
	MOTOR CARRIER, ICC	3 555	8 179	2 336	13	14	16	245	100	1 804	320		
	MOTOR CARRIER, NON-ICC	418	1 373	123	39	40	41	(Z)	(Z)	35	4		
	PRIVATE TRUCK	1 826	4 779	718	17	23	21	84	25	1 540	118		
	AIR	55	4	2	74	49	38	(Z)	(Z)	(Z)	(Z)		
	WATER	8	16	18	35	40	48						
	PARCEL DELIVERY	130	9	9	37	54	70	1	1	1	(Z)		
	OTHER AND UNKNOWN	306	163	6	38	2	37			2	(Z)		
3221	GLASS CONTAINERS	4 025	13 359	2 764	14	15	18	292	101	3 074	354		
	RAIL	121	333	359	31	38	62	3	1	(Z)	(Z)		
	MOTOR CARRIER	2 539	8 571	1 862	16	16	18	208	75	1 673	272		
	MOTOR CARRIER, ICC	2 180	7 275	1 763	15	15	18	208	75	1 647	270		
	MOTOR CARRIER, NON-ICC	359	1 296	99	42	41	47	(Z)	(Z)	26	3		
	PRIVATE TRUCK	1 176	4 294	524	25	26	22	81	24	1 401	82		
	AIR	2	3	(Z)	53	82	67						
	WATER	3	10	15	45	45	50						
	PARCEL DELIVERY	11	1	1	96	97	98	(Z)	1	(Z)	(Z)		
	OTHER AND UNKNOWN	172	146	2	56	1	36						
32211	GLASS CONTAINERS, GLASS CAPS AND COVERS	442	1 201	182	33	39	31	27	18	112	16		
	RAIL	22	22	13	57	58	58						
	MOTOR CARRIER	316	946	137	36	39	28	23	17	102	15		
	MOTOR CARRIER, ICC	171	433	105	26	32	27	23	17	102	15		
	MOTOR CARRIER, NON-ICC	145	513	33	61	59	90	(Z)	(Z)				
	PRIVATE TRUCK	64	201	31	39	45	54	4	1	10	1		
	AIR	1	(Z)	(Z)	57	47	58						
	PARCEL DELIVERY	(Z)	(Z)	(Z)	100	100	100						
	OTHER AND UNKNOWN	40	32		69	69							
32212	GLASS BOTTLES	3 383	11 831	2 554	15	16	19	263	82	2 874	335		
	RAIL	99	310	345	36	40	64	3	1	(Z)	(Z)		
	MOTOR CARRIER	2 191	7 593	1 719	17	17	19	183	58	1 565	256		
	MOTOR CARRIER, ICC	1 978	6 818	1 653	16	15	19	183	58	1 538	254		
	MOTOR CARRIER, NON-ICC	213	776	66	48	48	52			26	3		
	PRIVATE TRUCK	1 049	3 917	481	25	26	24	77	23	1 309	79		
	AIR	1	3	(Z)	88	83	82						
	WATER	2	7	7	57	61	71						
	PARCEL DELIVERY	(Z)	(Z)	(Z)	100	100	100			(Z)	(Z)		
	OTHER AND UNKNOWN	41	1	1	99	59	47						
32219	GLASS CONTAINERS, NEC.	200	327	28	24	27	35	2	1	88	3		
	RAIL	1	1	1	89	91	93						
	MOTOR CARRIER	33	31	5	38	55	46	2	(Z)	7	1		
	MOTOR CARRIER, ICC	31	24	5	39	42	44	2	(Z)	7	1		
	MOTOR CARRIER, NON-ICC	2	8	(Z)	100	100	100						
	PRIVATE TRUCK	64	177	12	56	68	58	(Z)	(Z)	81	2		
	AIR	(Z)	(Z)	(Z)	81	99	99			(Z)	(Z)		
	WATER	1	3	8	70	70	70						
	PARCEL DELIVERY	11	1	1	97	97	98	(Z)	1				
	OTHER AND UNKNOWN	91	114	1	9	1	56						
3229	GLASS AND GLASSWARE, BLOWN AND PRESSED, NEC.	2 786	2 112	1 153	13	14	15	55	45	384	126		
	RAIL	359	404	336	35	35	36	17	21	65	38		
	MOTOR CARRIER	1 449	1 110	605	15	14	14	35	23	172	52		
	MOTOR CARRIER, ICC	1 399	1 074	585	14	14	14	35	23	163	51		
	MOTOR CARRIER, NON-ICC	49	36	21	36	38	30			9	2		
	PRIVATE TRUCK	670	569	198	19	26	27	3	1	144	35		
	AIR	51	1	1	76	33	44	(Z)	(Z)	(Z)	(Z)		
	WATER	4	3	1	56	56	60						
	PARCEL DELIVERY	120	8	8	38	57	74	(Z)	(Z)	1	(Z)		
	OTHER AND UNKNOWN	133	18	4	38	20	61			2	(Z)		
32291	ART, KITCHEN, NOVELTY, AND TABLE GLASSWARE	766	609	412	21	18	22	31	29	115	42		
	RAIL	140	130	109	42	38	46	16	21	30	19		
	MOTOR CARRIER	409	387	269	21	16	20	14	9	47	12		
	MOTOR CARRIER, ICC	393	375	266	21	16	20	14	9	47	12		
	MOTOR CARRIER, NON-ICC	17	12	3	99	99	100						
	PRIVATE TRUCK	122	85	32	23	28	34			37	11		
	AIR	37	(Z)	(Z)	99	63	82	(Z)	(Z)	(Z)	(Z)		
	PARCEL DELIVERY	42	2	1	78	40	42	(Z)	(Z)	(Z)	(Z)		
	OTHER AND UNKNOWN	16	6	(Z)	2	2	55						
32292	LIGHTING GLASSWARE	183	116	34	49	55	29	3	1	30	6		
	RAIL	2	2	4	43	42	47			1	(Z)		
	MOTOR CARRIER	83	38	18	65	32	29	1	(Z)	8	2		
	MOTOR CARRIER, ICC	83	38	18	65	32	29	1	(Z)	8	2		
	PRIVATE TRUCK	80	72	8	80	89	63	1	(Z)	19	3		
	AIR	(Z)	(Z)	(Z)	67	76	74			(Z)	(Z)		
	PARCEL DELIVERY	15	3	4	85	89	97	(Z)	(Z)	1	(Z)		
	OTHER AND UNKNOWN	3	2	1	70	58	69			1	(Z)		
32293	GLASS FIBER	688	656	356	23	24	27	14	9	62	31		
	RAIL	143	157	128	60	64	62	1	(Z)	18	8		
	MOTOR CARRIER	330	325	150	22	21	20	14	9	22	13		
	MOTOR CARRIER, ICC	317	313	135	23	21	22	14	9	22	13		
	MOTOR CARRIER, NON-ICC	12	11	16	31	32	37						
	PRIVATE TRUCK	201	171	77	13	10	13			22	10		
	AIR	2	(Z)	(Z)	90	84	91						
	WATER	4	3	1	56	56	60						
	PARCEL DELIVERY	7	(Z)	(Z)	97	80	66	(Z)	(Z)	(Z)	(Z)		
	OTHER AND UNKNOWN	2	(Z)										
32294	GLASS MIRRORS	313	212	96	32	44	48	4	2	53	10		
	RAIL	29	10	6	27	28	28	(Z)	(Z)	1	1		

TONS (THOUSANDS) AND TON-MILES (MILLIONS) BY DIVISION OF DESTINATION--CON.

EAST NORTH CENTRAL		WEST NORTH CENTRAL		SOUTH ATLANTIC		EAST SOUTH CENTRAL		WEST SOUTH CENTRAL		MOUNTAIN		PACIFIC		OESTI-NATION UNKNOWN	TCC CODE AND MOT
TONS	TON-MILES	TONS	TON-MILES	TONS	TON-MILES	TONS	TON-MILES	TONS	TON-MILES	TONS	TON-MILES	TONS	TON-MILES	TONS	
83	38	74	49	113	74	15	8	126	79	13	11	213	370	-	322
2 557	558	437	208	1 166	261	734	164	903	209	105	82	1 564	551	1	RAIL
2 405	549	435	208	929	254	728	163	516	170	100	78	1 016	494	1	M.C.C.
152	9	2	(Z)	237	7	6	1	387	39	5	4	548	58	-	ICC
544	122	107	54	803	141	390	91	434	76	19	20	855	72	3	N-ICC
(Z)	(Z)	(Z)	(Z)	(Z)	(Z)	(Z)	(Z)	(Z)	(Z)	(Z)	(Z)	(Z)	(Z)	-	AIR
-	-	-	-	3	1	-	-	6	-	-	-	7	17	-	WATER
1	(Z)	(Z)	(Z)	1	(Z)	(Z)	(Z)	2	2	1	1	1	4	-	P.O.
(Z)	(Z)	-	-	(Z)	(Z)	-	-	(Z)	(Z)	-	-	115	6	45	OT-UK
2 673	561	476	212	1 698	337	1 234	252	1 206	225	91	60	2 581	661	35	3221
50	21	44	30	50	37	6	4	68	32	8	5	104	229	-	RAIL
2 216	486	348	144	969	191	856	159	807	148	77	52	1 417	375	-	M.C.C.
2 063	437	345	144	738	184	851	158	468	116	73	50	882	329	-	ICC
153	10	2	(Z)	231	7	5	1	339	31	4	2	536	46	-	N-ICC
407	94	84	37	679	110	368	88	326	45	6	3	939	41	3	P.T.
(Z)	(Z)	-	-	(Z)	(Z)	(Z)	(Z)	(Z)	(Z)	-	-	(Z)	(Z)	-	AIR
(Z)	(Z)	-	-	-	-	-	-	4	(Z)	-	-	6	15	-	WATER
-	-	-	-	(Z)	(Z)	(Z)	(Z)	-	-	(Z)	(Z)	1	(Z)	-	P.O.
-	-	-	-	(Z)	(Z)	-	-	-	-	-	-	114	2	32	OT-UK
117	33	8	4	366	38	51	10	37	9	8	5	443	49	32	32211
13	8	-	-	-	-	-	-	-	-	8	5	-	-	-	RAIL
96	23	6	3	294	24	13	3	32	6	-	-	381	47	-	M.C.C.
96	23	6	3	141	23	13	3	12	6	-	-	41	16	-	ICC
-	-	-	-	153	1	-	-	20	(Z)	-	-	340	31	-	N-ICC
7	2	2	2	71	14	38	7	6	3	-	-	62	2	-	P.T.
(Z)	(Z)	-	-	-	-	(Z)	(Z)	(Z)	(Z)	-	-	(Z)	(Z)	-	AIR
-	-	-	-	-	-	(Z)	(Z)	-	-	-	-	-	-	-	P.O.
-	-	-	-	-	-	-	-	-	-	-	-	-	-	32	OT-UK
2 554	527	466	206	1 297	293	1 167	238	1 111	214	82	55	2 014	603	3	32212
36	13	43	29	50	37	6	4	68	32	-	-	104	229	-	RAIL
2 120	423	341	141	671	165	838	155	765	142	77	52	1 035	327	-	M.C.C.
1 966	414	339	141	594	160	833	153	453	111	73	50	839	313	-	ICC
153	10	2	(Z)	78	5	5	1	312	31	4	2	196	15	-	N-ICC
398	91	82	36	576	92	320	79	274	40	6	3	872	38	3	P.T.
(Z)	(Z)	-	-	(Z)	(Z)	(Z)	(Z)	-	-	-	-	-	-	-	AIR
-	-	-	-	-	-	-	-	4	(Z)	-	-	3	7	-	WATER
-	-	-	-	(Z)	(Z)	-	-	-	-	-	-	(Z)	1	-	P.O.
-	-	-	-	-	-	-	-	-	-	-	-	-	-	-	OT-UK
3	1	1	1	35	5	17	4	58	2	(Z)	(Z)	124	9	-	32219
(Z)	(Z)	1	1	-	-	-	-	-	-	-	-	-	-	-	RAIL
1	(Z)	(Z)	(Z)	3	1	6	2	11	(Z)	-	-	2	(Z)	-	M.C.C.
1	(Z)	(Z)	(Z)	3	1	6	2	3	(Z)	-	-	2	(Z)	-	ICC
-	-	-	-	-	-	-	-	8	(Z)	-	-	-	-	-	N-ICC
2	1	-	-	32	4	11	2	47	2	-	-	4	(Z)	-	P.T.
-	-	-	-	-	-	-	-	(Z)	(Z)	-	-	-	-	-	AIR
-	-	-	-	-	-	-	-	-	-	-	-	3	8	-	WATER
(Z)	(Z)	(Z)	(Z)	-	-	(Z)	(Z)	(Z)	(Z)	(Z)	(Z)	1	(Z)	-	P.O.
-	-	-	-	-	-	-	-	-	-	-	-	114	1	-	OT-UK
537	165	152	105	352	134	66	21	195	141	47	53	308	363	15	3229
35	19	39	25	60	36	9	3	65	47	4	6	110	142	-	RAIL
363	118	90	64	180	68	24	10	62	59	28	31	155	181	1	M.C.C.
361	118	90	64	179	67	22	10	58	55	27	29	137	168	1	ICC
2	(Z)	-	-	1	(Z)	1	(Z)	4	4	1	2	18	13	-	N-ICC
139	28	22	15	107	29	34	7	66	33	14	16	40	33	-	P.T.
(Z)	(Z)	(Z)	(Z)	(Z)	(Z)	(Z)	(Z)	(Z)	(Z)	(Z)	(Z)	(Z)	(Z)	-	AIR
-	-	-	-	3	1	-	-	-	-	-	-	-	-	-	WATER
1	(Z)	(Z)	(Z)	1	(Z)	(Z)	(Z)	2	2	1	1	2	3	-	P.O.
(Z)	(Z)	-	-	-	-	-	-	(Z)	(Z)	-	-	2	4	14	OT-UK
127	53	71	50	68	35	9	4	67	54	17	18	99	129	5	32291
5	9	17	13	6	3	1	1	38	27	1	1	16	16	-	RAIL
109	42	46	31	55	29	4	2	19	18	14	16	77	111	-	M.C.C.
109	42	46	31	55	29	4	2	19	18	14	16	65	108	-	ICC
-	-	-	-	-	-	-	-	(Z)	(Z)	-	-	12	3	-	N-ICC
13	2	8	5	7	3	3	1	10	9	1	1	5	(Z)	-	P.T.
(Z)	(Z)	(Z)	(Z)	(Z)	(Z)	(Z)	(Z)	-	-	-	-	(Z)	(Z)	-	AIR
(Z)	(Z)	(Z)	(Z)	(Z)	(Z)	(Z)	(Z)	(Z)	(Z)	(Z)	(Z)	(Z)	(Z)	-	P.O.
-	-	-	-	-	-	-	-	-	-	-	-	(Z)	(Z)	5	OT-UK
61	6	(Z)	(Z)	5	2	8	3	3	3	(Z)	(Z)	6	13	-	32292
-	-	-	-	(Z)	(Z)	-	-	-	-	-	-	2	4	-	RAIL
17	6	(Z)	(Z)	4	2	2	1	1	1	(Z)	(Z)	2	5	-	M.C.C.
17	6	(Z)	(Z)	4	2	2	1	1	1	(Z)	(Z)	2	5	-	ICC
43	(Z)	(Z)	(Z)	(Z)	(Z)	5	2	2	1	-	-	(Z)	1	-	P.T.
(Z)	(Z)	-	-	-	-	-	-	-	-	-	-	(Z)	(Z)	-	AIR
(Z)	(Z)	(Z)	(Z)	(Z)	(Z)	-	-	(Z)	(Z)	(Z)	(Z)	1	2	-	P.O.
(Z)	(Z)	-	-	-	-	-	-	-	-	-	-	1	1	-	OT-UK
149	50	28	19	183	62	21	6	51	44	13	15	134	120	(Z)	32293
19	5	6	5	47	31	5	2	20	20	3	5	39	51	-	RAIL
111	33	17	11	56	15	10	3	24	19	9	10	61	37	-	M.C.C.
111	33	17	11	55	15	9	3	20	15	8	8	57	28	-	ICC
-	-	-	-	1	(Z)	1	(Z)	4	4	1	2	5	10	-	N-ICC
20	11	5	3	77	14	6	1	7	6	(Z)	1	34	31	-	P.T.
(Z)	(Z)	-	-	(Z)	(Z)	-	-	-	-	-	-	(Z)	(Z)	-	AIR
-	-	-	-	3	1	-	-	-	-	-	-	-	-	-	WATER
(Z)	(Z)	-	-	-	-	(Z)	(Z)	-	-	-	-	(Z)	(Z)	-	P.O.
-	-	-	-	-	-	-	-	-	-	-	-	-	-	(Z)	OT-UK
30	14	9	7	29	14	22	4	40	17	13	17	5	11	7	32294
3	1	1	1	1	1	2	1	2	1	(Z)	(Z)	(Z)	1	-	RAIL

TABLE 2. SHIPMENTS BY MANUFACTURING ESTABLISHMENTS--COMMODITIES AND MEANS OF TRANSPORT BY DESTINATION: 1977 --CON.

TCC CODE	COMMODITY AND MEANS OF TRANSPORT	ALL SHIPMENTS						TONS (THOUSANDS) AND TON-MILES (MILLIONS) BY DIVISION OF DESTINATION			
		VALUE (MILLION DOLLARS) (A)	TONS (THOUSANDS) (B)	TON-MILES (MILLIONS) (C)	STANDARD ERROR (PERCENT) FOR COLUMNS--			NEW ENGLAND		MIDDLE ATLANTIC	
					(A)	(B)	(C)	TONS	TON-MILES	TONS	TON-MILES
32294	GLASS MIRRORS . . . . .	104	35	24	47	44	47	2	1	4	1
	MOTOR CARRIER . . . . .	104	35	24	47	44	47	2	1	4	1
	MOTOR CARRIER, ICC . . . . .	129	158	64	44	51	60	2	1	48	8
	PRIVATE TRUCK . . . . .	1	(Z)	(Z)	46	55	52	-	-	(Z)	(Z)
	AIR . . . . .	3	2	2	36	74	89	(Z)	(Z)	(Z)	(Z)
	PARCEL DELIVERY . . . . .	3	7	-	53	53	-	-	-	-	-
	OTHER AND UNKNOWN . . . . .	47	-	-	-	-	-	-	-	-	-
32296	ELECTRONIC GLASSWARE . . . . .	199	157	39	31	33	35	(Z)	(Z)	53	11
	RAIL . . . . .	6	7	3	29	30	29	-	-	7	7
	MOTOR CARRIER . . . . .	119	106	27	40	40	48	-	-	38	7
	MOTOR CARRIER, ICC . . . . .	118	105	27	40	40	48	-	-	37	7
	MOTOR CARRIER, NON-ICC . . . . .	1	1	(Z)	40	40	40	-	-	1	(Z)
	PRIVATE TRUCK . . . . .	64	44	9	22	23	13	(Z)	(Z)	9	2
	AIR . . . . .	1	(Z)	(Z)	73	59	55	-	-	-	-
	PARCEL DELIVERY . . . . .	8	(Z)	(Z)	99	98	98	(Z)	(Z)	(Z)	(Z)
	OTHER AND UNKNOWN . . . . .	-	-	-	-	-	-	-	-	-	-
32299	GLASS AND GLASSWARE, BLOWN AND PRESSE, NEC. . . . .	613	303	192	33	33	33	4	4	55	23
	RAIL . . . . .	38	98	87	79	47	45	-	-	9	7
	MOTOR CARRIER . . . . .	381	161	93	38	41	39	4	4	36	15
	MOTOR CARRIER, ICC . . . . .	364	157	93	37	42	39	4	4	36	15
	MOTOR CARRIER, NON-ICC . . . . .	17	3	1	72	69	65	-	-	(Z)	(Z)
	PRIVATE TRUCK . . . . .	75	39	8	55	41	65	-	-	9	1
	AIR . . . . .	10	(Z)	(Z)	74	60	75	-	-	(Z)	(Z)
	PARCEL DELIVERY . . . . .	45	2	1	52	50	46	(Z)	(Z)	(Z)	(Z)
	OTHER AND UNKNOWN . . . . .	65	3	2	63	38	99	-	-	1	(Z)
3241	HYDRAULIC CEMENT * . . . . .	3 305	86 751	9 446	12	15	15	634	78	5 428	381
	RAIL . . . . .	309	7 874	1 525	26	25	27	-	-	59	6
	MOTOR CARRIER . . . . .	1 805	42 690	4 141	14	14	16	458	54	4 080	227
	MOTOR CARRIER, ICC . . . . .	1 289	31 452	3 179	18	19	18	458	54	3 955	224
	MOTOR CARRIER, NON-ICC . . . . .	516	11 237	962	34	32	48	-	-	125	3
	PRIVATE TRUCK . . . . .	961	29 145	2 147	19	36	27	176	24	1 083	92
	AIR . . . . .	219	6 795	1 633	27	27	17	-	-	206	56
	WATER . . . . .	12	248	(Z)	21	17	80	-	-	-	-
	OTHER AND UNKNOWN . . . . .	-	-	-	-	-	-	-	-	-	-
32411	HYDRAULIC CEMENT; PORTLAND, NATURAL, MASONRY, POZZOLAN	2 995	73 711	8 769	12	12	16	624	77	5 251	376
	RAIL . . . . .	309	7 874	1 525	26	25	27	-	-	59	6
	MOTOR CARRIER . . . . .	1 765	42 548	4 126	14	14	16	452	54	4 016	223
	MOTOR CARRIER, ICC . . . . .	1 250	31 311	3 164	18	19	18	452	54	3 891	220
	MOTOR CARRIER, NON-ICC . . . . .	516	11 237	962	34	32	48	-	-	125	3
	PRIVATE TRUCK . . . . .	691	16 261	1 514	17	23	24	172	24	969	91
	AIR . . . . .	218	6 782	1 604	27	27	16	-	-	206	56
	WATER . . . . .	11	245	(Z)	8	5	100	-	-	-	-
	OTHER AND UNKNOWN . . . . .	-	-	-	-	-	-	-	-	-	-
32412	READY-MIX CONCRETE, ORY. . . . .	310	13 040	677	45	52	51	10	1	178	5
	MOTOR CARRIER . . . . .	39	141	15	87	60	62	6	1	64	4
	MOTOR CARRIER, ICC . . . . .	39	141	15	87	60	62	6	(Z)	114	2
	PRIVATE TRUCK . . . . .	270	12 884	633	49	53	55	4	-	-	-
	AIR . . . . .	(Z)	12	29	100	100	100	-	-	-	-
	WATER . . . . .	(Z)	3	(Z)	100	100	100	-	-	-	-
	OTHER AND UNKNOWN . . . . .	-	-	-	-	-	-	-	-	-	-
325	STRUCTURAL CLAY PRODUCTS . . . . .	2 570	24 218	4 929	5	7	8	288	144	2 744	446
	RAIL . . . . .	480	5 872	2 319	12	14	12	101	68	255	102
	MOTOR CARRIER . . . . .	1 291	8 386	1 519	8	10	8	131	55	1 542	264
	MOTOR CARRIER, ICC . . . . .	1 233	7 679	1 451	8	12	8	131	55	1 438	255
	MOTOR CARRIER, NON-ICC . . . . .	58	707	68	24	29	28	(Z)	(Z)	104	10
	PRIVATE TRUCK . . . . .	757	9 910	1 068	7	10	17	55	21	947	80
	AIR . . . . .	2	(Z)	(Z)	42	44	47	(Z)	(Z)	(Z)	(Z)
	WATER . . . . .	5	20	23	50	43	46	-	-	-	-
	PARCEL DELIVERY . . . . .	8	1	(Z)	32	42	30	(Z)	(Z)	(Z)	(Z)
	OTHER AND UNKNOWN . . . . .	27	29	(Z)	2	17	96	-	-	-	-
3251	BRICK AND STRUCTURAL CLAY TILE . . . . .	789	16 660	2 324	9	8	14	144	65	1 444	188
	RAIL . . . . .	175	4 180	1 307	20	21	23	75	38	169	62
	MOTOR CARRIER . . . . .	234	4 729	424	17	18	21	63	25	612	75
	MOTOR CARRIER, ICC . . . . .	199	4 076	373	20	22	23	63	25	536	5
	MOTOR CARRIER, NON-ICC . . . . .	35	653	51	33	36	39	-	-	76	50
	PRIVATE TRUCK . . . . .	380	7 750	592	13	9	10	6	2	663	(Z)
	AIR . . . . .	(Z)	(Z)	(Z)	85	56	59	-	-	-	-
	PARCEL DELIVERY . . . . .	(Z)	2	(Z)	100	100	100	-	-	-	-
	OTHER AND UNKNOWN . . . . .	-	-	-	-	-	-	-	-	-	-
32511	BRICK AND BLOCKS, CLAY AND SHALE . . . . .	776	16 557	2 288	9	8	14	142	65	1 430	186
	RAIL . . . . .	171	4 145	1 286	19	21	24	75	38	169	62
	MOTOR CARRIER . . . . .	230	4 700	417	17	18	21	61	24	606	75
	MOTOR CARRIER, ICC . . . . .	197	4 062	369	21	22	23	61	24	535	70
	MOTOR CARRIER, NON-ICC . . . . .	33	638	48	33	36	38	-	-	71	4
	PRIVATE TRUCK . . . . .	375	7 710	586	13	10	10	6	2	655	49
	AIR . . . . .	(Z)	(Z)	(Z)	84	57	66	-	-	-	-
	WATER . . . . .	(Z)	(Z)	(Z)	100	100	100	-	-	-	-
	PARCEL DELIVERY . . . . .	(Z)	2	(Z)	100	100	100	-	-	-	-
	OTHER AND UNKNOWN . . . . .	-	-	-	-	-	-	-	-	-	-
32531	CERAMIC WALL AND FLOOR TILE * . . . . .	265	528	279	12	14	13	25	10	89	23
	RAIL . . . . .	5	16	10	58	62	67	-	-	-	-
	MOTOR CARRIER . . . . .	119	225	118	16	16	16	20	8	59	13
	MOTOR CARRIER, ICC . . . . .	119	225	118	16	16	16	20	8	59	13
	MOTOR CARRIER, NON-ICC . . . . .	(Z)	(Z)	(Z)	100	100	100	-	-	-	-
	PRIVATE TRUCK . . . . .	134	275	(Z)	18	20	19	4	2	30	10
	AIR . . . . .	(Z)	(Z)	(Z)	100	95	98	-	-	(Z)	(Z)
	WATER . . . . .	(Z)	(Z)	(Z)	100	100	100	-	-	-	-
	PARCEL DELIVERY . . . . .	(Z)	(Z)	(Z)	85	82	76	(Z)	(Z)	(Z)	(Z)
	OTHER AND UNKNOWN . . . . .	7	12	(Z)	-	-	91	-	-	-	-
3255	REFRATORIES, CLAY AND NONCLAY . . . . .	1 310	6 416	2 261	9	12	11	68	50	1 337	238
	RAIL . . . . .	331	2 076	1 131	14	11	9	44	39	97	44
	MOTOR CARRIER . . . . .	824	3 107	840	10	13	10	17	7	922	172
	MOTOR CARRIER, ICC . . . . .	803	3 017	824	10	13	11	17	7	873	166
	MOTOR CARRIER, NON-ICC . . . . .	22	91	15	41	43	31	(Z)	(Z)	48	6



TONS (THOUSANDS) AND TON-MILES (MILLIONS) BY DIVISION OF DESTINATION--CON.

EAST NORTH CENTRAL		WEST NORTH CENTRAL		SOUTH ATLANTIC		EAST SOUTH CENTRAL		WEST SOUTH CENTRAL		MOUNTAIN		PACIFIC		DESTINATION UNKNOWN	TCC CODE AND MOT
TONS	TON-MILES	TONS	TON-MILES	TONS	TON-MILES	TONS	TON-MILES	TONS	TON-MILES	TONS	TON-MILES	TONS	TON-MILES	TONS	
13	5	2	2	5	1	1	1	2	2	1	2	5	10	-	32294
13	5	2	2	5	1	1	1	2	2	1	2	5	10	-	M.C.
14	8	6	4	23	12	18	2	35	14	12	15	(Z)	(Z)	-	ICC
(Z)	(Z)	(Z)	(Z)	(Z)	(Z)	(Z)	(Z)	-	-	-	-	(Z)	(Z)	-	P.T.
(Z)	(Z)	(Z)	(Z)	(Z)	(Z)	(Z)	(Z)	1	2	(Z)	(Z)	(Z)	(Z)	-	AIR
-	-	-	-	-	-	-	-	-	-	-	-	-	-	7	P.D.
-	-	-	-	-	-	-	-	-	-	-	-	-	-	-	OT-UK
99	17	(Z)	(Z)	(Z)	(Z)	-	-	(Z)	(Z)	-	-	5	11	-	32296
-	-	-	-	-	-	-	-	-	-	-	-	(Z)	1	-	RAIL
63	10	-	-	-	-	-	-	(Z)	(Z)	-	-	5	10	-	M.C.
63	10	-	-	-	-	-	-	(Z)	(Z)	-	-	5	10	-	ICC
-	-	-	-	-	-	-	-	-	-	-	-	-	-	-	N-ICC
35	7	-	-	-	-	-	-	(Z)	(Z)	-	-	(Z)	(Z)	-	P.T.
(Z)	(Z)	-	-	-	-	-	-	(Z)	(Z)	-	-	(Z)	(Z)	-	AIR
-	-	(Z)	(Z)	(Z)	(Z)	-	-	-	-	-	-	-	-	-	P.D.
61	21	43	30	45	17	6	4	24	11	3	3	59	80	2	32299
9	3	15	6	7	1	-	-	5	(Z)	-	-	52	69	-	RAIL
38	17	25	20	38	16	5	3	7	8	3	3	5	8	1	M.C.
36	17	25	20	37	16	5	3	7	8	3	3	5	8	1	ICC
2	(Z)	-	-	(Z)	(Z)	-	-	-	-	-	-	-	-	-	N-ICC
14	1	3	3	-	-	1	1	11	3	(Z)	(Z)	1	(Z)	-	P.T.
(Z)	(Z)	(Z)	(Z)	(Z)	(Z)	(Z)	(Z)	(Z)	(Z)	(Z)	(Z)	(Z)	(Z)	-	AIR
(Z)	(Z)	(Z)	(Z)	(Z)	(Z)	(Z)	(Z)	(Z)	(Z)	(Z)	(Z)	1	1	-	P.D.
-	-	-	-	-	-	-	-	(Z)	(Z)	-	-	1	2	1	OT-UK
14 136	2 174	7 600	770	11 723	2 002	8 762	803	13 177	1 266	6 211	700	18 836	1 272	245	3241
1 058	162	2 237	327	1 506	324	271	47	988	237	447	166	1 307	256	-	RAIL
7 401	599	3 688	400	7 256	1 011	2 266	264	7 731	611	4 281	407	5 528	569	-	M.C.
6 435	555	2 738	327	6 654	992	2 266	264	6 173	435	1 017	199	1 755	130	-	ICC
967	44	950	72	601	19	-	-	1 558	176	3 264	209	3 772	438	-	N-ICC
392	11	1 675	43	2 960	667	5 948	492	3 509	295	1 482	127	11 918	398	1	P.T.
5 285	1 403	-	-	-	-	277	1	945	123	-	-	82	50	-	WATER
-	-	-	-	1	(Z)	-	-	3	(Z)	-	-	-	-	244	OT-UK
14 045	2 166	6 279	757	11 005	1 946	4 965	358	12 930	1 219	6 205	700	12 163	1 171	245	32411
1 058	162	2 237	327	1 506	324	271	47	988	237	447	166	1 307	256	-	RAIL
7 396	598	3 679	399	7 214	1 004	2 250	262	7 731	611	4 281	407	5 528	569	-	M.C.
6 430	554	2 729	326	6 613	985	2 250	262	6 173	435	1 017	199	1 755	130	-	ICC
967	44	950	72	601	19	-	-	1 558	176	3 264	209	3 772	438	-	N-ICC
306	3	363	31	2 284	617	2 166	48	3 265	248	1 476	127	5 258	325	1	P.T.
5 285	1 403	-	-	-	-	277	1	945	123	-	-	70	21	-	WATER
-	-	-	-	1	(Z)	-	-	-	-	-	-	-	-	244	OT-UK
91	8	1 321	13	718	56	3 797	445	247	47	6	-	6 673	101	-	32412
5	1	9	1	42	7	15	2	-	-	-	-	-	-	-	M.C.
5	1	9	1	42	7	15	2	-	-	-	-	-	-	-	ICC
86	7	1 312	12	677	49	3 782	444	244	47	6	-	6 660	72	-	P.T.
-	-	-	-	-	-	-	-	-	-	-	-	12	29	-	WATER
-	-	-	-	-	-	-	-	3	(Z)	-	-	-	-	-	OT-UK
5 862	1 359	1 681	293	5 441	703	2 961	544	3 462	917	975	224	767	298	36	325
1 589	665	269	144	1 187	308	801	207	1 518	605	83	107	61	113	9	RAIL
2 779	494	255	80	1 580	218	1 008	96	1 753	160	97	48	241	99	-	M.C.
2 689	483	195	80	1 500	216	982	95	431	130	74	40	238	98	-	ICC
90	11	60	4	80	2	26	1	321	30	22	9	3	1	-	N-ICC
1 494	200	1 157	66	2 670	174	1 152	241	1 174	132	796	69	465	86	1	P.T.
(Z)	(Z)	-	-	(Z)	(Z)	(Z)	(Z)	(Z)	(Z)	(Z)	(Z)	(Z)	(Z)	(Z)	AIR
(Z)	(Z)	(Z)	(Z)	(Z)	(Z)	(Z)	(Z)	(Z)	(Z)	(Z)	(Z)	(Z)	(Z)	(Z)	WATER
(Z)	(Z)	(Z)	(Z)	(Z)	(Z)	(Z)	(Z)	(Z)	(Z)	(Z)	(Z)	(Z)	(Z)	(Z)	P.D.
(Z)	(Z)	(Z)	(Z)	(Z)	(Z)	(Z)	(Z)	(Z)	(Z)	(Z)	(Z)	(Z)	(Z)	(Z)	OT-UK
3 261	780	835	90	4 671	413	2 418	152	3 061	566	576	50	245	20	5	3251
1 121	522	48	26	975	193	454	49	1 321	403	12	14	-	-	5	RAIL
1 070	117	107	19	1 144	88	1 087	34	591	51	18	9	37	6	-	M.C.
1 028	112	51	16	1 063	87	1 055	33	243	21	2	(Z)	37	6	-	ICC
42	4	56	2	82	1	32	(Z)	348	30	17	8	-	-	-	N-ICC
1 070	141	680	45	2 550	132	876	70	1 150	111	546	27	208	14	-	P.T.
(Z)	(Z)	(Z)	(Z)	(Z)	(Z)	(Z)	-	-	-	-	-	(Z)	(Z)	-	P.D.
-	-	-	-	2	(Z)	-	-	-	-	-	-	-	-	-	OT-UK
3 219	774	832	87	4 646	405	2 412	149	3 050	553	576	50	245	20	5	32511
1 110	518	48	26	1 963	188	454	49	1 310	391	12	14	-	-	5	RAIL
1 059	115	103	16	1 139	87	1 087	34	591	51	18	9	37	6	-	M.C.
1 023	111	50	16	1 057	86	1 055	33	243	21	2	(Z)	37	6	-	ICC
36	4	53	(Z)	82	1	32	(Z)	348	30	17	8	-	-	-	N-ICC
1 051	141	680	45	2 542	131	871	66	1 150	111	546	27	208	14	-	P.T.
(Z)	(Z)	(Z)	(Z)	(Z)	(Z)	(Z)	-	-	-	-	-	(Z)	(Z)	-	P.D.
-	-	-	-	2	(Z)	-	-	-	-	-	-	-	-	-	OT-UK
68	26	27	15	83	39	64	31	47	25	36	25	76	84	12	32531
-	-	1	1	5	3	6	3	2	1	2	7	6	6	-	RAIL
38	15	7	4	36	17	19	11	11	8	7	6	27	36	-	M.C.
38	15	7	4	35	17	19	11	11	8	7	6	27	36	-	ICC
-	-	-	-	(Z)	(Z)	-	-	-	-	-	-	-	-	-	N-ICC
-	-	-	-	(Z)	(Z)	-	-	-	-	-	-	-	-	-	P.T.
-	-	-	-	(Z)	(Z)	-	-	-	-	-	-	-	-	-	AIR
-	-	-	-	(Z)	(Z)	-	-	-	-	-	-	-	-	-	WATER
(Z)	(Z)	(Z)	(Z)	(Z)	(Z)	(Z)	(Z)	(Z)	(Z)	(Z)	(Z)	(Z)	(Z)	-	P.D.
-	-	-	-	(Z)	(Z)	-	-	-	-	-	-	(Z)	(Z)	12	OT-UK
2 317	548	347	183	726	243	1 017	419	418	328	97	105	81	145	9	3255
540	183	255	137	264	126	476	189	275	215	63	83	62	117	-	RAIL
1 411	329	79	41	388	99	125	54	118	88	33	21	14	28	-	M.C.
1 383	325	75	40	386	98	124	54	113	85	31	21	14	28	-	ICC
28	4	5	1	1	1	2	(Z)	5	3	2	(Z)	-	-	-	N-ICC

TABLE 2. SHIPMENTS BY MANUFACTURING ESTABLISHMENTS--COMMODITIES AND MEANS OF TRANSPORT BY DESTINATION: 1977--CON.

TCC CODE	COMMODITY AND MEANS OF TRANSPORT	VALUE (MILLION DOLLARS) (A)	TONS (THOU- SANDS) (B)	STANDARD ERROR (PERCENT) FOR COLUMNS--			TONS (THOUSANDS) AND TON-MILES (MILLIONS) BY DIVISION OF DESTINATION							
				TON- MILES (MIL- LIONS) (C)			NEW ENGLAND		MIDDLE ATLANTIC					
				(A)	(B)	(C)	TONS	TON- MILES	TONS	TON- MILES				
3255	REFRACTORIES, CLAY AND NONCLAY													
	PRIVATE TRUCK . . . . .	128	1 201	265	19	44	70	6	4	318	22			
	AIR . . . . .	1	(Z)	(Z)	47	52	56	(Z)	(Z)	-	-			
	WATER . . . . .	5	22	25	50	43	46	-	-	-	-			
	PARCEL DELIVERY . . . . .	5	(Z)	(Z)	38	43	29	(Z)	(Z)	(Z)	(Z)			
	OTHER AND UNKNOWN . . . . .	15	10	(Z)	3	6	72	-	-	-	-			
32551	CLAY REFRACTORIES . . . . .	567	3 687	1 266	15	19	18	23	20	910	161			
	RAIL . . . . .	139	944	564	13	13	12	13	14	62	33			
	MOTOR CARRIER . . . . .	338	1 779	471	17	18	13	3	1	613	109			
	MOTOR CARRIER, ICC . . . . .	321	1 704	458	17	18	14	3	1	566	103			
	MOTOR CARRIER, NON-ICC . . . . .	17	75	14	45	46	33	(Z)	(Z)	47	6			
	PRIVATE TRUCK . . . . .	85	956	225	25	51	78	6	4	235	19			
	AIR . . . . .	1	(Z)	(Z)	66	59	60	(Z)	(Z)	-	-			
	WATER . . . . .	1	6	5	69	71	70	-	-	-	-			
	PARCEL DELIVERY . . . . .	1	(Z)	(Z)	39	61	62	(Z)	(Z)	(Z)	(Z)			
	OTHER AND UNKNOWN . . . . .	1	2	(Z)	10	29	72	-	-	-	-			
32552	NONCLAY REFRACTORIES . . . . .	744	2 729	994	11	13	13	45	30	428	78			
	RAIL . . . . .	192	1 131	566	23	21	17	30	24	35	11			
	MOTOR CARRIER . . . . .	486	1 328	368	11	15	17	14	6	309	63			
	MOTOR CARRIER, ICC . . . . .	481	1 313	367	11	15	17	14	6	308	63			
	MOTOR CARRIER, NON-ICC . . . . .	5	16	2	46	41	46	-	-	1	(Z)			
	PRIVATE TRUCK . . . . .	43	245	39	25	24	28	-	-	83	3			
	AIR . . . . .	1	(Z)	(Z)	51	58	66	(Z)	(Z)	-	-			
	WATER . . . . .	4	16	20	63	55	55	-	-	-	-			
	PARCEL DELIVERY . . . . .	4	(Z)	(Z)	42	28	33	(Z)	(Z)	(Z)	(Z)			
	OTHER AND UNKNOWN . . . . .	14	8	-	4	4	-	-	-	-	-			
3259	MISCELLANEOUS STRUCTURAL CLAY PRODUCTS . . . . .	212	1 728	299	11	13	15	71	29	202	36			
	RAIL . . . . .	3	30	25	73	83	78	-	-	-	-			
	MOTOR CARRIER . . . . .	112	873	173	14	17	19	31	15	137	30			
	MOTOR CARRIER, ICC . . . . .	107	832	168	15	18	20	31	15	137	30			
	MOTOR CARRIER, NON-ICC . . . . .	5	41	5	41	43	35	-	-	-	-			
	PRIVATE TRUCK . . . . .	97	825	101	20	19	14	40	14	65	6			
	AIR . . . . .	1	(Z)	(Z)	96	97	98	-	-	-	-			
	PARCEL DELIVERY . . . . .	1	(Z)	(Z)	96	85	96	(Z)	(Z)	(Z)	(Z)			
32591	CLAY CONDUIT, CULVERTS, PIPE, AND FITTINGS . . . . .	152	1 151	205	15	14	14	44	16	138	25			
	RAIL . . . . .	3	25	19	100	100	100	-	-	-	-			
	MOTOR CARRIER . . . . .	77	588	110	18	19	14	5	3	76	20			
	MOTOR CARRIER, ICC . . . . .	72	548	105	19	20	14	5	3	76	20			
	MOTOR CARRIER, NON-ICC . . . . .	5	40	5	25	24	23	-	-	-	-			
	PRIVATE TRUCK . . . . .	72	538	76	26	20	15	39	13	62	5			
	PARCEL DELIVERY . . . . .	1	(Z)	(Z)	91	95	89	-	-	-	-			
32594	CLAY ROOFING TILE . . . . .	21	154	29	45	49	34	1	(Z)	3	1			
	RAIL . . . . .	1	5	5	41	40	43	-	-	-	-			
	MOTOR CARRIER . . . . .	14	98	19	51	54	37	(Z)	(Z)	3	1			
	MOTOR CARRIER, ICC . . . . .	14	98	19	51	54	37	(Z)	(Z)	3	1			
	PRIVATE TRUCK . . . . .	6	51	5	64	61	57	(Z)	(Z)	-	-			
32599	STRUCTURAL CLAY PRODUCTS, NEC . . . . .	28	244	53	44	56	59	26	13	61	10			
	MOTOR CARRIER . . . . .	21	186	44	45	57	61	25	12	58	8			
	MOTOR CARRIER, ICC . . . . .	21	185	44	47	60	63	25	12	58	8			
	MOTOR CARRIER, NON-ICC . . . . .	(Z)	1	(Z)	100	100	100	-	-	-	-			
	PRIVATE TRUCK . . . . .	7	57	9	47	54	56	1	(Z)	3	1			
	AIR . . . . .	(Z)	(Z)	(Z)	96	97	98	-	-	-	-			
	PARCEL DELIVERY . . . . .	(Z)	(Z)	(Z)	100	100	100	(Z)	(Z)	(Z)	(Z)			
326	POTTERY AND RELATED PRODUCTS . . . . .	1 399	1 072	574	6	10	9	75	41	131	46			
	RAIL . . . . .	84	100	89	22	28	25	20	12	3	2			
	MOTOR CARRIER . . . . .	861	589	359	8	11	11	47	26	96	34			
	MOTOR CARRIER, ICC . . . . .	829	547	352	8	11	12	47	26	94	34			
	MOTOR CARRIER, NON-ICC . . . . .	32	43	8	45	56	51	-	-	2	(Z)			
	PRIVATE TRUCK . . . . .	282	357	114	17	21	23	7	4	29	8			
	AIR . . . . .	39	2	2	38	30	26	(Z)	(Z)	(Z)	(Z)			
	WATER . . . . .	2	2	3	57	54	63	-	-	1	(Z)			
	PARCEL DELIVERY . . . . .	92	7	6	16	17	22	1	(Z)	1	1			
	OTHER AND UNKNOWN . . . . .	39	15	2	10	41	72	(Z)	(Z)	(Z)	(Z)			
32611	VITREOUS CHINA PLUMBING FIXTURES * . . . . .	439	494	264	15	18	18	24	13	57	15			
	RAIL . . . . .	58	60	59	32	40	36	2	1	(Z)	(Z)			
	MOTOR CARRIER . . . . .	263	273	131	18	19	23	20	11	40	10			
	MOTOR CARRIER, ICC . . . . .	243	243	123	19	21	25	20	11	40	10			
	MOTOR CARRIER, NON-ICC . . . . .	20	30	7	77	81	63	-	-	(Z)	(Z)			
	PRIVATE TRUCK . . . . .	117	160	73	37	41	41	3	1	17	5			
	AIR . . . . .	(Z)	(Z)	(Z)	71	76	70	-	-	-	-			
	PARCEL DELIVERY . . . . .	(Z)	(Z)	(Z)	51	60	53	(Z)	(Z)	(Z)	(Z)			
	OTHER AND UNKNOWN . . . . .	1	1	1	100	100	100	-	-	-	-			
32621	VITREOUS CHINA KITCHEN AND TABLE ARTICLES * . . . . .	254	133	89	8	10	11	5	3	23	7			
	RAIL . . . . .	10	9	9	30	56	34	(Z)	(Z)	(Z)	(Z)			
	MOTOR CARRIER . . . . .	184	87	68	9	10	13	5	2	22	7			
	MOTOR CARRIER, ICC . . . . .	179	84	67	9	10	13	5	2	20	7			
	MOTOR CARRIER, NON-ICC . . . . .	5	3	(Z)	48	63	40	-	-	2	(Z)			
	PRIVATE TRUCK . . . . .	35	32	9	35	33	26	-	-	1	(Z)			
	AIR . . . . .	(Z)	(Z)	(Z)	48	41	51	(Z)	(Z)	(Z)	(Z)			
	WATER . . . . .	1	(Z)	1	68	65	75	-	-	-	-			
	PARCEL DELIVERY . . . . .	16	2	2	16	13	11	(Z)	(Z)	(Z)	(Z)			
	OTHER AND UNKNOWN . . . . .	8	3	-	-	-	-	-	-	-	-			
32641	PORCELAIN ELECTRICAL SUPPLIES * . . . . .	424	219	149	13	19	20	11	7	27	7			
	RAIL . . . . .	20	19	15	26	27	24	(Z)	(Z)	-	-			
	MOTOR CARRIER . . . . .	247	151	115	16	19	20	9	6	19	5			
	MOTOR CARRIER, ICC . . . . .	246	151	115	15	19	20	9	6	19	5			
	MOTOR CARRIER, NON-ICC . . . . .	(Z)	(Z)	(Z)	83	83	97	-	-	-	-			





TABLE 2. SHIPMENTS BY MANUFACTURING ESTABLISHMENTS--COMMODITIES AND MEANS OF TRANSPORT BY DESTINATION: 1977--CON.

TCC CODE	COMMODITY AND MEANS OF TRANSPORT	ALL SHIPMENTS						TONS (THOUSANDS) AND TON-MILES (MILLIONS) BY DIVISION OF DESTINATION					
		VALUE (MILLION DOLLARS) (A)	TONS (THOU- SANDS) (B)	TON- MILES (MIL- LIONS) (C)	STANDARD ERROR (PERCENT) FOR COLUMNS--			NEW ENGLAND		MIDDLE ATLANTIC			
					(A)	(B)	(C)	TONS	TON- MILES	TONS	TON- MILES		
32641	PORCELAIN ELECTRICAL SUPPLIES *												
	PRIVATE TRUCK . . . . .	76	44	18	28	29	33	1	1	6	2		
	AIR . . . . .	26	1	1	57	38	32	(Z)	(Z)	(Z)	(Z)		
	WATER . . . . .	1	1	(Z)	69	70	86	-	-	1	(Z)		
	PARCEL DELIVERY . . . . .	42	1	1	25	24	22	(Z)	(Z)	(Z)	(Z)		
	OTHER AND UNKNOWN . . . . .	12	1	1	21	32	90	(Z)	(Z)	(Z)	(Z)		
32699	POTTERY PRODUCTS, NEC *	239	195	79	12	13	14	9	5	29	13		
	RAIL . . . . .	4	8	6	31	34	30	4	2	2	2		
	MOTOR CARRIER . . . . .	136	88	47	18	22	23	4	2	19	10		
	MOTOR CARRIER, ICC . . . . .	128	76	47	18	22	23	4	2	19	10		
	MOTOR CARRIER, NON-ICC . . . . .	7	12	1	90	98	84	-	-	-	-		
	PRIVATE TRUCK . . . . .	57	89	23	26	18	10	1	1	7	1		
	AIR . . . . .	13	1	1	13	38	39	(Z)	(Z)	(Z)	(Z)		
	WATER . . . . .	1	(Z)	(Z)	85	95	82	-	-	(Z)	(Z)		
	PARCEL DELIVERY . . . . .	12	2	2	27	35	47	(Z)	(Z)	(Z)	(Z)		
	OTHER AND UNKNOWN . . . . .	15	8	(Z)	14	69	76	-	-	(Z)	(Z)		
327	CONCRETE, GYPSUM, AND PLASTER PRODUCTS	11 486	453 855	17 283	9	11	29	16 047	309	45 064	1 453		
	RAIL . . . . .	391	7 263	2 261	29	11	16	145	56	678	129		
	MOTOR CARRIER . . . . .	2 122	35 962	3 950	18	17	12	980	119	6 971	453		
	MOTOR CARRIER, ICC . . . . .	1 982	31 341	3 727	18	19	13	980	119	5 223	411		
	MOTOR CARRIER, NON-ICC . . . . .	139	4 621	223	33	42	20	-	-	1 748	43		
	PRIVATE TRUCK . . . . .	8 753	404 105	10 904	9	11	42	14 922	134	37 364	866		
	AIR . . . . .	(Z)	20	2	100	100	100	-	-	20	2		
	WATER . . . . .	135	3 374	166	62	49	36	-	-	30	2		
	PARCEL DELIVERY . . . . .	(Z)	(Z)	(Z)	81	55	67	-	-	-	-		
	OTHER AND UNKNOWN . . . . .	85	3 131	1	65	7	68	-	-	-	-		
3271	CONCRETE PRODUCTS	3 726	73 191	2 350	13	12	17	1 790	38	12 347	372		
	RAIL . . . . .	95	216	122	95	80	88	-	-	16	2		
	MOTOR CARRIER . . . . .	1 053	15 887	739	31	28	24	150	21	4 603	160		
	MOTOR CARRIER, ICC . . . . .	988	13 505	691	34	34	26	150	21	3 023	148		
	MOTOR CARRIER, NON-ICC . . . . .	65	2 383	48	53	61	41	-	-	1 580	20		
	PRIVATE TRUCK . . . . .	2 445	53 836	1 413	16	17	22	1 640	18	7 708	200		
	AIR . . . . .	(Z)	21	2	100	100	100	-	-	21	2		
	WATER . . . . .	81	1 641	73	67	69	17	-	-	-	-		
	PARCEL DELIVERY . . . . .	(Z)	(Z)	(Z)	100	100	100	-	-	-	-		
	OTHER AND UNKNOWN . . . . .	52	1 590	(Z)	72	18	69	-	-	-	-		
32711	CONCRETE BRICK AND BLOCKS	1 101	37 006	918	20	22	27	2	(Z)	8 935	178		
	RAIL . . . . .	(Z)	8	1	100	100	100	-	-	-	-		
	MOTOR CARRIER . . . . .	100	3 439	83	50	52	37	-	-	1 594	21		
	MOTOR CARRIER, ICC . . . . .	54	1 222	42	78	78	68	-	-	13	1		
	MOTOR CARRIER, NON-ICC . . . . .	47	2 216	41	65	65	47	-	-	1 580	20		
	PRIVATE TRUCK . . . . .	994	33 391	831	21	24	29	2	(Z)	7 321	155		
	AIR . . . . .	(Z)	21	2	100	100	100	-	-	21	2		
	PARCEL DELIVERY . . . . .	(Z)	(Z)	(Z)	100	100	100	-	-	-	-		
	OTHER AND UNKNOWN . . . . .	6	147	(Z)	12	12	92	-	-	-	-		
32714	CONCRETE CONDUIT, CULVERTS AND DRAINS	1 468	20 904	953	31	29	31	158	23	2 824	127		
	RAIL . . . . .	95	208	120	95	84	90	-	-	16	2		
	MOTOR CARRIER . . . . .	655	8 695	405	52	53	42	150	21	2 452	80		
	MOTOR CARRIER, ICC . . . . .	637	8 529	397	54	55	43	150	21	2 452	80		
	MOTOR CARRIER, NON-ICC . . . . .	18	166	7	100	100	100	-	-	-	-		
	PRIVATE TRUCK . . . . .	708	11 902	429	40	40	42	7	2	357	44		
	OTHER AND UNKNOWN . . . . .	10	99	-	74	74	-	-	-	-	-		
32715	CONCRETE STRUCTURAL SHAPES, REINFORCED	564	8 348	313	36	43	36	-	-	570	67		
	MOTOR CARRIER . . . . .	182	2 174	174	54	51	53	-	-	557	67		
	MOTOR CARRIER, ICC . . . . .	182	2 174	174	54	51	53	-	-	557	67		
	PRIVATE TRUCK . . . . .	294	3 792	79	42	57	51	-	-	13	(Z)		
	WATER . . . . .	56	1 050	59	60	56	17	-	-	-	-		
	OTHER AND UNKNOWN . . . . .	32	1 332	(Z)	93	82	100	-	-	-	-		
32719	CONCRETE PRODUCTS, NEC	554	6 072	141	39	48	42	1 631	15	18	(Z)		
	MOTOR CARRIER . . . . .	106	1 393	69	86	94	70	-	-	(Z)	(Z)		
	MOTOR CARRIER, ICC . . . . .	106	1 393	69	86	94	70	-	-	(Z)	(Z)		
	PRIVATE TRUCK . . . . .	443	4 667	72	41	50	48	1 631	15	18	(Z)		
	OTHER AND UNKNOWN . . . . .	5	12	(Z)	74	79	77	-	-	-	-		
32731	READY-MIX CONCRETE, WET *	6 068	355 254	9 624	14	13	49	11 644	95	28 319	640		
	RAIL . . . . .	-	-	-	1	4	40	-	-	-	-		
	MOTOR CARRIER . . . . .	13	1 140	10	49	48	33	-	-	-	-		
	MOTOR CARRIER, ICC . . . . .	1	60	1	96	99	100	-	-	-	-		
	MOTOR CARRIER, NON-ICC . . . . .	12	1 080	9	51	51	36	-	-	-	-		
	PRIVATE TRUCK . . . . .	6 038	352 572	9 588	14	13	49	11 644	95	28 319	640		
	WATER . . . . .	4	696	25	54	63	84	-	-	-	-		
	OTHER AND UNKNOWN . . . . .	14	846	(Z)	-	-	100	-	-	-	-		
32741	LIME AND LIME PLASTER *	464	14 146	2 203	15	18	17	662	94	2 179	288		
	RAIL . . . . .	180	5 034	1 144	17	16	17	169	36	611	96		
	MOTOR CARRIER . . . . .	253	7 702	958	22	24	22	487	58	1 478	187		
	MOTOR CARRIER, ICC . . . . .	228	6 901	835	25	28	27	487	58	1 301	169		
	MOTOR CARRIER, NON-ICC . . . . .	25	802	123	18	17	21	-	-	177	18		
	PRIVATE TRUCK . . . . .	26	1 298	99	33	40	39	6	(Z)	67	4		
	WATER . . . . .	1	23	2	55	60	60	-	-	23	2		
	OTHER AND UNKNOWN . . . . .	4	88	(Z)	1	1	100	-	-	-	-		
3275	GYPSUM PRODUCTS	1 143	14 416	2 920	13	15	21	445	70	1 547	134		
	RAIL . . . . .	86	1 432	704	32	33	42	19	22	21	28		
	MOTOR CARRIER . . . . .	743	10 084	1 697	13	14	16	406	45	1 411	104		
	MOTOR CARRIER, ICC . . . . .	696	9 402	1 641	13	14	16	406	45	1 411	104		
	MOTOR CARRIER, NON-ICC . . . . .	46	682	56	86	86	70	-	-	-	-		
	PRIVATE TRUCK . . . . .	312	2 875	462	29	22	29	19	3	114	3		
	WATER . . . . .	2	24	55	100	100	100	-	-	-	-		
	PARCEL DELIVERY . . . . .	(Z)	(Z)	(Z)	85	69	76	-	-	-	-		



TABLE 2. SHIPMENTS BY MANUFACTURING ESTABLISHMENTS--COMMODITIES AND MEANS OF TRANSPORT BY DESTINATION: 1977--CON.

TCC CODE	COMMODITY AND MEANS OF TRANSPORT	ALL SHIPMENTS						TONS (THOUSANDS) AND TON-MILES (MILLIONS) BY DIVISION OF DESTINATION			
		VALUE (MILLION DOLLARS) (A)	TONS (THOU- SANDS) (B)	TON- MILES (MIL- LIONS) (C)	STANDARD ERROR (PERCENT) FOR COLUMNS--			NEW ENGLAND		MIDDLE ATLANTIC	
					(A)	(B)	(C)	TONS	TON- MILES	TONS	TON- MILES
3275	GYPSUM PRODUCTS, . . . . . OTHER AND UNKNOWN. . . . .	(Z)	1	(Z)	100	100	100	-	-	-	-
32751	GYPSUM LATH. . . . . MOTOR CARRIER. . . . . MOTOR CARRIER, ICC . . . . . PRIVATE TRUCK. . . . .	9 8 8 1	112 105 105 7	12 11 11 (Z)	39 38 38 74	39 38 42 84	42 42 42 96	5 5 5 -	(Z) (Z) (Z) -	28 27 27 1	3 3 3 (Z)
32752	GYPSUM PLASTER . . . . . RAIL . . . . . MOTOR CARRIER. . . . . MOTOR CARRIER, ICC . . . . . MOTOR CARRIER, NON-ICC . . . . . PRIVATE TRUCK. . . . . PARCEL DELIVERY. . . . .	220 21 51 49 2 147 (Z)	1 668 364 623 621 2 681 (Z)	520 249 130 129 (Z) 141 (Z)	43 70 28 29 (Z) 72 (Z)	32 66 32 32 (Z) 53 (Z)	55 76 39 39 (Z) 70 (Z)	39 19 19 19 - - -	25 22 3 3 - - -	122 21 101 101 - - -	46 28 18 18 - - -
32753	GYPSUM BUILDING MATERIALS. . . . . RAIL . . . . . MOTOR CARRIER. . . . . MOTOR CARRIER, ICC . . . . . PRIVATE TRUCK. . . . . WATER. . . . . PARCEL DELIVERY. . . . . OTHER AND UNKNOWN. . . . .	107 5 56 56 46 (Z) (Z) (Z)	784 108 347 347 328 (Z) (Z) 1	195 64 87 87 43 (Z) (Z) (Z)	35 44 42 42 56 - - 100	35 35 47 47 58 - - 100	40 51 61 61 49 - - 100	9 - 9 9 - - - -	1 - 1 1 - - - -	38 - 37 37 1 - - -	5 - 5 5 - - - -
32754	GYPSUM WALLBOARD . . . . . RAIL . . . . . MOTOR CARRIER. . . . . MOTOR CARRIER, ICC . . . . . MOTOR CARRIER, NON-ICC . . . . . PRIVATE TRUCK. . . . . WATER. . . . . PARCEL DELIVERY. . . . .	786 60 606 562 44 118 2 (Z)	11 818 960 8 974 8 295 86 1 859 24 (Z)	2 193 392 1 469 1 413 86 278 55 (Z)	15 37 15 15 86 30 100 (Z)	15 37 17 17 70 29 100 (Z)	20 44 17 17 70 36 100 (Z)	392 - 373 373 - 19 - -	44 - 40 40 - 3 - -	1 327 - 1 215 1 215 - 112 - -	80 78 78 78 - 3 - -
3281	CUT STONE AND STONE PRODUCTS * . . . . . RAIL . . . . . MOTOR CARRIER. . . . . MOTOR CARRIER, ICC . . . . . MOTOR CARRIER, NON-ICC . . . . . PRIVATE TRUCK. . . . . PARCEL DELIVERY. . . . . OTHER AND UNKNOWN. . . . .	629 24 233 231 2 368 2 3	11 578 1 659 2 053 1 684 369 7 825 (Z) 40	674 214 301 297 5 158 (Z) (Z)	12 36 18 19 75 16 (Z) 63	57 43 55 19 100 78 (Z) 86	14 24 15 16 93 35 65 100	257 11 169 169 - 77 (Z) (Z)	37 8 26 26 - 3 (Z) (Z)	3 820 1 034 802 802 - 1 984 (Z) -	144 30 72 72 - 41 (Z) -
32811	CUT GRANITE AND GRANITE PRODUCTS . . . . . RAIL . . . . . MOTOR CARRIER. . . . . MOTOR CARRIER, ICC . . . . . MOTOR CARRIER, NON-ICC . . . . . PRIVATE TRUCK. . . . . PARCEL DELIVERY. . . . .	219 2 106 106 (Z) 111 (Z)	2 238 33 192 192 (Z) 2 013 (Z)	184 18 118 118 (Z) 48 (Z)	19 27 29 29 (Z) 26 (Z)	53 20 30 30 (Z) 69 (Z)	21 19 29 29 (Z) 31 (Z)	88 - 12 12 - 76 -	5 - 2 2 - 3 -	1 854 17 34 34 - 1 802 -	40 8 14 14 - 18 -
32812	CUT LIMESTONE AND LIMESTONE PRODUCTS . . . . . RAIL . . . . . MOTOR CARRIER. . . . . MOTOR CARRIER, ICC . . . . . MOTOR CARRIER, NON-ICC . . . . . PRIVATE TRUCK. . . . . OTHER AND UNKNOWN. . . . .	103 10 60 59 1 31 2	7 252 1 504 1 683 1 315 368 4 025 40	360 152 144 140 4 63 -	22 35 32 35 100 43 87	68 47 61 25 100 96 87	22 18 30 30 100 63 -	167 11 156 156 - - -	32 8 23 23 - - -	1 800 1 002 675 675 - 124 -	64 16 39 39 - 9 -
32813	CUT MARBLE AND MARBLE PRODUCTS . . . . . RAIL . . . . . MOTOR CARRIER. . . . . MOTOR CARRIER, ICC . . . . . MOTOR CARRIER, NON-ICC . . . . . PRIVATE TRUCK. . . . . PARCEL DELIVERY. . . . . OTHER AND UNKNOWN. . . . .	245 3 47 46 1 193 (Z) 1	259 47 38 37 1 173 (Z) 1	55 26 13 12 1 16 (Z) (Z)	26 100 55 57 89 21 (Z) 69	44 100 49 52 91 34 (Z) 70	70 100 60 62 83 63 (Z) 100	1 - - - - (Z) (Z) (Z)	(Z) - - - - (Z) (Z) (Z)	(Z) - - - - (Z) (Z) -	(Z) - - - - (Z) (Z) -
32819	CUT STONE AND STONE PRODUCTS, NEC. . . . . RAIL . . . . . MOTOR CARRIER. . . . . MOTOR CARRIER, ICC . . . . . PRIVATE TRUCK. . . . . PARCEL DELIVERY. . . . .	54 9 18 18 27 1	1 797 74 135 135 1 588 (Z)	71 18 25 25 28 (Z)	56 59 40 40 77 74	93 62 32 32 67 77	43 55 28 28 67 88	(Z) - (Z) (Z) - (Z)	(Z) - (Z) (Z) - (Z)	166 15 93 93 58 (Z)	40 6 19 19 14 (Z)
329	ABRASIVES AND ASBESTOS PRODUCTS. . . . . RAIL . . . . . MOTOR CARRIER. . . . . MOTOR CARRIER, ICC . . . . . MOTOR CARRIER, NON-ICC . . . . . PRIVATE TRUCK. . . . . AIR. . . . . WATER. . . . . PARCEL DELIVERY. . . . . OTHER AND UNKNOWN. . . . .	7 752 1 347 4 474 4 303 171 1 000 250 34 419 229	56 985 20 227 18 408 12 768 5 640 17 772 5 244 19 309	11 233 8 047 2 457 2 362 94 659 7 44 13 6	7 9 8 8 24 15 24 59 21 15	23 22 11 26 45 50 35 61 27 26 38	15 22 11 11 28 26 29 86 26 38	581 331 231 231 - 16 (Z) - 1 1	428 327 90 90 - 8 1 - 2	6 972 1 108 1 576 1 499 77 4 263 1 19 3 2	1 516 1 067 310 308 2 109 1 26 1 2
3291	ABRASIVE PRODUCTS. . . . . RAIL . . . . . MOTOR CARRIER. . . . . MOTOR CARRIER, ICC . . . . . MOTOR CARRIER, NON-ICC . . . . . PRIVATE TRUCK. . . . . AIR. . . . . WATER. . . . . PARCEL DELIVERY. . . . . OTHER AND UNKNOWN. . . . .	2 079 186 1 266 1 254 12 348 141 2 121 15	1 401 143 608 584 23 638 1 (Z) 5 6	469 112 273 259 14 80 2 (Z) 2 (Z)	7 21 9 9 58 13 33 100 22 45	27 42 30 30 81 46 22 100 29 13	24 37 28 28 97 39 29 100 20 77	81 39 33 33 - 9 (Z) - (Z) -	54 32 14 14 - 8 (Z) - (Z) -	606 12 98 97 1 495 (Z) - 1 (Z)	76 10 31 31 (Z) 34 (Z) - (Z) (Z)
32911	NONMETALLIC ARTIFICIAL GRAIN, POWDERS, FLOUR ABRASIVES	274	513	79	25	67	61	45	37	414	4



TONS (TMOUSANOS) AND TON-MILES (MILLIONS) BY DIVISION OF DESTINATION--CON.

EAST NORTH CENTRAL		WEST NORTH CENTRAL		SOUTH ATLANTIC		EAST SOUTH CENTRAL		WEST SOUTH CENTRAL		MOUNTAIN		PACIFIC		DESTINATION UNKNOWN	TCC CODE AND MOT
TONS	TON-MILES	TONS	TON-MILES	TONS	TON-MILES	TONS	TON-MILES	TONS	TON-MILES	TONS	TON-MILES	TONS	TON-MILES	TONS	
-	-	-	-	-	-	-	-	-	-	1	(Z)	-	-	-	3275 OT-UK
2	1	-	-	52	7	-	-	-	-	-	-	25	(Z)	-	32751
2	1	-	-	52	7	-	-	-	-	-	-	19	(Z)	-	M.C.
2	1	-	-	52	7	-	-	-	-	-	-	19	(Z)	-	ICC
-	-	-	-	-	-	-	-	-	-	-	-	6	(Z)	-	P.T.
316	110	187	64	156	42	249	46	278	56	53	21	268	109	-	32752
79	59	18	5	43	24	2	1	31	20	-	-	151	89	-	RAIL
139	26	33	6	83	13	15	5	102	24	49	21	81	15	-	M.C.
139	26	33	6	83	13	15	5	102	24	49	21	79	14	-	ICC
-	-	-	-	-	-	-	-	-	-	-	-	2	(Z)	-	N-ICC
98	25	136	54	30	6	232	39	145	12	4	(Z)	36	5	-	P.T.
(Z)	(Z)	-	-	-	-	-	-	-	-	-	-	-	-	-	P.O.
86	8	65	10	149	58	23	5	204	39	68	49	142	20	-	32753
11	4	37	(Z)	19	18	-	-	21	20	19	22	-	-	-	RAIL
74	4	9	3	123	39	18	3	21	4	36	20	21	8	-	M.C.
74	4	9	3	123	39	18	3	21	4	36	20	21	8	-	ICC
-	-	18	7	7	2	6	2	162	15	12	6	121	11	-	P.T.
-	-	-	-	-	-	-	-	-	-	-	-	(Z)	1	-	WATER
-	-	(Z)	(Z)	-	-	(Z)	(Z)	-	-	-	-	-	-	-	P.O.
-	-	-	-	-	-	-	-	-	-	1	(Z)	-	-	-	OT-UK
1 683	293	942	176	1 796	283	529	133	1 624	384	779	161	2 712	638	33	32754
78	29	54	15	64	14	38	18	51	19	75	41	600	257	-	RAIL
1 564	260	860	155	1 722	268	459	108	1 267	308	214	69	1 301	182	-	M.C.
1 564	260	860	155	1 722	268	459	108	1 205	291	214	69	684	144	-	ICC
-	-	-	-	-	-	-	-	63	17	-	-	617	39	-	N-ICC
42	5	27	7	10	1	33	7	306	57	490	52	788	144	33	P.T.
-	-	(Z)	(Z)	-	-	-	-	-	-	-	-	24	55	-	WATER
-	-	-	-	-	-	-	-	-	-	-	-	-	-	-	P.O.
6 256	275	533	46	277	61	73	15	277	75	13	8	32	13	40	3281
460	132	66	25	3	(Z)	8	1	77	17	-	-	-	-	-	RAIL
453	96	411	16	134	34	20	10	50	30	9	7	6	10	(Z)	M.C.
452	96	43	12	134	34	20	10	50	30	9	7	6	10	(Z)	ICC
1	(Z)	368	4	-	-	-	-	(Z)	(Z)	(Z)	(Z)	-	-	-	N-ICC
5 342	46	57	5	140	26	45	4	150	28	4	2	26	3	(Z)	P.T.
(Z)	(Z)	(Z)	(Z)	(Z)	(Z)	(Z)	(Z)	(Z)	(Z)	-	-	(Z)	(Z)	-	P.O.
-	-	-	-	-	-	-	-	-	-	-	-	-	-	-	40 OT-UK
75	42	26	12	109	15	28	13	47	42	4	4	6	11	(Z)	32811
2	1	3	3	3	(Z)	2	1	5	5	-	-	-	-	-	RAIL
67	39	11	5	18	10	14	9	27	25	4	3	6	10	-	M.C.
67	39	11	5	18	10	14	9	27	25	4	3	6	10	-	ICC
-	-	-	-	-	-	-	-	(Z)	(Z)	-	-	-	-	-	N-ICC
6	2	12	4	89	5	12	3	15	12	1	1	(Z)	1	(Z)	P.T.
-	-	-	-	-	-	-	-	(Z)	(Z)	-	-	(Z)	(Z)	-	P.O.
4 445	171	471	31	108	32	24	1	178	28	(Z)	(Z)	18	(Z)	40	32812
365	95	62	23	-	-	-	-	65	10	-	-	-	-	-	RAIL
342	52	398	9	90	17	4	1	19	4	-	-	-	-	-	M.C.
342	52	30	5	90	17	4	1	19	4	-	-	-	-	-	ICC
-	-	368	4	-	-	-	-	-	-	-	-	-	-	-	N-ICC
3 739	24	11	(Z)	19	15	19	1	95	14	(Z)	(Z)	18	(Z)	-	P.T.
-	-	-	-	-	-	-	-	-	-	-	-	-	-	-	40 OT-UK
165	38	32	3	27	8	20	1	4	1	8	3	1	1	(Z)	32813
41	25	-	-	6	1	-	-	-	-	-	-	-	-	-	RAIL
13	3	2	2	16	5	(Z)	(Z)	2	1	5	3	(Z)	(Z)	(Z)	M.C.
12	2	2	2	16	5	(Z)	(Z)	2	1	4	3	(Z)	(Z)	(Z)	ICC
1	(Z)	-	-	-	-	-	-	-	-	(Z)	(Z)	-	-	-	N-ICC
111	10	30	1	11	3	14	(Z)	3	(Z)	4	(Z)	1	1	-	P.T.
(Z)	(Z)	-	-	(Z)	(Z)	-	-	-	-	-	-	-	-	-	P.O.
-	-	-	-	-	-	-	-	-	-	-	-	-	-	(Z)	OT-UK
1 570	24	(Z)	(Z)	16	3	1	(Z)	44	3	(Z)	(Z)	(Z)	(Z)	-	32819
52	10	(Z)	(Z)	-	-	-	-	7	1	-	-	-	-	-	RAIL
31	3	(Z)	(Z)	10	2	1	(Z)	(Z)	(Z)	(Z)	(Z)	-	-	-	M.C.
31	3	(Z)	(Z)	10	2	1	(Z)	(Z)	(Z)	(Z)	(Z)	-	-	-	ICC
1 487	11	(Z)	(Z)	5	1	-	-	37	2	-	-	(Z)	(Z)	-	P.T.
-	-	(Z)	(Z)	(Z)	(Z)	(Z)	(Z)	(Z)	(Z)	-	-	-	-	-	P.O.
20 736	1 744	2 662	526	5 335	1 628	10 635	2 017	3 571	1 266	830	343	5 397	1 764	266	329
2 511	967	679	341	2 909	1 222	9 501	1 794	1 735	852	208	212	1 225	1 264	20	RAIL
11 591	653	474	161	1 708	325	878	196	1 009	310	157	93	784	319	(Z)	M.C.
6 277	605	474	161	1 636	322	870	191	971	298	148	89	663	300	(Z)	ICC
5 314	48	(Z)	(Z)	72	4	8	5	38	13	9	4	121	19	-	N-ICC
6 623	121	1 508	24	715	77	247	26	550	86	465	37	3 383	172	-	P.T.
1	(Z)	(Z)	(Z)	(Z)	(Z)	(Z)	(Z)	(Z)	(Z)	(Z)	(Z)	2	4	-	AIR
-	-	-	-	(Z)	(Z)	(Z)	(Z)	224	15	-	-	1	2	-	WATER
10	4	1	1	2	2	1	(Z)	1	1	(Z)	(Z)	2	2	(Z)	P.O.
(Z)	(Z)	(Z)	(Z)	(Z)	1	9	1	52	(Z)	(Z)	(Z)	(Z)	(Z)	245	OT-UK
301	89	205	70	49	25	43	22	61	57	6	5	43	71	6	3291
34	22	31	26	2	1	8	2	9	8	1	1	6	10	-	RAIL
178	49	148	42	34	17	32	18	51	48	2	3	32	50	-	M.C.
172	49	148	42	34	17	25	14	42	40	2	3	32	50	-	ICC
6	1	-	-	-	-	8	5	8	8	-	-	-	-	-	N-ICC
87	17	25	1	13	7	2	1	1	1	2	1	5	10	-	P.T.
(Z)	(Z)	(Z)	(Z)	(Z)	(Z)	(Z)	(Z)	(Z)	(Z)	(Z)	(Z)	(Z)	1	-	AIR
-	-	-	-	-	-	(Z)	(Z)	-	-	-	-	-	-	-	WATER
3	(Z)	(Z)	(Z)	(Z)	(Z)	(Z)	(Z)	(Z)	(Z)	(Z)	(Z)	(Z)	1	(Z)	P.O.
-	-	(Z)	(Z)	(Z)	(Z)	-	-	-	-	(Z)	(Z)	-	-	6	OT-UK
24	13	13	7	1	1	7	2	3	3	(Z)	(Z)	5	12	(Z)	32911

TABLE 2. SHIPMENTS BY MANUFACTURING ESTABLISHMENTS--COMMODITIES AND MEANS OF TRANSPORT BY DESTINATION: 1977--CON.

TCC CODE	COMMODITY AND MEANS OF TRANSPORT	ALL SHIPMENTS						TONS (THOUSANDS) AND TON-MILES (MILLIONS) BY DIVISION OF DESTINATION					
		VALUE (MILLION DOLLARS) (A)	TONS (THOU- SANDS) (B)	TON- MILES (MIL- LIONS) (C)	STANDARD ERROR (PERCENT) FOR COLUMNS--			NEW ENGLAND		MIDDLE ATLANTIC			
					(A)	(B)	(C)	TONS	TON- MILES	TONS	TON- MILES		
32911	NONMETALLIC ARTIFICIAL GRAIN, POWDERS, FLOUR ABRASIVES												
	RAIL	30	69	46	87	79	82	36	29	-	-	-	-
	MOTOR CARRIER	30	18	19	38	38	55	1	1	1	1	(2)	(2)
	MOTOR CARRIER, ICC	30	18	19	38	38	55	1	1	1	1	(2)	(2)
	PRIVATE TRUCK	26	425	14	54	93	81	8	7	413	81	4	4
	AIR	132	(2)	(2)	35	51	65	-	-	(2)	(2)	(2)	(2)
	PARCEL DELIVERY	53	(2)	(2)	40	61	55	(2)	(2)	(2)	(2)	(2)	(2)
	OTHER AND UNKNOWN	3	(2)	(2)	14	82	100	-	-	(2)	(2)	(2)	(2)
32912	NONMETALLIC BONDED ABRASIVE PRODUCTS	1 555	464	237	7	9	12	15	9	65	36	36	36
	RAIL	117	56	52	24	25	26	3	3	8	7	7	7
	MOTOR CARRIER	1 086	328	148	9	10	16	11	4	35	15	15	15
	MOTOR CARRIER, ICC	1 082	325	147	9	10	16	11	4	35	15	15	15
	MOTOR CARRIER, NON-ICC	3	4	(2)	97	92	99	-	-	-	-	-	-
	PRIVATE TRUCK	272	74	34	13	22	24	1	1	20	14	14	14
	AIR	9	1	1	32	26	36	(2)	(2)	(2)	(2)	(2)	(2)
	WATER	2	(2)	(2)	100	100	100	-	-	-	-	-	-
	PARCEL DELIVERY	63	4	2	35	36	23	(2)	(2)	(2)	(2)	(2)	(2)
	OTHER AND UNKNOWN	5	(2)	(2)	84	88	100	-	-	-	-	-	-
32914	METAL ABRASIVES	224	408	150	37	55	55	21	9	126	35	35	35
	RAIL	38	17	14	12	21	25	(2)	(2)	4	3	3	3
	MOTOR CARRIER	132	248	104	42	55	57	21	9	60	16	16	16
	MOTOR CARRIER, ICC	125	229	90	42	56	59	21	9	60	16	16	16
	MOTOR CARRIER, NON-ICC	7	19	13	81	95	99	-	-	(2)	(2)	(2)	(2)
	PRIVATE TRUCK	47	137	32	56	62	67	-	-	61	16	16	16
	PARCEL DELIVERY	(2)	(2)	(2)	100	100	100	(2)	(2)	(2)	(2)	(2)	(2)
	OTHER AND UNKNOWN	7	6	-	13	13	-	-	-	-	-	-	-
3292	ASBESTOS PRODUCTS AND ASPHALT FLOOR TILE	941	1 530	673	15	17	18	56	13	192	51	51	51
	RAIL	83	127	140	36	38	37	-	-	27	23	23	23
	MOTOR CARRIER	692	1 133	464	16	18	15	54	13	150	25	25	25
	MOTOR CARRIER, ICC	638	1 009	447	15	17	15	54	13	126	23	23	23
	MOTOR CARRIER, NON-ICC	55	124	17	44	47	51	-	-	24	1	1	1
	PRIVATE TRUCK	145	262	67	23	20	25	2	(2)	14	3	3	3
	AIR	1	(2)	(2)	45	77	74	(2)	(2)	(2)	(2)	(2)	(2)
	WATER	1	2	2	73	74	72	-	-	(2)	(2)	(2)	(2)
	PARCEL DELIVERY	4	1	1	28	28	28	(2)	(2)	(2)	(2)	(2)	(2)
	OTHER AND UNKNOWN	14	5	(2)	-	-	100	-	-	-	-	-	-
32921	ASBESTOS FRICTION MATERIAL	306	162	82	32	31	36	2	2	13	4	4	4
	RAIL	25	14	14	82	79	83	-	-	-	-	-	-
	MOTOR CARRIER	219	109	53	33	32	30	2	2	12	4	4	4
	MOTOR CARRIER, ICC	219	109	53	33	32	30	2	2	12	4	4	4
	PRIVATE TRUCK	45	32	15	62	41	55	-	-	(2)	(2)	(2)	(2)
	AIR	(2)	(2)	(2)	73	77	71	(2)	(2)	(2)	(2)	(2)	(2)
	WATER	1	1	(2)	99	100	99	-	-	(2)	(2)	(2)	(2)
	PARCEL DELIVERY	4	1	1	34	31	30	(2)	(2)	(2)	(2)	(2)	(2)
	OTHER AND UNKNOWN	12	4	-	-	-	-	-	-	-	-	-	-
32922	ASBESTOS CEMENT PRODUCTS	159	460	199	37	39	45	27	6	83	23	23	23
	RAIL	19	37	59	71	69	69	-	-	11	13	13	13
	MOTOR CARRIER	128	397	125	40	41	42	27	6	67	7	7	7
	MOTOR CARRIER, ICC	118	373	123	43	44	42	27	6	67	7	7	7
	MOTOR CARRIER, NON-ICC	10	24	2	95	95	96	-	-	-	-	-	-
	PRIVATE TRUCK	12	25	13	48	63	76	(2)	(2)	4	2	2	2
	AIR	(2)	(2)	(2)	100	100	100	-	-	-	-	-	-
	WATER	(2)	1	2	100	100	100	-	-	-	-	-	-
	PARCEL DELIVERY	(2)	(2)	(2)	62	64	57	-	-	(2)	(2)	(2)	(2)
32923	ASPHALT AND VINYL ASBESTOS FLOOR TILE	269	511	242	33	33	32	21	3	73	17	17	17
	RAIL	29	65	59	56	54	50	-	-	15	10	10	10
	MOTOR CARRIER	184	333	157	29	29	27	19	3	54	7	7	7
	MOTOR CARRIER, ICC	158	285	149	28	29	24	19	3	30	6	6	6
	MOTOR CARRIER, NON-ICC	26	48	8	50	51	85	-	-	24	1	1	1
	PRIVATE TRUCK	56	112	27	42	40	41	2	(2)	3	(2)	(2)	(2)
	AIR	(2)	(2)	(2)	61	66	58	-	-	-	-	-	-
	WATER	(2)	(2)	(2)	100	100	100	-	-	-	-	-	-
	PARCEL DELIVERY	(2)	(2)	(2)	74	52	65	-	-	(2)	(2)	(2)	(2)
	OTHER AND UNKNOWN	(2)	(2)	(2)	100	100	100	-	-	-	-	-	-
32924	ASBESTOS INSULATION	42	121	43	17	19	36	(2)	(2)	2	(2)	(2)	(2)
	RAIL	4	4	2	82	76	73	-	-	-	-	-	-
	MOTOR CARRIER	22	69	36	32	33	41	(2)	(2)	-	-	-	-
	MOTOR CARRIER, ICC	18	56	33	39	41	45	(2)	(2)	-	-	-	-
	MOTOR CARRIER, NON-ICC	4	13	2	66	67	55	-	-	-	-	-	-
	PRIVATE TRUCK	15	47	5	25	23	55	-	-	2	(2)	(2)	(2)
	AIR	(2)	(2)	(2)	100	100	100	-	-	-	-	-	-
	OTHER AND UNKNOWN	1	(2)	-	-	-	-	-	-	-	-	-	-
32929	ASBESTOS PRODUCTS, NEC	165	277	108	46	63	55	6	2	22	7	7	7
	RAIL	6	6	6	71	69	83	-	-	1	(2)	(2)	(2)
	MOTOR CARRIER	140	224	93	44	63	59	6	2	17	6	6	6
	MOTOR CARRIER, ICC	125	185	89	39	57	57	6	2	17	6	6	6
	MOTOR CARRIER, NON-ICC	15	39	5	100	100	100	-	-	-	-	-	-
	PRIVATE TRUCK	18	46	8	63	72	52	-	-	5	(2)	(2)	(2)
	AIR	(2)	(2)	(2)	57	67	65	-	-	(2)	(2)	(2)	(2)
	WATER	(2)	(2)	(2)	97	99	100	-	-	-	-	-	-
	PARCEL DELIVERY	1	(2)	(2)	56	50	40	(2)	(2)	(2)	(2)	(2)	(2)
	OTHER AND UNKNOWN	1	(2)	-	-	-	-	-	-	-	-	-	-
3293	GASKETS AND PACKING	1 405	195	113	28	44	50	11	10	28	11	11	11
	RAIL	4	13	23	97	100	100	-	-	-	-	-	-
	MOTOR CARRIER	838	139	66	31	40	46	11	8	25	8	8	8
	MOTOR CARRIER, ICC	816	137	65	31	40	46	11	8	24	8	8	8
	MOTOR CARRIER, NON-ICC	21	2	(2)	72	76	78	-	-	1	(2)	(2)	(2)
	PRIVATE TRUCK	104	27	12	65	77	85	-	-	(2)	(2)	(2)	(2)

TONS (THOUSANDS) AND TON-MILES (MILLIONS) BY DIVISION OF DESTINATION--CON.

EAST NORTH CENTRAL		WEST NORTH CENTRAL		SOUTH ATLANTIC		EAST SOUTH CENTRAL		WEST SOUTH CENTRAL		MOUNTAIN		PACIFIC		DESTINATION UNKNOWN	TCC CODE AND MOT
TONS	TON-MILES	TONS	TON-MILES	TONS	TON-MILES	TONS	TON-MILES	TONS	TON-MILES	TONS	TON-MILES	TONS	TON-MILES	TONS	
14	8	12	7	-	-	7	2	-	-	-	-	(Z)	1	-	32911
7	3	1	(Z)	1	1	(Z)	(Z)	3	3	(Z)	(Z)	5	11	-	RAIL
7	3	1	(Z)	1	1	(Z)	(Z)	3	3	(Z)	(Z)	5	11	-	M.C.
4	2	(Z)	(Z)	-	-	-	(Z)	-	-	-	-	(Z)	(Z)	-	ICC
(Z)	(Z)	-	-	(Z)	(Z)	-	-	(Z)	(Z)	-	-	(Z)	(Z)	-	P.T.
(Z)	(Z)	-	-	(Z)	(Z)	(Z)	(Z)	(Z)	(Z)	(Z)	(Z)	-	(Z)	-	AIR
-	-	-	-	-	-	-	-	-	-	(Z)	(Z)	-	-	(Z)	P.D.
-	-	-	-	-	-	-	-	-	-	(Z)	(Z)	-	-	(Z)	OT-UK
122	52	179	55	19	11	13	10	19	17	2	3	31	46	(Z)	32912
18	14	18	19	(Z)	(Z)	-	-	5	4	(Z)	(Z)	4	6	-	RAIL
83	30	135	34	13	7	12	9	13	13	1	2	25	34	-	M.C.
79	30	135	34	13	7	12	9	13	13	1	2	25	34	-	ICC
4	(Z)	-	-	-	-	-	-	-	-	-	-	-	-	-	N-ICC
18	8	25	1	5	4	1	(Z)	(Z)	(Z)	(Z)	1	2	5	-	P.T.
(Z)	(Z)	(Z)	(Z)	(Z)	(Z)	(Z)	(Z)	(Z)	(Z)	(Z)	(Z)	(Z)	(Z)	-	AIR
(Z)	(Z)	(Z)	(Z)	(Z)	(Z)	(Z)	(Z)	(Z)	(Z)	(Z)	(Z)	(Z)	(Z)	-	WATER
2	(Z)	(Z)	(Z)	(Z)	(Z)	(Z)	(Z)	(Z)	(Z)	(Z)	(Z)	(Z)	1	-	P.D.
-	-	(Z)	(Z)	(Z)	(Z)	-	-	-	-	-	-	-	-	(Z)	OT-UK
145	23	13	8	29	14	21	10	39	37	2	2	6	13	6	32914
2	(Z)	1	(Z)	2	1	1	(Z)	4	4	1	1	2	3	-	RAIL
79	15	12	7	19	9	19	9	34	32	(Z)	1	2	5	-	M.C.
77	15	12	7	19	9	11	4	26	24	(Z)	1	2	5	-	ICC
3	(Z)	-	-	-	-	8	5	8	8	-	-	-	-	-	N-ICC
64	7	-	-	8	3	1	(Z)	(Z)	(Z)	-	-	2	5	-	P.T.
-	-	-	-	(Z)	(Z)	-	-	-	-	-	-	-	-	-	P.D.
-	-	-	-	-	-	-	-	-	-	-	-	-	-	-	OT-UK
232	75	90	51	252	110	77	43	186	91	143	84	298	155	5	3292
1	1	9	6	11	6	24	15	20	26	11	13	24	50	-	RAIL
193	63	76	42	201	84	44	24	122	56	127	69	165	89	(Z)	M.C.
187	63	76	42	200	84	44	24	118	54	119	65	84	79	(Z)	ICC
7	(Z)	(Z)	(Z)	(Z)	(Z)	-	-	4	2	8	3	81	10	-	N-ICC
37	11	4	2	39	20	10	3	42	10	5	3	108	14	-	P.T.
(Z)	(Z)	(Z)	(Z)	(Z)	(Z)	-	-	-	-	(Z)	(Z)	(Z)	(Z)	-	AIR
-	-	-	-	(Z)	(Z)	-	-	1	(Z)	-	-	1	2	-	WATER
1	(Z)	(Z)	(Z)	(Z)	(Z)	(Z)	(Z)	(Z)	(Z)	(Z)	(Z)	(Z)	(Z)	-	P.D.
-	-	-	-	-	-	-	-	-	-	-	-	(Z)	(Z)	-	OT-UK
83	31	12	9	25	9	8	5	7	5	1	1	7	16	4	32921
1	1	3	3	1	1	4	3	2	2	-	-	2	5	-	RAIL
68	24	8	5	8	3	4	2	4	3	(Z)	(Z)	5	11	-	M.C.
68	24	8	5	8	3	4	2	4	3	(Z)	(Z)	5	11	-	ICC
14	7	1	1	16	5	(Z)	(Z)	(Z)	(Z)	1	1	(Z)	1	-	P.T.
(Z)	(Z)	-	-	-	-	-	-	-	-	-	-	-	-	-	AIR
1	(Z)	(Z)	(Z)	(Z)	(Z)	(Z)	(Z)	(Z)	(Z)	(Z)	(Z)	(Z)	(Z)	-	WATER
-	-	-	-	-	-	-	-	-	-	-	-	-	-	-	P.D.
-	-	-	-	-	-	-	-	-	-	-	-	-	-	-	OT-UK
35	14	30	15	95	32	14	6	90	28	37	28	49	46	-	32922
-	-	-	-	3	3	2	2	1	1	4	6	15	34	-	RAIL
33	12	30	15	81	23	11	4	85	25	31	21	32	10	-	M.C.
31	12	30	15	81	23	11	4	85	25	31	21	11	8	-	ICC
3	(Z)	-	-	(Z)	(Z)	-	-	-	-	-	-	21	2	-	N-ICC
2	2	(Z)	(Z)	11	7	1	(Z)	3	1	2	1	1	(Z)	-	P.T.
(Z)	(Z)	-	-	-	-	-	-	-	-	-	-	-	-	-	AIR
(Z)	(Z)	-	-	(Z)	(Z)	-	-	-	-	-	-	1	2	-	WATER
-	-	-	-	-	-	-	-	-	-	-	-	(Z)	(Z)	-	P.D.
79	21	25	13	86	54	49	29	65	41	21	14	94	50	(Z)	32923
-	-	6	3	3	1	17	11	17	23	-	-	7	11	-	RAIL
71	20	18	10	71	44	26	16	17	12	19	13	38	33	(Z)	M.C.
67	20	18	10	71	44	26	16	13	10	16	11	25	30	(Z)	ICC
4	(Z)	(Z)	(Z)	-	-	-	-	4	2	3	2	13	3	-	N-ICC
8	1	-	-	11	8	6	3	32	6	2	2	49	6	-	P.T.
-	-	(Z)	(Z)	(Z)	(Z)	-	-	-	-	(Z)	(Z)	(Z)	(Z)	-	AIR
(Z)	(Z)	(Z)	(Z)	(Z)	(Z)	-	-	-	-	-	-	(Z)	(Z)	-	WATER
-	-	-	-	-	-	-	-	(Z)	(Z)	-	-	(Z)	(Z)	-	P.D.
-	-	-	-	-	-	-	-	-	-	-	-	(Z)	(Z)	-	OT-UK
11	1	-	-	5	2	3	(Z)	1	1	15	8	83	31	(Z)	32924
(Z)	(Z)	-	-	4	2	-	-	1	1	1	(Z)	-	-	-	RAIL
(Z)	(Z)	-	-	1	(Z)	-	-	1	1	14	7	53	27	-	M.C.
-	-	-	-	1	(Z)	-	-	1	1	14	7	40	25	-	ICC
-	-	-	-	-	-	-	-	-	-	-	-	13	2	-	N-ICC
11	1	-	-	-	-	3	(Z)	-	-	-	-	30	3	-	P.T.
-	-	-	-	-	-	-	-	-	-	-	-	(Z)	(Z)	-	AIR
-	-	-	-	-	-	-	-	-	-	-	-	-	-	(Z)	OT-UK
24	8	23	13	41	13	3	2	23	17	69	33	65	12	(Z)	32929
-	-	-	-	-	-	-	-	-	-	-	-	-	-	-	RAIL
22	8	21	12	40	13	3	2	15	15	63	27	37	8	(Z)	M.C.
22	8	21	12	40	13	3	2	15	15	58	25	3	8	(Z)	ICC
-	-	-	-	-	-	-	-	-	-	6	2	34	3	-	N-ICC
2	(Z)	2	1	1	(Z)	(Z)	(Z)	8	2	-	-	28	4	-	P.T.
(Z)	(Z)	(Z)	(Z)	(Z)	(Z)	-	-	-	-	-	-	(Z)	(Z)	-	AIR
(Z)	(Z)	(Z)	(Z)	(Z)	(Z)	-	-	-	-	-	-	-	-	-	WATER
-	-	-	-	-	-	-	-	(Z)	(Z)	-	-	-	-	-	P.D.
-	-	-	-	-	-	-	-	-	-	-	-	-	-	(Z)	OT-UK
80	21	12	7	9	6	10	4	11	5	7	8	25	41	2	3293
-	-	-	-	-	-	-	-	-	-	-	-	13	23	-	RAIL
53	12	8	5	8	6	10	3	10	5	6	8	8	11	(Z)	M.C.
53	12	8	5	8	6	10	3	10	5	6	8	7	11	(Z)	ICC
(Z)	(Z)	(Z)	(Z)	-	-	(Z)	(Z)	-	-	(Z)	(Z)	1	(Z)	-	N-ICC
21	7	3	2	(Z)	(Z)	(Z)	(Z)	1	(Z)	(Z)	(Z)	2	3	-	P.T.



TABLE 2. SHIPMENTS BY MANUFACTURING ESTABLISHMENTS--COMMODITIES AND MEANS OF TRANSPORT BY DESTINATION: 1977--CON.

TCC CODE	COMMODITY AND MEANS OF TRANSPORT	ALL SHIPMENTS						TONS (THOUSANDS) AND TON-MILES (MILLIONS) BY DIVISION OF DESTINATION					
		VALUE (MILLION DOLLARS) (A)	TONS (THOU- SANDS) (B)	TON- MILES (MIL- LIONS) (C)	STANDARD ERROR (PERCENT) FOR COLUMNS--			NEW ENGLAND		MIDDLE ATLANTIC			
					(A)	(B)	(C)	TONS	TON- MILES	TONS	TON- MILES		
3293	GASKETS AND PACKING.												
	AIR.	91	3	5	34	53	43	(Z)	1		1		1
	WATER.	1	(Z)	(Z)	69	80	80	-	-	(Z)	-	(Z)	(Z)
	PARCEL DELIVERY.	249	8	4	34	51	42	(Z)	(Z)		1		(Z)
	OTHER AND UNKNOWN.	117	4	2	23	33	62	(Z)	(Z)		2		2
32931	GASKETS, ALL TYPES	622	94	57	29	51	72	1	2		5		3
	RAIL.	4	13	23	100	100	100	-	-		-		-
	MOTOR CARRIER.	346	56	24	40	50	58	(Z)	1		5		2
	MOTOR CARRIER, ICC	334	55	24	39	51	58	(Z)	1		5		2
	MOTOR CARRIER, NON-ICC	13	1	(Z)	93	99	93	-	-		-		-
	PRIVATE TRUCK.	74	16	3	60	66	46	-	-		(Z)		(Z)
	AIR.	54	2	4	55	57	63	(Z)	1		(Z)		(Z)
	PARCEL DELIVERY.	84	5	2	77	84	70	(Z)	(Z)		(Z)		(Z)
	OTHER AND UNKNOWN.	60	1	1	40	40	100	(Z)	(Z)		(Z)		1
32932	PACKING, ALL TYPES	782	101	56	36	61	67	11	8		23		7
	RAIL.	(Z)	(Z)	(Z)	100	100	100	-	-		-		-
	MOTOR CARRIER.	492	82	42	36	50	59	10	8		20		6
	MOTOR CARRIER, ICC	483	81	42	36	51	59	10	8		19		6
	MOTOR CARRIER, NON-ICC	9	1	(Z)	74	98	73	-	-		-		(Z)
	PRIVATE TRUCK.	30	11	9	89	93	90	-	-		-		1
	AIR.	37	11	1	47	72	66	(Z)	(Z)		(Z)		(Z)
	WATER.	1	(Z)	(Z)	69	80	80	-	-		-		(Z)
	PARCEL DELIVERY.	165	3	2	30	37	42	(Z)	(Z)		1		(Z)
	OTHER AND UNKNOWN.	57	3	1	26	44	79	-	-		1		1
3295	NONMETALLIC EARTHS AND MINERALS, GROUND OR TREATED	1 115	50 822	8 034	14 26	21		359	332		5 333		908
	RAIL.	445	18 963	6 584	17 42	27		278	296		799		646
	MOTOR CARRIER.	319	14 718	9 777	17 27	18		71	33		1 029		175
	MOTOR CARRIER, ICC	275	9 361	9 19	17 35	18		71	33		981		175
	MOTOR CARRIER, NON-ICC	43	5 357	58	37	48	32	-	-		49		1
	PRIVATE TRUCK.	291	16 662	432	30 54	32		10	4		3 487		60
	AIR.	2	(Z)	(Z)	39	95	96	(Z)	(Z)		(Z)		(Z)
	WATER.	23	215	40	73	62	89	-	-		19		27
	PARCEL DELIVERY.	1	1	1	52	97	99	-	-		(Z)		(Z)
	OTHER AND UNKNOWN.	35	262	(Z)	35	18	69	-	-		-		-
32951	VERMICULITE, EXFOLIATED, LOOSE	29	167	17	47	44	58	-	-		50		11
	RAIL.	7	23	4	43	42	36	-	-		5		1
	MOTOR CARRIER.	6	76	2	58	90	49	-	-		2		(Z)
	MOTOR CARRIER, ICC	4	16	2	65	53	45	-	-		2		(Z)
	MOTOR CARRIER, NON-ICC	2	60	1	93	100	99	-	-		-		-
	PRIVATE TRUCK.	17	68	11	60	56	72	-	-		43		9
32952	LIGHT WEIGHT AGGREGATES, GROUND.	438	37 468	4 599	21 38	36		265	283		3 856		257
	RAIL.	161	13 683	3 913	24 67	44		251	279		135		121
	MOTOR CARRIER.	127	8 437	381	33 32	26		11	4		473		84
	MOTOR CARRIER, ICC	94	3 291	337	34 20	29		11	4		424		83
	MOTOR CARRIER, NON-ICC	32	5 146	45	44	49	41	-	-		49		1
	PRIVATE TRUCK.	144	15 288	277	49 60	48		2	1		3 229		25
	WATER.	1	23	27	74	90	99	-	-		19		27
	PARCEL DELIVERY.	(Z)	(Z)	(Z)	100	100	100	-	-		-		-
	OTHER AND UNKNOWN.	4	37	(Z)	76	82	70	-	-		-		-
32953	MAGNESIA AND MAGNESITE, CALCINED, DEAD BURNED, GROUND.	77	311	254	32 13	21		13	9		48		57
	RAIL.	65	242	243	37 16	22		13	8		33		49
	MOTOR CARRIER.	5	26	10	33 31	36		(Z)	(Z)		15		7
	MOTOR CARRIER, ICC	5	20	9	35 33	38		(Z)	(Z)		15		7
	MOTOR CARRIER, NON-ICC	(Z)	6	1	85 97	93		-	-		-		-
	PRIVATE TRUCK.	7	43	1	4 3	27		-	-		-		-
	OTHER AND UNKNOWN.	(Z)	1	-	8 8	-		-	-		-		-
32955	FELDSPAR, GROUND OR OTHERWISE TREATED.	39	370	39	30 32	41		-	-		22		8
	RAIL.	9	77	16	39 39	44		-	-		7		5
	MOTOR CARRIER.	6	72	15	55 42	49		-	-		15		4
	MOTOR CARRIER, ICC	6	72	15	55 42	49		-	-		15		4
	PRIVATE TRUCK.	9	88	8	91 94	90		-	-		-		-
	AIR.	(Z)	(Z)	(Z)	79 88	87		-	-		-		-
	PARCEL DELIVERY.	(Z)	(Z)	(Z)	64 51	60		-	-		(Z)		(Z)
	OTHER AND UNKNOWN.	14	133	-	10 10	-		-	-		-		-
32956	CRUSHED AND GROUND UNCALCINED GYPSUM (INCL. GYPSITE)	35	1 355	219	26 29	48		-	-		89		23
	RAIL.	8	322	104	46 35	61		-	-		11		14
	MOTOR CARRIER.	19	834	105	31 33	40		-	-		55		4
	MOTOR CARRIER, ICC	17	808	104	30 33	40		-	-		55		4
	MOTOR CARRIER, NON-ICC	1	26	1	71 77	98		-	-		-		-
	PRIVATE TRUCK.	4	118	10	39 16	29		-	-		22		5
	OTHER AND UNKNOWN.	4	80	-	22 22	-		-	-		-		-
32959	NONMETALLIC MINERALS, GROUND OR TREATED, NEC	434	10 199	2 603	25 36	31		73	38		1 252		548
	RAIL.	161	3 830	2 052	28 26	39		14	9		607		456
	MOTOR CARRIER.	135	5 143	422	27 56	28		51	27		453		72
	MOTOR CARRIER, ICC	127	5 025	411	29 57	30		51	27		453		72
	MOTOR CARRIER, NON-ICC	8	119	11	41 31	69		-	-		-		-
	PRIVATE TRUCK.	106	1 023	115	38 41	38		8	3		192		20
	AIR.	2	(Z)	(Z)	46 97	98		(Z)	(Z)		(Z)		(Z)
	WATER.	21	191	13	82 80	98		-	-		-		-
	PARCEL DELIVERY.	1	1	1	64 98	99		-	-		(Z)		(Z)
	OTHER AND UNKNOWN.	8	11	(Z)	100 99	88		-	-		-		-
32961	MINERAL WOOL *	1 778	2 747	1 376	8 10	13		77	35		260		98
	RAIL.	563	1 055	789	14 18	18		26	12		64		36
	MOTOR CARRIER.	1 111	1 502	532	8 7	11		51	22		183		55
	MOTOR CARRIER, ICC	1 090	1 494	531	8 7	11		51	22		182		55
	MOTOR CARRIER, NON-ICC	21	8	1	58 52	87		-	-		1		(Z)
	PRIVATE TRUCK.	87	177	53	28 31	31		-	-		13		7

TONS (THOUSANDS) AND TON-MILES (MILLIONS) BY DIVISION OF DESTINATION--CON.

EAST NORTH CENTRAL		WEST NORTH CENTRAL		SOUTH ATLANTIC		EAST SOUTH CENTRAL		WEST SOUTH CENTRAL		MOUNTAIN		PACIFIC		DESTINATION UNKNOWN	TCC CODE AND MOT
TONS	TON-MILES	TONS	TON-MILES	TONS	TON-MILES	TONS	TON-MILES	TONS	TON-MILES	TONS	TON-MILES	TONS	TON-MILES	TONS	
(Z)	(Z)	(Z)	(Z)	(Z)	(Z)	(Z)	(Z)	(Z)	(Z)	(Z)	(Z)	(Z)	(Z)	-	3293
-	-	-	-	-	-	-	-	-	-	-	-	-	-	-	AIR
5	1	1	(Z)	(Z)	(Z)	(Z)	(Z)	(Z)	(Z)	(Z)	(Z)	(Z)	(Z)	-	WATER
(Z)	(Z)	-	-	-	-	-	-	-	-	-	-	-	-	-	P.D.
44	8	5	3	4	4	3	1	10	4	2	2	19	30	1	32931
-	-	-	-	-	-	-	-	-	-	-	-	13	23	-	RAIL
27	5	2	1	4	3	3	1	9	4	2	2	4	4	(Z)	M.C.C.
27	5	2	1	4	3	3	1	9	4	2	2	3	4	(Z)	ICC
-	-	(Z)	(Z)	-	-	-	-	-	-	(Z)	(Z)	1	(Z)	-	N-ICC
13	1	2	1	(Z)	(Z)	(Z)	(Z)	(Z)	(Z)	(Z)	(Z)	(Z)	(Z)	-	P.T.
(Z)	(Z)	(Z)	(Z)	(Z)	(Z)	(Z)	(Z)	(Z)	(Z)	(Z)	(Z)	(Z)	(Z)	-	AIR
4	1	(Z)	(Z)	(Z)	(Z)	(Z)	(Z)	(Z)	(Z)	(Z)	(Z)	1	1	-	P.D.
(Z)	(Z)	-	-	-	-	-	-	(Z)	(Z)	-	-	(Z)	(Z)	1	OT-UK
36	13	7	4	4	3	7	3	1	1	5	5	6	11	1	32932
-	-	-	-	-	-	-	-	-	-	-	-	(Z)	(Z)	-	RAIL
26	7	6	4	4	2	7	3	1	(Z)	5	5	4	7	-	M.C.C.
26	7	6	4	4	2	7	3	1	(Z)	5	5	4	7	-	ICC
(Z)	(Z)	-	-	-	-	(Z)	(Z)	-	-	(Z)	(Z)	(Z)	(Z)	-	N-ICC
9	6	(Z)	(Z)	(Z)	(Z)	(Z)	(Z)	(Z)	(Z)	(Z)	(Z)	1	3	-	P.T.
(Z)	(Z)	(Z)	(Z)	(Z)	(Z)	(Z)	(Z)	(Z)	(Z)	(Z)	(Z)	(Z)	(Z)	-	AIR
-	-	-	-	-	-	-	-	-	-	-	-	(Z)	(Z)	-	WATER
1	1	(Z)	(Z)	(Z)	(Z)	(Z)	(Z)	(Z)	(Z)	(Z)	(Z)	(Z)	(Z)	-	P.D.
(Z)	(Z)	-	-	-	-	-	-	(Z)	(Z)	-	-	(Z)	(Z)	1	OT-UK
19 802	1 328	2 539	291	4 353	1 224	10 624	1 912	2 776	922	118	95	4 684	1 021	235	3295
2 470	912	536	256	2 701	1 089	9 747	1 798	1 496	733	84	83	834	772	19	RAIL
10 787	327	97	22	1 112	103	666	99	586	112	6	5	364	101	-	M.C.C.
5 600	281	97	22	1 040	103	666	99	563	110	5	4	337	92	-	ICC
5 186	46	-	-	72	1	-	-	22	2	1	1	27	8	-	N-ICC
6 544	88	1 905	14	539	32	212	15	452	63	28	7	3 485	148	-	P.T.
-	-	-	-	-	-	-	-	(Z)	(Z)	(Z)	(Z)	(Z)	(Z)	-	AIR
-	-	-	-	-	-	-	-	196	13	-	-	(Z)	(Z)	-	WATER
1	1	(Z)	(Z)	(Z)	(Z)	(Z)	(Z)	(Z)	(Z)	(Z)	(Z)	(Z)	(Z)	-	P.D.
(Z)	(Z)	-	-	-	-	-	-	45	(Z)	-	-	(Z)	(Z)	216	OT-UK
70	1	1	1	6	1	24	2	6	(Z)	-	-	(Z)	(Z)	9	32951
(Z)	(Z)	1	1	2	(Z)	4	1	-	-	-	-	-	-	9	RAIL
70	1	-	-	3	(Z)	1	(Z)	-	-	-	-	(Z)	(Z)	-	M.C.C.
10	1	-	-	3	(Z)	1	(Z)	-	-	-	-	-	-	-	ICC
60	(Z)	-	-	-	-	-	-	-	-	-	-	(Z)	(Z)	-	N-ICC
-	-	-	-	(Z)	(Z)	19	1	6	(Z)	-	-	-	-	-	P.T.
14 795	708	1 932	61	2 396	805	9 905	1 702	651	377	30	9	3 635	397	3	32952
1 240	446	50	51	2 058	785	9 278	1 639	506	350	1	1	162	241	1	RAIL
7 344	204	(Z)	(Z)	42	12	505	58	29	9	2	2	31	10	-	M.C.C.
2 250	161	(Z)	(Z)	42	12	505	58	29	9	1	1	28	9	-	ICC
5 093	43	-	-	-	-	-	-	(Z)	(Z)	1	1	3	1	-	N-ICC
6 212	58	1 882	10	296	8	122	5	77	17	27	6	3 442	147	-	P.T.
-	-	-	-	(Z)	(Z)	-	-	4	(Z)	-	-	(Z)	(Z)	-	WATER
-	-	-	-	-	-	-	-	-	-	-	-	-	-	-	P.D.
-	-	-	-	-	-	-	-	35	(Z)	-	-	-	-	2	OT-UK
84	107	8	3	13	7	35	20	2	1	13	17	86	32	9	32953
77	106	8	3	13	7	33	20	1	1	13	17	42	32	9	RAIL
7	1	(Z)	(Z)	(Z)	(Z)	(Z)	(Z)	(Z)	(Z)	-	-	3	(Z)	-	M.C.C.
2	1	(Z)	(Z)	(Z)	(Z)	(Z)	(Z)	(Z)	(Z)	-	-	3	(Z)	-	ICC
6	1	-	-	(Z)	(Z)	-	-	-	-	-	-	-	-	-	N-ICC
(Z)	(Z)	-	-	(Z)	(Z)	1	(Z)	-	-	-	-	41	(Z)	-	P.T.
-	-	-	-	-	-	-	-	-	-	-	-	-	-	1	OT-UK
107	13	3	2	16	3	6	2	2	2	(Z)	(Z)	83	8	133	32955
18	6	-	-	-	-	6	2	-	-	-	-	46	4	-	RAIL
8	2	(Z)	(Z)	12	3	-	-	2	2	-	-	34	4	-	M.C.C.
8	2	(Z)	(Z)	12	3	-	-	2	2	-	-	34	4	-	ICC
80	6	3	2	3	(Z)	-	-	-	-	-	-	2	(Z)	-	P.T.
-	-	-	-	-	-	-	-	-	-	(Z)	(Z)	(Z)	(Z)	-	AIR
-	-	-	-	(Z)	(Z)	(Z)	(Z)	(Z)	(Z)	(Z)	(Z)	-	-	-	P.D.
-	-	-	-	-	-	-	-	-	-	-	-	-	-	133	OT-UK
172	40	9	3	300	27	92	32	256	31	1	1	354	64	80	32956
40	21	7	2	122	16	42	20	-	-	-	-	100	32	-	RAIL
129	19	2	(Z)	86	7	50	11	256	31	1	1	255	32	-	M.C.C.
129	19	2	(Z)	86	7	50	11	234	30	1	1	250	32	-	ICC
-	-	-	-	-	-	-	-	22	1	-	-	5	(Z)	-	N-ICC
4	(Z)	-	-	92	5	-	-	-	-	-	-	-	-	-	P.T.
-	-	-	-	-	-	-	-	-	-	-	-	-	-	80	OT-UK
4 553	450	506	194	1 525	317	304	87	1 389	383	72	68	524	519	-	32959
1 096	333	397	177	416	219	152	54	595	277	69	65	483	463	-	RAIL
3 211	93	89	15	962	80	85	24	250	53	2	3	41	55	-	M.C.C.
3 183	91	89	15	890	79	85	24	250	52	2	3	22	47	-	ICC
27	2	-	-	72	1	-	-	(Z)	1	-	-	19	8	-	N-ICC
245	22	20	2	147	18	68	9	342	40	(Z)	(Z)	1	1	-	P.T.
-	-	-	-	-	-	-	-	(Z)	(Z)	(Z)	(Z)	(Z)	(Z)	-	AIR
-	-	-	-	-	-	-	-	191	13	-	-	-	-	-	WATER
1	1	-	-	(Z)	(Z)	-	-	-	-	-	-	(Z)	(Z)	-	P.D.
-	-	-	-	-	-	-	-	11	(Z)	-	-	-	-	-	OT-UK
568	198	203	84	555	241	351	107	307	161	121	124	302	328	3	32961
94	46	66	39	236	130	188	54	112	79	104	112	164	280	-	RAIL
443	147	110	39	282	95	125	45	182	76	17	11	110	41	-	M.C.C.
443	147	110	39	282	95	125	45	182	76	17	11	103	40	-	ICC
-	-	-	-	-	-	-	-	-	-	-	-	7	1	-	N-ICC
31	5	27	6	37	16	28	6	13	6	(Z)	(Z)	28	6	-	P.T.

TABLE 2. SHIPMENTS BY MANUFACTURING ESTABLISHMENTS--COMMODITIES AND MEANS OF TRANSPORT BY DESTINATION: 1977--CON.

TCC CODE	COMMODITY AND MEANS OF TRANSPORT	ALL SHIPMENTS						TONS (THOUSANDS) AND TON-MILES (MILLIONS) BY DIVISION OF DESTINATION					
		VALUE (MILLION DOLLARS) (A)	TONS (THOU- SANDS) (B)	TON- MILES (MIL- LIONS) (C)	STANDARD ERROR (PERCENT) FOR COLUMNS--			NEW ENGLAND		MIDDLE ATLANTIC			
					(A)	(B)	(C)	TONS	TON- MILES	TONS	TON- MILES		
32961	MINERAL WOOL *												
	AIR	1	(2)	(2)	87	77	63	-	-	(2)	(2)	-	-
	WATER	(2)	(2)	(2)	100	100	100	-	-	-	-	-	-
	PARCEL DELIVERY	3	(2)	(2)	67	77	87	(2)	(2)	(2)	(2)	-	-
	OTHER AND UNKNOWN	13	12	1	72	57	100	-	-	-	-	-	-
3299	MISCELLANEOUS NONMETALLIC MINERAL PRODUCTS	444	688	110	11	74	36	6	5	47	13		
	RAIL	12	18	14	26	24	23	3	2	6	3		
	MOTOR CARRIER	193	108	41	12	26	27	2	(2)	34	8		
	MOTOR CARRIER, ICC	186	102	37	12	25	27	2	(2)	34	8		
	MOTOR CARRIER, NON-ICC	7	7	4	54	55	56	-	-	-	-		
	PRIVATE TRUCK	105	552	45	28	87	73	(2)	(2)	5	1		
	AIR	14	(2)	1	36	36	46	(2)	(2)	(2)	(2)		
	WATER	3	(2)	1	100	100	100	-	-	-	-		
	PARCEL DELIVERY	83	5	5	26	43	76	(2)	(2)	1	1		
	OTHER AND UNKNOWN	34	3	3	12	18	92	1	2	(2)	(2)		
32996	NONMETALLIC MINERAL INSULATING MATERIALS	147	541	49	28	89	68	1	(2)	3	1		
	RAIL	5	4	5	50	52	51	-	-	-	-		
	MOTOR CARRIER	53	23	7	39	17	21	1	(2)	3	1		
	MOTOR CARRIER, ICC	53	23	7	39	17	21	1	(2)	3	1		
	MOTOR CARRIER, NON-ICC	(2)	(2)	(2)	100	100	100	-	-	-	-		
	PRIVATE TRUCK	38	511	37	47	92	82	-	-	(2)	(2)		
	AIR	4	(2)	(2)	65	59	76	(2)	(2)	(2)	(2)		
	WATER	3	(2)	1	100	100	100	-	-	-	-		
	PARCEL DELIVERY	23	1	(2)	30	43	42	(2)	(2)	(2)	(2)		
	OTHER AND UNKNOWN	23	2	-	1	1	-	-	-	-	-		
32999	NONMETALLIC MINERAL PRODUCTS, NEC.	297	146	61	11	22	24	5	5	44	12		
	RAIL	7	14	9	28	28	27	3	2	6	3		
	MOTOR CARRIER	140	85	34	12	30	31	1	(2)	31	6		
	MOTOR CARRIER, ICC	133	78	30	12	29	30	1	(2)	31	6		
	MOTOR CARRIER, NON-ICC	7	6	4	57	55	56	-	-	-	-		
	PRIVATE TRUCK	67	41	8	32	40	67	(2)	(2)	5	1		
	AIR	9	(2)	1	48	52	60	-	-	(2)	(2)		
	WATER	3	(2)	1	100	100	100	-	-	-	-		
	PARCEL DELIVERY	60	4	5	33	50	82	(2)	(2)	1	1		
	OTHER AND UNKNOWN	11	2	3	76	61	92	1	2	(2)	(2)		
33	PRIMARY METAL PRODUCTS	102 969	183 741	49 126	2	3	2	2 972	1 263	27 023	5 126		
	RAIL	25 316	61 993	23 029	3	5	4	771	386	9 950	1 821		
	MOTOR CARRIER	53 872	88 077	20 799	3	4	3	1 752	774	13 276	2 824		
	MOTOR CARRIER, ICC	51 219	82 022	20 119	3	4	3	1 747	774	12 825	2 759		
	MOTOR CARRIER, NON-ICC	2 653	6 055	680	15	13	22	5	1	451	66		
	PRIVATE TRUCK	18 023	27 926	3 794	6	11	8	444	102	3 615	427		
	AIR	573	41	51	13	20	21	1	1	5	5		
	WATER	1 131	2 024	1 334	13	12	16	-	-	26	17		
	PIPELINE	-	-	-	100	100	100	-	-	-	-		
	PARCEL DELIVERY	433	34	12	14	26	18	1	(2)	10	2		
	OTHER AND UNKNOWN	3 619	3 645	106	7	12	23	3	(2)	140	31		
331	STEEL WORKS AND ROLLING MILL PRODUCTS	45 598	130 195	29 404	2	4	3	1 624	601	20 367	2 784		
	RAIL	14 152	47 472	13 951	5	7	6	558	194	8 426	831		
	MOTOR CARRIER	25 542	64 075	12 864	3	4	3	981	380	9 923	1 814		
	MOTOR CARRIER, ICC	23 977	59 677	12 409	3	5	3	978	380	9 512	1 751		
	MOTOR CARRIER, NON-ICC	1 565	4 398	455	11	9	16	3	(2)	411	63		
	PRIVATE TRUCK	3 846	14 373	1 380	10	20	14	85	26	2 006	133		
	AIR	10	1	1	34	30	38	(2)	(2)	(2)	(2)		
	WATER	648	1 575	1 164	10	14	14	-	-	7	4		
	PIPELINE	-	-	-	100	100	100	-	-	-	-		
	PARCEL DELIVERY	20	3	1	37	52	71	(2)	(2)	1	(2)		
	OTHER AND UNKNOWN	1 380	2 695	42	4	1	35	(2)	(2)	4	2		
3311	BLAST FURNACE AND COKE OVEN PRODUCTS	1 277	18 446	1 834	40	23	33	-	-	5 274	209		
	RAIL	810	9 297	1 201	55	36	45	-	-	3 947	35		
	MOTOR CARRIER	352	4 663	525	38	49	45	-	-	871	170		
	MOTOR CARRIER, ICC	350	4 413	498	38	52	49	-	-	834	146		
	MOTOR CARRIER, NON-ICC	2	250	27	60	59	90	-	-	37	24		
	PRIVATE TRUCK	39	2 925	108	51	41	80	-	-	455	3		
	PIPELINE	-	-	-	100	100	100	-	-	-	-		
	PARCEL DELIVERY	(2)	(2)	(2)	100	100	100	-	-	-	-		
	OTHER AND UNKNOWN	76	1 561	(2)	-	-	-	-	-	-	-		
33111	PIG IRON	1 031	6 796	539	48	52	56	-	-	1 347	152		
	RAIL	639	4 510	241	69	70	60	-	-	571	7		
	MOTOR CARRIER	331	2 047	295	40	45	60	-	-	776	144		
	MOTOR CARRIER, ICC	331	2 047	295	40	45	60	-	-	776	144		
	PRIVATE TRUCK	11	61	3	69	68	91	-	-	-	-		
	PIPELINE	-	-	-	100	100	100	-	-	-	-		
	OTHER AND UNKNOWN	50	178	(2)	-	-	-	-	-	-	-		
33112	FURNACE SLAG	23	6 827	1 146	27	42	48	-	-	425	3		
	RAIL	4	1 058	866	55	58	63	-	-	-	-		
	MOTOR CARRIER	4	2 175	183	86	99	98	-	-	-	-		
	MOTOR CARRIER, ICC	4	2 175	183	86	99	98	-	-	-	-		
	PRIVATE TRUCK	8	2 782	97	60	43	87	-	-	425	3		
	OTHER AND UNKNOWN	7	812	-	-	-	-	-	-	-	-		
33115	METALIZING PLANT PRODUCTS	26	338	36	52	47	72	-	-	37	24		
	RAIL	5	16	5	96	78	93	-	-	-	-		
	MOTOR CARRIER	6	305	31	28	52	83	-	-	37	24		
	MOTOR CARRIER, ICC	4	55	4	27	24	25	-	-	-	-		
	MOTOR CARRIER, NON-ICC	2	250	27	60	59	90	-	-	37	24		
	PRIVATE TRUCK	15	18	(2)	95	57	58	-	-	(2)	(2)		
	PARCEL DELIVERY	(2)	(2)	(2)	100	100	100	-	-	-	-		
3312	PRIMARY IRON AND STEEL PRODUCTS	40 674	105 829	25 475	2	4	2	1 520	549	14 071	2 265		
	RAIL	12 542	36 547	11 892	4	5	5	554	190	4 097	639		



TONS (THOUSANDS) AND TON-MILES (MILLIONS) BY DIVISION OF DESTINATION--CON.

EAST NORTH CENTRAL		WEST NORTH CENTRAL		SOUTH ATLANTIC		EAST SOUTH CENTRAL		WEST SOUTH CENTRAL		MOUNTAIN		PACIFIC		DESTINATION UNKNOWN	TCC CODE AND MOT
TONS	TON-MILES	TONS	TON-MILES	TONS	TON-MILES	TONS	TON-MILES	TONS	TON-MILES	TONS	TON-MILES	TONS	TON-MILES	TONS	
(Z)	(Z)	(Z)	(Z)	-	-	(Z)	(Z)	-	-	-	-	(Z)	(Z)	-	32961
(Z)	(Z)	(Z)	(Z)	(Z)	(Z)	-	-	-	-	-	-	-	-	-	AIR
-	-	-	-	(Z)	(Z)	10	1	-	-	-	-	(Z)	(Z)	-	WATER
-	-	-	-	-	-	-	-	-	-	-	-	-	-	3	P.O.
-	-	-	-	-	-	-	-	-	-	-	-	-	-	-	OT-UK
54	15	20	5	15	9	7	4	87	24	445	28	4	7	2	3299
-	-	-	-	2	1	-	-	7	6	-	-	1	2	-	RAIL
41	12	8	3	11	5	4	3	5	5	2	2	2	3	-	M.C.
39	11	8	3	7	3	4	3	5	5	2	2	2	3	-	ICC
2	1	-	-	4	3	(Z)	(Z)	-	-	-	-	(Z)	(Z)	-	N-ICC
12	2	12	1	1	(Z)	3	1	75	13	444	26	(Z)	(Z)	-	P.T.
(Z)	(Z)	(Z)	(Z)	(Z)	(Z)	(Z)	(Z)	(Z)	(Z)	(Z)	(Z)	(Z)	(Z)	1	AIR
-	-	-	-	-	-	-	-	-	-	-	-	-	-	1	WATER
1	1	(Z)	(Z)	1	2	(Z)	(Z)	(Z)	(Z)	(Z)	(Z)	1	(Z)	(Z)	P.O.
-	-	-	-	(Z)	1	-	-	-	-	-	-	-	-	2	OT-UK
22	4	6	2	1	(Z)	1	(Z)	60	12	444	26	1	2	2	32996
-	-	-	-	-	-	-	-	3	3	-	-	1	2	-	RAIL
13	3	5	2	(Z)	(Z)	1	(Z)	(Z)	(Z)	(Z)	(Z)	(Z)	(Z)	-	M.C.
13	3	5	2	(Z)	(Z)	1	(Z)	(Z)	(Z)	(Z)	(Z)	(Z)	(Z)	-	ICC
-	-	-	-	-	-	-	-	-	-	-	-	(Z)	(Z)	-	N-ICC
8	1	2	1	(Z)	(Z)	(Z)	(Z)	57	9	444	26	(Z)	(Z)	-	P.T.
(Z)	(Z)	-	-	(Z)	(Z)	(Z)	(Z)	(Z)	(Z)	-	-	(Z)	(Z)	-	AIR
(Z)	(Z)	(Z)	(Z)	(Z)	(Z)	(Z)	(Z)	(Z)	(Z)	-	-	(Z)	(Z)	(Z)	P.O.
-	-	-	-	-	-	-	-	-	-	-	-	-	-	2	OT-UK
32	11	13	2	15	9	6	4	27	12	1	2	3	4	-	32999
-	-	-	-	2	1	-	-	3	4	-	-	-	-	-	RAIL
28	9	3	1	11	5	3	2	5	5	1	2	2	3	-	M.C.
26	8	3	1	7	3	3	2	5	5	1	2	2	3	-	ICC
2	1	-	-	4	3	(Z)	(Z)	-	-	-	-	-	-	-	N-ICC
4	1	10	1	1	(Z)	3	1	18	4	-	-	(Z)	(Z)	-	P.T.
(Z)	(Z)	(Z)	(Z)	(Z)	(Z)	-	-	(Z)	(Z)	(Z)	(Z)	(Z)	(Z)	-	AIR
1	1	(Z)	(Z)	1	2	(Z)	(Z)	(Z)	(Z)	(Z)	(Z)	1	(Z)	-	WATER
-	-	-	-	(Z)	1	-	-	-	-	-	-	-	-	-	P.O.
-	-	-	-	-	-	-	-	-	-	-	-	-	-	-	OT-UK
90 154	14 351	8 122	3 649	11 647	4 130	10 498	3 650	15 679	8 727	4 071	2 004	10 112	6 226	3 463	33
26 254	5 302	2 969	1 655	5 252	2 057	4 353	2 082	7 380	5 233	1 177	1 004	3 664	3 490	224	RAIL
50 853	7 705	3 789	1 533	4 686	1 663	4 365	1 296	3 631	2 031	1 193	799	4 292	2 174	239	M.C.
47 560	7 548	3 602	1 528	4 590	1 643	4 290	1 280	3 046	1 903	1 149	731	2 974	1 954	239	ICC
3 293	157	187	5	96	20	75	15	584	128	44	69	1 318	220	-	N-ICC
12 332	1 216	1 268	422	1 348	237	1 703	246	3 725	632	1 525	175	1 832	338	132	P.T.
5	3	1	1	10	11	2	1	2	2	12	24	3	5	-	AIR
379	121	93	38	327	151	56	19	913	814	-	-	226	173	4	WATER
-	-	-	-	-	-	-	-	-	-	-	-	-	-	-	PIPE
5	2	1	1	2	1	1	(Z)	3	2	1	1	6	3	-	P.O.
326	3	(Z)	(Z)	20	9	18	5	26	13	164	1	88	44	2 860	OT-UK
64 874	8 385	5 461	2 251	7 565	2 293	6 955	2 123	11 217	6 440	2 165	902	6 940	3 624	3 026	331
20 747	2 672	2 018	1 051	3 582	1 109	3 418	1 211	5 250	4 046	627	538	2 623	2 298	224	RAIL
37 748	5 205	2 646	986	2 977	965	3 029	800	2 660	1 387	577	262	3 322	1 066	213	M.C.
35 849	5 114	2 466	984	2 968	963	3 027	800	2 132	1 313	569	251	1 963	854	213	ICC
1 899	91	180	2	9	3	2	(Z)	527	75	8	11	1 359	212	-	N-ICC
6 023	450	718	182	762	109	447	86	2 451	190	961	103	920	101	-	P.T.
(Z)	(Z)	(Z)	(Z)	(Z)	(Z)	(Z)	(Z)	(Z)	(Z)	(Z)	(Z)	(Z)	(Z)	1	AIR
289	57	79	32	227	103	56	19	847	802	-	-	69	146	-	WATER
-	-	-	-	-	-	-	-	-	-	-	-	-	-	-	PIPE
1	(Z)	(Z)	(Z)	(Z)	(Z)	(Z)	(Z)	1	1	(Z)	(Z)	(Z)	(Z)	-	P.O.
65	(Z)	(Z)	(Z)	17	7	5	5	9	14	(Z)	(Z)	5	13	2 590	OT-UK
9 017	493	150	89	40	33	669	134	677	765	756	29	131	82	1 733	3311
3 753	104	89	55	17	31	648	131	669	759	51	9	123	78	-	RAIL
3 442	296	61	34	14	2	19	3	8	6	68	10	8	4	172	M.C.
3 229	293	61	34	14	2	19	3	8	6	68	10	8	4	172	ICC
213	3	-	-	-	-	-	-	-	-	-	-	-	-	-	N-ICC
1 822	93	-	-	8	(Z)	3	(Z)	-	-	637	10	-	-	-	P.T.
-	-	-	-	-	-	-	-	-	-	-	-	-	-	-	PIPE
(Z)	(Z)	(Z)	(Z)	-	-	-	-	-	-	-	-	-	-	-	P.O.
-	-	-	-	-	-	-	-	-	-	-	-	-	-	1 561	OT-UK
4 780	210	147	88	-	-	37	(Z)	63	48	-	-	72	41	350	33111
3 688	95	89	55	-	-	35	(Z)	55	42	-	-	72	41	-	RAIL
1 030	111	58	33	-	-	3	(Z)	8	6	-	-	-	-	172	M.C.
1 030	111	58	33	-	-	3	(Z)	8	6	-	-	-	-	172	ICC
61	3	-	-	-	-	-	-	-	-	-	-	-	-	-	P.T.
-	-	-	-	-	-	-	-	-	-	-	-	-	-	-	PIPE
(Z)	(Z)	-	-	-	-	-	-	-	-	-	-	-	-	178	OT-UK
3 896	268	-	-	32	33	379	85	614	717	619	4	51	36	812	33112
-	-	-	-	17	31	363	82	614	717	13	(Z)	51	36	-	RAIL
2 145	178	-	-	14	2	16	3	-	-	-	-	-	-	-	M.C.
2 145	178	-	-	14	2	16	3	-	-	-	-	-	-	-	ICC
1 752	90	-	-	-	-	-	-	-	-	606	4	-	-	-	P.T.
-	-	-	-	-	-	-	-	-	-	-	-	-	-	812	OT-UK
286	12	(Z)	(Z)	8	(Z)	-	-	(Z)	(Z)	7	(Z)	-	-	-	33115
9	5	-	-	-	-	-	-	-	-	7	(Z)	-	-	-	RAIL
267	7	-	-	-	-	-	-	(Z)	(Z)	-	-	-	-	-	M.C.
54	4	-	-	-	-	-	-	(Z)	(Z)	-	-	-	-	-	ICC
213	3	-	-	-	-	-	-	-	-	-	-	-	-	-	N-ICC
9	(Z)	-	-	8	(Z)	-	-	-	-	-	-	-	-	-	P.T.
-	-	(Z)	(Z)	-	-	-	-	-	-	-	-	-	-	-	P.O.
53 490	7 254	5 006	2 049	6 864	2 028	5 806	1 837	10 148	5 407	1 264	754	6 515	3 331	1 144	3312
16 545	2 309	1 881	972	3 223	972	2 628	1 028	4 431	3 170	534	464	2 430	2 148	224	RAIL

TABLE 2. SHIPMENTS BY MANUFACTURING ESTABLISHMENTS--COMMODITIES AND MEANS OF TRANSPORT BY DESTINATION: 1977--CON.

TCC CODE	COMMODITY AND MEANS OF TRANSPORT	ALL SHIPMENTS						TONS (THOUSANDS) AND TON-MILES (MILLIONS) BY DIVISION OF DESTINATION			
		VALUE (MILLION DOLLARS) (A)	TONS (THOU- SANDS) (B)	TON- MILES (MIL- LIONS) (C)	STANDARD ERROR (PERCENT) FOR COLUMNS--			NEW ENGLAND		MIDOLE ATLANTIC	
					(A)	(B)	(C)	TONS	TON- MILES	TONS	TON- MILES
3312	PRIMARY IRON AND STEEL PRODUCTS.	23 303	56 620	11 476	3	4	3	903	336	8 559	1 518
	MOTOR CARRIER.	21 878	52 617	11 120	4	4	3	902	336	8 210	1 490
	MOTOR CARRIER, ICC	1 425	4 003	356	12	10	19	1	(Z)	349	29
	MOTOR CARRIER, NON-ICC	3 157	10 402	1 016	12	25	10	63	(Z)	1 411	106
	PRIVATE TRUCK.	8	1	1	33	35	32	(Z)	(Z)	(Z)	(Z)
	AIR.	597	1 297	1 080	10	15	15	-	-	-	-
	WATER.	17	2	1	48	63	79	(Z)	(Z)	1	(Z)
	PARCEL DELIVERY.	1 049	960	9	6	7	60	-	-	3	2
	OTHER AND UNKNOWN.										
33121	STEEL INGOT AND SEMIFINISHED SHAPES.	3 770	13 435	2 073	7	8	13	47	12	2 194	237
	RAIL	1 946	7 582	1 261	10	9	15	17	7	822	114
	MOTOR CARRIER.	1 081	4 118	555	11	10	25	30	5	906	92
	MOTOR CARRIER, ICC	1 043	4 003	549	11	11	25	30	5	868	90
	MOTOR CARRIER, NON-ICC	38	115	6	50	41	24	-	-	38	2
	PRIVATE TRUCK.	161	762	69	38	42	23	(Z)	(Z)	463	29
	WATER.	65	251	182	68	68	73	-	-	-	-
	PARCEL DELIVERY.	2	(Z)	(Z)	46	44	46	-	-	(Z)	(Z)
	OTHER AND UNKNOWN.	514	721	7	5	8	78	-	-	3	2
33122	IRON AND STEEL PLATES.	3 129	7 879	1 675	7	8	9	147	56	1 353	150
	RAIL	1 392	3 855	894	11	12	15	81	28	706	45
	MOTOR CARRIER.	1 447	3 411	676	12	14	14	64	28	595	102
	MOTOR CARRIER, ICC	1 249	2 921	616	13	16	16	64	28	569	97
	MOTOR CARRIER, NON-ICC	198	490	61	39	16	17	-	-	26	5
	PRIVATE TRUCK.	183	522	92	21	26	50	1	(Z)	52	3
	WATER.	12	34	11	48	54	53	-	-	-	-
	PARCEL DELIVERY.	3	1	1	100	100	100	-	-	(Z)	(Z)
	OTHER AND UNKNOWN.	92	55	(Z)	30	31	79	-	-	-	-
33123	IRON AND STEEL SHEET AND STRIP	17 273	47 473	9 641	4	3	4	791	280	6 249	1 086
	RAIL	3 922	12 312	3 797	10	10	10	308	105	1 576	273
	MOTOR CARRIER.	11 938	31 665	5 410	4	3	3	436	157	4 209	734
	MOTOR CARRIER, ICC	11 278	29 602	5 326	4	3	4	435	157	3 966	724
	MOTOR CARRIER, NON-ICC	660	2 064	84	13	12	16	1	(Z)	243	10
	PRIVATE TRUCK.	1 155	3 172	328	13	14	12	46	19	464	40
	AIR.	1	(Z)	(Z)	69	63	60	(Z)	(Z)	-	-
	WATER.	77	231	105	25	25	25	-	-	-	-
	PARCEL DELIVERY.	1	(Z)	(Z)	58	60	63	(Z)	(Z)	(Z)	(Z)
	OTHER AND UNKNOWN.	179	92	1	10	10	100	-	-	-	-
33124	IRON AND STEEL BARS, BAR SHAPES, RODS.	6 455	15 925	3 897	8	12	9	303	110	1 918	345
	RAIL	2 078	6 115	1 801	17	19	18	126	46	496	119
	MOTOR CARRIER.	3 785	8 122	1 880	10	16	11	166	62	1 231	216
	MOTOR CARRIER, ICC	3 571	7 576	1 830	10	16	11	166	62	1 223	215
	MOTOR CARRIER, NON-ICC	214	546	50	18	21	17	-	-	8	1
	PRIVATE TRUCK.	583	1 683	212	13	17	18	12	3	191	9
	AIR.	1	(Z)	(Z)	100	100	100	-	-	-	-
	WATER.	2	4	4	100	100	100	-	-	-	-
	PARCEL DELIVERY.	6	1	(Z)	85	59	65	(Z)	(Z)	1	(Z)
	OTHER AND UNKNOWN.	(Z)	(Z)	(Z)	100	100	100	-	-	(Z)	(Z)
33126	IRON AND STEEL PIPE, TUBES, FITTINGS	6 151	12 665	5 475	9	23	7	142	55	980	204
	RAIL	1 697	3 259	2 619	12	9	11	1	1	193	38
	MOTOR CARRIER.	3 275	5 537	2 043	10	12	10	137	54	646	144
	MOTOR CARRIER, ICC	3 172	5 244	1 987	11	10	9	137	54	626	142
	MOTOR CARRIER, NON-ICC	102	293	56	45	47	63	-	-	20	2
	PRIVATE TRUCK.	761	3 233	247	39	61	22	3	1	141	21
	AIR.	6	1	(Z)	37	45	46	(Z)	(Z)	(Z)	(Z)
	WATER.	356	574	565	9	9	5	-	-	-	-
	PARCEL DELIVERY.	1	(Z)	(Z)	66	52	40	(Z)	(Z)	(Z)	(Z)
	OTHER AND UNKNOWN.	56	60	1	2	2	52	-	-	(Z)	(Z)
33127	TIN MILL PRODUCTS.	2 262	5 532	1 784	6	7	15	66	29	1 126	210
	RAIL	773	1 787	893	14	14	22	-	-	208	23
	MOTOR CARRIER.	1 218	3 078	650	6	7	19	66	29	824	184
	MOTOR CARRIER, ICC	1 031	2 615	574	6	8	21	66	29	824	184
	MOTOR CARRIER, NON-ICC	187	463	76	30	28	21	-	-	-	-
	PRIVATE TRUCK.	186	465	29	30	29	29	-	-	94	3
	WATER.	86	202	212	54	55	65	-	-	-	-
33128	RAILWAY TRACK MATERIAL	603	1 405	449	17	20	21	20	4	109	26
	RAIL	472	1 256	383	19	22	24	20	4	65	11
	MOTOR CARRIER.	123	140	63	15	11	14	-	-	43	14
	MOTOR CARRIER, ICC	122	139	62	15	11	15	-	-	42	14
	MOTOR CARRIER, NON-ICC	1	1	(Z)	82	90	91	-	-	1	(Z)
	PRIVATE TRUCK.	8	9	3	51	54	66	-	-	1	(Z)
	AIR.	(Z)	(Z)	(Z)	100	100	100	-	-	-	-
	PARCEL DELIVERY.	(Z)	(Z)	(Z)	100	100	100	-	-	-	-
33129	PRIMARY IRON AND STEEL PRODUCTS, NEC	1 031	1 515	480	17	34	26	5	2	144	48
	RAIL	262	380	245	28	26	35	-	-	33	15
	MOTOR CARRIER.	436	548	199	25	18	27	5	2	105	33
	MOTOR CARRIER, ICC	411	518	177	25	19	28	5	2	92	24
	MOTOR CARRIER, NON-ICC	25	30	22	18	19	20	-	-	13	9
	PRIVATE TRUCK.	120	554	36	55	62	57	-	-	6	1
	AIR.	1	(Z)	(Z)	97	92	98	-	-	(Z)	(Z)
	WATER.	(Z)	(Z)	(Z)	-	-	-	-	-	-	-
	PARCEL DELIVERY.	4	(Z)	(Z)	81	59	65	-	-	(Z)	(Z)
	OTHER AND UNKNOWN.	208	32	-	9	9	-	-	-	-	-
3313	FERROALLOYS.	1 135	2 361	992	15	20	23	9	18	426	175
	RAIL	546	1 150	721	28	30	29	8	18	251	116
	MOTOR CARRIER.	372	610	153	21	16	16	1	(Z)	175	50
	MOTOR CARRIER, ICC	343	538	138	19	17	1	1	(Z)	165	46
	MOTOR CARRIER, NON-ICC	29	71	15	25	28	62	-	-	10	4
	PRIVATE TRUCK.	123	305	75	33	49	33	(Z)	(Z)	9	3

TONS (THOUSANDS) AND TON-MILES (MILLIONS) BY DIVISION OF ORIGIN--CON.

EAST NORTH CENTRAL		WEST NORTH CENTRAL		SOUTH ATLANTIC		EAST SOUTH CENTRAL		WEST SOUTH CENTRAL		MOUNTAIN		PACIFIC		DESTINATION UNKNOWN	TCC CODE AND MOT
TONS	TON-MILES	TONS	TON-MILES	TONS	TON-MILES	TONS	TON-MILES	TONS	TON-MILES	TONS	TON-MILES	TONS	TON-MILES	TONS	
33 031	4 665	2 387	876	2 745	879	2 804	731	2 476	1 269	460	216	3 211	986	42	3312
31 429	4 592	2 209	875	2 737	878	2 804	731	1 960	1 200	460	216	1 863	803	42	M.C.
1 601	73	178	1	8	2	-	-	516	69	-	-	1 349	183	42	ICC
3 744	252	672	174	719	92	318	58	2 394	164	269	74	813	72	-	N-ICC
(Z)	(Z)	(Z)	(Z)	(Z)	(Z)	(Z)	(Z)	(Z)	(Z)	(Z)	(Z)	(Z)	(Z)	-	P.T.
106	28	66	27	163	79	56	19	846	803	-	-	60	124	-	AIR
(Z)	(Z)	(Z)	(Z)	(Z)	(Z)	(Z)	(Z)	1	1	(Z)	(Z)	(Z)	(Z)	-	WATER
64	(Z)	-	-	14	6	-	-	-	-	(Z)	(Z)	(Z)	(Z)	-	P.O.
-	-	-	-	-	-	-	-	-	-	(Z)	(Z)	(Z)	(Z)	-	OT-UK
8 768	1 128	9	7	542	136	333	29	391	371	6	(Z)	213	153	931	33121
5 653	736	-	-	118	31	329	27	267	257	-	-	153	88	224	RAIL
3 024	359	9	7	60	16	3	1	25	9	(Z)	(Z)	60	66	-	M.C.
2 961	356	9	7	60	16	3	1	12	7	(Z)	(Z)	60	66	-	ICC
64	3	-	-	-	-	-	-	13	2	-	-	-	-	-	N-ICC
91	33	-	-	191	4	-	-	11	3	-	(Z)	-	-	-	P.T.
-	-	-	-	163	79	-	-	88	103	-	-	(Z)	-	-	WATER
(Z)	(Z)	-	-	(Z)	(Z)	-	-	(Z)	(Z)	-	-	(Z)	(Z)	-	P.O.
-	-	-	-	11	5	-	-	-	-	-	-	-	-	-	OT-UK
1 949	258	536	156	734	121	737	182	1 407	422	176	95	793	234	47	33122
772	96	164	72	555	84	330	101	860	288	64	43	323	137	-	RAIL
1 058	144	327	79	163	34	327	66	401	104	48	26	428	93	-	M.C.
1 049	144	321	79	162	34	327	66	146	73	48	26	235	69	-	ICC
9	(Z)	7	(Z)	1	(Z)	-	-	255	31	-	-	193	24	-	N-ICC
108	18	45	5	16	3	59	8	136	26	63	25	42	4	-	P.T.
3	1	-	-	-	-	21	7	10	3	-	-	-	-	-	WATER
(Z)	(Z)	-	-	-	-	-	-	1	1	(Z)	(Z)	-	-	-	P.O.
8	(Z)	-	-	-	-	-	-	-	-	-	-	-	-	-	OT-UK
28 783	3 575	2 015	719	2 573	921	2 906	831	1 294	928	198	87	2 530	1 253	133	33123
5 842	736	536	218	1 140	463	949	366	779	634	39	25	1 143	871	-	RAIL
21 042	2 643	1 148	412	1 359	436	1 777	426	398	223	66	34	1 188	345	42	M.C.
19 916	2 613	980	411	1 354	436	1 777	426	379	221	66	34	686	305	42	ICC
1 126	30	167	1	4	(Z)	-	-	18	3	-	-	502	40	-	N-ICC
1 843	72	266	62	75	23	144	27	43	24	93	28	197	34	-	P.T.
-	-	-	-	-	-	-	-	(Z)	(Z)	(Z)	(Z)	(Z)	(Z)	-	AIR
56	16	66	27	-	-	35	12	73	47	-	-	1	3	-	WATER
(Z)	(Z)	(Z)	(Z)	-	-	-	-	-	-	-	-	(Z)	(Z)	-	P.O.
-	-	-	-	-	-	-	-	-	-	-	-	(Z)	(Z)	-	OT-UK
8 323	1 269	1 287	471	1 062	259	1 029	414	1 155	538	249	122	598	370	-	33124
3 094	355	523	230	385	128	632	291	572	340	74	63	214	228	-	RAIL
4 756	894	523	164	309	103	347	114	421	157	80	38	290	132	-	M.C.
4 411	872	523	164	309	103	347	114	251	131	80	38	267	131	-	ICC
345	22	-	-	-	-	-	-	170	26	-	-	23	1	-	N-ICC
473	20	241	76	368	27	50	8	158	37	96	21	94	10	-	P.T.
-	-	-	-	(Z)	(Z)	-	-	-	-	-	(Z)	(Z)	(Z)	-	AIR
(Z)	(Z)	(Z)	(Z)	(Z)	(Z)	(Z)	(Z)	4	4	-	-	-	-	-	WATER
-	-	-	-	-	-	-	-	-	-	-	-	-	-	-	P.O.
-	-	-	-	-	-	-	-	-	-	-	-	-	-	-	OT-UK
2 989	650	619	406	798	323	486	229	5 318	2 666	483	374	851	569	1	33126
372	120	211	204	338	135	185	125	1 550	1 322	223	266	188	408	-	RAIL
2 102	458	320	178	419	164	237	90	1 159	717	249	108	268	130	-	M.C.
2 061	442	320	178	419	164	237	90	1 103	712	249	108	90	96	-	ICC
40	16	-	-	-	-	-	-	56	5	-	-	178	33	-	N-ICC
459	71	88	24	38	23	64	14	2 039	72	11	(Z)	390	22	-	P.T.
(Z)	(Z)	(Z)	(Z)	-	-	(Z)	(Z)	-	-	-	-	(Z)	(Z)	-	AIR
(Z)	(Z)	(Z)	(Z)	(Z)	(Z)	(Z)	(Z)	570	555	-	-	5	10	-	WATER
56	(Z)	-	-	3	(Z)	-	-	(Z)	(Z)	-	-	(Z)	(Z)	-	P.O.
-	-	-	-	-	-	-	-	-	-	-	-	-	-	-	OT-UK
1 172	165	315	186	766	158	272	136	383	311	-	-	1 433	590	-	33127
146	24	258	155	387	55	177	110	257	209	-	-	354	317	-	RAIL
727	118	33	24	371	99	94	26	25	12	-	-	937	159	-	M.C.
711	117	33	24	371	99	94	26	25	12	-	-	490	84	-	ICC
16	2	-	-	-	-	-	-	-	-	-	-	447	75	-	N-ICC
252	12	24	6	8	4	-	-	-	-	-	-	88	3	-	P.T.
47	11	-	-	-	-	-	-	101	90	-	-	54	111	-	WATER
625	142	137	71	264	57	13	5	102	76	118	34	18	33	-	33128
588	130	130	68	234	46	3	1	93	69	110	29	14	24	-	RAIL
31	11	6	4	30	10	10	4	7	5	9	5	4	9	-	M.C.
31	11	6	4	30	10	10	4	7	5	9	5	4	9	-	ICC
(Z)	(Z)	(Z)	(Z)	(Z)	(Z)	(Z)	(Z)	-	-	-	-	-	-	-	N-ICC
5	1	(Z)	(Z)	(Z)	(Z)	-	-	3	2	(Z)	(Z)	-	-	-	P.T.
-	-	-	-	(Z)	(Z)	-	-	-	-	-	-	(Z)	(Z)	-	AIR
-	-	-	-	(Z)	(Z)	-	-	-	-	-	-	-	-	-	P.O.
882	67	88	34	124	53	31	10	98	95	33	43	79	128	32	33129
78	4	59	25	66	29	23	7	54	52	25	38	43	75	-	RAIL
290	38	20	8	35	16	8	3	40	42	8	4	36	53	-	M.C.
289	38	17	8	32	15	8	3	35	39	8	4	31	44	-	ICC
1	(Z)	4	(Z)	3	1	-	-	4	3	-	-	5	9	-	N-ICC
514	25	8	1	22	8	(Z)	(Z)	4	1	(Z)	(Z)	-	-	-	P.T.
-	-	-	-	-	-	(Z)	(Z)	-	-	(Z)	(Z)	(Z)	(Z)	-	AIR
(Z)	(Z)	(Z)	(Z)	(Z)	(Z)	(Z)	(Z)	(Z)	(Z)	(Z)	(Z)	(Z)	(Z)	-	WATER
-	-	-	-	-	-	-	-	-	-	-	-	-	-	-	P.O.
-	-	-	-	-	-	-	-	-	-	-	-	-	-	-	OT-UK
1 112	455	19	11	202	76	217	63	128	103	31	31	141	60	77	3313
429	301	13	7	110	51	119	54	100	93	29	29	112	52	-	RAIL
371	77	6	4	18	5	14	5	8	4	(Z)	(Z)	17	8	-	M.C.
311	67	6	4	18	5	12	4	8	4	(Z)	(Z)	17	8	-	ICC
60	10	-	-	-	-	2	(Z)	-	-	-	-	-	-	-	N-ICC
134	47	-	-	44	11	84	4	20	7	2	2	12	(Z)	-	P.T.





TONS (THOUSANDS) AND TON-MILES (MILLIONS) BY DIVISION OF DESTINATION--CON.

EAST NORTH CENTRAL		WEST NORTH CENTRAL		SOUTH ATLANTIC		EAST SOUTH CENTRAL		WEST SOUTH CENTRAL		MOUNTAIN		PACIFIC		DESTINATION UNKNOWN	TCC CODE AND MOT	
TONS	TON-MILES	TONS	TON-MILES	TONS	TON-MILES	TONS	TON-MILES	TONS	TON-MILES	TONS	TON-MILES	TONS	TON-MILES	TONS		
178	30	-	-	30	8	-	-	-	-	-	-	-	-	-	3313	
(Z)	(Z)	-	-	(Z)	(Z)	-	-	(Z)	(Z)	-	-	(Z)	(Z)	-	WATER	
-	-	-	-	-	-	-	-	-	-	-	-	-	-	-	P.O.	
-	-	-	-	-	-	-	-	-	-	-	-	-	-	77	OT-UK	
382	106	6	4	37	12	36	13	74	75	4	5	3	6	76	33131	
65	30	3	2	9	3	30	12	73	75	4	5	3	6	-	RAIL	
66	16	3	2	9	3	3	3	(Z)	(Z)	-	-	-	-	-	M.C.	
42	9	3	2	9	3	3	1	(Z)	(Z)	-	-	-	-	-	ICC	
24	6	-	-	-	-	-	1	(Z)	-	-	-	-	-	-	N-ICC	
76	33	-	-	20	6	2	(Z)	-	-	-	-	-	-	-	P.T.	
174	27	-	-	-	-	-	-	-	-	-	-	-	-	-	WATER	
(Z)	(Z)	-	-	-	-	-	-	-	-	-	-	-	-	-	P.O.	
-	-	-	-	-	-	-	-	-	-	-	-	-	-	-	76	OT-UK
367	193	3	2	42	9	162	40	38	15	24	22	127	39	(Z)	33133	
169	150	2	2	12	3	73	34	15	9	22	20	102	35	-	RAIL	
163	29	1	1	4	1	8	2	5	1	-	-	15	4	-	M.C.	
129	25	1	1	4	1	7	2	5	1	-	-	15	4	-	ICC	
34	4	-	-	-	-	-	1	(Z)	-	-	-	-	-	-	N-ICC	
31	11	-	-	23	4	81	4	18	5	2	2	11	(Z)	-	P.T.	
3	3	-	-	3	1	-	-	-	-	-	-	-	-	-	WATER	
(Z)	(Z)	-	-	-	-	-	-	-	-	-	-	-	-	-	P.O.	
-	-	-	-	-	-	-	-	-	-	-	-	-	-	(Z)	OT-UK	
202	88	(Z)	(Z)	68	37	4	3	4	5	(Z)	(Z)	5	4	1	33139	
93	63	-	-	63	36	2	2	2	3	-	-	1	(Z)	-	RAIL	
83	23	(Z)	(Z)	3	1	1	1	1	1	(Z)	(Z)	2	4	-	M.C.	
82	23	(Z)	(Z)	3	1	1	1	1	1	(Z)	(Z)	2	4	-	ICC	
1	(Z)	-	-	-	-	-	-	-	-	-	-	-	-	-	N-ICC	
26	2	-	-	1	(Z)	(Z)	(Z)	1	1	-	-	1	(Z)	-	P.T.	
-	-	-	-	-	-	-	-	-	-	-	-	-	-	-	WATER	
-	-	-	-	(Z)	(Z)	-	-	(Z)	(Z)	-	-	-	-	-	P.O.	
-	-	-	-	-	-	-	-	-	-	-	-	-	-	-	1	OT-UK
1 280	270	260	105	363	137	250	102	248	184	125	82	242	171	51	3315	
5	2	25	12	29	16	7	3	39	29	19	30	26	28	-	RAIL	
954	223	220	86	246	105	163	67	158	112	53	38	107	78	-	M.C.	
928	219	220	85	245	104	163	67	157	111	45	27	92	52	-	ICC	
26	4	1	1	1	1	1	1	1	1	8	11	16	25	-	N-ICC	
320	44	15	7	87	16	73	24	38	22	52	13	92	26	-	P.T.	
(Z)	(Z)	-	-	(Z)	(Z)	-	-	(Z)	(Z)	(Z)	(Z)	(Z)	(Z)	-	AIR	
(Z)	(Z)	(Z)	(Z)	(Z)	(Z)	(Z)	(Z)	(Z)	(Z)	(Z)	(Z)	(Z)	(Z)	-	WATER	
1	(Z)	(Z)	(Z)	1	(Z)	7	8	14	21	(Z)	1	7	19	-	P.O.	
-	-	(Z)	(Z)	-	-	-	-	-	-	-	-	-	-	51	OT-UK	
57	36	20	13	88	34	49	21	121	95	15	16	75	70	20	33151	
4	2	2	1	5	4	-	-	17	13	7	8	15	18	-	RAIL	
50	33	18	12	53	23	27	14	91	72	8	7	41	29	-	M.C.	
50	33	17	12	53	23	27	14	90	71	8	7	38	29	-	ICC	
-	-	1	1	-	-	-	-	1	1	-	-	3	(Z)	-	N-ICC	
3	1	(Z)	(Z)	30	7	23	7	13	10	(Z)	(Z)	10	3	-	P.T.	
(Z)	(Z)	-	-	(Z)	(Z)	-	-	-	-	(Z)	(Z)	(Z)	(Z)	-	AIR	
(Z)	(Z)	(Z)	(Z)	(Z)	(Z)	(Z)	(Z)	(Z)	(Z)	(Z)	(Z)	9	21	-	WATER	
1	(Z)	(Z)	(Z)	(Z)	(Z)	(Z)	(Z)	(Z)	(Z)	(Z)	(Z)	(Z)	(Z)	-	P.O.	
-	-	-	-	-	-	-	-	-	-	-	-	-	-	20	OT-UK	
142	35	87	36	75	26	44	24	43	45	47	29	94	71	32	33152	
2	1	9	3	13	9	7	3	10	9	-	-	10	-	-	RAIL	
115	32	76	32	33	15	24	12	14	11	29	23	37	44	-	M.C.	
113	32	76	32	31	14	24	12	14	11	21	12	24	18	-	ICC	
2	(Z)	-	-	1	1	-	-	(Z)	(Z)	8	11	13	25	-	N-ICC	
25	3	2	1	29	1	6	1	5	4	18	6	49	8	-	P.T.	
(Z)	(Z)	-	-	-	-	-	-	(Z)	(Z)	-	-	(Z)	(Z)	-	AIR	
(Z)	(Z)	(Z)	(Z)	(Z)	(Z)	(Z)	(Z)	(Z)	(Z)	-	-	(Z)	(Z)	-	P.O.	
-	-	(Z)	(Z)	(Z)	(Z)	7	8	14	21	(Z)	1	7	19	32	OT-UK	
1 081	199	153	56	200	77	157	58	84	44	63	37	74	30	-	33155	
-	-	14	8	10	3	-	-	12	6	13	22	12	10	-	RAIL	
789	158	126	42	160	67	113	42	52	29	16	8	29	5	-	M.C.	
765	154	126	42	160	67	113	42	52	29	16	8	29	5	-	ICC	
24	4	-	-	(Z)	(Z)	-	-	-	-	-	-	-	-	-	N-ICC	
292	41	12	6	28	7	45	16	20	9	35	7	32	15	-	P.T.	
(Z)	(Z)	-	-	-	-	-	-	-	-	-	-	(Z)	(Z)	-	AIR	
(Z)	(Z)	(Z)	(Z)	(Z)	(Z)	(Z)	(Z)	(Z)	(Z)	(Z)	(Z)	(Z)	(Z)	-	P.O.	
-	-	-	-	1	(Z)	-	-	-	-	-	-	-	-	-	OT-UK	
12 473	1 800	725	297	976	300	502	167	672	388	243	225	99	95	39	3321	
2 757	539	191	85	342	127	127	42	353	273	14	7	6	7	-	RAIL	
7 326	1 019	231	109	568	157	258	83	168	88	209	211	78	85	(Z)	M.C.	
6 045	988	229	109	531	154	247	83	147	82	208	211	77	81	(Z)	ICC	
1 281	31	2	(Z)	37	3	11	(Z)	21	6	1	(Z)	2	3	-	N-ICC	
2 337	241	302	103	64	16	117	42	148	23	18	6	13	2	-	P.T.	
2	1	(Z)	(Z)	2	1	(Z)	(Z)	(Z)	(Z)	(Z)	(Z)	(Z)	(Z)	-	AIR	
(Z)	(Z)	-	-	-	-	-	-	2	2	-	-	-	-	-	WATER	
1	(Z)	(Z)	(Z)	(Z)	(Z)	(Z)	(Z)	1	(Z)	(Z)	(Z)	1	1	-	P.O.	
49	(Z)	-	-	(Z)	(Z)	-	-	-	-	2	(Z)	(Z)	(Z)	34	OT-UK	
241	121	101	67	542	184	169	47	214	88	21	24	14	21	3	33211	
-	-	13	11	167	99	-	-	91	54	-	-	-	-	-	RAIL	
189	80	15	10	344	83	141	34	65	23	16	20	13	20	-	M.C.	
180	80	15	10	344	83	141	34	46	19	16	20	13	19	-	ICC	
9	(Z)	-	-	(Z)	(Z)	-	-	20	4	(Z)	(Z)	(Z)	(Z)	-	N-ICC	
51	41	73	46	31	2	28	13	57	11	5	4	1	1	-	P.T.	
(Z)	(Z)	(Z)	(Z)	-	-	-	-	-	-	(Z)	(Z)	-	-	-	AIR	
(Z)	(Z)	(Z)	(Z)	-	-	-	-	(Z)	(Z)	-	-	(Z)	(Z)	-	P.O.	
-	-	-	-	-	-	-	-	-	-	-	-	-	-	-	3	OT-UK

TABLE 2. SHIPMENTS BY MANUFACTURING ESTABLISHMENTS--COMMODITIES AND MEANS OF TRANSPORT BY DESTINATION: 1977--CON.

TCC CODE	COMMODITY AND MEANS OF TRANSPORT	ALL SHIPMENTS						TONS (THOUSANDS) AND TON-MILES (MILLIONS) BY DIVISION OF DESTINATION			
		VALUE (MILLION DOLLARS) (A)	TONS (THOU- SANDS) (B)	TON- MILES (MIL- LIONS) (C)	STANDARD ERROR (PERCENT) FOR COLUMNS--			NEW ENGLAND		MIDDLE ATLANTIC	
					(A)	(B)	(C)	TONS	TON- MILES	TONS	TON- MILES
33219	IRON AND STEEL CASTINGS, NEC	10 208	16 258	3 076	11	16	16	175	25	1 660	331
	RAIL	1 572	3 978	1 059	22	22	33	-	-	458	144
	MOTOR CARRIER	5 636	8 810	1 651	10	14	9	111	20	643	149
	MOTOR CARRIER, ICC	5 157	7 481	1 611	9	10	9	111	20	641	148
	MOTOR CARRIER, NON-ICC	479	1 329	41	44	52	56	(Z)	(Z)	3	(Z)
	PRIVATE TRUCK	2 617	3 363	355	24	38	29	63	4	549	36
	AIR	69	5	3	12	43	24	(Z)	(Z)	(Z)	1
	WATER	14	9	3	52	56	76	-	-	2	1
	PARCEL DELIVERY	40	9	3	28	82	48	(Z)	(Z)	6	1
	OTHER AND UNKNOWN	259	84	1	21	67	60	1	(Z)	(Z)	(Z)
333	NONFERROUS METAL PRIMARY SMELTER PRODUCTS	13 404	13 986	6 560	8	9	10	118	65	1 550	825
	RAIL	5 533	5 911	4 842	13	12	13	44	50	550	588
	MOTOR CARRIER	2 805	2 669	830	12	13	14	31	11	411	121
	MOTOR CARRIER, ICC	2 683	2 504	793	12	13	15	31	11	409	120
	MOTOR CARRIER, NON-ICC	122	165	38	50	60	64	-	-	2	1
	PRIVATE TRUCK	3 926	4 533	750	8	12	21	43	4	552	78
	AIR	95	1	1	22	33	25	(Z)	(Z)	(Z)	(Z)
	WATER	335	327	104	33	40	66	-	-	8	10
	PARCEL DELIVERY	22	(Z)	(Z)	59	35	48	(Z)	(Z)	(Z)	(Z)
	OTHER AND UNKNOWN	688	545	32	30	51	54	-	-	29	28
3331	PRIMARY COPPER SMELTER PRODUCTS	4 131	3 553	1 737	8	8	8	21	21	373	374
	RAIL	1 986	1 801	1 343	9	8	8	18	18	198	314
	MOTOR CARRIER	610	452	119	25	26	27	3	2	108	21
	MOTOR CARRIER, ICC	610	452	119	25	26	27	3	2	108	21
	MOTOR CARRIER, NON-ICC	1 271	1 115	248	14	20	18	-	-	54	13
	PRIVATE TRUCK	-	-	55	55	55	-	-	-	-	-
	AIR	(Z)	(Z)	(Z)	100	100	100	-	-	-	-
	PARCEL DELIVERY	264	186	27	1	1	7	-	-	13	26
	OTHER AND UNKNOWN	-	-	-	-	-	-	-	-	-	-
33311	PRIMARY COPPER PIG, SLAB, INGOTS, ETC.	4 125	3 549	1 736	8	8	8	21	21	373	374
	RAIL	1 986	1 801	1 343	9	8	8	18	18	198	314
	MOTOR CARRIER	610	452	119	25	26	27	3	2	108	21
	MOTOR CARRIER, ICC	610	452	119	25	26	27	3	2	108	21
	MOTOR CARRIER, NON-ICC	1 269	1 114	247	14	20	18	-	-	54	13
	PRIVATE TRUCK	-	-	-	55	55	55	-	-	-	-
	AIR	(Z)	(Z)	(Z)	100	100	100	-	-	-	-
	PARCEL DELIVERY	260	182	27	1	1	7	-	-	13	26
	OTHER AND UNKNOWN	-	-	-	-	-	-	-	-	-	-
3332	PRIMARY LEAD SMELTER PRODUCTS	1 439	2 302	1 045	31	34	27	19	15	235	164
	RAIL	632	937	695	40	44	33	12	13	128	124
	MOTOR CARRIER	237	437	124	44	45	46	-	-	10	8
	MOTOR CARRIER, ICC	225	421	116	47	47	49	-	-	10	8
	MOTOR CARRIER, NON-ICC	11	15	8	100	100	100	-	-	-	-
	PRIVATE TRUCK	373	629	203	28	36	38	7	2	95	32
	WATER	27	45	21	100	100	100	-	-	-	-
	PARCEL DELIVERY	(Z)	(Z)	(Z)	100	100	100	-	-	-	-
	OTHER AND UNKNOWN	171	255	2	93	94	97	-	-	1	1
33321	LEAD PIG, SLAB, INGOTS, BULLION, ETC.	1 363	2 095	885	31	36	26	19	15	235	164
	RAIL	560	732	535	37	46	31	12	13	128	124
	MOTOR CARRIER	237	437	124	44	45	46	-	-	10	8
	MOTOR CARRIER, ICC	225	421	116	47	47	49	-	-	10	8
	MOTOR CARRIER, NON-ICC	11	15	8	100	100	100	-	-	-	-
	PRIVATE TRUCK	373	629	203	28	36	38	7	2	95	32
	WATER	27	45	21	100	100	100	-	-	-	-
	PARCEL DELIVERY	(Z)	(Z)	(Z)	100	100	100	-	-	-	-
	OTHER AND UNKNOWN	167	252	2	94	95	97	-	-	1	1
33322	LEAD MATTE, SPEISS, AND FLUE DUST	76	207	160	60	36	42	-	-	-	-
	RAIL	72	205	160	62	36	42	-	-	-	-
	OTHER AND UNKNOWN	3	3	-	-	-	-	-	-	-	-
3333	PRIMARY ZINC SMELTER PRODUCTS	509	927	425	15	15	18	9	6	138	22
	RAIL	150	314	223	11	6	6	2	4	11	6
	MOTOR CARRIER	234	386	120	21	25	30	7	3	63	14
	MOTOR CARRIER, ICC	206	328	110	16	21	30	7	3	61	13
	MOTOR CARRIER, NON-ICC	28	58	10	69	77	99	-	-	2	1
	PRIVATE TRUCK	91	174	32	28	30	47	-	-	63	2
	WATER	27	45	50	100	100	100	-	-	-	-
	PARCEL DELIVERY	(Z)	(Z)	(Z)	100	100	100	-	-	-	-
	OTHER AND UNKNOWN	6	8	-	21	21	-	-	-	-	-
33331	ZINC AND ZINC BASE ALLOY SMELTER PRODUCTS	436	684	313	16	20	25	9	6	100	19
	RAIL	129	186	132	13	13	10	2	4	11	6
	MOTOR CARRIER	194	299	99	20	27	31	7	3	52	12
	MOTOR CARRIER, ICC	172	271	94	13	23	31	7	3	52	12
	MOTOR CARRIER, NON-ICC	22	28	5	70	69	98	-	-	-	-
	PRIVATE TRUCK	80	147	31	31	34	48	-	-	37	1
	WATER	27	45	50	100	100	100	-	-	-	-
	PARCEL DELIVERY	(Z)	(Z)	(Z)	100	100	100	-	-	-	-
	OTHER AND UNKNOWN	6	8	-	21	21	-	-	-	-	-
33332	ZINC GROSS, RESIDUES, ASHES, ETC.	72	243	113	42	21	16	-	-	38	3
	RAIL	21	128	91	13	15	14	-	-	-	-
	MOTOR CARRIER	39	87	20	69	51	62	-	-	11	2
	MOTOR CARRIER, ICC	34	58	16	82	56	76	-	-	9	1
	MOTOR CARRIER, NON-ICC	6	29	5	100	100	100	-	-	2	1
	PRIVATE TRUCK	12	28	1	56	56	52	-	-	26	1
3334	PRIMARY ALUMINUM SMELTER PRODUCTS	5 915	6 535	2 986	19	17	23	63	17	624	197
	RAIL	2 562	2 649	2 321	27	25	27	7	10	128	95
	MOTOR CARRIER	1 247	1 288	433	26	24	25	20	5	201	74
	MOTOR CARRIER, ICC	1 163	1 196	412	26	24	25	20	5	201	74
	MOTOR CARRIER, NON-ICC	84	92	20	34	31	55	-	-	-	-
	PRIVATE TRUCK	1 976	2 463	232	15	18	35	36	2	295	28



TONS (THOUSANDS) AND TON-MILES (MILLIONS) BY DIVISION OF DESTINATION--CON.

EAST NORTH CENTRAL		WEST NORTH CENTRAL		SOUTH ATLANTIC		EAST SOUTH CENTRAL		WEST SOUTH CENTRAL		MOUNTAIN		PACIFIC		DESTINATION UNKNOWN	TCC CODE AND MOT
TONS	TON-MILES	TONS	TON-MILES	TONS	TON-MILES	TONS	TON-MILES	TONS	TON-MILES	TONS	TON-MILES	TONS	TON-MILES	TONS	
12 232	1 680	624	230	434	116	333	119	458	300	222	200	85	75	36	33219
2 757	539	178	74	175	27	127	42	262	219	14	7	6	7	-	RAIL
7 137	939	217	99	224	74	117	49	103	65	193	191	66	65	(Z)	M.C.
5 865	908	215	99	187	70	106	49	101	64	191	191	64	62	(Z)	ICC
1 272	31	2	(Z)	37	3	11	(Z)	1	2	1	(Z)	12	3	(Z)	N-ICC
2 285	200	229	56	33	14	88	29	91	13	13	2	12	1	(Z)	P.T.
2	1	(Z)	(Z)	2	1	(Z)	(Z)	(Z)	(Z)	(Z)	(Z)	(Z)	(Z)	(Z)	AIR
(Z)	(Z)	(Z)	(Z)	(Z)	(Z)	(Z)	(Z)	(Z)	(Z)	(Z)	(Z)	(Z)	(Z)	(Z)	WATER
1	(Z)	(Z)	(Z)	(Z)	(Z)	(Z)	(Z)	(Z)	(Z)	(Z)	(Z)	(Z)	(Z)	(Z)	P.O.
49	(Z)	(Z)	(Z)	(Z)	(Z)	(Z)	(Z)	(Z)	(Z)	(Z)	(Z)	(Z)	(Z)	(Z)	OT-UK
4 221	2 170	785	499	998	640	1 925	817	2 375	875	806	234	1 190	436	19	333
1 748	1 625	436	354	485	497	591	666	1 485	569	229	185	345	307	-	RAIL
806	254	205	77	295	93	383	91	165	55	91	34	279	96	2	M.C.
763	238	200	74	258	86	351	88	162	55	91	34	236	87	2	ICC
43	16	5	2	37	7	32	3	3	(Z)	-	-	43	9	2	N-ICC
1 358	228	144	68	155	19	951	60	652	248	310	14	369	30	-	P.T.
(Z)	(Z)	(Z)	(Z)	(Z)	(Z)	(Z)	(Z)	(Z)	(Z)	(Z)	(Z)	1	(Z)	-	AIR
72	61	-	-	64	30	-	-	57	2	-	-	126	1	-	WATER
(Z)	(Z)	(Z)	(Z)	(Z)	(Z)	(Z)	(Z)	(Z)	(Z)	(Z)	(Z)	(Z)	(Z)	-	P.O.
237	1	-	-	(Z)	(Z)	(Z)	(Z)	15	(Z)	176	1	70	2	17	OT-UK
313	292	38	34	363	321	33	29	1 620	575	555	30	232	62	5	3331
199	271	19	24	197	295	25	25	1 039	357	62	19	42	19	-	RAIL
57	16	3	2	95	20	8	4	15	3	45	7	117	42	2	M.C.
57	16	3	2	95	20	8	4	15	3	45	7	117	42	2	ICC
56	4	16	7	71	5	-	-	566	215	279	3	73	(Z)	-	P.T.
-	-	-	-	-	-	-	-	-	-	-	-	-	-	-	AIR
-	-	-	-	-	-	(Z)	(Z)	-	-	-	-	-	-	-	P.O.
1	(Z)	-	-	-	-	-	-	-	-	168	1	-	-	4	OT-UK
313	292	38	34	363	321	33	29	1 619	574	555	30	232	62	2	33311
199	271	19	24	197	295	25	25	1 039	357	62	19	42	19	-	RAIL
57	16	3	2	95	20	8	4	15	3	45	7	117	42	2	M.C.
57	16	3	2	95	20	8	4	15	3	45	7	117	42	2	ICC
56	4	16	7	71	5	-	-	565	215	279	3	73	(Z)	-	P.T.
-	-	-	-	-	-	-	-	-	-	-	-	-	-	-	AIR
-	-	-	-	-	-	(Z)	(Z)	-	-	-	-	-	-	-	P.O.
1	(Z)	-	-	-	-	-	-	-	-	-	-	-	-	-	OT-UK
693	152	404	257	225	104	252	54	281	85	100	100	91	114	3	3332
81	42	224	175	83	56	21	17	210	69	97	98	79	100	-	RAIL
148	34	102	38	43	19	108	14	15	4	2	1	8	6	-	M.C.
145	31	97	36	39	16	108	14	12	4	2	1	8	6	-	ICC
3	3	5	2	3	3	-	-	3	(Z)	-	-	-	-	-	N-ICC
227	75	77	43	54	8	122	23	40	11	1	1	5	8	-	P.T.
(Z)	(Z)	-	-	45	21	-	-	-	-	-	-	-	-	-	WATER
236	1	-	-	-	-	-	-	15	(Z)	-	-	-	-	-	P.O.
-	-	-	-	-	-	-	-	-	-	-	-	-	-	-	OT-UK
693	152	359	218	225	104	245	51	221	62	7	5	91	114	(Z)	33321
81	42	180	136	83	56	15	13	150	47	4	4	79	100	-	RAIL
148	34	102	38	43	19	108	14	15	4	2	1	8	6	-	M.C.
145	31	97	36	39	16	108	14	12	4	2	1	8	6	-	ICC
3	3	5	2	3	3	-	-	3	(Z)	-	-	-	-	-	N-ICC
227	75	77	43	54	8	122	23	40	11	1	1	5	8	-	P.T.
(Z)	(Z)	-	-	45	21	-	-	-	-	-	-	-	-	-	WATER
236	1	-	-	-	-	-	-	15	(Z)	-	-	-	-	-	P.O.
-	-	-	-	-	-	-	-	-	-	-	-	-	-	-	OT-UK
-	-	45	39	-	-	7	4	60	23	93	95	-	-	3	33322
-	-	45	39	-	-	7	4	60	23	93	95	-	-	-	RAIL
-	-	-	-	-	-	-	-	-	-	-	-	-	-	-	OT-UK
304	170	59	22	50	13	36	14	179	95	62	48	83	35	8	3333
115	88	9	7	33	8	7	7	100	63	25	28	12	13	-	RAIL
113	28	34	10	15	5	9	7	63	23	37	20	44	10	-	M.C.
99	28	34	10	15	5	9	7	63	23	37	20	44	10	-	ICC
14	(Z)	-	-	-	-	-	-	-	-	-	-	2	1	-	N-ICC
32	4	15	5	1	(Z)	19	1	16	9	-	-	42	9	-	P.T.
45	50	-	-	-	-	-	-	-	-	-	-	27	12	-	WATER
-	-	(Z)	(Z)	-	-	-	-	-	-	-	-	-	-	-	P.O.
-	-	-	-	-	-	-	-	-	-	-	-	-	-	-	OT-UK
294	165	55	21	44	10	36	14	54	25	29	21	55	30	8	33331
112	88	9	7	29	5	7	7	(Z)	1	4	3	12	13	-	RAIL
105	23	30	10	14	4	9	7	39	15	25	19	16	6	-	M.C.
92	23	30	10	14	4	9	7	39	15	25	19	2	1	-	ICC
14	(Z)	-	-	-	-	-	-	-	-	-	-	14	5	-	N-ICC
32	4	15	5	1	(Z)	19	1	15	9	-	-	27	12	-	P.T.
45	50	-	-	-	-	-	-	-	-	-	-	-	-	-	WATER
-	-	(Z)	(Z)	-	-	-	-	-	-	-	-	-	-	-	P.O.
-	-	-	-	-	-	-	-	-	-	-	-	-	-	-	OT-UK
10	5	4	(Z)	5	3	-	-	-	-	-	-	-	-	8	33332
3	1	-	-	4	3	-	-	125	71	33	26	28	4	-	RAIL
7	4	4	(Z)	1	1	-	-	99	62	21	25	-	-	-	M.C.
7	4	4	(Z)	1	1	-	-	24	8	12	1	28	4	-	ICC
-	-	-	-	-	-	-	-	24	8	12	1	-	-	-	N-ICC
-	-	-	-	-	-	-	-	1	(Z)	-	-	28	4	-	P.T.
2 745	1 403	308	208	319	165	1 616	683	154	84	70	67	635	163	(Z)	3334
1 294	1 109	211	167	163	119	540	587	72	51	49	52	185	130	-	RAIL
446	166	66	29	129	41	266	66	51	20	5	5	105	27	-	M.C.
420	153	66	29	95	37	234	63	51	20	5	5	105	27	-	ICC
26	13	-	-	34	4	32	3	-	-	-	-	1	(Z)	-	N-ICC
1 005	127	32	12	28	5	810	29	31	14	16	9	210	6	-	P.T.

TABLE 2. SHIPMENTS BY MANUFACTURING ESTABLISHMENTS--COMMODITIES AND MEANS OF TRANSPORT BY DESTINATION: 1977--CON.

TCC CODE	COMMODITY AND MEANS OF TRANSPORT	ALL SHIPMENTS						TONS (THOUSANDS) AND TON-MILES (MILLIONS) BY DIVISION OF DESTINATION			
		VALUE (MILLION DOLLARS) (A)	TONS (THOU- SANDS) (B)	TON- MILES (MIL- LIONS) (C)	STANDARD ERROR (PERCENT) FOR COLUMNS--			NEW ENGLAND		MIDDLE ATLANTIC	
					(A)	(B)	(C)	TONS	TON- MILES	TONS	TON- MILES
3334	PRIMARY ALUMINUM SMELTER PRODUCTS . . . . .	(Z)	(Z)	(Z)	100	100	100	-	-	-	-
	AIR . . . . .	127	135	1	100	100	100	-	-	-	-
	WATER . . . . .	(Z)	(Z)	(Z)	98	69	73	-	-	-	-
	PARCEL DELIVERY . . . . .	3	(Z)	(Z)	6	5	100	-	-	-	-
	OTHER AND UNKNOWN . . . . .										
33341	PRIMARY ALUMINUM PIG, SLAB, AND INGOTS . . . . .	5 888	6 317	2 933	19	18	24	63	17	611	190
	RAIL . . . . .	2 555	2 600	2 294	27	26	28	7	10	124	93
	MOTOR CARRIER . . . . .	1 245	1 266	428	26	25	26	20	5	199	73
	MOTOR CARRIER, ICC . . . . .	1 162	1 174	408	26	25	26	20	5	199	73
	MOTOR CARRIER, NON=ICC . . . . .	84	92	20	34	31	55	-	-	-	-
	PRIVATE TRUCK . . . . .	1 957	2 316	209	15	18	28	36	2	287	24
	AIR . . . . .	(Z)	(Z)	(Z)	100	100	100	-	-	-	-
	WATER . . . . .	127	135	1	100	100	100	-	-	-	-
	PARCEL DELIVERY . . . . .	(Z)	(Z)	(Z)	98	69	73	-	-	-	-
	OTHER AND UNKNOWN . . . . .	3	(Z)	(Z)	6	5	100	-	-	-	-
33342	ALUMINUM RESIDUES, ETC. . . . .	28	217	54	49	59	69	-	-	13	7
	RAIL . . . . .	7	49	27	39	55	48	-	-	4	2
	MOTOR CARRIER . . . . .	1	21	4	48	97	95	-	-	1	1
	MOTOR CARRIER, ICC . . . . .	1	21	4	48	97	95	-	-	1	1
	PRIVATE TRUCK . . . . .	19	147	23	57	57	83	-	-	8	4
3339	MISCELLANEOUS PRIMARY NONFERROUS METAL PRODUCTS . . . . .	1 511	812	315	10	15	23	2	1	203	47
	RAIL . . . . .	300	255	205	16	27	34	-	-	73	21
	MOTOR CARRIER . . . . .	498	184	58	21	27	24	1	1	54	12
	MOTOR CARRIER, ICC . . . . .	498	184	58	21	27	24	1	1	54	12
	MOTOR CARRIER, NON=ICC . . . . .	(Z)	(Z)	(Z)	100	100	100	-	-	-	-
	PRIVATE TRUCK . . . . .	252	189	25	17	15	30	(Z)	(Z)	53	2
	AIR . . . . .	60	1	(Z)	15	33	25	(Z)	(Z)	(Z)	(Z)
	WATER . . . . .	165	100	25	29	28	30	-	-	9	11
	PARCEL DELIVERY . . . . .	9	(Z)	(Z)	59	41	54	(Z)	(Z)	(Z)	(Z)
	OTHER AND UNKNOWN . . . . .	227	84	2	40	83	94	(Z)	(Z)	14	(Z)
33391	MAGNESIUM PIG, SLAB, INGOTS, ETC. . . . .	402	233	183	14	16	8	-	-	15	24
	RAIL . . . . .	237	139	150	12	13	12	-	-	5	10
	MOTOR CARRIER . . . . .	50	27	10	22	24	24	-	-	2	3
	MOTOR CARRIER, ICC . . . . .	50	27	10	22	24	24	-	-	2	3
	PRIVATE TRUCK . . . . .	32	16	12	33	34	34	-	-	-	-
	WATER . . . . .	83	52	12	62	64	60	-	-	8	11
33394	NICKEL PIG, SLAB, INGOTS, ETC. . . . .	283	189	29	49	76	58	1	1	111	15
	RAIL . . . . .	42	84	15	92	95	76	-	-	67	10
	MOTOR CARRIER . . . . .	148	69	11	76	88	49	1	1	40	4
	MOTOR CARRIER, ICC . . . . .	148	69	11	76	88	49	1	1	40	4
	PRIVATE TRUCK . . . . .	19	17	2	98	100	100	(Z)	(Z)	4	1
	WATER . . . . .	71	18	1	39	39	66	-	-	-	-
	OTHER AND UNKNOWN . . . . .	3	(Z)	-	85	85	-	-	-	-	-
33398	MISCELLANEOUS NONFERROUS METAL RESIDUES . . . . .	8	29	29	47	47	62	(Z)	(Z)	-	-
	RAIL . . . . .	3	12	25	64	66	65	-	-	-	-
	MOTOR CARRIER . . . . .	4	10	4	95	91	74	(Z)	(Z)	-	-
	MOTOR CARRIER, ICC . . . . .	4	10	4	95	91	74	(Z)	(Z)	-	-
	PRIVATE TRUCK . . . . .	1	7	(Z)	65	49	57	-	-	-	-
33399	PRIMARY NONFERROUS METAL SLAB, NEC . . . . .	650	259	63	16	16	22	(Z)	(Z)	74	6
	RAIL . . . . .	13	17	15	31	31	32	-	-	1	1
	MOTOR CARRIER . . . . .	222	57	28	32	33	37	(Z)	(Z)	10	3
	MOTOR CARRIER, ICC . . . . .	222	57	28	32	33	37	(Z)	(Z)	10	3
	MOTOR CARRIER, NON=ICC . . . . .	(Z)	(Z)	(Z)	100	100	100	-	-	-	-
	PRIVATE TRUCK . . . . .	165	140	9	17	17	71	(Z)	(Z)	48	1
	AIR . . . . .	58	(Z)	(Z)	15	34	25	(Z)	(Z)	(Z)	(Z)
	WATER . . . . .	11	30	11	36	39	40	-	-	1	(Z)
	PARCEL DELIVERY . . . . .	9	(Z)	(Z)	60	43	59	(Z)	(Z)	(Z)	(Z)
	OTHER AND UNKNOWN . . . . .	172	14	(Z)	41	100	100	-	-	14	(Z)
335	NONFERROUS METAL BASIC SHAPES . . . . .	22 168	13 213	6 699	6	12	7	715	387	1 847	763
	RAIL . . . . .	2 803	2 330	1 887	13	15	15	112	116	200	137
	MOTOR CARRIER . . . . .	12 630	7 415	3 738	7	18	8	385	212	1 229	473
	MOTOR CARRIER, ICC . . . . .	12 253	7 189	3 580	7	19	9	384	212	1 200	472
	MOTOR CARRIER, NON=ICC . . . . .	377	226	158	63	73	71	(Z)	(Z)	28	2
	PRIVATE TRUCK . . . . .	5 760	3 336	1 007	14	15	20	215	58	412	148
	AIR . . . . .	301	19	31	27	19	20	(Z)	(Z)	3	3
	WATER . . . . .	71	18	11	51	47	55	-	-	1	(Z)
	PIPELINE . . . . .	-	-	-	100	100	100	-	-	-	-
	PARCEL DELIVERY . . . . .	142	9	3	34	23	37	1	(Z)	2	(Z)
	OTHER AND UNKNOWN . . . . .	458	84	21	31	45	68	2	(Z)	1	(Z)
3351	COPPER, BRASS, AND BRONZE BASIC SHAPES . . . . .	3 349	1 905	977	16	15	13	268	138	305	127
	RAIL . . . . .	451	286	238	45	34	33	65	58	23	17
	MOTOR CARRIER . . . . .	2 049	1 042	568	14	12	13	119	64	238	95
	MOTOR CARRIER, ICC . . . . .	2 049	1 042	568	14	12	13	119	64	238	95
	PRIVATE TRUCK . . . . .	780	560	169	24	24	21	84	15	43	14
	AIR . . . . .	3	1	1	41	48	62	(Z)	(Z)	(Z)	(Z)
	WATER . . . . .	35	3	(Z)	100	100	100	-	-	1	(Z)
	PARCEL DELIVERY . . . . .	1	(Z)	(Z)	33	22	30	(Z)	(Z)	(Z)	(Z)
	OTHER AND UNKNOWN . . . . .	29	13	1	28	37	29	-	-	(Z)	(Z)
33511	COPPER, BRASS, AND BRONZE RODS AND BARS . . . . .	1 253	870	376	28	26	26	107	61	94	32
	RAIL . . . . .	345	220	141	57	43	54	62	56	15	3
	MOTOR CARRIER . . . . .	489	301	140	27	28	27	19	4	71	29
	MOTOR CARRIER, ICC . . . . .	489	301	140	27	28	27	19	4	71	29
	PRIVATE TRUCK . . . . .	415	347	94	32	31	28	26	1	8	(Z)
	AIR . . . . .	(Z)	(Z)	(Z)	100	100	100	-	-	-	-
	WATER . . . . .	(Z)	(Z)	(Z)	100	100	100	-	-	-	-
	PARCEL DELIVERY . . . . .	(Z)	(Z)	(Z)	41	41	35	-	-	(Z)	(Z)
	OTHER AND UNKNOWN . . . . .	4	1	(Z)	41	41	35	-	-	-	-
33512	COPPER, BRASS, AND BRONZE PLATE AND SHEET . . . . .	960	491	300	17	12	13	130	63	125	51

TONS (THOUSANDS) AND TON-MILES (MILLIONS) BY DIVISION OF DESTINATION--CON.

EAST NORTH CENTRAL		WEST NORTH CENTRAL		SOUTH ATLANTIC		EAST SOUTH CENTRAL		WEST SOUTH CENTRAL		MOUNTAIN		PACIFIC		DESTINATION UNKNOWN	TCC CODE AND MOT
TONS	TON-MILES	TONS	TON-MILES	TONS	TON-MILES	TONS	TON-MILES	TONS	TON-MILES	TONS	TON-MILES	TONS	TON-MILES	TONS	
-	-	-	-	-	-	-	-	-	-	(Z)	(Z)	-	-	-	3334
-	-	-	-	-	-	-	-	-	-	-	-	135	1	-	AIR
-	-	-	-	-	-	-	-	(Z)	(Z)	-	-	(Z)	(Z)	-	WATER
-	-	-	-	-	-	(Z)	(Z)	-	-	-	-	-	-	(Z)	P.O.
-	-	-	-	-	-	-	-	-	-	-	-	-	-	(Z)	OT-UK
2 674	1 373	308	208	302	162	1 507	671	147	81	70	67	635	163	(Z)	33341
1 264	1 093	211	167	163	119	528	580	70	49	52	52	185	130	-	RAIL
446	166	66	29	112	38	266	66	48	19	5	5	105	27	-	M.C.
420	153	66	29	78	34	234	63	48	19	5	5	105	27	-	ICC
26	13	-	-	34	4	32	3	-	-	-	-	-	1	(Z)	N-ICC
964	114	32	12	28	5	713	25	30	13	16	9	210	6	-	P.T.
-	-	-	-	-	-	-	-	-	-	(Z)	(Z)	-	-	-	AIR
-	-	-	-	-	-	-	-	(Z)	(Z)	-	-	135	1	-	WATER
-	-	-	-	-	-	(Z)	(Z)	-	-	-	-	(Z)	(Z)	(Z)	P.O.
-	-	-	-	-	-	-	-	-	-	-	-	-	-	(Z)	OT-UK
71	30	(Z)	(Z)	17	3	110	12	7	3	-	-	-	-	-	33342
30	16	-	-	-	-	12	7	2	1	-	-	-	-	-	RAIL
(Z)	(Z)	(Z)	(Z)	17	3	(Z)	(Z)	3	1	-	-	-	-	-	M.C.
(Z)	(Z)	(Z)	(Z)	17	3	(Z)	(Z)	3	1	-	-	-	-	-	ICC
41	14	-	-	-	-	97	4	2	1	-	-	-	-	-	P.T.
265	144	11	13	28	15	29	22	109	20	2	1	162	51	(Z)	3339
103	95	10	12	7	7	13	14	22	13	2	1	24	42	-	RAIL
74	23	1	(Z)	19	8	8	3	23	5	(Z)	1	4	6	-	M.C.
74	23	1	(Z)	19	8	8	3	23	5	(Z)	1	4	6	-	ICC
-	-	-	-	-	-	-	-	(Z)	(Z)	-	-	-	-	-	N-ICC
59	14	(Z)	(Z)	2	1	8	5	2	1	(Z)	(Z)	65	2	-	P.T.
(Z)	(Z)	(Z)	(Z)	(Z)	(Z)	(Z)	(Z)	(Z)	(Z)	(Z)	(Z)	(Z)	(Z)	(Z)	AIR
28	11	-	-	-	-	-	-	62	2	-	-	-	-	-	WATER
(Z)	(Z)	(Z)	(Z)	(Z)	(Z)	-	-	(Z)	(Z)	(Z)	(Z)	(Z)	(Z)	(Z)	P.O.
-	-	-	-	(Z)	(Z)	-	-	-	-	-	-	70	2	(Z)	OT-UK
84	84	10	12	3	5	20	20	80	9	2	1	20	30	-	33391
76	75	10	12	2	4	10	14	15	6	2	1	18	29	-	RAIL
2	3	-	-	1	1	2	1	19	1	(Z)	(Z)	1	(Z)	-	M.C.
2	3	-	-	1	1	2	1	19	1	(Z)	(Z)	1	(Z)	-	ICC
5	6	-	-	-	-	8	5	2	1	(Z)	(Z)	1	(Z)	-	P.T.
-	-	-	-	-	-	-	-	44	1	-	-	-	-	-	WATER
47	6	-	-	9	2	(Z)	(Z)	21	5	-	-	(Z)	(Z)	(Z)	33394
15	2	-	-	-	-	-	-	3	3	-	-	-	-	-	RAIL
19	3	-	-	9	2	(Z)	(Z)	(Z)	(Z)	-	-	(Z)	(Z)	-	M.C.
19	3	-	-	9	2	(Z)	(Z)	(Z)	(Z)	-	-	(Z)	(Z)	-	ICC
13	1	-	-	-	-	-	-	-	-	-	-	-	-	-	P.T.
-	-	-	-	-	-	-	-	-	-	-	-	-	-	-	WATER
-	-	-	-	-	-	-	-	18	1	-	-	-	-	(Z)	OT-UK
19	17	(Z)	(Z)	-	-	-	-	-	-	-	-	10	12	-	33398
7	13	(Z)	(Z)	-	-	-	-	-	-	-	-	5	11	-	RAIL
9	3	-	-	-	-	-	-	-	-	-	-	(Z)	(Z)	-	M.C.
9	3	-	-	-	-	-	-	-	-	-	-	(Z)	(Z)	-	ICC
2	(Z)	-	-	-	-	-	-	-	-	-	-	4	(Z)	-	P.T.
97	34	1	1	15	8	3	1	8	7	(Z)	1	61	6	(Z)	33399
5	5	1	1	5	3	1	1	4	3	-	-	(Z)	1	-	RAIL
32	11	(Z)	(Z)	7	4	1	1	4	4	(Z)	1	2	4	-	M.C.
32	11	(Z)	(Z)	7	4	1	1	4	4	(Z)	1	2	4	-	ICC
-	-	-	-	-	-	-	-	(Z)	(Z)	-	-	-	-	-	N-ICC
31	7	(Z)	(Z)	2	1	-	-	-	-	-	-	59	(Z)	-	P.T.
(Z)	(Z)	(Z)	(Z)	(Z)	(Z)	(Z)	(Z)	(Z)	(Z)	(Z)	(Z)	(Z)	(Z)	(Z)	AIR
28	11	-	-	-	-	-	-	-	-	-	-	-	-	-	WATER
(Z)	(Z)	(Z)	(Z)	(Z)	(Z)	-	-	(Z)	(Z)	(Z)	(Z)	(Z)	(Z)	(Z)	P.O.
-	-	-	-	-	-	-	-	-	-	-	-	-	-	(Z)	OT-UK
4 341	1 309	851	472	1 472	670	834	329	1 059	645	501	522	1 432	1 601	159	335
446	264	239	113	456	221	145	93	136	97	187	188	410	657	-	RAIL
2 883	802	467	269	661	359	408	189	526	407	231	268	625	760	1	M.C.
2 858	787	465	267	635	349	372	176	459	351	196	210	618	756	1	ICC
25	16	2	2	26	9	36	12	67	56	35	57	7	4	-	N-ICC
1 008	240	144	90	346	83	268	47	392	141	73	44	375	156	104	P.T.
1	1	(Z)	(Z)	2	2	1	1	(Z)	(Z)	11	22	1	2	-	AIR
-	-	-	-	6	3	-	-	-	-	-	-	12	7	-	WATER
1	(Z)	(Z)	(Z)	-	-	-	-	-	-	-	-	-	-	-	PIPE
3	1	(Z)	(Z)	1	1	1	(Z)	1	(Z)	(Z)	(Z)	1	1	3	P.O.
-	-	-	-	-	-	-	-	5	(Z)	(Z)	(Z)	9	18	51	OT-UK
475	156	214	114	119	60	107	37	183	97	53	60	179	189	2	3351
11	15	108	48	33	21	-	-	2	1	21	26	22	52	-	RAIL
289	111	94	61	62	32	72	32	83	56	31	33	53	82	-	M.C.
289	111	94	61	62	32	72	32	83	56	31	33	53	82	-	ICC
174	30	12	4	21	7	35	5	88	40	1	1	104	54	1	P.T.
(Z)	(Z)	-	-	(Z)	(Z)	-	-	(Z)	(Z)	-	-	(Z)	1	-	AIR
-	-	-	-	3	(Z)	-	-	-	-	-	-	-	-	-	WATER
(Z)	(Z)	(Z)	(Z)	(Z)	(Z)	(Z)	(Z)	(Z)	(Z)	(Z)	(Z)	(Z)	(Z)	(Z)	P.O.
1	(Z)	(Z)	(Z)	(Z)	(Z)	(Z)	(Z)	10	(Z)	(Z)	(Z)	(Z)	(Z)	1	OT-UK
231	49	154	78	59	29	39	11	60	40	17	23	108	54	-	33511
-	-	103	45	25	15	-	-	-	-	14	20	1	3	-	RAIL
101	34	48	32	22	11	13	8	16	17	3	3	7	4	-	M.C.
101	34	48	32	22	11	13	8	16	17	3	3	7	4	-	ICC
130	15	3	1	12	4	26	3	44	24	-	-	99	46	-	P.T.
(Z)	(Z)	-	-	-	-	-	-	-	-	-	-	-	-	-	AIR
-	-	-	-	-	-	-	-	(Z)	(Z)	-	-	-	-	-	P.O.
1	(Z)	(Z)	(Z)	(Z)	(Z)	-	-	(Z)	(Z)	-	-	(Z)	(Z)	-	OT-UK
127	60	30	22	11	5	13	9	9	9	13	10	33	70	-	33512



TABLE 2. SHIPMENTS BY MANUFACTURING ESTABLISHMENTS--COMMODITIES AND MEANS OF TRANSPORT BY DESTINATION: 1977--CON.

TCC CODE	COMMODITY AND MEANS OF TRANSPORT	ALL SHIPMENTS						TONS (THOUSANDS) AND TON-MILES (MILLIONS) BY DIVISION OF DESTINATION				
		VALUE (MILLION DOLLARS) (A)	TONS (THOUSANDS) (B)	TON-MILES (MILLIONS) (C)	STANDARD ERROR (PERCENT) FOR COLUMNS--			NEW ENGLAND		MIDDLE ATLANTIC		
					(A)	(B)	(C)	TONS	TON-MILES	TONS	TON-MILES	
33512	COPPER, BRASS, AND BRONZE PLATE AND SHEET.											
	RAIL	70	45	79	24	24	22	3	2	8	15	
	MOTOR CARRIER	672	346	191	18	15	21	73	50	99	33	
	MOTOR CARRIER, ICC	672	346	191	18	15	21	73	50	99	33	
	PRIVATE TRUCK	177	95	29	18	17	28	54	11	17	4	
	AIR	1	(Z)	1	72	71	97	(Z)	(Z)	(Z)	(Z)	
	WATER	35	3	(Z)	100	100	100	-	-	1	(Z)	
	PARCEL DELIVERY	1	(Z)	(Z)	40	26	32	(Z)	(Z)	(Z)	(Z)	
	OTHER AND UNKNOWN	3	1	(Z)	43	47	54	-	-	(Z)	(Z)	
33513	COPPER, BRASS, AND BRONZE PIPE AND TUBE.	1 043	492	278	17	16	15	26	10	72	35	
	RAIL	36	21	18	25	25	33	-	-	-	-	
	MOTOR CARRIER	836	374	226	18	14	16	25	9	61	31	
	MOTOR CARRIER, ICC	836	374	226	18	14	16	25	9	61	31	
	PRIVATE TRUCK	148	86	34	42	41	41	1	(Z)	11	5	
	AIR	1	(Z)	(Z)	65	69	99	-	-	(Z)	(Z)	
	WATER	40	32	(Z)	51	48	61	3	3	7	5	
	PARCEL DELIVERY	(Z)	(Z)	(Z)	48	59	76	(Z)	(Z)	(Z)	(Z)	
	OTHER AND UNKNOWN	22	11	(Z)	37	45	77	-	-	-	-	
33519	COPPER, BRASS, AND BRONZE SHAPES, NEC.	93	53	23	28	32	40	5	4	14	8	
	RAIL	(Z)	(Z)	(Z)	100	100	100	-	-	-	-	
	MOTOR CARRIER	52	21	10	30	37	39	2	1	7	3	
	MOTOR CARRIER, ICC	52	21	10	30	37	39	2	1	7	3	
	PRIVATE TRUCK	40	32	13	51	48	61	3	3	7	5	
	AIR	1	(Z)	(Z)	77	88	93	-	-	(Z)	(Z)	
	WATER	(Z)	(Z)	(Z)	48	82	73	-	-	-	-	
	PARCEL DELIVERY	(Z)	(Z)	(Z)	48	82	73	-	-	-	-	
	OTHER AND UNKNOWN	(Z)	(Z)	(Z)	48	82	73	-	-	-	-	
3352	ALUMINUM AND ALUMINUM ALLOY BASIC SHAPES	7 656	5 464	3 035	10	9	11	176	144	824	328	
	RAIL	1 731	1 515	1 261	11	10	14	41	53	102	64	
	MOTOR CARRIER	4 256	2 805	1 455	7	6	5	109	78	564	227	
	MOTOR CARRIER, ICC	4 163	2 763	1 428	7	6	5	108	78	555	226	
	MOTOR CARRIER, NON-ICC	93	41	27	29	19	20	(Z)	(Z)	9	1	
	PRIVATE TRUCK	1 520	1 096	313	28	26	40	26	13	158	37	
	AIR	13	1	2	94	58	64	-	-	(Z)	(Z)	
	WATER	(Z)	(Z)	(Z)	100	100	100	-	-	-	-	
	PARCEL DELIVERY	1	(Z)	(Z)	40	27	36	(Z)	(Z)	(Z)	(Z)	
	OTHER AND UNKNOWN	135	47	3	34	24	76	(Z)	(Z)	(Z)	(Z)	
33521	ALUMINUM PLATE AND SHEET	4 957	3 833	2 224	10	6	5	94	61	522	227	
	RAIL	1 494	1 256	967	10	9	9	14	7	84	54	
	MOTOR CARRIER	2 781	2 107	1 120	9	6	6	68	50	371	160	
	MOTOR CARRIER, ICC	2 750	2 084	1 097	9	7	6	68	50	371	160	
	MOTOR CARRIER, NON-ICC	31	23	23	26	26	27	-	-	-	-	
	PRIVATE TRUCK	654	465	136	30	20	10	13	4	67	12	
	AIR	11	(Z)	(Z)	98	69	74	-	-	-	-	
	WATER	(Z)	(Z)	(Z)	100	100	100	(Z)	(Z)	(Z)	(Z)	
	PARCEL DELIVERY	18	5	1	36	51	69	-	-	-	-	
	OTHER AND UNKNOWN	18	5	1	36	51	69	-	-	-	-	
33523	ALUMINUM ROOS AND BARS	835	639	421	13	14	28	49	59	80	31	
	RAIL	206	232	284	27	29	48	27	46	3	5	
	MOTOR CARRIER	393	234	102	13	13	14	20	11	75	24	
	MOTOR CARRIER, ICC	392	233	100	13	13	15	20	10	75	24	
	MOTOR CARRIER, NON-ICC	1	1	1	26	26	27	(Z)	(Z)	-	-	
	PRIVATE TRUCK	165	144	35	34	29	46	2	3	2	2	
	AIR	(Z)	(Z)	(Z)	100	100	100	-	-	-	-	
	WATER	(Z)	(Z)	(Z)	40	43	52	(Z)	(Z)	(Z)	(Z)	
	PARCEL DELIVERY	(Z)	(Z)	(Z)	40	43	52	(Z)	(Z)	(Z)	(Z)	
	OTHER AND UNKNOWN	70	29	(Z)	15	15	93	-	-	-	-	
33529	ALUMINUM BASIC SHAPES, NEC	1 318	732	259	16	17	23	22	21	154	45	
	RAIL	12	14	4	100	100	99	-	-	14	4	
	MOTOR CARRIER	699	287	136	25	25	21	12	16	57	19	
	MOTOR CARRIER, ICC	663	276	134	25	25	21	11	16	53	18	
	MOTOR CARRIER, NON-ICC	36	11	2	53	45	56	(Z)	(Z)	4	1	
	PRIVATE TRUCK	600	428	116	21	22	33	10	5	82	22	
	AIR	2	1	2	53	57	71	-	-	(Z)	(Z)	
	WATER	(Z)	(Z)	(Z)	72	72	70	(Z)	(Z)	(Z)	(Z)	
	PARCEL DELIVERY	(Z)	(Z)	(Z)	72	72	70	(Z)	(Z)	(Z)	(Z)	
	OTHER AND UNKNOWN	3	1	1	49	52	73	(Z)	(Z)	(Z)	(Z)	
3356	MISCELLANEOUS NONFERROUS METAL BASIC SHAPES.	3 276	1 814	516	18	63	33	28	12	179	69	
	RAIL	103	108	110	58	71	82	-	-	33	38	
	MOTOR CARRIER	1 745	1 468	319	23	76	40	25	11	80	20	
	MOTOR CARRIER, ICC	1 745	1 468	319	23	76	40	25	11	80	20	
	MOTOR CARRIER, NON-ICC	(Z)	(Z)	(Z)	-	-	-	-	-	-	-	
	PRIVATE TRUCK	867	218	60	28	27	45	3	(Z)	64	11	
	AIR	219	12	24	46	35	44	(Z)	(Z)	(Z)	(Z)	
	WATER	1	(Z)	(Z)	-	-	-	-	-	-	-	
	PARCEL DELIVERY	79	3	2	55	59	62	1	(Z)	1	(Z)	
	OTHER AND UNKNOWN	261	5	(Z)	77	15	89	(Z)	(Z)	(Z)	(Z)	
33563	NICKEL AND NICKEL BASE ALLOY BASIC SHAPES.	1 219	1 187	178	35	91	63	18	8	38	11	
	RAIL	865	1 145	148	43	93	67	14	8	12	4	
	MOTOR CARRIER	865	1 145	148	43	93	67	14	8	12	4	
	MOTOR CARRIER, ICC	158	29	7	38	34	42	3	(Z)	25	7	
	PRIVATE TRUCK	158	11	23	94	61	84	(Z)	(Z)	(Z)	(Z)	
	AIR	28	2	(Z)	58	43	29	1	(Z)	1	(Z)	
	WATER	(Z)	(Z)	(Z)	5	6	100	-	-	(Z)	(Z)	
	PARCEL DELIVERY	(Z)	(Z)	(Z)	5	6	100	-	-	(Z)	(Z)	
	OTHER AND UNKNOWN	(Z)	(Z)	(Z)	5	6	100	-	-	(Z)	(Z)	
33564	ZINC AND ZINC BASE ALLOY BASIC SHAPES.	120	123	44	58	46	50	2	(Z)	44	4	
	RAIL	25	36	16	32	31	33	-	-	-	-	
	MOTOR CARRIER	55	42	15	90	87	86	2	(Z)	17	1	
	MOTOR CARRIER, ICC	55	42	15	90	87	86	2	(Z)	17	1	
	PRIVATE TRUCK	40	44	13	70	70	86	-	-	27	2	
	AIR	(Z)	(Z)	(Z)	100	100	100	-	-	-	-	
	WATER	(Z)	(Z)	(Z)	78	99	84	-	-	(Z)	(Z)	
	PARCEL DELIVERY	(Z)	(Z)	(Z)	78	99	84	-	-	(Z)	(Z)	
33565	TITANIUM BASIC SHAPES.	416	70	56	13	15	13	2	1	17	5	
	RAIL	28	7	12	25	21	21	-	-	(Z)	(Z)	

TONS (THOUSANDS) AND TON-MILES (MILLIONS) BY DIVISION OF DESTINATION--CON.

EAST NORTH CENTRAL		WEST NORTH CENTRAL		SOUTH ATLANTIC		EAST SOUTH CENTRAL		WEST SOUTH CENTRAL		MOUNTAIN		PACIFIC		DESTINATION UNKNOWN	TCC CODE AND MOT
TONS	TON-MILES	TONS	TON-MILES	TONS	TON-MILES	TONS	TON-MILES	TONS	TON-MILES	TONS	TON-MILES	TONS	TON-MILES	TONS	
11	15	1	1	-	-	-	-	-	-	4	3	18	43	-	33512
100	42	26	19	8	5	13	8	9	9	9	7	10	19	-	RAIL
100	42	26	19	8	5	13	8	9	9	9	7	10	19	-	M.C.
15	4	4	2	1	(Z)	(Z)	(Z)	(Z)	(Z)	-	-	(Z)	4	-	ICC
(Z)	(Z)	-	-	-	-	-	-	-	-	-	-	-	-	-	P.T.
(Z)	(Z)	(Z)	(Z)	(Z)	(Z)	-	-	(Z)	(Z)	(Z)	(Z)	(Z)	(Z)	-	AIR
1	(Z)	-	-	-	-	-	-	-	-	(Z)	(Z)	(Z)	(Z)	-	WATER
														-	P.O.
														-	OT-UK
106	43	26	12	48	25	55	18	95	43	23	27	38	65	2	33513
-	-	5	3	8	6	-	-	2	1	3	3	2	5	-	RAIL
81	33	17	8	32	16	47	16	57	30	19	23	36	59	-	M.C.
81	33	17	8	32	16	47	16	57	30	19	23	36	59	-	ICC
25	10	5	1	8	3	8	2	26	12	1	1	(Z)	(Z)	1	P.T.
(Z)	(Z)	-	-	(Z)	(Z)	-	-	-	-	-	-	(Z)	(Z)	-	AIR
(Z)	(Z)	-	-	-	-	(Z)	(Z)	(Z)	(Z)	-	-	-	-	-	P.D.
(Z)	(Z)	-	-	-	-	(Z)	(Z)	10	(Z)	-	-	(Z)	(Z)	1	OT-UK
11	4	3	2	(Z)	(Z)	(Z)	(Z)	19	5	(Z)	(Z)	-	-	-	33519
(Z)	(Z)	-	-	-	-	-	-	-	-	-	-	-	-	-	RAIL
7	2	3	2	(Z)	(Z)	(Z)	(Z)	1	1	(Z)	(Z)	-	-	-	M.C.
7	2	3	2	(Z)	(Z)	(Z)	(Z)	1	1	(Z)	(Z)	-	-	-	ICC
4	1	-	-	-	-	-	-	18	4	-	-	-	-	-	P.T.
(Z)	(Z)	-	-	-	-	-	-	(Z)	(Z)	-	-	-	-	-	AIR
(Z)	(Z)	-	-	-	-	-	-	-	-	-	-	-	-	-	P.O.
1 643	578	373	185	747	380	371	164	346	231	235	236	706	787	42	3352
306	160	110	48	302	172	114	80	84	60	141	145	315	480	-	RAIL
974	338	204	103	302	169	183	64	180	130	72	81	219	265	-	M.C.
967	334	202	101	293	164	183	64	175	126	68	76	212	261	-	ICC
7	4	2	2	9	6	-	-	5	5	3	6	7	4	-	N-ICC
362	79	59	35	143	38	73	20	82	41	23	10	169	40	(Z)	P.T.
(Z)	(Z)	(Z)	(Z)	1	1	(Z)	(Z)	(Z)	(Z)	(Z)	(Z)	(Z)	(Z)	-	AIR
(Z)	(Z)	-	-	(Z)	(Z)	-	-	-	-	-	-	-	-	-	WATER
(Z)	(Z)	(Z)	(Z)	(Z)	(Z)	(Z)	(Z)	(Z)	(Z)	(Z)	(Z)	(Z)	(Z)	-	P.O.
2	(Z)	-	-	(Z)	(Z)	(Z)	(Z)	(Z)	(Z)	-	-	2	3	42	OT-UK
1 272	451	277	128	542	287	207	74	241	178	204	217	471	602	3	33521
267	133	103	44	284	156	81	33	70	51	141	145	213	344	-	RAIL
792	270	159	76	242	124	100	32	144	105	57	66	174	236	-	M.C.
787	267	157	74	234	120	100	32	141	101	54	60	172	232	-	ICC
5	3	2	2	8	5	-	-	3	4	3	6	2	4	-	N-ICC
212	48	15	8	16	6	26	9	27	22	6	6	83	22	-	P.T.
(Z)	(Z)	-	-	-	-	-	-	-	-	(Z)	(Z)	-	-	-	AIR
-	-	-	-	-	-	-	-	-	-	(Z)	(Z)	(Z)	(Z)	-	P.O.
1	(Z)	-	-	-	-	-	-	-	-	-	-	1	(Z)	3	OT-UK
127	54	29	15	55	28	101	67	29	20	4	3	135	143	29	33523
39	28	8	3	8	11	33	47	13	9	-	-	102	136	-	RAIL
58	22	7	3	13	8	46	17	10	9	2	3	4	6	-	M.C.
57	22	7	3	12	7	46	17	10	9	2	3	4	6	-	ICC
(Z)	(Z)	(Z)	(Z)	1	1	-	-	-	-	-	-	(Z)	(Z)	-	N-ICC
31	5	15	9	35	9	22	3	7	2	2	(Z)	28	2	(Z)	P.T.
-	-	-	-	(Z)	(Z)	-	-	-	-	-	-	-	-	-	AIR
(Z)	(Z)	(Z)	(Z)	-	-	(Z)	(Z)	(Z)	(Z)	-	-	(Z)	(Z)	-	P.O.
(Z)	(Z)	-	-	-	-	-	-	-	-	-	-	-	-	-	OT-UK
203	57	54	34	110	39	50	18	50	17	15	14	73	13	-	33529
(Z)	(Z)	-	-	-	-	-	-	-	-	-	-	-	-	-	RAIL
88	32	25	16	25	18	28	11	12	7	10	10	30	8	-	M.C.
86	31	25	16	25	18	28	11	12	7	10	10	25	8	-	ICC
2	1	-	-	-	-	-	-	-	-	-	-	5	(Z)	-	N-ICC
114	25	29	18	85	20	23	7	38	10	5	4	42	4	-	P.T.
(Z)	(Z)	(Z)	(Z)	1	1	(Z)	(Z)	(Z)	(Z)	-	-	(Z)	(Z)	-	AIR
(Z)	(Z)	(Z)	(Z)	(Z)	(Z)	(Z)	(Z)	(Z)	(Z)	-	-	(Z)	(Z)	-	P.D.
1	(Z)	-	-	(Z)	(Z)	(Z)	(Z)	(Z)	(Z)	-	-	(Z)	(Z)	-	OT-UK
1 401	265	15	12	23	9	32	20	41	16	17	30	71	82	5	3356
39	27	-	-	-	-	-	-	3	(Z)	-	-	32	45	-	RAIL
1 264	208	3	2	20	9	32	20	16	13	4	6	25	30	1	M.C.
1 264	208	3	2	20	9	32	20	16	13	4	6	25	30	1	ICC
97	30	12	10	3	(Z)	-	-	21	2	3	1	14	6	-	N-ICC
(Z)	(Z)	(Z)	(Z)	(Z)	(Z)	(Z)	(Z)	(Z)	(Z)	11	23	(Z)	(Z)	-	P.T.
(Z)	(Z)	(Z)	(Z)	(Z)	(Z)	(Z)	(Z)	(Z)	(Z)	-	-	(Z)	(Z)	-	AIR
(Z)	(Z)	(Z)	(Z)	(Z)	(Z)	(Z)	(Z)	(Z)	(Z)	(Z)	(Z)	(Z)	(Z)	-	WATER
(Z)	(Z)	(Z)	(Z)	(Z)	(Z)	(Z)	(Z)	(Z)	(Z)	(Z)	(Z)	(Z)	(Z)	-	P.O.
(Z)	(Z)	(Z)	(Z)	(Z)	(Z)	(Z)	(Z)	(Z)	(Z)	(Z)	(Z)	(Z)	(Z)	4	OT-UK
1 098	110	(Z)	(Z)	4	1	1	(Z)	8	6	11	23	9	19	(Z)	33563
1 097	110	(Z)	(Z)	4	1	1	(Z)	8	6	(Z)	(Z)	9	19	-	M.C.
1 097	110	(Z)	(Z)	4	1	1	(Z)	8	6	(Z)	(Z)	9	19	-	ICC
1	(Z)	-	-	-	-	-	-	(Z)	(Z)	-	-	(Z)	(Z)	-	P.T.
(Z)	(Z)	-	-	(Z)	(Z)	-	-	-	-	11	23	(Z)	(Z)	-	AIR
(Z)	(Z)	-	-	(Z)	(Z)	(Z)	(Z)	(Z)	(Z)	-	-	(Z)	(Z)	-	P.O.
-	-	-	-	-	-	-	-	-	-	-	-	-	-	(Z)	OT-UK
42	20	12	10	15	6	-	-	8	4	(Z)	(Z)	(Z)	(Z)	-	33564
33	16	-	-	-	-	-	-	3	(Z)	-	-	-	-	-	RAIL
6	4	-	-	12	5	-	-	5	4	-	-	(Z)	(Z)	-	M.C.
6	4	-	-	12	5	-	-	5	4	-	-	(Z)	(Z)	-	ICC
3	1	12	10	3	(Z)	-	-	-	-	(Z)	(Z)	-	-	-	P.T.
(Z)	(Z)	(Z)	(Z)	-	-	-	-	-	-	-	-	-	-	-	AIR
-	-	-	-	-	-	-	-	-	-	-	-	-	-	-	P.O.
33	30	2	1	(Z)	(Z)	(Z)	(Z)	3	3	3	6	5	10	4	33565
6	12	-	-	-	-	-	-	(Z)	(Z)	-	-	(Z)	(Z)	-	RAIL

TABLE 2. SHIPMENTS BY MANUFACTURING ESTABLISHMENTS--COMMODITIES AND MEANS OF TRANSPORT BY DESTINATION: 1977--CON.

TCC CODE	COMMODITY AND MEANS OF TRANSPORT	ALL SHIPMENTS						TONS (THOUSANDS) AND TON-MILES (MILLIONS) BY DIVISION OF DESTINATION					
		VALUE (MILLION DOLLARS) (A)	TONS (THOU- SANDS) (B)	TON- MILES (MIL- LIONS) (C)	STANDARD ERROR (PERCENT) FOR COLUMNS--			NEW ENGLAND		MIDDLE ATLANTIC			
					(A)	(B)	(C)	TONS	TON- MILES	TONS	TON- MILES		
33565	TITANIUM BASIC SHAPES.												
	MOTOR CARRIER.	241	42	37	15	14	17	2	1	16	4		
	MOTOR CARRIER, ICC	241	42	37	15	14	17	2	1	16	4		
	PRIVATE TRUCK.	56	17	7	37	47	44	-	-	1	(Z)		
	AIR.	(Z)	(Z)	(Z)	63	74	82	-	-	-	-		
	PARCEL DELIVERY.	1	(Z)	(Z)	99	96	98	(Z)	(Z)	(Z)	(Z)		
	OTHER AND UNKNOWN.	89	4	-	-	-	-	-	-	-	-		
33569	NONFERROUS METAL BASIC SHAPES, NEC	1 039	160	83	23	74	78	1	1	13	3		
	MOTOR CARRIER.	366	124	66	24	75	77	1	1	8	2		
	MOTOR CARRIER, ICC	366	124	66	24	75	77	1	1	8	2		
	PRIVATE TRUCK.	415	35	16	30	75	92	(Z)	(Z)	4	1		
	AIR.	53	(Z)	(Z)	47	37	43	(Z)	(Z)	(Z)	(Z)		
	PARCEL DELIVERY.	37	1	1	67	85	85	(Z)	(Z)	(Z)	(Z)		
	OTHER AND UNKNOWN.	169	1	(Z)	96	74	99	(Z)	(Z)	(Z)	(Z)		
3357	NONFERROUS METAL AND INSULATED WIRE.	7 907	4 062	2 260	10	16	12	288	119	600	273		
	RAIL.	519	464	260	13	29	14	-	-	42	18		
	MOTOR CARRIER.	4 901	2 398	1 578	10	16	16	176	84	434	185		
	MOTOR CARRIER, ICC	4 470	2 098	1 375	11	18	17	176	84	415	185		
	MOTOR CARRIER, NON=ICC	431	300	203	72	80	78	-	-	19	(Z)		
	PRIVATE TRUCK.	2 247	1 153	386	23	25	22	109	35	121	67		
	AIR.	81	6	7	30	28	29	(Z)	(Z)	2	3		
	WATER.	38	16	11	86	58	57	-	-	-	-		
	PIPELINE.	-	-	-	100	100	100	-	-	-	-		
	PARCEL DELIVERY.	62	6	1	45	28	38	(Z)	(Z)	(Z)	(Z)		
	OTHER AND UNKNOWN.	57	18	17	50	73	88	2	(Z)	(Z)	(Z)		
33571	ALUMINUM WIRE, CABLE AND STRAND, BARE.	397	344	175	31	34	35	4	3	9	2		
	RAIL.	28	20	15	48	47	32	-	-	(Z)	(Z)		
	MOTOR CARRIER.	296	270	139	47	48	50	4	3	9	2		
	MOTOR CARRIER, ICC	141	131	60	38	46	40	4	3	9	2		
	MOTOR CARRIER, NON=ICC	155	139	79	100	100	100	-	-	-	-		
	PRIVATE TRUCK.	73	54	21	58	43	30	(Z)	(Z)	-	-		
	AIR.	(Z)	(Z)	(Z)	80	96	91	-	-	(Z)	(Z)		
	PARCEL DELIVERY.	(Z)	(Z)	(Z)	100	100	100	(Z)	(Z)	-	-		
	OTHER AND UNKNOWN.	(Z)	(Z)	(Z)	100	100	100	(Z)	(Z)	-	-		
33572	COPPER WIRE, STRAND AND CABLE, BARE.	945	348	195	18	32	34	67	19	77	19		
	RAIL.	2	1	1	97	97	95	-	-	-	-		
	MOTOR CARRIER.	475	172	158	18	25	40	18	9	26	10		
	MOTOR CARRIER, ICC	473	171	158	18	25	40	18	9	26	10		
	MOTOR CARRIER, NON=ICC	2	1	(Z)	100	100	100	-	-	1	(Z)		
	PRIVATE TRUCK.	452	168	35	27	33	27	50	10	50	9		
	AIR.	11	1	1	75	85	98	-	-	(Z)	(Z)		
	WATER.	2	(Z)	(Z)	56	34	56	(Z)	(Z)	(Z)	(Z)		
	PARCEL DELIVERY.	2	(Z)	(Z)	56	34	56	(Z)	(Z)	(Z)	(Z)		
	OTHER AND UNKNOWN.	3	7	(Z)	73	99	79	-	-	(Z)	(Z)		
33573	NONFERROUS METAL WIRE, BARE, EXC. COPPER AND ALUMINUM.	709	65	32	39	46	42	9	11	10	4		
	MOTOR CARRIER.	560	48	20	43	53	51	4	1	9	4		
	MOTOR CARRIER, ICC	560	48	20	43	53	51	4	1	9	4		
	PRIVATE TRUCK.	125	16	12	57	54	80	4	10	1	(Z)		
	AIR.	12	(Z)	(Z)	56	76	47	(Z)	(Z)	(Z)	(Z)		
	PARCEL DELIVERY.	12	1	(Z)	44	46	50	(Z)	(Z)	(Z)	(Z)		
	OTHER AND UNKNOWN.	(Z)	(Z)	-	-	-	-	-	-	-	-		
33574	WIRE AND CABLE, INSULATED, ALL TYPES	5 856	3 305	1 859	12	16	12	208	86	504	249		
	RAIL.	489	443	244	13	31	15	-	-	42	18		
	MOTOR CARRIER.	3 570	1 908	1 261	12	17	16	151	72	390	170		
	MOTOR CARRIER, ICC	3 296	1 747	1 137	14	19	18	151	72	371	169		
	MOTOR CARRIER, NON=ICC	274	161	123	59	65	70	-	-	18	(Z)		
	PRIVATE TRUCK.	1 598	916	319	25	26	28	55	14	70	58		
	AIR.	59	5	6	36	31	32	-	-	2	3		
	WATER.	38	16	11	56	55	57	-	-	-	-		
	PIPELINE.	-	-	-	100	100	100	-	-	-	-		
	PARCEL DELIVERY.	47	5	1	55	31	48	(Z)	(Z)	(Z)	(Z)		
	OTHER AND UNKNOWN.	53	11	17	61	56	89	2	(Z)	-	-		
336	NONFERROUS METAL CASTINGS.	4 214	1 575	472	6	7	11	65	27	171	46		
	RAIL.	274	153	63	9	9	10	-	-	8	2		
	MOTOR CARRIER.	2 419	747	258	10	10	9	36	16	100	29		
	MOTOR CARRIER, ICC	2 333	715	254	10	10	10	34	16	93	29		
	MOTOR CARRIER, NON=ICC	85	31	4	36	45	60	1	(Z)	7	(Z)		
	PRIVATE TRUCK.	1 197	643	136	13	17	33	29	10	58	13		
	AIR.	45	10	10	29	47	56	(Z)	(Z)	(Z)	(Z)		
	WATER.	8	3	1	76	99	99	-	-	3	1		
	PARCEL DELIVERY.	126	9	3	20	22	29	(Z)	(Z)	1	(Z)		
	OTHER AND UNKNOWN.	146	11	(Z)	21	50	50	(Z)	(Z)	(Z)	(Z)		
33612	ALUMINUM AND ALUMINUM BASE ALLOY CASTINGS *	2 342	1 011	240	8	10	9	32	18	82	25		
	RAIL.	279	156	64	9	9	9	-	-	9	2		
	MOTOR CARRIER.	1 196	401	129	13	13	16	10	10	43	15		
	MOTOR CARRIER, ICC	1 144	380	125	14	14	16	8	10	42	15		
	MOTOR CARRIER, NON=ICC	52	21	4	36	46	70	2	(Z)	1	(Z)		
	PRIVATE TRUCK.	776	443	42	16	25	24	23	7	29	8		
	AIR.	23	5	4	41	56	71	(Z)	(Z)	1	(Z)		
	WATER.	-	-	-	100	100	100	-	-	-	-		
	PIPELINE.	-	-	-	100	100	100	-	-	-	-		
	PARCEL DELIVERY.	50	5	2	29	32	42	(Z)	(Z)	(Z)	(Z)		
	OTHER AND UNKNOWN.	19	1	(Z)	36	36	71	(Z)	(Z)	(Z)	(Z)		
33621	COPPER, BRASS, AND BRONZE CASTINGS *	784	176	84	11	13	23	15	4	34	9		
	MOTOR CARRIER.	475	105	60	13	16	21	14	4	21	8		
	MOTOR CARRIER, ICC	469	104	60	13	16	21	14	4	21	8		
	MOTOR CARRIER, NON=ICC	7	1	(Z)	59	74	77	-	-	(Z)	(Z)		
	PRIVATE TRUCK.	242	65	21	24	26	84	1	(Z)	10	(Z)		
	AIR.	6	(Z)	(Z)	44	41	52	(Z)	(Z)	(Z)	(Z)		
	WATER.	8	3	1	95	100	100	-	-	3	1		
	PARCEL DELIVERY.	24	2	1	36	26	30	(Z)	(Z)	(Z)	(Z)		





TABLE 2. SHIPMENTS BY MANUFACTURING ESTABLISHMENTS--COMMODITIES AND MEANS OF TRANSPORT BY DESTINATION: 1977--CON.

TCC CODE	COMMODITY AND MEANS OF TRANSPORT	VALUE (MILLION DOLLARS) (A)	TONS (THOU- SANDS) (B)	TON- MILES (MIL- LIONS) (C)	STANDARD ERROR (PERCENT) FOR COLUMNS--			TONS (THOUSANDS) AND TON-MILES (MILLIONS) BY DIVISION OF DESTINATION			
					(A)	(B)	(C)	NEW ENGLAND		MIDDLE ATLANTIC	
								TONS	TON- MILES	TONS	TON- MILES
33621	COPPER, BRASS, AND BRONZE CASTINGS *	30	(Z)	(Z)	42	51	100	-	-	-	-
3369	MISCELLANEOUS NONFERROUS METAL CASTINGS.	984	400	136	15	15	30	19	6	61	13
	RAIL . . . . .	2	1	(Z)	44	45	54	-	-	-	-
	MOTOR CARRIER, . . . . .	561	201	55	20	19	20	9	2	37	8
	MOTOR CARRIER, ICC . . . . .	540	191	55	20	18	19	9	2	31	7
	MOTOR CARRIER, NON-ICC . . . . .	20	10	1	62	68	69	-	-	6	(Z)
	PRIVATE TRUCK, . . . . .	297	186	78	24	24	57	10	4	24	5
	AIR, . . . . .	8	1	1	31	33	60	(Z)	(Z)	(Z)	(Z)
	PARCEL DELIVERY, . . . . .	19	2	1	45	53	60	(Z)	(Z)	(Z)	(Z)
	OTHER AND UNKNOWN, . . . . .	97	10	(Z)	28	57	73	(Z)	(Z)	(Z)	(Z)
33691	MAGNESIUM CASTINGS . . . . .	89	9	7	31	22	32	(Z)	(Z)	2	2
	MOTOR CARRIER, . . . . .	59	5	5	33	35	42	(Z)	(Z)	2	2
	MOTOR CARRIER, ICC . . . . .	59	5	5	33	35	42	(Z)	(Z)	2	2
	MOTOR CARRIER, NON-ICC . . . . .	(Z)	(Z)	(Z)	100	100	100	-	-	-	-
	PRIVATE TRUCK, . . . . .	22	4	2	38	30	54	-	-	(Z)	(Z)
	AIR, . . . . .	3	(Z)	(Z)	40	40	33	(Z)	(Z)	-	-
	PARCEL DELIVERY, . . . . .	1	(Z)	(Z)	58	58	57	(Z)	(Z)	-	-
	OTHER AND UNKNOWN, . . . . .	4	(Z)	-	36	36	-	-	-	-	-
33692	ZINC AND ZINC BASE ALLOY CASTINGS.	751	316	71	17	18	21	18	6	53	10
	RAIL . . . . .	2	1	(Z)	44	45	54	-	-	-	-
	MOTOR CARRIER, . . . . .	470	187	47	21	19	20	8	2	35	5
	MOTOR CARRIER, ICC . . . . .	452	178	46	21	18	20	8	2	29	5
	MOTOR CARRIER, NON-ICC . . . . .	19	9	1	63	68	70	-	-	6	(Z)
	PRIVATE TRUCK, . . . . .	233	124	22	28	28	43	10	4	18	5
	AIR, . . . . .	5	1	1	33	35	62	(Z)	(Z)	(Z)	(Z)
	PARCEL DELIVERY, . . . . .	4	1	(Z)	41	68	72	(Z)	(Z)	(Z)	(Z)
	OTHER AND UNKNOWN, . . . . .	37	2	(Z)	23	47	4	(Z)	(Z)	-	-
33693	LEAD AND LEAD BASE ALLOY CASTINGS.	23	8	4	52	44	48	(Z)	(Z)	1	(Z)
	MOTOR CARRIER, . . . . .	12	5	3	57	50	51	-	-	(Z)	(Z)
	MOTOR CARRIER, ICC . . . . .	12	5	3	57	50	51	-	-	(Z)	(Z)
	PRIVATE TRUCK, . . . . .	6	3	(Z)	100	100	100	-	-	-	-
	PARCEL DELIVERY, . . . . .	5	1	1	97	97	98	(Z)	(Z)	(Z)	(Z)
	OTHER AND UNKNOWN, . . . . .	(Z)	(Z)	-	98	98	-	-	-	-	-
33699	NONFERROUS METAL CASTINGS, NEC . . . . .	120	66	54	31	42	88	(Z)	(Z)	6	1
	MOTOR CARRIER, . . . . .	19	4	(Z)	41	40	39	(Z)	(Z)	(Z)	(Z)
	MOTOR CARRIER, ICC . . . . .	18	3	(Z)	43	48	40	(Z)	(Z)	(Z)	(Z)
	MOTOR CARRIER, NON-ICC . . . . .	1	(Z)	(Z)	70	79	70	-	-	(Z)	(Z)
	PRIVATE TRUCK, . . . . .	36	55	53	51	49	89	-	-	5	1
	PARCEL DELIVERY, . . . . .	10	(Z)	(Z)	70	69	84	(Z)	(Z)	(Z)	(Z)
	OTHER AND UNKNOWN, . . . . .	56	7	(Z)	69	93	86	-	-	(Z)	(Z)
339	MISCELLANEOUS PRIMARY METAL PRODUCTS	6 536	5 466	1 430	11	12	17	133	129	658	201
	RAIL . . . . .	512	664	328	16	19	38	31	17	82	35
	MOTOR CARRIER, . . . . .	4 148	2 655	961	13	12	17	100	111	349	147
	MOTOR CARRIER, ICC . . . . .	4 058	2 589	950	13	12	18	100	111	349	147
	MOTOR CARRIER, NON-ICC . . . . .	90	67	11	40	44	27	(Z)	(Z)	1	1
	PRIVATE TRUCK, . . . . .	1 071	1 926	129	17	21	26	(Z)	(Z)	119	17
	AIR, . . . . .	22	3	2	38	39	39	(Z)	(Z)	1	1
	WATER, . . . . .	9	5	(Z)	37	41	97	-	-	4	(Z)
	PARCEL DELIVERY, . . . . .	79	3	1	36	48	33	(Z)	(Z)	1	(Z)
	OTHER AND UNKNOWN, . . . . .	695	210	9	19	49	50	(Z)	(Z)	101	1
33911	IRON AND STEEL FORGINGS *	3 749	2 961	848	16	14	23	43	23	323	127
	RAIL . . . . .	370	545	255	19	19	26	-	-	47	21
	MOTOR CARRIER, . . . . .	2 554	1 954	556	18	15	26	43	23	226	102
	MOTOR CARRIER, ICC . . . . .	2 501	1 905	552	18	16	26	43	23	226	102
	MOTOR CARRIER, NON-ICC . . . . .	53	48	4	55	55	51	-	-	-	-
	PRIVATE TRUCK, . . . . .	511	376	35	28	24	37	(Z)	(Z)	49	4
	AIR, . . . . .	5	1	1	35	38	42	-	-	(Z)	(Z)
	WATER, . . . . .	-	-	-	100	100	100	-	-	-	-
	PARCEL DELIVERY, . . . . .	7	1	1	44	62	52	(Z)	(Z)	(Z)	(Z)
	OTHER AND UNKNOWN, . . . . .	303	84	(Z)	6	6	100	-	-	-	-
33921	NONFERROUS METAL FORGINGS *	784	259	68	23	52	26	7	9	16	5
	RAIL . . . . .	1	7	(Z)	100	100	100	-	-	-	-
	MOTOR CARRIER, . . . . .	550	95	56	27	36	31	6	9	14	5
	MOTOR CARRIER, ICC . . . . .	546	93	56	27	36	31	6	9	14	5
	MOTOR CARRIER, NON-ICC . . . . .	4	2	(Z)	49	50	54	(Z)	(Z)	(Z)	(Z)
	PRIVATE TRUCK, . . . . .	73	134	2	40	91	37	1	(Z)	2	(Z)
	AIR, . . . . .	4	(Z)	(Z)	62	77	23	(Z)	(Z)	(Z)	(Z)
	PARCEL DELIVERY, . . . . .	1	(Z)	(Z)	94	98	99	(Z)	(Z)	(Z)	(Z)
	OTHER AND UNKNOWN, . . . . .	154	23	9	26	35	54	-	-	(Z)	(Z)
3399	PRIMARY METAL PRODUCTS, NEC . . . . .	1 739	1 844	471	10	20	30	47	84	283	41
	RAIL . . . . .	69	88	85	22	47	64	11	12	8	4
	MOTOR CARRIER, . . . . .	884	514	297	15	19	25	36	72	92	23
	MOTOR CARRIER, ICC . . . . .	859	503	291	16	20	26	36	72	92	23
	MOTOR CARRIER, NON-ICC . . . . .	26	11	6	47	32	26	(Z)	(Z)	1	1
	PRIVATE TRUCK, . . . . .	440	1 120	86	25	29	38	(Z)	(Z)	67	12
	AIR, . . . . .	12	2	1	48	54	50	(Z)	(Z)	1	1
	WATER, . . . . .	10	5	(Z)	32	18	29	-	-	5	(Z)
	PARCEL DELIVERY, . . . . .	68	2	(Z)	40	42	21	(Z)	(Z)	(Z)	(Z)
	OTHER AND UNKNOWN, . . . . .	256	113	1	45	96	98	(Z)	(Z)	110	1
33991	METAL POWDER, FLAKES, AND PASTE.	817	576	273	19	30	46	4	3	113	30
	RAIL . . . . .	25	42	45	41	64	79	-	-	1	1
	MOTOR CARRIER, . . . . .	551	327	176	22	21	22	4	2	66	17
	MOTOR CARRIER, ICC . . . . .	528	317	169	23	22	23	4	2	65	17
	MOTOR CARRIER, NON-ICC . . . . .	23	10	6	50	34	26	(Z)	(Z)	1	1
	PRIVATE TRUCK, . . . . .	182	203	52	48	47	52	(Z)	(Z)	44	11
	AIR, . . . . .	6	1	1	81	69	67	(Z)	(Z)	1	1





TABLE 2. SHIPMENTS BY MANUFACTURING ESTABLISHMENTS--COMMOOITIES AND MEANS OF TRANSPORT BY DESTINATION: 1977--CON.

TCC CODE	COMMOOITY AND MEANS OF TRANSPORT	ALL SHIPMENTS						TONS (THOUSANOS) AND TON-MILES (MILLIONS) BY DIVISION OF DESTINATION					
		VALUE (MILLION DOLLARS) (A)	TONS (THOU- SANOS) (B)	TON- MILES (MIL- LIONS) (C)	STANDARO ERROR (PERCENT) FOR COLUMNS--			NEW ENGLANO		MIOOLE ATLANTIC			
					(A)	(B)	(C)	TONS	TON- MILES	TONS	TON- MILES		
33991	METAL POWDER, FLAKES, AND PASTE.												
	WATER.	3	1	(Z)	73	85	85	-	-	-	-	-	-
	PARCEL DELIVERY.	6	(Z)	(Z)	36	26	30	(Z)	(Z)	(Z)	(Z)	(Z)	(Z)
	OTHER AND UNKNOWN.	43	1	(Z)	26	21	73	(Z)	(Z)	(Z)	(Z)	(Z)	(Z)
33999	PRIMARY METAL PRODUCTS, NEC.	908	1 263	195	19	34	36	43	81	169	10		
	RAIL.	44	45	41	14	17	23	11	12	7	3		
	MOTOR CARRIER.	324	184	119	25	47	57	32	70	26	5		
	MOTOR CARRIER, ICC.	322	183	119	25	47	57	32	70	26	5		
	MOTOR CARRIER, NON-ICC.	2	(Z)	(Z)	49	61	73	-	-	(Z)	(Z)		
	PRIVATE TRUCK.	255	916	33	30	40	60	(Z)	(Z)	(Z)	(Z)		
	AIR.	6	1	(Z)	58	83	74	(Z)	(Z)	(Z)	(Z)		
	WATER.	6	5	(Z)	10	11	12	-	-	5	(Z)		
	PARCEL DELIVERY.	61	1	(Z)	46	53	32	(Z)	(Z)	(Z)	(Z)		
	OTHER AND UNKNOWN.	212	112	1	60	98	100	-	-	110	1		
34	FABRICATED METAL PRODUCTS EXC. ORNANCE, MACH., TRANS.	82 578	60 922	19 323	5	8	7	1 501	591	5 896	1 716		
	RAIL.	12 435	10 820	5 165	11	13	15	86	54	868	401		
	MOTOR CARRIER.	41 017	27 974	10 434	5	15	5	944	452	2 959	927		
	MOTOR CARRIER, ICC.	38 540	25 727	10 239	4	16	5	920	444	2 775	917		
	MOTOR CARRIER, NON-ICC.	2 477	2 247	195	24	21	16	24	8	184	10		
	PRIVATE TRUCK.	22 425	20 857	3 368	8	8	11	444	69	1 996	360		
	AIR.	837	92	82	19	11	10	4	6	10	5		
	WATER.	362	187	134	26	32	33	6	6	27	10		
	PIPELINE.	-	-	-	100	100	100	-	-	-	-		
	PARCEL DELIVERY.	2 462	167	96	19	14	19	8	4	22	9		
	OTHER AND UNKNOWN.	3 040	825	45	8	11	25	8	(Z)	14	4		
34111	METAL CANS (INCL. MIXED SHIP.; CANS, TOPS, BOTTOMS) *	8 043	7 404	1 381	14	13	20	195	37	1 039	124		
	RAIL.	454	511	245	34	35	36	1	(Z)	49	10		
	MOTOR CARRIER.	4 639	3 935	731	22	19	22	88	32	564	69		
	MOTOR CARRIER, ICC.	3 068	2 621	644	20	19	24	80	30	427	62		
	MOTOR CARRIER, NON-ICC.	1 571	1 314	87	36	29	27	8	2	137	7		
	PRIVATE TRUCK.	2 824	2 834	382	15	19	19	98	4	423	45		
	AIR.	1	1	2	64	87	87	-	-	(Z)	(Z)		
	WATER.	12	10	19	72	77	100	1	(Z)	2	(Z)		
	PARCEL DELIVERY.	4	(Z)	(Z)	52	60	61	(Z)	(Z)	(Z)	(Z)		
	OTHER AND UNKNOWN.	110	112	1	50	56	84	8	(Z)	1	(Z)		
342	CUTLERY, HAND TOOLS AND GENERAL HARDWARE	9 314	2 493	1 457	7	8	12	100	39	282	122		
	RAIL.	1 625	567	317	21	12	25	11	4	63	27		
	MOTOR CARRIER.	5 296	1 358	858	8	13	18	70	27	186	81		
	MOTOR CARRIER, ICC.	4 971	1 321	850	9	13	18	55	21	183	81		
	MOTOR CARRIER, NON-ICC.	326	37	9	8	15	49	15	6	3	(Z)		
	PRIVATE TRUCK.	1 113	426	212	18	20	33	18	6	18	8		
	AIR.	148	16	17	42	15	14	(Z)	(Z)	2	1		
	WATER.	21	11	10	48	58	85	-	-	6	1		
	PIPELINE.	-	-	-	100	100	100	-	-	-	-		
	PARCEL DELIVERY.	570	46	32	24	33	35	2	1	5	2		
	OTHER AND UNKNOWN.	541	69	10	18	16	30	(Z)	(Z)	3	2		
3421	CUTLERY, EXC. ELECTRICAL	694	67	39	9	13	18	15	1	14	4		
	RAIL.	6	1	1	100	100	100	-	-	-	-		
	MOTOR CARRIER.	559	54	33	9	14	19	14	1	13	3		
	MOTOR CARRIER, ICC.	342	40	32	13	19	19	2	(Z)	12	3		
	MOTOR CARRIER, NON-ICC.	217	14	1	5	5	35	13	(Z)	1	(Z)		
	PRIVATE TRUCK.	22	5	1	61	76	54	(Z)	(Z)	(Z)	(Z)		
	AIR.	8	(Z)	(Z)	59	54	44	(Z)	(Z)	(Z)	(Z)		
	WATER.	1	(Z)	(Z)	88	74	83	-	-	(Z)	(Z)		
	PARCEL DELIVERY.	80	4	3	10	11	11	(Z)	(Z)	1	(Z)		
	OTHER AND UNKNOWN.	18	2	1	24	18	75	(Z)	(Z)	(Z)	(Z)		
34211	KITCHEN AND TABLE CUTLERY, EXC. ELECTRICAL	124	18	13	35	36	37	1	(Z)	6	1		
	RAIL.	3	(Z)	(Z)	100	100	100	-	-	-	-		
	MOTOR CARRIER.	99	16	12	31	40	38	1	(Z)	6	1		
	MOTOR CARRIER, ICC.	99	16	12	31	40	38	1	(Z)	6	1		
	MOTOR CARRIER, NON-ICC.	(Z)	(Z)	(Z)	100	100	100	-	-	-	-		
	PRIVATE TRUCK.	1	(Z)	(Z)	50	95	68	-	-	(Z)	(Z)		
	AIR.	1	(Z)	(Z)	85	95	98	(Z)	(Z)	(Z)	(Z)		
	WATER.	20	1	1	24	29	27	(Z)	(Z)	(Z)	(Z)		
	PARCEL DELIVERY.	(Z)	(Z)	-	-	-	-	-	-	-	-		
	OTHER AND UNKNOWN.	(Z)	(Z)	-	-	-	-	-	-	-	-		
34213	SCISSORS AND SHEARS, EXC. ELECTRICAL	93	16	12	22	20	32	1	(Z)	5	2		
	RAIL.	2	(Z)	(Z)	100	100	100	-	-	-	-		
	MOTOR CARRIER.	72	12	10	27	26	36	1	(Z)	5	2		
	MOTOR CARRIER, ICC.	72	12	10	27	26	36	1	(Z)	5	2		
	PRIVATE TRUCK.	3	1	(Z)	44	45	53	(Z)	(Z)	(Z)	(Z)		
	AIR.	(Z)	(Z)	(Z)	69	37	58	-	-	(Z)	(Z)		
	WATER.	(Z)	(Z)	(Z)	100	100	100	-	-	(Z)	(Z)		
	PARCEL DELIVERY.	6	1	(Z)	29	29	40	(Z)	(Z)	(Z)	(Z)		
	OTHER AND UNKNOWN.	10	2	(Z)	8	6	40	-	-	(Z)	(Z)		
34215	RAZOR BLADES AND RAZORS, EXC. ELECTRICAL	361	25	9	4	5	11	13	(Z)	2	(Z)		
	RAIL.	1	(Z)	(Z)	100	100	100	-	-	-	-		
	MOTOR CARRIER.	332	23	8	4	5	13	13	(Z)	2	(Z)		
	MOTOR CARRIER, ICC.	115	9	7	9	11	14	(Z)	(Z)	1	(Z)		
	MOTOR CARRIER, NON-ICC.	217	14	1	5	5	35	13	(Z)	1	(Z)		
	PRIVATE TRUCK.	(Z)	(Z)	(Z)	100	100	100	-	-	-	-		
	AIR.	1	(Z)	(Z)	38	38	43	-	-	-	-		
	WATER.	(Z)	(Z)	(Z)	100	100	100	-	-	(Z)	(Z)		
	PARCEL DELIVERY.	23	1	1	15	8	10	(Z)	(Z)	(Z)	(Z)		
	OTHER AND UNKNOWN.	4	(Z)	(Z)	98	97	95	-	-	-	-		
34219	CUTLERY, NEC, EXC. ELECTRICAL	116	8	4	15	48	18	(Z)	(Z)	1	(Z)		
	MOTOR CARRIER.	56	3	2	16	15	16	(Z)	(Z)	(Z)	(Z)		
	MOTOR CARRIER, ICC.	56	3	2	16	15	16	(Z)	(Z)	(Z)	(Z)		
	PRIVATE TRUCK.	18	3	1	69	87	95	(Z)	(Z)	(Z)	(Z)		

TONS (THOUSANDS) AND TON-MILES (MILLIONS) BY DIVISION OF DESTINATION--CON.

EAST NORTH CENTRAL		WEST NORTH CENTRAL		SOUTH ATLANTIC		EAST SOUTH CENTRAL		WEST SOUTH CENTRAL		MOUNTAIN		PACIFIC		DESTINATION UNKNOWN	TCC CODE AND MOT
TONS	TON-MILES	TONS	TON-MILES	TONS	TON-MILES	TONS	TON-MILES	TONS	TON-MILES	TONS	TON-MILES	TONS	TON-MILES	TONS	
-	-	-	-	-	-	-	-	1	(Z)	-	-	-	-	-	33991
(Z)	(Z)	(Z)	(Z)	(Z)	(Z)	(Z)	(Z)	(Z)	(Z)	(Z)	(Z)	(Z)	(Z)	-	WATER
(Z)	(Z)	-	-	-	-	-	-	(Z)	(Z)	-	-	-	-	1	P.D.
-	-	-	-	-	-	-	-	-	-	-	-	-	-	1	OT-UK
890	34	12	5	27	13	14	4	60	37	11	4	36	7	2	33999
6	6	1	1	3	2	6	3	11	11	-	-	2	3	-	RAIL
61	12	11	4	17	8	1	(Z)	17	13	10	3	9	3	-	M.C.
61	12	11	4	17	8	1	(Z)	17	13	10	3	9	3	-	ICC
(Z)	(Z)	-	-	-	-	-	-	-	-	-	-	(Z)	(Z)	-	N-ICC
822	15	1	(Z)	6	2	8	(Z)	31	13	2	1	24	(Z)	-	P.T.
(Z)	(Z)	(Z)	(Z)	(Z)	(Z)	(Z)	(Z)	(Z)	(Z)	-	-	(Z)	(Z)	-	AIR
-	-	-	-	-	-	-	-	-	-	-	-	-	-	-	WATER
(Z)	(Z)	(Z)	(Z)	(Z)	(Z)	(Z)	(Z)	(Z)	(Z)	(Z)	(Z)	1	(Z)	-	P.D.
(Z)	(Z)	-	-	(Z)	(Z)	-	-	-	-	-	-	-	-	2	OT-UK
21 044	3 544	6 201	2 316	7 973	2 729	3 734	1 045	6 715	2 449	1 799	1 364	5 307	3 568	753	34
4 136	782	1 577	846	1 853	827	618	242	765	566	193	197	687	1 249	38	RAIL
10 271	1 971	2 361	1 063	3 358	1 353	1 222	454	3 117	1 370	1 204	966	2 466	1 878	72	M.C.
9 913	1 939	2 253	1 050	2 803	1 318	1 199	452	2 751	1 326	1 196	961	1 849	1 831	68	ICC
358	32	108	14	555	35	24	2	366	44	7	5	617	46	4	N-ICC
6 554	756	2 236	392	2 618	500	1 846	335	2 709	466	387	186	2 034	304	31	P.T.
14	8	10	6	11	8	4	3	19	12	1	2	19	33	(Z)	AIR
10	10	-	-	30	22	14	6	78	20	-	-	23	61	1	WATER
-	-	-	-	-	-	-	-	-	-	-	-	-	-	-	PIPE
47	15	15	9	27	17	9	4	18	12	5	5	17	20	(Z)	P.D.
13	3	1	(Z)	76	2	22	2	10	2	9	8	61	23	610	OT-UK
2 183	361	763	212	1 270	166	251	67	407	158	75	50	1 217	206	4	34111
35	11	121	41	65	30	94	33	70	48	25	20	51	52	-	RAIL
1 106	214	337	93	871	106	71	19	174	56	47	28	677	114	-	M.C.
1 039	208	333	90	217	73	70	19	61	44	47	28	348	92	-	ICC
67	7	4	3	655	33	1	(Z)	112	12	-	-	330	22	-	N-ICC
1 042	136	304	78	244	29	85	15	164	55	3	2	471	18	-	P.T.
(Z)	(Z)	-	-	(Z)	(Z)	-	-	(Z)	(Z)	-	-	1	2	-	AIR
-	-	-	-	-	-	-	-	-	-	-	-	8	19	-	WATER
(Z)	(Z)	-	-	(Z)	(Z)	(Z)	(Z)	-	-	(Z)	(Z)	(Z)	(Z)	-	P.D.
-	-	-	-	90	(Z)	1	(Z)	-	-	-	-	9	(Z)	4	OT-UK
874	268	228	159	306	190	153	62	113	107	100	70	238	441	99	342
273	49	72	49	53	26	-	-	12	12	11	16	69	134	3	RAIL
419	141	121	79	183	137	107	50	69	68	34	33	128	243	41	M.C.
405	140	120	79	182	136	107	50	68	68	34	33	127	242	41	ICC
15	1	1	(Z)	1	1	(Z)	(Z)	1	(Z)	(Z)	(Z)	1	(Z)	-	N-ICC
166	70	27	25	56	19	41	9	25	20	53	19	23	36	-	P.T.
3	3	3	2	3	3	1	1	1	1	(Z)	(Z)	4	6	-	AIR
-	-	-	-	3	(Z)	-	-	-	-	-	-	2	9	-	WATER
-	-	-	-	-	-	-	-	-	-	-	-	-	-	-	PIPE
11	4	5	3	8	5	2	1	5	4	2	3	5	8	(Z)	P.D.
2	1	(Z)	(Z)	(Z)	(Z)	1	1	1	1	(Z)	(Z)	7	5	54	OT-UK
9	5	4	4	9	6	1	1	4	5	1	1	8	12	2	3421
1	(Z)	(Z)	(Z)	-	-	-	-	(Z)	(Z)	-	-	-	-	-	RAIL
7	4	3	3	8	5	1	1	3	4	1	1	5	11	-	M.C.
6	4	3	3	8	5	1	1	3	4	1	1	5	11	-	ICC
1	(Z)	-	-	-	-	-	-	(Z)	(Z)	-	-	-	-	-	N-ICC
(Z)	(Z)	(Z)	(Z)	(Z)	(Z)	(Z)	(Z)	(Z)	(Z)	(Z)	(Z)	(Z)	(Z)	-	P.T.
(Z)	(Z)	(Z)	(Z)	(Z)	(Z)	(Z)	(Z)	(Z)	(Z)	(Z)	(Z)	(Z)	(Z)	-	AIR
1	(Z)	(Z)	(Z)	1	1	(Z)	(Z)	1	1	(Z)	(Z)	(Z)	(Z)	-	WATER
-	-	(Z)	(Z)	(Z)	(Z)	-	-	(Z)	1	(Z)	(Z)	(Z)	(Z)	2	P.D.
-	-	-	-	-	-	-	-	-	-	-	-	(Z)	(Z)	(Z)	OT-UK
2	1	1	1	4	3	1	(Z)	1	1	(Z)	1	2	5	(Z)	34211
(Z)	(Z)	(Z)	(Z)	-	-	-	-	-	-	-	-	-	-	-	RAIL
2	1	1	1	4	3	(Z)	(Z)	1	1	(Z)	(Z)	2	4	-	M.C.
2	1	1	1	4	3	(Z)	(Z)	1	1	(Z)	(Z)	2	4	-	ICC
(Z)	(Z)	-	-	-	-	-	-	-	-	(Z)	(Z)	-	-	-	N-ICC
(Z)	(Z)	(Z)	(Z)	(Z)	(Z)	-	-	-	-	(Z)	(Z)	-	-	-	P.T.
-	-	-	-	-	-	(Z)	(Z)	-	-	-	-	-	-	-	AIR
(Z)	(Z)	(Z)	(Z)	(Z)	(Z)	(Z)	(Z)	(Z)	(Z)	(Z)	(Z)	(Z)	(Z)	-	WATER
-	-	-	-	-	-	-	-	-	-	-	-	(Z)	(Z)	-	P.D.
-	-	-	-	-	-	-	-	-	-	-	-	(Z)	(Z)	1	OT-UK
2	1	2	2	1	1	(Z)	(Z)	1	2	(Z)	(Z)	2	4	1	34213
(Z)	(Z)	-	-	-	-	-	-	-	-	-	-	-	-	-	RAIL
1	1	1	1	1	1	(Z)	(Z)	1	1	(Z)	(Z)	1	4	-	M.C.
1	1	1	1	1	1	(Z)	(Z)	1	1	(Z)	(Z)	1	4	-	ICC
(Z)	(Z)	(Z)	(Z)	(Z)	(Z)	-	-	(Z)	(Z)	-	-	(Z)	(Z)	-	P.T.
-	-	-	-	-	-	-	-	-	-	-	-	(Z)	(Z)	-	AIR
(Z)	(Z)	(Z)	(Z)	(Z)	(Z)	(Z)	(Z)	(Z)	(Z)	(Z)	(Z)	(Z)	(Z)	-	WATER
-	-	-	-	-	-	-	-	-	-	-	-	(Z)	(Z)	-	P.D.
-	-	-	-	-	-	-	-	-	-	-	-	(Z)	(Z)	1	OT-UK
3	1	1	1	3	1	(Z)	(Z)	1	2	(Z)	(Z)	1	3	-	34215
-	-	-	-	-	-	-	-	(Z)	(Z)	-	-	-	-	-	RAIL
3	1	1	1	2	1	(Z)	(Z)	1	1	(Z)	(Z)	1	3	-	M.C.
2	1	1	1	2	1	(Z)	(Z)	1	1	(Z)	(Z)	1	3	-	ICC
1	(Z)	-	-	-	-	-	-	(Z)	(Z)	-	-	-	-	-	N-ICC
(Z)	(Z)	-	-	-	-	-	-	-	-	-	-	-	-	-	P.T.
(Z)	(Z)	-	-	(Z)	(Z)	-	-	(Z)	(Z)	-	-	(Z)	(Z)	-	AIR
-	-	-	-	-	-	-	-	-	-	-	-	-	-	-	WATER
(Z)	(Z)	(Z)	(Z)	(Z)	(Z)	(Z)	(Z)	(Z)	(Z)	(Z)	(Z)	(Z)	(Z)	-	P.D.
-	-	-	-	-	-	-	-	(Z)	(Z)	-	-	(Z)	(Z)	-	OT-UK
1	1	(Z)	(Z)	1	1	(Z)	(Z)	1	1	(Z)	(Z)	3	1	(Z)	34219
1	(Z)	(Z)	(Z)	(Z)	(Z)	(Z)	(Z)	(Z)	(Z)	(Z)	(Z)	(Z)	1	-	M.C.
1	(Z)	(Z)	(Z)	(Z)	(Z)	(Z)	(Z)	(Z)	(Z)	(Z)	(Z)	(Z)	1	-	ICC
(Z)	(Z)	(Z)	(Z)	(Z)	(Z)	(Z)	(Z)	(Z)	(Z)	(Z)	(Z)	3	(Z)	-	P.T.

TABLE 2. SHIPMENTS BY MANUFACTURING ESTABLISHMENTS--COMMODITIES AND MEANS OF TRANSPORT BY DESTINATION: 1977--CON.

TCC CODE	COMMODITY AND MEANS OF TRANSPORT	ALL SHIPMENTS						TONS (THOUSANDS) AND TON-MILES (MILLIONS) BY DIVISION OF DESTINATION					
		VALUE (MILLION DOLLARS) (A)	TONS (THOU- SANDS) (B)	TON- MILES (MIL- LIONS) (C)	STANDARD ERROR (PERCENT) FOR COLUMNS--			NEW ENGLAND		MIDDLE ATLANTIC			
					(A)	(B)	(C)	TONS	TON- MILES	TONS	TON- MILES		
34219	CUTLERY, NEC, EXC. ELECTRICAL.												
	AIR	6	(Z)	(Z)	88	62	77	-	-	(Z)	(Z)	(Z)	(Z)
	WATER	1	(Z)	(Z)	100	100	100	-	-	(Z)	(Z)	(Z)	(Z)
	PARCEL DELIVERY	30	1	1	9	9	8	(Z)	(Z)	(Z)	(Z)	(Z)	(Z)
	OTHER AND UNKNOWN	5	(Z)	(Z)	33	33	99	(Z)	(Z)	-	-	-	-
3423	HAND AND EDGE TOOLS.	2 524	511	280	14	16	16	25	10	51	20		
	RAIL	89	20	14	36	42	48	-	-	1	1		
	MOTOR CARRIER	1 406	307	169	18	20	20	21	7	41	14		
	MOTOR CARRIER, ICC	1 398	305	168	18	20	20	21	7	41	14		
	MOTOR CARRIER, NON-ICC	7	2	(Z)	70	60	61	(Z)	(Z)	(Z)	(Z)		
	PRIVATE TRUCK	649	155	87	31	34	37	4	3	6	4		
	AIR	61	1	1	81	34	27	(Z)	(Z)	(Z)	(Z)		
	PIPELINE	-	-	-	100	100	100	-	-	-	-		
	PARCEL DELIVERY	167	9	7	37	32	38	(Z)	(Z)	1	1		
	OTHER AND UNKNOWN	152	19	2	20	23	43	-	-	2	1		
34231	MECHANICS HAND SERVICE TOOLS	1 482	318	164	19	24	25	14	4	33	13		
	RAIL	33	4	6	54	53	60	-	-	-	-		
	MOTOR CARRIER	895	194	83	27	31	35	13	4	29	9		
	MOTOR CARRIER, ICC	894	193	83	27	32	35	13	4	29	9		
	MOTOR CARRIER, NON-ICC	1	1	(Z)	81	90	90	-	-	-	-		
	PRIVATE TRUCK	372	103	70	43	46	45	(Z)	(Z)	2	3		
	AIR	14	1	1	42	38	33	(Z)	(Z)	(Z)	(Z)		
	PARCEL DELIVERY	72	4	3	47	47	49	(Z)	(Z)	1	(Z)		
	OTHER AND UNKNOWN	96	12	1	22	22	50	-	-	1	1		
34232	EDGE TOOLS	209	30	15	18	20	33	2	1	4	2		
	RAIL	18	2	3	61	76	85	-	-	-	-		
	MOTOR CARRIER	84	15	9	18	20	17	2	1	2	1		
	MOTOR CARRIER, ICC	84	15	9	18	20	17	2	1	2	1		
	PRIVATE TRUCK	44	7	1	58	77	51	(Z)	(Z)	(Z)	(Z)		
	AIR	(Z)	(Z)	(Z)	100	100	100	-	-	-	-		
	PARCEL DELIVERY	28	2	1	51	33	37	(Z)	(Z)	(Z)	(Z)		
	OTHER AND UNKNOWN	36	5	1	43	43	67	-	-	1	1		
34234	SHOVELS, SPADES, SCOOPS, AND SCRAPERS.	58	27	11	35	31	29	1	1	3	1		
	RAIL	6	6	2	100	100	100	-	-	-	-		
	MOTOR CARRIER	37	17	6	30	29	22	(Z)	(Z)	3	1		
	MOTOR CARRIER, ICC	37	17	6	30	29	22	(Z)	(Z)	3	1		
	PRIVATE TRUCK	8	3	3	38	39	36	1	1	(Z)	(Z)		
	AIR	(Z)	(Z)	(Z)	100	100	100	-	-	-	-		
	PARCEL DELIVERY	1	(Z)	(Z)	51	49	53	(Z)	(Z)	(Z)	(Z)		
	OTHER AND UNKNOWN	6	2	-	100	100	-	-	-	-	-		
34236	AGRICULTURAL HAND TOOLS AND PARTS.	65	24	6	44	46	26	1	1	1	(Z)		
	RAIL	11	4	1	86	85	100	-	-	-	-		
	MOTOR CARRIER	38	14	3	51	54	35	(Z)	(Z)	(Z)	(Z)		
	MOTOR CARRIER, ICC	38	14	3	51	54	35	(Z)	(Z)	(Z)	(Z)		
	PRIVATE TRUCK	15	5	2	39	37	36	1	1	1	(Z)		
	AIR	(Z)	(Z)	(Z)	100	100	100	-	-	-	-		
	PARCEL DELIVERY	(Z)	(Z)	(Z)	100	100	100	-	-	-	-		
34239	HAND TOOLS, NEC.	666	108	83	29	22	28	7	3	11	5		
	RAIL	20	3	2	56	53	62	-	-	1	1		
	MOTOR CARRIER	349	67	66	32	30	32	5	2	6	3		
	MOTOR CARRIER, ICC	343	65	66	31	30	33	5	2	6	3		
	MOTOR CARRIER, NON-ICC	6	1	(Z)	78	75	67	(Z)	(Z)	(Z)	(Z)		
	PRIVATE TRUCK	182	35	11	30	38	29	1	1	3	1		
	AIR	47	(Z)	(Z)	90	53	48	-	-	(Z)	(Z)		
	PIPELINE	-	-	-	100	100	100	-	-	-	-		
	PARCEL DELIVERY	67	2	3	61	47	70	(Z)	(Z)	(Z)	(Z)		
	OTHER AND UNKNOWN	1	(Z)	(Z)	74	74	98	-	-	-	-		
34251	HAND SAWS, SAW BLADES, AND ACCESSORIES *	376	59	30	18	28	15	8	2	4	2		
	MOTOR CARRIER	201	30	19	15	16	24	5	1	2	1		
	MOTOR CARRIER, ICC	200	29	18	14	15	23	5	1	2	1		
	MOTOR CARRIER, NON-ICC	1	(Z)	(Z)	100	100	100	-	-	-	-		
	PRIVATE TRUCK	105	24	6	35	52	14	3	1	1	(Z)		
	AIR	20	2	3	24	33	23	(Z)	(Z)	(Z)	(Z)		
	WATER	2	(Z)	(Z)	66	73	69	-	-	(Z)	(Z)		
	PARCEL DELIVERY	40	2	1	14	15	18	(Z)	(Z)	(Z)	(Z)		
	OTHER AND UNKNOWN	9	1	-	1	1	-	-	-	-	-		
3428	BUILDERS' AND CABINET HARDWARE	2 138	603	423	21	26	28	17	16	62	44		
	RAIL	104	38	57	63	82	85	1	(Z)	1	1		
	MOTOR CARRIER	1 538	362	266	22	29	24	15	14	55	40		
	MOTOR CARRIER, ICC	1 522	357	260	22	29	24	13	8	55	40		
	MOTOR CARRIER, NON-ICC	16	5	6	57	56	85	2	5	-	-		
	PRIVATE TRUCK	216	170	86	31	46	62	1	2	5	3		
	AIR	6	1	(Z)	52	40	44	-	-	(Z)	(Z)		
	WATER	2	1	1	73	64	79	-	-	(Z)	(Z)		
	PARCEL DELIVERY	120	10	8	48	52	45	(Z)	(Z)	1	1		
	OTHER AND UNKNOWN	152	22	5	27	25	45	-	-	-	-		
34281	DOOR AND WINDOW HARDWARE	1 609	267	223	29	29	28	11	11	37	29		
	RAIL	60	10	13	62	72	74	1	(Z)	1	1		
	MOTOR CARRIER	1 206	201	177	30	33	30	10	10	32	26		
	MOTOR CARRIER, ICC	1 191	196	171	30	33	31	8	5	32	26		
	MOTOR CARRIER, NON-ICC	16	5	6	58	56	85	2	5	-	-		
	PRIVATE TRUCK	122	33	21	27	40	46	(Z)	1	3	1		
	AIR	4	(Z)	(Z)	63	54	51	-	-	(Z)	(Z)		
	WATER	2	(Z)	1	83	79	80	-	-	(Z)	(Z)		
	PARCEL DELIVERY	109	9	7	54	61	52	(Z)	(Z)	1	1		
	OTHER AND UNKNOWN	105	13	4	35	35	31	-	-	-	-		
34283	HINGES, HASPS, AND BUTTS	69	24	25	24	32	65	1	1	2	(Z)		



TONS (THOUSANDS) AND TON-MILES (MILLIONS) BY DIVISION OF DESTINATION--CON.

EAST NORTH CENTRAL		WEST NORTH CENTRAL		SOUTH ATLANTIC		EAST SOUTH CENTRAL		WEST SOUTH CENTRAL		MOUNTAIN		PACIFIC		DESTINATION UNKNOWN	TCC CODE AND MOT
TONS	TON-MILES	TONS	TON-MILES	TONS	TON-MILES	TONS	TON-MILES	TONS	TON-MILES	TONS	TON-MILES	TONS	TON-MILES	TONS	
-	-	(Z)	(Z)	(Z)	(Z)	-	-	-	-	(Z)	(Z)	(Z)	(Z)	-	34219
(Z)	(Z)	(Z)	(Z)	(Z)	(Z)	(Z)	(Z)	(Z)	(Z)	(Z)	(Z)	(Z)	(Z)	(Z)	AIR
-	-	(Z)	(Z)	-	-	-	-	-	-	-	-	-	-	(Z)	WATER
182	73	32	24	57	32	13	6	26	21	16	26	37	67	72	3423
10	5	(Z)	(Z)	1	(Z)	-	-	1	1	(Z)	(Z)	4	7	3	RAIL
71	28	22	13	41	28	11	5	15	15	5	7	28	52	52	M.C.
71	28	22	13	41	28	11	5	15	15	5	7	27	52	52	ICC
-	-	(Z)	(Z)	1	(Z)	(Z)	(Z)	1	(Z)	-	-	(Z)	(Z)	-	N-ICC
98	40	8	11	14	3	2	1	8	5	10	17	4	5	-	P.T.
(Z)	(Z)	(Z)	(Z)	(Z)	(Z)	(Z)	(Z)	(Z)	(Z)	(Z)	(Z)	(Z)	(Z)	(Z)	AIR
-	-	-	-	-	-	-	-	-	-	-	-	-	-	-	PIPE
2	(Z)	1	1	1	1	(Z)	(Z)	1	(Z)	1	1	1	3	-	P.O.
(Z)	(Z)	-	-	(Z)	(Z)	-	-	(Z)	(Z)	(Z)	(Z)	(Z)	(Z)	16	OT-UK
129	58	19	15	20	11	8	4	13	10	12	20	18	28	54	34231
2	1	-	-	-	-	-	-	(Z)	(Z)	-	-	2	5	-	RAIL
50	22	12	5	19	10	7	3	7	8	2	3	11	19	43	M.C.
50	22	12	5	18	10	7	3	7	8	2	3	11	19	43	ICC
-	-	-	-	1	(Z)	(Z)	(Z)	-	-	-	-	-	-	-	N-ICC
75	35	6	10	(Z)	(Z)	1	1	5	2	10	16	3	3	-	P.T.
(Z)	(Z)	(Z)	(Z)	(Z)	(Z)	-	-	(Z)	(Z)	(Z)	(Z)	(Z)	(Z)	-	AIR
1	(Z)	(Z)	(Z)	1	(Z)	(Z)	(Z)	(Z)	(Z)	(Z)	1	(Z)	1	-	P.O.
(Z)	(Z)	-	-	(Z)	(Z)	-	-	(Z)	(Z)	(Z)	(Z)	(Z)	(Z)	11	OT-UK
10	2	2	1	2	2	1	1	3	2	(Z)	(Z)	2	4	4	34232
-	-	-	-	-	-	-	-	1	1	(Z)	(Z)	1	2	-	RAIL
3	1	1	1	2	2	1	1	2	1	(Z)	(Z)	1	1	-	M.C.
3	1	1	1	2	2	1	1	2	1	(Z)	(Z)	1	1	-	ICC
6	1	(Z)	(Z)	(Z)	(Z)	(Z)	(Z)	(Z)	(Z)	-	-	-	-	-	P.T.
(Z)	(Z)	1	1	(Z)	(Z)	(Z)	(Z)	(Z)	(Z)	(Z)	(Z)	(Z)	(Z)	-	AIR
-	-	-	-	-	-	-	-	-	-	-	-	-	-	-	P.O.
-	-	-	-	-	-	-	-	-	-	-	-	-	-	4	OT-UK
10	3	2	2	3	1	1	(Z)	2	2	(Z)	(Z)	1	2	4	34234
6	2	-	-	-	-	-	-	-	-	-	-	-	-	-	RAIL
5	1	2	1	2	1	1	(Z)	1	1	(Z)	(Z)	(Z)	1	2	M.C.
5	1	2	1	2	1	1	(Z)	1	1	(Z)	(Z)	(Z)	1	2	ICC
(Z)	(Z)	(Z)	(Z)	1	(Z)	-	-	(Z)	(Z)	(Z)	(Z)	(Z)	1	-	P.T.
-	-	-	-	(Z)	(Z)	-	-	-	-	-	-	-	-	-	AIR
-	-	-	-	(Z)	(Z)	(Z)	(Z)	(Z)	(Z)	-	-	(Z)	(Z)	2	P.O.
-	-	-	-	(Z)	(Z)	-	-	-	-	-	-	-	-	-	OT-UK
7	1	1	(Z)	2	1	1	(Z)	1	1	(Z)	1	(Z)	(Z)	9	34236
1	1	-	-	-	-	-	-	-	-	-	-	-	-	3	RAIL
4	1	(Z)	(Z)	1	(Z)	1	(Z)	1	1	(Z)	1	(Z)	(Z)	6	M.C.
4	1	(Z)	(Z)	1	(Z)	1	(Z)	1	1	(Z)	1	(Z)	(Z)	6	ICC
2	(Z)	(Z)	(Z)	1	(Z)	-	-	(Z)	(Z)	(Z)	(Z)	(Z)	(Z)	-	P.T.
-	-	(Z)	(Z)	-	-	-	-	-	-	-	-	-	-	-	AIR
(Z)	(Z)	-	-	-	-	-	-	-	-	-	-	-	-	-	P.O.
25	9	8	6	29	16	1	1	8	6	3	4	16	33	(Z)	34239
1	1	(Z)	(Z)	1	(Z)	-	-	-	-	-	-	-	-	-	RAIL
9	4	6	5	16	13	1	1	5	4	2	4	15	31	(Z)	M.C.
9	4	6	5	16	13	1	1	4	4	2	4	15	31	(Z)	ICC
-	-	(Z)	(Z)	-	-	-	-	1	(Z)	-	-	(Z)	(Z)	-	N-ICC
15	4	1	(Z)	12	2	(Z)	(Z)	3	2	(Z)	(Z)	(Z)	(Z)	-	P.T.
(Z)	(Z)	(Z)	(Z)	(Z)	(Z)	(Z)	(Z)	(Z)	(Z)	-	-	(Z)	(Z)	-	AIR
-	-	-	-	-	-	-	-	-	-	-	-	-	-	-	PIPE
1	(Z)	(Z)	(Z)	(Z)	(Z)	(Z)	(Z)	(Z)	(Z)	(Z)	(Z)	1	2	-	P.O.
(Z)	(Z)	-	-	-	-	-	-	-	-	-	-	-	-	-	OT-UK
21	6	3	4	9	5	4	2	3	5	1	1	4	5	1	34251
6	3	3	3	4	3	1	3	3	4	1	1	3	4	-	M.C.
6	3	3	3	4	2	3	1	3	4	1	1	3	4	-	ICC
14	1	(Z)	(Z)	5	3	(Z)	(Z)	(Z)	1	-	-	(Z)	1	-	N-ICC
1	2	-	-	(Z)	(Z)	(Z)	(Z)	(Z)	(Z)	(Z)	(Z)	(Z)	(Z)	-	P.T.
-	-	-	-	-	-	-	-	-	-	-	-	-	-	-	AIR
(Z)	(Z)	(Z)	(Z)	(Z)	(Z)	(Z)	(Z)	(Z)	(Z)	(Z)	(Z)	(Z)	(Z)	-	WATER
-	-	-	-	-	-	-	-	-	-	-	-	-	-	-	P.O.
-	-	-	-	-	-	-	-	-	-	-	-	-	-	1	OT-UK
119	69	63	50	77	59	41	23	46	44	101	23	62	93	14	3428
2	1	-	-	-	-	-	-	5	4	9	12	21	39	-	RAIL
92	50	50	38	62	53	35	17	29	29	5	5	19	19	-	M.C.
92	50	48	38	61	52	35	17	29	29	5	5	18	19	-	ICC
(Z)	(Z)	2	(Z)	(Z)	1	(Z)	(Z)	-	-	-	-	(Z)	(Z)	-	N-ICC
21	15	12	11	13	4	5	5	11	11	87	6	15	29	-	P.T.
(Z)	(Z)	-	-	(Z)	(Z)	(Z)	(Z)	(Z)	(Z)	-	-	(Z)	(Z)	-	AIR
-	-	-	-	(Z)	(Z)	-	-	-	-	-	-	(Z)	1	-	WATER
4	2	1	(Z)	2	1	1	(Z)	1	1	(Z)	(Z)	1	1	(Z)	P.O.
1	1	-	-	(Z)	(Z)	(Z)	(Z)	-	-	-	-	6	4	14	OT-UK
51	44	36	24	48	40	20	18	20	19	5	4	32	33	6	34281
2	1	-	-	-	-	-	-	-	-	(Z)	(Z)	6	10	-	RAIL
42	37	32	20	36	36	16	13	14	14	4	3	16	16	-	M.C.
42	37	30	20	36	36	16	13	14	14	4	3	15	16	-	ICC
(Z)	(Z)	2	(Z)	(Z)	1	-	-	-	-	-	-	(Z)	(Z)	-	N-ICC
3	5	3	3	10	3	4	4	6	4	-	-	3	(Z)	-	P.T.
(Z)	(Z)	-	-	(Z)	(Z)	(Z)	(Z)	-	-	-	-	(Z)	(Z)	-	AIR
-	-	-	-	(Z)	(Z)	-	-	-	-	-	-	(Z)	1	-	WATER
3	2	1	(Z)	1	1	(Z)	(Z)	1	1	(Z)	(Z)	1	1	(Z)	P.O.
(Z)	(Z)	-	-	(Z)	(Z)	-	-	-	-	-	-	6	4	-	OT-UK
8	4	1	1	2	1	(Z)	(Z)	1	1	(Z)	(Z)	7	17	2	34283

TABLE 2. SHIPMENTS BY MANUFACTURING ESTABLISHMENTS--COMMODITIES AND MEANS OF TRANSPORT BY DESTINATION: 1977--CON.

TCC CODE	COMMODITY AND MEANS OF TRANSPORT	ALL SHIPMENTS						TONS (THOUSANDS) AND TON-MILES (MILLIONS) BY DIVISION OF DESTINATION					
		VALUE (MILLION DOLLARS) (A)	TONS (THOUSANDS) (B)	TON-MILES (MILLIONS) (C)	STANDARD ERROR (PERCENT) FOR COLUMNS--			NEW ENGLAND		MIDDLE ATLANTIC			
					(A)	(B)	(C)	TONS	TON-MILES	TONS	TON-MILES		
34283	HINGES, HASPS, AND BUTTS												
	MOTOR CARRIER	38	11	6	16	15	18	1	1	2	(Z)	(Z)	
	MOTOR CARRIER, ICC	38	11	6	16	15	18	1	1	2	(Z)	(Z)	
	PRIVATE TRUCK	23	11	19	70	66	86	(Z)	(Z)	-	-	-	-
	AIR	(Z)	(Z)	(Z)	72	77	74	-	-	-	-	-	-
	PARCEL DELIVERY	(Z)	(Z)	(Z)	100	100	100	-	-	-	-	-	-
	OTHER AND UNKNOWN	8	2	-	-	-	-	-	-	-	-	-	-
34284	CABINET HARDWARE	126	46	20	34	47	44	1	1	8	5		
	RAIL	5	1	2	50	56	57	-	-	-	-	-	-
	MOTOR CARRIER	95	40	17	38	50	52	1	1	8	5		
	MOTOR CARRIER, ICC	95	40	17	38	50	52	1	1	8	5		
	PRIVATE TRUCK	12	3	1	67	86	98	(Z)	(Z)	-	-	-	-
	AIR	1	(Z)	(Z)	70	70	52	-	-	-	-	-	-
	WATER	(Z)	(Z)	(Z)	100	100	100	-	-	-	-	-	-
	PARCEL DELIVERY	3	(Z)	(Z)	32	17	26	(Z)	(Z)	(Z)	(Z)	(Z)	(Z)
	OTHER AND UNKNOWN	9	2	(Z)	71	70	100	-	-	-	-	-	-
3429	MISCELLANEOUS HARDWARE	3 636	1 380	681	13	13	18	37	9	169	57		
	RAIL	1 384	493	230	22	11	22	9	3	58	25		
	MOTOR CARRIER	1 643	685	377	16	23	30	14	4	98	29		
	MOTOR CARRIER, ICC	1 551	668	376	17	24	30	14	4	95	29		
	MOTOR CARRIER, NON-ICC	92	17	2	30	27	72	(Z)	(Z)	3	(Z)		
	PRIVATE TRUCK	168	138	38	34	27	37	12	1	5	1		
	AIR	56	11	11	17	17	18	(Z)	(Z)	1	(Z)		
	WATER	15	9	9	58	61	93	-	-	4	(Z)		
	PARCEL DELIVERY	165	20	13	41	47	50	1	1	1	1		
	OTHER AND UNKNOWN	206	25	3	44	40	55	-	-	1	1		
34291	TRANSPORTATION EQUIPMENT HARDWARE	2 186	705	312	18	12	17	14	5	69	26		
	RAIL	1 357	477	218	22	11	22	9	3	52	20		
	MOTOR CARRIER	633	198	81	21	20	27	4	2	16	6		
	MOTOR CARRIER, ICC	571	186	81	24	21	27	4	2	15	6		
	MOTOR CARRIER, NON-ICC	63	12	(Z)	37	34	55	-	-	(Z)	(Z)		
	PRIVATE TRUCK	6	2	1	48	50	64	(Z)	(Z)	-	-		
	AIR	4	9	8	16	17	18	(Z)	(Z)	1	(Z)		
	WATER	7	2	(Z)	100	100	100	-	-	(Z)	(Z)		
	PARCEL DELIVERY	38	5	3	88	95	94	1	(Z)	(Z)	(Z)		
	OTHER AND UNKNOWN	102	13	1	43	45	98	-	-	(Z)	(Z)		
34292	FURNITURE HARDWARE	382	173	100	39	38	38	3	1	17	10		
	RAIL	12	12	9	30	30	30	-	-	6	5		
	MOTOR CARRIER	280	95	70	43	50	45	3	1	9	4		
	MOTOR CARRIER, ICC	273	93	69	44	51	46	3	1	8	4		
	MOTOR CARRIER, NON-ICC	7	3	1	84	79	89	(Z)	(Z)	1	(Z)		
	PRIVATE TRUCK	78	64	19	66	45	60	1	(Z)	2	1		
	AIR	4	1	1	57	65	80	(Z)	(Z)	-	-		
	WATER	7	9	8	16	17	18	(Z)	(Z)	-	-		
	PARCEL DELIVERY	5	1	1	68	67	75	(Z)	(Z)	(Z)	(Z)		
	OTHER AND UNKNOWN	3	1	1	22	35	85	-	-	-	-		
34293	VACUUM AND INSULATED BOTTLES, JUGS, AND CHESTS	83	41	26	12	23	29	1	1	2	1		
	RAIL	(Z)	(Z)	(Z)	100	100	100	-	-	-	-		
	MOTOR CARRIER	75	36	24	13	25	31	1	1	2	1		
	MOTOR CARRIER, ICC	75	36	24	13	25	31	1	1	2	1		
	PRIVATE TRUCK	2	1	(Z)	57	46	61	(Z)	(Z)	(Z)	(Z)		
	AIR	(Z)	(Z)	(Z)	91	94	98	-	-	(Z)	(Z)		
	WATER	3	4	1	30	88	82	(Z)	(Z)	(Z)	(Z)		
	PARCEL DELIVERY	3	1	(Z)	69	70	100	-	-	(Z)	(Z)		
	OTHER AND UNKNOWN	3	1	(Z)	69	70	100	-	-	(Z)	(Z)		
34294	HOSE FITTINGS	224	44	23	43	58	76	(Z)	(Z)	3	1		
	RAIL	14	4	3	70	86	66	-	-	-	-		
	MOTOR CARRIER	117	32	16	48	56	73	(Z)	(Z)	2	1		
	MOTOR CARRIER, ICC	117	32	16	48	56	73	(Z)	(Z)	2	1		
	PRIVATE TRUCK	11	2	(Z)	43	50	77	-	-	(Z)	(Z)		
	AIR	4	(Z)	(Z)	52	48	61	-	-	(Z)	(Z)		
	WATER	1	(Z)	(Z)	100	100	100	-	-	(Z)	(Z)		
	PARCEL DELIVERY	58	4	3	50	88	92	(Z)	(Z)	(Z)	(Z)		
	OTHER AND UNKNOWN	20	2	1	54	69	68	-	-	(Z)	(Z)		
34299	HARDWARE, NEC.	761	416	221	39	45	54	18	2	77	18		
	RAIL	(Z)	(Z)	(Z)	77	76	71	(Z)	(Z)	-	-		
	MOTOR CARRIER	538	324	187	37	47	58	7	1	69	17		
	MOTOR CARRIER, ICC	516	321	186	37	47	58	7	1	67	17		
	MOTOR CARRIER, NON-ICC	22	3	1	97	82	86	-	-	2	(Z)		
	PRIVATE TRUCK	71	69	18	31	46	53	11	(Z)	3	(Z)		
	AIR	7	1	1	85	90	85	(Z)	(Z)	(Z)	(Z)		
	WATER	7	7	9	61	65	94	-	-	4	(Z)		
	PARCEL DELIVERY	61	7	5	69	60	77	(Z)	(Z)	1	(Z)		
	OTHER AND UNKNOWN	78	8	(Z)	72	74	80	-	-	(Z)	(Z)		
343	PLUMBING FIXTURES AND HEATING APPARATUS	3 450	1 289	745	10	10	15	102	47	191	94		
	RAIL	154	121	141	15	13	13	3	3	4	5		
	MOTOR CARRIER	2 327	859	470	14	14	21	84	40	131	62		
	MOTOR CARRIER, ICC	2 268	831	462	14	14	21	84	40	131	62		
	MOTOR CARRIER, NON-ICC	59	28	8	34	54	48	-	-	-	-		
	PRIVATE TRUCK	730	275	112	15	11	18	14	4	54	27		
	AIR	19	2	1	39	40	58	(Z)	(Z)	1	(Z)		
	WATER	13	4	13	66	74	61	-	-	-	-		
	PARCEL DELIVERY	115	11	7	24	24	28	(Z)	(Z)	1	1		
	OTHER AND UNKNOWN	93	18	2	18	22	53	-	-	(Z)	(Z)		
3431	METAL SANITARY WARE	306	267	201	17	10	9	16	12	26	14		
	RAIL	76	82	98	16	12	13	4	3	1	1		
	MOTOR CARRIER	178	140	75	20	14	13	12	8	21	12		
	MOTOR CARRIER, ICC	160	123	72	20	13	13	12	8	21	12		
	MOTOR CARRIER, NON-ICC	18	17	3	100	100	100	-	-	-	-		
	PRIVATE TRUCK	43	39	19	26	17	20	(Z)	(Z)	4	2		

TONS (THOUSANDS) AND TON-MILES (MILLIONS) BY DIVISION OF DESTINATION--CON.

EAST NORTH CENTRAL		WEST NORTH CENTRAL		SOUTH ATLANTIC		EAST SOUTH CENTRAL		WEST SOUTH CENTRAL		MOUNTAIN		PACIFIC		DESTINATION UNKNOWN	TCC CODE AND MOT
TONS	TON-MILES	TONS	TON-MILES	TONS	TON-MILES	TONS	TON-MILES	TONS	TON-MILES	TONS	TON-MILES	TONS	TON-MILES	TONS	
3	1	1	1	2	1	(Z)	(Z)	1	1	(Z)	(Z)	(Z)	1	-	34283
3	1	1	1	2	1	(Z)	(Z)	1	1	(Z)	(Z)	(Z)	1	-	M.C.
5	3	(Z)	(Z)	-	-	-	-	(Z)	(Z)	-	-	(Z)	6	-	ICC
-	-	-	-	(Z)	(Z)	(Z)	(Z)	-	-	-	-	-	-	-	P.T.
-	-	-	-	-	-	-	-	-	-	-	-	(Z)	(Z)	-	AIR
-	-	-	-	-	-	-	-	-	-	-	-	-	-	-	P.O.
-	-	-	-	-	-	-	-	-	-	-	-	-	-	2	OT-UK
10	2	5	2	3	1	13	2	3	2	1	1	2	3	2	34284
9	2	3	1	-	-	-	-	-	-	-	-	1	2	-	RAIL
9	2	3	1	2	1	13	2	2	2	1	1	(Z)	(Z)	-	M.C.
(Z)	(Z)	2	1	-	-	-	-	-	-	-	-	(Z)	(Z)	-	ICC
(Z)	(Z)	-	-	(Z)	(Z)	-	-	(Z)	(Z)	-	-	(Z)	(Z)	-	P.T.
(Z)	(Z)	-	-	(Z)	(Z)	-	-	-	-	-	-	(Z)	(Z)	-	AIR
(Z)	(Z)	(Z)	(Z)	(Z)	(Z)	(Z)	(Z)	(Z)	(Z)	(Z)	(Z)	(Z)	(Z)	-	WATER
(Z)	(Z)	-	-	-	-	-	-	-	-	-	-	-	-	-	P.O.
(Z)	(Z)	-	-	-	-	-	-	-	-	-	-	-	-	2	OT-UK
591	126	119	73	167	95	113	44	29	27	25	21	111	229	21	3429
258	41	70	48	51	25	-	-	5	6	-	-	41	82	-	RAIL
281	66	40	20	72	55	78	40	15	15	24	20	62	129	(Z)	M.C.
268	65	40	20	72	54	78	40	15	15	24	20	61	129	(Z)	ICC
13	1	-	-	(Z)	(Z)	-	-	-	-	-	-	1	(Z)	-	N-ICC
46	17	4	2	34	11	32	3	4	3	(Z)	(Z)	1	1	-	P.T.
2	1	2	2	2	2	(Z)	(Z)	1	1	(Z)	(Z)	2	5	-	AIR
-	-	-	-	3	(Z)	-	-	-	-	-	-	2	9	-	WATER
4	1	2	1	5	2	1	1	3	3	1	1	2	3	-	P.O.
1	(Z)	(Z)	(Z)	(Z)	(Z)	1	1	(Z)	(Z)	(Z)	(Z)	1	1	21	OT-UK
374	65	94	62	74	38	4	3	10	11	1	1	54	101	12	34291
251	37	70	48	50	24	-	-	4	5	-	-	40	81	-	RAIL
119	27	21	11	19	12	2	2	5	6	1	1	11	14	(Z)	M.C.
108	27	21	11	19	12	2	2	5	6	1	1	10	14	(Z)	ICC
11	(Z)	-	-	-	-	-	-	-	-	-	-	1	(Z)	-	N-ICC
1	(Z)	(Z)	(Z)	1	(Z)	-	-	(Z)	(Z)	(Z)	(Z)	(Z)	(Z)	-	P.T.
1	(Z)	2	1	2	1	-	-	(Z)	(Z)	-	-	2	5	-	AIR
-	-	-	-	1	(Z)	-	-	-	-	-	-	-	-	-	WATER
1	(Z)	1	1	(Z)	(Z)	(Z)	(Z)	(Z)	(Z)	(Z)	(Z)	(Z)	(Z)	-	P.O.
(Z)	(Z)	(Z)	(Z)	-	-	1	1	-	-	-	-	-	-	12	OT-UK
43	15	11	5	30	28	48	11	7	8	1	1	12	21	1	34292
4	2	-	-	2	1	-	-	-	-	-	-	(Z)	(Z)	-	RAIL
24	7	7	3	17	20	19	9	4	5	1	1	11	19	-	M.C.
22	6	7	3	17	20	19	9	4	5	1	1	11	19	-	ICC
2	1	-	-	-	-	-	-	-	-	-	-	-	-	-	N-ICC
15	5	3	2	11	6	29	1	3	3	-	-	1	(Z)	-	P.T.
(Z)	(Z)	-	-	(Z)	1	(Z)	(Z)	(Z)	(Z)	-	-	(Z)	(Z)	-	AIR
(Z)	(Z)	(Z)	(Z)	(Z)	(Z)	(Z)	(Z)	(Z)	(Z)	(Z)	(Z)	(Z)	(Z)	-	P.O.
-	-	-	-	-	-	-	-	(Z)	(Z)	-	-	(Z)	(Z)	1	OT-UK
1	1	4	1	9	5	4	2	3	1	17	13	(Z)	1	(Z)	34293
-	-	-	-	(Z)	(Z)	-	-	-	-	-	-	-	-	-	RAIL
1	1	3	1	5	4	4	2	3	1	17	13	(Z)	1	-	M.C.
1	1	3	1	5	4	4	2	3	1	17	13	(Z)	1	-	ICC
(Z)	(Z)	(Z)	(Z)	-	-	(Z)	(Z)	-	-	-	-	-	-	-	P.T.
(Z)	(Z)	-	-	-	-	-	-	-	-	-	-	-	-	-	AIR
(Z)	(Z)	(Z)	(Z)	3	1	(Z)	(Z)	(Z)	(Z)	-	-	(Z)	(Z)	-	P.O.
-	-	-	-	-	-	-	-	-	-	-	-	-	-	(Z)	OT-UK
26	7	2	1	3	2	3	1	3	3	1	1	4	7	(Z)	34294
3	1	-	-	-	-	-	-	1	1	-	-	(Z)	(Z)	-	RAIL
20	6	1	(Z)	3	2	3	1	1	1	(Z)	(Z)	3	5	-	M.C.
20	6	1	(Z)	3	2	3	1	1	1	(Z)	(Z)	3	5	-	ICC
1	(Z)	(Z)	(Z)	(Z)	(Z)	(Z)	(Z)	(Z)	(Z)	-	-	(Z)	(Z)	-	P.T.
(Z)	(Z)	-	-	(Z)	(Z)	(Z)	(Z)	(Z)	(Z)	(Z)	(Z)	(Z)	(Z)	-	AIR
-	-	-	-	-	-	-	-	-	-	-	-	-	-	-	WATER
1	(Z)	(Z)	(Z)	(Z)	(Z)	(Z)	(Z)	1	(Z)	1	1	1	1	-	P.O.
1	(Z)	(Z)	(Z)	(Z)	(Z)	-	-	-	-	(Z)	(Z)	(Z)	(Z)	(Z)	OT-UK
147	38	9	4	51	23	54	27	6	5	6	4	40	100	8	34299
116	25	8	4	28	17	51	25	3	3	5	4	37	90	-	RAIL
116	25	8	4	27	17	51	25	3	3	5	4	37	90	-	M.C.
(Z)	(Z)	-	-	(Z)	(Z)	-	-	-	-	-	-	(Z)	(Z)	-	ICC
29	12	1	(Z)	21	5	3	1	1	(Z)	(Z)	(Z)	(Z)	(Z)	-	N-ICC
1	(Z)	(Z)	(Z)	(Z)	(Z)	(Z)	(Z)	(Z)	(Z)	(Z)	(Z)	(Z)	(Z)	-	P.T.
-	-	-	-	1	(Z)	-	-	-	-	-	-	2	9	-	AIR
1	1	(Z)	(Z)	1	1	(Z)	(Z)	2	2	(Z)	(Z)	1	1	-	WATER
(Z)	(Z)	-	-	-	-	-	-	(Z)	(Z)	-	-	-	-	-	P.O.
(Z)	(Z)	-	-	-	-	-	-	-	-	-	-	-	-	8	OT-UK
249	91	110	55	181	95	86	37	108	87	70	63	159	175	33	343
3	2	12	10	14	9	4	2	26	26	12	12	43	72	-	RAIL
164	67	79	40	123	68	67	29	59	48	52	46	85	72	16	M.C.
163	65	79	40	123	68	67	29	58	48	49	44	66	67	11	ICC
1	2	(Z)	(Z)	(Z)	(Z)	(Z)	(Z)	(Z)	(Z)	3	2	19	5	4	N-ICC
78	22	18	4	43	18	15	6	23	12	5	4	25	14	1	P.T.
(Z)	(Z)	(Z)	(Z)	(Z)	(Z)	(Z)	(Z)	(Z)	(Z)	(Z)	(Z)	(Z)	(Z)	-	AIR
-	-	-	-	-	-	-	-	-	-	-	-	4	13	-	WATER
3	1	2	1	1	1	(Z)	(Z)	(Z)	(Z)	1	1	2	1	(Z)	P.O.
1	(Z)	(Z)	(Z)	(Z)	(Z)	-	-	(Z)	(Z)	(Z)	(Z)	1	1	16	OT-UK
37	9	11	6	47	31	13	5	36	31	17	19	57	74	7	3431
-	-	3	2	7	4	3	2	24	24	8	9	33	52	-	RAIL
25	7	8	4	31	20	6	2	7	6	4	5	22	12	3	M.C.
25	7	8	4	31	20	6	2	7	6	4	5	5	9	3	ICC
-	-	-	-	-	-	-	-	-	-	-	-	17	3	-	N-ICC
12	3	(Z)	(Z)	9	6	4	2	5	1	5	4	(Z)	(Z)	-	P.T.



TABLE 2. SHIPMENTS BY MANUFACTURING ESTABLISHMENTS--COMMODITIES AND MEANS OF TRANSPORT BY DESTINATION: 1977--CON.

TCC C00E	COMMODITY AND MEANS OF TRANSPORT	ALL SHIPMENTS						TONS (THOUSANDS) AND TON-MILES (MILLIONS) BY DIVISION OF DESTINATION			
		VALUE (MILLION DOLLARS) (A)	TONS (THOU- SANDS) (B)	TON- MILES (MIL- LIONS) (C)	STANDARD ERROR (PERCENT) FOR COLUMNS--			NEW ENGLAND		MIDDLE ATLANTIC	
					(A)	(B)	(C)	TONS	TON- MILES	TONS	TON- MILES
3431	METAL SANITARY WARE.	(Z)	(Z)	(Z)	100	100	100	-	-	-	-
	AIR.	1	2	9	100	100	100	-	-	-	-
	WATER.	3	(Z)	(Z)	58	62	83	(Z)	(Z)	(Z)	(Z)
	PARCEL DELIVERY.	5	4	-	75	75	-	-	-	-	-
	OTHER AND UNKNOWN.										
34311	CAST IRON SANITARY WARE.	155	183	151	10	7	7	14	10	19	11
	RAIL.	53	63	76	11	8	11	4	3	1	1
	MOTOR CARRIER.	78	91	55	13	13	13	10	7	15	9
	MOTOR CARRIER, ICC	78	91	55	13	13	13	10	7	15	9
	PRIVATE TRUCK.	17	23	12	21	22	24	(Z)	(Z)	3	2
	AIR.	(Z)	(Z)	(Z)	100	100	100	-	-	-	-
	WATER.	1	2	9	100	100	100	-	-	-	-
	OTHER AND UNKNOWN.	5	4	-	75	75	-	-	-	-	-
34312	METAL SANITARY WARE, EXC. CAST IRON.	152	84	50	34	35	37	2	1	7	3
	RAIL.	23	19	22	52	61	59	-	-	-	-
	MOTOR CARRIER.	100	49	20	37	40	46	2	1	6	3
	MOTOR CARRIER, ICC	82	32	17	39	45	49	2	1	6	3
	MOTOR CARRIER, NON=ICC	18	17	3	100	100	100	-	-	-	-
	PRIVATE TRUCK.	26	16	7	43	40	44	-	-	1	(Z)
	AIR.	(Z)	(Z)	(Z)	100	100	100	-	-	-	-
	PARCEL DELIVERY.	3	(Z)	(Z)	58	62	83	(Z)	(Z)	(Z)	(Z)
34321	PLUMBING FIXTURE FITTINGS AND TRIM (BRASS GOODES) *	1 289	223	162	11	14	17	6	3	28	29
	RAIL.	31	5	7	49	54	60	(Z)	(Z)	(Z)	(Z)
	MOTOR CARRIER.	820	138	89	10	12	14	4	2	16	9
	MOTOR CARRIER, ICC	788	130	84	11	12	14	4	2	16	9
	MOTOR CARRIER, NON=ICC	32	7	5	29	28	36	-	-	-	-
	PRIVATE TRUCK.	332	69	56	25	28	35	1	1	10	20
	AIR.	3	(Z)	(Z)	72	59	47	-	-	(Z)	(Z)
	WATER.	11	2	5	72	68	75	-	-	-	-
	PARCEL DELIVERY.	74	7	4	35	32	36	(Z)	(Z)	1	(Z)
	OTHER AND UNKNOWN.	17	2	1	36	36	84	-	-	(Z)	(Z)
3433	HEATING EQUIPMENT, EXC. ELECTRICAL	1 831	826	422	17	16	24	72	30	138	58
	RAIL.	60	43	47	32	32	27	-	-	3	4
	MOTOR CARRIER.	1 316	605	337	21	19	29	61	27	99	49
	MOTOR CARRIER, ICC	1 307	600	336	21	19	29	61	27	99	49
	MOTOR CARRIER, NON=ICC	10	5	(Z)	84	93	95	-	-	-	-
	PRIVATE TRUCK.	336	162	33	21	21	21	11	3	35	4
	AIR.	16	1	1	52	51	71	(Z)	(Z)	1	(Z)
	WATER.	-	-	-	100	100	100	-	-	-	-
	PARCEL DELIVERY.	34	4	2	23	30	27	(Z)	(Z)	(Z)	(Z)
	OTHER AND UNKNOWN.	69	10	1	27	24	43	-	-	(Z)	(Z)
34331	OIL BURNERS, RESIDENTIAL AND INDUSTRIAL.	221	85	62	35	40	42	2	2	15	12
	RAIL.	3	1	2	100	100	100	-	-	1	2
	MOTOR CARRIER.	182	78	59	43	44	48	2	2	13	10
	MOTOR CARRIER, ICC	182	78	59	43	44	48	2	2	13	10
	PRIVATE TRUCK.	7	2	1	64	56	69	-	-	-	-
	AIR.	9	1	(Z)	73	67	91	-	-	1	(Z)
	PARCEL DELIVERY.	9	1	(Z)	63	64	76	(Z)	(Z)	(Z)	(Z)
	OTHER AND UNKNOWN.	10	2	-	76	76	-	-	-	-	-
34332	WARM AIR FURNACES.	387	200	87	39	39	34	5	3	15	6
	RAIL.	7	4	4	70	62	65	-	-	-	-
	MOTOR CARRIER.	320	159	72	39	39	38	5	3	15	6
	MOTOR CARRIER, ICC	320	159	72	39	39	38	5	3	15	6
	PRIVATE TRUCK.	56	36	10	50	58	40	(Z)	(Z)	(Z)	(Z)
	AIR.	(Z)	(Z)	(Z)	48	56	50	-	-	-	-
	WATER.	2	(Z)	(Z)	59	76	82	-	-	-	-
	PARCEL DELIVERY.	3	1	(Z)	57	65	100	-	-	-	-
34333	CAST IRON HEATING BOILERS.	210	129	51	28	26	28	39	13	52	14
	RAIL.	3	2	3	100	100	100	-	-	-	-
	MOTOR CARRIER.	163	100	40	27	26	30	31	11	40	12
	MOTOR CARRIER, ICC	163	100	40	27	26	30	31	11	40	12
	PRIVATE TRUCK.	43	27	8	44	42	44	8	2	12	2
	AIR.	(Z)	(Z)	(Z)	100	100	100	-	-	(Z)	(Z)
	PARCEL DELIVERY.	(Z)	(Z)	(Z)	31	28	25	(Z)	(Z)	(Z)	(Z)
	OTHER AND UNKNOWN.	1	(Z)	-	-	-	-	-	-	-	-
34335	STEEL HEATING BOILERS.	107	54	25	36	36	54	5	1	14	2
	MOTOR CARRIER.	76	39	23	34	37	50	3	1	6	1
	MOTOR CARRIER, ICC	68	34	23	35	36	50	3	1	6	1
	MOTOR CARRIER, NON=ICC	8	5	(Z)	100	100	-	-	-	-	-
	PRIVATE TRUCK.	27	12	2	64	59	50	2	(Z)	8	1
	WATER.	-	-	-	100	100	100	-	-	-	-
	OTHER AND UNKNOWN.	4	2	-	43	43	-	-	-	-	-
34336	PARTS FOR NONELECTRIC HEATING EQUIPMENT.	202	49	25	19	33	25	1	(Z)	5	1
	RAIL.	3	2	2	52	53	52	-	-	-	-
	MOTOR CARRIER.	121	27	19	23	32	28	1	(Z)	3	1
	MOTOR CARRIER, ICC	121	27	19	23	32	28	1	(Z)	3	1
	MOTOR CARRIER, NON=ICC	(Z)	(Z)	(Z)	100	100	100	-	-	-	-
	PRIVATE TRUCK.	24	15	3	52	57	47	(Z)	(Z)	1	(Z)
	AIR.	5	(Z)	(Z)	32	37	48	(Z)	(Z)	(Z)	(Z)
	PARCEL DELIVERY.	11	1	(Z)	16	29	27	(Z)	(Z)	(Z)	(Z)
	OTHER AND UNKNOWN.	38	4	(Z)	46	46	69	-	-	(Z)	(Z)
34339	HEATING EQUIPMENT, NEC, EXC. ELECTRIC.	461	165	93	26	30	32	13	3	22	7
	RAIL.	15	16	17	44	50	48	-	-	-	-
	MOTOR CARRIER.	327	102	70	30	34	40	13	3	10	6
	MOTOR CARRIER, ICC	324	102	70	30	35	40	13	3	10	6
	MOTOR CARRIER, NON=ICC	2	(Z)	(Z)	100	100	100	-	-	-	-
	PRIVATE TRUCK.	104	45	4	48	49	40	(Z)	(Z)	12	1

TONS (THOUSANDS) AND TON-MILES (MILLIONS) BY DIVISION OF DESTINATION--CON.

EAST NORTH CENTRAL		WEST NORTH CENTRAL		SOUTH ATLANTIC		EAST SOUTH CENTRAL		WEST SOUTH CENTRAL		MOUNTAIN		PACIFIC		DESTINATION UNKNOWN	TCC CODE AND MOT
TONS	TON-MILES	TONS	TON-MILES	TONS	TON-MILES	TONS	TON-MILES	TONS	TON-MILES	TONS	TON-MILES	TONS	TON-MILES	TONS	
-	-	-	-	-	-	-	-	(Z)	(Z)	-	-	-	-	-	3431
(Z)	(Z)	(Z)	(Z)	(Z)	(Z)	(Z)	(Z)	(Z)	(Z)	(Z)	(Z)	(Z)	(Z)	-	AIR
-	-	-	-	-	-	-	-	-	-	-	-	-	-	-	WATER
-	-	-	-	-	-	-	-	-	-	-	-	-	-	-	P.D.
-	-	-	-	-	-	-	-	-	-	-	-	-	-	4	OT-UK
29	7	8	5	38	25	8	3	25	23	10	14	26	52	7	34311
-	-	3	2	6	4	3	2	20	19	7	9	20	36	-	RAIL
19	5	5	3	25	17	3	1	5	4	2	4	4	7	3	M.C.
19	5	5	3	25	17	3	1	5	4	2	4	4	7	3	ICC
10	2	-	-	7	5	2	1	-	-	1	2	-	-	-	P.T.
-	-	-	-	-	-	-	-	(Z)	(Z)	-	-	-	-	-	AIR
-	-	-	-	-	-	-	-	-	-	-	-	-	-	-	WATER
-	-	-	-	-	-	-	-	-	-	-	-	-	-	2	9
-	-	-	-	-	-	-	-	-	-	-	-	-	-	-	OT-UK
9	3	3	1	9	6	6	2	11	8	6	4	31	21	-	34312
-	-	(Z)	(Z)	1	1	-	-	4	5	1	1	13	16	-	RAIL
6	2	3	1	6	4	3	1	2	2	2	1	18	5	-	M.C.
6	2	3	1	6	4	3	1	2	2	2	1	2	2	-	ICC
-	-	-	-	-	-	-	-	-	-	-	-	-	-	-	N-ICC
2	1	(Z)	(Z)	2	1	3	1	5	1	3	3	(Z)	(Z)	-	P.T.
(Z)	(Z)	(Z)	(Z)	-	-	-	-	(Z)	(Z)	-	-	-	-	-	AIR
-	-	-	-	-	-	-	-	-	-	-	-	-	-	-	P.D.
42	20	11	4	33	19	22	17	29	22	15	13	29	34	8	34321
1	1	(Z)	(Z)	1	(Z)	(Z)	(Z)	2	2	(Z)	1	1	3	-	RAIL
24	9	9	4	15	11	18	14	14	11	14	12	17	17	5	M.C.
23	7	-	-	15	11	18	14	15	11	11	11	14	16	5	ICC
1	2	-	-	(Z)	(Z)	-	-	(Z)	(Z)	3	2	3	1	-	N-ICC
15	10	1	(Z)	16	8	3	3	13	9	(Z)	(Z)	7	7	1	P.T.
(Z)	(Z)	(Z)	(Z)	(Z)	(Z)	-	-	(Z)	(Z)	-	-	(Z)	(Z)	-	AIR
-	-	-	-	-	-	-	-	-	-	-	-	-	-	-	WATER
2	(Z)	(Z)	(Z)	1	1	(Z)	(Z)	(Z)	(Z)	(Z)	(Z)	1	1	(Z)	P.D.
-	-	-	-	-	-	-	-	-	-	(Z)	(Z)	1	1	2	OT-UK
166	64	97	46	114	55	59	22	42	34	39	33	81	80	18	3433
2	1	10	8	8	5	1	(Z)	3	2	4	4	12	23	-	RAIL
116	54	63	32	88	47	50	20	35	30	35	29	50	49	9	M.C.
116	54	63	32	88	47	50	20	35	30	35	29	50	49	4	ICC
(Z)	(Z)	(Z)	(Z)	-	-	-	(Z)	-	-	-	-	(Z)	(Z)	5	N-ICC
46	8	23	5	18	3	8	2	4	1	(Z)	(Z)	18	7	-	P.T.
(Z)	(Z)	(Z)	(Z)	(Z)	(Z)	(Z)	(Z)	(Z)	(Z)	(Z)	(Z)	(Z)	(Z)	-	AIR
-	-	-	-	-	-	-	-	-	-	-	-	-	-	-	WATER
1	1	1	1	(Z)	(Z)	(Z)	(Z)	(Z)	(Z)	(Z)	(Z)	(Z)	(Z)	-	P.D.
1	(Z)	(Z)	(Z)	(Z)	(Z)	(Z)	(Z)	(Z)	(Z)	(Z)	(Z)	(Z)	(Z)	9	OT-UK
10	5	12	5	13	11	4	2	5	3	4	3	17	20	2	34331
-	-	-	-	-	-	-	-	-	-	-	-	-	-	-	RAIL
9	5	12	5	12	11	4	2	4	2	4	3	17	20	-	M.C.
9	5	12	5	12	11	4	2	4	2	4	3	17	20	-	ICC
(Z)	(Z)	1	(Z)	-	-	-	-	1	1	-	-	-	-	-	P.T.
(Z)	(Z)	(Z)	(Z)	(Z)	(Z)	(Z)	(Z)	(Z)	(Z)	(Z)	(Z)	(Z)	(Z)	-	AIR
-	-	-	-	-	-	-	-	-	-	-	-	-	-	-	P.D.
-	-	-	-	-	-	-	-	-	-	-	-	-	-	2	OT-UK
65	13	22	6	31	15	21	11	10	5	9	7	22	19	(Z)	34332
(Z)	(Z)	-	-	(Z)	(Z)	-	-	-	-	1	1	2	3	-	RAIL
41	10	18	5	29	14	19	10	8	5	8	6	17	12	-	M.C.
41	10	18	5	29	14	19	10	8	5	8	6	17	12	-	ICC
23	3	4	1	1	1	2	1	2	(Z)	(Z)	(Z)	3	4	-	P.T.
(Z)	(Z)	-	-	(Z)	(Z)	(Z)	(Z)	-	-	-	-	-	-	-	AIR
1	(Z)	(Z)	(Z)	(Z)	(Z)	(Z)	(Z)	(Z)	(Z)	(Z)	(Z)	(Z)	(Z)	-	P.D.
-	-	-	-	-	-	-	-	-	-	-	-	-	-	(Z)	OT-UK
21	6	2	1	6	2	1	(Z)	(Z)	(Z)	2	3	6	11	(Z)	34333
-	-	-	-	-	-	-	-	-	-	-	-	-	-	-	RAIL
17	4	2	1	5	2	(Z)	(Z)	(Z)	(Z)	2	3	3	6	-	M.C.
17	4	2	1	5	2	(Z)	(Z)	(Z)	(Z)	2	3	3	6	-	ICC
4	2	(Z)	(Z)	1	(Z)	(Z)	(Z)	-	-	-	-	1	2	-	P.T.
(Z)	(Z)	(Z)	(Z)	(Z)	(Z)	(Z)	(Z)	-	-	-	-	-	-	-	AIR
-	-	-	-	-	-	-	-	-	-	-	-	-	-	-	P.D.
-	-	-	-	-	-	-	-	-	-	(Z)	(Z)	(Z)	(Z)	(Z)	OT-UK
1	(Z)	3	2	12	9	2	1	4	4	-	-	2	5	11	34335
1	(Z)	1	1	12	9	2	1	4	4	-	-	2	5	8	M.C.
1	(Z)	1	1	12	9	2	1	4	4	-	-	2	5	3	ICC
-	-	-	-	-	-	(Z)	(Z)	-	-	-	-	-	-	-	N-ICC
(Z)	(Z)	2	1	(Z)	(Z)	(Z)	(Z)	(Z)	(Z)	-	-	-	-	-	P.T.
-	-	-	-	-	-	-	-	-	-	-	-	-	-	-	WATER
-	-	-	-	-	-	-	-	-	-	-	-	-	-	2	OT-UK
22	11	9	6	2	1	(Z)	(Z)	4	4	1	1	2	1	4	34336
-	-	2	2	(Z)	(Z)	-	-	-	-	(Z)	(Z)	-	-	-	RAIL
12	9	5	3	2	1	(Z)	(Z)	3	3	1	1	1	(Z)	-	M.C.
12	9	5	3	2	1	(Z)	(Z)	3	3	1	1	1	(Z)	-	ICC
-	-	(Z)	(Z)	-	-	-	-	-	-	-	-	-	-	-	N-ICC
10	1	2	1	(Z)	(Z)	(Z)	(Z)	(Z)	(Z)	(Z)	(Z)	1	(Z)	-	P.T.
(Z)	(Z)	(Z)	(Z)	(Z)	(Z)	(Z)	(Z)	(Z)	(Z)	(Z)	(Z)	(Z)	(Z)	-	AIR
(Z)	(Z)	(Z)	(Z)	(Z)	(Z)	(Z)	(Z)	(Z)	(Z)	(Z)	(Z)	(Z)	(Z)	-	P.D.
(Z)	(Z)	-	-	(Z)	(Z)	(Z)	(Z)	-	-	(Z)	(Z)	(Z)	(Z)	4	OT-UK
24	16	29	14	11	4	8	3	13	15	23	19	22	11	(Z)	34339
(Z)	(Z)	4	4	4	1	1	(Z)	1	1	2	2	3	8	-	RAIL
16	15	12	8	7	2	7	3	12	14	21	17	6	3	-	M.C.
15	15	11	8	7	2	7	3	12	14	21	17	6	3	-	ICC
(Z)	(Z)	(Z)	(Z)	-	-	-	-	-	-	-	-	(Z)	(Z)	-	N-ICC
7	1	12	1	(Z)	(Z)	(Z)	(Z)	1	(Z)	-	-	12	1	-	P.T.

TABLE 2. SHIPMENTS BY MANUFACTURING ESTABLISHMENTS--COMMODITIES AND MEANS OF TRANSPORT BY DESTINATION: 1977--CON.

TCC CODE	COMMODITY AND MEANS OF TRANSPORT	ALL SHIPMENTS						TONS (THOUSANDS) AND TON-MILES (MILLIONS) BY DIVISION OF DESTINATION				
		VALUE (MILLION DOLLARS) (A)	TONS (THOU- SANDS) (B)	TON- MILES (MIL- LIONS) (C)	STANDARD ERROR (PERCENT) FOR COLUMNS--			NEW ENGLAND		MIDDLE ATLANTIC		
					(A)	(B)	(C)	TONS	TON- MILES	TONS	TON- MILES	
34339	HEATING EQUIPMENT, NEC, EXC. ELECTRIC.				(Z)	61	53	48	-	-	(Z)	(Z)
	AIR.	3	(Z)	(Z)	1	49	59	49	(Z)	(Z)	(Z)	(Z)
	PARCEL DELIVERY.	8	1	1	(Z)	33	47	65	-	-	(Z)	(Z)
	OTHER AND UNKNOWN.	5	1	(Z)								
344	FABRICATED STRUCTURAL METAL PRODUCTS	23 031	19 457	6 066	9	10	15	791	278	1 708	386	
	RAIL	2 489	2 035	1 078	26	33	38	20	11	100	64	
	MOTOR CARRIER.	9 610	7 790	3 477	9	11	11	464	225	684	191	
	MOTOR CARRIER, ICC	9 172	7 183	3 417	9	9	11	462	224	676	189	
	MOTOR CARRIER, NON=ICC	438	607	60	37	46	29	2	(Z)	8	2	
	PRIVATE TRUCK.	9 580	9 094	1 429	12	13	19	301	37	908	122	
	AIR.	45	6	6	37	30	33	(Z)	(Z)	1	(Z)	
	WATER.	228	109	69	38	54	34	4	5	15	8	
	PARCEL DELIVERY.	148	9	5	59	31	34	(Z)	(Z)	1	(Z)	
	OTHER AND UNKNOWN.	932	414	2	14	15	45	1	(Z)	(Z)	(Z)	
3441	FABRICATED STRUCTURAL METAL PRODUCTS	5 796	6 174	1 541	12	17	23	181	32	350	90	
	RAIL	921	1 373	597	35	43	40	19	10	59	40	
	MOTOR CARRIER.	2 005	1 581	628	21	17	24	29	14	198	43	
	MOTOR CARRIER, ICC	1 993	1 574	627	21	17	24	28	14	195	43	
	MOTOR CARRIER, NON=ICC	12	7	1	61	56	87	1	(Z)	4	1	
	PRIVATE TRUCK.	2 697	3 166	300	14	20	26	133	8	90	7	
	AIR.	12	1	1	66	60	46	(Z)	(Z)	(Z)	(Z)	
	WATER.	42	17	14	57	35	44	-	-	3	(Z)	
	PARCEL DELIVERY.	24	1	1	96	71	81	(Z)	(Z)	(Z)	(Z)	
	OTHER AND UNKNOWN.	96	35	(Z)	43	47	100	-	-	-	-	
34411	FABRICATED STRUCTURAL IRON AND STEEL PRODUCTS.	5 670	6 140	1 527	12	17	24	179	32	342	89	
	RAIL	882	1 372	596	34	43	40	19	10	59	40	
	MOTOR CARRIER.	1 962	1 562	619	21	17	25	28	14	195	43	
	MOTOR CARRIER, ICC	1 950	1 555	618	21	17	25	27	14	192	42	
	MOTOR CARRIER, NON=ICC	12	7	1	63	57	87	1	(Z)	4	1	
	PRIVATE TRUCK.	2 660	3 151	296	14	20	26	133	8	95	7	
	AIR.	12	1	1	66	60	46	(Z)	(Z)	(Z)	(Z)	
	WATER.	42	17	14	57	35	44	-	-	3	(Z)	
	PARCEL DELIVERY.	19	1	1	95	70	81	(Z)	(Z)	(Z)	(Z)	
	OTHER AND UNKNOWN.	92	34	(Z)	45	48	100	-	-	-	-	
34412	FABRICATED STRUCTURAL NONFERROUS METAL PRODUCTS.	126	35	15	35	29	48	1	(Z)	8	1	
	RAIL	39	1	2	100	100	100	-	-	-	-	
	MOTOR CARRIER.	43	18	9	54	38	59	1	(Z)	3	1	
	MOTOR CARRIER, ICC	43	18	9	53	38	59	1	(Z)	3	1	
	MOTOR CARRIER, NON=ICC	(Z)	(Z)	(Z)	100	100	100	-	-	-	-	
	PRIVATE TRUCK.	36	15	4	53	51	75	-	-	5	(Z)	
	PARCEL DELIVERY.	5	(Z)	(Z)	97	82	74	-	-	(Z)	(Z)	
	OTHER AND UNKNOWN.	4	1	-	-	-	-	-	-	-	-	
3442	METAL DOORS, SASH, FRAMES, MOLDING, AND TRIM	2 982	1 550	555	14	16	18	47	14	148	34	
	RAIL	28	14	10	97	98	97	-	-	(Z)	(Z)	
	MOTOR CARRIER.	1 291	681	368	19	18	21	25	12	76	20	
	MOTOR CARRIER, ICC	1 239	644	358	19	17	21	25	12	76	20	
	MOTOR CARRIER, NON=ICC	52	37	10	42	51	53	-	-	-	-	
	PRIVATE TRUCK.	1 522	816	172	20	21	25	21	2	72	14	
	AIR.	4	1	2	43	37	50	(Z)	(Z)	(Z)	(Z)	
	WATER.	2	1	(Z)	100	100	100	-	-	-	-	
	PARCEL DELIVERY.	33	3	1	34	26	26	(Z)	(Z)	(Z)	(Z)	
	OTHER AND UNKNOWN.	102	34	(Z)	45	51	100	-	-	-	-	
34421	METAL DOORS AND DOOR FRAMES.	1 250	785	320	22	24	30	36	7	77	17	
	RAIL	(Z)	(Z)	(Z)	100	100	100	-	-	(Z)	(Z)	
	MOTOR CARRIER.	632	407	241	22	23	29	16	6	61	13	
	MOTOR CARRIER, ICC	601	384	233	22	23	30	16	6	61	13	
	MOTOR CARRIER, NON=ICC	31	23	9	47	52	53	-	-	-	-	
	PRIVATE TRUCK.	555	358	77	28	30	43	20	2	16	4	
	AIR.	2	1	2	58	60	76	(Z)	(Z)	-	-	
	WATER.	1	(Z)	(Z)	100	100	100	-	-	-	-	
	PARCEL DELIVERY.	7	1	(Z)	75	50	36	(Z)	(Z)	(Z)	(Z)	
	OTHER AND UNKNOWN.	52	18	(Z)	42	42	93	-	-	-	-	
34422	METAL WINDOW FRAMES AND SASH	892	365	111	26	28	22	2	4	31	7	
	MOTOR CARRIER.	307	74	52	57	55	59	2	4	5	2	
	MOTOR CARRIER, ICC	307	74	52	57	55	59	2	4	5	2	
	MOTOR CARRIER, NON=ICC	(Z)	(Z)	(Z)	100	100	100	-	-	-	-	
	PRIVATE TRUCK.	568	286	58	30	32	26	(Z)	(Z)	27	5	
	AIR.	1	(Z)	(Z)	73	67	71	-	-	(Z)	(Z)	
	WATER.	1	(Z)	(Z)	75	50	36	(Z)	(Z)	(Z)	(Z)	
	PARCEL DELIVERY.	4	(Z)	(Z)	36	46	55	(Z)	(Z)	(Z)	(Z)	
	OTHER AND UNKNOWN.	12	4	(Z)	97	99	100	-	-	-	-	
34423	METAL MOLDING, TRIM, AND STORE FRONTS.	100	49	20	20	23	21	6	2	6	2	
	RAIL	1	(Z)	(Z)	100	100	100	-	-	-	-	
	MOTOR CARRIER.	75	33	18	22	32	24	6	2	3	1	
	MOTOR CARRIER, ICC	73	31	18	23	34	24	6	2	3	1	
	MOTOR CARRIER, NON=ICC	2	1	(Z)	57	74	77	-	-	-	-	
	PRIVATE TRUCK.	13	13	2	25	52	28	(Z)	(Z)	3	1	
	AIR.	(Z)	(Z)	(Z)	75	92	96	-	-	(Z)	(Z)	
	WATER.	2	(Z)	(Z)	33	35	39	(Z)	(Z)	-	-	
	PARCEL DELIVERY.	9	3	-	91	91	-	-	-	-	-	
	OTHER AND UNKNOWN.											
34425	METAL DOOR AND WINDOW SCREENS.	739	350	103	23	23	29	2	1	34	8	
	RAIL	27	13	9	100	100	100	-	-	-	-	
	MOTOR CARRIER.	277	167	57	44	38	44	1	(Z)	7	3	
	MOTOR CARRIER, ICC	257	155	56	44	39	44	1	(Z)	7	3	
	MOTOR CARRIER, NON=ICC	19	13	1	62	75	85	-	-	-	-	
	PRIVATE TRUCK.	385	160	35	30	33	39	1	(Z)	27	5	
	AIR.	1	(Z)	(Z)	83	80	79	-	-	(Z)	(Z)	
	WATER.	(Z)	(Z)	(Z)	-	-	-	-	-	-	-	
	PARCEL DELIVERY.	20	1	1	55	51	48	(Z)	(Z)	(Z)	(Z)	



TONS (THOUSANDS) AND TON-MILES (MILLIONS) BY DIVISION OF ORIGIN--CON.

EAST NORTH CENTRAL		WEST NORTH CENTRAL		SOUTH ATLANTIC		EAST SOUTH CENTRAL		WEST SOUTH CENTRAL		MOUNTAIN		PACIFIC		DESTINATION UNKNOWN	TCC CODE AND MOT					
TONS	TON-MILES	TONS	TON-MILES	TONS	TON-MILES	TONS	TON-MILES	TONS	TON-MILES	TONS	TON-MILES	TONS	TON-MILES	TONS						
(Z)	(Z)	-	-	(Z)	(Z)	(Z)	(Z)	(Z)	(Z)	-	-	(Z)	(Z)	-	34339					
(Z)	(Z)	1	1	(Z)	(Z)	(Z)	(Z)	(Z)	(Z)	(Z)	(Z)	(Z)	(Z)	-	AIR					
(Z)	(Z)	(Z)	(Z)	-	-	-	-	-	-	(Z)	(Z)	(Z)	(Z)	(Z)	P.D.					
4	32	2	387	3	94	1	229	3	360	799	573	1	658	400	344					
376	152	305	208	581	171	228	109	275	187	86	102	40	73	24	RAIL					
1	478	493	970	433	1	068	496	293	1	342	539	531	386	9	M.C.					
1	419	483	914	424	1	045	490	288	1	203	530	530	385	9	ICC					
58	11	56	9	23	6	4	1	139	9	1	1	316	20	-	N-ICC					
2	168	235	1	110	164	1	423	279	693	159	240	183	85	631	107	P.T.				
(Z)	(Z)	1	(Z)	(Z)	(Z)	(Z)	(Z)	(Z)	(Z)	1	1	(Z)	(Z)	2	4	(Z)	AIR			
8	8	-	-	15	16	4	1	56	16	-	-	6	14	-	-	(Z)	WATER			
2	1	1	(Z)	3	1	(Z)	(Z)	1	1	(Z)	(Z)	1	1	(Z)	1	(Z)	P.D.			
(Z)	(Z)	(Z)	(Z)	3	1	12	(Z)	6	(Z)	(Z)	(Z)	25	1	366	1	(Z)	OT-UK			
1	443	274	1	091	305	1	391	318	525	158	869	207	54	40	233	118	38	3441		
308	117	232	152	476	110	153	78	111	78	111	64	4	6	11	20	-	-	RAIL		
404	126	303	131	243	100	72	32	198	77	44	30	86	74	4	M.C.	4	M.C.			
404	126	303	131	243	100	71	31	198	77	44	30	86	74	4	ICC	4	ICC			
(Z)	(Z)	-	-	-	-	(Z)	(Z)	-	-	-	-	2	(Z)	-	-	(Z)	-	N-ICC		
731	31	556	21	660	94	300	48	557	65	5	4	134	22	-	-	(Z)	-	P.T.		
(Z)	(Z)	-	-	(Z)	(Z)	(Z)	(Z)	(Z)	(Z)	(Z)	(Z)	1	(Z)	1	(Z)	(Z)	(Z)	-	AIR	
(Z)	(Z)	-	-	12	13	-	-	2	(Z)	-	-	1	1	-	-	(Z)	-	-	WATER	
(Z)	(Z)	(Z)	(Z)	1	(Z)	(Z)	(Z)	(Z)	(Z)	-	-	(Z)	(Z)	1	(Z)	(Z)	-	-	P.O.	
-	-	-	-	-	-	-	-	1	(Z)	-	-	-	-	-	-	-	-	-	OT-UK	
1	437	270	1	091	305	1	385	315	521	157	861	203	52	38	232	118	38	34411		
308	117	232	152	476	110	153	78	109	78	109	63	4	6	11	20	-	-	RAIL		
398	122	303	131	238	98	70	31	198	77	42	27	86	74	4	M.C.	4	M.C.			
398	122	303	131	238	98	70	31	198	77	42	27	86	74	4	ICC	4	ICC			
(Z)	(Z)	-	-	-	-	(Z)	(Z)	-	-	-	-	2	(Z)	-	-	(Z)	-	-	N-ICC	
730	31	556	21	659	94	298	47	551	62	5	4	134	22	-	-	(Z)	-	P.T.		
(Z)	(Z)	-	-	(Z)	(Z)	(Z)	(Z)	(Z)	(Z)	(Z)	(Z)	1	(Z)	1	(Z)	(Z)	(Z)	-	AIR	
(Z)	(Z)	-	-	12	13	-	-	2	(Z)	-	-	1	1	-	-	(Z)	-	-	WATER	
(Z)	(Z)	(Z)	(Z)	1	(Z)	(Z)	(Z)	(Z)	(Z)	-	-	(Z)	(Z)	1	(Z)	(Z)	-	-	P.O.	
-	-	-	-	-	-	-	-	1	(Z)	-	-	-	-	-	-	-	-	-	OT-UK	
6	4	(Z)	(Z)	6	2	4	1	7	4	2	2	(Z)	(Z)	1	(Z)	(Z)	-	-	34412	
-	-	-	-	-	-	-	-	1	2	-	-	-	-	-	-	-	-	-	RAIL	
6	4	(Z)	(Z)	5	2	1	(Z)	(Z)	(Z)	2	2	(Z)	(Z)	-	-	(Z)	(Z)	-	M.C.	
6	4	(Z)	(Z)	5	2	1	(Z)	(Z)	(Z)	2	2	(Z)	(Z)	-	-	(Z)	(Z)	-	ICC	
-	-	-	-	-	-	-	-	-	-	-	-	(Z)	(Z)	-	-	(Z)	(Z)	-	N-ICC	
(Z)	(Z)	(Z)	(Z)	1	(Z)	2	1	6	2	-	-	(Z)	(Z)	-	-	(Z)	(Z)	-	P.T.	
(Z)	(Z)	(Z)	(Z)	(Z)	(Z)	-	-	-	-	-	-	(Z)	(Z)	-	-	(Z)	(Z)	-	P.D.	
-	-	-	-	-	-	-	-	-	-	-	-	-	-	-	-	-	-	-	OT-UK	
321	104	151	65	296	88	107	33	182	57	34	37	235	122	30	3442					
-	-	13	9	-	-	-	-	(Z)	(Z)	-	-	-	-	-	-	RAIL				
197	79	98	42	78	43	24	15	36	31	21	25	126	102	-	-	M.C.				
177	72	84	40	76	43	24	14	35	30	21	25	126	102	-	-	ICC				
20	7	14	2	2	(Z)	1	(Z)	1	(Z)	-	-	(Z)	(Z)	-	-	(Z)	(Z)	-	N-ICC	
123	25	39	14	217	44	82	18	145	26	13	11	103	17	(Z)	17	(Z)	-	P.T.		
(Z)	(Z)	(Z)	(Z)	(Z)	(Z)	-	-	(Z)	(Z)	(Z)	(Z)	1	2	-	-	(Z)	(Z)	-	AIR	
-	-	-	-	(Z)	(Z)	-	-	-	-	-	-	(Z)	(Z)	-	-	(Z)	(Z)	-	WATER	
(Z)	(Z)	(Z)	(Z)	(Z)	(Z)	(Z)	(Z)	(Z)	(Z)	(Z)	(Z)	1	1	(Z)	1	(Z)	(Z)	-	P.O.	
-	-	-	-	-	-	-	-	-	-	-	-	-	-	-	-	-	-	-	OT-UK	
209	62	53	30	138	50	59	17	76	28	16	22	102	87	18	34421					
-	-	-	-	-	-	-	-	-	-	-	-	-	-	-	-	RAIL				
135	52	31	20	52	24	17	9	24	19	12	19	58	79	-	-	M.C.				
116	45	30	19	50	24	16	9	24	19	12	19	58	79	-	-	ICC				
19	7	2	1	2	(Z)	1	(Z)	2	1	-	-	(Z)	(Z)	-	-	(Z)	(Z)	-	N-ICC	
74	10	22	10	85	25	43	8	52	9	4	3	43	6	-	-	(Z)	(Z)	-	P.T.	
-	-	(Z)	(Z)	-	-	-	-	(Z)	(Z)	(Z)	(Z)	1	2	-	-	(Z)	(Z)	-	AIR	
(Z)	(Z)	(Z)	(Z)	(Z)	(Z)	(Z)	(Z)	(Z)	(Z)	(Z)	(Z)	1	(Z)	1	(Z)	(Z)	(Z)	-	WATER	
-	-	-	-	-	-	-	-	-	-	-	-	(Z)	(Z)	1	(Z)	(Z)	(Z)	-	P.O.	
-	-	-	-	-	-	-	-	-	-	-	-	-	-	-	-	-	-	-	OT-UK	
50	22	8	7	88	22	37	12	70	17	8	7	71	13	(Z)	13	(Z)	-	-	34422	
37	18	5	6	8	11	2	4	3	3	1	(Z)	12	4	-	-	(Z)	(Z)	-	M.C.	
37	18	5	6	8	11	2	4	3	3	1	(Z)	12	4	-	-	(Z)	(Z)	-	ICC	
-	-	-	-	-	-	-	-	-	-	-	-	(Z)	(Z)	-	-	(Z)	(Z)	-	N-ICC	
12	3	3	1	80	11	35	8	67	14	7	6	54	9	(Z)	9	(Z)	-	-	P.T.	
(Z)	(Z)	(Z)	(Z)	(Z)	(Z)	(Z)	(Z)	(Z)	(Z)	(Z)	(Z)	(Z)	(Z)	(Z)	(Z)	(Z)	(Z)	-	-	AIR
(Z)	(Z)	(Z)	(Z)	(Z)	(Z)	(Z)	(Z)	(Z)	(Z)	(Z)	(Z)	-	-	-	-	(Z)	(Z)	-	-	P.D.
-	-	-	-	-	-	-	-	-	-	-	-	4	(Z)	(Z)	(Z)	(Z)	(Z)	-	-	OT-UK
8	2	3	2	4	2	4	2	11	3	1	1	2	5	3	34423					
-	-	-	-	-	-	-	-	(Z)	(Z)	-	-	-	-	-	-	RAIL				
7	2	3	2	3	2	4	1	3	2	1	1	2	5	-	-	M.C.				
6	2	3	2	3	2	4	1	2	1	1	1	2	5	-	-	ICC				
1	(Z)	-	-	-	-	-	-	(Z)	(Z)	-	-	-	-	-	-	(Z)	(Z)	-	N-ICC	
1	(Z)	(Z)	(Z)	1	(Z)	(Z)	(Z)	8	1	-	-	-	-	-	-	(Z)	(Z)	-	P.T.	
(Z)	(Z)	(Z)	(Z)	(Z)	(Z)	(Z)	(Z)	(Z)	(Z)	(Z)	(Z)	-	-	-	-	(Z)	(Z)	-	AIR	
(Z)	(Z)	(Z)	(Z)	(Z)	(Z)	(Z)	(Z)	(Z)	(Z)	(Z)	(Z)	-	-	-	-	(Z)	(Z)	-	P.O.	
-	-	-	-	-	-	-	-	-	-	-	-	-	-	-	-	-	-	-	OT-UK	
54	18	87	26	67	14	6	2	24	9	9	7	60	17	8	34425					
-	-	13	9	-	-	-	-	-	-	-	-	-	-	-	-	RAIL				
17	6	59	14	15	7	1	(Z)	7	6	7	5	53	15	-	-	M.C.				
17	6	46	13	15	7	1	(Z)	7	6	7	5	53	15	-	-	ICC				
-	-	12	1	-	-	-	-	(Z)	(Z)	-	-	-	-	-	-	(Z)	(Z)	-	N-ICC	
37	12	15	3	51	8	5	1	17	2	2	2	6	2	-	-	(Z)	(Z)	-	P.T.	
-	-	-	-	(Z)	(Z)	-	-	(Z)	(Z)	(Z)	(Z)	(Z)	(Z)	-	-	(Z)	(Z)	-	AIR	
(Z)	(Z)	(																		

TABLE 2. SHIPMENTS BY MANUFACTURING ESTABLISHMENTS--COMMODITIES AND MEANS OF TRANSPORT BY DESTINATION: 1977--CON.

TCC CODE	COMMODITY AND MEANS OF TRANSPORT	ALL SHIPMENTS						TONS (THOUSANDS) AND TON-MILES (MILLIONS) BY DIVISION OF DESTINATION				
		VALUE (MILLION DOLLARS) (A)	TONS (THOU- SANDS) (B)	TON- MILES (MIL- LIONS) (C)	STANDARD ERROR (PERCENT) FOR COLUMNS--			NEW ENGLAND		MIDDLE ATLANTIC		
					(A)	(B)	(C)	TONS	TON- MILES	TONS	TON- MILES	
34425	METAL DOOR AND WINDOW SCREENS. . . . . OTHER AND UNKNOWN. . . . .	29	8	-	57	57	-	-	-	-	-	-
3443	FABRICATED PLATE PRODUCTS (BOILER SHOPS) . . . . . RAIL . . . . . MOTOR CARRIER. . . . . MOTOR CARRIER, ICC . . . . . MOTOR CARRIER, NON-ICC . . . . . PRIVATE TRUCK. . . . . AIR. . . . . WATER. . . . . PARCEL DELIVERY. . . . . OTHER AND UNKNOWN. . . . .	5 922 1 351 2 329 2 258 71 1 679 17 172 47 327	3 074 515 1 055 1 025 30 1 299 2 83 2 120	1 267 331 507 494 13 386 1 42 1 (2)	14 21 17 18 34 29 45 42 12 23	24 9 32 34 39 44 44 68 33 19	22 10 23 24 50 47 39 55 19 78	28 4 13 12 1 6 (2) 4 (2) 1	19 2 7 7 (2) 5 (2) 5 (2) (2)	169 35 70 68 2 54 1 9 (2) (2)	101 21 34 33 1 38 (2) 8 (2) (2)	
34431	HEAT EXCHANGERS AND STEAM CONDENSERS . . . . . RAIL . . . . . MOTOR CARRIER. . . . . MOTOR CARRIER, ICC . . . . . MOTOR CARRIER, NON-ICC . . . . . PRIVATE TRUCK. . . . . AIR. . . . . PARCEL DELIVERY. . . . . OTHER AND UNKNOWN. . . . .	1 147 213 621 606 15 269 1 1 43	382 72 208 200 7 94 (2) (2) 7	175 53 110 109 1 11 (2) (2) (2)	30 29 36 37 99 59 51 38 15	36 21 43 48 99 66 60 42 30	34 21 21 22 99 52 78 42 90	2 - 2 2 - (2) (2) (2) -	2 - 2 2 - (2) (2) (2) -	23 13 8 8 - 1 (2) (2) -	16 5 11 11 - (2) (2) (2) -	
34432	FABR. STEEL PLATE FOR PIPE, PENSTOCKS, LININGS, ETC. . . . . RAIL . . . . . MOTOR CARRIER. . . . . MOTOR CARRIER, ICC . . . . . MOTOR CARRIER, NON-ICC . . . . . PRIVATE TRUCK. . . . . WATER. . . . . OTHER AND UNKNOWN. . . . .	410 157 72 68 4 13 9 159	170 28 30 29 1 10 17 86	47 24 16 16 (2) (2) 8 - - -	51 96 73 82 100 23 55 42	32 27 81 76 100 38 54 42	41 59 76 76 100 38 22 -	(2) - (2) (2) - - - -	(2) - (2) (2) - - - -	10 6 (2) (2) - - 3 -	14 12 (2) (2) - - 3 -	
34433	STEEL POWER BOILERS, PARTS, AND ATTACHMENTS. . . . . RAIL . . . . . MOTOR CARRIER. . . . . MOTOR CARRIER, ICC . . . . . MOTOR CARRIER, NON-ICC . . . . . PRIVATE TRUCK. . . . . AIR. . . . . PARCEL DELIVERY. . . . . OTHER AND UNKNOWN. . . . .	1 048 620 283 279 5 114 5 23 3	379 274 89 87 2 14 (2) (2) (2)	232 183 44 42 1 5 (2) (2) (2)	8 11 8 10 100 8 26 19 90	9 11 11 10 100 48 24 54 100	10 11 11 10 100 48 24 19 100	6 4 1 1 - 1 (2) (2) -	3 2 1 1 - (2) (2) (2) -	32 15 14 13 2 3 (2) (2) (2)	11 4 6 5 1 2 (2) (2) (2)	
34434	GAS CYLINDERS (PRESSURE TANKS) . . . . . RAIL . . . . . MOTOR CARRIER. . . . . MOTOR CARRIER, ICC . . . . . MOTOR CARRIER, NON-ICC . . . . . PRIVATE TRUCK. . . . . AIR. . . . . WATER. . . . . PARCEL DELIVERY. . . . . OTHER AND UNKNOWN. . . . .	888 10 550 542 8 305 1 1 7 14	554 7 162 156 6 379 (2) (2) (2) 4	320 8 135 126 8 176 (2) (2) (2) (2)	43 32 42 43 56 76 68 81 44 70	56 35 44 40 79 78 68 99 64 74	56 35 44 40 79 78 68 99 64 74	9 - 7 7 - 1 - - (2) 1	4 - 4 4 - 1 - - (2) (2)	36 - 13 13 - 23 (2) (2) -	27 - 7 7 - 20 (2) (2) -	
34435	METAL TANKS, EXC. PRESSURE TANKS . . . . . RAIL . . . . . MOTOR CARRIER. . . . . MOTOR CARRIER, ICC . . . . . MOTOR CARRIER, NON-ICC . . . . . PRIVATE TRUCK. . . . . AIR. . . . . WATER. . . . . PARCEL DELIVERY. . . . . OTHER AND UNKNOWN. . . . .	1 896 227 609 581 27 829 10 97 16 107	1 305 103 454 445 9 706 1 20 (2) 22	366 47 125 122 3 176 (2) (2) (2) (2)	24 32 34 65 47 37 83 - 19 12	34 37 41 41 64 45 73 - 51 70	34 43 41 41 64 51 73 - 73 100	10 - 1 (2) 1 5 - - 4 -	9 - 1 (2) 1 4 - - 4 -	61 1 27 27 - 27 1 5 (2) (2)	29 1 7 7 - 17 (2) (2) (2)	
34439	FABRICATED PLATE PRODUCTS, NEC . . . . . RAIL . . . . . MOTOR CARRIER. . . . . MOTOR CARRIER, ICC . . . . . MOTOR CARRIER, NON-ICC . . . . . PRIVATE TRUCK. . . . . AIR. . . . . WATER. . . . . PARCEL DELIVERY. . . . .	532 124 194 182 12 149 (2) 65 (2)	285 31 112 107 5 95 (2) 46 (2)	127 15 78 78 (2) 19 (2) (2) (2)	38 43 63 66 80 75 97 99 67	44 53 66 66 80 67 98 97 76	47 53 66 66 80 67 98 97 76	2 - 1 1 - - - 1 (2)	1 - (2) (2) - - - 1 (2)	8 (2) 7 7 - - - - (2) (2)	2 (2) 2 2 - - - - (2) (2)	
3444	SHEET METAL PRODUCTS, EXC. CONTAINERS. . . . . RAIL . . . . . MOTOR CARRIER. . . . . MOTOR CARRIER, ICC . . . . . MOTOR CARRIER, NON-ICC . . . . . PRIVATE TRUCK. . . . . AIR. . . . . WATER. . . . . PARCEL DELIVERY. . . . . OTHER AND UNKNOWN. . . . .	4 731 69 2 245 1 961 284 2 168 7 1 35 206	4 666 74 2 341 1 977 364 2 070 2 1 2 176	1 319 59 975 949 25 281 1 1 1 (2)	29 95 19 19 60 32 37 36 100 30	27 95 23 21 53 31 41 41 100 50	41 95 23 21 53 50 41 41 100 32	271 - 96 96 - 175 (2) - (2) -	46 - 31 31 - 15 (2) - (2) -	722 4 176 176 - 541 (2) - (2) -	92 3 45 45 (2) 43 (2) - (2) -	
34441	SHEET METAL ROOFING, CEILING, SIOING . . . . . RAIL . . . . . MOTOR CARRIER. . . . . MOTOR CARRIER, ICC . . . . . MOTOR CARRIER, NON-ICC . . . . . PRIVATE TRUCK. . . . . AIR. . . . . WATER. . . . . PARCEL DELIVERY. . . . . OTHER AND UNKNOWN. . . . .	739 (2) 461 459 2 231 1 (2) 1 45	805 (2) 482 479 2 286 (2) (2) (2) 37	268 1 231 230 1 36 (2) (2) (2)	17 100 15 15 77 33 70 100 62 30	16 100 12 12 73 23 67 100 54 50	11 100 12 12 98 23 66 100 71 -	9 - 7 7 - 2 (2) - -	4 - 3 3 - 1 (2) - -	67 - 49 49 - 19 - - -	18 - 10 10 - 7 - - -	
34443	SHEET METAL CORNICES, SKYLIGHTS, ROOF VENTILATORS. . . . .	34	15	4	47	39	58	(2)	(2)	(2)	(2)	(2)

TONS (THOUSANDS) AND TON-MILES (MILLIONS) BY DIVISION OF DESTINATION--CON.

EAST NORTH CENTRAL		WEST NORTH CENTRAL		SOUTH ATLANTIC		EAST SOUTH CENTRAL		WEST SOUTH CENTRAL		MOUNTAIN		PACIFIC		DESTINATION UNKNOWN	TCC CODE AND MOT
TONS	TON-MILES	TONS	TON-MILES	TONS	TON-MILES	TONS	TON-MILES	TONS	TON-MILES	TONS	TON-MILES	TONS	TON-MILES	TONS	
-	-	-	-	-	-	-	-	-	-	-	-	-	-	8	34425 OT-UK
650	152	266	152	337	187	205	64	1 031	352	111	122	131	118	145	3443
79	36	70	55	81	35	53	21	120	92	43	59	6	9	24	RAIL
113	47	52	37	127	77	59	17	492	160	41	42	84	86	4	M.C.
106	47	48	31	127	77	59	17	482	158	41	42	78	83	4	ICC
7	(Z)	5	6	(Z)	(Z)	(Z)	(Z)	9	1	-	-	6	3	-	N-ICC
450	61	144	59	125	70	89	24	362	84	27	22	40	22	(Z)	P.T.
(Z)	(Z)	(Z)	(Z)	(Z)	(Z)	(Z)	(Z)	(Z)	(Z)	(Z)	(Z)	(Z)	(Z)	(Z)	AIR
8	8	-	-	3	4	4	1	55	16	(Z)	(Z)	(Z)	(Z)	(Z)	WATER
1	(Z)	(Z)	(Z)	(Z)	(Z)	(Z)	(Z)	(Z)	(Z)	(Z)	(Z)	(Z)	(Z)	(Z)	P.O.
(Z)	(Z)	-	-	(Z)	(Z)	-	-	2	(Z)	(Z)	(Z)	(Z)	(Z)	117	OT-UK
28	14	21	17	14	6	11	5	244	65	21	33	12	16	7	34431
10	4	13	13	6	2	9	4	9	7	9	16	2	3	2	RAIL
15	9	7	3	3	2	2	1	151	52	12	17	8	13	3	M.C.
15	9	7	3	3	2	2	1	144	51	12	17	8	13	-	ICC
(Z)	(Z)	-	-	-	-	-	-	7	1	-	-	(Z)	(Z)	-	N-ICC
3	(Z)	1	(Z)	6	3	(Z)	(Z)	82	7	-	-	2	(Z)	-	P.T.
(Z)	(Z)	(Z)	(Z)	(Z)	(Z)	-	-	(Z)	(Z)	(Z)	(Z)	(Z)	(Z)	-	AIR
(Z)	(Z)	(Z)	(Z)	(Z)	(Z)	(Z)	(Z)	(Z)	(Z)	(Z)	(Z)	(Z)	(Z)	-	P.O.
(Z)	(Z)	-	-	-	-	-	-	2	(Z)	-	-	(Z)	(Z)	5	OT-UK
3	1	8	3	6	7	4	1	35	11	4	5	12	5	89	34432
2	1	6	2	1	1	2	(Z)	8	4	2	2	1	2	(Z)	RAIL
(Z)	(Z)	2	1	1	2	1	(Z)	17	6	2	3	3	3	3	M.C.
(Z)	(Z)	2	1	1	2	1	(Z)	17	6	2	3	3	3	3	ICC
-	-	-	-	-	-	-	-	1	(Z)	-	-	-	-	-	N-ICC
1	(Z)	-	-	-	-	-	-	(Z)	(Z)	-	-	8	(Z)	-	P.T.
-	-	-	-	3	4	-	-	10	1	-	-	-	-	-	WATER
-	-	-	-	-	-	-	-	-	-	-	-	-	-	86	OT-UK
83	31	47	37	55	22	28	10	90	69	34	42	3	6	1	34433
54	24	44	35	37	15	16	5	73	58	31	38	1	1	-	RAIL
24	5	3	2	15	7	12	5	13	11	3	4	2	4	1	M.C.
24	5	3	2	15	7	12	5	13	11	3	4	2	4	1	ICC
5	2	-	-	-	-	-	-	(Z)	(Z)	-	-	-	-	-	N-ICC
(Z)	(Z)	(Z)	(Z)	(Z)	(Z)	(Z)	(Z)	4	(Z)	-	-	-	-	-	P.T.
(Z)	(Z)	(Z)	(Z)	(Z)	(Z)	(Z)	(Z)	(Z)	(Z)	(Z)	(Z)	(Z)	(Z)	(Z)	AIR
(Z)	(Z)	-	-	-	-	-	-	-	-	(Z)	(Z)	(Z)	(Z)	(Z)	P.O.
(Z)	(Z)	-	-	-	-	-	-	-	-	(Z)	(Z)	-	-	(Z)	OT-UK
133	43	126	56	75	71	38	14	74	47	32	29	27	28	3	34434
3	2	(Z)	(Z)	(Z)	(Z)	1	1	3	4	1	1	(Z)	1	-	RAIL
31	21	17	17	40	39	4	2	28	25	9	10	14	9	-	M.C.
31	21	13	11	40	39	4	2	27	24	9	10	13	8	-	ICC
-	-	5	6	(Z)	(Z)	-	-	1	1	-	-	(Z)	1	-	N-ICC
100	20	108	39	35	32	33	12	43	18	23	18	13	18	-	P.T.
-	-	-	-	-	-	-	-	-	-	-	-	(Z)	18	-	AIR
(Z)	(Z)	(Z)	(Z)	(Z)	(Z)	-	-	1	1	-	-	(Z)	(Z)	-	WATER
(Z)	(Z)	-	-	-	-	-	-	-	-	(Z)	(Z)	(Z)	(Z)	-	P.O.
(Z)	(Z)	-	-	-	-	-	-	-	-	-	-	-	-	3	OT-UK
317	43	65	36	159	71	89	25	517	130	20	13	24	10	45	34435
6	2	7	4	27	15	14	5	24	18	(Z)	1	1	1	22	RAIL
31	9	22	12	50	21	25	7	275	57	15	8	6	4	(Z)	M.C.
28	8	22	12	50	21	25	7	274	56	15	8	2	2	(Z)	ICC
3	(Z)	-	-	(Z)	(Z)	-	-	1	(Z)	-	-	4	2	-	N-ICC
272	24	35	20	82	35	45	11	218	56	4	4	17	4	(Z)	P.T.
(Z)	(Z)	(Z)	(Z)	(Z)	(Z)	(Z)	(Z)	(Z)	(Z)	(Z)	(Z)	(Z)	(Z)	(Z)	AIR
7	8	-	-	-	-	4	1	-	-	-	-	-	-	-	WATER
(Z)	(Z)	(Z)	(Z)	(Z)	(Z)	(Z)	(Z)	(Z)	(Z)	(Z)	(Z)	(Z)	(Z)	-	P.O.
(Z)	(Z)	-	-	(Z)	(Z)	-	-	-	-	-	-	-	-	22	OT-UK
86	20	1	1	28	10	36	9	70	30	(Z)	1	53	53	-	34439
6	2	-	-	10	3	11	6	3	1	(Z)	1	1	1	-	RAIL
11	4	1	1	18	7	14	2	8	10	(Z)	(Z)	51	52	-	M.C.
8	4	1	1	18	7	14	2	7	10	(Z)	(Z)	49	52	-	ICC
3	(Z)	-	-	-	-	(Z)	(Z)	(Z)	(Z)	-	-	2	(Z)	-	N-ICC
69	14	(Z)	(Z)	-	-	11	1	15	4	-	-	1	(Z)	-	P.T.
(Z)	(Z)	(Z)	(Z)	(Z)	(Z)	(Z)	(Z)	(Z)	(Z)	-	-	(Z)	(Z)	-	AIR
1	(Z)	-	-	-	-	-	-	45	14	-	-	-	-	-	WATER
(Z)	(Z)	-	-	(Z)	(Z)	(Z)	(Z)	(Z)	(Z)	-	-	-	-	-	P.O.
928	204	625	160	554	185	223	88	235	119	408	272	525	154	175	3444
(Z)	(Z)	8	4	14	11	7	2	17	13	16	13	8	13	-	RAIL
457	146	220	105	357	137	53	23	170	103	375	252	435	131	-	M.C.
450	146	220	105	330	130	52	23	166	103	375	252	111	114	-	ICC
7	(Z)	(Z)	(Z)	27	7	1	1	4	(Z)	-	-	324	17	-	N-ICC
470	57	395	50	181	37	163	63	47	2	17	7	81	7	-	P.T.
(Z)	(Z)	1	(Z)	(Z)	(Z)	(Z)	(Z)	1	(Z)	(Z)	(Z)	(Z)	(Z)	-	AIR
-	-	-	-	-	-	-	-	-	-	-	-	1	2	-	WATER
(Z)	(Z)	(Z)	(Z)	1	(Z)	(Z)	(Z)	(Z)	(Z)	(Z)	(Z)	(Z)	(Z)	-	P.O.
(Z)	(Z)	1	(Z)	(Z)	(Z)	-	-	-	-	(Z)	(Z)	(Z)	(Z)	175	OT-UK
197	48	224	45	105	43	35	17	75	37	16	23	40	34	37	34441
-	-	-	-	-	-	-	-	-	-	-	-	(Z)	1	-	RAIL
158	42	50	30	91	39	33	16	61	36	15	22	17	32	-	M.C.
157	42	50	30	91	39	32	16	61	36	15	22	17	32	-	ICC
1	(Z)	-	-	-	-	1	1	-	-	-	-	-	-	-	N-ICC
39	6	174	15	14	4	1	(Z)	14	(Z)	1	1	23	(Z)	-	P.T.
-	-	-	-	(Z)	(Z)	-	-	(Z)	(Z)	(Z)	(Z)	-	-	-	AIR
(Z)	(Z)	(Z)	(Z)	(Z)	(Z)	-	-	-	-	-	-	(Z)	(Z)	-	WATER
(Z)	(Z)	-	-	-	-	-	-	-	-	-	-	-	-	-	P.O.
(Z)	(Z)	-	-	-	-	-	-	-	-	-	-	-	-	37	OT-UK
2	1	1	1	2	1	(Z)	(Z)	6	(Z)	1	1	2	1	1	34443



TABLE 2. SHIPMENTS BY MANUFACTURING ESTABLISHMENTS--COMMODITIES AND MEANS OF TRANSPORT BY DESTINATION: 1977--CON.

TCC CODE	COMMODITY AND MEANS OF TRANSPORT	ALL SHIPMENTS						TONS (THOUSANDS) AND TON-MILES (MILLIONS) BY DIVISION OF DESTINATION					
		VALUE (MILLION DOLLARS) (A)	TONS (THOU- SANDS) (B)	TON- MILES (MIL- LIONS) (C)	STANDARD ERROR (PERCENT) FOR COLUMNS--			NEW ENGLAND		MIDDLE ATLANTIC			
					(A)	(B)	(C)	TONS	TON- MILES	TONS	TON- MILES		
34443	SHEET METAL CORNICES, SKYLIGHTS, ROOF VENTILATORS. . .												
	MOTOR CARRIER. . . . .	20	6	4	73	63	71	(Z)	(Z)	(Z)	(Z)	(Z)	(Z)
	MOTOR CARRIER, ICC . . . . .	20	6	4	73	63	71	(Z)	(Z)	(Z)	(Z)	(Z)	(Z)
	MOTOR CARRIER, NON-ICC . . . . .	(Z)	(Z)	(Z)	100	100	100	-	-	-	-	-	-
	PRIVATE TRUCK. . . . .	10	7	1	69	69	97	-	-	-	-	-	-
	AIR. . . . .	(Z)	(Z)	(Z)	100	100	100	-	-	-	-	-	-
	OTHER AND UNKNOWN. . . . .	4	1	-	90	90	-	-	-	-	-	-	-
34444	SHEET METAL STOVE PIPE, ELBDWS, DUCTS. . . . .	2 035	2 212	605	46	41	62	250	32	337	30		
	RAIL . . . . .	21	33	23	99	98	99	-	-	2	2		
	MOTOR CARRIER. . . . .	832	1 147	442	41	52	50	77	19	91	14		
	MOTOR CARRIER, ICC . . . . .	633	867	426	33	42	49	77	19	91	14		
	MOTOR CARRIER, NON-ICC . . . . .	200	280	16	84	98	98	-	-	(Z)	(Z)		
	PRIVATE TRUCK. . . . .	1 167	1 025	139	46	44	64	172	14	244	14		
	PARCEL DELIVERY. . . . .	(Z)	(Z)	(Z)	64	54	54	-	-	-	-		
	OTHER AND UNKNOWN. . . . .	14	7	(Z)	92	91	100	-	-	-	-		
34445	SHEET METAL ROOF DRAINAGE EQUIPMENT. . . . .	184	188	35	50	61	82	-	-	(Z)	(Z)		
	MOTOR CARRIER. . . . .	108	79	4	69	78	67	-	-	(Z)	(Z)		
	MOTOR CARRIER, ICC . . . . .	47	28	3	75	68	70	-	-	(Z)	(Z)		
	MOTOR CARRIER, NON-ICC . . . . .	61	51	1	85	92	90	-	-	-	-		
	PRIVATE TRUCK. . . . .	67	104	31	64	75	89	-	-	(Z)	(Z)		
	PARCEL DELIVERY. . . . .	(Z)	(Z)	(Z)	100	100	100	-	-	-	-		
	OTHER AND UNKNOWN. . . . .	9	5	-	32	32	-	-	-	-	-		
34449	SHEET METAL PRODUCTS, NEC. . . . .	1 207	712	230	19	25	22	12	9	41	12		
	RAIL . . . . .	37	30	29	27	27	27	-	-	2	1		
	MOTOR CARRIER. . . . .	586	349	166	21	23	26	12	9	24	10		
	MOTOR CARRIER, ICC . . . . .	564	320	159	22	25	29	12	9	24	10		
	MOTOR CARRIER, NON-ICC . . . . .	21	30	7	69	67	66	-	-	(Z)	(Z)		
	PRIVATE TRUCK. . . . .	443	251	32	33	42	57	(Z)	(Z)	15	1		
	AIR. . . . .	6	1	1	41	43	48	(Z)	(Z)	(Z)	(Z)		
	WATER. . . . .	1	(Z)	2	-	-	-	-	-	-	-		
	PARCEL DELIVERY. . . . .	33	2	1	51	36	37	(Z)	(Z)	(Z)	(Z)		
	OTHER AND UNKNOWN. . . . .	102	79	(Z)	64	88	100	-	-	-	-		
3446	ARCHITECTURAL AND ORNAMENTAL METAL WORK. . . . .	1 106	891	322	15	23	16	22	7	183	25		
	RAIL . . . . .	17	15	23	33	28	29	-	-	(Z)	(Z)		
	MOTOR CARRIER. . . . .	650	657	288	20	28	19	22	7	90	23		
	MOTOR CARRIER, ICC . . . . .	645	543	281	20	26	20	22	7	90	23		
	MOTOR CARRIER, NON-ICC . . . . .	5	114	7	93	99	98	-	-	-	-		
	PRIVATE TRUCK. . . . .	359	199	10	21	32	48	(Z)	(Z)	90	3		
	AIR. . . . .	1	(Z)	(Z)	40	44	46	-	-	-	-		
	WATER. . . . .	3	3	(Z)	100	100	100	-	-	3	(Z)		
	PARCEL DELIVERY. . . . .	5	1	(Z)	50	48	66	(Z)	(Z)	(Z)	(Z)		
	OTHER AND UNKNOWN. . . . .	71	15	(Z)	24	25	78	-	-	(Z)	(Z)		
34461	ORNAMENTAL METAL WORK. . . . .	174	77	35	28	32	26	4	2	20	8		
	MOTOR CARRIER. . . . .	124	71	35	35	34	26	4	2	20	8		
	MOTOR CARRIER, ICC . . . . .	124	71	35	35	34	26	4	2	20	8		
	PRIVATE TRUCK. . . . .	41	5	(Z)	54	43	65	-	-	(Z)	(Z)		
	AIR. . . . .	(Z)	(Z)	(Z)	100	100	100	-	-	-	-		
	PARCEL DELIVERY. . . . .	(Z)	(Z)	(Z)	60	52	73	-	-	(Z)	(Z)		
	OTHER AND UNKNOWN. . . . .	7	(Z)	(Z)	55	50	73	-	-	(Z)	(Z)		
34462	SCAFFOLDING, LADDERS, AND RELATED ARTICLES . . . . .	95	137	17	44	77	54	(Z)	(Z)	1	1		
	RAIL . . . . .	4	1	(Z)	74	95	96	-	-	(Z)	(Z)		
	MOTOR CARRIER. . . . .	66	130	17	58	81	53	(Z)	(Z)	1	1		
	MOTOR CARRIER, ICC . . . . .	61	16	10	63	78	66	(Z)	(Z)	1	1		
	MOTOR CARRIER, NON-ICC . . . . .	5	114	7	100	100	100	-	-	-	-		
	PRIVATE TRUCK. . . . .	12	2	(Z)	58	78	66	(Z)	(Z)	(Z)	(Z)		
	AIR. . . . .	(Z)	(Z)	(Z)	100	100	100	-	-	-	-		
	PARCEL DELIVERY. . . . .	2	(Z)	(Z)	69	69	82	-	-	(Z)	(Z)		
	OTHER AND UNKNOWN. . . . .	12	4	-	-	-	-	-	-	-	-		
34464	STAIRS, STAIRCASES, BALCONIES, FIRE ESCAPES, RAILINGS. . . . .	482	422	126	28	38	37	8	1	85	10		
	MOTOR CARRIER. . . . .	249	286	117	39	43	40	8	1	43	8		
	MOTOR CARRIER, ICC . . . . .	248	285	116	39	43	40	8	1	43	8		
	MOTOR CARRIER, NON-ICC . . . . .	1	1	(Z)	66	64	66	-	-	-	-		
	PRIVATE TRUCK. . . . .	193	126	9	33	43	54	(Z)	(Z)	38	2		
	AIR. . . . .	(Z)	(Z)	(Z)	100	100	100	-	-	-	-		
	WATER. . . . .	3	3	(Z)	100	100	100	-	-	3	(Z)		
	PARCEL DELIVERY. . . . .	(Z)	(Z)	(Z)	30	29	49	(Z)	(Z)	(Z)	(Z)		
	OTHER AND UNKNOWN. . . . .	37	6	(Z)	38	54	89	-	-	-	-		
34469	ARCHITECTURAL METAL WORK, NEC. . . . .	355	254	143	15	13	10	10	3	77	7		
	RAIL . . . . .	13	14	22	29	25	31	-	-	-	-		
	MOTOR CARRIER. . . . .	211	170	120	15	12	13	10	3	26	6		
	MOTOR CARRIER, ICC . . . . .	211	170	120	15	12	13	10	3	26	6		
	PRIVATE TRUCK. . . . .	113	66	1	36	55	57	-	-	51	1		
	AIR. . . . .	1	(Z)	(Z)	52	46	46	-	-	-	-		
	PARCEL DELIVERY. . . . .	3	(Z)	(Z)	69	57	44	(Z)	(Z)	(Z)	(Z)		
	OTHER AND UNKNOWN. . . . .	15	4	(Z)	48	46	100	-	-	-	-		
3449	MISCELLANEOUS METAL WORK . . . . .	2 587	3 703	929	12	13	17	443	179	162	31		
	RAIL . . . . .	17	37	27	46	52	47	-	-	-	-		
	MOTOR CARRIER. . . . .	1 129	1 707	658	18	21	27	434	176	76	25		
	MOTOR CARRIER, ICC . . . . .	1 085	1 648	652	18	20	27	434	176	76	25		
	MOTOR CARRIER, NON-ICC . . . . .	44	59	6	41	55	46	-	-	-	-		
	PRIVATE TRUCK. . . . .	1 190	1 857	231	22	22	22	9	4	85	6		
	AIR. . . . .	4	(Z)	(Z)	89	58	71	(Z)	(Z)	(Z)	(Z)		
	WATER. . . . .	6	5	11	79	80	85	-	-	-	-		
	PARCEL DELIVERY. . . . .	2	1	(Z)	56	74	79	(Z)	(Z)	(Z)	(Z)		
	OTHER AND UNKNOWN. . . . .	239	98	1	21	28	65	-	-	-	-		
34492	PREFABRICATED METAL BUILDINGS AND PARTS. . . . .	1 130	969	434	19	20	24	162	126	43	19		
	RAIL . . . . .	6	6	9	51	49	49	-	-	-	-		

TONS (THOUSANDS) AND TON-MILES (MILLIONS) BY DIVISION OF DESTINATION--CON.

EAST NORTH CENTRAL		WEST NORTH CENTRAL		SOUTH ATLANTIC		EAST SOUTH CENTRAL		WEST SOUTH CENTRAL		MOUNTAIN		PACIFIC		DESTINATION UNKNOWN	TCC CODE AND HOT
TONS	TON-MILES	TONS	TON-MILES	TONS	TON-MILES	TONS	TON-MILES	TONS	TON-MILES	TONS	TON-MILES	TONS	TON-MILES	TONS	
2	1	1	1	2	1	(Z)	(Z)	(Z)	(Z)	-	-	1	1	-	34443
2	1	1	1	2	1	(Z)	(Z)	(Z)	(Z)	-	-	1	1	-	M.C.
-	-	-	-	-	-	-	-	-	-	-	-	(Z)	(Z)	-	ICC
-	-	-	-	-	-	-	-	5	(Z)	1	1	1	(Z)	-	N-ICC
-	-	-	-	-	-	-	-	-	-	-	-	(Z)	(Z)	-	P.T.
-	-	-	-	-	-	-	-	-	-	-	-	-	-	-	AIR
-	-	-	-	-	-	-	-	-	-	-	-	-	-	1	OT-UK
428	96	185	49	188	57	110	39	61	34	346	219	302	48	6	34444
(Z)	(Z)	6	2	9	6	3	1	7	4	1	1	4	6	-	RAIL
108	55	30	20	153	47	8	2	47	29	342	217	290	40	-	M.C.
108	55	30	20	153	47	8	2	43	29	342	217	14	24	-	ICC
-	-	-	-	-	-	-	-	4	(Z)	-	-	276	16	-	N-ICC
319	41	148	26	26	4	99	36	7	1	2	1	8	2	-	P.T.
-	-	(Z)	(Z)	(Z)	(Z)	(Z)	(Z)	(Z)	(Z)	-	-	-	-	-	P.O.
-	-	1	(Z)	(Z)	(Z)	-	-	-	-	-	-	-	-	6	OT-UK
15	2	-	-	19	4	63	26	(Z)	(Z)	2	1	82	2	5	34445
15	2	-	-	(Z)	(Z)	4	1	(Z)	(Z)	(Z)	(Z)	61	1	-	M.C.
11	1	-	-	(Z)	(Z)	4	1	(Z)	(Z)	(Z)	(Z)	13	(Z)	-	ICC
4	(Z)	-	-	-	-	-	-	-	-	-	-	47	1	-	N-ICC
1	(Z)	-	-	19	3	59	25	-	-	2	1	22	1	-	P.T.
-	-	-	-	-	-	-	-	-	-	(Z)	(Z)	(Z)	(Z)	-	P.D.
-	-	-	-	-	-	-	-	-	-	-	-	-	-	5	OT-UK
187	26	49	28	210	67	8	4	85	40	14	15	29	29	79	34449
-	-	2	2	5	4	1	1	10	9	7	7	3	6	-	RAIL
104	22	41	26	91	40	6	3	53	31	6	7	13	19	-	M.C.
102	22	41	26	63	33	6	3	53	31	6	7	13	19	-	ICC
2	(Z)	(Z)	(Z)	27	7	(Z)	(Z)	(Z)	(Z)	-	-	(Z)	(Z)	-	N-ICC
83	4	5	(Z)	114	23	(Z)	(Z)	21	1	1	1	11	2	-	P.T.
(Z)	(Z)	1	(Z)	(Z)	(Z)	(Z)	(Z)	(Z)	(Z)	-	-	(Z)	(Z)	-	AIR
-	-	-	-	-	-	-	-	-	-	-	-	(Z)	2	-	WATER
(Z)	(Z)	(Z)	(Z)	1	(Z)	(Z)	(Z)	(Z)	(Z)	(Z)	(Z)	(Z)	(Z)	-	P.O.
-	-	-	-	(Z)	(Z)	-	-	-	-	-	-	-	-	79	OT-UK
127	40	58	31	134	54	35	12	252	77	17	18	53	58	11	34446
(Z)	(Z)	-	-	3	2	-	-	3	3	4	6	5	11	-	RAIL
111	38	58	31	90	51	27	11	223	72	11	11	25	46	-	M.C.
110	38	58	31	90	51	27	11	111	65	11	11	24	46	-	ICC
(Z)	(Z)	-	-	1	(Z)	-	-	113	7	-	-	1	(Z)	-	N-ICC
15	2	(Z)	(Z)	39	1	6	1	25	1	1	2	22	(Z)	-	P.T.
(Z)	(Z)	-	-	(Z)	(Z)	-	-	(Z)	(Z)	-	-	(Z)	(Z)	-	AIR
-	-	(Z)	(Z)	-	-	-	-	-	-	(Z)	(Z)	-	-	-	WATER
(Z)	(Z)	(Z)	(Z)	(Z)	(Z)	(Z)	(Z)	(Z)	(Z)	(Z)	(Z)	(Z)	(Z)	-	P.D.
(Z)	(Z)	-	-	1	(Z)	2	(Z)	-	-	-	-	-	-	11	OT-UK
15	3	6	2	15	6	8	2	3	2	1	2	4	8	(Z)	34461
15	3	6	2	12	6	8	2	2	2	1	2	4	8	-	M.C.
15	3	6	2	12	6	8	2	2	2	1	2	4	8	-	ICC
1	(Z)	-	-	3	(Z)	-	-	1	(Z)	-	-	-	-	-	P.T.
-	-	-	-	(Z)	(Z)	-	-	-	-	-	-	-	-	-	AIR
(Z)	(Z)	-	-	(Z)	(Z)	-	-	-	-	-	-	-	-	-	P.D.
(Z)	(Z)	-	-	(Z)	(Z)	(Z)	(Z)	-	-	-	-	-	-	(Z)	OT-UK
4	1	1	1	7	3	1	(Z)	116	9	(Z)	(Z)	2	3	4	34462
(Z)	(Z)	-	-	(Z)	(Z)	-	-	(Z)	-	(Z)	-	-	-	-	RAIL
1	1	1	1	7	3	1	(Z)	115	8	(Z)	(Z)	2	3	-	M.C.
1	1	1	1	7	3	1	(Z)	3	1	(Z)	(Z)	1	3	-	ICC
-	-	-	-	-	-	-	-	113	7	-	-	1	(Z)	-	N-ICC
2	(Z)	-	-	(Z)	(Z)	-	-	-	-	-	-	(Z)	(Z)	-	P.T.
(Z)	(Z)	-	-	-	-	-	-	-	-	-	-	-	-	-	AIR
(Z)	(Z)	-	-	(Z)	(Z)	(Z)	(Z)	-	-	-	-	(Z)	(Z)	-	P.D.
-	-	-	-	-	-	-	-	-	-	-	-	-	-	4	OT-UK
82	28	31	21	77	19	16	2	88	26	5	5	27	13	3	34464
71	26	31	21	40	19	7	1	74	25	4	3	8	13	-	M.C.
70	26	31	21	40	18	7	1	74	25	4	3	8	13	-	ICC
(Z)	(Z)	-	-	1	(Z)	-	-	(Z)	(Z)	-	-	-	-	-	N-ICC
12	2	-	-	36	1	6	1	14	1	1	2	19	(Z)	-	P.T.
-	-	-	-	(Z)	(Z)	-	-	-	-	-	-	-	-	-	AIR
(Z)	(Z)	-	-	(Z)	(Z)	-	-	(Z)	(Z)	(Z)	(Z)	-	-	-	WATER
(Z)	(Z)	-	-	1	(Z)	2	(Z)	-	-	-	-	-	-	-	P.O.
-	-	-	-	-	-	-	-	-	-	-	-	-	-	3	OT-UK
25	9	20	7	34	26	11	7	45	41	10	11	20	34	3	34469
-	-	-	-	3	2	-	-	3	3	4	6	5	11	-	RAIL
24	9	20	7	31	24	11	7	32	37	5	5	12	22	-	M.C.
24	9	20	7	31	24	11	7	32	37	5	5	12	22	-	ICC
1	(Z)	(Z)	(Z)	(Z)	(Z)	-	-	11	(Z)	(Z)	(Z)	3	(Z)	-	P.T.
(Z)	(Z)	-	-	(Z)	(Z)	-	-	(Z)	(Z)	-	-	(Z)	(Z)	-	AIR
(Z)	(Z)	(Z)	(Z)	(Z)	(Z)	(Z)	(Z)	(Z)	(Z)	(Z)	(Z)	(Z)	(Z)	-	P.O.
-	-	-	-	-	-	-	-	-	-	-	-	-	-	3	OT-UK
630	108	419	130	584	110	202	42	793	164	130	74	267	90	74	3449
-	-	-	-	(Z)	(Z)	10	6	20	12	4	3	2	5	-	RAIL
245	64	321	117	177	59	70	19	248	97	48	43	86	58	1	M.C.
218	61	302	116	176	59	67	19	244	97	47	42	83	57	1	ICC
26	3	19	(Z)	2	(Z)	4	(Z)	3	(Z)	1	1	4	1	-	N-ICC
385	44	99	13	403	49	121	17	521	56	78	28	155	15	(Z)	P.T.
(Z)	(Z)	(Z)	(Z)	(Z)	(Z)	-	-	(Z)	(Z)	(Z)	(Z)	(Z)	(Z)	-	AIR
-	-	-	-	-	-	-	-	-	-	-	-	5	11	-	WATER
(Z)	(Z)	(Z)	(Z)	(Z)	(Z)	(Z)	(Z)	(Z)	(Z)	(Z)	(Z)	(Z)	(Z)	-	P.D.
-	-	-	-	3	1	(Z)	(Z)	4	(Z)	-	-	18	(Z)	72	OT-UK
105	29	87	28	142	34	42	14	168	37	74	67	107	80	38	34492
-	-	-	-	(Z)	(Z)	-	-	-	-	4	3	2	5	-	RAIL

TABLE 2. SHIPMENTS BY MANUFACTURING ESTABLISHMENTS--COMMOITIES AND MEANS OF TRANSPORT BY DESTINATION: 1977--CON.

TCC CODE	COMMOITY AND MEANS OF TRANSPORT	ALL SHIPMENTS						TONS (THOUSANDS) AND TON-MILES (MILLIONS) BY DIVISION OF DESTINATION					
		VALUE (MILLION DOLLARS) (A)	TONS (THOU- SANDS) (B)	TON- MILES (MIL- LIONS) (C)	STANDARD ERROR (PERCENT) FOR COLUMNS--			NEW ENGLAND		MIDDLE ATLANTIC			
					(A)	(B)	(C)	TONS	TON- MILES	TONS	TON- MILES		
34492	PREFABRICATED METAL BUILDINGS AND PARTS . . . . .												
	MOTOR CARRIER . . . . .	495	581	332	23	26	30	162	125	40	17		
	MOTOR CARRIER, ICC . . . . .	475	571	330	24	26	31	162	125	40	17		
	MOTOR CARRIER, NON-ICC . . . . .	19	10	2	56	56	65	-	-	-	-		
	PRIVATE TRUCK . . . . .	485	336	82	30	28	38	1	1	3	1		
	AIR . . . . .	4	(2)	(2)	95	80	84	(2)	(2)	-	-		
	WATER . . . . .	6	5	11	79	80	85	-	-	-	-		
	PARCEL DELIVERY . . . . .	(2)	(2)	(2)	63	44	56	(2)	(2)	(2)	(2)		
	OTHER AND UNKNOWN . . . . .	133	41	(2)	48	45	54	-	-	-	-		
34499	METAL CONSTRUCTION MATERIALS, NEC. . . . .	1 458	2 735	495	19	17	16	280	53	118	12		
	RAIL . . . . .	10	31	18	71	70	70	-	-	-	-		
	MOTOR CARRIER . . . . .	634	1 126	326	21	26	30	272	50	36	7		
	MOTOR CARRIER, ICC . . . . .	610	1 077	322	20	24	29	272	50	36	7		
	MOTOR CARRIER, NON-ICC . . . . .	24	49	4	66	67	65	-	-	-	-		
	PRIVATE TRUCK . . . . .	705	1 521	149	31	25	22	8	3	83	5		
	AIR . . . . .	(2)	(2)	(2)	55	63	78	-	-	(2)	(2)		
	WATER . . . . .	6	1	(2)	88	91	96	-	-	1	1		
	PARCEL DELIVERY . . . . .	2	(2)	(2)	67	88	91	(2)	(2)	(2)	(2)		
	OTHER AND UNKNOWN . . . . .	106	57	1	25	33	67	-	-	-	-		
3452	BOLTS, NUTS, SCREWS, RIVETS, AND WASHERS * . . . . .	3 060	1 225	411	13	21	13	38	18	179	45		
	RAIL . . . . .	11	3	4	30	43	55	-	-	(2)	(2)		
	MOTOR CARRIER . . . . .	2 277	1 061	376	14	23	13	36	16	163	42		
	MOTOR CARRIER, ICC . . . . .	2 261	1 055	376	14	23	13	36	16	163	42		
	MOTOR CARRIER, NON-ICC . . . . .	16	6	1	63	74	69	-	-	(2)	(2)		
	PRIVATE TRUCK . . . . .	259	118	10	25	28	25	1	1	9	1		
	AIR . . . . .	154	12	8	53	40	38	(2)	1	1	1		
	WATER . . . . .	6	1	(2)	88	91	96	-	-	1	(2)		
	PARCEL DELIVERY . . . . .	293	19	11	36	25	33	1	1	4	1		
	OTHER AND UNKNOWN . . . . .	60	11	1	22	23	38	(2)	(2)	1	1		
34521	BOLTS, NUTS, SCREWS, RIVETS, AND WASHERS . . . . .	2 644	1 079	367	14	23	14	30	17	146	40		
	RAIL . . . . .	11	3	4	32	47	59	-	-	(2)	(2)		
	MOTOR CARRIER . . . . .	2 014	944	337	15	24	14	29	15	131	37		
	MOTOR CARRIER, ICC . . . . .	1 998	938	336	15	25	14	29	15	131	37		
	MOTOR CARRIER, NON-ICC . . . . .	16	6	1	64	75	70	-	-	-	-		
	PRIVATE TRUCK . . . . .	189	90	7	27	31	27	1	1	9	1		
	AIR . . . . .	132	11	7	62	43	41	(2)	1	1	1		
	WATER . . . . .	6	1	(2)	88	91	96	-	-	1	(2)		
	PARCEL DELIVERY . . . . .	233	18	10	32	26	32	1	1	3	1		
	OTHER AND UNKNOWN . . . . .	59	11	1	23	23	38	(2)	(2)	1	1		
34529	INDUSTRIAL FASTENERS, NEC. . . . .	416	147	44	29	35	27	8	(2)	33	5		
	RAIL . . . . .	1	(2)	(2)	75	73	78	-	-	-	-		
	MOTOR CARRIER . . . . .	263	117	40	26	29	27	7	(2)	32	5		
	MOTOR CARRIER, ICC . . . . .	263	117	40	26	29	27	7	(2)	32	5		
	MOTOR CARRIER, NON-ICC . . . . .	(2)	(2)	(2)	90	78	93	-	-	(2)	(2)		
	PRIVATE TRUCK . . . . .	70	28	2	74	68	67	(2)	(2)	(2)	(2)		
	AIR . . . . .	22	1	(2)	63	29	24	(2)	(2)	(2)	(2)		
	WATER . . . . .	59	1	1	74	41	55	(2)	(2)	(2)	(2)		
	PARCEL DELIVERY . . . . .	59	1	1	74	41	55	(2)	(2)	(2)	(2)		
	OTHER AND UNKNOWN . . . . .	1	(2)	(2)	61	45	52	-	-	(2)	(2)		
3461	METAL STAMPINGS * . . . . .	15 007	11 748	4 091	8	8	10	102	60	985	436		
	RAIL . . . . .	6 367	6 481	2 717	15	14	15	44	29	567	246		
	MOTOR CARRIER . . . . .	5 295	3 253	1 122	12	13	16	47	25	354	176		
	MOTOR CARRIER, ICC . . . . .	5 176	3 089	1 112	12	14	17	47	25	352	176		
	MOTOR CARRIER, NON-ICC . . . . .	119	164	10	22	18	14	(2)	(2)	3	(2)		
	PRIVATE TRUCK . . . . .	2 337	1 902	213	27	16	28	6	1	57	12		
	AIR . . . . .	140	2	22	45	20	27	2	4	4	1		
	WATER . . . . .	1	(2)	(2)	100	100	100	(2)	(2)	-	-		
	PARCEL DELIVERY . . . . .	364	20	10	64	29	31	2	1	2	(2)		
	OTHER AND UNKNOWN . . . . .	503	71	7	10	24	35	(2)	(2)	(2)	(2)		
34611	VITREOUS ENAMELED METAL PRODUCTS . . . . .	462	295	101	39	40	48	8	6	51	33		
	RAIL . . . . .	3	2	4	100	100	100	-	-	-	-		
	MOTOR CARRIER . . . . .	305	178	86	54	60	51	8	6	50	33		
	MOTOR CARRIER, ICC . . . . .	299	175	86	55	61	51	8	6	50	33		
	MOTOR CARRIER, NON-ICC . . . . .	6	2	(2)	95	93	73	-	-	-	-		
	PRIVATE TRUCK . . . . .	82	91	11	44	53	56	1	(2)	1	(2)		
	AIR . . . . .	3	2	1	99	100	100	-	-	-	-		
	WATER . . . . .	(2)	(2)	(2)	38	35	41	(2)	(2)	-	-		
	PARCEL DELIVERY . . . . .	70	22	(2)	36	36	78	-	-	(2)	(2)		
	OTHER AND UNKNOWN . . . . .												
34612	STAMPED AND SPUN HOSPITAL UTENSILS . . . . .	598	138	59	27	14	22	5	2	20	9		
	RAIL . . . . .	29	9	8	55	54	49	(2)	(2)	5	4		
	MOTOR CARRIER . . . . .	489	103	46	39	24	23	5	2	13	4		
	MOTOR CARRIER, ICC . . . . .	487	102	45	39	24	23	5	2	13	4		
	MOTOR CARRIER, NON-ICC . . . . .	2	(2)	1	78	80	80	-	-	-	-		
	PRIVATE TRUCK . . . . .	74	26	4	9	6	31	(2)	(2)	1	1		
	AIR . . . . .	1	(2)	(2)	70	63	75	(2)	(2)	-	-		
	WATER . . . . .	(2)	(2)	(2)	-	-	-	-	-	-	-		
	PARCEL DELIVERY . . . . .	3	1	(2)	14	15	13	(2)	(2)	(2)	(2)		
	OTHER AND UNKNOWN . . . . .	2	(2)	1	100	100	100	-	-	-	-		
34613	AUTOMOBILE STAMPINGS . . . . .	10 399	9 439	3 273	9	10	12	48	29	740	335		
	RAIL . . . . .	6 253	6 218	2 610	15	15	16	41	27	537	232		
	MOTOR CARRIER . . . . .	2 567	2 059	570	20	19	24	6	2	191	99		
	MOTOR CARRIER, ICC . . . . .	2 500	1 936	564	21	20	24	6	2	191	99		
	MOTOR CARRIER, NON-ICC . . . . .	68	123	6	31	23	18	-	-	1	(2)		
	PRIVATE TRUCK . . . . .	1 143	1 121	77	11	7	19	(2)	(2)	8	2		
	AIR . . . . .	46	17	15	52	25	29	(2)	(2)	4	1		
	WATER . . . . .	17	1	1	51	56	62	(2)	(2)	(2)	(2)		
	PARCEL DELIVERY . . . . .	372	23	(2)	7	6	64	-	-	(2)	(2)		
	OTHER AND UNKNOWN . . . . .												
34614	METAL CLOSURES . . . . .	626	444	200	21	20	24	7	4	63	21		
	RAIL . . . . .	47	51	43	22	24	24	3	2	11	7		
	MOTOR CARRIER . . . . .	408	272	121	27	25	32	3	1	35	9		



TONS (THOUSANDS) AND TON-MILES (MILLIONS) BY DIVISION OF DESTINATION--CON.

EAST NORTH CENTRAL		WEST NORTH CENTRAL		SOUTH ATLANTIC		EAST SOUTH CENTRAL		WEST SOUTH CENTRAL		MOUNTAIN		PACIFIC		DESTINATION UNKNOWN	TCC CODE AND MOT
TONS	TON-MILES	TONS	TON-MILES	TONS	TON-MILES	TONS	TON-MILES	TONS	TON-MILES	TONS	TON-MILES	TONS	TON-MILES	TONS	
60	21	59	22	32	15	17	7	85	26	44	40	80	57	1	34492
60	21	59	22	30	15	17	7	81	26	43	39	76	57	1	M.C.
-	-	-	-	2	(Z)	-	-	3	(Z)	1	1	4	1	-	ICC
45	8	27	6	109	19	25	7	79	12	26	23	20	6	(Z)	N-ICC
(Z)	(Z)	-	-	(Z)	(Z)	-	-	-	-	-	-	(Z)	(Z)	-	P.T.
(Z)	(Z)	(Z)	(Z)	(Z)	(Z)	(Z)	(Z)	(Z)	(Z)	(Z)	(Z)	(Z)	(Z)	-	AIR
-	-	-	-	-	-	(Z)	(Z)	(Z)	(Z)	-	-	-	-	-	WATER
-	-	-	-	-	-	(Z)	(Z)	4	(Z)	-	-	-	-	-	P.D.
-	-	-	-	-	-	(Z)	(Z)	(Z)	(Z)	-	-	-	-	37	OT-UK
526	79	333	102	442	75	159	28	625	127	56	8	160	11	36	34499
-	-	-	-	-	-	10	6	20	12	-	-	-	-	-	RAIL
185	43	261	95	145	44	53	12	163	71	4	3	6	1	-	M.C.
159	40	243	94	145	44	49	11	163	71	4	3	6	1	-	ICC
26	3	19	(Z)	-	-	4	(Z)	-	-	-	-	-	-	-	N-ICC
341	36	71	7	294	31	95	10	442	44	52	5	135	9	-	P.T.
(Z)	(Z)	(Z)	(Z)	(Z)	(Z)	-	-	(Z)	(Z)	(Z)	(Z)	(Z)	(Z)	-	AIR
(Z)	(Z)	(Z)	(Z)	(Z)	(Z)	(Z)	(Z)	(Z)	(Z)	(Z)	(Z)	(Z)	(Z)	-	P.O.
-	-	-	-	3	1	(Z)	(Z)	-	-	-	-	18	(Z)	36	OT-UK
550	112	78	41	135	56	140	46	31	30	30	29	30	35	13	34521
1	1	1	1	-	-	(Z)	(Z)	(Z)	(Z)	-	-	1	2	-	RAIL
458	103	74	39	117	52	135	44	28	28	29	28	16	27	4	M.C.
453	102	74	39	116	52	135	44	28	28	29	28	15	27	4	ICC
4	(Z)	(Z)	(Z)	1	(Z)	-	-	(Z)	(Z)	-	-	1	(Z)	-	N-ICC
79	5	1	(Z)	15	2	2	1	1	(Z)	(Z)	(Z)	9	(Z)	1	P.T.
4	1	1	(Z)	2	1	2	1	1	(Z)	(Z)	(Z)	2	2	-	AIR
-	-	-	-	-	-	-	-	-	-	-	-	-	-	-	WATER
7	3	1	(Z)	2	1	1	1	1	1	1	1	1	2	-	P.D.
1	(Z)	(Z)	(Z)	(Z)	(Z)	(Z)	(Z)	-	-	-	-	1	(Z)	8	OT-UK
484	97	72	37	111	46	139	45	26	25	30	29	27	31	13	34521
1	(Z)	1	1	-	-	(Z)	(Z)	(Z)	(Z)	-	-	1	2	-	RAIL
418	91	68	35	94	43	134	43	24	23	29	28	14	23	4	M.C.
413	90	68	34	93	42	134	43	24	23	29	28	13	23	4	ICC
4	(Z)	(Z)	(Z)	1	(Z)	-	-	-	-	-	-	1	(Z)	-	N-ICC
53	3	1	(Z)	13	2	2	1	1	(Z)	(Z)	(Z)	9	(Z)	1	P.T.
4	1	(Z)	(Z)	1	1	2	1	1	(Z)	(Z)	(Z)	1	2	-	AIR
-	-	-	-	-	-	-	-	-	-	-	-	-	-	-	WATER
7	2	1	(Z)	2	1	1	1	1	1	1	1	1	2	-	P.D.
1	(Z)	(Z)	(Z)	(Z)	(Z)	(Z)	(Z)	-	-	-	-	1	(Z)	8	OT-UK
66	15	7	5	25	10	1	1	4	5	(Z)	(Z)	2	4	-	34529
(Z)	(Z)	-	-	-	-	-	-	-	-	-	-	(Z)	(Z)	-	RAIL
40	12	6	4	23	9	1	1	4	5	(Z)	(Z)	2	4	-	M.C.
40	12	6	4	23	9	1	1	4	5	(Z)	(Z)	2	4	-	ICC
(Z)	(Z)	-	-	-	-	-	-	(Z)	(Z)	-	-	-	-	-	N-ICC
26	2	(Z)	(Z)	1	(Z)	(Z)	(Z)	(Z)	(Z)	(Z)	(Z)	(Z)	(Z)	-	P.T.
(Z)	(Z)	(Z)	(Z)	(Z)	(Z)	(Z)	(Z)	(Z)	(Z)	(Z)	(Z)	(Z)	(Z)	-	AIR
1	(Z)	(Z)	(Z)	(Z)	(Z)	(Z)	(Z)	(Z)	(Z)	(Z)	(Z)	(Z)	(Z)	-	P.O.
(Z)	(Z)	-	-	(Z)	(Z)	-	-	-	-	-	-	(Z)	(Z)	-	OT-UK
6 348	822	1 295	634	1 310	631	470	145	410	302	45	61	698	1 001	85	3461
3 150	472	938	453	955	486	231	67	175	176	5	3	405	785	11	RAIL
1 898	278	249	126	248	118	129	47	151	111	34	52	142	188	1	M.C.
1 754	272	246	125	236	118	129	47	151	111	34	52	140	187	1	ICC
144	7	3	2	12	(Z)	-	-	(Z)	(Z)	-	-	3	1	-	N-ICC
1 288	69	101	51	102	24	109	31	81	12	6	5	137	8	15	P.T.
1	(Z)	5	2	2	1	(Z)	(Z)	3	2	(Z)	(Z)	5	11	-	AIR
-	-	-	-	-	-	-	-	-	-	-	-	(Z)	(Z)	-	WATER
8	2	2	1	3	2	(Z)	(Z)	1	1	(Z)	(Z)	1	3	-	P.O.
4	(Z)	(Z)	(Z)	1	(Z)	-	-	(Z)	(Z)	-	-	8	7	58	OT-UK
84	12	3	1	48	11	58	16	11	8	6	7	4	7	22	34611
-	-	-	-	-	-	-	-	-	-	-	-	2	4	-	RAIL
68	11	1	1	16	11	18	7	9	7	6	7	2	3	-	M.C.
66	11	1	1	16	11	18	7	9	7	6	7	2	3	-	ICC
2	(Z)	(Z)	(Z)	-	-	-	-	-	-	-	-	-	-	-	N-ICC
16	1	2	1	32	(Z)	40	9	-	-	(Z)	(Z)	-	-	-	P.T.
(Z)	(Z)	-	-	-	-	-	-	2	1	-	-	-	-	-	AIR
(Z)	(Z)	(Z)	(Z)	-	-	(Z)	(Z)	(Z)	(Z)	-	-	-	-	-	P.O.
-	-	-	-	(Z)	(Z)	-	-	-	-	-	-	-	-	22	OT-UK
52	10	5	3	36	10	4	2	6	6	4	7	5	10	-	34612
(Z)	(Z)	-	-	(Z)	(Z)	-	-	1	1	1	1	(Z)	(Z)	-	RAIL
30	9	5	3	34	9	4	2	4	4	3	5	4	8	-	M.C.
30	9	5	3	34	9	4	2	4	4	3	5	3	7	-	ICC
-	-	-	-	-	-	-	-	-	-	-	-	(Z)	1	-	N-ICC
21	(Z)	(Z)	(Z)	1	(Z)	(Z)	(Z)	(Z)	(Z)	-	-	1	1	-	P.T.
(Z)	(Z)	-	-	-	-	-	-	(Z)	(Z)	-	-	(Z)	(Z)	-	AIR
-	-	-	-	-	-	-	-	-	-	-	-	(Z)	(Z)	-	WATER
(Z)	(Z)	(Z)	(Z)	(Z)	(Z)	(Z)	(Z)	(Z)	(Z)	(Z)	(Z)	(Z)	(Z)	-	P.O.
-	-	-	-	-	-	-	-	-	-	-	-	(Z)	1	-	OT-UK
5 491	687	1 113	545	1 088	548	298	86	166	154	13	26	448	863	34	34613
3 009	470	938	453	953	484	226	64	110	115	-	-	11	765	11	RAIL
1 434	173	146	78	97	46	70	22	51	36	13	26	50	88	1	M.C.
1 312	167	146	78	97	46	70	22	51	36	13	26	50	88	1	ICC
122	6	-	-	-	-	-	-	-	-	-	-	-	-	-	N-ICC
1 047	43	25	11	36	17	1	(Z)	4	3	-	-	-	-	-	P.T.
1	(Z)	5	2	2	1	(Z)	(Z)	1	1	-	-	5	10	-	AIR
(Z)	(Z)	(Z)	(Z)	1	(Z)	-	-	(Z)	(Z)	-	-	(Z)	(Z)	-	P.O.
(Z)	(Z)	-	-	-	-	-	-	-	-	-	-	-	-	22	OT-UK
129	34	36	15	68	24	22	10	67	50	3	5	47	37	2	34614
(Z)	(Z)	(Z)	(Z)	1	1	5	3	24	19	(Z)	(Z)	6	10	-	RAIL
82	21	22	14	46	19	13	5	35	26	3	5	34	21	-	M.C.

TABLE 2. SHIPMENTS BY MANUFACTURING ESTABLISHMENTS--COMMODITIES AND MEANS OF TRANSPORT BY DESTINATION: 1977--CON.

TCC CODE	COMMODITY AND MEANS OF TRANSPORT	ALL SHIPMENTS						TONS (THOUSANDS) AND TON-MILES (MILLIONS) BY DIVISION OF DESTINATION					
		VALUE (MILLION DOLLARS) (A)	TONS (THOU- SANDS) (B)	TON- MILES (MIL- LIONS) (C)	STANDARD ERROR (PERCENT) FOR COLUMNS--			NEW ENGLAND		MIDDLE ATLANTIC			
					(A)	(B)	(C)	TONS	TON- MILES	TONS	TON- MILES		
34614	METAL CLOSURES . . . . .												
	MOTOR CARRIER, ICC . . . . .	384	251	118	27	27	32	3	1	33	9		
	MOTOR CARRIER, NON-ICC . . . . .	24	21	2	25	33	51	-	-	2		(Z)	
	PRIVATE TRUCK . . . . .	143	108	30	13	13	15	1	(Z)	17	5		
	AIR . . . . .	(Z)	(Z)	(Z)	33	40	47	-	-	(Z)		(Z)	
	PARCEL DELIVERY . . . . .	2	(Z)	(Z)	56	65	39	-	-	(Z)		(Z)	
	OTHER AND UNKNOWN . . . . .	26	13	6	66	58	48	-	-	(Z)		(Z)	
34616	DISPENSERS: NAPKIN, TISSUE, TOWEL, ETC. . . . .	3	1	1	41	47	53	(Z)	(Z)	(Z)		(Z)	
	RAIL . . . . .	(Z)	(Z)	(Z)	75	81	89	-	-	-		-	
	MOTOR CARRIER . . . . .	1	(Z)	(Z)	45	48	52	(Z)	(Z)	(Z)		(Z)	
	MOTOR CARRIER, ICC . . . . .	1	(Z)	(Z)	45	48	52	(Z)	(Z)	(Z)		(Z)	
	PRIVATE TRUCK . . . . .	(Z)	(Z)	(Z)	100	100	100	-	-	-		-	
	AIR . . . . .	(Z)	(Z)	(Z)	83	82	75	-	-	(Z)		(Z)	
	PARCEL DELIVERY . . . . .	(Z)	(Z)	(Z)	34	33	35	-	-	(Z)		(Z)	
34619	METAL STAMPINGS, NEC . . . . .	2 728	1 350	406	27	23	20	33	18	100	32		
	RAIL . . . . .	34	201	53	51	39	56	-	-	14	3		
	MOTOR CARRIER . . . . .	1 430	593	251	27	15	17	26	14	54	24		
	MOTOR CARRIER, ICC . . . . .	1 411	575	250	27	15	17	25	14	54	24		
	MOTOR CARRIER, NON-ICC . . . . .	19	17	1	63	47	76	(Z)	(Z)	-		-	
	PRIVATE TRUCK . . . . .	837	539	91	64	50	50	4	(Z)	30	4		
	AIR . . . . .	90	3	5	60	40	47	2	4	(Z)		(Z)	
	WATER . . . . .	(Z)	(Z)	(Z)	100	100	100	(Z)	(Z)	-		-	
	PARCEL DELIVERY . . . . .	333	13	6	68	35	35	1	(Z)	2		(Z)	
	OTHER AND UNKNOWN . . . . .	3	1	(Z)	67	69	52	-	-	(Z)		(Z)	
3481	MISCELLANEOUS FABRICATED WIRE PRODUCTS * . . . . .	3 387	3 023	1 093	8	13	14	43	32	349	101		
	RAIL . . . . .	218	241	165	29	26	30	4	3	17	10		
	MOTOR CARRIER . . . . .	1 800	1 414	613	8	10	14	30	23	218	64		
	MOTOR CARRIER, ICC . . . . .	1 733	1 369	600	8	10	13	30	23	202	63		
	MOTOR CARRIER, NON-ICC . . . . .	67	45	13	52	54	89	(Z)	(Z)	16	(Z)		
	PRIVATE TRUCK . . . . .	1 090	1 341	306	20	22	23	8	6	111	27		
	AIR . . . . .	25	6	6	34	44	57	(Z)	(Z)	(Z)		(Z)	
	WATER . . . . .	(Z)	(Z)	(Z)	98	99	82	-	-	-		-	
	PARCEL DELIVERY . . . . .	124	10	4	21	31	32	1	(Z)	1	(Z)		
	OTHER AND UNKNOWN . . . . .	129	11	(Z)	30	31	89	(Z)	(Z)	(Z)		(Z)	
34812	WIRE SPRINGS . . . . .	936	504	164	11	19	30	11	7	69	28		
	RAIL . . . . .	94	100	58	40	48	62	3	2	17	10		
	MOTOR CARRIER . . . . .	494	203	50	12	24	22	3	1	33	11		
	MOTOR CARRIER, ICC . . . . .	474	194	49	12	25	22	3	1	28	11		
	MOTOR CARRIER, NON-ICC . . . . .	20	10	(Z)	75	79	58	(Z)	(Z)	5	(Z)		
	PRIVATE TRUCK . . . . .	207	191	54	26	30	22	5	4	18	8		
	AIR . . . . .	12	2	1	27	32	27	-	-	(Z)		(Z)	
	PARCEL DELIVERY . . . . .	94	5	1	30	51	42	(Z)	(Z)	1	(Z)		
	OTHER AND UNKNOWN . . . . .	34	2	(Z)	57	52	88	(Z)	(Z)	(Z)		(Z)	
34813	WIRE FENCING, FENCE POSTS, AND GATES . . . . .	575	1 021	334	36	37	36	10	4	119	27		
	RAIL . . . . .	27	50	44	28	31	25	1	1	-		-	
	MOTOR CARRIER . . . . .	204	393	159	33	31	41	9	3	81	18		
	MOTOR CARRIER, ICC . . . . .	202	390	158	33	31	41	9	3	79	18		
	MOTOR CARRIER, NON-ICC . . . . .	1	3	(Z)	86	86	69	-	-	2	(Z)		
	PRIVATE TRUCK . . . . .	343	577	132	42	46	50	-	-	38	9		
	AIR . . . . .	(Z)	(Z)	(Z)	74	75	74	-	-	-		-	
	WATER . . . . .	(Z)	(Z)	(Z)	100	100	100	-	-	-		-	
	PARCEL DELIVERY . . . . .	1	(Z)	(Z)	66	59	69	-	-	-		-	
	OTHER AND UNKNOWN . . . . .	1	1	-	94	94	-	-	-	-		-	
34814	WIRE CLOTH AND OTHER WOVEN WIRE PRODUCTS . . . . .	471	183	74	25	24	28	2	1	30	9		
	RAIL . . . . .	15	16	12	24	29	23	-	-	1	(Z)		
	MOTOR CARRIER . . . . .	263	104	48	30	35	40	1	1	23	6		
	MOTOR CARRIER, ICC . . . . .	253	97	48	30	34	40	1	1	17	6		
	MOTOR CARRIER, NON-ICC . . . . .	10	7	(Z)	100	100	100	-	-	7	(Z)		
	PRIVATE TRUCK . . . . .	164	62	13	56	49	55	1	(Z)	6	3		
	AIR . . . . .	3	1	1	52	75	86	(Z)	(Z)	(Z)		(Z)	
	PARCEL DELIVERY . . . . .	14	1	(Z)	82	50	61	(Z)	(Z)	(Z)		(Z)	
	OTHER AND UNKNOWN . . . . .	12	2	-	14	14	-	-	-	-		-	
34815	WIRE CHAIN . . . . .	229	108	70	20	23	20	4	2	24	10		
	MOTOR CARRIER . . . . .	130	91	63	22	23	19	3	2	19	9		
	MOTOR CARRIER, ICC . . . . .	129	91	63	22	23	19	3	2	19	9		
	MOTOR CARRIER, NON-ICC . . . . .	1	(Z)	(Z)	64	68	68	-	-	-		-	
	PRIVATE TRUCK . . . . .	27	14	5	32	36	39	(Z)	(Z)	5	1		
	WATER . . . . .	(Z)	(Z)	(Z)	100	100	100	-	-	-		-	
	PARCEL DELIVERY . . . . .	5	2	1	58	62	53	(Z)	(Z)	(Z)		(Z)	
	OTHER AND UNKNOWN . . . . .	67	1	-	75	75	-	-	-	-		-	
34816	BARBED AND TWISTED WIRE . . . . .	44	101	33	26	42	26	-	-	(Z)		(Z)	
	RAIL . . . . .	4	9	5	30	29	30	-	-	-		-	
	MOTOR CARRIER . . . . .	19	32	11	43	31	23	-	-	-		-	
	MOTOR CARRIER, ICC . . . . .	18	30	10	45	32	24	-	-	-		-	
	MOTOR CARRIER, NON-ICC . . . . .	1	1	1	100	100	100	-	-	-		-	
	PRIVATE TRUCK . . . . .	21	60	17	44	65	55	-	-	(Z)		(Z)	
	OTHER AND UNKNOWN . . . . .	(Z)	(Z)	-	-	-	-	-	-	-		-	
34817	WELODED WIRE FABRIC AND MESH . . . . .	170	401	126	26	24	27	2	1	20	5		
	RAIL . . . . .	14	35	18	31	35	37	-	-	-		-	
	MOTOR CARRIER . . . . .	87	202	73	38	19	21	(Z)	(Z)	5	2		
	MOTOR CARRIER, ICC . . . . .	2	198	72	39	19	21	(Z)	(Z)	5	2		
	MOTOR CARRIER, NON-ICC . . . . .	2	4	(Z)	100	100	100	-	-	-		-	
	PRIVATE TRUCK . . . . .	65	163	34	43	45	65	2	1	15	3		
	AIR . . . . .	2	1	1	79	89	85	-	-	-		-	
	PARCEL DELIVERY . . . . .	(Z)	(Z)	(Z)	100	100	100	(Z)	(Z)	(Z)		(Z)	
	OTHER AND UNKNOWN . . . . .	1	1	-	-	-	-	-	-	-		-	
34819	FABRICATED WIRE PRODUCTS, NEC . . . . .	962	704	291	16	15	24	14	16	86	21		

TONS (THUSANOS) AND TON-MILES (MILLIONS) BY DIVISION OF DESTINATION--CON.

EAST NORTH CENTRAL		WEST NORTH CENTRAL		SOUTH ATLANTIC		EAST SOUTH CENTRAL		WEST SOUTH CENTRAL		MOUNTAIN		PACIFIC		DESTINATION UNKNOW	TCC CODE AND MOT
TONS	TON-MILES	TONS	TON-MILES	TONS	TON-MILES	TONS	TON-MILES	TONS	TON-MILES	TONS	TON-MILES	TONS	TON-MILES	TONS	
78	21	19	12	34	19	13	5	35	26	3	5	34	21	-	34614
4	(Z)	3	2	12	(Z)	-	-	(Z)	(Z)	-	-	(Z)	(Z)	-	ICC
43	13	14	2	20	4	4	2	8	5	-	-	-	-	-	N-ICC
(Z)	(Z)	-	-	(Z)	(Z)	(Z)	(Z)	(Z)	(Z)	-	-	(Z)	(Z)	-	P.T.
(Z)	(Z)	(Z)	(Z)	(Z)	(Z)	(Z)	(Z)	(Z)	(Z)	(Z)	(Z)	(Z)	(Z)	-	AIR
3	(Z)	-	-	(Z)	(Z)	-	-	-	-	-	-	(Z)	(Z)	-	P.O.
(Z)	(Z)	-	-	(Z)	(Z)	-	-	-	-	-	-	8	6	2	DT-UK
(Z)	(Z)	(Z)	(Z)	(Z)	(Z)	(Z)	(Z)	(Z)	(Z)	(Z)	(Z)	(Z)	(Z)	-	34616
(Z)	(Z)	-	-	(Z)	(Z)	(Z)	(Z)	(Z)	(Z)	(Z)	(Z)	(Z)	(Z)	-	RAIL
(Z)	(Z)	-	-	(Z)	(Z)	(Z)	(Z)	-	-	(Z)	(Z)	(Z)	(Z)	-	M.C.
(Z)	(Z)	(Z)	(Z)	(Z)	(Z)	(Z)	(Z)	-	-	(Z)	(Z)	(Z)	(Z)	-	ICC
(Z)	(Z)	-	-	(Z)	(Z)	-	-	-	-	-	-	-	-	-	P.T.
(Z)	(Z)	-	-	(Z)	(Z)	(Z)	(Z)	(Z)	(Z)	-	-	(Z)	(Z)	-	AIR
(Z)	(Z)	-	-	(Z)	(Z)	(Z)	(Z)	(Z)	(Z)	-	-	(Z)	(Z)	-	P.D.
571	76	136	68	65	35	87	30	156	80	17	14	176	53	8	34619
140	2	-	-	-	-	-	-	39	41	4	1	3	6	-	RAIL
273	61	75	30	50	31	25	11	48	34	8	8	35	38	-	M.C.
259	60	75	30	50	31	25	11	48	34	8	8	33	38	-	ICC
15	1	-	-	-	-	-	-	-	-	-	-	-	2	(Z)	N-ICC
150	12	60	37	13	3	63	19	68	4	6	5	136	6	8	P.T.
(Z)	(Z)	(Z)	(Z)	(Z)	(Z)	(Z)	(Z)	(Z)	(Z)	(Z)	(Z)	(Z)	1	-	AIR
-	-	-	-	-	-	-	-	-	-	-	-	-	-	-	WATER
6	1	1	(Z)	1	1	(Z)	(Z)	1	1	(Z)	(Z)	1	2	-	P.D.
1	(Z)	-	-	-	-	-	-	-	-	-	-	(Z)	(Z)	-	DT-UK
761	178	233	78	576	165	254	83	520	181	105	78	170	198	11	3481
57	12	28	12	25	13	38	20	28	21	10	8	33	66	-	RAIL
386	98	155	53	204	92	95	38	212	102	45	37	68	107	-	M.C.
380	98	154	53	204	92	93	38	202	94	42	35	62	106	-	ICC
6	(Z)	2	(Z)	1	(Z)	1	(Z)	10	8	3	2	6	1	-	N-ICC
312	66	49	13	344	58	121	24	279	57	50	34	65	21	1	P.T.
2	1	(Z)	(Z)	1	(Z)	(Z)	(Z)	(Z)	(Z)	(Z)	(Z)	2	4	-	AIR
-	-	-	-	(Z)	(Z)	-	-	(Z)	(Z)	-	-	-	-	-	WATER
4	(Z)	1	1	2	1	(Z)	(Z)	1	1	(Z)	(Z)	1	(Z)	-	P.D.
(Z)	(Z)	-	-	(Z)	(Z)	-	-	-	-	-	-	(Z)	(Z)	10	DT-UK
226	45	35	13	93	23	34	10	12	10	7	2	14	25	2	34812
40	11	13	6	15	6	-	-	(Z)	(Z)	-	-	13	23	-	RAIL
124	21	17	6	5	2	18	4	1	1	1	1	1	1	-	M.C.
119	21	7	6	5	2	18	4	1	1	1	1	1	1	-	ICC
58	13	5	1	71	14	16	6	11	9	6	(Z)	(Z)	(Z)	-	N-ICC
(Z)	(Z)	(Z)	(Z)	1	(Z)	(Z)	(Z)	(Z)	(Z)	-	-	(Z)	(Z)	-	P.T.
3	(Z)	(Z)	(Z)	1	(Z)	(Z)	(Z)	(Z)	(Z)	(Z)	(Z)	(Z)	(Z)	-	AIR
(Z)	(Z)	-	-	-	-	-	-	-	-	-	-	(Z)	(Z)	2	DT-UK
145	41	90	22	225	54	70	25	285	59	30	31	46	72	1	34813
-	-	2	(Z)	4	2	24	14	8	7	-	-	11	19	-	RAIL
53	15	56	14	73	26	30	11	56	21	7	5	28	46	-	M.C.
53	15	56	14	73	25	30	11	56	21	7	5	28	46	-	ICC
-	-	-	-	(Z)	(Z)	-	-	-	-	-	-	-	-	-	N-ICC
92	27	32	7	148	26	15	(Z)	220	30	24	26	7	6	-	P.T.
-	-	-	-	-	-	-	-	(Z)	(Z)	-	-	-	-	-	AIR
-	-	-	-	-	-	-	-	(Z)	(Z)	-	-	-	-	-	WATER
(Z)	(Z)	(Z)	(Z)	(Z)	(Z)	-	-	-	-	-	-	-	-	-	P.O.
-	-	-	-	-	-	-	-	-	-	-	-	-	-	1	DT-UK
22	6	16	5	29	16	8	3	16	15	9	8	49	10	2	34814
-	-	-	-	4	3	3	1	5	4	1	2	1	2	-	RAIL
19	5	15	5	19	10	4	1	10	9	8	6	5	4	-	M.C.
19	5	15	5	19	10	4	1	10	9	8	6	5	4	-	ICC
-	-	-	-	-	-	-	-	-	-	-	-	-	-	-	N-ICC
3	1	1	(Z)	6	3	(Z)	(Z)	2	2	(Z)	(Z)	43	4	-	P.T.
(Z)	(Z)	-	-	(Z)	(Z)	(Z)	(Z)	-	-	-	-	1	1	-	AIR
(Z)	(Z)	(Z)	(Z)	(Z)	(Z)	(Z)	(Z)	(Z)	(Z)	(Z)	(Z)	(Z)	(Z)	-	P.D.
-	-	-	-	-	-	-	-	-	-	-	-	-	-	2	DT-UK
19	8	10	4	20	5	5	2	9	9	4	4	13	25	1	34815
15	7	9	3	17	4	5	2	8	8	4	4	12	23	-	M.C.
15	7	8	3	17	4	5	2	8	8	4	4	12	23	-	ICC
-	-	(Z)	(Z)	-	-	-	-	-	-	(Z)	(Z)	(Z)	(Z)	-	N-ICC
4	1	1	(Z)	3	1	(Z)	(Z)	1	1	(Z)	(Z)	1	1	-	P.T.
(Z)	(Z)	(Z)	(Z)	(Z)	(Z)	(Z)	(Z)	(Z)	1	(Z)	(Z)	1	(Z)	-	WATER
-	-	-	-	-	-	-	-	-	-	-	-	-	-	-	P.D.
-	-	-	-	-	-	-	-	-	-	-	-	-	-	1	DT-UK
8	1	7	2	32	4	13	5	33	16	7	3	1	2	(Z)	34816
-	-	1	(Z)	2	1	5	2	(Z)	(Z)	-	-	1	1	-	RAIL
7	1	5	2	1	(Z)	4	1	13	4	2	2	1	1	-	M.C.
7	1	5	2	1	(Z)	4	1	13	4	1	1	1	1	-	ICC
-	-	-	-	-	-	-	-	-	-	1	1	-	-	-	N-ICC
2	(Z)	1	(Z)	29	2	4	2	20	12	4	1	-	-	-	P.T.
-	-	-	-	-	-	-	-	-	-	-	-	-	-	(Z)	DT-UK
67	16	53	21	75	9	7	3	122	45	36	15	18	11	1	34817
-	-	8	3	(Z)	(Z)	5	3	14	9	7	3	(Z)	(Z)	-	RAIL
41	10	41	16	6	2	2	1	89	35	13	5	6	2	-	M.C.
41	10	41	16	6	2	2	1	89	35	13	5	6	2	-	ICC
-	-	-	-	-	-	-	-	-	-	-	-	4	(Z)	-	N-ICC
26	5	4	2	68	6	-	-	19	1	16	6	12	9	-	P.T.
1	1	-	-	-	-	-	-	-	-	-	-	(Z)	(Z)	-	AIR
(Z)	(Z)	-	-	-	-	-	-	(Z)	(Z)	-	-	-	-	-	P.D.
-	-	-	-	-	-	-	-	-	-	-	-	-	-	1	DT-UK
275	60	22	11	101	53	118	34	43	25	12	16	29	53	3	34819



TABLE 2. SHIPMENTS BY MANUFACTURING ESTABLISHMENTS--COMMODITIES AND MEANS OF TRANSPORT BY DESTINATION: 1977--CON.

TCC CODE	COMMODITY AND MEANS OF TRANSPORT	ALL SHIPMENTS						TONS (THOUSANDS) AND TON-MILES (MILLIONS) BY DIVISION OF DESTINATION						
		VALUE (MILLION DOLLARS) (A)	TONS (THOU- SANDS) (B)	TON- MILES (MIL- LIONS) (C)	STANDARD ERROR (PERCENT) FOR COLUMNS--			NEW ENGLAND		MIDDLE ATLANTIC				
					(A)	(B)	(C)	TONS	TON- MILES	TONS	TON- MILES			
34819	FABRICATED WIRE PRODUCTS, NEC.													
	RAIL	63	32	27	68	79	80	-	-	-	-	-	-	-
	MOTOR CARRIER	604	389	209	19	19	29	14	16	57	17			
	MOTOR CARRIER, ICC	571	370	199	17	16	24	14	16	54	17			
	MOTOR CARRIER, NON-ICC	33	19	11	80	84	98	-	-	3	(Z)			
	PRIVATE TRUCK	264	275	50	23	32	31	(Z)	(Z)	29	4			
	AIR	8	3	3	88	80	95	(Z)	(Z)	(Z)	(Z)			
	PARCEL DELIVERY	10	2	1	43	52	53	(Z)	(Z)	(Z)	(Z)			
	OTHER AND UNKNOWN	15	3	(Z)	65	64	94	-	-	-	-			
349	MISCELLANEOUS FABRICATED METAL PRODUCTS	17 935	15 002	3 992	8	29	10	194	85	1 225	391			
	RAIL	957	805	442	15	19	20	2	3	56	32			
	MOTOR CARRIER	10 442	8 933	2 774	10	37	10	143	68	742	250			
	MOTOR CARRIER, ICC	10 258	8 589	2 751	10	38	10	142	68	710	249			
	MOTOR CARRIER, NON-ICC	184	344	24	26	28	34	(Z)	(Z)	32	1			
	PRIVATE TRUCK	4 698	5 015	687	11	16	22	45	11	407	104			
	AIR	290	27	19	26	35	16	1	1	2	1			
	WATER	56	47	20	66	41	39	-	-	2	(Z)			
	PARCEL DELIVERY	834	53	28	23	19	26	1	1	8	3			
	OTHER AND UNKNOWN	659	124	22	17	19	42	1	(Z)	9	1			
3491	METAL SHIPPING CONTAINERS	944	1 758	247	10	22	15	23	4	246	21			
	RAIL	88	154	45	16	23	28	(Z)	(Z)	3	2			
	MOTOR CARRIER	301	465	77	22	24	26	12	2	83	10			
	MOTOR CARRIER, ICC	256	409	75	22	25	27	12	2	52	9			
	MOTOR CARRIER, NON-ICC	45	55	2	57	58	45	-	-	31	1			
	PRIVATE TRUCK	511	1 100	121	13	34	26	11	1	159	9			
	AIR	(Z)	(Z)	(Z)	61	82	91	-	-	-	-			
	PARCEL DELIVERY	(Z)	(Z)	(Z)	68	63	83	-	-	(Z)	(Z)			
	OTHER AND UNKNOWN	43	39	3	44	40	87	-	-	-	-			
34912	STEEL SHIPPING PAILS, BARRELS, DRUMS, AND KEGS	915	1 710	244	9	22	15	23	4	208	20			
	RAIL	88	154	45	16	23	28	(Z)	(Z)	3	2			
	MOTOR CARRIER	297	463	77	23	24	26	12	2	83	10			
	MOTOR CARRIER, ICC	253	408	75	23	25	27	12	2	52	9			
	MOTOR CARRIER, NON-ICC	44	55	2	58	58	45	-	-	31	1			
	PRIVATE TRUCK	486	1 054	118	14	36	27	11	1	122	7			
	AIR	(Z)	(Z)	(Z)	100	100	100	-	-	-	-			
	PARCEL DELIVERY	(Z)	(Z)	(Z)	68	63	83	-	-	(Z)	(Z)			
	OTHER AND UNKNOWN	43	39	3	44	40	87	-	-	-	-			
34921	METAL SAFES AND VAULTS *	514	384	141	44	80	71	4	3	80	35			
	MOTOR CARRIER	244	65	36	18	30	24	3	2	19	8			
	MOTOR CARRIER, ICC	241	60	35	18	31	24	3	2	19	8			
	MOTOR CARRIER, NON-ICC	3	5	1	60	84	97	-	-	-	-			
	PRIVATE TRUCK	257	318	104	80	95	92	1	1	61	27			
	AIR	(Z)	(Z)	(Z)	84	94	93	-	-	-	-			
	PARCEL DELIVERY	2	(Z)	(Z)	28	25	36	-	-	(Z)	(Z)			
	OTHER AND UNKNOWN	12	1	1	83	63	87	-	-	(Z)	(Z)			
34931	STEEL SPRINGS, EXC. WIRE *	637	554	196	12	17	23	7	3	76	23			
	RAIL	75	94	34	37	35	47	-	-	11	5			
	MOTOR CARRIER	400	372	112	13	18	20	7	3	45	16			
	MOTOR CARRIER, ICC	400	372	112	13	18	20	7	3	45	16			
	PRIVATE TRUCK	79	83	48	37	46	49	(Z)	(Z)	19	1			
	AIR	2	(Z)	1	45	48	61	(Z)	(Z)	(Z)	(Z)			
	PARCEL DELIVERY	15	1	(Z)	27	27	29	(Z)	(Z)	(Z)	(Z)			
	OTHER AND UNKNOWN	65	3	(Z)	18	18	97	-	-	(Z)	(Z)			
3494	VALVES AND PIPE FITTINGS	7 307	2 866	1 645	11	14	14	46	30	274	145			
	RAIL	417	186	112	27	30	22	2	3	19	13			
	MOTOR CARRIER	4 951	1 942	1 299	12	14	17	37	21	185	93			
	MOTOR CARRIER, ICC	4 892	1 825	1 285	12	15	17	37	21	185	93			
	MOTOR CARRIER, NON-ICC	59	116	13	30	32	45	(Z)	(Z)	(Z)	(Z)			
	PRIVATE TRUCK	941	646	183	21	37	38	6	5	64	36			
	AIR	215	20	12	31	51	27	1	(Z)	1	(Z)			
	WATER	26	4	8	83	46	48	-	-	-	-			
	PARCEL DELIVERY	482	32	18	33	25	34	1	(Z)	4	2			
	OTHER AND UNKNOWN	275	37	14	26	51	69	(Z)	(Z)	1	1			
34941	METAL VALVES FOR PIPING SYSTEMS	3 860	722	574	18	20	28	9	5	70	47			
	RAIL	153	53	19	66	88	65	-	-	-	-			
	MOTOR CARRIER	2 637	560	500	20	22	31	8	5	57	37			
	MOTOR CARRIER, ICC	2 612	549	499	20	22	31	8	5	57	37			
	MOTOR CARRIER, NON-ICC	25	11	1	38	42	37	-	-	(Z)	(Z)			
	PRIVATE TRUCK	377	69	35	33	41	55	-	-	10	9			
	AIR	157	13	6	35	69	38	(Z)	(Z)	(Z)	(Z)			
	WATER	22	2	2	100	100	100	-	-	-	-			
	PARCEL DELIVERY	361	15	8	41	35	49	1	(Z)	2	1			
	OTHER AND UNKNOWN	154	12	4	21	22	74	(Z)	(Z)	(Z)	(Z)			
34942	METAL FITTINGS FOR PIPING SYSTEMS	1 409	568	333	21	22	23	11	8	62	25			
	RAIL	42	13	11	55	82	63	-	-	-	-			
	MOTOR CARRIER	972	476	294	23	21	24	11	8	43	17			
	MOTOR CARRIER, ICC	949	418	290	23	21	24	11	8	43	17			
	MOTOR CARRIER, NON-ICC	23	58	5	72	33	29	-	-	-	-			
	PRIVATE TRUCK	201	59	16	39	41	60	(Z)	(Z)	17	8			
	AIR	36	2	1	49	58	61	-	-	(Z)	(Z)			
	WATER	2	1	2	55	56	67	-	-	-	-			
	PARCEL DELIVERY	71	10	7	50	54	66	(Z)	(Z)	1	(Z)			
	OTHER AND UNKNOWN	86	7	1	46	41	40	-	-	1	1			
34944	FABRICATED PIPE AND PIPE FITTINGS	1 986	1 564	732	15	21	23	26	17	139	72			
	RAIL	222	120	81	28	25	22	2	3	19	13			
	MOTOR CARRIER	1 306	897	498	15	23	34	18	9	81	38			
	MOTOR CARRIER, ICC	1 294	849	490	16	24	35	18	8	81	38			
	MOTOR CARRIER, NON-ICC	12	47	8	46	57	72	(Z)	(Z)	-	-			

TONS (THOUSANDS) AND TON-MILES (MILLIONS) BY DIVISION OF DESTINATION--CON.

EAST NORTH CENTRAL		WEST NORTH CENTRAL		SOUTH ATLANTIC		EAST SOUTH CENTRAL		WEST SOUTH CENTRAL		MOUNTAIN		PACIFIC		DESTINATION UNKNOWN	TCC CODE AND HOT
TONS	TON-MILES	TONS	TON-MILES	TONS	TON-MILES	TONS	TON-MILES	TONS	TON-MILES	TONS	TON-MILES	TONS	TON-MILES	TONS	
17	1	4	2	-	-	(Z)	(Z)	1	(Z)	2	3	8	20	-	34819
128	40	12	7	83	47	32	18	36	23	10	13	16	29	-	RAIL
127	39	11	7	82	47	31	17	26	15	9	12	15	29	-	M.C.
2	(Z)	1	(Z)	(Z)	(Z)	1	(Z)	10	8	1	1	1	(Z)	-	ICC
128	19	5	2	18	6	85	17	6	2	(Z)	(Z)	3	1	-	N-ICC
1	(Z)	(Z)	(Z)	(Z)	(Z)	(Z)	(Z)	(Z)	(Z)	(Z)	(Z)	2	3	-	P.T.
(Z)	(Z)	(Z)	(Z)	1	(Z)	(Z)	(Z)	(Z)	(Z)	(Z)	(Z)	(Z)	(Z)	-	AIR
(Z)	(Z)	-	-	(Z)	(Z)	-	-	-	-	(Z)	(Z)	-	-	-	P.D.
														-	OT-UK
6 191	824	1 374	358	1 245	468	1 086	221	1 912	638	525	423	1 162	586	87	349
202	64	122	68	114	81	46	17	179	97	35	26	47	54	-	RAIL
4 882	590	519	223	771	305	341	119	1 146	449	414	353	375	418	(Z)	M.C.
4 419	585	431	222	754	305	324	119	1 028	433	414	353	366	417	(Z)	ICC
63	5	88	1	17	(Z)	16	(Z)	118	16	(Z)	(Z)	9	1	-	N-ICC
1 487	163	728	64	332	67	680	77	543	77	64	34	718	90	10	P.T.
2	2	1	1	3	2	1	1	13	7	1	2	2	3	-	AIR
-	-	-	-	12	5	10	5	20	4	-	-	3	7	-	WATER
12	4	3	2	9	7	4	1	9	4	1	1	5	5	(Z)	P.D.
6	1	(Z)	(Z)	4	1	5	1	3	1	9	8	12	9	-	OT-UK
423	59	82	18	190	49	409	36	246	41	6	6	97	13	35	3491
62	9	13	5	24	17	5	2	32	4	1	1	12	5	-	RAIL
195	27	46	10	68	13	10	2	25	8	1	1	25	4	-	M.C.
191	27	44	10	68	13	10	2	13	8	1	1	18	3	-	ICC
4	(Z)	2	(Z)	-	-	-	-	12	1	-	-	6	1	-	N-ICC
164	23	23	3	98	19	394	32	189	29	1	1	60	5	-	P.T.
(Z)	(Z)	-	-	-	-	-	-	(Z)	(Z)	-	-	(Z)	(Z)	-	AIR
(Z)	(Z)	(Z)	(Z)	(Z)	(Z)	(Z)	(Z)	(Z)	(Z)	-	-	(Z)	(Z)	-	P.D.
2	(Z)	(Z)	(Z)	-	-	-	-	-	-	3	3	(Z)	(Z)	-	OT-UK
421	58	82	18	183	48	409	36	246	41	6	6	97	13	35	34912
62	9	13	5	24	17	5	2	32	4	1	1	12	5	-	RAIL
195	27	46	10	67	13	10	2	25	8	1	1	25	4	-	M.C.
191	27	44	10	67	13	10	2	13	8	1	1	18	3	-	ICC
4	(Z)	2	(Z)	-	-	-	-	12	1	-	-	6	1	-	N-ICC
162	22	22	3	92	18	394	32	189	29	1	1	60	5	-	P.T.
-	-	-	-	-	-	-	-	(Z)	(Z)	-	-	-	-	-	AIR
(Z)	(Z)	(Z)	(Z)	(Z)	(Z)	(Z)	(Z)	(Z)	(Z)	-	-	(Z)	(Z)	-	P.D.
2	(Z)	(Z)	(Z)	-	-	-	-	-	-	3	3	(Z)	(Z)	-	OT-UK
208	42	26	12	34	18	10	5	7	7	10	12	4	6	1	34921
18	6	2	1	7	4	2	1	4	4	6	6	3	4	-	M.C.
13	5	2	1	7	4	2	1	4	4	6	6	3	4	-	ICC
4	1	-	-	-	-	-	-	-	-	-	-	(Z)	(Z)	-	N-ICC
190	36	24	11	27	14	8	4	2	3	4	6	1	1	-	P.T.
-	-	-	-	-	-	-	-	(Z)	(Z)	(Z)	(Z)	-	-	-	AIR
(Z)	(Z)	(Z)	(Z)	(Z)	(Z)	(Z)	(Z)	(Z)	(Z)	(Z)	(Z)	(Z)	(Z)	-	P.D.
-	-	-	-	(Z)	(Z)	-	-	-	-	-	-	(Z)	(Z)	-	OT-UK
293	43	34	19	30	17	65	20	5	3	2	2	38	67	3	34931
41	6	6	3	13	9	21	7	-	-	-	-	2	5	-	RAIL
234	35	23	13	16	8	22	7	5	3	2	2	16	25	-	M.C.
234	35	23	13	16	8	22	7	5	3	2	2	16	25	-	ICC
19	2	5	3	(Z)	(Z)	22	6	-	-	-	-	19	35	-	P.T.
(Z)	(Z)	(Z)	(Z)	(Z)	(Z)	(Z)	(Z)	(Z)	(Z)	(Z)	(Z)	(Z)	(Z)	-	AIR
(Z)	(Z)	(Z)	(Z)	(Z)	(Z)	(Z)	(Z)	(Z)	(Z)	(Z)	(Z)	(Z)	(Z)	-	P.D.
(Z)	(Z)	-	-	-	-	-	-	-	-	-	-	-	-	-	OT-UK
425	179	228	150	306	171	198	75	726	354	331	283	317	258	17	3494
28	13	20	17	11	5	9	4	84	41	3	4	11	12	-	RAIL
281	130	138	103	222	139	122	51	521	289	297	258	139	214	(Z)	M.C.
275	130	138	103	222	139	100	51	432	276	296	258	139	214	(Z)	ICC
6	(Z)	-	-	-	-	21	(Z)	89	13	(Z)	(Z)	(Z)	(Z)	-	N-ICC
108	33	68	30	65	21	65	19	99	13	23	14	148	13	(Z)	P.T.
1	1	(Z)	(Z)	1	1	(Z)	(Z)	13	6	1	1	2	2	-	AIR
-	-	-	-	(Z)	(Z)	-	-	2	1	-	-	3	6	-	WATER
7	3	1	1	7	6	1	(Z)	7	3	1	1	3	3	(Z)	P.D.
(Z)	(Z)	(Z)	(Z)	(Z)	(Z)	1	(Z)	1	(Z)	6	5	11	8	-	OT-UK
133	73	61	51	92	80	23	13	231	163	21	20	73	124	10	34941
-	-	-	-	1	(Z)	-	-	51	17	-	-	1	2	-	RAIL
103	60	58	48	76	70	20	12	156	138	17	17	65	112	-	M.C.
103	60	58	48	76	70	20	12	145	137	17	17	65	112	-	ICC
(Z)	(Z)	-	-	-	-	-	-	11	1	-	-	(Z)	(Z)	-	N-ICC
25	11	2	2	15	8	2	1	9	2	2	2	2	1	(Z)	P.T.
(Z)	(Z)	(Z)	(Z)	1	(Z)	(Z)	(Z)	10	3	1	1	1	1	-	AIR
-	-	-	-	(Z)	(Z)	-	-	1	1	-	-	1	1	-	WATER
5	2	(Z)	(Z)	1	1	(Z)	(Z)	4	2	(Z)	(Z)	2	2	(Z)	P.D.
(Z)	(Z)	(Z)	(Z)	(Z)	(Z)	(Z)	(Z)	1	(Z)	(Z)	(Z)	1	4	-	OT-UK
88	29	49	41	47	20	43	8	170	77	61	65	32	60	5	34942
8	3	-	-	-	-	-	-	1	1	(Z)	(Z)	4	7	-	RAIL
64	21	48	40	36	13	41	7	146	74	61	64	27	51	-	M.C.
62	21	48	40	36	13	20	7	111	69	61	64	27	51	-	ICC
2	(Z)	-	-	-	-	-	(Z)	35	5	-	-	-	-	-	N-ICC
14	4	(Z)	(Z)	6	3	21	1	21	1	(Z)	(Z)	(Z)	(Z)	(Z)	P.T.
(Z)	(Z)	(Z)	(Z)	(Z)	(Z)	(Z)	(Z)	(Z)	(Z)	(Z)	(Z)	(Z)	(Z)	-	AIR
-	-	-	-	-	-	-	-	1	1	-	-	1	1	-	WATER
1	(Z)	1	(Z)	5	4	(Z)	(Z)	1	(Z)	(Z)	(Z)	1	1	-	P.D.
(Z)	(Z)	-	-	(Z)	(Z)	(Z)	(Z)	1	(Z)	-	-	(Z)	(Z)	-	OT-UK
202	76	118	58	166	71	130	53	322	114	248	197	212	74	1	34944
20	10	20	17	10	4	9	4	32	23	2	4	6	4	-	RAIL
112	48	32	15	110	55	58	31	219	77	218	176	47	50	(Z)	M.C.
109	48	32	15	110	55	58	31	176	70	218	176	47	50	(Z)	ICC
3	(Z)	-	-	-	-	-	-	43	7	(Z)	(Z)	(Z)	(Z)	-	N-ICC

TABLE 2. SHIPMENTS BY MANUFACTURING ESTABLISHMENTS--COMMODITIES AND MEANS OF TRANSPORT BY DESTINATION: 1977--CON.

TCC CODE	COMMODITY AND MEANS OF TRANSPORT	ALL SHIPMENTS						TONS (THOUSANDS) AND TON-MILES (MILLIONS) BY DIVISION OF DESTINATION					
		VALUE (MILLION DOLLARS) (A)	TONS (THOUSANDS) (B)	TON-MILES (MILLIONS) (C)	STANDARD ERROR (PERCENT) FOR COLUMNS--			NEW ENGLAND		MIDDLE ATLANTIC			
					(A)	(B)	(C)	TONS	TON-MILES	TONS	TON-MILES		
34944	FABRICATED PIPE AND PIPE FITTINGS.												
	PRIVATE TRUCK.	349	515	132	34	44	49	5	5	37	19		
	AIR.	22	6	5	44	46	44	1	(Z)	(Z)	(Z)		
	WATER.	2	1	4	89	95	91	-	-	-	-		
	PARCEL DELIVERY.	50	7	4	51	35	43	(Z)	(Z)	1	1		
	OTHER AND UNKNOWN.	35	17	8	82	88	97	-	-	(Z)	(Z)		
3499	FABRICATED METAL PRODUCTS, NEC	7 953	8 653	1 717	12	38	20	110	41	540	139		
	RAIL.	297	336	228	31	39	34	-	-	27	12		
	MOTOR CARRIER.	4 551	6 109	1 244	17	48	21	81	35	406	114		
	MOTOR CARRIER, ICC	4 482	5 963	1 238	18	49	21	81	35	406	114		
	MOTOR CARRIER, NON-ICC	69	146	6	34	45	59	-	-	(Z)	(Z)		
	PRIVATE TRUCK.	2 319	2 089	213	16	18	22	26	5	90	10		
	AIR.	65	7	7	24	27	22	1	1	1	1		
	WATER.	37	38	10	51	45	56	-	-	4	(Z)		
	PARCEL DELIVERY.	348	21	10	29	24	21	1	(Z)	4	1		
	OTHER AND UNKNOWN.	336	53	4	36	31	45	1	(Z)	8	(Z)		
34992	METAL FOIL, LEAF, PRODUCTS THEREFROM; EXC. CONTAINERS.	1 156	867	370	13	32	33	26	14	67	26		
	RAIL.	62	57	49	51	65	58	-	-	-	-		
	MOTOR CARRIER.	724	608	274	15	37	33	21	11	57	24		
	MOTOR CARRIER, ICC	707	597	274	15	38	33	21	11	57	24		
	MOTOR CARRIER, NON-ICC	17	10	(Z)	21	20	26	-	-	-	-		
	PRIVATE TRUCK.	272	180	44	16	15	23	4	3	9	2		
	AIR.	13	1	1	39	46	41	(Z)	(Z)	(Z)	(Z)		
	WATER.	15	2	1	20	11	13	(Z)	(Z)	(Z)	(Z)		
	PARCEL DELIVERY.	15	2	1	20	11	13	(Z)	(Z)	(Z)	(Z)		
	OTHER AND UNKNOWN.	71	19	2	42	41	78	-	-	-	-		
34994	COATED METALS AND METAL PRODUCTS	3 401	5 816	740	20	52	37	36	14	303	48		
	RAIL.	17	115	83	45	85	77	-	-	1	1		
	MOTOR CARRIER.	1 805	4 423	567	37	61	40	15	11	249	43		
	MOTOR CARRIER, ICC	1 784	4 300	563	37	61	40	15	11	249	43		
	MOTOR CARRIER, NON-ICC	21	123	5	48	63	82	-	-	(Z)	(Z)		
	PRIVATE TRUCK.	1 403	1 225	74	24	25	22	20	2	47	4		
	AIR.	21	3	2	47	47	41	(Z)	(Z)	(Z)	(Z)		
	WATER.	37	38	10	53	45	56	-	-	4	(Z)		
	PARCEL DELIVERY.	69	5	2	30	48	59	(Z)	(Z)	1	(Z)		
	OTHER AND UNKNOWN.	48	7	(Z)	27	49	64	1	(Z)	1	(Z)		
34996	FOIL SANITARY FOOD CONTAINERS.	98	47	29	30	29	39	(Z)	(Z)	9	5		
	RAIL.	12	7	9	43	43	47	-	-	2	1		
	MOTOR CARRIER.	80	37	19	35	35	54	(Z)	(Z)	7	4		
	MOTOR CARRIER, ICC	80	37	19	35	35	54	(Z)	(Z)	7	4		
	MOTOR CARRIER, NON-ICC	(Z)	(Z)	(Z)	100	100	100	-	-	(Z)	(Z)		
	PRIVATE TRUCK.	2	1	(Z)	82	81	73	-	-	-	-		
	AIR.	(Z)	(Z)	(Z)	92	87	97	-	-	-	-		
	WATER.	(Z)	(Z)	-	100	100	-	-	-	-	-		
	PARCEL DELIVERY.	(Z)	(Z)	(Z)	70	70	89	-	-	-	-		
	OTHER AND UNKNOWN.	5	1	2	29	25	31	-	-	(Z)	(Z)		
34997	METAL SHIP, CONT. EXC. PAILS, BARRELS, DRUMS, KEGS	98	112	37	35	34	39	1	(Z)	5	3		
	RAIL.	49	42	25	54	35	54	-	-	4	3		
	MOTOR CARRIER.	34	43	8	43	35	49	(Z)	(Z)	(Z)	(Z)		
	MOTOR CARRIER, ICC	34	43	8	43	35	49	(Z)	(Z)	(Z)	(Z)		
	PRIVATE TRUCK.	15	27	4	74	70	74	1	(Z)	1	(Z)		
	PARCEL DELIVERY.	(Z)	(Z)	(Z)	100	100	100	-	-	-	-		
34999	FABRICATED METAL PRODUCTS, NEC	2 974	1 764	522	20	33	29	47	13	145	49		
	RAIL.	157	114	62	49	60	66	-	-	21	7		
	MOTOR CARRIER.	1 743	969	358	20	36	23	45	13	83	36		
	MOTOR CARRIER, ICC	1 712	956	357	20	36	23	45	13	83	36		
	MOTOR CARRIER, NON-ICC	31	13	1	65	48	68	-	-	-	-		
	PRIVATE TRUCK.	574	639	90	35	40	39	1	(Z)	31	4		
	AIR.	31	3	3	28	40	31	(Z)	(Z)	(Z)	1		
	WATER.	258	14	7	35	32	27	(Z)	(Z)	2	1		
	PARCEL DELIVERY.	210	25	1	55	52	62	(Z)	(Z)	7	(Z)		
	OTHER AND UNKNOWN.	210	25	1	55	52	62	(Z)	(Z)	7	(Z)		
35	MACHINERY, EXCEPT ELECTRICAL	122 960	25 820	12 127	4	5	6	553	346	2 525	1 099		
	RAIL.	10 954	3 466	2 721	5	9	11	56	42	242	159		
	MOTOR CARRIER.	70 089	14 055	7 535	3	4	5	382	267	1 601	756		
	MOTOR CARRIER, ICC	68 579	13 568	7 446	4	4	5	380	266	1 569	749		
	MOTOR CARRIER, NON-ICC	1 509	487	89	32	51	23	2	1	31	7		
	PRIVATE TRUCK.	22 938	6 818	1 331	8	11	26	82	18	557	97		
	AIR.	6 042	238	236	11	10	8	7	7	38	49		
	WATER.	305	60	37	26	28	37	(Z)	(Z)	15	9		
	PIPELINE	-	-	-	87	99	89	-	-	-	-		
	PARCEL DELIVERY.	5 502	268	117	6	66	12	10	8	25	12		
	OTHER AND UNKNOWN.	7 131	914	149	32	18	30	16	4	48	17		
351	ENGINES AND TURBINES	10 354	1 665	762	6	8	8	36	20	135	57		
	RAIL.	1 149	213	181	17	17	28	1	(Z)	13	8		
	MOTOR CARRIER.	6 604	981	493	8	10	9	26	18	77	35		
	MOTOR CARRIER, ICC	6 552	969	490	8	10	9	26	18	77	35		
	MOTOR CARRIER, NON-ICC	52	12	3	82	97	94	-	-	-	-		
	PRIVATE TRUCK.	1 832	396	67	14	15	14	8	1	31	6		
	AIR.	199	12	10	13	35	34	(Z)	(Z)	(Z)	(Z)		
	WATER.	60	12	7	100	100	100	-	-	12	7		
	PARCEL DELIVERY.	55	1	1	20	20	27	(Z)	(Z)	(Z)	(Z)		
	OTHER AND UNKNOWN.	456	50	3	7	10	30	(Z)	(Z)	2	1		
35112	STEAM ENG., TURBINES, TURBINE GENERATOR SETS, PARTS *	2 916	224	159	16	13	13	24	11	49	9		
	RAIL.	491	73	62	24	33	32	1	(Z)	4	1		
	MOTOR CARRIER.	1 703	109	87	23	17	20	14	10	23	5		
	MOTOR CARRIER, ICC	1 691	109	87	23	17	20	14	10	23	5		
	MOTOR CARRIER, NON-ICC	12	1	(Z)	61	54	68	-	-	-	-		
	PRIVATE TRUCK.	467	37	8	22	21	30	8	1	22	2		
	AIR.	119	2	2	17	30	33	(Z)	(Z)	(Z)	(Z)		



TONS (THOUSANDS) AND TON-MILES (MILLIONS) BY DIVISION OF DESTINATION--CON.

EAST NORTH CENTRAL		WEST NORTH CENTRAL		SOUTH ATLANTIC		EAST SOUTH CENTRAL		WEST SOUTH CENTRAL		MOUNTAIN		PACIFIC		DESTINATION UNKNOWN	TCC CODE AND MOT
TONS	TON-MILES	TONS	TON-MILES	TONS	TON-MILES	TONS	TON-MILES	TONS	TON-MILES	TONS	TON-MILES	TONS	TON-MILES	TONS	
68	18	66	27	44	10	62	18	67	11	21	12	145	12	-	34944
1	(Z)	(Z)	(Z)	1	1	(Z)	(Z)	2	3	(Z)	(Z)	1	1	-	P.T.
1	(Z)	(Z)	(Z)	1	1	(Z)	(Z)	2	1	(Z)	(Z)	1	4	-	AIR
-	-	-	-	(Z)	(Z)	1	(Z)	(Z)	(Z)	6	5	9	3	-	WATER
4 764	491	550	151	805	258	301	76	789	212	150	98	599	251	46	3499
56	25	79	43	67	31	4	2	55	47	33	22	15	26	-	RAIL
3 733	386	287	96	560	182	206	62	566	145	82	63	187	161	-	M.C.
3 684	382	211	95	544	182	205	62	564	145	82	63	186	161	-	ICC
50	4	76	1	16	(Z)	(Z)	(Z)	2	1	-	-	1	(Z)	-	N-ICC
965	76	181	11	160	17	79	7	149	15	34	12	394	60	10	P.T.
1	1	1	1	2	2	(Z)	(Z)	1	1	(Z)	(Z)	(Z)	(Z)	-	AIR
-	-	-	-	10	4	8	4	15	2	-	-	(Z)	-	1	WATER
5	2	2	1	3	1	4	1	1	1	(Z)	(Z)	1	2	(Z)	P.D.
4	1	(Z)	(Z)	3	(Z)	-	-	1	1	(Z)	(Z)	1	2	35	OT-UK
164	65	58	27	316	85	61	16	116	80	12	13	27	45	21	34992
-	-	3	2	7	3	(Z)	(Z)	41	33	-	-	6	11	-	RAIL
116	36	49	23	219	77	44	13	71	44	11	13	20	32	-	M.C.
116	36	49	23	209	77	43	13	71	44	11	13	20	32	-	ICC
-	-	-	-	10	(Z)	(Z)	(Z)	(Z)	(Z)	-	-	-	-	-	N-ICC
47	28	6	2	88	4	17	3	4	2	(Z)	(Z)	1	1	4	P.T.
(Z)	(Z)	(Z)	(Z)	(Z)	(Z)	-	-	1	1	(Z)	(Z)	(Z)	(Z)	-	AIR
(Z)	(Z)	(Z)	(Z)	(Z)	(Z)	(Z)	(Z)	(Z)	(Z)	(Z)	(Z)	(Z)	(Z)	-	P.D.
1	1	-	-	2	(Z)	-	-	-	-	-	-	(Z)	1	16	OT-UK
3 770	304	347	87	326	114	137	34	550	67	21	18	319	53	8	34994
-	-	73	38	39	41	(Z)	(Z)	1	2	-	-	1	2	-	RAIL
3 191	276	165	41	240	60	98	28	428	52	20	18	18	37	-	M.C.
3 144	272	90	41	240	60	98	28	425	52	20	18	18	37	-	ICC
46	4	75	(Z)	-	-	-	-	2	1	-	-	(Z)	(Z)	-	N-ICC
575	28	108	7	33	7	30	2	106	11	(Z)	(Z)	300	14	6	P.T.
(Z)	(Z)	1	(Z)	2	1	(Z)	(Z)	(Z)	(Z)	(Z)	(Z)	(Z)	(Z)	-	AIR
-	-	-	-	10	4	8	4	15	2	-	-	-	-	1	WATER
1	1	(Z)	(Z)	1	(Z)	1	(Z)	(Z)	(Z)	(Z)	(Z)	(Z)	(Z)	(Z)	P.D.
3	(Z)	-	-	2	(Z)	-	-	(Z)	(Z)	(Z)	(Z)	(Z)	(Z)	1	OT-UK
8	2	2	1	3	1	1	(Z)	12	6	1	1	12	12	-	34996
-	-	-	-	-	-	-	-	-	-	-	-	-	-	-	RAIL
7	2	2	1	3	1	1	(Z)	9	4	1	(Z)	8	6	-	M.C.
7	2	2	1	3	1	1	(Z)	9	4	1	(Z)	8	6	-	ICC
-	-	-	-	-	-	-	-	-	-	-	-	-	-	-	N-ICC
1	(Z)	-	-	-	-	-	-	-	-	-	-	(Z)	(Z)	-	P.T.
-	-	(Z)	(Z)	-	-	-	-	-	-	-	-	(Z)	(Z)	-	AIR
-	-	-	-	-	-	-	-	-	-	-	-	(Z)	-	-	WATER
-	-	(Z)	(Z)	-	-	-	-	-	-	-	-	(Z)	(Z)	-	P.D.
(Z)	(Z)	(Z)	(Z)	-	-	-	-	(Z)	(Z)	(Z)	(Z)	(Z)	(Z)	1	OT-UK
103	33	(Z)	(Z)	1	(Z)	2	1	(Z)	(Z)	-	-	-	-	-	34997
39	22	-	-	-	-	-	-	-	-	-	-	-	-	-	RAIL
41	7	(Z)	(Z)	(Z)	(Z)	2	1	(Z)	(Z)	-	-	-	-	-	M.C.
41	7	(Z)	(Z)	(Z)	(Z)	2	1	(Z)	(Z)	-	-	-	-	-	ICC
24	3	-	-	1	(Z)	-	-	-	-	-	-	-	-	-	P.T.
-	-	-	-	-	-	-	-	(Z)	(Z)	-	-	-	-	-	P.D.
705	84	143	37	155	55	100	24	98	57	116	66	238	135	17	34999
18	3	3	3	21	7	4	2	10	10	33	22	5	8	-	RAIL
371	63	72	31	94	41	60	19	56	43	50	31	138	81	-	M.C.
368	63	70	31	88	40	60	19	56	43	50	31	136	81	-	ICC
3	(Z)	2	(Z)	6	(Z)	-	-	-	-	-	-	1	(Z)	-	N-ICC
313	16	67	2	37	5	32	2	29	3	33	12	94	45	(Z)	P.T.
1	1	(Z)	(Z)	1	1	(Z)	(Z)	(Z)	(Z)	(Z)	(Z)	(Z)	(Z)	-	AIR
3	1	1	(Z)	2	1	3	1	1	1	(Z)	(Z)	1	2	-	P.D.
-	-	-	-	-	-	-	-	1	(Z)	(Z)	(Z)	(Z)	(Z)	17	OT-UK
8 001	1 994	2 704	971	3 008	1 676	1 636	663	3 003	1 878	1 105	1 152	2 335	2 349	950	35
702	259	270	150	642	451	204	96	596	466	327	344	422	754	5	RAIL
4 555	1 317	1 222	606	1 680	964	1 039	442	1 793	1 180	610	668	1 081	1 335	94	M.C.
4 213	1 297	1 206	599	1 655	939	1 030	437	1 767	1 171	605	662	1 049	1 326	(Z)	ICC
342	21	16	7	25	10	5	5	26	9	5	6	32	9	(Z)	N-ICC
2 572	352	1 162	186	595	200	368	108	490	141	138	103	664	126	193	P.T.
56	29	13	12	23	18	7	6	33	23	16	20	43	74	1	AIR
18	7	-	-	7	3	-	-	4	3	-	-	16	16	-	WATER
-	-	-	-	-	-	-	-	-	-	-	-	-	-	-	PIPE
59	20	18	9	28	17	12	8	17	14	8	9	14	21	77	P.D.
39	10	18	8	33	24	6	4	71	51	8	9	95	23	580	OT-UK
789	132	111	54	176	105	99	41	151	161	24	34	108	158	36	351
21	9	9	7	89	40	3	2	35	38	6	10	35	68	-	RAIL
464	97	68	32	71	54	86	36	108	115	15	20	64	87	2	M.C.
452	94	68	32	71	54	86	36	108	115	15	20	63	86	2	ICC
12	3	(Z)	(Z)	-	-	-	-	-	-	-	-	1	(Z)	-	N-ICC
283	20	33	15	16	10	10	4	6	7	3	3	6	1	-	P.T.
8	6	(Z)	(Z)	(Z)	(Z)	(Z)	(Z)	1	1	(Z)	(Z)	2	1	(Z)	AIR
-	-	-	-	-	-	-	-	-	-	-	-	(Z)	(Z)	-	WATER
(Z)	(Z)	(Z)	(Z)	(Z)	(Z)	(Z)	(Z)	(Z)	(Z)	(Z)	(Z)	(Z)	(Z)	-	P.D.
13	1	(Z)	(Z)	1	1	(Z)	(Z)	-	-	-	-	(Z)	1	34	OT-UK
15	8	7	6	46	17	3	2	54	68	5	8	17	30	4	35112
2	2	4	3	33	9	(Z)	(Z)	14	19	5	8	9	20	-	RAIL
13	6	2	2	9	5	3	2	37	45	(Z)	(Z)	7	10	1	M.C.
13	6	2	2	9	5	3	2	37	45	(Z)	(Z)	7	9	1	ICC
-	-	-	-	-	-	-	-	-	-	-	-	1	(Z)	-	N-ICC
(Z)	(Z)	1	(Z)	4	2	(Z)	(Z)	1	2	-	-	(Z)	(Z)	-	P.T.
(Z)	(Z)	(Z)	(Z)	(Z)	(Z)	(Z)	(Z)	1	1	(Z)	(Z)	(Z)	(Z)	-	AIR

TABLE 2. SHIPMENTS BY MANUFACTURING ESTABLISHMENTS--COMMODITIES AND MEANS OF TRANSPORT BY DESTINATION: 1977--CON.

TCC CODE	COMMODITY AND MEANS OF TRANSPORT	ALL SHIPMENTS						TONS (THOUSANDS) AND TON-MILES (MILLIONS) BY DIVISION OF DESTINATION					
		VALUE (MILLION DOLLARS) (A)	TONS (THOUSANDS) (B)	TON-MILES (MILLIONS) (C)	STANDARD ERROR (PERCENT) FOR COLUMNS--			NEW ENGLAND		MIDOLE ATLANTIC			
					(A)	(B)	(C)	TONS	TON-MILES	TONS	TON-MILES		
35112	STEAM ENG., TURBINES, TURBINE GENERATOR SETS, PARTS *												
	PARCEL DELIVERY . . . . .	34	(Z)	(Z)	26	29	29	(Z)	(Z)	(Z)	(Z)	(Z)	(Z)
	OTHER AND UNKNOWN . . . . .	102	3	(Z)	20	17	99	(Z)	(Z)	(Z)	(Z)	(Z)	(Z)
3519	MISCELLANEOUS INTERNAL COMBUSTION ENGINES. . . . .	7 463	1 486	626	7	9	9	12	9	89	50	50	6
	RAIL . . . . .	539	122	116	24	21	36	-	-	9	6	6	6
	MOTOR CARRIER . . . . .	5 031	920	429	9	12	11	12	9	57	30	30	30
	MOTOR CARRIER, ICC . . . . .	4 990	908	426	9	11	11	12	9	57	30	30	30
	MOTOR CARRIER, NON-ICC . . . . .	42	12	3	100	100	100	-	-	-	-	-	-
	PRIVATE TRUCK . . . . .	1 378	371	61	14	16	15	(Z)	(Z)	9	4	4	4
	AIR . . . . .	84	12	8	24	38	38	(Z)	(Z)	(Z)	(Z)	(Z)	(Z)
	WATER . . . . .	63	12	8	100	100	100	-	-	12	8	8	8
	PARCEL DELIVERY . . . . .	15	1	1	25	25	35	(Z)	(Z)	(Z)	(Z)	(Z)	(Z)
	OTHER AND UNKNOWN . . . . .	353	49	3	8	11	33	(Z)	(Z)	2	1	1	1
35195	OUTBOARD MOTORS AND PARTS. . . . .	711	75	54	10	15	19	2	2	9	6	6	6
	RAIL . . . . .	72	16	15	40	64	57	-	-	1	1	1	1
	MOTOR CARRIER . . . . .	541	52	36	12	9	12	2	2	7	5	5	5
	MOTOR CARRIER, ICC . . . . .	541	52	36	12	9	12	2	2	7	5	5	5
	PRIVATE TRUCK . . . . .	76	6	2	44	27	40	-	-	-	-	-	-
	AIR . . . . .	5	(Z)	1	52	53	52	-	-	(Z)	(Z)	(Z)	(Z)
	WATER . . . . .	(Z)	(Z)	(Z)	-	-	-	-	-	-	-	-	-
	PARCEL DELIVERY . . . . .	4	(Z)	(Z)	20	19	32	-	-	-	-	-	-
	OTHER AND UNKNOWN . . . . .	13	1	2	54	56	53	-	-	(Z)	(Z)	(Z)	(Z)
35199	INTERNAL COMBUSTION ENGINES, NEC . . . . .	6 752	1 411	572	7	10	11	10	8	81	44	44	44
	RAIL . . . . .	466	106	102	28	25	41	-	-	8	5	5	5
	MOTOR CARRIER . . . . .	4 490	868	393	9	12	12	10	8	50	26	26	26
	MOTOR CARRIER, ICC . . . . .	4 449	856	391	9	12	12	10	8	50	26	26	26
	MOTOR CARRIER, NON-ICC . . . . .	42	12	3	100	100	100	-	-	-	-	-	-
	PRIVATE TRUCK . . . . .	1 302	365	59	14	16	16	(Z)	(Z)	9	4	4	4
	AIR . . . . .	79	11	8	25	40	40	(Z)	(Z)	(Z)	(Z)	(Z)	(Z)
	WATER . . . . .	63	12	8	100	100	100	-	-	12	8	8	8
	PARCEL DELIVERY . . . . .	12	1	(Z)	33	34	42	-	-	(Z)	(Z)	(Z)	(Z)
	OTHER AND UNKNOWN . . . . .	340	48	2	8	11	41	(Z)	(Z)	2	1	1	1
352	FARM MACHINERY AND EQUIPMENT . . . . .	10 958	4 713	2 178	11	18	20	47	39	221	164	164	164
	RAIL . . . . .	2 417	902	730	16	24	26	11	9	65	57	57	57
	MOTOR CARRIER . . . . .	4 917	1 812	1 001	17	20	27	33	26	124	87	87	87
	MOTOR CARRIER, ICC . . . . .	4 853	1 786	989	17	20	28	32	25	117	84	84	84
	MOTOR CARRIER, NON-ICC . . . . .	64	26	13	29	28	42	1	1	7	2	2	2
	PRIVATE TRUCK . . . . .	2 986	1 799	422	16	36	18	2	3	30	19	19	19
	AIR . . . . .	16	4	3	22	41	30	(Z)	(Z)	(Z)	(Z)	(Z)	(Z)
	WATER . . . . .	8	1	1	39	34	51	-	-	-	-	-	-
	PARCEL DELIVERY . . . . .	123	17	10	37	42	62	(Z)	(Z)	2	1	1	1
	OTHER AND UNKNOWN . . . . .	490	178	10	12	59	82	(Z)	(Z)	(Z)	(Z)	(Z)	(Z)
3522	FARM MACHINERY AND EQUIPMENT . . . . .	8 827	3 964	1 758	9	20	19	20	17	148	107	107	107
	RAIL . . . . .	2 149	789	680	18	28	29	2	3	41	38	38	38
	MOTOR CARRIER . . . . .	3 348	1 260	682	11	13	21	15	11	80	52	52	52
	MOTOR CARRIER, ICC . . . . .	3 290	1 237	668	11	13	21	14	10	70	49	49	49
	MOTOR CARRIER, NON-ICC . . . . .	58	23	15	38	36	48	1	1	10	3	3	3
	PRIVATE TRUCK . . . . .	2 750	1 722	383	16	37	19	2	3	26	16	16	16
	AIR . . . . .	15	4	3	24	44	33	(Z)	(Z)	(Z)	(Z)	(Z)	(Z)
	WATER . . . . .	2	1	(Z)	34	40	93	-	-	-	-	-	-
	PARCEL DELIVERY . . . . .	113	15	9	40	46	66	(Z)	(Z)	1	1	1	1
	OTHER AND UNKNOWN . . . . .	451	172	1	13	62	66	-	-	(Z)	(Z)	(Z)	(Z)
35222	WHEEL TRACTORS, PARTS, AND ATTACHMENTS . . . . .	2 585	870	505	18	23	38	9	8	41	28	28	28
	RAIL . . . . .	607	206	191	29	36	45	(Z)	(Z)	11	10	10	10
	MOTOR CARRIER . . . . .	1 537	524	275	19	22	37	9	8	30	18	18	18
	MOTOR CARRIER, ICC . . . . .	1 522	519	272	19	22	38	8	7	30	18	18	18
	MOTOR CARRIER, NON-ICC . . . . .	15	5	4	51	49	50	1	1	-	-	-	-
	PRIVATE TRUCK . . . . .	366	117	37	12	11	18	(Z)	(Z)	(Z)	(Z)	(Z)	(Z)
	AIR . . . . .	4	1	(Z)	62	81	67	-	-	(Z)	(Z)	(Z)	(Z)
	WATER . . . . .	2	(Z)	(Z)	18	18	22	(Z)	(Z)	(Z)	(Z)	(Z)	(Z)
	PARCEL DELIVERY . . . . .	69	22	(Z)	-	-	66	-	-	-	-	-	-
	OTHER AND UNKNOWN . . . . .	69	22	(Z)	-	-	66	-	-	-	-	-	-
35223	PLANTING AND FERTILIZING MACHINERY AND PARTS . . . . .	822	225	98	36	29	33	(Z)	(Z)	13	8	8	8
	RAIL . . . . .	44	16	8	32	32	38	-	-	-	-	-	-
	MOTOR CARRIER . . . . .	183	57	25	37	33	42	-	-	3	2	2	2
	MOTOR CARRIER, ICC . . . . .	183	57	25	37	33	42	-	-	3	2	2	2
	PRIVATE TRUCK . . . . .	535	145	61	56	44	53	-	-	9	5	5	5
	AIR . . . . .	1	(Z)	(Z)	50	44	43	-	-	(Z)	(Z)	(Z)	(Z)
	WATER . . . . .	18	6	4	55	69	87	(Z)	(Z)	1	(Z)	(Z)	(Z)
	PARCEL DELIVERY . . . . .	41	1	(Z)	73	73	71	-	-	-	-	-	-
	OTHER AND UNKNOWN . . . . .	41	1	(Z)	73	73	71	-	-	-	-	-	-
35225	HARVESTING MACHINERY AND PARTS . . . . .	2 462	777	501	8	10	10	7	5	47	38	38	38
	RAIL . . . . .	1 050	308	282	7	6	7	1	2	22	20	20	20
	MOTOR CARRIER . . . . .	752	253	118	13	15	13	5	2	24	17	17	17
	MOTOR CARRIER, ICC . . . . .	731	244	115	13	15	13	5	2	15	14	14	14
	MOTOR CARRIER, NON-ICC . . . . .	21	9	3	69	69	69	-	-	9	3	3	3
	PRIVATE TRUCK . . . . .	594	198	99	27	36	52	(Z)	1	1	1	1	1
	AIR . . . . .	2	(Z)	(Z)	27	34	31	-	-	(Z)	(Z)	(Z)	(Z)
	WATER . . . . .	2	1	(Z)	34	40	93	-	-	-	-	-	-
	PARCEL DELIVERY . . . . .	12	3	1	47	55	57	-	-	(Z)	(Z)	(Z)	(Z)
	OTHER AND UNKNOWN . . . . .	49	14	1	88	87	100	-	-	-	-	-	-
35227	MACHINES FOR PREPARING CROPS FOR MARKET. . . . .	222	663	35	61	93	48	(Z)	1	4	3	3	3
	RAIL . . . . .	26	9	9	52	49	55	-	-	-	-	-	-
	MOTOR CARRIER . . . . .	23	10	6	69	76	65	-	-	-	-	-	-
	MOTOR CARRIER, ICC . . . . .	22	10	6	70	77	66	-	-	-	-	-	-
	MOTOR CARRIER, NON-ICC . . . . .	1	(Z)	(Z)	100	100	100	-	-	-	-	-	-
	PRIVATE TRUCK . . . . .	174	569	19	78	96	57	(Z)	1	4	3	3	3
	WATER . . . . .	(Z)	(Z)	(Z)	96	95	94	-	-	-	-	-	-
	PARCEL DELIVERY . . . . .	(Z)	(Z)	(Z)	100	100	100	-	-	-	-	-	-
	OTHER AND UNKNOWN . . . . .	(Z)	75	(Z)	100	100	100	-	-	-	-	-	-
35228	BARN, BARNYARD, AND POULTRY EQUIPMENT. . . . .	505	337	75	46	56	51	1	(Z)	9	3	3	3

TONS (THOUSANDS) AND TON-MILES (MILLIONS) BY DIVISION OF DESTINATION--CON.

EAST NORTH CENTRAL		WEST NORTH CENTRAL		SOUTH ATLANTIC		EAST SOUTH CENTRAL		WEST SOUTH CENTRAL		MOUNTAIN		PACIFIC		DESTINATION UNKNOWN	TCC CODE AND MOT	
TONS	TON-MILES	TONS	TON-MILES	TONS	TON-MILES	TONS	TON-MILES	TONS	TON-MILES	TONS	TON-MILES	TONS	TON-MILES	TONS		
(Z)	(Z)	(Z)	(Z)	(Z)	(Z)	(Z)	(Z)	(Z)	(Z)	(Z)	(Z)	(Z)	(Z)	-	35112	
(Z)	(Z)	(Z)	(Z)	(Z)	(Z)	(Z)	(Z)	-	-	-	-	(Z)	(Z)	3	P.O. OT-UK	
807	128	103	49	117	89	100	41	100	96	20	26	104	136	33	35119	
19	7	3	2	39	29	3	2	20	18	1	2	27	50	-	RAIL	
472	95	69	31	66	51	86	35	74	72	16	21	68	84	1	M.C.	
460	92	69	31	66	51	86	35	74	72	16	21	68	84	1	ICC	
12	3	(Z)	(Z)	-	-	-	-	-	-	-	-	-	-	-	N-ICC	
294	19	32	16	12	8	10	4	5	5	3	3	6	1	-	P.T.	
8	6	(Z)	(Z)	(Z)	(Z)	(Z)	(Z)	(Z)	(Z)	(Z)	(Z)	3	1	(Z)	AIR	
-	-	-	-	-	-	-	-	-	-	-	-	(Z)	(Z)	-	WATER	
(Z)	(Z)	(Z)	(Z)	(Z)	(Z)	(Z)	(Z)	(Z)	(Z)	(Z)	(Z)	(Z)	(Z)	-	P.O.	
14	(Z)	-	-	1	1	-	-	-	-	-	-	(Z)	(Z)	32	OT-UK	
12	2	9	3	21	17	4	2	10	9	2	3	6	11	-	35195	
(Z)	(Z)	-	-	9	7	-	-	1	1	-	-	4	7	-	RAIL	
8	2	7	2	11	9	4	2	9	8	2	3	2	3	-	M.C.	
8	2	7	2	11	9	4	2	9	8	2	3	2	3	-	ICC	
3	(Z)	2	1	(Z)	1	-	-	(Z)	(Z)	(Z)	(Z)	-	-	-	P.T.	
(Z)	(Z)	(Z)	(Z)	(Z)	(Z)	-	-	(Z)	(Z)	-	-	(Z)	(Z)	-	AIR	
-	-	-	-	-	-	-	-	-	-	-	-	(Z)	(Z)	-	WATER	
(Z)	(Z)	(Z)	(Z)	(Z)	(Z)	(Z)	(Z)	(Z)	(Z)	(Z)	(Z)	(Z)	(Z)	-	P.O.	
-	-	-	-	1	1	-	-	-	-	-	-	(Z)	(Z)	-	OT-UK	
795	126	94	46	96	72	96	39	90	88	18	23	97	126	33	35199	
18	7	3	2	30	22	3	2	20	18	1	2	23	43	-	RAIL	
464	93	61	29	55	42	83	33	65	64	14	18	66	81	1	M.C.	
452	90	61	29	55	42	83	33	65	64	14	18	66	81	1	ICC	
12	3	(Z)	(Z)	-	-	-	-	-	-	-	-	-	-	-	N-ICC	
291	19	30	15	11	7	10	4	5	5	3	3	6	1	-	P.T.	
8	6	(Z)	(Z)	(Z)	(Z)	(Z)	(Z)	(Z)	(Z)	(Z)	(Z)	2	1	(Z)	AIR	
-	-	-	-	-	-	-	-	-	-	-	-	-	-	-	WATER	
(Z)	(Z)	(Z)	(Z)	(Z)	(Z)	(Z)	(Z)	(Z)	(Z)	(Z)	(Z)	(Z)	(Z)	-	P.O.	
14	(Z)	-	-	-	-	-	-	-	-	-	-	(Z)	(Z)	32	OT-UK	
1	221	325	1 255	265	406	252	291	134	375	273	347	360	393	365	155	352
164	95	93	49	89	66	75	31	159	130	181	181	66	112	-	RAIL	
550	148	344	135	205	133	149	71	134	95	141	154	83	151	48	M.C.	
543	148	337	129	204	133	148	71	133	94	141	154	83	151	48	ICC	
7	(Z)	7	6	1	1	1	1	2	1	-	-	(Z)	(Z)	-	N-ICC	
499	78	811	78	109	49	65	30	79	45	24	24	166	97	12	P.T.	
1	(Z)	2	1	(Z)	(Z)	(Z)	(Z)	(Z)	(Z)	(Z)	(Z)	(Z)	1	-	AIR	
-	-	-	-	(Z)	(Z)	-	-	1	(Z)	-	-	(Z)	1	-	WATER	
3	1	5	1	1	1	2	1	2	1	1	1	2	3	-	P.O.	
4	3	1	1	2	3	(Z)	1	1	1	-	-	75	1	94	OT-UK	
985	239	1 204	245	291	193	192	106	335	248	322	325	347	278	121	3522	
146	87	95	53	57	49	51	25	150	127	183	186	65	112	-	RAIL	
361	83	301	114	133	100	86	50	106	74	115	117	50	82	12	M.C.	
361	83	292	105	133	100	84	49	104	73	115	117	50	82	12	ICC	
(Z)	(Z)	9	8	-	-	2	1	1	1	-	-	(Z)	(Z)	-	N-ICC	
473	68	802	77	98	43	54	29	76	46	22	21	155	80	12	P.T.	
1	(Z)	2	1	(Z)	(Z)	(Z)	(Z)	(Z)	(Z)	(Z)	1	(Z)	(Z)	-	AIR	
-	-	-	-	1	(Z)	-	-	(Z)	(Z)	-	-	-	-	-	WATER	
3	1	4	1	1	1	1	(Z)	1	1	1	1	2	3	-	P.O.	
1	(Z)	(Z)	(Z)	1	1	(Z)	(Z)	(Z)	(Z)	-	-	75	(Z)	96	OT-UK	
234	44	136	44	91	66	81	44	125	97	105	127	26	46	22	35222	
6	(Z)	5	3	19	18	31	16	80	66	40	53	13	25	-	RAIL	
183	34	91	32	68	46	28	16	37	25	65	75	12	21	-	M.C.	
183	34	90	31	68	46	27	15	35	24	65	75	12	21	-	ICC	
-	-	-	-	1	-	1	-	1	1	-	-	(Z)	(Z)	-	N-ICC	
44	10	40	9	4	1	21	12	8	5	(Z)	(Z)	(Z)	(Z)	-	P.T.	
1	(Z)	(Z)	(Z)	(Z)	(Z)	(Z)	(Z)	(Z)	(Z)	(Z)	(Z)	(Z)	(Z)	-	AIR	
(Z)	(Z)	(Z)	(Z)	(Z)	(Z)	(Z)	(Z)	(Z)	(Z)	(Z)	(Z)	(Z)	(Z)	-	P.O.	
(Z)	(Z)	-	-	-	-	-	-	-	-	-	-	-	-	22	OT-UK	
47	10	96	35	14	7	10	5	20	16	7	8	17	9	-	35223	
1	(Z)	12	5	2	2	-	-	-	-	2	2	-	-	-	RAIL	
20	5	20	7	5	3	5	3	1	1	2	2	2	3	-	M.C.	
20	5	20	7	5	3	5	3	1	1	2	2	2	3	-	ICC	
25	5	62	23	7	2	5	3	19	16	3	4	14	4	-	P.T.	
(Z)	(Z)	(Z)	(Z)	-	-	(Z)	(Z)	(Z)	(Z)	(Z)	(Z)	(Z)	(Z)	-	AIR	
(Z)	(Z)	3	1	(Z)	(Z)	(Z)	(Z)	(Z)	(Z)	1	1	1	2	-	P.O.	
(Z)	(Z)	-	-	(Z)	(Z)	-	-	-	-	-	-	-	-	-	OT-UK	
170	43	200	82	51	33	28	14	77	59	54	58	105	170	38	35225	
27	12	72	42	30	23	14	7	60	51	33	43	49	83	-	RAIL	
64	19	90	32	11	8	7	5	10	6	19	13	11	16	12	M.C.	
64	19	90	32	11	8	7	5	10	6	19	13	11	16	12	ICC	
-	-	-	-	-	-	-	-	-	-	-	-	-	-	-	N-ICC	
79	12	38	7	10	1	5	2	6	2	2	2	45	71	12	P.T.	
(Z)	(Z)	(Z)	(Z)	(Z)	(Z)	(Z)	(Z)	(Z)	(Z)	(Z)	(Z)	(Z)	(Z)	-	AIR	
-	-	-	-	1	(Z)	-	-	(Z)	(Z)	-	-	-	-	-	WATER	
(Z)	(Z)	(Z)	(Z)	(Z)	(Z)	(Z)	(Z)	(Z)	(Z)	(Z)	(Z)	(Z)	(Z)	-	P.O.	
-	-	-	-	1	1	-	-	-	-	-	-	-	-	13	OT-UK	
5	2	565	16	2	2	5	3	6	8	1	1	75	(Z)	-	35227	
-	-	-	-	(Z)	(Z)	3	1	6	8	-	-	-	-	-	RAIL	
1	(Z)	6	3	1	1	1	(Z)	(Z)	(Z)	1	1	-	-	-	M.C.	
1	(Z)	6	3	1	1	(Z)	(Z)	(Z)	(Z)	1	1	-	-	-	ICC	
-	-	-	-	-	-	(Z)	(Z)	-	-	-	-	-	-	-	N-ICC	
4	1	559	13	(Z)	(Z)	2	1	-	-	(Z)	(Z)	(Z)	(Z)	-	P.T.	
(Z)	(Z)	-	-	-	-	-	-	-	-	-	-	(Z)	(Z)	-	AIR	
-	-	-	-	-	-	-	-	-	-	-	-	75	(Z)	-	P.O.	
-	-	-	-	-	-	-	-	-	-	-	-	-	-	-	OT-UK	
250	15	9	9	39	23	13	8	10	7	4	6	1	4	-	35228	



TABLE 2. SHIPMENTS BY MANUFACTURING ESTABLISHMENTS--COMMODITIES AND MEANS OF TRANSPORT BY DESTINATION: 1977--CON.

TCC CODE	COMMODITY AND MEANS OF TRANSPORT	ALL SHIPMENTS						TONS (THOUSANDS) AND TON-MILES (MILLIONS) BY DIVISION OF DESTINATION					
		VALUE (MILLION DOLLARS) (A)	TONS (THOU- SANDS) (B)	TON- MILES (MIL- LIONS) (C)	STANDARD ERROR (PERCENT) FOR COLUMNS--			NEW ENGLAND		MIDDLE ATLANTIC			
					(A)	(B)	(C)	TONS	TON- MILES	TONS	TON- MILES		
35228	BARN, BARNYARD, AND POULTRY EQUIPMENT.												
	RAIL	3	3	2	57	56	55	-	-	-	-	-	-
	MOTOR CARRIER	63	19	18	49	48	65	(Z)	(Z)	3	1		
	MOTOR CARRIER, ICC	44	12	10	57	58	82	(Z)	(Z)	2	(Z)		
	MOTOR CARRIER, NON-ICC	18	7	8	84	84	91	-	-	-	(Z)		
	PRIVATE TRUCK	397	312	52	55	60	53	1	(Z)	6	2		
	AIR	2	1	1	46	47	49	-	-	(Z)	(Z)		
	PARCEL DELIVERY	40	2	1	97	70	68	-	-	(Z)	(Z)		
35229	FARM MACHINERY AND EQUIPMENT, NEC.	1 469	619	238	12	27	14	2	3	19	16		
	RAIL	58	27	22	23	24	24	1	1	7	7		
	MOTOR CARRIER	549	247	154	10	11	16	1	1	12	8		
	MOTOR CARRIER, ICC	548	246	154	10	11	16	1	1	12	8		
	MOTOR CARRIER, NON-ICC	2	1	(Z)	67	80	71	-	-	-	-		
	PRIVATE TRUCK	542	285	60	29	48	31	1	1	(Z)	(Z)		
	AIR	3	(Z)	(Z)	20	24	34	(Z)	(Z)	(Z)	(Z)		
	PARCEL DELIVERY	34	2	1	37	43	41	(Z)	(Z)	(Z)	(Z)		
	OTHER AND UNKNOWN	282	57	(Z)	9	9	97	-	-	(Z)	(Z)		
35241	GARDEN TRACTORS AND LAWN AND GARDEN EQUIPMENT *	2 074	731	379	26	30	36	25	20	71	52		
	RAIL	302	122	75	44	43	47	9	7	24	17		
	MOTOR CARRIER	1 464	516	264	33	38	45	16	13	43	31		
	MOTOR CARRIER, ICC	1 444	507	263	34	39	45	16	13	43	31		
	MOTOR CARRIER, NON-ICC	20	9	1	46	45	59	-	-	-	-		
	PRIVATE TRUCK	228	81	27	33	31	36	(Z)	(Z)	5	3		
	AIR	3	(Z)	(Z)	62	62	58	(Z)	(Z)	(Z)	(Z)		
	WATER	7	1	1	60	56	59	-	-	-	-		
	PARCEL DELIVERY	11	2	1	69	66	62	(Z)	(Z)	(Z)	(Z)		
	OTHER AND UNKNOWN	59	10	10	57	50	99	(Z)	(Z)	(Z)	(Z)		
353	CONSTRUCTION, MINING, MATERIALS HANDLING MACH., EQUIP.	22 740	6 467	3 568	6	6	7	103	75	644	283		
	RAIL	4 400	1 448	1 212	6	6	11	32	25	70	42		
	MOTOR CARRIER	11 995	3 515	1 907	7	8	8	61	46	465	211		
	MOTOR CARRIER, ICC	11 779	3 470	1 892	7	8	8	61	46	455	211		
	MOTOR CARRIER, NON-ICC	216	45	16	32	25	49	-	-	10	(Z)		
	PRIVATE TRUCK	3 357	1 114	318	11	9	11	10	3	83	16		
	AIR	616	60	56	15	15	20	(Z)	(Z)	6	4		
	WATER	66	11	8	55	40	56	-	-	(Z)	(Z)		
	PIPELINE	-	-	-	100	100	100	-	-	-	-		
	PARCEL DELIVERY	325	20	12	33	40	43	(Z)	(Z)	2	1		
	OTHER AND UNKNOWN	1 981	300	56	14	12	59	-	-	18	8		
3531	CONSTRUCTION MACHINERY AND EQUIPMENT	11 801	3 404	2 056	9	7	10	47	39	217	126		
	RAIL	3 852	1 237	1 070	7	8	13	24	18	56	31		
	MOTOR CARRIER	5 229	1 555	866	11	11	13	23	20	145	89		
	MOTOR CARRIER, ICC	5 195	1 546	865	11	11	13	23	20	145	89		
	MOTOR CARRIER, NON-ICC	34	9	1	58	44	48	-	-	-	-		
	PRIVATE TRUCK	1 171	372	85	19	10	12	(Z)	(Z)	11	4		
	AIR	141	26	27	26	29	34	(Z)	(Z)	4	2		
	WATER	(Z)	(Z)	(Z)	57	25	47	-	-	-	-		
	PARCEL DELIVERY	107	9	6	73	77	76	(Z)	(Z)	1	1		
	OTHER AND UNKNOWN	1 300	204	1	7	6	30	-	-	(Z)	(Z)		
35311	CONTRACTORS OFF-HIGHWAY WHEEL AND TRACKED TRACTORS	1 969	517	360	10	10	13	12	12	54	33		
	RAIL	871	234	211	12	11	14	11	11	35	22		
	MOTOR CARRIER	742	204	131	23	21	24	1	1	18	10		
	MOTOR CARRIER, ICC	742	204	131	23	21	24	1	1	18	10		
	PRIVATE TRUCK	221	56	13	19	16	20	-	-	2	1		
	AIR	21	5	5	69	72	71	-	-	-	-		
	PARCEL DELIVERY	1	(Z)	(Z)	99	99	100	-	-	-	-		
	OTHER AND UNKNOWN	115	19	-	1	1	-	-	-	-	-		
35313	TRACKLAYING ATTACHMENTS AND PARTS.	2 233	679	262	9	16	15	5	3	38	20		
	RAIL	421	113	76	12	12	14	-	-	(Z)	(Z)		
	MOTOR CARRIER	1 041	379	157	14	25	25	5	3	37	19		
	MOTOR CARRIER, ICC	1 013	371	156	13	25	25	5	3	37	19		
	MOTOR CARRIER, NON-ICC	28	8	1	57	45	47	-	-	-	-		
	PRIVATE TRUCK	284	121	26	16	19	25	-	-	1	(Z)		
	AIR	18	3	3	36	47	50	(Z)	(Z)	(Z)	(Z)		
	PARCEL DELIVERY	8	1	1	62	66	65	(Z)	(Z)	(Z)	(Z)		
	OTHER AND UNKNOWN	461	63	(Z)	17	17	67	-	-	-	-		
35314	POWER CRANES, DRAGLINES, SHOVELS, LOADERS, AND PARTS	4 348	1 373	999	20	14	18	23	17	79	45		
	RAIL	1 778	659	602	12	14	23	10	5	21	9		
	MOTOR CARRIER	1 933	595	349	21	18	24	13	13	47	32		
	MOTOR CARRIER, ICC	1 931	594	349	21	18	24	13	13	47	32		
	MOTOR CARRIER, NON-ICC	2	1	(Z)	74	92	84	-	-	-	-		
	PRIVATE TRUCK	421	83	26	44	19	26	-	-	7	2		
	AIR	73	17	17	38	41	50	(Z)	(Z)	4	2		
	PARCEL DELIVERY	82	7	5	86	86	87	(Z)	(Z)	1	1		
	OTHER AND UNKNOWN	62	12	1	28	27	34	-	-	(Z)	(Z)		
35316	MIXERS, PAVERS, AND RELATED EQUIPMENT.	64	13	4	55	47	34	1	1	4	2		
	RAIL	3	1	1	91	94	91	1	1	-	-		
	MOTOR CARRIER	28	6	4	32	36	36	(Z)	(Z)	4	2		
	MOTOR CARRIER, ICC	28	6	4	32	36	36	(Z)	(Z)	4	2		
	PRIVATE TRUCK	(Z)	(Z)	(Z)	91	91	75	-	-	-	-		
	AIR	(Z)	(Z)	(Z)	100	100	100	(Z)	(Z)	(Z)	(Z)		
	PARCEL DELIVERY	1	(Z)	(Z)	100	100	100	(Z)	(Z)	(Z)	(Z)		
	OTHER AND UNKNOWN	32	6	(Z)	94	94	100	-	-	-	-		
35318	SCRAPERS, GRADERS, ROLLERS, OFF-HHWY. TRUCKS, TRAILERS.	1 752	459	244	9	11	16	1	1	20	17		
	RAIL	510	162	130	15	16	18	-	-	(Z)	(Z)		
	MOTOR CARRIER	654	173	101	18	21	21	(Z)	(Z)	19	17		
	MOTOR CARRIER, ICC	654	173	101	18	21	21	(Z)	(Z)	19	17		
	PRIVATE TRUCK	79	36	12	22	29	33	(Z)	(Z)	(Z)	(Z)		
	AIR	18	1	1	20	28	31	(Z)	(Z)	(Z)	(Z)		



TABLE 2. SHIPMENTS BY MANUFACTURING ESTABLISHMENTS--COMMODITIES AND MEANS OF TRANSPORT BY DESTINATION: 1977--CON.

TCC CODE	COMMODITY AND MEANS OF TRANSPORT	ALL SHIPMENTS						TONS (THOUSANDS) AND TON-MILES (MILLIONS) BY DIVISION OF DESTINATION					
		VALUE (MILLION DOLLARS) (A)	TONS (THOU- SANDS) (B)	TON- MILES (MIL- LIONS) (C)	STANDARD ERROR (PERCENT) FOR COLUMNS--			NEW ENGLAND		MIDDLE ATLANTIC			
					(A)	(B)	(C)	TONS	TON- MILES	TONS	TON- MILES		
35318	SCRAPERS, GRADERS, ROLLERS, OFF-HWY. TRUCKS, TRAILERS.												
	WATER . . . . .	(Z)	(Z)	(Z)	-	-	-	-	-	-	-	-	-
	PARCEL DELIVERY . . . . .	4	(Z)	(Z)	59	58	75	-	-	(Z)	(Z)	(Z)	(Z)
	OTHER AND UNKNOWN . . . . .	486	85	(Z)	8	8	100	-	-	-	-	-	-
35319	CONSTRUCTION MACHINERY AND EQUIPMENT, NEC.	1 214	323	169	17	16	25	4	4	12	7		
	RAIL . . . . .	206	59	48	23	27	29	2	2	-	-	-	-
	MOTOR CARRIER . . . . .	679	168	111	22	21	29	1	2	10	7		
	MOTOR CARRIER, ICC . . . . .	675	167	111	21	21	29	1	2	10	7		
	MOTOR CARRIER, NON=ICC . . . . .	4	1	(Z)	100	100	100	-	-	-	-	-	-
	PRIVATE TRUCK . . . . .	166	76	9	42	42	45	-	-	1	1		
	AIR . . . . .	10	1	1	41	57	66	(Z)	(Z)	(Z)	(Z)		
	WATER . . . . .	(Z)	(Z)	(Z)	100	100	100	-	-	-	-	-	-
	PARCEL DELIVERY . . . . .	10	(Z)	(Z)	39	50	56	(Z)	(Z)	(Z)	(Z)		
	OTHER AND UNKNOWN . . . . .	142	19	(Z)	21	21	96	-	-	(Z)	(Z)		
3532	MINING MACHINERY, EQUIPMENT, AND PARTS	1 967	447	157	16	19	18	14	6	108	29		
	RAIL . . . . .	176	49	34	50	40	47	3	3	1	1		
	MOTOR CARRIER . . . . .	1 108	269	102	13	17	17	7	2	76	25		
	MOTOR CARRIER, ICC . . . . .	1 105	269	102	13	17	17	7	2	76	25		
	MOTOR CARRIER, NON=ICC . . . . .	3	1	(Z)	95	99	84	-	-	(Z)	(Z)		
	PRIVATE TRUCK . . . . .	423	109	14	35	39	30	3	1	30	3		
	AIR . . . . .	24	2	2	14	23	18	(Z)	(Z)	(Z)	(Z)		
	WATER . . . . .	34	6	3	63	68	74	-	-	(Z)	(Z)		
	PIPELINE . . . . .	-	-	-	100	100	100	-	-	-	-		
	PARCEL DELIVERY . . . . .	107	4	2	32	41	34	(Z)	(Z)	(Z)	(Z)		
	OTHER AND UNKNOWN . . . . .	96	7	(Z)	54	49	49	-	-	(Z)	(Z)		
35321	UNDERGROUND MINING MACHINERY AND PARTS	1 507	353	109	16	20	16	8	3	90	22		
	RAIL . . . . .	47	15	10	83	55	67	-	-	1	1		
	MOTOR CARRIER . . . . .	886	228	80	15	19	18	6	2	67	19		
	MOTOR CARRIER, ICC . . . . .	884	227	80	15	19	18	6	2	67	19		
	MOTOR CARRIER, NON=ICC . . . . .	3	1	(Z)	95	99	84	-	-	(Z)	(Z)		
	PRIVATE TRUCK . . . . .	366	93	12	41	48	36	1	1	20	2		
	AIR . . . . .	20	2	2	16	28	22	-	-	(Z)	(Z)		
	WATER . . . . .	34	6	3	63	68	74	-	-	(Z)	(Z)		
	PIPELINE . . . . .	-	-	-	100	100	100	-	-	-	-		
	PARCEL DELIVERY . . . . .	91	4	1	40	49	42	(Z)	(Z)	(Z)	(Z)		
	OTHER AND UNKNOWN . . . . .	63	5	(Z)	52	53	92	-	-	(Z)	(Z)		
35322	CRUSHING AND PULVERIZING PLANTS AND PARTS	163	30	20	36	43	39	3	3	6	6		
	RAIL . . . . .	12	4	4	85	89	89	3	3	(Z)	(Z)		
	MOTOR CARRIER . . . . .	123	23	14	36	45	43	(Z)	(Z)	5	5		
	MOTOR CARRIER, ICC . . . . .	123	23	14	36	45	43	(Z)	(Z)	5	5		
	PRIVATE TRUCK . . . . .	9	2	1	63	74	69	-	-	1	1		
	AIR . . . . .	3	(Z)	(Z)	54	53	52	(Z)	(Z)	(Z)	(Z)		
	WATER . . . . .	5	(Z)	(Z)	72	84	85	(Z)	(Z)	(Z)	(Z)		
	PARCEL DELIVERY . . . . .	5	(Z)	(Z)	72	84	85	(Z)	(Z)	(Z)	(Z)		
	OTHER AND UNKNOWN . . . . .	11	1	(Z)	82	49	55	-	-	(Z)	(Z)		
35329	MINING MACHINERY, EQUIPMENT, AND PARTS, NEC.	296	64	29	30	28	53	3	1	12	1		
	RAIL . . . . .	117	29	20	74	64	80	-	-	-	-		
	MOTOR CARRIER . . . . .	98	19	7	37	33	32	1	(Z)	4	1		
	MOTOR CARRIER, ICC . . . . .	98	19	7	37	33	32	1	(Z)	4	1		
	MOTOR CARRIER, NON=ICC . . . . .	47	13	2	33	28	31	2	(Z)	8	1		
	PRIVATE TRUCK . . . . .	2	(Z)	(Z)	31	25	31	(Z)	(Z)	(Z)	(Z)		
	AIR . . . . .	2	(Z)	(Z)	16	28	20	(Z)	(Z)	(Z)	(Z)		
	WATER . . . . .	11	(Z)	(Z)	16	28	20	(Z)	(Z)	(Z)	(Z)		
	PARCEL DELIVERY . . . . .	11	(Z)	(Z)	16	28	20	(Z)	(Z)	(Z)	(Z)		
	OTHER AND UNKNOWN . . . . .	22	1	-	43	43	-	-	-	-	-		
3533	OILFIELD MACHINERY AND EQUIPMENT	3 583	854	402	12	9	14	1	2	28	22		
	RAIL . . . . .	11	42	3	80	95	93	-	-	-	-		
	MOTOR CARRIER . . . . .	2 020	526	263	9	12	11	1	2	8	13		
	MOTOR CARRIER, ICC . . . . .	1 893	508	252	8	12	11	1	2	8	13		
	MOTOR CARRIER, NON=ICC . . . . .	127	19	10	53	47	65	-	-	-	-		
	PRIVATE TRUCK . . . . .	645	189	78	27	30	41	-	-	(Z)	(Z)		
	AIR . . . . .	340	23	18	22	24	29	(Z)	(Z)	(Z)	(Z)		
	WATER . . . . .	26	2	3	85	81	87	-	-	-	-		
	PARCEL DELIVERY . . . . .	47	2	1	51	64	64	(Z)	(Z)	(Z)	(Z)		
	OTHER AND UNKNOWN . . . . .	494	69	37	61	54	80	-	-	20	9		
35331	GAS AND OILFIELD DRILLING MACHINERY, EQUIP., AND PARTS	2 806	698	321	11	12	12	1	2	28	22		
	RAIL . . . . .	2	2	3	100	100	100	-	-	-	-		
	MOTOR CARRIER . . . . .	1 633	451	216	11	14	13	1	2	8	13		
	MOTOR CARRIER, ICC . . . . .	1 573	441	213	10	14	13	1	2	8	13		
	MOTOR CARRIER, NON=ICC . . . . .	60	10	3	65	49	54	-	-	-	-		
	PRIVATE TRUCK . . . . .	622	188	77	28	30	41	-	-	-	-		
	AIR . . . . .	284	18	11	25	24	29	(Z)	(Z)	(Z)	(Z)		
	WATER . . . . .	23	2	3	98	99	100	-	-	-	-		
	PARCEL DELIVERY . . . . .	33	1	1	73	82	81	-	-	(Z)	(Z)		
	OTHER AND UNKNOWN . . . . .	208	36	11	63	67	86	-	-	20	9		
35339	GAS AND OILFIELD MACHINERY AND TOOLS, NEC.	777	156	81	43	40	47	(Z)	(Z)	(Z)	(Z)		
	RAIL . . . . .	9	40	(Z)	100	100	100	-	-	-	-		
	MOTOR CARRIER . . . . .	387	75	46	32	36	35	-	-	-	-		
	MOTOR CARRIER, ICC . . . . .	320	67	39	35	40	40	-	-	-	-		
	MOTOR CARRIER, NON=ICC . . . . .	67	8	7	88	92	98	-	-	-	-		
	PRIVATE TRUCK . . . . .	23	2	1	29	55	49	-	-	(Z)	(Z)		
	AIR . . . . .	55	6	7	58	61	49	-	-	(Z)	(Z)		
	WATER . . . . .	3	(Z)	(Z)	100	100	100	-	-	-	-		
	PARCEL DELIVERY . . . . .	14	(Z)	(Z)	52	52	54	(Z)	(Z)	(Z)	(Z)		
	OTHER AND UNKNOWN . . . . .	285	33	26	80	82	98	-	-	-	-		
35341	ELEVATORS, MOVING STAIRWAYS, AND PARTS *	396	164	109	12	12	15	3	1	41	10		
	RAIL . . . . .	19	3	3	70	71	70	-	-	-	-		
	MOTOR CARRIER . . . . .	261	124	82	15	15	18	3	1	30	8		
	MOTOR CARRIER, ICC . . . . .	240	117	82	11	13	18	3	1	24	8		
	MOTOR CARRIER, NON=ICC . . . . .	21	7	(Z)	72	73	81	-	-	6	(Z)		
	PRIVATE TRUCK . . . . .	99	33	20	13	11	12	(Z)	(Z)	11	2		



TONS (THOUSANDS) AND TON-MILES (MILLIONS) BY DIVISION OF DESTINATION--CON.

EAST NORTH CENTRAL		WEST NORTH CENTRAL		SOUTH ATLANTIC		EAST SOUTH CENTRAL		WEST SOUTH CENTRAL		MOUNTAIN		PACIFIC		DESTINATION UNKNOWN	TCC CODE AND HOT
TONS	TON-MILES	TONS	TON-MILES	TONS	TON-MILES	TONS	TON-MILES	TONS	TON-MILES	TONS	TON-MILES	TONS	TON-MILES	TONS	
-	-	-	-	(Z)	(Z)	-	-	-	-	-	-	-	-	-	35318
(Z)	(Z)	(Z)	(Z)	(Z)	(Z)	(Z)	(Z)	(Z)	(Z)	(Z)	(Z)	(Z)	(Z)	-	WATER
-	-	-	-	-	-	-	-	-	-	-	-	-	-	85	P.D.
-	-	-	-	-	-	-	-	-	-	-	-	-	-	-	OT-UK
86	14	18	16	36	29	3	2	75	26	26	26	45	46	18	35319
12	1	-	-	18	15	-	-	12	11	9	11	6	8	-	RAIL
63	11	17	15	18	15	3	2	13	12	10	13	31	35	-	M.C.
63	11	17	15	18	15	3	2	13	12	10	13	31	35	-	ICC
1	(Z)	(Z)	(Z)	-	-	-	-	-	-	-	-	-	-	-	N-ICC
11	1	1	(Z)	(Z)	(Z)	(Z)	(Z)	49	3	6	2	8	1	-	P.T.
(Z)	(Z)	(Z)	(Z)	(Z)	(Z)	(Z)	(Z)	-	-	(Z)	(Z)	(Z)	1	-	AIR
(Z)	(Z)	(Z)	(Z)	(Z)	(Z)	(Z)	(Z)	(Z)	(Z)	(Z)	(Z)	(Z)	(Z)	-	WATER
(Z)	(Z)	(Z)	(Z)	(Z)	(Z)	(Z)	(Z)	(Z)	(Z)	(Z)	(Z)	(Z)	(Z)	-	P.D.
(Z)	(Z)	(Z)	(Z)	(Z)	(Z)	(Z)	(Z)	(Z)	(Z)	(Z)	(Z)	(Z)	(Z)	18	OT-UK
101	39	22	15	95	15	53	16	21	17	11	13	15	8	7	3532
30	19	11	7	(Z)	(Z)	-	-	2	2	1	2	-	-	-	RAIL
63	17	10	8	44	10	36	12	18	14	9	11	7	4	(Z)	M.C.
62	17	10	8	44	10	36	12	18	14	9	11	7	4	(Z)	ICC
1	(Z)	-	-	-	-	-	-	-	-	(Z)	(Z)	-	-	-	N-ICC
7	2	(Z)	(Z)	50	4	17	4	-	1	(Z)	(Z)	(Z)	(Z)	(Z)	P.T.
(Z)	(Z)	(Z)	(Z)	(Z)	(Z)	(Z)	(Z)	(Z)	(Z)	(Z)	(Z)	(Z)	(Z)	(Z)	AIR
-	-	-	-	-	-	-	-	-	-	-	-	-	-	-	WATER
-	-	-	-	-	-	-	-	-	-	-	-	-	-	-	PIPE
1	(Z)	(Z)	(Z)	2	(Z)	(Z)	(Z)	(Z)	(Z)	(Z)	(Z)	(Z)	(Z)	-	P.D.
(Z)	(Z)	(Z)	(Z)	(Z)	(Z)	(Z)	(Z)	(Z)	(Z)	(Z)	(Z)	(Z)	(Z)	6	OT-UK
66	17	12	10	92	14	51	14	12	13	10	11	8	5	5	35321
5	1	7	6	-	-	-	-	1	1	1	2	-	-	-	RAIL
53	14	5	4	43	10	34	10	11	11	8	9	1	1	-	M.C.
52	14	5	4	43	10	34	10	11	11	8	9	1	1	-	ICC
1	(Z)	-	-	-	-	-	-	-	-	(Z)	(Z)	-	-	-	N-ICC
6	1	(Z)	(Z)	47	4	17	4	1	1	(Z)	(Z)	(Z)	(Z)	(Z)	P.T.
(Z)	(Z)	(Z)	(Z)	(Z)	(Z)	(Z)	(Z)	(Z)	(Z)	(Z)	(Z)	(Z)	(Z)	(Z)	AIR
-	-	-	-	-	-	-	-	-	-	-	-	6	3	-	WATER
1	(Z)	(Z)	(Z)	2	(Z)	(Z)	(Z)	(Z)	(Z)	(Z)	(Z)	(Z)	(Z)	-	PIPE
(Z)	(Z)	(Z)	(Z)	(Z)	(Z)	(Z)	(Z)	(Z)	(Z)	(Z)	(Z)	(Z)	(Z)	5	OT-UK
5	2	4	3	1	(Z)	1	1	1	2	1	2	6	2	(Z)	35322
(Z)	(Z)	-	-	(Z)	(Z)	-	-	1	1	-	-	-	-	-	RAIL
4	1	4	2	1	(Z)	1	1	1	1	1	1	6	2	-	M.C.
4	1	4	2	1	(Z)	1	1	1	1	1	1	6	2	-	ICC
1	(Z)	-	-	(Z)	(Z)	-	-	-	-	(Z)	(Z)	-	-	(Z)	N-ICC
(Z)	(Z)	(Z)	(Z)	(Z)	(Z)	(Z)	(Z)	(Z)	(Z)	(Z)	(Z)	(Z)	(Z)	(Z)	P.T.
(Z)	(Z)	(Z)	(Z)	(Z)	(Z)	(Z)	(Z)	(Z)	(Z)	(Z)	(Z)	(Z)	(Z)	(Z)	AIR
(Z)	(Z)	(Z)	(Z)	(Z)	(Z)	(Z)	(Z)	(Z)	(Z)	(Z)	(Z)	(Z)	(Z)	-	WATER
(Z)	(Z)	(Z)	(Z)	(Z)	(Z)	(Z)	(Z)	(Z)	(Z)	(Z)	(Z)	(Z)	(Z)	-	P.D.
(Z)	(Z)	(Z)	(Z)	(Z)	(Z)	(Z)	(Z)	(Z)	(Z)	(Z)	(Z)	(Z)	(Z)	(Z)	OT-UK
30	20	6	3	3	1	1	1	7	2	1	1	(Z)	1	1	35329
25	18	4	2	1	(Z)	-	-	(Z)	(Z)	-	-	-	-	-	RAIL
5	2	1	1	1	(Z)	1	(Z)	6	2	1	1	(Z)	(Z)	(Z)	M.C.
(Z)	(Z)	1	1	2	(Z)	1	(Z)	6	2	1	1	(Z)	(Z)	(Z)	ICC
(Z)	(Z)	(Z)	(Z)	(Z)	(Z)	(Z)	(Z)	(Z)	(Z)	(Z)	(Z)	(Z)	(Z)	(Z)	P.T.
(Z)	(Z)	(Z)	(Z)	(Z)	(Z)	(Z)	(Z)	(Z)	(Z)	(Z)	(Z)	(Z)	(Z)	(Z)	AIR
(Z)	(Z)	(Z)	(Z)	(Z)	(Z)	(Z)	(Z)	(Z)	(Z)	(Z)	(Z)	(Z)	(Z)	(Z)	P.D.
(Z)	(Z)	(Z)	(Z)	(Z)	(Z)	(Z)	(Z)	(Z)	(Z)	(Z)	(Z)	(Z)	(Z)	(Z)	OT-UK
23	24	23	14	12	12	64	34	569	162	81	82	50	51	3	3533
-	-	-	-	-	-	-	-	40	(Z)	-	-	2	3	-	RAIL
19	20	22	14	10	10	34	17	359	112	39	42	34	32	(Z)	M.C.
19	20	21	13	3	4	34	17	349	110	39	42	34	32	-	ICC
(Z)	(Z)	1	1	8	6	(Z)	(Z)	10	2	-	-	-	-	(Z)	N-ICC
(Z)	(Z)	(Z)	(Z)	1	1	30	16	112	18	34	32	8	7	(Z)	P.T.
(Z)	(Z)	(Z)	(Z)	(Z)	(Z)	(Z)	(Z)	15	5	3	3	9	9	-	AIR
(Z)	(Z)	(Z)	(Z)	(Z)	(Z)	(Z)	(Z)	2	3	-	-	(Z)	(Z)	-	WATER
(Z)	(Z)	(Z)	(Z)	(Z)	(Z)	(Z)	(Z)	1	(Z)	(Z)	(Z)	(Z)	(Z)	-	P.D.
(Z)	(Z)	(Z)	(Z)	(Z)	(Z)	(Z)	(Z)	40	24	5	4	2	(Z)	3	OT-UK
22	23	22	14	4	4	63	33	444	116	68	68	42	39	3	35331
-	-	-	-	-	-	-	-	-	-	-	-	2	3	-	RAIL
18	20	22	14	2	3	34	17	305	90	32	32	30	26	(Z)	M.C.
18	20	21	13	2	3	34	17	296	88	32	32	30	26	-	ICC
-	-	1	1	-	-	-	-	9	2	-	-	-	-	(Z)	N-ICC
4	3	(Z)	(Z)	1	1	30	16	111	17	34	32	8	7	(Z)	P.T.
(Z)	(Z)	(Z)	(Z)	(Z)	(Z)	(Z)	(Z)	13	4	2	3	1	3	-	AIR
(Z)	(Z)	(Z)	(Z)	(Z)	(Z)	(Z)	(Z)	2	3	-	-	(Z)	(Z)	-	WATER
(Z)	(Z)	(Z)	(Z)	(Z)	(Z)	(Z)	(Z)	1	(Z)	(Z)	(Z)	(Z)	(Z)	-	P.D.
(Z)	(Z)	(Z)	(Z)	(Z)	(Z)	(Z)	(Z)	13	2	-	-	(Z)	(Z)	3	OT-UK
1	1	(Z)	(Z)	9	8	1	(Z)	124	46	13	14	7	12	(Z)	35339
1	1	(Z)	(Z)	9	8	(Z)	(Z)	40	(Z)	-	-	4	6	-	RAIL
1	1	(Z)	(Z)	1	1	(Z)	(Z)	54	22	7	10	4	6	-	M.C.
(Z)	(Z)	(Z)	(Z)	8	6	(Z)	(Z)	54	22	7	10	4	6	-	ICC
(Z)	(Z)	(Z)	(Z)	-	-	-	-	1	(Z)	-	-	-	-	-	N-ICC
(Z)	(Z)	(Z)	(Z)	(Z)	(Z)	(Z)	(Z)	2	1	(Z)	(Z)	(Z)	(Z)	(Z)	P.T.
(Z)	(Z)	(Z)	(Z)	(Z)	(Z)	(Z)	(Z)	(Z)	1	1	1	2	6	-	AIR
(Z)	(Z)	(Z)	(Z)	(Z)	(Z)	(Z)	(Z)	(Z)	(Z)	(Z)	(Z)	(Z)	(Z)	-	WATER
(Z)	(Z)	(Z)	(Z)	(Z)	(Z)	(Z)	(Z)	(Z)	(Z)	(Z)	(Z)	(Z)	(Z)	-	P.D.
(Z)	(Z)	(Z)	(Z)	(Z)	(Z)	(Z)	(Z)	26	22	5	4	2	(Z)	(Z)	OT-UK
23	10	9	8	30	16	9	3	20	17	13	14	15	30	(Z)	35341
-	-	-	-	-	-	-	-	3	3	-	-	(Z)	(Z)	-	RAIL
19	8	6	4	27	12	7	3	14	13	9	12	9	22	-	M.C.
19	8	6	4	27	12	7	3	14	13	9	12	9	22	-	ICC
-	-	-	-	(Z)	(Z)	(Z)	(Z)	1	(Z)	-	-	-	-	-	N-ICC
5	2	2	3	3	5	1	1	1	(Z)	4	1	6	6	-	P.T.



TONS (THOUSANDS) AND TON-MILES (MILLIONS) BY DIVISION OF OESTINATION--CON.

EAST NORTH CENTRAL		WEST NORTH CENTRAL		SOUTH ATLANTIC		EAST SOUTH CENTRAL		WEST SOUTH CENTRAL		MOUNTAIN		PACIFIC		OESTI-NATION UNKNOWN	TCC CODE AND MOT	
TONS	TON-MILES	TONS	TON-MILES	TONS	TON-MILES	TONS	TON-MILES	TONS	TON-MILES	TONS	TON-MILES	TONS	TON-MILES	TONS		
(Z)	(Z)	(Z)	(Z)	(Z)	(Z)	(Z)	(Z)	(Z)	(Z)	(Z)	(Z)	(Z)	(Z)	-	35341	
(Z)	(Z)	(Z)	(Z)	(Z)	(Z)	(Z)	(Z)	(Z)	(Z)	(Z)	(Z)	(Z)	(Z)	-	AIR	
(Z)	(Z)	(Z)	(Z)	(Z)	(Z)	(Z)	(Z)	(Z)	(Z)	(Z)	(Z)	(Z)	(Z)	-	WATER	
(Z)	(Z)	1	1	(Z)	(Z)	(Z)	(Z)	2	1	(Z)	(Z)	(Z)	(Z)	(Z)	P.O.	
138	37	85	45	122	50	42	12	44	19	29	28	40	47	34	35351	
69	28	40	20	93	41	21	9	41	17	17	21	38	45	(Z)	RAIL	
69	28	40	20	93	41	21	9	41	17	17	21	38	45	(Z)	M.C.	
-	-	(Z)	(Z)	(Z)	(Z)	(Z)	-	-	-	-	-	-	-	(Z)	ICC	
67	8	39	19	25	7	17	2	1	(Z)	11	7	(Z)	(Z)	31	N-ICC	
1	1	-	(Z)	2	1	(Z)	(Z)	1	1	(Z)	(Z)	(Z)	(Z)	1	P.T.	
1	(Z)	(Z)	(Z)	(Z)	(Z)	(Z)	-	(Z)	(Z)	(Z)	(Z)	(Z)	(Z)	-	AIR	
(Z)	(Z)	(Z)	(Z)	(Z)	(Z)	(Z)	3	(Z)	(Z)	(Z)	(Z)	(Z)	(Z)	(Z)	1	WATER
(Z)	(Z)	(Z)	(Z)	(Z)	(Z)	(Z)	1	(Z)	(Z)	(Z)	(Z)	(Z)	(Z)	(Z)	2	P.O.
(Z)	(Z)	(Z)	(Z)	(Z)	(Z)	(Z)	3	(Z)	(Z)	(Z)	(Z)	(Z)	(Z)	(Z)	2	OT-UK
47	11	13	7	34	16	24	26	40	26	37	36	37	31	2	3536	
11	1	2	1	6	4	9	15	13	9	9	12	2	3	-	RAIL	
32	8	10	7	21	10	13	10	25	17	26	24	27	21	(Z)	M.C.	
31	8	10	7	21	9	13	10	25	17	26	24	27	21	(Z)	ICC	
1	(Z)	(Z)	(Z)	(Z)	(Z)	-	-	(Z)	(Z)	-	-	-	-	-	-	N-ICC
4	1	1	(Z)	5	3	2	1	1	(Z)	1	1	8	6	(Z)	P.T.	
(Z)	(Z)	(Z)	(Z)	(Z)	(Z)	(Z)	(Z)	(Z)	(Z)	(Z)	(Z)	(Z)	(Z)	(Z)	-	AIR
(Z)	(Z)	(Z)	(Z)	1	(Z)	(Z)	-	-	-	-	-	-	-	-	-	WATER
(Z)	(Z)	(Z)	(Z)	(Z)	(Z)	(Z)	(Z)	(Z)	(Z)	(Z)	(Z)	(Z)	(Z)	(Z)	-	P.O.
(Z)	(Z)	(Z)	(Z)	(Z)	(Z)	(Z)	(Z)	(Z)	(Z)	(Z)	(Z)	(Z)	(Z)	(Z)	2	OT-UK
8	3	8	4	11	5	6	3	10	8	23	20	12	17	1	35361	
5	2	7	4	8	3	4	2	9	7	22	20	6	10	(Z)	RAIL	
5	2	7	4	8	3	4	2	9	7	22	20	6	10	(Z)	M.C.	
-	-	(Z)	(Z)	(Z)	(Z)	-	-	-	-	-	-	-	-	(Z)	ICC	
3	1	1	(Z)	2	2	-	-	-	-	-	-	-	-	-	-	N-ICC
(Z)	(Z)	(Z)	(Z)	(Z)	(Z)	(Z)	(Z)	(Z)	(Z)	(Z)	(Z)	(Z)	(Z)	(Z)	2	P.T.
(Z)	(Z)	(Z)	(Z)	1	(Z)	-	-	-	-	-	-	-	-	-	-	AIR
(Z)	(Z)	(Z)	(Z)	(Z)	(Z)	(Z)	(Z)	(Z)	(Z)	(Z)	(Z)	(Z)	(Z)	(Z)	-	WATER
(Z)	(Z)	(Z)	(Z)	(Z)	(Z)	(Z)	(Z)	(Z)	(Z)	(Z)	(Z)	(Z)	(Z)	(Z)	-	P.O.
(Z)	(Z)	(Z)	(Z)	(Z)	(Z)	(Z)	(Z)	(Z)	(Z)	(Z)	(Z)	(Z)	(Z)	(Z)	1	OT-UK
39	8	6	3	22	11	18	23	30	18	13	15	25	14	1	35362	
11	2	1	1	6	4	9	15	13	9	12	2	3	3	-	RAIL	
27	6	4	3	12	6	9	8	16	10	4	4	20	11	-	M.C.	
26	6	4	3	12	6	9	8	16	10	4	4	20	11	-	ICC	
1	(Z)	-	(Z)	(Z)	(Z)	-	-	(Z)	(Z)	-	-	-	-	-	-	N-ICC
1	(Z)	(Z)	(Z)	4	1	(Z)	(Z)	1	(Z)	-	-	-	3	(Z)	P.T.	
(Z)	(Z)	(Z)	(Z)	(Z)	(Z)	(Z)	(Z)	(Z)	(Z)	(Z)	(Z)	(Z)	(Z)	(Z)	-	AIR
(Z)	(Z)	(Z)	(Z)	(Z)	(Z)	(Z)	(Z)	(Z)	(Z)	(Z)	(Z)	(Z)	(Z)	(Z)	-	WATER
(Z)	(Z)	(Z)	(Z)	(Z)	(Z)	(Z)	(Z)	(Z)	(Z)	(Z)	(Z)	(Z)	(Z)	(Z)	-	P.O.
(Z)	(Z)	(Z)	(Z)	(Z)	(Z)	(Z)	(Z)	(Z)	(Z)	(Z)	(Z)	(Z)	(Z)	(Z)	1	OT-UK
165	58	43	25	110	70	47	28	92	60	33	33	90	96	3	3537	
3	1	1	1	3	2	1	1	20	10	5	7	20	36	-	RAIL	
88	32	32	16	78	50	31	20	48	42	27	25	43	51	-	M.C.	
87	29	32	16	77	49	30	20	47	42	25	24	42	51	-	ICC	
1	2	-	-	1	(Z)	1	(Z)	(Z)	(Z)	2	2	1	(Z)	-	N-ICC	
72	24	11	8	17	9	15	7	24	8	1	1	27	9	-	P.T.	
(Z)	(Z)	(Z)	(Z)	1	1	(Z)	(Z)	(Z)	(Z)	(Z)	(Z)	(Z)	(Z)	-	AIR	
(Z)	(Z)	(Z)	(Z)	1	1	-	-	-	-	-	-	-	-	-	-	WATER
1	1	-	-	10	8	-	-	(Z)	(Z)	(Z)	(Z)	(Z)	(Z)	-	P.O.	
(Z)	(Z)	(Z)	(Z)	(Z)	(Z)	(Z)	(Z)	(Z)	(Z)	(Z)	(Z)	(Z)	(Z)	(Z)	3	OT-UK
152	53	43	25	107	68	47	28	73	56	33	32	89	96	1	35371	
3	1	1	1	3	2	1	1	20	10	5	7	20	36	-	RAIL	
86	31	32	16	76	48	31	20	43	41	27	25	43	51	-	M.C.	
85	29	32	16	75	48	30	20	43	41	25	23	42	51	-	ICC	
1	2	-	-	1	(Z)	1	(Z)	(Z)	(Z)	2	2	1	(Z)	-	N-ICC	
62	19	11	8	17	9	15	7	10	4	(Z)	1	27	9	-	P.T.	
(Z)	(Z)	(Z)	(Z)	1	1	(Z)	(Z)	(Z)	(Z)	(Z)	(Z)	(Z)	(Z)	-	AIR	
(Z)	(Z)	(Z)	(Z)	1	1	-	-	-	-	-	-	-	-	-	-	WATER
1	1	-	-	10	8	-	-	(Z)	(Z)	(Z)	(Z)	(Z)	(Z)	-	P.O.	
(Z)	(Z)	(Z)	(Z)	(Z)	(Z)	(Z)	(Z)	(Z)	(Z)	(Z)	(Z)	(Z)	(Z)	(Z)	1	OT-UK
12	5	-	-	3	2	(Z)	(Z)	19	4	1	1	(Z)	(Z)	-	35373	
1	(Z)	-	-	2	2	(Z)	(Z)	5	1	(Z)	1	-	-	-	M.C.	
1	(Z)	-	-	2	2	(Z)	(Z)	5	1	(Z)	1	-	-	-	ICC	
11	5	-	-	1	(Z)	-	-	14	3	(Z)	3	-	-	-	P.T.	
-	-	-	-	-	-	-	-	-	-	-	-	(Z)	(Z)	-	AIR	
-	-	-	-	-	-	-	-	-	-	-	-	-	-	1	OT-UK	
1 123	193	115	60	148	63	132	31	83	69	31	30	192	216	125	354	
52	12	2	1	3	1	1	1	5	6	4	6	5	11	3	RAIL	
623	146	76	51	106	46	68	26	56	52	16	22	147	143	10	M.C.	
598	144	69	51	106	46	65	24	54	52	16	22	147	143	10	ICC	
25	2	7	(Z)	(Z)	(Z)	3	2	2	(Z)	(Z)	(Z)	(Z)	(Z)	-	N-ICC	
394	21	21	1	31	10	59	2	10	2	9	1	23	31	-	P.T.	
21	5	1	1	3	2	(Z)	(Z)	1	1	(Z)	(Z)	11	21	(Z)	AIR	
1	(Z)	(Z)	(Z)	1	(Z)	-	-	-	-	-	-	1	(Z)	-	WATER	
-	-	-	-	-	-	-	-	-	-	-	-	-	-	-	PIPE	
18	7	3	2	5	3	3	2	3	2	2	1	4	6	-	P.O.	
15	2	13	3	(Z)	(Z)	(Z)	1	8	6	(Z)	(Z)	2	4	37	OT-UK	
142	33	21	15	13	7	12	4	16	17	2	3	26	43	1	35412	
5	1	-	-	1	(Z)	-	-	-	-	-	-	-	-	-	RAIL	
102	27	20	14	11	6	11	4	15	16	2	3	20	41	-	M.C.	
100	26	17	14	11	6	11	4	15	16	2	3	20	41	-	ICC	
2	2	3	(Z)	-	-	-	-	(Z)	(Z)	-	-	-	-	-	N-ICC	
13	1	(Z)	(Z)	1	(Z)	1	(Z)	(Z)	(Z)	-	-	5	(Z)	-	P.T.	
20	3	(Z)	(Z)	(Z)	(Z)	(Z)	(Z)	(Z)	(Z)	(Z)	(Z)	1	1	(Z)	AIR	



TABLE 2. SHIPMENTS BY MANUFACTURING ESTABLISHMENTS--COMMODITIES AND MEANS OF TRANSPORT BY DESTINATION: 1977--CON.

TCC CODE	COMMODITY AND MEANS OF TRANSPORT	ALL SHIPMENTS						TONS (THOUSANDS) AND TON-MILES (MILLIONS) BY DIVISION OF DESTINATION					
		VALUE (MILLION DOLLARS) (A)	TONS (THOU- SANDS) (B)	TON- MILES (MIL- LIONS) (C)	STANDARD ERROR (PERCENT) FOR COLUMNS--			NEW ENGLAND		MIDDLE ATLANTIC			
					(A)	(B)	(C)	TONS	TON- MILES	TONS	TON- MILES		
35412	MACHINE TOOLS, METAL CUTTING TYPES *												
	WATER	14	1	(Z)	22	21	36	(Z)	(Z)	-	-		
	PARCEL DELIVERY	220	5	3	28	45	40	(Z)	(Z)	1	(Z)		
	OTHER AND UNKNOWN	55	2	(Z)	41	35	47	(Z)	(Z)	(Z)	(Z)		
35421	MACHINE TOOLS, METAL FORMING TYPES *	1 188	163	79	12	16	21	5	3	11	6		
	RAIL	34	13	7	49	49	51	(Z)	(Z)	(Z)	(Z)		
	MOTOR CARRIER	797	123	64	15	17	25	4	3	9	4		
	MOTOR CARRIER, ICC	793	123	64	15	17	25	4	3	9	4		
	MOTOR CARRIER, NON-ICC	4	(Z)	(Z)	59	72	79	-	-	(Z)	(Z)		
	PRIVATE TRUCK	84	21	5	29	37	36	1	(Z)	1	1		
	AIR	31	1	1	23	35	57	(Z)	(Z)	(Z)	(Z)		
	WATER	7	(Z)	(Z)	74	78	100	-	-	-	-		
	PIPELINE	-	-	-	100	100	100	-	-	-	-		
	PARCEL DELIVERY	107	3	1	27	41	38	(Z)	(Z)	(Z)	(Z)		
	OTHER AND UNKNOWN	128	3	(Z)	27	30	76	(Z)	(Z)	(Z)	(Z)		
35441	SPECIAL DIES AND TOOLS, DIE SETS, JIGS, AND FIXTURES *	5 062	1 227	235	20	24	68	15	3	138	22		
	RAIL	51	33	4	34	39	41	-	-	2	(Z)		
	MOTOR CARRIER	1 454	528	132	12	13	17	3	1	56	11		
	MOTOR CARRIER, ICC	1 426	506	132	12	14	17	2	1	56	11		
	MOTOR CARRIER, NON-ICC	28	22	1	23	40	26	(Z)	(Z)	(Z)	(Z)		
	PRIVATE TRUCK	1 987	496	61	21	28	90	10	1	72	9		
	AIR	274	15	23	46	71	89	(Z)	(Z)	2	1		
	WATER	1	(Z)	(Z)	67	68	72	-	-	(Z)	(Z)		
	PARCEL DELIVERY	564	90	5	22	90	33	1	1	1	(Z)		
	OTHER AND UNKNOWN	731	66	9	52	78	98	1	(Z)	4	(Z)		
35451	MACHINE TOOL ACCESSORIES AND MEASURING DEVICES *	2 322	213	89	21	21	31	9	2	15	5		
	MOTOR CARRIER	810	110	74	13	23	40	4	1	7	3		
	MOTOR CARRIER, ICC	767	109	74	13	23	40	4	1	7	3		
	MOTOR CARRIER, NON-ICC	44	1	(Z)	91	54	98	(Z)	(Z)	(Z)	(Z)		
	PRIVATE TRUCK	595	82	2	69	47	42	2	(Z)	5	(Z)		
	AIR	94	1	1	35	24	37	(Z)	(Z)	(Z)	(Z)		
	WATER	(Z)	(Z)	(Z)	100	100	100	-	-	-	-		
	PARCEL DELIVERY	718	17	12	18	20	33	2	1	3	1		
	OTHER AND UNKNOWN	105	3	(Z)	28	26	34	(Z)	(Z)	(Z)	(Z)		
3548	METALWORKING MACHINERY, EXC. MACHINE TOOLS	3 056	441	225	11	10	13	16	10	96	30		
	RAIL	155	32	29	13	13	21	1	1	2	1		
	MOTOR CARRIER	1 845	320	153	13	13	16	13	8	75	23		
	MOTOR CARRIER, ICC	1 831	313	151	13	13	16	13	8	72	23		
	MOTOR CARRIER, NON-ICC	14	7	2	53	54	64	-	-	3	1		
	PRIVATE TRUCK	542	62	23	12	17	13	2	1	15	4		
	AIR	84	3	3	25	39	29	(Z)	(Z)	(Z)	(Z)		
	WATER	3	1	(Z)	84	90	95	-	-	1	(Z)		
	PARCEL DELIVERY	324	13	7	23	68	20	1	(Z)	1	1		
	OTHER AND UNKNOWN	104	9	10	18	29	46	(Z)	(Z)	1	1		
35481	ROLLING MILL MACHINERY AND EQUIPMENT	477	159	68	25	14	15	1	(Z)	39	9		
	RAIL	25	16	17	32	29	37	-	-	1	(Z)		
	MOTOR CARRIER	426	139	50	27	15	16	1	(Z)	37	9		
	MOTOR CARRIER, ICC	424	134	48	27	16	16	1	(Z)	36	9		
	MOTOR CARRIER, NON-ICC	2	5	2	57	70	84	-	-	1	(Z)		
	PRIVATE TRUCK	3	3	(Z)	46	70	72	-	-	1	(Z)		
	AIR	3	(Z)	(Z)	85	68	62	(Z)	(Z)	(Z)	(Z)		
	WATER	3	1	(Z)	84	90	95	-	-	1	(Z)		
	PARCEL DELIVERY	7	(Z)	(Z)	46	48	43	(Z)	(Z)	(Z)	(Z)		
	OTHER AND UNKNOWN	10	1	(Z)	-	-	100	-	-	-	-		
35484	AUTOMOTIVE MAINTENANCE EQUIP., INCL. LIFTS AND RUNWAYS	187	38	25	34	47	52	5	4	9	5		
	MOTOR CARRIER	137	30	22	43	55	59	4	4	8	4		
	MOTOR CARRIER, ICC	135	29	21	43	57	60	4	4	6	4		
	MOTOR CARRIER, NON-ICC	2	1	(Z)	100	100	100	-	-	1	(Z)		
	PRIVATE TRUCK	21	4	1	33	36	45	-	-	1	(Z)		
	AIR	2	(Z)	(Z)	61	68	77	-	-	(Z)	(Z)		
	PARCEL DELIVERY	14	1	1	42	45	43	(Z)	(Z)	(Z)	(Z)		
	OTHER AND UNKNOWN	12	2	1	64	60	70	(Z)	(Z)	1	1		
35489	METALWORKING MACHINERY, NEC.	2 392	244	132	13	14	17	10	6	47	16		
	RAIL	130	16	12	15	14	16	1	1	1	1		
	MOTOR CARRIER	1 281	152	82	17	19	22	8	4	30	10		
	MOTOR CARRIER, ICC	1 271	151	81	17	19	22	8	4	30	10		
	MOTOR CARRIER, NON-ICC	10	1	(Z)	61	80	98	-	-	(Z)	(Z)		
	PRIVATE TRUCK	518	55	21	13	9	14	2	1	14	4		
	AIR	79	3	3	26	43	33	(Z)	(Z)	(Z)	(Z)		
	PARCEL DELIVERY	303	12	6	23	71	19	(Z)	(Z)	1	1		
	OTHER AND UNKNOWN	82	6	9	22	38	50	-	-	(Z)	(Z)		
355	SPECIAL INDUSTRY MACHINERY	10 425	1 559	880	11	10	13	67	33	233	96		
	RAIL	271	114	91	25	26	24	2	2	11	10		
	MOTOR CARRIER	6 769	982	622	13	12	16	53	28	147	71		
	MOTOR CARRIER, ICC	6 693	963	600	13	12	17	53	28	146	71		
	MOTOR CARRIER, NON-ICC	76	19	22	39	35	48	(Z)	(Z)	(Z)	(Z)		
	PRIVATE TRUCK	1 733	371	124	16	19	24	10	2	55	7		
	AIR	471	24	21	18	21	36	1	(Z)	6	4		
	WATER	53	7	2	43	53	27	(Z)	(Z)	1	(Z)		
	PARCEL DELIVERY	603	25	15	21	24	29	1	(Z)	3	1		
	OTHER AND UNKNOWN	525	37	5	12	20	29	(Z)	(Z)	11	2		
3551	FOOD PRODUCTS MACHINERY	2 067	300	183	33	34	48	9	8	20	11		
	RAIL	135	39	26	59	70	82	-	-	-	-		
	MOTOR CARRIER	1 015	135	119	46	47	56	8	7	12	9		
	MOTOR CARRIER, ICC	984	126	104	47	49	59	8	7	12	9		
	MOTOR CARRIER, NON-ICC	31	9	15	85	75	100	-	-	-	-		
	PRIVATE TRUCK	610	107	23	33	33	53	1	1	7	1		
	AIR	33	2	3	73	75	88	(Z)	(Z)	(Z)	1		

TONS (THOUSANDS) AND TON-MILES (MILLIONS) BY DIVISION OF DESTINATION--CON.

EAST NORTH CENTRAL		WEST NORTH CENTRAL		SOUTH ATLANTIC		EAST SOUTH CENTRAL		WEST SOUTH CENTRAL		MOUNTAIN		PACIFIC		DESTINATION UNKNOWN	TCC CODE AND MOT
TONS	TON-MILES	TONS	TON-MILES	TONS	TON-MILES	TONS	TON-MILES	TONS	TON-MILES	TONS	TON-MILES	TONS	TON-MILES	TONS	
1	(Z)	-	-	(Z)	(Z)	-	-	-	-	-	-	-	-	-	35412
2	(Z)	1	(Z)	(Z)	(Z)	(Z)	(Z)	(Z)	(Z)	(Z)	(Z)	(Z)	1	-	WATER
(Z)	(Z)	(Z)	(Z)	(Z)	(Z)	(Z)	(Z)	(Z)	(Z)	(Z)	(Z)	(Z)	(Z)	1	P.O.
87	23	7	4	5	5	10	6	11	10	1	1	13	22	12	35421
11	4	-	-	(Z)	1	-	-	-	-	-	-	1	2	-	RAIL
60	18	6	4	5	3	10	5	9	9	1	1	9	17	10	M.C.
60	18	6	4	5	3	10	5	9	9	1	1	9	17	10	ICC
(Z)	(Z)	-	-	-	-	(Z)	(Z)	-	-	-	-	(Z)	(Z)	-	N-ICC
14	1	1	(Z)	-	-	(Z)	(Z)	1	1	(Z)	(Z)	2	2	-	P.T.
(Z)	(Z)	(Z)	(Z)	(Z)	(Z)	(Z)	(Z)	(Z)	(Z)	(Z)	(Z)	(Z)	(Z)	(Z)	AIR
-	-	-	-	-	-	-	-	-	-	-	-	(Z)	(Z)	-	WATER
-	-	-	-	-	-	-	-	-	-	-	-	-	-	-	PIPE
1	(Z)	(Z)	(Z)	(Z)	(Z)	(Z)	(Z)	(Z)	(Z)	(Z)	(Z)	(Z)	(Z)	-	P.O.
(Z)	(Z)	-	-	(Z)	(Z)	(Z)	(Z)	(Z)	(Z)	(Z)	(Z)	(Z)	(Z)	2	OT-UK
667	76	54	19	51	19	54	6	21	15	8	1	109	73	109	35441
28	4	-	-	-	-	-	-	-	-	-	-	-	-	3	RAIL
322	51	13	15	36	14	5	4	9	10	(Z)	(Z)	83	25	1	M.C.
301	51	13	15	36	14	5	4	9	10	(Z)	(Z)	83	25	1	ICC
21	(Z)	-	-	(Z)	(Z)	(Z)	(Z)	-	-	-	-	-	-	-	N-ICC
296	16	27	(Z)	14	4	49	1	5	1	7	(Z)	16	28	-	P.T.
2	2	(Z)	(Z)	1	(Z)	(Z)	(Z)	(Z)	(Z)	(Z)	(Z)	10	19	-	AIR
(Z)	(Z)	-	-	(Z)	(Z)	-	-	-	-	-	-	-	-	-	WATER
5	2	1	1	(Z)	(Z)	1	1	(Z)	(Z)	1	(Z)	1	1	78	P.D.
15	2	13	3	(Z)	(Z)	(Z)	(Z)	(Z)	(Z)	4	(Z)	(Z)	(Z)	27	OT-UK
131	23	14	6	15	8	5	3	3	3	3	4	15	35	2	35451
53	18	13	5	10	6	4	2	2	2	3	3	14	32	(Z)	M.C.
52	18	13	5	10	6	4	2	2	2	3	3	14	32	(Z)	ICC
(Z)	(Z)	(Z)	(Z)	(Z)	(Z)	-	-	(Z)	(Z)	-	-	(Z)	(Z)	-	N-ICC
72	1	(Z)	(Z)	3	(Z)	(Z)	(Z)	(Z)	(Z)	-	-	(Z)	(Z)	-	P.T.
(Z)	(Z)	(Z)	(Z)	(Z)	(Z)	(Z)	(Z)	(Z)	(Z)	(Z)	(Z)	(Z)	(Z)	-	AIR
-	-	(Z)	(Z)	-	-	-	-	-	-	-	-	-	-	-	WATER
6	3	1	1	1	1	1	1	1	1	(Z)	(Z)	1	3	(Z)	P.O.
(Z)	(Z)	(Z)	(Z)	-	-	(Z)	(Z)	(Z)	(Z)	(Z)	(Z)	-	-	2	OT-UK
117	37	24	15	74	27	41	13	29	25	14	19	28	49	3	3548
8	3	2	1	3	1	2	1	6	6	4	6	5	10	-	RAIL
87	28	19	12	49	17	34	11	17	14	9	12	18	27	-	M.C.
86	28	19	12	49	17	31	9	16	14	9	12	18	27	-	ICC
1	(Z)	-	-	-	-	3	2	1	(Z)	(Z)	(Z)	-	-	-	N-ICC
17	4	2	1	18	6	4	(Z)	2	1	(Z)	(Z)	2	5	-	P.T.
1	(Z)	(Z)	(Z)	2	1	(Z)	(Z)	(Z)	(Z)	(Z)	(Z)	(Z)	1	-	AIR
-	-	-	-	-	-	-	-	-	-	-	-	-	-	-	WATER
4	1	1	(Z)	2	1	1	(Z)	2	1	(Z)	(Z)	1	1	(Z)	P.O.
(Z)	(Z)	(Z)	(Z)	(Z)	(Z)	1	1	2	3	(Z)	(Z)	2	5	3	OT-UK
63	17	4	2	17	3	13	7	8	7	8	11	6	12	1	35481
4	1	-	-	(Z)	(Z)	(Z)	(Z)	3	4	4	6	3	6	-	RAIL
58	16	4	2	17	3	12	6	4	3	3	4	3	6	-	M.C.
58	16	4	2	17	3	9	3	3	3	3	4	3	6	-	ICC
-	-	-	-	-	-	2	1	1	(Z)	-	-	-	-	-	N-ICC
1	(Z)	-	-	(Z)	(Z)	(Z)	(Z)	1	(Z)	-	-	-	-	-	P.T.
(Z)	(Z)	-	-	(Z)	(Z)	-	-	(Z)	(Z)	-	-	(Z)	(Z)	-	AIR
(Z)	(Z)	(Z)	(Z)	(Z)	(Z)	(Z)	(Z)	(Z)	(Z)	(Z)	(Z)	(Z)	(Z)	-	WATER
(Z)	(Z)	(Z)	(Z)	(Z)	(Z)	(Z)	(Z)	(Z)	(Z)	(Z)	(Z)	(Z)	(Z)	-	P.O.
(Z)	(Z)	-	-	-	-	-	-	-	-	-	-	-	-	1	OT-UK
8	3	2	1	3	2	1	(Z)	6	4	2	2	2	3	1	35484
4	2	2	1	3	2	1	(Z)	6	4	1	2	1	2	-	M.C.
4	2	2	1	3	2	1	(Z)	6	4	1	2	1	2	-	ICC
-	-	-	-	-	-	-	-	-	-	-	-	-	-	-	N-ICC
3	1	(Z)	(Z)	(Z)	(Z)	-	-	(Z)	(Z)	(Z)	(Z)	(Z)	(Z)	-	P.T.
(Z)	(Z)	(Z)	(Z)	(Z)	(Z)	-	-	(Z)	(Z)	(Z)	(Z)	(Z)	(Z)	-	AIR
(Z)	(Z)	(Z)	(Z)	(Z)	(Z)	(Z)	(Z)	(Z)	(Z)	(Z)	(Z)	(Z)	(Z)	-	P.D.
(Z)	(Z)	-	-	-	-	-	-	-	-	-	-	-	-	1	OT-UK
46	16	18	12	53	22	27	6	15	14	4	7	21	34	1	35489
4	2	2	1	2	1	1	(Z)	3	2	(Z)	(Z)	2	4	-	RAIL
24	10	14	9	29	13	22	4	7	7	4	6	14	18	-	M.C.
24	10	14	9	29	13	21	4	7	7	4	6	14	18	-	ICC
1	(Z)	-	-	-	-	(Z)	(Z)	(Z)	(Z)	(Z)	(Z)	-	-	-	N-ICC
13	3	2	1	18	6	3	(Z)	1	1	(Z)	(Z)	2	5	-	P.T.
(Z)	(Z)	(Z)	(Z)	2	1	(Z)	(Z)	(Z)	(Z)	(Z)	(Z)	(Z)	1	-	AIR
4	1	1	(Z)	2	1	1	(Z)	2	1	(Z)	(Z)	1	1	(Z)	P.O.
(Z)	(Z)	(Z)	(Z)	(Z)	(Z)	1	1	2	3	(Z)	(Z)	2	5	1	OT-UK
346	131	90	57	418	198	81	47	155	109	26	34	127	175	18	355
37	18	12	9	11	7	9	5	8	5	-	-	22	36	(Z)	RAIL
222	90	49	36	255	135	42	30	110	87	21	28	82	116	2	M.C.
221	90	49	36	247	121	38	28	107	84	21	27	79	112	2	ICC
2	(Z)	(Z)	(Z)	8	3	3	2	2	2	1	1	3	3	-	N-ICC
79	19	26	10	129	50	24	7	30	12	4	4	12	13	4	P.T.
3	2	1	1	4	2	3	3	3	3	(Z)	(Z)	3	5	(Z)	AIR
-	-	(Z)	(Z)	3	1	-	-	1	(Z)	-	-	3	1	-	WATER
5	2	1	1	7	3	2	1	3	3	1	1	2	3	(Z)	P.O.
(Z)	(Z)	(Z)	(Z)	9	1	(Z)	(Z)	1	(Z)	(Z)	(Z)	4	1	12	OT-UK
100	31	37	20	35	33	11	9	34	18	8	8	38	44	7	3551
26	12	-	-	(Z)	(Z)	-	-	2	1	-	-	11	14	(Z)	RAIL
29	15	12	8	26	31	8	7	12	9	7	7	22	26	(Z)	M.C.
28	15	11	8	21	18	7	6	12	8	7	7	21	26	(Z)	ICC
1	(Z)	(Z)	(Z)	6	13	1	2	(Z)	(Z)	-	-	2	(Z)	-	N-ICC
45	4	21	8	8	2	2	1	16	4	1	1	2	(Z)	4	P.T.
(Z)	(Z)	(Z)	(Z)	(Z)	(Z)	(Z)	(Z)	(Z)	(Z)	(Z)	(Z)	1	2	(Z)	AIR

TABLE 2. SHIPMENTS BY MANUFACTURING ESTABLISHMENTS--COMMODITIES AND MEANS OF TRANSPORT BY DESTINATION: 1977--CON.

TCC CODE	COMMODITY AND MEANS OF TRANSPORT	ALL SHIPMENTS						TONS (THOUSANDS) AND TON-MILES (MILLIONS) BY DIVISION OF DESTINATION			
		VALUE (MILLION DOLLARS) (A)	TONS (THOU- SANDS) (B)	TON- MILES (MIL- LIONS) (C)	STANDARD ERROR (PERCENT) FOR COLUMNS--			NEW ENGLAND		MIDDLE ATLANTIC	
					(A)	(B)	(C)	TONS	TON- MILES	TONS	TON- MILES
3551	F000 PRODUCTS MACHINERY. . . . .			(Z)	55	62	67	-	-	(Z)	(Z)
	WATER. . . . .	11	1	11	42	62	64	(Z)	(Z)	1	1
	PARCEL DELIVERY. . . . .	191	12	1	30	25	44	(Z)	(Z)	1	(Z)
	OTHER AND UNKNOWN. . . . .	73	4								
35512	BAKERY MACHINERY AND EQUIPMENT . . . . .	195	19	17	44	41	47	(Z)	(Z)	2	1
	MOTOR CARRIER. . . . .	136	15	16	39	38	46	(Z)	(Z)	2	1
	MOTOR CARRIER, ICC . . . . .	135	14	16	38	36	46	(Z)	(Z)	2	1
	MOTOR CARRIER, NON-ICC . . . . .	1	1	(Z)	100	100	100	-	-	-	-
	PRIVATE TRUCK. . . . .	43	3	1	93	88	99	-	-	-	-
	AIR. . . . .	1	(Z)	(Z)	77	82	69	(Z)	(Z)	(Z)	(Z)
	WATER. . . . .	1	(Z)	(Z)	100	100	100	-	-	-	-
	PARCEL DELIVERY. . . . .	11	(Z)	(Z)	84	92	98	(Z)	(Z)	(Z)	(Z)
	OTHER AND UNKNOWN. . . . .	3	(Z)	-	-	-	-	-	-	-	-
35514	FRUIT AND VEGETABLE CANNING AND PACKING MACHINERY. . . . .	77	11	5	37	53	56	(Z)	(Z)	2	(Z)
	MOTOR CARRIER. . . . .	22	5	3	43	59	59	(Z)	(Z)	1	(Z)
	MOTOR CARRIER, ICC . . . . .	22	5	3	43	59	59	(Z)	(Z)	1	(Z)
	PRIVATE TRUCK. . . . .	47	6	2	44	57	64	(Z)	(Z)	1	(Z)
	AIR. . . . .	(Z)	(Z)	(Z)	100	100	100	-	-	-	-
	WATER. . . . .	5	(Z)	(Z)	100	100	100	-	-	-	-
	PARCEL DELIVERY. . . . .	1	(Z)	(Z)	76	60	61	-	-	(Z)	(Z)
	OTHER AND UNKNOWN. . . . .	2	(Z)	(Z)	24	31	100	-	-	-	-
35515	BOTTLING MACHINERY, EXC. DAIRY . . . . .	319	42	22	34	37	40	(Z)	(Z)	1	(Z)
	RAIL. . . . .	117	26	12	95	100	99	-	-	-	-
	MOTOR CARRIER. . . . .	137	14	9	38	41	47	(Z)	(Z)	1	(Z)
	MOTOR CARRIER, ICC . . . . .	134	13	9	39	42	47	(Z)	(Z)	1	(Z)
	MOTOR CARRIER, NON-ICC . . . . .	3	1	(Z)	93	100	100	-	-	-	-
	PRIVATE TRUCK. . . . .	13	1	(Z)	87	66	57	-	-	-	-
	AIR. . . . .	6	(Z)	(Z)	55	53	61	(Z)	(Z)	(Z)	(Z)
	WATER. . . . .	31	1	1	75	77	85	(Z)	(Z)	(Z)	(Z)
	PARCEL DELIVERY. . . . .	15	1	(Z)	37	55	49	-	-	(Z)	(Z)
	OTHER AND UNKNOWN. . . . .										
35519	F000 PRODUCTS MACHINERY, NEC . . . . .	629	65	37	35	32	40	2	2	10	6
	RAIL. . . . .	3	(Z)	(Z)	19	36	100	-	-	-	-
	MOTOR CARRIER. . . . .	242	30	26	36	47	47	1	2	4	5
	MOTOR CARRIER, ICC . . . . .	242	30	26	36	47	47	1	2	4	5
	PRIVATE TRUCK. . . . .	242	22	1	61	35	49	1	(Z)	4	(Z)
	AIR. . . . .	9	1	1	44	53	75	(Z)	(Z)	(Z)	1
	WATER. . . . .	5	(Z)	(Z)	85	87	99	-	-	(Z)	(Z)
	PARCEL DELIVERY. . . . .	100	9	9	82	94	96	(Z)	(Z)	1	(Z)
	OTHER AND UNKNOWN. . . . .	29	2	(Z)	43	38	50	-	-	(Z)	(Z)
35522	TEXTILE MACHINERY, ATTACHMENTS, AND PARTS * . . . . .	998	183	66	16	16	17	12	1	11	3
	RAIL. . . . .	12	3	3	42	45	47	(Z)	(Z)	-	-
	MOTOR CARRIER. . . . .	402	75	32	18	21	27	9	1	7	2
	MOTOR CARRIER, ICC . . . . .	402	74	32	18	21	27	9	1	7	2
	MOTOR CARRIER, NON-ICC . . . . .	(Z)	1	-	100	100	-	-	-	-	-
	PRIVATE TRUCK. . . . .	282	80	23	23	23	11	2	(Z)	1	(Z)
	AIR. . . . .	19	2	2	44	63	82	(Z)	(Z)	(Z)	(Z)
	WATER. . . . .	6	1	1	70	86	76	-	-	(Z)	(Z)
	PARCEL DELIVERY. . . . .	173	9	3	33	29	31	1	(Z)	1	(Z)
	OTHER AND UNKNOWN. . . . .	105	11	2	31	40	43	(Z)	(Z)	2	(Z)
35531	WOODWORKING MACHINERY * . . . . .	563	106	78	28	25	29	2	2	7	4
	RAIL. . . . .	53	27	23	41	40	34	(Z)	(Z)	1	1
	MOTOR CARRIER. . . . .	346	55	45	29	29	44	2	2	5	3
	MOTOR CARRIER, ICC . . . . .	331	51	42	29	29	47	2	2	5	3
	MOTOR CARRIER, NON-ICC . . . . .	15	4	3	83	95	98	-	-	-	-
	PRIVATE TRUCK. . . . .	80	19	6	28	32	58	-	-	-	-
	AIR. . . . .	6	(Z)	1	65	57	61	(Z)	(Z)	-	-
	WATER. . . . .	63	2	2	68	63	61	(Z)	(Z)	(Z)	(Z)
	PARCEL DELIVERY. . . . .	15	2	(Z)	66	57	98	(Z)	(Z)	(Z)	(Z)
	OTHER AND UNKNOWN. . . . .										
35541	PAPER INDUSTRIES MACHINERY, ATTACHMENTS, AND PARTS * . . . . .	737	99	59	13	27	28	5	1	30	5
	RAIL. . . . .	3	2	3	100	100	100	-	-	-	-
	MOTOR CARRIER. . . . .	509	62	45	14	18	26	4	(Z)	12	3
	MOTOR CARRIER, ICC . . . . .	507	61	44	14	18	26	4	(Z)	12	3
	MOTOR CARRIER, NON-ICC . . . . .	1	1	1	74	83	100	-	-	-	-
	PRIVATE TRUCK. . . . .	40	24	4	30	75	57	1	(Z)	15	1
	AIR. . . . .	96	6	5	31	46	44	(Z)	(Z)	2	2
	WATER. . . . .	2	(Z)	1	77	64	99	-	-	(Z)	(Z)
	PARCEL DELIVERY. . . . .	46	2	1	21	25	40	(Z)	(Z)	(Z)	(Z)
	OTHER AND UNKNOWN. . . . .	41	3	(Z)	50	51	48	-	-	1	(Z)
35552	PRINTING TRADES MACHINERY AND EQUIPMENT * . . . . .	1 549	105	60	13	13	15	8	6	28	10
	RAIL. . . . .	(Z)	(Z)	(Z)	100	100	100	-	-	-	-
	MOTOR CARRIER. . . . .	1 011	75	50	15	15	16	8	6	16	8
	MOTOR CARRIER, ICC . . . . .	1 005	75	50	15	15	16	8	6	15	8
	MOTOR CARRIER, NON-ICC . . . . .	6	1	(Z)	46	64	39	(Z)	(Z)	(Z)	(Z)
	PRIVATE TRUCK. . . . .	138	15	4	30	27	48	(Z)	(Z)	7	2
	AIR. . . . .	209	5	4	23	28	28	(Z)	(Z)	(Z)	(Z)
	WATER. . . . .	17	1	1	50	57	56	-	-	(Z)	(Z)
	PARCEL DELIVERY. . . . .	92	4	2	40	37	32	(Z)	(Z)	(Z)	(Z)
	OTHER AND UNKNOWN. . . . .	81	5	(Z)	37	56	52	(Z)	(Z)	4	(Z)
3559	MISCELLANEOUS SPECIAL INDUSTRY MACHINERY . . . . .	4 631	763	430	16	16	14	29	14	132	55
	RAIL. . . . .	83	41	34	29	33	44	2	2	9	9
	MOTOR CARRIER. . . . .	3 458	558	314	18	17	16	23	11	90	39
	MOTOR CARRIER, ICC . . . . .	3 440	556	312	18	17	16	23	11	90	39
	MOTOR CARRIER, NON-ICC . . . . .	18	2	2	71	55	69	-	-	-	-
	PRIVATE TRUCK. . . . .	617	136	71	26	25	31	4	1	27	4
	AIR. . . . .	124	9	7	21	30	28	(Z)	(Z)	3	2
	WATER. . . . .	21	4	(Z)	57	72	45	(Z)	(Z)	(Z)	(Z)
	PARCEL DELIVERY. . . . .	130	5	3	14	19	19	(Z)	(Z)	1	(Z)
	OTHER AND UNKNOWN. . . . .	197	11	1	21	46	89	(Z)	(Z)	3	1



TONS (THOUSANDS) AND TON-MILES (MILLIONS) BY DIVISION OF DESTINATION--CON.

EAST NORTH CENTRAL		WEST NORTH CENTRAL		SOUTH ATLANTIC		EAST SOUTH CENTRAL		WEST SOUTH CENTRAL		MOUNTAIN		PACIFIC		DESTINATION UNKNOWN	TCC CODE AND MOT
TONS	TON-MILES	TONS	TON-MILES	TONS	TON-MILES	TONS	TON-MILES	TONS	TON-MILES	TONS	TON-MILES	TONS	TON-MILES	TONS	
-	-	-	-	(Z)	(Z)	-	-	(Z)	(Z)	-	-	(Z)	(Z)	-	3551
1	(Z)	4	4	(Z)	(Z)	-	-	4	4	(Z)	(Z)	(Z)	1	-	WATER
(Z)	(Z)	(Z)	(Z)	(Z)	(Z)	-	-	(Z)	(Z)	(Z)	(Z)	(Z)	1	3	P.D. OT-UK
4	6	1	1	4	4	(Z)	1	1	1	2	1	4	2	(Z)	35512
3	6	1	1	4	3	(Z)	(Z)	1	1	1	(Z)	3	2	-	M.C.
3	6	1	1	4	3	(Z)	(Z)	1	1	1	(Z)	2	2	-	ICC
-	-	-	-	-	-	-	-	-	-	-	-	1	(Z)	-	N-ICC
(Z)	(Z)	(Z)	(Z)	(Z)	(Z)	-	-	-	-	1	1	2	(Z)	-	P.T.
(Z)	(Z)	(Z)	(Z)	(Z)	(Z)	(Z)	(Z)	(Z)	(Z)	-	-	(Z)	(Z)	-	AIR
(Z)	(Z)	(Z)	(Z)	(Z)	(Z)	(Z)	(Z)	(Z)	(Z)	(Z)	(Z)	(Z)	(Z)	-	WATER
-	-	-	-	-	-	-	-	-	-	-	-	-	-	-	P.O.
-	-	-	-	-	-	-	-	-	-	-	-	-	-	(Z)	OT-UK
2	(Z)	(Z)	(Z)	5	2	1	(Z)	(Z)	(Z)	(Z)	(Z)	1	(Z)	(Z)	35514
1	(Z)	(Z)	(Z)	3	2	(Z)	(Z)	(Z)	(Z)	(Z)	(Z)	(Z)	(Z)	-	M.C.
1	(Z)	(Z)	(Z)	3	2	(Z)	(Z)	(Z)	(Z)	(Z)	(Z)	(Z)	(Z)	-	ICC
1	(Z)	-	-	2	1	1	(Z)	-	-	-	-	(Z)	(Z)	-	P.T.
-	-	-	-	(Z)	(Z)	-	-	-	-	-	-	-	-	-	AIR
(Z)	(Z)	(Z)	(Z)	(Z)	(Z)	-	-	(Z)	(Z)	(Z)	(Z)	(Z)	(Z)	-	WATER
(Z)	(Z)	-	-	-	-	-	-	(Z)	(Z)	(Z)	(Z)	(Z)	(Z)	-	P.O.
-	-	-	-	-	-	-	-	(Z)	(Z)	-	-	-	-	(Z)	OT-UK
32	15	(Z)	(Z)	2	(Z)	4	2	1	1	(Z)	(Z)	1	3	-	35515
26	12	-	-	-	-	-	-	-	-	-	-	(Z)	(Z)	-	RAIL
6	3	(Z)	(Z)	1	(Z)	4	2	1	1	(Z)	(Z)	1	2	-	M.C.
5	3	(Z)	(Z)	1	(Z)	4	2	1	1	(Z)	(Z)	1	2	-	ICC
1	(Z)	-	-	-	-	-	-	-	-	-	-	-	-	-	N-ICC
1	(Z)	-	-	1	(Z)	1	(Z)	-	-	-	-	-	-	-	P.T.
(Z)	(Z)	(Z)	(Z)	(Z)	(Z)	(Z)	(Z)	(Z)	(Z)	(Z)	(Z)	(Z)	(Z)	-	AIR
(Z)	(Z)	(Z)	(Z)	(Z)	(Z)	(Z)	(Z)	(Z)	(Z)	(Z)	(Z)	(Z)	(Z)	-	P.D.
(Z)	(Z)	(Z)	(Z)	(Z)	(Z)	-	-	-	-	-	-	(Z)	(Z)	-	OT-UK
7	3	14	8	5	4	1	1	15	7	1	1	3	5	5	35519
-	-	-	-	-	-	-	-	(Z)	(Z)	-	-	-	-	(Z)	RAIL
6	2	4	4	4	4	1	(Z)	7	3	1	1	3	4	(Z)	M.C.
6	2	4	4	4	4	1	(Z)	7	3	1	1	3	4	(Z)	ICC
(Z)	(Z)	7	(Z)	2	(Z)	(Z)	(Z)	4	(Z)	-	-	(Z)	(Z)	4	P.T.
(Z)	(Z)	(Z)	(Z)	(Z)	(Z)	(Z)	(Z)	(Z)	(Z)	(Z)	(Z)	(Z)	(Z)	(Z)	AIR
-	-	-	-	(Z)	(Z)	-	-	-	-	-	-	-	-	-	WATER
(Z)	(Z)	4	4	(Z)	(Z)	1	1	3	4	(Z)	(Z)	(Z)	1	-	P.O.
(Z)	(Z)	-	-	-	-	-	-	(Z)	(Z)	-	-	(Z)	(Z)	1	OT-UK
2	1	(Z)	(Z)	139	45	8	3	9	9	(Z)	(Z)	1	2	1	35522
-	-	(Z)	(Z)	3	2	-	-	1	1	-	-	-	-	-	RAIL
1	1	(Z)	(Z)	48	19	3	1	7	8	-	-	(Z)	(Z)	(Z)	M.C.
1	1	(Z)	(Z)	47	19	3	1	7	8	-	-	(Z)	(Z)	(Z)	ICC
-	-	-	-	1	-	-	-	-	-	-	-	-	-	-	N-ICC
(Z)	(Z)	-	-	72	21	4	1	1	(Z)	-	-	-	-	-	P.T.
(Z)	(Z)	(Z)	(Z)	1	1	(Z)	(Z)	(Z)	(Z)	(Z)	(Z)	(Z)	1	-	AIR
-	-	-	-	1	(Z)	-	-	-	-	-	-	(Z)	(Z)	-	WATER
(Z)	(Z)	(Z)	(Z)	5	2	1	(Z)	(Z)	(Z)	(Z)	(Z)	(Z)	(Z)	(Z)	P.D.
-	-	-	-	8	1	-	-	(Z)	(Z)	-	-	(Z)	(Z)	1	OT-UK
17	7	6	3	8	6	24	6	10	11	1	1	29	38	3	35531
8	3	(Z)	(Z)	3	2	5	2	2	1	-	-	8	15	-	RAIL
9	4	6	3	3	3	5	2	7	9	1	1	18	18	1	M.C.
9	4	6	3	3	3	3	2	6	8	1	(Z)	17	16	1	ICC
-	-	-	-	(Z)	(Z)	2	1	1	1	(Z)	(Z)	1	2	-	N-ICC
1	(Z)	-	-	2	1	14	1	-	-	-	-	3	4	-	P.T.
(Z)	(Z)	(Z)	(Z)	(Z)	(Z)	(Z)	(Z)	(Z)	(Z)	-	-	(Z)	(Z)	-	AIR
(Z)	(Z)	(Z)	(Z)	(Z)	(Z)	(Z)	(Z)	1	1	(Z)	(Z)	1	1	-	P.O.
-	-	-	-	-	-	-	-	-	-	-	-	-	-	2	OT-UK
16	7	6	4	15	8	10	9	7	8	1	1	8	15	1	35541
-	-	-	-	-	-	2	3	-	-	-	-	-	-	-	RAIL
14	7	6	4	9	6	4	3	6	7	1	1	7	13	(Z)	M.C.
14	7	6	4	9	6	4	3	6	7	1	1	7	13	(Z)	ICC
-	-	-	-	(Z)	(Z)	-	-	(Z)	1	(Z)	(Z)	(Z)	(Z)	-	N-ICC
2	(Z)	-	-	6	2	1	(Z)	(Z)	(Z)	(Z)	(Z)	(Z)	(Z)	-	P.T.
(Z)	(Z)	(Z)	(Z)	(Z)	(Z)	3	2	(Z)	(Z)	(Z)	(Z)	(Z)	(Z)	-	AIR
-	-	-	-	-	-	-	-	-	-	-	-	(Z)	1	-	WATER
(Z)	(Z)	(Z)	(Z)	(Z)	(Z)	(Z)	(Z)	(Z)	(Z)	(Z)	(Z)	(Z)	(Z)	-	P.O.
(Z)	(Z)	-	-	(Z)	(Z)	(Z)	(Z)	-	-	-	-	(Z)	(Z)	1	OT-UK
26	8	12	8	12	6	3	2	7	6	2	2	7	11	1	35552
-	-	-	-	-	-	(Z)	(Z)	-	-	-	-	-	-	-	RAIL
19	7	9	6	10	5	3	2	5	4	1	2	5	10	-	M.C.
19	7	9	6	9	5	3	2	5	4	1	2	5	10	-	ICC
-	-	-	-	(Z)	(Z)	-	-	-	-	-	-	(Z)	(Z)	-	N-ICC
4	(Z)	3	1	(Z)	(Z)	(Z)	(Z)	(Z)	(Z)	(Z)	(Z)	1	(Z)	-	P.T.
1	1	(Z)	(Z)	1	1	(Z)	(Z)	1	1	(Z)	(Z)	(Z)	1	-	AIR
-	-	-	-	1	(Z)	-	-	1	(Z)	-	-	-	-	-	WATER
2	1	(Z)	(Z)	(Z)	(Z)	(Z)	(Z)	(Z)	(Z)	(Z)	(Z)	(Z)	(Z)	(Z)	P.O.
(Z)	(Z)	(Z)	(Z)	(Z)	(Z)	(Z)	(Z)	(Z)	(Z)	(Z)	(Z)	(Z)	(Z)	1	OT-UK
182	79	31	24	200	89	28	19	96	68	15	22	43	60	5	35559
7	4	11	8	5	2	-	-	3	2	-	-	3	6	-	RAIL
143	56	18	15	151	65	20	14	74	54	12	16	28	43	(Z)	M.C.
142	56	18	15	151	65	20	14	74	54	11	16	27	43	(Z)	ICC
-	(Z)	-	-	(Z)	(Z)	(Z)	(Z)	(Z)	(Z)	(Z)	(Z)	1	1	-	N-ICC
30	17	2	1	39	21	8	4	17	11	3	5	6	8	(Z)	P.T.
1	1	1	1	2	(Z)	(Z)	(Z)	1	1	(Z)	(Z)	(Z)	1	(Z)	AIR
-	-	(Z)	(Z)	2	(Z)	-	-	(Z)	(Z)	-	-	(Z)	1	-	WATER
1	(Z)	(Z)	(Z)	1	(Z)	(Z)	(Z)	(Z)	1	(Z)	(Z)	(Z)	1	-	P.O.
(Z)	(Z)	(Z)	(Z)	(Z)	(Z)	-	-	-	-	-	-	(Z)	(Z)	5	OT-UK

TABLE 2. SHIPMENTS BY MANUFACTURING ESTABLISHMENTS--COMMODITIES AND MEANS OF TRANSPORT BY DESTINATION: 1977--CON.

TCC CODE	COMMODITY AND MEANS OF TRANSPORT	ALL SHIPMENTS						TONS (THOUSANDS) AND TON-MILES (MILLIONS) BY DIVISION OF DESTINATION			
		VALUE (MILLION DOLLARS) (A)	TONS (THOU- SANDS) (B)	TON- MILES (MIL- LIONS) (C)	STANDARD ERROR (PERCENT) FOR COLUMNS--			NEW ENGLAND TONS	TON- MILES	MIDDLE ATLANTIC TONS	TON- MILES
					(A)	(B)	(C)				
35591	CHEMICAL MACHINERY AND EQUIPMENT	578	85	54	34	31	31	5	1	14	3
	RAIL	31	11	5	61	68	68	(Z)	(Z)	1	1
	MOTOR CARRIER	370	54	42	45	42	39	3	1	5	2
	MOTOR CARRIER, ICC	370	54	42	45	42	39	3	1	5	2
	PRIVATE TRUCK	74	18	6	33	38	58	1	(Z)	7	(Z)
	AIR	9	(Z)	(Z)	47	46	47	-	-	(Z)	7
	PARCEL DELIVERY	33	1	1	17	35	32	(Z)	(Z)	(Z)	(Z)
	OTHER AND UNKNOWN	62	1	(Z)	52	44	63	(Z)	(Z)	1	(Z)
35592	FOUNDRY MACHINERY AND EQUIPMENT, EXC. FURNACES	86	19	10	26	37	41	2	1	2	1
	RAIL	3	1	(Z)	56	58	57	-	-	-	-
	MOTOR CARRIER	63	16	8	28	41	45	(Z)	(Z)	2	1
	MOTOR CARRIER, ICC	63	16	8	28	41	45	(Z)	(Z)	2	1
	PRIVATE TRUCK	8	2	1	51	56	68	1	(Z)	(Z)	(Z)
	AIR	3	(Z)	(Z)	50	61	67	(Z)	(Z)	(Z)	(Z)
	PARCEL DELIVERY	2	(Z)	(Z)	86	94	94	(Z)	(Z)	(Z)	(Z)
	OTHER AND UNKNOWN	8	(Z)	(Z)	16	15	77	-	-	(Z)	(Z)
35594	RUBBER AND PLASTICS WORKING MACHINERY AND EQUIPMENT	840	108	51	40	34	36	10	2	29	6
	RAIL	12	1	1	76	68	68	1	(Z)	-	-
	MOTOR CARRIER	705	89	47	43	33	36	8	1	23	4
	MOTOR CARRIER, ICC	694	87	46	43	33	35	8	1	23	4
	MOTOR CARRIER, NON-ICC	12	1	1	100	100	100	-	-	-	-
	PRIVATE TRUCK	58	12	1	66	69	70	1	(Z)	4	1
	AIR	27	4	1	52	53	54	(Z)	(Z)	2	1
	WATER	6	1	(Z)	80	83	79	-	-	(Z)	(Z)
	PARCEL DELIVERY	22	1	(Z)	28	35	46	(Z)	(Z)	(Z)	(Z)
	OTHER AND UNKNOWN	9	(Z)	(Z)	20	27	52	-	-	(Z)	(Z)
35596	COTTON GINNING MACHINERY AND EQUIPMENT	231	64	23	56	51	30	-	-	(Z)	(Z)
	RAIL	1	(Z)	(Z)	100	100	100	-	-	-	-
	MOTOR CARRIER	151	39	10	78	72	45	-	-	(Z)	(Z)
	MOTOR CARRIER, ICC	151	39	10	78	72	45	-	-	(Z)	(Z)
	PRIVATE TRUCK	63	22	13	10	11	12	-	-	-	-
	OTHER AND UNKNOWN	16	3	(Z)	100	100	100	-	-	-	-
35599	SPECIAL INDUSTRY MACHINERY, NEC.	2 693	448	267	19	23	19	12	10	76	36
	RAIL	19	10	13	52	59	67	1	1	1	1
	MOTOR CARRIER	2 017	341	197	24	25	24	11	8	55	30
	MOTOR CARRIER, ICC	2 011	341	197	24	25	24	11	8	55	30
	MOTOR CARRIER, NON-ICC	6	1	(Z)	81	89	68	-	-	-	-
	PRIVATE TRUCK	409	81	49	27	33	41	(Z)	(Z)	16	2
	AIR	59	3	4	22	33	30	(Z)	(Z)	1	1
	WATER	15	3	(Z)	67	80	56	(Z)	(Z)	-	-
	PARCEL DELIVERY	72	3	2	23	31	31	(Z)	(Z)	(Z)	(Z)
	OTHER AND UNKNOWN	102	6	1	16	26	99	(Z)	(Z)	2	1
356	GENERAL INDUSTRIAL MACHINERY AND EQUIPMENT	17 350	3 725	1 667	5	8	8	71	52	349	132
	RAIL	415	204	154	21	41	29	-	-	26	11
	MOTOR CARRIER	12 599	2 540	1 309	5	9	7	61	48	275	104
	MOTOR CARRIER, ICC	12 159	2 300	1 295	6	7	7	61	48	269	102
	MOTOR CARRIER, NON-ICC	441	240	14	80	81	53	(Z)	(Z)	7	1
	PRIVATE TRUCK	2 067	813	126	12	16	15	7	1	35	8
	AIR	470	24	25	19	14	18	1	1	4	5
	WATER	26	19	10	43	54	48	-	-	1	1
	PIPELINE	-	-	-	100	100	100	-	-	-	-
	PARCEL DELIVERY	1 115	41	23	15	14	14	3	2	5	2
	OTHER AND UNKNOWN	658	83	21	21	20	55	(Z)	(Z)	3	1
3561	INDUSTRIAL COMPRESSORS, PUMPS, AND PUMPING EQUIPMENT	6 292	1 139	637	8	17	14	25	25	106	39
	RAIL	153	45	39	45	48	55	-	-	(Z)	(Z)
	MOTOR CARRIER	4 831	873	544	8	15	15	23	23	96	36
	MOTOR CARRIER, ICC	4 700	791	536	8	16	16	23	23	91	35
	MOTOR CARRIER, NON-ICC	131	82	8	55	67	50	(Z)	(Z)	6	1
	PRIVATE TRUCK	624	176	26	30	47	32	1	(Z)	6	1
	AIR	141	6	7	35	39	48	(Z)	(Z)	(Z)	(Z)
	WATER	17	14	8	76	83	70	-	-	1	1
	PARCEL DELIVERY	352	14	8	21	20	24	1	2	2	1
	OTHER AND UNKNOWN	174	13	6	55	54	85	(Z)	(Z)	1	(Z)
35611	INDUSTRIAL PUMPS AND PUMPING EQUIPMENT	4 223	701	420	10	17	19	18	22	56	21
	RAIL	91	26	25	63	68	76	-	-	(Z)	(Z)
	MOTOR CARRIER	3 273	565	363	11	20	19	16	20	50	20
	MOTOR CARRIER, ICC	3 156	541	357	11	20	20	16	20	45	19
	MOTOR CARRIER, NON-ICC	117	24	7	59	59	55	(Z)	(Z)	6	1
	PRIVATE TRUCK	339	83	14	34	39	44	1	(Z)	3	(Z)
	AIR	91	4	5	40	53	60	(Z)	(Z)	(Z)	(Z)
	WATER	4	(Z)	(Z)	70	81	99	-	-	-	-
	PARCEL DELIVERY	279	11	7	27	24	28	1	2	1	1
	OTHER AND UNKNOWN	146	12	6	62	59	88	(Z)	(Z)	1	(Z)
35614	AIR AND GAS COMPRESSORS AND PARTS	1 761	323	183	12	23	11	6	2	46	15
	RAIL	61	19	14	58	63	57	-	-	-	-
	MOTOR CARRIER	1 426	265	152	11	21	11	5	2	42	13
	MOTOR CARRIER, ICC	1 413	207	150	11	13	11	5	2	42	13
	MOTOR CARRIER, NON-ICC	13	58	1	96	100	100	-	-	-	-
	PRIVATE TRUCK	122	32	12	36	46	46	(Z)	(Z)	2	(Z)
	AIR	47	2	2	32	39	33	(Z)	(Z)	(Z)	(Z)
	WATER	11	2	3	100	100	100	-	-	1	1
	PARCEL DELIVERY	67	2	1	24	38	36	(Z)	(Z)	(Z)	(Z)
	OTHER AND UNKNOWN	27	1	(Z)	39	41	68	-	-	(Z)	(Z)
35619	INDUSTRIAL PUMPS AND PARTS, NEC.	308	116	34	56	72	41	1	1	5	3
	RAIL	1	(Z)	(Z)	62	67	68	-	-	-	-
	MOTOR CARRIER	132	42	29	27	39	45	1	1	4	3
	MOTOR CARRIER, ICC	131	42	29	27	39	45	1	1	4	3
	MOTOR CARRIER, NON-ICC	1	(Z)	(Z)	54	73	71	-	-	-	-

TONS (THOUSANDS) AND TON-MILES (MILLIONS) BY DIVISION OF DESTINATION--CON.

EAST NORTH CENTRAL		WEST NORTH CENTRAL		SOUTH ATLANTIC		EAST SOUTH CENTRAL		WEST SOUTH CENTRAL		MOUNTAIN		PACIFIC		DESTINATION UNKNOWN	TCC CODE AND MOT
TONS	TON-MILES	TONS	TON-MILES	TONS	TON-MILES	TONS	TON-MILES	TONS	TON-MILES	TONS	TON-MILES	TONS	TON-MILES	TONS	
24	5	3	2	17	8	3	2	5	6	4	7	9	20	(Z)	35591
(Z)	(Z)	(Z)	(Z)	(Z)	(Z)	(Z)	(Z)	(Z)	(Z)	(Z)	(Z)	(Z)	(Z)	(Z)	-
20	5	1	1	8	4	3	2	2	3	3	6	9	20	(Z)	M.C.
20	5	1	1	8	4	3	2	2	3	3	6	9	20	(Z)	ICC
3	(Z)	-	-	4	2	(Z)	(Z)	2	2	1	2	-	-	(Z)	P.T.
(Z)	(Z)	-	-	(Z)	(Z)	(Z)	(Z)	(Z)	(Z)	(Z)	(Z)	(Z)	(Z)	(Z)	AIR
(Z)	(Z)	(Z)	(Z)	(Z)	(Z)	(Z)	(Z)	(Z)	(Z)	(Z)	(Z)	(Z)	(Z)	(Z)	P.D.
-	-	-	-	(Z)	(Z)	-	-	-	-	-	-	-	-	(Z)	OT-UK
8	4	2	1	3	1	1	1	1	1	(Z)	(Z)	(Z)	(Z)	(Z)	35592
(Z)	(Z)	(Z)	(Z)	-	-	-	-	-	-	-	-	-	-	(Z)	RAIL
7	4	2	1	3	1	1	1	1	1	-	-	(Z)	(Z)	(Z)	M.C.
7	4	2	1	3	1	1	1	1	1	-	-	(Z)	(Z)	(Z)	ICC
1	(Z)	(Z)	(Z)	-	-	(Z)	(Z)	(Z)	(Z)	-	-	-	-	(Z)	P.T.
(Z)	(Z)	(Z)	(Z)	(Z)	(Z)	(Z)	(Z)	(Z)	(Z)	(Z)	(Z)	(Z)	(Z)	(Z)	AIR
(Z)	(Z)	(Z)	(Z)	(Z)	(Z)	-	-	(Z)	(Z)	(Z)	(Z)	(Z)	(Z)	(Z)	P.D.
-	-	-	-	-	-	-	-	-	-	-	-	(Z)	(Z)	(Z)	OT-UK
27	10	8	7	18	8	5	3	9	11	(Z)	(Z)	2	4	(Z)	35594
(Z)	(Z)	1	(Z)	-	-	-	-	-	-	-	-	-	-	(Z)	RAIL
20	9	7	6	16	8	5	3	9	11	(Z)	(Z)	2	4	(Z)	M.C.
20	9	7	6	16	8	4	2	9	11	(Z)	(Z)	1	3	(Z)	ICC
-	-	-	-	-	-	(Z)	(Z)	-	-	-	-	1	1	(Z)	N-ICC
7	(Z)	1	(Z)	(Z)	(Z)	(Z)	(Z)	-	-	-	-	(Z)	(Z)	(Z)	P.T.
(Z)	(Z)	(Z)	(Z)	2	(Z)	(Z)	(Z)	(Z)	(Z)	(Z)	(Z)	(Z)	(Z)	(Z)	AIR
-	-	-	-	1	(Z)	-	-	-	-	-	-	-	-	(Z)	WATER
(Z)	(Z)	(Z)	(Z)	(Z)	(Z)	(Z)	(Z)	(Z)	(Z)	(Z)	(Z)	(Z)	(Z)	(Z)	P.D.
(Z)	(Z)	(Z)	(Z)	-	-	-	-	-	-	-	-	-	-	(Z)	OT-UK
(Z)	(Z)	(Z)	(Z)	36	7	6	1	15	7	2	3	5	4	-	35596
-	-	-	-	(Z)	(Z)	-	-	-	-	-	-	-	-	(Z)	RAIL
(Z)	(Z)	(Z)	(Z)	34	6	1	(Z)	3	1	(Z)	1	1	1	(Z)	M.C.
(Z)	(Z)	(Z)	(Z)	34	6	1	(Z)	3	1	(Z)	1	1	1	(Z)	ICC
(Z)	(Z)	-	-	2	1	5	1	12	6	2	2	2	3	(Z)	P.T.
-	-	-	-	-	-	-	-	-	-	-	-	3	(Z)	(Z)	OT-UK
118	56	12	11	124	64	13	12	55	40	8	10	24	28	4	35599
1	1	3	3	(Z)	(Z)	-	-	1	1	-	-	3	6	(Z)	RAIL
96	38	8	7	89	45	11	9	50	36	7	9	14	15	(Z)	M.C.
95	38	8	7	89	45	11	9	50	36	7	9	14	15	(Z)	ICC
1	(Z)	-	-	(Z)	(Z)	-	-	-	-	-	-	(Z)	(Z)	(Z)	N-ICC
20	16	1	1	33	19	2	3	2	2	1	1	4	5	(Z)	P.T.
(Z)	(Z)	(Z)	(Z)	(Z)	(Z)	(Z)	(Z)	1	1	(Z)	(Z)	(Z)	1	(Z)	AIR
1	(Z)	(Z)	(Z)	1	(Z)	-	-	(Z)	(Z)	-	-	2	(Z)	(Z)	WATER
(Z)	(Z)	(Z)	(Z)	(Z)	(Z)	(Z)	(Z)	(Z)	(Z)	(Z)	(Z)	(Z)	(Z)	(Z)	P.D.
(Z)	(Z)	-	-	-	-	-	-	-	-	-	-	(Z)	(Z)	(Z)	OT-UK
1 516	353	236	121	408	188	182	82	407	288	101	124	288	328	165	356
62	18	8	3	30	13	8	4	24	21	3	4	43	80	-	RAIL
1 018	270	187	101	282	159	125	65	309	230	83	105	177	226	24	M.C.
808	265	186	101	275	156	124	65	307	230	82	104	164	223	24	ICC
210	5	1	(Z)	7	3	(Z)	(Z)	3	1	1	1	13	3	(Z)	N-ICC
397	50	36	14	88	12	47	11	53	16	13	12	47	3	90	P.T.
6	3	1	1	2	2	1	1	4	4	(Z)	1	4	8	1	AIR
16	6	(Z)	(Z)	(Z)	(Z)	-	-	(Z)	(Z)	-	-	1	3	(Z)	WATER
-	-	-	-	-	-	-	-	-	-	-	-	-	-	(Z)	PIPE
17	6	3	2	5	2	2	1	3	3	1	2	2	4	1	P.D.
1	(Z)	2	1	1	(Z)	(Z)	(Z)	12	14	(Z)	(Z)	14	4	50	OT-UK
300	95	101	47	125	89	32	17	202	144	42	45	143	137	63	3561
10	4	5	1	6	4	(Z)	(Z)	15	14	-	-	9	16	(Z)	RAIL
250	79	82	42	114	83	27	14	155	115	35	39	91	113	(Z)	M.C.
192	77	82	42	110	82	27	14	152	114	34	38	81	110	(Z)	ICC
58	1	(Z)	(Z)	4	1	(Z)	(Z)	3	(Z)	1	1	10	3	(Z)	N-ICC
23	7	12	3	3	2	3	2	26	7	7	5	38	1	57	P.T.
1	(Z)	(Z)	(Z)	(Z)	(Z)	1	1	2	1	(Z)	(Z)	2	4	(Z)	AIR
12	4	(Z)	(Z)	-	-	-	-	(Z)	(Z)	-	-	1	3	(Z)	WATER
5	1	1	1	2	1	1	(Z)	1	1	1	1	1	1	(Z)	P.D.
(Z)	(Z)	(Z)	(Z)	(Z)	(Z)	(Z)	(Z)	4	5	(Z)	(Z)	1	(Z)	(Z)	OT-UK
163	72	83	37	87	68	20	11	129	78	27	27	115	84	5	35611
2	1	5	1	5	3	(Z)	(Z)	6	4	-	-	8	15	(Z)	RAIL
143	65	67	33	78	63	16	10	106	65	23	23	65	65	(Z)	M.C.
143	65	67	33	74	61	16	10	103	65	22	23	56	62	(Z)	ICC
-	-	(Z)	(Z)	4	1	(Z)	(Z)	3	(Z)	1	1	10	3	(Z)	N-ICC
15	4	9	2	3	1	2	1	11	1	3	2	38	1	(Z)	P.T.
(Z)	(Z)	(Z)	(Z)	(Z)	(Z)	(Z)	(Z)	1	1	(Z)	(Z)	1	3	(Z)	AIR
-	-	-	-	-	-	-	-	(Z)	(Z)	-	-	(Z)	(Z)	(Z)	WATER
4	1	1	1	1	(Z)	1	(Z)	1	1	1	1	1	1	(Z)	P.D.
(Z)	(Z)	(Z)	(Z)	(Z)	(Z)	(Z)	(Z)	4	5	(Z)	(Z)	1	(Z)	(Z)	OT-UK
113	17	13	8	30	17	8	5	70	63	14	17	21	40	1	35614
8	3	-	-	1	(Z)	-	-	9	10	-	-	(Z)	1	(Z)	RAIL
96	11	12	8	28	16	6	3	47	48	10	14	19	36	(Z)	M.C.
38	10	12	8	28	16	6	3	47	48	10	14	19	36	(Z)	ICC
58	1	(Z)	(Z)	-	-	-	-	-	-	-	-	-	-	(Z)	N-ICC
9	2	1	(Z)	1	(Z)	1	1	14	5	4	2	(Z)	(Z)	(Z)	P.T.
(Z)	(Z)	(Z)	(Z)	(Z)	(Z)	1	(Z)	(Z)	(Z)	(Z)	(Z)	(Z)	1	(Z)	AIR
-	-	(Z)	(Z)	-	-	-	-	-	-	-	-	1	2	(Z)	WATER
1	(Z)	(Z)	(Z)	1	(Z)	(Z)	(Z)	(Z)	(Z)	(Z)	(Z)	(Z)	(Z)	(Z)	P.D.
(Z)	(Z)	-	-	(Z)	(Z)	(Z)	(Z)	(Z)	(Z)	(Z)	(Z)	(Z)	(Z)	(Z)	OT-UK
24	7	5	1	8	5	4	1	4	3	1	1	7	12	57	35619
(Z)	(Z)	-	-	-	-	-	-	(Z)	(Z)	-	-	-	-	(Z)	RAIL
11	2	4	1	8	5	4	1	3	2	1	1	7	12	(Z)	M.C.
11	2	4	1	8	5	4	1	3	2	1	1	7	12	(Z)	ICC
(Z)	(Z)	-	-	-	-	-	-	-	-	-	-	(Z)	(Z)	(Z)	N-ICC



TABLE 2. SHIPMENTS BY MANUFACTURING ESTABLISHMENTS--COMMODITIES AND MEANS OF TRANSPORT BY DESTINATION: 1977--CON.

TCC CODE	COMMODITY AND MEANS OF TRANSPORT	ALL SHIPMENTS						TONS (THOUSANDS) AND TON-MILES (MILLIONS) BY DIVISION OF DESTINATION					
		VALUE (MILLION DOLLARS) (A)	TONS (THOU- SANDS) (B)	TON- MILES (MIL- LIONS) (C)	STANDARD ERROR (PERCENT) FOR COLUMNS--			NEW ENGLAND		MIDDLE ATLANTIC			
					(A)	(B)	(C)	TONS	TON- MILES	TONS	TON- MILES		
35619	INDUSTRIAL PUMPS AND PARTS, NEC.												
	PRIVATE TRUCK	163	61	1	81	97	52	(Z)	(Z)	1	(Z)	(Z)	(Z)
	AIR	2	(Z)	(Z)	60	50	51	-	-	(Z)	(Z)	(Z)	(Z)
	WATER	2	12	4	100	100	100	-	-	-	-	-	-
	PARCEL DELIVERY	7	(Z)	(Z)	47	55	34	(Z)	(Z)	(Z)	(Z)	(Z)	(Z)
	OTHER AND UNKNOWN	(Z)	(Z)	(Z)	100	100	100	-	-	-	-	-	-
35621	BALL AND ROLLER BEARINGS AND PARTS *	2 459	629	180	8	11	13	7	4	33	10		
	RAIL	39	46	10	39	30	63	-	-	5	1		
	MOTOR CARRIER	1 891	351	136	10	8	10	6	3	24	8		
	MOTOR CARRIER, ICC	1 883	349	135	10	8	10	6	3	24	8		
	MOTOR CARRIER, NON-ICC	8	1	1	61	70	89	(Z)	(Z)	(Z)	(Z)		
	PRIVATE TRUCK	250	217	25	32	29	33	1	1	3	1		
	AIR	89	6	4	19	28	33	(Z)	(Z)	1	(Z)		
	WATER	8	4	2	45	55	59	-	-	(Z)	(Z)		
	PARCEL DELIVERY	176	5	4	49	42	43	(Z)	(Z)	(Z)	(Z)		
	OTHER AND UNKNOWN	5	(Z)	(Z)	28	29	53	(Z)	(Z)	(Z)	(Z)		
3564	EXHAUST BLOWERS, VENTILATING FANS, AND FILTERS	2 251	598	362	15	16	18	12	8	83	36		
	RAIL	126	54	51	33	24	34	-	-	19	9		
	MOTOR CARRIER	1 497	403	255	15	19	22	11	8	50	20		
	MOTOR CARRIER, ICC	1 489	402	255	15	19	22	11	8	50	20		
	MOTOR CARRIER, NON-ICC	8	1	(Z)	54	40	70	(Z)	(Z)	(Z)	(Z)		
	PRIVATE TRUCK	289	103	35	17	21	24	(Z)	(Z)	10	2		
	AIR	66	4	7	30	27	39	(Z)	(Z)	3	5		
	WATER	(Z)	(Z)	(Z)	100	100	100	-	-	-	-		
	PIPELINE	-	-	-	100	100	100	-	-	-	-		
	PARCEL DELIVERY	194	6	4	39	39	40	1	(Z)	1	(Z)		
	OTHER AND UNKNOWN	79	27	10	28	58	93	(Z)	(Z)	(Z)	(Z)		
35641	INDUSTRIAL FANS AND BLOWERS	657	204	96	26	33	31	4	2	21	7		
	RAIL	8	2	2	69	69	79	-	-	-	-		
	MOTOR CARRIER	500	144	77	28	37	33	3	2	17	7		
	MOTOR CARRIER, ICC	497	144	77	28	37	33	3	2	17	7		
	MOTOR CARRIER, NON-ICC	3	(Z)	(Z)	80	79	86	-	-	-	-		
	PRIVATE TRUCK	114	43	15	36	38	38	-	-	4	(Z)		
	AIR	7	1	1	16	36	40	(Z)	(Z)	(Z)	(Z)		
	WATER	(Z)	(Z)	(Z)	100	100	100	-	-	-	-		
	PARCEL DELIVERY	5	1	(Z)	45	47	56	(Z)	(Z)	(Z)	(Z)		
	OTHER AND UNKNOWN	23	12	1	36	74	67	-	-	-	-		
35642	AIR PURIFICATION EQUIPMENT, WASHERS, AND FILTERS	1 594	394	266	22	22	27	8	6	62	29		
	RAIL	118	52	49	37	27	36	-	-	19	9		
	MOTOR CARRIER	997	259	178	26	27	34	7	5	33	13		
	MOTOR CARRIER, ICC	992	258	178	26	27	34	7	5	33	13		
	MOTOR CARRIER, NON-ICC	5	1	(Z)	66	49	91	(Z)	(Z)	(Z)	(Z)		
	PRIVATE TRUCK	175	60	20	16	15	27	(Z)	(Z)	6	2		
	AIR	59	3	6	35	39	64	(Z)	(Z)	2	5		
	PIPELINE	-	-	-	100	100	100	-	-	-	-		
	PARCEL DELIVERY	189	5	4	42	46	47	1	(Z)	1	(Z)		
	OTHER AND UNKNOWN	56	15	9	32	68	99	-	-	(Z)	(Z)		
3566	MECHANICAL POWER TRANSMISSION EQUIPMENT	3 230	772	295	7	9	14	13	9	68	26		
	RAIL	47	27	37	53	61	79	-	-	-	-		
	MOTOR CARRIER	2 099	471	212	8	7	7	12	9	56	22		
	MOTOR CARRIER, ICC	2 084	468	211	8	7	7	12	9	55	22		
	MOTOR CARRIER, NON-ICC	15	3	(Z)	35	36	52	-	-	(Z)	(Z)		
	PRIVATE TRUCK	628	229	36	14	19	21	(Z)	(Z)	9	3		
	AIR	62	4	3	30	26	26	(Z)	(Z)	(Z)	(Z)		
	WATER	1	(Z)	(Z)	96	97	87	-	-	(Z)	(Z)		
	PARCEL DELIVERY	131	7	3	30	24	28	(Z)	(Z)	1	(Z)		
	OTHER AND UNKNOWN	263	34	4	15	15	76	-	-	1	1		
35661	PLAIN BEARINGS	405	54	24	27	30	33	1	(Z)	3	1		
	MOTOR CARRIER	267	40	23	34	35	35	1	(Z)	3	1		
	MOTOR CARRIER, ICC	259	40	23	35	36	35	1	(Z)	3	1		
	MOTOR CARRIER, NON-ICC	8	1	(Z)	59	67	74	-	-	(Z)	(Z)		
	PRIVATE TRUCK	27	8	1	65	59	62	(Z)	(Z)	1	(Z)		
	AIR	4	(Z)	(Z)	43	40	60	(Z)	(Z)	(Z)	(Z)		
	PARCEL DELIVERY	28	2	(Z)	38	84	47	(Z)	(Z)	(Z)	(Z)		
	OTHER AND UNKNOWN	78	4	(Z)	18	18	100	-	-	(Z)	(Z)		
35669	POWER TRANSMISSION EQUIPMENT, NEC	2 825	718	271	8	10	16	12	8	65	25		
	RAIL	47	27	37	53	61	79	-	-	-	-		
	MOTOR CARRIER	1 832	431	189	9	9	10	12	8	53	21		
	MOTOR CARRIER, ICC	1 825	429	188	9	9	10	12	8	53	21		
	MOTOR CARRIER, NON-ICC	7	2	(Z)	42	41	54	-	-	(Z)	(Z)		
	PRIVATE TRUCK	600	221	35	12	19	21	(Z)	(Z)	9	2		
	AIR	59	4	3	32	27	27	(Z)	(Z)	(Z)	(Z)		
	WATER	1	(Z)	(Z)	96	97	87	-	-	(Z)	(Z)		
	PARCEL DELIVERY	102	5	2	35	27	31	(Z)	(Z)	1	(Z)		
	OTHER AND UNKNOWN	185	30	4	15	16	76	-	-	1	1		
35671	INDUSTRIAL PROCESS FURNACES AND OVENS *	872	167	72	16	20	24	2	1	38	13		
	RAIL	33	14	3	50	49	51	-	-	-	-		
	MOTOR CARRIER	655	131	65	18	23	24	2	1	36	13		
	MOTOR CARRIER, ICC	616	128	64	19	24	25	2	1	36	13		
	MOTOR CARRIER, NON-ICC	39	4	1	69	76	97	-	-	-	-		
	PRIVATE TRUCK	78	14	1	27	17	36	(Z)	(Z)	1	(Z)		
	AIR	22	1	2	26	29	47	(Z)	(Z)	(Z)	(Z)		
	WATER	1	(Z)	(Z)	85	100	100	-	-	(Z)	(Z)		
	PARCEL DELIVERY	43	2	1	39	77	66	(Z)	(Z)	(Z)	(Z)		
	OTHER AND UNKNOWN	41	3	(Z)	39	36	90	(Z)	(Z)	(Z)	(Z)		
35691	GENERAL MACHINERY AND EQUIPMENT, NEC *	2 262	460	148	24	42	18	13	5	31	9		
	RAIL	22	16	11	34	87	44	-	-	-	-		
	MOTOR CARRIER	1 700	346	124	30	56	21	8	4	24	9		

TONS (THOUSANDS) AND TON-MILES (MILLIONS) BY DIVISION OF DESTINATION--CON.

EAST NORTH CENTRAL		WEST NORTH CENTRAL		SOUTH ATLANTIC		EAST SOUTH CENTRAL		WEST SOUTH CENTRAL		MOUNTAIN		PACIFIC		DESTINATION UNKNOWN	TCC CODE AND HOT
TONS	TON-MILES	TONS	TON-MILES	TONS	TON-MILES	TONS	TON-MILES	TONS	TON-MILES	TONS	TON-MILES	TONS	TON-MILES	TONS	
(Z)	(Z)	2	(Z)	(Z)	(Z)	-	-	1	(Z)	-	-	(Z)	(Z)	57	35619
(Z)	(Z)	(Z)	(Z)	-	-	-	-	-	-	(Z)	(Z)	-	-	-	P.T.
12	4	-	-	-	-	-	-	-	-	-	-	-	-	-	AIR
(Z)	(Z)	(Z)	(Z)	(Z)	(Z)	(Z)	(Z)	(Z)	(Z)	(Z)	(Z)	(Z)	(Z)	-	WATER
-	-	(Z)	(Z)	-	-	-	-	-	-	-	-	-	-	-	P.O.
-	-	-	-	-	-	-	-	-	-	-	-	-	-	-	OT-UK
472	90	24	15	23	8	40	12	13	12	3	4	14	24	(Z)	35621
37	4	1	(Z)	37	2	2	1	3	2	-	-	2	5	-	RAIL
237	67	21	13	22	8	18	6	11	11	2	4	8	16	-	M.C.
236	67	21	13	22	8	18	6	11	11	2	4	8	16	-	ICC
1	1	-	-	(Z)	(Z)	-	-	-	-	-	-	-	-	-	N-ICC
189	15	1	(Z)	(Z)	(Z)	20	5	(Z)	(Z)	(Z)	(Z)	3	1	-	P.T.
3	1	(Z)	1	(Z)	(Z)	(Z)	(Z)	1	1	(Z)	(Z)	1	2	-	AIR
4	2	-	-	(Z)	(Z)	-	-	-	-	-	-	-	-	-	WATER
3	2	(Z)	(Z)	(Z)	(Z)	(Z)	(Z)	(Z)	(Z)	(Z)	(Z)	(Z)	1	(Z)	P.O.
(Z)	(Z)	-	-	-	-	-	-	-	-	-	-	-	-	(Z)	OT-UK
152	57	49	28	79	43	38	21	92	73	25	32	54	63	16	3564
8	8	2	1	6	2	1	(Z)	3	2	1	1	14	26	-	RAIL
104	36	35	22	61	37	34	20	61	51	20	27	27	35	-	M.C.
104	36	34	22	61	37	34	20	61	51	20	27	27	35	-	ICC
(Z)	(Z)	(Z)	(Z)	-	-	(Z)	(Z)	(Z)	(Z)	(Z)	(Z)	(Z)	(Z)	-	N-ICC
38	12	12	4	10	3	3	1	18	10	3	3	(Z)	(Z)	10	P.T.
(Z)	(Z)	(Z)	(Z)	(Z)	(Z)	(Z)	(Z)	(Z)	(Z)	(Z)	(Z)	(Z)	(Z)	-	AIR
-	-	-	-	-	-	-	-	(Z)	(Z)	-	-	-	-	-	WATER
-	-	-	-	-	-	-	-	-	-	-	-	-	-	-	PIPE
1	1	(Z)	(Z)	1	(Z)	(Z)	(Z)	1	1	(Z)	1	(Z)	1	-	P.O.
(Z)	(Z)	(Z)	(Z)	(Z)	(Z)	(Z)	(Z)	9	9	(Z)	(Z)	12	1	6	OT-UK
72	16	21	12	25	13	14	6	21	14	6	9	20	16	1	35641
(Z)	(Z)	-	-	1	(Z)	-	-	(Z)	(Z)	-	-	1	1	-	RAIL
49	11	17	9	20	11	12	5	12	9	5	8	8	14	-	M.C.
49	11	17	9	20	11	12	5	12	9	5	8	8	14	-	ICC
(Z)	(Z)	(Z)	(Z)	-	-	-	-	(Z)	(Z)	(Z)	(Z)	-	-	-	N-ICC
21	5	4	3	4	1	2	1	8	5	1	1	(Z)	(Z)	-	P.T.
(Z)	(Z)	(Z)	(Z)	(Z)	(Z)	(Z)	(Z)	(Z)	(Z)	(Z)	(Z)	(Z)	(Z)	-	AIR
-	-	-	-	-	-	-	-	(Z)	(Z)	-	-	-	-	-	WATER
(Z)	(Z)	(Z)	(Z)	(Z)	(Z)	(Z)	(Z)	(Z)	(Z)	(Z)	(Z)	(Z)	(Z)	-	P.O.
(Z)	(Z)	(Z)	(Z)	-	-	(Z)	(Z)	(Z)	(Z)	(Z)	(Z)	(Z)	(Z)	1	OT-UK
80	40	28	17	54	30	24	15	71	59	18	23	34	47	16	35642
8	8	2	1	5	2	1	(Z)	3	2	1	1	14	25	-	RAIL
55	25	17	13	42	26	21	14	49	42	15	19	20	21	-	M.C.
55	25	17	13	42	26	21	14	49	42	15	19	20	21	-	ICC
(Z)	(Z)	(Z)	(Z)	-	-	(Z)	(Z)	(Z)	(Z)	(Z)	(Z)	(Z)	(Z)	-	N-ICC
16	7	8	2	6	2	1	(Z)	10	5	2	2	(Z)	(Z)	10	P.T.
(Z)	(Z)	(Z)	(Z)	(Z)	(Z)	(Z)	(Z)	(Z)	(Z)	(Z)	(Z)	(Z)	(Z)	-	AIR
-	-	-	-	-	-	-	-	-	-	-	-	-	-	-	PIPE
1	1	(Z)	(Z)	1	(Z)	(Z)	(Z)	1	1	(Z)	1	(Z)	1	-	P.O.
(Z)	(Z)	-	-	(Z)	(Z)	-	-	8	9	(Z)	(Z)	(Z)	(Z)	6	OT-UK
321	62	61	30	50	22	46	18	69	37	16	18	47	73	81	3566
-	-	(Z)	(Z)	6	3	-	-	4	3	-	-	17	32	-	RAIL
190	47	49	25	28	13	30	15	45	31	10	13	27	37	25	M.C.
188	47	49	25	28	13	30	15	45	31	10	13	27	37	25	ICC
2	(Z)	-	-	-	-	-	-	-	-	-	-	-	-	-	N-ICC
128	13	11	4	14	5	16	2	19	3	5	5	1	1	26	P.T.
1	1	(Z)	(Z)	(Z)	(Z)	(Z)	(Z)	(Z)	(Z)	(Z)	(Z)	(Z)	(Z)	1	AIR
-	-	-	-	(Z)	(Z)	-	-	-	-	-	-	-	-	-	WATER
2	1	(Z)	(Z)	2	1	(Z)	(Z)	(Z)	(Z)	(Z)	(Z)	(Z)	(Z)	1	P.O.
(Z)	(Z)	1	1	(Z)	(Z)	-	-	-	-	-	-	1	2	30	OT-UK
21	8	1	1	5	2	3	(Z)	6	5	1	1	9	5	4	35661
17	7	1	1	3	2	(Z)	(Z)	6	5	1	1	9	5	-	M.C.
17	7	1	1	3	2	(Z)	(Z)	6	5	1	1	8	5	-	ICC
(Z)	(Z)	-	-	-	-	-	-	-	-	-	-	-	-	-	N-ICC
4	(Z)	-	-	(Z)	(Z)	3	(Z)	(Z)	(Z)	-	-	(Z)	(Z)	-	P.T.
(Z)	(Z)	(Z)	(Z)	(Z)	(Z)	(Z)	(Z)	(Z)	(Z)	(Z)	(Z)	(Z)	(Z)	-	AIR
(Z)	(Z)	(Z)	(Z)	1	(Z)	(Z)	(Z)	(Z)	(Z)	(Z)	(Z)	(Z)	(Z)	-	P.O.
-	-	-	-	-	-	-	-	-	-	-	-	-	-	4	OT-UK
300	54	60	28	45	20	43	17	63	32	15	17	38	68	77	35669
-	-	(Z)	(Z)	6	3	-	-	4	3	-	-	17	32	-	RAIL
173	40	47	23	25	11	30	15	39	26	9	12	18	32	25	M.C.
171	40	47	23	25	11	30	15	39	26	9	12	18	32	25	ICC
2	(Z)	-	-	-	-	-	-	-	-	-	-	-	-	-	N-ICC
124	13	11	4	13	5	13	2	19	3	5	5	1	1	26	P.T.
1	1	(Z)	(Z)	(Z)	(Z)	(Z)	(Z)	(Z)	(Z)	(Z)	(Z)	(Z)	(Z)	1	AIR
-	-	-	-	(Z)	(Z)	-	-	-	-	-	-	-	-	-	WATER
2	1	(Z)	(Z)	1	1	(Z)	(Z)	(Z)	(Z)	(Z)	(Z)	(Z)	(Z)	1	P.O.
(Z)	(Z)	1	1	(Z)	(Z)	-	-	-	-	-	-	1	2	26	OT-UK
47	16	6	3	38	12	5	3	15	13	4	6	9	6	3	35671
1	(Z)	-	-	12	2	-	-	1	1	-	-	(Z)	(Z)	-	RAIL
35	15	6	3	25	8	5	3	14	12	4	6	6	5	(Z)	M.C.
35	15	6	3	23	7	5	3	14	12	4	6	3	4	(Z)	ICC
(Z)	(Z)	-	-	1	1	-	-	-	-	-	-	2	(Z)	-	N-ICC
10	(Z)	(Z)	(Z)	(Z)	(Z)	(Z)	(Z)	(Z)	(Z)	-	-	1	(Z)	2	P.T.
(Z)	(Z)	(Z)	(Z)	(Z)	(Z)	(Z)	(Z)	(Z)	(Z)	(Z)	(Z)	(Z)	(Z)	1	AIR
(Z)	(Z)	-	-	-	-	-	-	-	-	-	-	-	-	-	WATER
2	1	(Z)	(Z)	(Z)	(Z)	(Z)	(Z)	(Z)	(Z)	(Z)	(Z)	(Z)	(Z)	(Z)	P.O.
(Z)	(Z)	-	-	1	(Z)	-	-	-	-	-	-	2	(Z)	1	OT-UK
232	27	11	9	87	21	15	9	24	17	13	20	27	32	7	35691
8	2	-	-	1	1	4	3	-	-	1	2	1	2	-	RAIL
202	21	9	7	38	17	10	6	23	15	12	18	21	28	(Z)	M.C.

COPYRIGHT OF U.S. GOVERNMENT

TABLE 2. SHIPMENTS BY MANUFACTURING ESTABLISHMENTS--COMMODITIES AND MEANS OF TRANSPORT BY DESTINATION: 1977--CON.

TCC CODE	COMMODITY AND MEANS OF TRANSPORT	ALL SHIPMENTS						TONS (THOUSANDS) AND TON-MILES (MILLIONS) BY DIVISION OF DESTINATION				
		VALUE (MILLION DOLLARS) (A)	TONS (THOU- SANDS) (B)	TON- MILES (MIL- LIONS) (C)	STANDARD ERROR (PERCENT) FOR COLUMNS--			NEW ENGLAND TONS	NEW ENGLAND TON- MILES	MIDDLE ATLANTIC TONS	MIDDLE ATLANTIC TON- MILES	
					(A)	(B)	(C)					
35691	GENERAL MACHINERY AND EQUIPMENT, NEC *											
	MOTOR CARRIER, ICC	1 465	197	121	31	31	22	8	4	24	9	
	MOTOR CARRIER, NON-ICC	235	149	3	99	100	97	(Z)	(Z)	(Z)	(Z)	
	PRIVATE TRUCK	235	81	7	29	29	45	4	(Z)	5	(Z)	
	AIR	62	3	2	24	23	25	(Z)	(Z)	(Z)	(Z)	
	WATER	(Z)	(Z)	(Z)	98	97	99	-	-	-	-	
	PARCEL DELIVERY	148	7	3	19	22	17	(Z)	(Z)	1	(Z)	
	OTHER AND UNKNOWN	95	8	(Z)	42	43	45	(Z)	(Z)	(Z)	(Z)	
357	OFFICE, COMPUTING, AND ACCOUNTING MACHINES	16 633	511	434	10	8	11	56	30	107	88	
	RAIL	66	4	3	68	61	59	(Z)	(Z)	-	-	
	MOTOR CARRIER	10 043	347	321	10	9	12	27	20	67	51	
	MOTOR CARRIER, ICC	9 807	339	317	10	9	12	27	20	63	48	
	MOTOR CARRIER, NON-ICC	236	8	3	43	63	75	(Z)	(Z)	4	3	
	PRIVATE TRUCK	1 889	70	12	24	17	41	13	2	18	1	
	AIR	3 331	50	72	19	19	17	4	5	17	33	
	WATER	17	1	2	53	44	69	-	-	(Z)	(Z)	
	PARCEL DELIVERY	728	16	14	16	16	16	1	1	2	2	
	OTHER AND UNKNOWN	559	23	10	31	28	30	11	1	2	1	
35721	TYPEWRITERS AND PARTS *	1 019	52	38	29	34	37	(Z)	(Z)	14	4	
	RAIL	36	3	1	100	100	100	-	-	-	-	
	MOTOR CARRIER	853	42	35	32	34	38	(Z)	(Z)	9	4	
	MOTOR CARRIER, ICC	744	38	32	36	37	40	(Z)	(Z)	5	2	
	MOTOR CARRIER, NON-ICC	109	5	3	73	80	80	(Z)	(Z)	4	2	
	PRIVATE TRUCK	85	6	1	26	42	39	-	-	5	(Z)	
	AIR	16	(Z)	(Z)	46	40	46	(Z)	(Z)	(Z)	(Z)	
	PARCEL DELIVERY	13	(Z)	(Z)	66	40	38	(Z)	(Z)	(Z)	(Z)	
	OTHER AND UNKNOWN	17	(Z)	-	83	57	-	-	-	-	-	
35731	ELECTRONIC DATA PROCESSING MACHINES AND EQUIPMENT *	12 769	261	257	13	11	14	34	24	58	70	
	RAIL	9	1	1	48	69	64	-	-	-	-	
	MOTOR CARRIER	8 097	177	180	12	11	18	18	16	41	39	
	MOTOR CARRIER, ICC	7 984	175	180	12	11	18	18	16	41	38	
	MOTOR CARRIER, NON-ICC	114	2	(Z)	42	43	46	(Z)	(Z)	(Z)	(Z)	
	PRIVATE TRUCK	879	28	6	40	35	63	9	2	1	(Z)	
	AIR	3 034	43	62	20	20	18	3	5	15	30	
	WATER	11	1	2	72	55	86	-	-	(Z)	(Z)	
	PARCEL DELIVERY	352	4	4	20	14	20	(Z)	(Z)	1	1	
	OTHER AND UNKNOWN	385	7	2	41	48	28	4	1	1	(Z)	
35741	CALCULATING, ACCOUNTING MACH., INCL. CASH REGISTERS *	1 031	32	25	18	27	25	1	1	8	6	
	RAIL	7	(Z)	(Z)	95	96	97	-	-	-	-	
	MOTOR CARRIER	435	18	14	26	33	30	1	(Z)	5	3	
	MOTOR CARRIER, ICC	435	18	14	26	33	30	1	(Z)	5	3	
	PRIVATE TRUCK	146	5	1	24	19	38	(Z)	(Z)	(Z)	(Z)	
	AIR	186	3	5	26	31	36	(Z)	(Z)	2	2	
	WATER	1	(Z)	(Z)	100	100	100	-	-	(Z)	(Z)	
	PARCEL DELIVERY	229	5	5	28	37	26	(Z)	(Z)	1	1	
	OTHER AND UNKNOWN	28	(Z)	(Z)	-	-	72	-	-	(Z)	(Z)	
35761	SCALES AND BALANCES, EXC. LABORATORY *	343	51	34	10	8	13	2	1	10	2	
	RAIL	(Z)	(Z)	(Z)	100	100	100	-	-	-	-	
	MOTOR CARRIER	238	31	28	15	13	15	1	1	3	2	
	MOTOR CARRIER, ICC	238	31	28	15	13	15	1	1	3	2	
	PRIVATE TRUCK	48	17	4	12	12	30	(Z)	(Z)	6	(Z)	
	AIR	22	1	1	28	26	56	(Z)	(Z)	(Z)	(Z)	
	WATER	33	2	1	49	33	35	(Z)	(Z)	(Z)	(Z)	
	PARCEL DELIVERY	33	2	1	49	33	35	(Z)	(Z)	(Z)	(Z)	
	OTHER AND UNKNOWN	1	(Z)	1	23	24	37	(Z)	(Z)	(Z)	(Z)	
3579	MISCELLANEOUS OFFICE MACHINES	1 620	112	82	11	16	18	12	4	18	6	
	RAIL	11	1	(Z)	10	42	97	(Z)	(Z)	-	-	
	MOTOR CARRIER	599	83	68	15	18	21	4	3	9	4	
	MOTOR CARRIER, ICC	590	82	68	14	18	21	8	3	9	4	
	MOTOR CARRIER, NON-ICC	9	1	(Z)	66	85	68	-	-	(Z)	(Z)	
	PRIVATE TRUCK	745	15	1	19	22	23	3	(Z)	7	(Z)	
	AIR	85	3	4	30	33	33	(Z)	(Z)	(Z)	(Z)	
	WATER	6	(Z)	(Z)	100	100	100	-	-	(Z)	(Z)	
	PARCEL DELIVERY	73	3	2	40	27	38	(Z)	(Z)	1	(Z)	
	OTHER AND UNKNOWN	100	7	6	33	46	49	(Z)	(Z)	1	1	
35791	ADDRESSING, DUPLICATING, AND DICTATING MACHINES	404	24	14	38	19	15	6	1	3	1	
	MOTOR CARRIER	163	14	8	15	17	21	4	1	2	1	
	MOTOR CARRIER, ICC	162	14	8	15	17	21	4	1	2	1	
	MOTOR CARRIER, NON-ICC	(Z)	(Z)	(Z)	100	100	100	-	-	(Z)	(Z)	
	PRIVATE TRUCK	197	6	1	70	50	32	2	(Z)	1	(Z)	
	AIR	17	1	2	59	60	61	(Z)	(Z)	(Z)	(Z)	
	WATER	6	(Z)	(Z)	51	54	79	(Z)	(Z)	(Z)	(Z)	
	PARCEL DELIVERY	6	(Z)	(Z)	51	54	79	(Z)	(Z)	(Z)	(Z)	
	OTHER AND UNKNOWN	22	2	3	64	59	57	-	-	-	-	
35799	OFFICE MACHINES, NEC	1 217	88	69	10	19	23	6	3	16	5	
	RAIL	11	1	(Z)	10	42	97	(Z)	(Z)	-	-	
	MOTOR CARRIER	436	68	60	19	23	26	4	3	7	3	
	MOTOR CARRIER, ICC	427	68	60	18	23	26	4	3	7	3	
	MOTOR CARRIER, NON-ICC	9	1	(Z)	69	95	81	-	-	-	-	
	PRIVATE TRUCK	548	9	(Z)	1	3	20	2	(Z)	6	(Z)	
	AIR	69	2	2	33	27	37	(Z)	(Z)	(Z)	(Z)	
	WATER	6	(Z)	(Z)	100	100	100	-	-	(Z)	(Z)	
	PARCEL DELIVERY	68	3	2	44	29	41	(Z)	(Z)	(Z)	(Z)	
	OTHER AND UNKNOWN	78	5	4	36	46	68	(Z)	(Z)	1	1	
358	REFRIGERATION AND SERVICE INDUSTRY MACHINES	11 327	2 915	1 444	28	7	7	68	47	303	167	
	RAIL	1 838	454	276	6	6	10	9	6	51	27	
	MOTOR CARRIER	6 560	1 807	967	8	10	9	52	38	208	122	
	MOTOR CARRIER, ICC	6 334	1 722	957	7	9	9	52	38	208	122	
	MOTOR CARRIER, NON-ICC	226	85	10	76	82	45	(Z)	(Z)	-	-	
	PRIVATE TRUCK	1 581	478	160	18	19	16	4	1	38	16	



TONS (THOUSANDS) AND TON-MILES (MILLIONS) BY DIVISION OF DESTINATION--CON.

EAST NORTH CENTRAL		WEST NORTH CENTRAL		SOUTH ATLANTIC		EAST SOUTH CENTRAL		WEST SOUTH CENTRAL		MOUNTAIN		PACIFIC		DESTINATION UNKNOWN	TCC CODE AND MOT
TONS	TON-MILES	TONS	TON-MILES	TONS	TON-MILES	TONS	TON-MILES	TONS	TON-MILES	TONS	TON-MILES	TONS	TON-MILES	TONS	
54	18	9	7	38	17	10	5	23	15	12	18	20	28	(Z)	35691
148	3	-	-	-	-	(Z)	(Z)	(Z)	(Z)	(Z)	(Z)	(Z)	(Z)	(Z)	ICC
17	3	1	1	47	2	1	(Z)	(Z)	(Z)	(Z)	(Z)	4	(Z)	(Z)	N-ICC
(Z)	(Z)	(Z)	(Z)	(Z)	(Z)	(Z)	(Z)	1	1	(Z)	(Z)	(Z)	1	(Z)	P.T.
5	1	(Z)	(Z)	(Z)	(Z)	(Z)	(Z)	(Z)	(Z)	(Z)	(Z)	(Z)	(Z)	(Z)	AIR
(Z)	(Z)	(Z)	(Z)	(Z)	(Z)	(Z)	(Z)	(Z)	(Z)	(Z)	(Z)	(Z)	(Z)	(Z)	WATER
83	48	30	21	60	42	16	11	50	48	20	23	81	123	8	P.O.
(Z)	(Z)	3	2	(Z)	(Z)	-	-	-	-	1	1	(Z)	(Z)	(Z)	OT-UK
60	39	21	16	49	32	12	8	40	40	15	18	55	97	(Z)	357
60	39	21	16	49	32	12	8	40	40	14	18	52	97	(Z)	RAIL
(Z)	(Z)	(Z)	(Z)	(Z)	(Z)	(Z)	(Z)	(Z)	(Z)	(Z)	(Z)	2	(Z)	(Z)	M.C.
15	3	1	1	3	1	2	1	3	1	2	1	7	2	(Z)	ICC
4	4	2	2	4	5	1	1	3	3	2	2	13	16	(Z)	N-ICC
-	-	-	-	(Z)	(Z)	-	-	-	-	-	-	-	1	(Z)	P.T.
3	2	2	1	1	2	1	1	2	2	(Z)	(Z)	2	3	(Z)	AIR
(Z)	(Z)	1	(Z)	2	2	(Z)	(Z)	1	1	(Z)	(Z)	3	3	(Z)	WATER
5	2	3	2	8	4	1	(Z)	10	4	2	3	9	17	(Z)	P.O.
-	-	3	1	-	-	-	-	-	-	-	-	-	-	(Z)	OT-UK
3	2	1	(Z)	7	4	1	(Z)	10	4	2	3	9	17	(Z)	35721
3	2	1	(Z)	7	4	1	(Z)	10	4	2	3	9	17	(Z)	RAIL
(Z)	(Z)	(Z)	(Z)	(Z)	(Z)	(Z)	(Z)	(Z)	(Z)	(Z)	(Z)	(Z)	(Z)	(Z)	M.C.
1	(Z)	-	-	(Z)	(Z)	(Z)	(Z)	(Z)	(Z)	(Z)	(Z)	(Z)	(Z)	(Z)	ICC
(Z)	(Z)	(Z)	(Z)	(Z)	(Z)	(Z)	(Z)	(Z)	(Z)	(Z)	(Z)	(Z)	(Z)	(Z)	N-ICC
(Z)	(Z)	(Z)	(Z)	(Z)	(Z)	(Z)	(Z)	(Z)	(Z)	(Z)	(Z)	(Z)	(Z)	(Z)	P.T.
-	-	(Z)	-	-	-	-	-	-	-	-	-	-	-	(Z)	AIR
-	-	(Z)	-	-	-	-	-	-	-	-	-	-	-	(Z)	WATER
-	-	(Z)	-	-	-	-	-	-	-	-	-	-	-	(Z)	P.O.
-	-	(Z)	-	-	-	-	-	-	-	-	-	-	-	(Z)	OT-UK
45	30	14	11	21	21	5	5	21	24	10	11	49	61	3	35731
-	-	(Z)	(Z)	-	-	-	-	-	-	(Z)	(Z)	(Z)	(Z)	(Z)	RAIL
37	26	11	9	17	16	3	3	15	20	8	9	27	43	(Z)	M.C.
37	26	11	9	17	16	3	3	15	20	8	9	25	43	(Z)	ICC
-	-	-	-	(Z)	(Z)	(Z)	(Z)	(Z)	(Z)	-	-	2	(Z)	(Z)	N-ICC
6	1	(Z)	(Z)	(Z)	(Z)	(Z)	(Z)	(Z)	(Z)	(Z)	(Z)	6	2	(Z)	P.T.
2	2	1	2	3	4	1	1	3	3	2	2	12	13	(Z)	AIR
-	-	-	-	(Z)	(Z)	-	-	-	-	-	-	1	2	(Z)	WATER
(Z)	(Z)	1	(Z)	(Z)	(Z)	1	(Z)	(Z)	1	(Z)	(Z)	1	1	(Z)	P.O.
(Z)	(Z)	(Z)	(Z)	(Z)	(Z)	(Z)	(Z)	(Z)	(Z)	(Z)	(Z)	2	(Z)	(Z)	OT-UK
8	5	2	2	4	4	1	1	2	2	1	1	4	3	2	35741
(Z)	(Z)	(Z)	(Z)	-	-	-	-	-	-	-	-	-	-	(Z)	RAIL
4	3	1	1	3	3	(Z)	(Z)	1	1	1	1	2	2	(Z)	M.C.
4	3	1	1	3	3	(Z)	(Z)	1	1	1	1	2	2	(Z)	ICC
2	(Z)	-	-	1	(Z)	-	-	-	-	(Z)	(Z)	(Z)	(Z)	(Z)	P.T.
1	1	(Z)	(Z)	(Z)	(Z)	(Z)	(Z)	(Z)	(Z)	(Z)	(Z)	(Z)	1	(Z)	AIR
-	-	-	-	-	-	-	-	-	-	-	-	-	-	(Z)	WATER
1	(Z)	1	(Z)	(Z)	(Z)	1	(Z)	(Z)	1	(Z)	(Z)	1	1	(Z)	P.O.
(Z)	(Z)	(Z)	-	-	-	-	-	-	-	-	-	(Z)	(Z)	(Z)	OT-UK
12	6	4	2	4	2	3	1	9	9	3	3	4	8	(Z)	35761
-	-	-	-	(Z)	(Z)	-	-	-	-	-	-	-	-	(Z)	RAIL
7	5	3	2	2	1	1	1	8	8	2	2	4	7	(Z)	M.C.
7	5	3	2	2	1	1	1	8	8	2	2	4	7	(Z)	ICC
5	1	1	1	1	(Z)	2	(Z)	1	(Z)	1	1	(Z)	(Z)	(Z)	P.T.
(Z)	(Z)	(Z)	(Z)	(Z)	(Z)	(Z)	(Z)	(Z)	(Z)	(Z)	(Z)	(Z)	(Z)	(Z)	AIR
1	(Z)	(Z)	(Z)	(Z)	(Z)	(Z)	(Z)	(Z)	(Z)	(Z)	(Z)	(Z)	(Z)	(Z)	P.O.
(Z)	(Z)	(Z)	(Z)	(Z)	(Z)	(Z)	(Z)	(Z)	(Z)	(Z)	(Z)	(Z)	(Z)	(Z)	OT-UK
14	6	7	4	23	10	6	3	9	10	3	5	16	34	3	3579
-	-	-	-	-	-	-	-	-	-	(Z)	(Z)	(Z)	(Z)	(Z)	RAIL
11	5	6	4	20	7	6	3	7	9	3	4	13	29	(Z)	M.C.
11	5	6	4	20	7	6	3	7	9	3	4	13	29	(Z)	ICC
(Z)	(Z)	-	-	-	-	-	-	-	-	-	-	-	-	(Z)	N-ICC
1	(Z)	(Z)	(Z)	1	(Z)	(Z)	(Z)	(Z)	(Z)	(Z)	(Z)	(Z)	(Z)	(Z)	P.T.
1	(Z)	1	(Z)	1	(Z)	1	(Z)	(Z)	(Z)	(Z)	(Z)	1	2	(Z)	AIR
-	-	-	-	-	-	-	-	-	-	-	-	-	-	(Z)	WATER
1	(Z)	(Z)	(Z)	(Z)	(Z)	(Z)	(Z)	(Z)	(Z)	(Z)	(Z)	(Z)	(Z)	(Z)	P.O.
(Z)	(Z)	(Z)	(Z)	1	2	(Z)	(Z)	1	1	(Z)	(Z)	1	2	(Z)	OT-UK
2	1	2	1	4	4	2	1	2	2	(Z)	(Z)	1	3	2	35791
2	1	2	1	2	2	2	1	2	2	(Z)	(Z)	(Z)	1	(Z)	M.C.
-	-	-	-	-	-	-	-	-	-	-	-	-	-	(Z)	ICC
(Z)	(Z)	-	-	1	(Z)	(Z)	(Z)	(Z)	(Z)	-	-	(Z)	(Z)	(Z)	N-ICC
(Z)	(Z)	-	-	1	(Z)	(Z)	(Z)	(Z)	(Z)	(Z)	(Z)	(Z)	(Z)	(Z)	P.T.
(Z)	(Z)	(Z)	(Z)	1	(Z)	(Z)	(Z)	(Z)	(Z)	(Z)	(Z)	(Z)	(Z)	(Z)	AIR
(Z)	(Z)	(Z)	(Z)	1	(Z)	(Z)	(Z)	(Z)	(Z)	(Z)	(Z)	(Z)	(Z)	(Z)	P.O.
(Z)	(Z)	(Z)	(Z)	1	1	-	-	(Z)	(Z)	(Z)	(Z)	(Z)	(Z)	(Z)	OT-UK
12	6	5	4	19	6	5	3	6	7	3	4	14	31	1	35799
-	-	-	-	-	-	-	-	-	-	(Z)	(Z)	(Z)	(Z)	(Z)	RAIL
9	5	4	3	18	6	4	2	5	7	3	4	13	28	(Z)	M.C.
9	5	4	3	18	6	4	2	5	7	3	4	12	28	(Z)	ICC
(Z)	(Z)	-	-	-	-	-	-	-	-	-	-	1	(Z)	(Z)	N-ICC
1	(Z)	(Z)	(Z)	(Z)	(Z)	-	-	(Z)	(Z)	(Z)	(Z)	(Z)	(Z)	(Z)	P.T.
1	(Z)	1	(Z)	(Z)	(Z)	(Z)	(Z)	(Z)	(Z)	(Z)	(Z)	(Z)	(Z)	(Z)	AIR
-	-	-	-	-	-	-	-	-	-	-	-	-	-	(Z)	WATER
1	(Z)	(Z)	(Z)	(Z)	(Z)	(Z)	(Z)	(Z)	(Z)	(Z)	(Z)	(Z)	(Z)	(Z)	P.O.
(Z)	(Z)	(Z)	(Z)	1	2	(Z)	(Z)	1	1	(Z)	(Z)	1	2	(Z)	OT-UK
782	221	281	155	383	236	328	93	257	150	99	97	232	278	181	358
116	25	89	44	87	53	23	6	28	23	3	3	48	90	(Z)	RAIL
444	128	149	85	252	155	271	77	184	107	77	83	169	172	(Z)	M.C.
375	122	149	85	252	155	270	77	183	106	76	82	156	170	(Z)	ICC
69	6	(Z)	(Z)	1	1	(Z)	(Z)	1	1	1	1	13	1	(Z)	N-ICC
211	64	41	24	34	20	32	9	38	15	14	5	9	5	(Z)	P.T.

TABLE 2. SHIPMENTS BY MANUFACTURING ESTABLISHMENTS--COMMODITIES AND MEANS OF TRANSPORT BY DESTINATION: 1977--CON.

TCC CODE	COMMODITY AND MEANS OF TRANSPORT	ALL SHIPMENTS						TONS (THOUSANDS) AND TON-MILES (MILLIONS) BY DIVISION OF DESTINATION					
		VALUE (MILLION DOLLARS) (A)	TONS (THOU- SANOS) (B)	TON- MILES (MIL- LIONS) (C)	STANDARD ERROR (PERCENT) FOR COLUMNS--			NEW ENGLAND		MIDDLE ATLANTIC			
					(A)	(B)	(C)	TONS	TON- MILES	TONS	TON- MILES		
358	REFRIGERATION AND SERVICE INDUSTRY MACHINES. . . . .												
	AIR. . . . .	73	8	5	39	46	26	(Z)	(Z)	1	1		
	WATER. . . . .	13	2	3	62	56	70	(Z)	(Z)	-	-		
	PARCEL DELIVERY. . . . .	161	11	8	45	37	40	(Z)	(Z)	1	1		
	OTHER AND UNKNOWN. . . . .	1 100	155	24	85	8	20	3	2	4	1		
35811	AUTOMATIC MERCHANTISING MACHINES (COIN-OPERATED) * . . . .	361	89	64	13	15	19	1	1	12	7		
	RAIL. . . . .	4	1	1	100	100	100	-	-	-	-		
	MOTOR CARRIER. . . . .	313	80	61	13	15	17	1	1	12	6		
	MOTOR CARRIER, ICC. . . . .	313	80	61	13	15	17	1	1	12	6		
	MOTOR CARRIER, NON-ICC. . . . .	(Z)	(Z)	(Z)	100	100	100	-	-	-	-		
	PRIVATE TRUCK. . . . .	24	7	(Z)	40	46	81	(Z)	(Z)	(Z)	(Z)		
	AIR. . . . .	11	1	1	48	64	65	-	-	(Z)	(Z)		
	PARCEL DELIVERY. . . . .	9	1	1	20	19	19	(Z)	(Z)	(Z)	(Z)		
	OTHER AND UNKNOWN. . . . .	(Z)	(Z)	(Z)	100	100	100	-	-	-	-		
3582	COMMERCIAL LAUNDRY, DRY CLEANING, PRESSING MACHINES. . . . .	211	39	24	19	23	25	1	1	6	2		
	RAIL. . . . .	3	1	1	90	92	94	-	-	(Z)	(Z)		
	MOTOR CARRIER. . . . .	152	31	20	22	23	26	1	1	5	2		
	MOTOR CARRIER, ICC. . . . .	152	31	20	22	23	26	1	1	5	2		
	PRIVATE TRUCK. . . . .	15	3	1	52	53	76	-	-	(Z)	(Z)		
	AIR. . . . .	8	1	1	42	50	62	-	-	(Z)	(Z)		
	WATER. . . . .	(Z)	(Z)	(Z)	-	-	-	-	-	-	-		
	PARCEL DELIVERY. . . . .	12	1	1	30	29	47	(Z)	(Z)	(Z)	(Z)		
	OTHER AND UNKNOWN. . . . .	19	2	1	40	50	66	-	-	(Z)	(Z)		
35821	COMMERCIAL LAUNDRY EQUIPMENT. . . . .	185	34	22	20	25	26	1	1	4	2		
	RAIL. . . . .	3	1	1	90	92	94	-	-	(Z)	(Z)		
	MOTOR CARRIER. . . . .	133	27	18	23	25	27	1	1	4	2		
	MOTOR CARRIER, ICC. . . . .	133	27	18	23	25	27	1	1	4	2		
	PRIVATE TRUCK. . . . .	13	3	(Z)	58	59	77	-	-	(Z)	(Z)		
	AIR. . . . .	8	1	1	42	50	62	-	-	(Z)	(Z)		
	WATER. . . . .	(Z)	(Z)	(Z)	-	-	-	-	-	-	-		
	PARCEL DELIVERY. . . . .	12	1	1	30	29	47	(Z)	(Z)	(Z)	(Z)		
	OTHER AND UNKNOWN. . . . .	14	1	1	69	71	66	-	-	(Z)	(Z)		
35822	COMMERCIAL DRY CLEANING EQUIPMENT. . . . .	26	5	2	38	48	48	(Z)	(Z)	2	(Z)		
	MOTOR CARRIER. . . . .	20	5	2	47	52	48	(Z)	(Z)	2	(Z)		
	MOTOR CARRIER, ICC. . . . .	20	5	2	47	52	48	(Z)	(Z)	2	(Z)		
	PRIVATE TRUCK. . . . .	2	1	(Z)	55	50	77	-	-	(Z)	(Z)		
	AIR. . . . .	(Z)	(Z)	(Z)	100	100	100	-	-	-	-		
	WATER. . . . .	(Z)	(Z)	(Z)	100	100	100	-	-	-	-		
	PARCEL DELIVERY. . . . .	(Z)	(Z)	(Z)	100	100	100	(Z)	(Z)	(Z)	(Z)		
	OTHER AND UNKNOWN. . . . .	4	(Z)	-	-	-	-	-	-	-	-		
3585	REFRIGERATION MACHINERY AND COMPLETE AIR COND. UNITS. . . . .	8 883	2 388	1 119	35	8	8	58	39	239	120		
	RAIL. . . . .	1 799	441	266	6	6	11	9	6	51	26		
	MOTOR CARRIER. . . . .	5 045	1 445	710	10	13	11	46	32	159	83		
	MOTOR CARRIER, ICC. . . . .	4 843	1 375	705	9	11	11	46	32	159	83		
	MOTOR CARRIER, NON-ICC. . . . .	172	69	4	92	96	55	-	-	-	-		
	PRIVATE TRUCK. . . . .	1 161	375	129	20	23	14	2	1	27	10		
	AIR. . . . .	21	3	3	44	29	28	(Z)	(Z)	(Z)	(Z)		
	WATER. . . . .	1	(Z)	(Z)	100	100	100	(Z)	(Z)	-	-		
	PARCEL DELIVERY. . . . .	38	3	3	27	33	31	(Z)	(Z)	(Z)	(Z)		
	OTHER AND UNKNOWN. . . . .	849	120	9	90	9	41	-	-	2	(Z)		
35851	HEAT TRANSFER EQUIPMENT. . . . .	1 739	556	214	14	15	18	19	13	29	15		
	RAIL. . . . .	632	172	93	9	7	13	2	1	13	4		
	MOTOR CARRIER. . . . .	569	182	111	31	31	36	17	12	13	10		
	MOTOR CARRIER, ICC. . . . .	566	182	111	31	31	36	17	12	13	10		
	MOTOR CARRIER, NON-ICC. . . . .	3	(Z)	(Z)	92	95	66	-	-	-	-		
	PRIVATE TRUCK. . . . .	226	92	10	58	54	28	-	-	3	(Z)		
	AIR. . . . .	2	1	1	51	53	55	-	-	-	-		
	WATER. . . . .	(Z)	(Z)	(Z)	100	100	100	(Z)	(Z)	-	-		
	PARCEL DELIVERY. . . . .	2	(Z)	(Z)	57	47	47	(Z)	(Z)	(Z)	(Z)		
	OTHER AND UNKNOWN. . . . .	307	108	(Z)	10	10	100	-	-	-	-		
35853	COMMERCIAL REFRIGERATION EQUIPMENT. . . . .	1 137	324	210	27	31	28	6	3	53	23		
	RAIL. . . . .	115	28	25	35	32	41	-	-	9	8		
	MOTOR CARRIER. . . . .	696	198	132	28	36	33	4	2	24	10		
	MOTOR CARRIER, ICC. . . . .	694	198	131	28	36	33	4	2	24	10		
	MOTOR CARRIER, NON-ICC. . . . .	2	(Z)	1	71	74	77	-	-	-	-		
	PRIVATE TRUCK. . . . .	291	92	49	36	33	36	2	1	19	5		
	AIR. . . . .	7	1	1	26	48	45	(Z)	(Z)	(Z)	(Z)		
	WATER. . . . .	1	(Z)	(Z)	100	100	100	-	-	-	-		
	PARCEL DELIVERY. . . . .	15	2	2	35	51	42	(Z)	(Z)	(Z)	(Z)		
	OTHER AND UNKNOWN. . . . .	12	3	(Z)	17	20	98	-	-	1	(Z)		
35854	COMPRESSORS, ALL REFRIGERANTS. . . . .	1 502	444	185	9	9	11	15	13	57	24		
	RAIL. . . . .	404	100	45	18	18	21	6	4	20	10		
	MOTOR CARRIER. . . . .	828	255	111	17	17	19	8	9	37	14		
	MOTOR CARRIER, ICC. . . . .	828	255	111	17	17	19	8	9	37	14		
	MOTOR CARRIER, NON-ICC. . . . .	(Z)	(Z)	(Z)	100	100	100	-	-	-	-		
	PRIVATE TRUCK. . . . .	264	87	28	16	17	26	-	-	1	(Z)		
	AIR. . . . .	1	(Z)	(Z)	42	50	64	-	-	(Z)	(Z)		
	WATER. . . . .	(Z)	(Z)	(Z)	52	48	51	-	-	(Z)	(Z)		
	PARCEL DELIVERY. . . . .	1	(Z)	(Z)	16	11	71	-	-	-	-		
	OTHER AND UNKNOWN. . . . .	4	(Z)	(Z)	-	-	-	-	-	-	-		
35855	CONDENSING UNITS, ALL REFRIGERANTS. . . . .	361	99	47	24	23	33	5	1	17	7		
	RAIL. . . . .	14	3	2	49	44	42	-	-	(Z)	(Z)		
	MOTOR CARRIER. . . . .	229	73	36	30	29	36	4	1	16	6		
	MOTOR CARRIER, ICC. . . . .	229	73	36	30	29	36	4	1	16	6		
	PRIVATE TRUCK. . . . .	93	21	8	27	27	50	(Z)	(Z)	1	(Z)		
	AIR. . . . .	8	(Z)	(Z)	99	100	98	-	-	-	-		
	WATER. . . . .	(Z)	(Z)	(Z)	72	77	91	(Z)	(Z)	(Z)	(Z)		
	PARCEL DELIVERY. . . . .	3	(Z)	(Z)	66	69	97	-	-	(Z)	(Z)		
	OTHER AND UNKNOWN. . . . .	15	3	(Z)	-	-	-	-	-	-	-		
35856	ICE MAKING MACHINERY AND EQUIPMENT. . . . .	27	10	4	43	45	59	(Z)	(Z)	-	-		

TONS (THOUSANDS) AND TON-MILES (MILLIONS) BY DIVISION OF DESTINATION--CON.

EAST NORTH CENTRAL		WEST NORTH CENTRAL		SOUTH ATLANTIC		EAST SOUTH CENTRAL		WEST SOUTH CENTRAL		MOUNTAIN		PACIFIC		DESTINATION UNKNOWN	TCC CODE AND MOT
TONS	TON-MILES	TONS	TON-MILES	TONS	TON-MILES	TONS	TON-MILES	TONS	TON-MILES	TONS	TON-MILES	TONS	TON-MILES	TONS	
3	2	(Z)	(Z)	2	1	(Z)	(Z)	1	1	(Z)	(Z)	1	1		358
(Z)	(Z)	-	-	1	(Z)	-	-	(Z)	(Z)	-	-	1	3	-	AIR
2	1	1	1	2	2	1	1	1	1	1	2	1	1	-	WATER
5	1	1	1	6	5	1	1	4	2	3	4	3	7	125	P.O. OT-UK
8	3	19	10	27	20	7	5	6	5	1	2	5	12	2	35811
-	-	-	-	1	1	-	-	-	-	-	-	-	-	-	RAIL
7	3	15	10	25	18	7	5	6	5	1	1	5	11	-	M.C.
7	3	15	10	25	18	7	5	6	5	1	1	5	11	-	ICC
-	-	(Z)	(Z)	-	-	-	-	-	-	-	-	-	-	-	N-ICC
1	(Z)	4	(Z)	(Z)	(Z)	(Z)	(Z)	(Z)	(Z)	-	-	(Z)	(Z)	2	P.T.
(Z)	(Z)	-	-	(Z)	(Z)	(Z)	(Z)	(Z)	(Z)	-	-	(Z)	(Z)	-	AIR
-	-	(Z)	(Z)	-	-	-	-	-	-	(Z)	(Z)	(Z)	(Z)	-	P.O.
-	-	-	-	-	-	-	-	-	-	-	(Z)	(Z)	(Z)	-	OT-UK
7	3	3	2	11	7	2	1	5	3	2	3	2	3	(Z)	3582
-	-	-	-	1	1	-	-	-	-	-	-	-	-	-	RAIL
6	2	2	2	7	6	1	1	5	2	1	2	2	3	-	M.C.
6	2	2	2	7	6	1	1	5	2	1	2	2	3	-	ICC
1	(Z)	1	(Z)	1	(Z)	-	-	(Z)	(Z)	-	-	(Z)	(Z)	-	P.T.
(Z)	(Z)	(Z)	(Z)	(Z)	(Z)	(Z)	(Z)	(Z)	(Z)	(Z)	(Z)	(Z)	(Z)	-	AIR
(Z)	(Z)	-	-	-	-	-	-	-	-	-	-	(Z)	(Z)	-	WATER
-	-	-	-	1	1	-	-	-	-	(Z)	(Z)	(Z)	(Z)	-	P.O.
-	-	-	-	1	1	-	-	-	-	-	-	(Z)	(Z)	(Z)	OT-UK
7	3	3	2	9	7	1	1	5	2	2	2	2	3	-	35821
-	-	-	-	1	1	-	-	-	-	-	-	-	-	-	RAIL
6	2	2	1	6	5	1	1	4	2	1	2	2	2	-	M.C.
6	2	2	1	6	5	1	1	4	2	1	2	2	2	-	ICC
1	(Z)	1	(Z)	(Z)	(Z)	-	-	(Z)	(Z)	-	-	(Z)	(Z)	-	P.T.
(Z)	(Z)	(Z)	(Z)	(Z)	(Z)	(Z)	(Z)	(Z)	(Z)	(Z)	(Z)	(Z)	(Z)	-	AIR
(Z)	(Z)	-	-	-	-	-	-	-	-	-	-	(Z)	(Z)	-	WATER
-	-	-	-	1	1	-	-	-	-	(Z)	(Z)	(Z)	(Z)	-	P.O.
-	-	-	-	1	1	-	-	-	-	-	-	(Z)	(Z)	-	OT-UK
(Z)	(Z)	(Z)	(Z)	1	1	(Z)	(Z)	1	(Z)	(Z)	(Z)	(Z)	(Z)	(Z)	35822
(Z)	(Z)	(Z)	(Z)	1	1	(Z)	(Z)	1	(Z)	(Z)	(Z)	(Z)	(Z)	-	M.C.
(Z)	(Z)	(Z)	(Z)	1	1	(Z)	(Z)	1	(Z)	(Z)	(Z)	(Z)	(Z)	-	ICC
(Z)	(Z)	(Z)	(Z)	(Z)	(Z)	-	-	(Z)	(Z)	-	-	-	-	-	P.T.
(Z)	(Z)	-	-	(Z)	(Z)	-	-	-	-	-	-	-	-	-	AIR
-	-	(Z)	(Z)	(Z)	(Z)	-	-	-	-	(Z)	(Z)	(Z)	(Z)	-	P.O.
-	-	-	-	-	-	-	-	-	-	-	-	-	-	(Z)	OT-UK
687	176	214	109	275	175	315	81	207	119	78	76	178	225	138	3585
114	25	88	44	81	49	23	6	27	22	3	3	46	86	-	RAIL
387	96	95	46	162	106	260	66	150	83	64	68	122	129	(Z)	M.C.
320	94	95	46	162	106	260	66	148	82	64	67	121	129	(Z)	ICC
67	2	-	-	(Z)	(Z)	(Z)	(Z)	1	1	1	(Z)	(Z)	1	-	N-ICC
184	54	31	19	28	17	31	8	28	12	10	3	8	3	27	P.T.
(Z)	(Z)	(Z)	(Z)	1	1	(Z)	(Z)	1	1	(Z)	(Z)	(Z)	1	-	AIR
(Z)	(Z)	-	-	-	-	-	-	-	-	-	-	(Z)	(Z)	-	WATER
(Z)	(Z)	(Z)	(Z)	1	(Z)	(Z)	(Z)	(Z)	(Z)	(Z)	(Z)	(Z)	1	-	P.O.
1	(Z)	-	-	1	1	(Z)	(Z)	2	1	1	1	2	5	111	OT-UK
177	37	45	23	41	24	29	13	45	25	6	7	29	57	135	35851
80	20	29	16	21	10	3	(Z)	9	11	-	-	15	30	-	RAIL
53	12	16	7	16	12	22	12	25	11	6	7	14	26	-	M.C.
53	12	16	7	16	12	22	12	25	11	6	7	14	26	-	ICC
-	-	-	-	(Z)	(Z)	-	-	(Z)	(Z)	(Z)	(Z)	-	-	-	N-ICC
44	5	(Z)	(Z)	4	2	4	1	11	2	-	-	-	-	27	P.T.
(Z)	(Z)	(Z)	(Z)	(Z)	(Z)	-	-	(Z)	(Z)	-	-	(Z)	(Z)	-	AIR
(Z)	(Z)	-	-	-	-	-	-	-	-	-	-	-	-	-	WATER
(Z)	(Z)	(Z)	(Z)	(Z)	(Z)	(Z)	(Z)	(Z)	(Z)	(Z)	(Z)	(Z)	(Z)	-	P.O.
-	-	-	-	-	-	-	-	-	-	(Z)	(Z)	(Z)	(Z)	-	OT-UK
85	39	32	25	32	18	15	10	18	17	17	16	66	58	(Z)	35853
-	-	3	1	6	4	-	-	3	2	1	2	6	9	-	RAIL
39	14	13	10	18	9	14	10	14	14	16	14	57	48	-	M.C.
39	14	13	10	18	9	14	10	14	14	16	14	57	47	-	ICC
-	-	-	-	-	-	-	-	-	-	(Z)	(Z)	(Z)	1	-	N-ICC
45	25	16	14	7	4	(Z)	(Z)	(Z)	(Z)	-	-	2	(Z)	-	P.T.
(Z)	(Z)	(Z)	(Z)	(Z)	(Z)	-	-	1	(Z)	(Z)	(Z)	(Z)	(Z)	-	AIR
-	-	-	-	-	-	-	-	-	-	-	-	(Z)	(Z)	-	WATER
(Z)	(Z)	(Z)	(Z)	(Z)	(Z)	(Z)	(Z)	(Z)	(Z)	(Z)	(Z)	(Z)	(Z)	-	P.O.
1	(Z)	-	-	-	-	-	-	(Z)	(Z)	-	-	-	-	(Z)	OT-UK
206	44	68	31	23	11	36	20	20	18	14	18	4	6	(Z)	35854
10	2	39	17	15	6	5	1	6	5	-	-	-	-	-	RAIL
137	31	22	10	8	5	23	15	8	7	9	15	4	6	-	M.C.
137	31	22	10	8	5	23	15	8	7	9	15	4	6	-	ICC
-	-	-	-	-	-	(Z)	(Z)	-	-	-	-	-	-	-	N-ICC
58	11	8	4	(Z)	(Z)	8	4	6	6	5	3	-	-	-	P.T.
(Z)	(Z)	-	-	-	-	(Z)	(Z)	(Z)	(Z)	-	-	(Z)	(Z)	-	AIR
(Z)	(Z)	(Z)	(Z)	(Z)	(Z)	(Z)	(Z)	(Z)	(Z)	(Z)	(Z)	(Z)	(Z)	-	P.O.
-	-	-	-	-	-	-	-	-	-	-	-	(Z)	(Z)	(Z)	OT-UK
24	10	4	2	16	7	2	1	15	4	6	7	8	7	2	35855
-	-	-	-	(Z)	(Z)	-	-	2	1	-	-	(Z)	(Z)	-	RAIL
9	3	2	1	14	7	2	1	14	3	6	7	7	7	-	M.C.
9	3	2	1	14	7	2	1	14	3	6	7	7	7	-	ICC
15	7	2	1	2	(Z)	-	-	(Z)	(Z)	-	-	1	(Z)	-	P.T.
(Z)	(Z)	-	-	-	-	-	-	-	-	-	-	(Z)	(Z)	-	AIR
(Z)	(Z)	-	-	-	-	(Z)	(Z)	-	-	(Z)	(Z)	(Z)	(Z)	-	P.O.
-	-	-	-	-	-	-	-	-	-	-	-	(Z)	(Z)	2	OT-UK
(Z)	(Z)	6	(Z)	2	2	1	(Z)	(Z)	(Z)	-	-	1	1	-	35856



TABLE 2. SHIPMENTS BY MANUFACTURING ESTABLISHMENTS--COMMODITIES AND MEANS OF TRANSPORT BY DESTINATION: 1977--CON.

TCC CODE	COMMODITY AND MEANS OF TRANSPORT	ALL SHIPMENTS						TONS (THOUSANDS) AND TON-MILES (MILLIONS) BY DIVISION OF DESTINATION					
		VALUE (MILLION DOLLARS) (A)	TONS (THOU- SANDS) (B)	TON- MILES (MIL- LIONS) (C)	STANDARD ERROR (PERCENT) FOR COLUMNS--			NEW ENGLAND		MIDDLE ATLANTIC			
					(A)	(B)	(C)	TONS	TON- MILES	TONS	TON- MILES		
35856	ICE MAKING MACHINERY AND EQUIPMENT . . . . .												
	MOTOR CARRIER . . . . .	21	9	4	51	48	60	-	-	-	-	-	-
	MOTOR CARRIER, ICC . . . . .	21	9	4	51	48	60	-	-	-	-	-	-
	PRIVATE TRUCK . . . . .	6	1	(Z)	100	100	97	-	-	-	-	-	-
	AIR . . . . .	(Z)	(Z)	(Z)	100	100	100	(Z)	(Z)	-	-	-	-
	PARCEL DELIVERY . . . . .	(Z)	(Z)	(Z)	63	56	56	-	-	-	-	-	-
35857	AIR CONDITIONING, COOLING, AND DEHUMIDIFYING EQUIPMENT	3 944	921	436	59	18	19	13	8	80	49		
	RAIL . . . . .	633	138	101	9	12	18	(Z)	(Z)	9	4		
	MOTOR CARRIER . . . . .	2 514	695	292	19	23	25	12	8	67	40		
	MOTOR CARRIER, ICC . . . . .	2 347	626	289	18	20	25	12	8	67	40		
	MOTOR CARRIER, NON=ICC . . . . .	167	68	3	99	99	73	-	-	-	-		
	PRIVATE TRUCK . . . . .	268	81	34	26	26	25	-	-	4	5		
	AIR . . . . .	3	1	(Z)	41	67	60	-	-	(Z)	(Z)		
	PARCEL DELIVERY . . . . .	13	1	1	60	74	80	(Z)	(Z)	(Z)	(Z)		
	OTHER AND UNKNOWN . . . . .	512	6	8	99	34	46	-	-	1	(Z)		
35859	REFRIGERATION MACHINERY, NEC . . . . .	173	34	23	22	29	26	(Z)	(Z)	3	2		
	MOTOR CARRIER . . . . .	158	33	23	22	28	26	(Z)	(Z)	3	2		
	MOTOR CARRIER, ICC . . . . .	158	33	23	22	28	26	(Z)	(Z)	3	2		
	PRIVATE TRUCK . . . . .	13	1	(Z)	76	79	84	-	-	-	-		
	AIR . . . . .	(Z)	(Z)	(Z)	100	100	100	-	-	(Z)	(Z)		
	PARCEL DELIVERY . . . . .	3	(Z)	(Z)	97	86	94	(Z)	(Z)	(Z)	(Z)		
3589	MISCELLANEOUS SERVICE INDUSTRY MACHINES . . . . .	1 897	378	223	16	23	22	9	7	45	38		
	RAIL . . . . .	1	(Z)	(Z)	91	78	94	-	-	(Z)	(Z)		
	MOTOR CARRIER . . . . .	1 065	248	173	16	30	24	5	4	31	29		
	MOTOR CARRIER, ICC . . . . .	1 009	232	168	16	31	24	5	4	31	29		
	MOTOR CARRIER, NON=ICC . . . . .	56	16	6	89	87	72	(Z)	(Z)	-	-		
	PRIVATE TRUCK . . . . .	358	81	24	27	23	43	1	1	11	6		
	AIR . . . . .	45	4	2	70	83	59	(Z)	(Z)	(Z)	(Z)		
	WATER . . . . .	7	1	2	82	71	69	-	-	-	-		
	PARCEL DELIVERY . . . . .	115	7	5	57	51	56	(Z)	(Z)	1	1		
	OTHER AND UNKNOWN . . . . .	307	36	17	36	26	17	3	2	2	1		
35891	COMMERCIAL COOKING EQUIPMENT . . . . .	335	61	47	29	37	36	1	1	10	2		
	RAIL . . . . .	1	(Z)	(Z)	100	99	79	-	-	(Z)	(Z)		
	MOTOR CARRIER . . . . .	220	44	39	27	39	36	1	1	7	1		
	MOTOR CARRIER, ICC . . . . .	217	44	39	27	39	36	1	1	7	1		
	MOTOR CARRIER, NON=ICC . . . . .	3	1	1	66	69	85	(Z)	(Z)	-	-		
	PRIVATE TRUCK . . . . .	74	13	3	62	66	45	-	-	3	(Z)		
	AIR . . . . .	19	1	1	70	54	62	-	-	(Z)	(Z)		
	WATER . . . . .	3	(Z)	2	-	-	-	-	-	-	-		
	PARCEL DELIVERY . . . . .	15	2	1	38	39	40	(Z)	(Z)	(Z)	(Z)		
	OTHER AND UNKNOWN . . . . .	2	1	2	98	100	100	-	-	-	-		
35892	COMMERCIAL AND INDUSTRIAL VACUUM CLEANERS AND PARTS . . . . .	298	61	59	45	57	61	3	1	19	25		
	MOTOR CARRIER . . . . .	231	48	49	51	63	64	2	1	14	20		
	MOTOR CARRIER, ICC . . . . .	231	48	49	51	63	64	2	1	14	20		
	MOTOR CARRIER, NON=ICC . . . . .	(Z)	(Z)	(Z)	69	99	100	-	-	-	-		
	PRIVATE TRUCK . . . . .	15	5	4	60	65	88	-	-	4	4		
	AIR . . . . .	12	1	(Z)	99	100	100	-	-	(Z)	(Z)		
	PARCEL DELIVERY . . . . .	6	(Z)	(Z)	20	28	27	(Z)	(Z)	(Z)	(Z)		
	OTHER AND UNKNOWN . . . . .	34	7	5	11	16	17	1	1	1	(Z)		
35899	SERVICE INDUSTRY MACHINES, NEC . . . . .	1 264	255	117	21	28	20	6	5	15	11		
	RAIL . . . . .	(Z)	(Z)	(Z)	100	100	100	-	-	(Z)	(Z)		
	MOTOR CARRIER . . . . .	614	156	85	20	38	21	3	3	10	8		
	MOTOR CARRIER, ICC . . . . .	561	141	80	19	39	21	3	3	10	8		
	MOTOR CARRIER, NON=ICC . . . . .	52	15	5	98	95	87	-	-	-	-		
	PRIVATE TRUCK . . . . .	268	63	17	34	29	54	1	1	3	2		
	AIR . . . . .	14	2	1	69	78	55	(Z)	(Z)	(Z)	(Z)		
	WATER . . . . .	4	1	(Z)	82	71	69	-	-	-	-		
	PARCEL DELIVERY . . . . .	94	5	4	65	64	69	(Z)	(Z)	1	(Z)		
	OTHER AND UNKNOWN . . . . .	271	28	10	39	32	13	2	2	2	1		
359	MISCELLANEOUS MACHINERY AND PARTS . . . . .	8 656	1 808	306	19	22	14	21	4	236	17		
	RAIL . . . . .	87	25	14	46	38	31	-	-	-	-		
	MOTOR CARRIER . . . . .	2 966	532	209	20	22	21	6	3	52	9		
	MOTOR CARRIER, ICC . . . . .	2 891	520	208	21	23	21	6	3	52	9		
	MOTOR CARRIER, NON=ICC . . . . .	75	12	1	65	60	68	-	-	(Z)	(Z)		
	PRIVATE TRUCK . . . . .	4 588	1 214	66	27	30	25	13	(Z)	181	7		
	AIR . . . . .	221	13	12	48	41	36	1	(Z)	1	(Z)		
	WATER . . . . .	9	1	(Z)	100	95	85	-	-	1	(Z)		
	PARCEL DELIVERY . . . . .	365	11	4	34	50	33	(Z)	(Z)	1	1		
	OTHER AND UNKNOWN . . . . .	420	12	(Z)	73	20	65	(Z)	(Z)	(Z)	(Z)		
3592	CARBURETORS, PISTONS, RINGS, VALVES . . . . .	1 333	188	56	11	12	10	(Z)	(Z)	12	3		
	RAIL . . . . .	28	5	2	74	81	66	-	-	-	-		
	MOTOR CARRIER . . . . .	880	127	41	9	10	14	(Z)	(Z)	5	2		
	MOTOR CARRIER, ICC . . . . .	880	127	41	9	10	14	(Z)	(Z)	5	2		
	MOTOR CARRIER, NON=ICC . . . . .	1	(Z)	(Z)	86	88	68	-	-	(Z)	(Z)		
	PRIVATE TRUCK . . . . .	283	46	7	31	30	16	(Z)	(Z)	6	1		
	AIR . . . . .	53	5	5	21	23	32	(Z)	(Z)	(Z)	(Z)		
	PARCEL DELIVERY . . . . .	62	3	(Z)	67	65	49	(Z)	(Z)	(Z)	(Z)		
	OTHER AND UNKNOWN . . . . .	27	3	(Z)	67	67	87	-	-	(Z)	(Z)		
35921	CARBURETORS, PISTONS, AND PISTON RINGS . . . . .	1 181	157	51	12	14	11	(Z)	(Z)	4	1		
	RAIL . . . . .	28	5	2	74	81	66	-	-	-	-		
	MOTOR CARRIER . . . . .	776	111	38	11	12	15	(Z)	(Z)	3	1		
	MOTOR CARRIER, ICC . . . . .	776	111	38	11	12	15	(Z)	(Z)	3	1		
	MOTOR CARRIER, NON=ICC . . . . .	(Z)	(Z)	(Z)	89	88	83	-	-	-	-		
	PRIVATE TRUCK . . . . .	236	32	5	36	37	19	(Z)	(Z)	1	(Z)		
	AIR . . . . .	51	5	5	22	23	32	(Z)	(Z)	(Z)	(Z)		
	PARCEL DELIVERY . . . . .	62	2	(Z)	67	65	49	(Z)	(Z)	(Z)	(Z)		
	OTHER AND UNKNOWN . . . . .	27	3	(Z)	67	67	87	-	-	(Z)	(Z)		
3599	MISCELLANEOUS MACHINERY AND PARTS . . . . .	7 406	1 650	226	22	25	19	24	5	229	15		

TONS (THOUSANDS) AND TON-MILES (MILLIONS) BY DIVISION OF DESTINATION--CON.

EAST NORTH CENTRAL		WEST NORTH CENTRAL		SOUTH ATLANTIC		EAST SOUTH CENTRAL		WEST SOUTH CENTRAL		MOUNTAIN		PACIFIC		ESTI-NATION UNKNOWN	TCC CODE AND MOT
TONS	TON-MILES	TONS	TON-MILES	TONS	TON-MILES	TONS	TON-MILES	TONS	TON-MILES	TONS	TON-MILES	TONS	TON-MILES	TONS	
(Z)	(Z)	6	(Z)	2	2	-	-	(Z)	(Z)	-	-	1	1	-	35856
(Z)	(Z)	6	(Z)	2	2	-	-	(Z)	(Z)	-	-	1	1	-	M.C.
-	-	-	-	-	-	1	(Z)	-	-	-	-	(Z)	(Z)	-	ICC
-	-	-	-	-	-	-	-	-	-	-	-	-	-	-	P.T.
-	-	-	-	(Z)	(Z)	-	-	-	-	-	-	(Z)	(Z)	-	AIR
-	-	-	-	-	-	-	-	-	-	-	-	(Z)	(Z)	-	P.O.
188	44	53	25	150	102	229	35	105	53	34	26	69	94	(Z)	35857
24	3	17	9	38	28	15	5	8	4	2	1	25	46	-	RAIL
142	33	32	15	94	62	196	27	86	45	27	24	38	39	(Z)	M.C.
75	31	32	15	94	62	196	27	85	44	27	23	38	39	(Z)	ICC
67	2	-	-	(Z)	(Z)	(Z)	(Z)	1	1	(Z)	(Z)	-	-	-	N-ICC
21	8	4	1	15	11	18	3	10	3	5	(Z)	4	3	-	P.T.
(Z)	(Z)	(Z)	(Z)	1	(Z)	(Z)	(Z)	-	-	-	-	-	-	-	AIR
(Z)	(Z)	(Z)	(Z)	(Z)	(Z)	(Z)	(Z)	(Z)	(Z)	-	-	(Z)	(Z)	-	P.O.
-	-	-	-	1	1	(Z)	(Z)	2	(Z)	1	1	2	5	-	OT-UK
7	2	6	3	10	10	4	1	3	3	(Z)	(Z)	1	2	-	35859
7	2	5	3	10	10	4	1	3	2	(Z)	(Z)	1	2	-	M.C.
7	2	5	3	10	10	4	1	3	2	(Z)	(Z)	1	2	-	ICC
(Z)	(Z)	1	(Z)	(Z)	(Z)	-	-	(Z)	(Z)	-	-	(Z)	(Z)	-	P.T.
(Z)	(Z)	-	-	(Z)	(Z)	-	-	-	-	-	-	(Z)	(Z)	-	AIR
(Z)	(Z)	(Z)	(Z)	(Z)	(Z)	(Z)	(Z)	(Z)	(Z)	(Z)	(Z)	(Z)	(Z)	-	P.D.
71	37	41	29	72	29	11	7	35	20	15	19	37	38	42	3589
-	-	-	-	(Z)	(Z)	-	-	-	-	-	-	-	-	-	RAIL
48	30	35	25	62	23	8	5	19	14	7	11	34	32	-	M.C.
46	26	35	25	61	23	8	5	19	14	7	11	21	31	-	ICC
2	4	(Z)	(Z)	1	1	(Z)	(Z)	(Z)	(Z)	-	-	13	1	-	N-ICC
14	4	4	3	4	2	2	1	13	3	4	3	1	1	27	P.T.
3	1	(Z)	(Z)	(Z)	(Z)	(Z)	(Z)	(Z)	(Z)	(Z)	(Z)	(Z)	(Z)	-	AIR
-	-	-	-	(Z)	(Z)	-	-	(Z)	(Z)	-	-	(Z)	2	-	WATER
1	1	1	(Z)	1	1	1	(Z)	1	1	1	1	(Z)	1	-	P.D.
4	1	1	1	4	3	1	1	2	2	3	4	1	2	14	OT-UK
9	6	6	5	9	7	3	2	4	4	4	8	6	12	8	35891
-	-	-	-	(Z)	(Z)	-	-	-	-	-	-	-	-	-	RAIL
7	4	6	5	9	7	3	2	3	4	4	6	5	10	-	M.C.
7	4	6	5	8	6	3	2	3	3	4	6	5	9	-	ICC
(Z)	(Z)	(Z)	(Z)	(Z)	(Z)	(Z)	(Z)	(Z)	(Z)	-	-	(Z)	(Z)	-	N-ICC
1	1	(Z)	(Z)	(Z)	(Z)	(Z)	(Z)	(Z)	(Z)	-	-	(Z)	1	8	P.T.
(Z)	(Z)	(Z)	(Z)	(Z)	(Z)	(Z)	(Z)	(Z)	(Z)	(Z)	(Z)	(Z)	(Z)	-	AIR
(Z)	(Z)	(Z)	(Z)	-	-	-	-	-	-	-	-	(Z)	2	-	WATER
(Z)	(Z)	(Z)	(Z)	(Z)	(Z)	(Z)	(Z)	(Z)	(Z)	(Z)	(Z)	(Z)	(Z)	-	P.D.
(Z)	(Z)	(Z)	(Z)	-	-	-	-	(Z)	(Z)	1	1	-	-	-	OT-UK
13	5	14	15	7	3	1	(Z)	2	2	2	2	2	5	-	35892
10	5	14	15	5	2	(Z)	(Z)	1	1	1	1	2	5	-	M.C.
10	5	14	15	5	2	(Z)	(Z)	1	1	1	1	2	5	-	ICC
-	-	-	-	-	-	-	-	-	-	-	-	(Z)	(Z)	-	N-ICC
1	(Z)	(Z)	(Z)	-	-	-	-	-	-	-	-	(Z)	(Z)	-	P.T.
1	(Z)	-	-	-	-	-	-	-	-	(Z)	(Z)	(Z)	(Z)	-	AIR
(Z)	(Z)	(Z)	(Z)	(Z)	(Z)	(Z)	(Z)	(Z)	(Z)	(Z)	(Z)	(Z)	(Z)	-	P.O.
2	(Z)	(Z)	(Z)	2	1	(Z)	(Z)	1	1	1	1	(Z)	(Z)	-	OT-UK
49	25	21	9	56	19	7	4	29	15	9	9	29	20	34	35899
-	-	-	-	-	-	-	-	-	-	-	-	-	-	-	RAIL
31	21	15	5	49	15	4	3	15	10	3	3	27	18	-	M.C.
29	17	15	5	48	15	4	3	15	10	3	3	14	17	-	ICC
2	4	-	-	(Z)	(Z)	(Z)	(Z)	-	-	-	-	13	(Z)	-	N-ICC
12	3	4	3	4	2	2	1	12	3	4	3	(Z)	1	20	P.T.
2	(Z)	-	-	(Z)	(Z)	(Z)	(Z)	(Z)	(Z)	(Z)	(Z)	(Z)	(Z)	-	AIR
-	-	-	-	(Z)	(Z)	-	-	(Z)	(Z)	-	-	(Z)	(Z)	-	WATER
1	(Z)	(Z)	(Z)	1	1	(Z)	(Z)	1	(Z)	1	1	(Z)	(Z)	-	P.O.
3	1	1	1	2	1	1	(Z)	1	1	1	2	1	2	14	OT-UK
641	134	174	30	82	25	58	20	124	25	7	6	447	45	18	359
8	3	4	4	4	2	7	4	1	1	-	-	1	1	-	RAIL
289	103	37	14	43	18	31	13	37	16	7	5	23	28	7	M.C.
283	103	37	14	42	18	31	13	32	15	7	5	23	28	7	ICC
6	(Z)	(Z)	(Z)	(Z)	(Z)	-	-	5	1	-	-	-	-	-	N-ICC
332	24	130	10	32	3	20	3	85	8	(Z)	(Z)	420	11	-	P.T.
6	4	1	2	1	1	(Z)	(Z)	(Z)	(Z)	(Z)	(Z)	2	5	-	AIR
-	-	-	-	(Z)	(Z)	-	-	-	-	-	-	-	-	-	WATER
6	1	1	(Z)	1	1	(Z)	(Z)	1	(Z)	(Z)	(Z)	1	1	-	P.O.
(Z)	(Z)	(Z)	(Z)	(Z)	(Z)	-	-	(Z)	(Z)	-	-	(Z)	(Z)	11	OT-UK
126	36	10	2	11	4	3	1	6	2	2	1	8	6	10	3592
4	1	-	-	7	(Z)	-	-	(Z)	(Z)	-	-	-	-	-	RAIL
88	29	10	2	7	2	2	1	2	1	2	1	4	3	7	M.C.
88	29	10	2	7	2	2	1	2	1	2	1	4	3	7	ICC
(Z)	(Z)	(Z)	(Z)	-	-	-	-	-	-	-	-	-	-	-	N-ICC
30	4	(Z)	(Z)	3	1	1	(Z)	4	(Z)	(Z)	(Z)	2	(Z)	-	P.T.
3	1	(Z)	(Z)	1	1	(Z)	(Z)	(Z)	(Z)	(Z)	(Z)	1	3	-	AIR
1	(Z)	(Z)	(Z)	(Z)	(Z)	-	-	(Z)	(Z)	(Z)	(Z)	(Z)	(Z)	-	P.O.
(Z)	(Z)	(Z)	(Z)	-	-	-	-	-	-	-	-	(Z)	(Z)	2	OT-UK
105	33	10	2	11	4	2	1	6	2	2	1	8	6	10	35921
4	1	-	-	1	(Z)	-	-	(Z)	(Z)	-	-	-	-	-	RAIL
75	27	9	2	6	2	2	(Z)	2	1	2	1	4	3	7	M.C.
75	27	9	2	6	2	2	(Z)	2	1	2	1	4	3	7	ICC
(Z)	(Z)	(Z)	(Z)	-	-	-	-	-	-	-	-	-	-	-	N-ICC
22	3	(Z)	(Z)	3	1	1	(Z)	4	(Z)	(Z)	(Z)	2	(Z)	-	P.T.
3	1	(Z)	(Z)	1	1	(Z)	(Z)	(Z)	(Z)	(Z)	(Z)	1	3	-	AIR
1	(Z)	(Z)	(Z)	(Z)	(Z)	-	-	(Z)	(Z)	(Z)	(Z)	(Z)	(Z)	-	P.O.
(Z)	(Z)	(Z)	(Z)	-	-	-	-	-	-	-	-	(Z)	(Z)	2	OT-UK
529	73	168	28	70	20	63	20	115	22	5	4	439	39	9	3599

TABLE 2. SHIPMENTS BY MANUFACTURING ESTABLISHMENTS--COMMODITIES AND MEANS OF TRANSPORT BY DESTINATION: 1977--CON.

TCC CODE	COMMODITY AND MEANS OF TRANSPORT	ALL SHIPMENTS						TONS (THOUSANDS) AND TON-MILES (BILLIONS) BY DIVISION OF DESTINATION			
		VALUE (MILLION DOLLARS) (A)	TONS (THOU- SANDS) (B)	TON- MILES (MIL- LIONS) (C)	STANDARD ERROR (PERCENT) FOR COLUMNS--			NEW ENGLAND		MIDDLE ATLANTIC	
				(A)	(B)	(C)	TONS	TON- MILES	TONS	TON- MILES	
3599	MISCELLANEOUS MACHINERY AND PARTS.										
	RAIL	62	21	12	46	37	-	-	-	-	
	MOTOR CARRIER	1 880	365	138	30	32	8	4	47	7	
	MOTOR CARRIER, ICC	1 798	353	138	33	34	8	4	47	7	
	MOTOR CARRIER, NON-ICC	82	12	1	66	60	-	-	(Z)	(Z)	
	PRIVATE TRUCK	4 557	1 235	63	29	31	13	(Z)	180	6	
	AIR	179	8	8	61	61	2	1	(Z)	(Z)	
	WATER	8	1	(Z)	100	95	-	-	1	(Z)	
	PARCEL DELIVERY	320	11	4	39	56	(Z)	(Z)	1	(Z)	
	OTHER AND UNKNOWN	399	10	(Z)	77	18	(Z)	(Z)	(Z)	(Z)	
35993	FLEXIBLE METAL HOSE AND TUBING	44	12	6	17	18	1	(Z)	1	(Z)	
	MOTOR CARRIER	39	11	6	20	19	1	(Z)	1	(Z)	
	MOTOR CARRIER, ICC	39	11	6	20	19	1	(Z)	1	(Z)	
	PRIVATE TRUCK	1	(Z)	(Z)	95	89	-	-	-	-	
	AIR	(Z)	(Z)	(Z)	100	100	-	-	-	-	
	WATER	-	-	-	100	100	-	-	-	-	
	PARCEL DELIVERY	4	(Z)	(Z)	19	18	(Z)	(Z)	(Z)	(Z)	
35999	MACHINERY AND PARTS, NEC	7 362	1 639	220	22	25	23	5	228	14	
	RAIL	62	21	12	46	37	-	-	-	-	
	MOTOR CARRIER	1 841	353	133	31	33	8	4	46	7	
	MOTOR CARRIER, ICC	1 759	342	132	34	35	8	4	46	7	
	MOTOR CARRIER, NON-ICC	82	12	1	66	60	-	-	(Z)	(Z)	
	PRIVATE TRUCK	4 556	1 235	63	29	31	13	(Z)	180	6	
	AIR	179	8	8	61	61	2	1	(Z)	(Z)	
	WATER	8	1	(Z)	100	100	-	-	1	(Z)	
	PARCEL DELIVERY	316	11	4	40	57	(Z)	(Z)	1	(Z)	
	OTHER AND UNKNOWN	399	10	(Z)	77	18	(Z)	(Z)	(Z)	(Z)	
36	ELECTRICAL MACHINERY, EQUIPMENT, AND SUPPLIES.	91 563	16 273	8 605	2	4	428	277	2 044	940	
	RAIL	7 677	2 623	2 252	5	9	54	43	306	233	
	MOTOR CARRIER	46 694	8 159	4 580	3	4	271	177	1 182	482	
	MOTOR CARRIER, ICC	44 845	7 838	4 509	3	3	268	175	1 154	477	
	MOTOR CARRIER, NON-ICC	1 849	321	70	13	37	3	2	28	5	
	PRIVATE TRUCK	14 866	3 977	1 193	5	8	76	35	466	155	
	AIR	9 606	178	186	7	9	8	12	31	29	
	WATER	426	278	200	28	76	(Z)	(Z)	13	22	
	PARCEL DELIVERY	7 747	179	137	6	7	14	6	32	13	
	OTHER AND UNKNOWN	4 547	880	58	10	33	5	3	14	5	
361	ELECTRICAL TRANSMISSION EQUIPMENT.	8 740	1 488	898	6	11	87	63	186	109	
	RAIL	632	131	119	28	29	1	(Z)	9	5	
	MOTOR CARRIER	4 062	761	549	8	12	64	45	114	61	
	MOTOR CARRIER, ICC	3 922	712	520	8	11	62	44	104	59	
	MOTOR CARRIER, NON-ICC	141	49	29	43	59	2	1	9	2	
	PRIVATE TRUCK	1 758	544	185	14	18	20	15	47	26	
	AIR	978	16	15	13	19	1	1	5	2	
	WATER	18	5	12	95	97	-	-	5	12	
	PARCEL DELIVERY	1 012	20	15	13	14	1	1	5	2	
	OTHER AND UNKNOWN	280	11	4	34	30	1	(Z)	2	1	
3611	ELECTRICAL MEASURING INSTRUMENTS	2 860	96	74	13	18	5	3	10	5	
	RAIL	97	9	10	66	70	-	-	-	-	
	MOTOR CARRIER	1 130	41	31	20	22	3	1	5	2	
	MOTOR CARRIER, ICC	1 115	40	30	20	22	3	1	5	2	
	MOTOR CARRIER, NON-ICC	14	1	1	53	66	-	-	-	-	
	PRIVATE TRUCK	282	32	20	50	45	(Z)	(Z)	3	1	
	AIR	784	7	9	15	20	1	1	1	1	
	PARCEL DELIVERY	466	5	4	15	16	(Z)	(Z)	1	1	
	OTHER AND UNKNOWN	102	2	1	48	46	(Z)	(Z)	1	(Z)	
36111	ELECTRICAL METERS AND PARTS; WATT-HOUR, OHMANS, ETC.	255	21	20	37	32	(Z)	(Z)	3	1	
	RAIL	96	9	10	68	71	-	-	-	-	
	MOTOR CARRIER	82	6	5	64	58	(Z)	(Z)	1	(Z)	
	MOTOR CARRIER, ICC	82	6	5	64	58	(Z)	(Z)	1	(Z)	
	PRIVATE TRUCK	54	5	4	29	32	(Z)	(Z)	2	1	
	AIR	1	(Z)	(Z)	26	29	-	-	(Z)	(Z)	
	PARCEL DELIVERY	19	1	1	25	21	(Z)	(Z)	(Z)	(Z)	
	OTHER AND UNKNOWN	3	(Z)	1	77	82	(Z)	(Z)	-	-	
36112	TEST EQUIPMENT FOR TESTING ELECTRICAL CIRCUITS	2 050	63	48	17	25	3	2	7	4	
	RAIL	1	(Z)	(Z)	100	100	-	-	-	-	
	MOTOR CARRIER	846	28	21	28	31	3	1	4	2	
	MOTOR CARRIER, ICC	832	27	21	28	31	3	1	4	2	
	MOTOR CARRIER, NON-ICC	14	1	1	53	66	-	-	-	-	
	PRIVATE TRUCK	197	26	16	51	58	(Z)	(Z)	1	(Z)	
	AIR	597	5	7	18	24	(Z)	1	(Z)	1	
	PARCEL DELIVERY	335	3	3	20	25	(Z)	(Z)	(Z)	(Z)	
	OTHER AND UNKNOWN	74	2	(Z)	64	52	-	-	1	(Z)	
36113	INDICATING, RECORDING, AND MEASURING INSTRUMENTS	555	12	7	24	23	1	1	1	(Z)	
	MOTOR CARRIER	202	7	4	24	20	1	(Z)	(Z)	(Z)	
	MOTOR CARRIER, ICC	202	7	4	24	20	1	(Z)	(Z)	(Z)	
	PRIVATE TRUCK	31	1	(Z)	93	94	(Z)	(Z)	(Z)	(Z)	
	AIR	186	2	2	31	39	(Z)	(Z)	(Z)	(Z)	
	PARCEL DELIVERY	112	1	1	33	33	(Z)	(Z)	(Z)	(Z)	
	OTHER AND UNKNOWN	25	(Z)	(Z)	15	25	(Z)	(Z)	(Z)	(Z)	
3612	POWER AND DISTRIBUTION TRANSFORMERS.	2 247	948	568	13	15	62	50	114	67	
	RAIL	463	108	100	39	37	1	(Z)	7	3	
	MOTOR CARRIER	1 061	460	330	14	16	52	38	71	42	
	MOTOR CARRIER, ICC	980	418	303	13	16	50	37	66	40	
	MOTOR CARRIER, NON-ICC	81	42	27	81	80	2	1	6	2	
	PRIVATE TRUCK	649	372	134	23	25	9	11	32	21	
	AIR	18	3	1	43	46	(Z)	(Z)	1	(Z)	
	PARCEL DELIVERY	42	4	2	43	38	(Z)	(Z)	2	(Z)	



TONS (THOUSANDS) AND TON-MILES (MILLIONS) BY DIVISION OF DESTINATION--CON.

EAST NORTH CENTRAL		WEST NORTH CENTRAL		SOUTH ATLANTIC		EAST SOUTH CENTRAL		WEST SOUTH CENTRAL		MOUNTAIN		PACIFIC		DESTINATION UNKNOWN	TCC CODE AND MOT
TONS	TON-MILES	TONS	TON-MILES	TONS	TON-MILES	TONS	TON-MILES	TONS	TON-MILES	TONS	TON-MILES	TONS	TON-MILES	TONS	
5	1	4	4	4	2	7	4	(Z)	(Z)	-	-	1	1	-	3599
164	47	27	11	36	15	28	12	33	13	4	4	18	25	-	RAIL
157	47	27	11	36	14	28	12	28	13	4	4	18	25	-	M.C.
7	(Z)	(Z)	(Z)	(Z)	(Z)	(Z)	(Z)	5	1	-	-	-	-	-	ICC
352	21	134	10	28	2	27	4	81	8	(Z)	(Z)	420	11	-	N-ICC
3	3	1	2	(Z)	(Z)	(Z)	(Z)	(Z)	(Z)	(Z)	(Z)	1	2	-	P.T.
-	-	-	-	(Z)	(Z)	(Z)	(Z)	-	-	-	-	-	-	-	AIR
5	1	1	1	1	1	(Z)	(Z)	-	-	-	-	-	-	-	WATER
(Z)	(Z)	-	-	(Z)	(Z)	-	-	1	1	(Z)	(Z)	1	1	-	P.O.
-	-	-	-	-	-	-	-	(Z)	(Z)	-	-	(Z)	(Z)	9	OT-UK
6	4	(Z)	(Z)	3	1	(Z)	(Z)	(Z)	(Z)	(Z)	(Z)	(Z)	(Z)	-	35993
6	3	(Z)	(Z)	3	1	(Z)	(Z)	(Z)	(Z)	(Z)	(Z)	(Z)	(Z)	-	M.C.
6	3	(Z)	(Z)	3	1	(Z)	(Z)	(Z)	(Z)	(Z)	(Z)	(Z)	(Z)	-	ICC
(Z)	(Z)	(Z)	(Z)	-	-	-	-	-	-	(Z)	(Z)	-	-	-	P.T.
-	-	-	-	-	-	-	-	-	-	(Z)	(Z)	-	-	-	AIR
(Z)	(Z)	(Z)	(Z)	(Z)	(Z)	-	-	(Z)	(Z)	(Z)	(Z)	(Z)	(Z)	-	WATER
-	-	-	-	-	-	-	-	-	-	-	-	-	-	-	P.O.
523	69	167	28	67	19	63	20	115	22	5	4	439	39	9	35999
5	1	4	4	4	2	7	4	(Z)	(Z)	-	-	1	1	-	RAIL
158	43	27	11	33	13	28	12	32	13	4	4	17	25	-	M.C.
151	43	27	11	33	13	28	12	27	12	4	4	17	25	-	ICC
7	(Z)	(Z)	(Z)	(Z)	(Z)	-	-	5	1	-	-	-	-	-	N-ICC
352	21	134	10	28	2	27	4	81	8	(Z)	(Z)	420	11	-	P.T.
3	3	1	2	(Z)	(Z)	(Z)	(Z)	(Z)	(Z)	(Z)	(Z)	1	2	-	AIR
-	-	-	-	(Z)	(Z)	-	-	-	-	-	-	-	-	-	WATER
5	1	1	1	1	1	(Z)	(Z)	-	-	-	-	-	-	-	P.O.
(Z)	(Z)	-	-	(Z)	(Z)	-	-	1	1	(Z)	(Z)	1	1	-	OT-UK
-	-	-	-	-	-	-	-	(Z)	(Z)	-	-	(Z)	(Z)	-	-
4 273	1 326	1 572	711	2 229	1 078	1 851	532	1 452	1 043	499	559	1 744	2 141	179	36
362	154	286	147	384	258	178	92	428	283	146	189	478	853	(Z)	RAIL
2 516	828	872	416	1 163	607	450	195	681	562	261	310	741	1 004	21	M.C.
2 410	821	840	407	1 133	589	433	194	669	555	257	305	652	987	21	ICC
106	7	32	8	30	19	17	1	11	6	4	5	89	17	-	N-ICC
1 210	290	387	122	593	168	477	124	276	131	75	39	417	129	(Z)	P.T.
34	29	15	16	26	22	7	6	14	14	7	8	35	48	1	AIR
(Z)	(Z)	1	1	6	1	206	104	21	26	-	-	32	47	-	WATER
35	17	10	8	23	17	8	5	21	15	8	10	27	45	1	P.O.
116	7	1	2	34	4	525	6	12	12	2	3	14	15	156	OT-UK
315	123	106	63	286	127	181	52	133	95	61	80	123	186	8	361
27	20	19	12	13	12	12	9	11	12	23	29	15	20	-	RAIL
150	63	60	39	128	64	53	21	74	63	34	46	82	148	3	M.C.
143	60	52	33	119	61	51	2	67	58	31	42	79	143	3	ICC
7	2	8	6	8	3	2	(Z)	7	5	3	4	3	5	-	N-ICC
130	37	25	11	137	45	115	21	45	17	3	3	21	10	(Z)	P.T.
2	1	(Z)	(Z)	3	3	(Z)	1	2	2	(Z)	1	2	4	(Z)	AIR
-	-	-	-	-	-	-	-	-	-	-	-	-	-	-	WATER
4	2	1	1	3	2	1	1	1	1	1	1	2	4	-	P.O.
1	1	(Z)	(Z)	1	(Z)	(Z)	(Z)	(Z)	(Z)	(Z)	1	(Z)	(Z)	5	OT-UK
44	26	4	3	7	6	1	2	8	9	4	6	10	15	2	3611
7	6	(Z)	1	-	-	-	-	1	2	(Z)	(Z)	(Z)	1	-	RAIL
10	3	3	2	3	2	1	1	5	5	3	5	7	10	1	M.C.
10	3	3	2	3	2	1	1	5	5	3	4	7	10	1	ICC
(Z)	(Z)	(Z)	(Z)	-	-	-	-	-	-	(Z)	(Z)	(Z)	(Z)	-	N-ICC
26	16	(Z)	(Z)	1	(Z)	(Z)	(Z)	(Z)	(Z)	-	-	1	2	-	P.T.
(Z)	(Z)	(Z)	(Z)	2	3	(Z)	(Z)	1	1	(Z)	(Z)	1	1	(Z)	AIR
1	(Z)	(Z)	(Z)	1	1	(Z)	(Z)	(Z)	(Z)	(Z)	(Z)	1	1	-	P.O.
(Z)	(Z)	-	-	(Z)	(Z)	-	-	(Z)	(Z)	(Z)	1	(Z)	(Z)	1	OT-UK
9	7	1	1	2	1	(Z)	(Z)	2	3	2	3	1	4	-	36111
7	6	(Z)	1	-	-	-	-	1	2	(Z)	(Z)	(Z)	1	-	RAIL
1	(Z)	(Z)	(Z)	1	(Z)	(Z)	(Z)	1	1	1	2	1	1	-	M.C.
1	(Z)	(Z)	(Z)	1	(Z)	(Z)	(Z)	1	1	1	2	1	1	-	ICC
1	1	(Z)	(Z)	1	(Z)	(Z)	(Z)	(Z)	(Z)	-	-	1	2	-	P.T.
(Z)	(Z)	-	-	-	-	(Z)	(Z)	(Z)	(Z)	-	-	(Z)	(Z)	-	AIR
(Z)	(Z)	(Z)	(Z)	(Z)	(Z)	(Z)	(Z)	(Z)	(Z)	(Z)	(Z)	(Z)	(Z)	-	P.O.
(Z)	(Z)	-	-	-	-	-	-	-	-	(Z)	(Z)	(Z)	(Z)	-	OT-UK
31	18	3	1	4	5	1	1	5	5	2	3	6	8	1	36112
6	-	-	-	-	-	-	-	-	-	-	-	(Z)	(Z)	-	RAIL
6	2	2	1	2	2	(Z)	1	4	4	2	2	4	6	-	M.C.
(Z)	(Z)	(Z)	(Z)	2	2	(Z)	1	4	4	-	(Z)	(Z)	6	-	ICC
24	16	(Z)	(Z)	(Z)	(Z)	-	-	-	-	(Z)	(Z)	(Z)	(Z)	-	N-ICC
(Z)	(Z)	(Z)	(Z)	1	2	(Z)	(Z)	1	1	(Z)	(Z)	1	1	(Z)	AIR
1	(Z)	(Z)	(Z)	1	1	(Z)	(Z)	(Z)	(Z)	(Z)	(Z)	(Z)	1	-	P.O.
(Z)	(Z)	-	-	(Z)	(Z)	-	-	(Z)	(Z)	(Z)	(Z)	(Z)	(Z)	1	OT-UK
4	1	1	(Z)	1	1	(Z)	(Z)	1	1	1	(Z)	2	3	1	36113
2	1	1	(Z)	(Z)	(Z)	(Z)	(Z)	(Z)	(Z)	(Z)	(Z)	2	2	-	M.C.
2	1	1	(Z)	(Z)	(Z)	(Z)	(Z)	(Z)	(Z)	(Z)	(Z)	2	2	-	ICC
1	(Z)	(Z)	(Z)	(Z)	(Z)	-	-	-	-	-	-	(Z)	(Z)	-	P.T.
(Z)	(Z)	(Z)	(Z)	1	(Z)	(Z)	(Z)	(Z)	(Z)	(Z)	(Z)	(Z)	(Z)	-	AIR
(Z)	(Z)	(Z)	(Z)	(Z)	(Z)	(Z)	(Z)	(Z)	(Z)	(Z)	(Z)	(Z)	(Z)	-	P.O.
-	-	-	-	-	-	-	-	-	-	-	-	-	-	(Z)	OT-UK
197	66	105	54	164	77	87	32	107	57	42	55	67	109	1	3612
17	13	16	10	11	12	10	9	9	10	23	28	14	15	-	RAIL
97	39	37	24	64	33	36	12	36	29	17	25	49	87	1	M.C.
90	37	30	19	56	29	35	12	30	24	14	21	46	82	1	ICC
7	2	7	5	8	3	1	(Z)	6	5	3	4	3	5	-	N-ICC
82	14	52	20	87	32	41	11	62	17	2	2	4	8	(Z)	P.T.
(Z)	(Z)	(Z)	(Z)	1	1	(Z)	(Z)	(Z)	(Z)	(Z)	(Z)	(Z)	(Z)	-	AIR
(Z)	(Z)	(Z)	(Z)	(Z)	(Z)	(Z)	(Z)	1	1	(Z)	(Z)	(Z)	(Z)	-	P.O.

TABLE 2. SHIPMENTS BY MANUFACTURING ESTABLISHMENTS--COMMODITIES AND MEANS OF TRANSPORT BY DESTINATION: 1977--CON.

TCC CODE	COMMODITY AND MEANS OF TRANSPORT	ALL SHIPMENTS						TONS (THOUSANDS) AND TON-MILES (MILLIONS) BY DIVISION OF DESTINATION			
		VALUE (MILLION DOLLARS) (A)	TONS (THOUSANDS) (B)	TON-MILES (MILLIONS) (C)	STANDARD ERROR (PERCENT) FOR COLUMNS--			NEW ENGLAND		MIDDLE ATLANTIC	
					(A)	(B)	(C)	TONS	TON-MILES	TONS	TON-MILES
3612	POWER AND DISTRIBUTION TRANSFORMERS, OTHER AND UNKNOWN.	15	(Z)	(Z)	75	44	79	-	-	(Z)	(Z)
36121	TRANSFORMERS, FLUORESCENT BALLASTS, AND PARTS.	1 231	576	307	15	18	14	54	44	74	50
	RAIL	117	19	16	55	55	39	(Z)	(Z)	7	3
	MOTOR CARRIER	531	237	184	18	19	19	45	33	38	28
	MOTOR CARRIER, ICC	530	237	184	18	19	19	45	33	38	28
	MOTOR CARRIER, NON-ICC	1	(Z)	(Z)	100	100	100	-	-	-	-
	PRIVATE TRUCK	546	317	106	27	30	25	9	11	29	19
	AIR	6	1	1	38	60	52	(Z)	(Z)	(Z)	(Z)
	PARCEL DELIVERY	16	2	1	28	38	37	(Z)	(Z)	(Z)	(Z)
	OTHER AND UNKNOWN	15	(Z)	(Z)	76	47	92	-	-	(Z)	(Z)
36129	POWER AND DISTRIBUTION TRANSFORMERS, NEC	914	346	249	19	22	22	8	6	34	15
	RAIL	346	89	85	35	35	43	1	(Z)	(Z)	(Z)
	MOTOR CARRIER	438	198	135	22	24	26	7	5	27	13
	MOTOR CARRIER, ICC	387	167	114	23	26	28	5	4	23	12
	MOTOR CARRIER, NON-ICC	52	31	21	76	76	72	2	1	4	1
	PRIVATE TRUCK	101	55	28	45	47	42	(Z)	(Z)	3	1
	AIR	8	1	1	29	71	56	-	-	1	(Z)
	PARCEL DELIVERY	21	3	1	40	64	55	(Z)	(Z)	2	(Z)
	OTHER AND UNKNOWN	(Z)	(Z)	(Z)	100	100	100	-	-	(Z)	(Z)
3613	SWITCHGEAR AND SWITCHBOARD APPARATUS	3 612	482	245	11	14	13	19	9	56	27
	RAIL	77	15	14	52	51	54	-	-	2	2
	MOTOR CARRIER	1 767	235	164	14	16	16	7	4	35	14
	MOTOR CARRIER, ICC	1 722	229	164	14	16	16	7	4	31	14
	MOTOR CARRIER, NON-ICC	45	6	1	65	64	86	-	-	3	(Z)
	PRIVATE TRUCK	944	203	45	19	22	21	10	3	12	4
	AIR	175	7	5	33	40	32	(Z)	(Z)	3	1
	WATER	6	2	4	95	97	98	-	-	2	4
	PARCEL DELIVERY	473	11	9	30	21	23	1	1	2	1
	OTHER AND UNKNOWN	171	10	3	32	34	71	1	1	1	(Z)
36131	SWITCHGEAR AND SWITCHBOARD APPARATUS	2 321	351	170	11	18	17	8	6	29	17
	RAIL	20	5	6	43	36	48	-	-	(Z)	(Z)
	MOTOR CARRIER	1 188	175	122	17	20	20	6	4	21	10
	MOTOR CARRIER, ICC	1 156	171	122	17	20	20	6	4	17	10
	MOTOR CARRIER, NON-ICC	32	3	(Z)	94	91	68	-	-	3	(Z)
	PRIVATE TRUCK	576	156	31	20	27	30	1	1	4	2
	AIR	77	2	1	35	31	39	(Z)	(Z)	1	(Z)
	WATER	6	2	4	100	100	100	-	-	2	4
	PARCEL DELIVERY	334	5	4	43	24	28	(Z)	1	1	1
	OTHER AND UNKNOWN	120	6	1	32	32	70	1	1	(Z)	(Z)
36132	CIRCUIT BREAKERS, FUSES, AND FUSE EQUIPMENT.	1 291	131	75	18	27	26	11	3	28	9
	RAIL	56	10	9	57	58	59	-	-	2	2
	MOTOR CARRIER	579	60	42	18	26	31	2	1	14	4
	MOTOR CARRIER, ICC	566	57	42	17	25	32	2	1	14	4
	MOTOR CARRIER, NON-ICC	13	3	(Z)	88	92	94	-	-	(Z)	(Z)
	PRIVATE TRUCK	368	47	14	41	43	37	8	2	8	2
	AIR	98	5	4	48	54	34	(Z)	(Z)	3	1
	WATER	(Z)	(Z)	(Z)	100	100	100	-	-	-	-
	PARCEL DELIVERY	139	6	5	22	35	37	(Z)	(Z)	1	(Z)
	OTHER AND UNKNOWN	51	3	2	86	85	100	1	(Z)	(Z)	(Z)
362	ELECTRICAL INDUSTRIAL APPARATUS.	10 455	2 977	1 529	9	11	12	59	35	392	157
	RAIL	564	426	266	14	41	31	-	-	66	35
	MOTOR CARRIER	6 081	1 549	875	9	10	15	42	28	256	99
	MOTOR CARRIER, ICC	6 016	1 532	862	9	11	15	42	27	254	99
	MOTOR CARRIER, NON-ICC	64	17	13	31	23	40	(Z)	(Z)	1	(Z)
	PRIVATE TRUCK	2 299	682	213	17	14	15	14	5	59	17
	AIR	452	23	22	24	29	36	1	1	4	2
	WATER	73	197	129	60	86	86	-	-	1	1
	PARCEL DELIVERY	559	16	11	14	11	12	1	1	3	2
	OTHER AND UNKNOWN	427	82	13	18	20	29	1	(Z)	4	3
3621	MOTORS AND GENERATORS.	5 119	1 407	789	14	13	20	20	16	139	76
	RAIL	303	106	52	21	25	28	-	-	38	16
	MOTOR CARRIER	2 657	735	545	15	18	29	14	12	73	47
	MOTOR CARRIER, ICC	2 628	727	537	15	18	29	14	11	73	47
	MOTOR CARRIER, NON-ICC	29	8	7	34	31	81	(Z)	(Z)	-	-
	PRIVATE TRUCK	1 552	524	173	24	19	19	5	4	25	11
	AIR	158	9	10	37	48	64	(Z)	(Z)	1	1
	WATER	(Z)	(Z)	(Z)	100	100	100	-	-	(Z)	(Z)
	PARCEL DELIVERY	195	5	3	35	21	19	(Z)	(Z)	(Z)	(Z)
	OTHER AND UNKNOWN	253	29	6	24	28	45	(Z)	(Z)	1	1
36211	MOTORS	3 057	813	405	11	14	14	15	13	59	28
	RAIL	195	59	26	19	18	29	-	-	5	(Z)
	MOTOR CARRIER	1 654	375	231	14	19	21	11	9	39	20
	MOTOR CARRIER, ICC	1 647	371	225	14	19	21	11	9	39	20
	MOTOR CARRIER, NON-ICC	8	3	6	88	76	100	-	-	-	-
	PRIVATE TRUCK	1 072	367	137	21	22	22	5	3	14	7
	AIR	45	6	8	43	64	73	(Z)	(Z)	(Z)	1
	PARCEL DELIVERY	60	2	1	38	25	20	(Z)	(Z)	(Z)	(Z)
	OTHER AND UNKNOWN	30	4	2	26	26	70	(Z)	(Z)	(Z)	(Z)
36214	PRIME MOVER GENERATOR SETS	555	110	53	18	27	28	2	2	7	5
	RAIL	15	3	2	100	100	100	-	-	-	-
	MOTOR CARRIER	291	58	36	21	31	29	2	2	6	4
	MOTOR CARRIER, ICC	291	58	36	21	31	29	2	2	6	4
	PRIVATE TRUCK	127	36	15	53	69	64	-	-	1	1
	AIR	12	(Z)	(Z)	59	41	30	(Z)	(Z)	(Z)	(Z)
	PARCEL DELIVERY	9	1	(Z)	53	60	51	(Z)	(Z)	(Z)	(Z)
	OTHER AND UNKNOWN	101	12	-	37	37	-	-	-	-	-
36215	MOTOR GENERATOR SETS, ELECTRIC	518	125	53	31	29	36	1	(Z)	39	18

TONS (THOUSANDS) AND TON-MILES (MILLIONS) BY DIVISION OF DESTINATION--CON.

EAST NORTH CENTRAL		WEST NORTH CENTRAL		SOUTH ATLANTIC		EAST SOUTH CENTRAL		WEST SOUTH CENTRAL		MOUNTAIN		PACIFIC		DESTINATION UNKNOWN	TCC CODE AND MOT
TONS	TON-MILES	TONS	TON-MILES	TONS	TON-MILES	TONS	TON-MILES	TONS	TON-MILES	TONS	TON-MILES	TONS	TON-MILES	TONS	
-	-	-	-	-	-	-	-	(Z)	(Z)	-	-	-	-	(Z)	3612 OT-UK
137	40	67	30	88	37	43	9	69	21	8	12	35	64	(Z)	36121
3	1	1	1	1	(Z)	(Z)	(Z)	3	2	1	1	3	7	-	RAIL
57	26	15	10	19	10	16	4	10	7	6	9	30	56	-	M.C.
57	26	15	10	19	10	16	4	10	7	6	9	30	56	-	ICC
-	-	(Z)	(Z)	-	-	-	-	-	-	-	-	-	-	-	N-ICC
77	12	51	19	67	26	26	5	56	11	2	2	1	2	(Z)	P.T.
(Z)	(Z)	(Z)	(Z)	1	(Z)	-	-	(Z)	(Z)	(Z)	(Z)	(Z)	(Z)	(Z)	AIR
(Z)	(Z)	(Z)	(Z)	(Z)	(Z)	(Z)	(Z)	(Z)	(Z)	(Z)	(Z)	(Z)	(Z)	(Z)	P.D.
-	-	-	-	-	-	-	-	(Z)	(Z)	-	-	-	-	(Z)	OT-UK
56	26	36	23	70	38	43	23	34	34	33	42	32	44	-	36129
14	12	15	9	10	11	10	9	6	8	23	27	11	8	-	RAIL
37	12	20	13	39	20	18	8	21	20	11	15	18	30	-	M.C.
31	10	14	9	34	18	18	8	17	16	8	11	15	26	-	ICC
6	2	6	4	4	1	-	-	4	4	3	3	3	4	-	N-ICC
5	1	1	1	21	6	15	6	6	5	-	-	3	6	-	P.T.
(Z)	(Z)	(Z)	(Z)	(Z)	(Z)	-	-	-	-	-	-	(Z)	(Z)	-	AIR
(Z)	(Z)	(Z)	(Z)	(Z)	(Z)	-	-	1	1	(Z)	(Z)	(Z)	(Z)	-	P.D.
-	-	-	-	-	-	-	-	-	-	-	-	-	-	(Z)	OT-UK
68	28	27	15	113	41	96	18	38	33	13	16	47	58	5	3613
4	2	2	1	2	1	2	1	1	1	(Z)	1	2	5	-	RAIL
38	17	18	11	57	26	14	6	29	26	11	13	25	47	1	M.C.
38	17	18	11	57	26	13	6	28	25	11	13	25	47	1	ICC
-	-	(Z)	(Z)	-	-	1	(Z)	1	(Z)	-	-	(Z)	(Z)	-	N-ICC
22	7	5	2	50	12	79	10	7	5	1	1	17	1	-	P.T.
1	(Z)	(Z)	(Z)	(Z)	(Z)	(Z)	(Z)	1	1	(Z)	(Z)	1	2	-	AIR
-	-	-	-	-	-	-	-	-	-	-	-	(Z)	(Z)	-	WATER
3	1	1	(Z)	2	1	1	(Z)	1	1	(Z)	1	2	3	-	P.O.
1	1	(Z)	(Z)	1	(Z)	(Z)	(Z)	(Z)	(Z)	-	-	-	-	5	OT-UK
39	17	15	9	94	35	85	12	30	25	9	11	37	37	5	36131
(Z)	(Z)	1	(Z)	1	(Z)	(Z)	(Z)	1	1	-	-	2	5	-	RAIL
27	13	12	8	50	22	12	6	22	20	8	10	17	31	1	M.C.
27	13	12	8	50	22	12	6	22	20	8	10	17	31	1	ICC
-	-	-	-	-	-	-	-	(Z)	(Z)	-	-	(Z)	(Z)	-	N-ICC
10	3	2	1	42	11	73	7	6	4	1	1	17	(Z)	-	P.T.
(Z)	(Z)	(Z)	(Z)	(Z)	(Z)	(Z)	(Z)	(Z)	(Z)	(Z)	(Z)	(Z)	1	-	AIR
-	-	-	-	-	-	-	-	-	-	-	-	-	-	-	WATER
1	1	(Z)	(Z)	1	1	(Z)	(Z)	(Z)	(Z)	(Z)	(Z)	1	1	-	P.D.
-	-	-	-	1	(Z)	-	-	-	-	-	-	-	-	4	OT-UK
30	11	11	6	18	6	11	5	9	8	4	5	10	21	1	36132
3	2	1	1	1	1	2	1	1	1	(Z)	1	(Z)	(Z)	-	RAIL
11	3	6	4	7	4	3	1	7	6	3	4	8	16	(Z)	M.C.
11	3	6	4	7	4	1	1	6	5	3	4	8	16	(Z)	ICC
-	-	(Z)	(Z)	-	-	1	(Z)	1	(Z)	-	-	(Z)	(Z)	-	N-ICC
12	4	4	1	9	1	6	3	1	1	(Z)	(Z)	(Z)	1	-	P.T.
1	(Z)	(Z)	(Z)	(Z)	(Z)	(Z)	(Z)	(Z)	(Z)	(Z)	(Z)	1	2	-	AIR
-	-	-	-	-	-	-	-	-	-	-	-	(Z)	(Z)	-	WATER
2	1	(Z)	(Z)	1	1	(Z)	(Z)	(Z)	(Z)	(Z)	(Z)	1	2	-	P.D.
1	1	(Z)	(Z)	(Z)	(Z)	(Z)	(Z)	(Z)	(Z)	(Z)	(Z)	1	2	(Z)	OT-UK
876	322	307	115	347	169	427	180	287	195	66	89	148	268	69	362
80	32	46	25	40	27	24	13	127	53	17	26	27	56	-	RAIL
493	187	152	79	250	117	103	44	116	101	47	59	90	160	(Z)	M.C.
490	187	152	79	245	108	98	43	115	101	47	59	89	158	(Z)	ICC
2	(Z)	(Z)	(Z)	5	9	5	1	2	(Z)	-	-	1	2	-	N-ICC
287	92	105	8	52	20	132	39	16	8	1	2	17	22	(Z)	P.T.
10	7	1	1	2	1	(Z)	(Z)	1	1	1	1	4	8	(Z)	AIR
-	-	-	-	-	-	166	84	22	27	-	-	8	18	-	WATER
5	2	1	1	2	1	(Z)	(Z)	2	1	(Z)	1	1	2	(Z)	P.O.
2	1	1	1	2	3	(Z)	(Z)	3	4	-	-	1	2	68	OT-UK
672	373	162	45	100	56	126	40	78	60	32	40	53	83	24	3621
50	16	7	4	4	3	(Z)	(Z)	1	1	1	1	5	11	-	RAIL
366	269	66	33	62	39	31	12	62	50	30	37	30	46	-	M.C.
364	269	66	33	59	33	30	12	61	50	30	37	30	45	-	ICC
2	-	-	-	3	6	1	(Z)	2	(Z)	-	-	1	1	-	N-ICC
251	84	88	7	32	14	95	27	13	6	1	1	14	19	-	P.T.
1	(Z)	1	(Z)	1	1	(Z)	(Z)	1	1	1	1	3	6	-	AIR
-	-	-	-	-	-	-	-	-	-	-	-	(Z)	(Z)	-	WATER
1	1	(Z)	(Z)	1	1	(Z)	(Z)	1	(Z)	(Z)	(Z)	(Z)	1	-	P.O.
2	3	(Z)	(Z)	-	-	(Z)	(Z)	1	2	-	-	(Z)	1	24	OT-UK
372	136	105	32	54	36	84	27	60	47	18	18	43	67	3	36211
49	14	-	-	-	-	(Z)	(Z)	1	1	-	-	-	10	-	RAIL
136	56	49	27	39	27	17	6	47	39	16	16	21	32	-	M.C.
135	56	49	27	37	21	17	6	47	39	16	16	21	32	-	ICC
(Z)	(Z)	-	-	3	6	-	-	(Z)	(Z)	-	-	(Z)	(Z)	-	N-ICC
187	66	56	5	14	8	67	21	10	6	1	1	14	19	-	P.T.
(Z)	(Z)	(Z)	(Z)	1	(Z)	(Z)	(Z)	1	1	1	1	3	6	-	AIR
(Z)	(Z)	(Z)	(Z)	(Z)	(Z)	(Z)	(Z)	(Z)	(Z)	(Z)	(Z)	(Z)	(Z)	-	P.D.
-	-	-	-	-	-	-	-	1	2	-	-	(Z)	1	3	OT-UK
40	12	13	4	19	13	2	1	8	7	1	1	5	8	12	36214
-	-	-	-	3	2	-	-	-	-	-	-	-	-	-	RAIL
9	1	13	4	13	8	2	1	8	7	1	1	5	8	-	M.C.
9	1	13	4	13	8	2	1	8	7	1	1	5	8	-	ICC
31	10	(Z)	(Z)	4	3	(Z)	(Z)	-	-	(Z)	(Z)	(Z)	(Z)	-	P.T.
(Z)	(Z)	(Z)	(Z)	(Z)	(Z)	(Z)	(Z)	(Z)	(Z)	(Z)	(Z)	(Z)	(Z)	-	AIR
(Z)	(Z)	(Z)	(Z)	(Z)	(Z)	(Z)	(Z)	(Z)	(Z)	(Z)	(Z)	(Z)	(Z)	-	P.O.
-	-	-	-	-	-	-	-	-	-	-	-	-	-	12	OT-UK
30	4	2	(Z)	6	2	24	8	2	1	11	17	1	2	8	36215



TABLE 2. SHIPMENTS BY MANUFACTURING ESTABLISHMENTS--COMMODITIES AND MEANS OF TRANSPORT BY DESTINATION: 1977--CON.

TCC CODE	COMMODITY AND MEANS OF TRANSPORT	ALL SHIPMENTS						TONS (THOUSANDS) AND TON-MILES (MILLIONS) BY DIVISION OF DESTINATION				
		VALUE (MILLION DOLLARS) (A)	TONS (THOU- SANDS) (B)	TON- MILES (MIL- LIONS) (C)	STANDARD ERROR (PERCENT) FOR COLUMNS--			NEW ENGLAND		MIDDLE ATLANTIC		
					(A)	(B)	(C)	TONS	TON- MILES	TONS	TON- MILES	
36215	MOTOR GENERATOR SETS, ELECTRIC											
	RAIL	28	33	16	100	100	100	-	-	33	16	
	MOTOR CARRIER	157	50	27	30	20	52	(Z)	(Z)	1	1	
	MOTOR CARRIER, ICC	146	47	27	33	21	52	(Z)	(Z)	1	1	
	MOTOR CARRIER, NON=ICC	10	2	(Z)	50	46	46	-	-	-	-	
	PRIVATE TRUCK	119	32	9	70	46	42	(Z)	(Z)	3	1	
	AIR	75	(Z)	(Z)	94	72	68	(Z)	(Z)	(Z)	(Z)	
	WATER	(Z)	(Z)	(Z)	100	100	100	-	-	(Z)	(Z)	
	PARCEL DELIVERY	80	(Z)	(Z)	95	80	84	(Z)	(Z)	(Z)	(Z)	
	OTHER AND UNKNOWN	59	9	1	74	77	99	-	-	1	1	
36216	PARTS, SUPPLIES FOR MOTORS, GENERATORS, GENERATOR SETS	545	125	38	30	38	24	(Z)	(Z)	14	4	
	RAIL	21	4	5	37	34	32	-	-	-	-	
	MOTOR CARRIER	230	36	21	36	28	20	(Z)	(Z)	7	2	
	MOTOR CARRIER, ICC	230	36	21	36	28	20	(Z)	(Z)	7	2	
	PRIVATE TRUCK	199	81	9	52	50	59	(Z)	(Z)	6	1	
	AIR	22	2	1	42	40	34	(Z)	(Z)	1	(Z)	
	WATER	39	2	2	65	32	30	(Z)	(Z)	(Z)	(Z)	
	PARCEL DELIVERY	34	1	(Z)	23	31	99	-	-	-	-	
	OTHER AND UNKNOWN	34	1	(Z)	23	31	99	-	-	-	-	
36221	INDUSTRIAL CONTROLS AND PARTS *	2 685	246	139	14	20	21	16	5	25	10	
	RAIL	3	2	5	59	90	94	-	-	-	-	
	MOTOR CARRIER	1 681	142	101	16	23	22	5	3	13	5	
	MOTOR CARRIER, ICC	1 665	141	(Z)	16	23	22	5	3	12	5	
	MOTOR CARRIER, NON=ICC	16	1	(Z)	68	67	64	-	-	1	(Z)	
	PRIVATE TRUCK	551	79	19	30	27	24	11	2	9	3	
	AIR	190	12	9	37	52	51	(Z)	(Z)	1	(Z)	
	WATER	(Z)	(Z)	(Z)	-	-	-	-	-	(Z)	(Z)	
	PARCEL DELIVERY	176	5	4	16	19	21	(Z)	(Z)	1	(Z)	
	OTHER AND UNKNOWN	84	6	1	28	27	40	(Z)	(Z)	1	1	
36223	WELDING APPARATUS	1 090	507	240	10	18	14	10	5	83	31	
	RAIL	62	24	17	24	28	31	-	-	14	11	
	MOTOR CARRIER	744	401	197	12	21	17	10	4	53	17	
	MOTOR CARRIER, ICC	734	398	192	12	21	17	10	4	53	17	
	MOTOR CARRIER, NON=ICC	10	4	4	49	66	63	-	-	(Z)	(Z)	
	PRIVATE TRUCK	73	21	3	45	47	49	(Z)	(Z)	13	1	
	AIR	44	1	1	81	44	52	(Z)	(Z)	(Z)	(Z)	
	WATER	18	10	13	81	80	65	-	-	1	1	
	PARCEL DELIVERY	77	3	2	34	33	25	(Z)	(Z)	1	(Z)	
	OTHER AND UNKNOWN	71	47	8	10	31	38	-	-	2	2	
36231	ARC AND RESISTANCE WELDING MACHINES AND ACCESSORIES	637	151	82	16	23	14	5	3	40	22	
	RAIL	58	19	13	23	24	26	-	-	14	11	
	MOTOR CARRIER	388	108	61	15	25	21	4	2	13	9	
	MOTOR CARRIER, ICC	379	104	57	15	26	23	4	2	13	9	
	MOTOR CARRIER, NON=ICC	9	3	4	53	69	68	-	-	(Z)	(Z)	
	PRIVATE TRUCK	56	17	2	56	60	66	(Z)	(Z)	10	(Z)	
	AIR	42	1	1	85	61	73	(Z)	(Z)	(Z)	(Z)	
	WATER	8	1	1	90	74	80	-	-	1	1	
	PARCEL DELIVERY	67	3	1	40	40	19	(Z)	(Z)	(Z)	(Z)	
	OTHER AND UNKNOWN	19	4	4	33	60	76	-	-	1	1	
36232	ARC WELDING ELECTRODES	453	356	158	17	23	22	5	2	43	10	
	RAIL	5	5	4	100	100	100	-	-	-	-	
	MOTOR CARRIER	356	294	136	20	27	24	5	2	40	8	
	MOTOR CARRIER, ICC	355	293	135	20	27	24	5	2	40	8	
	MOTOR CARRIER, NON=ICC	1	(Z)	(Z)	54	65	67	-	-	-	-	
	PRIVATE TRUCK	17	4	1	72	43	32	-	-	3	(Z)	
	AIR	3	(Z)	(Z)	60	61	66	(Z)	(Z)	-	-	
	WATER	10	9	12	87	81	67	-	-	-	-	
	PARCEL DELIVERY	10	1	(Z)	37	44	56	(Z)	(Z)	(Z)	(Z)	
	OTHER AND UNKNOWN	53	44	5	8	25	35	-	-	1	1	
36241	CARBON AND GRAPHITE PRODUCTS, ELECTRICAL APPLICATION *	674	709	347	13	35	33	2	1	113	34	
	RAIL	155	261	161	32	55	41	-	-	10	5	
	MOTOR CARRIER	394	237	88	9	13	16	2	1	93	27	
	MOTOR CARRIER, ICC	388	233	87	9	14	16	2	1	93	27	
	MOTOR CARRIER, NON=ICC	6	4	1	21	21	26	-	-	-	-	
	PRIVATE TRUCK	26	32	8	30	24	22	-	-	10	1	
	AIR	10	(Z)	(Z)	37	40	36	(Z)	(Z)	(Z)	(Z)	
	WATER	36	178	90	100	100	100	-	-	-	-	
	PARCEL DELIVERY	50	1	(Z)	22	25	26	(Z)	(Z)	(Z)	(Z)	
	OTHER AND UNKNOWN	3	(Z)	(Z)	54	57	99	-	-	-	-	
36249	MISCELLANEOUS ELECTRICAL INDUSTRIAL APPARATUS	835	103	69	14	15	14	4	4	21	7	
	RAIL	10	3	5	98	99	100	-	-	(Z)	(Z)	
	MOTOR CARRIER	568	78	54	16	14	13	3	3	15	5	
	MOTOR CARRIER, ICC	563	78	(Z)	16	14	13	3	3	15	5	
	MOTOR CARRIER, NON=ICC	5	(Z)	(Z)	87	73	70	-	-	(Z)	(Z)	
	PRIVATE TRUCK	99	15	6	36	45	35	(Z)	(Z)	4	1	
	AIR	72	3	3	31	28	27	(Z)	(Z)	1	(Z)	
	WATER	57	2	2	31	28	45	(Z)	(Z)	(Z)	(Z)	
	PARCEL DELIVERY	29	3	(Z)	26	38	84	1	(Z)	(Z)	(Z)	
	OTHER AND UNKNOWN	29	3	(Z)	26	38	84	1	(Z)	(Z)	(Z)	
36291	CAPACITORS FOR INDUSTRIAL USE (EXCEPT ELECTRONIC)	127	25	18	18	21	26	1	(Z)	5	1	
	MOTOR CARRIER	92	19	15	24	27	32	1	(Z)	4	1	
	MOTOR CARRIER, ICC	92	19	15	24	27	32	1	(Z)	4	1	
	MOTOR CARRIER, NON=ICC	(Z)	(Z)	(Z)	100	100	100	-	-	-	-	
	PRIVATE TRUCK	20	4	3	49	50	53	-	-	(Z)	(Z)	
	AIR	5	1	(Z)	43	57	47	(Z)	(Z)	1	(Z)	
	WATER	5	(Z)	(Z)	33	23	28	(Z)	(Z)	(Z)	(Z)	
	PARCEL DELIVERY	5	(Z)	(Z)	33	23	28	(Z)	(Z)	(Z)	(Z)	
	OTHER AND UNKNOWN	5	1	-	-	-	-	-	-	-	-	
36292	RECTIFYING APPARATUS AND PARTS	306	31	22	30	33	33	2	3	6	3	
	RAIL	10	3	5	100	100	100	-	-	(Z)	(Z)	
	MOTOR CARRIER	202	23	14	33	35	31	2	2	4	2	

TONS (THOUSANDS) AND TON-MILES (MILLIONS) BY DIVISION OF DESTINATION--CON.

EAST NORTH CENTRAL		WEST NORTH CENTRAL		SOUTH ATLANTIC		EAST SOUTH CENTRAL		WEST SOUTH CENTRAL		MOUNTAIN		PACIFIC		ESTI-NATION UNKNOWN	TCC CODE AND MOT
TONS	TON-MILES	TONS	TON-MILES	TONS	TON-MILES	TONS	TON-MILES	TONS	TON-MILES	TONS	TON-MILES	TONS	TON-MILES	TONS	
-	-	-	-	-	-	-	-	-	-	-	-	-	-	-	36215
22	2	1	(Z)	6	2	5	2	1	1	11	17	1	2	-	RAIL
21	2	1	(Z)	6	2	5	2	1	1	11	17	1	2	-	M.C.
2	(Z)	-	-	-	-	-	-	-	(Z)	-	-	-	-	-	ICC
8	2	(Z)	(Z)	-	-	19	6	1	(Z)	-	-	-	-	-	N-ICC
(Z)	(Z)	-	-	(Z)	(Z)	-	-	(Z)	(Z)	-	-	(Z)	(Z)	-	P.T.
(Z)	(Z)	(Z)	(Z)	(Z)	(Z)	(Z)	(Z)	(Z)	(Z)	(Z)	(Z)	(Z)	(Z)	-	AIR
-	-	-	-	-	-	-	-	-	-	-	-	-	-	-	WATER
-	-	-	-	-	-	-	-	(Z)	(Z)	(Z)	(Z)	(Z)	(Z)	-	P.O.
-	-	-	-	-	-	-	-	(Z)	(Z)	-	-	-	-	8	OT-UK
36	14	34	4	17	3	12	2	5	3	2	4	3	4	1	36216
1	2	1	1	1	1	-	-	-	-	1	1	(Z)	1	-	RAIL
14	7	1	1	3	1	4	1	3	3	2	2	2	3	-	M.C.
14	7	1	1	3	1	4	1	3	3	2	2	2	3	-	ICC
20	4	32	2	13	1	7	(Z)	2	(Z)	-	-	(Z)	(Z)	-	P.T.
(Z)	(Z)	1	(Z)	(Z)	(Z)	(Z)	(Z)	(Z)	(Z)	(Z)	(Z)	(Z)	(Z)	-	AIR
1	1	(Z)	(Z)	(Z)	(Z)	(Z)	(Z)	(Z)	(Z)	(Z)	(Z)	(Z)	(Z)	-	WATER
(Z)	(Z)	(Z)	(Z)	-	-	(Z)	(Z)	-	-	-	-	(Z)	(Z)	1	P.O.
-	-	-	-	-	-	-	-	-	-	-	-	-	-	-	OT-UK
61	21	35	9	31	17	33	12	17	14	7	10	19	41	2	36221
-	-	-	-	-	-	-	-	(Z)	(Z)	-	-	2	5	-	RAIL
39	10	17	9	26	16	6	3	15	13	7	9	15	33	(Z)	M.C.
39	10	17	9	26	16	6	3	15	13	7	9	15	33	(Z)	ICC
(Z)	(Z)	(Z)	(Z)	(Z)	(Z)	(Z)	(Z)	(Z)	(Z)	-	-	-	-	-	N-ICC
9	2	17	(Z)	4	1	27	9	1	(Z)	1	1	1	1	(Z)	P.T.
10	8	(Z)	(Z)	(Z)	(Z)	(Z)	(Z)	(Z)	(Z)	(Z)	(Z)	(Z)	(Z)	(Z)	AIR
-	-	-	-	-	-	-	-	-	-	-	-	-	-	-	WATER
1	(Z)	(Z)	(Z)	1	1	(Z)	(Z)	1	1	(Z)	(Z)	1	1	-	P.O.
2	(Z)	(Z)	(Z)	(Z)	(Z)	-	-	(Z)	(Z)	-	-	(Z)	(Z)	2	OT-UK
111	26	47	25	125	53	30	15	30	34	7	9	22	43	41	3623
5	2	(Z)	(Z)	2	1	-	-	2	3	(Z)	(Z)	(Z)	(Z)	-	RAIL
99	23	46	23	120	49	28	14	20	21	7	9	19	37	(Z)	M.C.
99	23	46	23	117	45	28	14	20	21	7	9	18	36	(Z)	ICC
(Z)	(Z)	(Z)	(Z)	3	3	-	-	(Z)	(Z)	-	-	1	1	-	N-ICC
5	1	(Z)	(Z)	(Z)	(Z)	2	1	(Z)	(Z)	-	-	(Z)	(Z)	-	P.T.
(Z)	(Z)	(Z)	(Z)	(Z)	(Z)	(Z)	(Z)	(Z)	(Z)	(Z)	(Z)	(Z)	(Z)	-	AIR
-	-	-	-	-	-	-	-	6	7	-	-	3	5	-	WATER
1	(Z)	(Z)	(Z)	1	(Z)	(Z)	(Z)	1	(Z)	(Z)	(Z)	(Z)	(Z)	(Z)	P.O.
1	(Z)	(Z)	(Z)	2	3	(Z)	(Z)	1	2	-	-	(Z)	(Z)	41	OT-UK
58	10	10	5	13	10	4	2	11	11	2	3	8	17	1	36231
5	2	(Z)	(Z)	-	-	-	-	-	-	(Z)	(Z)	(Z)	(Z)	-	RAIL
47	7	9	5	11	7	3	1	10	11	2	2	8	16	(Z)	M.C.
47	7	9	5	8	4	3	1	10	11	2	2	7	16	(Z)	ICC
(Z)	(Z)	(Z)	(Z)	3	3	-	-	-	-	-	-	(Z)	1	-	N-ICC
5	1	(Z)	(Z)	(Z)	(Z)	1	1	(Z)	(Z)	-	-	(Z)	(Z)	-	P.T.
(Z)	(Z)	(Z)	(Z)	(Z)	(Z)	(Z)	(Z)	(Z)	(Z)	(Z)	(Z)	(Z)	(Z)	-	AIR
-	-	-	-	-	-	-	-	-	-	-	-	-	-	-	WATER
1	(Z)	(Z)	(Z)	(Z)	(Z)	(Z)	(Z)	(Z)	(Z)	(Z)	(Z)	(Z)	(Z)	(Z)	P.O.
(Z)	(Z)	-	-	2	3	(Z)	(Z)	-	-	-	-	(Z)	(Z)	(Z)	OT-UK
53	16	37	20	112	43	26	13	20	23	5	6	15	26	41	36232
52	15	36	18	109	41	25	12	10	10	5	6	11	21	-	RAIL
52	15	36	18	109	41	25	12	10	10	5	6	11	21	-	M.C.
-	-	-	-	(Z)	(Z)	(Z)	(Z)	(Z)	(Z)	-	-	(Z)	(Z)	-	ICC
(Z)	(Z)	(Z)	(Z)	(Z)	(Z)	1	(Z)	(Z)	(Z)	-	-	(Z)	(Z)	-	N-ICC
-	-	-	-	(Z)	(Z)	-	-	-	-	(Z)	(Z)	(Z)	(Z)	-	P.T.
-	-	-	-	(Z)	(Z)	-	-	-	-	-	-	(Z)	(Z)	-	AIR
(Z)	(Z)	(Z)	(Z)	(Z)	(Z)	-	-	6	7	-	-	3	5	-	WATER
(Z)	(Z)	(Z)	(Z)	(Z)	(Z)	(Z)	(Z)	(Z)	(Z)	(Z)	(Z)	(Z)	(Z)	-	P.O.
(Z)	1	1	1	(Z)	(Z)	-	-	1	2	-	-	(Z)	(Z)	41	OT-UK
110	38	40	22	53	30	224	110	130	48	16	24	22	41	(Z)	36241
21	12	29	16	26	20	23	12	121	40	15	24	16	31	-	RAIL
76	23	11	6	22	7	20	8	8	7	(Z)	(Z)	5	9	-	M.C.
76	23	11	6	22	7	16	7	8	7	(Z)	(Z)	5	9	-	ICC
(Z)	(Z)	-	-	-	-	4	1	(Z)	(Z)	-	-	-	-	-	N-ICC
13	2	(Z)	(Z)	5	3	2	(Z)	1	1	-	-	1	1	-	P.T.
(Z)	(Z)	(Z)	(Z)	(Z)	(Z)	(Z)	(Z)	(Z)	(Z)	(Z)	(Z)	(Z)	(Z)	-	AIR
-	-	-	-	-	-	178	90	-	-	-	-	-	-	-	WATER
(Z)	(Z)	(Z)	(Z)	(Z)	(Z)	(Z)	(Z)	(Z)	(Z)	(Z)	(Z)	(Z)	(Z)	-	P.O.
(Z)	(Z)	-	-	(Z)	(Z)	-	-	-	-	-	-	-	-	(Z)	OT-UK
24	11	13	9	14	7	7	6	8	7	2	3	9	15	1	3629
21	10	10	8	9	5	5	4	7	7	2	3	5	9	-	RAIL
21	10	10	8	9	5	5	4	7	7	2	3	5	9	(Z)	M.C.
-	-	(Z)	(Z)	-	-	-	-	(Z)	(Z)	-	-	-	-	(Z)	ICC
2	1	2	1	4	1	2	2	(Z)	(Z)	(Z)	(Z)	(Z)	(Z)	-	N-ICC
1	(Z)	(Z)	(Z)	(Z)	(Z)	(Z)	(Z)	(Z)	(Z)	(Z)	(Z)	(Z)	1	-	P.T.
1	(Z)	(Z)	(Z)	(Z)	(Z)	(Z)	(Z)	(Z)	(Z)	(Z)	(Z)	(Z)	(Z)	-	AIR
(Z)	(Z)	(Z)	(Z)	-	-	-	-	(Z)	(Z)	(Z)	(Z)	(Z)	(Z)	-	WATER
-	-	-	-	-	-	-	-	-	-	-	-	-	-	-	P.O.
-	-	-	-	-	-	-	-	-	-	-	-	-	-	1	OT-UK
5	3	6	6	2	1	4	3	(Z)	1	(Z)	(Z)	1	3	1	36291
5	3	5	5	2	1	1	1	(Z)	1	(Z)	(Z)	1	3	-	M.C.
5	3	5	5	2	1	1	1	(Z)	1	(Z)	(Z)	1	3	-	ICC
(Z)	(Z)	1	1	1	(Z)	2	1	(Z)	-	-	-	-	-	-	N-ICC
(Z)	(Z)	-	-	(Z)	(Z)	(Z)	(Z)	-	-	-	-	(Z)	(Z)	-	P.T.
(Z)	(Z)	(Z)	(Z)	(Z)	(Z)	(Z)	(Z)	-	-	-	-	(Z)	(Z)	-	AIR
-	-	-	-	-	-	-	-	-	-	-	-	-	-	-	WATER
-	-	-	-	-	-	-	-	-	-	-	-	-	-	-	P.O.
-	-	-	-	-	-	-	-	-	-	-	-	-	-	1	OT-UK
9	3	3	1	4	2	(Z)	(Z)	2	2	1	1	4	7	(Z)	36292
-	-	-	-	-	-	-	-	-	-	-	-	2	5	-	RAIL
8	3	2	1	2	1	(Z)	(Z)	2	2	(Z)	(Z)	2	2	-	M.C.

TABLE 2. SHIPMENTS BY MANUFACTURING ESTABLISHMENTS--COMMODITIES AND MEANS OF TRANSPORT BY DESTINATION: 1977--CON.

TCC CODE	COMMODITY AND MEANS OF TRANSPORT	ALL SHIPMENTS						TONS (THOUSANDS) AND TON-MILES (MILLIONS) BY DIVISION OF DESTINATION					
		VALUE (MILLION DOLLARS) (A)	TONS (THOU- SANDS) (B)	TON- MILES (MIL- LIONS) (C)	STANDARD ERROR (PERCENT) FOR COLUMNS--			NEW ENGLAND		MIDDLE ATLANTIC			
					(A)	(B)	(C)	TONS	TON- MILES	TONS	TON- MILES		
36292	RECTIFYING APPARATUS AND PARTS												
	MOTOR CARRIER, ICC	202	23	14	33	35	31	2	2	4	2		
	PRIVATE TRUCK	32	4	1	60	86	82	(Z)	(Z)	2	(Z)		
	AIR	25	1	1	54	47	47	(Z)	(Z)	(Z)	(Z)		
	PARCEL DELIVERY	29	1	1	51	55	80	(Z)	(Z)	(Z)	(Z)		
	OTHER AND UNKNOWN	8	(Z)	(Z)	12	12	78	-	-	-	-		
36299	ELECTRICAL INDUSTRIAL APPARATUS, NEC	402	47	29	14	22	17	2	1	10	3		
	RAIL	(Z)	(Z)	(Z)	100	100	100	-	-	(Z)	(Z)		
	MOTOR CARRIER	274	36	25	17	18	15	1	1	7	2		
	MOTOR CARRIER, ICC	269	36	25	18	18	15	1	1	7	2		
	MOTOR CARRIER, NON=ICC	5	(Z)	(Z)	88	74	70	-	-	(Z)	(Z)		
	PRIVATE TRUCK	46	7	2	48	63	60	(Z)	(Z)	2	(Z)		
	AIR	43	1	1	40	31	41	(Z)	(Z)	(Z)	(Z)		
	PARCEL DELIVERY	22	1	(Z)	21	25	35	(Z)	(Z)	(Z)	(Z)		
	OTHER AND UNKNOWN	16	2	(Z)	42	58	84	1	(Z)	(Z)	(Z)		
363	HOUSEHOLD APPLIANCES	10 998	4 136	2 075	6	9	5	79	69	309	198		
	RAIL	2 654	1 235	1 131	5	4	5	37	30	122	86		
	MOTOR CARRIER	4 980	1 557	736	6	5	9	36	35	143	82		
	MOTOR CARRIER, ICC	4 684	1 444	726	7	6	9	35	35	138	80		
	MOTOR CARRIER, NON-ICC	296	113	10	16	19	36	1	(Z)	5	2		
	PRIVATE TRUCK	1 709	631	178	14	14	11	6	4	42	29		
	AIR	43	4	3	24	37	26	(Z)	(Z)	(Z)	(Z)		
	WATER	12	2	4	44	77	92	-	-	(Z)	(Z)		
	PARCEL DELIVERY	95	9	6	15	17	17	(Z)	(Z)	1	1		
	OTHER AND UNKNOWN	1 504	696	18	30	40	37	(Z)	(Z)	1	1		
36311	HOUSEHOLD RANGES, OVENS, AND PARTS, ALL TYPES *	1 980	677	382	10	11	12	14	12	57	38		
	RAIL	379	149	172	11	10	14	1	1	21	13		
	MOTOR CARRIER	798	253	155	12	18	18	10	9	21	12		
	MOTOR CARRIER, ICC	770	243	153	10	16	18	10	9	21	12		
	MOTOR CARRIER, NON-ICC	29	10	2	86	93	98	-	-	-	-		
	PRIVATE TRUCK	357	141	47	12	13	21	3	2	15	13		
	AIR	4	(Z)	(Z)	80	55	48	-	-	(Z)	(Z)		
	WATER	6	2	4	89	89	99	-	-	-	-		
	PARCEL DELIVERY	5	1	1	37	49	42	(Z)	(Z)	(Z)	(Z)		
	OTHER AND UNKNOWN	431	130	3	40	31	56	-	-	(Z)	(Z)		
36321	HOUSEHOLD REFRIGERATORS AND FREEZERS, ALL TYPES *	2 048	976	466	18	17	7	12	11	70	46		
	RAIL	997	473	394	5	5	8	11	10	57	38		
	MOTOR CARRIER	430	213	67	5	4	8	1	1	12	9		
	MOTOR CARRIER, ICC	311	151	64	7	6	8	1	1	11	8		
	MOTOR CARRIER, NON-ICC	119	62	3	5	5	22	-	-	1	1		
	PRIVATE TRUCK	99	52	3	14	14	17	(Z)	(Z)	(Z)	(Z)		
	PARCEL DELIVERY	13	(Z)	(Z)	51	47	45	(Z)	(Z)	(Z)	(Z)		
	OTHER AND UNKNOWN	509	238	2	73	70	85	-	-	-	-		
3633	HOUSEHOLD LAUNDRY EQUIPMENT	1 709	1 005	387	15	23	7	20	15	50	31		
	RAIL	451	251	250	7	7	9	14	9	20	15		
	MOTOR CARRIER	856	453	132	10	9	10	6	6	29	16		
	MOTOR CARRIER, ICC	856	453	132	10	9	10	6	6	29	16		
	PRIVATE TRUCK	56	30	3	17	18	47	-	-	(Z)	(Z)		
	AIR	8	1	(Z)	61	62	60	-	-	-	-		
	PARCEL DELIVERY	4	(Z)	(Z)	43	25	28	(Z)	(Z)	(Z)	(Z)		
	OTHER AND UNKNOWN	333	270	1	72	86	84	-	-	-	-		
36331	HOUSEHOLD WASHING MACHINES, DRYERS, AND PARTS	1 420	910	359	18	26	6	20	15	47	29		
	RAIL	416	228	234	8	8	9	14	9	18	14		
	MOTOR CARRIER	693	410	122	8	10	11	6	6	28	15		
	MOTOR CARRIER, ICC	693	410	122	8	10	11	6	6	28	15		
	PRIVATE TRUCK	46	25	1	17	18	53	-	-	-	-		
	PARCEL DELIVERY	2	(Z)	(Z)	47	33	37	(Z)	(Z)	(Z)	(Z)		
	OTHER AND UNKNOWN	263	247	1	92	94	84	-	-	-	-		
36332	OTHER HOUSEHOLD LAUNDRY EQUIPMENT AND PARTS	290	95	28	27	14	16	(Z)	(Z)	3	1		
	RAIL	35	23	16	23	21	20	-	-	2	1		
	MOTOR CARRIER	163	43	10	42	21	25	-	-	1	(Z)		
	MOTOR CARRIER, ICC	163	43	10	42	21	25	-	-	1	(Z)		
	PRIVATE TRUCK	10	6	2	60	57	74	-	-	(Z)	(Z)		
	AIR	8	1	(Z)	61	62	60	-	-	-	-		
	PARCEL DELIVERY	3	(Z)	(Z)	75	45	34	(Z)	(Z)	(Z)	(Z)		
	OTHER AND UNKNOWN	70	23	-	16	16	-	-	-	-	-		
3634	ELECTRIC HOUSEWARES AND FANS	2 755	564	305	13	18	15	9	10	42	25		
	RAIL	213	37	35	34	42	34	-	-	3	2		
	MOTOR CARRIER	1 664	303	218	16	15	15	8	9	31	19		
	MOTOR CARRIER, ICC	1 654	301	217	16	15	15	8	9	31	19		
	MOTOR CARRIER, NON-ICC	10	2	(Z)	33	35	26	-	-	(Z)	(Z)		
	PRIVATE TRUCK	785	203	42	33	41	32	1	1	7	4		
	AIR	11	2	1	38	51	39	(Z)	(Z)	(Z)	(Z)		
	WATER	(Z)	(Z)	(Z)	100	100	100	-	-	-	-		
	PARCEL DELIVERY	38	5	4	26	24	22	(Z)	(Z)	1	(Z)		
	OTHER AND UNKNOWN	44	13	4	34	63	89	(Z)	(Z)	-	-		
36341	ELECTRIC FANS	221	75	47	38	36	44	2	1	6	3		
	RAIL	68	23	15	73	67	75	-	-	3	1		
	MOTOR CARRIER	118	41	28	28	28	30	2	1	3	1		
	MOTOR CARRIER, ICC	115	41	28	29	28	30	2	1	3	1		
	MOTOR CARRIER, NON=ICC	3	(Z)	(Z)	73	82	78	-	-	-	-		
	PRIVATE TRUCK	19	8	4	16	26	34	-	-	1	(Z)		
	PARCEL DELIVERY	2	(Z)	(Z)	39	25	28	(Z)	(Z)	(Z)	(Z)		
	OTHER AND UNKNOWN	14	2	-	23	23	-	-	-	-	-		
36343	SMALL ELECTRIC COOKING AND HEATING APPLIANCES	1 030	259	133	19	20	21	3	3	16	10		
	RAIL	44	6	8	46	43	50	-	-	(Z)	(Z)		
	MOTOR CARRIER	576	137	94	26	23	26	2	2	10	7		



TONS (THOUSANDS) AND TON-MILES (MILLIONS) BY DIVISION OF ORIGIN--CON.

EAST NORTH CENTRAL		WEST NORTH CENTRAL		SOUTH ATLANTIC		EAST SOUTH CENTRAL		WEST SOUTH CENTRAL		MOUNTAIN		PACIFIC		ORIGIN UNKNOWN	TCC CODE AND MOT
TONS	TON-MILES	TONS	TON-MILES	TONS	TON-MILES	TONS	TON-MILES	TONS	TON-MILES	TONS	TON-MILES	TONS	TON-MILES	TONS	
8	3	2	1	2	1	(Z)	(Z)	2	2	(Z)	(Z)	2	2	-	36292
(Z)	(Z)	-	-	1	(Z)	(Z)	(Z)	(Z)	-	(Z)	(Z)	-	-	-	ICC
(Z)	(Z)	(Z)	(Z)	(Z)	(Z)	-	-	(Z)	(Z)	(Z)	(Z)	(Z)	1	-	P.T.
(Z)	(Z)	(Z)	(Z)	(Z)	(Z)	(Z)	(Z)	(Z)	(Z)	(Z)	(Z)	(Z)	(Z)	-	AIR
(Z)	(Z)	-	-	-	-	-	-	-	-	-	-	(Z)	(Z)	-	P.O.
(Z)	(Z)	-	-	-	-	-	-	-	-	-	-	(Z)	(Z)	(Z)	OT-UK
9	5	4	2	8	4	4	3	5	5	1	2	3	5	(Z)	36299
-	-	-	-	-	-	-	-	-	-	-	-	-	-	-	RAIL
8	4	3	1	5	3	4	3	5	4	1	2	3	4	(Z)	M.C.
8	4	3	1	5	3	4	3	5	4	1	2	3	4	(Z)	ICC
-	-	(Z)	(Z)	-	-	-	-	(Z)	(Z)	-	-	-	-	-	N-ICC
1	(Z)	1	(Z)	2	1	(Z)	(Z)	(Z)	(Z)	-	-	(Z)	(Z)	-	P.T.
(Z)	(Z)	(Z)	(Z)	(Z)	(Z)	(Z)	(Z)	(Z)	(Z)	(Z)	(Z)	(Z)	(Z)	(Z)	AIR
(Z)	(Z)	(Z)	(Z)	(Z)	(Z)	(Z)	(Z)	(Z)	(Z)	(Z)	(Z)	(Z)	(Z)	-	P.O.
-	-	(Z)	(Z)	-	-	-	-	(Z)	(Z)	-	-	(Z)	(Z)	(Z)	OT-UK
1 104	222	330	118	585	305	744	73	351	244	166	197	426	647	43	363
117	41	101	43	196	136	66	22	214	159	93	115	289	501	(Z)	RAIL
638	139	161	55	237	137	100	36	90	60	63	75	88	116	2	M.C.
578	137	143	53	237	137	87	36	90	60	63	75	71	113	2	ICC
60	2	17	2	(Z)	(Z)	13	(Z)	-	-	(Z)	(Z)	17	3	-	N-ICC
235	37	66	19	120	31	66	11	45	23	9	6	42	18	-	P.T.
1	(Z)	1	1	1	1	(Z)	(Z)	(Z)	(Z)	(Z)	(Z)	(Z)	(Z)	(Z)	AIR
(Z)	(Z)	-	-	(Z)	(Z)	-	-	(Z)	(Z)	-	-	1	3	-	WATER
3	1	1	(Z)	1	1	1	(Z)	1	1	(Z)	(Z)	1	2	-	P.O.
110	4	(Z)	(Z)	30	(Z)	511	4	(Z)	(Z)	1	1	4	8	40	OT-UK
159	29	42	23	106	40	108	12	71	52	25	30	90	146	4	36311
4	1	13	6	19	13	2	1	25	22	6	7	56	108	(Z)	RAIL
60	18	23	12	41	21	21	7	33	24	18	23	26	29	-	M.C.
59	18	23	12	41	21	21	7	33	24	18	23	26	29	-	ICC
1	(Z)	(Z)	(Z)	-	-	-	-	-	-	-	-	9	2	-	N-ICC
72	9	6	5	15	6	12	2	12	6	(Z)	(Z)	5	4	-	P.T.
(Z)	(Z)	(Z)	(Z)	(Z)	(Z)	(Z)	(Z)	(Z)	(Z)	-	-	(Z)	(Z)	(Z)	AIR
(Z)	(Z)	-	-	(Z)	(Z)	-	-	-	-	-	-	2	4	-	WATER
1	(Z)	(Z)	(Z)	(Z)	(Z)	(Z)	(Z)	(Z)	(Z)	(Z)	(Z)	2	4	-	P.O.
22	(Z)	(Z)	(Z)	30	(Z)	73	1	-	-	(Z)	(Z)	73	(Z)	4	OT-UK
299	43	73	16	107	74	200	16	87	57	19	22	107	180	2	36321
52	15	36	13	84	57	32	12	79	53	18	22	105	175	-	RAIL
123	27	36	3	23	17	5	2	8	4	1	1	3	5	2	M.C.
73	25	25	2	23	17	5	2	8	4	1	1	3	5	2	ICC
50	2	11	(Z)	-	-	-	-	-	-	-	-	-	-	-	N-ICC
49	2	1	(Z)	1	(Z)	1	(Z)	(Z)	(Z)	(Z)	(Z)	(Z)	(Z)	-	P.T.
(Z)	(Z)	(Z)	(Z)	(Z)	(Z)	(Z)	(Z)	(Z)	(Z)	(Z)	(Z)	(Z)	(Z)	-	P.O.
75	(Z)	-	-	-	-	162	2	(Z)	(Z)	-	-	-	-	(Z)	OT-UK
354	43	74	31	67	46	273	16	53	47	23	31	68	128	23	3633
11	4	33	16	43	32	13	6	43	38	17	22	56	107	-	RAIL
310	38	39	14	24	13	17	7	10	8	6	9	12	20	-	M.C.
310	38	39	14	24	13	17	7	10	8	6	9	12	20	-	ICC
26	1	2	1	-	-	3	1	-	-	-	-	-	-	-	P.T.
1	(Z)	-	-	(Z)	(Z)	(Z)	(Z)	(Z)	(Z)	(Z)	(Z)	(Z)	(Z)	-	AIR
(Z)	(Z)	(Z)	(Z)	(Z)	(Z)	(Z)	(Z)	(Z)	(Z)	(Z)	(Z)	(Z)	(Z)	-	P.O.
7	(Z)	-	-	-	-	240	1	-	-	-	-	-	-	23	OT-UK
310	36	72	30	53	35	268	14	49	43	23	30	68	127	-	36331
7	3	32	15	31	23	13	6	41	36	16	21	56	107	-	RAIL
274	32	38	14	23	12	14	6	9	7	6	9	12	20	-	M.C.
274	32	38	14	23	12	14	6	9	7	6	9	12	20	-	ICC
22	(Z)	2	1	-	-	1	(Z)	-	-	-	-	-	-	-	P.T.
(Z)	(Z)	(Z)	(Z)	(Z)	(Z)	(Z)	(Z)	(Z)	(Z)	(Z)	(Z)	(Z)	(Z)	-	P.O.
7	(Z)	-	-	-	-	240	1	-	-	-	-	-	-	-	OT-UK
44	8	2	1	14	11	5	2	4	4	1	1	(Z)	(Z)	23	36332
3	1	1	1	12	9	1	3	3	2	1	1	-	-	-	RAIL
36	6	1	(Z)	1	1	2	1	1	1	(Z)	(Z)	(Z)	(Z)	-	M.C.
36	6	1	(Z)	1	1	2	1	1	1	(Z)	(Z)	(Z)	(Z)	-	ICC
4	1	(Z)	(Z)	-	-	2	1	-	-	-	-	-	-	-	P.T.
1	(Z)	-	-	(Z)	(Z)	(Z)	(Z)	(Z)	(Z)	(Z)	(Z)	(Z)	(Z)	-	AIR
(Z)	(Z)	(Z)	(Z)	(Z)	(Z)	-	-	(Z)	(Z)	(Z)	(Z)	(Z)	(Z)	-	P.O.
-	-	-	-	-	-	-	-	-	-	-	-	-	-	23	OT-UK
122	50	82	24	165	70	36	14	41	23	27	31	35	57	5	3634
14	8	1	1	10	10	1	(Z)	1	1	1	2	6	12	-	RAIL
70	32	28	16	71	45	19	11	24	15	26	29	27	41	(Z)	M.C.
70	32	28	16	71	45	19	11	24	15	26	29	27	41	(Z)	ICC
1	(Z)	(Z)	(Z)	(Z)	(Z)	-	-	-	-	(Z)	(Z)	1	(Z)	-	N-ICC
28	7	52	6	82	15	15	2	16	6	(Z)	(Z)	2	3	-	P.T.
(Z)	(Z)	1	1	(Z)	(Z)	-	-	(Z)	(Z)	(Z)	(Z)	(Z)	(Z)	(Z)	AIR
-	-	-	-	(Z)	(Z)	-	-	-	-	-	-	(Z)	(Z)	-	WATER
1	(Z)	(Z)	(Z)	1	1	1	(Z)	(Z)	(Z)	(Z)	(Z)	1	1	-	P.O.
9	4	(Z)	(Z)	(Z)	(Z)	-	-	(Z)	(Z)	(Z)	(Z)	-	-	4	OT-UK
19	8	3	3	24	16	7	2	7	5	1	2	4	8	2	36341
12	6	-	-	9	8	-	-	-	-	-	-	(Z)	(Z)	-	RAIL
4	2	3	3	14	7	4	1	7	5	1	2	3	5	-	M.C.
4	2	3	3	14	7	4	1	7	5	1	2	3	5	-	ICC
(Z)	(Z)	-	-	-	-	-	-	-	-	-	-	-	-	-	N-ICC
2	1	-	-	1	(Z)	3	1	(Z)	(Z)	(Z)	(Z)	1	2	-	P.T.
(Z)	(Z)	(Z)	(Z)	(Z)	(Z)	(Z)	(Z)	(Z)	(Z)	(Z)	(Z)	(Z)	(Z)	-	P.O.
-	-	-	-	-	-	-	-	-	-	-	-	-	-	2	OT-UK
54	19	34	13	65	21	20	9	28	12	21	22	16	25	2	36343
(Z)	(Z)	(Z)	(Z)	(Z)	(Z)	1	(Z)	(Z)	(Z)	1	2	3	6	-	RAIL
36	14	17	9	17	10	9	7	12	6	19	21	13	18	(Z)	M.C.







TABLE 2. SHIPMENTS BY MANUFACTURING ESTABLISHMENTS--COMMODITIES AND MEANS OF TRANSPORT BY DESTINATION: 1977--CON.

TCC CODE	COMMODITY AND MEANS OF TRANSPORT	VALUE (MILLION DOLLARS) (A)	TONS (THOU- SANDS) (B)	TON- MILES (MIL- LIONS) (C)	STANDARD ERROR (PERCENT) FOR COLUMNS--			TONS (THOUSANDS) AND TON-MILES (MILLIONS) BY DIVISION OF DESTINATION			
					(A)	(B)	(C)	NEW ENGLAND		MIDDLE ATLANTIC	
								TONS	TON- MILES	TONS	TON- MILES
364	ELECTRIC LIGHTING AND WIRING EQUIPMENT . . . . .	8 729	2 345	1 393	7	13	9	62	28	394	139
	RAIL . . . . .	756	241	216	16	16	13	7	5	20	10
	MOTOR CARRIER . . . . .	5 208	1 557	969	9	11	10	47	20	253	89
	MOTOR CARRIER, ICC . . . . .	5 093	1 498	961	7	7	10	47	20	251	88
	MOTOR CARRIER, NON-ICC . . . . .	116	59	8	66	85	70	(Z)	(Z)	1	(Z)
	PRIVATE TRUCK . . . . .	1 650	466	156	16	30	20	6	2	113	37
	AIR . . . . .	223	12	11	15	26	22	(Z)	(Z)	1	1
	WATER . . . . .	9	3	6	66	52	55	-	-	-	-
	PARCEL DELIVERY . . . . .	640	35	25	15	16	17	3	1	7	3
	OTHER AND UNKNOWN . . . . .	243	30	9	21	24	30	(Z)	(Z)	(Z)	(Z)
36411	ELECTRIC LAMPS (BULBS ONLY) * . . . . .	1 971	309	185	8	14	18	7	2	83	28
	RAIL . . . . .	207	61	53	28	33	31	2	1	6	3
	MOTOR CARRIER . . . . .	791	160	105	14	16	15	4	1	42	19
	MOTOR CARRIER, ICC . . . . .	788	160	105	14	16	15	4	1	42	19
	MOTOR CARRIER, NON-ICC . . . . .	3	(Z)	(Z)	91	97	95	-	-	(Z)	(Z)
	PRIVATE TRUCK . . . . .	793	83	26	8	9	10	1	(Z)	34	6
	AIR . . . . .	39	1	1	19	32	38	(Z)	(Z)	(Z)	(Z)
	PARCEL DELIVERY . . . . .	110	2	1	40	20	20	(Z)	(Z)	(Z)	(Z)
	OTHER AND UNKNOWN . . . . .	32	1	(Z)	41	24	78	-	-	(Z)	(Z)
3642	LIGHTING FIXTURES . . . . .	3 415	1 017	638	10	21	12	29	14	146	47
	RAIL . . . . .	438	115	104	27	31	25	4	3	4	3
	MOTOR CARRIER . . . . .	2 203	629	440	11	13	13	22	10	102	34
	MOTOR CARRIER, ICC . . . . .	2 164	605	437	10	10	13	22	10	102	34
	MOTOR CARRIER, NON-ICC . . . . .	39	24	2	63	88	73	-	-	-	-
	PRIVATE TRUCK . . . . .	512	241	69	23	45	25	2	1	36	8
	AIR . . . . .	42	5	4	39	53	45	(Z)	(Z)	(Z)	(Z)
	WATER . . . . .	8	3	5	69	53	57	-	-	-	-
	PARCEL DELIVERY . . . . .	155	17	13	28	29	26	1	(Z)	4	2
	OTHER AND UNKNOWN . . . . .	57	8	3	40	55	44	(Z)	(Z)	(Z)	(Z)
36421	ELECTRIC FIXTURES, RESIDENTIAL, COMMERCIAL, INDUSTRIAL	1 951	654	462	10	12	15	25	13	117	31
	RAIL . . . . .	92	30	48	38	39	46	4	3	(Z)	(Z)
	MOTOR CARRIER . . . . .	1 410	458	338	9	11	16	18	9	82	22
	MOTOR CARRIER, ICC . . . . .	1 379	447	336	9	11	16	18	9	82	22
	MOTOR CARRIER, NON-ICC . . . . .	31	11	2	69	83	83	-	-	-	-
	PRIVATE TRUCK . . . . .	308	142	54	28	24	24	2	1	32	8
	AIR . . . . .	17	3	3	67	80	64	-	-	(Z)	(Z)
	WATER . . . . .	8	3	5	69	53	57	-	-	-	-
	PARCEL DELIVERY . . . . .	83	12	10	36	36	29	1	(Z)	3	1
	OTHER AND UNKNOWN . . . . .	33	5	3	62	72	57	-	-	(Z)	(Z)
36424	VEHICULAR LIGHTING EQUIPMENT, ELECTRICAL . . . . .	645	141	69	21	27	31	2	1	8	4
	RAIL . . . . .	287	67	46	37	46	40	-	-	3	3
	MOTOR CARRIER . . . . .	226	48	19	15	22	21	2	1	2	1
	MOTOR CARRIER, ICC . . . . .	226	48	19	15	22	21	2	1	2	1
	PRIVATE TRUCK . . . . .	87	24	3	54	53	47	(Z)	(Z)	3	(Z)
	AIR . . . . .	19	1	1	23	29	33	-	-	(Z)	(Z)
	PARCEL DELIVERY . . . . .	19	1	1	44	59	74	-	-	(Z)	(Z)
	OTHER AND UNKNOWN . . . . .	7	(Z)	(Z)	76	70	60	-	-	-	-
36425	OUTDOOR LIGHTING EQUIPMENT, ALL TYPES . . . . .	425	160	69	29	71	29	1	1	14	9
	RAIL . . . . .	14	2	2	84	100	100	-	-	(Z)	(Z)
	MOTOR CARRIER . . . . .	310	90	58	27	45	32	1	1	12	9
	MOTOR CARRIER, ICC . . . . .	302	77	57	28	36	33	1	1	12	9
	MOTOR CARRIER, NON-ICC . . . . .	8	13	(Z)	100	100	100	-	-	-	-
	PRIVATE TRUCK . . . . .	71	64	8	63	91	44	-	-	1	1
	AIR . . . . .	1	1	1	76	70	59	-	-	-	-
	PARCEL DELIVERY . . . . .	16	1	1	59	51	58	(Z)	(Z)	(Z)	(Z)
	OTHER AND UNKNOWN . . . . .	12	2	(Z)	26	26	100	-	-	-	-
36429	LIGHTING FIXTURES AND PARTS, NEC . . . . .	394	63	39	41	48	42	1	(Z)	7	3
	RAIL . . . . .	45	16	8	86	91	89	-	-	(Z)	(Z)
	MOTOR CARRIER . . . . .	257	33	25	53	54	40	1	(Z)	6	2
	MOTOR CARRIER, ICC . . . . .	257	33	25	53	54	40	1	(Z)	6	2
	PRIVATE TRUCK . . . . .	45	11	4	46	53	66	-	-	(Z)	(Z)
	AIR . . . . .	5	(Z)	(Z)	81	60	63	(Z)	(Z)	(Z)	(Z)
	PARCEL DELIVERY . . . . .	37	2	2	58	85	83	(Z)	(Z)	1	(Z)
	OTHER AND UNKNOWN . . . . .	4	(Z)	1	72	78	83	(Z)	(Z)	(Z)	(Z)
3643	CURRENT-CARRYING WIRING DEVICES . . . . .	2 047	268	154	14	17	19	8	2	43	10
	RAIL . . . . .	24	8	16	54	60	73	-	-	(Z)	(Z)
	MOTOR CARRIER . . . . .	1 331	195	112	16	16	15	6	1	29	8
	MOTOR CARRIER, ICC . . . . .	1 312	190	111	15	16	15	6	1	28	8
	MOTOR CARRIER, NON-ICC . . . . .	20	5	1	48	55	76	(Z)	(Z)	1	(Z)
	PRIVATE TRUCK . . . . .	189	43	14	34	48	58	2	(Z)	12	1
	AIR . . . . .	134	5	6	19	16	18	(Z)	(Z)	1	1
	WATER . . . . .	(Z)	(Z)	(Z)	100	100	100	-	-	-	-
	PARCEL DELIVERY . . . . .	283	8	5	26	37	35	(Z)	(Z)	1	1
	OTHER AND UNKNOWN . . . . .	85	9	1	36	25	35	(Z)	(Z)	-	-
36432	CONVENIENCE AND POWER OUTLETS AND SOCKETS . . . . .	371	65	28	29	34	39	1	(Z)	9	2
	RAIL . . . . .	6	1	1	100	100	100	-	-	-	-
	MOTOR CARRIER . . . . .	240	45	22	40	42	37	1	(Z)	8	2
	MOTOR CARRIER, ICC . . . . .	237	44	21	43	45	41	1	(Z)	8	2
	MOTOR CARRIER, NON-ICC . . . . .	3	1	(Z)	85	89	96	(Z)	(Z)	(Z)	(Z)
	PRIVATE TRUCK . . . . .	36	8	4	64	70	79	(Z)	(Z)	(Z)	(Z)
	AIR . . . . .	9	1	(Z)	47	48	48	(Z)	(Z)	(Z)	(Z)
	PARCEL DELIVERY . . . . .	15	2	1	70	62	59	(Z)	(Z)	(Z)	(Z)
	OTHER AND UNKNOWN . . . . .	65	8	(Z)	29	29	100	-	-	-	-
36433	SWITCHES . . . . .	571	35	19	26	53	44	1	(Z)	4	1
	RAIL . . . . .	3	(Z)	(Z)	100	100	100	-	-	(Z)	(Z)
	MOTOR CARRIER . . . . .	290	20	13	31	38	42	1	(Z)	3	1
	MOTOR CARRIER, ICC . . . . .	289	19	13	31	37	42	1	(Z)	2	(Z)
	MOTOR CARRIER, NON-ICC . . . . .	1	(Z)	(Z)	100	100	100	-	-	(Z)	(Z)

TONS (THOUSANDS) AND TON-MILES (MILLIONS) BY DIVISION OF DESTINATION--CON.

EAST NORTH CENTRAL		WEST NORTH CENTRAL		SOUTH ATLANTIC		EAST SOUTH CENTRAL		WEST SOUTH CENTRAL		MOUNTAIN		PACIFIC		DESTINATION UNKNOWN	TCC CODE AND MOT
TONS	TON-MILES	TONS	TON-MILES	TONS	TON-MILES	TONS	TON-MILES	TONS	TON-MILES	TONS	TON-MILES	TONS	TON-MILES	TONS	
579	222	223	132	293	159	146	58	211	168	64	76	344	411	28	364
56	25	21	10	37	22	17	6	20	15	7	9	56	114	-	RAIL
392	154	185	109	204	115	72	35	139	122	53	61	208	263	5	M.C.
389	154	184	109	204	115	72	35	139	122	53	61	155	257	5	ICC
2	-	1	(Z)	(Z)	(Z)	(Z)	(Z)	(Z)	(Z)	1	(Z)	53	6	-	N-ICC
119	37	13	10	44	17	55	15	43	20	2	3	70	15	-	P.T.
3	1	1	1	3	3	(Z)	(Z)	1	1	1	1	2	4	-	AIR
-	-	1	1	(Z)	(Z)	-	-	1	1	-	-	1	4	-	WATER
9	5	3	2	3	2	2	2	3	3	1	2	4	7	1	P.D.
(Z)	(Z)	(Z)	(Z)	(Z)	(Z)	(Z)	(Z)	4	5	(Z)	(Z)	3	4	23	OT-UK
77	30	27	13	41	23	19	9	23	17	3	4	29	59	1	36411
5	2	6	4	12	6	6	2	8	6	1	1	16	28	-	RAIL
42	20	19	9	27	15	6	4	7	9	2	3	11	25	1	M.C.
42	20	19	9	27	15	6	4	7	9	2	3	11	25	1	ICC
(Z)	(Z)	-	-	-	-	-	-	-	-	-	-	-	-	-	N-ICC
29	7	1	1	2	1	6	2	7	2	(Z)	(Z)	2	6	-	P.T.
(Z)	(Z)	(Z)	(Z)	(Z)	(Z)	(Z)	(Z)	(Z)	(Z)	(Z)	(Z)	(Z)	(Z)	-	AIR
1	(Z)	(Z)	(Z)	(Z)	(Z)	(Z)	(Z)	(Z)	(Z)	(Z)	(Z)	(Z)	(Z)	-	P.D.
(Z)	(Z)	(Z)	(Z)	-	-	-	-	-	-	-	-	(Z)	(Z)	1	OT-UK
231	90	73	60	135	70	59	21	109	82	36	44	191	209	8	3642
46	19	10	4	9	5	7	2	5	4	3	5	27	58	-	RAIL
119	50	51	46	91	51	29	13	78	63	31	36	103	137	2	M.C.
119	50	51	46	91	51	29	13	78	63	30	36	80	135	2	ICC
(Z)	(Z)	-	-	(Z)	(Z)	(Z)	(Z)	-	-	1	(Z)	23	2	-	N-ICC
62	18	9	7	30	12	22	6	23	11	2	3	55	3	-	P.T.
(Z)	(Z)	(Z)	(Z)	3	2	(Z)	(Z)	1	1	(Z)	(Z)	1	1	-	AIR
-	-	1	1	-	-	-	-	1	1	-	-	1	4	-	WATER
3	2	1	1	2	1	1	(Z)	1	1	1	1	3	5	1	P.D.
(Z)	(Z)	(Z)	(Z)	(Z)	(Z)	-	-	1	1	-	-	2	2	5	OT-UK
123	57	47	42	86	48	42	14	73	60	32	38	104	158	5	36421
7	4	(Z)	(Z)	-	-	-	-	-	-	3	5	16	36	-	RAIL
75	36	36	33	67	39	20	8	53	46	28	33	77	112	2	M.C.
75	36	36	33	67	39	20	8	53	46	28	33	67	111	2	ICC
(Z)	(Z)	-	-	(Z)	(Z)	(Z)	(Z)	-	-	1	(Z)	10	1	-	N-ICC
38	15	9	7	15	6	21	6	18	11	-	-	7	2	-	P.T.
(Z)	(Z)	(Z)	(Z)	3	2	(Z)	(Z)	(Z)	(Z)	(Z)	(Z)	(Z)	1	-	AIR
-	-	1	1	-	-	-	-	1	1	-	-	1	4	-	WATER
2	2	1	1	1	1	1	(Z)	1	1	(Z)	1	2	3	-	P.D.
(Z)	(Z)	-	-	-	-	-	-	1	1	-	-	2	1	3	OT-UK
77	16	13	6	11	6	9	3	6	5	1	1	14	28	(Z)	36424
25	8	10	4	7	4	7	2	3	3	-	-	11	22	-	RAIL
32	6	3	1	3	2	2	1	2	2	(Z)	1	2	5	-	M.C.
32	6	3	1	3	2	2	1	2	2	(Z)	1	2	5	-	ICC
20	2	(Z)	(Z)	(Z)	(Z)	(Z)	(Z)	(Z)	(Z)	(Z)	(Z)	(Z)	(Z)	-	P.T.
(Z)	(Z)	(Z)	(Z)	(Z)	(Z)	(Z)	(Z)	(Z)	(Z)	(Z)	(Z)	(Z)	(Z)	-	AIR
(Z)	(Z)	(Z)	(Z)	(Z)	(Z)	(Z)	(Z)	(Z)	(Z)	(Z)	(Z)	(Z)	(Z)	1	P.D.
(Z)	(Z)	(Z)	(Z)	(Z)	(Z)	-	-	-	-	-	-	(Z)	(Z)	(Z)	OT-UK
11	4	7	5	19	10	4	1	29	15	4	4	70	19	3	36425
-	-	2	-	-	-	-	-	2	2	-	-	-	-	-	RAIL
8	3	7	5	14	8	3	1	22	13	2	2	22	18	-	M.C.
8	3	7	5	14	8	3	1	22	13	2	2	22	17	-	ICC
-	-	-	-	-	-	-	-	-	-	-	-	13	(Z)	-	N-ICC
3	1	(Z)	(Z)	5	3	(Z)	(Z)	5	(Z)	2	2	48	1	-	P.T.
(Z)	(Z)	(Z)	(Z)	(Z)	(Z)	(Z)	(Z)	1	(Z)	(Z)	(Z)	(Z)	(Z)	-	AIR
(Z)	(Z)	(Z)	(Z)	(Z)	(Z)	(Z)	(Z)	(Z)	(Z)	(Z)	(Z)	(Z)	(Z)	1	P.D.
-	-	(Z)	(Z)	-	-	-	-	-	-	-	-	-	-	2	OT-UK
20	12	6	7	19	6	4	3	2	2	(Z)	1	3	4	(Z)	36429
14	7	-	-	1	1	(Z)	(Z)	2	2	-	-	-	-	-	RAIL
4	4	6	7	7	2	4	3	2	2	(Z)	1	2	3	-	M.C.
4	4	6	7	7	2	4	3	2	2	(Z)	1	2	3	-	ICC
1	1	(Z)	(Z)	10	3	-	-	-	-	-	-	(Z)	(Z)	-	P.T.
(Z)	(Z)	(Z)	(Z)	(Z)	(Z)	-	-	-	-	-	-	(Z)	(Z)	-	AIR
1	(Z)	(Z)	(Z)	(Z)	(Z)	(Z)	(Z)	(Z)	(Z)	(Z)	(Z)	(Z)	(Z)	1	P.D.
-	-	-	-	-	-	-	-	-	-	-	-	(Z)	(Z)	(Z)	OT-UK
76	30	46	19	28	18	20	8	16	18	3	5	18	44	9	3643
1	1	-	-	(Z)	(Z)	-	-	(Z)	(Z)	-	-	6	15	-	RAIL
56	19	44	18	24	15	10	6	15	16	3	4	9	23	-	M.C.
53	19	43	17	24	15	10	6	15	16	3	4	9	23	-	ICC
3	(Z)	1	(Z)	(Z)	(Z)	(Z)	(Z)	(Z)	(Z)	-	-	-	-	-	N-ICC
15	7	1	1	3	1	10	2	(Z)	(Z)	(Z)	(Z)	1	2	-	P.T.
2	1	(Z)	(Z)	(Z)	(Z)	(Z)	(Z)	(Z)	(Z)	(Z)	(Z)	1	3	-	AIR
-	-	-	-	(Z)	(Z)	-	-	-	-	-	-	1	-	-	WATER
3	1	(Z)	(Z)	1	1	1	(Z)	(Z)	(Z)	(Z)	(Z)	1	1	(Z)	P.D.
-	-	(Z)	(Z)	(Z)	(Z)	(Z)	(Z)	(Z)	(Z)	(Z)	(Z)	(Z)	(Z)	9	OT-UK
15	7	22	10	4	3	2	1	2	3	1	1	1	2	8	36432
1	1	-	-	-	-	-	-	-	-	-	-	-	-	-	RAIL
7	3	22	10	3	2	1	(Z)	2	2	1	1	1	1	-	M.C.
(Z)	(Z)	22	10	3	2	1	(Z)	2	2	1	1	1	1	-	ICC
6	3	(Z)	(Z)	(Z)	(Z)	1	1	(Z)	(Z)	-	-	(Z)	(Z)	-	N-ICC
(Z)	(Z)	(Z)	(Z)	(Z)	(Z)	-	-	(Z)	(Z)	-	-	(Z)	(Z)	-	P.T.
1	(Z)	(Z)	(Z)	(Z)	(Z)	(Z)	(Z)	(Z)	(Z)	(Z)	(Z)	(Z)	(Z)	-	AIR
-	-	(Z)	(Z)	(Z)	(Z)	(Z)	(Z)	(Z)	(Z)	(Z)	(Z)	(Z)	(Z)	-	P.D.
-	-	-	-	-	-	-	-	(Z)	(Z)	(Z)	(Z)	(Z)	(Z)	8	OT-UK
7	3	3	2	5	3	10	2	1	1	(Z)	1	3	7	(Z)	36433
-	-	3	2	-	-	-	-	-	-	-	-	-	-	-	RAIL
6	2	3	2	2	1	2	1	1	1	(Z)	(Z)	2	5	-	M.C.
6	2	3	2	2	1	2	1	1	1	(Z)	(Z)	2	5	-	ICC
-	-	-	-	-	-	-	-	-	-	(Z)	(Z)	2	5	-	N-ICC

TABLE 2. SHIPMENTS BY MANUFACTURING ESTABLISHMENTS--COMMODITIES AND MEANS OF TRANSPORT BY DESTINATION: 1977--CON.

TCC CODE	COMMODITY AND MEANS OF TRANSPORT	ALL SHIPMENTS						TONS (THOUSANDS) AND TON-MILES (MILLIONS) BY DIVISION OF DESTINATION					
		VALUE (MILLION DOLLARS) (A)	TONS (THOU- SANDS) (B)	TON- MILES (MIL- LIONS) (C)	STANDARD ERROR (PERCENT) FOR COLUMNS--			NEW ENGLAND		MIDDLE ATLANTIC			
					(A)	(B)	(C)	TONS	TON- MILES	TONS	TON- MILES		
36433	SWITCHES . . . . .												
	PRIVATE TRUCK . . . . .	30	10	2	89	99	100	-	-	1	(Z)		
	AIR . . . . .	88	2	2	38	33	45	(Z)	(Z)	(Z)	(Z)		
	PARCEL DELIVERY . . . . .	143	2	2	34	39	40	(Z)	(Z)	(Z)	(Z)		
	OTHER AND UNKNOWN . . . . .	17	(Z)	(Z)	95	94	72	-	-	-	-		
36434	LIGHTNING RODS . . . . .	38	5	3	40	29	27	-	-	(Z)	(Z)		
	MOTOR CARRIER . . . . .	30	4	2	45	34	33	-	-	(Z)	(Z)		
	MOTOR CARRIER, ICC . . . . .	30	4	2	45	34	33	-	-	(Z)	(Z)		
	PRIVATE TRUCK . . . . .	6	1	1	51	56	57	-	-	(Z)	(Z)		
	AIR . . . . .	(Z)	(Z)	(Z)	52	58	54	-	-	-	-		
	PARCEL DELIVERY . . . . .	(Z)	(Z)	(Z)	35	25	37	-	-	(Z)	(Z)		
	OTHER AND UNKNOWN . . . . .	1	(Z)	(Z)	78	77	75	-	-	-	-		
36439	CURRENT-CARRYING WIRING DEVICES, NEC . . . . .	1 044	159	101	15	17	19	6	1	29	6		
	RAIL . . . . .	15	6	15	71	74	80	-	-	-	-		
	MOTOR CARRIER . . . . .	756	124	73	19	19	15	4	1	17	5		
	MOTOR CARRIER, ICC . . . . .	741	120	73	19	19	15	4	1	17	5		
	MOTOR CARRIER, NON=ICC . . . . .	15	4	1	61	36	63	-	-	1	(Z)		
	PRIVATE TRUCK . . . . .	112	23	7	25	31	58	2	(Z)	11	(Z)		
	AIR . . . . .	37	2	3	36	26	25	(Z)	(Z)	(Z)	(Z)		
	WATER . . . . .	(Z)	(Z)	(Z)	100	100	100	-	-	-	-		
	PARCEL DELIVERY . . . . .	121	4	3	31	37	34	(Z)	(Z)	1	(Z)		
	OTHER AND UNKNOWN . . . . .	2	(Z)	(Z)	40	45	52	(Z)	(Z)	-	-		
36444	NONCURRENT-CARRYING WIRING DEVICES . . . . .	1 381	768	407	13	14	16	24	14	122	45		
	RAIL . . . . .	106	74	50	18	25	18	3	3	15	6		
	MOTOR CARRIER . . . . .	961	580	308	15	15	18	17	9	83	27		
	MOTOR CARRIER, ICC . . . . .	911	549	303	13	13	18	17	9	83	27		
	MOTOR CARRIER, NON=ICC . . . . .	50	31	4	91	94	92	-	-	(Z)	(Z)		
	PRIVATE TRUCK . . . . .	172	92	36	39	33	37	2	2	22	12		
	AIR . . . . .	7	2	1	35	50	45	(Z)	(Z)	(Z)	(Z)		
	PARCEL DELIVERY . . . . .	68	8	5	18	19	27	1	(Z)	1	(Z)		
	OTHER AND UNKNOWN . . . . .	66	13	7	16	18	45	-	-	-	-		
36441	POLE LINE AND TRANSMISSION HARDWARE . . . . .	353	199	95	36	38	42	3	1	51	14		
	RAIL . . . . .	44	41	24	30	31	26	-	-	10	3		
	MOTOR CARRIER . . . . .	230	129	65	41	45	56	3	1	35	11		
	MOTOR CARRIER, ICC . . . . .	193	104	62	39	45	61	3	1	35	11		
	MOTOR CARRIER, NON=ICC . . . . .	37	25	3	100	100	100	-	-	-	-		
	PRIVATE TRUCK . . . . .	60	26	4	52	44	50	-	-	6	(Z)		
	AIR . . . . .	3	1	(Z)	68	92	86	-	-	(Z)	(Z)		
	PARCEL DELIVERY . . . . .	12	1	1	32	39	45	(Z)	(Z)	(Z)	(Z)		
	OTHER AND UNKNOWN . . . . .	4	1	(Z)	25	15	69	-	-	-	-		
36442	ELECTRIC CONDUIT AND FITTINGS, INCL. FLEXIBLE CONDUIT . . . . .	550	334	165	18	12	15	10	4	37	11		
	RAIL . . . . .	29	6	8	1	1	-	(Z)	(Z)	(Z)	(Z)		
	MOTOR CARRIER . . . . .	380	285	138	26	14	18	9	4	33	9		
	MOTOR CARRIER, ICC . . . . .	380	285	138	26	14	18	9	4	33	9		
	MOTOR CARRIER, NON=ICC . . . . .	(Z)	(Z)	(Z)	100	100	100	-	-	(Z)	(Z)		
	PRIVATE TRUCK . . . . .	50	28	11	48	51	45	(Z)	(Z)	3	2		
	AIR . . . . .	2	(Z)	(Z)	51	53	70	-	-	(Z)	(Z)		
	PARCEL DELIVERY . . . . .	37	4	3	35	32	50	1	(Z)	(Z)	(Z)		
	OTHER AND UNKNOWN . . . . .	52	10	5	14	18	50	-	-	-	-		
36449	NONCURRENT-CARRYING WIRING DEVICES, NEC . . . . .	478	236	147	12	10	12	10	8	34	21		
	RAIL . . . . .	34	27	18	24	25	39	3	3	5	3		
	MOTOR CARRIER . . . . .	351	167	104	13	12	14	4	3	16	8		
	MOTOR CARRIER, ICC . . . . .	338	161	103	13	12	14	4	3	16	8		
	MOTOR CARRIER, NON=ICC . . . . .	13	6	1	52	45	76	-	-	-	-		
	PRIVATE TRUCK . . . . .	62	38	22	27	26	46	2	2	13	10		
	AIR . . . . .	2	(Z)	(Z)	66	88	61	(Z)	(Z)	(Z)	(Z)		
	PARCEL DELIVERY . . . . .	20	2	1	36	38	30	(Z)	(Z)	(Z)	(Z)		
	OTHER AND UNKNOWN . . . . .	10	2	2	53	57	88	-	-	-	-		
365	RADIO AND TELEVISION RECEIVING SETS . . . . .	6 822	1 057	749	5	7	8	34	22	161	106		
	RAIL . . . . .	1 871	296	287	8	6	9	9	8	56	59		
	MOTOR CARRIER . . . . .	2 904	483	316	7	10	13	21	13	63	28		
	MOTOR CARRIER, ICC . . . . .	2 789	467	314	8	10	13	21	13	63	28		
	MOTOR CARRIER, NON=ICC . . . . .	116	16	1	32	27	23	-	-	(Z)	(Z)		
	PRIVATE TRUCK . . . . .	1 367	204	74	17	17	20	3	1	32	11		
	AIR . . . . .	153	24	32	23	29	36	(Z)	(Z)	1	1		
	WATER . . . . .	93	17	14	36	44	37	-	-	2	6		
	PARCEL DELIVERY . . . . .	374	26	26	39	34	39	1	(Z)	4	1		
	OTHER AND UNKNOWN . . . . .	60	8	1	30	25	46	-	-	2	(Z)		
3651	RADIO AND TELEVISION RECEIVING SETS . . . . .	5 679	869	618	6	6	7	32	22	114	89		
	RAIL . . . . .	1 897	304	298	8	6	9	9	8	56	59		
	MOTOR CARRIER . . . . .	2 320	342	228	10	11	13	18	12	28	15		
	MOTOR CARRIER, ICC . . . . .	2 204	326	227	10	12	13	18	12	28	15		
	MOTOR CARRIER, NON=ICC . . . . .	116	16	1	32	27	23	-	-	(Z)	(Z)		
	PRIVATE TRUCK . . . . .	1 211	192	71	20	19	23	4	2	26	8		
	AIR . . . . .	56	4	3	31	30	39	(Z)	(Z)	(Z)	(Z)		
	WATER . . . . .	94	17	14	36	44	37	-	-	2	6		
	PARCEL DELIVERY . . . . .	64	5	3	45	57	42	(Z)	(Z)	1	(Z)		
	OTHER AND UNKNOWN . . . . .	38	5	1	15	15	82	-	-	-	-		
36511	HOUSEHOLD AND AUTOMOTIVE RADIOS AND PHONOGRAPHS . . . . .	2 037	322	229	12	14	14	9	4	28	10		
	RAIL . . . . .	282	48	63	38	25	30	-	-	(Z)	(Z)		
	MOTOR CARRIER . . . . .	1 224	194	137	21	24	24	5	3	16	8		
	MOTOR CARRIER, ICC . . . . .	1 209	189	137	21	24	24	5	3	16	8		
	MOTOR CARRIER, NON=ICC . . . . .	17	5	(Z)	85	89	59	-	-	(Z)	(Z)		
	PRIVATE TRUCK . . . . .	304	52	14	34	28	41	4	1	11	2		
	AIR . . . . .	55	4	3	31	29	39	(Z)	(Z)	(Z)	(Z)		
	WATER . . . . .	72	15	8	45	51	62	-	-	-	-		
	PARCEL DELIVERY . . . . .	61	5	3	46	59	44	(Z)	(Z)	1	(Z)		
	OTHER AND UNKNOWN . . . . .	36	5	1	16	16	82	-	-	-	-		



TONS (THOUSANDS) AND TON-MILES (MILLIONS) BY DIVISION OF DESTINATION--CON.

EAST NORTH CENTRAL		WEST NORTH CENTRAL		SOUTH ATLANTIC		EAST SOUTH CENTRAL		WEST SOUTH CENTRAL		MOUNTAIN		PACIFIC		DESTINATION UNKNOWN	TCC CODE AND MOT
TONS	TON-MILES	TONS	TON-MILES	TONS	TON-MILES	TONS	TON-MILES	TONS	TON-MILES	TONS	TON-MILES	TONS	TON-MILES	TONS	
(Z)	(Z)	-	-	2	1	7	1	(Z)	(Z)	(Z)	(Z)	(Z)	(Z)	-	36433
1	(Z)	(Z)	(Z)	(Z)	(Z)	(Z)	(Z)	(Z)	(Z)	(Z)	(Z)	(Z)	1	2	- AIR
-	(Z)	(Z)	(Z)	(Z)	(Z)	(Z)	(Z)	(Z)	(Z)	(Z)	(Z)	(Z)	(Z)	(Z)	- P.O.
-	-	-	-	(Z)	(Z)	-	-	-	-	-	-	(Z)	(Z)	(Z)	OT-UK
1	(Z)	2	1	1	(Z)	1	1	(Z)	(Z)	(Z)	(Z)	(Z)	(Z)	-	36434
1	(Z)	(Z)	(Z)	1	(Z)	1	1	(Z)	(Z)	(Z)	(Z)	(Z)	-	-	- M.C.
1	(Z)	(Z)	(Z)	1	(Z)	1	1	(Z)	(Z)	(Z)	(Z)	(Z)	-	-	- ICC
-	-	1	1	-	-	-	-	-	-	-	-	-	-	-	- P.T.
-	-	-	-	(Z)	(Z)	(Z)	(Z)	-	-	-	-	-	-	-	- AIR
(Z)	(Z)	(Z)	(Z)	(Z)	(Z)	(Z)	(Z)	-	-	-	-	(Z)	(Z)	-	- P.D.
-	-	-	-	-	-	-	-	-	-	(Z)	(Z)	-	-	-	OT-UK
52	20	18	6	17	11	7	4	13	14	2	3	14	35	(Z)	36439
-	-	-	-	(Z)	(Z)	(Z)	(Z)	(Z)	(Z)	-	-	6	15	-	- RAIL
43	15	18	6	16	10	6	4	13	13	1	2	7	17	-	- M.C.
40	15	17	5	16	10	6	4	13	13	1	2	7	17	-	- ICC
3	(Z)	1	(Z)	(Z)	(Z)	(Z)	(Z)	-	-	-	-	-	-	-	- N-ICC
8	4	(Z)	(Z)	(Z)	(Z)	(Z)	(Z)	(Z)	(Z)	(Z)	(Z)	1	2	-	- P.T.
1	1	(Z)	(Z)	(Z)	(Z)	(Z)	(Z)	(Z)	(Z)	(Z)	(Z)	(Z)	1	-	- AIR
-	-	-	-	(Z)	(Z)	-	-	-	-	-	-	-	-	-	- WATER
1	1	(Z)	(Z)	1	(Z)	(Z)	(Z)	(Z)	(Z)	(Z)	(Z)	(Z)	1	(Z)	- P.D.
-	-	(Z)	(Z)	(Z)	(Z)	(Z)	(Z)	(Z)	(Z)	-	-	-	-	-	OT-UK
219	72	69	35	99	50	43	17	63	59	18	18	103	97	8	3644
15	6	4	1	20	12	3	1	5	5	1	2	7	14	-	- RAIL
184	62	64	33	68	34	25	12	43	42	16	16	79	73	(Z)	- M.C.
184	62	64	32	68	34	25	12	43	42	16	16	48	68	(Z)	- ICC
(Z)	(Z)	(Z)	(Z)	-	-	-	-	-	-	-	-	30	4	-	- N-ICC
18	3	1	(Z)	11	3	14	3	9	6	(Z)	(Z)	15	7	-	- P.T.
(Z)	(Z)	(Z)	(Z)	(Z)	(Z)	(Z)	(Z)	(Z)	(Z)	1	(Z)	(Z)	(Z)	-	- AIR
1	(Z)	1	(Z)	1	(Z)	(Z)	(Z)	2	2	(Z)	(Z)	1	1	-	- P.D.
(Z)	(Z)	-	-	-	-	-	-	3	5	-	-	1	2	8	OT-UK
28	13	27	13	18	13	7	4	8	6	6	8	49	22	1	36441
3	1	4	1	15	10	3	1	4	3	1	2	1	2	-	- RAIL
15	10	23	12	3	3	2	1	3	2	4	6	40	19	-	- M.C.
15	10	22	12	3	3	2	1	3	2	4	6	15	16	-	- ICC
-	-	(Z)	(Z)	-	-	-	-	-	-	-	-	25	3	-	- N-ICC
9	2	(Z)	(Z)	(Z)	(Z)	2	1	(Z)	(Z)	-	-	8	(Z)	-	- P.T.
(Z)	(Z)	(Z)	(Z)	(Z)	(Z)	(Z)	(Z)	(Z)	(Z)	1	(Z)	(Z)	(Z)	-	- AIR
(Z)	(Z)	(Z)	(Z)	(Z)	(Z)	(Z)	(Z)	(Z)	(Z)	(Z)	(Z)	(Z)	(Z)	-	- P.D.
-	-	-	-	-	-	-	-	-	-	-	-	(Z)	(Z)	1	OT-UK
117	36	26	16	57	26	28	10	37	35	4	5	10	22	7	36442
(Z)	(Z)	-	-	2	-	1	-	1	1	-	-	3	5	-	- RAIL
115	35	26	16	48	22	19	10	24	24	4	4	7	14	(Z)	- M.C.
115	35	26	16	48	22	19	10	24	24	4	4	7	14	(Z)	- ICC
-	-	-	-	-	-	-	-	-	-	-	-	-	-	-	- N-ICC
1	(Z)	(Z)	(Z)	7	2	8	1	8	5	-	-	(Z)	1	-	- P.T.
(Z)	(Z)	-	-	(Z)	(Z)	-	-	-	-	-	-	(Z)	(Z)	-	- AIR
(Z)	(Z)	(Z)	(Z)	-	-	(Z)	(Z)	2	2	(Z)	(Z)	(Z)	(Z)	-	- P.D.
(Z)	(Z)	-	-	-	-	-	-	2	3	-	-	1	2	7	OT-UK
75	24	16	5	24	10	7	3	18	18	8	6	43	53	(Z)	36449
12	5	-	-	3	(Z)	-	-	-	-	-	-	3	7	-	- RAIL
54	17	16	5	17	9	3	2	17	16	8	6	32	39	-	- M.C.
54	17	16	5	17	9	3	2	17	16	8	6	26	38	-	- ICC
(Z)	(Z)	-	-	-	-	-	-	-	-	-	-	6	1	-	- N-ICC
8	1	-	-	3	1	4	1	(Z)	(Z)	(Z)	(Z)	7	6	-	- P.T.
(Z)	(Z)	(Z)	(Z)	(Z)	(Z)	-	-	(Z)	(Z)	(Z)	(Z)	(Z)	(Z)	-	- AIR
1	(Z)	(Z)	(Z)	(Z)	(Z)	(Z)	(Z)	(Z)	(Z)	(Z)	(Z)	(Z)	(Z)	-	- P.D.
(Z)	(Z)	-	-	-	-	-	-	1	2	-	-	(Z)	(Z)	(Z)	OT-UK
245	113	104	70	144	95	59	31	120	88	26	30	158	194	6	365
37	19	25	15	54	40	20	15	41	32	10	15	44	84	-	- RAIL
112	56	58	37	68	40	41	8	50	41	11	12	86	81	1	- M.C.
112	56	53	37	65	40	14	8	50	41	11	12	77	80	1	- ICC
(Z)	(Z)	5	(Z)	2	(Z)	-	-	-	-	-	-	9	1	-	- N-ICC
82	22	14	7	16	9	23	6	24	9	4	2	5	6	-	- P.T.
10	13	6	9	1	1	1	1	3	4	(Z)	(Z)	2	2	-	- AIR
-	-	-	-	2	2	-	-	-	-	-	-	13	6	-	- WATER
4	3	2	2	4	3	1	(Z)	2	2	1	1	8	15	(Z)	- P.D.
1	(Z)	-	-	(Z)	(Z)	-	-	(Z)	1	-	-	(Z)	(Z)	5	OT-UK
211	80	99	63	136	91	58	31	99	74	21	30	94	139	4	3651
38	19	26	16	55	42	21	15	42	33	9	14	47	91	-	- RAIL
92	39	60	40	59	37	14	9	32	30	10	13	30	34	-	- M.C.
92	39	55	40	57	37	14	9	32	30	10	13	21	33	-	- ICC
(Z)	(Z)	5	(Z)	2	(Z)	-	-	-	-	-	-	9	1	-	- N-ICC
79	22	13	7	18	9	23	7	24	8	2	2	3	6	-	- P.T.
1	(Z)	(Z)	(Z)	(Z)	(Z)	(Z)	(Z)	1	1	-	-	1	1	-	- AIR
-	-	-	-	2	2	-	-	-	-	-	-	13	6	-	- WATER
1	(Z)	(Z)	(Z)	1	1	1	(Z)	(Z)	(Z)	(Z)	(Z)	(Z)	1	(Z)	- P.O.
(Z)	(Z)	-	-	(Z)	(Z)	-	-	(Z)	1	-	-	-	-	4	OT-UK
88	42	49	34	44	34	24	16	30	29	5	8	40	53	4	36511
10	11	10	7	10	10	5	8	3	3	(Z)	(Z)	11	23	-	- RAIL
65	27	33	23	25	19	9	7	22	23	5	7	15	21	-	- M.C.
65	27	23	23	25	19	9	7	22	23	5	7	15	21	-	- ICC
(Z)	(Z)	5	(Z)	-	-	-	-	-	-	-	-	-	-	-	- N-ICC
11	3	7	3	6	2	9	1	3	2	(Z)	(Z)	(Z)	(Z)	-	- P.T.
1	(Z)	(Z)	(Z)	(Z)	(Z)	(Z)	(Z)	1	1	-	-	1	1	-	- AIR
-	-	-	-	2	2	-	-	-	-	-	-	13	6	-	- WATER
1	(Z)	(Z)	(Z)	1	1	1	(Z)	(Z)	(Z)	(Z)	(Z)	(Z)	1	(Z)	- P.O.
(Z)	(Z)	-	-	(Z)	(Z)	-	-	(Z)	1	-	-	-	-	4	OT-UK

TABLE 2. SHIPMENTS BY MANUFACTURING ESTABLISHMENTS--COMMODITIES AND MEANS OF TRANSPORT BY DESTINATION: 1977--CON.

TCC CODE	COMMODITY AND MEANS OF TRANSPORT	ALL SHIPMENTS						TONS (THOUSANDS) AND TON-MILES (MILLIONS) BY DIVISION OF DESTINATION			
		VALUE (MILLION DOLLARS) (A)	TONS (THOU- SANDS) (B)	TON- MILES (MIL- LIONS) (C)	STANDARD ERROR (PERCENT) FOR COLUMNS--			NEW ENGLAND		MIDDLE ATLANTIC	
					(A)	(B)	(C)	TONS	TON- MILES	TONS	TON- MILES
36512	HOUSEHOLD TELEVISION RECEIVERS AND COMBINATIONS . . . . .	3 641	547	389	6	6	7	22	18	86	79
	RAIL . . . . .	1 615	256	236	8	6	9	9	8	56	59
	MOTOR CARRIER . . . . .	1 093	148	91	11	10	12	13	9	13	7
	MOTOR CARRIER, ICC . . . . .	995	137	90	12	12	12	13	9	13	7
	MOTOR CARRIER, NON=ICC . . . . .	98	11	1	33	28	23	-	-	-	-
	PRIVATE TRUCK . . . . .	907	141	57	23	22	27	1	1	14	7
	AIR . . . . .	(Z)	(Z)	(Z)	86	94	97	-	-	-	-
	WATER . . . . .	21	2	6	25	25	25	-	-	2	6
	PARCEL DELIVERY . . . . .	2	(Z)	(Z)	46	53	66	(Z)	(Z)	(Z)	(Z)
	OTHER AND UNKNOWN . . . . .	2	(Z)	-	-	-	-	-	-	-	-
36521	PHONOGRAPH RECORDS, RECORD BLANKS, PRERECORDED TAPES *	1 124	208	149	12	14	21	4	1	45	19
	RAIL . . . . .	(Z)	(Z)	(Z)	100	100	100	-	-	-	-
	MOTOR CARRIER . . . . .	690	162	111	14	17	25	3	1	31	14
	MOTOR CARRIER, ICC . . . . .	690	162	111	14	17	25	3	1	31	14
	MOTOR CARRIER, NON=ICC . . . . .	(Z)	(Z)	(Z)	100	100	100	-	-	(Z)	(Z)
	PRIVATE TRUCK . . . . .	170	18	6	29	26	32	(Z)	(Z)	10	3
	AIR . . . . .	70	12	19	39	43	44	(Z)	(Z)	(Z)	1
	WATER . . . . .	173	13	12	66	43	59	(Z)	(Z)	2	(Z)
	PARCEL DELIVERY . . . . .	20	2	1	74	57	53	-	-	1	(Z)
	OTHER AND UNKNOWN . . . . .	2	(Z)	-	-	-	-	-	-	-	-
366	COMMUNICATION EQUIPMENT . . . . .	21 909	810	549	6	11	10	25	16	127	73
	RAIL . . . . .	526	98	81	20	19	26	-	-	6	4
	MOTOR CARRIER . . . . .	12 348	514	369	6	12	9	18	13	81	57
	MOTOR CARRIER, ICC . . . . .	11 885	506	367	7	13	9	18	13	79	57
	MOTOR CARRIER, NON=ICC . . . . .	463	8	1	19	29	33	-	-	2	(Z)
	PRIVATE TRUCK . . . . .	2 515	113	30	11	21	25	1	(Z)	28	6
	AIR . . . . .	3 748	29	31	14	18	20	2	2	3	3
	WATER . . . . .	154	7	8	75	56	87	(Z)	(Z)	-	-
	PARCEL DELIVERY . . . . .	1 807	38	26	16	34	25	4	1	7	3
	OTHER AND UNKNOWN . . . . .	813	10	4	15	15	49	(Z)	(Z)	2	1
3661	TELEPHONE AND TELEGRAPH EQUIPMENT . . . . .	7 181	412	302	6	7	9	7	7	62	45
	RAIL . . . . .	439	76	69	24	20	24	-	-	6	4
	MOTOR CARRIER . . . . .	4 861	278	202	7	8	9	6	6	42	37
	MOTOR CARRIER, ICC . . . . .	4 859	277	202	7	8	9	6	6	42	37
	MOTOR CARRIER, NON=ICC . . . . .	1	(Z)	(Z)	55	69	75	-	-	(Z)	(Z)
	PRIVATE TRUCK . . . . .	1 084	41	20	6	7	14	(Z)	(Z)	13	3
	AIR . . . . .	293	6	6	37	16	21	(Z)	(Z)	1	1
	WATER . . . . .	30	3	1	91	93	54	-	-	-	-
	PARCEL DELIVERY . . . . .	262	3	3	27	20	24	(Z)	(Z)	(Z)	(Z)
	OTHER AND UNKNOWN . . . . .	212	6	1	27	21	83	(Z)	(Z)	1	(Z)
36611	TELEPHONE SWITCHING EQUIPMENT . . . . .	2 941	187	138	8	8	10	3	4	37	30
	RAIL . . . . .	155	36	26	20	19	19	-	-	5	3
	MOTOR CARRIER . . . . .	2 331	130	100	9	10	12	3	4	23	25
	MOTOR CARRIER, ICC . . . . .	2 329	130	100	9	10	12	3	4	23	25
	MOTOR CARRIER, NON=ICC . . . . .	1	(Z)	(Z)	55	69	75	-	-	(Z)	(Z)
	PRIVATE TRUCK . . . . .	273	14	8	13	14	49	(Z)	(Z)	8	1
	AIR . . . . .	66	2	2	16	14	13	(Z)	(Z)	(Z)	(Z)
	WATER . . . . .	20	2	(Z)	97	97	69	-	-	-	-
	PARCEL DELIVERY . . . . .	24	(Z)	(Z)	37	51	43	(Z)	(Z)	(Z)	(Z)
	OTHER AND UNKNOWN . . . . .	73	1	1	76	64	84	(Z)	(Z)	1	(Z)
36612	TELEPHONE AND TELEGRAPH EQUIPMENT . . . . .	4 239	225	165	8	9	11	3	3	25	15
	RAIL . . . . .	284	41	43	34	30	34	-	-	1	1
	MOTOR CARRIER . . . . .	2 530	147	102	9	10	10	3	3	18	12
	MOTOR CARRIER, ICC . . . . .	2 530	147	102	9	10	10	3	3	18	12
	MOTOR CARRIER, NON=ICC . . . . .	1	(Z)	(Z)	55	69	75	-	-	(Z)	(Z)
	PRIVATE TRUCK . . . . .	26	12	6	8	8	8	(Z)	(Z)	5	1
	AIR . . . . .	227	4	4	48	26	31	(Z)	(Z)	(Z)	1
	WATER . . . . .	10	(Z)	1	89	89	89	-	-	-	-
	PARCEL DELIVERY . . . . .	238	3	2	29	23	27	(Z)	(Z)	(Z)	(Z)
	OTHER AND UNKNOWN . . . . .	139	4	(Z)	17	17	95	-	-	(Z)	(Z)
36621	RADIO AND TV COMMUNICATION EQUIPMENT *	14 695	382	232	9	23	22	18	9	63	24
	RAIL . . . . .	77	19	11	56	58	77	-	-	1	(Z)
	MOTOR CARRIER . . . . .	7 412	224	154	11	25	19	11	6	37	16
	MOTOR CARRIER, ICC . . . . .	6 948	217	152	12	26	20	11	6	35	16
	MOTOR CARRIER, NON=ICC . . . . .	464	7	1	20	31	35	-	-	2	(Z)
	PRIVATE TRUCK . . . . .	1 443	73	11	17	31	49	1	(Z)	16	4
	AIR . . . . .	3 519	23	25	15	22	24	1	2	2	2
	WATER . . . . .	128	5	7	85	71	95	(Z)	(Z)	-	-
	PARCEL DELIVERY . . . . .	1 518	33	21	19	37	27	4	1	6	2
	OTHER AND UNKNOWN . . . . .	597	5	2	20	26	64	(Z)	(Z)	1	(Z)
367	ELECTRONIC COMPONENTS AND ACCESSORIES . . . . .	15 501	802	430	6	11	11	31	20	190	100
	RAIL . . . . .	318	52	48	43	21	49	(Z)	(Z)	12	25
	MOTOR CARRIER . . . . .	6 121	372	185	7	20	18	17	6	117	31
	MOTOR CARRIER, ICC . . . . .	5 697	326	177	8	22	18	17	6	108	31
	MOTOR CARRIER, NON=ICC . . . . .	423	47	9	25	28	9	(Z)	(Z)	9	(Z)
	PRIVATE TRUCK . . . . .	2 053	269	106	9	15	14	4	2	31	19
	AIR . . . . .	3 346	57	59	8	9	9	5	7	17	20
	WATER . . . . .	49	7	2	26	30	45	-	-	4	2
	PARCEL DELIVERY . . . . .	2 821	30	24	15	17	21	4	2	6	3
	OTHER AND UNKNOWN . . . . .	793	15	5	18	15	40	1	3	4	(Z)
36711	ELECTRONIC TUBES, EXC. X-RAY TUBES *	1 312	182	86	9	12	19	1	1	25	8
	RAIL . . . . .	122	41	23	6	7	11	-	-	1	1
	MOTOR CARRIER . . . . .	597	70	39	11	16	36	(Z)	(Z)	13	3
	MOTOR CARRIER, ICC . . . . .	508	46	32	13	24	44	(Z)	(Z)	12	3
	MOTOR CARRIER, NON=ICC . . . . .	89	23	7	4	3	4	-	-	1	(Z)
	PRIVATE TRUCK . . . . .	340	64	20	15	21	36	1	1	4	2
	AIR . . . . .	201	1	1	25	24	30	(Z)	(Z)	(Z)	(Z)
	WATER . . . . .	8	2	1	75	75	76	-	-	2	1
	PARCEL DELIVERY . . . . .	30	(Z)	(Z)	30	16	17	(Z)	(Z)	(Z)	(Z)
	OTHER AND UNKNOWN . . . . .	14	4	1	26	28	89	(Z)	(Z)	4	(Z)
36741	SOLID STATE SEMICONDUCTOR DEVICES *	5 034	68	68	10	20	38	6	7	32	41

TONS (THOUSANDS) AND TON-MILES (MILLIONS) BY DIVISION OF DESTINATION--CON.

EAST NORTH CENTRAL		WEST NORTH CENTRAL		SOUTH ATLANTIC		EAST SOUTH CENTRAL		WEST SOUTH CENTRAL		MOUNTAIN		PACIFIC		DESTINATION UNKNOWN	TCC CODE AND MOT
TONS	TON-MILES	TONS	TON-MILES	TONS	TON-MILES	TONS	TON-MILES	TONS	TON-MILES	TONS	TON-MILES	TONS	TON-MILES	TONS	
123	38	50	30	92	57	34	14	69	45	16	22	54	87	(Z)	36512
29	8	16	9	45	32	15	7	39	30	9	14	36	68	-	RAIL
27	12	27	17	35	18	5	2	9	8	5	6	15	13	-	M.C.
27	12	27	17	33	18	5	2	9	8	5	6	15	13	-	ICC
-	-	-	-	2	(Z)	-	-	-	7	-	-	9	1	-	N-ICC
68	18	7	4	12	7	14	5	20	7	2	2	3	6	-	P.T.
(Z)	(Z)	-	-	(Z)	(Z)	-	-	-	-	-	-	-	-	-	AIR
-	-	-	-	-	-	-	-	-	-	-	-	-	-	-	WATER
(Z)	(Z)	(Z)	(Z)	(Z)	(Z)	(Z)	(Z)	-	-	-	-	-	-	-	P.D.
-	-	-	-	-	-	-	-	-	-	-	-	-	-	(Z)	OT-UK
35	25	10	11	11	6	3	2	27	21	4	3	68	61	1	36521
-	-	-	-	-	-	(Z)	(Z)	-	-	-	-	-	-	-	RAIL
26	19	3	1	9	4	1	1	24	18	3	2	60	52	1	M.C.
26	19	3	1	9	4	1	1	24	18	3	2	60	52	1	ICC
-	-	-	-	-	-	-	-	-	-	-	-	-	-	-	N-ICC
5	1	-	-	(Z)	(Z)	(Z)	(Z)	-	-	(Z)	(Z)	2	(Z)	-	P.T.
2	3	6	10	1	1	1	1	1	2	(Z)	(Z)	1	1	-	AIR
2	1	1	1	1	1	(Z)	(Z)	1	1	(Z)	(Z)	5	8	-	P.D.
1	(Z)	-	-	(Z)	(Z)	-	-	(Z)	(Z)	-	-	(Z)	(Z)	(Z)	OT-UK
187	62	79	51	113	84	57	38	104	81	27	33	82	110	8	366
9	4	24	18	10	5	24	18	8	6	2	3	14	23	-	RAIL
121	47	46	31	80	63	28	17	72	58	19	23	48	60	1	M.C.
119	47	46	31	79	63	28	17	69	57	19	23	48	60	1	ICC
3	(Z)	(Z)	(Z)	(Z)	(Z)	-	-	3	1	(Z)	(Z)	1	(Z)	-	N-ICC
49	5	6	1	8	3	3	1	12	11	1	(Z)	4	3	-	P.T.
4	3	1	1	7	3	1	1	2	2	2	3	7	8	(Z)	AIR
-	-	-	-	2	(Z)	-	-	-	-	-	-	5	8	-	WATER
3	2	1	1	5	5	1	1	9	4	3	3	4	7	(Z)	P.D.
(Z)	(Z)	(Z)	(Z)	(Z)	(Z)	1	1	(Z)	(Z)	1	1	(Z)	(Z)	7	OT-UK
70	30	54	35	55	38	44	27	67	53	12	13	38	54	4	3661
(Z)	(Z)	24	18	2	1	22	16	8	6	(Z)	(Z)	14	24	-	RAIL
55	26	29	16	46	32	20	10	49	39	10	10	20	25	(Z)	M.C.
55	26	29	16	46	32	20	10	49	39	10	10	20	25	(Z)	ICC
-	-	-	-	-	-	-	-	-	-	-	-	-	-	-	N-ICC
14	4	(Z)	(Z)	3	3	1	(Z)	9	7	-	-	2	3	-	P.T.
1	(Z)	(Z)	(Z)	1	1	(Z)	(Z)	1	1	1	2	1	1	-	AIR
-	-	-	-	2	(Z)	-	-	-	-	-	-	(Z)	1	-	WATER
1	1	(Z)	(Z)	1	1	(Z)	(Z)	(Z)	(Z)	(Z)	(Z)	1	(Z)	(Z)	P.D.
(Z)	(Z)	(Z)	(Z)	(Z)	(Z)	(Z)	(Z)	(Z)	(Z)	1	1	(Z)	(Z)	4	OT-UK
27	12	20	11	25	17	15	9	41	30	6	7	13	19	(Z)	36611
-	-	13	8	2	1	6	4	8	6	-	-	2	4	-	RAIL
26	11	7	3	18	13	8	5	30	20	5	5	10	14	-	M.C.
26	11	7	3	18	13	8	5	30	20	5	5	10	14	-	ICC
(Z)	(Z)	(Z)	(Z)	-	-	-	-	-	-	-	-	-	-	-	N-ICC
1	(Z)	(Z)	(Z)	3	3	(Z)	(Z)	3	3	-	-	(Z)	(Z)	-	P.T.
(Z)	(Z)	(Z)	(Z)	(Z)	(Z)	(Z)	(Z)	(Z)	(Z)	(Z)	(Z)	(Z)	(Z)	-	AIR
-	-	-	-	2	(Z)	-	-	-	-	-	-	(Z)	(Z)	-	WATER
(Z)	(Z)	(Z)	(Z)	(Z)	(Z)	(Z)	(Z)	(Z)	(Z)	(Z)	(Z)	(Z)	(Z)	(Z)	P.D.
(Z)	(Z)	(Z)	(Z)	(Z)	(Z)	(Z)	(Z)	(Z)	(Z)	1	1	(Z)	(Z)	(Z)	OT-UK
43	19	34	24	30	21	29	18	26	23	6	7	25	35	4	36612
(Z)	(Z)	11	10	-	-	16	12	-	-	(Z)	(Z)	12	19	-	RAIL
29	14	22	13	29	20	12	5	20	19	4	5	10	11	(Z)	M.C.
29	14	22	13	29	20	12	5	20	19	4	5	10	11	(Z)	ICC
13	3	(Z)	(Z)	1	(Z)	1	(Z)	6	4	-	-	2	3	-	P.T.
(Z)	(Z)	(Z)	(Z)	1	(Z)	(Z)	(Z)	(Z)	(Z)	1	2	1	1	-	AIR
1	1	(Z)	(Z)	-	-	-	-	-	-	-	-	(Z)	1	-	WATER
-	-	-	-	(Z)	1	(Z)	(Z)	(Z)	(Z)	(Z)	(Z)	(Z)	(Z)	(Z)	P.D.
-	-	-	-	(Z)	(Z)	-	-	-	-	-	-	(Z)	(Z)	4	OT-UK
116	31	24	16	54	41	12	10	36	28	15	20	41	54	4	36621
8	3	(Z)	(Z)	8	4	-	-	(Z)	(Z)	2	3	25	1	-	RAIL
66	21	16	14	30	26	8	7	22	19	9	13	25	32	1	M.C.
63	21	16	14	30	26	8	7	20	18	9	13	25	32	1	ICC
2	(Z)	-	-	(Z)	(Z)	-	-	2	1	(Z)	(Z)	1	(Z)	-	N-ICC
36	2	6	(Z)	6	1	2	(Z)	4	4	(Z)	(Z)	2	1	-	P.T.
3	3	1	1	6	7	1	1	2	2	1	1	6	7	(Z)	AIR
-	-	-	-	-	-	-	-	-	-	-	-	5	7	-	WATER
3	1	1	1	4	3	1	1	8	3	2	3	3	6	(Z)	P.D.
(Z)	(Z)	(Z)	(Z)	(Z)	(Z)	1	1	(Z)	(Z)	(Z)	(Z)	(Z)	(Z)	3	OT-UK
203	57	106	55	84	41	36	20	59	64	10	12	79	62	4	367
10	6	20	9	3	2	3	3	3	3	(Z)	(Z)	1	1	-	RAIL
91	29	12	9	54	25	17	9	35	39	7	8	21	30	1	M.C.
69	27	12	9	41	19	17	9	35	38	7	8	19	30	1	ICC
22	2	(Z)	(Z)	13	6	(Z)	(Z)	(Z)	(Z)	(Z)	(Z)	2	(Z)	-	N-ICC
91	16	71	33	16	8	13	6	14	16	1	(Z)	30	6	-	P.T.
4	3	2	2	5	4	3	2	4	4	1	2	15	16	1	AIR
(Z)	(Z)	-	-	2	(Z)	-	-	(Z)	(Z)	-	-	1	(Z)	-	WATER
6	3	2	1	4	3	1	1	2	3	1	2	5	7	(Z)	P.D.
1	(Z)	(Z)	(Z)	(Z)	(Z)	(Z)	(Z)	1	(Z)	(Z)	(Z)	6	2	3	OT-UK
60	15	20	9	37	17	14	8	22	25	(Z)	1	2	3	(Z)	36711
11	6	20	9	3	2	3	3	3	2	-	-	1	1	-	RAIL
17	6	1	1	21	9	1	1	17	19	(Z)	(Z)	(Z)	1	(Z)	M.C.
8	4	1	1	7	3	1	1	17	19	(Z)	(Z)	(Z)	1	(Z)	ICC
8	1	-	-	14	6	-	-	(Z)	(Z)	-	-	-	-	-	N-ICC
32	3	(Z)	(Z)	13	7	10	4	3	3	-	-	(Z)	(Z)	-	P.T.
(Z)	(Z)	(Z)	(Z)	(Z)	(Z)	(Z)	(Z)	(Z)	(Z)	(Z)	(Z)	(Z)	(Z)	-	AIR
-	-	-	-	-	-	-	-	-	-	-	-	-	-	-	WATER
(Z)	(Z)	(Z)	(Z)	(Z)	(Z)	(Z)	(Z)	(Z)	(Z)	(Z)	(Z)	(Z)	(Z)	-	P.D.
(Z)	(Z)	-	-	(Z)	(Z)	-	-	-	-	-	-	(Z)	(Z)	1	OT-UK
4	3	2	1	4	4	2	1	2	1	1	1	15	9	1	36741



TABLE 2. SHIPMENTS BY MANUFACTURING ESTABLISHMENTS--COMMODITIES AND MEANS OF TRANSPORT BY DESTINATION: 1977--CON.

TCC CODE	COMMODITY AND MEANS OF TRANSPORT	ALL SHIPMENTS						TONS (THOUSANDS) AND TON-MILES (MILLIONS) BY DIVISION OF DESTINATION					
		VALUE (MILLION DOLLARS) (A)	TONS (THOU- SANDS) (B)	TON- MILES (MIL- LIONS) (C)	STANDARD ERROR (PERCENT) FOR COLUMNS--			NEW ENGLAND		MIDDLE ATLANTIC			
					(A)	(B)	(C)	TONS	TON- MILES	TONS	TON- MILES		
36741	SOLID STATE SEMICONDUCTOR DEVICES *												
	RAIL	168	11	24	85	100	100	(Z)	(Z)	11	24		
	MOTOR CARRIER	1 717	20	12	20	24	25	2	1	8	2		
	MOTOR CARRIER, ICC	1 632	19	11	22	25	26	2	1	8	2		
	MOTOR CARRIER, NON-ICC	84	1	(Z)	32	61	50	(Z)	(Z)	-	-		
	PRIVATE TRUCK	614	4	(Z)	11	53	63	(Z)	(Z)	(Z)	(Z)		
	AIR	1 360	22	28	13	18	19	3	5	11	14		
	WATER	-	-	-	100	100	100	-	-	-	-		
	PARCEL DELIVERY	770	5	4	30	35	30	1	(Z)	2	1		
	OTHER AND UNKNOWN	405	6	(Z)	28	31	51	(Z)	(Z)	(Z)	(Z)		
36791	MISC. ELECTRONIC COMPONENTS AND ACCESSORIES *	9 025	579	284	9	14	13	27	11	144	49		
	RAIL	33	1	2	24	33	32	-	-	(Z)	(Z)		
	MOTOR CARRIER	3 926	308	145	11	24	18	18	5	109	28		
	MOTOR CARRIER, ICC	3 691	287	144	11	25	18	18	5	101	28		
	MOTOR CARRIER, NON-ICC	235	21	1	40	60	51	(Z)	(Z)	8	(Z)		
	PRIVATE TRUCK	1 108	200	83	16	17	16	3	(Z)	23	14		
	AIR	1 761	33	29	11	12	16	1	1	5	5		
	WATER	41	4	1	31	27	47	-	-	2	(Z)		
	PARCEL DELIVERY	1 782	26	20	13	20	24	3	2	4	2		
	OTHER AND UNKNOWN	374	5	4	27	28	53	1	3	(Z)	(Z)		
369	MISCELLANEOUS ELECTRICAL MACHINERY, EQUIP., SUPPLIES	8 611	2 524	962	6	9	11	51	23	310	74		
	RAIL	458	153	118	21	20	22	-	-	15	11		
	MOTOR CARRIER	5 018	1 323	567	7	11	13	28	17	172	41		
	MOTOR CARRIER, ICC	4 771	1 310	566	7	11	13	28	17	171	41		
	MOTOR CARRIER, NON-ICC	247	13	(Z)	4	34	61	-	-	(Z)	(Z)		
	PRIVATE TRUCK	1 637	1 010	244	12	16	18	22	5	120	21		
	AIR	709	16	15	8	12	14	1	1	2	1		
	WATER	16	5	9	66	65	87	-	-	(Z)	(Z)		
	PARCEL DELIVERY	384	6	5	21	29	31	(Z)	(Z)	1	1		
	OTHER AND UNKNOWN	389	12	5	36	41	75	1	(Z)	(Z)	(Z)		
36911	STORAGE BATTERIES AND PLATES *	2 007	1 548	492	12	13	16	45	8	235	41		
	RAIL	15	10	10	56	62	54	-	-	1	1		
	MOTOR CARRIER	983	694	281	18	19	24	8	3	115	20		
	MOTOR CARRIER, ICC	979	691	281	18	19	24	8	3	115	20		
	MOTOR CARRIER, NON-ICC	4	4	(Z)	74	66	68	-	-	-	-		
	PRIVATE TRUCK	982	838	193	19	19	20	37	5	119	20		
	AIR	9	1	1	41	58	34	(Z)	(Z)	(Z)	(Z)		
	WATER	3	3	7	100	100	100	-	-	-	-		
	PARCEL DELIVERY	5	1	(Z)	23	38	38	(Z)	(Z)	(Z)	(Z)		
	OTHER AND UNKNOWN	11	1	(Z)	6	42	68	-	-	-	-		
36921	PRIMARY BATTERIES, DRY AND WET *	644	131	91	17	18	18	13	11	24	9		
	RAIL	128	47	38	23	16	25	-	-	4	2		
	MOTOR CARRIER	340	70	43	25	27	30	10	8	18	7		
	MOTOR CARRIER, ICC	339	70	43	25	27	30	10	8	18	7		
	MOTOR CARRIER, NON-ICC	1	(Z)	(Z)	73	97	86	-	-	-	-		
	PRIVATE TRUCK	61	11	8	32	56	28	3	2	1	1		
	AIR	69	1	1	26	32	34	(Z)	(Z)	(Z)	(Z)		
	WATER	6	1	(Z)	72	92	92	-	-	(Z)	(Z)		
	PARCEL DELIVERY	23	(Z)	(Z)	28	26	24	(Z)	(Z)	(Z)	(Z)		
	OTHER AND UNKNOWN	17	1	(Z)	-	-	70	-	-	-	-		
36931	X-RAY APPARATUS AND TUBES *	1 881	58	37	12	22	23	3	1	9	3		
	RAIL	7	1	1	44	50	55	-	-	-	-		
	MOTOR CARRIER	960	46	25	15	25	28	2	(Z)	7	2		
	MOTOR CARRIER, ICC	738	38	25	18	28	28	2	(Z)	7	2		
	MOTOR CARRIER, NON-ICC	222	8	(Z)	2	4	52	-	-	(Z)	(Z)		
	PRIVATE TRUCK	105	2	(Z)	18	27	41	(Z)	(Z)	(Z)	(Z)		
	AIR	498	5	7	10	16	16	(Z)	(Z)	1	1		
	WATER	6	(Z)	1	100	100	100	-	-	(Z)	(Z)		
	PARCEL DELIVERY	116	1	1	16	31	30	(Z)	(Z)	(Z)	(Z)		
	OTHER AND UNKNOWN	189	2	1	64	35	31	(Z)	(Z)	(Z)	(Z)		
36941	ELECTRICAL EQUIPMENT FOR INTERNAL COMBUSTION ENGINES *	3 346	598	262	9	7	12	7	3	38	15		
	RAIL	289	91	63	34	33	38	-	-	8	4		
	MOTOR CARRIER	2 387	381	161	10	10	15	5	3	24	10		
	MOTOR CARRIER, ICC	2 387	381	161	10	10	15	5	3	24	10		
	PRIVATE TRUCK	420	115	33	20	19	27	(Z)	(Z)	5	1		
	AIR	57	7	5	35	22	33	-	-	1	(Z)		
	WATER	(Z)	(Z)	(Z)	100	100	100	-	-	(Z)	(Z)		
	PARCEL DELIVERY	60	1	1	20	39	32	(Z)	(Z)	(Z)	(Z)		
	OTHER AND UNKNOWN	133	4	(Z)	2	13	60	2	(Z)	-	-		
36999	ELECTRICAL MACHINERY AND SUPPLIES, NEC *	587	79	41	31	42	33	1	(Z)	6	2		
	RAIL	1	(Z)	(Z)	52	49	55	-	-	(Z)	(Z)		
	MOTOR CARRIER	336	67	33	31	46	36	1	(Z)	5	2		
	MOTOR CARRIER, ICC	335	67	33	31	46	36	1	(Z)	5	2		
	MOTOR CARRIER, NON-ICC	1	(Z)	(Z)	70	77	74	-	-	-	-		
	PRIVATE TRUCK	21	4	(Z)	61	63	91	(Z)	(Z)	1	(Z)		
	AIR	18	1	1	42	56	53	(Z)	(Z)	(Z)	(Z)		
	PARCEL DELIVERY	188	3	2	42	53	52	(Z)	(Z)	(Z)	(Z)		
	OTHER AND UNKNOWN	44	5	4	59	97	100	-	-	-	-		
37	TRANSPORTATION EQUIPMENT	158 804	59 391	29 341	2	10	6	1 080	665	5 916	2 476		
	RAIL	60 817	27 322	19 782	4	8	6	490	373	2 731	1 421		
	MOTOR CARRIER	57 286	18 647	6 129	4	3	7	456	211	2 389	810		
	MOTOR CARRIER, ICC	55 959	18 123	6 060	4	3	8	446	207	2 357	800		
	MOTOR CARRIER, NON-ICC	1 327	525	69	9	13	20	10	4	33	10		
	PRIVATE TRUCK	15 580	9 109	2 107	8	37	33	55	32	366	105		
	AIR	5 825	303	342	17	18	19	39	27	18	21		
	WATER	1 015	57	97	73	36	45	-	-	14	(Z)		
	PARCEL DELIVERY	997	45	28	13	25	16	1	1	3	3		
	OTHER AND UNKNOWN	17 284	3 908	857	5	13	20	39	22	394	116		
371	MOTOR VEHICLES AND EQUIPMENT	114 336	50 734	26 075	3	7	6	957	592	4 884	2 070		

TONS (THOUSANDS) AND TON-MILES (MILLIONS) BY DIVISION OF DESTINATION--CON.

EAST NORTH CENTRAL		WEST NORTH CENTRAL		SOUTH ATLANTIC		EAST SOUTH CENTRAL		WEST SOUTH CENTRAL		MOUNTAIN		PACIFIC		DESTI-NATION UNKNOWN	TCC CODE AND MOT
TONS	TON-MILES	TONS	TON-MILES	TONS	TON-MILES	TONS	TON-MILES	TONS	TON-MILES	TONS	TON-MILES	TONS	TON-MILES	TONS	
-	-	-	-	-	-	-	-	-	-	-	-	(Z)	(Z)	-	36741
2	2	1	1	2	2	(Z)	(Z)	1	1	(Z)	(Z)	4	4	(Z)	RAIL
2	2	1	1	2	2	(Z)	(Z)	1	1	(Z)	(Z)	3	3	(Z)	M.C.
-	-	-	-	-	-	-	-	-	-	-	-	1	1	(Z)	ICC
(Z)	(Z)	(Z)	(Z)	(Z)	(Z)	-	-	(Z)	(Z)	1	(Z)	3	3	(Z)	N-ICC
1	1	1	1	1	2	1	1	1	(Z)	(Z)	(Z)	3	4	-	P.T.
-	-	-	-	-	-	-	-	-	-	-	-	-	-	-	AIR
1	1	(Z)	(Z)	(Z)	(Z)	(Z)	(Z)	(Z)	(Z)	(Z)	(Z)	1	1	-	WATER
(Z)	(Z)	(Z)	(Z)	(Z)	(Z)	-	-	(Z)	(Z)	(Z)	(Z)	5	(Z)	1	P.O.
141	41	87	46	48	23	21	11	34	37	9	12	65	54	3	36791
-	-	(Z)	(Z)	(Z)	(Z)	(Z)	(Z)	1	1	(Z)	(Z)	(Z)	(Z)	-	RAIL
74	24	12	9	36	16	16	9	18	18	7	8	18	28	(Z)	M.C.
62	23	12	9	36	16	16	9	18	18	7	8	17	28	(Z)	ICC
12	1	(Z)	(Z)	(Z)	(Z)	(Z)	(Z)	-	-	(Z)	(Z)	1	(Z)	-	N-ICC
57	12	71	33	3	1	2	1	10	13	(Z)	(Z)	30	8	-	P.T.
3	2	2	2	4	2	1	1	3	3	1	2	12	11	1	AIR
(Z)	(Z)	-	-	2	(Z)	-	-	(Z)	(Z)	-	-	1	(Z)	-	WATER
6	3	1	1	4	3	1	1	2	2	1	2	4	6	(Z)	P.O.
(Z)	(Z)	(Z)	(Z)	(Z)	(Z)	(Z)	(Z)	1	(Z)	(Z)	(Z)	1	1	2	OT-UK
773	221	297	103	358	101	141	58	190	110	71	41	321	231	12	369
34	14	29	15	33	15	13	8	1	1	-	-	28	84	-	RAIL
515	159	179	56	139	50	52	23	99	76	24	21	108	126	8	M.C.
507	159	178	56	139	50	52	23	99	76	24	21	105	126	8	ICC
8	(Z)	1	(Z)	(Z)	(Z)	(Z)	(Z)	(Z)	(Z)	-	-	4	(Z)	-	N-ICC
220	46	86	30	181	34	75	27	84	28	46	20	178	34	(Z)	P.T.
3	2	2	2	3	2	1	1	1	1	(Z)	(Z)	3	6	-	AIR
1	1	(Z)	(Z)	1	(Z)	-	-	-	-	-	-	3	9	-	WATER
(Z)	(Z)	(Z)	(Z)	1	(Z)	(Z)	(Z)	1	1	(Z)	(Z)	1	2	(Z)	P.O.
(Z)	(Z)	(Z)	(Z)	1	(Z)	(Z)	(Z)	5	4	(Z)	(Z)	(Z)	1	4	OT-UK
307	98	183	62	248	60	106	39	138	54	56	29	229	102	1	36911
2	1	1	(Z)	(Z)	1	5	3	(Z)	(Z)	-	-	2	3	-	RAIL
196	66	119	37	77	27	32	10	54	33	19	13	75	71	(Z)	M.C.
196	66	118	37	77	27	32	10	54	33	19	13	72	71	(Z)	ICC
-	-	1	(Z)	-	-	-	-	-	-	-	-	3	(Z)	-	N-ICC
108	30	64	25	170	31	70	25	83	21	37	16	149	20	(Z)	P.T.
(Z)	(Z)	(Z)	(Z)	(Z)	(Z)	(Z)	(Z)	1	(Z)	(Z)	(Z)	(Z)	(Z)	-	AIR
-	-	-	-	1	(Z)	-	-	-	-	-	-	3	7	-	WATER
(Z)	(Z)	(Z)	(Z)	1	(Z)	-	-	-	-	-	-	3	7	-	P.O.
(Z)	(Z)	(Z)	(Z)	(Z)	(Z)	(Z)	(Z)	(Z)	(Z)	(Z)	(Z)	(Z)	(Z)	1	OT-UK
34	16	5	4	20	7	13	7	6	6	(Z)	1	15	29	1	36921
12	6	3	3	10	3	8	5	1	1	-	-	8	18	-	RAIL
18	8	1	1	9	3	5	2	5	5	(Z)	1	4	7	-	M.C.
18	8	1	1	9	3	5	2	5	5	(Z)	1	4	7	-	ICC
-	-	(Z)	(Z)	-	-	-	-	(Z)	(Z)	-	-	-	-	-	N-ICC
4	1	(Z)	(Z)	1	(Z)	-	-	(Z)	(Z)	(Z)	(Z)	2	3	-	P.T.
(Z)	(Z)	(Z)	(Z)	(Z)	(Z)	(Z)	(Z)	(Z)	(Z)	-	-	(Z)	(Z)	-	AIR
-	-	-	-	1	(Z)	-	-	-	-	-	-	-	-	-	WATER
(Z)	(Z)	(Z)	(Z)	(Z)	(Z)	(Z)	(Z)	(Z)	(Z)	(Z)	(Z)	(Z)	(Z)	-	P.O.
(Z)	(Z)	(Z)	(Z)	(Z)	(Z)	(Z)	(Z)	(Z)	(Z)	(Z)	(Z)	(Z)	(Z)	1	OT-UK
22	8	4	3	6	4	2	1	3	3	1	2	8	13	(Z)	36931
(Z)	(Z)	-	-	(Z)	(Z)	-	-	-	-	-	-	(Z)	1	-	RAIL
21	6	3	2	3	2	2	1	2	3	1	2	4	7	-	M.C.
13	6	3	2	3	2	1	1	2	3	1	2	4	7	-	ICC
7	(Z)	-	-	(Z)	(Z)	(Z)	(Z)	(Z)	(Z)	(Z)	(Z)	-	-	-	N-ICC
(Z)	(Z)	-	-	1	(Z)	-	-	(Z)	(Z)	(Z)	(Z)	1	(Z)	-	P.T.
1	1	(Z)	(Z)	1	1	1	1	(Z)	(Z)	(Z)	(Z)	1	2	-	AIR
-	-	-	-	-	-	-	-	-	-	-	-	(Z)	1	-	WATER
(Z)	(Z)	(Z)	(Z)	(Z)	(Z)	(Z)	(Z)	(Z)	(Z)	(Z)	(Z)	(Z)	(Z)	(Z)	P.O.
(Z)	(Z)	(Z)	(Z)	1	(Z)	(Z)	(Z)	(Z)	(Z)	(Z)	(Z)	(Z)	(Z)	1	OT-UK
358	73	40	20	40	22	22	12	41	41	1	2	40	75	10	36941
20	6	25	11	21	11	(Z)	(Z)	-	-	-	-	16	31	-	RAIL
242	53	12	7	15	9	21	12	35	33	1	2	18	34	8	M.C.
242	53	12	7	15	9	21	12	35	33	1	2	18	34	8	ICC
95	13	2	1	2	1	(Z)	(Z)	6	8	-	-	4	9	-	P.T.
1	1	2	1	1	1	1	(Z)	(Z)	(Z)	(Z)	(Z)	1	2	-	AIR
-	-	-	-	-	-	-	-	-	-	-	-	-	-	-	WATER
(Z)	(Z)	(Z)	(Z)	(Z)	(Z)	(Z)	(Z)	(Z)	(Z)	(Z)	(Z)	(Z)	(Z)	(Z)	P.O.
(Z)	(Z)	-	-	-	-	-	-	-	-	-	-	-	-	2	OT-UK
14	5	4	2	34	8	2	1	9	8	2	3	5	12	(Z)	36999
-	-	-	-	-	-	-	-	(Z)	(Z)	-	-	-	-	-	RAIL
13	4	4	2	32	8	2	(Z)	4	3	2	3	4	10	-	M.C.
13	4	4	2	32	8	2	(Z)	4	3	2	3	4	10	-	ICC
(Z)	(Z)	-	-	-	-	-	-	-	-	-	-	(Z)	(Z)	-	N-ICC
(Z)	(Z)	(Z)	(Z)	2	(Z)	(Z)	(Z)	(Z)	(Z)	(Z)	(Z)	(Z)	(Z)	-	P.T.
(Z)	(Z)	(Z)	(Z)	(Z)	(Z)	(Z)	(Z)	(Z)	(Z)	(Z)	(Z)	(Z)	(Z)	-	AIR
1	(Z)	(Z)	(Z)	(Z)	(Z)	(Z)	(Z)	5	(Z)	(Z)	(Z)	1	1	-	P.O.
-	-	-	-	-	-	-	-	5	4	-	-	(Z)	(Z)	(Z)	OT-UK
20 898	4 479	5 667	2 984	6 252	3 374	5 458	1 764	4 659	3 605	1 795	1 824	5 740	8 170	1 926	37
7 028	2 038	3 555	2 101	3 791	2 358	1 506	685	3 161	2 845	1 292	1 464	3 766	6 498	1	RAIL
8 970	1 705	1 649	695	1 513	638	1 058	380	843	420	275	228	1 288	1 041	206	M.C.
8 579	1 691	1 639	692	1 494	630	1 055	378	831	410	274	227	1 242	1 024	206	ICC
391	14	10	4	19	8	3	2	12	10	1	1	47	17	-	N-ICC
4 010	614	299	106	533	186	2 786	656	428	175	194	97	395	136	44	P.T.
62	56	38	23	32	28	2	2	13	11	2	2	93	173	3	AIR
1	(Z)	1	2	-	-	(Z)	(Z)	(Z)	(Z)	-	-	40	95	-	WATER
10	5	10	3	6	3	3	1	3	2	3	3	7	7	(Z)	P.O.
818	61	114	54	377	161	104	39	212	153	29	31	151	220	1 672	OT-UK
19 347	4 070	4 908	2 633	5 393	2 965	4 735	1 594	3 904	3 267	1 389	1 521	4 730	7 365	488	371

TABLE 2. SHIPMENTS BY MANUFACTURING ESTABLISHMENTS--COMMODITIES AND MEANS OF TRANSPORT BY DESTINATION: 1977--CON.

TCC CODE	COMMODITY AND MEANS OF TRANSPORT	ALL SHIPMENTS						TONS (THOUSANDS) AND TON-MILES (MILLIONS) BY DIVISION OF DESTINATION			
		VALUE (MILLION DOLLARS) (A)	TONS (THOU- SANDS) (B)	TON- MILES (MIL- LIONS) (C)	STANDARD ERROR (PERCENT) FOR COLUMNS--			NEW ENGLAND TONS	NEW ENGLAND TON- MILES	MIDDLE ATLANTIC TONS	MIDDLE ATLANTIC TON- MILES
					(A)	(B)	(C)				
371	MOTOR VEHICLES AND EQUIPMENT	57 167	24 938	18 807	4	9	7	479	365	2 429	1 346
	RAIL	42 988	16 462	4 959	5	4	9	395	174	2 044	613
	MOTOR CARRIER, ICC	42 036	15 990	4 905	5	4	9	385	171	2 012	603
	MOTOR CARRIER, NON-ICC	952	472	54	7	11	25	10	4	33	10
	PRIVATE TRUCK	7 496	7 272	1 498	13	39	44	13	9	253	68
	AIR	499	216	231	16	26	28	38	26	(Z)	(Z)
	WATER	68	25	76	40	48	50	-	-	(Z)	(Z)
	PARCEL DELIVERY	190	29	14	44	41	29	(Z)	(Z)	(Z)	(Z)
	OTHER AND UNKNOWN	5 928	1 792	490	4	6	11	32	16	148	39
3711	MOTOR VEHICLES AND EQUIPMENT	67 781	22 205	14 189	2	2	3	680	401	2 469	1 089
	RAIL	38 859	13 001	11 578	2	2	3	366	293	1 218	763
	MOTOR CARRIER, ICC	26 556	8 510	2 219	5	4	7	297	98	1 153	292
	MOTOR CARRIER, NON-ICC	26 042	8 370	2 191	5	4	8	287	95	1 138	290
	PRIVATE TRUCK	514	140	27	10	12	9	9	4	15	2
	AIR	297	131	33	26	36	32	1	(Z)	8	3
	WATER	13	7	18	99	98	99	-	-	(Z)	(Z)
	PARCEL DELIVERY	63	24	74	43	49	50	-	-	-	-
	OTHER AND UNKNOWN	(Z)	(Z)	(Z)	66	63	64	(Z)	(Z)	(Z)	(Z)
	OTHER AND UNKNOWN	1 993	533	268	9	9	20	16	9	90	31
37111	MOTOR PASSENGER CARS, ASSEMBLED	46 422	14 934	9 745	2	1	3	464	281	1 722	786
	RAIL	27 880	8 972	8 170	3	2	3	282	230	838	571
	MOTOR CARRIER, ICC	18 371	5 910	1 484	2	2	4	182	52	884	214
	MOTOR CARRIER, NON-ICC	18 032	5 814	1 476	2	2	4	178	51	874	214
	PRIVATE TRUCK	339	95	8	13	16	14	5	1	10	1
	AIR	70	15	(Z)	82	70	72	-	-	-	-
	WATER	13	7	18	100	100	100	-	-	-	-
	PARCEL DELIVERY	62	24	72	43	49	49	-	-	-	-
	OTHER AND UNKNOWN	26	7	(Z)	60	50	88	-	-	-	-
37112	MOTOR TRUCKS AND TRUCK TRACTORS, ASSEMBLED	19 476	6 773	4 144	6	4	5	207	113	687	263
	RAIL	10 568	3 925	3 317	3	4	5	85	64	368	188
	MOTOR CARRIER, ICC	7 493	2 458	665	16	11	20	114	46	249	68
	MOTOR CARRIER, NON-ICC	7 318	2 414	645	16	11	20	109	44	244	66
	PRIVATE TRUCK	175	44	20	9	10	9	5	2	5	2
	AIR	35	34	7	96	98	90	-	-	-	-
	OTHER AND UNKNOWN	1 380	355	155	7	7	14	9	4	70	8
37113	MOTOR COACHES, ASSEMBLED	708	160	140	28	36	44	-	-	25	26
	RAIL	286	40	46	43	40	52	-	-	8	4
	MOTOR CARRIER, ICC	286	40	46	43	40	52	-	-	8	4
	PRIVATE TRUCK	41	18	7	100	100	100	-	-	1	1
	OTHER AND UNKNOWN	380	102	88	41	46	66	-	-	15	21
37116	MOTOR BUSES AND TRUCKS INCL. FIRE TRUCKS, KNOCKED DOWN	509	174	82	7	9	24	8	5	13	5
	RAIL	169	57	48	17	21	38	-	-	6	2
	MOTOR CARRIER, ICC	173	50	9	13	13	16	-	-	3	1
	MOTOR CARRIER, NON-ICC	173	50	9	13	13	16	-	-	3	1
	PRIVATE TRUCK	9	3	1	26	23	34	-	-	-	-
	AIR	(Z)	(Z)	(Z)	67	67	63	-	-	(Z)	(Z)
	OTHER AND UNKNOWN	157	63	24	16	15	25	8	5	4	2
37119	MOTOR VEHICLES INCL. GOLF CARTS, NEC	227	69	25	29	13	15	1	1	7	3
	RAIL	1	(Z)	(Z)	100	100	100	-	-	-	-
	MOTOR CARRIER, ICC	43	8	5	25	23	29	(Z)	(Z)	1	(Z)
	MOTOR CARRIER, NON-ICC	43	8	5	25	23	29	(Z)	(Z)	1	(Z)
	PRIVATE TRUCK	132	55	18	14	11	17	1	(Z)	7	2
	WATER	1	(Z)	2	100	100	100	-	-	-	-
	PARCEL DELIVERY	(Z)	(Z)	(Z)	69	70	71	-	-	(Z)	(Z)
	OTHER AND UNKNOWN	50	4	1	98	95	100	-	-	-	-
3713	TRUCK AND BUS BODIES	1 545	1 076	371	12	15	14	33	14	162	39
	RAIL	83	47	60	36	19	24	(Z)	(Z)	5	2
	MOTOR CARRIER, ICC	269	154	58	22	36	33	8	3	56	18
	MOTOR CARRIER, NON-ICC	269	154	58	22	36	33	8	3	56	18
	PRIVATE TRUCK	(Z)	(Z)	(Z)	75	79	88	-	-	-	-
	AIR	730	498	109	14	14	48	3	1	21	5
	WATER	(Z)	(Z)	(Z)	37	43	62	-	-	(Z)	(Z)
	PARCEL DELIVERY	3	(Z)	(Z)	100	100	100	-	-	(Z)	(Z)
	OTHER AND UNKNOWN	2	(Z)	(Z)	58	60	64	(Z)	(Z)	(Z)	(Z)
	OTHER AND UNKNOWN	456	376	144	21	30	16	21	9	80	15
37131	MOTOR TRUCK BODIES	1 256	826	254	13	19	22	21	5	139	27
	RAIL	74	43	59	37	21	25	(Z)	(Z)	5	2
	MOTOR CARRIER, ICC	269	154	58	22	36	33	8	3	56	18
	MOTOR CARRIER, NON-ICC	269	154	58	22	36	33	8	3	56	18
	PRIVATE TRUCK	(Z)	(Z)	(Z)	75	79	88	-	-	-	-
	AIR	730	498	109	14	14	48	3	1	21	5
	WATER	(Z)	(Z)	(Z)	37	43	62	-	-	(Z)	(Z)
	PARCEL DELIVERY	3	(Z)	(Z)	100	100	100	-	-	(Z)	(Z)
	OTHER AND UNKNOWN	2	(Z)	(Z)	64	69	79	(Z)	(Z)	(Z)	(Z)
	OTHER AND UNKNOWN	176	130	28	35	59	40	10	1	57	3
37132	MOTOR BUS BODIES	289	250	117	15	10	16	12	8	23	12
	RAIL	9	4	1	54	59	44	-	-	-	-
	MOTOR CARRIER, ICC	(Z)	(Z)	(Z)	67	73	72	(Z)	(Z)	-	-
	MOTOR CARRIER, NON-ICC	(Z)	(Z)	(Z)	67	73	72	(Z)	(Z)	-	-
	PRIVATE TRUCK	(Z)	(Z)	(Z)	51	51	60	(Z)	(Z)	-	-
	WATER	(Z)	(Z)	(Z)	19	16	19	(Z)	(Z)	(Z)	(Z)
	PARCEL DELIVERY	(Z)	(Z)	(Z)	19	16	19	(Z)	(Z)	(Z)	(Z)
	OTHER AND UNKNOWN	280	246	116	15	10	16	12	8	23	12
3714	MOTOR VEHICLE PARTS AND ACCESSORIES	39 056	25 270	10 781	6	14	14	190	161	2 056	897
	RAIL	16 717	11 383	6 762	10	18	19	103	65	1 150	552
	MOTOR CARRIER, ICC	14 639	7 153	2 536	10	8	16	43	66	701	295
	MOTOR CARRIER, NON-ICC	14 235	6 827	2 512	10	8	16	43	66	685	288



TONS (THOUSANDS) AND TON-MILES (MILLIONS) BY DIVISION OF DESTINATION--CON.

EAST NORTH CENTRAL		WEST NORTH CENTRAL		SOUTH ATLANTIC		EAST SOUTH CENTRAL		WEST SOUTH CENTRAL		MOUNTAIN		PACIFIC		DESTINATION UNKNOWN	TCC CODE AND MOT
TONS	TON-MILES	TONS	TON-MILES	TONS	TON-MILES	TONS	TON-MILES	TONS	TON-MILES	TONS	TON-MILES	TONS	TON-MILES	TONS	
6 554	1 940	3 164	1 929	3 498	2 259	1 113	611	3 051	2 760	1 206	1 370	3 445	6 227	1	371 RAIL
8 393	1 546	1 495	601	1 291	490	925	317	632	332	109	104	977	781	201	M.C.
8 014	1 534	1 492	600	1 273	482	922	315	620	323	109	104	961	774	201	ICC
379	12	3	1	18	8	3	2	11	9	(Z)	(Z)	16	7	2	N-ICC
3 596	484	140	49	271	73	2 642	638	146	100	54	24	156	53	2	P.T.
58	53	36	20	12	6	(Z)	(Z)	1	1	(Z)	(Z)	62	122	-	AIR
-	-	-	-	-	-	-	-	-	-	-	-	25	76	-	WATER
7	4	8	2	4	1	2	1	2	1	2	2	3	2	28	P.O.
740	43	64	32	317	135	52	27	73	72	18	21	63	104	(Z)	OT-UK
5 747	1 630	2 200	1 259	2 979	1 897	1 354	682	3 026	2 554	1 233	1 380	2 311	3 296	205	3711 RAIL
1 615	890	1 321	958	2 155	1 605	860	524	2 616	2 339	1 138	1 294	1 712	2 912	1	RAIL
3 970	701	819	273	732	238	453	139	328	150	76	65	540	263	141	M.C.
3 882	695	817	272	716	231	450	137	324	145	76	65	540	263	141	ICC
88	6	8	2	16	7	3	2	5	2	-	-	-	-	-	N-ICC
37	4	8	4	31	11	14	1	24	3	4	4	3	2	2	P.T.
(Z)	(Z)	(Z)	(Z)	(Z)	(Z)	(Z)	(Z)	-	-	-	-	7	18	-	AIR
-	-	-	-	-	-	-	-	-	-	-	-	24	74	-	WATER
(Z)	(Z)	-	-	(Z)	(Z)	(Z)	(Z)	-	-	-	-	-	-	-	P.D.
126	34	53	24	61	44	28	18	58	63	15	17	24	28	61	OT-UK
3 999	1 217	1 499	815	2 219	1 500	933	495	1 734	1 448	661	767	1 698	2 436	5	37111 RAIL
1 233	734	918	648	1 699	1 330	647	401	1 511	1 371	607	719	1 237	2 166	-	RAIL
2 756	483	573	167	520	170	287	93	223	77	53	48	428	180	5	M.C.
2 682	480	573	167	515	168	285	92	223	77	53	48	428	180	5	ICC
74	3	-	-	5	2	1	1	-	-	-	-	-	-	-	N-ICC
10	(Z)	5	(Z)	-	-	-	-	-	-	(Z)	(Z)	-	-	-	P.T.
-	-	-	-	-	-	-	-	-	-	-	-	7	18	-	AIR
-	-	-	-	-	-	-	-	-	-	-	-	24	72	-	WATER
(Z)	(Z)	3	(Z)	-	-	-	-	(Z)	(Z)	1	(Z)	2	(Z)	-	OT-UK
1 590	381	622	402	719	366	408	180	1 232	1 069	555	596	559	773	193	37112 RAIL
377	156	376	293	441	267	207	119	1 091	957	525	568	455	707	-	RAIL
1 132	205	231	99	211	67	165	45	104	72	23	17	94	46	136	M.C.
1 117	202	229	97	199	62	163	44	100	67	23	17	94	46	136	ICC
14	3	2	1	12	5	2	1	5	5	-	-	-	-	-	N-ICC
-	-	-	-	24	7	10	(Z)	-	-	-	-	-	-	-	P.T.
82	20	15	10	44	26	25	16	37	41	7	11	10	20	57	OT-UK
27	13	40	15	16	18	3	3	14	16	7	5	26	42	2	37113 RAIL
2	(Z)	10	4	1	(Z)	-	-	1	(Z)	-	-	18	36	-	M.C.
2	(Z)	10	4	1	(Z)	-	-	1	(Z)	-	-	18	36	-	ICC
9	-	-	-	3	2	1	1	-	-	2	2	-	-	2	P.T.
16	12	30	11	13	16	2	3	13	16	5	3	8	6	-	OT-UK
74	10	16	8	15	6	8	4	21	17	4	4	15	23	-	37116 RAIL
-	-	9	5	11	5	6	3	14	11	2	2	10	21	-	RAIL
44	7	1	1	1	(Z)	1	(Z)	(Z)	(Z)	-	-	-	-	-	M.C.
44	7	1	1	1	(Z)	1	(Z)	(Z)	(Z)	-	-	-	-	-	ICC
3	(Z)	(Z)	(Z)	-	-	-	-	-	-	(Z)	(Z)	-	-	-	P.T.
-	-	-	-	-	-	-	-	-	-	-	-	-	-	-	AIR
27	3	5	3	4	1	(Z)	(Z)	8	6	2	2	4	2	-	OT-UK
15	4	6	5	5	2	2	1	24	4	1	2	3	4	4	37119 RAIL
(Z)	(Z)	-	-	-	-	-	-	-	-	-	-	-	-	-	RAIL
4	1	3	2	-	-	-	-	(Z)	(Z)	(Z)	(Z)	-	-	-	M.C.
4	1	3	2	-	-	-	-	(Z)	(Z)	(Z)	(Z)	-	-	-	ICC
11	2	3	4	5	2	2	1	24	3	1	2	3	2	-	P.T.
-	-	-	-	-	-	-	-	-	-	-	-	(Z)	2	-	WATER
(Z)	(Z)	-	-	-	-	-	-	-	-	-	-	-	-	-	P.O.
-	-	-	-	(Z)	1	-	-	-	-	-	-	-	-	4	OT-UK
446	40	62	44	148	38	73	33	38	28	30	47	45	89	39	3713 RAIL
5	3	(Z)	(Z)	12	7	(Z)	(Z)	2	2	14	24	9	22	-	RAIL
26	5	9	7	28	10	14	6	4	4	1	1	3	6	4	M.C.
26	5	9	7	28	10	14	6	4	4	1	1	3	6	4	ICC
-	-	-	-	(Z)	(Z)	-	-	-	-	(Z)	(Z)	-	-	-	N-ICC
374	21	23	23	35	8	18	10	9	11	7	13	8	16	(Z)	P.T.
(Z)	(Z)	-	-	-	-	(Z)	(Z)	(Z)	(Z)	(Z)	(Z)	(Z)	(Z)	-	AIR
(Z)	(Z)	(Z)	(Z)	(Z)	(Z)	(Z)	(Z)	(Z)	(Z)	(Z)	(Z)	(Z)	(Z)	-	WATER
41	11	30	14	72	13	41	17	23	12	9	8	24	46	35	OT-UK
413	31	37	33	101	28	41	20	17	18	24	41	25	51	8	37131 RAIL
5	3	(Z)	(Z)	8	6	(Z)	(Z)	2	2	14	24	9	22	-	RAIL
26	5	9	7	28	10	14	6	4	4	1	1	3	6	4	M.C.
26	5	9	7	28	10	14	6	4	4	1	1	3	6	4	ICC
-	-	-	-	(Z)	(Z)	-	-	-	-	(Z)	(Z)	-	-	-	N-ICC
374	21	23	23	35	8	18	10	9	11	7	13	8	16	(Z)	P.T.
(Z)	(Z)	-	-	-	-	(Z)	(Z)	(Z)	(Z)	(Z)	(Z)	(Z)	(Z)	-	AIR
(Z)	(Z)	-	-	-	-	-	-	-	-	-	-	-	-	-	WATER
(Z)	(Z)	(Z)	(Z)	(Z)	(Z)	(Z)	(Z)	(Z)	(Z)	(Z)	(Z)	(Z)	(Z)	-	P.D.
8	2	5	2	29	5	9	4	2	2	2	2	4	8	4	OT-UK
33	9	25	11	47	10	32	13	21	10	6	6	20	38	31	37132 RAIL
(Z)	(Z)	-	-	4	1	-	-	-	-	-	-	-	-	-	RAIL
(Z)	(Z)	-	-	-	-	-	-	-	-	-	-	(Z)	(Z)	-	M.C.
(Z)	(Z)	-	-	-	-	-	-	-	-	-	-	(Z)	(Z)	-	ICC
(Z)	(Z)	(Z)	(Z)	-	-	-	-	-	-	(Z)	(Z)	-	-	-	P.T.
(Z)	(Z)	(Z)	(Z)	(Z)	(Z)	-	-	(Z)	(Z)	(Z)	(Z)	(Z)	(Z)	-	P.O.
33	9	25	11	43	9	32	13	21	10	6	6	20	38	31	OT-UK
12 371	2 306	2 428	1 234	1 815	833	3 213	832	581	563	141	85	2 280	3 871	195	3714 RAIL
4 881	1 010	1 761	911	1 225	577	203	52	360	351	41	45	1 657	3 199	-	RAIL
4 333	820	574	298	460	218	444	164	153	138	27	33	418	503	(Z)	M.C.
4 043	814	574	298	459	218	444	164	151	136	27	33	401	495	(Z)	ICC

TABLE 2. SHIPMENTS BY MANUFACTURING ESTABLISHMENTS--COMMODITIES AND MEANS OF TRANSPORT BY DESTINATION: 1977--CON.

TCC CODE	COMMODITY AND MEANS OF TRANSPORT	ALL SHIPMENTS						TONS (THOUSANDS) AND TON-MILES (MILLIONS) BY DIVISION OF DESTINATION				
		VALUE (MILLION DOLLARS) (A)	TONS (THOUSANDS) (B)	TON-MILES (MILLIONS) (C)	STANDARD ERROR (PERCENT) FOR COLUMNS--			NEW ENGLAND TONS	NEW ENGLAND TON-MILES	MIDDLE ATLANTIC TONS	MIDDLE ATLANTIC TON-MILES	
					(A)	(B)	(C)					
3714	MOTOR VEHICLE PARTS AND ACCESSORIES.											
	MOTOR CARRIER, NON-ICC	404	326	23	16	16	49	-	-	16	7	
	PRIVATE TRUCK	5 980	6 283	1 223	16	45	52	5	4	195	45	
	AIR	470	203	205	17	27	30	38	26	8	4	
	WATER	(Z)	(Z)	1	100	100	100	-	-	(Z)	(Z)	
	PARCEL DELIVERY	181	21	12	46	43	31	(Z)	(Z)	2	1	
	OTHER AND UNKNOWN	1 068	227	44	16	10	45	-	-	(Z)	(Z)	
37143	MOTOR VEHICLE GEAR FRAMES.	1 150	1 299	672	9	4	8	-	-	173	35	
	RAIL	788	956	569	6	6	10	-	-	101	32	
	MOTOR CARRIER	352	333	103	33	11	14	-	-	72	3	
	MOTOR CARRIER, ICC	345	327	103	33	11	14	-	-	72	3	
	MOTOR CARRIER, NON-ICC	7	6	(Z)	49	49	49	-	-	-	-	
	PRIVATE TRUCK	10	10	(Z)	86	70	84	-	-	-	-	
	AIR	(Z)	(Z)	(Z)	77	80	69	-	-	-	-	
37144	MOTOR CAR INTERNAL COMBUSTION ENGINES AND PARTS.	9 969	8 070	3 275	13	33	27	4	3	612	288	
	RAIL	4 677	2 840	1 910	15	33	32	1	(Z)	426	233	
	MOTOR CARRIER	2 550	1 406	432	30	15	27	4	3	106	43	
	MOTOR CARRIER, ICC	2 353	1 248	426	31	17	26	4	3	106	43	
	MOTOR CARRIER, NON-ICC	197	157	7	27	21	89	-	-	-	-	
	PRIVATE TRUCK	2 270	3 721	877	29	65	66	-	-	77	12	
	AIR	103	38	55	45	74	76	-	-	(Z)	(Z)	
	PARCEL DELIVERY	17	1	(Z)	65	70	55	(Z)	(Z)	(Z)	(Z)	
	OTHER AND UNKNOWN	352	64	1	3	3	80	-	-	-	-	
37145	MOTOR VEHICLE BRAKES AND PARTS	1 412	647	179	9	8	12	3	1	48	14	
	RAIL	111	51	31	26	26	34	-	-	-	-	
	MOTOR CARRIER	875	351	113	8	8	11	2	1	39	9	
	MOTOR CARRIER, ICC	864	346	112	8	8	11	2	1	39	9	
	MOTOR CARRIER, NON-ICC	11	5	(Z)	70	68	96	-	-	-	-	
	PRIVATE TRUCK	409	242	34	21	17	14	(Z)	(Z)	9	5	
	AIR	4	1	1	46	68	55	(Z)	(Z)	(Z)	(Z)	
	PARCEL DELIVERY	4	(Z)	(Z)	29	29	28	(Z)	(Z)	(Z)	(Z)	
	OTHER AND UNKNOWN	11	2	(Z)	44	13	95	-	-	-	-	
37146	MOTOR VEHICLE STEERING GEARS AND PARTS	3 277	1 539	653	25	22	26	(Z)	(Z)	123	33	
	RAIL	882	457	348	16	14	27	-	-	31	11	
	MOTOR CARRIER	1 843	874	254	40	35	54	(Z)	(Z)	62	21	
	MOTOR CARRIER, ICC	1 841	870	254	40	35	54	(Z)	(Z)	62	21	
	MOTOR CARRIER, NON-ICC	1	4	(Z)	100	100	100	-	-	-	-	
	PRIVATE TRUCK	467	180	15	24	20	20	-	-	29	(Z)	
	AIR	58	18	15	28	29	37	-	-	1	(Z)	
	PARCEL DELIVERY	2	(Z)	(Z)	25	25	31	-	-	(Z)	(Z)	
	OTHER AND UNKNOWN	26	10	20	65	64	63	-	-	-	-	
37147	MOTOR VEHICLE BODY PARTS	881	596	333	15	11	19	2	1	24	11	
	RAIL	506	382	260	16	14	24	-	-	9	4	
	MOTOR CARRIER	289	150	56	29	21	26	2	1	14	6	
	MOTOR CARRIER, ICC	260	129	56	27	19	25	2	1	14	6	
	MOTOR CARRIER, NON-ICC	29	21	(Z)	56	41	46	-	-	-	-	
	PRIVATE TRUCK	59	55	11	24	26	24	-	-	1	1	
	AIR	15	8	5	24	27	31	-	-	(Z)	(Z)	
	PARCEL DELIVERY	2	(Z)	(Z)	68	53	54	(Z)	(Z)	(Z)	(Z)	
	OTHER AND UNKNOWN	10	2	(Z)	100	100	100	-	-	-	-	
37148	MOTOR VEHICLE WHEELS AND PARTS	2 151	1 866	928	40	28	43	23	52	348	212	
	RAIL	671	614	338	43	25	28	-	-	184	93	
	MOTOR CARRIER	941	678	395	54	39	60	22	51	133	100	
	MOTOR CARRIER, ICC	932	662	388	54	38	60	22	51	117	92	
	MOTOR CARRIER, NON-ICC	9	16	7	100	100	100	-	-	16	7	
	PRIVATE TRUCK	517	548	176	41	39	72	1	(Z)	30	18	
	AIR	12	23	17	48	53	43	-	-	1	1	
	PARCEL DELIVERY	9	3	2	79	78	69	(Z)	(Z)	(Z)	(Z)	
	OTHER AND UNKNOWN	1	1	(Z)	61	42	91	-	-	-	-	
37149	MOTOR VEHICLE ACCESSORIES AND PARTS, NEC	19 147	10 894	4 568	8	12	16	154	99	700	282	
	RAIL	9 055	6 065	3 297	13	19	20	103	65	398	180	
	MOTOR CARRIER	7 158	3 146	1 049	9	11	8	13	10	252	92	
	MOTOR CARRIER, ICC	7 017	3 029	1 042	9	11	8	13	10	252	92	
	MOTOR CARRIER, NON-ICC	141	117	8	22	26	32	-	-	(Z)	(Z)	
	PRIVATE TRUCK	1 951	1 421	90	11	13	24	(Z)	(Z)	43	7	
	AIR	269	112	106	20	35	32	38	25	6	3	
	WATER	(Z)	(Z)	1	100	100	100	-	-	(Z)	(Z)	
	PARCEL DELIVERY	96	10	7	41	43	44	(Z)	(Z)	1	1	
	OTHER AND UNKNOWN	617	141	19	19	18	79	-	-	(Z)	(Z)	
37151	TRUCK TRAILERS *	1 847	1 041	419	13	12	13	16	10	157	52	
	RAIL	189	88	73	52	47	46	-	-	18	16	
	MOTOR CARRIER	716	400	144	18	19	17	10	6	66	12	
	MOTOR CARRIER, ICC	684	393	142	20	20	18	10	6	65	12	
	MOTOR CARRIER, NON-ICC	32	7	3	89	64	92	(Z)	(Z)	1	(Z)	
	PRIVATE TRUCK	925	546	200	19	18	17	6	4	73	25	
	AIR	(Z)	(Z)	(Z)	70	82	87	-	-	(Z)	(Z)	
	PARCEL DELIVERY	8	3	1	66	92	92	(Z)	(Z)	(Z)	(Z)	
	OTHER AND UNKNOWN	8	4	(Z)	98	98	100	-	-	-	-	
372	AIRCRAFT AND PARTS	24 691	637	343	7	4	7	19	5	46	40	
	RAIL	550	21	23	24	23	22	-	-	(Z)	(Z)	
	MOTOR CARRIER	8 144	242	192	14	14	12	7	3	31	25	
	MOTOR CARRIER, ICC	7 947	239	192	15	14	12	7	3	31	25	
	MOTOR CARRIER, NON-ICC	198	2	(Z)	33	29	32	(Z)	(Z)	(Z)	(Z)	
	PRIVATE TRUCK	3 803	98	20	12	6	19	11	(Z)	6	1	
	AIR	4 160	71	91	24	15	9	1	1	7	12	
	WATER	165	2	(Z)	22	70	44	-	-	(Z)	(Z)	
	PARCEL DELIVERY	596	6	5	16	21	15	(Z)	(Z)	1	1	
	OTHER AND UNKNOWN	7 274	198	11	2	6	17	(Z)	1	1	1	

TONS (THOUSANDS) AND TON-MILES (MILLIONS) BY DIVISION OF DESTINATION--CON.

EAST NORTH CENTRAL		WEST NORTH CENTRAL		SOUTH ATLANTIC		EAST SOUTH CENTRAL		WEST SOUTH CENTRAL		MOUNTAIN		PACIFIC		DESTINATION UNKNOWN	TCC CODE AND MOT	
TONS	TON-MILES	TONS	TON-MILES	TONS	TON-MILES	TONS	TON-MILES	TONS	TON-MILES	TONS	TON-MILES	TONS	TON-MILES	TONS		
291	6	-	-	1	1	-	-	2	2	-	-	16	7	-	3714	
3 094	427	55	4	110	30	2 563	615	62	67	71	6	128	25	(Z)	N-ICC	
54	46	36	20	12	6	(Z)	(Z)	1	1	(Z)	(Z)	54	102	(Z)	P.T.	
-	-	-	-	-	-	-	-	-	-	-	-	(Z)	1	(Z)	AIR	
5	3	1	1	4	1	2	1	2	1	2	1	3	2	(Z)	P.D.	
4	(Z)	1	1	3	(Z)	(Z)	(Z)	4	4	(Z)	(Z)	20	39	(Z)	OT-UK	
666	202	208	89	68	41	25	10	26	23	(Z)	(Z)	134	272	-	37143	
457	138	195	85	33	21	13	4	26	22	-	-	131	267	-	RAIL	
199	64	12	4	35	20	12	6	(Z)	(Z)	(Z)	(Z)	2	5	-	M.C.	
193	64	12	4	35	20	12	6	(Z)	(Z)	(Z)	(Z)	2	5	-	ICC	
6	(Z)	-	-	-	-	-	-	-	-	-	-	-	-	-	-	N-ICC
10	(Z)	-	-	-	-	-	-	-	-	-	-	-	-	-	-	P.T.
-	-	-	-	(Z)	(Z)	-	-	-	-	-	-	(Z)	(Z)	-	-	AIR
3 208	615	417	250	476	189	2 600	637	75	75	7	10	609	1 208	63	37144	
1 132	227	333	202	325	132	46	14	51	53	5	7	520	1 041	-	RAIL	
934	129	78	44	134	52	62	19	21	19	2	3	64	121	-	M.C.	
780	127	78	44	134	52	62	19	21	19	2	3	62	115	-	ICC	
154	2	-	-	(Z)	(Z)	-	-	-	-	-	-	3	5	-	N-ICC	
1 127	243	(Z)	(Z)	17	5	2 492	603	3	3	(Z)	(Z)	5	10	(Z)	P.T.	
14	17	4	2	(Z)	(Z)	-	-	(Z)	(Z)	(Z)	(Z)	19	35	(Z)	AIR	
1	(Z)	(Z)	(Z)	(Z)	(Z)	(Z)	(Z)	(Z)	(Z)	(Z)	(Z)	(Z)	(Z)	(Z)	P.D.	
(Z)	(Z)	1	1	-	-	(Z)	(Z)	-	-	-	-	(Z)	(Z)	(Z)	OT-UK	
409	79	43	18	23	10	63	19	5	3	30	1	21	34	2	37145	
21	4	16	7	5	3	-	-	-	-	-	-	9	18	-	RAIL	
207	56	21	9	17	7	51	13	2	1	(Z)	(Z)	12	16	-	M.C.	
205	55	21	9	17	7	51	13	2	1	(Z)	(Z)	10	16	-	ICC	
2	(Z)	-	-	-	-	-	-	-	-	-	-	3	(Z)	-	N-ICC	
180	19	6	2	1	(Z)	13	5	2	2	30	1	(Z)	(Z)	(Z)	P.T.	
(Z)	(Z)	1	(Z)	(Z)	(Z)	(Z)	(Z)	(Z)	(Z)	(Z)	(Z)	(Z)	(Z)	(Z)	AIR	
(Z)	(Z)	(Z)	(Z)	(Z)	(Z)	(Z)	(Z)	(Z)	(Z)	(Z)	(Z)	-	-	-	P.D.	
(Z)	(Z)	-	-	-	-	-	-	-	-	-	-	-	-	-	OT-UK	
801	128	234	120	91	43	95	46	11	10	66	39	118	235	-	37146	
141	36	116	60	31	14	8	1	-	-	36	38	93	189	-	RAIL	
544	81	109	54	59	29	79	42	11	10	(Z)	(Z)	10	18	-	M.C.	
540	80	109	54	59	29	79	42	11	10	(Z)	(Z)	10	18	-	ICC	
4	(Z)	-	-	-	-	-	-	-	-	-	-	-	-	-	-	N-ICC
113	11	1	(Z)	-	-	7	3	-	-	30	1	-	-	-	P.T.	
3	1	9	5	1	1	(Z)	(Z)	(Z)	(Z)	-	-	4	8	-	AIR	
(Z)	(Z)	(Z)	(Z)	(Z)	(Z)	-	-	(Z)	(Z)	-	-	(Z)	(Z)	(Z)	P.D.	
-	-	-	-	-	-	-	-	-	-	-	-	10	20	-	OT-UK	
307	101	121	62	43	19	5	2	13	16	(Z)	(Z)	82	120	(Z)	37147	
189	82	101	51	27	11	(Z)	(Z)	-	-	-	-	56	112	-	RAIL	
63	9	18	9	12	7	4	1	13	16	(Z)	(Z)	25	6	(Z)	M.C.	
50	9	18	9	12	7	4	1	13	16	(Z)	(Z)	17	6	(Z)	ICC	
13	(Z)	-	-	-	-	-	-	-	-	-	-	8	(Z)	-	N-ICC	
52	10	(Z)	(Z)	1	1	(Z)	(Z)	(Z)	(Z)	(Z)	(Z)	(Z)	(Z)	-	P.T.	
1	(Z)	2	1	3	1	(Z)	(Z)	(Z)	(Z)	-	-	1	2	-	AIR	
(Z)	(Z)	(Z)	(Z)	(Z)	(Z)	(Z)	(Z)	(Z)	(Z)	(Z)	(Z)	(Z)	(Z)	(Z)	P.O.	
2	(Z)	-	-	-	-	-	-	-	-	-	-	(Z)	(Z)	-	OT-UK	
770	209	110	61	123	65	60	42	130	142	19	10	284	135	(Z)	37148	
152	10	78	44	64	33	25	11	59	60	-	-	52	87	-	RAIL	
290	117	26	14	26	19	35	31	20	22	6	5	120	36	-	M.C.	
290	117	26	14	26	19	35	31	20	22	6	5	120	36	-	ICC	
-	-	-	-	-	-	-	-	-	-	-	-	-	-	-	-	N-ICC
317	77	(Z)	(Z)	31	11	-	-	51	60	11	4	106	6	-	P.T.	
11	5	5	3	2	1	-	-	-	-	-	-	3	7	-	AIR	
-	-	-	-	(Z)	(Z)	(Z)	(Z)	(Z)	(Z)	1	1	2	(Z)	(Z)	P.D.	
(Z)	(Z)	-	-	-	-	-	-	-	-	-	-	(Z)	(Z)	(Z)	OT-UK	
6 103	928	1 283	626	934	454	282	61	302	279	18	24	988	1 814	130	37149	
2 780	510	922	461	733	361	111	21	224	216	-	-	795	1 485	-	RAIL	
2 011	329	299	156	166	79	169	40	74	62	17	24	144	258	(Z)	M.C.	
1 899	326	299	156	165	79	169	40	72	60	17	24	143	256	(Z)	ICC	
112	3	-	-	1	1	-	-	2	2	-	-	1	1	-	N-ICC	
1 285	65	48	1	27	10	1	(Z)	3	(Z)	(Z)	(Z)	15	6	-	P.T.	
24	22	14	7	6	3	(Z)	(Z)	(Z)	(Z)	(Z)	(Z)	24	46	-	AIR	
-	-	-	-	-	-	-	-	-	-	-	-	(Z)	1	-	WATER	
3	2	1	(Z)	1	1	2	1	(Z)	(Z)	(Z)	(Z)	1	1	(Z)	P.D.	
1	(Z)	-	-	-	-	-	-	(Z)	(Z)	(Z)	(Z)	10	19	(Z)	OT-UK	
225	77	138	63	167	62	91	31	161	50	14	13	47	60	24	37151	
10	6	24	17	15	10	2	1	8	4	1	1	9	19	-	RAIL	
72	27	45	15	36	17	25	12	102	28	5	5	13	22	24	M.C.	
72	27	45	15	36	17	25	12	98	25	5	5	13	22	24	ICC	
-	-	1	(Z)	-	-	-	-	4	2	-	-	-	-	-	-	N-ICC
142	43	67	31	115	35	60	17	51	18	9	8	24	20	-	P.T.	
-	-	(Z)	(Z)	(Z)	(Z)	(Z)	(Z)	(Z)	(Z)	-	-	(Z)	(Z)	-	AIR	
1	(Z)	2	(Z)	(Z)	(Z)	(Z)	(Z)	(Z)	(Z)	(Z)	(Z)	(Z)	(Z)	-	P.D.	
-	-	-	-	-	-	4	(Z)	-	-	-	-	-	-	(Z)	OT-UK	
63	23	42	47	65	51	19	12	35	24	52	23	121	118	175	372	
1	2	1	1	7	3	4	3	(Z)	(Z)	1	(Z)	7	14	-	RAIL	
48	17	28	37	30	24	12	7	17	14	29	20	38	44	2	M.C.	
48	17	28	37	30	24	12	7	17	14	29	20	36	44	2	ICC	
(Z)	(Z)	(Z)	(Z)	(Z)	(Z)	-	-	(Z)	(Z)	-	-	2	(Z)	-	N-ICC	
10	2	10	6	7	2	1	1	4	1	20	(Z)	30	8	-	P.T.	
3	2	2	2	18	18	1	1	11	7	1	1	28	47	(Z)	AIR	
-	-	-	-	-	-	(Z)	(Z)	(Z)	(Z)	-	-	2	(Z)	-	WATER	
1	(Z)	(Z)	(Z)	1	(Z)	(Z)	(Z)	(Z)	(Z)	(Z)	(Z)	2	2	(Z)	P.D.	
1	1	(Z)	1	3	4	2	(Z)	3	1	(Z)	(Z)	14	3	(Z)	OT-UK	



TABLE 2. SHIPMENTS BY MANUFACTURING ESTABLISHMENTS--COMMODITIES AND MEANS OF TRANSPORT BY DESTINATION: 1977--CON.

TCC CODE	COMMODITY AND MEANS OF TRANSPORT	ALL SHIPMENTS						TONS (THOUSANDS) AND TON-MILES (MILLIONS) BY DIVISION OF DESTINATION			
		VALUE (MILLION DOLLARS) (A)	TONS (THOU- SANDS) (B)	TON- MILES (MIL- LIONS) (C)	STANDARD ERROR (PERCENT) FOR COLUMNS--			NEW ENGLAND		MIDDLE ATLANTIC	
					(A)	(B)	(C)	TONS	TON- MILES	TONS	TON- MILES
3721	AIRCRAFT . . . . .	10 525	231	69	11	7	22	1	1	8	11
	RAIL . . . . .	145	7	4	36	33	45	-	-	-	-
	MOTOR CARRIER . . . . .	1 862	39	46	48	35	31	(Z)	1	7	10
	MOTOR CARRIER, ICC . . . . .	1 843	39	46	49	35	31	(Z)	1	7	10
	MOTOR CARRIER, NON=ICC . . . . .	19	(Z)	(Z)	54	61	86	-	-	-	-
	PRIVATE TRUCK . . . . .	409	3	1	72	41	63	-	-	(Z)	(Z)
	AIR . . . . .	1 261	12	11	74	79	62	(Z)	(Z)	(Z)	1
	WATER . . . . .	(Z)	(Z)	(Z)	100	100	100	-	-	(Z)	(Z)
	PARCEL DELIVERY . . . . .	101	(Z)	(Z)	79	45	53	(Z)	(Z)	(Z)	(Z)
	OTHER AND UNKNOWN . . . . .	6 746	169	6	2	1	19	(Z)	(Z)	1	1
37211	COMPLETE MILITARY AIRCRAFT . . . . .	5 669	156	55	22	10	27	(Z)	1	6	8
	RAIL . . . . .	3	1	2	100	100	100	-	-	-	-
	MOTOR CARRIER . . . . .	1 805	37	44	50	37	33	(Z)	1	6	7
	MOTOR CARRIER, ICC . . . . .	1 792	37	44	50	37	33	(Z)	1	6	7
	MOTOR CARRIER, NON=ICC . . . . .	13	(Z)	(Z)	71	72	57	-	-	-	-
	PRIVATE TRUCK . . . . .	207	1	1	76	46	91	-	-	(Z)	(Z)
	AIR . . . . .	1 116	10	9	85	83	65	(Z)	(Z)	(Z)	(Z)
	PARCEL DELIVERY . . . . .	83	(Z)	(Z)	97	63	62	(Z)	(Z)	(Z)	(Z)
	OTHER AND UNKNOWN . . . . .	2 455	106	(Z)	2	-	59	-	-	-	-
37213	COMPLETE COMMERCIAL TRANSPORT AIRCRAFT . . . . .	4 855	75	14	3	4	21	(Z)	(Z)	2	3
	RAIL . . . . .	142	6	3	37	37	46	-	-	-	-
	MOTOR CARRIER . . . . .	57	2	3	84	73	91	-	-	1	2
	MOTOR CARRIER, ICC . . . . .	51	1	3	90	78	91	-	-	1	2
	MOTOR CARRIER, NON=ICC . . . . .	6	(Z)	(Z)	80	70	93	-	-	-	-
	PRIVATE TRUCK . . . . .	202	2	1	59	62	94	-	-	-	-
	AIR . . . . .	145	2	2	44	56	60	(Z)	(Z)	(Z)	(Z)
	WATER . . . . .	(Z)	(Z)	(Z)	100	100	100	-	-	(Z)	(Z)
	PARCEL DELIVERY . . . . .	17	(Z)	(Z)	48	26	29	(Z)	(Z)	(Z)	(Z)
	OTHER AND UNKNOWN . . . . .	4 292	63	6	3	1	20	(Z)	(Z)	1	1
3722	AIRCRAFT, HISSILE, AND SPACE VEHICLE ENGINES AND PARTS . . . . .	6 230	175	105	11	16	9	13	3	9	3
	RAIL . . . . .	8	(Z)	(Z)	70	74	69	-	-	-	-
	MOTOR CARRIER . . . . .	3 258	87	41	18	26	19	4	2	7	1
	MOTOR CARRIER, ICC . . . . .	3 254	86	41	18	26	19	4	2	7	1
	MOTOR CARRIER, NON=ICC . . . . .	3	(Z)	(Z)	84	69	78	(Z)	(Z)	-	-
	PRIVATE TRUCK . . . . .	1 242	41	4	9	44	24	8	(Z)	1	(Z)
	AIR . . . . .	1 293	36	58	16	6	8	(Z)	(Z)	1	1
	WATER . . . . .	81	(Z)	(Z)	-	-	-	-	-	-	-
	PARCEL DELIVERY . . . . .	134	1	1	16	32	34	(Z)	(Z)	(Z)	(Z)
	OTHER AND UNKNOWN . . . . .	214	10	(Z)	8	16	36	(Z)	(Z)	(Z)	(Z)
37221	AIRCRAFT ENGINES AND PARTS . . . . .	5 048	108	40	13	23	15	13	2	8	2
	RAIL . . . . .	5	(Z)	(Z)	100	100	100	-	-	-	-
	MOTOR CARRIER . . . . .	2 738	65	29	21	30	18	4	2	6	1
	MOTOR CARRIER, ICC . . . . .	2 735	65	29	21	30	18	4	2	6	1
	MOTOR CARRIER, NON=ICC . . . . .	3	(Z)	(Z)	85	70	78	(Z)	(Z)	-	-
	PRIVATE TRUCK . . . . .	1 120	37	4	9	46	28	8	(Z)	1	(Z)
	AIR . . . . .	1 070	5	7	18	16	24	(Z)	(Z)	1	1
	PARCEL DELIVERY . . . . .	94	1	1	21	40	42	(Z)	(Z)	(Z)	(Z)
	OTHER AND UNKNOWN . . . . .	21	(Z)	(Z)	23	25	51	(Z)	(Z)	(Z)	(Z)
37222	MISSILE AND SPACE VEHICLE ENGINES AND PARTS . . . . .	1 182	67	65	9	12	10	(Z)	(Z)	1	1
	RAIL . . . . .	4	(Z)	(Z)	93	35	34	-	-	-	-
	MOTOR CARRIER . . . . .	520	21	12	16	34	37	(Z)	(Z)	1	1
	MOTOR CARRIER, ICC . . . . .	519	21	12	16	34	37	(Z)	(Z)	1	1
	MOTOR CARRIER, NON=ICC . . . . .	(Z)	(Z)	(Z)	100	100	100	-	-	-	-
	PRIVATE TRUCK . . . . .	122	4	1	26	32	55	(Z)	(Z)	(Z)	(Z)
	AIR . . . . .	223	31	51	11	7	9	(Z)	(Z)	(Z)	(Z)
	WATER . . . . .	81	(Z)	(Z)	-	-	-	-	-	-	-
	PARCEL DELIVERY . . . . .	40	(Z)	(Z)	28	23	24	(Z)	(Z)	(Z)	(Z)
	OTHER AND UNKNOWN . . . . .	193	10	(Z)	8	17	53	-	-	(Z)	(Z)
37231	AIRCRAFT PROPELLERS AND PROPELLER PARTS * . . . . .	199	8	5	45	64	67	1	(Z)	1	(Z)
	MOTOR CARRIER . . . . .	101	3	3	45	52	55	1	(Z)	1	(Z)
	MOTOR CARRIER, ICC . . . . .	101	3	3	45	53	55	1	(Z)	1	(Z)
	MOTOR CARRIER, NON=ICC . . . . .	(Z)	(Z)	(Z)	100	100	100	-	-	-	-
	PRIVATE TRUCK . . . . .	55	3	2	99	100	100	-	-	(Z)	(Z)
	AIR . . . . .	27	1	1	68	83	69	(Z)	(Z)	(Z)	(Z)
	PARCEL DELIVERY . . . . .	13	(Z)	(Z)	46	48	40	(Z)	(Z)	(Z)	(Z)
	OTHER AND UNKNOWN . . . . .	4	(Z)	(Z)	4	-	100	-	-	-	-
37299	AIRCRAFT PARTS AND EQUIPMENT, NEC * . . . . .	7 772	227	169	6	3	7	6	2	28	25
	RAIL . . . . .	431	15	21	36	37	28	-	-	(Z)	(Z)
	MOTOR CARRIER . . . . .	3 021	117	103	9	14	12	2	1	17	14
	MOTOR CARRIER, ICC . . . . .	2 843	115	103	9	14	12	2	1	17	14
	MOTOR CARRIER, NON=ICC . . . . .	179	2	(Z)	37	37	35	-	-	(Z)	(Z)
	PRIVATE TRUCK . . . . .	2 116	51	13	23	2	20	3	(Z)	5	1
	AIR . . . . .	1 591	22	23	12	26	15	(Z)	(Z)	5	10
	WATER . . . . .	82	2	(Z)	43	73	46	-	-	-	-
	PARCEL DELIVERY . . . . .	344	4	3	17	23	19	(Z)	(Z)	(Z)	(Z)
	OTHER AND UNKNOWN . . . . .	186	17	5	24	77	44	(Z)	1	(Z)	(Z)
3732	SHIPS AND BOATS * . . . . .	6 702	2 490	801	13	21	24	46	24	556	189
	RAIL . . . . .	200	219	30	40	44	43	-	-	(Z)	(Z)
	MOTOR CARRIER . . . . .	1 971	491	352	17	19	24	26	14	142	100
	MOTOR CARRIER, ICC . . . . .	1 941	487	351	17	19	24	25	14	142	100
	MOTOR CARRIER, NON=ICC . . . . .	30	5	1	59	61	64	(Z)	(Z)	-	-
	PRIVATE TRUCK . . . . .	1 193	325	124	18	14	25	20	9	24	16
	AIR . . . . .	210	5	7	29	36	39	(Z)	(Z)	2	2
	WATER . . . . .	34	19	6	57	65	86	-	-	14	(Z)
	PARCEL DELIVERY . . . . .	101	5	5	55	35	58	(Z)	(Z)	1	(Z)
	OTHER AND UNKNOWN . . . . .	2 992	1 425	276	24	31	57	(Z)	(Z)	373	70
37321	INBOARD MOTOR BOATS . . . . .	4 485	1 654	495	14	21	32	35	17	268	139
	RAIL . . . . .	128	210	13	48	45	58	-	-	(Z)	(Z)



TABLE 2. SHIPMENTS BY MANUFACTURING ESTABLISHMENTS--COMMOITIES AND MEANS OF TRANSPORT BY DESTINATION: 1977--CON.

TCC CODE	COMMOITY AND MEANS OF TRANSPORT	ALL SHIPMENTS						TONS (THOUSANDS) AND TON-MILES (MILLIONS) BY DIVISION OF DESTINATION					
		VALUE (MILLION DOLLARS) (A)	TONS (THOU- SANDS) (B)	TON- MILES (MIL- LIONS) (C)	STANDARD ERROR (PERCENT) FOR COLUMNS--			NEW ENGLAND		MIDDLE ATLANTIC			
					(A)	(B)	(C)	TONS	TON- MILES	TONS	TON- MILES		
37321	INBOARD MOTOR BOATS . . . . .												
	MOTOR CARRIER . . . . .	1 382	366	241	24	25	33	22	8	116	72		
	MOTOR CARRIER, ICC . . . . .	1 380	365	240	24	25	33	21	8	116	72		
	MOTOR CARRIER, NON=ICC . . . . .	3	1	1	90	80	87	(Z)	(Z)	-	-		
	PRIVATE TRUCK . . . . .	703	197	82	24	19	31	13	8	16	11		
	AIR . . . . .	65	1	1	31	34	33	(Z)	(Z)	(Z)	(Z)		
	WATER . . . . .	27	5	6	68	71	88	-	-	-	-		
	PARCEL DELIVERY . . . . .	59	2	3	74	60	88	(Z)	(Z)	(Z)	(Z)		
	OTHER AND UNKNOWN . . . . .	2 121	874	149	28	35	88	-	-	135	57		
37322	OUTBOARD MOTOR BOATS . . . . .	336	81	38	32	33	31	1	1	5	4		
	MOTOR CARRIER . . . . .	38	10	6	67	71	60	(Z)	(Z)	1	1		
	MOTOR CARRIER, ICC . . . . .	38	10	6	67	71	60	(Z)	(Z)	1	1		
	PRIVATE TRUCK . . . . .	286	69	31	36	35	35	1	1	4	3		
	WATER . . . . .	1	(Z)	(Z)	78	74	94	-	-	-	-		
	PARCEL DELIVERY . . . . .	(Z)	(Z)	(Z)	96	90	86	(Z)	(Z)	-	-		
	OTHER AND UNKNOWN . . . . .	11	2	1	53	41	36	-	-	-	-		
37323	NONPROPELLED SHIPS (BARGES AND OREGES) . . . . .	478	487	123	43	52	32	-	-	252	14		
	RAIL . . . . .	49	5	9	100	100	100	-	-	-	-		
	MOTOR CARRIER . . . . .	16	2	(Z)	100	99	99	-	-	-	-		
	MOTOR CARRIER, ICC . . . . .	2	(Z)	(Z)	98	95	99	-	-	-	-		
	MOTOR CARRIER, NON=ICC . . . . .	14	1	(Z)	100	100	100	-	-	-	-		
	PRIVATE TRUCK . . . . .	1	(Z)	(Z)	86	91	71	-	-	(Z)	(Z)		
	AIR . . . . .	(Z)	(Z)	(Z)	100	100	100	-	-	-	-		
	WATER . . . . .	6	14	(Z)	91	100	73	-	-	14	(Z)		
	OTHER AND UNKNOWN . . . . .	405	465	114	46	52	34	-	-	238	14		
37329	SHIPS, BOATS, AND PARTS, NEC . . . . .	1 402	268	144	25	23	26	10	6	31	32		
	RAIL . . . . .	22	4	9	86	91	96	-	-	-	-		
	MOTOR CARRIER . . . . .	535	114	104	27	31	35	4	5	24	27		
	MOTOR CARRIER, ICC . . . . .	521	111	104	27	32	35	4	5	24	27		
	MOTOR CARRIER, NON=ICC . . . . .	14	3	1	75	78	76	(Z)	(Z)	-	-		
	PRIVATE TRUCK . . . . .	203	59	11	44	32	45	6	1	3	2		
	AIR . . . . .	145	4	6	58	72	85	(Z)	(Z)	2	2		
	WATER . . . . .	(Z)	(Z)	(Z)	100	100	100	-	-	(Z)	(Z)		
	PARCEL DELIVERY . . . . .	42	3	2	51	52	63	(Z)	(Z)	1	(Z)		
	OTHER AND UNKNOWN . . . . .	455	84	12	45	53	56	(Z)	(Z)	(Z)	(Z)		
374	RAILROAD EQUIPMENT . . . . .	4 257	3 181	1 023	12	16	18	10	6	393	92		
	RAIL . . . . .	2 545	2 084	807	15	20	20	8	4	297	63		
	MOTOR CARRIER . . . . .	1 052	564	192	18	16	23	2	1	78	26		
	MOTOR CARRIER, ICC . . . . .	1 046	561	191	19	16	24	2	1	78	26		
	MOTOR CARRIER, NON=ICC . . . . .	6	4	1	100	98	96	-	-	-	-		
	PRIVATE TRUCK . . . . .	185	105	21	31	36	52	-	-	19	2		
	AIR . . . . .	38	4	1	55	7	41	(Z)	(Z)	(Z)	(Z)		
	PARCEL DELIVERY . . . . .	18	1	(Z)	20	21	16	(Z)	(Z)	(Z)	(Z)		
	OTHER AND UNKNOWN . . . . .	419	424	2	16	15	85	-	-	(Z)	(Z)		
3741	LOCOMOTIVES AND PARTS . . . . .	1 622	526	161	23	26	43	1	1	39	14		
	RAIL . . . . .	893	245	113	34	39	44	-	-	21	7		
	MOTOR CARRIER . . . . .	602	253	44	23	21	56	1	1	19	8		
	MOTOR CARRIER, ICC . . . . .	602	253	44	23	21	56	1	1	19	8		
	PRIVATE TRUCK . . . . .	55	22	3	36	41	47	-	-	(Z)	(Z)		
	AIR . . . . .	26	1	(Z)	83	32	40	-	-	(Z)	(Z)		
	PARCEL DELIVERY . . . . .	5	(Z)	(Z)	23	32	27	-	-	(Z)	(Z)		
	OTHER AND UNKNOWN . . . . .	42	6	(Z)	-	-	100	-	-	-	-		
37411	LOCOMOTIVES AND TENDERS . . . . .	693	194	87	41	43	44	(Z)	(Z)	21	7		
	RAIL . . . . .	693	194	87	41	43	44	-	-	21	7		
	MOTOR CARRIER . . . . .	(Z)	(Z)	(Z)	88	89	99	(Z)	(Z)	-	-		
	MOTOR CARRIER, ICC . . . . .	(Z)	(Z)	(Z)	88	89	99	(Z)	(Z)	-	-		
37413	PARTS FOR LOCOMOTIVES, ALL TYPES . . . . .	929	332	74	20	20	57	1	1	19	8		
	RAIL . . . . .	199	50	27	58	55	70	-	-	-	-		
	MOTOR CARRIER . . . . .	602	253	44	23	21	56	1	1	19	8		
	MOTOR CARRIER, ICC . . . . .	602	253	44	23	21	56	1	1	19	8		
	PRIVATE TRUCK . . . . .	55	22	3	36	41	47	-	-	(Z)	(Z)		
	AIR . . . . .	26	1	(Z)	83	32	40	-	-	(Z)	(Z)		
	PARCEL DELIVERY . . . . .	5	(Z)	(Z)	23	32	27	-	-	(Z)	(Z)		
	OTHER AND UNKNOWN . . . . .	42	6	(Z)	-	-	100	-	-	-	-		
3742	RAILROAD AND STREET CARS . . . . .	2 639	2 654	862	13	18	20	9	5	353	77		
	RAIL . . . . .	1 655	1 841	695	15	23	22	8	4	276	56		
	MOTOR CARRIER . . . . .	449	307	147	30	25	28	1	(Z)	58	18		
	MOTOR CARRIER, ICC . . . . .	444	303	146	31	26	29	1	(Z)	58	18		
	MOTOR CARRIER, NON=ICC . . . . .	5	4	1	100	98	96	-	-	-	-		
	PRIVATE TRUCK . . . . .	131	84	18	43	45	62	-	-	19	2		
	AIR . . . . .	12	4	(Z)	21	5	79	(Z)	(Z)	(Z)	(Z)		
	PARCEL DELIVERY . . . . .	13	(Z)	(Z)	29	25	18	(Z)	(Z)	(Z)	(Z)		
	OTHER AND UNKNOWN . . . . .	379	418	2	18	15	85	-	-	(Z)	(Z)		
37421	PASSENGER TRAIN CARS . . . . .	226	28	13	19	17	8	-	-	21	10		
	RAIL . . . . .	161	21	10	27	23	11	-	-	21	10		
	MOTOR CARRIER . . . . .	11	1	3	3	1	-	-	-	-	-		
	MOTOR CARRIER, ICC . . . . .	11	1	3	3	1	-	-	-	-	-		
	MOTOR CARRIER, NON=ICC . . . . .	(Z)	(Z)	(Z)	100	100	100	-	-	-	-		
	OTHER AND UNKNOWN . . . . .	55	6	(Z)	2	3	100	-	-	-	-		
37422	FREIGHT TRAIN CARS . . . . .	1 541	1 838	457	12	21	21	4	3	184	13		
	RAIL . . . . .	1 177	1 336	427	15	26	22	4	3	180	13		
	MOTOR CARRIER . . . . .	32	40	17	58	62	85	-	-	(Z)	(Z)		
	MOTOR CARRIER, ICC . . . . .	32	40	17	58	62	85	-	-	(Z)	(Z)		
	PRIVATE TRUCK . . . . .	24	52	11	63	56	91	-	-	4	(Z)		
	OTHER AND UNKNOWN . . . . .	308	410	2	23	15	100	-	-	-	-		
37428	PARTS FOR RAILROAD AND STREET CARS, EXC. WHEELS . . . . .	713	535	278	32	33	43	5	2	128	36		



TONS (THOUSANDS) AND TON-MILES (MILLIONS) BY DIVISION OF DESTINATION--CON.

EAST NORTH CENTRAL		WEST NORTH CENTRAL		SOUTH ATLANTIC		EAST SOUTH CENTRAL		WEST SOUTH CENTRAL		MOUNTAIN		PACIFIC		DESTINATION UNKNOWN	TCC CODE AND HOT
TONS	TON-MILES	TONS	TON-MILES	TONS	TON-MILES	TONS	TON-MILES	TONS	TON-MILES	TONS	TON-MILES	TONS	TON-MILES	TONS	
74	34	8	7	16	9	60	30	22	5	1	2	48	73	-	37321
73	33	8	7	16	9	60	30	22	5	1	2	48	73	-	M.C.
(Z)	1	-	-	-	-	-	-	-	-	-	-	-	-	-	ICC
26	16	7	3	30	19	77	1	9	5	1	1	18	19	(Z)	N-ICC
(Z)	(Z)	(Z)	(Z)	(Z)	(Z)	(Z)	(Z)	(Z)	(Z)	(Z)	(Z)	(Z)	1	-	P.T.
1	(Z)	(Z)	1	-	-	-	-	-	-	-	-	3	5	-	AIR
(Z)	(Z)	(Z)	(Z)	(Z)	(Z)	(Z)	(Z)	(Z)	(Z)	(Z)	(Z)	1	3	-	WATER
27	(Z)	(Z)	(Z)	1	(Z)	(Z)	(Z)	20	2	-	-	30	90	660	P.O.
9	4	9	5	31	14	6	2	16	6	(Z)	(Z)	2	2	1	OT-UK
2	(Z)	-	-	6	4	-	-	(Z)	(Z)	-	-	(Z)	(Z)	-	37322
2	(Z)	-	-	6	4	-	-	(Z)	(Z)	-	-	(Z)	(Z)	-	M.C.
8	3	8	5	25	9	6	2	15	6	(Z)	(Z)	2	2	-	ICC
(Z)	(Z)	(Z)	(Z)	(Z)	(Z)	(Z)	(Z)	(Z)	(Z)	-	-	(Z)	(Z)	-	P.T.
-	-	1	1	-	-	-	-	1	(Z)	-	-	-	-	-	WATER
-	-	-	-	-	-	-	-	-	-	-	-	-	-	-	P.O.
-	-	-	-	-	-	-	-	-	-	-	-	-	-	1	OT-UK
16	5	37	20	1	2	54	8	98	73	(Z)	(Z)	3	1	27	37323
2	4	(Z)	(Z)	1	2	(Z)	(Z)	1	1	-	-	1	1	-	RAIL
-	-	-	-	-	-	-	-	(Z)	(Z)	(Z)	(Z)	1	(Z)	-	M.C.
-	-	-	-	-	-	-	-	(Z)	(Z)	(Z)	(Z)	1	(Z)	-	ICC
-	-	-	-	-	-	-	-	(Z)	(Z)	(Z)	(Z)	1	(Z)	-	N-ICC
(Z)	(Z)	-	-	-	-	-	-	(Z)	(Z)	-	-	-	-	-	P.T.
14	1	36	20	-	-	54	8	96	71	-	-	-	-	-	AIR
-	-	-	-	-	-	-	-	-	-	-	-	-	-	-	WATER
-	-	-	-	-	-	-	-	-	-	-	-	-	-	-	OT-UK
47	22	2	1	58	22	10	11	35	12	3	3	63	35	9	37329
-	-	-	-	-	-	-	-	(Z)	(Z)	-	-	4	9	-	RAIL
13	17	2	1	23	16	4	6	26	8	2	2	16	22	-	M.C.
13	17	2	1	22	16	4	6	26	8	2	2	13	22	-	ICC
-	-	(Z)	(Z)	(Z)	(Z)	-	-	-	-	-	-	3	(Z)	-	N-ICC
33	5	(Z)	(Z)	7	1	(Z)	(Z)	1	(Z)	2	2	7	1	-	P.T.
(Z)	(Z)	(Z)	(Z)	1	(Z)	(Z)	(Z)	(Z)	(Z)	-	-	2	3	-	AIR
-	-	-	-	-	-	-	-	-	-	-	-	-	-	-	WATER
(Z)	(Z)	(Z)	(Z)	1	(Z)	(Z)	(Z)	1	(Z)	(Z)	(Z)	(Z)	(Z)	-	P.O.
(Z)	(Z)	-	-	28	4	5	5	7	3	-	-	34	(Z)	9	OT-UK
795	127	436	202	298	127	329	76	90	62	82	90	326	241	424	374
420	71	392	177	204	71	311	70	73	49	76	83	303	218	(Z)	RAIL
316	51	41	23	74	45	16	6	17	13	6	7	15	20	-	M.C.
316	51	38	22	74	45	16	6	17	13	6	7	15	20	-	ICC
-	-	3	1	-	-	-	-	-	-	1	(Z)	(Z)	(Z)	-	N-ICC
58	4	2	2	19	10	(Z)	(Z)	-	-	-	-	7	2	-	P.T.
(Z)	(Z)	(Z)	(Z)	(Z)	(Z)	(Z)	(Z)	(Z)	(Z)	-	-	(Z)	(Z)	3	AIR
(Z)	(Z)	(Z)	(Z)	(Z)	(Z)	(Z)	(Z)	(Z)	(Z)	(Z)	(Z)	(Z)	(Z)	-	P.O.
1	1	-	-	1	(Z)	(Z)	(Z)	-	-	-	-	(Z)	(Z)	420	OT-UK
234	25	133	58	1	(Z)	56	17	45	27	6	7	6	11	6	3741
-	-	124	56	-	-	53	15	37	20	5	5	5	10	-	RAIL
211	22	8	3	1	(Z)	3	1	8	7	1	1	1	1	-	M.C.
211	22	8	3	1	(Z)	3	1	8	7	1	1	1	1	-	ICC
22	3	-	-	-	-	-	-	-	-	-	-	-	-	-	P.T.
(Z)	(Z)	(Z)	(Z)	(Z)	(Z)	(Z)	(Z)	(Z)	(Z)	-	-	(Z)	(Z)	-	AIR
(Z)	(Z)	(Z)	(Z)	(Z)	(Z)	(Z)	(Z)	(Z)	(Z)	(Z)	(Z)	(Z)	(Z)	-	P.O.
(Z)	(Z)	-	-	-	-	-	-	-	-	-	-	-	-	6	OT-UK
(Z)	(Z)	98	48	-	-	37	10	37	20	1	1	-	-	-	37411
-	-	98	48	-	-	37	10	37	20	1	1	-	-	-	RAIL
(Z)	(Z)	-	-	-	-	-	-	-	-	-	-	-	-	-	M.C.
(Z)	(Z)	-	-	-	-	-	-	-	-	-	-	-	-	-	ICC
234	25	34	10	1	(Z)	19	6	8	7	4	5	6	11	6	37413
-	-	26	8	-	-	16	5	(Z)	(Z)	4	4	5	10	-	RAIL
211	22	8	3	1	(Z)	3	1	8	7	1	1	1	1	-	M.C.
211	22	8	3	1	(Z)	3	1	8	7	1	1	1	1	-	ICC
22	3	-	-	-	-	-	-	-	-	-	-	-	-	-	P.T.
(Z)	(Z)	(Z)	(Z)	(Z)	(Z)	(Z)	(Z)	(Z)	(Z)	-	-	(Z)	(Z)	-	AIR
(Z)	(Z)	(Z)	(Z)	(Z)	(Z)	(Z)	(Z)	(Z)	(Z)	(Z)	(Z)	(Z)	(Z)	-	P.O.
(Z)	(Z)	-	-	-	-	-	-	-	-	-	-	-	-	6	OT-UK
563	103	301	143	297	127	273	60	44	35	76	83	319	230	418	3742
420	71	267	122	204	71	260	55	36	29	71	77	298	209	(Z)	RAIL
104	30	31	19	73	45	13	4	8	6	5	6	14	18	-	M.C.
104	30	28	19	73	45	13	4	8	6	4	5	14	18	-	ICC
-	-	3	1	-	-	-	-	-	-	(Z)	(Z)	(Z)	(Z)	-	N-ICC
37	1	2	2	19	10	(Z)	(Z)	-	-	-	-	7	2	-	P.T.
(Z)	(Z)	(Z)	(Z)	(Z)	(Z)	(Z)	(Z)	(Z)	(Z)	-	-	(Z)	(Z)	3	AIR
(Z)	(Z)	(Z)	(Z)	(Z)	(Z)	(Z)	(Z)	(Z)	(Z)	(Z)	(Z)	(Z)	(Z)	-	P.O.
1	1	-	-	1	(Z)	(Z)	(Z)	-	-	-	-	(Z)	(Z)	414	OT-UK
(Z)	(Z)	-	-	1	3	-	-	-	-	(Z)	(Z)	(Z)	(Z)	6	37421
(Z)	(Z)	-	-	-	-	-	-	-	-	-	-	-	-	-	RAIL
-	-	-	-	1	3	-	-	-	-	(Z)	(Z)	(Z)	(Z)	-	M.C.
-	-	-	-	1	3	-	-	-	-	(Z)	(Z)	(Z)	(Z)	-	ICC
(Z)	(Z)	-	-	-	-	-	-	-	-	-	-	(Z)	(Z)	-	N-ICC
(Z)	(Z)	-	-	-	-	-	-	-	-	-	-	-	-	6	OT-UK
375	52	126	86	213	80	209	41	16	16	64	70	240	97	407	37422
332	50	126	86	166	55	209	41	15	15	64	70	240	96	(Z)	RAIL
11	1	-	-	27	15	-	-	-	-	-	-	-	-	-	M.C.
11	1	-	-	27	15	-	-	1	1	-	-	-	-	-	ICC
31	1	-	-	18	10	-	-	-	-	-	-	-	-	-	P.T.
1	(Z)	-	-	1	(Z)	1	(Z)	-	-	-	-	(Z)	1	407	OT-UK
149	34	51	25	68	33	41	14	19	15	5	6	69	115	(Z)	37428

TABLE 2. SHIPMENTS BY MANUFACTURING ESTABLISHMENTS--COMMOITIES AND MEANS OF TRANSPORT BY OESTINATION: 1977--CON.

TCC CODE	COMMOITY AND MEANS OF TRANSPORT	ALL SHIPMENTS						TONS (THOUSANDS) AND TON-MILES (MILLIONS) BY DIVISION OF OESTINATION					
		VALUE (MILLION DOLLARS) (A)	TONS (THOU- SANDS) (B)	TON- MILES (MIL- LIONS) (C)	STANDARD ERROR (PERCENT) FOR COLUMNS--			NEW ENGLAND		MIDOLE ATLANTIC			
					(A)	(B)	(C)	TONS	TON- MILES	TONS	TON- MILES		
37428	PARTS FOR RAILROAD AND STREET CARS, EXC. WHEELS. . . . .												
	RAIL . . . . .	203	264	162	41	40	51	4	2	56	17		
	MOTOR CARRIER. . . . .	384	238	109	37	33	38	1	(Z)	57	17		
	MOTOR CARRIER, ICC . . . . .	378	235	108	38	35	39	1	(Z)	57	17		
	MOTOR CARRIER, NON-ICC . . . . .	5	4	1	100	98	96	-	-	-	-		
	PRIVATE TRUCK. . . . .	107	32	7	41	40	37	-	-	15	2		
	AIR. . . . .	5	(Z)	(Z)	55	74	90	(Z)	(Z)	(Z)	(Z)		
	PARCEL DELIVERY. . . . .	13	(Z)	(Z)	29	25	18	(Z)	(Z)	(Z)	(Z)		
	OTHER AND UNKNOWN. . . . .	1	(Z)	(Z)	24	23	73	-	-	(Z)	(Z)		
3751	MOTORCYCLES, BICYCLES, AND PARTS * . . . . .	880	330	180	6	8	11	8	5	32	18		
	RAIL . . . . .	145	48	36	14	17	16	2	1	4	4		
	MOTOR CARRIER. . . . .	490	172	103	8	13	14	5	3	22	13		
	MOTOR CARRIER, ICC . . . . .	490	172	(Z)	8	13	14	5	3	22	13		
	MOTOR CARRIER, NON-ICC . . . . .	(Z)	(Z)	(Z)	71	70	98	(Z)	(Z)	-	-		
	PRIVATE TRUCK. . . . .	197	103	35	8	8	19	1	1	5	1		
	AIR. . . . .	5	(Z)	(Z)	97	85	85	(Z)	(Z)	(Z)	(Z)		
	WATER. . . . .	2	(Z)	2	77	84	97	-	-	(Z)	(Z)		
	PARCEL DELIVERY. . . . .	19	2	2	63	48	61	(Z)	(Z)	(Z)	(Z)		
	OTHER AND UNKNOWN. . . . .	21	5	2	28	37	56	(Z)	(Z)	-	-		
37511	MOTOR-CYCLES, -BIKES, -SCOOTERS; BOOIES, SIDECARS. . . . .	206	40	30	5	5	8	1	(Z)	11	7		
	RAIL . . . . .	21	4	4	35	35	36	-	-	-	-		
	MOTOR CARRIER. . . . .	97	20	19	5	6	8	(Z)	(Z)	6	6		
	MOTOR CARRIER, ICC . . . . .	97	20	19	5	6	8	(Z)	(Z)	6	6		
	PRIVATE TRUCK. . . . .	88	15	6	7	7	15	1	(Z)	5	1		
37512	BICYCLES . . . . .	421	157	85	9	10	11	6	4	19	10		
	RAIL . . . . .	123	44	31	15	18	16	2	1	4	4		
	MOTOR CARRIER. . . . .	249	95	43	13	15	17	3	2	15	6		
	MOTOR CARRIER, ICC . . . . .	249	95	43	13	16	17	3	2	15	6		
	MOTOR CARRIER, NON-ICC . . . . .	(Z)	(Z)	(Z)	100	100	100	(Z)	(Z)	-	-		
	PRIVATE TRUCK. . . . .	42	16	8	22	24	38	1	(Z)	(Z)	(Z)		
	AIR. . . . .	(Z)	(Z)	(Z)	69	69	69	-	-	(Z)	(Z)		
	WATER. . . . .	1	(Z)	2	96	97	98	-	-	-	-		
	PARCEL DELIVERY. . . . .	(Z)	(Z)	(Z)	36	36	37	(Z)	(Z)	-	-		
	OTHER AND UNKNOWN. . . . .	4	2	2	54	55	56	(Z)	(Z)	-	-		
37513	PARTS AND ACCESSORIES, MOTORCYCLE AND BICYCLE. . . . .	253	133	65	20	16	32	1	1	2	2		
	RAIL . . . . .	1	(Z)	(Z)	44	48	65	(Z)	(Z)	(Z)	(Z)		
	MOTOR CARRIER. . . . .	144	57	42	24	31	36	1	1	2	1		
	MOTOR CARRIER, ICC . . . . .	144	57	42	24	31	36	1	1	2	1		
	MOTOR CARRIER, NON-ICC . . . . .	(Z)	(Z)	(Z)	100	100	100	-	-	-	-		
	PRIVATE TRUCK. . . . .	67	71	21	15	10	29	-	-	(Z)	(Z)		
	AIR. . . . .	5	(Z)	(Z)	98	87	86	(Z)	(Z)	(Z)	(Z)		
	WATER. . . . .	(Z)	(Z)	(Z)	100	100	100	-	-	(Z)	(Z)		
	PARCEL DELIVERY. . . . .	19	2	2	63	49	61	(Z)	(Z)	-	-		
	OTHER AND UNKNOWN. . . . .	17	3	-	13	13	-	-	-	-	-		
37691	GUIDED MISSILE AND SPACE VEHICLE PARTS, NEC * . . . . .	3 641	132	125	23	9	15	1	2	7	15		
	RAIL . . . . .	65	3	4	6	31	14	-	-	-	-		
	MOTOR CARRIER. . . . .	1 251	105	105	15	13	18	(Z)	1	5	12		
	MOTOR CARRIER, ICC . . . . .	1 174	95	101	16	13	19	(Z)	1	5	12		
	MOTOR CARRIER, NON-ICC . . . . .	77	11	4	40	86	89	-	-	(Z)	(Z)		
	PRIVATE TRUCK. . . . .	405	15	3	20	22	45	(Z)	1	-	-		
	AIR. . . . .	906	8	13	26	19	19	(Z)	(Z)	1	3		
	WATER. . . . .	736	1	(Z)	98	87	82	-	-	-	-		
	PARCEL DELIVERY. . . . .	50	(Z)	(Z)	31	12	20	(Z)	(Z)	(Z)	(Z)		
	OTHER AND UNKNOWN. . . . .	228	(Z)	(Z)	11	63	64	-	-	(Z)	(Z)		
379	MISCELLANEOUS TRANSPORTATION EQUIPMENT . . . . .	3 805	1 810	663	11	68	48	35	31	123	54		
	RAIL . . . . .	35	14	15	17	34	48	(Z)	(Z)	1	(Z)		
	MOTOR CARRIER. . . . .	969	497	209	18	22	19	15	15	42	21		
	MOTOR CARRIER, ICC . . . . .	902	466	201	19	24	20	15	15	42	21		
	MOTOR CARRIER, NON-ICC . . . . .	67	31	8	76	69	65	-	-	(Z)	(Z)		
	PRIVATE TRUCK. . . . .	1 972	1 019	333	14	79	65	15	12	63	18		
	AIR. . . . .	(Z)	(Z)	(Z)	62	63	85	-	-	(Z)	(Z)		
	WATER. . . . .	(Z)	(Z)	(Z)	-	-	-	-	-	-	-		
	PARCEL DELIVERY. . . . .	6	1	1	33	35	39	(Z)	(Z)	(Z)	(Z)		
	OTHER AND UNKNOWN. . . . .	821	279	106	13	13	9	5	4	18	14		
3791	TRAILER COACHES. . . . .	3 472	1 577	551	13	72	54	29	23	127	49		
	RAIL . . . . .	2	1	1	61	60	66	(Z)	(Z)	-	-		
	MOTOR CARRIER. . . . .	838	410	146	21	27	22	9	9	39	14		
	MOTOR CARRIER, ICC . . . . .	764	377	137	24	30	24	9	9	39	14		
	MOTOR CARRIER, NON-ICC . . . . .	74	33	9	76	69	65	-	-	(Z)	(Z)		
	PRIVATE TRUCK. . . . .	1 688	843	272	16	82	71	14	10	66	17		
	AIR. . . . .	(Z)	(Z)	(Z)	89	87	88	-	-	-	-		
	WATER. . . . .	2	(Z)	(Z)	36	49	60	(Z)	(Z)	(Z)	(Z)		
	PARCEL DELIVERY. . . . .	942	323	132	13	13	9	6	5	22	18		
	OTHER AND UNKNOWN. . . . .												
37911	TRAILER COACHES, HOUSING TYPE. . . . .	1 682	791	312	17	23	17	13	9	40	28		
	MOTOR CARRIER. . . . .	322	186	59	36	43	40	2	2	10	6		
	MOTOR CARRIER, ICC . . . . .	276	170	55	40	47	44	2	2	10	6		
	MOTOR CARRIER, NON-ICC . . . . .	46	16	3	100	100	100	-	-	-	-		
	PRIVATE TRUCK. . . . .	697	398	122	28	33	32	4	3	9	4		
	AIR. . . . .	(Z)	(Z)	(Z)	89	87	88	-	-	-	-		
	WATER. . . . .	(Z)	(Z)	(Z)	42	37	38	-	-	-	-		
	PARCEL DELIVERY. . . . .	663	206	132	13	13	10	6	5	21	17		
	OTHER AND UNKNOWN. . . . .												
37912	TRAVEL TRAILERS AND CAMPERS. . . . .	1 790	785	239	12	86	77	17	14	87	21		
	RAIL . . . . .	2	1	1	61	60	66	(Z)	(Z)	-	-		
	MOTOR CARRIER. . . . .	517	224	87	26	28	22	7	7	29	8		
	MOTOR CARRIER, ICC . . . . .	488	207	81	28	30	23	7	7	29	8		
	MOTOR CARRIER, NON-ICC . . . . .	28	17	6	74	81	77	-	-	(Z)	(Z)		
	PRIVATE TRUCK. . . . .	991	445	150	17	91	84	10	7	57	14		
	PARCEL DELIVERY. . . . .	1	(Z)	(Z)	48	58	74	(Z)	(Z)	(Z)	(Z)		





TABLE 2. SHIPMENTS BY MANUFACTURING ESTABLISHMENTS--COMMODITIES AND MEANS OF TRANSPORT BY DESTINATION: 1977--CON.

TCC CODE	COMMODITY AND MEANS OF TRANSPORT	ALL SHIPMENTS						TONS (THOUSANDS) AND TON-MILES (MILLIONS) BY DIVISION OF DESTINATION			
		VALUE (MILLION DOLLARS) (A)	TONS (THOUSANDS) (B)	TON-MILES (MILLIONS) (C)	STANDARD ERROR (PERCENT) FOR COLUMNS--			NEW ENGLAND		MIDDLE ATLANTIC	
					(A)	(B)	(C)	TONS	TON-MILES	TONS	TON-MILES
37912	TRAVEL TRAILERS AND CAMPERS. . . . . OTHER AND UNKNOWN. . . . .	280	116	1	43	43	73	-	-	1	(2)
3799	TRANSPORTATION EQUIPMENT, NEC. . . . . RAIL . . . . . MOTOR CARRIER. . . . . MOTOR CARRIER, ICC . . . . . MOTOR CARRIER, NON=ICC . . . . . PRIVATE TRUCK. . . . . AIR. . . . . WATER. . . . . PARCEL DELIVERY. . . . . OTHER AND UNKNOWN. . . . .	737 27 213 213 (2) 433 (2) (2) (2) 58	403 12 121 121 (2) 248 (2) (2) (2) 20	160 13 78 78 (2) 68 (2) (2) (2) 78	19 19 27 27 (2) 33 70 - - 80	30 37 48 48 (2) 71 60 97 - - 32	36 55 46 46 (2) 60 97 - - -	8 - 6 6 - 2 - - - -	9 - 7 7 - 3 - - - -	18 (2) 15 15 - 3 (2) - - (2) -	14 (2) 11 11 - 3 (2) - - (2) -
37993	HAND CARTS, WAGONS, AND PARTS. . . . . MOTOR CARRIER. . . . . MOTOR CARRIER, ICC . . . . . PRIVATE TRUCK. . . . . AIR. . . . . PARCEL DELIVERY. . . . .	22 20 20 2 (2) (2)	11 10 10 1 (2) (2)	6 6 6 (2) (2) (2)	50 46 46 100 100 100	47 46 46 100 100 100	2 2 2 - - -	2 2 2 - - -	2 2 2 (2) (2) -	2 2 2 (2) (2) -	
37999	TRANSPORTATION EQUIPMENT AND PARTS, NEC. . . . . RAIL . . . . . MOTOR CARRIER. . . . . MOTOR CARRIER, ICC . . . . . MOTOR CARRIER, NON=ICC . . . . . PRIVATE TRUCK. . . . . AIR. . . . . WATER. . . . . PARCEL DELIVERY. . . . . OTHER AND UNKNOWN. . . . .	715 27 194 193 (2) 430 (2) (2) 5 58	392 12 111 111 (2) 247 (2) (2) 1 20	154 13 72 72 (2) 68 (2) (2) (2) -	20 19 30 30 (2) 34 100 - - 80	31 37 52 50 (2) 61 100 - - -	38 55 50 50 (2) 71 100 - - -	6 - 4 4 - 2 - - -	7 - 5 5 - 3 - - -	16 (2) 12 12 - 3 - - (2) -	13 (2) 9 9 - 3 - - (2) -
38	INSTRUMENTS, PHOTO, AND MEDICAL GOODS, WATCHES, CLOCKS RAIL . . . . . MOTOR CARRIER. . . . . MOTOR CARRIER, ICC . . . . . MOTOR CARRIER, NON=ICC . . . . . PRIVATE TRUCK. . . . . AIR. . . . . WATER. . . . . PARCEL DELIVERY. . . . . OTHER AND UNKNOWN. . . . .	25 322 2 783 12 229 12 033 196 3 034 2 270 32 3 191 1 782	2 397 238 1 639 1 625 14 339 38 4 82 57	1 663 282 1 093 1 088 5 146 43 3 62 34	9 74 5 14 35 17 11 42 13 10 13	12 52 14 9 30 19 14 63 12 13 14	12 55 9 9 51 19 14 63 13 14	144 7 46 46 (2) 86 (2) (2) 4 (2)	53 9 33 33 (2) 9 (2) (2) 2 (2)	578 35 444 439 - 54 7 1 13 24	272 48 162 162 (2) 37 6 (2) 6 11 13
3811	ENGINEERING, SCIENTIFIC, AND LABORATORY INSTRUMENTS * RAIL . . . . . MOTOR CARRIER. . . . . MOTOR CARRIER, ICC . . . . . MOTOR CARRIER, NON=ICC . . . . . PRIVATE TRUCK. . . . . AIR. . . . . WATER. . . . . PARCEL DELIVERY. . . . . OTHER AND UNKNOWN. . . . .	2 969 4 1 047 1 033 14 321 780 5 434 377	78 1 56 55 1 6 4 (2) 5 5	63 1 44 44 (2) 2 4 (2) 4 7	8 66 13 13 46 36 16 77 15 23	18 99 24 24 97 50 16 98 37 30	19 - 24 24 - 50 16 98 100 46	7 - 6 6 - 1 (2) (2) (2) (2)	5 - 4 4 - (2) (2) (2) (2)	13 (2) 7 6 - 1 (2) (2) 1 3	11 (2) 3 3 (2) (2) 1 (2) (2) 7
38111	AIRCRAFT FLIGHT AND NAUTICAL INSTRUMENTS RAIL . . . . . MOTOR CARRIER. . . . . MOTOR CARRIER, ICC . . . . . MOTOR CARRIER, NON=ICC . . . . . PRIVATE TRUCK. . . . . AIR. . . . . PARCEL DELIVERY. . . . . OTHER AND UNKNOWN. . . . .	1 366 3 398 398 (2) 120 504 231 110	14 (2) 11 11 (2) 1 2 1 (2)	9 (2) 6 6 (2) (2) 2 1 (2) (2)	12 94 62 62 100 40 22 67 28	41 98 59 59 100 39 20 66 63	37 - 5 5 - - 20 66 63	6 - 5 5 - (2) (2) (2) (2)	4 - 4 4 - (2) (2) (2) (2)	3 - 2 2 - (2) (2) (2) (2)	1 - 1 1 - (2) (2) (2) (2)
38112	SURVEYING AND DRAFTING INSTRUMENTS MOTOR CARRIER. . . . . MOTOR CARRIER, ICC . . . . . PRIVATE TRUCK. . . . . AIR. . . . . PARCEL DELIVERY. . . . . OTHER AND UNKNOWN. . . . .	89 21 21 (2) 43 25 (2)	2 2 2 (2) (2) (2) (2)	3 3 3 (2) (2) (2) (2)	22 78 78 100 28 72 100	94 100 100 100 24 61 100	94 100 100 100 24 61 100	(2) - - - (2) (2) -	(2) - - - (2) (2) -	(2) (2) (2) (2) (2) (2) (2)	(2) (2) (2) (2) (2) (2) (2)
38113	LABORATORY AND SCIENTIFIC INSTRUMENTS, LAB, FURNITURE. RAIL . . . . . MOTOR CARRIER. . . . . MOTOR CARRIER, ICC . . . . . MOTOR CARRIER, NON=ICC . . . . . PRIVATE TRUCK. . . . . AIR. . . . . WATER. . . . . PARCEL DELIVERY. . . . . OTHER AND UNKNOWN. . . . .	1 034 1 482 468 14 185 216 5 92 52	45 1 33 33 1 5 2 (2) 1 1	29 1 22 22 (2) 1 2 (2) 1 (2)	13 100 18 19 47 40 31 72 22 56	24 100 29 30 56 32 24 98 32 50	25 100 30 30 98 60 22 98 32 39	1 - 1 1 - (2) (2) (2) (2) -	(2) - (2) (2) - (2) (2) (2) (2) -	7 - 4 4 (2) 1 1 (2) (2) (2)	3 - 2 2 (2) (2) (2) (2) (2)
38119	ENGINEERING INSTRUMENTS, NEC RAIL . . . . . MOTOR CARRIER. . . . . MOTOR CARRIER, ICC . . . . . MOTOR CARRIER, NON=ICC . . . . . PRIVATE TRUCK. . . . . AIR. . . . . PARCEL DELIVERY. . . . . OTHER AND UNKNOWN. . . . .	481 (2) 147 146 (2) 15 18 86 215	16 (2) 10 10 (2) (2) (2) 2 3	22 (2) 14 14 (2) (2) (2) 2 7	27 100 51 51 100 62 55 71 37	55 100 78 77 100 94 56 91 41	70 100 97 97 100 94 56 91 63	1 - 1 1 - (2) (2) (2) (2)	(2) - (2) (2) - (2) (2) (2) (2)	3 (2) (2) (2) - (2) (2) (2) 3	7 (2) (2) (2) - (2) (2) (2) 7
382	MEASURING AND CONTROLLING INSTRUMENTS. RAIL . . . . . MOTOR CARRIER. . . . . MOTOR CARRIER, ICC . . . . .	4 618 109 2 741 2 708	323 10 215 213	262 13 188 188	8 34 7 7	6 35 10 10	9 35 13 13	20 1 13 13	13 1 11 11	35 4 25 25	15 4 9 9

TONS (THOUSANDS) AND TON-MILES (MILLIONS) BY DIVISION OF DESTINATION--CON.

EAST NORTH CENTRAL		WEST NORTH CENTRAL		SOUTH ATLANTIC		EAST SOUTH CENTRAL		WEST SOUTH CENTRAL		MOUNTAIN		PACIFIC		DESTINATION UNKNOWN	TCC CODE AND MOT
TONS	TON-MILES	TONS	TON-MILES	TONS	TON-MILES	TONS	TON-MILES	TONS	TON-MILES	TONS	TON-MILES	TONS	TON-MILES	TONS	
(Z)	(Z)	-	-	1	(Z)	-	-	10	-	-	-	1	(Z)	103	37912 DT-UK
97	36	40	12	12	11	7	3	99	27	10	9	93	39	20	3799 RAIL
3	1	(Z)	(Z)	(Z)	(Z)	-	-	7	10	-	-	1	2	-	M.C.
22	13	13	4	3	2	5	2	9	2	6	6	43	32	-	M.C.
22	13	13	4	3	2	5	2	9	2	6	6	43	32	-	ICC
(Z)	(Z)	-	-	-	-	-	-	-	-	-	-	-	-	-	N-ICC
72	22	27	8	8	9	3	1	82	15	3	2	49	6	(Z)	P.T. AIR
-	-	(Z)	(Z)	-	-	-	-	(Z)	(Z)	-	-	-	-	-	WATER
(Z)	(Z)	(Z)	(Z)	(Z)	(Z)	(Z)	(Z)	(Z)	(Z)	(Z)	(Z)	(Z)	(Z)	-	P.D.
-	-	-	-	-	-	-	-	-	-	-	-	-	-	20	DT-UK
3	1	2	(Z)	2	1	1	(Z)	(Z)	(Z)	-	-	-	-	-	37993
2	1	2	(Z)	1	1	1	(Z)	(Z)	(Z)	-	-	-	-	-	M.C.
2	1	2	(Z)	1	1	1	(Z)	(Z)	(Z)	-	-	-	-	-	ICC
(Z)	(Z)	-	-	1	(Z)	(Z)	(Z)	-	-	-	-	-	-	-	P.T.
(Z)	(Z)	-	-	-	-	-	-	-	-	-	-	-	-	-	AIR
(Z)	(Z)	-	-	-	-	-	-	-	-	-	-	-	-	-	P.O.
94	35	38	11	10	10	7	3	98	26	10	9	93	39	20	37999
3	1	(Z)	(Z)	(Z)	(Z)	-	-	7	10	-	-	1	2	-	RAIL
19	12	11	3	2	2	4	2	9	2	6	6	43	32	-	M.C.
19	12	11	3	2	2	4	2	9	2	6	6	43	32	-	ICC
(Z)	(Z)	-	-	-	-	-	-	-	-	-	-	-	-	-	N-ICC
72	22	27	8	7	9	3	1	82	15	3	2	49	6	(Z)	P.T. AIR
-	-	(Z)	(Z)	-	-	-	-	(Z)	(Z)	-	-	-	-	-	WATER
(Z)	(Z)	(Z)	(Z)	(Z)	(Z)	(Z)	(Z)	(Z)	(Z)	(Z)	(Z)	(Z)	(Z)	-	P.D.
-	-	-	-	-	-	-	-	-	-	-	-	-	-	20	DT-UK
425	190	173	111	311	176	139	78	322	322	51	52	233	409	23	38
14	9	4	2	15	13	17	13	132	165	(Z)	1	13	22	-	RAIL
330	138	128	87	234	132	71	38	158	134	41	41	183	327	3	M.C.
327	138	128	87	233	132	71	38	158	134	41	40	179	324	3	ICC
3	1	(Z)	(Z)	1	(Z)	(Z)	(Z)	(Z)	(Z)	(Z)	(Z)	4	3	(Z)	N-ICC
49	25	31	15	43	16	47	24	18	8	2	1	9	11	(Z)	P.T.
8	7	2	2	5	5	1	1	5	5	1	2	9	15	(Z)	AIR
(Z)	(Z)	-	-	1	1	-	-	1	1	-	-	(Z)	(Z)	-	WATER
19	7	6	4	10	7	4	3	7	6	6	7	11	19	3	P.D.
4	4	1	1	2	1	(Z)	(Z)	1	1	(Z)	(Z)	8	14	17	DT-UK
15	7	4	2	8	5	7	5	6	6	7	11	8	10	1	3811
(Z)	(Z)	-	-	-	-	1	1	(Z)	(Z)	-	-	(Z)	(Z)	-	RAIL
11	5	3	1	6	4	6	4	4	5	7	10	5	7	1	M.C.
11	5	3	1	6	4	6	4	4	5	7	10	5	7	1	ICC
(Z)	(Z)	-	-	-	-	-	-	-	-	(Z)	(Z)	(Z)	(Z)	-	N-ICC
3	1	(Z)	(Z)	(Z)	(Z)	(Z)	(Z)	(Z)	(Z)	(Z)	(Z)	(Z)	(Z)	-	P.T.
(Z)	(Z)	(Z)	(Z)	1	1	(Z)	(Z)	(Z)	1	(Z)	(Z)	1	2	(Z)	AIR
-	-	-	-	-	-	-	-	-	-	-	-	-	-	-	WATER
1	(Z)	(Z)	(Z)	1	(Z)	(Z)	(Z)	(Z)	(Z)	(Z)	(Z)	1	1	-	P.O.
(Z)	(Z)	-	-	(Z)	(Z)	(Z)	(Z)	(Z)	(Z)	(Z)	(Z)	1	(Z)	1	DT-UK
2	(Z)	1	(Z)	1	1	(Z)	(Z)	1	1	(Z)	(Z)	1	1	(Z)	38111
(Z)	(Z)	-	-	-	-	-	-	(Z)	(Z)	-	-	(Z)	(Z)	-	RAIL
2	(Z)	(Z)	(Z)	(Z)	(Z)	(Z)	(Z)	(Z)	(Z)	-	-	(Z)	(Z)	(Z)	M.C.
2	(Z)	(Z)	(Z)	(Z)	(Z)	(Z)	(Z)	(Z)	(Z)	-	-	(Z)	(Z)	(Z)	ICC
(Z)	(Z)	(Z)	(Z)	(Z)	(Z)	(Z)	(Z)	(Z)	(Z)	-	-	(Z)	(Z)	-	N-ICC
(Z)	(Z)	(Z)	(Z)	(Z)	(Z)	(Z)	(Z)	(Z)	(Z)	(Z)	(Z)	(Z)	(Z)	(Z)	P.T.
(Z)	(Z)	(Z)	(Z)	(Z)	(Z)	(Z)	(Z)	(Z)	(Z)	(Z)	(Z)	(Z)	(Z)	(Z)	AIR
(Z)	(Z)	(Z)	(Z)	(Z)	(Z)	(Z)	(Z)	(Z)	(Z)	(Z)	(Z)	(Z)	(Z)	(Z)	P.D.
-	-	-	-	(Z)	(Z)	(Z)	(Z)	(Z)	(Z)	(Z)	(Z)	(Z)	(Z)	(Z)	DT-UK
1	2	(Z)	(Z)	(Z)	(Z)	(Z)	(Z)	(Z)	(Z)	1	(Z)	(Z)	(Z)	-	38112
1	2	-	-	(Z)	(Z)	(Z)	(Z)	-	-	(Z)	(Z)	(Z)	(Z)	-	M.C.
1	2	-	-	(Z)	(Z)	(Z)	(Z)	-	-	(Z)	(Z)	(Z)	(Z)	-	ICC
(Z)	(Z)	-	-	-	-	-	-	-	-	(Z)	(Z)	-	-	-	P.T.
(Z)	(Z)	(Z)	(Z)	(Z)	(Z)	(Z)	(Z)	(Z)	(Z)	(Z)	(Z)	(Z)	(Z)	-	AIR
(Z)	(Z)	(Z)	(Z)	(Z)	(Z)	(Z)	(Z)	(Z)	(Z)	(Z)	(Z)	(Z)	(Z)	-	P.D.
-	-	-	-	-	-	-	-	-	-	-	-	-	-	-	DT-UK
10	4	3	2	7	4	7	5	3	3	2	3	4	5	1	38113
-	-	-	-	-	-	1	1	-	-	-	-	-	-	-	RAIL
7	2	3	1	6	3	5	4	3	3	2	3	2	3	1	M.C.
6	2	3	1	6	3	5	4	3	3	2	3	2	3	1	ICC
(Z)	(Z)	-	-	-	-	-	-	-	-	(Z)	(Z)	(Z)	(Z)	-	N-ICC
3	1	(Z)	(Z)	(Z)	(Z)	(Z)	(Z)	(Z)	(Z)	(Z)	(Z)	(Z)	(Z)	-	P.T.
(Z)	(Z)	(Z)	(Z)	(Z)	(Z)	(Z)	(Z)	(Z)	(Z)	(Z)	(Z)	1	1	-	AIR
-	-	-	-	-	-	-	-	-	-	-	-	-	-	-	WATER
(Z)	(Z)	(Z)	(Z)	(Z)	(Z)	(Z)	(Z)	(Z)	(Z)	(Z)	(Z)	(Z)	(Z)	-	P.O.
(Z)	(Z)	-	-	(Z)	(Z)	-	-	(Z)	(Z)	(Z)	(Z)	1	(Z)	-	DT-UK
2	1	(Z)	(Z)	(Z)	(Z)	(Z)	(Z)	2	2	4	7	3	5	(Z)	38119
1	(Z)	(Z)	(Z)	(Z)	(Z)	-	-	1	2	4	7	3	4	-	RAIL
1	(Z)	(Z)	(Z)	(Z)	(Z)	-	-	1	2	4	7	3	4	-	M.C.
(Z)	(Z)	-	-	-	-	-	-	-	-	-	-	-	-	-	ICC
(Z)	(Z)	-	-	-	-	-	-	-	-	-	-	-	-	-	N-ICC
(Z)	(Z)	(Z)	(Z)	(Z)	(Z)	-	-	(Z)	(Z)	(Z)	(Z)	(Z)	(Z)	-	P.T.
1	(Z)	(Z)	(Z)	(Z)	(Z)	(Z)	(Z)	(Z)	(Z)	(Z)	(Z)	(Z)	1	-	AIR
(Z)	(Z)	-	-	(Z)	(Z)	-	-	(Z)	(Z)	(Z)	(Z)	(Z)	(Z)	-	P.D.
-	-	-	-	(Z)	(Z)	-	-	(Z)	(Z)	(Z)	(Z)	(Z)	(Z)	(Z)	DT-UK
75	38	44	46	22	15	38	22	27	25	10	11	43	76	8	382
1	(Z)	-	-	(Z)	(Z)	-	-	(Z)	(Z)	(Z)	(Z)	5	8	-	RAIL
49	23	40	43	15	11	11	9	22	21	8	8	30	55	2	M.C.
49	23	40	43	15	11	11	9	22	21	8	8	29	55	2	ICC

TABLE 2. SHIPMENTS BY MANUFACTURING ESTABLISHMENTS--COMMODITIES AND MEANS OF TRANSPORT BY DESTINATION: 1977--CON.

TCC CODE	COMMODITY AND MEANS OF TRANSPORT	ALL SHIPMENTS						TONS (THOUSANDS) AND TON-MILES (MILLIONS) BY DIVISION OF DESTINATION					
		VALUE (MILLION DOLLARS) (A)	TONS (THOU- SANDS) (B)	TON- MILES (MIL- LIONS) (C)	STANDARD ERROR (PERCENT) FOR COLUMNS--			NEW ENGLAND		MIDDLE ATLANTIC			
					(A)	(B)	(C)	TONS	TON- MILES	TONS	TON- MILES		
382	MEASURING AND CONTROLLING INSTRUMENTS.												
	MOTOR CARRIER, NON-ICC	33	2	(Z)	39	37	50	(Z)	(Z)	(Z)	(Z)	(Z)	(Z)
	PRIVATE TRUCK	305	54		24	17	14	15	5	1	2	(Z)	(Z)
	AIR	464	11		13	14	15	19	(Z)	(Z)	1	1	1
	WATER	2	(Z)	(Z)	69	70	99	-	-	(Z)	(Z)	(Z)	(Z)
	PARCEL DELIVERY	647	17		11	36	24	30	1	(Z)	2	1	1
	OTHER AND UNKNOWN	349	15		13	17	14	26	(Z)	(Z)	1	1	1
3821	MECHANICAL MEASURING AND CONTROLLING INSTRUMENTS	3 162	191	148	10	7	11	18	12	21	6		
	RAIL	50	5		7	43	56	52	-	-	(Z)	(Z)	(Z)
	MOTOR CARRIER	1 779	135		111	7	10	15	12	10	16	5	5
	MOTOR CARRIER, ICC	1 751	134		111	7	10	15	12	10	16	5	5
	MOTOR CARRIER, NON-ICC	28	2	(Z)	48	42	38	(Z)	(Z)	(Z)	(Z)	(Z)	(Z)
	PRIVATE TRUCK	174	19		8	24	29	27	5	1	2	(Z)	(Z)
	AIR	343	5		6	17	17	21	(Z)	(Z)	1	(Z)	(Z)
	WATER	2	(Z)	(Z)	91	96	99	-	-	(Z)	(Z)	(Z)	(Z)
	PARCEL DELIVERY	500	15		10	40	28	36	1	(Z)	2	1	1
	OTHER AND UNKNOWN	315	11		7	19	16	23	(Z)	(Z)	1	(Z)	(Z)
38212	GAS, WATER, OTHER LIQUID METERS AND RECORDING DEVICES.	463	56	40	16	13	14	6	2	4	1		
	RAIL	6	1		67	68	47	-	-	-	-	-	-
	MOTOR CARRIER	297	34		25	17	16	19	1	1	3	1	1
	MOTOR CARRIER, ICC	297	34		25	17	16	19	1	1	3	1	1
	MOTOR CARRIER, NON-ICC	(Z)	(Z)	(Z)	44	69	79	-	-	-	-	-	-
	PRIVATE TRUCK	78	15		7	38	38	29	5	1	1	(Z)	(Z)
	AIR	7	(Z)	(Z)	19	35	39	-	-	(Z)	(Z)	(Z)	(Z)
	WATER	2	(Z)	(Z)	91	96	99	-	-	(Z)	(Z)	(Z)	(Z)
	PARCEL DELIVERY	58	2		1	53	45	32	(Z)	(Z)	1	(Z)	(Z)
	OTHER AND UNKNOWN	16	3		6	47	26	27	-	-	-	-	-
38213	WEATHER MEASURING INSTRUMENTS AND GAGES.	188	7	6	31	30	34	(Z)	(Z)	2	1		
	MOTOR CARRIER	101	5		5	36	36	39	(Z)	(Z)	1	1	1
	MOTOR CARRIER, ICC	101	5		5	36	36	39	(Z)	(Z)	1	1	1
	PRIVATE TRUCK	21	(Z)	(Z)	100	100	100	-	-	(Z)	(Z)	(Z)	(Z)
	AIR	21	(Z)	(Z)	61	42	45	-	-	(Z)	(Z)	(Z)	(Z)
	PARCEL DELIVERY	41	1		1	53	46	45	(Z)	(Z)	(Z)	(Z)	(Z)
	OTHER AND UNKNOWN	3	(Z)	(Z)	60	66	56	-	-	(Z)	(Z)	(Z)	(Z)
38219	MECHANICAL MEASURING INSTRUMENTS, NEC.	2 511	129	102	12	9	16	11	10	15	4		
	RAIL	44	4		6	50	80	66	-	-	(Z)	(Z)	(Z)
	MOTOR CARRIER	1 381	96		81	7	12	21	11	10	12	3	3
	MOTOR CARRIER, ICC	1 353	95		81	7	12	21	11	10	12	3	3
	MOTOR CARRIER, NON-ICC	28	2	(Z)	49	43	40	(Z)	(Z)	(Z)	(Z)	(Z)	(Z)
	PRIVATE TRUCK	75	4		1	38	31	39	(Z)	(Z)	1	(Z)	(Z)
	AIR	315	5		5	18	18	22	(Z)	(Z)	1	(Z)	(Z)
	PARCEL DELIVERY	401	12		8	45	34	42	1	(Z)	1	(Z)	(Z)
	OTHER AND UNKNOWN	296	8		1	20	20	24	(Z)	(Z)	1	(Z)	(Z)
38221	AUTOMATIC TEMPERATURE CONTROLS *	1 435	129	112	12	12	15	3	2	12	8		
	RAIL	49	4		5	48	48	44	(Z)	1	3	3	3
	MOTOR CARRIER	930	76		76	15	17	22	2	1	8	3	3
	MOTOR CARRIER, ICC	925	76		76	15	17	22	2	1	8	3	3
	MOTOR CARRIER, NON-ICC	6	(Z)	(Z)	66	68	67	-	-	-	-	-	-
	PRIVATE TRUCK	119	36		16	35	22	23	-	-	(Z)	(Z)	(Z)
	AIR	140	6		7	22	22	29	(Z)	(Z)	(Z)	(Z)	(Z)
	WATER	1	(Z)	(Z)	100	100	100	-	-	-	-	-	-
	PARCEL DELIVERY	150	3		2	20	21	25	(Z)	(Z)	(Z)	(Z)	(Z)
	OTHER AND UNKNOWN	46	4		5	28	33	36	(Z)	(Z)	1	1	1
38311	OPTICAL INSTRUMENTS AND LENSES *	634	41	25	12	33	34	(Z)	(Z)	4	2		
	MOTOR CARRIER	183	34		21	21	41	43	(Z)	(Z)	2	1	1
	MOTOR CARRIER, ICC	183	34		21	21	41	43	(Z)	(Z)	2	1	1
	MOTOR CARRIER, NON-ICC	(Z)	(Z)	(Z)	70	84	81	-	-	-	-	-	-
	PRIVATE TRUCK	93	1	(Z)	17	32	53	(Z)	(Z)	(Z)	(Z)	(Z)	(Z)
	AIR	61	1		1	31	56	72	(Z)	(Z)	(Z)	(Z)	(Z)
	PARCEL DELIVERY	214	4		2	24	37	33	(Z)	(Z)	2	1	1
	OTHER AND UNKNOWN	84	1	(Z)	12	21	67	(Z)	(Z)	(Z)	(Z)	(Z)	(Z)
384	SURGICAL, MEDICAL, DENTAL INSTRUMENTS, AND SUPPLIES.	5 500	711	486	10	12	13	20	14	121	88		
	RAIL	277	69		61	35	29	30	4	3	16	13	13
	MOTOR CARRIER	2 784	493		329	8	12	15	11	8	81	56	56
	MOTOR CARRIER, ICC	2 708	486		327	8	12	15	11	8	80	56	56
	MOTOR CARRIER, NON-ICC	75	6		3	47	39	74	-	-	1	(Z)	(Z)
	PRIVATE TRUCK	482	92		54	15	21	24	3	2	15	12	12
	AIR	519	12		13	27	20	29	(Z)	(Z)	3	4	4
	WATER	11	2		2	86	81	88	-	-	(Z)	(Z)	(Z)
	PARCEL DELIVERY	1 108	34		26	24	21	18	1	1	5	2	2
	OTHER AND UNKNOWN	318	10		2	29	21	42	(Z)	(Z)	1	(Z)	(Z)
3841	SURGICAL, MEDICAL INSTRUMENTS, AND SUPPLIES.	2 186	285	212	14	20	22	10	7	63	40		
	RAIL	93	18		22	47	57	48	(Z)	(Z)	5	6	6
	MOTOR CARRIER	1 163	184		140	14	16	17	5	3	48	24	24
	MOTOR CARRIER, ICC	1 102	181		138	15	16	16	5	3	47	24	24
	MOTOR CARRIER, NON-ICC	61	3		2	54	51	87	-	-	1	(Z)	(Z)
	PRIVATE TRUCK	389	67		36	19	34	43	4	3	8	6	6
	AIR	208	5		7	48	35	42	(Z)	(Z)	1	3	3
	WATER	9	2		1	97	95	97	-	-	(Z)	(Z)	(Z)
	PARCEL DELIVERY	229	5		4	32	24	26	(Z)	(Z)	1	(Z)	(Z)
	OTHER AND UNKNOWN	96	4		1	24	26	61	(Z)	(Z)	(Z)	(Z)	(Z)
38411	SURGICAL, MEDICAL INSTRUMENTS, AND APPARATUS	1 724	214	168	18	27	28	7	6	51	36		
	RAIL	92	18		22	48	57	49	(Z)	(Z)	5	6	6
	MOTOR CARRIER	919	138		107	17	22	22	4	2	38	21	21
	MOTOR CARRIER, ICC	858	135		105	18	22	21	4	2	37	21	21
	MOTOR CARRIER, NON-ICC	61	3		2	54	51	87	-	-	1	(Z)	(Z)
	PRIVATE TRUCK	274	47		29	26	49	56	3	3	6	6	6
	AIR	198	4		6	53	45	54	(Z)	(Z)	1	3	3



TONS (THOUSANDS) AND TON-MILES (MILLIONS) BY DIVISION OF DESTINATION--CON.

EAST NORTH CENTRAL		WEST NORTH CENTRAL		SOUTH ATLANTIC		EAST SOUTH CENTRAL		WEST SOUTH CENTRAL		MOUNTAIN		PACIFIC		DESTINATION UNKNOWN	TCC CODE AND MOT
TONS	TON-MILES	TONS	TON-MILES	TONS	TON-MILES	TONS	TON-MILES	TONS	TON-MILES	TONS	TON-MILES	TONS	TON-MILES	TONS	
1	(Z)	(Z)	(Z)	-	-	-	-	(Z)	(Z)	-	-	1	(Z)	-	382
14	6	2	1	3	2	27	13	2	1	(Z)	(Z)	1	(Z)	-	N-ICC
3	5	1	1	1	1	(Z)	(Z)	1	1	1	1	2	4	(Z)	AIR
-	-	-	-	-	-	-	-	(Z)	(Z)	-	-	(Z)	(Z)	-	WATER
5	1	1	1	3	2	1	1	1	1	1	2	1	2	(Z)	P.O.
2	3	1	1	1	(Z)	(Z)	(Z)	(Z)	(Z)	(Z)	(Z)	3	7	(Z)	OT-UK
40	14	35	38	14	11	8	5	17	16	9	10	22	37	7	3821
1	(Z)	-	-	-	-	-	-	-	-	(Z)	(Z)	4	6	-	RAIL
27	10	32	36	10	7	4	3	14	13	7	7	12	20	1	M.C.
27	10	32	36	10	7	4	3	14	13	7	7	11	20	1	ICC
1	(Z)	-	-	-	-	-	-	(Z)	(Z)	-	-	1	(Z)	-	N-ICC
6	3	1	1	1	1	3	2	1	1	(Z)	(Z)	(Z)	(Z)	-	P.T.
1	(Z)	(Z)	(Z)	1	1	(Z)	(Z)	1	1	(Z)	1	1	2	(Z)	AIR
-	-	-	-	-	-	-	-	(Z)	(Z)	-	-	-	-	-	WATER
5	1	1	1	3	2	1	(Z)	1	1	1	2	1	2	(Z)	P.O.
1	(Z)	1	(Z)	(Z)	(Z)	-	-	(Z)	(Z)	(Z)	(Z)	3	6	(Z)	OT-UK
14	7	7	4	4	2	5	3	6	7	3	3	6	11	(Z)	38212
1	(Z)	-	-	-	-	-	-	-	-	-	-	(Z)	1	-	RAIL
9	4	4	4	3	2	2	1	5	5	3	3	2	4	-	M.C.
9	4	6	4	3	2	2	1	5	5	3	3	2	4	-	ICC
-	-	-	-	-	-	-	-	(Z)	(Z)	-	-	-	-	-	N-ICC
4	2	1	1	(Z)	(Z)	3	2	1	1	-	-	(Z)	(Z)	-	P.T.
(Z)	(Z)	(Z)	(Z)	(Z)	(Z)	(Z)	(Z)	(Z)	(Z)	(Z)	(Z)	(Z)	(Z)	-	AIR
-	-	-	-	-	-	-	-	(Z)	(Z)	-	-	-	-	-	WATER
(Z)	(Z)	(Z)	(Z)	(Z)	(Z)	(Z)	(Z)	(Z)	(Z)	(Z)	(Z)	(Z)	(Z)	(Z)	P.O.
-	-	-	-	(Z)	(Z)	-	-	-	-	-	-	2	6	(Z)	OT-UK
1	1	1	1	1	(Z)	(Z)	(Z)	1	1	(Z)	(Z)	1	3	-	38213
1	(Z)	1	(Z)	1	(Z)	(Z)	(Z)	(Z)	1	(Z)	(Z)	1	2	-	M.C.
1	(Z)	1	(Z)	1	(Z)	(Z)	(Z)	(Z)	1	(Z)	(Z)	1	2	-	ICC
-	-	-	-	-	-	-	-	-	-	-	-	-	-	-	P.T.
(Z)	(Z)	-	-	(Z)	(Z)	-	-	-	-	(Z)	(Z)	(Z)	(Z)	-	AIR
(Z)	(Z)	(Z)	(Z)	(Z)	(Z)	(Z)	(Z)	(Z)	(Z)	(Z)	(Z)	(Z)	(Z)	-	P.O.
-	-	-	-	-	-	-	-	-	-	(Z)	(Z)	-	-	-	OT-UK
25	7	27	33	10	8	3	2	10	9	5	6	15	23	7	38219
-	-	-	-	-	-	-	-	-	-	(Z)	(Z)	4	6	-	RAIL
17	5	26	32	6	5	2	2	8	7	4	4	9	14	1	M.C.
17	5	26	32	6	5	2	2	8	7	4	4	8	14	1	ICC
1	(Z)	-	-	-	-	-	-	(Z)	(Z)	-	-	1	(Z)	-	N-ICC
2	1	(Z)	(Z)	1	1	(Z)	(Z)	(Z)	(Z)	(Z)	(Z)	(Z)	(Z)	-	P.T.
1	(Z)	(Z)	(Z)	1	1	(Z)	(Z)	1	1	(Z)	1	1	2	(Z)	AIR
4	1	1	1	3	2	1	(Z)	1	1	1	2	1	1	(Z)	P.O.
1	(Z)	1	(Z)	(Z)	(Z)	-	-	(Z)	(Z)	(Z)	(Z)	(Z)	(Z)	(Z)	OT-UK
32	23	11	8	6	5	34	20	9	7	2	2	21	37	1	38221
-	-	-	-	(Z)	(Z)	-	-	(Z)	(Z)	-	-	1	1	-	RAIL
20	12	9	7	3	3	8	8	7	6	1	1	18	34	-	M.C.
(Z)	(Z)	(Z)	(Z)	3	3	8	8	7	6	1	1	17	34	-	ICC
3	3	(Z)	(Z)	2	1	-	-	-	-	-	-	(Z)	(Z)	-	N-ICC
6	4	1	1	(Z)	(Z)	26	12	1	(Z)	(Z)	(Z)	1	2	-	P.T.
1	-	-	-	-	-	-	-	-	-	-	-	(Z)	(Z)	-	AIR
1	(Z)	(Z)	(Z)	(Z)	(Z)	(Z)	(Z)	(Z)	(Z)	(Z)	(Z)	(Z)	(Z)	-	WATER
1	3	(Z)	(Z)	(Z)	(Z)	(Z)	(Z)	(Z)	(Z)	(Z)	(Z)	(Z)	(Z)	(Z)	P.O.
-	-	-	-	-	-	-	-	-	-	-	-	1	1	(Z)	OT-UK
12	7	1	(Z)	10	4	3	1	7	5	1	1	2	4	1	38311
10	7	1	(Z)	10	4	3	1	7	5	1	1	1	2	-	M.C.
10	7	1	(Z)	10	4	3	1	7	5	1	1	1	2	-	ICC
-	-	-	-	-	-	-	-	-	-	-	-	(Z)	(Z)	-	N-ICC
(Z)	(Z)	-	-	(Z)	(Z)	-	-	(Z)	(Z)	-	-	(Z)	(Z)	(Z)	P.T.
(Z)	(Z)	(Z)	(Z)	(Z)	(Z)	(Z)	(Z)	(Z)	(Z)	(Z)	(Z)	(Z)	(Z)	1	AIR
1	(Z)	(Z)	(Z)	(Z)	(Z)	(Z)	(Z)	(Z)	(Z)	(Z)	(Z)	(Z)	(Z)	1	P.O.
(Z)	(Z)	(Z)	(Z)	(Z)	(Z)	-	-	(Z)	(Z)	(Z)	(Z)	(Z)	(Z)	(Z)	OT-UK
161	68	74	40	106	72	55	23	87	69	16	16	62	95	10	384
11	8	3	2	12	10	6	1	11	13	(Z)	(Z)	5	10	-	RAIL
126	52	57	31	63	47	31	11	68	49	11	11	44	65	1	M.C.
124	52	57	31	62	47	30	11	68	49	11	11	42	63	1	ICC
2	1	-	-	(Z)	(Z)	(Z)	(Z)	-	-	-	-	2	2	-	N-ICC
13	4	11	4	24	9	16	10	3	3	1	1	7	9	-	P.T.
2	(Z)	1	1	2	2	(Z)	(Z)	1	2	(Z)	(Z)	2	4	(Z)	AIR
-	-	-	-	1	1	-	-	-	-	-	-	(Z)	(Z)	-	WATER
8	3	3	2	4	3	2	1	2	2	3	4	4	7	3	P.O.
1	(Z)	(Z)	(Z)	(Z)	(Z)	(Z)	(Z)	(Z)	(Z)	(Z)	(Z)	(Z)	(Z)	(Z)	OT-UK
44	22	34	20	48	32	22	15	19	18	10	10	32	48	4	3841
1	1	1	(Z)	8	7	(Z)	(Z)	2	2	(Z)	(Z)	3	6	-	RAIL
31	18	23	14	27	19	7	7	14	13	7	8	22	34	1	M.C.
31	18	23	14	27	19	7	7	14	13	7	8	20	32	1	ICC
-	-	-	-	(Z)	(Z)	-	-	-	-	-	-	2	2	-	N-ICC
11	2	9	5	11	4	15	8	3	2	2	2	5	5	-	P.T.
(Z)	(Z)	(Z)	1	1	(Z)	(Z)	(Z)	(Z)	1	(Z)	(Z)	2	2	-	AIR
1	(Z)	(Z)	-	1	1	-	-	-	-	-	-	-	-	-	WATER
1	(Z)	(Z)	(Z)	1	1	(Z)	(Z)	(Z)	(Z)	(Z)	(Z)	1	1	(Z)	P.O.
-	-	-	-	(Z)	(Z)	(Z)	(Z)	(Z)	(Z)	1	(Z)	(Z)	(Z)	(Z)	OT-UK
29	18	26	16	40	26	14	11	14	13	4	4	27	39	2	38411
1	1	1	(Z)	8	7	(Z)	(Z)	2	2	(Z)	(Z)	3	5	-	RAIL
21	15	19	11	21	14	6	6	9	9	2	2	18	27	1	M.C.
21	15	19	11	21	14	6	6	9	9	2	2	16	25	1	ICC
-	-	-	-	(Z)	(Z)	-	-	-	-	-	-	2	2	-	N-ICC
7	1	5	3	9	3	8	5	3	2	2	2	4	4	-	P.T.
(Z)	(Z)	(Z)	1	(Z)	(Z)	(Z)	(Z)	(Z)	1	(Z)	(Z)	1	1	-	AIR

TABLE 2. SHIPMENTS BY MANUFACTURING ESTABLISHMENTS--COMMODITIES AND MEANS OF TRANSPORT BY DESTINATION: 1977--CON.

TCC CODE	COMMODITY AND MEANS OF TRANSPORT	ALL SHIPMENTS						TONS (THOUSANDS) AND TON-MILES (MILLIONS) BY DIVISION OF DESTINATION					
		VALUE (MILLION DOLLARS) (A)	TONS (THOU- SANDS) (B)	TON- MILES (MIL- LIONS) (C)	STANDARD ERROR (PERCENT) FOR COLUMNS--			NEW ENGLAND		MIDDLE ATLANTIC			
					(A)	(B)	(C)	TONS	TON- MILES	TONS	TON- MILES		
38411	SURGICAL, MEDICAL INSTRUMENTS, AND APPARATUS												
	WATER	9	1	1	100	100	100	-	-	-	-	-	-
	PARCEL DELIVERY	191	3	3	37	29	31	(Z)	(Z)	(Z)	(Z)	(Z)	(Z)
	OTHER AND UNKNOWN	41	2	1	26	43	83	(Z)	(Z)	(Z)	(Z)	(Z)	(Z)
38412	HOSPITAL, DENTAL, AND OPTICIANS' FURNITURE	462	72	44	20	25	26	2	1	12	4		
	RAIL	1	(Z)	(Z)	100	100	100	-	-	-	-	-	-
	MOTOR CARRIER	244	46	33	26	28	28	1	1	10	4		
	MOTOR CARRIER, ICC	244	46	33	26	28	28	1	1	10	4		
	PRIVATE TRUCK	115	20	8	28	46	50	1	(Z)	2	(Z)		
	AIR	10	1	1	69	66	80	(Z)	(Z)	(Z)	(Z)		
	WATER	(Z)	(Z)	(Z)	100	100	100	-	-	(Z)	(Z)		
	PARCEL DELIVERY	38	2	1	48	53	64	(Z)	(Z)	(Z)	(Z)		
	OTHER AND UNKNOWN	55	3	(Z)	37	34	59	-	-	(Z)	(Z)		
38421	ORTHOPEIC, PROSTHETIC, SURGICAL APPL., SUPPLIES *	2 552	362	241	13	12	18	9	7	58	49		
	RAIL	192	49	40	32	24	31	4	4	8	6		
	MOTOR CARRIER	1 416	232	145	11	13	27	4	2	33	30		
	MOTOR CARRIER, ICC	1 404	230	145	11	13	27	4	2	33	30		
	MOTOR CARRIER, NON-ICC	11	2	1	57	58	65	-	-	(Z)	(Z)		
	PRIVATE TRUCK	151	54	40	33	24	20	(Z)	(Z)	13	11		
	AIR	162	3	1	23	21	32	(Z)	(Z)	1	(Z)		
	WATER	2	(Z)	(Z)	92	94	77	-	-	(Z)	(Z)		
	PARCEL DELIVERY	585	21	14	32	31	29	1	(Z)	3	1		
	OTHER AND UNKNOWN	44	1	(Z)	15	25	50	(Z)	(Z)	(Z)	(Z)		
38431	DENTAL EQUIPMENT AND SUPPLIES *	739	67	45	17	52	58	4	2	15	7		
	RAIL	1	4	2	100	100	100	-	-	4	2		
	MOTOR CARRIER	303	49	34	17	67	73	3	2	9	4		
	MOTOR CARRIER, ICC	303	49	34	17	67	73	3	2	9	4		
	PRIVATE TRUCK	25	4	1	81	78	95	1	(Z)	(Z)	(Z)		
	AIR	41	1	1	32	48	43	(Z)	(Z)	(Z)	(Z)		
	PARCEL DELIVERY	238	7	6	19	31	29	(Z)	(Z)	1	(Z)		
	OTHER AND UNKNOWN	131	2	(Z)	69	61	21	(Z)	(Z)	(Z)	(Z)		
38511	OPHTHALMIC AND OPTICIANS' GOODS *	908	24	22	12	17	24	1	(Z)	4	1		
	RAIL	18	1	1	100	100	100	-	-	-	-		
	MOTOR CARRIER	231	10	8	43	39	46	(Z)	(Z)	2	1		
	MOTOR CARRIER, ICC	223	9	8	43	37	46	(Z)	(Z)	2	1		
	MOTOR CARRIER, NON-ICC	8	(Z)	(Z)	100	100	100	-	-	(Z)	(Z)		
	PRIVATE TRUCK	109	5	5	39	31	75	-	-	(Z)	(Z)		
	AIR	74	2	3	64	73	78	(Z)	(Z)	(Z)	(Z)		
	PARCEL DELIVERY	196	4	2	36	35	54	(Z)	(Z)	1	(Z)		
	OTHER AND UNKNOWN	280	3	3	15	11	14	(Z)	(Z)	1	(Z)		
3861	PHOTOGRAPHIC EQUIPMENT AND SUPPLIES *	9 077	1 110	721	21	22	21	81	10	392	138		
	RAIL	2 348	147	192	87	79	77	2	3	10	21		
	MOTOR CARRIER	4 827	776	465	10	26	18	9	6	326	88		
	MOTOR CARRIER, ICC	4 771	772	464	10	26	18	9	6	323	88		
	MOTOR CARRIER, NON-ICC	56	4	1	81	75	31	-	-	3	(Z)		
	PRIVATE TRUCK	1 189	151	45	22	30	49	69	1	35	22		
	AIR	225	4	3	20	23	25	(Z)	(Z)	1	(Z)		
	WATER	13	1	1	64	80	85	(Z)	(Z)	(Z)	(Z)		
	PARCEL DELIVERY	117	7	5	27	41	52	1	(Z)	1	(Z)		
	OTHER AND UNKNOWN	358	24	10	43	31	42	(Z)	(Z)	18	4		
38612	PHOTOGRAPHIC DEVELOPING EQUIPMENT	2 944	299	222	8	7	23	(Z)	(Z)	100	20		
	RAIL	71	11	11	55	84	90	-	-	2	1		
	MOTOR CARRIER	2 622	279	207	9	7	23	(Z)	(Z)	95	17		
	MOTOR CARRIER, ICC	2 575	276	207	9	7	23	(Z)	(Z)	92	17		
	MOTOR CARRIER, NON-ICC	46	3	(Z)	92	93	71	-	-	3	(Z)		
	PRIVATE TRUCK	4	2	1	87	90	91	-	-	(Z)	(Z)		
	AIR	154	2	1	37	37	42	(Z)	(Z)	(Z)	(Z)		
	WATER	3	(Z)	(Z)	73	75	71	-	-	(Z)	(Z)		
	PARCEL DELIVERY	23	1	1	55	81	81	(Z)	(Z)	(Z)	(Z)		
	OTHER AND UNKNOWN	67	4	1	26	28	40	(Z)	(Z)	3	1		
38613	STILL AND MOTION PICTURE EQUIPMENT AND FILM MAGAZINES	489	24	18	16	16	15	4	4	4	2		
	RAIL	112	1	1	33	33	31	-	-	-	-		
	MOTOR CARRIER	270	19	15	19	15	14	4	4	4	2		
	MOTOR CARRIER, ICC	263	18	15	20	15	13	4	4	4	2		
	MOTOR CARRIER, NON-ICC	7	(Z)	(Z)	100	100	100	-	-	-	-		
	PRIVATE TRUCK	30	1	(Z)	52	41	48	(Z)	(Z)	-	-		
	AIR	20	(Z)	(Z)	41	41	39	-	-	(Z)	(Z)		
	WATER	10	1	1	93	90	97	-	-	-	-		
	PARCEL DELIVERY	44	2	1	57	66	61	(Z)	(Z)	(Z)	(Z)		
	OTHER AND UNKNOWN	3	(Z)	(Z)	25	54	94	-	-	-	-		
38615	PHOTOGRAPHIC SENSITIZED FILM, PLATES, PAPER, AND CLOTH	4 551	495	318	42	43	45	69	4	149	68		
	RAIL	2 162	134	179	94	88	84	2	3	8	20		
	MOTOR CARRIER	1 257	225	108	18	65	37	2	(Z)	115	44		
	MOTOR CARRIER, ICC	1 255	225	108	18	65	37	2	(Z)	115	44		
	MOTOR CARRIER, NON-ICC	2	(Z)	(Z)	44	40	37	-	-	(Z)	(Z)		
	PRIVATE TRUCK	1 044	128	23	24	33	63	65	1	25	4		
	AIR	38	1	1	43	38	40	(Z)	(Z)	1	(Z)		
	WATER	22	2	1	38	48	68	(Z)	(Z)	1	(Z)		
	OTHER AND UNKNOWN	28	4	5	52	65	99	-	-	(Z)	(Z)		
38618	PREPARED PHOTOGRAPHIC CHEMICALS	897	257	133	38	37	46	2	1	129	29		
	RAIL	3	1	1	50	80	77	-	-	1	1		
	MOTOR CARRIER	566	233	124	53	40	46	1	1	110	24		
	MOTOR CARRIER, ICC	565	232	124	53	40	47	1	1	110	24		
	MOTOR CARRIER, NON-ICC	1	(Z)	(Z)	27	24	37	-	-	(Z)	(Z)		
	PRIVATE TRUCK	64	7	3	34	39	51	1	(Z)	3	1		
	AIR	5	(Z)	(Z)	28	35	36	(Z)	(Z)	(Z)	(Z)		
	WATER	-	-	-	100	100	100	-	-	-	-		
	PARCEL DELIVERY	1	(Z)	(Z)	49	62	76	(Z)	(Z)	(Z)	(Z)		





TABLE 2. SHIPMENTS BY MANUFACTURING ESTABLISHMENTS--COMMOITIES AND MEANS OF TRANSPORT BY OESTINATION: 1977--CON.

TCC CODE	COMMOITY AND MEANS OF TRANSPORT	VALUE (MILLION DOLLARS) (A)	TONS (THOU- SANOS) (B)	TON- MILES (MIL- LIONS) (C)	STANDARD ERROR (PERCENT) FOR COLUMNS--			TONS (THOUSANDS) AND TON-MILES (MILLIONS) BY DIVISION OF OESTINATION			
								NEW ENGLAND		MIDDLE ATLANTIC	
					(A)	(B)	(C)	TONS	TON- MILES	TONS	TON- MILES
38618	PREPARED PHOTOGRAPHIC CHEMICALS, OTHER AND UNKNOWN.	259	15	4	60	46	50	-	-	15	4
38619	PHOTOGRAPH EQUIPMENT AND SUPPLIES, NEC	197	35	30	17	26	42	5	(Z)	10	18
	MOTOR CARRIER	113	20	10	27	37	41	2	(Z)	2	(Z)
	MOTOR CARRIER, ICC	113	20	10	27	37	41	2	(Z)	2	(Z)
	PRIVATE TRUCK	47	13	19	48	52	85	3	(Z)	8	18
	AIR	9	(Z)	(Z)	73	19	26	(Z)	(Z)	(Z)	(Z)
	WATER	(Z)	(Z)	(Z)	100	100	100	(Z)	(Z)	-	-
	PARCEL DELIVERY	28	1	1	25	30	23	(Z)	(Z)	(Z)	(Z)
	OTHER AND UNKNOWN	(Z)	1	1	49	49	45	-	-	-	-
38711	WATCHES, CLOCKS, CLOCKWORK OPERATED DEVICES, PARTS *	1 505	85	46	14	24	21	21	8	5	3
	RAIL	1	(Z)	(Z)	72	50	55	-	-	(Z)	(Z)
	MOTOR CARRIER	372	41	21	34	33	33	4	2	3	1
	MOTOR CARRIER, ICC	371	41	21	34	33	33	4	2	3	1
	MOTOR CARRIER, NON-ICC	1	(Z)	(Z)	92	91	70	-	-	-	-
	PRIVATE TRUCK	616	30	11	12	26	13	17	5	1	(Z)
	AIR	140	4	4	61	57	51	(Z)	(Z)	1	(Z)
	WATER	363	10	10	19	27	32	(Z)	(Z)	1	(Z)
	PARCEL DELIVERY	13	(Z)	(Z)	25	31	45	(Z)	(Z)	(Z)	(Z)
	OTHER AND UNKNOWN	(Z)	(Z)	(Z)	(Z)	(Z)	(Z)	(Z)	(Z)	(Z)	(Z)
39	MISCELLANEOUS PRODUCTS OF MANUFACTURING.	20 250	4 502	2 590	5	10	9	224	89	728	253
	RAIL	707	289	305	13	17	18	13	12	17	13
	MOTOR CARRIER	9 488	2 688	1 748	8	11	10	148	65	482	186
	MOTOR CARRIER, ICC	9 061	2 585	1 692	8	12	11	140	63	446	163
	MOTOR CARRIER, NON-ICC	426	103	57	22	26	36	8	2	35	23
	PRIVATE TRUCK	3 490	1 153	324	12	18	15	39	7	183	34
	AIR	632	28	31	14	23	23	1	1	3	2
	WATER	168	24	23	8	12	14	(Z)	(Z)	2	1
	PARCEL DELIVERY	3 372	226	106	11	12	11	21	5	31	10
	OTHER AND UNKNOWN	2 393	94	52	16	11	30	1	(Z)	10	8
391	JEWELRY, SILVERWARE, AND PLATED WARE	3 444	83	60	12	12	14	15	1	16	3
	MOTOR CARRIER	418	52	42	16	17	19	7	(Z)	11	2
	MOTOR CARRIER, ICC	412	49	41	16	15	19	4	(Z)	11	2
	MOTOR CARRIER, NON-ICC	6	3	(Z)	100	100	100	3	(Z)	-	-
	PRIVATE TRUCK	355	10	(Z)	31	28	29	7	(Z)	1	(Z)
	AIR	157	1	1	27	33	53	(Z)	(Z)	(Z)	(Z)
	WATER	(Z)	(Z)	(Z)	100	100	100	(Z)	(Z)	(Z)	(Z)
	PARCEL DELIVERY	1 123	17	14	16	17	22	1	(Z)	3	1
	OTHER AND UNKNOWN	1 391	4	3	26	24	44	(Z)	(Z)	1	(Z)
39111	JEWELRY, PRECIOUS METAL: JEWELERS' FININGS, MAT. *	3 025	27	17	13	20	26	6	(Z)	6	1
	MOTOR CARRIER	176	7	5	23	58	58	(Z)	(Z)	2	(Z)
	MOTOR CARRIER, ICC	176	7	5	23	58	58	(Z)	(Z)	2	(Z)
	PRIVATE TRUCK	326	6	(Z)	32	35	37	5	(Z)	1	(Z)
	AIR	153	1	1	27	17	15	(Z)	(Z)	(Z)	(Z)
	WATER	1 005	12	11	18	25	31	1	(Z)	2	1
	PARCEL DELIVERY	1 365	2	1	27	28	41	(Z)	(Z)	1	(Z)
	OTHER AND UNKNOWN	(Z)	(Z)	(Z)	(Z)	(Z)	(Z)	(Z)	(Z)	(Z)	(Z)
39141	SILVERWARE, PLATED WARE, AND STAINLESS STEEL WARE *	441	55	43	14	16	20	9	1	10	2
	MOTOR CARRIER	235	45	37	20	19	22	7	(Z)	8	2
	MOTOR CARRIER, ICC	229	42	36	19	16	22	4	(Z)	8	2
	MOTOR CARRIER, NON-ICC	6	3	(Z)	100	100	100	3	(Z)	-	-
	PRIVATE TRUCK	26	3	(Z)	76	62	50	2	(Z)	-	-
	AIR	6	(Z)	1	52	75	92	-	-	(Z)	(Z)
	WATER	(Z)	(Z)	(Z)	100	100	100	(Z)	(Z)	(Z)	(Z)
	PARCEL DELIVERY	136	5	3	22	18	16	(Z)	(Z)	1	(Z)
	OTHER AND UNKNOWN	39	2	2	33	33	59	(Z)	(Z)	1	(Z)
3931	MUSICAL INSTRUMENTS AND PARTS *	859	164	114	16	22	26	5	4	16	9
	RAIL	17	2	3	60	63	40	(Z)	1	(Z)	1
	MOTOR CARRIER	479	83	63	14	16	16	3	2	11	6
	MOTOR CARRIER, ICC	442	76	58	15	18	18	2	1	11	6
	MOTOR CARRIER, NON-ICC	37	7	5	29	17	20	(Z)	(Z)	(Z)	(Z)
	PRIVATE TRUCK	282	74	45	33	42	51	1	1	4	2
	AIR	12	2	(Z)	60	52	57	(Z)	(Z)	(Z)	(Z)
	WATER	6	1	1	63	51	84	-	-	(Z)	(Z)
	PARCEL DELIVERY	61	2	2	26	26	23	(Z)	(Z)	(Z)	(Z)
	OTHER AND UNKNOWN	1	(Z)	(Z)	19	19	97	-	-	(Z)	(Z)
39311	PIANOS	247	59	59	46	53	53	2	2	6	4
	MOTOR CARRIER	105	20	26	33	31	40	1	1	2	1
	MOTOR CARRIER, ICC	91	16	21	41	41	52	1	(Z)	1	1
	MOTOR CARRIER, NON-ICC	14	4	5	5	5	9	(Z)	(Z)	(Z)	(Z)
	PRIVATE TRUCK	137	38	32	62	65	64	1	1	4	2
	WATER	5	1	1	82	67	93	-	-	(Z)	(Z)
39312	ORGANS	218	22	19	32	30	35	1	1	2	2
	RAIL	17	2	3	61	64	40	(Z)	1	(Z)	1
	MOTOR CARRIER	177	17	14	26	23	31	(Z)	(Z)	2	1
	MOTOR CARRIER, ICC	158	14	14	28	26	31	(Z)	(Z)	2	1
	MOTOR CARRIER, NON-ICC	19	3	(Z)	44	42	51	-	-	-	-
	PRIVATE TRUCK	21	2	2	78	77	83	(Z)	(Z)	(Z)	(Z)
	AIR	2	(Z)	(Z)	79	58	80	(Z)	(Z)	(Z)	(Z)
	WATER	1	(Z)	(Z)	100	100	100	-	-	-	-
	PARCEL DELIVERY	(Z)	(Z)	(Z)	100	100	100	-	-	-	-
	OTHER AND UNKNOWN	(Z)	(Z)	(Z)	100	100	100	-	-	(Z)	(Z)
39313	PIANO AND ORGAN PARTS.	165	65	22	45	43	44	(Z)	(Z)	5	2
	MOTOR CARRIER	70	34	12	45	47	55	(Z)	(Z)	5	2
	MOTOR CARRIER, ICC	70	34	12	45	47	55	(Z)	(Z)	5	2
	PRIVATE TRUCK	90	31	10	57	42	45	-	-	(Z)	(Z)
	AIR	1	(Z)	(Z)	66	52	55	-	-	(Z)	(Z)
	PARCEL DELIVERY	4	(Z)	(Z)	65	68	60	(Z)	(Z)	(Z)	(Z)
	OTHER AND UNKNOWN	1	(Z)	-	21	21	-	-	-	-	-

TONS (THOUSANDS) AND TON-MILES (MILLIONS) BY DIVISION OF DESTINATION--CON.

EAST NORTH CENTRAL		WEST NORTH CENTRAL		SOUTH ATLANTIC		EAST SOUTH CENTRAL		WEST SOUTH CENTRAL		MOUNTAIN		PACIFIC		DESTINATION UNKNOWN	TCC CODE AND MOT
TONS	TON-MILES	TONS	TON-MILES	TONS	TON-MILES	TONS	TON-MILES	TONS	TON-MILES	TONS	TON-MILES	TONS	TON-MILES	TONS	
(Z)	(Z)	-	-	-	-	-	-	-	-	-	-	-	-	(Z)	38618 OT-UK
12	8	1	1	1	(Z)	1	1	(Z)	1	(Z)	(Z)	5	1	(Z)	38619
9	6	1	1	(Z)	(Z)	1	1	(Z)	(Z)	(Z)	(Z)	4	1	-	M.C.
9	6	1	1	(Z)	(Z)	1	1	(Z)	(Z)	(Z)	(Z)	4	1	-	ICC
3	1	(Z)	(Z)	(Z)	(Z)	-	-	-	-	-	-	-	-	-	P.T.
(Z)	(Z)	(Z)	(Z)	(Z)	(Z)	(Z)	(Z)	(Z)	(Z)	(Z)	(Z)	(Z)	(Z)	(Z)	AIR
(Z)	(Z)	(Z)	(Z)	-	-	-	-	-	-	(Z)	(Z)	(Z)	(Z)	(Z)	WATER
(Z)	(Z)	(Z)	(Z)	-	-	-	-	(Z)	(Z)	(Z)	(Z)	(Z)	(Z)	(Z)	P.O.
(Z)	(Z)	-	-	(Z)	(Z)	-	-	(Z)	(Z)	-	-	(Z)	(Z)	(Z)	OT-UK
17	7	6	3	9	4	12	4	9	7	1	2	4	9	(Z)	38711
(Z)	(Z)	(Z)	(Z)	-	-	(Z)	(Z)	-	-	-	-	(Z)	(Z)	(Z)	RAIL
12	3	5	2	5	3	10	3	2	1	1	1	1	2	(Z)	M.C.
12	3	5	2	5	3	10	3	2	1	1	1	1	2	(Z)	ICC
(Z)	(Z)	-	-	-	-	-	-	-	-	-	-	(Z)	(Z)	(Z)	N-ICC
2	1	(Z)	(Z)	4	(Z)	1	(Z)	5	4	(Z)	(Z)	(Z)	(Z)	(Z)	P.T.
1	1	(Z)	(Z)	(Z)	(Z)	(Z)	(Z)	1	1	(Z)	(Z)	1	1	(Z)	AIR
3	1	1	1	1	1	(Z)	(Z)	1	1	(Z)	(Z)	2	5	(Z)	P.D.
(Z)	(Z)	-	-	(Z)	(Z)	(Z)	(Z)	-	-	(Z)	(Z)	(Z)	(Z)	(Z)	OT-UK
846	335	294	193	599	360	258	123	438	300	198	188	790	749	127	39
21	11	7	3	77	49	18	8	43	38	16	22	77	150	-	RAIL
525	250	211	153	381	252	139	78	227	190	97	114	438	462	39	M.C.
510	244	210	151	379	250	139	78	225	189	94	111	403	442	39	ICC
15	6	2	2	3	2	(Z)	(Z)	2	1	3	2	35	20	-	N-ICC
243	48	61	25	109	37	81	25	137	41	74	40	225	66	1	P.T.
3	4	2	2	6	5	(Z)	(Z)	4	5	2	3	6	10	(Z)	AIR
3	1	-	-	(Z)	(Z)	1	(Z)	13	11	-	-	4	10	-	WATER
39	16	13	9	24	16	18	12	10	9	8	9	20	19	42	P.O.
12	6	1	1	2	1	(Z)	(Z)	4	4	(Z)	1	19	32	45	OT-UK
12	7	3	3	15	12	5	5	3	4	2	4	10	21	2	391
8	5	2	2	13	10	2	2	1	2	2	3	7	14	-	M.C.
8	5	2	2	13	10	2	2	1	2	2	3	7	14	-	ICC
-	-	-	-	-	-	-	-	-	-	-	-	-	-	-	N-ICC
2	(Z)	-	-	(Z)	(Z)	-	-	-	-	(Z)	(Z)	(Z)	(Z)	(Z)	P.T.
(Z)	(Z)	(Z)	(Z)	(Z)	(Z)	(Z)	(Z)	(Z)	(Z)	(Z)	(Z)	(Z)	(Z)	(Z)	AIR
-	-	-	-	-	-	-	-	-	-	-	-	-	-	-	WATER
2	1	1	1	2	1	3	3	1	2	(Z)	1	2	4	1	P.O.
(Z)	(Z)	(Z)	(Z)	(Z)	(Z)	(Z)	(Z)	(Z)	(Z)	(Z)	(Z)	1	2	(Z)	OT-UK
3	2	1	1	2	1	3	3	1	1	1	2	4	6	(Z)	39111
1	1	(Z)	(Z)	(Z)	(Z)	(Z)	(Z)	(Z)	(Z)	1	1	2	2	-	M.C.
1	1	(Z)	(Z)	(Z)	(Z)	(Z)	(Z)	(Z)	(Z)	1	1	2	2	-	ICC
(Z)	(Z)	-	-	-	-	-	-	-	-	(Z)	(Z)	(Z)	(Z)	(Z)	P.T.
(Z)	(Z)	(Z)	(Z)	(Z)	(Z)	(Z)	(Z)	(Z)	(Z)	(Z)	(Z)	(Z)	(Z)	(Z)	AIR
1	1	1	1	2	1	3	3	1	1	(Z)	1	1	3	(Z)	P.O.
(Z)	(Z)	(Z)	(Z)	(Z)	(Z)	(Z)	(Z)	(Z)	(Z)	(Z)	(Z)	(Z)	(Z)	(Z)	OT-UK
8	5	2	2	13	10	2	2	2	2	1	2	6	16	1	39141
7	5	2	2	12	10	2	2	1	2	1	2	5	12	-	M.C.
7	5	2	2	12	10	2	2	1	2	1	2	5	12	-	ICC
-	-	-	-	-	-	-	-	-	-	-	-	-	-	-	N-ICC
1	(Z)	-	-	(Z)	(Z)	-	-	-	-	(Z)	(Z)	-	-	-	P.T.
-	-	(Z)	(Z)	-	-	-	-	-	-	-	-	(Z)	1	-	AIR
-	-	-	-	-	-	-	-	-	-	-	-	-	-	-	WATER
1	(Z)	(Z)	(Z)	1	(Z)	(Z)	(Z)	1	1	(Z)	(Z)	(Z)	1	1	P.O.
(Z)	(Z)	-	-	(Z)	(Z)	(Z)	(Z)	(Z)	(Z)	(Z)	(Z)	1	2	(Z)	OT-UK
48	13	7	6	24	14	14	7	16	13	6	8	27	41	(Z)	3931
(Z)	(Z)	(Z)	(Z)	(Z)	(Z)	(Z)	(Z)	1	1	(Z)	(Z)	-	-	-	RAIL
25	7	5	4	10	8	4	2	4	5	2	3	18	27	-	M.C.
25	7	4	3	10	7	4	2	4	4	2	3	14	24	-	ICC
(Z)	(Z)	1	(Z)	1	(Z)	(Z)	(Z)	(Z)	(Z)	(Z)	(Z)	5	3	-	N-ICC
23	5	2	1	13	6	10	5	11	7	4	5	7	12	-	P.T.
(Z)	(Z)	(Z)	(Z)	(Z)	(Z)	(Z)	(Z)	(Z)	(Z)	(Z)	(Z)	1	(Z)	-	AIR
-	-	-	-	-	-	-	-	-	-	-	-	(Z)	1	-	WATER
(Z)	(Z)	(Z)	(Z)	(Z)	(Z)	(Z)	(Z)	(Z)	(Z)	(Z)	(Z)	(Z)	1	-	P.D.
-	-	-	-	-	-	-	-	-	-	-	-	(Z)	(Z)	(Z)	OT-UK
10	4	4	3	6	4	4	2	8	7	5	6	15	28	-	39311
2	1	2	2	2	1	1	(Z)	2	2	1	2	8	16	-	M.C.
1	1	2	1	1	1	1	(Z)	2	2	1	2	7	13	-	ICC
(Z)	(Z)	1	(Z)	1	(Z)	-	-	(Z)	(Z)	(Z)	(Z)	1	3	-	N-ICC
8	3	2	1	4	3	4	2	6	5	3	4	6	11	-	P.T.
-	-	-	-	-	-	-	-	-	-	-	-	(Z)	1	-	WATER
3	1	2	1	2	2	(Z)	(Z)	2	2	1	1	8	9	-	39312
(Z)	(Z)	(Z)	(Z)	(Z)	(Z)	(Z)	(Z)	1	1	(Z)	(Z)	-	-	-	RAIL
2	1	2	1	1	1	(Z)	(Z)	1	1	1	1	8	8	-	M.C.
2	1	2	1	1	1	(Z)	(Z)	1	1	1	1	5	8	-	ICC
-	-	-	-	-	-	-	-	-	-	-	-	3	(Z)	-	N-ICC
1	(Z)	(Z)	(Z)	(Z)	(Z)	-	-	(Z)	(Z)	(Z)	(Z)	1	1	-	P.T.
-	-	-	-	-	-	(Z)	(Z)	(Z)	(Z)	(Z)	(Z)	(Z)	(Z)	-	AIR
-	-	(Z)	(Z)	-	-	-	-	-	-	(Z)	(Z)	(Z)	(Z)	-	WATER
-	-	-	-	-	-	-	-	-	-	-	-	-	-	-	P.D.
-	-	-	-	-	-	-	-	-	-	-	-	-	-	-	OT-UK
33	6	(Z)	(Z)	13	5	9	5	5	3	(Z)	(Z)	(Z)	1	(Z)	39313
20	4	(Z)	(Z)	5	3	3	1	(Z)	(Z)	(Z)	(Z)	(Z)	1	-	M.C.
20	4	(Z)	(Z)	5	3	3	1	(Z)	(Z)	(Z)	(Z)	(Z)	1	-	ICC
12	2	(Z)	(Z)	7	2	6	3	5	3	-	-	(Z)	(Z)	-	P.T.
(Z)	(Z)	(Z)	(Z)	(Z)	(Z)	(Z)	(Z)	(Z)	(Z)	-	-	-	-	-	AIR
(Z)	(Z)	(Z)	(Z)	(Z)	(Z)	(Z)	(Z)	(Z)	(Z)	(Z)	(Z)	(Z)	(Z)	(Z)	P.O.
-	-	-	-	-	-	-	-	-	-	-	-	-	-	(Z)	OT-UK

TABLE 2. SHIPMENTS BY MANUFACTURING ESTABLISHMENTS--COMMODITIES AND MEANS OF TRANSPORT BY DESTINATION: 1977--CON.

TCC CODE	COMMODITY AND MEANS OF TRANSPORT	ALL SHIPMENTS						TONS (THOUSANDS) AND TON-MILES (MILLIONS) BY DIVISION OF DESTINATION			
		VALUE (MILLION DOLLARS) (A)	TONS (THOU- SANDS) (B)	TON- MILES (MIL- LIONS) (C)	STANDARD ERROR (PERCENT) FOR COLUMNS--			NEW ENGLAND		MIDDLE ATLANTIC	
					(A)	(B)	(C)	TONS	TON- MILES	TONS	TON- MILES
39319	MUSICAL INSTRUMENTS, ACCESSORIES AND PARTS	228	18	14	23	33	26	2	1	4	2
	RAIL	(Z)	(Z)	(Z)	100	100	100	-	-	-	-
	MOTOR CARRIER	127	12	11	31	45	33	1	(Z)	3	1
	MOTOR CARRIER, ICC	123	12	11	29	45	30	1	(Z)	3	1
	MOTOR CARRIER, NON-ICC	4	(Z)	(Z)	100	100	100	(Z)	(Z)	(Z)	(Z)
	PRIVATE TRUCK	34	2	1	65	53	91	(Z)	(Z)	(Z)	(Z)
	AIR	9	1	(Z)	70	59	46	(Z)	(Z)	(Z)	(Z)
	WATER	(Z)	(Z)	(Z)	100	100	100	-	-	-	-
	PARCEL DELIVERY	57	2	2	27	27	23	(Z)	(Z)	(Z)	(Z)
	OTHER AND UNKNOWN	(Z)	(Z)	(Z)	69	75	81	-	-	(Z)	(Z)
394	TOYS, AMUSEMENT, SPORTING, AND ATHLETIC GOODS	5 681	1 659	1 082	14	22	17	77	48	232	138
	RAIL	503	195	207	18	25	22	13	15	11	8
	MOTOR CARRIER	3 435	943	727	15	20	19	57	30	174	109
	MOTOR CARRIER, ICC	3 188	882	681	16	21	20	57	30	157	87
	MOTOR CARRIER, NON-ICC	247	61	46	23	34	41	(Z)	(Z)	17	22
	PRIVATE TRUCK	748	437	100	24	49	45	3	1	35	11
	AIR	65	3	4	43	33	48	(Z)	(Z)	(Z)	(Z)
	WATER	10	3	1	62	61	55	-	-	1	(Z)
	PARCEL DELIVERY	746	47	31	24	29	22	2	2	6	4
	OTHER AND UNKNOWN	174	32	11	30	25	46	1	(Z)	5	6
39411	GAMES AND TOYS *	2 301	554	493	12	14	15	38	23	96	71
	RAIL	235	79	105	17	24	25	5	6	4	4
	MOTOR CARRIER	1 669	391	341	13	16	18	31	17	73	55
	MOTOR CARRIER, ICC	1 503	352	306	14	15	17	31	17	66	39
	MOTOR CARRIER, NON-ICC	166	38	35	29	42	49	(Z)	(Z)	7	16
	PRIVATE TRUCK	192	63	29	22	27	25	1	(Z)	12	5
	AIR	34	1	(Z)	79	58	67	(Z)	(Z)	(Z)	(Z)
	WATER	8	2	1	83	83	70	-	-	1	(Z)
	PARCEL DELIVERY	114	8	8	31	18	21	(Z)	(Z)	2	1
	OTHER AND UNKNOWN	48	12	8	39	42	63	(Z)	(Z)	4	6
39421	DOLLS AND STUFFED TOY ANIMALS *	496	83	63	16	16	18	3	1	18	5
	RAIL	46	10	10	43	41	32	-	-	(Z)	(Z)
	MOTOR CARRIER	358	57	48	20	18	21	3	1	10	4
	MOTOR CARRIER, ICC	321	53	44	21	19	23	3	1	10	3
	MOTOR CARRIER, NON-ICC	37	4	3	36	43	38	-	-	1	1
	PRIVATE TRUCK	45	12	2	35	46	29	(Z)	(Z)	6	(Z)
	AIR	(Z)	(Z)	(Z)	80	74	88	-	-	-	-
	WATER	(Z)	(Z)	(Z)	41	42	100	-	-	(Z)	(Z)
	PARCEL DELIVERY	35	2	3	66	53	65	(Z)	(Z)	(Z)	(Z)
	OTHER AND UNKNOWN	11	2	1	40	30	32	-	-	1	(Z)
3943	CHILDREN'S VEHICLES AND PARTS, NEC	223	109	64	50	50	54	1	1	32	10
	RAIL	68	37	28	68	65	67	(Z)	(Z)	4	2
	MOTOR CARRIER	134	64	35	60	58	55	1	(Z)	26	7
	MOTOR CARRIER, ICC	134	64	35	60	58	55	1	(Z)	26	7
	MOTOR CARRIER, NON-ICC	8	1	1	70	64	54	(Z)	(Z)	2	(Z)
	PRIVATE TRUCK	1	1	(Z)	100	100	100	-	-	-	-
	AIR	1	1	(Z)	85	69	69	(Z)	(Z)	(Z)	(Z)
	WATER	3	1	(Z)	82	78	100	-	-	-	-
	PARCEL DELIVERY	9	3	(Z)	82	78	100	-	-	-	-
	OTHER AND UNKNOWN	3	3	(Z)	82	78	100	-	-	-	-
3949	SPORTING AND ATHLETIC GOODS	2 667	925	381	21	42	38	32	18	82	45
	RAIL	17	10	9	61	77	86	(Z)	(Z)	(Z)	(Z)
	MOTOR CARRIER	1 298	409	283	26	38	38	27	16	64	39
	MOTOR CARRIER, ICC	1 250	390	273	26	38	38	27	16	54	34
	MOTOR CARRIER, NON-ICC	48	20	9	67	70	68	-	-	10	6
	PRIVATE TRUCK	591	451	60	40	67	77	2	(Z)	13	3
	AIR	47	3	4	45	42	53	(Z)	(Z)	(Z)	(Z)
	WATER	(Z)	(Z)	(Z)	69	80	80	-	-	-	-
	PARCEL DELIVERY	599	39	22	31	36	30	2	2	4	3
	OTHER AND UNKNOWN	115	14	3	43	41	41	1	(Z)	-	-
39491	FISHING TACKLE, EQUIPMENT AND PARTS	365	204	17	58	59	42	1	(Z)	1	(Z)
	MOTOR CARRIER	106	16	15	69	38	43	(Z)	(Z)	1	(Z)
	MOTOR CARRIER, ICC	92	15	14	60	31	37	(Z)	(Z)	1	(Z)
	MOTOR CARRIER, NON-ICC	15	1	1	100	100	100	-	-	(Z)	(Z)
	PRIVATE TRUCK	236	187	1	87	93	100	(Z)	(Z)	(Z)	(Z)
	AIR	1	(Z)	(Z)	100	100	100	-	-	-	-
	WATER	(Z)	(Z)	(Z)	100	100	100	-	-	-	-
	PARCEL DELIVERY	18	1	1	75	66	63	(Z)	(Z)	(Z)	(Z)
	OTHER AND UNKNOWN	3	(Z)	-	100	100	-	-	-	-	-
39493	BOWLING ALLEYS, BALLS, AND SUPPLIES	258	45	26	50	54	54	(Z)	(Z)	6	3
	MOTOR CARRIER	134	26	22	57	63	57	(Z)	(Z)	4	2
	MOTOR CARRIER, ICC	133	26	22	57	63	57	(Z)	(Z)	4	2
	MOTOR CARRIER, NON-ICC	(Z)	(Z)	(Z)	100	100	100	-	-	(Z)	(Z)
	PRIVATE TRUCK	32	10	1	50	67	67	-	-	2	1
	PARCEL DELIVERY	87	8	2	96	93	92	(Z)	(Z)	(Z)	(Z)
	OTHER AND UNKNOWN	5	1	(Z)	19	14	75	-	-	-	-
39494	GOLF CLUBS, BALLS, AND EQUIPMENT	508	50	39	48	57	56	(Z)	(Z)	5	2
	MOTOR CARRIER	235	34	29	65	68	63	(Z)	(Z)	4	1
	MOTOR CARRIER, ICC	233	34	29	65	67	63	(Z)	(Z)	4	1
	MOTOR CARRIER, NON-ICC	2	(Z)	(Z)	100	100	100	-	-	(Z)	(Z)
	PRIVATE TRUCK	111	6	1	99	98	91	-	-	(Z)	(Z)
	AIR	27	1	1	78	78	98	-	-	-	-
	WATER	114	7	5	51	61	63	(Z)	(Z)	1	1
	PARCEL DELIVERY	22	2	3	41	36	45	-	-	-	-
	OTHER AND UNKNOWN	22	2	3	41	36	45	-	-	-	-
39496	BASEBALL, FOOTBALL, BASKETBALL, TENNIS EQUIP., ETC.	443	71	43	33	35	43	6	1	25	15
	RAIL	6	2	1	48	42	40	-	-	(Z)	(Z)
	MOTOR CARRIER	301	58	38	35	36	46	6	1	21	15
	MOTOR CARRIER, ICC	298	57	38	35	36	46	6	1	21	15
	MOTOR CARRIER, NON-ICC	3	1	(Z)	42	37	34	-	-	-	-
	PRIVATE TRUCK	27	5	(Z)	85	91	56	(Z)	(Z)	3	(Z)



TONS (THOUSANDS) AND TON-MILES (MILLIONS) BY DIVISION OF DESTINATION--CON.

EAST NORTH CENTRAL		WEST NORTH CENTRAL		SOUTH ATLANTIC		EAST SOUTH CENTRAL		WEST SOUTH CENTRAL		MOUNTAIN		PACIFIC		DESTI-NATION UNKNOWN	TCC CODE AND MOT
TONS	TON-MILES	TONS	TON-MILES	TONS	TON-MILES	TONS	TON-MILES	TONS	TON-MILES	TONS	TON-MILES	TONS	TON-MILES	TONS	
3	1	1	1	3	4	(Z)	(Z)	1	1	1	1	4	3	-	39319
-	-	-	-	(Z)	(Z)	-	-	-	-	-	-	-	-	-	RAIL
2	1	1	1	2	3	(Z)	(Z)	1	1	(Z)	(Z)	2	3	-	M.C.
2	1	1	1	2	3	(Z)	(Z)	1	1	(Z)	(Z)	2	2	-	ICC
(Z)	(Z)	(Z)	(Z)	(Z)	(Z)	(Z)	(Z)	(Z)	(Z)	(Z)	(Z)	(Z)	(Z)	-	N-ICC
1	(Z)	(Z)	(Z)	1	1	-	-	-	-	(Z)	(Z)	-	-	-	P.T.
(Z)	(Z)	-	-	(Z)	(Z)	-	-	(Z)	(Z)	-	-	1	(Z)	-	AIR
-	-	-	-	-	-	-	-	-	-	-	-	(Z)	(Z)	-	WATER
(Z)	(Z)	(Z)	(Z)	(Z)	(Z)	(Z)	(Z)	(Z)	(Z)	(Z)	(Z)	(Z)	1	-	P.O.
-	-	-	-	-	-	-	-	-	-	-	-	(Z)	(Z)	-	OT-UK
259	127	98	85	194	160	64	40	209	103	109	92	395	289	22	394
12	7	6	3	52	37	10	6	30	23	16	23	45	87	-	RAIL
177	104	77	74	124	110	40	28	71	69	35	39	186	163	1	M.C.
167	99	76	74	123	109	40	28	71	69	33	38	156	147	1	ICC
10	5	(Z)	1	1	1	(Z)	(Z)	(Z)	1	2	1	29	16	-	N-ICC
54	10	10	4	9	5	11	5	103	7	55	25	157	33	(Z)	P.T.
(Z)	(Z)	(Z)	(Z)	1	2	(Z)	(Z)	(Z)	(Z)	(Z)	1	1	(Z)	-	AIR
-	-	-	-	(Z)	(Z)	1	(Z)	(Z)	1	-	-	1	(Z)	-	WATER
11	5	4	3	8	5	2	1	2	2	3	4	3	5	6	P.O.
5	2	(Z)	(Z)	(Z)	(Z)	(Z)	(Z)	1	1	(Z)	(Z)	4	1	15	OT-UK
120	61	29	20	90	92	24	16	42	44	28	39	85	126	4	39411
9	5	4	2	14	13	2	1	6	5	12	20	23	49	-	RAIL
78	48	21	15	72	76	16	12	29	32	14	17	56	70	(Z)	M.C.
77	46	20	14	71	75	16	12	29	32	14	17	29	55	(Z)	ICC
2	2	(Z)	(Z)	1	2	(Z)	(Z)	(Z)	(Z)	1	(Z)	27	15	-	N-ICC
28	6	3	3	3	2	6	3	5	5	(Z)	(Z)	3	5	-	P.T.
(Z)	(Z)	(Z)	(Z)	(Z)	(Z)	-	-	-	-	-	-	1	(Z)	-	AIR
-	-	-	-	-	-	-	-	(Z)	1	-	-	1	(Z)	-	WATER
1	1	1	1	1	1	-	(Z)	1	1	1	2	1	2	(Z)	P.O.
3	(Z)	(Z)	(Z)	(Z)	(Z)	-	-	(Z)	(Z)	(Z)	(Z)	(Z)	(Z)	4	OT-UK
16	15	5	4	12	7	6	5	11	14	3	3	8	8	1	39421
(Z)	(Z)	(Z)	(Z)	2	1	4	3	2	2	1	1	2	3	-	RAIL
14	14	4	4	9	5	3	2	9	12	2	2	3	4	(Z)	M.C.
14	13	4	3	8	5	2	2	9	11	1	1	2	4	(Z)	ICC
1	1	(Z)	(Z)	(Z)	(Z)	(Z)	(Z)	(Z)	(Z)	1	1	1	(Z)	-	N-ICC
(Z)	(Z)	1	1	1	(Z)	(Z)	(Z)	(Z)	(Z)	(Z)	(Z)	2	(Z)	-	P.T.
(Z)	(Z)	-	-	(Z)	(Z)	-	-	(Z)	(Z)	-	-	(Z)	(Z)	-	AIR
-	-	-	-	-	-	-	-	-	-	-	-	(Z)	(Z)	-	WATER
1	1	(Z)	(Z)	(Z)	(Z)	(Z)	(Z)	(Z)	(Z)	(Z)	(Z)	(Z)	(Z)	(Z)	P.O.
(Z)	(Z)	(Z)	(Z)	(Z)	(Z)	-	-	(Z)	(Z)	(Z)	(Z)	(Z)	(Z)	(Z)	OT-UK
17	6	3	2	25	13	5	2	15	15	1	1	7	14	3	3943
1	(Z)	-	-	15	8	2	1	11	11	-	-	4	6	-	RAIL
16	6	3	2	9	5	2	1	4	4	1	1	3	8	-	M.C.
16	6	3	2	9	5	2	1	4	4	1	1	3	8	-	ICC
(Z)	(Z)	-	-	1	(Z)	(Z)	(Z)	-	-	-	-	(Z)	(Z)	-	P.T.
-	-	-	-	(Z)	(Z)	(Z)	(Z)	-	-	-	-	-	-	-	WATER
(Z)	(Z)	(Z)	(Z)	(Z)	(Z)	(Z)	(Z)	(Z)	(Z)	-	-	(Z)	(Z)	-	P.O.
-	-	-	-	-	-	(Z)	(Z)	-	-	-	-	-	-	3	OT-UK
96	41	66	63	43	31	17	13	218	27	72	43	285	100	15	3949
(Z)	(Z)	(Z)	(Z)	1	(Z)	-	-	5	3	-	-	3	6	-	RAIL
60	33	56	60	33	23	16	12	21	20	13	15	117	65	3	M.C.
52	31	56	60	33	23	16	12	21	20	13	14	115	64	3	ICC
8	2	-	-	(Z)	(Z)	-	-	-	-	(Z)	(Z)	2	1	-	N-ICC
23	2	6	1	2	1	(Z)	(Z)	189	2	57	25	159	25	(Z)	P.T.
(Z)	(Z)	(Z)	(Z)	1	2	(Z)	(Z)	(Z)	(Z)	1	1	1	(Z)	-	AIR
-	-	-	-	-	-	-	-	-	-	-	-	(Z)	(Z)	-	WATER
11	4	4	3	7	4	1	1	1	1	2	2	2	3	4	P.O.
1	1	(Z)	(Z)	(Z)	(Z)	(Z)	(Z)	(Z)	1	-	-	4	1	8	OT-UK
2	1	3	2	5	3	1	(Z)	187	2	(Z)	1	3	7	(Z)	39491
2	1	3	2	4	2	1	(Z)	2	2	(Z)	1	2	6	-	M.C.
2	1	3	2	4	2	1	(Z)	2	2	(Z)	(Z)	2	6	-	ICC
(Z)	(Z)	-	-	(Z)	(Z)	-	-	-	-	(Z)	(Z)	(Z)	(Z)	-	N-ICC
-	-	(Z)	(Z)	1	1	-	-	186	-	-	-	(Z)	(Z)	-	P.T.
-	-	-	-	-	-	-	-	-	-	-	-	(Z)	(Z)	-	AIR
-	-	-	-	-	-	-	-	-	-	-	-	(Z)	(Z)	-	WATER
(Z)	(Z)	(Z)	(Z)	(Z)	(Z)	(Z)	(Z)	(Z)	(Z)	(Z)	(Z)	(Z)	1	-	P.O.
-	-	-	-	-	-	-	-	-	-	-	-	-	-	(Z)	OT-UK
16	9	3	2	5	3	2	1	3	3	(Z)	(Z)	8	5	1	39493
10	8	2	1	2	1	2	1	3	3	(Z)	(Z)	2	4	-	M.C.
10	8	2	1	2	1	2	1	3	3	(Z)	(Z)	2	4	-	ICC
-	-	-	-	-	-	-	-	-	-	-	-	-	-	-	N-ICC
2	(Z)	(Z)	(Z)	-	-	-	-	-	-	-	-	6	(Z)	-	P.T.
4	1	1	(Z)	3	1	(Z)	(Z)	(Z)	(Z)	(Z)	(Z)	(Z)	(Z)	-	P.O.
(Z)	(Z)	(Z)	(Z)	-	-	-	-	-	-	-	-	-	-	1	OT-UK
22	12	2	2	3	2	(Z)	(Z)	4	4	3	7	10	11	(Z)	39494
17	9	1	1	3	2	(Z)	(Z)	3	3	3	5	3	9	-	M.C.
17	9	1	1	3	2	(Z)	(Z)	3	3	3	5	3	9	-	ICC
-	-	-	-	-	-	-	-	-	-	-	-	-	-	-	N-ICC
(Z)	(Z)	-	-	(Z)	(Z)	(Z)	(Z)	(Z)	(Z)	-	-	6	1	-	P.T.
-	-	(Z)	(Z)	-	-	-	-	(Z)	(Z)	1	1	(Z)	(Z)	-	AIR
3	2	1	1	1	(Z)	(Z)	(Z)	(Z)	(Z)	(Z)	(Z)	(Z)	1	-	P.O.
1	1	-	-	-	-	-	-	(Z)	1	-	-	(Z)	1	(Z)	OT-UK
6	4	3	2	9	5	1	1	4	3	4	2	11	8	3	39496
-	-	-	-	-	-	-	-	1	(Z)	-	-	1	1	-	RAIL
5	4	2	2	8	5	1	1	3	3	3	2	9	7	-	M.C.
5	4	2	2	8	5	1	1	3	3	3	2	8	6	-	ICC
(Z)	(Z)	-	-	-	-	-	-	-	-	(Z)	(Z)	1	(Z)	-	N-ICC
(Z)	(Z)	-	-	(Z)	(Z)	-	-	(Z)	(Z)	(Z)	(Z)	1	(Z)	-	P.T.

TABLE 2. SHIPMENTS BY MANUFACTURING ESTABLISHMENTS--COMMODITIES AND MEANS OF TRANSPORT BY DESTINATION: 1977--CON.

TCC CODE	COMMODITY AND MEANS OF TRANSPORT	ALL SHIPMENTS						TONS (THOUSANDS) AND TON-MILES (MILLIONS) BY DIVISION OF DESTINATION					
		VALUE (MILLION DOLLARS) (A)	TONS (THOU- SANDS) (B)	TON- MILES (MIL- LIONS) (C)	STANDARD ERRDR (PERCENT) FOR CDLUMNS--			NEW ENGLAND		MIDDLE ATLANTIC			
					(A)	(B)	(C)	TONS	TON- MILES	TONS	TON- MILES		
39496	BASEBALL, FOOTBALL, BASKETBALL, TENNIS EQUIP., ETC..												
	AIR . . . . .	2	(2)	(2)	99	80	85	-	-	(2)	(2)	(2)	(2)
	PARCEL DELIVERY . . . . .	81	3	3	65	50	57	(2)	(2)	(2)	(2)	(2)	(2)
	OTHER AND UNKNOW. . . . .	25	3	-	99	99	-	-	-	-	-	-	-
39497	PLAYGROUND AND GYMNASIUM EQUIPMENT . . . . .	141	66	40	48	47	56	6	3	13	6	6	6
	RAIL . . . . .	9	8	7	88	86	94	-	-	-	-	-	-
	MOTOR CARRIER . . . . .	92	43	30	54	59	68	5	3	12	5	5	5
	MOTOR CARRIER, ICC . . . . .	91	43	29	54	59	68	5	3	12	5	5	5
	MOTOR CARRIER, NON-ICC . . . . .	1	(2)	(2)	47	51	49	-	-	-	-	-	-
	PRIVATE TRUCK . . . . .	11	7	2	78	65	63	1	(2)	1	1	1	1
	PARCEL DELIVERY . . . . .	23	5	1	69	88	71	-	-	(2)	(2)	(2)	(2)
	OTHER AND UNKNOW. . . . .	6	3	(2)	67	67	82	-	-	-	-	-	-
39499	SPORTING AND ATHLETIC GOODS, NEC . . . . .	836	446	200	26	61	43	15	12	27	18	18	18
	RAIL . . . . .	2	(2)	(2)	35	32	31	(2)	(2)	(2)	(2)	(2)	(2)
	MOTOR CARRIER . . . . .	396	212	133	31	45	39	13	11	20	15	15	15
	MOTOR CARRIER, ICC . . . . .	369	195	125	32	47	40	13	11	10	10	10	10
	MOTOR CARRIER, NON-ICC . . . . .	28	17	8	93	99	99	-	-	9	6	6	6
	PRIVATE TRUCK . . . . .	107	215	53	45	90	87	-	-	6	1	1	1
	AIR . . . . .	18	2	3	60	58	71	(2)	(2)	(2)	(2)	(2)	(2)
	WATER . . . . .	(2)	(2)	(2)	100	100	100	-	-	-	-	-	-
	PARCEL DELIVERY . . . . .	259	13	10	48	52	45	1	1	2	1	1	1
	OTHER AND UNKNOW. . . . .	54	4	(2)	55	50	58	1	(2)	-	-	-	-
395	PENS, PENCILS, OTHER OFFICE AND ARTISTS' MATERIALS . . . . .	2 015	432	219	7	19	13	16	8	68	18	18	18
	RAIL . . . . .	12	32	38	52	56	84	-	-	-	-	-	-
	MOTOR CARRIER . . . . .	1 061	248	133	8	14	12	12	7	45	14	14	14
	MOTOR CARRIER, ICC . . . . .	1 037	247	133	8	14	12	12	7	43	14	14	14
	MOTOR CARRIER, NON-ICC . . . . .	24	2	(2)	51	55	41	-	-	1	(2)	(2)	(2)
	PRIVATE TRUCK . . . . .	182	76	12	36	49	57	2	1	18	1	1	1
	AIR . . . . .	37	2	2	21	37	30	(2)	(2)	(2)	(2)	(2)	(2)
	WATER . . . . .	(2)	(2)	(2)	100	100	100	-	-	-	-	-	-
	PARCEL DELIVERY . . . . .	464	48	26	16	39	33	1	1	5	2	2	2
	OTHER AND UNKNOW. . . . .	259	26	7	12	11	40	(2)	(2)	(2)	(2)	(2)	(2)
39511	PENS AND PARTS * . . . . .	510	37	30	11	17	21	4	2	8	4	4	4
	MOTOR CARRIER . . . . .	244	21	17	9	21	20	2	2	6	2	2	2
	MOTOR CARRIER, ICC . . . . .	244	21	17	9	21	20	2	2	6	2	2	2
	MOTOR CARRIER, NON-ICC . . . . .	(2)	(2)	(2)	100	100	100	-	-	-	-	-	-
	PRIVATE TRUCK . . . . .	31	3	(2)	84	79	62	2	(2)	(2)	(2)	(2)	(2)
	AIR . . . . .	21	(2)	(2)	30	27	27	(2)	(2)	(2)	(2)	(2)	(2)
	PARCEL DELIVERY . . . . .	159	10	7	32	31	42	(2)	(2)	2	1	1	1
	OTHER AND UNKNOW. . . . .	54	4	5	35	36	52	-	-	(2)	(2)	(2)	(2)
3952	PENCILS, CRAYONS, AND ARTISTS' MATERIALS . . . . .	524	173	104	17	21	19	7	4	39	7	7	7
	RAIL . . . . .	11	24	28	52	56	84	-	-	-	-	-	-
	MOTOR CARRIER . . . . .	347	112	68	20	19	19	6	3	23	6	6	6
	MOTOR CARRIER, ICC . . . . .	344	111	68	20	19	19	6	3	22	6	6	6
	MOTOR CARRIER, NON-ICC . . . . .	3	1	(2)	99	99	75	-	-	1	(2)	(2)	(2)
	PRIVATE TRUCK . . . . .	62	23	2	32	89	56	(2)	(2)	15	1	1	1
	AIR . . . . .	6	(2)	(2)	31	36	38	(2)	(2)	(2)	(2)	(2)	(2)
	PARCEL DELIVERY . . . . .	66	8	6	30	33	29	1	(2)	(2)	(2)	(2)	(2)
	OTHER AND UNKNOW. . . . .	33	5	-	24	23	-	-	-	-	-	-	-
39521	PENCILS AND CRAYONS . . . . .	200	38	23	21	26	23	1	1	4	1	1	1
	RAIL . . . . .	(2)	(2)	(2)	69	89	86	-	-	-	-	-	-
	MOTOR CARRIER . . . . .	100	25	17	26	31	23	1	(2)	3	1	1	1
	MOTOR CARRIER, ICC . . . . .	100	25	17	26	32	23	1	(2)	3	1	1	1
	MOTOR CARRIER, NON-ICC . . . . .	(2)	(2)	(2)	100	100	100	-	-	-	-	-	-
	PRIVATE TRUCK . . . . .	5	1	1	58	52	41	(2)	(2)	(2)	(2)	(2)	(2)
	AIR . . . . .	5	(2)	(2)	37	40	45	(2)	(2)	(2)	(2)	(2)	(2)
	PARCEL DELIVERY . . . . .	61	8	5	35	40	34	(2)	(2)	(2)	(2)	(2)	(2)
	OTHER AND UNKNOW. . . . .	28	4	-	27	27	-	-	-	-	-	-	-
39522	ARTISTS' MATERIALS . . . . .	325	134	81	21	26	24	5	3	35	6	6	6
	RAIL . . . . .	10	23	28	53	56	84	-	-	-	-	-	-
	MOTOR CARRIER . . . . .	247	87	51	23	22	24	5	3	20	5	5	5
	MOTOR CARRIER, ICC . . . . .	244	87	51	24	23	24	5	3	19	5	5	5
	MOTOR CARRIER, NON-ICC . . . . .	3	1	(2)	100	100	100	-	-	1	(2)	(2)	(2)
	PRIVATE TRUCK . . . . .	57	22	1	33	92	76	(2)	(2)	15	1	1	1
	AIR . . . . .	1	(2)	(2)	69	76	88	-	-	(2)	(2)	(2)	(2)
	PARCEL DELIVERY . . . . .	5	1	(2)	60	55	53	(2)	(2)	(2)	(2)	(2)	(2)
	OTHER AND UNKNOW. . . . .	5	1	-	-	-	-	-	-	-	-	-	-
39531	MARKING DEVICES * . . . . .	396	66	25	14	27	27	1	1	7	2	2	2
	MOTOR CARRIER . . . . .	195	29	13	22	18	23	1	(2)	3	1	1	1
	MOTOR CARRIER, ICC . . . . .	178	29	13	22	18	23	1	(2)	3	1	1	1
	MOTOR CARRIER, NON-ICC . . . . .	17	(2)	(2)	100	100	100	-	-	-	-	-	-
	PRIVATE TRUCK . . . . .	30	5	1	35	83	67	(2)	(2)	2	1	1	1
	AIR . . . . .	2	(2)	(2)	54	94	84	-	-	(2)	(2)	(2)	(2)
	PARCEL DELIVERY . . . . .	106	26	10	22	56	63	(2)	(2)	2	(2)	(2)	(2)
	OTHER AND UNKNOW. . . . .	63	5	1	21	21	58	-	-	(2)	(2)	(2)	(2)
39551	CARBON AND STENCIL PAPER AND INKED RIBBONS * . . . . .	573	157	49	17	44	38	5	1	7	2	2	2
	MOTOR CARRIER . . . . .	237	87	33	16	34	31	4	1	5	1	1	1
	MOTOR CARRIER, ICC . . . . .	231	86	33	16	34	31	4	1	5	1	1	1
	MOTOR CARRIER, NON-ICC . . . . .	6	1	(2)	41	44	42	-	-	1	(2)	(2)	(2)
	PRIVATE TRUCK . . . . .	81	50	9	61	72	72	1	(2)	(2)	(2)	(2)	(2)
	AIR . . . . .	7	1	1	28	61	69	(2)	(2)	(2)	(2)	(2)	(2)
	WATER . . . . .	(2)	(2)	(2)	100	100	100	-	-	-	-	-	-
	PARCEL DELIVERY . . . . .	143	7	4	27	20	28	(2)	(2)	1	(2)	(2)	(2)
	OTHER AND UNKNOW. . . . .	106	11	1	5	3	31	(2)	(2)	-	-	-	-
396	COSTUME JEWELRY, NOVELTIES, BUTTONS, AND NOTIONS . . . . .	2 142	225	135	11	14	23	15	3	55	9	9	9
	RAIL . . . . .	36	7	4	47	28	29	3	1	(2)	(2)	(2)	(2)
	MOTOR CARRIER . . . . .	834	129	91	11	17	23	6	2	31	6	6	6

TONS (THOUSANDS) AND TON-MILES (MILLIONS) BY DIVISION OF DESTINATION--CON.

EAST NORTH CENTRAL		WEST NORTH CENTRAL		SOUTH ATLANTIC		EAST SOUTH CENTRAL		WEST SOUTH CENTRAL		MOUNTAIN		PACIFIC		DESTINATION UNKNOWN	TCC CODE AND HOT
TONS	TON-MILES	TONS	TON-MILES	TONS	TON-MILES	TONS	TON-MILES	TONS	TON-MILES	TONS	TON-MILES	TONS	TON-MILES	TONS	
(Z)	(Z)	-	-	-	-	(Z)	(Z)	-	-	-	-	-	-	-	39496
(Z)	(Z)	(Z)	(Z)	(Z)	(Z)	(Z)	(Z)	(Z)	(Z)	(Z)	(Z)	(Z)	(Z)	(Z)	- AIR
-	-	-	-	-	-	-	-	-	-	-	-	-	-	-	- P.D.
6	2	5	2	3	2	4	3	9	4	2	3	7	13	10	3 OT-UK
-	-	-	-	1	(Z)	-	-	5	2	-	-	2	5	-	39497
5	2	4	1	2	1	4	3	1	1	2	3	5	9	3	- RAIL
5	2	4	1	2	1	4	3	1	1	2	3	4	9	3	- M.C.
-	-	-	-	-	-	-	-	-	-	-	-	(Z)	(Z)	9	- ICC
1	(Z)	-	-	-	-	(Z)	(Z)	3	1	-	-	(Z)	(Z)	(Z)	- N-ICC
(Z)	(Z)	1	(Z)	(Z)	(Z)	(Z)	(Z)	(Z)	(Z)	(Z)	(Z)	(Z)	(Z)	(Z)	- P.T.
(Z)	(Z)	(Z)	(Z)	(Z)	(Z)	(Z)	(Z)	-	-	-	-	(Z)	(Z)	(Z)	- P.D.
-	-	-	-	-	-	-	-	-	-	-	-	-	-	2	3 OT-UK
27	11	46	52	15	14	4	3	6	5	61	29	246	56	(Z)	39499
(Z)	(Z)	(Z)	(Z)	-	-	-	-	-	-	-	-	(Z)	(Z)	(Z)	- RAIL
21	9	42	50	11	10	3	2	5	4	3	3	95	30	-	- M.C.
13	6	42	50	11	10	3	2	5	4	3	3	95	30	-	- ICC
8	2	-	-	-	-	-	-	-	-	-	-	(Z)	(Z)	-	- N-ICC
4	1	2	1	1	(Z)	-	-	(Z)	(Z)	57	25	146	24	-	- P.T.
(Z)	(Z)	-	-	1	2	(Z)	(Z)	(Z)	(Z)	(Z)	(Z)	(Z)	(Z)	(Z)	- AIR
-	-	-	-	-	-	-	-	-	-	-	-	(Z)	(Z)	(Z)	- WATER
2	1	2	1	2	2	1	1	1	1	1	1	1	1	1	- P.D.
-	-	-	-	-	-	-	-	-	-	-	-	3	(Z)	(Z)	3 OT-UK
100	34	29	16	61	26	31	12	34	16	13	16	61	73	20	395
2	(Z)	-	-	7	3	5	1	(Z)	(Z)	-	-	18	33	-	- RAIL
59	24	17	9	35	17	14	5	26	12	10	13	31	32	-	- M.C.
59	24	17	9	35	17	14	5	26	12	10	13	30	32	-	- ICC
-	-	-	-	(Z)	(Z)	-	-	-	-	-	-	(Z)	(Z)	-	- N-ICC
21	2	7	3	13	3	2	1	4	(Z)	(Z)	(Z)	(Z)	8	1	- P.T.
(Z)	(Z)	(Z)	(Z)	1	1	(Z)	(Z)	(Z)	(Z)	(Z)	(Z)	(Z)	1	-	- AIR
-	-	-	-	-	-	-	-	-	-	-	-	(Z)	(Z)	(Z)	- WATER
16	5	5	3	4	2	10	5	2	2	2	2	1	3	20	- P.D.
3	2	(Z)	(Z)	(Z)	(Z)	-	-	1	2	(Z)	(Z)	1	3	20	3 OT-UK
9	7	1	1	5	3	1	1	2	3	1	1	5	8	1	39511
3	3	1	1	3	2	1	(Z)	1	1	1	1	3	5	-	- M.C.
3	3	1	1	3	2	1	(Z)	1	1	1	1	3	5	-	- ICC
-	-	-	-	(Z)	(Z)	-	-	-	-	-	-	-	-	-	- N-ICC
(Z)	(Z)	(Z)	(Z)	(Z)	(Z)	(Z)	(Z)	(Z)	(Z)	(Z)	(Z)	(Z)	(Z)	(Z)	- P.T.
4	3	1	(Z)	1	1	1	(Z)	1	1	(Z)	(Z)	(Z)	1	1	- AIR
2	1	(Z)	(Z)	(Z)	(Z)	-	-	1	1	-	-	1	2	1	- P.D.
-	-	-	-	-	-	-	-	-	-	-	-	-	-	1	1 OT-UK
40	16	12	7	18	9	8	2	6	4	8	10	31	44	5	3952
2	(Z)	-	-	5	2	4	1	(Z)	(Z)	-	-	13	24	-	- RAIL
37	15	8	5	11	6	4	1	5	4	7	10	11	18	-	- M.C.
37	15	8	5	11	6	4	1	5	4	7	10	11	18	-	- ICC
-	-	-	-	-	-	-	-	-	-	-	-	(Z)	(Z)	-	- N-ICC
1	(Z)	(Z)	(Z)	(Z)	(Z)	(Z)	(Z)	(Z)	(Z)	(Z)	(Z)	(Z)	(Z)	(Z)	- P.T.
-	-	(Z)	(Z)	(Z)	(Z)	(Z)	(Z)	(Z)	(Z)	(Z)	(Z)	(Z)	(Z)	(Z)	- AIR
1	(Z)	3	2	1	1	(Z)	(Z)	(Z)	(Z)	(Z)	(Z)	(Z)	(Z)	1	- P.D.
-	-	-	-	-	-	-	-	-	-	-	-	-	-	5	5 OT-UK
8	3	6	4	5	2	3	1	2	1	1	2	4	8	4	39521
-	-	-	-	(Z)	(Z)	-	-	-	-	-	-	-	-	-	- RAIL
7	3	2	1	4	2	2	(Z)	2	1	1	2	4	7	-	- M.C.
7	3	2	1	4	2	2	(Z)	2	1	1	2	4	7	-	- ICC
(Z)	(Z)	(Z)	(Z)	(Z)	(Z)	(Z)	(Z)	(Z)	(Z)	(Z)	(Z)	(Z)	(Z)	(Z)	- N-ICC
-	-	(Z)	(Z)	(Z)	(Z)	(Z)	(Z)	(Z)	(Z)	(Z)	(Z)	(Z)	(Z)	(Z)	- P.T.
1	(Z)	3	2	1	1	(Z)	(Z)	(Z)	(Z)	(Z)	(Z)	(Z)	(Z)	1	- AIR
-	-	-	-	-	-	-	-	-	-	-	-	-	-	4	- P.D.
-	-	-	-	-	-	-	-	-	-	-	-	-	-	4	4 OT-UK
32	13	6	4	13	6	5	2	4	3	6	8	27	36	1	39522
2	(Z)	-	-	5	2	4	1	(Z)	(Z)	-	-	13	24	-	- RAIL
30	12	6	4	8	4	1	1	3	3	6	8	8	11	-	- M.C.
30	12	6	4	8	4	1	1	3	3	6	8	8	11	-	- ICC
-	-	-	-	-	-	-	-	-	-	-	-	-	-	-	- N-ICC
(Z)	(Z)	(Z)	(Z)	(Z)	(Z)	-	-	(Z)	(Z)	(Z)	(Z)	(Z)	(Z)	(Z)	- P.T.
-	-	(Z)	(Z)	(Z)	(Z)	-	-	-	-	-	-	(Z)	(Z)	(Z)	- AIR
(Z)	(Z)	(Z)	(Z)	(Z)	(Z)	(Z)	(Z)	(Z)	(Z)	(Z)	(Z)	(Z)	(Z)	(Z)	- P.D.
-	-	-	-	-	-	-	-	-	-	-	-	-	-	1	1 OT-UK
20	5	2	1	5	2	11	6	5	2	1	1	10	5	4	39531
8	3	1	1	3	2	1	(Z)	2	1	1	1	8	4	-	- M.C.
8	3	1	1	3	2	1	(Z)	2	1	1	1	8	4	-	- ICC
-	-	-	-	-	-	-	-	-	-	-	-	(Z)	(Z)	-	- N-ICC
(Z)	(Z)	(Z)	(Z)	(Z)	(Z)	(Z)	(Z)	(Z)	(Z)	(Z)	(Z)	(Z)	(Z)	(Z)	- P.T.
(Z)	(Z)	-	-	(Z)	(Z)	-	-	(Z)	(Z)	-	-	(Z)	(Z)	(Z)	- AIR
11	2	(Z)	(Z)	1	1	10	6	(Z)	(Z)	(Z)	(Z)	1	1	-	- P.D.
1	(Z)	-	-	(Z)	(Z)	-	-	(Z)	(Z)	(Z)	(Z)	(Z)	(Z)	4	4 OT-UK
34	8	17	7	34	11	13	4	24	7	3	3	8	6	10	39551
11	5	10	4	18	7	10	3	22	6	1	1	5	4	-	- M.C.
11	5	10	4	18	7	10	3	22	6	1	1	5	4	-	- ICC
-	-	-	-	-	-	-	-	-	-	-	-	-	-	-	- N-ICC
22	2	7	3	15	3	3	1	2	(Z)	(Z)	(Z)	(Z)	1	(Z)	- P.T.
(Z)	(Z)	(Z)	(Z)	1	1	-	-	(Z)	(Z)	(Z)	(Z)	(Z)	(Z)	(Z)	- AIR
-	-	-	-	-	-	-	-	-	-	-	-	(Z)	(Z)	(Z)	- WATER
1	(Z)	(Z)	(Z)	1	(Z)	(Z)	(Z)	1	1	2	2	1	1	10	- P.D.
(Z)	(Z)	(Z)	(Z)	(Z)	(Z)	-	-	(Z)	(Z)	(Z)	(Z)	(Z)	(Z)	1	1 OT-UK
29	19	8	6	44	23	18	11	25	25	5	5	22	34	5	396
2	1	(Z)	(Z)	1	1	(Z)	(Z)	(Z)	(Z)	-	-	(Z)	1	-	- RAIL
22	14	4	4	21	14	11	7	17	19	3	4	12	21	(Z)	- M.C.



TABLE 2. SHIPMENTS BY MANUFACTURING ESTABLISHMENTS--COMMODITIES AND MEANS OF TRANSPORT BY DESTINATION: 1977--CON.

TCC CODE	COMMODITY AND MEANS OF TRANSPORT	VALUE (MILLION DOLLARS) (A)	TONS (THOU- SANDS) (B)	TON- MILES (MIL- LIONS) (C)	STANDARD ERROR (PERCENT) FOR COLUMNS--			TONS (THOUSANDS) AND TON-MILES (MILLIONS) BY DIVISION OF DESTINATION			
					(A)	(B)	(C)	NEW ENGLAND		MIDDLE ATLANTIC	
								TONS	TON- MILES	TONS	TON- MILES
396	COSTUME JEWELRY, NOVELTIES, BUTTONS, AND NOTIONS . . .	830	128	91	11	17	23	6	2	31	6
	MOTOR CARRIER, ICC . . . . .	4	1	(Z)	25	26	30	-	-	(Z)	(Z)
	MOTOR CARRIER, NON-ICC . . . . .	575	54	16	31	14	17	4	(Z)	16	2
	PRIVATE TRUCK . . . . .	138	8	9	11	23	22	(Z)	(Z)	1	(Z)
	AIR . . . . .	3	(Z)	1	61	70	98	-	-	(Z)	(Z)
	WATER . . . . .	469	23	12	21	22	23	2	(Z)	6	1
	PARCEL DELIVERY . . . . .	86	5	3	28	44	94	(Z)	(Z)	1	(Z)
	OTHER AND UNKNOWN . . . . .										
39611	COSTUME JEWELRY AND NOVELTIES *	1 156	44	30	19	17	23	4	(Z)	19	2
	RAIL . . . . .	10	(Z)	1	68	55	64	-	-	-	-
	MOTOR CARRIER . . . . .	350	22	17	13	17	39	1	(Z)	10	1
	MOTOR CARRIER, ICC . . . . .	350	22	17	13	17	39	1	(Z)	10	1
	MOTOR CARRIER, NON-ICC . . . . .	280	6	(Z)	60	37	40	1	(Z)	4	(Z)
	PRIVATE TRUCK . . . . .	101	3	4	14	39	41	(Z)	(Z)	1	(Z)
	AIR . . . . .	(Z)	(Z)	(Z)	100	100	100	-	-	-	-
	WATER . . . . .	380	11	8	23	28	33	1	(Z)	4	1
	PARCEL DELIVERY . . . . .	34	1	(Z)	33	42	47	(Z)	(Z)	1	(Z)
	OTHER AND UNKNOWN . . . . .										
39621	FEATHERS, PLUMES, ARTIFICIAL FLOWERS, AND FRUITS *	213	57	30	47	44	69	5	2	9	3
	RAIL . . . . .	24	7	3	52	45	43	4	1	-	-
	MOTOR CARRIER . . . . .	147	39	25	43	44	62	1	1	8	3
	MOTOR CARRIER, ICC . . . . .	146	38	25	43	44	62	1	1	8	3
	MOTOR CARRIER, NON-ICC . . . . .	1	(Z)	(Z)	58	59	55	-	-	-	-
	PRIVATE TRUCK . . . . .	25	7	1	42	48	42	-	-	1	(Z)
	AIR . . . . .	(Z)	(Z)	(Z)	84	84	78	-	-	-	-
	WATER . . . . .	1	(Z)	1	100	100	100	-	-	-	-
	PARCEL DELIVERY . . . . .	13	4	(Z)	28	68	52	(Z)	(Z)	(Z)	(Z)
	OTHER AND UNKNOWN . . . . .	3	1	(Z)	89	84	100	-	-	-	-
39631	BUTTONS AND PARTS *	111	12	5	23	18	24	3	(Z)	3	(Z)
	RAIL . . . . .	(Z)	(Z)	(Z)	100	100	100	-	-	-	-
	MOTOR CARRIER . . . . .	39	6	3	18	33	30	(Z)	(Z)	1	(Z)
	MOTOR CARRIER, ICC . . . . .	39	6	3	18	33	30	(Z)	(Z)	1	(Z)
	MOTOR CARRIER, NON-ICC . . . . .	27	4	(Z)	27	18	35	2	(Z)	1	(Z)
	PRIVATE TRUCK . . . . .	6	(Z)	1	53	44	71	-	-	(Z)	(Z)
	AIR . . . . .	21	2	1	44	40	44	(Z)	(Z)	1	(Z)
	WATER . . . . .	18	(Z)	(Z)	75	72	80	-	-	(Z)	(Z)
	PARCEL DELIVERY . . . . .										
	OTHER AND UNKNOWN . . . . .										
3964	NEEDLES, PINS, HOOKS, EYES, AND SIMILAR NOTIONS . . .	683	114	70	10	13	17	5	1	27	4
	RAIL . . . . .	3	(Z)	1	44	43	49	-	-	(Z)	(Z)
	MOTOR CARRIER . . . . .	313	63	48	15	18	23	4	(Z)	13	3
	MOTOR CARRIER, ICC . . . . .	310	63	48	15	19	23	4	(Z)	13	2
	MOTOR CARRIER, NON-ICC . . . . .	3	1	(Z)	26	27	23	-	-	(Z)	(Z)
	PRIVATE TRUCK . . . . .	244	36	14	16	13	18	(Z)	(Z)	11	1
	AIR . . . . .	30	4	4	24	40	35	(Z)	(Z)	(Z)	(Z)
	WATER . . . . .	2	(Z)	(Z)	70	73	95	-	-	(Z)	(Z)
	PARCEL DELIVERY . . . . .	60	7	3	28	30	20	1	(Z)	2	(Z)
	OTHER AND UNKNOWN . . . . .	31	3	(Z)	35	26	45	(Z)	(Z)	(Z)	(Z)
39641	ZIPPERS AND SHOE FASTENERS . . . . .	329	44	26	15	14	19	1	(Z)	5	2
	RAIL . . . . .	2	(Z)	(Z)	57	64	63	-	-	(Z)	(Z)
	MOTOR CARRIER . . . . .	127	21	14	18	22	27	(Z)	(Z)	3	1
	MOTOR CARRIER, ICC . . . . .	125	21	14	18	23	27	(Z)	(Z)	3	1
	MOTOR CARRIER, NON-ICC . . . . .	3	1	(Z)	27	28	23	-	-	(Z)	(Z)
	PRIVATE TRUCK . . . . .	156	19	9	22	20	31	(Z)	(Z)	2	1
	AIR . . . . .	27	2	2	24	26	34	(Z)	(Z)	(Z)	(Z)
	WATER . . . . .	1	(Z)	(Z)	100	100	100	-	-	(Z)	(Z)
	PARCEL DELIVERY . . . . .	13	1	(Z)	33	40	40	(Z)	(Z)	(Z)	(Z)
	OTHER AND UNKNOWN . . . . .	2	1	(Z)	100	100	100	-	-	-	-
39642	NEEDLES, PINS, HOOKS, AND EYES . . . . .	355	70	44	16	18	21	4	(Z)	21	2
	RAIL . . . . .	1	(Z)	(Z)	69	60	66	-	-	-	-
	MOTOR CARRIER . . . . .	185	42	34	22	22	25	3	(Z)	10	2
	MOTOR CARRIER, ICC . . . . .	185	42	34	22	22	25	3	(Z)	10	2
	MOTOR CARRIER, NON-ICC . . . . .	(Z)	(Z)	(Z)	100	100	100	-	-	(Z)	(Z)
	PRIVATE TRUCK . . . . .	88	17	5	22	15	13	(Z)	(Z)	9	(Z)
	AIR . . . . .	4	3	2	53	71	62	-	-	(Z)	(Z)
	WATER . . . . .	(Z)	(Z)	(Z)	100	100	100	-	-	(Z)	(Z)
	PARCEL DELIVERY . . . . .	47	6	2	33	37	24	1	(Z)	2	(Z)
	OTHER AND UNKNOWN . . . . .	29	2	(Z)	38	12	42	(Z)	(Z)	(Z)	(Z)
399	MISCELLANEOUS MANUFACTURED PRODUCTS . . . . .	6 080	2 014	1 013	10	13	12	102	31	335	74
	RAIL . . . . .	174	79	81	22	32	31	1	(Z)	3	4
	MOTOR CARRIER . . . . .	3 261	1 231	699	13	18	16	64	24	209	49
	MOTOR CARRIER, ICC . . . . .	3 155	1 204	697	13	18	16	60	23	193	49
	MOTOR CARRIER, NON-ICC . . . . .	106	27	2	83	48	42	4	1	16	(Z)
	PRIVATE TRUCK . . . . .	1 379	558	151	16	16	17	24	4	108	18
	AIR . . . . .	161	13	14	55	49	45	(Z)	(Z)	2	1
	WATER . . . . .	145	19	20	9	8	15	-	-	1	1
	PARCEL DELIVERY . . . . .	498	85	19	28	27	33	14	2	10	2
	OTHER AND UNKNOWN . . . . .	463	29	28	15	26	47	(Z)	(Z)	2	1
39911	BROOMS AND BRUSHES *	826	188	99	18	21	15	19	3	27	13
	RAIL . . . . .	19	2	1	89	77	70	(Z)	(Z)	-	-
	MOTOR CARRIER . . . . .	611	139	90	18	18	16	8	2	24	13
	MOTOR CARRIER, ICC . . . . .	582	137	90	18	18	16	8	2	24	13
	MOTOR CARRIER, NON-ICC . . . . .	30	2	(Z)	86	67	35	-	-	-	-
	PRIVATE TRUCK . . . . .	112	38	3	32	45	39	9	(Z)	2	(Z)
	AIR . . . . .	3	(Z)	(Z)	62	57	60	-	-	(Z)	(Z)
	WATER . . . . .	(Z)	(Z)	(Z)	56	56	56	-	-	-	-
	PARCEL DELIVERY . . . . .	54	5	4	26	37	30	1	(Z)	1	(Z)
	OTHER AND UNKNOWN . . . . .	26	4	1	56	52	46	-	-	-	-
39921	LINOLEUM AND OTHER HARD SURFACE FLOOR COVERINGS *	566	295	218	7	6	10	6	2	49	5
	RAIL . . . . .	25	14	28	55	52	62	-	-	-	-
	MOTOR CARRIER . . . . .	440	225	177	9	8	11	6	2	40	4

TONS (THOUSANDS) AND TON-MILES (MILLIONS) BY DIVISION OF DESTINATION--CON.

EAST NORTH CENTRAL		WEST NORTH CENTRAL		SOUTH ATLANTIC		EAST SOUTH CENTRAL		WEST SOUTH CENTRAL		MOUNTAIN		PACIFIC		DESTINATION UNKNOWN	TCC CODE AND HOT
TONS	TON-MILES	TONS	TON-MILES	TONS	TON-MILES	TONS	TON-MILES	TONS	TON-MILES	TONS	TON-MILES	TONS	TON-MILES	TONS	
22	14	4	4	21	14	11	7	17	19	3	4	12	21	(Z)	396
-	-	(Z)	(Z)	1	1	(Z)	(Z)	(Z)	(Z)	(Z)	(Z)	(Z)	(Z)	-	ICC
2	1	2	1	15	4	5	2	6	4	1	1	5	2	-	N-ICC
(Z)	(Z)	1	1	2	1	(Z)	(Z)	1	1	(Z)	(Z)	2	5	-	P.T.
-	-	-	-	-	-	-	-	-	-	-	-	(Z)	1	-	AIR
4	3	1	1	4	3	1	1	1	1	(Z)	1	2	3	-	WATER
(Z)	(Z)	(Z)	(Z)	1	(Z)	(Z)	(Z)	-	-	(Z)	(Z)	1	2	3	P.O.
-	-	-	-	-	-	-	-	-	-	-	-	-	-	2	OT-UK
5	4	1	1	4	3	1	1	2	3	1	2	6	14	(Z)	39611
-	-	-	-	-	-	-	-	(Z)	(Z)	-	-	(Z)	1	-	RAIL
2	1	1	1	3	2	(Z)	(Z)	1	1	1	2	3	8	-	M.C.C.
2	1	1	1	3	2	(Z)	(Z)	1	1	1	2	3	8	-	ICC
(Z)	(Z)	-	-	(Z)	(Z)	-	-	-	-	(Z)	(Z)	1	(Z)	-	P.T.
(Z)	(Z)	(Z)	(Z)	(Z)	(Z)	(Z)	(Z)	(Z)	(Z)	(Z)	(Z)	1	3	-	AIR
3	2	(Z)	(Z)	-	-	-	-	-	-	-	-	(Z)	(Z)	-	WATER
(Z)	(Z)	(Z)	(Z)	1	1	(Z)	(Z)	(Z)	1	(Z)	(Z)	1	2	-	P.O.
-	-	(Z)	(Z)	(Z)	(Z)	-	-	-	-	(Z)	(Z)	(Z)	(Z)	(Z)	OT-UK
10	7	3	2	8	5	4	3	5	2	1	1	8	5	4	39621
2	1	(Z)	(Z)	1	1	(Z)	(Z)	(Z)	(Z)	-	-	-	-	-	RAIL
8	5	2	2	7	4	3	3	3	2	1	1	5	4	(Z)	M.C.C.
8	5	2	2	7	4	3	3	3	2	1	1	5	4	(Z)	ICC
-	-	(Z)	(Z)	(Z)	(Z)	(Z)	(Z)	(Z)	(Z)	(Z)	(Z)	(Z)	(Z)	-	N-ICC
(Z)	(Z)	1	1	(Z)	(Z)	1	1	1	1	(Z)	(Z)	3	(Z)	-	P.T.
-	-	-	-	-	-	-	-	-	-	-	-	(Z)	(Z)	-	AIR
(Z)	(Z)	(Z)	(Z)	-	-	-	-	-	-	-	-	(Z)	(Z)	-	WATER
-	-	(Z)	(Z)	-	-	-	-	-	-	-	-	(Z)	(Z)	3	P.O.
-	-	-	-	-	-	(Z)	(Z)	(Z)	(Z)	(Z)	(Z)	(Z)	(Z)	(Z)	OT-UK
1	1	(Z)	(Z)	2	1	2	1	1	1	(Z)	(Z)	(Z)	1	(Z)	39631
-	-	-	-	-	-	-	-	-	-	-	-	(Z)	(Z)	-	RAIL
1	1	(Z)	(Z)	1	(Z)	2	1	1	1	-	-	(Z)	(Z)	-	M.C.C.
1	1	(Z)	(Z)	1	(Z)	2	1	1	1	-	-	(Z)	(Z)	-	ICC
-	-	(Z)	(Z)	1	(Z)	(Z)	(Z)	-	-	-	-	(Z)	(Z)	-	P.T.
(Z)	(Z)	(Z)	(Z)	(Z)	(Z)	(Z)	(Z)	(Z)	(Z)	(Z)	(Z)	(Z)	(Z)	-	AIR
(Z)	(Z)	(Z)	(Z)	(Z)	(Z)	(Z)	(Z)	(Z)	(Z)	(Z)	(Z)	(Z)	(Z)	-	P.O.
-	-	-	-	-	-	-	-	-	-	-	-	-	-	(Z)	OT-UK
13	8	3	3	31	15	11	6	15	19	1	1	6	13	1	3964
-	-	-	-	(Z)	(Z)	-	-	-	-	-	-	(Z)	1	-	RAIL
11	7	2	2	12	8	6	3	10	14	1	1	4	9	-	M.C.C.
11	7	2	2	12	8	6	3	10	14	1	1	4	9	-	ICC
-	-	-	-	1	(Z)	(Z)	(Z)	-	-	-	-	-	-	-	N-ICC
1	1	1	(Z)	14	4	4	2	4	4	(Z)	(Z)	1	2	-	P.T.
(Z)	(Z)	1	1	2	1	(Z)	(Z)	(Z)	1	(Z)	(Z)	1	1	-	AIR
-	-	-	-	-	-	-	-	-	-	-	-	-	-	-	WATER
(Z)	(Z)	(Z)	(Z)	2	1	1	(Z)	(Z)	(Z)	(Z)	(Z)	(Z)	(Z)	-	P.O.
(Z)	(Z)	(Z)	(Z)	1	(Z)	(Z)	(Z)	-	-	-	-	-	-	1	OT-UK
7	4	1	(Z)	13	2	8	4	6	6	(Z)	(Z)	3	6	-	39641
-	-	-	-	(Z)	(Z)	-	-	-	-	-	-	(Z)	(Z)	-	RAIL
5	3	(Z)	(Z)	4	1	5	2	3	3	(Z)	(Z)	2	3	-	M.C.C.
5	3	(Z)	(Z)	3	1	5	2	3	3	(Z)	(Z)	2	3	-	ICC
-	-	-	-	1	(Z)	(Z)	(Z)	-	-	-	-	-	-	-	N-ICC
1	1	(Z)	(Z)	8	1	3	1	3	3	(Z)	(Z)	1	2	-	P.T.
(Z)	(Z)	(Z)	(Z)	1	(Z)	(Z)	(Z)	(Z)	1	(Z)	(Z)	(Z)	1	-	AIR
-	-	-	-	-	-	-	-	-	-	-	-	-	-	-	WATER
(Z)	(Z)	(Z)	(Z)	1	(Z)	(Z)	(Z)	(Z)	(Z)	(Z)	(Z)	(Z)	(Z)	-	P.O.
-	-	-	-	1	(Z)	-	-	-	-	-	-	-	-	-	OT-UK
6	4	3	3	18	13	4	2	9	13	1	1	3	7	1	39642
-	-	-	-	(Z)	(Z)	-	-	-	-	-	-	(Z)	(Z)	-	RAIL
6	3	1	1	8	7	2	1	8	11	1	1	3	6	-	M.C.C.
6	3	1	1	8	7	2	1	8	11	1	1	3	6	-	ICC
-	-	-	-	-	-	-	-	-	-	-	-	-	-	-	N-ICC
(Z)	(Z)	(Z)	(Z)	6	3	1	1	1	1	(Z)	(Z)	(Z)	(Z)	-	P.T.
(Z)	(Z)	1	1	1	1	-	-	(Z)	(Z)	-	-	(Z)	(Z)	-	AIR
-	-	-	-	-	-	-	-	-	-	-	-	-	-	-	WATER
(Z)	(Z)	(Z)	(Z)	2	1	(Z)	(Z)	(Z)	(Z)	(Z)	(Z)	(Z)	(Z)	-	P.O.
(Z)	(Z)	(Z)	(Z)	(Z)	(Z)	(Z)	(Z)	-	-	-	-	-	-	1	OT-UK
390	135	146	76	279	134	127	48	204	142	65	60	284	312	82	399
6	3	1	1	29	16	4	2	17	18	(Z)	(Z)	18	37	-	RAIL
235	94	102	58	184	95	68	33	103	85	40	48	187	214	38	M.C.C.
230	94	101	58	184	95	68	33	101	85	40	48	186	214	38	ICC
5	1	(Z)	(Z)	(Z)	(Z)	(Z)	(Z)	1	(Z)	-	-	(Z)	(Z)	-	N-ICC
136	30	41	16	58	19	54	12	65	22	20	9	52	22	1	P.T.
2	3	1	1	1	1	(Z)	(Z)	3	3	2	1	2	3	-	AIR
3	1	-	-	(Z)	(Z)	-	-	13	11	-	-	2	8	-	WATER
5	2	2	1	5	4	1	1	3	2	3	2	10	4	33	P.O.
3	2	(Z)	(Z)	(Z)	(Z)	(Z)	(Z)	1	1	(Z)	(Z)	13	25	10	OT-UK
58	16	9	5	24	13	7	3	9	8	4	5	27	34	4	39911
(Z)	(Z)	(Z)	(Z)	1	1	(Z)	(Z)	(Z)	(Z)	-	-	(Z)	(Z)	-	RAIL
40	14	8	5	22	11	5	2	7	7	4	4	20	32	-	M.C.C.
38	14	8	5	22	11	5	2	7	7	4	4	20	32	-	ICC
2	(Z)	-	-	(Z)	(Z)	-	-	-	-	-	-	(Z)	(Z)	-	N-ICC
17	1	(Z)	(Z)	(Z)	(Z)	2	(Z)	2	1	(Z)	(Z)	6	(Z)	-	P.T.
(Z)	(Z)	(Z)	(Z)	(Z)	(Z)	(Z)	(Z)	(Z)	(Z)	(Z)	(Z)	(Z)	(Z)	-	AIR
-	-	-	-	-	-	-	-	(Z)	(Z)	-	-	-	-	-	WATER
1	1	(Z)	(Z)	1	1	(Z)	(Z)	(Z)	(Z)	(Z)	(Z)	1	(Z)	-	P.O.
(Z)	(Z)	-	-	(Z)	(Z)	-	-	-	-	-	-	(Z)	1	4	OT-UK
48	29	10	9	41	26	18	11	30	38	11	9	77	89	4	39921
3	2	(Z)	(Z)	-	-	-	-	1	1	-	-	11	25	-	RAIL
45	27	6	7	38	24	17	11	28	36	9	7	32	61	3	M.C.C.

TABLE 2. SHIPMENTS BY MANUFACTURING ESTABLISHMENTS--COMMODITIES AND MEANS OF TRANSPORT BY DESTINATION: 1977--CON

TCC CODE	COMMODITY AND MEANS OF TRANSPORT	VALUE (MILLION DOLLARS) (A)	TONS (THOU- SANDS) (B)	TON- MILES (MIL- LIONS) (C)	STANDARD ERROR (PERCENT) FOR COLUMNS--			TONS (THOUSANDS) AND TON-MILES (MILLIONS) BY DIVISION OF DESTINATION			
								NEW ENGLAND		MIDDLE ATLANTIC	
					(A)	(B)	(C)	TONS	TON- MILES	TONS	TON- MILES
39921	LINOLEUM AND OTHER HARD SURFACE FLOOR COVERINGS *	420	224	177	9	8	11	6	2	39	4
	MOTOR CARRIER, ICC	19	1	(Z)	98	86	86	-	-	1	(Z)
	MOTOR CARRIER, NON-ICC	101	55	13	23	22	23	-	-	10	1
	PRIVATE TRUCK	(Z)	(Z)	(Z)	76	69	69	-	-	(Z)	(Z)
	AIR	(Z)	(Z)	(Z)	100	100	100	-	-	-	-
	PARCEL DELIVERY	(Z)	(Z)	(Z)	100	100	100	-	-	-	-
3993	SIGNS AND ADVERTISING DISPLAYS	1 411	458	186	21	21	23	29	7	103	14
	RAIL	2	1	(Z)	41	40	38	(Z)	(Z)	-	-
	MOTOR CARRIER	572	227	136	29	23	24	13	5	38	8
	MOTOR CARRIER, ICC	547	203	134	30	25	24	12	4	19	7
	MOTOR CARRIER, NON-ICC	25	24	2	75	61	52	1	1	19	(Z)
	PRIVATE TRUCK	379	140	28	30	33	33	(Z)	(Z)	55	5
	AIR	118	9	10	69	59	58	(Z)	(Z)	1	1
	PARCEL DELIVERY	295	74	11	39	45	58	15	2	9	1
	OTHER AND UNKNOWN	46	6	(Z)	28	32	96	-	-	(Z)	(Z)
39931	LUMINOUS TUBING AND BULB SIGNS	575	107	54	36	31	38	2	2	31	6
	MOTOR CARRIER	275	67	35	49	38	45	2	2	24	2
	MOTOR CARRIER, ICC	264	46	34	50	42	46	1	1	5	1
	MOTOR CARRIER, NON-ICC	11	20	1	74	90	57	1	1	19	(Z)
	PRIVATE TRUCK	226	37	15	42	45	43	(Z)	(Z)	7	5
	AIR	70	3	4	71	67	68	-	-	-	-
	PARCEL DELIVERY	3	(Z)	(Z)	67	54	46	(Z)	(Z)	(Z)	(Z)
	OTHER AND UNKNOWN	(Z)	(Z)	(Z)	95	91	100	-	-	(Z)	(Z)
39932	NONELECTRIC ADVERTISING SIGNS AND DISPLAYS	821	261	69	21	27	35	27	4	72	8
	RAIL	2	1	(Z)	41	40	38	(Z)	(Z)	-	-
	MOTOR CARRIER	288	111	47	32	35	35	11	3	14	6
	MOTOR CARRIER, ICC	274	108	46	34	37	35	11	2	14	6
	MOTOR CARRIER, NON-ICC	14	4	1	88	85	51	(Z)	(Z)	-	-
	PRIVATE TRUCK	147	64	4	41	37	40	(Z)	(Z)	49	(Z)
	AIR	48	6	7	71	70	67	(Z)	(Z)	1	1
	PARCEL DELIVERY	291	73	10	41	46	59	15	2	8	(Z)
	OTHER AND UNKNOWN	46	6	(Z)	29	32	96	-	-	(Z)	(Z)
39934	NONELECTRIC ROAD AND TRAFFIC SIGNS	16	90	63	45	94	96	(Z)	(Z)	(Z)	(Z)
	MOTOR CARRIER	9	49	54	47	94	97	-	-	(Z)	(Z)
	MOTOR CARRIER, ICC	9	49	54	47	94	97	-	-	(Z)	(Z)
	PRIVATE TRUCK	6	40	9	62	95	97	-	-	-	-
	PARCEL DELIVERY	1	(Z)	(Z)	41	39	44	(Z)	(Z)	(Z)	(Z)
39941	HORTICIANS' GOODS *	507	262	128	18	18	19	10	6	43	17
	RAIL	4	9	6	85	92	95	-	-	2	2
	MOTOR CARRIER	59	38	23	45	54	41	1	1	2	1
	MOTOR CARRIER, ICC	59	38	23	45	55	41	1	1	2	1
	MOTOR CARRIER, NON-ICC	1	(Z)	(Z)	80	71	85	-	-	-	-
	PRIVATE TRUCK	441	214	99	20	19	10	9	5	40	14
	AIR	(Z)	(Z)	(Z)	69	71	82	-	-	(Z)	(Z)
	PARCEL DELIVERY	2	1	(Z)	-	-	100	-	-	-	-
	OTHER AND UNKNOWN	(Z)	(Z)	(Z)	-	-	-	-	-	-	-
39961	MATCHES *	231	195	133	41	51	41	9	4	18	6
	RAIL	37	31	22	60	62	70	(Z)	(Z)	-	-
	MOTOR CARRIER	181	145	102	39	39	30	8	4	18	6
	MOTOR CARRIER, ICC	181	145	102	39	39	30	8	4	18	6
	MOTOR CARRIER, NON-ICC	(Z)	(Z)	(Z)	100	100	100	-	-	-	-
	PRIVATE TRUCK	12	18	8	98	99	100	-	-	-	-
	AIR	(Z)	(Z)	(Z)	100	100	100	-	-	(Z)	(Z)
	PARCEL DELIVERY	1	(Z)	(Z)	92	89	92	(Z)	(Z)	(Z)	(Z)
39971	FURS, DRESSED AND OYEO *	122	1	(Z)	63	60	17	(Z)	(Z)	1	(Z)
	MOTOR CARRIER	14	(Z)	(Z)	-	-	-	-	-	(Z)	(Z)
	MOTOR CARRIER, ICC	14	(Z)	(Z)	-	-	-	-	-	(Z)	(Z)
	AIR	6	(Z)	(Z)	100	100	100	-	-	(Z)	(Z)
	PARCEL DELIVERY	18	(Z)	(Z)	-	-	-	(Z)	(Z)	(Z)	(Z)
	OTHER AND UNKNOWN	84	(Z)	(Z)	91	100	100	-	-	(Z)	(Z)
3999	MANUFACTURED PRODUCTS, NEC	2 543	695	300	21	30	31	28	11	120	25
	RAIL	81	17	18	35	37	46	(Z)	(Z)	1	(Z)
	MOTOR CARRIER	1 453	494	199	26	37	38	26	10	96	22
	MOTOR CARRIER, ICC	1 418	491	199	26	37	38	23	10	96	22
	MOTOR CARRIER, NON-ICC	35	3	(Z)	87	6	9	3	(Z)	-	-
	PRIVATE TRUCK	353	125	22	56	55	66	1	(Z)	20	1
	AIR	28	2	3	39	43	51	(Z)	(Z)	(Z)	(Z)
	WATER	148	19	21	9	8	15	-	-	1	1
	PARCEL DELIVERY	177	17	6	57	44	24	1	(Z)	2	1
	OTHER AND UNKNOWN	302	21	31	12	33	49	(Z)	(Z)	1	1
39991	CHEMICAL FIRE EXTINGUISHING EQUIPMENT AND PARTS	200	50	37	42	48	46	1	(Z)	9	4
	RAIL	26	7	11	74	69	72	-	-	-	-
	MOTOR CARRIER	158	42	25	49	55	58	1	(Z)	9	4
	MOTOR CARRIER, ICC	158	42	25	49	55	58	1	(Z)	9	4
	PRIVATE TRUCK	7	1	(Z)	70	54	83	-	-	(Z)	(Z)
	AIR	7	(Z)	(Z)	39	53	71	-	-	(Z)	(Z)
	PARCEL DELIVERY	1	(Z)	(Z)	100	100	100	-	-	(Z)	(Z)
	OTHER AND UNKNOWN	(Z)	(Z)	(Z)	71	97	100	-	-	-	-
39992	COIN-OPERATED AMUSEMENT AND SERVICE MACHINES	317	37	35	49	46	59	1	1	3	3
	RAIL	33	4	5	63	50	55	-	-	1	(Z)
	MOTOR CARRIER	89	10	13	99	99	100	1	1	1	2
	MOTOR CARRIER, ICC	89	10	13	99	99	100	1	1	1	2
	PRIVATE TRUCK	37	4	3	23	18	27	-	-	1	(Z)
	AIR	16	2	3	56	51	61	-	-	-	-
	WATER	142	17	12	10	8	10	-	-	1	1
39993	BEAUTY AND BARBER SHOP FURNITURE AND EQUIPMENT	95	7	4	43	38	34	1	(Z)	2	1
	RAIL	(Z)	(Z)	(Z)	100	100	100	-	-	-	-





TABLE 2. SHIPMENTS BY MANUFACTURING ESTABLISHMENTS--COMMODITIES AND MEANS OF TRANSPORT BY DESTINATION: 1977--CON.

TCC CODE	COMMODITY AND MEANS OF TRANSPORT	ALL SHIPMENTS						TONS (THOUSANDS) AND TON-MILES (MILLIONS) BY DIVISION OF DESTINATION				
		VALUE (MILLION DOLLARS) (A)	TONS (THOU- SANDS) (B)	TON- MILES (MIL- LIONS) (C)	STANDARD ERROR (PERCENT) FOR COLUMNS--			NEW ENGLAND		MIDDLE ATLANTIC		
					(A)	(B)	(C)	TONS	TON- MILES	TONS	TON- MILES	
39993	BEAUTY AND BARBER SHOP FURNITURE AND EQUIPMENT . . . . .											
	MOTOR CARRIER . . . . .	52	4	3	60	49	33	1	(Z)	1	1	
	MOTOR CARRIER, ICC . . . . .	52	4	3	60	49	33	1	(Z)	1	1	
	PRIVATE TRUCK . . . . .	12	1	(Z)	97	83	80	-	-	1	(Z)	
	AIR . . . . .	(Z)	(Z)	(Z)	100	100	100	-	-	-	-	
	PARCEL DELIVERY . . . . .	27	1	1	67	64	64	(Z)	(Z)	(Z)	(Z)	
	OTHER AND UNKNOWN . . . . .	4	(Z)	-	5	5	-	-	-	-	-	
39995	TOBACCO PIPES AND CIGARETTE HOLDERS . . . . .	105	9	7	32	21	57	3	(Z)	1	(Z)	
	MOTOR CARRIER . . . . .	57	6	2	30	13	37	3	(Z)	1	(Z)	
	MOTOR CARRIER, ICC . . . . .	23	2	2	30	27	39	(Z)	(Z)	1	(Z)	
	MOTOR CARRIER, NON-ICC . . . . .	34	3	(Z)	-	-	-	3	(Z)	-	-	
	PRIVATE TRUCK . . . . .	(Z)	(Z)	(Z)	100	100	100	-	-	-	-	
	AIR . . . . .	(Z)	(Z)	(Z)	100	100	100	-	-	-	-	
	WATER . . . . .	(Z)	(Z)	(Z)	100	100	100	-	-	(Z)	(Z)	
	PARCEL DELIVERY . . . . .	(Z)	(Z)	(Z)	62	59	61	-	-	(Z)	(Z)	
	OTHER AND UNKNOWN . . . . .	48	4	5	40	35	73	-	-	-	-	
39999	MISCELLANEOUS MANUFACTURED PRODUCTS, NEC . . . . .	1 680	551	186	27	36	44	20	6	100	14	
	RAIL . . . . .	13	3	1	62	75	58	(Z)	(Z)	(Z)	(Z)	
	MOTOR CARRIER . . . . .	1 011	404	141	35	44	49	18	6	80	13	
	MOTOR CARRIER, ICC . . . . .	1 010	404	141	35	44	49	18	6	80	13	
	MOTOR CARRIER, NON-ICC . . . . .	1	(Z)	(Z)	89	58	64	-	-	-	-	
	PRIVATE TRUCK . . . . .	296	119	19	65	58	76	1	(Z)	18	1	
	AIR . . . . .	5	(Z)	(Z)	43	39	48	(Z)	(Z)	(Z)	(Z)	
	WATER . . . . .	5	2	9	78	85	96	-	-	-	-	
	PARCEL DELIVERY . . . . .	147	15	4	66	47	30	1	(Z)	1	1	
	OTHER AND UNKNOWN . . . . .	203	8	11	4	45	81	(Z)	(Z)	1	(Z)	

TONS (THOUSANDS) AND TON-MILES (MILLIONS) BY DIVISION OF DESTINATION--CON.

EAST NORTH CENTRAL		WEST NORTH CENTRAL		SOUTH ATLANTIC		EAST SOUTH CENTRAL		WEST SOUTH CENTRAL		MOUNTAIN		PACIFIC		DESTINATION UNKNOWN	TCC CODE AND HOT
TONS	TON-MILES	TONS	TON-MILES	TONS	TON-MILES	TONS	TON-MILES	TONS	TON-MILES	TONS	TON-MILES	TONS	TON-MILES	TONS	
(Z)	(Z)	(Z)	(Z)	1	(Z)	(Z)	(Z)	(Z)	(Z)	(Z)	(Z)	(Z)	(Z)	1	39993
(Z)	(Z)	(Z)	(Z)	1	(Z)	(Z)	(Z)	(Z)	(Z)	(Z)	(Z)	(Z)	(Z)	1	M.C.
-	-	-	-	-	-	-	-	-	-	-	-	-	-	-	ICC
-	-	-	-	-	-	-	-	-	-	-	-	-	-	-	P.T.
(Z)	(Z)	(Z)	(Z)	(Z)	(Z)	(Z)	(Z)	(Z)	(Z)	(Z)	(Z)	(Z)	(Z)	(Z)	AIR
-	-	-	-	-	-	-	-	-	-	-	-	-	-	-	P.D.
-	-	-	-	-	-	-	-	-	-	-	-	-	-	(Z)	OT-UK
2	1	(Z)	(Z)	1	(Z)	(Z)	(Z)	(Z)	1	(Z)	(Z)	2	4	(Z)	39995
(Z)	(Z)	(Z)	(Z)	(Z)	(Z)	(Z)	(Z)	(Z)	1	(Z)	(Z)	(Z)	(Z)	(Z)	M.C.
(Z)	(Z)	(Z)	(Z)	(Z)	(Z)	(Z)	(Z)	(Z)	1	(Z)	(Z)	(Z)	(Z)	(Z)	ICC
-	-	-	-	-	-	-	-	-	-	-	-	-	-	-	N-ICC
(Z)	(Z)	-	-	-	-	(Z)	(Z)	-	-	-	-	-	-	-	P.T.
-	-	-	-	-	-	-	-	-	-	-	-	-	-	-	AIR
(Z)	(Z)	(Z)	(Z)	-	-	-	-	-	-	-	-	-	-	-	WATER
2	1	-	-	(Z)	(Z)	-	-	(Z)	(Z)	-	-	2	4	(Z)	P.D.
-	-	-	-	-	-	-	-	-	-	-	-	-	-	-	OT-UK
130	44	22	20	97	33	33	9	37	21	2	2	83	37	29	39999
2	1	(Z)	(Z)	(Z)	(Z)	(Z)	(Z)	-	-	-	-	(Z)	(Z)	-	RAIL
66	31	20	19	85	32	7	2	31	20	1	1	74	17	23	M.C.
66	31	20	19	85	32	7	2	30	20	1	1	74	17	23	ICC
-	-	-	-	(Z)	(Z)	-	-	(Z)	(Z)	-	-	-	-	-	N-ICC
59	11	1	(Z)	10	(Z)	26	6	5	1	(Z)	(Z)	1	(Z)	(Z)	P.T.
(Z)	(Z)	-	-	(Z)	(Z)	(Z)	(Z)	(Z)	(Z)	(Z)	(Z)	(Z)	(Z)	(Z)	AIR
-	-	-	-	(Z)	(Z)	-	-	(Z)	(Z)	-	-	2	9	-	WATER
2	1	1	(Z)	2	1	(Z)	(Z)	1	(Z)	(Z)	(Z)	(Z)	1	5	P.D.
1	(Z)	(Z)	(Z)	(Z)	(Z)	(Z)	(Z)	(Z)	(Z)	(Z)	(Z)	5	10	1	OT-UK

CONSERVATION LIBRARY OF THE U.S. DEPARTMENT OF COMMERCE



TABLE 3. SHIPMENTS BY MANUFACTURING ESTABLISHMENTS--COMMODITIES AND WEIGHT OF SHIPMENT BY DISTANCE SHIPPED: 1977

TCC CODE	COMMODITY AND WEIGHT OF SHIPMENT	ALL SHIPMENTS				TONS (THOUSANDS) AND TON-MILES (MILLIONS) BY DISTANCE OF SHIPMENT			
		TONS (THOU- SANDS) (A)	TON-MILES (MIL- LIONS) (B)	STANDARD ERROR (PERCENT) FOR COLUMNS--		UNDER 100 MILES		100 TO 199 MILES	
				(A)	(B)	TONS	TON- MILES	TONS	TON- MILES
	ALL COMMODITIES . . . . .	3 311 992	758 984	3	3	1 824 531	44 056	361 845	52 117
	UNDER 500 POUNDS . . . . .	18 676	7 953	4	9	7 534	198	2 172	321
	500 TO 999 POUNDS . . . . .	12 827	4 638	3	3	5 473	161	1 475	214
	1,000 TO 4,999 POUNDS . . . . .	67 168	23 795	3	2	27 768	760	8 141	1 188
	5,000 TO 9,999 POUNDS . . . . .	54 421	14 107	7	3	28 459	796	6 618	931
	10,000 TO 19,999 POUNDS . . . . .	112 618	23 706	11	3	68 235	1 824	11 384	1 625
	20,000 TO 29,999 POUNDS . . . . .	120 014	24 096	8	5	73 901	1 716	12 938	1 846
	30,000 TO 59,999 POUNDS . . . . .	563 325	131 203	4	4	271 206	9 490	95 335	13 713
	60,000 TO 89,999 POUNDS . . . . .	116 783	43 984	26	23	42 233	1 280	15 460	2 290
	90,000 POUNDS AND OVER . . . . .	927 122	290 781	8	6	442 922	9 998	105 687	15 301
	SHIPMENT WEIGHT UNKNOWN . . . . .	1 319 038	194 721	5	5	856 801	17 833	102 636	14 687
20	FOOD AND KINDRED PRODUCTS . . . . .	426 587	128 129	3	4	197 312	6 085	58 233	8 389
	UNDER 500 POUNDS . . . . .	3 898	708	14	56	2 734	67	571	85
	500 TO 999 POUNDS . . . . .	2 725	575	12	13	1 744	50	306	43
	1,000 TO 4,999 POUNDS . . . . .	11 156	2 683	11	7	6 260	188	1 470	206
	5,000 TO 9,999 POUNDS . . . . .	12 514	2 713	13	6	7 415	218	1 649	219
	10,000 TO 19,999 POUNDS . . . . .	24 842	4 767	21	7	16 996	660	2 033	293
	20,000 TO 29,999 POUNDS . . . . .	22 120	5 445	9	8	11 997	517	3 233	430
	30,000 TO 59,999 POUNDS . . . . .	107 477	32 850	6	7	40 763	1 800	21 362	3 070
	60,000 TO 89,999 POUNDS . . . . .	15 413	8 250	8	8	2 505	124	2 532	411
	90,000 POUNDS AND OVER . . . . .	73 607	34 166	11	6	21 803	527	7 335	1 093
	SHIPMENT WEIGHT UNKNOWN . . . . .	152 797	35 973	9	14	85 096	1 934	17 682	2 539
201	MEAT: FRESH, CHILLED, FROZEN . . . . .	42 728	18 145	12	16	14 158	482	4 118	597
	UNDER 500 POUNDS . . . . .	1 221	122	19	17	931	32	159	22
	500 TO 999 POUNDS . . . . .	786	174	17	35	445	19	126	18
	1,000 TO 4,999 POUNDS . . . . .	2 647	568	18	16	1 403	55	572	79
	5,000 TO 9,999 POUNDS . . . . .	1 980	717	15	16	718	25	325	42
	10,000 TO 19,999 POUNDS . . . . .	2 617	1 094	16	20	892	37	343	50
	20,000 TO 29,999 POUNDS . . . . .	3 689	1 475	16	21	1 176	41	377	60
	30,000 TO 59,999 POUNDS . . . . .	14 340	7 938	21	25	2 987	138	1 436	215
	60,000 TO 89,999 POUNDS . . . . .	453	141	35	26	215	3	38	6
	90,000 POUNDS AND OVER . . . . .	2 718	918	36	37	1 312	35	171	24
	SHIPMENT WEIGHT UNKNOWN . . . . .	12 278	4 999	14	11	4 078	97	573	82
2011	MEAT, FRESH AND CHILLED . . . . .	16 753	9 299	16	22	4 298	128	1 025	150
	UNDER 500 POUNDS . . . . .	471	30	25	27	394	13	50	7
	500 TO 999 POUNDS . . . . .	332	38	27	25	237	12	59	8
	1,000 TO 4,999 POUNDS . . . . .	995	120	27	26	644	29	266	35
	5,000 TO 9,999 POUNDS . . . . .	926	261	18	25	391	15	162	20
	10,000 TO 19,999 POUNDS . . . . .	854	341	23	32	382	19	42	6
	20,000 TO 29,999 POUNDS . . . . .	1 273	488	33	43	613	19	49	8
	30,000 TO 59,999 POUNDS . . . . .	6 525	4 913	37	33	531	11	234	41
	60,000 TO 89,999 POUNDS . . . . .	164	7	80	92	135	1	-	-
	90,000 POUNDS AND OVER . . . . .	479	190	83	74	-	-	-	-
	SHIPMENT WEIGHT UNKNOWN . . . . .	4 736	2 909	19	13	972	10	162	24
20111	CARCASSES (WHOLE, PARTS), FRESH . . . . .	8 392	4 766	25	36	2 272	74	374	55
	UNDER 500 POUNDS . . . . .	156	7	33	41	134	4	18	3
	500 TO 999 POUNDS . . . . .	130	10	41	45	86	3	32	5
	1,000 TO 4,999 POUNDS . . . . .	453	50	47	36	292	16	130	16
	5,000 TO 9,999 POUNDS . . . . .	296	57	38	34	187	10	40	5
	10,000 TO 19,999 POUNDS . . . . .	368	113	41	52	221	11	13	2
	20,000 TO 29,999 POUNDS . . . . .	823	204	56	43	561	17	2	(2)
	30,000 TO 59,999 POUNDS . . . . .	3 819	3 345	40	45	158	7	105	19
	60,000 TO 89,999 POUNDS . . . . .	135	1	100	100	135	1	-	-
	90,000 POUNDS AND OVER . . . . .	461	172	85	79	-	-	-	-
	SHIPMENT WEIGHT UNKNOWN . . . . .	1 753	806	35	34	499	6	34	6
20119	MEAT, FRESH AND CHILLED, NEC . . . . .	8 360	4 532	22	23	2 026	55	652	94
	UNDER 500 POUNDS . . . . .	315	23	27	27	260	10	32	5
	500 TO 999 POUNDS . . . . .	203	28	34	26	151	9	27	4
	1,000 TO 4,999 POUNDS . . . . .	542	70	37	40	352	13	136	19
	5,000 TO 9,999 POUNDS . . . . .	629	204	24	31	203	5	122	15
	10,000 TO 19,999 POUNDS . . . . .	487	228	30	41	161	8	29	5
	20,000 TO 29,999 POUNDS . . . . .	450	284	35	49	52	2	47	8
	30,000 TO 59,999 POUNDS . . . . .	2 705	1 568	38	37	374	4	130	22
	60,000 TO 89,999 POUNDS . . . . .	29	6	100	100	-	-	-	-
	90,000 POUNDS AND OVER . . . . .	18	1	100	100	-	-	-	-
	SHIPMENT WEIGHT UNKNOWN . . . . .	2 983	2 103	2	4	473	4	128	18
2012	MEAT, FRESH-FROZEN . . . . .	1 253	792	22	25	265	9	86	13
	UNDER 500 POUNDS . . . . .	58	5	57	53	46	1	5	1
	500 TO 999 POUNDS . . . . .	20	2	38	36	12	(2)	3	1
	1,000 TO 4,999 POUNDS . . . . .	49	12	48	63	30	1	3	(2)
	5,000 TO 9,999 POUNDS . . . . .	46	21	57	60	2	(2)	14	2
	10,000 TO 19,999 POUNDS . . . . .	45	22	47	47	3	(2)	3	(2)
	20,000 TO 29,999 POUNDS . . . . .	29	11	62	81	2	(2)	14	2
	30,000 TO 59,999 POUNDS . . . . .	582	425	41	43	40	3	9	1
	SHIPMENT WEIGHT UNKNOWN . . . . .	425	295	13	8	129	2	35	5
20121	CARCASSES (WHOLE, PARTS), FRESH-FROZEN . . . . .	57	8	20	51	33	2	14	2
	UNDER 500 POUNDS . . . . .	5	(2)	66	66	5	(2)	(2)	(2)
	500 TO 999 POUNDS . . . . .	(2)	(2)	100	100	(2)	(2)	-	-
	SHIPMENT WEIGHT UNKNOWN . . . . .	52	7	22	54	28	1	13	2
20129	MEAT, FRESH-FROZEN, NEC . . . . .	1 195	784	23	25	231	7	72	10
	UNDER 500 POUNDS . . . . .	53	4	57	55	42	1	5	1
	500 TO 999 POUNDS . . . . .	19	2	40	37	11	(2)	3	1
	1,000 TO 4,999 POUNDS . . . . .	49	12	48	63	30	1	3	(2)
	5,000 TO 9,999 POUNDS . . . . .	46	21	57	60	2	(2)	14	2
	10,000 TO 19,999 POUNDS . . . . .	45	22	47	47	3	(2)	3	(2)
	20,000 TO 29,999 POUNDS . . . . .	29	11	62	81	2	(2)	14	2
	30,000 TO 59,999 POUNDS . . . . .	582	425	41	43	40	3	9	1
	SHIPMENT WEIGHT UNKNOWN . . . . .	373	287	14	7	101	1	21	3
2013	MEAT PRODUCTS . . . . .	8 847	2 860	19	27	3 287	98	1 318	191

TONS (THOUSANDS) AND TON-MILES (MILLIONS) BY DISTANCE OF SHIPMENT--CON.

200 TO 299 MILES		300 TO 499 MILES		500 TO 999 MILES		1,000 TO 1,499 MILES		1,500 MILES AND OVER		MILEAGE UNKNOWN	TCC CODE AND WT.
TONS	TON-MILES	TONS	TON-MILES	TONS	TON-MILES	TONS	TON-MILES	TONS	TON-MILES	TONS	
261 656	63 692	278 433	108 053	308 578	221 662	106 167	129 372	69 262	140 031	101 519	ALL
1 387	343	2 074	814	3 078	2 191	1 027	1 227	1 368	2 858	16	0-.5
1 188	296	1 466	572	2 016	1 427	569	672	3 637	1 295	4	.5-1
6 164	1 525	8 485	3 319	10 570	7 365	2 874	3 399	3 139	6 239	27	1-5
4 338	1 067	5 820	2 262	6 197	4 312	1 326	1 824	1 458	2 915	5	5-10
8 193	2 007	9 457	3 674	10 787	7 379	2 339	2 842	2 191	4 355	32	10-20
8 073	1 976	10 065	3 986	10 008	7 012	2 845	3 403	2 181	4 196	4	20-30
61 373	15 027	62 875	24 158	50 518	34 938	12 159	14 748	9 763	19 128	93	30-60
11 334	2 795	17 917	7 000	19 365	13 444	4 651	5 692	5 785	11 484	37	60-90
88 129	21 363	88 704	34 874	120 273	90 131	52 910	64 776	27 480	54 339	1	90+
71 477	17 292	71 568	27 435	75 765	53 462	25 268	30 790	15 239	33 223	100	283 UK
34 933	8 616	41 274	16 011	51 844	37 085	16 740	20 353	15 353	31 590	10 898	20
128	31	124	47	151	109	38	45	152	323	(Z)	0-.5
162	40	139	53	221	160	93	110	57	119	(Z)	.5-1
820	205	1 010	389	1 053	767	301	358	282	570	1	1-5
799	197	911	345	1 133	821	372	438	236	475	-	5-10
1 354	335	1 632	622	1 715	1 198	575	705	476	955	-	10-20
1 615	391	1 781	681	2 217	1 551	835	1 014	442	861	-	20-30
13 448	3 284	11 627	4 437	12 793	9 114	4 723	5 789	2 756	5 357	5	30-60
2 136	530	2 749	1 093	3 315	2 399	892	1 094	1 285	2 599	-	60-90
6 941	1 759	12 027	4 680	16 368	11 625	4 903	5 889	4 230	8 593	-	90+
7 529	1 845	9 274	3 663	12 878	9 342	4 009	4 911	5 438	11 739	10 891	UK
3 567	881	5 596	2 141	8 566	6 197	4 045	4 930	1 697	2 917	981	201
49	11	28	11	41	31	11	13	1	2	(Z)	0-.5
74	18	30	11	60	48	46	51	5	9	-	.5-1
172	42	137	52	246	190	99	117	18	31	-	1-5
224	54	158	60	324	239	190	223	42	73	-	5-10
233	60	376	147	445	313	207	260	121	228	-	10-20
311	76	654	242	813	565	260	315	97	177	-	20-30
1 382	341	2 228	857	3 440	2 429	1 981	2 480	886	1 479	-	30-60
52	11	44	20	67	44	15	18	21	38	-	60-90
69	17	448	157	499	321	66	74	154	291	-	90+
1 001	252	1 492	586	2 631	2 015	1 170	1 378	351	589	981	UK
1 097	263	2 648	1 007	4 021	2 985	2 837	3 435	813	1 330	14	2011
19	4	2	1	5	3	1	1	(Z)	(Z)	-	0-.5
18	4	4	1	13	11	11	2	-	-	-	.5-1
14	3	29	11	26	21	10	13	5	8	-	1-5
102	23	79	29	123	96	69	78	-	-	-	5-10
26	6	100	39	190	137	112	131	2	4	-	10-20
57	14	86	31	315	237	152	179	-	-	-	20-30
618	149	1 049	408	1 977	1 427	1 502	1 873	614	1 005	-	30-60
29	6	-	-	-	-	-	-	-	-	-	60-90
-	-	354	114	107	58	18	-	-	-	-	90+
215	54	944	373	1 265	995	972	1 142	191	313	14	UK
407	98	1 566	577	1 850	1 363	1 348	1 688	563	911	14	20111
3	1	(Z)	(Z)	(Z)	(Z)	(Z)	(Z)	-	-	-	0-.5
11	2	(Z)	(Z)	1	(Z)	(Z)	(Z)	-	-	-	.5-1
5	1	13	5	8	6	5	7	-	-	-	1-5
2	1	33	11	32	28	2	2	-	-	-	5-10
5	1	48	17	41	33	41	50	-	-	-	10-20
14	4	42	14	168	126	35	43	-	-	-	20-30
229	53	638	247	1 054	770	1 159	1 473	477	777	-	30-60
-	-	-	-	-	-	-	-	-	-	-	60-90
-	-	354	114	107	58	-	-	-	-	-	90+
137	35	439	169	439	342	105	113	86	134	14	UK
690	165	1 083	430	2 171	1 622	1 489	1 747	250	419	-	20119
16	4	2	1	5	3	1	1	(Z)	(Z)	-	0-.5
7	2	17	6	12	11	1	2	-	-	-	.5-1
9	2	46	18	18	15	4	6	5	8	-	1-5
100	22	46	18	91	68	67	75	-	-	-	5-10
21	5	52	22	150	104	71	81	2	4	-	10-20
42	10	45	17	147	111	118	136	-	-	-	20-30
388	96	411	161	923	656	343	400	137	228	-	30-60
29	6	-	-	-	-	-	-	-	-	-	60-90
-	-	-	-	-	-	18	18	-	-	-	90+
77	19	505	203	826	653	867	1 028	106	178	-	UK
123	32	192	79	269	211	204	266	113	183	1	2012
2	1	3	1	1	1	(Z)	(Z)	-	-	-	0-.5
3	1	2	1	(Z)	(Z)	-	-	-	-	-	.5-1
7	2	3	1	2	2	4	5	-	-	-	1-5
11	3	4	2	7	5	8	9	-	-	-	5-10
6	1	20	7	11	9	-	-	2	3	-	10-20
4	1	-	-	9	8	-	-	-	-	-	20-30
82	21	139	60	149	116	130	171	34	54	-	30-60
8	2	22	8	90	71	62	81	77	126	1	UK
4	1	2	1	3	2	-	-	-	-	1	20121
-	-	-	-	-	-	-	-	-	-	-	0-.5
-	-	-	-	-	-	-	-	-	-	-	.5-1
4	1	2	1	3	2	-	-	-	-	1	UK
119	31	190	78	267	209	204	266	113	183	-	20129
2	1	3	1	1	1	(Z)	(Z)	-	-	-	0-.5
3	1	2	1	(Z)	(Z)	-	-	-	-	-	.5-1
7	2	3	1	2	2	4	5	-	-	-	1-5
11	3	4	2	7	5	8	9	-	-	-	5-10
6	1	20	7	11	9	-	-	2	3	-	10-20
4	1	-	-	9	8	-	-	-	-	-	20-30
82	21	139	60	149	116	130	171	34	54	-	30-60
4	1	20	7	88	68	62	81	77	126	-	UK
1 152	279	851	337	1 469	1 064	475	568	173	322	122	2013



TABLE 3. SHIPMENTS BY MANUFACTURING ESTABLISHMENTS--COMMOITIES AND WEIGHT OF SHIPMENT BY OISTANCE SHIPPEO: 1977--CON.

TCC CODE	COMMOITY AND WEIGHT OF SHIPMENT	ALL SHIPMENTS				TONS (THOUSANDS) AND TON-MILES (MILLIONS) BY OISTANCE OF SHIPMENT			
		TONS (THOU- SANOS) (A)	TON-MILES (MIL- LIONS) (B)	STANDARD ERROR (PERCENT) FOR COLUMNS--		UNOER 100 MILES		100 TO 199 MILES	
				(A)	(B)	TONS	TON- MILES	TONS	TON- MILES
2013	MEAT PRODUCTS . . . . .								
	UNOER 500 POUNOS . . . . .	687	84	20	21	482	16	111	15
	500 TO 999 POUNOS . . . . .	407	111	22	45	190	8	70	10
	1,000 TO 4,999 POUNOS . . . . .	1 238	294	20	25	563	22	289	42
	5,000 TO 9,999 POUNOS . . . . .	593	220	25	23	220	8	70	9
	10,000 TO 19,999 POUNOS . . . . .	599	221	31	35	183	7	60	8
	20,000 TO 29,999 POUNOS . . . . .	494	189	49	57	141	5	79	12
	30,000 TO 59,999 POUNOS . . . . .	1 564	679	47	49	241	9	377	55
	60,000 TO 89,999 POUNOS . . . . .	92	44	22	20	-	-	24	4
	90,000 POUNOS AND OER SHIPMENT WEIGHT UNKNOWN . . . . .	818	304	40	54	363	3	80	12
		2 357	713	14	11	905	20	158	24
20131	LARO . . . . .	821	181	32	24	280	10	201	24
	UNOER 500 POUNOS . . . . .	47	10	40	47	27	1	8	1
	500 TO 999 POUNOS . . . . .	15	1	69	74	14	1	1	(Z)
	1,000 TO 4,999 POUNOS . . . . .	22	3	50	46	10	(Z)	10	1
	5,000 TO 9,999 POUNOS . . . . .	17	5	78	41	14	-	-	-
	10,000 TO 19,999 POUNOS . . . . .	8	4	95	89	-	-	-	-
	20,000 TO 29,999 POUNOS . . . . .	8	4	92	70	-	-	7	1
	30,000 TO 59,999 POUNOS . . . . .	208	45	55	39	55	4	113	12
	60,000 TO 89,999 POUNOS . . . . .	182	37	65	55	65	1	51	7
	90,000 POUNOS AND OER SHIPMENT WEIGHT UNKNOWN . . . . .	315	73	31	35	95	1	10	1
20132	MEATS AND SAUSAGE: COOKEO, CUREO, ORIO . . . . .	5 893	1 678	24	39	2 622	77	749	109
	UNOER 500 POUNOS . . . . .	570	65	20	25	407	14	90	13
	500 TO 999 POUNOS . . . . .	361	104	23	48	163	6	58	8
	1,000 TO 4,999 POUNOS . . . . .	1 109	263	23	28	499	19	253	37
	5,000 TO 9,999 POUNOS . . . . .	504	174	27	25	188	6	65	9
	10,000 TO 19,999 POUNOS . . . . .	441	156	34	41	150	4	46	6
	20,000 TO 29,999 POUNOS . . . . .	385	125	55	68	129	4	58	9
	30,000 TO 59,999 POUNOS . . . . .	804	332	60	68	184	4	76	11
	60,000 TO 89,999 POUNOS . . . . .	344	90	76	99	298	1	-	-
	90,000 POUNOS AND OER SHIPMENT WEIGHT UNKNOWN . . . . .	1 376	369	23	19	605	17	104	16
20133	SAUSAGE, FRESH . . . . .	741	187	34	42	275	5	109	18
	UNOER 500 POUNOS . . . . .	58	6	32	39	40	2	12	2
	500 TO 999 POUNOS . . . . .	22	4	49	72	10	(Z)	9	1
	1,000 TO 4,999 POUNOS . . . . .	76	17	47	52	45	2	16	2
	5,000 TO 9,999 POUNOS . . . . .	47	26	73	96	15	(Z)	2	(Z)
	10,000 TO 19,999 POUNOS . . . . .	59	34	70	74	-	-	10	1
	20,000 TO 29,999 POUNOS . . . . .	52	34	94	94	-	-	-	-
	30,000 TO 59,999 POUNOS . . . . .	161	45	97	86	-	-	58	11
	60,000 TO 89,999 POUNOS . . . . .	266	22	68	82	165	(Z)	2	(Z)
	90,000 POUNOS AND OER SHIPMENT WEIGHT UNKNOWN . . . . .								
20134	CANNEO MEAT . . . . .	979	609	19	18	76	5	92	15
	UNOER 500 POUNOS . . . . .	6	1	35	52	3	(Z)	1	(Z)
	500 TO 999 POUNOS . . . . .	5	1	35	46	2	(Z)	1	(Z)
	1,000 TO 4,999 POUNOS . . . . .	19	10	33	29	4	(Z)	4	1
	5,000 TO 9,999 POUNOS . . . . .	14	10	25	34	2	(Z)	3	(Z)
	10,000 TO 19,999 POUNOS . . . . .	91	27	82	63	33	2	4	1
	20,000 TO 29,999 POUNOS . . . . .	37	27	45	44	-	-	14	2
	30,000 TO 59,999 POUNOS . . . . .	271	236	33	40	1	(Z)	16	3
	60,000 TO 89,999 POUNOS . . . . .	77	42	14	18	-	-	10	2
	90,000 POUNOS AND OER SHIPMENT WEIGHT UNKNOWN . . . . .	258	162	19	15	-	-	29	5
		201	93	18	28	31	2	11	2
20139	MEAT PRODUCTS, NEC . . . . .	414	205	34	14	35	2	167	25
	UNOER 500 POUNOS . . . . .	6	1	53	24	5	(Z)	1	(Z)
	500 TO 999 POUNOS . . . . .	4	1	55	31	2	(Z)	-	-
	1,000 TO 4,999 POUNOS . . . . .	13	2	76	69	6	(Z)	7	1
	5,000 TO 9,999 POUNOS . . . . .	10	6	76	81	(Z)	(Z)	-	-
	10,000 TO 19,999 POUNOS . . . . .	(Z)	(Z)	100	100	-	-	-	-
	20,000 TO 29,999 POUNOS . . . . .	12	1	100	100	12	1	-	-
	30,000 TO 59,999 POUNOS . . . . .	120	20	91	87	2	(Z)	114	18
	60,000 TO 89,999 POUNOS . . . . .	15	2	69	69	-	-	15	2
	90,000 POUNOS AND OER SHIPMENT WEIGHT UNKNOWN . . . . .	35	15	100	100	-	-	-	-
		198	156	18	10	9	(Z)	31	4
2014	ANIMAL BYPRODUCTS, INEOIBLE . . . . .	9 067	1 835	14	16	5 211	196	782	108
	UNOER 500 POUNOS . . . . .	34	1	89	65	34	1	(Z)	(Z)
	500 TO 999 POUNOS . . . . .	16	(Z)	99	92	16	(Z)	-	-
	1,000 TO 4,999 POUNOS . . . . .	95	8	43	59	82	1	2	(Z)
	5,000 TO 9,999 POUNOS . . . . .	27	1	44	43	24	1	3	(Z)
	10,000 TO 19,999 POUNOS . . . . .	201	9	40	45	190	6	7	1
	20,000 TO 29,999 POUNOS . . . . .	276	24	28	40	250	9	10	1
	30,000 TO 59,999 POUNOS . . . . .	3 209	698	16	25	1 809	83	532	74
	60,000 TO 89,999 POUNOS . . . . .	203	76	32	38	82	3	13	2
	90,000 POUNOS AND OER SHIPMENT WEIGHT UNKNOWN . . . . .	1 418	434	36	34	911	32	81	11
		3 588	582	29	24	1 813	62	133	18
20141	HIOES, PELTS, AND SKINS, NOT TANNEO . . . . .	972	255	20	32	232	12	20	3
	UNOER 500 POUNOS . . . . .	(Z)	(Z)	100	100	(Z)	(Z)	-	-
	500 TO 999 POUNOS . . . . .	5	4	93	100	(Z)	(Z)	-	-
	1,000 TO 4,999 POUNOS . . . . .	1	(Z)	77	71	1	(Z)	-	-
	5,000 TO 9,999 POUNOS . . . . .	10	1	68	77	9	(Z)	-	-
	10,000 TO 19,999 POUNOS . . . . .	7	1	49	52	4	(Z)	(Z)	(Z)
	20,000 TO 29,999 POUNOS . . . . .	452	186	36	42	177	11	8	1
	30,000 TO 59,999 POUNOS . . . . .	25	20	54	62	8	-	-	-
	60,000 TO 89,999 POUNOS . . . . .	14	14	40	32	2	(Z)	-	-
	90,000 POUNOS AND OER SHIPMENT WEIGHT UNKNOWN . . . . .	458	29	32	52	31	(Z)	12	2
20143	GREASE AND INEOIBLE TALLOW . . . . .	3 949	737	24	25	2 462	100	374	53
	UNOER 500 POUNOS . . . . .	1	(Z)	59	95	1	(Z)	(Z)	(Z)
	500 TO 999 POUNOS . . . . .	(Z)	(Z)	69	69	(Z)	(Z)	-	-
	1,000 TO 4,999 POUNOS . . . . .	12	2	55	97	9	(Z)	1	(Z)
	5,000 TO 9,999 POUNOS . . . . .	8	(Z)	60	39	7	(Z)	1	(Z)
	10,000 TO 19,999 POUNOS . . . . .	19	3	32	54	17	1	-	-



TONS (THOUSANDS) AND TON-MILES (MILLIONS) BY DISTANCE OF SHIPMENT--CON.

200 TO 299 MILES		300 TO 499 MILES		500 TO 999 MILES		1,000 TO 1,499 MILES		1,500 MILES AND OVER		MILEAGE UNKNOWN	TCC CODE AND WT.
TONS	TON-MILES	TONS	TON-MILES	TONS	TON-MILES	TONS	TON-MILES	TONS	TON-MILES	TONS	
28	7	24	9	33	25	7	8	1	2	(Z)	2013
52	13	22	8	37	28	32	36	5	9	-	0-.5
115	28	76	30	152	117	33	39	10	16	-	.5-1
96	22	25	10	104	77	76	90	3	4	-	1-5
98	26	118	47	100	75	25	32	14	27	-	5-10
70	18	45	18	129	99	20	22	9	15	-	10-20
203	51	269	106	278	199	150	184	45	75	-	20-30
6	1	6	3	51	32	-	-	3	5	-	30-60
48	11	49	20	208	136	33	40	36	81	-	60-90
434	103	216	87	376	276	99	116	46	87	122	90+
112	27	24	9	91	73	27	33	3	5	83	UK
(Z)	(Z)	4	1	8	7	-	-	-	-	-	20131
-	-	-	-	(Z)	(Z)	-	-	-	-	-	0-.5
-	-	1	(Z)	1	1	-	-	-	-	-	.5-1
-	-	-	-	1	(Z)	1	2	1	2	-	1-5
-	-	6	2	(Z)	(Z)	1	2	-	-	-	5-10
-	-	-	-	-	-	1	1	-	-	-	10-20
14	4	5	2	9	9	9	11	2	3	-	20-30
29	7	-	-	36	22	-	-	-	-	-	30-60
68	16	9	3	36	33	13	17	-	-	-	90+
701	168	635	253	870	633	230	267	87	171	83	UK
26	6	19	7	21	16	7	8	1	2	-	20132
50	12	21	8	33	26	32	35	5	9	-	0-.5
114	28	70	28	139	106	27	31	8	14	-	.5-1
92	21	18	7	82	61	58	68	(Z)	1	-	1-5
54	13	100	40	62	47	18	23	12	23	-	5-10
54	13	44	18	86	66	14	15	-	-	-	10-20
93	23	200	78	192	137	43	51	15	27	-	20-30
-	-	-	-	-	-	17	19	29	70	-	30-60
219	52	164	67	255	175	13	16	16	26	-	90+
159	41	47	18	95	70	25	30	3	6	27	UK
2	(Z)	1	(Z)	3	2	(Z)	(Z)	(Z)	(Z)	-	20133
1	(Z)	-	-	2	2	(Z)	(Z)	(Z)	(Z)	-	0-.5
-	-	3	1	7	5	5	6	-	-	-	.5-1
4	1	5	2	7	4	14	18	-	-	-	1-5
7	2	5	2	31	23	5	6	-	-	-	5-10
12	3	-	-	40	31	-	-	-	-	-	10-20
78	20	22	9	-	-	-	-	3	5	-	20-30
55	13	11	4	6	4	-	-	-	-	27	30-60
140	33	86	33	382	269	141	174	49	80	12	90+
(Z)	(Z)	1	(Z)	(Z)	(Z)	(Z)	(Z)	(Z)	(Z)	-	UK
1	(Z)	(Z)	(Z)	1	1	(Z)	(Z)	-	-	-	20134
1	(Z)	3	1	6	4	1	1	1	2	-	0-.5
(Z)	(Z)	1	(Z)	5	5	2	2	1	2	-	.5-1
36	11	7	3	7	5	1	1	3	4	-	1-5
4	1	4	1	4	2	5	6	9	15	-	5-10
17	4	38	15	76	53	97	121	25	40	-	10-20
6	1	6	3	51	32	-	-	3	5	-	20-30
19	4	15	6	172	114	16	21	7	12	-	30-60
54	12	14	5	61	53	20	21	-	-	12	60-90
40	10	58	25	30	18	53	63	30	61	(Z)	90+
-	-	(Z)	(Z)	(Z)	(Z)	(Z)	(Z)	(Z)	(Z)	(Z)	UK
-	-	1	(Z)	(Z)	(Z)	(Z)	(Z)	(Z)	(Z)	(Z)	20139
-	-	(Z)	(Z)	(Z)	(Z)	(Z)	(Z)	(Z)	(Z)	(Z)	0-.5
(Z)	(Z)	-	(Z)	-	-	(Z)	(Z)	(Z)	(Z)	(Z)	.5-1
(Z)	(Z)	-	(Z)	10	6	-	-	-	-	-	1-5
-	-	-	-	-	-	-	-	-	-	-	5-10
-	-	-	-	-	-	-	-	-	-	-	10-20
1	(Z)	4	2	1	(Z)	-	-	-	-	-	20-30
-	-	-	-	-	-	-	-	-	-	-	30-60
-	-	35	15	-	-	-	-	-	-	-	60-90
39	10	18	8	19	12	52	62	30	60	-	90+
430	107	517	193	879	648	171	212	221	371	857	UK
-	-	(Z)	(Z)	(Z)	(Z)	-	-	(Z)	(Z)	-	2014
-	-	-	-	-	-	-	-	-	-	-	0-.5
4	1	2	1	5	4	1	1	-	-	-	.5-1
(Z)	(Z)	-	-	-	-	-	-	-	-	-	1-5
1	(Z)	1	(Z)	1	(Z)	-	-	1	2	-	5-10
2	(Z)	5	2	3	2	6	9	1	1	-	10-20
242	58	212	72	228	143	105	134	80	134	-	20-30
29	6	40	18	14	11	9	11	15	25	-	30-60
25	7	65	29	206	143	9	10	120	202	-	60-90
127	34	192	71	422	344	40	47	4	7	857	90+
18	5	133	43	124	90	42	48	33	54	370	UK
-	-	-	-	(Z)	(Z)	-	-	-	-	-	20141
-	-	-	-	4	4	-	-	-	-	-	0-.5
-	-	-	-	-	-	-	-	-	-	-	1-5
(Z)	(Z)	-	-	1	(Z)	-	-	-	-	-	5-10
2	(Z)	-	-	1	1	-	-	-	-	-	10-20
12	3	106	34	95	65	34	39	20	32	-	20-30
1	(Z)	3	1	1	1	8	9	5	8	-	30-60
4	-	-	-	-	-	-	-	8	13	-	60-90
-	-	24	8	22	19	-	-	-	-	-	90+
160	40	243	92	245	163	88	113	102	176	370	UK
-	-	(Z)	(Z)	(Z)	(Z)	-	-	(Z)	(Z)	-	20143
-	-	-	-	-	-	-	-	-	-	-	0-.5
1	(Z)	1	(Z)	(Z)	(Z)	1	1	-	-	-	.5-1
(Z)	(Z)	-	-	-	-	-	-	-	-	-	1-5
-	-	1	(Z)	-	-	-	-	-	-	-	5-10
-	-	1	(Z)	-	-	-	-	1	2	-	10-20

TABLE 3. SHIPMENTS BY MANUFACTURING ESTABLISHMENTS--COMMODITIES AND WEIGHT OF SHIPMENT BY DISTANCE SHIPPED: 1977--CON.

TCC CODE	COMMODITY AND WEIGHT OF SHIPMENT	ALL SHIPMENTS				TONS (THOUSANDS) AND TON-MILES (MILLIONS) BY DISTANCE OF SHIPMENT			
		TONS (THOU- SANDS) (A)	TON-MILES (MIL- LIONS) (B)	STANDARD ERRDR (PERCENT) FDR COLUMNS--		UNDER 100 MILES		100 TO 199 MILES	
				(A)	(B)	TONS	TON- MILES	TONS	TON- MILES
20143	GREASE AND INEDIBLE TALLOW								
	20,000 TO 29,999 POUNDS	80	7	48	56	67	3	6	1
	30,000 TO 59,999 POUNDS	1 375	360	22	38	659	30	289	42
	60,000 TO 89,999 POUNDS	59	22	66	70	6	(Z)	-	-
	90,000 POUNDS AND OVER	603	206	44	38	391	14	17	3
	SHIPMENT WEIGHT UNKNOWN	1 792	136	55	40	1 305	51	59	7
20144	ANIMAL REFUSE, TANKAGE, MEAT MEAL, DRIED BLOOD, ETC.	3 417	774	27	25	1 911	73	376	51
	UNDER 500 POUNDS	(Z)	(Z)	97	67	(Z)	(Z)	1	-
	1,000 TO 4,999 POUNDS	33	2	76	47	28	1	1	(Z)
	5,000 TO 9,999 POUNDS	18	1	46	57	17	(Z)	2	(Z)
	10,000 TO 19,999 POUNDS	109	4	46	49	104	3	5	(Z)
	20,000 TO 29,999 POUNDS	171	14	42	68	165	5	-	-
	30,000 TO 59,999 POUNDS	1 273	139	24	26	896	39	238	31
	60,000 TO 89,999 POUNDS	93	16	41	35	67	3	13	2
	90,000 POUNDS AND OVER	687	207	60	60	404	16	64	8
	SHIPMENT WEIGHT UNKNOWN	1 034	392	24	31	230	6	57	9
20149	ANIMAL BYPRODUCTS, INEDIBLE, NEC	729	69	57	37	606	11	12	2
	UNDER 500 POUNDS	33	1	97	98	33	1	(Z)	(Z)
	500 TO 999 POUNDS	16	(Z)	99	96	16	(Z)	-	-
	1,000 TO 4,999 POUNDS	45	(Z)	89	59	45	(Z)	(Z)	(Z)
	5,000 TO 9,999 POUNDS	(Z)	(Z)	100	100	(Z)	(Z)	-	-
	10,000 TO 19,999 POUNDS	63	2	86	75	60	2	3	(Z)
	20,000 TO 29,999 POUNDS	18	2	43	71	14	(Z)	3	(Z)
	30,000 TO 59,999 POUNDS	109	13	49	38	77	2	1	(Z)
	60,000 TO 89,999 POUNDS	26	19	61	77	2	(Z)	-	-
	90,000 POUNDS AND OVER	115	6	74	68	113	2	-	-
	SHIPMENT WEIGHT UNKNOWN	305	26	93	48	247	4	5	1
2015	DRESSED POULTRY AND SMALL GAME: FRESH, CHILLED	4 614	1 768	10	14	1 073	51	656	99
	UNDER 500 POUNDS	67	3	66	61	64	3	2	(Z)
	500 TO 999 POUNDS	52	3	59	58	48	2	3	(Z)
	1,000 TO 4,999 POUNDS	325	32	63	50	263	10	32	4
	5,000 TO 9,999 POUNDS	176	57	21	43	71	5	39	6
	10,000 TO 19,999 POUNDS	535	205	20	30	136	5	125	19
	20,000 TO 29,999 POUNDS	1 244	557	15	18	145	8	149	25
	30,000 TO 59,999 POUNDS	1 879	803	11	14	259	18	286	42
	60,000 TO 89,999 POUNDS	8	2	85	59	6	(Z)	-	-
	90,000 POUNDS AND OVER	52	2	46	56	47	(Z)	3	1
	SHIPMENT WEIGHT UNKNOWN	276	104	42	45	33	2	16	3
20151	DRESSED POULTRY AND SMALL GAME: FRESH, CHILLED	4 445	1 755	10	14	918	43	648	98
	UNDER 500 POUNDS	67	3	66	61	64	3	2	(Z)
	500 TO 999 POUNDS	52	3	59	58	48	2	3	(Z)
	1,000 TO 4,999 POUNDS	324	32	64	50	262	10	32	4
	5,000 TO 9,999 POUNDS	171	55	20	42	67	3	39	6
	10,000 TO 19,999 POUNDS	522	205	20	30	123	5	125	19
	20,000 TO 29,999 POUNDS	1 244	557	15	18	145	8	149	25
	30,000 TO 59,999 POUNDS	1 781	795	12	15	169	11	279	41
	60,000 TO 89,999 POUNDS	1	1	69	69	-	-	-	-
	90,000 POUNDS AND OVER	11	2	52	57	6	(Z)	3	1
	SHIPMENT WEIGHT UNKNOWN	273	101	42	46	33	2	16	3
20158	POULTRY AND SMALL GAME BYPRODUCTS: FRESH, CHILLED	169	13	47	50	156	8	8	1
	UNDER 500 POUNDS	(Z)	(Z)	94	84	(Z)	(Z)	(Z)	(Z)
	500 TO 999 POUNDS	(Z)	(Z)	100	100	-	-	-	-
	1,000 TO 4,999 POUNDS	1	(Z)	100	100	1	(Z)	(Z)	(Z)
	5,000 TO 9,999 POUNDS	5	1	71	92	4	(Z)	(Z)	(Z)
	10,000 TO 19,999 POUNDS	13	(Z)	86	89	13	(Z)	-	-
	20,000 TO 29,999 POUNDS	98	8	73	82	90	7	8	1
	30,000 TO 59,999 POUNDS	6	(Z)	100	100	6	(Z)	-	-
	60,000 TO 89,999 POUNDS	41	(Z)	100	100	41	(Z)	-	-
	90,000 POUNDS AND OVER	4	3	100	100	-	-	-	-
	SHIPMENT WEIGHT UNKNOWN	4	3	100	100	-	-	-	-
2016	DRESSED POULTRY AND SMALL GAME, FRESH-FROZEN	1 797	849	31	37	529	22	177	24
	UNDER 500 POUNDS	12	1	34	34	10	(Z)	1	(Z)
	500 TO 999 POUNDS	17	4	36	24	6	(Z)	2	(Z)
	1,000 TO 4,999 POUNDS	104	40	24	34	27	1	19	2
	5,000 TO 9,999 POUNDS	142	57	27	36	43	2	29	4
	10,000 TO 19,999 POUNDS	159	107	36	41	30	2	26	4
	20,000 TO 29,999 POUNDS	167	65	42	40	79	4	22	3
	30,000 TO 59,999 POUNDS	601	363	32	41	142	9	42	6
	60,000 TO 89,999 POUNDS	13	17	100	100	-	-	-	-
	SHIPMENT WEIGHT UNKNOWN	581	194	55	66	192	5	36	5
20161	DRESSED POULTRY AND SMALL GAME, FRESH-FROZEN	1 637	801	33	38	449	19	150	20
	UNDER 500 POUNDS	10	1	31	34	8	(Z)	1	(Z)
	500 TO 999 POUNDS	15	4	26	23	4	(Z)	2	(Z)
	1,000 TO 4,999 POUNDS	104	40	23	35	26	1	19	2
	5,000 TO 9,999 POUNDS	141	56	27	37	43	2	29	4
	10,000 TO 19,999 POUNDS	159	107	36	41	30	2	26	4
	20,000 TO 29,999 POUNDS	125	64	39	40	38	2	22	3
	30,000 TO 59,999 POUNDS	498	320	33	44	116	8	15	2
	60,000 TO 89,999 POUNDS	13	17	100	100	-	-	-	-
	SHIPMENT WEIGHT UNKNOWN	573	192	56	66	186	4	36	5
20168	POULTRY AND SMALL GAME BYPRODUCTS, FRESH-FROZEN	160	48	73	53	80	3	27	4
	UNDER 500 POUNDS	3	(Z)	67	66	3	(Z)	-	-
	500 TO 999 POUNDS	2	(Z)	100	100	2	(Z)	-	-
	1,000 TO 4,999 POUNDS	1	(Z)	100	100	1	(Z)	-	-
	5,000 TO 9,999 POUNDS	1	1	100	100	-	-	-	-
	10,000 TO 19,999 POUNDS	41	2	100	100	41	2	-	-
	20,000 TO 29,999 POUNDS	104	43	80	60	27	1	27	4
	30,000 TO 59,999 POUNDS	8	2	71	83	6	(Z)	(Z)	(Z)
	SHIPMENT WEIGHT UNKNOWN	8	2	71	83	6	(Z)	(Z)	(Z)
2017	PROCESSED POULTRY, SMALL GAME, AND EGGS	723	271	18	22	218	7	118	18

TONS (THOUSANDS) AND TON-MILES (MILLIONS) BY DISTANCE OF SHIPMENT--CON.

200 TO 299 MILES		300 TO 499 MILES		500 TO 999 MILES		1,000 TO 1,499 MILES		1,500 MILES AND OVER		MILEAGE UNKNOWN	TCC CODE AND WT.
TONS	TON-MILES	TONS	TON-MILES	TONS	TON-MILES	TONS	TON-MILES	TONS	TON-MILES	TONS	
-	-	5	2	2	1	-	-	-	-	-	20143
132	33	65	21	118	67	66	89	46	79	-	20-30
13	3	37	17	2	1	-	-	-	-	-	30-60
3	1	38	17	95	72	4	4	55	96	-	60-90
9	3	96	34	29	21	18	19	-	-	275	90+ UK
177	42	122	51	509	394	41	50	69	112	212	20144
-	-	-	-	(Z)	(Z)	-	-	-	-	-	0-.5
3	1	1	(Z)	(Z)	(Z)	-	-	-	-	-	1-5
(Z)	(Z)	-	-	(Z)	(Z)	-	-	-	-	-	5-10
-	-	-	-	-	(Z)	-	-	-	-	-	10-20
86	20	23	10	15	11	5	6	14	23	-	20-30
(Z)	(Z)	-	-	12	9	1	2	-	-	-	30-60
18	5	27	12	112	71	6	7	55	89	-	60-90
69	17	72	29	371	303	22	27	-	-	212	90+ UK
75	20	19	8	(Z)	(Z)	-	-	17	28	-	20149
-	-	-	-	-	-	-	-	-	-	-	0-.5
-	-	-	-	-	-	-	-	-	-	-	.5-1
-	-	-	-	-	-	-	-	-	-	-	1-5
-	-	-	-	-	-	-	-	-	-	-	5-10
12	3	18	8	-	-	-	-	1	1	-	10-20
15	3	-	-	-	-	-	-	-	-	-	20-30
-	-	-	-	-	-	-	-	10	16	-	30-60
48	14	(Z)	(Z)	(Z)	(Z)	-	-	2	3	-	60-90
-	-	-	-	-	-	-	-	4	7	-	90+ UK
468	118	1 010	384	998	633	268	343	80	139	61	2015
1	(Z)	1	(Z)	(Z)	(Z)	-	-	-	-	-	0-.5
-	-	(Z)	(Z)	(Z)	(Z)	-	-	-	-	-	.5-1
3	1	5	2	20	13	2	2	(Z)	1	-	1-5
19	5	17	6	10	7	13	2	8	1	-	5-10
65	16	84	32	58	38	50	18	17	12	-	10-20
132	33	384	146	324	200	95	68	17	28	-	20-30
239	61	464	176	490	313	105	120	15	25	-	30-60
-	-	-	-	-	-	1	131	35	62	-	60-90
-	-	2	1	-	-	1	1	-	-	-	90+
10	3	53	21	95	62	2	3	6	11	61	UK
468	118	1 010	384	993	629	268	343	80	139	61	20151
1	(Z)	1	(Z)	(Z)	(Z)	-	-	-	-	-	0-.5
-	-	(Z)	(Z)	(Z)	(Z)	-	-	-	-	-	.5-1
3	1	5	2	20	13	2	2	(Z)	1	-	1-5
19	5	17	6	8	5	13	18	8	1	-	5-10
65	16	84	32	58	38	50	68	17	12	-	10-20
132	33	384	146	324	200	95	68	17	28	-	20-30
239	61	464	176	490	313	105	120	15	25	-	30-60
-	-	-	-	-	-	1	131	35	62	-	60-90
-	-	2	1	-	-	1	1	-	-	-	90+
10	3	53	21	91	59	2	3	6	11	61	UK
-	-	-	-	5	4	-	-	-	-	-	20158
-	-	-	-	(Z)	(Z)	-	-	-	-	-	0-.5
-	-	-	-	(Z)	(Z)	-	-	-	-	-	.5-1
-	-	-	-	1	1	-	-	-	-	-	1-5
-	-	-	-	(Z)	(Z)	-	-	-	-	-	5-10
-	-	-	-	-	-	-	-	-	-	-	10-20
-	-	-	-	-	-	-	-	-	-	-	20-30
-	-	-	-	-	-	-	-	-	-	-	30-60
-	-	-	-	-	-	-	-	-	-	-	60-90
-	-	-	-	4	3	-	-	-	-	-	90+ UK
280	73	135	53	400	279	180	225	97	173	-	2016
(Z)	(Z)	(Z)	(Z)	1	1	(Z)	(Z)	-	-	-	0-.5
3	1	4	1	2	1	-	-	(Z)	(Z)	-	.5-1
17	4	16	6	14	11	10	12	2	3	-	1-5
15	4	10	4	26	17	13	16	6	11	-	5-10
23	6	5	2	31	22	25	35	19	37	-	10-20
-	-	23	9	17	13	13	15	13	22	-	20-30
51	12	60	25	174	129	105	131	28	50	-	30-60
-	-	-	-	2	2	8	9	3	7	-	60-90
171	46	17	6	133	82	7	7	26	43	-	90+ UK
269	70	135	53	365	252	179	223	92	163	-	20161
(Z)	(Z)	(Z)	(Z)	1	1	(Z)	(Z)	-	-	-	0-.5
3	1	4	1	2	1	-	-	(Z)	(Z)	-	.5-1
17	4	16	6	14	11	10	12	2	3	-	1-5
15	4	10	4	26	17	12	14	6	11	-	5-10
23	6	5	2	31	22	25	35	19	37	-	10-20
-	-	23	9	17	13	13	15	13	22	-	20-30
40	10	60	25	140	104	105	131	22	40	-	30-60
-	-	-	-	2	2	8	9	3	7	-	60-90
171	46	16	6	132	81	7	7	26	43	-	90+ UK
11	2	1	(Z)	35	26	1	2	6	10	-	20168
-	-	-	-	-	-	-	-	-	-	-	0-.5
-	-	-	-	-	-	-	-	-	-	-	.5-1
-	-	-	-	-	-	-	-	-	-	-	1-5
-	-	-	-	-	-	1	1	-	-	-	5-10
11	2	-	-	-	-	-	-	-	-	-	10-20
-	-	1	(Z)	33	25	-	-	6	10	-	20-30
65	16	110	45	162	122	(Z)	(Z)	-	-	-	30-60 UK



TABLE 3. SHIPMENTS BY MANUFACTURING ESTABLISHMENTS--COMMODITIES AND WEIGHT OF SHIPMENT BY DISTANCE SHIPPED: 1977--CON.

TCC CODE	COMMODITY AND WEIGHT OF SHIPMENT	ALL SHIPMENTS				TONS (THOUSANDS) AND TON-MILES (MILLIONS) BY DISTANCE OF SHIPMENT			
		TONS (THOUSANDS) (A)	TON-MILES (MILLIONS) (B)	STANDARD ERROR (PERCENT) FOR COLUMNS--		UNDER 100 MILES		100 TO 199 MILES	
				(A)	(B)	TONS	TON-MILES	TONS	TON-MILES
2017	PROCESSED POULTRY, SMALL GAME, AND EGGS.								
	UNDER 500 POUNDS . . . . .	8	1	35	34	5	(Z)	1	(Z)
	500 TO 999 POUNDS . . . . .	15	4	38	41	3	(Z)	5	1
	1,000 TO 4,999 POUNDS . . . . .	69	22	33	29	20	1	9	1
	5,000 TO 9,999 POUNDS . . . . .	47	11	36	41	25	1	10	2
	10,000 TO 19,999 POUNDS . . . . .	73	33	29	35	22	1	3	(Z)
	20,000 TO 29,999 POUNDS . . . . .	52	12	35	29	26	1	(Z)	(Z)
	30,000 TO 59,999 POUNDS . . . . .	209	109	38	42	32	1	14	2
	SHIPMENT WEIGHT UNKNOWN . . . . .	250	78	37	33	85	2	77	11
20171	CANNED POULTRY AND SMALL GAME.	357	158	19	21	141	6	16	3
	UNDER 500 POUNDS . . . . .	1	(Z)	44	66	1	(Z)	(Z)	(Z)
	500 TO 999 POUNDS . . . . .	3	2	37	46	1	(Z)	-	-
	1,000 TO 4,999 POUNDS . . . . .	37	16	35	34	13	1	3	(Z)
	5,000 TO 9,999 POUNDS . . . . .	35	10	41	44	15	1	9	2
	10,000 TO 19,999 POUNDS . . . . .	51	25	30	36	16	1	3	(Z)
	20,000 TO 29,999 POUNDS . . . . .	32	9	20	31	13	(Z)	(Z)	(Z)
	30,000 TO 59,999 POUNDS . . . . .	68	31	15	29	31	1	1	(Z)
	SHIPMENT WEIGHT UNKNOWN . . . . .	130	64	34	33	51	2	1	(Z)
20172	EGGS: CANNED, DRIED, FROZEN, LIQUID.	366	113	27	40	77	1	101	15
	UNDER 500 POUNDS . . . . .	7	1	41	40	4	(Z)	1	(Z)
	500 TO 999 POUNDS . . . . .	12	2	51	68	2	(Z)	5	1
	1,000 TO 4,999 POUNDS . . . . .	32	6	57	41	6	(Z)	6	1
	5,000 TO 9,999 POUNDS . . . . .	12	1	68	79	10	(Z)	1	(Z)
	10,000 TO 19,999 POUNDS . . . . .	22	7	62	51	6	(Z)	-	-
	20,000 TO 29,999 POUNDS . . . . .	20	3	68	54	14	(Z)	-	-
	30,000 TO 59,999 POUNDS . . . . .	142	78	49	51	1	(Z)	13	2
	SHIPMENT WEIGHT UNKNOWN . . . . .	121	15	53	65	34	(Z)	75	11
202	DAIRY PRODUCTS . . . . .	44 372	6 322	18	47	28 094	765	6 058	910
	UNDER 500 POUNDS . . . . .	905	31	29	29	821	15	66	8
	500 TO 999 POUNDS . . . . .	684	38	33	38	592	15	71	10
	1,000 TO 4,999 POUNDS . . . . .	1 989	187	29	22	1 621	41	161	21
	5,000 TO 9,999 POUNDS . . . . .	1 518	186	56	32	954	24	343	45
	10,000 TO 19,999 POUNDS . . . . .	891	167	23	19	474	19	173	25
	20,000 TO 29,999 POUNDS . . . . .	3 761	332	22	16	3 058	106	388	51
	30,000 TO 59,999 POUNDS . . . . .	5 542	1 379	20	15	2 944	110	721	110
	60,000 TO 89,999 POUNDS . . . . .	266	121	25	31	55	3	28	4
	90,000 POUNDS AND OVER . . . . .	1 129	596	65	37	336	21	217	37
	SHIPMENT WEIGHT UNKNOWN . . . . .	27 686	3 285	27	68	17 240	410	3 890	599
20211	CREAMERY BUTTER *	602	174	24	24	240	7	83	12
	UNDER 500 POUNDS . . . . .	13	1	38	88	12	(Z)	1	(Z)
	500 TO 999 POUNDS . . . . .	3	1	67	86	1	(Z)	(Z)	(Z)
	1,000 TO 4,999 POUNDS . . . . .	34	8	60	81	18	(Z)	3	(Z)
	5,000 TO 9,999 POUNDS . . . . .	41	13	54	65	4	(Z)	4	1
	10,000 TO 19,999 POUNDS . . . . .	21	6	37	32	5	(Z)	9	1
	20,000 TO 29,999 POUNDS . . . . .	25	13	25	32	6	(Z)	3	(Z)
	30,000 TO 59,999 POUNDS . . . . .	273	85	50	45	106	3	34	5
	60,000 TO 89,999 POUNDS . . . . .	8	6	48	66	1	(Z)	2	(Z)
	90,000 POUNDS AND OVER . . . . .	22	20	45	40	2	(Z)	-	-
	SHIPMENT WEIGHT UNKNOWN . . . . .	162	23	29	45	85	3	28	4
2023	CONDENSED, EVAPORATED, AND DRY MILK.	3 373	1 072	13	19	1 075	43	584	88
	UNDER 500 POUNDS . . . . .	106	9	60	51	67	2	31	4
	500 TO 999 POUNDS . . . . .	89	7	66	63	68	3	19	3
	1,000 TO 4,999 POUNDS . . . . .	157	27	52	50	98	6	32	5
	5,000 TO 9,999 POUNDS . . . . .	54	24	41	67	11	1	4	(Z)
	10,000 TO 19,999 POUNDS . . . . .	73	26	24	32	26	1	8	1
	20,000 TO 29,999 POUNDS . . . . .	165	45	28	54	48	2	74	10
	30,000 TO 59,999 POUNDS . . . . .	1 086	425	25	33	277	13	237	36
	60,000 TO 89,999 POUNDS . . . . .	148	76	35	43	26	2	9	1
	90,000 POUNDS AND OVER . . . . .	252	183	43	55	53	4	19	2
	SHIPMENT WEIGHT UNKNOWN . . . . .	1 244	249	19	26	400	10	158	26
20231	DRY MILK PRODUCTS . . . . .	1 595	617	18	15	271	14	321	50
	UNDER 500 POUNDS . . . . .	3	2	45	65	(Z)	(Z)	(Z)	(Z)
	500 TO 999 POUNDS . . . . .	2	1	38	36	1	(Z)	(Z)	(Z)
	1,000 TO 4,999 POUNDS . . . . .	22	11	64	76	4	(Z)	9	1
	5,000 TO 9,999 POUNDS . . . . .	45	25	48	73	10	1	1	(Z)
	10,000 TO 19,999 POUNDS . . . . .	40	17	30	37	13	1	3	(Z)
	20,000 TO 29,999 POUNDS . . . . .	111	40	34	56	12	1	57	8
	30,000 TO 59,999 POUNDS . . . . .	520	213	28	29	121	5	87	14
	60,000 TO 89,999 POUNDS . . . . .	119	63	40	48	22	2	9	1
	90,000 POUNDS AND OVER . . . . .	122	56	53	42	14	1	19	2
	SHIPMENT WEIGHT UNKNOWN . . . . .	612	189	33	37	75	4	136	23
20233	EVAPORATED AND CONDENSED MILK PRODUCTS	772	332	36	42	239	12	132	19
	UNDER 500 POUNDS . . . . .	1	(Z)	29	39	(Z)	(Z)	(Z)	(Z)
	500 TO 999 POUNDS . . . . .	2	(Z)	40	57	1	(Z)	-	-
	1,000 TO 4,999 POUNDS . . . . .	8	2	48	73	4	(Z)	(Z)	(Z)
	5,000 TO 9,999 POUNDS . . . . .	(Z)	(Z)	100	100	-	-	-	-
	10,000 TO 19,999 POUNDS . . . . .	24	8	46	62	11	(Z)	-	-
	20,000 TO 29,999 POUNDS . . . . .	29	1	46	27	1	1	1	(Z)
	30,000 TO 59,999 POUNDS . . . . .	520	170	40	52	153	7	127	18
	60,000 TO 89,999 POUNDS . . . . .	24	12	60	100	-	-	-	-
	90,000 POUNDS AND OVER . . . . .	130	126	60	84	40	3	-	-
	SHIPMENT WEIGHT UNKNOWN . . . . .	34	10	50	60	3	(Z)	4	1
20234	ICE CREAM MIX, ICE MILK MIX.	1 006	124	24	36	565	17	131	19
	UNDER 500 POUNDS . . . . .	102	7	64	68	67	2	30	4
	500 TO 999 POUNDS . . . . .	85	6	71	70	66	3	19	3
	1,000 TO 4,999 POUNDS . . . . .	128	14	74	81	90	6	23	3
	5,000 TO 9,999 POUNDS . . . . .	9	2	83	93	1	(Z)	1	(Z)
	10,000 TO 19,999 POUNDS . . . . .	9	1	71	84	2	(Z)	1	(Z)
	20,000 TO 29,999 POUNDS . . . . .	24	3	69	69	9	1	15	2

TONS (THOUSANDS) AND TON-MILES (MILLIONS) BY DISTANCE OF SHIPMENT--CON.

200 TO 299 MILES		300 TO 499 MILES		500 TO 999 MILES		1,000 TO 1,499 MILES		1,500 MILES AND OVER		MILEAGE UNKNOWN	TCC CODE AND WT.
TONS	TON-MILES	TONS	TON-MILES	TONS	TON-MILES	TONS	TON-MILES	TONS	TON-MILES	TONS	
2	1	-	-	(Z)	(Z)	(Z)	(Z)	(Z)	(Z)	-	2017
5	1	(Z)	(Z)	2	2	(Z)	(Z)	(Z)	(Z)	-	0-.5
21	5	4	1	13	9	1	1	2	3	-	.5-1
1	(Z)	3	1	6	4	1	1	1	2	-	1-5
-	-	27	11	17	11	1	1	3	8	-	5-10
3	1	14	5	9	6	(Z)	(Z)	-	-	-	10-20
28	8	40	18	85	67	8	10	3	4	-	20-30
4	1	22	8	30	23	23	27	2	5	7	30-60
16	4	54	21	89	65	30	37	11	22	-	UK
(Z)	(Z)	-	-	(Z)	(Z)	-	-	(Z)	(Z)	-	20171
-	-	-	-	2	2	(Z)	(Z)	(Z)	(Z)	-	0-.5
2	1	4	1	13	9	(Z)	(Z)	(Z)	(Z)	-	.5-1
1	(Z)	3	1	6	4	1	1	2	3	-	1-5
-	-	15	6	13	9	1	1	1	2	-	5-10
3	1	9	3	7	4	(Z)	(Z)	3	8	-	10-20
5	2	1	(Z)	22	17	5	7	-	-	-	20-30
4	1	22	8	26	20	23	27	3	4	-	30-60
-	-	-	-	-	-	-	-	2	5	-	UK
49	12	56	25	73	57	3	3	-	-	7	20172
2	1	-	-	(Z)	(Z)	(Z)	(Z)	-	-	-	0-.5
5	1	(Z)	(Z)	(Z)	(Z)	-	-	-	-	-	.5-1
19	4	(Z)	(Z)	(Z)	(Z)	(Z)	(Z)	-	-	-	1-5
-	-	(Z)	(Z)	(Z)	(Z)	(Z)	(Z)	-	-	-	5-10
-	-	12	5	4	3	-	-	-	-	-	10-20
-	-	5	2	2	1	-	-	-	-	-	20-30
23	6	39	17	63	50	2	3	-	-	-	30-60
-	-	-	-	4	3	-	-	-	-	7	UK
2 081	515	2 143	886	2 773	2 241	278	332	374	673	2 571	202
9	2	2	1	7	5	(Z)	(Z)	(Z)	(Z)	-	0-.5
4	1	6	2	10	7	2	2	1	1	-	.5-1
39	10	71	27	79	58	11	14	8	16	-	1-5
57	18	89	34	50	36	15	18	9	16	-	5-10
75	14	72	29	86	60	5	6	6	10	-	10-20
122	30	54	21	108	77	15	18	17	29	-	20-30
437	109	569	214	630	477	133	160	109	197	-	30-60
44	11	62	26	44	29	15	19	16	28	-	60-90
197	55	39	15	107	83	57	64	177	320	-	90+
1 097	264	1 179	517	1 653	1 409	26	32	31	55	2 571	UK
61	16	86	31	70	51	45	53	3	5	15	20211
(Z)	(Z)	(Z)	(Z)	(Z)	(Z)	-	-	-	-	-	0-.5
(Z)	(Z)	(Z)	(Z)	1	1	3	1	-	-	-	.5-1
1	(Z)	8	3	5	3	1	1	-	-	-	1-5
1	(Z)	29	10	2	2	(Z)	(Z)	-	-	-	5-10
3	1	1	(Z)	3	2	1	2	-	-	-	10-20
1	(Z)	2	1	9	7	2	7	-	-	-	20-30
44	11	27	9	38	27	23	26	1	2	-	30-60
(Z)	(Z)	-	-	-	-	4	6	2	3	-	60-90
-	-	2	1	5	4	12	14	-	-	-	90+
10	2	15	6	8	6	2	2	-	-	15	UK
347	86	402	151	493	354	85	101	139	250	245	2023
5	1	1	(Z)	2	1	(Z)	(Z)	(Z)	(Z)	-	0-.5
1	(Z)	1	(Z)	1	1	(Z)	(Z)	-	-	-	.5-1
3	1	15	5	2	2	6	8	(Z)	(Z)	-	1-5
18	5	3	1	5	4	14	16	-	-	-	5-10
11	3	2	1	28	20	1	1	-	-	-	10-20
5	1	14	5	12	8	4	5	7	12	-	20-30
90	22	179	66	212	152	48	56	43	80	-	30-60
30	8	35	16	31	21	-	-	16	28	-	60-90
54	15	11	4	44	32	-	-	71	126	-	90+
130	30	141	52	156	113	12	15	2	3	245	UK
220	57	254	95	301	213	72	87	62	100	92	20231
(Z)	(Z)	(Z)	(Z)	2	1	(Z)	(Z)	(Z)	(Z)	-	0-.5
(Z)	(Z)	(Z)	(Z)	(Z)	(Z)	(Z)	(Z)	-	-	-	.5-1
1	(Z)	1	1	1	1	(Z)	(Z)	-	-	-	1-5
11	3	3	1	5	4	6	8	(Z)	(Z)	-	5-10
4	1	2	1	18	13	14	16	-	-	-	10-20
4	1	13	5	12	8	1	1	-	-	-	20-30
80	20	67	25	113	81	4	5	7	12	-	30-60
23	6	27	12	23	14	36	42	16	26	-	60-90
54	15	11	4	4	4	-	-	16	28	-	90+
44	11	128	47	123	86	11	14	20	31	-	UK
34	9	128	49	166	118	11	13	58	111	4	20233
(Z)	(Z)	(Z)	(Z)	(Z)	(Z)	-	-	-	-	-	0-.5
(Z)	(Z)	(Z)	(Z)	(Z)	(Z)	-	-	-	-	-	.5-1
1	(Z)	(Z)	(Z)	2	1	-	-	-	-	-	1-5
-	-	-	-	(Z)	(Z)	-	-	-	-	-	5-10
2	1	-	-	10	7	-	-	-	-	-	10-20
1	(Z)	1	(Z)	-	-	-	-	-	-	-	20-30
10	3	112	42	99	71	11	13	7	17	-	30-60
7	2	8	4	8	7	-	-	-	-	-	60-90
-	-	-	-	40	29	-	-	51	95	-	90+
12	3	6	3	6	4	-	-	-	-	4	UK
93	20	21	7	27	23	1	1	19	38	149	20234
5	1	-	-	-	-	-	-	-	-	-	0-.5
-	-	-	-	-	-	-	-	-	-	-	.5-1
1	(Z)	14	5	-	-	-	-	-	-	-	1-5
7	1	-	-	-	-	-	-	-	-	-	5-10
5	1	-	-	-	-	-	-	-	-	-	10-20
-	-	-	-	-	-	-	-	-	-	-	20-30

DOCUMENT OF THE U.S. BUREAU OF ECONOMIC ANALYSIS

TABLE 3. SHIPMENTS BY MANUFACTURING ESTABLISHMENTS--COMMODITIES AND WEIGHT OF SHIPMENT BY DISTANCE SHIPPED: 1977--CON.

TCC CODE	COMMODITY AND WEIGHT OF SHIPMENT	ALL SHIPMENTS				TONS (THOUSANDS) AND TON-MILES (MILLIONS) BY DISTANCE OF SHIPMENT			
		TONS (THOU- SANDS) (A)	TON-MILES (MIL- LIONS) (B)	STANDARD ERRDR (PERCENT) FOR COLUMNS--		UNDER 100 MILES		100 TO 199 MILES	
				(A)	(B)	TONS	TON- MILES	TONS	TON- MILES
20234	ICE CREAM MIX, ICE MILK MIX.								
	30,000 TO 59,999 POUNDS.	46	42	72	96	3	(Z)	24	4
	60,000 TO 89,999 POUNDS.	5	(Z)	100	100	5	(Z)	-	-
	SHIPMENT WEIGHT UNKNOWN.	598	50	30	53	322	5	19	3
20241	ICE CREAM AND RELATED FROZEN DESSERTS *	2 709	299	20	26	1 645	44	537	73
	UNDER 500 POUNDS.	132	5	35	34	121	3	9	1
	500 TO 999 POUNDS.	79	2	45	51	77	2	2	(Z)
	1,000 TO 4,999 POUNDS.	82	6	25	29	61	2	14	2
	5,000 TO 9,999 POUNDS.	67	14	27	41	25	1	13	2
	10,000 TO 19,999 POUNDS.	88	18	36	47	24	2	37	5
	20,000 TO 29,999 POUNDS.	243	43	18	41	120	7	69	10
	30,000 TO 59,999 POUNDS.	175	60	47	44	26	2	91	13
	60,000 TO 89,999 POUNDS.	2	1	74	90	-	(Z)	-	-
	SHIPMENT WEIGHT UNKNOWN.	1 842	150	27	36	1 191	25	303	40
2025	CHEESE AND SPECIAL DAIRY PRODUCTS.	6 256	1 540	33	11	3 298	46	775	120
	UNDER 500 POUNDS.	175	8	35	43	158	3	12	2
	500 TO 999 POUNDS.	95	17	63	56	49	2	29	4
	1,000 TO 4,999 POUNDS.	186	101	27	27	21	1	23	4
	5,000 TO 9,999 POUNDS.	165	65	31	38	61	1	14	2
	10,000 TO 19,999 POUNDS.	197	79	22	32	29	1	44	7
	20,000 TO 29,999 POUNDS.	247	97	20	20	51	1	50	7
	30,000 TO 59,999 POUNDS.	1 347	658	17	16	201	10	168	26
	60,000 TO 89,999 POUNDS.	43	22	42	32	3	(Z)	7	1
	90,000 POUNDS AND OVER	285	178	32	28	3	(Z)	16	3
	SHIPMENT WEIGHT UNKNOWN.	3 517	317	59	27	2 722	26	411	65
20251	CHEESE	2 638	1 162	13	10	603	17	356	53
	UNDER 500 POUNDS.	25	4	35	46	18	1	3	(Z)
	500 TO 999 POUNDS.	27	11	39	50	10	(Z)	2	(Z)
	1,000 TO 4,999 POUNDS.	169	92	28	29	18	1	22	3
	5,000 TO 9,999 POUNDS.	145	55	30	19	59	1	14	2
	10,000 TO 19,999 POUNDS.	168	66	15	15	20	1	41	6
	20,000 TO 29,999 POUNDS.	240	93	22	21	50	1	48	7
	30,000 TO 59,999 POUNDS.	1 188	560	20	14	186	9	160	25
	60,000 TO 89,999 POUNDS.	31	17	28	35	-	-	4	1
	90,000 POUNDS AND OVER	177	143	28	33	3	(Z)	9	1
	SHIPMENT WEIGHT UNKNOWN.	468	122	44	44	238	3	54	7
20252	CHOTTAGE CHEESE	918	106	38	59	480	10	349	57
	UNDER 500 POUNDS.	74	2	41	58	65	1	8	1
	500 TO 999 POUNDS.	12	1	45	45	12	1	(Z)	(Z)
	1,000 TO 4,999 POUNDS.	5	4	64	70	(Z)	(Z)	1	(Z)
	5,000 TO 9,999 POUNDS.	7	4	75	93	2	(Z)	(Z)	(Z)
	10,000 TO 19,999 POUNDS.	20	9	71	95	6	(Z)	3	(Z)
	20,000 TO 29,999 POUNDS.	6	4	69	88	(Z)	(Z)	2	(Z)
	30,000 TO 59,999 POUNDS.	24	16	75	94	4	(Z)	2	(Z)
	60,000 TO 89,999 POUNDS.	7	1	100	100	3	(Z)	4	1
	90,000 POUNDS AND OVER	7	1	100	100	-	-	7	1
	SHIPMENT WEIGHT UNKNOWN.	756	67	49	80	386	8	322	53
20259	SPECIAL DAIRY PRODUCTS, NEC.	2 698	271	74	36	2 215	19	70	10
	UNDER 500 POUNDS.	76	1	48	55	75	1	1	(Z)
	500 TO 999 POUNDS.	55	5	85	73	27	1	27	4
	1,000 TO 4,999 POUNDS.	11	6	82	79	3	(Z)	1	(Z)
	5,000 TO 9,999 POUNDS.	11	6	93	95	(Z)	(Z)	-	-
	10,000 TO 19,999 POUNDS.	9	4	66	69	2	(Z)	-	-
	20,000 TO 29,999 POUNDS.	(Z)	(Z)	100	100	(Z)	(Z)	-	-
	30,000 TO 59,999 POUNDS.	135	81	66	87	10	(Z)	6	1
	60,000 TO 89,999 POUNDS.	5	5	100	100	-	-	-	-
	90,000 POUNDS AND OVER	102	34	88	72	-	-	-	-
	SHIPMENT WEIGHT UNKNOWN.	2 293	128	85	48	2 098	16	35	5
2026	PROCESSED WHOLE MILK, SKIM MILK, CREAM, ETC.	35 780	2 974	23	68	26 755	748	3 733	561
	UNDER 500 POUNDS.	589	11	37	37	570	9	19	2
	500 TO 999 POUNDS.	515	13	38	51	485	9	30	4
	1,000 TO 4,999 POUNDS.	1 838	47	36	39	1 766	37	72	9
	5,000 TO 9,999 POUNDS.	1 333	66	70	86	1 008	24	325	42
	10,000 TO 19,999 POUNDS.	559	27	42	52	495	18	55	7
	20,000 TO 29,999 POUNDS.	3 750	149	39	46	3 452	109	284	34
	30,000 TO 59,999 POUNDS.	3 816	181	38	33	3 545	114	178	27
	60,000 TO 89,999 POUNDS.	15	2	100	100	3	(Z)	11	2
	90,000 POUNDS AND OVER	497	65	89	95	261	18	191	34
	SHIPMENT WEIGHT UNKNOWN.	22 869	2 415	31	76	15 169	410	2 568	400
20261	BULK FLUID MILK, SKIM MILK, CREAM.	11 249	1 809	54	89	6 151	203	2 178	357
	UNDER 500 POUNDS.	1	(Z)	100	100	1	(Z)	-	-
	500 TO 999 POUNDS.	17	(Z)	72	70	17	(Z)	-	-
	1,000 TO 4,999 POUNDS.	32	1	60	51	32	1	(Z)	(Z)
	5,000 TO 9,999 POUNDS.	12	(Z)	61	50	11	(Z)	1	(Z)
	10,000 TO 19,999 POUNDS.	60	3	63	52	54	1	-	-
	20,000 TO 29,999 POUNDS.	2 561	77	56	38	2 544	70	4	(Z)
	30,000 TO 59,999 POUNDS.	689	94	29	34	423	28	174	27
	60,000 TO 89,999 POUNDS.	3	(Z)	100	100	3	(Z)	-	-
	90,000 POUNDS AND OVER	107	10	57	66	94	7	-	-
	SHIPMENT WEIGHT UNKNOWN.	7 766	1 624	61	93	2 972	96	1 999	329
20262	PACKAGE (GLASS, PAPER) FLUID MILK, SKIM MILK, CREAM	22 719	1 093	19	35	19 467	505	1 463	192
	UNDER 500 POUNDS.	461	7	43	47	443	6	18	2
	500 TO 999 POUNDS.	385	6	36	37	381	6	5	1
	1,000 TO 4,999 POUNDS.	1 653	37	38	40	1 608	31	44	6
	5,000 TO 9,999 POUNDS.	1 321	65	71	86	997	24	324	42
	10,000 TO 19,999 POUNDS.	496	23	54	68	441	17	55	7
	20,000 TO 29,999 POUNDS.	1 183	72	48	60	907	39	276	33
	30,000 TO 59,999 POUNDS.	3 116	86	57	59	3 114	86	-	-
	60,000 TO 89,999 POUNDS.	11	2	100	100	-	-	11	2





TABLE 3. SHIPMENTS BY MANUFACTURING ESTABLISHMENTS--COMMODITIES AND WEIGHT OF SHIPMENT BY DISTANCE SHIPPED: 1977--CON.

TCC CODE	COMMODITY AND WEIGHT OF SHIPMENT	ALL SHIPMENTS				TONS (THOUSANDS) AND TON-MILES (MILLIONS) BY DISTANCE OF SHIPMENT			
		TONS (THOU- SANDS) (A)	TON-MILES (MIL- LIONS) (B)	STANDARD ERROR (PERCENT) FOR COLUMNS--		UNDER 100 MILES		100 TO 199 MILES	
				(A)	(B)	TONS	TON- MILES	TONS	TON- MILES
20262	PACKAGE (GLASS, PAPER) FLUID MILK, SKIM MILK, CREAM . . . . .								
	90,000 POUNDS AND OVER . . . . .	389	55	100	100	167	12	191	34
	SHIPMENT WEIGHT UNKNOWN . . . . .	13 703	740	24	47	11 408	287	538	67
20264	BUTTERMILK, CHOCOLATE MILK, FLAVORED MILK DRINKS . . . . .	1 812	72	22	33	1 138	40	92	12
	UNDER 500 POUNDS . . . . .	126	3	46	55	125	3	1	(2)
	500 TO 999 POUNDS . . . . .	113	7	77	79	88	3	25	3
	1,000 TO 4,999 POUNDS . . . . .	153	9	51	55	126	6	27	3
	10,000 TO 19,999 POUNDS . . . . .	3	1	100	100	-	-	(2)	(2)
	20,000 TO 29,999 POUNDS . . . . .	6	1	100	100	2	(Z)	4	1
	30,000 TO 59,999 POUNDS . . . . .	11	1	100	100	7	1	4	1
	SHIPMENT WEIGHT UNKNOWN . . . . .	1 400	50	21	35	789	27	31	4
203	CANNED AND PRESERVED FRUITS, VEGETABLES, SEAFOODS . . . . .	36 825	24 175	8	12	8 877	329	4 260	631
	UNDER 500 POUNDS . . . . .	164	61	17	23	74	3	23	3
	500 TO 999 POUNDS . . . . .	182	99	14	19	57	2	18	3
	1,000 TO 4,999 POUNDS . . . . .	1 368	743	14	18	358	15	174	25
	5,000 TO 9,999 POUNDS . . . . .	1 234	667	16	17	284	11	156	23
	10,000 TO 19,999 POUNDS . . . . .	2 150	1 222	14	18	441	20	270	40
	20,000 TO 29,999 POUNDS . . . . .	2 195	1 108	13	11	503	22	291	44
	30,000 TO 59,999 POUNDS . . . . .	11 191	5 856	8	10	3 324	118	1 326	202
	60,000 TO 89,999 POUNDS . . . . .	2 056	2 406	11	15	137	5	106	16
	90,000 POUNDS AND OVER . . . . .	4 287	4 128	14	12	821	36	350	51
	SHIPMENT WEIGHT UNKNOWN . . . . .	11 999	7 886	18	34	2 879	97	1 545	224
2031	CANNED AND CURED SEAFOODS . . . . .	573	648	16	10	93	3	47	7
	UNDER 500 POUNDS . . . . .	3	1	34	26	1	(Z)	(2)	(2)
	500 TO 999 POUNDS . . . . .	5	4	30	35	2	(Z)	1	(2)
	1,000 TO 4,999 POUNDS . . . . .	32	26	36	35	7	(Z)	4	1
	5,000 TO 9,999 POUNDS . . . . .	28	36	34	33	1	(Z)	3	(2)
	10,000 TO 19,999 POUNDS . . . . .	56	68	41	28	16	(Z)	1	(2)
	20,000 TO 29,999 POUNDS . . . . .	42	31	59	41	21	1	1	(2)
	30,000 TO 59,999 POUNDS . . . . .	291	337	17	21	44	1	10	1
	60,000 TO 89,999 POUNDS . . . . .	19	30	30	34	1	(Z)	-	-
	90,000 POUNDS AND OVER . . . . .	54	104	23	24	-	-	6	1
	SHIPMENT WEIGHT UNKNOWN . . . . .	42	11	33	54	2	(Z)	20	4
20311	CANNED FISH AND OTHER SEAFOODS, INCL. SOUPS . . . . .	555	637	16	10	86	3	46	7
	UNDER 500 POUNDS . . . . .	1	1	28	32	(2)	(Z)	(2)	(2)
	500 TO 999 POUNDS . . . . .	3	3	34	35	(2)	(Z)	(2)	(2)
	1,000 TO 4,999 POUNDS . . . . .	23	22	41	33	3	(Z)	4	1
	5,000 TO 9,999 POUNDS . . . . .	28	36	34	33	1	(Z)	3	(2)
	10,000 TO 19,999 POUNDS . . . . .	56	67	41	29	16	(Z)	1	(2)
	20,000 TO 29,999 POUNDS . . . . .	42	30	59	42	21	1	1	(2)
	30,000 TO 59,999 POUNDS . . . . .	289	334	17	21	44	1	10	1
	60,000 TO 89,999 POUNDS . . . . .	19	30	30	34	1	(Z)	-	-
	90,000 POUNDS AND OVER . . . . .	54	104	23	24	-	-	6	1
	SHIPMENT WEIGHT UNKNOWN . . . . .	39	9	36	63	1	(Z)	20	4
20314	SMOKE, SALTE, PICKLE, AND ORIED SEAFOODS . . . . .	18	10	53	42	7	(Z)	2	(2)
	UNDER 500 POUNDS . . . . .	2	1	49	49	1	(Z)	(2)	(2)
	500 TO 999 POUNDS . . . . .	2	1	55	68	1	(Z)	(2)	(2)
	1,000 TO 4,999 POUNDS . . . . .	9	4	54	64	4	(Z)	(2)	(2)
	10,000 TO 19,999 POUNDS . . . . .	(Z)	(1)	100	100	-	-	-	-
	20,000 TO 29,999 POUNDS . . . . .	(Z)	(2)	100	100	-	-	-	-
	30,000 TO 59,999 POUNDS . . . . .	2	2	100	100	-	-	-	-
	SHIPMENT WEIGHT UNKNOWN . . . . .	3	2	99	100	1	(Z)	1	(2)
2032	CANNED SPECIALTIES . . . . .	4 843	1 850	9	10	1 159	48	885	130
	UNDER 500 POUNDS . . . . .	7	5	15	17	1	(Z)	1	(2)
	500 TO 999 POUNDS . . . . .	11	6	13	12	2	(Z)	2	(2)
	1,000 TO 4,999 POUNDS . . . . .	111	51	20	21	24	1	24	4
	5,000 TO 9,999 POUNDS . . . . .	166	57	17	23	34	2	34	5
	10,000 TO 19,999 POUNDS . . . . .	342	120	15	24	76	5	90	13
	20,000 TO 29,999 POUNDS . . . . .	288	99	19	22	75	5	75	11
	30,000 TO 59,999 POUNDS . . . . .	1 701	519	15	15	706	22	299	45
	60,000 TO 89,999 POUNDS . . . . .	319	168	11	17	17	2	26	4
	90,000 POUNDS AND OVER . . . . .	1 018	552	20	16	94	4	163	24
	SHIPMENT WEIGHT UNKNOWN . . . . .	879	274	23	33	129	6	172	25
20321	CANNED BABY FOODS . . . . .	720	392	35	32	35	2	156	24
	UNDER 500 POUNDS . . . . .	1	(2)	26	27	(2)	(Z)	(2)	(2)
	500 TO 999 POUNDS . . . . .	1	(2)	30	34	(2)	(Z)	(2)	(2)
	1,000 TO 4,999 POUNDS . . . . .	5	2	18	21	1	(Z)	2	(2)
	5,000 TO 9,999 POUNDS . . . . .	3	1	27	31	(2)	(Z)	2	(2)
	10,000 TO 19,999 POUNDS . . . . .	10	5	19	35	1	(Z)	4	1
	20,000 TO 29,999 POUNDS . . . . .	33	15	16	23	5	(Z)	9	1
	30,000 TO 59,999 POUNDS . . . . .	182	112	8	17	8	1	66	11
	60,000 TO 89,999 POUNDS . . . . .	30	41	49	61	-	-	2	(2)
	90,000 POUNDS AND OVER . . . . .	74	82	35	42	-	-	10	1
	SHIPMENT WEIGHT UNKNOWN . . . . .	381	135	53	59	20	1	61	9
20322	CANNED SOUPS, EXC. FROZEN AND SEAFOOD SOUPS . . . . .	1 548	532	5	5	327	19	216	31
	UNDER 500 POUNDS . . . . .	(2)	(2)	75	46	(2)	(Z)	-	-
	500 TO 999 POUNDS . . . . .	(2)	(2)	64	61	(2)	(Z)	-	-
	1,000 TO 4,999 POUNDS . . . . .	5	2	42	39	1	(Z)	1	(2)
	5,000 TO 9,999 POUNDS . . . . .	13	5	46	37	2	(Z)	4	(2)
	10,000 TO 19,999 POUNDS . . . . .	36	13	13	22	11	1	3	1
	20,000 TO 29,999 POUNDS . . . . .	66	15	10	17	25	1	14	2
	30,000 TO 59,999 POUNDS . . . . .	448	132	7	12	152	8	58	8
	60,000 TO 89,999 POUNDS . . . . .	190	78	15	17	13	1	10	1
	90,000 POUNDS AND OVER . . . . .	442	198	9	10	35	3	34	5
	SHIPMENT WEIGHT UNKNOWN . . . . .	347	91	13	15	88	5	91	14
20323	CANNED BEAN SPECIALTIES . . . . .	1 723	379	20	21	697	22	364	53
	UNDER 500 POUNDS . . . . .	2	1	21	17	(2)	(Z)	(2)	(2)
	500 TO 999 POUNDS . . . . .	5	3	21	24	1	(Z)	1	(2)

TONS (THOUSANDS) AND TON-MILES (MILLIONS) BY DISTANCE OF SHIPMENT--CON.

200 TO 299 MILES		300 TO 499 MILES		500 TO 999 MILES		1,000 TO 1,499 MILES		1,500 MILES AND OVER		MILEAGE UNKNOWN	TCC CODE AND NT.
TONS	TON-MILES	TONS	TON-MILES	TONS	TON-MILES	TONS	TON-MILES	TONS	TON-MILES	TONS	
31	9	-	-	-	-	-	-	-	-	-	20262
363	87	25	8	336	291	-	-	-	-	1 034	90+ UK
41	9	6	2	12	9	-	-	-	-	524	20264
-	-	-	-	-	-	-	-	-	-	-	0-.5
-	-	-	-	-	-	-	-	-	-	-	.5-1
(Z)	(Z)	-	-	-	-	-	-	-	-	-	1-5
2	1	-	-	-	-	-	-	-	-	-	10-20
-	-	-	-	-	-	-	-	-	-	-	20-30
-	-	-	-	-	-	-	-	-	-	-	30-60
38	9	6	2	12	9	-	-	-	-	524	UK
2 652	658	4 694	1 796	6 654	4 897	3 289	4 030	5 496	11 834	903	203
11	3	14	5	25	19	9	11	9	17	(Z)	0-.5
11	3	21	8	47	33	12	14	17	37	(Z)	.5-1
130	33	215	80	257	190	93	113	140	287	1	1-5
139	36	193	73	274	196	84	100	102	228	-	5-10
201	50	386	144	462	330	198	239	192	400	-	10-20
211	53	460	173	446	319	120	150	165	348	-	20-30
949	238	1 426	545	2 327	1 733	944	1 150	894	1 870	-	30-60
87	22	173	69	490	350	319	415	415	1 529	-	60-90
220	55	566	218	842	641	361	442	1 127	2 685	-	90+
692	167	1 241	482	1 484	1 087	1 149	1 396	2 107	4 433	903	UK
22	6	23	8	69	47	127	170	183	407	10	2031
(Z)	(Z)	(Z)	(Z)	(Z)	(Z)	(Z)	(Z)	(Z)	1	-	0-.5
(Z)	(Z)	(Z)	(Z)	1	1	1	1	1	2	-	.5-1
3	1	1	(Z)	5	3	5	6	7	15	-	1-5
-	-	-	1	2	3	5	6	12	26	-	5-10
1	(Z)	2	1	2	2	8	11	26	54	-	10-20
-	-	2	1	2	1	10	12	8	16	-	20-30
14	4	10	4	41	28	96	131	76	167	-	30-60
-	-	2	1	3	3	2	2	11	24	-	60-90
-	-	2	1	4	2	-	-	41	100	-	90+
3	1	(Z)	(Z)	5	3	(Z)	(Z)	1	2	10	UK
19	5	23	8	68	46	123	165	182	404	10	20311
(Z)	(Z)	(Z)	(Z)	(Z)	(Z)	(Z)	(Z)	(Z)	(Z)	-	0-.5
(Z)	(Z)	(Z)	(Z)	1	(Z)	(Z)	(Z)	1	2	-	.5-1
1	(Z)	1	(Z)	4	3	4	5	6	13	-	1-5
-	-	2	1	5	3	5	6	12	26	-	5-10
1	(Z)	2	1	2	2	8	10	26	54	-	10-20
-	-	2	1	2	1	9	12	8	16	-	20-30
14	4	10	4	41	28	94	129	76	167	-	30-60
-	-	2	1	3	3	2	2	11	24	-	60-90
-	-	2	1	4	2	-	-	41	100	-	90+
3	1	(Z)	(Z)	5	3	-	-	1	1	10	UK
2	1	(Z)	(Z)	1	1	4	5	2	3	(Z)	20314
(Z)	(Z)	(Z)	(Z)	(Z)	(Z)	(Z)	(Z)	(Z)	(Z)	-	0-.5
(Z)	(Z)	-	-	(Z)	(Z)	(Z)	(Z)	(Z)	(Z)	-	.5-1
2	(Z)	-	-	1	(Z)	1	1	1	2	-	1-5
-	-	-	-	-	-	(Z)	1	-	-	-	10-20
-	-	-	-	-	-	(Z)	-	-	-	-	20-30
-	-	(Z)	(Z)	-	-	2	2	-	-	-	30-60
-	-	(Z)	(Z)	(Z)	(Z)	(Z)	(Z)	1	1	(Z)	UK
700	174	931	358	753	497	115	142	253	503	46	2032
(Z)	(Z)	1	(Z)	2	1	1	1	1	1	(Z)	0-.5
1	(Z)	1	1	2	2	2	2	1	2	-	.5-1
17	4	14	5	16	11	8	10	8	16	-	1-5
34	8	30	11	23	15	8	9	3	7	-	5-10
57	15	60	22	32	20	11	14	16	31	-	10-20
38	10	37	14	45	28	10	13	9	18	-	20-30
158	39	231	87	190	134	53	66	64	127	-	30-60
59	15	118	48	69	44	5	5	25	50	-	60-90
134	33	249	97	265	177	6	7	107	210	-	90+
202	50	190	73	109	65	13	14	18	40	46	UK
132	32	186	73	97	59	27	31	86	172	1	20321
(Z)	(Z)	(Z)	(Z)	(Z)	(Z)	-	-	-	-	-	0-.5
(Z)	(Z)	(Z)	(Z)	(Z)	(Z)	-	-	-	-	-	.5-1
1	(Z)	1	(Z)	1	1	(Z)	(Z)	-	-	-	1-5
-	-	1	(Z)	1	(Z)	(Z)	(Z)	-	-	-	5-10
(Z)	(Z)	2	1	1	(Z)	-	-	2	4	-	10-20
1	(Z)	10	4	4	2	2	2	2	4	-	20-30
13	3	27	11	31	21	11	13	26	52	-	30-60
-	-	9	4	-	-	-	-	19	36	-	60-90
-	-	20	8	8	4	4	5	33	64	-	90+
116	28	116	45	52	31	9	10	5	12	1	UK
229	57	422	162	316	215	24	26	12	23	2	20322
(Z)	(Z)	(Z)	(Z)	(Z)	(Z)	-	-	(Z)	(Z)	-	0-.5
-	-	(Z)	(Z)	(Z)	(Z)	-	-	-	-	-	.5-1
2	(Z)	1	(Z)	1	1	(Z)	(Z)	-	-	-	1-5
2	(Z)	2	(Z)	1	2	(Z)	(Z)	1	(Z)	(Z)	5-10
6	1	9	3	5	3	2	3	(Z)	1	-	10-20
12	3	5	2	9	5	1	1	(Z)	9	-	20-30
62	15	103	37	56	41	13	14	5	9	-	30-60
42	11	79	32	41	27	5	5	-	-	-	60-90
40	10	165	63	165	113	-	-	3	4	-	90+
64	16	58	23	37	22	3	3	4	8	2	UK
240	60	219	81	113	74	11	13	42	76	37	20323
(Z)	(Z)	(Z)	(Z)	(Z)	(Z)	(Z)	(Z)	(Z)	(Z)	-	0-.5
(Z)	(Z)	1	(Z)	1	1	1	1	(Z)	1	-	.5-1



TABLE 3. SHIPMENTS BY MANUFACTURING ESTABLISHMENTS--COMMOITIES AND WEIGHT OF SHIPMENT BY OISTANCE SHIPPED: 1977--CON.

TCC CODE	COMMOITY AND WEIGHT OF SHIPMENT	ALL SHIPMENTS				TONS (THOUSANDS) AND TON-MILES (MILLIONS) BY OISTANCE OF SHIPMENT			
		TONS (THOU- SANOS) (A)	TON-MILES (MIL- LIONS) (B)	STANDARO ERROR (PERCENT) FOR COLUMNS--		UNOER 100 MILES		100 TO 199 MILES	
				(A)	(B)	TONS	TON- MILES	TONS	TON- MILES
20323	CANNEO BEAN SPECIALTIES. . . . .	57	20	26	25	13	1	15	2
	1,000 TO 4,999 POUNDS. . . . .	96	27	22	22	22	1	20	3
	5,000 TO 9,999 POUNDS. . . . .	212	49	23	25	58	4	64	9
	10,000 TO 19,999 POUNDS. . . . .	96	21	42	38	32	2	31	4
	20,000 TO 29,999 POUNDS. . . . .	722	79	43	34	499	11	98	14
	30,000 TO 59,999 POUNDS. . . . .	57	20	25	28	4	(Z)	13	2
	60,000 TO 89,999 POUNDS. . . . .	385	147	49	48	54	2	112	17
	90,000 POUNDS AND OVER . . . . .	90	13	22	30	14	1	8	1
	SHIPMENT WEIGHT UNKNOWN. . . . .								
20329	CANNEO SPECIALTIES, NEC. . . . .	853	546	16	20	100	5	149	22
	UNOER 500 POUNDS. . . . .	5	3	16	21	1	(Z)	(Z)	(Z)
	500 TO 999 POUNDS. . . . .	5	3	17	18	1	(Z)	(Z)	(Z)
	1,000 TO 4,999 POUNDS. . . . .	44	29	27	31	10	1	6	1
	5,000 TO 9,999 POUNDS. . . . .	53	24	38	50	10	1	8	1
	10,000 TO 19,999 POUNDS. . . . .	84	53	31	48	7	(Z)	18	3
	20,000 TO 29,999 POUNDS. . . . .	93	49	24	37	13	1	21	3
	30,000 TO 59,999 POUNDS. . . . .	349	196	20	25	47	2	78	12
	60,000 TO 89,999 POUNDS. . . . .	42	29	46	48	(Z)	(Z)	-	-
	90,000 POUNDS AND OVER . . . . .	117	125	26	39	5	(Z)	7	1
	SHIPMENT WEIGHT UNKNOWN. . . . .	62	35	17	33	7	(Z)	11	2
2033	CANNEO FRUITS, VEGETABLES, JAMS, JELLIES, PRESERVES. . . . .	16 008	10 921	17	24	4 311	147	1 829	269
	UNOER 500 POUNDS. . . . .	32	8	34	19	19	1	4	1
	500 TO 999 POUNDS. . . . .	40	14	22	27	16	1	4	1
	1,000 TO 4,999 POUNDS. . . . .	384	139	19	17	121	5	72	11
	5,000 TO 9,999 POUNDS. . . . .	404	184	23	23	104	4	52	8
	10,000 TO 19,999 POUNDS. . . . .	751	385	14	16	186	8	99	15
	20,000 TO 29,999 POUNDS. . . . .	862	400	26	26	208	8	92	14
	30,000 TO 59,999 POUNDS. . . . .	4 579	1 813	18	21	1 957	58	514	77
	60,000 TO 89,999 POUNDS. . . . .	465	544	23	24	30	2	3	(Z)
	90,000 POUNDS AND OVER . . . . .	1 643	2 104	25	19	293	13	20	3
	SHIPMENT WEIGHT UNKNOWN. . . . .	6 849	5 331	30	52	1 380	47	968	139
20331	CANNEO FRUITS. . . . .	4 042	4 951	40	47	543	22	482	79
	UNOER 500 POUNDS. . . . .	3	1	30	42	1	(Z)	(Z)	(Z)
	500 TO 999 POUNDS. . . . .	80	41	26	26	2	(Z)	1	(Z)
	1,000 TO 4,999 POUNDS. . . . .	101	54	42	41	20	1	13	2
	5,000 TO 9,999 POUNDS. . . . .	106	120	27	27	33	2	11	3
	10,000 TO 19,999 POUNDS. . . . .	172	127	37	39	19	1	8	1
	20,000 TO 29,999 POUNDS. . . . .	792	544	34	35	193	8	54	8
	30,000 TO 59,999 POUNDS. . . . .	140	213	45	40	22	1	(Z)	(Z)
	60,000 TO 89,999 POUNDS. . . . .	517	1 115	42	21	112	5	1	(Z)
	90,000 POUNDS AND OVER . . . . .	2 035	2 735	79	90	126	4	376	63
	SHIPMENT WEIGHT UNKNOWN. . . . .								
20332	CANNEO VEGETABLES. . . . .	4 617	1 779	29	32	2 242	72	325	48
	UNOER 500 POUNDS. . . . .	2	1	60	48	(Z)	(Z)	(Z)	(Z)
	500 TO 999 POUNDS. . . . .	6	3	66	66	1	(Z)	(Z)	(Z)
	1,000 TO 4,999 POUNDS. . . . .	57	18	43	40	24	1	7	1
	5,000 TO 9,999 POUNDS. . . . .	83	38	50	53	28	1	14	2
	10,000 TO 19,999 POUNDS. . . . .	121	52	34	30	53	2	12	2
	20,000 TO 29,999 POUNDS. . . . .	171	65	41	53	82	3	19	2
	30,000 TO 59,999 POUNDS. . . . .	2 085	324	40	58	1 459	39	200	28
	60,000 TO 89,999 POUNDS. . . . .	192	201	46	45	-	-	(Z)	(Z)
	90,000 POUNDS AND OVER . . . . .	731	582	48	55	104	5	8	1
	SHIPMENT WEIGHT UNKNOWN. . . . .	1 170	495	32	35	490	20	66	11
20333	CANNEO HOMINY AND MUSHROOMS. . . . .	191	59	53	51	37	2	14	2
	UNOER 500 POUNDS. . . . .	1	(Z)	62	63	1	(Z)	(Z)	(Z)
	500 TO 999 POUNDS. . . . .	2	(Z)	56	70	1	(Z)	1	(Z)
	1,000 TO 4,999 POUNDS. . . . .	13	2	56	58	8	(Z)	(Z)	(Z)
	5,000 TO 9,999 POUNDS. . . . .	19	6	92	89	(Z)	(Z)	-	-
	10,000 TO 19,999 POUNDS. . . . .	16	6	60	33	1	(Z)	10	2
	20,000 TO 29,999 POUNDS. . . . .	106	31	77	84	17	1	-	-
	30,000 TO 59,999 POUNDS. . . . .	4	1	38	45	1	(Z)	(Z)	(Z)
	60,000 TO 89,999 POUNDS. . . . .	1	(Z)	53	52	(Z)	(Z)	-	-
	90,000 POUNDS AND OVER . . . . .	11	2	72	81	3	(Z)	3	(Z)
	SHIPMENT WEIGHT UNKNOWN. . . . .	19	9	100	100	5	(Z)	-	-
20334	CANNEO FRUIT JUICES. . . . .	3 578	1 666	19	27	501	17	633	79
	UNOER 500 POUNDS. . . . .	2	(Z)	68	22	2	(Z)	(Z)	(Z)
	500 TO 999 POUNDS. . . . .	3	2	35	48	1	(Z)	(Z)	(Z)
	1,000 TO 4,999 POUNDS. . . . .	41	23	26	29	9	(Z)	6	1
	5,000 TO 9,999 POUNDS. . . . .	70	37	24	16	16	1	5	1
	10,000 TO 19,999 POUNDS. . . . .	112	65	21	16	15	1	20	3
	20,000 TO 29,999 POUNDS. . . . .	154	86	52	38	21	1	17	3
	30,000 TO 59,999 POUNDS. . . . .	1 012	658	36	40	91	5	126	17
	60,000 TO 89,999 POUNDS. . . . .	118	123	17	19	3	(Z)	-	-
	90,000 POUNDS AND OVER . . . . .	194	249	45	49	5	(Z)	9	1
	SHIPMENT WEIGHT UNKNOWN. . . . .	1 871	425	22	29	340	8	450	53
20335	CANNEO VEGETABLE JUICES. . . . .	701	548	27	45	157	5	33	5
	UNOER 500 POUNDS. . . . .	1	1	57	70	(Z)	(Z)	(Z)	(Z)
	500 TO 999 POUNDS. . . . .	1	(Z)	83	84	-	-	-	-
	1,000 TO 4,999 POUNDS. . . . .	14	4	51	53	5	(Z)	6	1
	5,000 TO 9,999 POUNDS. . . . .	6	2	91	90	3	(Z)	-	-
	10,000 TO 19,999 POUNDS. . . . .	2	1	47	85	(Z)	(Z)	1	(Z)
	20,000 TO 29,999 POUNDS. . . . .	11	2	80	94	3	(Z)	-	-
	30,000 TO 59,999 POUNDS. . . . .	56	7	87	73	41	1	-	-
	90,000 POUNDS AND OVER . . . . .	49	1	66	60	49	1	-	-
	SHIPMENT WEIGHT UNKNOWN. . . . .	562	529	33	47	56	2	26	4
20336	CATSUP AND OTHER TOMATO SAUCES	2 237	1 709	31	43	627	21	196	32
	UNOER 500 POUNDS. . . . .	8	2	38	23	5	(Z)	1	(Z)
	500 TO 999 POUNDS. . . . .	9	3	30	39	2	(Z)	2	(Z)
	1,000 TO 4,999 POUNDS. . . . .	61	20	25	22	22	1	11	1

TONS (THOUSANDS) AND TON-MILES (MILLIONS) BY DISTANCE OF SHIPMENT--CON.

200 TO 299 MILES		300 TO 499 MILES		500 TO 999 MILES		1,000 TO 1,499 MILES		1,500 MILES AND OVER		MILEAGE UNKNOWN	TCC CODE AND WT.
TONS	TON-MILES	TONS	TON-MILES	TONS	TON-MILES	TONS	TON-MILES	TONS	TON-MILES	TONS	
10	3	8	3	7	5	2	3	2	3	-	20323
24	6	19	7	7	5	2	2	2	4	-	1-5
33	8	39	14	14	9	4	5	-	-	-	5-10
15	4	10	4	7	4	2	2	-	-	-	10-20
41	10	65	24	15	12	-	-	5	8	-	20-30
10	3	18	7	12	8	-	-	-	-	-	30-60
89	22	48	20	49	30	-	-	32	58	-	60-90
16	4	12	4	1	1	(Z)	(Z)	1	2	37	90+
100	25	104	41	227	149	54	72	114	232	6	20329
(Z)	(Z)	1	(Z)	1	1	1	1	1	1	(Z)	0-.5
(Z)	(Z)	1	(Z)	1	1	1	1	1	1	-	.5-1
4	1	5	2	7	5	5	7	7	13	-	1-5
8	2	9	3	13	8	5	6	1	2	-	5-10
18	5	10	4	12	8	5	7	14	27	-	10-20
9	2	11	4	26	16	6	8	7	14	-	20-30
42	11	35	14	88	60	29	39	29	58	-	30-60
7	2	12	5	16	9	-	-	7	14	-	60-90
5	1	16	7	43	30	1	2	39	84	-	90+
6	2	4	2	19	11	1	1	8	17	6	UK
849	207	1 782	659	2 393	1 809	1 257	1 496	2 850	6 334	739	2033
2	1	2	1	3	2	2	2	1	1	-	0-.5
4	1	5	1	9	6	2	1	1	1	(Z)	.5-1
38	9	47	17	83	60	13	16	11	21	-	1-5
37	9	75	27	95	67	22	26	19	42	-	5-10
53	13	121	43	197	139	40	46	55	122	-	10-20
74	18	247	90	165	120	21	27	55	123	-	20-30
419	105	432	164	792	615	216	249	250	544	-	30-60
2	(Z)	17	6	221	166	76	95	115	273	-	60-90
8	2	253	97	300	252	182	213	587	1 523	-	90+
212	48	583	212	528	381	682	820	1 757	3 683	739	UK
147	34	285	103	494	363	423	547	1 654	3 804	15	20331
(Z)	(Z)	1	(Z)	1	(Z)	(Z)	(Z)	(Z)	(Z)	-	0-.5
1	(Z)	1	(Z)	1	1	(Z)	(Z)	(Z)	(Z)	(Z)	.5-1
6	1	12	5	24	19	6	7	3	6	-	1-5
7	2	17	7	37	28	8	9	3	6	-	5-10
15	4	35	13	61	47	20	23	13	29	-	10-20
27	6	36	14	52	40	3	5	27	60	-	20-30
56	13	154	54	169	130	41	48	125	283	-	30-60
(Z)	(Z)	-	-	31	23	10	14	76	174	-	60-90
(Z)	(Z)	(Z)	(Z)	16	10	32	43	357	1 058	-	90+
35	7	29	9	102	65	302	398	1 051	2 189	15	UK
249	65	600	214	590	448	319	366	290	566	2	20332
(Z)	(Z)	(Z)	(Z)	1	(Z)	(Z)	(Z)	(Z)	(Z)	-	0-.5
(Z)	(Z)	2	1	2	1	1	1	(Z)	1	(Z)	.5-1
4	1	7	3	12	7	2	2	1	2	-	1-5
5	1	17	6	7	4	4	5	9	19	-	5-10
7	2	21	7	12	9	-	-	16	31	-	10-20
8	2	27	10	18	11	3	4	12	31	-	20-30
200	53	58	20	81	57	50	59	36	67	-	30-60
1	(Z)	1	(Z)	112	78	57	71	20	51	-	60-90
3	1	196	72	202	176	110	121	108	206	-	90+
20	5	270	95	143	104	92	102	87	158	2	UK
10	2	116	38	9	6	2	3	3	5	-	20333
1	-	(Z)	(Z)	(Z)	(Z)	-	-	-	-	-	0-.5
(Z)	(Z)	-	(Z)	-	-	-	-	-	-	-	.5-1
(Z)	(Z)	4	1	(Z)	(Z)	-	-	(Z)	(Z)	-	1-5
(Z)	(Z)	18	6	(Z)	(Z)	-	-	-	-	-	5-10
(Z)	(Z)	2	1	1	1	1	1	1	1	-	10-20
-	-	85	28	2	1	1	1	-	-	-	20-30
(Z)	(Z)	2	1	1	(Z)	-	-	-	-	-	30-60
(Z)	(Z)	(Z)	(Z)	-	-	-	-	-	-	-	60-90
4	1	1	(Z)	1	(Z)	-	-	-	-	-	90+
4	1	4	1	4	3	-	-	2	4	-	UK
242	56	227	90	776	619	386	418	172	388	640	20334
(Z)	(Z)	-	-	(Z)	(Z)	(Z)	(Z)	-	-	-	0-.5
(Z)	(Z)	(Z)	(Z)	2	2	(Z)	(Z)	-	-	-	.5-1
2	1	4	2	16	12	2	3	2	4	-	1-5
10	2	7	3	22	16	7	8	3	7	-	5-10
12	3	19	7	31	23	8	9	7	20	-	10-20
25	6	20	8	55	42	13	15	4	12	-	20-30
117	27	118	47	416	333	87	101	56	127	-	30-60
-	-	16	6	74	61	6	6	19	48	-	60-90
-	-	12	5	64	53	33	38	72	150	-	90+
75	16	30	13	97	76	230	239	9	19	640	UK
25	6	130	51	123	85	44	62	176	333	13	20335
(Z)	(Z)	1	(Z)	-	-	(Z)	1	(Z)	(Z)	-	0-.5
(Z)	(Z)	-	-	(Z)	(Z)	-	-	-	-	-	.5-1
(Z)	(Z)	1	(Z)	(Z)	(Z)	1	1	1	2	-	1-5
(Z)	(Z)	2	1	1	1	-	-	-	-	-	5-10
8	2	-	-	-	-	-	-	1	1	-	10-20
11	3	-	-	2	2	1	1	-	-	-	20-30
5	1	-	-	-	-	-	-	-	-	-	30-60
125	31	127	50	119	82	41	59	174	330	13	UK
1	(Z)	338	131	275	187	69	85	548	1 222	60	20336
(Z)	(Z)	(Z)	(Z)	1	1	(Z)	(Z)	(Z)	(Z)	-	0-.5
5	1	2	1	3	2	(Z)	(Z)	(Z)	(Z)	-	.5-1
		8	3	12	7	(Z)	(Z)	3	6	-	1-5

DOCUMENT IN THE LIBRARY OF CONGRESS

TABLE 3. SHIPMENTS BY MANUFACTURING ESTABLISHMENTS--COMMODITIES AND WEIGHT OF SHIPMENT BY DISTANCE SHIPPED: 1977--CON.

TCC CODE	COMMODITY AND WEIGHT OF SHIPMENT	ALL SHIPMENTS				TONS (THOUSANDS) AND TON-MILES (MILLIONS) BY DISTANCE OF SHIPMENT			
		TONS (THOU- SANDS) (A)	TON-MILES (MIL- LIONS) (B)	STANDARD ERROR (PERCENT) FOR COLUMNS--		UNDER 100 MILES		100 TO 199 MILES	
				(A)	(B)	TONS	TON- MILES	TONS	TON- MILES
20336	CATSUP AND OTHER TOMATO SAUCES								
	5,000 TO 9,999 POUNDS	41	20	31	34	16	1	2	(Z)
	10,000 TO 19,999 POUNDS	164	92	46	47	41	1	5	1
	20,000 TO 29,999 POUNDS	116	59	39	38	20	(Z)	6	1
	30,000 TO 59,999 POUNDS	524	219	52	54	144	3	118	20
	60,000 TO 89,999 POUNDS	13	7	48	63	4	(Z)	3	(Z)
	90,000 POUNDS AND OVER	137	154	39	26	18	1	-	-
	SHIPMENT WEIGHT UNKNOWN	1 164	1 133	44	59	355	13	48	8
20338	JAMS, JELLIES, AND PRESERVES	524	164	42	39	167	6	136	22
	UNDER 500 POUNDS	12	1	72	52	9	(Z)	1	(Z)
	500 TO 999 POUNDS	10	1	64	46	8	(Z)	1	(Z)
	1,000 TO 4,999 POUNDS	92	23	54	42	30	1	26	4
	5,000 TO 9,999 POUNDS	65	17	26	45	18	(Z)	17	3
	10,000 TO 19,999 POUNDS	128	41	33	38	43	2	31	5
	20,000 TO 29,999 POUNDS	108	20	64	48	46	1	42	7
	30,000 TO 59,999 POUNDS	85	55	52	74	8	(Z)	17	3
	60,000 TO 89,999 POUNDS	2	1	100	100	-	-	-	-
	SHIPMENT WEIGHT UNKNOWN	22	2	31	60	7	(Z)	2	(Z)
2034	ORIEO AND DEHYDRATED FRUITS, VEGETABLES, SOUPS	1 025	1 154	13	14	135	6	107	17
	UNDER 500 POUNDS	15	7	33	31	5	(Z)	2	(Z)
	500 TO 999 POUNDS	18	11	36	25	6	(Z)	1	(Z)
	1,000 TO 4,999 POUNDS	108	126	36	63	20	1	8	1
	5,000 TO 9,999 POUNDS	54	51	18	14	9	(Z)	6	1
	10,000 TO 19,999 POUNDS	76	94	27	39	9	(Z)	4	1
	20,000 TO 29,999 POUNDS	62	69	25	32	12	1	5	1
	30,000 TO 59,999 POUNDS	308	315	18	26	42	2	57	9
	60,000 TO 89,999 POUNDS	163	263	26	27	4	(Z)	3	(Z)
	90,000 POUNDS AND OVER	93	121	29	41	10	(Z)	15	2
	SHIPMENT WEIGHT UNKNOWN	128	97	43	44	17	1	5	1
20341	ORIEO AND DEHYDRATED FRUITS	473	695	29	28	35	1	41	7
	UNDER 500 POUNDS	1	(Z)	28	25	(Z)	(Z)	(Z)	(Z)
	500 TO 999 POUNDS	1	1	36	62	(Z)	(Z)	(Z)	(Z)
	1,000 TO 4,999 POUNDS	15	12	54	67	1	(Z)	3	1
	5,000 TO 9,999 POUNDS	19	15	48	36	2	(Z)	4	1
	10,000 TO 19,999 POUNDS	22	27	33	30	1	(Z)	3	1
	20,000 TO 29,999 POUNDS	34	44	52	56	2	(Z)	4	1
	30,000 TO 59,999 POUNDS	150	214	38	46	3	(Z)	27	4
	60,000 TO 89,999 POUNDS	126	235	36	33	-	-	-	-
	90,000 POUNDS AND OVER	62	107	46	49	10	(Z)	-	-
	SHIPMENT WEIGHT UNKNOWN	45	40	11	18	15	1	-	-
20342	ORIEO AND DEHYDRATED VEGETABLES AND SOUPS	243	207	26	37	83	4	12	2
	UNDER 500 POUNDS	14	6	37	35	5	(Z)	2	(Z)
	500 TO 999 POUNDS	15	8	40	36	6	(Z)	(Z)	(Z)
	1,000 TO 4,999 POUNDS	69	82	50	83	18	1	4	1
	5,000 TO 9,999 POUNDS	22	24	29	23	6	(Z)	1	(Z)
	10,000 TO 19,999 POUNDS	15	13	21	25	7	(Z)	1	(Z)
	20,000 TO 29,999 POUNDS	25	23	34	27	10	1	1	(Z)
	30,000 TO 59,999 POUNDS	64	45	40	35	27	1	3	(Z)
	60,000 TO 89,999 POUNDS	4	1	78	92	4	(Z)	-	-
	SHIPMENT WEIGHT UNKNOWN	14	5	75	85	-	-	-	-
20343	ORIEO AND DEHYDRATED POTATOES AND PRODUCTS, EXC. CHIPS	310	253	23	22	17	(Z)	54	9
	UNDER 500 POUNDS	1	1	27	31	(Z)	(Z)	(Z)	(Z)
	500 TO 999 POUNDS	2	2	39	29	(Z)	(Z)	(Z)	(Z)
	1,000 TO 4,999 POUNDS	24	32	32	46	1	(Z)	1	(Z)
	5,000 TO 9,999 POUNDS	13	12	20	27	1	(Z)	1	(Z)
	10,000 TO 19,999 POUNDS	39	55	47	64	2	(Z)	1	(Z)
	20,000 TO 29,999 POUNDS	3	2	73	90	-	-	(Z)	2
	30,000 TO 59,999 POUNDS	94	56	37	37	11	(Z)	28	4
	60,000 TO 89,999 POUNDS	33	27	52	54	-	-	3	(Z)
	90,000 POUNDS AND OVER	31	14	41	40	-	-	15	2
	SHIPMENT WEIGHT UNKNOWN	69	53	68	75	2	(Z)	5	1
2035	PICKLES, SAUCES, SEASONINGS, AND SALAD DRESSINGS	3 889	1 215	15	20	1 355	46	575	88
	UNDER 500 POUNDS	41	24	30	45	9	(Z)	5	1
	500 TO 999 POUNDS	56	27	22	40	21	(Z)	7	1
	1,000 TO 4,999 POUNDS	281	91	18	21	66	2	41	6
	5,000 TO 9,999 POUNDS	229	59	31	40	88	5	35	5
	10,000 TO 19,999 POUNDS	452	145	30	41	104	5	89	14
	20,000 TO 29,999 POUNDS	302	62	24	22	146	5	64	10
	30,000 TO 59,999 POUNDS	1 708	469	20	28	791	26	231	35
	60,000 TO 89,999 POUNDS	39	29	31	63	9	(Z)	4	1
	90,000 POUNDS AND OVER	241	127	18	21	5	(Z)	62	10
	SHIPMENT WEIGHT UNKNOWN	541	183	30	23	116	4	36	5
20352	PICKLES AND OTHER PICKLED PRODUCTS	1 951	728	26	31	439	19	334	52
	UNDER 500 POUNDS	19	13	65	88	4	(Z)	(Z)	(Z)
	500 TO 999 POUNDS	20	15	54	83	8	(Z)	2	(Z)
	1,000 TO 4,999 POUNDS	177	53	29	34	37	1	25	4
	5,000 TO 9,999 POUNDS	127	40	38	51	39	1	24	4
	10,000 TO 19,999 POUNDS	301	94	39	53	72	4	62	10
	20,000 TO 29,999 POUNDS	176	31	35	37	88	4	47	7
	30,000 TO 59,999 POUNDS	829	327	34	37	148	7	167	26
	60,000 TO 89,999 POUNDS	11	19	91	97	-	-	-	-
	90,000 POUNDS AND OVER	12	24	36	36	-	-	-	-
	SHIPMENT WEIGHT UNKNOWN	281	112	24	32	42	1	7	1
20354	SALAD DRESSINGS, MAYONNAISE, AND SANDWICH SPREADS	1 599	336	19	19	816	19	211	32
	UNDER 500 POUNDS	8	4	35	36	2	(Z)	1	(Z)
	500 TO 999 POUNDS	22	6	44	32	10	(Z)	3	1
	1,000 TO 4,999 POUNDS	67	22	38	52	22	1	12	2
	5,000 TO 9,999 POUNDS	83	12	36	41	47	1	11	2
	10,000 TO 19,999 POUNDS	145	46	42	39	30	1	27	4



TONS (THOUSANDS) AND TON-MILES (MILLIONS) BY DISTANCE OF SHIPMENT--CON.

200 TO 299 MILES		300 TO 499 MILES		500 TO 999 MILES		1,000 TO 1,499 MILES		1,500 MILES AND OVER		MILEAGE UNKNOWN	TCC CODEE AND WT.
TONS	TON-MILES	TONS	TON-MILES	TONS	TON-MILES	TONS	TON-MILES	TONS	TON-MILES	TONS	
5	1	3	1	9	5	1	2	4	10	-	20336
6	1	26	9	69	43	2	3	14	33	-	5-10
32	8	39	15	33	21	1	2	11	19	-	10-20
-	-	95	41	70	46	36	40	29	61	-	20-30
-	-	-	-	2	2	3	4	-	-	-	30-60
-	-	43	19	18	13	8	11	50	110	-	60-90
70	17	122	42	58	48	17	22	435	983	-	90+
42	10	56	21	100	84	9	10	5	11	60	UK
1	(Z)	(Z)	(Z)	(Z)	(Z)	(Z)	(Z)	(Z)	(Z)	8	20338
1	(Z)	(Z)	(Z)	1	(Z)	-	-	-	(Z)	-	0-.5
13	3	7	2	16	12	(Z)	(Z)	(Z)	(Z)	-	.5-1
10	2	11	5	9	7	(Z)	(Z)	-	-	-	1-5
12	3	18	7	13	10	(Z)	(Z)	3	6	-	5-10
-	-	13	5	6	5	-	-	1	2	-	10-20
2	(Z)	5	2	52	47	-	-	1	3	-	20-30
-	-	-	-	2	1	-	-	1	2	-	30-60
3	1	1	(Z)	1	1	-	-	-	-	-	60-90
51	12	37	16	182	126	81	103	423	875	8	UK
2	(Z)	1	(Z)	3	3	1	1	1	2	10	2034
1	(Z)	1	(Z)	6	5	2	2	1	3	(Z)	0-.5
12	3	3	1	9	6	6	8	49	106	-	.5-1
5	1	6	2	9	6	5	6	16	33	1	1-5
1	(Z)	5	2	14	11	3	4	38	75	-	5-10
6	1	1	1	7	5	6	8	25	53	-	10-20
5	1	12	5	65	46	21	27	107	225	-	20-30
7	1	1	(Z)	26	18	6	7	118	236	-	30-60
3	1	2	1	6	3	5	7	52	108	-	60-90
9	2	6	3	38	23	26	32	16	35	9	UK
18	4	10	5	49	35	28	39	291	604	1	20341
(Z)	(Z)	(Z)	(Z)	(Z)	(Z)	(Z)	(Z)	(Z)	(Z)	-	0-.5
(Z)	(Z)	(Z)	(Z)	(Z)	(Z)	(Z)	(Z)	(Z)	(Z)	-	.5-1
1	(Z)	2	1	3	2	1	2	3	6	-	1-5
1	(Z)	1	1	6	4	2	3	3	7	-	5-10
3	1	(Z)	(Z)	6	5	2	2	9	18	-	10-20
(Z)	(Z)	1	(Z)	5	3	3	4	16	35	-	20-30
7	1	(Z)	(Z)	26	18	8	11	86	181	-	30-60
-	-	-	-	2	2	4	5	113	227	-	60-90
5	1	6	3	(Z)	(Z)	5	7	48	103	-	90+
22	5	9	3	30	23	9	11	13	28	1	UK
2	(Z)	1	(Z)	3	2	1	1	71	158	8	20342
(Z)	(Z)	(Z)	(Z)	6	5	1	1	1	1	(Z)	0-.5
10	2	1	(Z)	3	2	1	2	31	74	-	.5-1
3	1	1	(Z)	1	1	1	1	10	21	1	1-5
1	(Z)	(Z)	(Z)	(Z)	(Z)	1	1	5	11	-	5-10
2	(Z)	(Z)	(Z)	1	1	3	3	8	18	-	10-20
2	(Z)	5	2	13	10	1	1	13	30	-	20-30
-	-	-	-	-	-	-	-	(Z)	1	-	30-60
4	1	(Z)	(Z)	2	1	1	1	1	2	-	60-90
11	3	18	7	104	68	44	53	61	112	1	UK
(Z)	(Z)	(Z)	(Z)	(Z)	(Z)	(Z)	(Z)	(Z)	(Z)	1	20343
(Z)	(Z)	(Z)	(Z)	(Z)	(Z)	(Z)	(Z)	(Z)	(Z)	-	0-.5
1	(Z)	1	(Z)	2	1	3	4	15	26	-	.5-1
2	(Z)	4	2	2	1	2	3	3	6	-	1-5
(Z)	(Z)	4	2	8	6	1	1	24	46	-	5-10
4	(Z)	-	-	1	1	1	1	(Z)	(Z)	-	10-20
-	1	6	3	26	18	12	15	8	14	-	20-30
3	1	1	(Z)	24	16	2	2	5	8	-	30-60
(Z)	(Z)	(Z)	(Z)	6	3	2	2	3	5	-	60-90
408	99	690	261	619	433	70	88	100	200	1	UK
2	1	6	2	12	10	3	4	4	7	72	2035
4	1	8	3	8	5	11	3	5	13	-	0-.5
35	8	97	34	30	21	3	13	2	5	-	.5-1
40	10	32	12	30	23	1	1	3	6	-	1-5
81	20	94	37	65	41	13	16	5	11	-	5-10
37	9	22	8	25	17	1	1	6	11	-	10-20
97	25	275	109	254	173	17	21	43	80	-	20-30
4	1	2	1	9	5	2	2	9	18	-	30-60
16	4	59	23	83	62	6	8	9	20	-	60-90
93	21	94	31	101	75	15	18	14	28	-	90+
213	52	484	181	383	273	34	43	55	109	72	UK
1	(Z)	2	1	10	8	(Z)	(Z)	5	4	9	20352
1	(Z)	3	1	2	-	-	-	2	4	-	0-.5
17	4	81	28	14	12	3	4	(Z)	(Z)	-	.5-1
16	4	22	8	25	19	-	-	2	4	-	1-5
46	11	65	25	45	30	8	9	3	5	-	5-10
16	4	9	4	12	8	-	-	3	5	-	10-20
67	18	224	89	184	127	17	21	21	40	-	20-30
-	-	1	(Z)	1	1	-	-	9	18	-	30-60
-	-	-	-	-	-	3	4	9	20	-	60-90
49	11	78	25	91	68	3	4	(Z)	(Z)	9	UK
147	35	165	64	172	119	15	19	25	47	47	20354
(Z)	(Z)	3	1	(Z)	(Z)	(Z)	(Z)	1	2	-	0-.5
1	(Z)	2	1	3	2	1	1	1	1	-	.5-1
10	3	7	3	9	5	4	5	2	5	-	1-5
13	3	8	3	3	2	(Z)	(Z)	1	2	-	5-10
34	8	29	12	19	11	4	6	2	4	-	10-20

DOCUMENT SUPPLIED BY THE U.S. LIBRARY OF CONGRESS

TABLE 3. SHIPMENTS BY MANUFACTURING ESTABLISHMENTS--COMMODITIES AND WEIGHT OF SHIPMENT BY DISTANCE SHIPPED: 1977--CON.

TCC CODE	COMMODITY AND WEIGHT OF SHIPMENT	ALL SHIPMENTS				TONS (THOUSANDS) AND TON-MILES (MILLIONS) BY DISTANCE OF SHIPMENT			
		TONS (THOU- SANDS) (A)	TON-MILES (MIL- LIONS) (B)	STANDARD ERROR (PERCENT) FOR COLUMNS--		UNDER 100 MILES		100 TO 199 MILES	
				(A)	(B)	TONS	TON- MILES	TONS	TON- MILES
20354	SALAD DRESSINGS, MAYONNAISE, AND SANDWICH SPREADS. . . . .								
	20,000 TO 29,999 POUNDS. . . . .	107	19	29	31	55	1	13	2
	30,000 TO 39,999 POUNDS. . . . .	772	114	30	19	566	12	64	10
	60,000 TO 89,999 POUNDS. . . . .	29	9	35	65	9	(Z)	4	1
	90,000 POUNDS AND OVER. . . . .	202	89	20	28	5	(Z)	62	10
	SHIPMENT WEIGHT UNKNOWN. . . . .	164	14	80	95	69	3	14	2
20359	SAUCES AND SEASONINGS, NEC. . . . .	339	151	18	19	101	8	29	4
	UNDER 500 POUNDS. . . . .	14	7	43	56	2	(Z)	3	(Z)
	500 TO 999 POUNDS. . . . .	13	6	37	55	2	(Z)	3	(Z)
	1,000 TO 4,999 POUNDS. . . . .	38	16	28	31	7	(Z)	4	1
	5,000 TO 9,999 POUNDS. . . . .	18	7	33	40	2	(Z)	-	-
	10,000 TO 19,999 POUNDS. . . . .	6	4	29	37	2	(Z)	-	-
	20,000 TO 29,999 POUNDS. . . . .	19	12	30	32	3	(Z)	4	1
	30,000 TO 39,999 POUNDS. . . . .	107	27	13	25	78	-	-	-
	60,000 TO 89,999 POUNDS. . . . .	26	14	69	72	-	-	-	-
	90,000 POUNDS AND OVER. . . . .	96	57	49	33	5	(Z)	15	2
2036	FRESH AND FROZEN PACKAGED FISH AND OTHER SEAFOODS. . . . .	2 340	1 134	24	37	1 325	38	78	11
	UNDER 500 POUNDS. . . . .	31	10	27	33	16	1	4	1
	500 TO 999 POUNDS. . . . .	16	11	24	31	3	(Z)	3	(Z)
	1,000 TO 4,999 POUNDS. . . . .	143	107	20	21	31	1	14	2
	5,000 TO 9,999 POUNDS. . . . .	155	115	24	40	34	2	19	2
	10,000 TO 19,999 POUNDS. . . . .	124	84	29	29	26	1	8	1
	20,000 TO 29,999 POUNDS. . . . .	94	92	20	25	7	(Z)	2	(Z)
	30,000 TO 39,999 POUNDS. . . . .	500	605	53	58	65	4	6	1
	60,000 TO 89,999 POUNDS. . . . .	2	4	69	69	-	-	-	-
	90,000 POUNDS AND OVER. . . . .	21	26	79	77	-	-	-	-
	SHIPMENT WEIGHT UNKNOWN. . . . .	1 254	80	47	46	1 143	29	21	4
20361	FROZEN PROCESSED (PACKAGED) FISH AND OTHER SEAFOODS. . . . .	2 175	1 068	28	39	1 261	36	52	8
	UNDER 500 POUNDS. . . . .	20	6	34	35	14	1	1	(Z)
	500 TO 999 POUNDS. . . . .	12	9	25	32	2	(Z)	1	(Z)
	1,000 TO 4,999 POUNDS. . . . .	118	93	22	23	26	1	8	1
	5,000 TO 9,999 POUNDS. . . . .	135	113	26	40	22	1	13	2
	10,000 TO 19,999 POUNDS. . . . .	90	73	31	31	5	(Z)	8	1
	20,000 TO 29,999 POUNDS. . . . .	90	91	22	26	7	(Z)	1	(Z)
	30,000 TO 39,999 POUNDS. . . . .	482	584	55	60	65	4	5	1
	60,000 TO 89,999 POUNDS. . . . .	2	4	69	69	-	-	-	-
	90,000 POUNDS AND OVER. . . . .	21	26	79	77	-	-	-	-
	SHIPMENT WEIGHT UNKNOWN. . . . .	1 205	70	54	50	1 120	28	14	3
20362	FRESH PROCESSED (PACKAGED) FISH AND OTHER SEAFOODS. . . . .	164	66	26	50	64	2	25	3
	UNDER 500 POUNDS. . . . .	11	4	34	40	2	(Z)	3	(Z)
	500 TO 999 POUNDS. . . . .	5	2	37	56	1	(Z)	5	(Z)
	1,000 TO 4,999 POUNDS. . . . .	25	15	30	44	5	(Z)	6	1
	5,000 TO 9,999 POUNDS. . . . .	20	2	42	60	12	(Z)	6	1
	10,000 TO 19,999 POUNDS. . . . .	33	11	56	66	21	1	-	-
	20,000 TO 29,999 POUNDS. . . . .	3	1	77	91	-	-	-	(Z)
	30,000 TO 39,999 POUNDS. . . . .	18	22	90	98	-	-	-	(Z)
	SHIPMENT WEIGHT UNKNOWN. . . . .	49	10	45	61	23	1	7	1
2037	FROZEN FRUITS, FRUIT JUICES, AND VEGETABLES. . . . .	6 053	5 565	12	13	954	44	440	66
	UNDER 500 POUNDS. . . . .	13	3	27	48	7	(Z)	3	(Z)
	500 TO 999 POUNDS. . . . .	17	12	60	82	9	(Z)	(Z)	(Z)
	1,000 TO 4,999 POUNDS. . . . .	159	82	34	35	92	6	3	(Z)
	5,000 TO 9,999 POUNDS. . . . .	95	65	42	35	15	1	7	1
	10,000 TO 19,999 POUNDS. . . . .	171	142	22	24	15	1	15	2
	20,000 TO 29,999 POUNDS. . . . .	234	161	25	29	29	1	39	6
	30,000 TO 39,999 POUNDS. . . . .	1 705	1 177	15	17	231	12	201	31
	60,000 TO 89,999 POUNDS. . . . .	840	1 218	21	24	64	1	48	7
	90,000 POUNDS AND OVER. . . . .	1 037	1 001	29	24	411	18	7	1
	SHIPMENT WEIGHT UNKNOWN. . . . .	1 782	1 703	34	37	79	4	117	17
20371	FROZEN FRUITS. . . . .	194	160	40	43	40	2	1	(Z)
	UNDER 500 POUNDS. . . . .	(Z)	(Z)	71	99	(Z)	(Z)	-	-
	500 TO 999 POUNDS. . . . .	2	4	94	99	(Z)	(Z)	-	-
	1,000 TO 4,999 POUNDS. . . . .	33	29	66	84	12	(Z)	(Z)	(Z)
	5,000 TO 9,999 POUNDS. . . . .	32	12	87	88	4	(Z)	(Z)	(Z)
	10,000 TO 19,999 POUNDS. . . . .	15	32	81	93	-	-	-	-
	20,000 TO 29,999 POUNDS. . . . .	3	1	100	100	1	(Z)	-	-
	30,000 TO 39,999 POUNDS. . . . .	4	1	63	64	-	-	-	-
	SHIPMENT WEIGHT UNKNOWN. . . . .	105	82	49	53	22	1	1	(Z)
20372	FROZEN JUICES AND ALES. . . . .	1 866	1 650	31	33	228	13	122	18
	UNDER 500 POUNDS. . . . .	1	(Z)	85	79	(Z)	(Z)	1	(Z)
	500 TO 999 POUNDS. . . . .	(Z)	(Z)	52	62	(Z)	(Z)	(Z)	(Z)
	1,000 TO 4,999 POUNDS. . . . .	62	8	84	57	57	5	1	(Z)
	5,000 TO 9,999 POUNDS. . . . .	11	7	51	51	2	(Z)	(Z)	(Z)
	10,000 TO 19,999 POUNDS. . . . .	70	42	40	35	7	(Z)	1	(Z)
	20,000 TO 29,999 POUNDS. . . . .	78	52	43	47	6	(Z)	9	1
	30,000 TO 39,999 POUNDS. . . . .	614	455	23	22	80	4	43	7
	60,000 TO 89,999 POUNDS. . . . .	53	48	42	42	-	-	6	1
	90,000 POUNDS AND OVER. . . . .	245	330	38	35	37	1	-	-
	SHIPMENT WEIGHT UNKNOWN. . . . .	731	707	59	65	38	2	61	8
20373	FROZEN VEGETABLES. . . . .	3 566	3 719	14	16	308	13	314	47
	UNDER 500 POUNDS. . . . .	3	2	50	58	(Z)	(Z)	(Z)	(Z)
	500 TO 999 POUNDS. . . . .	8	8	62	76	2	(Z)	(Z)	(Z)
	1,000 TO 4,999 POUNDS. . . . .	56	45	32	33	14	(Z)	2	(Z)
	5,000 TO 9,999 POUNDS. . . . .	51	46	24	27	9	(Z)	6	1
	10,000 TO 19,999 POUNDS. . . . .	83	65	24	31	8	(Z)	13	2
	20,000 TO 29,999 POUNDS. . . . .	1 150	107	30	36	21	1	31	4
	30,000 TO 39,999 POUNDS. . . . .	1 044	706	23	23	150	8	157	24
	60,000 TO 89,999 POUNDS. . . . .	787	1 170	22	24	64	1	42	6
	90,000 POUNDS AND OVER. . . . .	438	655	29	31	21	1	7	1
	SHIPMENT WEIGHT UNKNOWN. . . . .	946	914	32	38	18	1	55	9

TONS (THOUSANDS) AND TON-MILES (MILLIONS) BY DISTANCE OF SHIPMENT--CON.

200 TO 299 MILES		300 TO 499 MILES		500 TO 999 MILES		1,000 TO 1,499 MILES		1,500 MILES AND OVER		MILEAGE UNKNOWN	TCC CODE AND WT.
TONS	TON-MILES	TONS	TON-MILES	TONS	TON-MILES	TONS	TON-MILES	TONS	TON-MILES	TONS	
20	5	11	4	6	4	1	1	1	2	-	20354
24	6	50	20	49	34	(Z)	(Z)	19	32	-	20-30
4	1	2	1	9	5	2	2	-	-	-	30-60
16	4	46	18	70	53	3	4	-	-	-	60-90
24	5	6	2	3	2	-	-	(Z)	(Z)	47	90+
47	12	41	16	64	42	21	26	21	44	15	UK
1	(Z)	1	1	2	1	2	3	1	2	-	20359
1	(Z)	2	1	3	2	2	2	(Z)	(Z)	-	0-.5
7	3	9	4	7	5	4	5	(Z)	1	-	-5-1
11	2	2	1	3	2	1	1	-	-	-	1-5
(Z)	(Z)	1	(Z)	1	1	(Z)	1	1	2	-	5-10
1	(Z)	2	1	7	6	(Z)	(Z)	2	4	-	10-20
5	1	1	(Z)	21	12	-	-	3	7	-	20-30
-	-	13	5	14	9	-	-	-	-	-	30-60
20	4	10	4	7	4	11	14	14	28	15	90+
67	17	96	36	285	211	289	361	194	460	5	UK
3	1	2	1	3	2	1	1	1	3	-	2036
1	(Z)	1	(Z)	5	4	2	2	2	5	-	0-.5
8	2	7	3	40	32	26	30	18	38	-	-5-1
10	3	29	11	27	20	13	14	24	64	-	1-5
2	(Z)	6	2	66	52	6	8	9	21	-	5-10
4	1	9	4	32	23	23	32	16	32	-	10-20
23	6	1	(Z)	84	60	210	263	112	271	-	20-30
-	-	-	-	-	-	1	2	1	2	-	30-60
-	-	9	3	-	-	5	7	7	16	-	60-90
16	4	33	12	28	19	3	3	4	9	5	90+
59	15	81	30	261	193	268	335	189	451	4	UK
(Z)	(Z)	1	(Z)	3	1	2	1	2	3	-	20361
1	(Z)	(Z)	(Z)	35	2	2	2	2	5	-	0-.5
8	2	4	2	19	13	13	17	15	33	-	-5-1
10	3	28	10	26	19	13	14	24	64	-	1-5
2	(Z)	4	3	58	4	6	8	8	18	-	5-10
4	1	7	3	32	23	23	32	16	32	-	10-20
23	6	1	(Z)	84	60	193	241	112	271	-	20-30
-	-	-	-	-	-	1	2	1	2	-	30-60
-	-	9	3	-	-	5	7	7	16	-	60-90
12	3	26	10	22	16	2	2	4	9	4	90+
7	2	15	6	25	18	21	26	5	9	1	UK
3	1	(Z)	(Z)	2	1	1	1	(Z)	1	-	20362
(Z)	(Z)	(Z)	(Z)	1	1	(Z)	(Z)	(Z)	(Z)	-	0-.5
(Z)	(Z)	3	1	5	4	3	3	3	5	-	-5-1
-	-	1	(Z)	1	1	-	-	-	-	-	1-5
-	-	2	1	9	7	-	-	2	3	-	5-10
-	-	-	1	-	-	-	-	-	-	-	10-20
-	-	2	1	-	-	-	-	-	-	-	20-30
-	-	-	-	-	-	17	21	-	-	-	30-60
4	1	8	3	6	3	1	1	(Z)	(Z)	1	90+
245	62	481	191	1 512	1 194	1 049	1 297	1 319	2 712	52	UK
(Z)	(Z)	(Z)	(Z)	1	1	(Z)	(Z)	1	1	-	2037
(Z)	(Z)	1	1	1	1	1	1	5	10	-	0-.5
10	3	7	3	16	13	8	10	22	47	-	-5-1
16	4	20	9	16	14	3	4	17	33	-	1-5
9	2	33	12	50	39	19	22	30	63	-	5-10
14	4	29	11	71	56	25	31	27	53	-	10-20
108	27	208	78	565	443	210	244	182	342	-	20-30
-	-	7	3	76	61	214	285	430	861	-	30-60
17	5	7	3	123	104	155	199	317	673	-	60-90
69	17	168	72	593	464	413	500	290	628	52	90+
22	6	19	8	44	38	30	37	30	69	7	UK
(Z)	(Z)	(Z)	(Z)	(Z)	(Z)	(Z)	(Z)	-	-	-	20371
(Z)	(Z)	-	-	-	-	-	-	1	3	-	0-.5
6	2	(Z)	(Z)	1	1	2	3	11	23	-	-5-1
12	3	14	6	1	1	1	1	-	-	-	1-5
-	-	-	-	3	2	-	-	12	30	-	5-10
-	-	1	1	-	-	-	-	-	-	-	10-20
4	1	-	-	-	-	-	-	-	-	-	20-30
(Z)	(Z)	2	1	40	34	27	32	6	13	7	30-60
20	5	148	58	689	595	393	436	242	524	24	UK
(Z)	(Z)	-	-	(Z)	(Z)	(Z)	(Z)	-	-	-	20372
(Z)	(Z)	(Z)	(Z)	-	-	-	-	-	-	-	0-.5
1	(Z)	1	(Z)	2	1	(Z)	(Z)	(Z)	1	-	-5-1
1	(Z)	1	(Z)	6	6	(Z)	(Z)	(Z)	1	-	1-5
2	1	25	10	22	17	11	13	1	2	-	5-10
3	1	19	8	22	18	15	17	4	6	-	10-20
9	2	75	30	266	229	112	125	29	58	-	20-30
-	-	-	-	34	28	7	7	7	12	-	30-60
-	-	-	-	66	62	46	49	96	218	-	60-90
4	1	26	11	271	234	202	224	104	227	24	90+
199	50	278	112	773	555	625	823	1 047	2 118	21	UK
(Z)	(Z)	(Z)	(Z)	1	1	(Z)	(Z)	1	1	-	20373
(Z)	(Z)	1	(Z)	1	1	(Z)	(Z)	3	7	-	0-.5
4	1	6	2	13	11	5	7	11	23	-	-5-1
4	1	5	2	9	7	2	3	16	32	-	1-5
7	3	7	3	25	18	7	9	17	31	-	5-10
11	3	7	3	48	36	10	13	23	48	-	10-20
93	23	97	37	295	211	98	119	153	284	-	20-30
-	-	3	3	42	33	208	278	423	849	-	30-60
17	5	7	2	57	42	110	150	220	455	-	60-90
64	16	140	61	282	196	185	244	180	388	21	90+

UNIVERSITY OF MICHIGAN LIBRARY



TABLE 3. SHIPMENTS BY MANUFACTURING ESTABLISHMENTS--COMMODITIES AND WEIGHT OF SHIPMENT BY DISTANCE SHIPPED: 1977--CON.

TCC CODE	COMMODITY AND WEIGHT OF SHIPMENT	ALL SHIPMENTS				TONS (THOUSANDS) AND TON-MILES (MILLIONS) BY DISTANCE OF SHIPMENT			
		TONS (THOU- SANDS) (A)	TON-MILES (MIL- LIONS) (B)	STANDARD ERROR (PERCENT) FOR COLUMNS--		UNDER 100 MILES		100 TO 199 MILES	
				(A)	(B)	TONS	TON- MILES	TONS	TON- MILES
20379	FROZEN FRUITS, JUICES, AND VEGETABLES, NEC	428	36	49	42	378	17	3	(Z)
	UNDER 500 POUNDS . . . . .	9	(Z)	29	54	6	(Z)	2	(Z)
	500 TO 999 POUNDS . . . . .	7	(Z)	100	100	7	(Z)	-	-
	1,000 TO 4,999 POUNDS . . . . .	8	(Z)	100	100	8	(Z)	-	-
	5,000 TO 9,999 POUNDS . . . . .	(Z)	(Z)	100	100	(Z)	(Z)	-	-
	10,000 TO 19,999 POUNDS . . . . .	3	2	100	100	1	(Z)	-	-
	20,000 TO 29,999 POUNDS . . . . .	3	2	100	100	1	(Z)	-	-
	30,000 TO 59,999 POUNDS . . . . .	43	16	84	76	(Z)	(Z)	1	(Z)
	90,000 POUNDS AND OVER . . . . .	354	16	57	57	354	16	-	-
2038	FROZEN SPECIALTIES . . . . .	2 773	1 562	15	22	243	10	286	41
	UNDER 500 POUNDS . . . . .	9	3	52	30	5	(Z)	(Z)	(Z)
	500 TO 999 POUNDS . . . . .	18	10	60	70	2	(Z)	(Z)	(Z)
	1,000 TO 4,999 POUNDS . . . . .	196	116	55	65	23	(Z)	23	3
	5,000 TO 9,999 POUNDS . . . . .	135	107	54	62	8	(Z)	6	1
	10,000 TO 19,999 POUNDS . . . . .	299	207	52	68	38	1	9	1
	20,000 TO 29,999 POUNDS . . . . .	356	192	17	24	41	2	37	5
	30,000 TO 59,999 POUNDS . . . . .	1 071	643	16	25	49	3	93	14
	60,000 TO 89,999 POUNDS . . . . .	30	16	27	26	-	-	-	-
	90,000 POUNDS AND OVER . . . . .	16	16	73	73	-	-	-	-
	SHIPMENT WEIGHT UNKNOWN . . . . .	643	252	20	19	78	3	117	17
20381	FROZEN PREPARED FOODS AND SOUPS, EXC. SEAFOODS	1 885	986	11	19	139	7	232	33
	UNDER 500 POUNDS . . . . .	1	1	53	59	(Z)	(Z)	(Z)	(Z)
	500 TO 999 POUNDS . . . . .	3	1	52	47	1	(Z)	(Z)	(Z)
	1,000 TO 4,999 POUNDS . . . . .	61	25	50	46	11	(Z)	19	2
	5,000 TO 9,999 POUNDS . . . . .	33	30	33	36	6	(Z)	2	(Z)
	10,000 TO 19,999 POUNDS . . . . .	114	53	32	32	29	1	7	1
	20,000 TO 29,999 POUNDS . . . . .	265	131	25	35	28	1	34	5
	30,000 TO 59,999 POUNDS . . . . .	922	532	18	28	49	3	90	13
	60,000 TO 89,999 POUNDS . . . . .	30	16	27	26	-	-	-	-
	90,000 POUNDS AND OVER . . . . .	10	10	100	100	-	-	-	-
	SHIPMENT WEIGHT UNKNOWN . . . . .	431	188	14	18	15	1	80	12
20389	FROZEN SPECIALTIES, NEC . . . . .	888	576	38	50	105	4	54	8
	UNDER 500 POUNDS . . . . .	8	2	56	39	5	(Z)	(Z)	(Z)
	500 TO 999 POUNDS . . . . .	15	8	75	82	2	(Z)	(Z)	(Z)
	1,000 TO 4,999 POUNDS . . . . .	136	91	78	85	12	(Z)	5	1
	5,000 TO 9,999 POUNDS . . . . .	87	77	79	84	2	(Z)	4	1
	10,000 TO 19,999 POUNDS . . . . .	185	154	76	87	9	(Z)	2	(Z)
	20,000 TO 29,999 POUNDS . . . . .	90	62	9	14	13	(Z)	3	1
	30,000 TO 59,999 POUNDS . . . . .	149	111	11	16	-	-	3	(Z)
	60,000 TO 89,999 POUNDS . . . . .	5	5	100	100	-	-	-	-
	90,000 POUNDS AND OVER . . . . .	212	64	48	50	62	3	37	5
204	GRAIN MILL PRODUCTS . . . . .	109 538	27 598	10	5	51 305	2 158	17 129	2 393
	UNDER 500 POUNDS . . . . .	313	11	73	27	293	4	7	1
	500 TO 999 POUNDS . . . . .	241	20	59	20	197	3	13	2
	1,000 TO 4,999 POUNDS . . . . .	1 615	202	28	17	1 172	38	165	22
	5,000 TO 9,999 POUNDS . . . . .	3 690	370	28	17	2 815	102	483	61
	10,000 TO 19,999 POUNDS . . . . .	15 059	1 158	38	29	13 209	564	866	116
	20,000 TO 29,999 POUNDS . . . . .	8 466	1 120	23	17	5 715	302	1 578	189
	30,000 TO 59,999 POUNDS . . . . .	28 994	6 141	13	6	13 555	607	7 141	969
	60,000 TO 89,999 POUNDS . . . . .	8 413	3 224	12	12	1 433	78	1 486	239
	90,000 POUNDS AND OVER . . . . .	21 808	10 887	10	10	3 845	174	2 280	325
	SHIPMENT WEIGHT UNKNOWN . . . . .	20 939	4 464	28	15	9 069	286	3 110	471
2041	FLOUR AND OTHER GRAIN MILL PRODUCTS . . . . .	22 426	8 111	16	17	4 982	191	3 519	526
	UNDER 500 POUNDS . . . . .	19	2	40	46	15	1	1	(Z)
	500 TO 999 POUNDS . . . . .	11	2	46	47	2	(Z)	6	1
	1,000 TO 4,999 POUNDS . . . . .	99	18	33	28	60	4	13	2
	5,000 TO 9,999 POUNDS . . . . .	217	59	27	51	95	3	24	3
	10,000 TO 19,999 POUNDS . . . . .	437	68	22	20	244	12	71	9
	20,000 TO 29,999 POUNDS . . . . .	433	60	32	32	261	11	85	12
	30,000 TO 59,999 POUNDS . . . . .	4 146	741	28	23	2 179	78	684	104
	60,000 TO 89,999 POUNDS . . . . .	3 153	1 080	22	26	613	33	595	95
	90,000 POUNDS AND OVER . . . . .	9 365	4 578	19	23	930	32	732	123
	SHIPMENT WEIGHT UNKNOWN . . . . .	4 546	1 502	27	25	582	17	1 308	177
20411	WHEAT FLOUR . . . . .	13 085	4 661	20	18	2 753	99	2 081	299
	UNDER 500 POUNDS . . . . .	4	(Z)	57	50	3	(Z)	(Z)	(Z)
	500 TO 999 POUNDS . . . . .	1	(Z)	34	33	(Z)	(Z)	(Z)	(Z)
	1,000 TO 4,999 POUNDS . . . . .	27	6	20	24	17	1	3	(Z)
	5,000 TO 9,999 POUNDS . . . . .	99	15	20	24	63	2	12	2
	10,000 TO 19,999 POUNDS . . . . .	245	37	26	27	133	6	55	6
	20,000 TO 29,999 POUNDS . . . . .	338	35	43	39	249	11	43	6
	30,000 TO 59,999 POUNDS . . . . .	3 449	599	27	24	1 808	65	588	91
	60,000 TO 89,999 POUNDS . . . . .	1 175	602	34	36	59	3	93	14
	90,000 POUNDS AND OVER . . . . .	4 538	2 291	25	24	90	3	266	45
	SHIPMENT WEIGHT UNKNOWN . . . . .	3 208	1 075	30	26	331	9	1 023	136
20412	WHEAT BRAN, MIDDLINGS, AND SHORTS . . . . .	4 513	1 112	21	31	1 267	56	872	136
	UNDER 500 POUNDS . . . . .	12	1	90	90	11	1	(Z)	(Z)
	500 TO 999 POUNDS . . . . .	5	1	88	94	(Z)	(Z)	5	1
	1,000 TO 4,999 POUNDS . . . . .	28	3	66	69	25	2	13	1
	5,000 TO 9,999 POUNDS . . . . .	59	31	68	85	2	(Z)	7	1
	10,000 TO 19,999 POUNDS . . . . .	85	13	38	51	1	-	-	-
	20,000 TO 29,999 POUNDS . . . . .	37	11	48	74	7	(Z)	12	2
	30,000 TO 59,999 POUNDS . . . . .	403	54	54	66	301	11	16	3
	60,000 TO 89,999 POUNDS . . . . .	1 851	415	25	35	540	29	475	78
	90,000 POUNDS AND OVER . . . . .	1 254	354	34	38	165	6	145	23
	SHIPMENT WEIGHT UNKNOWN . . . . .	778	230	27	45	165	5	211	30
20413	CORNMEAL AND FLOUR . . . . .	2 239	983	36	51	487	13	415	68
	UNDER 500 POUNDS . . . . .	1	(Z)	72	60	(Z)	(Z)	(Z)	(Z)
	500 TO 999 POUNDS . . . . .	1	(Z)	77	76	(Z)	(Z)	(Z)	(Z)
	1,000 TO 4,999 POUNDS . . . . .	14	2	51	40	8	(Z)	2	(Z)

TONS (THOUSANDS) AND TON-MILES (MILLIONS) BY DISTANCE OF SHIPMENT--CON.

200 TO 299 MILES		300 TO 499 MILES		500 TO 999 MILES		1,000 TO 1,499 MILES		1,500 MILES AND OVER		MILEAGE UNKNOWN	TCC CODE AND WT.
TONS	TON-MILES	TONS	TON-MILES	TONS	TON-MILES	TONS	TON-MILES	TONS	TON-MILES	TONS	
3	1	37	12	6	5	1	1	-	-	-	20379
-	-	-	-	-	-	-	-	-	-	-	0-.5
-	-	-	-	(Z)	(Z)	-	-	-	-	-	.5-1
-	-	-	-	(Z)	(Z)	-	-	-	-	-	1-5
(Z)	(Z)	(Z)	(Z)	(Z)	(Z)	(Z)	(Z)	-	-	-	5-10
3	1	36	11	3	3	(Z)	1	-	-	-	10-20
-	-	-	-	-	-	-	-	-	-	-	20-30
-	-	-	-	-	-	-	-	-	-	-	30-60
-	-	-	-	-	-	-	-	-	-	-	60-90
311	80	624	243	746	529	356	425	125	232	81	2038
(Z)	(Z)	(Z)	(Z)	(Z)	(Z)	(Z)	(Z)	(Z)	(Z)	(Z)	0-.5
1	(Z)	2	1	12	8	(Z)	(Z)	(Z)	(Z)	(Z)	.5-1
17	5	41	16	60	46	15	17	18	29	-	1-5
9	2	7	3	72	54	25	31	8	15	-	5-10
22	6	78	28	39	29	106	128	8	15	-	10-20
39	10	99	39	95	66	26	31	19	40	-	20-30
136	35	252	98	361	252	132	155	48	87	-	30-60
-	-	7	3	23	13	-	-	-	-	-	60-90
-	-	-	-	8	7	8	8	-	-	-	90+
88	23	136	55	75	53	43	55	24	46	81	UK
209	54	468	184	500	349	178	214	79	145	81	20381
(Z)	(Z)	(Z)	(Z)	(Z)	(Z)	(Z)	(Z)	(Z)	(Z)	(Z)	0-.5
(Z)	(Z)	(Z)	(Z)	(Z)	(Z)	(Z)	(Z)	(Z)	(Z)	(Z)	.5-1
5	1	4	2	18	13	3	3	3	3	-	1-5
7	2	5	2	19	15	2	5	3	3	-	5-10
14	3	28	10	24	18	7	9	6	10	-	10-20
28	8	82	33	62	41	22	26	9	17	-	20-30
115	30	234	91	295	207	102	122	36	66	-	30-60
-	-	7	3	23	13	-	-	-	-	-	60-90
-	-	-	-	2	2	8	8	-	-	-	90+
40	11	106	42	55	39	30	40	23	44	81	UK
102	26	156	60	247	180	178	211	47	87	-	20389
(Z)	(Z)	(Z)	(Z)	(Z)	(Z)	(Z)	(Z)	(Z)	(Z)	(Z)	0-.5
1	(Z)	1	(Z)	12	7	(Z)	(Z)	(Z)	(Z)	(Z)	.5-1
12	3	37	15	42	33	13	14	16	26	-	1-5
1	(Z)	2	1	53	40	20	26	5	10	-	5-10
8	2	50	17	14	11	99	119	2	4	-	10-20
10	2	17	6	33	26	4	4	10	23	-	20-30
21	5	18	7	66	44	29	33	12	21	-	30-60
-	-	-	-	5	5	-	-	-	-	-	90+
48	12	30	13	20	13	13	15	1	2	-	UK
9 682	2 417	11 001	4 330	12 583	8 846	3 314	3 960	1 944	3 494	2 580	204
3	1	5	2	4	3	(Z)	(Z)	(Z)	1	-	0-.5
16	4	5	2	7	5	2	2	1	3	-	.5-1
90	22	98	35	58	41	23	28	9	17	-	1-5
114	28	111	41	131	92	26	30	9	16	-	5-10
365	87	304	110	238	164	43	52	34	67	-	10-20
535	124	200	75	249	174	150	184	39	72	-	20-30
2 720	670	2 402	918	2 131	1 558	796	955	249	466	-	30-60
1 535	379	1 838	727	1 738	1 270	237	275	146	256	-	60-90
2 726	702	4 418	1 809	5 858	4 171	1 662	1 962	1 019	1 745	-	90+
1 577	401	1 622	612	2 169	1 369	375	473	437	852	2 580	UK
3 136	828	4 404	1 773	5 257	3 613	972	1 147	21	33	134	2041
1	(Z)	1	(Z)	(Z)	(Z)	(Z)	(Z)	(Z)	(Z)	(Z)	0-.5
2	1	1	(Z)	(Z)	(Z)	-	-	-	-	-	.5-1
9	3	9	3	7	5	(Z)	(Z)	1	1	-	1-5
19	5	21	8	57	39	1	1	-	-	-	5-10
76	19	19	8	25	18	1	1	1	2	-	10-20
53	14	6	2	26	17	-	-	2	3	-	20-30
433	110	555	204	217	147	77	98	-	-	-	30-60
624	156	611	242	466	327	73	84	2	4	-	60-90
1 253	342	2 724	1 138	3 054	2 165	669	773	3	5	-	90+
666	179	458	166	1 234	755	151	190	12	18	134	UK
1 468	389	3 101	1 250	3 227	2 140	412	464	12	18	32	20411
1	(Z)	(Z)	(Z)	(Z)	(Z)	(Z)	(Z)	(Z)	(Z)	(Z)	0-.5
(Z)	(Z)	(Z)	(Z)	(Z)	(Z)	-	-	-	-	-	.5-1
3	1	(Z)	(Z)	4	3	-	-	-	-	-	1-5
5	1	11	4	8	6	-	-	-	-	-	5-10
30	7	13	6	15	12	-	-	-	-	-	10-20
33	9	2	1	12	9	-	-	-	-	-	20-30
376	97	467	167	134	84	75	96	-	-	-	30-60
151	38	391	158	430	327	52	62	-	-	-	60-90
478	129	1 884	794	1 604	1 092	217	229	-	-	-	90+
391	107	332	120	1 019	607	68	77	12	18	32	UK
1 303	343	644	239	344	238	77	97	1	2	4	20412
(Z)	(Z)	-	-	-	-	-	-	-	-	-	0-.5
(Z)	(Z)	1	(Z)	(Z)	(Z)	-	-	(Z)	(Z)	-	.5-1
6	1	7	3	38	25	-	-	-	-	-	1-5
23	6	6	2	4	2	(Z)	(Z)	1	2	-	5-10
6	2	-	-	12	7	-	-	-	-	-	10-20
25	6	39	16	21	18	-	-	-	-	-	20-30
470	117	210	80	137	90	20	20	-	-	-	30-60
573	159	311	114	61	52	-	-	-	-	-	60-90
201	52	70	24	71	42	57	77	-	-	-	90+
-	-	-	-	-	-	-	-	-	-	4	UK
263	69	170	72	683	477	218	279	3	5	-	20413
(Z)	(Z)	(Z)	(Z)	(Z)	(Z)	-	-	-	-	-	0-.5
(Z)	(Z)	(Z)	(Z)	(Z)	(Z)	-	-	-	-	-	.5-1
1	(Z)	2	1	1	1	-	-	-	-	-	1-5

TABLE 3. SHIPMENTS BY MANUFACTURING ESTABLISHMENTS--COMMODITIES AND WEIGHT OF SHIPMENT BY DISTANCE SHIPPED: 1977--CON.

TCC CODE	COMMODITY AND WEIGHT OF SHIPMENT	ALL SHIPMENTS				TDNS (THOUSANDS) AND TON-MILES (MILLIONS) BY DISTANCE OF SHIPMENT			
		TDNS (THOU- SANDS) (A)	TON-MILES (MIL- LIONS) (B)	STANDARD ERROR (PERCENT) FOR COLUMNS--		UNDER 100 MILES		100 TO 199 MILES	
				(A)	(B)	TONS	TDN- MILES	TDNS	TDN- MILES
20413	CORNMEAL AND FLOUR . . . . .								
	5,000 TO 9,999 POUNDS . . . . .	31	3	63	73	22	1	3	(2)
	10,000 TO 19,999 POUNDS . . . . .	82	9	37	46	58	4	15	2
	20,000 TO 29,999 POUNDS . . . . .	45	8	36	43	1	(2)	30	4
	30,000 TO 39,999 POUNDS . . . . .	79	21	34	46	9	1	39	5
	40,000 TO 49,999 POUNDS . . . . .	26	6	34	39	13	1	6	1
	50,000 POUNDS AND OVER . . . . .	1 623	790	48	61	318	5	254	44
	SHIPMENT WEIGHT UNKNOWN . . . . .	338	145	29	37	58	2	66	11
20414	RYE FLOUR AND MEAL . . . . .	133	12	24	43	6	(2)	1	(2)
	UNDER 500 POUNDS . . . . .	1	(2)	51	55	(2)	(2)	1	(2)
	1,000 TO 4,999 POUNDS . . . . .	(2)	(2)	100	100	-	-	-	-
	5,000 TO 9,999 POUNDS . . . . .	9	6	92	99	(2)	(2)	-	-
	SHIPMENT WEIGHT UNKNOWN . . . . .	124	6	27	36	5	(2)	-	-
20418	GRAIN MILL BYPRODUCTS . . . . .	1 450	786	35	48	387	20	106	16
	500 TO 999 POUNDS . . . . .	1	(2)	100	100	-	-	-	-
	1,000 TO 4,999 POUNDS . . . . .	(2)	(2)	100	100	(2)	(2)	-	-
	10,000 TO 19,999 POUNDS . . . . .	(2)	(2)	100	100	(2)	(2)	-	-
	20,000 TO 29,999 POUNDS . . . . .	1	(2)	100	100	1	(2)	-	-
	30,000 TO 39,999 POUNDS . . . . .	25	9	35	37	3	(2)	8	1
	40,000 TO 49,999 POUNDS . . . . .	30	7	65	49	1	(2)	21	3
	50,000 POUNDS AND OVER . . . . .	1 311	734	40	50	358	19	68	11
	SHIPMENT WEIGHT UNKNOWN . . . . .	81	36	35	54	23	1	8	1
20419	FLOUR AND OTHER GRAIN MILL PRODUCTS, NEC	984	551	38	39	76	3	41	6
	UNDER 500 POUNDS . . . . .	(2)	(2)	44	58	(2)	(2)	(2)	(2)
	500 TO 999 POUNDS . . . . .	1	(2)	61	64	(2)	(2)	(2)	(2)
	1,000 TO 4,999 POUNDS . . . . .	20	6	43	43	6	(2)	4	1
	5,000 TO 9,999 POUNDS . . . . .	19	5	47	47	9	1	2	(2)
	10,000 TO 19,999 POUNDS . . . . .	25	8	46	42	1	(2)	1	(2)
	20,000 TO 29,999 POUNDS . . . . .	11	7	71	65	2	(2)	-	-
	30,000 TO 39,999 POUNDS . . . . .	190	59	35	35	57	1	33	5
	40,000 TO 49,999 POUNDS . . . . .	62	46	90	88	-	-	-	-
	50,000 POUNDS AND OVER . . . . .	639	409	41	37	-	-	-	-
	SHIPMENT WEIGHT UNKNOWN . . . . .	17	11	65	77	(2)	(2)	(2)	(2)
2042	PREPARED FEED: ANIMAL, FISH, AND POULTRY	65 059	7 872	18	11	43 159	1 799	11 313	1 536
	UNDER 500 POUNDS . . . . .	311	7	80	43	302	4	2	(2)
	500 TO 999 POUNDS . . . . .	226	10	69	37	205	3	3	(2)
	1,000 TO 4,999 POUNDS . . . . .	1 396	120	32	25	1 135	34	120	15
	5,000 TO 9,999 POUNDS . . . . .	3 359	226	31	23	2 802	100	398	49
	10,000 TO 19,999 POUNDS . . . . .	14 452	885	40	37	13 256	556	699	95
	20,000 TO 29,999 POUNDS . . . . .	7 699	724	26	25	5 778	302	1 323	157
	30,000 TO 39,999 POUNDS . . . . .	19 133	2 762	22	13	9 984	482	5 720	762
	40,000 TO 49,999 POUNDS . . . . .	3 019	913	13	10	602	42	672	108
	50,000 POUNDS AND OVER . . . . .	2 228	681	29	17	409	20	1 126	136
	SHIPMENT WEIGHT UNKNOWN . . . . .	13 235	1 542	38	38	8 686	255	1 249	214
20421	PREPARED FEED: ANIMAL, FISH, AND POULTRY	62 352	6 650	18	13	42 529	1 774	10 943	1 483
	UNDER 500 POUNDS . . . . .	310	6	80	49	302	3	2	(2)
	500 TO 999 POUNDS . . . . .	224	9	70	42	204	3	3	(2)
	1,000 TO 4,999 POUNDS . . . . .	1 344	93	33	33	1 125	34	114	14
	5,000 TO 9,999 POUNDS . . . . .	3 242	178	32	30	2 778	99	378	46
	10,000 TO 19,999 POUNDS . . . . .	14 255	790	40	42	13 214	554	665	90
	20,000 TO 29,999 POUNDS . . . . .	7 427	635	27	29	5 712	298	1 280	150
	30,000 TO 39,999 POUNDS . . . . .	18 001	2 357	23	15	9 563	467	5 560	739
	40,000 TO 49,999 POUNDS . . . . .	2 958	864	14	11	601	42	670	108
	50,000 POUNDS AND OVER . . . . .	1 881	326	35	30	409	20	1 119	135
	SHIPMENT WEIGHT UNKNOWN . . . . .	12 712	1 391	39	41	8 621	252	1 151	201
20423	CANNED FEED: ANIMAL, FISH, AND POULTRY	2 707	1 222	27	18	630	25	370	53
	UNDER 500 POUNDS . . . . .	2	1	37	49	1	(2)	(2)	(2)
	500 TO 999 POUNDS . . . . .	3	1	25	40	1	(2)	(2)	(2)
	1,000 TO 4,999 POUNDS . . . . .	52	27	19	10	25	(2)	6	1
	5,000 TO 9,999 POUNDS . . . . .	118	48	19	20	24	(2)	20	3
	10,000 TO 19,999 POUNDS . . . . .	198	95	30	21	42	2	34	5
	20,000 TO 29,999 POUNDS . . . . .	272	89	56	35	66	4	42	7
	30,000 TO 39,999 POUNDS . . . . .	1 132	405	46	34	420	15	160	23
	40,000 TO 49,999 POUNDS . . . . .	61	49	30	52	(2)	(2)	3	(2)
	50,000 POUNDS AND OVER . . . . .	347	355	33	26	-	-	7	1
	SHIPMENT WEIGHT UNKNOWN . . . . .	522	151	29	46	65	3	98	13
2043	CEREAL PREPARATIONS . . . . .	1 845	981	7	11	175	9	223	33
	UNDER 500 POUNDS . . . . .	2	1	30	49	1	(2)	(2)	(2)
	500 TO 999 POUNDS . . . . .	4	1	26	23	1	(2)	2	(2)
	1,000 TO 4,999 POUNDS . . . . .	28	7	17	22	8	(2)	6	1
	5,000 TO 9,999 POUNDS . . . . .	44	16	34	42	12	1	7	1
	10,000 TO 19,999 POUNDS . . . . .	139	53	18	22	17	1	26	4
	20,000 TO 29,999 POUNDS . . . . .	153	73	19	27	16	1	21	3
	30,000 TO 39,999 POUNDS . . . . .	423	295	18	27	36	2	35	4
	40,000 TO 49,999 POUNDS . . . . .	57	46	71	70	-	-	-	-
	50,000 POUNDS AND OVER . . . . .	13	7	100	100	-	-	-	-
	SHIPMENT WEIGHT UNKNOWN . . . . .	981	482	6	5	84	5	126	19
20431	COOKED CEREALS: FLAKEO, GRANULATED, ETC.	1 492	777	7	12	152	8	193	28
	UNDER 500 POUNDS . . . . .	1	(2)	33	30	(2)	(2)	(2)	(2)
	500 TO 999 POUNDS . . . . .	3	1	25	22	1	(2)	2	(2)
	1,000 TO 4,999 POUNDS . . . . .	5	19	5	15	5	(2)	6	1
	5,000 TO 9,999 POUNDS . . . . .	40	16	28	41	8	(2)	7	1
	10,000 TO 19,999 POUNDS . . . . .	123	41	15	15	17	1	26	4
	20,000 TO 29,999 POUNDS . . . . .	148	71	19	26	16	1	31	3
	30,000 TO 39,999 POUNDS . . . . .	365	261	18	28	36	2	25	4
	40,000 TO 49,999 POUNDS . . . . .	29	15	100	100	-	-	-	-
	50,000 POUNDS AND OVER . . . . .	13	7	100	100	-	-	-	-
	SHIPMENT WEIGHT UNKNOWN . . . . .	751	359	5	6	69	4	96	15
20432	CEREALS, UNCOOKED . . . . .	353	204	20	26	23	1	30	5



TONS (THOUSANDS) AND TON-MILES (MILLIONS) BY DISTANCE OF SHIPMENT--CON.

200 TO 299 MILES		300 TO 499 MILES		500 TO 999 MILES		1,000 TO 1,499 MILES		1,500 MILES AND OVER		MILEAGE UNKNOWN	TCC CODE AND WT.
TONS	TON-MILES	TONS	TON-MILES	TONS	TON-MILES	TONS	TON-MILES	TONS	TON-MILES	TONS	
6	1	-	-	-	-	-	-	-	-	-	20413
7	2	(Z)	(Z)	2	1	-	-	-	-	-	5-10
14	4	-	-	-	-	-	-	-	-	-	10-20
12	3	-	-	18	12	1	1	-	-	-	20-30
3	1	1	(Z)	2	2	1	1	-	-	-	30-60
175	47	119	52	556	385	197	252	3	5	-	60-90
46	12	47	19	103	76	19	25	-	-	-	90+
12	3	8	3	9	6	-	-	-	-	98	20414
(Z)	(Z)	-	-	-	-	-	-	-	-	-	0-.5
-	-	(Z)	(Z)	-	-	-	-	-	-	-	1-5
-	-	-	-	9	6	-	-	-	-	-	5-10
12	3	8	3	-	-	-	-	-	-	98	UK
21	5	142	56	551	406	242	283	-	-	-	20418
1	(Z)	-	-	-	-	-	-	-	-	-	.5-1
-	-	-	-	-	-	-	-	-	-	-	1-5
-	-	-	-	-	-	-	-	-	-	-	10-20
-	-	-	-	-	-	-	-	-	-	-	20-30
2	1	7	3	4	3	1	1	-	-	-	30-60
(Z)	(Z)	-	-	7	4	-	-	-	-	-	60-90
2	(Z)	136	53	513	379	234	272	-	-	-	90+
15	4	-	-	28	20	7	10	-	-	-	UK
67	17	329	148	444	347	22	23	5	8	-	20419
(Z)	(Z)	(Z)	(Z)	(Z)	(Z)	(Z)	(Z)	-	-	-	0-.5
(Z)	(Z)	(Z)	(Z)	(Z)	(Z)	-	-	-	-	-	.5-1
4	1	5	2	2	1	(Z)	(Z)	(Z)	(Z)	-	1-5
3	1	3	1	2	1	1	1	-	-	-	5-10
16	4	(Z)	(Z)	5	3	1	1	-	-	-	10-20
(Z)	(Z)	5	2	2	1	-	-	2	3	-	20-30
17	4	41	18	40	30	(Z)	1	-	-	-	30-60
-	-	-	-	60	43	-	-	2	4	-	60-90
25	6	275	125	320	257	20	20	-	-	-	90+
2	1	-	-	14	10	(Z)	(Z)	-	-	-	UK
3 857	930	2 656	1 011	1 972	1 420	555	679	250	497	1 297	2042
1	(Z)	4	2	1	1	(Z)	(Z)	(Z)	(Z)	-	0-.5
12	3	1	(Z)	3	4	(Z)	(Z)	(Z)	(Z)	-	.5-1
38	9	62	21	23	16	13	15	9	9	-	1-5
55	13	51	18	39	27	10	11	4	8	-	5-10
209	48	161	56	85	59	24	29	20	41	-	10-20
360	81	103	38	71	56	57	71	7	19	-	20-30
1 608	389	1 054	411	586	450	124	151	58	118	-	30-60
845	207	453	169	366	273	45	55	35	60	-	60-90
169	47	164	59	169	135	137	168	54	117	-	90+
561	132	604	237	629	400	144	181	66	123	1 297	UK
3 579	864	2 187	832	1 496	1 066	338	416	111	215	1 169	20421
1	(Z)	4	1	1	1	(Z)	(Z)	-	-	-	0-.5
12	3	1	(Z)	4	2	(Z)	(Z)	(Z)	(Z)	-	.5-1
30	7	51	17	12	9	11	12	(Z)	(Z)	-	1-5
44	10	26	9	11	9	4	4	(Z)	1	-	5-10
176	41	132	46	46	32	19	23	2	4	-	10-20
302	68	48	18	34	30	44	54	6	16	-	20-30
1 491	361	887	347	405	306	72	91	22	47	-	30-60
836	205	437	163	351	262	45	54	17	30	-	60-90
169	47	92	31	58	51	29	35	4	8	-	90+
517	122	510	200	572	364	113	142	59	110	1 169	UK
278	66	469	179	477	354	217	263	138	282	128	20423
(Z)	(Z)	(Z)	(Z)	(Z)	(Z)	-	-	(Z)	(Z)	-	0-.5
(Z)	(Z)	(Z)	(Z)	(Z)	(Z)	-	-	(Z)	1	-	.5-1
7	2	11	4	11	7	2	3	4	9	-	1-5
11	3	25	9	27	18	6	7	5	7	-	5-10
32	8	28	11	38	27	5	6	18	37	-	10-20
58	13	55	20	37	26	13	17	1	3	-	20-30
116	28	167	64	181	144	52	59	36	72	-	30-60
9	2	16	6	15	10	(Z)	(Z)	18	30	-	60-90
-	-	72	28	111	85	107	132	50	109	-	90+
43	11	94	37	56	36	31	39	7	14	128	UK
233	58	381	146	582	382	89	113	137	242	24	2043
(Z)	(Z)	(Z)	(Z)	(Z)	(Z)	(Z)	(Z)	(Z)	(Z)	-	0-.5
(Z)	(Z)	1	(Z)	1	1	-	-	(Z)	(Z)	-	.5-1
3	1	6	2	4	2	(Z)	(Z)	-	-	-	1-5
5	1	6	2	12	9	1	1	1	2	-	5-10
25	6	33	13	35	25	2	3	1	2	-	10-20
31	8	31	12	36	23	10	13	8	13	-	20-30
45	11	71	27	151	106	20	23	65	121	-	30-60
-	-	11	5	31	19	-	-	15	23	-	60-90
-	-	-	-	13	7	-	-	-	-	-	90+
123	31	223	84	299	190	56	73	48	80	24	UK
201	50	290	113	475	305	57	73	111	200	13	20431
(Z)	(Z)	(Z)	(Z)	(Z)	(Z)	(Z)	(Z)	(Z)	(Z)	-	0-.5
(Z)	(Z)	(Z)	(Z)	(Z)	(Z)	-	-	(Z)	(Z)	-	.5-1
3	1	4	2	1	1	(Z)	(Z)	-	-	-	1-5
4	1	6	2	12	9	1	1	1	2	-	5-10
25	6	33	13	35	25	2	3	1	2	-	10-20
28	7	31	12	34	22	10	13	8	13	-	20-30
43	11	45	18	126	88	16	18	64	120	-	30-60
-	-	7	3	22	12	-	-	-	-	-	60-90
-	-	-	-	13	7	-	-	-	-	-	90+
97	24	163	62	247	153	28	38	37	63	13	UK
32	8	91	32	107	77	32	40	27	42	11	20432

BUREAU OF THE CENSUS LIBRARY

TABLE 3. SHIPMENTS BY MANUFACTURING ESTABLISHMENTS--COMMODITIES AND WEIGHT OF SHIPMENT BY DISTANCE SHIPPED: 1977--CON.

TCC CODE	COMMODITY AND WEIGHT OF SHIPMENT	ALL SHIPMENTS				TONS (THOUSANDS) AND TON-MILES (MILLIONS) BY DISTANCE OF SHIPMENT			
		TONS (THOU- SANDS) (A)	TON-MILES (MIL- LIONS) (B)	STANDARD ERROR (PERCENT) FOR COLUMNS--		UNDER 100 MILES		100 TO 199 MILES	
				(A)	(B)	TONS	TON- MILES	TONS	TON- MILES
20432	CEREALS, UNCOOKED. . . . .								
	UNOER 500 POUNDS . . . . .	1	1	65	91	(Z)	(Z)	(Z)	(Z)
	500 TO 999 POUNDS . . . . .	1	(Z)	45	59	(Z)	(Z)	(Z)	(Z)
	1,000 TO 4,999 POUNDS . . . . .	8	2	37	51	(Z)	(Z)	(Z)	(Z)
	5,000 TO 9,999 POUNDS . . . . .	5	(Z)	91	73	4	(Z)	-	-
	10,000 TO 19,999 POUNDS . . . . .	17	12	75	72	-	-	-	-
	20,000 TO 29,999 POUNDS . . . . .	5	2	100	100	-	-	-	-
	30,000 TO 59,999 POUNDS . . . . .	59	33	56	59	-	-	-	-
	60,000 TO 89,999 POUNDS . . . . .	28	31	100	100	-	-	-	-
	SHIPMENT WEIGHT UNKNOWN. . . . .	231	122	16	20	14	1	30	5
2044	RICE, MILLED, FLOUR AND MEAL . . . . .	6 808	3 466	15	17	2 666	86	316	48
	UNOER 500 POUNDS . . . . .	1	(Z)	28	37	(Z)	(Z)	(Z)	(Z)
	500 TO 999 POUNDS . . . . .	6	3	28	23	3	(Z)	(Z)	(Z)
	1,000 TO 4,999 POUNDS . . . . .	31	19	16	18	8	(Z)	1	(Z)
	5,000 TO 9,999 POUNDS . . . . .	30	16	22	41	12	1	1	(Z)
	10,000 TO 19,999 POUNDS . . . . .	49	27	16	19	13	1	7	1
	20,000 TO 29,999 POUNDS . . . . .	92	36	27	41	39	1	14	2
	30,000 TO 59,999 POUNDS . . . . .	2 198	1 114	5	13	938	28	95	15
	60,000 TO 89,999 POUNDS . . . . .	657	207	60	51	270	7	81	14
	90,000 POUNDS AND OVER . . . . .	2 911	1 369	24	32	1 265	40	57	8
	SHIPMENT WEIGHT UNKNOWN. . . . .	834	674	30	43	117	8	60	8
20441	RICE, CLEANED. . . . .	4 730	2 924	13	18	1 867	54	129	18
	UNOER 500 POUNDS . . . . .	1	(Z)	24	39	(Z)	(Z)	(Z)	(Z)
	500 TO 999 POUNDS . . . . .	6	3	28	23	3	(Z)	(Z)	(Z)
	1,000 TO 4,999 POUNDS . . . . .	26	16	14	20	8	(Z)	1	(Z)
	5,000 TO 9,999 POUNDS . . . . .	30	16	23	41	12	1	1	(Z)
	10,000 TO 19,999 POUNDS . . . . .	45	27	17	19	11	(Z)	6	1
	20,000 TO 29,999 POUNDS . . . . .	91	35	27	42	39	1	14	2
	30,000 TO 59,999 POUNDS . . . . .	1 938	1 078	3	13	784	20	50	7
	60,000 TO 89,999 POUNDS . . . . .	159	63	42	34	76	1	14	2
	90,000 POUNDS AND OVER . . . . .	1 887	1 031	31	42	848	25	24	3
	SHIPMENT WEIGHT UNKNOWN. . . . .	549	656	36	42	86	6	18	3
20442	RICE FLOUR, BRAN AND MEAL . . . . .	586	136	26	44	227	15	43	6
	UNOER 500 POUNDS . . . . .	(Z)	(Z)	100	100	(Z)	(Z)	-	-
	500 TO 999 POUNDS . . . . .	(Z)	(Z)	100	100	-	-	-	-
	1,000 TO 4,999 POUNDS . . . . .	4	3	59	60	-	-	-	-
	10,000 TO 19,999 POUNDS . . . . .	(Z)	(Z)	55	55	(Z)	(Z)	-	-
	20,000 TO 29,999 POUNDS . . . . .	(Z)	(Z)	56	70	(Z)	(Z)	-	-
	30,000 TO 59,999 POUNDS . . . . .	133	17	51	55	89	7	1	(Z)
	60,000 TO 89,999 POUNDS . . . . .	196	86	68	68	57	3	1	(Z)
	90,000 POUNDS AND OVER . . . . .	116	18	55	34	73	4	21	3
	SHIPMENT WEIGHT UNKNOWN. . . . .	135	12	32	100	6	(Z)	21	3
20443	BREWERS RICE . . . . .	400	165	29	46	24	1	16	2
	10,000 TO 19,999 POUNDS . . . . .	1	(Z)	100	100	1	(Z)	-	-
	30,000 TO 59,999 POUNDS . . . . .	4	4	100	100	-	-	-	-
	60,000 TO 89,999 POUNDS . . . . .	13	4	100	100	-	-	4	1
	90,000 POUNDS AND OVER . . . . .	265	154	40	50	23	1	-	-
	SHIPMENT WEIGHT UNKNOWN. . . . .	116	3	20	100	-	-	11	1
20449	HILLED RICE AND BYPRODUCTS, NEC. . . . .	1 092	240	47	38	549	16	128	23
	UNOER 500 POUNDS . . . . .	(Z)	(Z)	79	97	(Z)	(Z)	-	-
	500 TO 999 POUNDS . . . . .	(Z)	(Z)	33	40	(Z)	(Z)	-	-
	1,000 TO 4,999 POUNDS . . . . .	(Z)	(Z)	15	22	(Z)	(Z)	(Z)	(Z)
	5,000 TO 9,999 POUNDS . . . . .	1	(Z)	27	35	(Z)	(Z)	-	-
	10,000 TO 19,999 POUNDS . . . . .	2	(Z)	47	40	1	(Z)	(Z)	(Z)
	20,000 TO 29,999 POUNDS . . . . .	1	1	36	45	-	(Z)	(Z)	(Z)
	30,000 TO 59,999 POUNDS . . . . .	123	15	45	52	65	1	45	7
	60,000 TO 89,999 POUNDS . . . . .	289	54	86	77	137	3	62	12
	90,000 POUNDS AND OVER . . . . .	643	166	41	33	321	11	12	2
	SHIPMENT WEIGHT UNKNOWN. . . . .	34	4	84	96	24	2	9	2
2045	BLENDED AND PREPARED FLOUR . . . . .	3 254	1 178	23	27	673	31	395	60
	UNOER 500 POUNDS . . . . .	6	1	36	30	3	(Z)	2	(Z)
	500 TO 999 POUNDS . . . . .	9	2	43	29	4	(Z)	2	(Z)
	1,000 TO 4,999 POUNDS . . . . .	58	19	37	28	18	1	9	1
	5,000 TO 9,999 POUNDS . . . . .	61	15	22	21	23	1	16	2
	10,000 TO 19,999 POUNDS . . . . .	105	29	24	22	17	1	36	4
	20,000 TO 29,999 POUNDS . . . . .	143	61	26	28	20	1	9	1
	30,000 TO 59,999 POUNDS . . . . .	797	364	36	36	150	9	89	15
	60,000 TO 89,999 POUNDS . . . . .	478	269	37	35	41	3	14	2
	90,000 POUNDS AND OVER . . . . .	289	106	45	49	70	3	22	3
	SHIPMENT WEIGHT UNKNOWN. . . . .	1 309	311	33	37	326	14	195	31
20451	PREPARED FLOUR (PHOSPHATEO, SELF-RISING) . . . . .	1 042	393	44	44	178	13	183	28
	UNOER 500 POUNDS . . . . .	(Z)	(Z)	66	75	(Z)	(Z)	(Z)	(Z)
	1,000 TO 4,999 POUNDS . . . . .	1	(Z)	72	43	1	(Z)	(Z)	(Z)
	5,000 TO 9,999 POUNDS . . . . .	4	1	56	53	1	(Z)	1	(Z)
	10,000 TO 19,999 POUNDS . . . . .	48	11	45	75	2	(Z)	32	3
	20,000 TO 29,999 POUNDS . . . . .	22	11	72	65	1	(Z)	2	(Z)
	30,000 TO 59,999 POUNDS . . . . .	152	88	75	91	6	(Z)	3	(Z)
	60,000 TO 89,999 POUNDS . . . . .	97	59	51	64	-	-	-	-
	90,000 POUNDS AND OVER . . . . .	24	16	46	46	-	-	-	-
	SHIPMENT WEIGHT UNKNOWN. . . . .	695	206	79	84	168	12	145	24
20452	PREPARED FLOUR MIXES . . . . .	2 212	785	27	33	495	19	212	32
	UNOER 500 POUNDS . . . . .	6	1	36	31	3	(Z)	2	(Z)
	500 TO 999 POUNDS . . . . .	9	2	43	29	4	(Z)	2	(Z)
	1,000 TO 4,999 POUNDS . . . . .	56	18	37	29	17	1	9	1
	5,000 TO 9,999 POUNDS . . . . .	57	14	23	25	22	1	16	2
	10,000 TO 19,999 POUNDS . . . . .	57	18	28	19	15	1	4	(Z)
	20,000 TO 29,999 POUNDS . . . . .	121	50	30	32	20	1	8	1
	30,000 TO 59,999 POUNDS . . . . .	645	276	41	40	144	9	87	14
	60,000 TO 89,999 POUNDS . . . . .	381	210	44	42	41	3	14	2

TONS (THOUSANDS) AND TON-MILES (MILLIONS) BY DISTANCE OF SHIPMENT--CON.

200 TO 299 MILES		300 TO 499 MILES		500 TO 999 MILES		1,000 TO 1,499 MILES		1,500 MILES AND OVER		MILEAGE UNKNOWN	TCC CODE AND WT.
TONS	TON-MILES	TONS	TON-MILES	TONS	TON-MILES	TONS	TON-MILES	TONS	TON-MILES	TONS	
(Z)	(Z)	(Z)	(Z)	1	1	-	-	-	-	-	20432
-	-	1	(Z)	-	-	-	-	-	-	-	0-.5
(Z)	(Z)	1	(Z)	3	2	-	-	-	-	-	.5-1
(Z)	(Z)	-	-	-	-	-	-	-	-	-	1-5
-	-	-	-	17	12	-	-	-	-	-	5-10
3	1	-	-	2	1	-	-	-	-	-	10-20
2	1	26	9	25	18	4	5	1	2	-	20-30
-	-	4	1	9	7	-	-	15	23	-	30-60
26	7	59	22	51	37	28	35	11	17	11	60-90
											UK
351	88	858	359	878	679	1 063	1 274	480	933	196	2044
-	-	(Z)	(Z)	(Z)	(Z)	(Z)	(Z)	(Z)	(Z)	(Z)	0-.5
(Z)	(Z)	(Z)	(Z)	1	1	1	1	(Z)	1	(Z)	.5-1
4	1	3	1	6	5	6	8	2	4	(Z)	1-5
1	(Z)	4	2	5	4	5	6	2	4	(Z)	5-10
(Z)	(Z)	4	2	13	8	5	7	6	9	(Z)	10-20
9	2	5	2	11	7	3	3	11	19	(Z)	20-30
128	29	113	43	426	351	416	496	82	152	(Z)	30-60
7	2	201	90	69	53	17	19	12	21	(Z)	60-90
199	53	425	181	270	202	610	734	85	150	(Z)	90+
1	(Z)	103	37	78	48	-	-	279	573	196	UK
131	31	468	194	644	497	1 014	1 210	474	921	4	20441
-	-	(Z)	(Z)	(Z)	(Z)	(Z)	(Z)	(Z)	(Z)	(Z)	0-.5
(Z)	(Z)	(Z)	(Z)	1	1	1	1	(Z)	1	(Z)	.5-1
2	(Z)	2	1	4	3	5	7	2	4	(Z)	1-5
1	(Z)	4	2	5	4	2	4	6	4	(Z)	5-10
-	-	4	2	13	8	5	7	6	9	(Z)	10-20
9	2	5	2	11	7	3	3	11	19	(Z)	20-30
85	20	108	41	415	344	413	494	82	152	(Z)	30-60
-	-	29	12	12	9	17	19	12	21	(Z)	60-90
32	8	212	96	126	86	565	674	80	140	(Z)	90+
1	(Z)	103	37	58	37	-	-	279	573	4	UK
46	10	101	48	75	56	1	1	-	-	93	20442
(Z)	(Z)	-	-	-	-	-	-	-	-	-	0-.5
2	(Z)	-	-	2	2	1	1	-	-	-	.5-1
-	-	-	-	-	-	-	-	-	-	-	1-5
-	-	-	-	-	-	-	-	-	-	-	10-20
41	9	(Z)	(Z)	1	1	(Z)	(Z)	-	-	-	20-30
2	1	79	38	57	44	-	-	-	-	-	30-60
-	-	22	10	1	1	-	-	-	-	-	60-90
-	-	-	-	15	9	-	-	-	-	-	90+
101	29	11	5	133	109	15	19	-	-	93	UK
-	-	-	-	-	-	-	-	-	-	100	20443
-	-	-	-	2	2	2	2	-	-	-	10-20
4	1	4	2	-	-	-	-	-	-	-	30-60
97	28	7	3	127	105	13	17	-	-	-	60-90
-	-	-	-	4	2	-	-	-	-	-	90+
72	18	278	112	26	17	34	44	6	11	-	UK
-	-	-	-	(Z)	(Z)	-	-	-	-	-	20449
-	-	(Z)	(Z)	(Z)	(Z)	(Z)	(Z)	(Z)	(Z)	-	0-.5
-	-	(Z)	(Z)	(Z)	(Z)	(Z)	(Z)	(Z)	(Z)	-	.5-1
(Z)	(Z)	(Z)	(Z)	(Z)	(Z)	(Z)	(Z)	-	-	-	1-5
(Z)	(Z)	(Z)	(Z)	(Z)	(Z)	(Z)	(Z)	-	-	-	5-10
-	-	-	-	(Z)	(Z)	-	-	(Z)	(Z)	-	10-20
1	(Z)	5	2	7	5	-	-	(Z)	(Z)	-	20-30
-	-	89	38	(Z)	(Z)	(Z)	(Z)	(Z)	(Z)	-	30-60
71	17	185	72	17	11	33	43	5	10	-	60-90
-	-	-	-	(Z)	(Z)	-	-	-	-	-	90+
-	-	-	-	-	-	-	-	-	-	-	UK
351	87	538	214	890	597	101	119	41	70	265	2045
(Z)	(Z)	1	(Z)	1	1	(Z)	(Z)	(Z)	(Z)	(Z)	0-.5
1	(Z)	1	(Z)	1	1	(Z)	(Z)	(Z)	(Z)	(Z)	.5-1
11	3	7	3	8	6	3	3	1	2	-	1-5
4	1	7	3	9	9	-	-	1	1	-	5-10
12	3	20	8	19	13	1	1	(Z)	-	-	10-20
19	5	34	13	56	35	2	2	3	4	-	20-30
71	17	129	51	308	210	38	42	11	21	-	30-60
39	10	142	57	196	136	28	33	17	28	-	60-90
55	14	39	16	99	65	4	5	-	-	-	90+
140	35	157	63	194	125	25	31	7	12	265	UK
129	33	202	83	349	236	1	1	-	-	-	20451
-	-	-	-	(Z)	(Z)	-	-	-	-	-	0-.5
(Z)	(Z)	-	-	1	(Z)	-	-	-	-	-	.5-1
1	(Z)	(Z)	(Z)	(Z)	(Z)	(Z)	(Z)	-	-	-	1-5
2	1	1	(Z)	10	7	-	-	-	-	-	5-10
1	(Z)	2	1	18	11	-	-	-	-	-	10-20
5	1	25	12	114	74	-	-	-	-	-	20-30
5	1	48	19	44	38	-	-	-	-	-	30-60
-	-	-	-	24	16	-	-	-	-	-	60-90
116	30	126	51	139	89	1	1	-	-	-	90+
-	-	-	-	-	-	-	-	-	-	-	UK
222	54	336	131	541	361	100	118	41	70	265	20452
(Z)	(Z)	1	(Z)	1	1	(Z)	(Z)	(Z)	(Z)	(Z)	0-.5
1	(Z)	1	(Z)	1	1	(Z)	(Z)	(Z)	(Z)	(Z)	.5-1
11	3	7	3	8	6	3	3	1	2	-	1-5
3	1	7	3	8	6	1	1	1	1	-	5-10
10	2	19	8	9	6	-	-	(Z)	1	-	10-20
19	4	33	12	38	24	2	2	3	4	-	20-30
67	16	104	39	194	135	38	42	11	21	-	30-60
34	9	94	38	152	98	28	33	17	28	-	60-90

UNIVERSITY OF MICHIGAN LIBRARY



TABLE 3. SHIPMENTS BY MANUFACTURING ESTABLISHMENTS--COMMODITIES AND WEIGHT OF SHIPMENT BY DISTANCE SHIPPED: 1977--CON.

TCC CODE	COMMODITY AND WEIGHT OF SHIPMENT	ALL SHIPMENTS				TONS (THOUSANDS) AND TON-MILES (MILLIONS) BY DISTANCE OF SHIPMENT			
		TONS (THOU- SANDS) (A)	TON-MILES (MIL- LIONS) (B)	STANDARD ERROR (PERCENT) FOR COLUMNS--		UNDER 100 MILES		100 TO 199 MILES	
				(A)	(B)	TONS	TON- MILES	TONS	TON- MILES
20452	PREPARED FLOUR MIXES . . . . .								
	90,000 POUNDS AND OVER . . . . .	265	89	53	60	70	3	22	3
	SHIPMENT WEIGHT UNKNOWN . . . . .	614	105	29	26	159	2	50	8
2046	WET CORN MILLING PRODUCTS . . . . .	10 605	5 416	7	6	1 890	107	1 128	161
	UNDER 500 POUNDS . . . . .	2	(Z)	47	34	(Z)	(Z)	1	(Z)
	500 TO 999 POUNDS . . . . .	2	2	41	68	(Z)	(Z)	(Z)	(Z)
	1,000 TO 4,999 POUNDS . . . . .	27	11	36	19	4	(Z)	6	1
	5,000 TO 9,999 POUNDS . . . . .	21	11	28	28	2	(Z)	4	1
	10,000 TO 19,999 POUNDS . . . . .	78	37	22	18	24	(Z)	9	1
	20,000 TO 29,999 POUNDS . . . . .	246	62	41	25	58	1	123	14
	30,000 TO 59,999 POUNDS . . . . .	2 124	589	6	7	600	26	479	66
	60,000 TO 89,999 POUNDS . . . . .	1 108	634	14	10	40	2	111	17
	90,000 POUNDS AND OVER . . . . .	6 573	3 989	12	9	1 137	77	380	59
	SHIPMENT WEIGHT UNKNOWN . . . . .	424	81	13	30	23	1	16	2
20461	CORN SYRUP . . . . .	3 748	2 114	4	8	327	14	485	74
	UNDER 500 POUNDS . . . . .	(Z)	(Z)	48	71	(Z)	(Z)	-	-
	500 TO 999 POUNDS . . . . .	(Z)	(Z)	41	52	-	-	(Z)	(Z)
	1,000 TO 4,999 POUNDS . . . . .	5	4	26	27	(Z)	(Z)	(Z)	(Z)
	5,000 TO 9,999 POUNDS . . . . .	6	5	38	43	-	-	-	-
	10,000 TO 19,999 POUNDS . . . . .	29	19	21	24	1	(Z)	7	1
	20,000 TO 29,999 POUNDS . . . . .	52	24	25	36	8	1	8	1
	30,000 TO 59,999 POUNDS . . . . .	1 097	304	6	8	241	11	261	36
	60,000 TO 89,999 POUNDS . . . . .	97	54	37	40	-	-	20	2
	90,000 POUNDS AND OVER . . . . .	2 462	1 704	5	10	76	3	200	34
20462	CORNSTARCH . . . . .	2 065	1 410	7	9	101	4	166	25
	UNDER 500 POUNDS . . . . .	(Z)	(Z)	32	41	(Z)	(Z)	(Z)	(Z)
	500 TO 999 POUNDS . . . . .	1	1	85	97	-	-	(Z)	(Z)
	1,000 TO 4,999 POUNDS . . . . .	14	5	60	26	3	(Z)	4	1
	5,000 TO 9,999 POUNDS . . . . .	8	4	27	33	-	-	1	(Z)
	10,000 TO 19,999 POUNDS . . . . .	14	10	27	37	1	(Z)	2	(Z)
	20,000 TO 29,999 POUNDS . . . . .	40	19	27	31	13	(Z)	4	1
	30,000 TO 59,999 POUNDS . . . . .	454	174	6	10	59	2	96	14
	60,000 TO 89,999 POUNDS . . . . .	440	279	12	15	12	1	47	7
	90,000 POUNDS AND OVER . . . . .	1 087	917	13	13	11	(Z)	11	2
	SHIPMENT WEIGHT UNKNOWN . . . . .	8	-	-	-	-	-	-	-
20463	CORN SUGAR . . . . .	631	312	10	12	100	2	130	18
	UNDER 500 POUNDS . . . . .	(Z)	(Z)	100	100	(Z)	(Z)	-	-
	10,000 TO 19,999 POUNDS . . . . .	1	1	70	70	-	-	-	-
	20,000 TO 29,999 POUNDS . . . . .	1	(Z)	100	100	1	(Z)	-	-
	30,000 TO 59,999 POUNDS . . . . .	198	40	16	18	78	1	48	7
	60,000 TO 89,999 POUNDS . . . . .	180	108	20	21	12	(Z)	26	4
	90,000 POUNDS AND OVER . . . . .	249	163	14	19	8	(Z)	54	8
	SHIPMENT WEIGHT UNKNOWN . . . . .	3	1	-	-	(Z)	(Z)	2	(Z)
20464	DEXTRINE: CORN, TAPIOCA, AND OTHER . . . . .	70	40	23	40	10	(Z)	11	2
	UNDER 500 POUNDS . . . . .	(Z)	(Z)	61	62	(Z)	(Z)	(Z)	(Z)
	500 TO 999 POUNDS . . . . .	5	2	48	47	-	(Z)	-	-
	1,000 TO 4,999 POUNDS . . . . .	3	2	51	49	(Z)	(Z)	1	(Z)
	5,000 TO 9,999 POUNDS . . . . .	3	(Z)	85	92	1	(Z)	2	(Z)
	10,000 TO 19,999 POUNDS . . . . .	14	6	52	67	4	(Z)	1	(Z)
	20,000 TO 29,999 POUNDS . . . . .	1	1	100	100	-	-	-	-
	30,000 TO 59,999 POUNDS . . . . .	39	19	32	44	6	(Z)	6	1
	90,000 POUNDS AND OVER . . . . .	6	11	100	100	-	-	-	-
20465	CORN OIL . . . . .	768	384	14	23	89	3	36	5
	UNDER 500 POUNDS . . . . .	1	(Z)	90	94	(Z)	(Z)	1	(Z)
	500 TO 9,999 POUNDS . . . . .	2	(Z)	100	100	-	-	-	-
	10,000 TO 19,999 POUNDS . . . . .	2	(Z)	71	70	2	(Z)	-	-
	30,000 TO 59,999 POUNDS . . . . .	83	10	40	64	71	3	-	-
	60,000 TO 89,999 POUNDS . . . . .	55	32	55	59	-	-	-	-
	90,000 POUNDS AND OVER . . . . .	418	270	23	30	-	-	21	3
	SHIPMENT WEIGHT UNKNOWN . . . . .	208	72	24	34	16	(Z)	14	2
20466	STARCM: POTATO, WHEAT, RICE, ETC. . . . .	268	95	52	51	4	(Z)	132	16
	UNDER 500 POUNDS . . . . .	(Z)	(Z)	93	97	-	-	-	-
	500 TO 999 POUNDS . . . . .	(Z)	(Z)	100	100	-	-	-	-
	1,000 TO 4,999 POUNDS . . . . .	(Z)	(Z)	94	92	-	-	-	-
	5,000 TO 9,999 POUNDS . . . . .	2	1	89	83	-	-	-	-
	10,000 TO 19,999 POUNDS . . . . .	(Z)	(Z)	54	76	(Z)	(Z)	(Z)	(Z)
	20,000 TO 29,999 POUNDS . . . . .	114	18	94	70	(Z)	(Z)	109	12
	30,000 TO 59,999 POUNDS . . . . .	51	24	72	81	4	(Z)	11	2
	60,000 TO 89,999 POUNDS . . . . .	34	28	64	43	-	-	7	1
	90,000 POUNDS AND OVER . . . . .	45	23	43	33	-	-	5	1
	SHIPMENT WEIGHT UNKNOWN . . . . .	21	-	-	-	-	-	-	-
20467	WET PROCESS CORN BYPRODUCTS . . . . .	2 225	489	34	20	1 153	77	151	19
	UNDER 500 POUNDS . . . . .	(Z)	(Z)	69	69	-	-	-	-
	500 TO 999 POUNDS . . . . .	(Z)	(Z)	79	83	-	-	(Z)	(Z)
	1,000 TO 4,999 POUNDS . . . . .	1	1	55	72	1	(Z)	(Z)	(Z)
	5,000 TO 9,999 POUNDS . . . . .	2	1	55	72	1	(Z)	-	-
	10,000 TO 19,999 POUNDS . . . . .	1	(Z)	100	100	1	(Z)	-	-
	20,000 TO 29,999 POUNDS . . . . .	18	1	87	79	16	(Z)	-	-
	30,000 TO 59,999 POUNDS . . . . .	26	(Z)	96	99	26	(Z)	-	-
	60,000 TO 89,999 POUNDS . . . . .	92	9	53	57	44	2	44	4
	90,000 POUNDS AND OVER . . . . .	117	46	23	21	16	1	21	3
	SHIPMENT WEIGHT UNKNOWN . . . . .	1 783	424	42	22	1 042	73	86	11
		185	8	-	-	7	1	-	-
20469	WET PROCESS CORN MILLING PRODUCTS, NEC . . . . .	829	573	35	55	106	7	17	2
	UNDER 500 POUNDS . . . . .	(Z)	(Z)	100	100	-	-	-	-
	1,000 TO 4,999 POUNDS . . . . .	1	(Z)	100	100	-	-	-	-
	20,000 TO 29,999 POUNDS . . . . .	12	(Z)	100	100	10	(Z)	2	(Z)
	30,000 TO 59,999 POUNDS . . . . .	108	8	70	74	96	7	12	2
	60,000 TO 89,999 POUNDS . . . . .	186	87	84	74	-	-	-	-

TONS (THOUSANDS) AND TON-MILES (MILLIONS) BY DISTANCE OF SHIPMENT--CON.

200 TO 299 MILES		300 TO 499 MILES		500 TO 999 MILES		1,000 TO 1,499 MILES		1,500 MILES AND OVER		MILEAGE UNKNOWN	TCC CODE AND WT.
TONS	TON-MILES	TONS	TON-MILES	TONS	TON-MILES	TONS	TON-MILES	TONS	TON-MILES	TONS	
55	14	39	16	75	49	4	5	-	-	-	20452
24	6	31	12	55	36	24	30	7	12	265	90+ UK
1 304	299	1 706	664	2 983	2 134	299	350	1 011	1 701	284	2046
(Z)	(Z)	(Z)	(Z)	(Z)	(Z)	(Z)	(Z)	(Z)	(Z)	(Z)	0-.5
3	1	4	2	1	1	2	2	1	1	-	.5-1
2	(Z)	5	2	7	5	2	2	1	1	-	1-5
9	2	-	2	6	2	1	2	1	2	-	5-10
15	3	3	-	28	20	1	1	7	12	-	10-20
289	71	383	1	38	28	(Z)	1	8	14	-	20-30
86	21	351	145	334	222	9	10	30	48	-	30-60
895	199	935	138	429	317	34	40	57	99	-	60-90
4	1	24	367	2 086	1 499	246	286	894	1 501	-	90+
			9	55	38	6	8	13	23	284	UK
537	124	778	291	1 048	723	108	118	465	770	-	20461
(Z)	(Z)	-	(Z)	(Z)	(Z)	(Z)	(Z)	(Z)	(Z)	-	0-.5
-	-	(Z)	(Z)	(Z)	(Z)	-	-	-	-	-	.5-1
-	-	1	(Z)	3	3	(Z)	(Z)	(Z)	(Z)	-	1-5
3	1	-	(Z)	3	2	1	1	1	2	-	5-10
14	3	1	-	14	11	-	-	4	6	-	10-20
185	46	262	98	129	83	-	-	3	5	-	20-30
-	-	35	12	50	37	3	3	19	30	-	30-60
334	74	478	179	832	573	105	115	437	727	-	60-90
										-	90+
168	40	317	125	946	673	120	144	240	398	8	20462
-	-	(Z)	(Z)	(Z)	(Z)	-	-	(Z)	(Z)	-	0-.5
-	-	(Z)	(Z)	(Z)	(Z)	-	-	(Z)	(Z)	-	.5-1
1	(Z)	1	(Z)	2	2	1	1	(Z)	1	-	1-5
1	(Z)	3	1	2	2	1	1	1	1	-	5-10
3	1	-	-	3	3	1	1	3	6	-	10-20
(Z)	(Z)	2	1	17	12	(Z)	1	3	5	-	20-30
67	16	85	32	131	86	6	7	10	17	-	30-60
29	7	83	35	224	163	14	16	30	51	-	60-90
66	16	144	56	565	406	97	118	193	319	-	90+
-	-	-	-	-	-	-	-	-	-	8	UK
48	12	98	38	171	118	44	54	41	70	-	20463
-	-	-	-	1	1	-	-	-	-	-	0-.5
-	-	-	-	-	-	-	-	-	-	-	10-20
22	5	27	11	23	16	-	-	-	-	-	20-30
26	6	29	11	57	41	8	10	22	36	-	30-60
-	-	41	16	90	61	36	44	19	34	-	60-90
1	(Z)	(Z)	(Z)	(Z)	(Z)	-	-	-	-	-	90+
-	-	-	-	-	-	-	-	-	-	-	UK
1	(Z)	5	2	36	24	1	1	6	11	-	20464
(Z)	(Z)	-	-	(Z)	(Z)	-	-	-	-	-	0-.5
(Z)	(Z)	(Z)	(Z)	(Z)	(Z)	(Z)	(Z)	-	-	-	.5-1
(Z)	(Z)	2	1	(Z)	(Z)	1	1	-	-	-	1-5
-	-	-	-	-	-	-	-	-	-	-	5-10
-	-	-	-	10	6	-	-	-	-	-	10-20
-	-	-	-	1	1	-	-	-	-	-	20-30
-	-	3	1	24	17	-	-	-	-	-	30-60
-	-	-	-	-	-	-	-	6	11	-	90+
133	30	106	43	217	153	6	8	82	141	100	20465
-	-	2	(Z)	(Z)	(Z)	-	-	-	-	-	0-.5
-	-	-	-	-	-	-	-	-	-	-	5-10
3	1	-	-	9	6	-	-	-	-	-	10-20
127	29	37	16	18	16	-	-	-	-	-	30-60
2	1	66	26	135	94	-	-	69	118	-	60-90
-	-	2	1	55	37	6	8	13	23	100	90+
36	10	25	11	29	24	10	12	10	22	21	UK
-	-	(Z)	(Z)	-	-	(Z)	(Z)	-	-	-	20466
(Z)	(Z)	(Z)	(Z)	(Z)	(Z)	-	-	-	-	-	0-.5
1	(Z)	(Z)	(Z)	(Z)	(Z)	-	-	-	-	-	.5-1
-	-	(Z)	(Z)	(Z)	(Z)	(Z)	(Z)	(Z)	(Z)	-	1-5
-	-	-	-	1	2	-	-	-	-	-	5-10
(Z)	(Z)	(Z)	(Z)	(Z)	(Z)	-	-	-	-	-	10-20
13	3	5	2	2	2	-	-	2	3	-	20-30
11	3	3	(Z)	15	12	3	3	1	1	-	30-60
11	3	20	8	5	4	6	8	5	12	-	60-90
-	-	-	-	-	5	1	1	2	5	-	90+
-	-	-	-	-	-	-	-	-	-	21	UK
212	49	203	87	341	244	10	12	-	-	155	20467
(Z)	(Z)	(Z)	(Z)	(Z)	(Z)	-	-	-	-	-	0-.5
-	-	(Z)	(Z)	(Z)	(Z)	-	-	-	-	-	.5-1
-	-	-	-	1	1	-	-	-	-	-	1-5
2	1	-	-	-	-	-	-	-	-	-	5-10
-	-	-	-	-	-	-	-	-	-	-	10-20
-	-	1	1	3	1	-	-	-	-	-	20-30
20	5	13	5	45	29	3	4	-	-	-	30-60
189	44	167	74	292	213	7	8	-	-	-	60-90
1	(Z)	22	8	-	-	-	-	-	-	-	90+
-	-	-	-	-	-	-	-	-	-	155	UK
168	34	173	67	197	175	-	-	167	288	-	20469
(Z)	(Z)	-	-	-	-	-	-	-	-	-	0-.5
1	(Z)	-	-	-	-	-	-	-	-	-	1-5
-	-	-	-	-	-	-	-	-	-	-	5-10
-	-	-	-	-	-	-	-	-	-	-	10-20
-	-	-	-	-	-	-	-	-	-	-	20-30
-	-	-	-	-	-	-	-	-	-	-	30-60
-	-	-	-	-	-	-	-	-	-	-	60-90
-	-	-	-	-	-	-	-	-	-	-	90+
-	-	-	-	-	-	-	-	-	-	-	UK
-	-	154	59	31	27	-	-	-	-	-	20470

BUREAU OF THE CENSUS LIBRARY

TABLE 3. SHIPMENTS BY MANUFACTURING ESTABLISHMENTS--COMMODITIES AND WEIGHT OF SHIPMENT BY OISTANCE SHIPPED: 1977--CON.

TCC CODE	COMMODITY AND WEIGHT OF SHIPMENT	ALL SHIPMENTS				TONS (THOUSANDS) AND TON-MILES (MILLIONS) BY OISTANCE OF SHIPMENT			
		TONS (THOU- SANDS) (A)	TON-MILES (MIL- LIONS) (B)	STANDARD ERROR (PERCENT) FOR COLUMNS--		UNDER 100 MILES		100 TO 199 MILES	
				(A)	(B)	TONS	TON- MILES	TONS	TON- MILES
20469	WET PROCESS CORN MILLING PRODUCTS, NEC 90,000 POUNDS AND OVER	522	478	52	66	-	-	3	(Z)
205	BAKERY PRODUCTS	14 646	2 626	14	17	7 620	180	2 674	378
	UNDER 500 POUNDS	124	37	14	25	37	1	29	4
	500 TO 999 POUNDS	160	39	33	50	92	3	9	1
	1,000 TO 4,999 POUNDS	510	187	30	35	94	3	53	8
	5,000 TO 9,999 POUNDS	589	143	40	33	173	4	202	29
	10,000 TO 19,999 POUNDS	1 890	456	57	49	175	8	736	105
	20,000 TO 29,999 POUNDS	1 104	436	18	17	96	5	367	49
	30,000 TO 59,999 POUNDS	990	555	21	27	136	8	121	19
	60,000 TO 89,999 POUNDS	22	29	79	94	3	(Z)	-	-
	90,000 POUNDS AND OVER	124	22	98	100	6	(Z)	118	22
	SHIPMENT WEIGHT UNKNOWN	9 133	722	18	30	6 849	150	1 039	142
20511	BREAD AND SIMILAR BAKERY PRODUCTS *	12 210	1 269	17	26	7 515	173	2 576	360
	UNDER 500 POUNDS	23	2	12	25	16	(Z)	3	(Z)
	500 TO 999 POUNDS	79	4	70	57	74	2	1	(Z)
	1,000 TO 4,999 POUNDS	120	30	63	72	42	2	20	3
	5,000 TO 9,999 POUNDS	419	96	53	46	40	2	200	28
	10,000 TO 19,999 POUNDS	1 647	351	67	63	87	6	724	103
	20,000 TO 29,999 POUNDS	312	52	58	42	25	2	249	32
	30,000 TO 59,999 POUNDS	158	56	22	36	57	3	17	2
	60,000 TO 89,999 POUNDS	8	3	100	100	-	-	-	-
	90,000 POUNDS AND OVER	126	23	98	100	5	(Z)	121	23
	SHIPMENT WEIGHT UNKNOWN	9 317	653	16	26	7 169	156	1 241	169
2052	BISCUITS, CRACKERS, PRETZELS, AND COOKIES	2 790	1 145	33	22	536	18	346	51
	UNDER 500 POUNDS	83	25	19	28	17	(Z)	21	3
	500 TO 999 POUNDS	61	24	39	55	11	(Z)	12	2
	1,000 TO 4,999 POUNDS	358	120	32	43	60	2	33	5
	5,000 TO 9,999 POUNDS	207	72	55	50	106	2	6	1
	10,000 TO 19,999 POUNDS	278	111	26	33	99	2	26	4
	20,000 TO 29,999 POUNDS	731	353	16	19	81	4	101	15
	30,000 TO 59,999 POUNDS	565	295	26	31	76	5	89	14
	60,000 TO 89,999 POUNDS	14	29	87	96	1	(Z)	-	-
	90,000 POUNDS AND OVER	(Z)	(Z)	100	100	(Z)	(Z)	-	-
	SHIPMENT WEIGHT UNKNOWN	493	116	78	75	86	3	58	8
20521	BISCUITS, CRACKERS, AND PRETZELS	1 442	669	49	32	189	8	237	35
	UNDER 500 POUNDS	12	3	36	69	4	(Z)	4	1
	500 TO 999 POUNDS	19	7	67	83	4	(Z)	2	(Z)
	1,000 TO 4,999 POUNDS	97	34	33	59	16	1	18	3
	5,000 TO 9,999 POUNDS	20	11	38	64	5	(Z)	1	(Z)
	10,000 TO 19,999 POUNDS	135	56	29	28	31	1	17	2
	20,000 TO 29,999 POUNDS	530	250	18	19	67	3	72	11
	30,000 TO 59,999 POUNDS	407	212	29	43	38	2	72	11
	60,000 TO 89,999 POUNDS	14	29	87	96	1	(Z)	-	-
	90,000 POUNDS AND OVER	(Z)	(Z)	100	100	(Z)	(Z)	-	-
	SHIPMENT WEIGHT UNKNOWN	209	67	91	86	24	1	50	7
20529	DRY BAKERY PRODUCTS, NEC	1 348	476	16	22	347	11	109	16
	UNDER 500 POUNDS	71	22	21	32	13	(Z)	17	3
	500 TO 999 POUNDS	41	16	39	52	7	(Z)	9	1
	1,000 TO 4,999 POUNDS	261	86	39	47	44	1	15	2
	5,000 TO 9,999 POUNDS	187	62	67	43	101	2	4	1
	10,000 TO 19,999 POUNDS	144	54	43	55	68	2	9	1
	20,000 TO 29,999 POUNDS	201	103	32	41	14	1	29	4
	30,000 TO 59,999 POUNDS	159	83	41	46	38	3	18	3
	SHIPMENT WEIGHT UNKNOWN	284	49	26	60	62	2	8	1
206	SUGAR, BEET AND CANE	21 036	10 014	8	13	6 855	197	2 417	341
	UNDER 500 POUNDS	5	(Z)	28	78	4	(Z)	(Z)	(Z)
	500 TO 999 POUNDS	7	1	38	34	5	(Z)	(Z)	(Z)
	1,000 TO 4,999 POUNDS	92	8	27	35	69	1	10	1
	5,000 TO 9,999 POUNDS	119	22	26	29	68	1	16	2
	10,000 TO 19,999 POUNDS	340	86	11	19	225	5	32	5
	20,000 TO 29,999 POUNDS	547	75	17	18	394	11	69	11
	30,000 TO 59,999 POUNDS	5 930	1 315	10	7	2 692	84	971	148
	60,000 TO 89,999 POUNDS	383	121	35	32	83	5	147	22
	90,000 POUNDS AND OVER	5 260	3 444	19	21	748	31	93	15
	SHIPMENT WEIGHT UNKNOWN	8 352	4 941	11	22	2 568	59	1 077	136
2061	SUGAR MILL PRODUCTS AND BYPRODUCTS	6 439	4 224	12	24	2 277	49	729	88
	UNDER 500 POUNDS	(Z)	(Z)	62	78	(Z)	(Z)	-	-
	500 TO 999 POUNDS	(Z)	(Z)	70	69	(Z)	(Z)	(Z)	(Z)
	1,000 TO 4,999 POUNDS	4	1	55	93	3	(Z)	(Z)	(Z)
	5,000 TO 9,999 POUNDS	2	2	100	100	-	-	(Z)	(Z)
	10,000 TO 19,999 POUNDS	8	3	63	93	5	(Z)	-	-
	20,000 TO 29,999 POUNDS	180	5	21	12	179	5	1	(Z)
	30,000 TO 59,999 POUNDS	245	33	7	13	148	5	48	7
	60,000 TO 89,999 POUNDS	22	6	42	45	6	(Z)	2	(Z)
	90,000 POUNDS AND OVER	1 277	754	24	44	191	6	71	12
	SHIPMENT WEIGHT UNKNOWN	4 700	3 421	16	29	1 745	33	607	68
20611	RAW CANE AND BEET SUGAR	4 242	3 179	14	29	1 649	31	597	67
	UNDER 500 POUNDS	(Z)	(Z)	100	100	(Z)	(Z)	-	-
	30,000 TO 59,999 POUNDS	45	9	2	11	32	1	-	-
	60,000 TO 89,999 POUNDS	2	1	100	100	-	-	-	-
	90,000 POUNDS AND OVER	621	443	37	69	158	6	-	-
	SHIPMENT WEIGHT UNKNOWN	3 574	2 725	17	34	1 460	25	597	67
20616	SUGAR MOLASSES	1 178	758	11	20	37	1	60	10
	UNDER 500 POUNDS	(Z)	(Z)	100	100	(Z)	(Z)	-	-
	500 TO 999 POUNDS	(Z)	(Z)	100	100	(Z)	(Z)	(Z)	(Z)
	1,000 TO 4,999 POUNDS	1	1	97	95	(Z)	(Z)	(Z)	(Z)
	5,000 TO 9,999 POUNDS	1	1	100	100	-	-	(Z)	(Z)



TONS (THOUSANDS) AND TON-MILES (MILLIONS) BY DISTANCE OF SHIPMENT--CON.

200 TO 299 MILES		300 TO 499 MILES		500 TO 999 MILES		1,000 TO 1,499 MILES		1,500 MILES AND OVER		MILEAGE UNKNOWN	TCC CODE AND WT.
TONS	TON-MILES	TONS	TON-MILES	TONS	TON-MILES	TONS	TON-MILES	TONS	TON-MILES	TONS	
167	34	19	8	166	147	-	-	167	288	-	20469 90+
1 557	393	1 305	494	993	667	250	287	109	226	139	205
15	4	24	9	14	9	3	3	3	6	-	0-.5
11	3	16	7	28	19	3	3	2	3	-	1-5
113	29	167	69	63	44	13	15	7	3	-	5-10
120	31	68	26	61	44	3	3	7	3	-	1-5
645	168	230	79	73	49	21	25	10	6	-	5-10
147	36	174	68	240	165	55	66	24	22	-	10-20
69	17	154	58	324	213	140	158	42	47	-	20-30
-	-	7	2	1	(Z)	1	2	10	82	5	30-60
-	-	-	-	-	-	-	-	-	25	-	60-90
439	103	464	175	190	124	11	13	9	16	133	90+
1 127	283	702	255	259	158	25	30	6	11	1	20511
2	(Z)	3	1	(Z)	(Z)	(Z)	(Z)	(Z)	(Z)	(Z)	1
1	(Z)	2	1	(Z)	(Z)	(Z)	(Z)	(Z)	(Z)	(Z)	0-.5
20	5	23	9	1	(Z)	-	-	-	-	-	5-10
112	29	34	13	13	9	(Z)	(Z)	1	3	-	5-10
620	162	197	65	18	13	(Z)	(Z)	-	-	-	5-10
9	2	8	3	20	12	2	2	-	-	-	10-20
17	4	26	9	21	13	-	-	1	2	-	20-30
-	-	8	3	-	-	20	25	-	-	-	30-60
-	-	-	-	-	-	-	-	-	-	-	60-90
347	80	401	152	153	89	3	3	3	5	1	90+
391	100	560	221	625	443	115	136	80	175	138	2052
12	3	18	7	13	8	1	1	1	3	-	0-.5
7	2	11	4	17	12	3	3	(Z)	1	-	5-1
91	24	131	55	37	25	5	6	1	3	-	1-5
10	3	19	8	61	50	2	2	3	7	-	5-10
24	6	46	18	57	37	15	17	12	26	-	10-20
94	24	186	73	208	146	42	52	19	40	-	20-30
54	14	91	35	185	125	38	43	27	59	6	30-60
-	-	-	-	1	(Z)	1	2	11	27	-	60-90
98	25	57	21	47	39	9	10	5	10	132	90+
224	57	304	119	366	256	66	79	51	114	6	20521
2	(Z)	1	1	1	1	(Z)	(Z)	(Z)	(Z)	(Z)	0-.5
3	1	4	2	5	3	(Z)	(Z)	(Z)	(Z)	-	5-1
14	4	35	14	10	6	3	3	1	3	-	1-5
3	1	4	1	4	3	2	2	2	4	-	5-10
15	4	24	10	36	24	9	10	2	5	-	10-20
76	19	112	45	162	115	30	38	10	19	-	20-30
50	13	74	29	132	91	14	16	21	50	6	30-60
-	-	-	-	1	(Z)	1	2	11	27	-	60-90
60	16	49	18	15	13	7	7	3	6	(Z)	90+
167	43	256	102	259	186	49	57	29	61	132	20529
10	3	17	6	12	8	(Z)	(Z)	1	3	-	0-.5
3	1	7	3	12	8	3	3	-	-	-	5-1
76	20	97	41	27	19	2	2	(Z)	(Z)	-	1-5
8	2	16	6	57	47	1	1	1	3	-	5-10
9	2	22	8	20	13	6	8	9	20	-	10-20
18	4	74	28	46	31	11	14	9	20	-	20-30
4	1	16	6	52	34	24	27	6	10	-	30-60
38	9	8	3	32	26	2	3	2	5	132	90+
2 057	498	2 563	979	3 109	2 157	740	899	2 188	4 943	1 107	206
(Z)	(Z)	(Z)	(Z)	(Z)	(Z)	(Z)	(Z)	(Z)	(Z)	(Z)	0-.5
1	(Z)	(Z)	(Z)	1	(Z)	-	-	-	-	-	5-1
7	2	3	1	3	2	-	-	(Z)	(Z)	-	1-5
18	4	8	3	5	3	-	-	-	-	-	5-10
12	3	14	6	23	15	15	20	4	8	-	10-20
12	3	39	15	25	19	-	-	20	33	-	20-30
766	190	790	303	610	416	31	37	69	138	-	30-60
38	10	35	14	59	36	-	-	21	35	-	60-90
510	125	1 212	457	1 688	1 190	469	557	541	1 069	-	90+
692	160	462	181	695	475	226	286	1 524	3 643	1 107	UK
352	80	727	281	640	441	58	72	1 314	3 214	342	2061
(Z)	(Z)	(Z)	(Z)	(Z)	(Z)	-	-	-	-	-	0-.5
(Z)	(Z)	(Z)	(Z)	1	(Z)	-	-	-	-	-	5-1
(Z)	(Z)	-	-	1	(Z)	1	-	(Z)	(Z)	-	1-5
-	-	1	1	3	2	-	-	-	-	-	5-10
20	5	11	4	18	12	-	-	-	-	-	10-20
8	2	2	(Z)	4	3	-	-	(Z)	(Z)	-	20-30
108	27	510	197	219	144	46	58	133	310	-	30-60
215	46	204	78	394	279	12	13	1 181	2 904	342	90+
161	34	471	178	268	194	5	5	1 086	2 671	5	20611
-	-	-	-	13	8	-	-	-	(Z)	(Z)	0-.5
-	-	-	-	2	1	-	-	-	-	-	30-60
-	-	318	120	13	9	-	-	-	-	-	60-90
161	34	153	58	241	176	5	5	953	2 361	5	90+
141	34	195	79	170	106	31	37	206	491	337	20616
-	-	(Z)	(Z)	(Z)	(Z)	-	-	-	-	-	0-.5
(Z)	(Z)	(Z)	(Z)	1	(Z)	-	-	-	-	-	5-1
(Z)	(Z)	-	-	1	(Z)	-	-	(Z)	(Z)	-	1-5
											5-10

JOURNAL OF THE LIBRARY OF CONGRESS

TABLE 3. SHIPMENTS BY MANUFACTURING ESTABLISHMENTS--COMMODITIES AND WEIGHT OF SHIPMENT BY DISTANCE SHIPPED: 1977--CON.

TCC CDDE	COMMODITY AND WEIGHT OF SHIPMENT	ALL SHIPMENTS				TDNS (THOUSANDS) AND TON-MILES (MILLIONS) BY DISTANCE OF SHIPMENT			
		TONS (THOU- SANDS) (A)	TON-MILES (MIL- LIONS) (B)	STANDARD ERRR (PERCENT) FOR COLUMNS--		UNDER 100 MILES		100 TO 199 MILES	
				(A)	(B)	TDNS	TON- MILES	TONS	TON- MILES
2D616	SUGAR MOLASSES . . . . .	2	1	100	100	1	(Z)	-	-
	10,000 TO 19,999 POUNDS . . . . .	65	7	22	34	32	1	20	3
	30,000 TO 59,999 POUNDS . . . . .	17	5	58	56	3	(Z)	2	(Z)
	60,000 TO 89,999 POUNDS . . . . .	491	238	27	26	-	-	38	7
	SHIPMENT WEIGHT UNKNOW . . . . .	599	506	13	27	1	(Z)	-	-
2D617	BLACKSTRAP MOLASSES . . . . .	755	256	14	28	378	12	67	10
	500 TO 999 POUNDS . . . . .	(Z)	(Z)	100	100	(Z)	(Z)	-	-
	1,000 TO 4,999 POUNDS . . . . .	(Z)	(Z)	70	91	(Z)	(Z)	-	-
	10,000 TO 19,999 POUNDS . . . . .	2	(Z)	43	48	2	(Z)	-	-
	20,000 TO 29,999 POUNDS . . . . .	87	2	75	43	86	2	(Z)	(Z)
	30,000 TO 59,999 POUNDS . . . . .	75	11	15	24	37	2	24	4
	60,000 TO 89,999 POUNDS . . . . .	1	(Z)	100	100	1	(Z)	-	-
	90,000 POUNDS AND OVER . . . . .	126	54	34	42	31	(Z)	32	5
	SHIPMENT WEIGHT UNKNOW . . . . .	463	190	22	39	220	8	11	2
2D618	BAGASSE . . . . .	177	4	28	6	177	4	-	-
	10,000 TO 19,999 POUNDS . . . . .	2	(Z)	100	100	2	(Z)	-	-
	20,000 TO 29,999 POUNDS . . . . .	89	3	8	8	89	3	-	-
	30,000 TO 59,999 POUNDS . . . . .	23	1	28	28	23	1	-	-
	SHIPMENT WEIGHT UNKNOW . . . . .	64	(Z)	100	100	64	(Z)	-	-
20619	SUGAR MILL PRODUCTS, NEC . . . . .	88	28	11	30	35	1	5	1
	UNDER 500 POUNDS . . . . .	(Z)	(Z)	98	99	(Z)	(Z)	-	-
	500 TO 999 POUNDS . . . . .	(Z)	(Z)	100	100	-	-	-	-
	1,000 TO 4,999 POUNDS . . . . .	3	(Z)	72	72	3	(Z)	-	-
	5,000 TO 9,999 POUNDS . . . . .	1	1	100	100	-	-	-	-
	10,000 TO 19,999 POUNDS . . . . .	5	(Z)	72	63	4	(Z)	1	(Z)
	20,000 TO 29,999 POUNDS . . . . .	2	(Z)	72	61	2	(Z)	4	(Z)
	30,000 TO 59,999 POUNDS . . . . .	37	6	21	61	24	(Z)	4	-
	60,000 TO 89,999 POUNDS . . . . .	2	(Z)	55	68	2	(Z)	-	-
	90,000 POUNDS AND OVER . . . . .	38	19	24	38	3	(Z)	1	(Z)
2062	SUGAR, REFINED: CANE AND BEET . . . . .	12 391	4 588	9	8	4 114	127	1 372	206
	UNDER 500 POUNDS . . . . .	4	(Z)	30	81	4	(Z)	(Z)	(Z)
	500 TO 999 POUNDS . . . . .	7	1	37	35	5	(Z)	(Z)	(Z)
	1,000 TO 4,999 POUNDS . . . . .	84	7	26	30	66	1	7	1
	5,000 TO 9,999 POUNDS . . . . .	107	19	24	29	65	1	13	2
	10,000 TO 19,999 POUNDS . . . . .	295	74	10	20	200	4	25	4
	20,000 TO 29,999 POUNDS . . . . .	299	59	17	20	182	5	44	7
	30,000 TO 59,999 POUNDS . . . . .	4 726	1 027	11	8	2 304	67	716	109
	60,000 TO 89,999 POUNDS . . . . .	249	90	37	34	48	3	82	12
	90,000 POUNDS AND OVER . . . . .	3 157	2 226	18	16	397	17	28	4
	SHIPMENT WEIGHT UNKNOW . . . . .	3 463	1 084	15	17	844	28	456	66
20621	SUGAR, GRANULATED AND POWDERED . . . . .	7 880	3 786	5	9	2 401	67	779	115
	UNDER 500 POUNDS . . . . .	2	(Z)	22	40	2	(Z)	(Z)	(Z)
	500 TO 999 POUNDS . . . . .	5	1	25	32	3	(Z)	(Z)	(Z)
	1,000 TO 4,999 POUNDS . . . . .	53	4	11	13	40	1	6	1
	5,000 TO 9,999 POUNDS . . . . .	89	18	16	31	47	1	13	2
	10,000 TO 19,999 POUNDS . . . . .	255	73	8	20	160	3	25	4
	20,000 TO 29,999 POUNDS . . . . .	208	45	19	26	124	3	27	4
	30,000 TO 59,999 POUNDS . . . . .	2 902	752	7	9	1 334	36	336	53
	60,000 TO 89,999 POUNDS . . . . .	203	80	44	39	29	2	82	12
	90,000 POUNDS AND OVER . . . . .	2 267	1 865	11	16	150	7	27	4
	SHIPMENT WEIGHT UNKNOW . . . . .	1 896	947	13	20	512	14	262	35
20622	SUGAR, LIQUID AND SYRUP . . . . .	2 632	411	18	14	1 332	43	517	78
	UNDER 500 POUNDS . . . . .	1	(Z)	48	48	1	(Z)	(Z)	(Z)
	500 TO 999 POUNDS . . . . .	2	(Z)	71	56	1	(Z)	(Z)	(Z)
	1,000 TO 4,999 POUNDS . . . . .	23	1	72	77	19	(Z)	1	(Z)
	5,000 TO 9,999 POUNDS . . . . .	12	(Z)	87	97	12	(Z)	-	-
	10,000 TO 19,999 POUNDS . . . . .	36	1	52	49	36	1	-	-
	20,000 TO 29,999 POUNDS . . . . .	88	13	22	34	58	2	14	2
	30,000 TO 59,999 POUNDS . . . . .	1 505	187	25	22	872	27	375	55
	60,000 TO 89,999 POUNDS . . . . .	39	10	41	55	13	(Z)	-	-
	90,000 POUNDS AND OVER . . . . .	209	93	25	32	31	(Z)	-	-
	SHIPMENT WEIGHT UNKNOW . . . . .	716	105	19	17	288	12	126	20
2D625	SUGAR REFINING BYPRODUCTS . . . . .	15	4	34	33	-	-	6	1
	UNDER 500 POUNDS . . . . .	(Z)	(Z)	100	100	-	-	-	-
	SHIPMENT WEIGHT UNKNOW . . . . .	14	4	37	37	-	-	6	1
20626	MOLASSES BEET PULP . . . . .	1 728	363	26	27	335	13	10	2
	1,000 TO 4,999 POUNDS . . . . .	(Z)	(Z)	67	66	(Z)	(Z)	-	-
	5,000 TO 9,999 POUNDS . . . . .	(Z)	(Z)	46	48	(Z)	(Z)	-	-
	10,000 TO 19,999 POUNDS . . . . .	4	(Z)	74	61	4	(Z)	-	-
	20,000 TO 29,999 POUNDS . . . . .	3	(Z)	99	100	(Z)	(Z)	3	(Z)
	30,000 TO 59,999 POUNDS . . . . .	319	88	36	34	98	3	6	1
	60,000 TO 89,999 POUNDS . . . . .	7	(Z)	64	46	6	(Z)	-	-
	90,000 POUNDS AND OVER . . . . .	682	268	60	36	216	10	1	(Z)
	SHIPMENT WEIGHT UNKNOW . . . . .	713	6	27	49	11	(Z)	1	(Z)
20629	SUGAR, REFINED: CANE AND BEET, NEC . . . . .	138	25	5	4	46	2	61	10
	UNDER 500 POUNDS . . . . .	(Z)	(Z)	100	100	(Z)	(Z)	-	-
	500 TO 999 POUNDS . . . . .	(Z)	(Z)	100	100	-	-	-	-
	1,000 TO 4,999 POUNDS . . . . .	8	2	100	100	6	(Z)	-	-
	5,000 TO 9,999 POUNDS . . . . .	6	(Z)	100	100	6	(Z)	-	-
	SHIPMENT WEIGHT UNKNOW . . . . .	123	23	-	-	34	2	61	10
207	CONFECTIONERY AND RELATED PRODUCTS . . . . .	4 124	2 634	10	15	826	31	341	51
	UNDER 500 POUNDS . . . . .	156	93	26	29	28	1	16	2
	500 TO 999 POUNDS . . . . .	222	135	23	25	34	2	26	4
	1,000 TO 4,999 POUNDS . . . . .	484	233	22	23	117	6	36	5
	5,000 TO 9,999 POUNDS . . . . .	281	145	32	25	95	3	8	1
	10,000 TO 19,999 POUNDS . . . . .	356	169	14	17	55	2	48	8

TONS (THOUSANDS) AND TON-MILES (MILLIONS) BY DISTANCE OF SHIPMENT--CON.

200 TO 299 MILES		300 TO 499 MILES		500 TO 999 MILES		1,000 TO 1,499 MILES		1,500 MILES AND OVER		MILEAGE UNKNOWN	TCC CODE AND WT.
TONS	TON-MILES	TONS	TON-MILES	TONS	TON-MILES	TONS	TON-MILES	TONS	TON-MILES	TONS	
-	-	-	-	2	1	-	-	-	-	-	20616
12	3	(Z)	(Z)	-	-	-	-	-	-	-	10-20
8	2	2	(Z)	2	2	-	-	-	-	-	30-60
76	20	185	75	162	101	30	36	-	-	-	60-90
43	9	8	3	3	2	1	1	206	491	337	90+ UK
28	8	54	21	189	130	17	22	21	52	-	20617
-	-	-	-	-	-	-	-	-	-	-	.5-1
-	-	-	-	-	-	-	-	-	-	-	1-5
-	-	-	-	-	-	-	-	-	-	-	10-20
8	2	5	2	1	1	-	-	-	-	-	20-30
-	-	-	-	-	-	-	-	-	-	-	30-60
10	3	6	2	37	29	10	15	-	-	-	60-90
10	3	43	17	151	101	6	7	21	52	-	90+ UK
-	-	-	-	-	-	-	-	-	-	-	20618
-	-	-	-	-	-	-	-	-	-	-	10-20
-	-	-	-	-	-	-	-	-	-	-	20-30
-	-	-	-	-	-	-	-	-	-	-	30-60
-	-	-	-	-	-	-	-	-	-	-	UK
22	5	7	3	14	11	5	7	-	-	-	20619
-	-	-	-	-	-	-	-	-	-	-	0-.5
(Z)	(Z)	-	-	-	-	-	-	-	-	-	.5-1
-	-	-	-	-	-	-	-	-	-	-	1-5
-	-	1	1	1	1	-	-	-	-	-	5-10
-	-	-	-	-	-	-	-	-	-	-	10-20
-	-	5	2	4	3	-	-	-	-	-	20-30
-	-	-	-	-	-	-	-	-	-	-	30-60
22	5	1	(Z)	7	6	5	7	-	-	-	60-90
-	-	-	-	-	-	-	-	-	-	-	90+
1 333	328	1 456	555	2 132	1 482	565	691	656	1 200	762	2062
(Z)	(Z)	(Z)	(Z)	(Z)	(Z)	(Z)	(Z)	-	-	-	0-.5
1	(Z)	1	(Z)	1	(Z)	-	-	(Z)	(Z)	-	.5-1
6	2	2	1	3	2	-	-	-	-	-	1-5
15	4	6	2	4	2	-	-	4	7	-	5-10
10	2	11	4	18	12	12	17	19	31	-	10-20
8	2	35	13	22	17	-	-	8	15	-	20-30
534	134	619	237	457	314	31	36	65	131	-	30-60
29	8	28	11	41	24	-	-	20	32	-	60-90
258	62	510	189	1 286	917	319	378	359	659	-	90+
472	114	246	98	299	193	204	260	181	324	762	UK
790	192	907	364	1 896	1 316	445	541	654	1 190	8	20621
(Z)	(Z)	(Z)	(Z)	-	-	-	-	-	-	-	0-.5
1	(Z)	(Z)	(Z)	(Z)	(Z)	-	-	(Z)	(Z)	-	.5-1
5	1	1	(Z)	1	1	-	-	-	-	-	1-5
15	4	6	2	4	2	-	-	4	7	-	5-10
10	2	11	4	18	12	12	17	19	31	-	10-20
8	2	20	8	22	17	-	-	7	12	-	20-30
349	87	406	158	390	267	23	28	64	124	-	30-60
28	8	1	(Z)	41	24	-	-	20	32	-	60-90
96	22	278	114	1 150	821	207	237	359	659	-	90+
279	66	183	76	268	171	204	260	181	324	8	UK
327	82	214	76	175	121	-	-	2	10	65	20622
-	-	-	(Z)	(Z)	(Z)	-	-	-	-	-	0-.5
2	(Z)	1	(Z)	-	-	-	-	-	-	-	.5-1
-	-	-	(Z)	-	-	-	-	-	-	-	1-5
-	-	-	-	-	-	-	-	-	-	-	5-10
(Z)	(Z)	14	5	-	-	-	-	-	3	-	10-20
137	35	70	25	50	37	-	-	1	3	-	20-30
-	-	26	10	-	-	-	-	2	7	-	30-60
20	5	53	19	105	70	-	-	-	-	-	60-90
168	41	49	17	21	14	-	-	-	-	-	90+
-	-	-	-	-	-	-	-	-	-	65	UK
5	1	3	1	(Z)	(Z)	(Z)	(Z)	-	-	-	20625
(Z)	(Z)	-	(Z)	(Z)	(Z)	(Z)	(Z)	-	-	-	0-.5
5	1	3	1	-	-	-	-	-	-	-	UK
195	48	323	111	56	39	120	150	-	-	689	20626
-	-	-	-	-	-	-	-	-	-	-	1-5
-	-	-	-	-	-	-	-	-	-	-	5-10
-	-	-	-	-	-	-	-	-	-	-	10-20
-	-	-	-	-	-	-	-	-	-	-	20-30
48	12	143	54	17	10	8	8	-	-	-	30-60
1	(Z)	-	-	-	-	-	-	-	-	-	60-90
143	35	178	56	32	26	112	141	-	-	-	90+
3	1	2	1	8	4	-	-	-	-	-	UK
17	5	9	3	5	5	-	-	-	-	-	20629
(Z)	(Z)	-	-	(Z)	(Z)	-	-	-	-	-	0-.5
-	-	-	-	2	1	-	-	-	-	-	.5-1
-	-	-	-	-	-	-	-	-	-	-	1-5
17	5	9	3	3	3	-	-	-	-	-	5-10
-	-	-	-	-	-	-	-	-	-	-	UK
344	87	577	219	1 132	790	301	368	521	1 087	81	207
13	3	34	13	40	27	8	10	17	35	(Z)	0-.5
28	7	42	16	53	36	13	15	26	55	-	.5-1
61	16	99	39	126	83	12	14	32	70	-	1-5
15	4	33	12	99	72	6	7	25	46	-	5-10
59	15	64	23	93	62	23	27	15	32	-	10-20

NATIONAL ARCHIVES  
 COLLEGE PARK, MARYLAND  
 LIBRARY OF THE  
 CLINTON



TABLE 3. SHIPMENTS BY MANUFACTURING ESTABLISHMENTS--COMMODITIES AND WEIGHT OF SHIPMENT BY DISTANCE SHIPPED: 1977--CON.

TCC CODE	COMMODITY AND WEIGHT OF SHIPMENT	ALL SHIPMENTS				TONS (THOUSANDS) AND TON-MILES (MILLIONS) BY DISTANCE OF SHIPMENT			
		TONS (THOUSANDS) (A)	TON-MILES (MILLIONS) (B)	STANDARD ERROR (PERCENT) FOR COLUMNS--		UNDER 100 MILES		100 TO 199 MILES	
				(A)	(B)	TONS	TON-MILES	TONS	TON-MILES
207	CONFECTIONERY AND RELATED PRODUCTS								
	20,000 TO 29,999 POUNDS . . . . .	373	191	26	29	85	3	47	7
	30,000 TO 59,999 POUNDS . . . . .	1 308	933	18	23	185	7	97	15
	60,000 TO 89,999 POUNDS . . . . .	81	70	22	21	11	(Z)	9	2
	90,000 POUNDS AND OVER . . . . .	242	412	91	95	38	1	-	-
	SHIPMENT WEIGHT UNKNOWN . . . . .	621	252	19	19	178	6	53	8
20711	CANDY AND CANDY BARS * . . . . .	2 225	1 312	14	14	422	14	211	31
	UNDER 500 POUNDS . . . . .	79	48	38	42	13	1	7	1
	500 TO 999 POUNDS . . . . .	115	68	42	47	17	1	17	2
	1,000 TO 4,999 POUNDS . . . . .	254	121	40	42	56	3	24	3
	5,000 TO 9,999 POUNDS . . . . .	155	70	60	51	61	1	3	1
	10,000 TO 19,999 POUNDS . . . . .	173	66	23	25	33	1	29	5
	20,000 TO 29,999 POUNDS . . . . .	179	75	32	12	52	1	28	4
	30,000 TO 59,999 POUNDS . . . . .	697	601	19	24	39	1	42	6
	60,000 TO 89,999 POUNDS . . . . .	6	6	55	66	-	-	-	-
	90,000 POUNDS AND OVER . . . . .	5	8	100	100	-	-	-	-
	SHIPMENT WEIGHT UNKNOWN . . . . .	563	248	24	25	153	5	61	9
20712	NUTS: BLANCHED, COATED, COOKED, AND ROASTED.	509	260	27	25	77	3	52	9
	UNDER 500 POUNDS . . . . .	9	3	53	75	2	(Z)	1	(Z)
	500 TO 999 POUNDS . . . . .	4	1	81	55	2	(Z)	(Z)	(Z)
	1,000 TO 4,999 POUNDS . . . . .	29	8	71	49	13	(Z)	2	(Z)
	5,000 TO 9,999 POUNDS . . . . .	33	12	38	20	9	(Z)	5	1
	10,000 TO 19,999 POUNDS . . . . .	71	35	18	20	7	(Z)	9	1
	20,000 TO 29,999 POUNDS . . . . .	54	33	15	20	5	(Z)	8	1
	30,000 TO 59,999 POUNDS . . . . .	208	117	24	32	35	1	17	3
	60,000 TO 89,999 POUNDS . . . . .	45	44	28	33	-	-	10	2
	90,000 POUNDS AND OVER . . . . .	2	2	100	100	-	-	-	-
	SHIPMENT WEIGHT UNKNOWN . . . . .	53	5	82	61	5	(Z)	1	(Z)
20713	CHOCOLATE AND COCOA PRODUCTS	450	213	12	10	95	4	39	6
	UNDER 500 POUNDS . . . . .	11	4	57	56	2	(Z)	1	(Z)
	500 TO 999 POUNDS . . . . .	5	2	49	36	1	(Z)	1	(Z)
	1,000 TO 4,999 POUNDS . . . . .	32	14	36	31	10	1	2	(Z)
	5,000 TO 9,999 POUNDS . . . . .	27	10	29	30	10	(Z)	1	(Z)
	10,000 TO 19,999 POUNDS . . . . .	70	34	16	16	8	(Z)	11	2
	20,000 TO 29,999 POUNDS . . . . .	47	29	24	32	8	(Z)	3	(Z)
	30,000 TO 59,999 POUNDS . . . . .	187	103	16	14	39	2	15	2
	60,000 TO 89,999 POUNDS . . . . .	21	4	31	37	11	(Z)	-	-
	90,000 POUNDS AND OVER . . . . .	2	1	69	75	-	-	-	-
	SHIPMENT WEIGHT UNKNOWN . . . . .	50	11	48	79	6	(Z)	4	(Z)
20714	CHEWING GUM . . . . .	528	320	49	55	132	6	28	4
	UNDER 500 POUNDS . . . . .	31	16	9	19	5	(Z)	5	1
	500 TO 999 POUNDS . . . . .	64	32	44	44	7	(Z)	6	1
	1,000 TO 4,999 POUNDS . . . . .	107	48	40	53	17	1	7	1
	5,000 TO 9,999 POUNDS . . . . .	38	29	30	45	11	1	-	-
	10,000 TO 19,999 POUNDS . . . . .	20	14	52	57	5	(Z)	-	-
	20,000 TO 29,999 POUNDS . . . . .	57	34	84	95	10	1	10	1
	30,000 TO 59,999 POUNDS . . . . .	146	95	94	99	52	2	-	-
	SHIPMENT WEIGHT UNKNOWN . . . . .	65	52	3	13	24	1	-	-
20719	CONFECTIONERY AND RELATED PRODUCTS, NEC.	649	663	28	47	116	5	35	5
	UNDER 500 POUNDS . . . . .	32	24	53	64	7	(Z)	2	(Z)
	500 TO 999 POUNDS . . . . .	38	38	47	49	2	(Z)	2	(Z)
	1,000 TO 4,999 POUNDS . . . . .	56	45	44	51	6	(Z)	4	1
	5,000 TO 9,999 POUNDS . . . . .	49	27	42	47	12	1	(Z)	(Z)
	10,000 TO 19,999 POUNDS . . . . .	42	29	52	63	4	(Z)	3	(Z)
	20,000 TO 29,999 POUNDS . . . . .	57	26	31	42	17	1	-	-
	30,000 TO 59,999 POUNDS . . . . .	118	48	22	42	20	1	24	4
	60,000 TO 89,999 POUNDS . . . . .	5	11	69	69	-	-	-	-
	90,000 POUNDS AND OVER . . . . .	230	405	98	100	40	1	-	-
	SHIPMENT WEIGHT UNKNOWN . . . . .	22	11	28	7	9	(Z)	-	-
208	BEVERAGES AND FLAVORING EXTRACTS	80 713	17 777	9	7	44 371	1 263	11 848	1 690
	UNDER 500 POUNDS . . . . .	730	349	43	91	331	8	243	40
	500 TO 999 POUNDS . . . . .	210	30	48	57	170	4	10	2
	1,000 TO 4,999 POUNDS . . . . .	866	123	33	21	680	10	45	7
	5,000 TO 9,999 POUNDS . . . . .	1 988	124	40	18	1 753	32	104	13
	10,000 TO 19,999 POUNDS . . . . .	1 177	212	23	17	801	14	120	16
	20,000 TO 29,999 POUNDS . . . . .	683	153	26	17	274	9	205	28
	30,000 TO 59,999 POUNDS . . . . .	26 766	5 605	23	19	10 004	531	6 985	1 026
	60,000 TO 89,999 POUNDS . . . . .	1 970	1 272	6	8	287	14	204	33
	90,000 POUNDS AND OVER . . . . .	9 040	5 587	6	7	809	37	848	133
	SHIPMENT WEIGHT UNKNOWN . . . . .	37 284	4 322	16	11	29 263	605	3 084	393
2082	MALT LIQUORS . . . . .	23 290	7 661	6	9	5 467	266	4 789	716
	UNDER 500 POUNDS . . . . .	(Z)	(Z)	64	48	(Z)	(Z)	-	-
	500 TO 999 POUNDS . . . . .	1	(Z)	54	56	1	(Z)	(Z)	(Z)
	1,000 TO 4,999 POUNDS . . . . .	12	1	24	40	7	(Z)	3	(Z)
	5,000 TO 9,999 POUNDS . . . . .	32	5	24	34	19	1	4	(Z)
	10,000 TO 19,999 POUNDS . . . . .	87	12	13	31	62	1	10	2
	20,000 TO 29,999 POUNDS . . . . .	169	19	31	23	105	4	41	6
	30,000 TO 59,999 POUNDS . . . . .	14 290	3 004	8	17	4 483	228	3 959	586
	60,000 TO 89,999 POUNDS . . . . .	934	519	9	10	87	4	70	12
	90,000 POUNDS AND OVER . . . . .	5 254	2 846	8	7	309	16	566	90
	SHIPMENT WEIGHT UNKNOWN . . . . .	2 509	1 255	5	8	392	11	136	20
20821	BEER: IN BARRELS, BOTTLES, CANS, AND KEGS.	23 032	7 654	6	9	5 343	263	4 788	716
	UNDER 500 POUNDS . . . . .	(Z)	(Z)	60	39	(Z)	(Z)	-	-
	500 TO 999 POUNDS . . . . .	1	(Z)	53	60	1	(Z)	(Z)	(Z)
	1,000 TO 4,999 POUNDS . . . . .	11	1	27	45	7	(Z)	3	(Z)
	5,000 TO 9,999 POUNDS . . . . .	27	4	28	39	15	1	4	(Z)
	10,000 TO 19,999 POUNDS . . . . .	86	11	13	34	62	1	9	1
	20,000 TO 29,999 POUNDS . . . . .	168	18	31	24	105	4	41	6
	30,000 TO 59,999 POUNDS . . . . .	14 266	3 003	8	17	4 459	227	3 959	586

TONS (THOUSANDS) AND TON-MILES (MILLIONS) BY DISTANCE OF SHIPMENT--CON.

200 TO 299 MILES		300 TO 499 MILES		500 TO 999 MILES		1,000 TO 1,499 MILES		1,500 MILES AND OVER		MILEAGE UNKNOWN	TCC CODE AND WT.
TONS	TON-MILES	TONS	TON-MILES	TONS	TON-MILES	TONS	TON-MILES	TONS	TON-MILES	TONS	
40	10	50	19	102	76	19	21	30	54	-	207
88	22	158	58	466	326	172	213	143	291	-	20-30
2	1	20	7	11	8	6	8	21	45	-	60-90
-	-	12	5	1	1	8	10	182	395	-	90+
37	9	65	26	141	98	35	42	31	64	81	UK
183	47	318	125	641	436	227	276	191	384	31	20711
5	1	20	8	23	15	2	2	9	21	-	0-.5
14	3	17	7	33	22	5	6	12	27	-	.5-1
38	10	51	19	61	37	6	7	19	42	-	1-5
4	1	14	5	55	34	2	3	14	26	-	5-10
27	7	30	12	45	28	8	10	2	4	-	10-20
20	5	23	9	36	26	10	12	10	18	-	20-30
38	10	78	31	254	179	155	191	90	183	-	30-60
-	-	2	1	2	2	-	-	5	4	-	60-90
-	-	-	-	-	-	-	-	-	8	-	90+
38	10	82	34	133	93	38	44	29	53	31	UK
47	12	113	37	118	79	23	28	40	92	39	20712
1	(Z)	3	1	1	1	-	-	(Z)	1	-	0-.5
(Z)	(Z)	1	(Z)	(Z)	(Z)	(Z)	(Z)	(Z)	(Z)	-	.5-1
4	1	6	2	4	3	(Z)	(Z)	1	1	-	1-5
5	1	7	2	5	4	1	1	1	1	-	5-10
21	6	18	6	10	7	2	2	5	11	-	10-20
6	2	13	5	13	9	5	6	5	11	-	20-30
8	2	46	14	76	49	10	12	16	36	-	30-60
-	-	13	4	9	6	1	1	13	30	-	60-90
-	-	1	(Z)	-	-	2	2	-	-	-	90+
1	(Z)	5	2	(Z)	(Z)	3	3	-	-	39	UK
67	16	58	22	117	85	31	36	22	45	21	20713
(Z)	(Z)	3	1	3	2	(Z)	(Z)	(Z)	(Z)	(Z)	0-.5
(Z)	(Z)	1	(Z)	1	(Z)	1	1	(Z)	(Z)	-	.5-1
2	1	7	3	9	7	1	2	1	1	-	1-5
4	1	5	2	5	4	2	2	(Z)	(Z)	-	5-10
11	3	15	5	15	11	9	11	1	2	-	10-20
11	3	6	2	7	5	3	3	9	16	-	20-30
31	7	14	6	65	48	12	14	11	24	-	30-60
2	1	7	2	1	1	-	-	-	-	-	60-90
-	-	1	(Z)	1	1	-	-	-	-	-	90+
5	1	1	(Z)	9	5	2	3	(Z)	(Z)	21	UK
35	9	55	22	207	153	14	18	57	110	(Z)	20714
4	1	4	2	8	6	2	2	2	4	(Z)	0-.5
12	3	20	8	12	8	2	2	5	9	-	.5-1
15	4	24	9	41	26	2	2	2	5	-	1-5
3	1	4	2	18	17	(Z)	(Z)	4	10	-	5-10
-	-	2	1	5	5	-	-	3	8	-	10-20
-	-	2	1	28	21	(Z)	1	6	10	-	20-30
-	-	-	-	69	52	1	2	24	39	-	30-60
-	-	-	-	24	18	7	9	9	23	-	UK
35	8	73	29	145	106	19	23	226	487	(Z)	20719
2	1	3	1	7	5	5	6	5	10	(Z)	0-.5
3	1	6	2	10	6	6	7	9	20	-	.5-1
4	1	7	3	21	14	4	4	10	22	-	1-5
3	1	6	3	25	19	(Z)	(Z)	2	4	-	5-10
2	(Z)	5	2	23	16	1	1	5	9	-	10-20
7	2	10	4	23	18	-	-	-	-	-	20-30
14	3	29	11	23	15	3	4	5	11	-	30-60
-	-	-	-	-	-	-	-	5	11	-	60-90
-	-	6	2	-	-	-	-	184	401	-	90+
(Z)	(Z)	(Z)	(Z)	13	10	-	-	-	-	-	UK
7 805	1 891	5 685	2 180	7 582	5 391	1 236	1 480	1 827	3 882	358	208
4	1	7	3	11	7	3	3	133	287	(Z)	0-.5
4	1	6	2	8	6	9	11	2	4	-	.5-1
28	7	33	13	40	28	24	26	17	33	-	1-5
33	8	41	15	32	21	18	21	6	13	-	5-10
60	14	51	20	108	71	9	11	29	65	-	10-20
80	20	33	14	68	44	7	8	16	32	-	20-30
5 149	1 230	2 714	1 029	1 496	1 003	129	150	290	636	-	30-60
183	45	359	144	628	466	125	149	184	420	-	60-90
1 168	297	1 727	655	3 021	2 172	772	928	695	1 365	-	90+
1 097	267	715	286	2 171	1 572	141	172	455	1 028	358	UK
4 113	1 002	3 651	1 394	4 280	3 048	601	720	262	516	127	2082
(Z)	(Z)	(Z)	(Z)	(Z)	(Z)	(Z)	(Z)	(Z)	(Z)	-	0-.5
(Z)	(Z)	-	-	-	-	-	-	-	-	-	.5-1
4	1	4	(Z)	(Z)	(Z)	-	-	-	-	-	1-5
4	1	6	2	5	4	1	1	-	-	-	5-10
7	2	11	4	4	3	-	-	-	-	-	10-20
3 038	730	1 886	711	816	535	30	34	78	181	-	20-30
101	25	210	83	376	287	91	107	-	-	-	30-60
842	216	1 255	472	1 663	1 191	435	526	184	335	-	60-90
117	28	279	119	1 414	1 026	45	51	-	-	-	90+
4 113	1 002	3 649	1 393	4 275	3 045	601	720	262	516	-	20821
-	-	-	-	(Z)	(Z)	(Z)	(Z)	(Z)	(Z)	-	0-.5
-	-	1	(Z)	-	-	-	-	-	-	-	.5-1
4	1	3	1	2	1	-	-	-	-	-	1-5
4	1	5	2	5	4	1	1	-	-	-	5-10
7	2	11	4	3	2	-	-	-	-	-	10-20
3 038	730	1 886	711	816	535	30	34	78	181	-	20-30

COPYRIGHT OF THE U.S. GOVERNMENT

TABLE 3. SHIPMENTS BY MANUFACTURING ESTABLISHMENTS--COMMODITIES AND WEIGHT OF SHIPMENT BY DISTANCE SHIPPED: 1977--CON.

TCC CODE	COMMODITY AND WEIGHT OF SHIPMENT	ALL SHIPMENTS				TONS (THOUSANDS) AND TON-MILES (MILLIONS) BY DISTANCE OF SHIPMENT			
		TONS (THOU- SANDS) (A)	TON-MILES (MIL- LIONS) (B)	STANDARD ERROR (PERCENT) FOR COLUMNS--		UNDER 100 MILES		100 TO 199 MILES	
				(A)	(B)	TONS	TON- MILES	TONS	TON- MILES
20821	BEER: IN BARRELS, BOTTLES, CANS, AND KEGS. . . . .								
	60,000 TO 89,999 POUNDS. . . . .	926	517	9	10	81	4	70	12
	90,000 POUNDS AND OVER. . . . .	5 242	2 844	8	7	297	15	566	90
	SHIPMENT WEIGHT UNKNOWN. . . . .	2 304	1 255	5	8	314	11	136	20
20823	MALT EXTRACTS AND BREWERS SPENT GRAINS . . . . .	258	7	35	66	124	3	1	(Z)
	UNDER 500 POUNDS. . . . .	(Z)	(Z)	84	96	(Z)	(Z)	-	-
	500 TO 999 POUNDS. . . . .	(Z)	(Z)	77	95	(Z)	(Z)	-	-
	1,000 TO 4,999 POUNDS. . . . .	1	(Z)	95	99	(Z)	(Z)	(Z)	(Z)
	5,000 TO 9,999 POUNDS. . . . .	5	1	76	99	4	(Z)	-	-
	10,000 TO 19,999 POUNDS. . . . .	1	1	100	100	-	-	(Z)	(Z)
	20,000 TO 29,999 POUNDS. . . . .	1	(Z)	100	100	-	-	-	-
	30,000 TO 59,999 POUNDS. . . . .	24	1	84	96	24	1	-	-
	60,000 TO 89,999 POUNDS. . . . .	8	2	75	94	5	(Z)	-	-
	90,000 POUNDS AND OVER. . . . .	12	1	100	100	12	1	-	-
	SHIPMENT WEIGHT UNKNOWN. . . . .	206	(Z)	43	100	78	(Z)	-	-
2083	MALT . . . . .	2 632	1 293	10	11	545	16	220	34
	UNDER 500 POUNDS. . . . .	(Z)	(Z)	100	100	(Z)	(Z)	-	-
	1,000 TO 4,999 POUNDS. . . . .	(Z)	(Z)	100	100	(Z)	(Z)	-	-
	5,000 TO 9,999 POUNDS. . . . .	1	(Z)	100	100	1	(Z)	-	-
	10,000 TO 19,999 POUNDS. . . . .	6	1	100	100	-	-	6	1
	30,000 TO 59,999 POUNDS. . . . .	86	17	25	33	47	3	17	3
	60,000 TO 89,999 POUNDS. . . . .	40	13	31	35	15	1	8	1
	90,000 POUNDS AND OVER. . . . .	1 980	1 101	11	12	315	11	120	18
	SHIPMENT WEIGHT UNKNOWN. . . . .	519	161	19	24	166	2	69	12
20831	MALT . . . . .	2 250	1 176	9	11	360	12	187	30
	30,000 TO 59,999 POUNDS. . . . .	10	1	28	28	3	(Z)	3	1
	60,000 TO 89,999 POUNDS. . . . .	8	5	62	73	-	-	-	-
	90,000 POUNDS AND OVER. . . . .	1 965	1 093	11	12	310	11	114	17
	SHIPMENT WEIGHT UNKNOWN. . . . .	267	77	5	12	47	2	69	12
20832	MALT FLOUR AND SPROUTS . . . . .	93	22	24	29	45	2	22	3
	5,000 TO 9,999 POUNDS. . . . .	1	(Z)	100	100	1	(Z)	-	-
	30,000 TO 59,999 POUNDS. . . . .	60	13	27	37	35	2	12	2
	60,000 TO 89,999 POUNDS. . . . .	21	6	41	48	6	(Z)	8	1
	90,000 POUNDS AND OVER. . . . .	5	(Z)	69	88	3	(Z)	3	(Z)
	SHIPMENT WEIGHT UNKNOWN. . . . .	6	3	55	61	-	-	-	-
20841	WINES, BRANDY, AND BRANDY SPIRITS * . . . . .	3 207	2 906	11	8	973	50	314	48
	UNDER 500 POUNDS. . . . .	9	1	25	32	8	(Z)	(Z)	(Z)
	500 TO 999 POUNDS. . . . .	8	1	29	29	5	(Z)	(Z)	(Z)
	1,000 TO 4,999 POUNDS. . . . .	54	14	47	44	34	1	6	1
	5,000 TO 9,999 POUNDS. . . . .	57	30	89	32	30	(Z)	8	1
	10,000 TO 19,999 POUNDS. . . . .	50	44	16	18	10	1	3	1
	20,000 TO 29,999 POUNDS. . . . .	39	23	12	23	15	1	4	1
	30,000 TO 59,999 POUNDS. . . . .	776	550	15	12	127	8	68	11
	60,000 TO 89,999 POUNDS. . . . .	218	409	15	20	2	(Z)	9	2
	90,000 POUNDS AND OVER. . . . .	403	736	10	11	6	(Z)	-	-
	SHIPMENT WEIGHT UNKNOWN. . . . .	1 592	1 097	22	20	753	39	218	33
2085	DISTILLED, RECTIFIED, AND BLENDED LIQUORS. . . . .	3 151	1 696	11	8	461	19	271	43
	UNDER 500 POUNDS. . . . .	16	2	74	52	12	(Z)	(Z)	(Z)
	500 TO 999 POUNDS. . . . .	15	3	59	29	10	(Z)	2	(Z)
	1,000 TO 4,999 POUNDS. . . . .	62	21	56	26	22	(Z)	6	1
	5,000 TO 9,999 POUNDS. . . . .	42	18	19	22	9	(Z)	4	1
	10,000 TO 19,999 POUNDS. . . . .	230	111	44	32	72	2	21	4
	20,000 TO 29,999 POUNDS. . . . .	111	51	23	24	17	1	12	2
	30,000 TO 59,999 POUNDS. . . . .	1 077	509	12	13	151	7	108	18
	60,000 TO 89,999 POUNDS. . . . .	1 447	272	10	12	16	1	15	2
	90,000 POUNDS AND OVER. . . . .	672	500	16	15	58	2	69	10
	SHIPMENT WEIGHT UNKNOWN. . . . .	479	209	43	41	94	5	33	5
20851	DISTILLED, RECTIFIED, AND BLENDED LIQUORS. . . . .	3 045	1 650	11	9	461	19	269	42
	UNDER 500 POUNDS. . . . .	16	2	74	52	12	(Z)	(Z)	(Z)
	500 TO 999 POUNDS. . . . .	15	3	59	29	10	(Z)	2	(Z)
	1,000 TO 4,999 POUNDS. . . . .	60	21	57	26	22	(Z)	4	1
	5,000 TO 9,999 POUNDS. . . . .	42	18	19	22	9	(Z)	4	1
	10,000 TO 19,999 POUNDS. . . . .	230	111	44	32	72	2	21	4
	20,000 TO 29,999 POUNDS. . . . .	111	51	23	24	17	1	12	2
	30,000 TO 59,999 POUNDS. . . . .	1 050	500	11	13	151	7	108	18
	60,000 TO 89,999 POUNDS. . . . .	1 445	271	10	12	16	1	15	2
	90,000 POUNDS AND OVER. . . . .	606	468	18	16	58	2	69	10
	SHIPMENT WEIGHT UNKNOWN. . . . .	470	204	44	42	94	5	33	5
20859	BYPRODUCTS OF LIQUOR DISTILLING. . . . .	105	46	21	18	(Z)	(Z)	2	(Z)
	1,000 TO 4,999 POUNDS. . . . .	2	(Z)	95	94	-	-	2	(Z)
	20,000 TO 29,999 POUNDS. . . . .	(Z)	(Z)	100	100	-	-	-	-
	30,000 TO 59,999 POUNDS. . . . .	27	9	80	64	-	-	-	-
	60,000 TO 89,999 POUNDS. . . . .	1	1	40	42	-	-	-	-
	90,000 POUNDS AND OVER. . . . .	65	31	20	23	(Z)	(Z)	-	-
	SHIPMENT WEIGHT UNKNOWN. . . . .	10	5	24	28	-	-	-	-
20861	SOFT DRINKS: BOTTLED, CANNED, AND IN BULK * . . . . .	46 193	2 567	15	27	38 167	886	5 432	711
	UNDER 500 POUNDS. . . . .	647	342	46	94	311	7	193	32
	500 TO 999 POUNDS. . . . .	152	9	59	88	146	3	1	(Z)
	1,000 TO 4,999 POUNDS. . . . .	960	14	48	30	946	11	12	1
	5,000 TO 9,999 POUNDS. . . . .	4 571	94	51	48	4 478	81	77	9
	10,000 TO 19,999 POUNDS. . . . .	1 543	36	48	47	1 448	18	60	7
	20,000 TO 29,999 POUNDS. . . . .	286	33	53	44	112	3	132	16
	30,000 TO 59,999 POUNDS. . . . .	7 172	853	50	55	4 030	239	1 860	268
	60,000 TO 89,999 POUNDS. . . . .	190	15	26	39	126	5	61	9
	90,000 POUNDS AND OVER. . . . .	91	4	71	90	16	1	22	4
	SHIPMENT WEIGHT UNKNOWN. . . . .	30 582	1 138	18	24	26 554	518	3 014	365
20871	MISCELLANEOUS FLAVORING EXTRACTS AND SYRUPS * . . . . .	2 035	893	21	28	757	25	206	28



TONS (THOUSANDS) AND TON-MILES (MILLIONS) BY DISTANCE OF SHIPMENT--CON.

200 TO 299 MILES		300 TO 499 MILES		500 TO 999 MILES		1,000 TO 1,499 MILES		1,500 MILES AND OVER		MILEAGE UNKNOWN	TCC CODE AND WT.
TONS	TON-MILES	TONS	TON-MILES	TONS	TON-MILES	TONS	TON-MILES	TONS	TON-MILES	TONS	
101	25	210	83	373	286	91	107	-	-	-	20821
842	216	1 255	472	1 663	1 191	435	526	184	335	-	60-90
117	28	279	119	1 414	1 026	45	51	-	-	-	90+
(Z)	(Z)	2	1	5	3	-	-	-	-	-	UK
(Z)	(Z)	(Z)	(Z)	(Z)	(Z)	-	-	-	-	127	20823
(Z)	(Z)	-	-	-	-	-	-	-	-	-	0-.5
(Z)	(Z)	-	-	(Z)	(Z)	-	-	-	-	-	.5-1
-	-	1	(Z)	-	-	-	-	-	-	-	1-5
-	-	(Z)	(Z)	1	(Z)	-	-	-	-	-	5-10
-	-	-	-	1	(Z)	-	-	-	-	-	10-20
-	-	-	-	-	-	-	-	-	-	-	20-30
-	-	-	-	3	2	-	-	-	-	-	30-60
-	-	-	-	-	-	-	-	-	-	-	60-90
-	-	-	-	-	-	-	-	-	-	127	UK
275	72	329	128	978	708	270	310	15	25	(Z)	2083
-	-	-	-	-	-	-	-	-	-	-	0-.5
-	-	-	-	-	-	-	-	-	-	-	1-5
-	-	-	-	-	-	-	-	-	-	-	5-10
5	1	3	1	13	9	1	1	-	-	-	10-20
1	(Z)	4	2	12	9	-	-	-	-	-	30-60
165	43	269	100	827	596	269	309	15	25	-	60-90
104	28	53	25	126	94	-	-	(Z)	(Z)	(Z)	90+
274	71	272	101	878	635	269	309	11	17	(Z)	20831
3	1	-	-	-	-	-	-	-	-	-	30-60
1	(Z)	4	1	4	4	-	-	-	-	-	60-90
165	43	269	100	827	596	269	309	11	17	-	90+
104	28	-	-	47	35	-	-	(Z)	(Z)	(Z)	UK
1	(Z)	6	2	18	13	1	1	-	-	-	20832
-	-	-	-	-	-	-	-	-	-	-	5-10
1	(Z)	2	1	9	7	1	1	-	-	-	30-60
-	-	-	-	7	5	-	-	-	-	-	60-90
-	-	-	-	2	2	-	-	-	-	-	90+
-	-	4	1	2	2	-	-	-	-	-	UK
168	42	300	110	283	197	103	138	1 053	2 321	14	20841
(Z)	(Z)	(Z)	(Z)	(Z)	(Z)	(Z)	(Z)	(Z)	(Z)	-	0-.5
(Z)	(Z)	2	1	(Z)	(Z)	-	-	(Z)	(Z)	1	.5-1
(Z)	(Z)	7	2	1	1	2	2	3	7	1	1-5
2	1	14	5	11	7	9	11	3	6	6	5-10
3	1	5	2	15	12	2	3	12	25	7	10-20
7	2	2	1	3	2	2	2	7	14	14	20-30
98	25	177	64	138	96	29	36	139	310	310	30-60
6	1	3	1	34	26	2	4	161	376	376	60-90
13	3	4	2	24	13	31	44	325	673	673	90+
38	9	86	32	55	40	26	36	402	908	908	UK
397	100	725	291	943	648	120	138	232	457	2	2085
1	(Z)	1	(Z)	2	1	(Z)	(Z)	(Z)	(Z)	-	0-.5
(Z)	(Z)	1	(Z)	1	1	(Z)	(Z)	(Z)	(Z)	1	.5-1
13	3	6	3	10	6	2	2	3	6	6	1-5
7	2	10	4	9	6	1	1	2	5	5	5-10
9	2	26	11	82	50	4	5	15	38	7	10-20
14	3	20	8	40	25	5	5	4	7	7	20-30
173	45	306	123	248	169	39	43	51	103	103	30-60
74	19	109	45	178	125	30	35	23	44	44	60-90
60	14	123	52	229	171	2	2	130	249	249	90+
46	11	122	45	144	95	37	43	2	5	2	UK
363	91	702	281	899	622	120	138	231	456	-	20851
1	(Z)	1	(Z)	2	1	(Z)	(Z)	(Z)	(Z)	-	0-.5
(Z)	(Z)	1	(Z)	1	1	(Z)	(Z)	(Z)	(Z)	1	.5-1
13	3	6	3	10	6	2	2	3	6	6	1-5
7	2	10	4	9	6	1	1	2	5	5	5-10
9	2	26	11	82	50	4	5	15	38	7	10-20
13	3	20	8	40	25	5	5	4	7	7	20-30
147	37	306	123	248	169	39	43	51	103	103	30-60
74	19	109	45	177	124	30	35	23	44	44	60-90
53	12	102	43	193	150	2	2	130	249	249	90+
46	11	121	44	137	90	37	43	2	5	2	UK
34	9	22	9	44	26	-	-	1	1	2	20859
(Z)	(Z)	-	-	(Z)	(Z)	-	-	-	-	-	1-5
26	7	-	-	-	-	-	-	-	-	-	20-30
(Z)	(Z)	-	-	(Z)	(Z)	-	-	1	1	1	30-60
8	2	21	9	36	21	-	-	-	-	-	60-90
-	-	1	(Z)	7	4	-	-	-	-	-	90+
-	-	-	-	-	-	-	-	-	-	2	UK
1 884	447	224	85	151	113	8	9	146	316	181	20861
(Z)	(Z)	3	1	(Z)	(Z)	(Z)	(Z)	(Z)	(Z)	-	0-.5
(Z)	(Z)	(Z)	(Z)	(Z)	(Z)	5	5	(Z)	(Z)	-	.5-1
(Z)	(Z)	(Z)	(Z)	(Z)	(Z)	(Z)	(Z)	(Z)	(Z)	1	1-5
14	3	2	1	1	(Z)	-	-	-	-	-	5-10
31	7	2	1	-	-	-	-	1	3	3	10-20
41	10	-	-	-	-	-	-	2	3	3	20-30
1 117	264	111	44	47	28	3	3	4	7	7	30-60
-	-	3	1	-	-	-	-	-	-	-	60-90
12	3	15	5	25	21	-	-	-	-	-	90+
669	160	88	32	78	63	-	-	-	-	181	UK
229	56	208	83	357	251	109	135	154	316	15	20871

UNIVERSITY OF MICHIGAN LIBRARY

TABLE 3. SHIPMENTS BY MANUFACTURING ESTABLISHMENTS--COMMODITIES AND WEIGHT OF SHIPMENT BY DISTANCE SHIPPED: 1977--CON.

TCC CODE	COMMODITY AND WEIGHT OF SHIPMENT	ALL SHIPMENTS				TDNS (THOUSANDS) AND TON-MILES (MILLIONS) BY DISTANCE OF SHIPMENT			
		TONS (THOU- SANDS) (A)	TON-MILES (MIL- LIONS) (B)	STANDARD ERROR (PERCENT) FOR COLUMNS--		UNDER 100 MILES		100 TO 199 MILES	
				(A)	(B)	TDNS	TON- MILES	TONS	TON- MILES
20871	MISCELLANEOUS FLAVORING EXTRACTS AND SYRUPS *								
	UNDER 500 POUNDS . . . . .	31	17	26	29	9	(Z)	2	(Z)
	500 TO 999 POUNDS . . . . .	34	16	31	30	10	(Z)	5	1
	1,000 TO 4,999 POUNDS . . . . .	154	72	33	30	47	1	21	3
	5,000 TO 9,999 POUNDS . . . . .	94	27	32	29	44	1	15	2
	10,000 TO 19,999 POUNDS . . . . .	129	32	26	20	69	2	17	3
	20,000 TO 29,999 POUNDS . . . . .	64	29	22	20	19	1	6	1
	30,000 TO 59,999 POUNDS . . . . .	802	231	32	28	317	8	122	16
	60,000 TO 89,999 POUNDS . . . . .	65	36	23	33	5	(Z)	5	1
	90,000 POUNDS AND OVER . . . . .	249	254	58	62	27	2	-	-
	SHIPMENT WEIGHT UNKNOWN . . . . .	413	178	51	61	210	8	13	2
209	MISCELLANEOUS FOOD PREPARATIONS . . . . .	69 557	16 953	13	5	33 938	698	10 182	1 496
	UNDER 500 POUNDS . . . . .	248	48	15	15	152	3	28	4
	500 TO 999 POUNDS . . . . .	223	50	21	28	121	2	36	5
	1,000 TO 4,999 POUNDS . . . . .	1 439	435	11	13	533	16	244	37
	5,000 TO 9,999 POUNDS . . . . .	1 323	383	14	12	525	17	195	28
	10,000 TO 19,999 POUNDS . . . . .	1 614	410	8	12	766	28	186	25
	20,000 TO 29,999 POUNDS . . . . .	1 749	463	13	17	819	28	232	33
	30,000 TO 59,999 POUNDS . . . . .	11 922	3 022	14	13	4 605	198	2 576	363
	60,000 TO 89,999 POUNDS . . . . .	1 439	590	18	17	227	11	469	81
	90,000 POUNDS AND OVER . . . . .	27 731	7 224	31	8	13 905	187	3 143	467
	SHIPMENT WEIGHT UNKNOWN . . . . .	21 870	4 327	5	8	12 286	209	3 073	453
2091	COTTONSEED OIL AND BYPRODUCTS . . . . .	4 693	1 361	12	13	1 391	67	1 120	170
	UNDER 500 POUNDS . . . . .	1	(Z)	38	36	2	(Z)	(Z)	(Z)
	500 TO 999 POUNDS . . . . .	2	(Z)	34	41	2	(Z)	-	-
	1,000 TO 4,999 POUNDS . . . . .	27	1	25	27	25	1	1	(Z)
	5,000 TO 9,999 POUNDS . . . . .	35	1	29	30	33	1	-	-
	10,000 TO 19,999 POUNDS . . . . .	103	5	21	23	98	4	3	(Z)
	20,000 TO 29,999 POUNDS . . . . .	117	9	21	24	89	4	23	3
	30,000 TO 59,999 POUNDS . . . . .	1 766	427	12	17	686	39	474	68
	60,000 TO 89,999 POUNDS . . . . .	344	122	47	37	20	1	180	32
	90,000 POUNDS AND OVER . . . . .	1 215	434	16	20	208	6	219	35
	SHIPMENT WEIGHT UNKNOWN . . . . .	1 084	362	18	22	226	11	220	31
20911	COTTONSEED OIL, CRUDE AND REFINED . . . . .	1 036	269	17	20	269	11	334	52
	UNDER 500 POUNDS . . . . .	(Z)	(Z)	44	44	(Z)	(Z)	-	-
	500 TO 999 POUNDS . . . . .	1	(Z)	64	49	1	(Z)	-	-
	1,000 TO 4,999 POUNDS . . . . .	11	(Z)	34	30	11	(Z)	-	-
	5,000 TO 9,999 POUNDS . . . . .	10	(Z)	50	60	10	(Z)	-	-
	10,000 TO 19,999 POUNDS . . . . .	12	(Z)	74	78	12	(Z)	-	-
	20,000 TO 29,999 POUNDS . . . . .	4	(Z)	69	76	4	(Z)	-	-
	30,000 TO 59,999 POUNDS . . . . .	191	25	18	21	70	4	94	14
	60,000 TO 89,999 POUNDS . . . . .	114	31	93	80	-	-	88	17
	90,000 POUNDS AND OVER . . . . .	401	139	19	29	100	2	50	7
	SHIPMENT WEIGHT UNKNOWN . . . . .	292	73	28	38	61	3	103	14
20914	COTTONSEED CAKE, MEAL, AND BYPRODUCTS . . . . .	3 289	946	12	15	1 041	53	733	110
	UNDER 500 POUNDS . . . . .	1	(Z)	41	39	1	(Z)	(Z)	(Z)
	500 TO 999 POUNDS . . . . .	2	(Z)	43	61	2	(Z)	-	-
	1,000 TO 4,999 POUNDS . . . . .	16	1	28	34	15	(Z)	1	(Z)
	5,000 TO 9,999 POUNDS . . . . .	23	1	33	34	23	1	-	-
	10,000 TO 19,999 POUNDS . . . . .	90	4	20	23	86	3	3	(Z)
	20,000 TO 29,999 POUNDS . . . . .	112	8	21	26	85	3	22	3
	30,000 TO 59,999 POUNDS . . . . .	1 483	337	12	20	584	33	373	53
	60,000 TO 89,999 POUNDS . . . . .	158	57	30	29	5	(Z)	86	14
	90,000 POUNDS AND OVER . . . . .	755	290	23	23	87	4	133	22
	SHIPMENT WEIGHT UNKNOWN . . . . .	669	248	23	31	155	8	115	17
20915	COTTON LINTERS . . . . .	368	146	14	22	80	3	54	8
	10,000 TO 19,999 POUNDS . . . . .	1	1	100	100	-	-	-	-
	20,000 TO 29,999 POUNDS . . . . .	1	(Z)	60	75	(Z)	(Z)	1	(Z)
	30,000 TO 59,999 POUNDS . . . . .	113	64	25	38	33	2	7	1
	60,000 TO 89,999 POUNDS . . . . .	73	34	26	29	16	(Z)	7	1
	90,000 POUNDS AND OVER . . . . .	58	6	46	65	22	(Z)	36	5
	SHIPMENT WEIGHT UNKNOWN . . . . .	123	41	26	31	10	1	3	1
2092	SOYBEAN OIL AND BYPRODUCTS . . . . .	25 045	7 720	8	7	8 182	319	5 630	814
	UNDER 500 POUNDS . . . . .	8	2	74	87	6	(Z)	(Z)	(Z)
	500 TO 999 POUNDS . . . . .	15	3	79	88	12	(Z)	(Z)	(Z)
	1,000 TO 4,999 POUNDS . . . . .	50	5	30	35	35	1	7	1
	5,000 TO 9,999 POUNDS . . . . .	37	8	27	37	22	1	3	(Z)
	10,000 TO 19,999 POUNDS . . . . .	327	21	20	23	298	11	15	2
	20,000 TO 29,999 POUNDS . . . . .	383	50	23	32	267	10	78	9
	30,000 TO 59,999 POUNDS . . . . .	4 375	587	14	15	2 367	110	1 226	167
	60,000 TO 89,999 POUNDS . . . . .	420	69	34	27	174	9	135	19
	90,000 POUNDS AND OVER . . . . .	13 329	4 896	10	8	3 177	116	2 797	414
	SHIPMENT WEIGHT UNKNOWN . . . . .	6 101	2 080	7	12	1 825	60	1 370	202
20921	SOYBEAN OIL, CRUDE AND REFINED . . . . .	4 470	1 675	8	11	1 116	53	867	121
	UNDER 500 POUNDS . . . . .	5	(Z)	99	82	5	(Z)	-	-
	500 TO 999 POUNDS . . . . .	11	(Z)	100	100	11	(Z)	-	-
	1,000 TO 4,999 POUNDS . . . . .	18	1	82	66	13	(Z)	5	1
	5,000 TO 9,999 POUNDS . . . . .	6	3	55	65	1	(Z)	-	-
	10,000 TO 19,999 POUNDS . . . . .	9	4	82	97	2	(Z)	-	-
	20,000 TO 29,999 POUNDS . . . . .	6	(Z)	100	100	6	(Z)	-	-
	30,000 TO 59,999 POUNDS . . . . .	629	111	16	32	374	18	101	15
	60,000 TO 89,999 POUNDS . . . . .	72	10	62	48	50	3	15	2
	90,000 POUNDS AND OVER . . . . .	2 552	1 159	15	17	374	23	462	64
	SHIPMENT WEIGHT UNKNOWN . . . . .	1 162	388	10	22	280	9	285	40
20923	SOYBEAN CAKE, FLOUR, GRITS, MEAL, ETC. . . . .	20 575	6 045	9	9	7 066	266	4 763	693
	UNDER 500 POUNDS . . . . .	3	2	62	92	(Z)	(Z)	(Z)	(Z)
	500 TO 999 POUNDS . . . . .	4	3	60	93	1	(Z)	(Z)	(Z)
	1,000 TO 4,999 POUNDS . . . . .	32	4	20	42	22	1	2	(Z)
	5,000 TO 9,999 POUNDS . . . . .	31	5	30	48	21	1	3	(Z)

TONS (THOUSANDS) AND TON-MILES (MILLIONS) BY DISTANCE OF SHIPMENT--CON.

200 TO 299 MILES		300 TO 499 MILES		500 TO 999 MILES		1,000 TO 1,499 MILES		1,500 MILES AND OVER		MILEAGE UNKNOWN	TCC CODE AND WT.
TONS	TON-MILES	TONS	TON-MILES	TONS	TON-MILES	TONS	TON-MILES	TONS	TON-MILES	TONS	
3	1	4	1	9	6	2	2	3	6	(Z)	20871
3	1	4	2	6	4	5	6	2	3	-	0-.5
14	4	18	8	27	20	15	16	11	21	-	.5-1
7	2	11	4	9	6	6	7	2	3	-	1-5
10	2	9	4	18	12	3	3	3	6	-	5-10
8	2	4	2	22	15	-	-	5	9	-	10-20
105	25	95	38	124	87	25	32	14	26	-	20-30
6	2	16	7	25	18	4	4	2	5	-	30-60
12	3	15	7	99	72	32	42	64	128	-	60-90
60	15	32	10	18	11	18	22	49	109	-	90+
5 546	1 375	7 640	2 945	7 736	5 494	2 587	3 226	916	1 719	1 012	209
27	7	14	5	16	11	4	5	7	13	(Z)	0-.5
17	4	21	8	14	10	8	11	5	9	(Z)	.5-1
183	44	213	83	204	146	20	25	43	84	-	1-5
152	37	229	88	169	129	25	31	28	53	-	5-10
184	46	254	103	170	119	25	32	30	57	-	10-20
198	48	212	86	189	129	57	64	41	74	-	20-30
1 833	451	1 169	488	1 324	934	253	305	163	322	-	30-60
180	46	173	69	259	181	64	84	67	118	-	60-90
1 934	482	3 315	1 251	3 802	2 684	1 391	1 715	241	438	-	90+
839	209	2 039	803	1 589	1 150	741	955	292	549	1 012	UK
662	164	616	241	593	394	179	217	51	108	81	2091
(Z)	(Z)	(Z)	(Z)	-	-	-	-	-	-	-	0-.5
(Z)	(Z)	-	-	(Z)	(Z)	-	-	-	-	-	.5-1
-	-	-	-	(Z)	(Z)	-	-	-	-	-	1-5
1	(Z)	-	-	(Z)	(Z)	-	-	-	-	-	5-10
1	(Z)	3	1	2	1	-	-	-	-	-	10-20
209	50	152	57	203	132	11	14	31	67	-	20-30
47	13	34	13	32	22	25	33	5	8	-	30-60
272	69	239	92	208	135	53	64	16	34	-	60-90
132	32	187	77	147	102	90	107	-	-	81	UK
100	27	182	75	96	61	22	22	12	21	22	20911
-	-	-	-	-	-	-	-	-	-	-	0-.5
-	-	-	-	-	-	-	-	-	-	-	.5-1
-	-	-	-	-	-	-	-	-	-	-	1-5
-	-	-	-	-	-	-	-	-	-	-	5-10
-	-	-	-	-	-	-	-	-	-	-	10-20
27	7	-	-	-	-	-	-	-	-	-	20-30
21	6	-	-	-	-	-	-	5	8	-	30-60
48	13	107	42	67	39	22	22	7	13	-	60-90
3	1	75	34	29	22	-	-	-	-	22	UK
532	130	393	148	441	292	125	155	23	58	-	20914
(Z)	(Z)	(Z)	(Z)	-	-	-	-	-	-	-	0-.5
(Z)	(Z)	-	-	-	-	-	-	-	-	-	.5-1
-	-	-	-	(Z)	(Z)	-	-	-	-	-	1-5
-	-	-	-	(Z)	(Z)	-	-	-	-	-	5-10
1	(Z)	-	-	(Z)	(Z)	-	-	-	-	-	10-20
1	(Z)	3	1	1	1	-	-	-	-	-	20-30
163	39	141	52	184	118	3	4	15	38	-	30-60
15	4	18	6	20	13	15	20	-	-	-	60-90
224	55	131	51	141	96	31	41	8	20	-	90+
129	32	100	37	94	64	76	90	-	-	-	UK
30	7	41	18	57	41	32	40	16	29	59	20915
-	-	-	-	1	1	-	-	-	-	-	10-20
-	-	-	-	(Z)	(Z)	-	-	-	-	-	20-30
19	4	12	5	19	14	8	10	16	29	-	30-60
11	3	16	7	12	10	10	13	-	-	-	60-90
-	-	-	-	-	-	-	-	-	-	-	90+
-	-	13	6	24	16	14	17	-	-	59	UK
2 063	518	3 968	1 513	3 576	2 557	1 328	1 672	197	328	100	2092
(Z)	(Z)	(Z)	(Z)	2	2	-	-	(Z)	(Z)	-	0-.5
(Z)	(Z)	(Z)	(Z)	3	2	-	-	-	-	-	.5-1
5	1	1	(Z)	1	1	(Z)	(Z)	-	-	-	1-5
1	(Z)	4	2	7	5	-	-	(Z)	(Z)	-	5-10
-	-	6	2	9	5	-	-	(Z)	(Z)	-	10-20
3	1	19	7	3	2	5	6	8	14	-	20-30
360	87	314	124	69	45	27	33	13	21	-	30-60
55	15	45	17	45	8	1	1	1	2	-	60-90
1 368	348	2 292	855	2 667	1 886	984	1 208	44	69	-	90+
271	66	1 287	506	805	601	312	424	131	221	100	UK
436	113	824	317	709	493	334	443	84	135	99	20921
-	-	-	-	(Z)	(Z)	-	-	-	-	-	0-.5
-	-	-	-	-	-	-	-	-	-	-	.5-1
-	-	-	-	(Z)	(Z)	-	-	-	-	-	1-5
-	-	(Z)	(Z)	4	2	-	-	-	-	-	5-10
-	-	-	-	6	4	-	-	-	-	-	10-20
-	-	-	-	-	-	-	-	-	-	-	20-30
53	12	53	22	28	15	12	18	8	13	-	30-60
-	-	5	2	3	3	-	-	-	-	-	60-90
300	81	612	233	509	367	261	338	34	53	-	90+
83	21	153	60	159	102	61	87	42	69	99	UK
1 627	405	3 144	1 196	2 867	2 063	994	1 229	113	193	1	20923
(Z)	(Z)	(Z)	(Z)	2	2	-	-	(Z)	(Z)	-	0-.5
(Z)	(Z)	(Z)	(Z)	3	2	-	-	-	-	-	.5-1
5	1	1	(Z)	1	1	(Z)	(Z)	-	-	-	1-5
1	(Z)	4	1	3	2	-	-	(Z)	(Z)	-	5-10

UNIVERSITY OF MICHIGAN LIBRARY



TABLE 3. SHIPMENTS BY MANUFACTURING ESTABLISHMENTS--COMMODITIES AND WEIGHT OF SHIPMENT BY DISTANCE SHIPPED: 1977--CON.

TCC CODE	COMMODITY AND WEIGHT OF SHIPMENT	ALL SHIPMENTS				TONS (THOUSANDS) AND TON-MILES (MILLIONS) BY DISTANCE OF SHIPMENT			
		TONS (THOU- SANDS) (A)	TON-MILES (MIL- LIONS) (B)	STANDARD ERROR (PERCENT) FOR COLUMNS--		UNDER 100 MILES		100 TO 199 MILES	
				(A)	(B)	TONS	TON- MILES	TONS	TON- MILES
20923	SOYBEAN CAKE, FLOUR, GRITS, MEAL, ETC.								
	10,000 TO 19,999 POUNDS	319	17	20	23	296	11	15	2
	20,000 TO 29,999 POUNDS	377	50	23	32	261	10	78	9
	30,000 TO 59,999 POUNDS	3 746	476	17	19	1 993	92	1 124	153
	60,000 TO 89,999 POUNDS	348	60	31	25	124	5	120	17
	90,000 POUNDS AND OVER	10 777	3 737	10	9	2 802	93	2 335	350
	SHIPMENT WEIGHT UNKNOWN	4 939	1 692	8	14	1 545	51	1 085	162
2093	VEGETABLE AND NUT OILS AND BYPRODUCTS, NEC	1 889	690	8	10	583	16	132	20
	UNDER 500 POUNDS	3	1	50	69	1	(Z)	2	(Z)
	500 TO 999 POUNDS	2	(Z)	59	56	1	(Z)	(Z)	(Z)
	1,000 TO 4,999 POUNDS	30	5	26	34	22	(Z)	1	(Z)
	5,000 TO 9,999 POUNDS	34	4	34	37	28	(Z)	(Z)	(Z)
	10,000 TO 19,999 POUNDS	74	8	23	38	65	1	(Z)	(Z)
	20,000 TO 29,999 POUNDS	40	10	28	35	13	(Z)	-	-
	30,000 TO 59,999 POUNDS	570	146	7	10	232	7	82	13
	60,000 TO 89,999 POUNDS	49	45	30	42	9	1	-	-
	90,000 POUNDS AND OVER	409	324	14	23	63	3	19	3
	SHIPMENT WEIGHT UNKNOWN	678	148	15	23	149	4	28	4
20931	LINSEED OIL, CRUDE AND REFINED	229	111	16	20	76	3	-	-
	UNDER 500 POUNDS	(Z)	(Z)	51	73	(Z)	(Z)	-	-
	1,000 TO 4,999 POUNDS	2	2	37	53	1	(Z)	-	-
	5,000 TO 9,999 POUNDS	3	(Z)	49	63	3	(Z)	-	-
	10,000 TO 19,999 POUNDS	1	1	100	100	-	-	-	-
	20,000 TO 29,999 POUNDS	3	1	92	100	(Z)	(Z)	-	-
	30,000 TO 59,999 POUNDS	23	14	38	45	5	(Z)	-	-
	60,000 TO 89,999 POUNDS	36	29	36	47	7	1	-	-
	90,000 POUNDS AND OVER	45	14	55	66	19	1	-	-
	SHIPMENT WEIGHT UNKNOWN	115	50	20	35	40	(Z)	-	-
20933	NUT AND VEGETABLE OILS, NEC	871	461	16	17	280	5	50	8
	UNDER 500 POUNDS	3	1	53	77	1	(Z)	2	(Z)
	500 TO 999 POUNDS	2	(Z)	59	56	1	(Z)	(Z)	(Z)
	1,000 TO 4,999 POUNDS	25	3	22	30	19	(Z)	1	(Z)
	5,000 TO 9,999 POUNDS	29	3	42	41	25	(Z)	(Z)	(Z)
	10,000 TO 19,999 POUNDS	66	7	27	44	58	1	(Z)	(Z)
	20,000 TO 29,999 POUNDS	31	9	37	42	6	(Z)	-	-
	30,000 TO 59,999 POUNDS	305	105	11	14	81	1	39	6
	60,000 TO 89,999 POUNDS	6	12	100	100	-	-	-	-
	90,000 POUNDS AND OVER	237	266	24	30	7	1	1	(Z)
	SHIPMENT WEIGHT UNKNOWN	168	55	47	49	81	2	7	1
20939	NUT AND VEGETABLE OIL SEED CAKE, NEC	789	118	12	17	227	8	82	12
	UNDER 500 POUNDS	(Z)	(Z)	100	100	(Z)	(Z)	-	-
	1,000 TO 4,999 POUNDS	2	(Z)	86	69	2	(Z)	-	-
	5,000 TO 9,999 POUNDS	2	(Z)	79	94	(Z)	(Z)	-	-
	10,000 TO 19,999 POUNDS	7	(Z)	55	70	7	(Z)	-	-
	20,000 TO 29,999 POUNDS	6	(Z)	69	93	6	(Z)	-	-
	30,000 TO 59,999 POUNDS	242	26	12	20	145	5	42	6
	60,000 TO 89,999 POUNDS	7	4	58	69	1	(Z)	-	-
	90,000 POUNDS AND OVER	127	43	29	39	38	1	18	3
	SHIPMENT WEIGHT UNKNOWN	396	43	15	23	27	1	21	3
2094	MARINE FATS AND OILS	694	240	36	34	155	8	112	16
	UNDER 500 POUNDS	(Z)	(Z)	49	71	(Z)	(Z)	(Z)	(Z)
	500 TO 999 POUNDS	1	1	67	71	(Z)	(Z)	-	-
	1,000 TO 4,999 POUNDS	10	18	40	42	(Z)	(Z)	(Z)	(Z)
	5,000 TO 9,999 POUNDS	5	9	90	98	(Z)	(Z)	(Z)	(Z)
	10,000 TO 19,999 POUNDS	7	14	91	98	1	(Z)	-	-
	20,000 TO 29,999 POUNDS	2	(Z)	53	74	1	(Z)	1	(Z)
	30,000 TO 59,999 POUNDS	195	41	34	49	70	4	43	6
	60,000 TO 89,999 POUNDS	7	2	100	100	-	-	-	-
	90,000 POUNDS AND OVER	200	113	77	83	46	2	-	-
	SHIPMENT WEIGHT UNKNOWN	266	41	51	59	37	2	68	10
20941	MARINE OIL MILL PRODUCTS	103	19	56	49	-	-	11	1
	UNDER 500 POUNDS	(Z)	(Z)	100	100	-	-	(Z)	(Z)
	1,000 TO 4,999 POUNDS	1	1	100	100	-	-	-	-
	30,000 TO 59,999 POUNDS	18	5	55	65	-	-	6	1
	60,000 TO 89,999 POUNDS	3	1	100	100	-	-	-	-
	90,000 POUNDS AND OVER	14	10	100	100	-	-	-	-
	SHIPMENT WEIGHT UNKNOWN	67	3	65	69	-	-	5	1
20942	MARINE OIL MILL BYPRODUCTS	592	221	33	34	155	8	101	15
	UNDER 500 POUNDS	(Z)	(Z)	49	71	(Z)	(Z)	-	-
	500 TO 999 POUNDS	1	1	67	71	(Z)	(Z)	-	-
	1,000 TO 4,999 POUNDS	10	17	41	43	(Z)	(Z)	(Z)	(Z)
	5,000 TO 9,999 POUNDS	5	9	90	98	(Z)	(Z)	(Z)	(Z)
	10,000 TO 19,999 POUNDS	7	14	91	98	1	(Z)	-	-
	20,000 TO 29,999 POUNDS	2	(Z)	53	74	1	(Z)	1	(Z)
	30,000 TO 59,999 POUNDS	177	36	38	54	70	4	37	5
	60,000 TO 89,999 POUNDS	5	1	100	100	-	-	-	-
	90,000 POUNDS AND OVER	186	103	75	81	46	2	-	-
	SHIPMENT WEIGHT UNKNOWN	199	38	48	61	37	2	64	9
20951	ROASTED COFFEE, INCL. INSTANT COFFEE *	1 146	720	15	15	308	7	48	7
	UNDER 500 POUNDS	24	6	63	43	14	(Z)	3	(Z)
	500 TO 999 POUNDS	10	9	41	61	2	(Z)	1	(Z)
	1,000 TO 4,999 POUNDS	67	32	47	53	5	(Z)	3	(Z)
	5,000 TO 9,999 POUNDS	31	22	35	44	5	(Z)	1	(Z)
	10,000 TO 19,999 POUNDS	42	31	29	29	7	(Z)	1	(Z)
	20,000 TO 29,999 POUNDS	81	39	28	34	30	1	2	(Z)
	30,000 TO 59,999 POUNDS	491	335	14	11	95	3	26	4
	60,000 TO 89,999 POUNDS	121	141	29	40	2	(Z)	-	-
	90,000 POUNDS AND OVER	6	10	100	100	1	(Z)	-	-
	SHIPMENT WEIGHT UNKNOWN	273	95	26	31	147	2	10	2

TONS (THOUSANDS) AND TON-MILES (MILLIONS) BY DISTANCE OF SHIPMENT--CON.

200 TO 299 MILES		300 TO 499 MILES		500 TO 999 MILES		1,000 TO 1,499 MILES		1,500 MILES AND OVER		MILEAGE UNKNOWN	TCC CODE AND WT.
TONS	TON-MILES	TONS	TON-MILES	TONS	TON-MILES	TONS	TON-MILES	TONS	TON-MILES	TONS	
-	-	6	2	2	1	-	-	(Z)	1	-	20923
3	1	19	7	3	2	5	6	8	14	-	10-20
307	76	261	102	42	30	15	5	4	8	-	20-30
55	15	40	15	7	5	-	-	-	2	-	30-60
1 068	267	1 158	622	2 158	1 519	723	870	9	2	-	60-90
188	45	1 134	446	646	499	251	337	89	16	-	90+
									151	1	UK
188	47	368	146	186	136	43	51	154	275	234	2093
(Z)	(Z)	(Z)	(Z)	(Z)	(Z)	(Z)	(Z)	(Z)	(Z)	(Z)	0-.5
2	(Z)	1	(Z)	3	2	1	1	-	-	-	.5-1
2	(Z)	1	(Z)	2	1	-	-	1	1	-	1-5
-	-	4	2	3	2	1	1	1	1	-	5-10
2	1	24	8	1	1	-	-	-	-	-	10-20
59	15	133	48	49	38	2	2	13	23	-	20-30
-	-	5	3	16	11	5	8	13	23	-	30-60
12	3	111	49	79	54	10	13	115	199	-	60-90
110	27	87	35	33	27	24	25	12	26	234	90+
											UK
6	2	43	18	65	48	27	30	7	11	5	20931
-	-	(Z)	(Z)	(Z)	(Z)	(Z)	(Z)	-	-	-	0-.5
-	-	-	-	1	(Z)	1	1	-	-	-	1-5
-	-	-	-	-	-	-	-	-	-	-	5-10
2	1	-	-	1	1	-	-	-	-	-	10-20
1	(Z)	-	-	-	-	-	-	-	-	-	20-30
-	-	5	3	17	14	-	-	-	-	-	30-60
-	-	-	-	11	7	5	8	7	11	-	60-90
3	1	13	5	13	8	-	-	-	-	-	90+
		24	11	22	18	20	21	-	-	5	UK
54	15	239	94	80	57	13	18	147	264	7	20933
(Z)	(Z)	(Z)	(Z)	(Z)	(Z)	-	-	(Z)	(Z)	-	0-.5
2	(Z)	1	(Z)	2	2	(Z)	-	(Z)	(Z)	-	.5-1
-	-	1	(Z)	2	1	-	-	-	-	-	1-5
-	-	4	2	1	1	-	-	1	1	-	5-10
-	-	24	8	1	1	1	1	1	2	-	10-20
15	4	123	44	32	24	2	2	13	23	-	20-30
-	-	-	-	-	-	-	-	6	12	-	30-60
4	1	67	32	37	24	7	10	115	199	-	60-90
34	9	19	8	5	4	3	4	12	26	7	90+
											UK
128	30	85	34	41	31	3	3	-	-	223	20939
-	-	-	-	(Z)	(Z)	-	-	-	-	-	0-.5
2	(Z)	-	-	-	-	-	-	-	-	-	1-5
-	-	-	-	-	-	-	-	-	-	-	5-10
-	-	-	-	-	-	-	-	-	-	-	10-20
43	11	11	4	-	-	-	-	-	-	-	20-30
-	-	-	-	5	4	-	-	-	-	-	30-60
8	2	31	13	29	21	3	3	-	-	-	60-90
74	17	44	17	7	5	-	-	-	-	-	90+
										223	UK
103	26	95	35	80	60	36	38	27	58	87	2094
-	-	-	-	(Z)	(Z)	-	-	(Z)	(Z)	-	0-.5
(Z)	(Z)	-	-	1	-	-	-	1	1	-	.5-1
-	-	(Z)	(Z)	1	1	-	-	8	17	-	1-5
-	-	(Z)	(Z)	(Z)	(Z)	-	-	5	9	-	5-10
-	-	(Z)	(Z)	-	-	-	-	6	13	-	10-20
47	12	22	9	-	-	-	-	-	-	-	20-30
5	1	3	1	9	6	4	5	-	-	-	30-60
24	7	35	13	-	-	-	-	-	-	-	60-90
28	7	34	12	60	45	29	30	7	17	-	90+
				10	7	3	4	-	-	87	UK
7	2	12	5	16	11	(Z)	(Z)	-	-	57	20941
-	-	-	-	-	-	-	-	-	-	-	0-.5
6	1	6	3	1	1	-	-	-	-	-	1-5
-	-	3	1	-	-	-	-	-	-	-	30-60
-	-	-	-	14	10	-	-	-	-	-	60-90
2	(Z)	4	1	1	1	(Z)	(Z)	-	-	-	90+
										57	UK
96	24	82	30	65	48	36	38	27	58	30	20942
-	-	-	-	(Z)	(Z)	-	-	(Z)	(Z)	-	0-.5
(Z)	(Z)	-	-	1	1	-	-	1	1	-	.5-1
-	-	(Z)	(Z)	(Z)	(Z)	-	-	8	17	-	1-5
-	-	(Z)	(Z)	-	-	-	-	5	9	-	5-10
-	-	(Z)	(Z)	-	-	-	-	6	13	-	10-20
41	10	16	6	9	6	4	5	-	-	-	20-30
5	1	-	-	-	-	-	-	-	-	-	30-60
24	7	35	13	45	35	29	30	7	17	-	60-90
26	6	30	11	9	7	3	4	-	-	30	90+
											UK
62	15	133	51	338	245	152	192	105	202	-	20951
1	(Z)	1	1	2	2	(Z)	(Z)	1	2	-	0-.5
1	(Z)	1	(Z)	1	1	4	6	(Z)	1	-	.5-1
6	1	9	3	39	21	2	3	2	3	-	1-5
7	2	4	2	3	2	1	2	9	15	-	5-10
3	1	7	3	16	13	6	8	3	6	-	10-20
8	2	11	4	17	12	11	14	2	5	-	20-30
19	5	58	22	179	132	82	105	33	65	-	30-60
2	1	1	(Z)	54	42	19	24	42	74	-	60-90
-	-	1	(Z)	-	-	1	1	4	9	-	90+
15	4	39	15	27	20	24	28	10	24	-	UK

UNIVERSITY OF MICHIGAN LIBRARY

TABLE 3. SHIPMENTS BY MANUFACTURING ESTABLISHMENTS--COMMODITIES AND WEIGHT OF SHIPMENT BY DISTANCE SHIPPED: 1977--CON.

TCC CODE	COMMODITY AND WEIGHT OF SHIPMENT	ALL SHIPMENTS				TONS (THOUSANDS) AND TON-MILES (MILLIONS) BY DISTANCE OF SHIPMENT			
		TONS (THOUSANDS) (A)	TON-MILES (MILLIONS) (B)	STANDARD ERROR (PERCENT) FOR COLUMNS--		UNDER 100 MILES		100 TO 199 MILES	
				(A)	(B)	TONS	TON-MILES	TONS	TON-MILES
2096	MARGARINE, SHORTENING, AND TABLE OILS, EXC. CORN OIL	10 281	2 619	7	11	4 430	46	1 550	231
	UNDER 500 POUNDS . . . . .	10	2	21	24	5	(2)	2	(2)
	500 TO 999 POUNDS . . . . .	21	5	24	39	14	(2)	2	(2)
	1,000 TO 4,999 POUNDS . . . . .	262	72	19	19	97	3	48	8
	5,000 TO 9,999 POUNDS . . . . .	277	78	22	17	96	2	29	5
	10,000 TO 19,999 POUNDS . . . . .	339	89	17	16	102	3	55	8
	20,000 TO 29,999 POUNDS . . . . .	485	164	25	24	145	5	64	11
	30,000 TO 59,999 POUNDS . . . . .	2 091	619	19	19	550	23	436	63
	60,000 TO 89,999 POUNDS . . . . .	1 191	108	45	53	-	-	7	1
	90,000 POUNDS AND OVER . . . . .	1 146	732	17	17	5	(2)	-	-
	SHIPMENT WEIGHT UNKNOWN . . . . .	5 459	751	9	21	3 416	10	908	135
20961	SHORTENING, COOKING AND SALAD OILS, EXC. CORN OIL	8 937	2 205	8	12	4 093	36	1 343	198
	UNDER 500 POUNDS . . . . .	8	1	27	33	4	(2)	2	(2)
	500 TO 999 POUNDS . . . . .	16	4	32	28	12	(2)	1	(2)
	1,000 TO 4,999 POUNDS . . . . .	169	49	28	25	73	2	32	5
	5,000 TO 9,999 POUNDS . . . . .	149	47	34	25	55	1	8	1
	10,000 TO 19,999 POUNDS . . . . .	144	41	17	21	45	1	14	2
	20,000 TO 29,999 POUNDS . . . . .	313	96	39	34	64	3	50	9
	30,000 TO 59,999 POUNDS . . . . .	1 540	424	28	27	427	19	328	46
	60,000 TO 89,999 POUNDS . . . . .	171	99	50	58	-	-	7	1
	90,000 POUNDS AND OVER . . . . .	1 139	729	17	17	5	(2)	-	-
	SHIPMENT WEIGHT UNKNOWN . . . . .	5 289	715	9	22	3 408	9	901	134
20962	MARGARINE . . . . .	1 343	415	21	23	337	10	208	33
	UNDER 500 POUNDS . . . . .	2	1	38	48	1	(2)	(2)	(2)
	500 TO 999 POUNDS . . . . .	5	1	47	69	1	(2)	1	(2)
	1,000 TO 4,999 POUNDS . . . . .	92	23	25	33	25	1	16	2
	5,000 TO 9,999 POUNDS . . . . .	128	31	23	26	41	1	21	3
	10,000 TO 19,999 POUNDS . . . . .	194	48	24	25	57	2	40	6
	20,000 TO 29,999 POUNDS . . . . .	173	68	28	29	81	2	14	2
	30,000 TO 59,999 POUNDS . . . . .	551	195	25	32	123	4	108	17
	60,000 TO 89,999 POUNDS . . . . .	20	9	38	42	-	-	-	-
	90,000 POUNDS AND OVER . . . . .	7	3	69	69	-	-	-	-
	SHIPMENT WEIGHT UNKNOWN . . . . .	170	36	21	36	8	(2)	7	1
20971	ICE, NATURAL AND MANUFACTURED *	17 406	113	72	49	17 327	107	53	6
	UNDER 500 POUNDS . . . . .	7	(2)	58	62	7	(2)	-	-
	500 TO 999 POUNDS . . . . .	42	1	54	42	41	(2)	1	(2)
	1,000 TO 4,999 POUNDS . . . . .	108	1	37	42	108	1	-	-
	5,000 TO 9,999 POUNDS . . . . .	22	(2)	74	68	22	(2)	-	-
	10,000 TO 19,999 POUNDS . . . . .	14	(2)	100	100	14	(2)	-	-
	20,000 TO 29,999 POUNDS . . . . .	50	1	89	93	50	1	-	-
	30,000 TO 59,999 POUNDS . . . . .	77	4	76	74	72	3	5	1
	60,000 TO 89,999 POUNDS . . . . .	14 891	74	99	99	14 891	74	-	-
	90,000 POUNDS AND OVER . . . . .	2 192	31	19	20	2 120	26	47	5
	SHIPMENT WEIGHT UNKNOWN . . . . .								
20981	MACARONI, SPAGHETTI, VERMICELLI, NOODLES DRY *	1 011	353	14	19	381	12	139	20
	UNDER 500 POUNDS . . . . .	56	6	45	32	36	1	8	1
	500 TO 999 POUNDS . . . . .	18	5	25	44	12	(2)	2	(2)
	1,000 TO 4,999 POUNDS . . . . .	104	51	22	29	39	1	17	3
	5,000 TO 9,999 POUNDS . . . . .	94	27	22	25	35	1	10	2
	10,000 TO 19,999 POUNDS . . . . .	148	42	24	23	57	2	16	2
	20,000 TO 29,999 POUNDS . . . . .	174	27	30	27	76	2	49	7
	30,000 TO 59,999 POUNDS . . . . .	295	138	13	21	83	3	34	5
	60,000 TO 89,999 POUNDS . . . . .	15	11	50	62	4	(2)	-	-
	90,000 POUNDS AND OVER . . . . .	9	17	100	100	-	-	-	-
	SHIPMENT WEIGHT UNKNOWN . . . . .	97	29	80	99	41	1	2	(2)
2099	FOOD PREPARATIONS, NEC	9 241	2 846	17	17	3 672	118	1 166	170
	UNDER 500 POUNDS . . . . .	139	34	18	18	77	1	15	2
	500 TO 999 POUNDS . . . . .	131	30	35	41	46	1	34	5
	1,000 TO 4,999 POUNDS . . . . .	825	248	20	22	242	9	172	25
	5,000 TO 9,999 POUNDS . . . . .	792	206	25	20	339	12	155	22
	10,000 TO 19,999 POUNDS . . . . .	583	196	24	25	136	4	109	14
	20,000 TO 29,999 POUNDS . . . . .	414	159	42	41	150	4	14	2
	30,000 TO 59,999 POUNDS . . . . .	1 677	536	51	43	399	7	199	29
	60,000 TO 89,999 POUNDS . . . . .	152	64	38	30	11	(2)	2	(2)
	90,000 POUNDS AND OVER . . . . .	1 111	585	39	59	200	6	70	10
	SHIPMENT WEIGHT UNKNOWN . . . . .	3 418	788	13	9	2 071	73	396	61
20991	DESSERTS (READY TO MIX)	222	95	10	20	82	1	12	2
	UNDER 500 POUNDS . . . . .	6	(2)	90	26	6	(2)	(2)	(2)
	500 TO 999 POUNDS . . . . .	1	(2)	41	43	(2)	(2)	(2)	(2)
	1,000 TO 4,999 POUNDS . . . . .	8	4	32	41	2	(2)	(2)	(2)
	5,000 TO 9,999 POUNDS . . . . .	11	6	37	53	1	(2)	1	(2)
	10,000 TO 19,999 POUNDS . . . . .	19	12	26	39	3	(2)	1	(2)
	20,000 TO 29,999 POUNDS . . . . .	26	20	26	37	8	(2)	-	-
	30,000 TO 59,999 POUNDS . . . . .	100	28	19	29	56	1	3	(2)
	60,000 TO 89,999 POUNDS . . . . .	5	6	100	100	-	-	-	-
	SHIPMENT WEIGHT UNKNOWN . . . . .	46	18	20	31	7	(2)	7	1
20992	CHIPS (POTATO, CORN, ETC.)	1 517	315	20	25	648	33	390	54
	UNDER 500 POUNDS . . . . .	29	8	28	31	10	(2)	6	1
	500 TO 999 POUNDS . . . . .	34	6	20	22	8	(2)	13	2
	1,000 TO 4,999 POUNDS . . . . .	292	63	25	27	82	5	104	15
	5,000 TO 9,999 POUNDS . . . . .	361	83	33	34	120	7	124	18
	10,000 TO 19,999 POUNDS . . . . .	129	37	33	28	8	(2)	55	7
	20,000 TO 29,999 POUNDS . . . . .	84	42	12	13	5	(2)	-	-
	30,000 TO 59,999 POUNDS . . . . .	21	15	34	40	-	-	-	-
	SHIPMENT WEIGHT UNKNOWN . . . . .	567	60	35	54	416	19	89	12
20993	SWEETENING SYRUPS AND MOLASSES	847	205	23	7	207	6	144	21
	UNDER 500 POUNDS . . . . .	1	(2)	54	83	(2)	(2)	(2)	(2)
	500 TO 999 POUNDS . . . . .	3	1	34	34	(2)	(2)	1	(2)
	1,000 TO 4,999 POUNDS . . . . .	21	5	45	38	6	(2)	6	1
	5,000 TO 9,999 POUNDS . . . . .	40	5	77	44	19	(2)	11	1



TONS (THOUSANDS) AND TON-MILES (MILLIONS) BY DISTANCE OF SHIPMENT--CON.

200 TO 299 MILES		300 TO 499 MILES		500 TO 999 MILES		1,000 TO 1,499 MILES		1,500 MILES AND OVER		MILEAGE UNKNOWN	TCC CODE AND WT.
TONS	TON-MILES	TONS	TON-MILES	TONS	TON-MILES	TONS	TON-MILES	TONS	TON-MILES	TONS	
964	238	1 170	444	1 378	935	363	466	138	259	287	2096
1	(Z)	1	(Z)	1	1	-	-	(Z)	(Z)	-	0-.5
41	(Z)	2	1	1	1	1	2	1	2	-	.5-1
68	16	51	20	14	8	1	1	11	23	-	1-5
58	14	74	28	26	17	12	14	2	4	-	5-10
116	27	63	19	45	31	5	5	-	-	-	10-20
444	109	227	26	62	42	12	12	23	39	-	20-30
5	1	66	87	392	275	26	30	15	32	-	30-60
50	12	482	27	114	79	-	-	-	-	-	60-90
180	47	160	63	403	270	179	232	26	44	-	90+
				320	211	126	170	61	115	287	UK
788	194	947	357	1 156	782	321	417	114	220	175	20961
1	(Z)	1	(Z)	(Z)	(Z)	(Z)	(Z)	(Z)	(Z)	-	0-.5
1	(Z)	(Z)	(Z)	(Z)	(Z)	1	2	1	2	-	.5-1
21	5	28	11	5	3	(Z)	1	10	22	-	1-5
43	10	15	6	15	11	11	13	2	4	-	5-10
30	7	26	10	29	21	-	-	-	-	-	10-20
102	24	51	22	37	26	6	6	3	6	-	20-30
362	89	153	59	247	171	8	9	15	32	-	30-60
5	1	50	21	109	76	-	-	-	-	-	60-90
50	12	475	171	403	270	179	232	26	44	-	90+
173	46	148	57	311	205	116	155	57	109	175	UK
176	43	223	87	221	153	42	49	24	40	112	20962
(Z)	(Z)	(Z)	(Z)	(Z)	(Z)	-	-	-	-	-	0-.5
(Z)	(Z)	1	(Z)	1	(Z)	-	-	-	-	-	.5-1
20	5	23	9	8	5	(Z)	(Z)	(Z)	(Z)	-	1-5
29	6	30	13	10	7	1	1	-	-	-	5-10
27	7	48	18	17	10	5	5	-	-	-	10-20
13	3	12	4	26	17	6	6	20	33	-	20-30
83	21	74	28	145	104	19	21	-	-	-	30-60
-	-	15	6	5	3	-	-	-	-	-	60-90
-	-	7	3	-	-	-	-	-	-	-	90+
7	2	12	5	10	6	11	15	4	6	112	UK
-	-	(Z)	(Z)	-	-	-	-	-	-	-	26 20971
-	-	(Z)	(Z)	-	-	-	-	-	-	-	0-.5
-	-	-	-	-	-	-	-	-	-	-	.5-1
-	-	-	-	-	-	-	-	-	-	-	1-5
-	-	-	-	-	-	-	-	-	-	-	5-10
-	-	-	-	-	-	-	-	-	-	-	10-20
-	-	-	-	-	-	-	-	-	-	-	20-30
-	-	-	-	-	-	-	-	-	-	-	30-60
-	-	-	-	-	-	-	-	-	-	-	60-90
-	-	-	-	-	-	-	-	-	-	-	90+
-	-	-	-	-	-	-	-	-	-	26	UK
161	39	144	56	90	62	29	35	66	130	-	20981
11	3	1	(Z)	1	(Z)	(Z)	(Z)	(Z)	(Z)	-	0-.5
1	(Z)	1	(Z)	1	1	(Z)	1	1	2	-	.5-1
6	2	14	5	12	9	2	3	14	28	-	1-5
14	4	23	9	8	7	(Z)	(Z)	3	5	-	5-10
28	6	24	9	16	10	5	6	2	5	-	10-20
34	8	5	2	7	7	1	1	-	-	-	20-30
57	14	45	17	29	19	14	16	33	64	-	30-60
-	-	4	1	-	-	6	8	1	2	-	60-90
-	-	-	-	-	-	-	-	9	17	-	90+
10	3	26	11	14	9	-	-	3	5	-	UK
1 327	325	1 030	413	1 213	905	440	528	191	387	201	2099
16	4	11	4	10	7	3	4	6	11	(Z)	0-.5
18	4	19	7	9	6	2	3	2	4	(Z)	.5-1
128	4	1	(Z)	1	1	(Z)	1	1	2	-	1-5
62	31	127	50	132	99	15	19	9	16	-	5-10
102	26	108	41	87	7	7	9	10	18	-	10-20
35	9	136	59	74	52	8	10	18	30	-	20-30
606	153	169	35	98	66	25	27	8	16	-	30-60
80	20	15	66	212	154	63	73	29	55	-	60-90
204	44	184	7	32	20	5	6	6	11	-	90+
76	18	176	68	309	245	111	136	32	69	-	UK
				226	168	200	243	71	157	201	UK
4	1	49	18	39	28	12	15	15	30	8	20991
(Z)	(Z)	(Z)	(Z)	(Z)	(Z)	(Z)	(Z)	-	-	-	0-.5
-	-	(Z)	(Z)	(Z)	(Z)	-	-	-	-	-	.5-1
1	(Z)	1	1	2	2	-	-	-	-	-	1-5
(Z)	(Z)	2	1	7	5	1	2	-	-	-	5-10
2	(Z)	6	2	5	4	-	-	2	5	-	10-20
-	-	4	2	6	4	2	3	5	12	-	20-30
-	-	25	9	10	7	3	3	5	8	-	30-60
1	(Z)	-	-	-	-	5	6	-	-	-	60-90
		10	4	9	5	1	1	3	6	8	UK
178	44	151	58	110	74	16	19	17	33	-	20992
3	1	5	2	4	3	1	1	-	-	7	0-.5
7	2	6	2	(Z)	(Z)	-	-	-	-	-	.5-1
58	14	25	10	19	12	3	3	2	4	-	1-5
46	12	41	15	22	17	5	6	5	9	-	5-10
24	6	20	8	18	12	3	4	-	-	-	10-20
6	1	32	12	38	25	4	4	(Z)	(Z)	-	20-30
-	-	11	4	6	4	2	2	3	5	-	30-60
34	8	11	4	3	2	-	-	7	15	7	UK
106	26	64	24	136	96	16	18	7	14	168	20993
(Z)	(Z)	(Z)	(Z)	(Z)	(Z)	(Z)	(Z)	-	-	-	0-.5
1	(Z)	(Z)	(Z)	-	-	-	-	-	-	-	.5-1
3	1	4	1	3	2	-	-	-	-	-	1-5
6	1	3	1	1	1	-	-	-	-	-	5-10

UNIVERSITY OF ILLINOIS LIBRARY

TABLE 3. SHIPMENTS BY MANUFACTURING ESTABLISHMENTS--COMMODITIES AND WEIGHT OF SHIPMENT BY DISTANCE SHIPPED: 1977--CON.

TCC CODE	COMMODITY AND WEIGHT OF SHIPMENT	ALL SHIPMENTS				TONS (THOUSANDS) AND TON-MILES (MILLIONS) BY DISTANCE OF SHIPMENT			
		TONS (THOUSANDS) (A)	TON-MILES (MILLIONS) (B)	STANDARD ERROR (PERCENT) FDR COLUMNS--		UNDER 100 MILES		100 TO 199 MILES	
				(A)	(B)	TDNS	TON-MILES	TONS	TON-MILES
20993	SWEETENING SYRUPS AND MOLASSES								
	10,000 TO 19,999 POUNDS	52	5	56	49	32	1	12	1
	20,000 TO 29,999 POUNDS	91	10	50	34	73	1	2	(Z)
	30,000 TO 59,999 POUNDS	167	53	11	16	36	2	25	3
	60,000 TO 89,999 POUNDS	30	16	36	42	1	(Z)	2	(Z)
	90,000 POUNDS AND OVER	180	72	20	21	19	1	49	8
	SHIPMENT WEIGHT UNKNOWN	262	37	60	34	20	1	35	5
2D994	BAKING POWDER AND YEAST	8	3	67	97	1	(Z)	1	(Z)
	UNDER 500 POUNDS	1	(Z)	100	99	(Z)	(Z)	1	(Z)
	SHIPMENT WEIGHT UNKNOWN	7	3	74	100	1	(Z)	-	-
2D997	SPICES	175	97	44	40	43	1	26	4
	UNDER 500 POUNDS	16	7	62	39	6	(Z)	1	(Z)
	500 TO 999 POUNDS	35	12	80	73	3	(Z)	15	2
	1,000 TO 4,999 POUNDS	36	26	46	44	6	(Z)	1	(Z)
	5,000 TO 9,999 POUNDS	18	14	62	65	1	(Z)	1	(Z)
	10,000 TO 19,999 POUNDS	5	4	48	76	1	(Z)	1	(Z)
	20,000 TO 29,999 POUNDS	12	1	47	53	7	(Z)	4	1
	30,000 TO 59,999 POUNDS	14	13	55	47	2	(Z)	-	-
	SHIPMENT WEIGHT UNKNOWN	39	21	49	89	18	(Z)	3	(Z)
20998	TEA	271	135	50	52	44	1	37	6
	UNDER 500 POUNDS	12	5	34	57	9	(Z)	(Z)	(Z)
	500 TO 999 POUNDS	3	1	54	63	1	(Z)	(Z)	(Z)
	1,000 TO 4,999 POUNDS	14	7	48	63	2	(Z)	2	(Z)
	5,000 TO 9,999 POUNDS	10	4	64	55	(Z)	(Z)	1	(Z)
	10,000 TO 19,999 POUNDS	32	10	91	81	9	(Z)	-	-
	20,000 TO 29,999 POUNDS	23	11	57	56	3	(Z)	1	(Z)
	30,000 TO 59,999 POUNDS	97	67	48	54	3	(Z)	5	1
	60,000 TO 89,999 POUNDS	5	7	100	100	-	-	-	-
	90,000 POUNDS AND OVER	31	14	100	100	11	(Z)	-	-
	SHIPMENT WEIGHT UNKNOWN	45	8	86	89	7	(Z)	28	4
20999	FOOD PREPARATIONS AND BYPRODUCTS, NEC.	4 134	1 667	21	24	1 374	28	357	54
	UNDER 500 POUNDS	60	13	35	30	34	(Z)	6	1
	500 TO 999 POUNDS	54	9	46	31	34	1	5	1
	1,000 TO 4,999 POUNDS	436	138	44	45	137	3	57	8
	5,000 TO 9,999 POUNDS	325	90	61	33	188	4	4	1
	10,000 TO 19,999 POUNDS	302	114	38	42	76	2	30	4
	20,000 TO 29,999 POUNDS	59	28	21	24	10	(Z)	2	(Z)
	30,000 TO 59,999 POUNDS	623	195	41	54	189	1	23	4
	60,000 TO 89,999 POUNDS	109	33	53	44	10	(Z)	-	-
	90,000 POUNDS AND OVER	900	499	51	71	171	5	20	2
	SHIPMENT WEIGHT UNKNOWN	1 266	547	17	2	524	11	211	34
21	TBACCO PRODUCTS	2 262	952	9	10	560	29	346	46
	UNDER 500 POUNDS	58	28	5	8	7	(Z)	12	2
	500 TO 999 POUNDS	31	14	5	9	5	(Z)	5	1
	1,000 TO 4,999 POUNDS	75	43	13	17	14	1	13	2
	5,000 TO 9,999 POUNDS	32	20	22	44	8	(Z)	9	1
	10,000 TO 19,999 POUNDS	42	15	29	29	3	(Z)	11	1
	20,000 TO 29,999 POUNDS	92	49	20	39	31	2	15	2
	30,000 TO 59,999 POUNDS	1 097	551	12	13	189	13	189	26
	60,000 TO 89,999 POUNDS	180	126	32	33	2	(Z)	4	1
	90,000 POUNDS AND OVER	275	71	32	41	98	7	20	2
	SHIPMENT WEIGHT UNKNOWN	401	34	22	14	203	5	67	8
21111	CIGARETTES *	928	681	8	13	43	2	54	8
	UNDER 500 POUNDS	15	6	6	12	3	(Z)	5	1
	500 TO 999 POUNDS	16	7	9	16	3	(Z)	3	(Z)
	1,000 TO 4,999 POUNDS	47	22	13	24	12	1	10	1
	5,000 TO 9,999 POUNDS	15	14	36	61	3	(Z)	5	1
	10,000 TO 19,999 POUNDS	17	4	37	29	1	(Z)	6	1
	20,000 TO 29,999 POUNDS	43	41	20	47	7	(Z)	3	(Z)
	30,000 TO 59,999 POUNDS	654	478	11	16	11	1	21	4
	60,000 TO 89,999 POUNDS	108	102	25	30	2	(Z)	1	(Z)
	90,000 POUNDS AND OVER	13	7	82	76	-	-	-	-
	SHIPMENT WEIGHT UNKNOWN	(Z)	(Z)	100	100	-	-	-	-
21211	CIGARS *	51	25	7	11	10	1	13	2
	UNDER 500 POUNDS	13	8	12	15	1	(Z)	1	(Z)
	500 TO 999 POUNDS	5	4	19	20	(Z)	(Z)	(Z)	(Z)
	1,000 TO 4,999 POUNDS	12	10	13	15	1	(Z)	1	(Z)
	5,000 TO 9,999 POUNDS	2	1	86	78	-	-	(Z)	(Z)
	10,000 TO 19,999 POUNDS	(Z)	(Z)	34	34	-	-	-	-
	20,000 TO 29,999 POUNDS	1	(Z)	55	55	1	(Z)	-	-
	30,000 TO 59,999 POUNDS	4	(Z)	22	22	4	(Z)	-	-
	SHIPMENT WEIGHT UNKNOWN	14	1	-	-	3	(Z)	11	1
2131	CHEWING AND SMOKING TOBACCO AND SNUFF *	145	54	13	9	35	1	19	3
	UNDER 500 POUNDS	31	14	6	9	4	(Z)	6	1
	500 TO 999 POUNDS	11	4	13	29	2	(Z)	3	(Z)
	1,000 TO 4,999 POUNDS	15	11	23	34	(Z)	(Z)	2	(Z)
	5,000 TO 9,999 POUNDS	8	4	50	59	1	(Z)	4	(Z)
	10,000 TO 19,999 POUNDS	14	7	43	42	(Z)	(Z)	1	(Z)
	20,000 TO 29,999 POUNDS	3	1	54	56	-	-	(Z)	(Z)
	30,000 TO 59,999 POUNDS	1	6	6	6	-	-	3	1
	SHIPMENT WEIGHT UNKNOWN	61	14	29	8	29	1	4	1
21311	CHEWING TOBACCO	47	20	7	12	5	(Z)	9	1
	UNDER 500 POUNDS	12	5	10	13	2	(Z)	3	(Z)
	500 TO 999 POUNDS	4	2	25	37	(Z)	(Z)	2	(Z)
	1,000 TO 4,999 POUNDS	5	3	50	64	(Z)	(Z)	2	(Z)
	5,000 TO 9,999 POUNDS	2	1	29	27	-	-	(Z)	(Z)
	10,000 TO 19,999 POUNDS	5	2	16	19	(Z)	(Z)	1	(Z)
	20,000 TO 29,999 POUNDS	1	(Z)	57	57	-	-	-	-

TONS (THOUSANDS) AND TON-MILES (MILLIONS) BY DISTANCE OF SHIPMENT--CON.

200 TO 299 MILES		300 TO 499 MILES		500 TO 999 MILES		1,000 TO 1,499 MILES		1,500 MILES AND OVER		MILEAGE UNKNOWN	TCC CODE AND WT.
TONS	TON-MILES	TONS	TON-MILES	TONS	TON-MILES	TONS	TON-MILES	TONS	TON-MILES	TONS	
5	1	3	1	(Z)	(Z)	-	-	-	-	-	20993
6	1	-	-	10	7	-	-	-	-	-	10-20
46	11	26	9	22	15	8	9	2	5	-	20-30
3	1	(Z)	(Z)	24	15	-	-	-	-	-	30-60
34	8	21	8	53	42	4	5	-	-	-	60-90
1	(Z)	7	3	22	15	4	4	5	9	168	90+
-	-	(Z)	(Z)	4	3	-	-	-	-	2	20994
-	-	(Z)	(Z)	-	3	-	-	-	-	-	0-.5
-	-	-	-	4	3	-	-	-	-	2	UK
12	3	18	8	39	27	7	9	26	45	3	20997
3	1	2	1	2	1	1	2	1	2	(Z)	0-.5
4	1	6	2	5	3	1	1	2	2	(Z)	.5-1
3	1	9	4	8	7	4	5	5	9	(Z)	.5-1
-	-	1	(Z)	14	10	1	1	2	2	-	5-10
-	-	-	-	1	1	-	-	2	3	-	10-20
1	(Z)	-	-	-	-	-	-	-	-	-	20-30
-	-	-	-	8	5	-	-	4	8	-	30-60
1	(Z)	(Z)	(Z)	2	2	-	-	11	18	3	UK
57	16	37	16	58	41	20	27	16	29	1	20998
(Z)	(Z)	(Z)	(Z)	(Z)	(Z)	(Z)	(Z)	2	4	-	0-.5
(Z)	(Z)	(Z)	(Z)	1	1	(Z)	(Z)	-	-	-	.5-1
1	(Z)	4	2	2	2	3	3	-	-	-	1-5
2	(Z)	4	2	2	1	-	-	(Z)	1	-	5-10
13	3	2	1	8	6	(Z)	(Z)	-	-	-	10-20
3	1	4	1	13	8	-	-	(Z)	(Z)	-	20-30
29	8	18	8	21	16	12	17	9	17	-	30-60
-	-	-	-	-	-	-	-	5	7	-	60-90
5	1	-	-	9	6	5	6	-	-	-	90+
5	1	3	1	(Z)	(Z)	(Z)	(Z)	(Z)	(Z)	1	UK
663	161	539	220	783	606	302	369	105	228	10	20999
9	2	4	1	3	2	1	1	3	5	(Z)	0-.5
5	1	6	3	2	1	1	1	1	1	-	.5-1
62	15	83	32	90	71	5	6	2	3	-	1-5
8	2	56	22	63	52	1	2	3	7	-	5-10
56	14	88	39	36	26	5	6	13	22	-	10-20
16	4	4	2	18	1	1	1	6	4	-	20-30
244	64	18	7	139	103	7	5	2	12	-	30-60
77	19	15	7	5	3	-	-	-	4	-	60-90
165	34	163	67	247	198	102	125	32	69	-	90+
22	5	101	40	172	131	183	223	41	102	10	UK
205	52	458	188	410	285	68	77	131	274	84	21
8	2	10	4	13	9	4	4	3	6	-	0-.5
6	2	4	2	7	5	2	2	1	3	-	.5-1
8	2	13	5	16	12	3	4	9	19	-	1-5
(Z)	(Z)	2	1	7	4	(Z)	(Z)	5	12	-	5-10
6	1	13	5	9	6	(Z)	(Z)	(Z)	(Z)	-	10-20
3	1	14	5	14	10	2	2	12	27	-	20-30
109	29	218	91	277	192	35	39	80	162	-	30-60
1	(Z)	62	24	49	33	21	25	20	43	-	60-90
48	12	102	44	8	5	-	-	-	-	-	90+
15	4	19	7	11	8	1	1	1	1	84	UK
83	21	248	101	316	221	60	69	123	259	-	21111
2	1	1	1	1	1	1	1	1	2	-	0-.5
3	1	2	1	3	2	1	1	1	2	-	.5-1
5	1	8	3	6	4	1	1	5	11	-	1-5
-	-	2	1	(Z)	(Z)	-	-	5	12	-	5-10
5	1	2	1	2	1	-	-	(Z)	(Z)	-	10-20
1	(Z)	7	3	11	8	2	2	12	27	-	20-30
66	18	183	76	258	180	35	39	79	162	-	30-60
-	-	30	11	33	23	21	25	20	43	-	60-90
-	-	11	5	3	2	-	-	-	-	-	90+
-	-	(Z)	(Z)	-	-	-	-	-	-	-	UK
3	1	4	2	12	9	5	5	3	6	-	21211
1	(Z)	2	1	5	4	2	2	1	1	-	0-.5
1	(Z)	1	(Z)	3	3	1	1	(Z)	1	-	.5-1
1	(Z)	2	1	4	2	2	2	2	4	-	1-5
-	-	(Z)	(Z)	1	1	(Z)	(Z)	-	-	-	5-10
-	-	-	-	-	-	(Z)	(Z)	-	-	-	10-20
-	-	-	-	-	-	-	-	-	-	-	20-30
-	-	-	-	-	-	-	-	-	-	-	30-60
-	-	-	-	-	-	-	-	-	-	-	UK
15	4	38	15	30	21	2	3	5	8	1	2131
5	1	7	3	6	5	1	1	2	3	-	0-.5
3	1	1	1	2	2	(Z)	(Z)	(Z)	(Z)	-	.5-1
2	(Z)	2	1	6	5	(Z)	(Z)	2	4	-	1-5
(Z)	(Z)	1	(Z)	5	3	(Z)	(Z)	-	-	-	5-10
-	-	9	4	4	3	-	-	-	-	-	10-20
-	-	1	(Z)	-	-	-	-	-	-	-	20-30
-	-	-	-	-	-	-	-	-	-	-	30-60
6	1	16	6	5	3	1	1	1	1	1	UK
6	2	14	6	12	9	1	1	1	1	-	21311
2	1	2	1	2	2	(Z)	(Z)	(Z)	1	-	0-.5
(Z)	(Z)	1	(Z)	1	1	-	-	(Z)	(Z)	-	.5-1
(Z)	(Z)	(Z)	(Z)	2	2	(Z)	(Z)	(Z)	(Z)	-	1-5
(Z)	(Z)	(Z)	(Z)	1	1	(Z)	(Z)	-	-	-	5-10
-	-	2	1	2	2	-	-	-	-	-	10-20
-	-	1	(Z)	-	-	-	-	-	-	-	20-30

COPYRIGHT BY THE U.S. GOVERNMENT PRINTING OFFICE: 1967 O - 351-100



TABLE 3. SHIPMENTS BY MANUFACTURING ESTABLISHMENTS--COMMODITIES AND WEIGHT OF SHIPMENT BY DISTANCE SHIPPED: 1977--CON.

TCC CODE	COMMODITY AND WEIGHT OF SHIPMENT	ALL SHIPMENTS				TONS (THOUSANDS) AND TON-MILES (MILLIONS) BY DISTANCE OF SHIPMENT			
		TONS (THOU- SANDS) (A)	TON-MILES (MIL- LIONS) (B)	STANDARD ERROR (PERCENT) FOR COLUMNS--		UNDER 100 MILES		100 TO 199 MILES	
				(A)	(B)	TONS	TON- MILES	TONS	TON- MILES
21311	CHEWING TOBACCO, . . . . . SHIPMENT WEIGHT UNKNOWN, . . . . .	18	7	10	12	2	(Z)	1	(Z)
21312	SMOKING TOBACCO, . . . . . UNDER 500 POUNDS, . . . . . 500 TO 999 POUNDS, . . . . . 1,000 TO 4,999 POUNDS, . . . . . 5,000 TO 9,999 POUNDS, . . . . . 10,000 TO 19,999 POUNDS, . . . . . SHIPMENT WEIGHT UNKNOWN, . . . . .	73 11 3 9 5 9 35	26 5 1 8 3 5 5	27 10 23 23 8 68 66 51	17 13 23 37 77 66 10	27 1 1 (Z) 1 1 24	(Z) (Z) (Z) (Z) (Z) -	4 2 (Z) (Z) (Z) -	1 (Z) (Z) (Z) (Z) -
21313	SNUFF, . . . . . UNDER 500 POUNDS, . . . . . 500 TO 999 POUNDS, . . . . . 1,000 TO 4,999 POUNDS, . . . . . 10,000 TO 19,999 POUNDS, . . . . . 20,000 TO 29,999 POUNDS, . . . . . 30,000 TO 59,999 POUNDS, . . . . . SHIPMENT WEIGHT UNKNOWN, . . . . .	24 8 3 1 (Z) (Z) 3 8	9 4 1 (Z) (Z) (Z) 1 2	9 9 28 39 100 100 6 21	13 14 45 39 100 100 6 22	4 1 1 -	(Z) (Z) (Z) -	6 1 1 (Z) (Z) (Z) 3 1	1 (Z) (Z) (Z) (Z) (Z) (Z) 1 (Z)
2141	STEMMED AND REORIED TOBACCO * . . . . . UNDER 500 POUNDS, . . . . . 500 TO 999 POUNDS, . . . . . 1,000 TO 4,999 POUNDS, . . . . . 5,000 TO 9,999 POUNDS, . . . . . 10,000 TO 19,999 POUNDS, . . . . . 20,000 TO 29,999 POUNDS, . . . . . 30,000 TO 59,999 POUNDS, . . . . . 60,000 TO 89,999 POUNDS, . . . . . 90,000 POUNDS AND OVER, . . . . . SHIPMENT WEIGHT UNKNOWN, . . . . .	1 147 (Z) (Z) 1 8 11 46 437 51 263 330	191 (Z) (Z) (Z) 1 3 8 33 71 24 65 19	17 60 70 40 17 44 33 28 60 34 25	25 72 71 43 30 62 27 26 64 46 27	475 (Z) (Z) (Z) (Z) 4 2 23 174 -	25 (Z) (Z) (Z) (Z) (Z) (Z) 2 12 -	263 (Z) (Z) (Z) (Z) 3 167 3 7 54	34 (Z) (Z) (Z) (Z) 3 4 13 22 3 20 6
21411	TOBACCO, STEMMED AND REORIED . . . . . UNDER 500 POUNDS, . . . . . 500 TO 999 POUNDS, . . . . . 1,000 TO 4,999 POUNDS, . . . . . 5,000 TO 9,999 POUNDS, . . . . . 10,000 TO 19,999 POUNDS, . . . . . 20,000 TO 29,999 POUNDS, . . . . . 30,000 TO 59,999 POUNDS, . . . . . 60,000 TO 89,999 POUNDS, . . . . . 90,000 POUNDS AND OVER, . . . . . SHIPMENT WEIGHT UNKNOWN, . . . . .	937 (Z) (Z) 1 5 10 38 377 22 187 297	126 (Z) (Z) (Z) 1 3 6 57 9 33 16	18 60 70 49 41 66 32 30 59 36 28	72 71 45 30 41 22 30 63 21 29	429 -	23 (Z) (Z) (Z) (Z) (Z) 1 11 -	218 (Z) (Z) (Z) (Z) 2 3 137 3 17 46	28 (Z) (Z) (Z) (Z) 1 1 18 (Z) 2 6
21419	TOBACCO BYPRODUCTS, LEAF . . . . . UNDER 500 POUNDS, . . . . . 500 TO 999 POUNDS, . . . . . 1,000 TO 4,999 POUNDS, . . . . . 5,000 TO 9,999 POUNDS, . . . . . 10,000 TO 19,999 POUNDS, . . . . . 20,000 TO 29,999 POUNDS, . . . . . 30,000 TO 59,999 POUNDS, . . . . . 60,000 TO 89,999 POUNDS, . . . . . 90,000 POUNDS AND OVER, . . . . . SHIPMENT WEIGHT UNKNOWN, . . . . .	210 (Z) (Z) 2 1 8 59 29 76 33	64 (Z) (Z) (Z) (Z) 2 2 13 14 32 3	35 62 61 27 57 47 51 33 85 75 67	52 59 73 27 62 51 51 29 89 82 56	46 (Z) (Z) (Z) (Z) (Z) 4 15 -	2 (Z) (Z) (Z) (Z) (Z) (Z) 1 -	46 -	6 -
22	TEXTILE MILL PRODUCTS, . . . . . UNDER 500 POUNDS, . . . . . 500 TO 999 POUNDS, . . . . . 1,000 TO 4,999 POUNDS, . . . . . 5,000 TO 9,999 POUNDS, . . . . . 10,000 TO 19,999 POUNDS, . . . . . 20,000 TO 29,999 POUNDS, . . . . . 30,000 TO 59,999 POUNDS, . . . . . 60,000 TO 89,999 POUNDS, . . . . . 90,000 POUNDS AND OVER, . . . . . SHIPMENT WEIGHT UNKNOWN, . . . . .	13 709 552 633 2 003 1 411 1 945 1 300 1 466 107 126 4 166	5 036 251 243 941 580 726 539 585 58 61 1 050	15 10 9 10 10 11 13 19 25 36 36	6 8 7 9 9 10 13 14 29 43 12	4 485 194 256 469 364 512 381 346 9 31 1 924	152 5 6 20 14 21 15 15 (Z) 1 56	2 007 50 60 270 235 402 245 224 11 5 503	296 7 9 40 35 59 38 34 2 1 71
2211	COTTON BROADWOVEN FABRICS * . . . . . UNDER 500 POUNDS, . . . . . 500 TO 999 POUNDS, . . . . . 1,000 TO 4,999 POUNDS, . . . . . 5,000 TO 9,999 POUNDS, . . . . . 10,000 TO 19,999 POUNDS, . . . . . 20,000 TO 29,999 POUNDS, . . . . . 30,000 TO 59,999 POUNDS, . . . . . 60,000 TO 89,999 POUNDS, . . . . . 90,000 POUNDS AND OVER, . . . . . SHIPMENT WEIGHT UNKNOWN, . . . . .	2 002 47 57 289 224 254 224 290 10 4 604	799 27 29 157 102 108 72 97 3 2 202	7 13 14 9 13 14 15 14 52 55 13	6 15 17 12 14 14 17 13 55 60 15	543 7 16 53 40 43 61 86 -	22 (Z) (Z) 2 1 1 2 5 -	347 6 7 32 45 53 55 55 3 -	51 1 1 5 7 8 8 8 (Z) -
22111	COTTON DUCK AND ALLIED FABRICS . . . . . UNDER 500 POUNDS, . . . . . 500 TO 999 POUNDS, . . . . . 1,000 TO 4,999 POUNDS, . . . . . 5,000 TO 9,999 POUNDS, . . . . . 10,000 TO 19,999 POUNDS, . . . . . 20,000 TO 29,999 POUNDS, . . . . . 30,000 TO 59,999 POUNDS, . . . . . 60,000 TO 89,999 POUNDS, . . . . . SHIPMENT WEIGHT UNKNOWN, . . . . .	253 3 5 41 32 30 15 14 1 114	109 1 3 18 12 17 9 8 (Z) 40	17 30 37 41 40 41 51 19 100 10	22 36 46 41 33 39 65 22 100 27	88 (Z) 1 15 12 2 3 2 -	1 (Z) (Z) (Z) (Z) (Z) (Z) (Z) -	9 1 (Z) (Z) (Z) 1 (Z) (Z) -	1 (Z) (Z) (Z) (Z) (Z) (Z) -
22112	COTTON SHEETINGS, UNFINISHED (GRAY GOODS), . . . . . UNDER 500 POUNDS, . . . . . 500 TO 999 POUNDS, . . . . . 1,000 TO 4,999 POUNDS, . . . . . 5,000 TO 9,999 POUNDS, . . . . . 10,000 TO 19,999 POUNDS, . . . . . 20,000 TO 29,999 POUNDS, . . . . .	748 6 6 56 72 95 91	211 4 3 27 32 36 26	14 40 51 20 20 22 20	14 48 51 23 27 32 24	317 1 1 9 14 26 34	15 (Z) (Z) 1 (Z) 1 1 1	133 1 1 9 10 21 13	20 (Z) (Z) 1 1 3 2

TONS (THOUSANDS) AND TON-MILES (MILLIONS) BY DISTANCE OF SHIPMENT--CON.

200 TO 299 MILES		300 TO 499 MILES		500 TO 999 MILES		1,000 TO 1,499 MILES		1,500 MILES AND OVER		MILEAGE UNKNOWN	TCC CODE AND WT.
TONS	TON-MILES	TONS	TON-MILES	TONS	TON-MILES	TONS	TON-MILES	TONS	TON-MILES	TONS	
3	1	7	3	3	2	(Z)	1	(Z)	(Z)	-	21311 UK
6	1	17	7	14	10	1	1	3	6	1	21312
2	(Z)	2	1	3	2	1	1	1	1	-	0-.5
2	(Z)	(Z)	(Z)	(Z)	(Z)	-	-	-	-	-	.5-1
(Z)	(Z)	2	1	4	3	(Z)	(Z)	2	4	-	1-5
-	-	(Z)	(Z)	4	3	-	-	-	-	-	5-10
-	-	7	3	2	1	-	-	-	-	-	10-20
2	(Z)	5	2	1	1	(Z)	(Z)	(Z)	1	1	UK
3	1	7	3	3	2	(Z)	(Z)	1	1	-	21313
1	(Z)	3	1	2	1	(Z)	(Z)	1	1	-	0-.5
(Z)	(Z)	1	(Z)	(Z)	(Z)	(Z)	(Z)	-	-	-	.5-1
1	(Z)	-	-	-	-	-	-	-	-	-	1-5
-	-	-	-	-	-	-	-	-	-	-	10-20
-	-	-	-	-	-	-	-	-	-	-	20-30
1	(Z)	3	1	1	(Z)	(Z)	(Z)	(Z)	(Z)	-	30-60 UK
104	27	168	71	52	33	-	-	-	-	84	2141
(Z)	(Z)	(Z)	(Z)	(Z)	(Z)	-	-	-	-	-	0-.5
-	-	(Z)	(Z)	(Z)	(Z)	-	-	-	-	-	.5-1
(Z)	(Z)	(Z)	(Z)	(Z)	(Z)	-	-	-	-	-	1-5
(Z)	(Z)	(Z)	(Z)	(Z)	(Z)	-	-	-	-	-	5-10
2	(Z)	5	2	3	2	-	-	-	-	-	10-20
43	11	35	15	18	11	-	-	-	-	-	20-30
1	(Z)	31	13	16	10	-	-	-	-	-	30-60
48	12	92	39	5	3	-	-	-	-	-	60-90
10	2	3	2	6	5	-	-	-	-	-	90+
96	24	88	36	22	15	-	-	-	-	84	21411
(Z)	(Z)	(Z)	(Z)	(Z)	(Z)	-	-	-	-	-	0-.5
-	-	(Z)	(Z)	(Z)	(Z)	-	-	-	-	-	.5-1
(Z)	(Z)	(Z)	(Z)	(Z)	(Z)	-	-	-	-	-	1-5
-	-	(Z)	(Z)	(Z)	(Z)	-	-	-	-	-	5-10
(Z)	(Z)	1	(Z)	3	2	-	-	-	-	-	10-20
2	(Z)	5	2	2	1	-	-	-	-	-	20-30
43	11	32	14	7	4	-	-	-	-	-	30-60
-	-	15	7	4	2	-	-	-	-	-	60-90
43	11	34	13	-	-	-	-	-	-	-	90+
8	2	1	(Z)	6	5	-	-	-	-	84	UK
9	2	80	35	30	19	-	-	-	-	-	21419
-	-	-	-	-	-	-	-	-	-	-	0-.5
(Z)	(Z)	-	-	-	-	-	-	-	-	-	1-5
-	-	-	-	-	-	-	-	-	-	-	5-10
(Z)	(Z)	(Z)	(Z)	1	1	-	-	-	-	-	10-20
1	(Z)	3	1	11	7	-	-	-	-	-	20-30
1	(Z)	16	6	12	8	-	-	-	-	-	30-60
5	1	58	26	5	3	-	-	-	-	-	60-90
2	(Z)	3	1	-	-	-	-	-	-	-	90+
1 062	261	1 833	731	3 094	2 110	361	423	519	1 064	349	22
37	9	73	30	132	90	32	38	34	72	(Z)	0-.5
34	8	89	36	147	102	20	24	27	57	-	.5-1
140	35	362	150	601	410	58	68	102	218	1	1-5
91	22	204	81	423	285	52	59	43	85	-	5-10
173	43	259	102	505	336	29	35	66	130	-	10-20
81	19	196	78	278	197	58	68	61	125	-	20-30
239	57	210	84	362	252	32	38	53	106	-	30-60
12	3	28	10	38	25	-	-	9	18	-	60-90
9	2	17	6	48	34	13	14	2	3	-	90+
245	61	394	155	560	379	68	81	122	247	348	UK
167	41	245	101	494	342	85	100	73	140	47	2211
3	1	6	2	17	12	5	5	3	6	-	0-.5
2	1	6	2	19	13	3	4	4	8	-	.5-1
27	7	39	16	109	77	13	16	16	34	-	1-5
17	4	26	10	77	54	12	13	7	12	-	5-10
20	5	55	23	67	48	9	10	7	13	-	10-20
24	6	30	12	39	24	15	18	1	1	-	20-30
33	8	45	19	60	43	9	11	1	2	-	30-60
1	(Z)	2	1	3	2	-	-	-	-	-	60-90
1	(Z)	-	-	3	2	-	-	-	-	-	90+
41	10	36	15	99	66	19	23	35	65	47	UK
22	5	32	14	57	41	13	16	18	30	13	22111
(Z)	(Z)	(Z)	(Z)	1	1	(Z)	(Z)	(Z)	(Z)	-	0-.5
(Z)	(Z)	1	(Z)	2	1	(Z)	(Z)	(Z)	1	-	.5-1
3	1	4	2	15	10	1	1	2	4	-	1-5
2	1	3	1	11	8	(Z)	1	1	2	-	5-10
2	(Z)	15	7	9	6	1	1	1	2	-	10-20
1	(Z)	3	1	4	3	3	4	1	1	-	20-30
3	1	2	1	4	3	3	4	-	-	-	30-60
-	-	-	-	1	(Z)	-	-	-	-	-	60-90
11	3	5	2	11	9	4	5	13	21	13	UK
47	11	62	24	156	109	21	24	5	9	8	22112
(Z)	(Z)	(Z)	(Z)	2	1	2	2	(Z)	(Z)	-	0-.5
(Z)	(Z)	1	(Z)	2	2	(Z)	(Z)	1	1	-	.5-1
4	1	7	3	25	18	3	3	(Z)	1	-	1-5
8	2	10	4	23	16	5	6	1	1	-	5-10
5	1	17	7	21	16	3	4	3	5	-	10-20
7	2	10	4	22	14	3	4	-	-	-	20-30

BUREAU OF ECONOMIC ANALYSIS

TABLE 3. SHIPMENTS BY MANUFACTURING ESTABLISHMENTS--COMMODITIES AND WEIGHT OF SHIPMENT BY DISTANCE SHIPPED: 1977--CON.

TCC CODE	COMMODITY AND WEIGHT OF SHIPMENT	ALL SHIPMENTS				TONS (THOUSANDS) AND TON-MILES (MILLIONS) BY DISTANCE OF SHIPMENT			
		TONS (THOU- SANDS) (A)	TON-MILES (MIL- LIONS) (B)	STANDARD ERROR (PERCENT) FOR COLUMNS--		UNDER 100 MILES		100 TO 199 MILES	
				(A)	(B)	TONS	TON- MILES	TONS	TON- MILES
22112	COTTON SHEETINGS, UNFINISHED (GRAY GOODS)	184	49	20	23	75	5	39	5
	30,000 TO 59,999 POUNDS	9	3	53	59	1	(Z)	3	(Z)
	60,000 TO 89,999 POUNDS	2	1	70	73	-	-	-	-
	90,000 POUNDS AND OVER	227	30	31	27	156	8	36	6
	SHIPMENT WEIGHT UNKNOWN								
22119	COTTON BROADWOVEN FABRICS, NEC, FINISHED	995	474	8	8	138	6	204	30
	UNDER 500 POUNDS	37	21	12	14	6	(Z)	5	1
	500 TO 999 POUNDS	45	22	14	15	14	(Z)	5	1
	1,000 TO 4,999 POUNDS	188	110	12	13	29	1	20	3
	5,000 TO 9,999 POUNDS	120	58	21	18	13	1	34	5
	10,000 TO 19,999 POUNDS	128	55	13	17	15	1	31	5
	20,000 TO 29,999 POUNDS	118	37	28	27	23	1	41	7
	30,000 TO 59,999 POUNDS	92	40	20	24	9	(Z)	17	3
	60,000 TO 89,999 POUNDS	2	2	100	100	-	-	-	-
	90,000 POUNDS AND OVER	264	132	13	18	28	2	51	7
	SHIPMENT WEIGHT UNKNOWN								
222	HANMAOE FIBER AND SILK BROADWOVEN FABRICS	1 934	565	14	10	745	28	343	54
	UNDER 500 POUNDS	47	37	12	17	4	(Z)	3	(Z)
	500 TO 999 POUNDS	43	28	16	20	7	(Z)	3	(Z)
	1,000 TO 4,999 POUNDS	227	125	12	14	25	1	27	4
	5,000 TO 9,999 POUNDS	157	64	20	13	31	1	36	6
	10,000 TO 19,999 POUNDS	208	63	37	29	60	2	64	10
	20,000 TO 29,999 POUNDS	181	21	43	32	115	4	49	9
	30,000 TO 59,999 POUNDS	155	32	30	42	65	2	57	10
	60,000 TO 89,999 POUNDS	11	5	65	66	-	-	-	-
	90,000 POUNDS AND OVER	3	1	82	87	-	-	1	(Z)
	SHIPMENT WEIGHT UNKNOWN	902	187	26	26	438	16	104	15
2221	HANMAOE FIBER BROADWOVEN FABRICS	1 908	561	14	10	730	28	332	53
	UNDER 500 POUNDS	45	36	12	17	4	(Z)	3	(Z)
	500 TO 999 POUNDS	43	28	16	20	6	(Z)	3	(Z)
	1,000 TO 4,999 POUNDS	226	126	12	14	24	1	26	4
	5,000 TO 9,999 POUNDS	156	64	20	13	31	1	34	6
	10,000 TO 19,999 POUNDS	198	62	37	29	55	2	59	9
	20,000 TO 29,999 POUNDS	181	21	43	32	114	4	49	9
	30,000 TO 59,999 POUNDS	155	32	30	42	65	2	57	10
	60,000 TO 89,999 POUNDS	11	5	65	66	-	-	-	-
	90,000 POUNDS AND OVER	3	1	82	87	-	-	1	(Z)
	SHIPMENT WEIGHT UNKNOWN	890	185	26	26	430	16	100	14
22211	HANMAOE FIBER BROADWOVEN FABRICS, EXC. BLANKETS	1 888	551	14	11	730	28	323	51
	UNDER 500 POUNDS	42	33	14	20	4	(Z)	3	(Z)
	500 TO 999 POUNDS	43	28	17	20	6	(Z)	3	(Z)
	1,000 TO 4,999 POUNDS	221	121	13	15	24	1	26	4
	5,000 TO 9,999 POUNDS	155	64	20	13	31	1	34	6
	10,000 TO 19,999 POUNDS	197	62	37	30	55	2	59	9
	20,000 TO 29,999 POUNDS	181	21	43	32	114	4	49	9
	30,000 TO 59,999 POUNDS	155	32	30	42	65	2	57	10
	60,000 TO 89,999 POUNDS	11	5	65	66	-	-	-	-
	90,000 POUNDS AND OVER	3	1	82	87	-	-	1	(Z)
	SHIPMENT WEIGHT UNKNOWN	881	183	26	26	430	16	91	13
22213	HANMAOE FIBER BLANKETS	20	10	19	18	(Z)	(Z)	9	2
	UNDER 500 POUNDS	4	3	10	13	(Z)	(Z)	(Z)	(Z)
	500 TO 999 POUNDS	(Z)	(Z)	67	68	-	-	-	-
	1,000 TO 4,999 POUNDS	5	4	40	40	-	-	(Z)	(Z)
	5,000 TO 9,999 POUNDS	1	(Z)	57	57	-	-	-	-
	10,000 TO 19,999 POUNDS	1	(Z)	69	69	-	-	-	-
	SHIPMENT WEIGHT UNKNOWN	9	1	97	93	-	-	9	1
2231	WOOL BROADWOVEN FABRICS *	150	48	68	60	30	1	83	13
	UNDER 500 POUNDS	8	7	41	47	(Z)	(Z)	1	(Z)
	500 TO 999 POUNDS	7	6	51	67	1	(Z)	1	(Z)
	1,000 TO 4,999 POUNDS	32	16	71	78	6	(Z)	15	2
	5,000 TO 9,999 POUNDS	12	2	79	68	1	(Z)	11	2
	10,000 TO 19,999 POUNDS	62	8	95	93	13	(Z)	49	8
	20,000 TO 29,999 POUNDS	1	(Z)	44	70	(Z)	(Z)	1	(Z)
	30,000 TO 59,999 POUNDS	2	(Z)	64	79	1	(Z)	(Z)	(Z)
	SHIPMENT WEIGHT UNKNOWN	26	8	12	36	7	(Z)	5	1
22311	WOOL BROADWOVEN FABRICS, EXC. BLANKETS	148	47	69	62	30	1	83	13
	UNDER 500 POUNDS	8	7	41	47	(Z)	(Z)	1	(Z)
	500 TO 999 POUNDS	7	6	51	67	1	(Z)	1	(Z)
	1,000 TO 4,999 POUNDS	32	16	71	78	6	(Z)	15	2
	5,000 TO 9,999 POUNDS	12	2	79	68	1	(Z)	11	2
	10,000 TO 19,999 POUNDS	62	8	95	93	13	(Z)	49	8
	20,000 TO 29,999 POUNDS	1	(Z)	44	70	(Z)	(Z)	1	(Z)
	30,000 TO 59,999 POUNDS	2	(Z)	64	79	1	(Z)	(Z)	(Z)
	SHIPMENT WEIGHT UNKNOWN	24	7	7	21	7	(Z)	5	1
22411	NARROW FABRICS *	167	68	95	56	68	2	15	2
	UNDER 500 POUNDS	18	12	31	27	3	(Z)	4	1
	500 TO 999 POUNDS	10	5	29	33	3	(Z)	2	(Z)
	1,000 TO 4,999 POUNDS	18	10	24	32	2	(Z)	3	(Z)
	5,000 TO 9,999 POUNDS	6	4	30	33	(Z)	(Z)	(Z)	(Z)
	10,000 TO 19,999 POUNDS	5	3	33	36	-	-	-	-
	20,000 TO 29,999 POUNDS	2	1	50	48	-	-	-	-
	30,000 TO 59,999 POUNDS	9	3	89	84	-	-	-	-
	SHIPMENT WEIGHT UNKNOWN	100	30	98	82	61	2	7	1
22511	KNIT FABRICS *	1 791	586	9	13	771	21	280	42
	UNDER 500 POUNDS	113	24	18	18	76	1	9	1
	500 TO 999 POUNDS	214	35	27	28	157	3	18	3
	1,000 TO 4,999 POUNDS	348	171	15	16	79	3	62	9
	5,000 TO 9,999 POUNDS	195	81	21	23	53	2	40	7
	10,000 TO 19,999 POUNDS	216	70	22	25	82	3	32	4



TONS (THOUSANDS) AND TON-MILES (MILLIONS) BY DISTANCE OF SHIPMENT--CON.

200 TO 299 MILES		300 TO 499 MILES		500 TO 999 MILES		1,000 TO 1,499 MILES		1,500 MILES AND OVER		MILEAGE UNKNOWN	TCC CODE AND WT.
TONS	TON-MILES	TONS	TON-MILES	TONS	TON-MILES	TONS	TON-MILES	TONS	TON-MILES	TONS	
18	4	12	4	37	26	4	4	-	-	-	22112
1	(Z)	2	1	3	2	-	-	-	-	-	30-60
1	(Z)	-	-	1	1	-	-	-	-	-	60-90
3	1	3	1	20	14	1	1	(Z)	(Z)	8	90+ UK
98	25	150	63	278	190	50	60	50	101	26	22119
3	1	4	2	14	10	3	3	2	5	-	0-.5
2	(Z)	4	2	14	9	3	4	3	5	-	5-1
20	5	29	12	67	47	9	11	14	30	-	1-5
6	2	12	5	43	30	6	6	5	9	-	5-10
13	3	24	10	37	26	4	5	4	6	-	10-20
16	4	17	7	13	8	8	10	(Z)	(Z)	-	20-30
12	3	31	14	20	14	2	3	1	2	-	30-60
-	-	-	-	2	2	-	-	-	-	-	90+
26	7	29	12	68	44	14	17	22	44	26	UK
157	38	219	81	293	195	34	43	58	127	85	222
3	1	9	4	16	11	4	5	7	16	-	0-.5
3	1	8	3	15	10	3	4	4	9	-	.5-1
19	4	54	22	81	53	7	8	15	33	-	1-5
15	4	18	7	48	31	5	7	4	9	-	5-10
17	4	15	6	49	33	-	-	3	8	-	10-20
4	1	4	1	8	5	1	1	(Z)	(Z)	-	20-30
1	(Z)	10	4	20	15	1	2	-	-	-	30-60
-	-	3	1	7	4	-	-	-	-	-	60-90
-	-	2	1	-	-	-	-	-	-	-	90+
95	23	94	33	48	34	12	15	25	50	85	UK
156	37	218	81	294	196	34	42	57	124	85	2221
3	1	9	4	16	11	4	5	7	15	-	0-.5
2	1	8	3	15	10	3	4	4	9	-	.5-1
18	4	54	22	81	53	7	8	15	33	-	1-5
15	3	18	7	49	31	5	7	4	9	-	5-10
17	4	15	6	48	32	-	-	3	8	-	10-20
4	1	4	1	8	5	1	1	(Z)	(Z)	-	20-30
1	(Z)	10	4	20	15	1	2	-	-	-	30-60
-	-	3	1	7	4	-	-	-	-	-	60-90
-	-	2	1	-	-	-	-	-	-	-	90+
95	23	94	32	50	35	12	15	24	48	85	UK
156	37	215	79	290	193	34	42	55	120	85	22211
3	1	8	3	14	10	4	5	6	14	-	0-.5
2	1	8	3	15	10	3	4	4	9	-	.5-1
18	4	52	21	79	51	7	8	14	32	-	1-5
15	3	18	7	48	31	5	7	4	9	-	5-10
17	4	14	6	48	32	-	-	3	8	-	10-20
4	1	4	1	8	5	1	1	(Z)	(Z)	-	20-30
1	(Z)	10	4	20	15	1	2	-	-	-	30-60
-	-	3	1	7	4	-	-	-	-	-	60-90
-	-	2	1	-	-	-	-	-	-	-	90+
95	23	94	32	50	35	12	15	24	48	85	UK
(Z)	(Z)	3	2	5	3	(Z)	(Z)	2	3	-	22213
(Z)	(Z)	1	1	1	1	(Z)	(Z)	1	1	-	0-.5
-	-	(Z)	(Z)	(Z)	(Z)	-	-	(Z)	(Z)	-	.5-1
-	-	2	1	2	1	-	-	1	2	-	1-5
-	-	-	-	1	(Z)	-	-	-	-	-	5-10
-	-	(Z)	(Z)	(Z)	(Z)	-	-	-	-	-	10-20
-	-	(Z)	(Z)	-	-	-	-	-	-	-	UK
8	2	8	3	8	6	6	8	7	16	1	2231
(Z)	(Z)	1	(Z)	3	2	1	1	1	2	-	0-.5
1	(Z)	(Z)	(Z)	1	1	(Z)	(Z)	1	4	-	.5-1
(Z)	(Z)	2	1	2	1	3	4	3	7	-	1-5
(Z)	(Z)	-	-	-	-	(Z)	(Z)	-	-	-	5-10
-	-	-	-	-	-	-	-	(Z)	(Z)	-	10-20
-	-	-	-	-	-	-	-	-	-	-	20-30
1	(Z)	-	-	-	-	-	-	-	-	-	30-60
5	1	5	2	1	1	1	1	1	2	1	UK
7	2	8	3	7	6	5	7	7	16	1	22311
(Z)	(Z)	1	(Z)	3	2	1	1	1	2	-	0-.5
1	(Z)	(Z)	(Z)	1	1	(Z)	(Z)	1	4	-	.5-1
(Z)	(Z)	2	1	2	1	3	4	3	7	-	1-5
(Z)	(Z)	-	-	-	-	(Z)	(Z)	-	-	-	5-10
-	-	-	-	-	-	(Z)	(Z)	(Z)	(Z)	-	10-20
-	-	-	-	-	-	-	-	-	-	-	20-30
1	(Z)	-	-	-	-	-	-	-	-	-	30-60
5	1	5	2	1	1	(Z)	(Z)	1	2	1	UK
11	3	21	8	30	20	12	13	9	19	(Z)	22411
1	(Z)	2	1	5	3	2	2	2	5	-	0-.5
2	(Z)	1	(Z)	2	1	(Z)	1	1	2	-	.5-1
3	1	5	2	3	2	2	2	1	2	-	1-5
1	(Z)	1	(Z)	3	2	-	-	(Z)	1	-	5-10
1	(Z)	-	-	3	2	-	-	1	1	-	10-20
-	-	(Z)	(Z)	2	1	-	-	-	-	-	20-30
-	-	7	2	2	1	-	-	-	-	-	30-60
3	1	5	2	10	7	9	9	4	8	(Z)	UK
67	16	208	84	322	216	34	38	75	170	33	22511
3	1	8	3	11	8	3	4	3	7	-	0-.5
4	1	10	4	18	12	2	3	4	10	-	.5-1
22	5	57	24	93	61	8	9	26	58	1	1-5
10	2	26	11	50	33	6	6	9	20	-	5-10
4	1	35	13	58	41	1	1	4	8	-	10-20

JOURNAL OF THE LIBRARY OF CONGRESS

TABLE 3. SHIPMENTS BY MANUFACTURING ESTABLISHMENTS--COMMODITIES AND WEIGHT OF SHIPMENT BY OISTANCE SHIPPED: 1977--CON.

TCC CODE	COMMOITY AND WEIGHT OF SHIPMENT	ALL SHIPMENTS				TONS (THOUSANDS) AND TON-MILES (MILLIONS) BY DISTANCE OF SHIPMENT			
		TONS (THOU- SANOS) (A)	TON-MILES (MIL- LIONS) (B)	STANDARD ERROR (PERCENT) FOR COLUMNS--		UNDER 100 MILES		100 TO 199 MILES	
				(A)	(B)	TONS	TON- MILES	TONS	TON- MILES
22511	KNIT FABRICS *								
	20,000 TO 29,999 POUNDS . . . . .	142	90	25	41	34	1	17	2
	30,000 TO 59,999 POUNDS . . . . .	46	9	34	43	22	1	14	2
	60,000 TO 89,999 POUNDS . . . . .	1	(Z)	100	100	-	-	-	-
	SHIPMENT WEIGHT UNKNOWN . . . . .	516	107	17	23	267	7	88	13
227	FLOOR COVERINGS . . . . .	2 410	1 102	11	11	680	12	185	28
	UNDER 500 POUNDS . . . . .	178	75	21	16	53	2	15	2
	500 TO 999 POUNDS . . . . .	198	88	19	16	50	2	21	3
	1,000 TO 4,999 POUNDS . . . . .	427	235	15	16	42	1	59	9
	5,000 TO 9,999 POUNDS . . . . .	323	157	20	25	82	2	31	5
	10,000 TO 19,999 POUNDS . . . . .	393	203	20	25	71	2	27	4
	20,000 TO 29,999 POUNDS . . . . .	194	146	30	31	6	(Z)	5	1
	30,000 TO 59,999 POUNDS . . . . .	82	52	37	44	-	-	2	(Z)
	90,000 POUNDS AND OVER . . . . .	(Z)	(Z)	100	100	-	-	-	-
	SHIPMENT WEIGHT UNKNOWN . . . . .	614	145	22	17	377	4	24	4
22711	WOVEN CARPETS AND RUGS *	50	26	23	21	14	(Z)	8	1
	UNDER 500 POUNDS . . . . .	5	2	36	20	2	(Z)	1	(Z)
	500 TO 999 POUNDS . . . . .	1	1	16	22	(Z)	(Z)	(Z)	(Z)
	1,000 TO 4,999 POUNDS . . . . .	6	4	15	17	-	-	1	(Z)
	5,000 TO 9,999 POUNDS . . . . .	2	2	28	34	-	-	(Z)	(Z)
	10,000 TO 19,999 POUNDS . . . . .	12	8	62	55	-	-	(Z)	(Z)
	20,000 TO 29,999 POUNDS . . . . .	8	7	32	37	-	-	4	1
	30,000 TO 59,999 POUNDS . . . . .	3	1	66	89	-	-	1	(Z)
	90,000 POUNDS AND OVER . . . . .	(Z)	(Z)	100	100	-	-	-	-
	SHIPMENT WEIGHT UNKNOWN . . . . .	12	(Z)	100	98	12	(Z)	-	-
22721	TUFTEO CARPETS AND RUGS *	2 206	1 031	12	12	611	10	164	25
	UNDER 500 POUNDS . . . . .	168	70	22	17	50	1	14	2
	500 TO 999 POUNDS . . . . .	193	84	19	17	49	2	21	3
	1,000 TO 4,999 POUNDS . . . . .	392	222	16	17	32	1	58	9
	5,000 TO 9,999 POUNDS . . . . .	277	150	21	25	52	1	28	4
	10,000 TO 19,999 POUNDS . . . . .	333	183	21	26	55	1	21	3
	20,000 TO 29,999 POUNDS . . . . .	180	137	32	31	6	(Z)	-	-
	30,000 TO 59,999 POUNDS . . . . .	78	50	39	48	-	-	-	-
	SHIPMENT WEIGHT UNKNOWN . . . . .	585	135	24	17	367	4	23	3
22799	CARPETS, RUGS, AND HATS, NEC *	154	49	17	24	55	2	13	2
	UNDER 500 POUNDS . . . . .	4	3	30	24	1	(Z)	(Z)	(Z)
	500 TO 999 POUNDS . . . . .	4	3	46	57	(Z)	(Z)	(Z)	(Z)
	1,000 TO 4,999 POUNDS . . . . .	26	10	39	20	8	(Z)	(Z)	(Z)
	5,000 TO 9,999 POUNDS . . . . .	43	6	36	26	29	1	4	(Z)
	10,000 TO 19,999 POUNDS . . . . .	45	11	14	28	16	1	6	1
	20,000 TO 29,999 POUNDS . . . . .	5	3	47	58	-	-	1	(Z)
	30,000 TO 59,999 POUNDS . . . . .	3	1	100	100	-	-	1	(Z)
	SHIPMENT WEIGHT UNKNOWN . . . . .	23	11	32	55	1	(Z)	1	(Z)
228	THREAO AND YARN . . . . .	3 029	909	9	10	1 051	45	602	85
	UNDER 500 POUNDS . . . . .	70	29	29	17	27	1	8	1
	500 TO 999 POUNDS . . . . .	53	19	13	11	16	1	10	1
	1,000 TO 4,999 POUNDS . . . . .	472	131	19	13	193	10	73	10
	5,000 TO 9,999 POUNDS . . . . .	360	120	13	17	111	5	69	10
	10,000 TO 19,999 POUNDS . . . . .	541	147	12	12	196	10	129	18
	20,000 TO 29,999 POUNDS . . . . .	409	127	17	18	132	5	104	16
	30,000 TO 59,999 POUNDS . . . . .	465	184	21	24	89	4	73	10
	60,000 TO 89,999 POUNDS . . . . .	16	2	57	62	7	(Z)	5	1
	90,000 POUNDS AND OVER . . . . .	16	1	93	61	14	(Z)	-	-
	SHIPMENT WEIGHT UNKNOWN . . . . .	625	149	17	31	266	9	131	17
2281	YARN . . . . .	2 870	875	8	10	926	37	589	83
	UNDER 500 POUNDS . . . . .	40	19	21	30	10	(Z)	6	1
	500 TO 999 POUNDS . . . . .	44	12	15	15	15	1	9	1
	1,000 TO 4,999 POUNDS . . . . .	381	112	12	12	123	5	74	10
	5,000 TO 9,999 POUNDS . . . . .	355	118	13	18	105	5	70	10
	10,000 TO 19,999 POUNDS . . . . .	542	144	13	13	194	10	129	18
	20,000 TO 29,999 POUNDS . . . . .	385	127	15	19	122	5	90	13
	30,000 TO 59,999 POUNDS . . . . .	479	192	21	24	82	3	76	10
	60,000 TO 89,999 POUNDS . . . . .	16	2	57	62	8	(Z)	5	1
	90,000 POUNDS AND OVER . . . . .	16	1	93	61	14	(Z)	-	-
	SHIPMENT WEIGHT UNKNOWN . . . . .	611	148	17	32	252	8	129	17
22811	COTTON YARN . . . . .	502	138	20	36	205	6	56	8
	UNDER 500 POUNDS . . . . .	8	3	64	77	1	(Z)	1	(Z)
	500 TO 999 POUNDS . . . . .	8	1	49	42	4	(Z)	3	(Z)
	1,000 TO 4,999 POUNDS . . . . .	85	23	38	40	34	2	17	2
	5,000 TO 9,999 POUNDS . . . . .	71	17	37	43	25	1	14	2
	10,000 TO 19,999 POUNDS . . . . .	56	15	43	56	23	1	7	1
	20,000 TO 29,999 POUNDS . . . . .	21	4	31	24	13	1	2	(Z)
	30,000 TO 59,999 POUNDS . . . . .	53	17	39	32	20	1	6	1
	60,000 TO 89,999 POUNDS . . . . .	8	(Z)	100	100	8	(Z)	-	-
	90,000 POUNDS AND OVER . . . . .	14	(Z)	100	100	14	(Z)	-	-
	SHIPMENT WEIGHT UNKNOWN . . . . .	178	57	29	74	64	1	7	1
22813	WOOL THREAO AND YARN . . . . .	56	21	21	24	19	1	12	2
	UNDER 500 POUNDS . . . . .	3	3	27	38	1	(Z)	1	(Z)
	500 TO 999 POUNDS . . . . .	3	1	27	48	1	(Z)	1	(Z)
	1,000 TO 4,999 POUNDS . . . . .	11	4	33	25	4	(Z)	3	(Z)
	5,000 TO 9,999 POUNDS . . . . .	5	2	44	65	1	(Z)	(Z)	(Z)
	10,000 TO 19,999 POUNDS . . . . .	7	1	69	39	6	(Z)	1	(Z)
	20,000 TO 29,999 POUNDS . . . . .	4	1	89	58	2	(Z)	1	(Z)
	30,000 TO 59,999 POUNDS . . . . .	3	4	56	62	-	-	-	-
	SHIPMENT WEIGHT UNKNOWN . . . . .	19	6	16	22	4	(Z)	7	1
22819	YARN, NEC . . . . .	2 312	716	9	11	702	31	520	73
	UNDER 500 POUNDS . . . . .	29	13	20	15	8	(Z)	5	1
	500 TO 999 POUNDS . . . . .	33	10	16	14	10	(Z)	6	1

TONS (THOUSANDS) AND TON-MILES (MILLIONS) BY DISTANCE OF SHIPMENT--CON.

200 TO 299 MILES		300 TO 499 MILES		500 TO 999 MILES		1,000 TO 1,499 MILES		1,500 MILES AND OVER		MILEAGE UNKNOWN	TCC CODE AND WT.
TONS	TON-MILES	TONS	TON-MILES	TONS	TON-MILES	TONS	TON-MILES	TONS	TON-MILES	TONS	
9	2	21	8	31	21	14	15	17	40	-	22511
-	-	5	2	5	4	-	-	-	-	-	20-30
-	-	1	(Z)	-	-	-	-	-	-	-	30-60
14	3	47	19	56	36	1	1	12	27	32	60-90 UK
119	32	380	154	873	598	49	58	114	220	9	227
19	5	32	13	44	30	6	7	8	17	-	0-.5
12	3	45	18	58	41	4	5	8	16	-	.5-1
15	4	107	46	167	114	15	18	23	44	-	1-5
4	1	40	16	145	97	5	6	16	31	-	5-10
27	7	53	20	193	125	1	1	22	44	-	10-20
5	1	51	21	91	64	10	12	26	47	-	20-30
12	3	11	5	57	43	-	-	(Z)	(Z)	-	30-60
-	-	-	-	(Z)	(Z)	-	-	-	-	-	90+
26	7	41	16	119	82	7	9	11	22	9	UK
1	(Z)	5	2	17	10	2	2	5	10	-	22711
(Z)	(Z)	1	1	1	(Z)	(Z)	(Z)	(Z)	(Z)	-	0-.5
(Z)	(Z)	(Z)	(Z)	(Z)	(Z)	(Z)	(Z)	(Z)	(Z)	-	.5-1
(Z)	(Z)	2	1	3	2	(Z)	1	-	-	-	1-5
-	-	(Z)	(Z)	2	1	-	-	1	1	-	5-10
(Z)	(Z)	1	(Z)	9	5	1	1	1	2	-	10-20
-	-	(Z)	(Z)	(Z)	(Z)	-	-	3	6	-	20-30
-	-	-	-	1	1	-	-	(Z)	(Z)	-	30-60
-	-	-	-	(Z)	(Z)	-	-	-	-	-	90+
-	-	-	-	-	-	-	-	-	-	-	UK
99	27	340	139	841	576	44	52	105	202	1	22721
19	5	31	12	42	28	6	7	7	15	-	0-.5
11	3	45	17	55	39	4	5	8	15	-	.5-1
12	3	96	42	160	109	12	14	22	43	-	1-5
2	(Z)	31	12	144	97	5	5	15	30	-	5-10
21	6	34	13	180	118	(Z)	(Z)	21	41	-	10-20
-	-	51	21	90	63	11	12	23	40	-	20-30
12	4	12	5	54	42	-	-	-	-	-	30-60
22	6	40	16	115	80	7	8	9	17	1	UK
14	4	35	13	20	14	4	5	5	10	8	22799
(Z)	(Z)	(Z)	(Z)	1	1	(Z)	(Z)	1	2	-	0-.5
(Z)	(Z)	(Z)	(Z)	3	2	(Z)	(Z)	(Z)	(Z)	-	.5-1
3	1	8	3	5	4	2	3	(Z)	(Z)	-	1-5
1	(Z)	9	3	(Z)	(Z)	(Z)	(Z)	(Z)	(Z)	-	5-10
4	1	15	6	3	2	-	-	(Z)	1	-	10-20
2	(Z)	-	-	1	1	-	-	1	2	-	20-30
-	-	-	-	2	1	-	-	-	-	-	30-60
5	1	1	1	4	3	1	1	2	5	8	UK
344	83	407	160	447	299	42	51	94	187	41	228
4	1	7	3	15	10	3	4	5	9	-	0-.5
4	1	9	4	12	8	1	2	1	2	-	.5-1
35	9	74	29	87	57	4	4	6	12	-	1-5
31	8	56	22	72	47	16	18	5	9	-	5-10
71	18	59	22	65	43	7	10	13	26	-	10-20
33	8	68	26	54	38	2	2	16	32	-	20-30
137	32	58	23	75	53	4	5	28	58	-	30-60
1	(Z)	3	1	-	-	-	-	-	-	-	60-90
-	-	-	-	1	-	-	-	-	-	-	90+
28	7	69	28	66	43	5	5	20	40	41	UK
349	84	404	159	435	290	35	40	91	182	41	2281
3	1	5	2	11	7	2	2	4	6	-	0-.5
3	1	7	3	7	4	(Z)	(Z)	1	2	-	.5-1
36	9	65	26	77	49	3	4	4	9	-	1-5
30	8	57	23	71	46	18	20	3	7	-	5-10
77	19	58	22	65	43	6	8	13	25	-	10-20
26	6	71	27	58	41	1	1	17	33	-	20-30
147	34	65	26	79	56	1	1	30	61	-	30-60
1	(Z)	3	1	-	-	-	-	-	-	-	60-90
-	-	2	1	-	-	-	-	-	-	-	90+
27	6	72	29	66	43	4	4	20	41	41	UK
30	8	57	23	101	67	2	3	12	23	39	22811
(Z)	(Z)	2	1	5	3	-	-	(Z)	(Z)	-	0-.5
(Z)	(Z)	1	(Z)	1	(Z)	(Z)	(Z)	-	-	-	.5-1
4	1	10	4	18	13	1	1	(Z)	(Z)	-	1-5
9	2	14	5	9	6	-	-	(Z)	1	-	5-10
10	3	4	2	11	7	1	2	-	-	-	10-20
1	(Z)	3	1	2	1	-	-	-	-	-	20-30
4	1	3	1	20	13	-	-	-	-	-	30-60
-	-	-	-	-	-	-	-	-	-	-	60-90
-	-	-	-	-	-	-	-	-	-	-	90+
3	1	20	9	34	23	-	-	11	22	39	UK
2	1	4	2	11	8	2	3	3	5	2	22813
(Z)	(Z)	(Z)	(Z)	1	(Z)	(Z)	(Z)	1	2	-	0-.5
(Z)	(Z)	(Z)	(Z)	(Z)	(Z)	(Z)	(Z)	(Z)	(Z)	-	.5-1
(Z)	(Z)	1	1	3	2	(Z)	(Z)	(Z)	(Z)	-	1-5
(Z)	(Z)	(Z)	(Z)	3	2	-	-	-	-	-	5-10
-	-	(Z)	(Z)	1	1	-	-	-	-	-	10-20
1	(Z)	1	(Z)	(Z)	(Z)	(Z)	(Z)	-	-	-	20-30
1	(Z)	1	(Z)	4	3	1	1	1	2	-	30-60
316	75	344	134	323	215	30	34	77	154	-	22819
3	1	3	1	6	4	2	2	3	5	-	0-.5
3	1	7	3	6	4	(Z)	(Z)	1	1	-	.5-1

JOURNAL OF THE LIBRARY OF CONGRESS



TABLE 3. SHIPMENTS BY MANUFACTURING ESTABLISHMENTS--COMMODITIES AND WEIGHT OF SHIPMENT BY DISTANCE SHIPPED: 1977--CON.

TCC CODE	COMMODITY AND WEIGHT OF SHIPMENT	ALL SHIPMENTS				TONS (THOUSANDS) AND TON-MILES (MILLIONS) BY DISTANCE OF SHIPMENT			
		TONS (THOUSANDS) (A)	TON-MILES (MILLIONS) (B)	STANDARD ERROR (PERCENT) FOR COLUMNS--		UNDER 100 MILES		100 TO 199 MILES	
				(A)	(B)	TONS	TON-MILES	TONS	TON-MILES
22819	YARN, NEC.								
	1,000 TO 4,999 POUNDS.	285	85	14	14	85	4	54	8
	5,000 TO 9,999 POUNDS.	279	98	13	19	79	4	56	8
	10,000 TO 19,999 POUNDS.	479	128	11	14	166	9	121	17
	20,000 TO 29,999 POUNDS.	360	122	16	20	107	4	88	13
	30,000 TO 59,999 POUNDS.	424	171	23	26	62	3	70	9
	60,000 TO 89,999 POUNDS.	9	2	71	63	-	-	5	1
	90,000 POUNDS AND OVER	2	1	79	81	-	-	-	-
	SHIPMENT WEIGHT UNKNOWN.	414	86	25	27	184	6	116	15
22841	THREAD *	215	55	45	19	128	8	27	4
	UNDER 500 POUNDS.	34	11	53	18	19	1	3	(Z)
	500 TO 999 POUNDS.	10	5	14	12	2	(Z)	1	(Z)
	1,000 TO 4,999 POUNDS.	92	15	84	36	76	4	2	(Z)
	5,000 TO 9,999 POUNDS.	9	6	24	36	2	(Z)	1	(Z)
	10,000 TO 19,999 POUNDS.	14	8	35	35	2	(Z)	3	(Z)
	20,000 TO 29,999 POUNDS.	29	4	85	79	9	1	15	2
	30,000 TO 59,999 POUNDS.	10	2	63	51	5	(Z)	1	(Z)
	SHIPMENT WEIGHT UNKNOWN.	18	3	18	45	15	1	1	(Z)
229	MISCELLANEOUS TEXTILE GOODS.	2 327	955	19	16	612	22	228	33
	UNDER 500 POUNDS.	79	38	17	16	27	1	9	1
	500 TO 999 POUNDS.	75	30	21	17	24	1	9	1
	1,000 TO 4,999 POUNDS.	262	112	36	36	86	3	35	5
	5,000 TO 9,999 POUNDS.	159	55	25	24	49	2	21	3
	10,000 TO 19,999 POUNDS.	241	107	16	22	47	2	36	5
	20,000 TO 29,999 POUNDS.	177	88	21	35	42	2	23	3
	30,000 TO 59,999 POUNDS.	435	208	39	26	93	3	25	4
	60,000 TO 89,999 POUNDS.	69	47	38	36	(Z)	(Z)	3	1
	90,000 POUNDS AND OVER	104	57	45	48	17	1	5	1
	SHIPMENT WEIGHT UNKNOWN.	727	214	16	12	227	8	61	9
22911	FELT GOODS, EXC. WOVEN FELTS AND HATS *	71	31	52	37	25	1	8	1
	UNDER 500 POUNDS.	3	2	25	25	(Z)	(Z)	(Z)	(Z)
	500 TO 999 POUNDS.	3	1	65	29	1	(Z)	(Z)	(Z)
	1,000 TO 4,999 POUNDS.	19	8	60	48	7	(Z)	1	(Z)
	5,000 TO 9,999 POUNDS.	13	3	64	47	7	(Z)	3	(Z)
	10,000 TO 19,999 POUNDS.	11	4	58	64	2	(Z)	1	(Z)
	20,000 TO 29,999 POUNDS.	11	2	69	35	7	(Z)	1	(Z)
	30,000 TO 59,999 POUNDS.	4	8	80	88	-	-	-	-
	SHIPMENT WEIGHT UNKNOWN.	7	3	28	49	1	(Z)	1	(Z)
22921	LACE GOODS *	8	2	21	14	5	(Z)	1	(Z)
	UNDER 500 POUNDS.	3	2	10	13	1	(Z)	(Z)	(Z)
	500 TO 999 POUNDS.	1	(Z)	60	61	(Z)	(Z)	(Z)	(Z)
	1,000 TO 4,999 POUNDS.	3	(Z)	32	58	2	(Z)	1	(Z)
	SHIPMENT WEIGHT UNKNOWN.	1	(Z)	51	64	1	(Z)	-	-
22931	PADDING AND UPHOLSTERY FILLINGS *	211	69	18	14	80	3	26	3
	UNDER 500 POUNDS.	12	4	49	29	6	(Z)	1	(Z)
	500 TO 999 POUNDS.	13	2	40	48	9	(Z)	1	(Z)
	1,000 TO 4,999 POUNDS.	47	9	41	41	32	1	6	1
	5,000 TO 9,999 POUNDS.	29	7	24	32	10	(Z)	3	(Z)
	10,000 TO 19,999 POUNDS.	50	24	20	32	11	1	13	2
	20,000 TO 29,999 POUNDS.	8	4	37	41	-	-	1	(Z)
	30,000 TO 59,999 POUNDS.	5	1	69	78	3	(Z)	-	-
	SHIPMENT WEIGHT UNKNOWN.	47	17	13	9	10	(Z)	1	(Z)
22941	TEXTILE WASTE, GARNETTED AND PROCESSED *	538	186	14	24	154	5	53	7
	UNDER 500 POUNDS.	4	(Z)	69	55	3	(Z)	1	(Z)
	500 TO 999 POUNDS.	1	(Z)	73	82	1	(Z)	-	-
	1,000 TO 4,999 POUNDS.	22	4	42	48	14	(Z)	1	(Z)
	5,000 TO 9,999 POUNDS.	36	5	54	44	19	1	10	1
	10,000 TO 19,999 POUNDS.	54	10	40	44	25	1	17	2
	20,000 TO 29,999 POUNDS.	54	39	61	76	5	(Z)	(Z)	(Z)
	30,000 TO 59,999 POUNDS.	178	82	23	23	60	2	9	1
	60,000 TO 89,999 POUNDS.	19	19	46	58	-	-	-	-
	90,000 POUNDS AND OVER	2	1	78	92	-	-	1	(Z)
	SHIPMENT WEIGHT UNKNOWN.	168	26	25	37	28	1	14	2
22951	ARTIFICIAL LEATHER AND OILCLOTH *	370	137	22	22	149	6	38	6
	UNDER 500 POUNDS.	13	8	51	38	3	(Z)	1	(Z)
	500 TO 999 POUNDS.	14	6	64	44	4	(Z)	3	(Z)
	1,000 TO 4,999 POUNDS.	41	26	42	41	7	(Z)	6	1
	5,000 TO 9,999 POUNDS.	23	9	44	48	4	(Z)	6	1
	10,000 TO 19,999 POUNDS.	35	14	37	39	12	1	4	1
	20,000 TO 29,999 POUNDS.	39	11	37	54	18	1	9	1
	30,000 TO 59,999 POUNDS.	34	19	35	44	4	(Z)	-	-
	SHIPMENT WEIGHT UNKNOWN.	172	45	18	25	97	4	11	2
22961	TIRE CORD AND FABRIC *	399	201	19	22	35	2	30	5
	UNDER 500 POUNDS.	(Z)	(Z)	51	56	(Z)	(Z)	(Z)	(Z)
	500 TO 999 POUNDS.	(Z)	(Z)	21	21	-	-	(Z)	(Z)
	1,000 TO 4,999 POUNDS.	4	2	61	62	(Z)	(Z)	(Z)	(Z)
	5,000 TO 9,999 POUNDS.	8	4	48	60	1	(Z)	1	(Z)
	10,000 TO 19,999 POUNDS.	26	12	51	70	2	(Z)	1	(Z)
	20,000 TO 29,999 POUNDS.	12	5	52	51	-	-	3	(Z)
	30,000 TO 59,999 POUNDS.	149	73	26	28	9	(Z)	13	2
	60,000 TO 89,999 POUNDS.	49	30	53	50	-	-	3	1
	90,000 POUNDS AND OVER	70	42	56	62	7	1	2	(Z)
	SHIPMENT WEIGHT UNKNOWN.	80	33	6	9	16	1	7	1
2297	WOOL AND MOHAIR, SCOURED	166	33	47	48	72	2	26	4
	UNDER 500 POUNDS.	1	(Z)	55	59	(Z)	(Z)	(Z)	(Z)
	500 TO 999 POUNDS.	(Z)	(Z)	34	36	(Z)	(Z)	(Z)	(Z)
	1,000 TO 4,999 POUNDS.	7	1	52	26	6	(Z)	(Z)	(Z)
	5,000 TO 9,999 POUNDS.	5	1	69	72	2	(Z)	1	(Z)

TONS (THOUSANDS) AND TON-MILES (MILLIONS) BY DISTANCE OF SHIPMENT--CON.

200 TO 299 MILES		300 TO 499 MILES		500 TO 999 MILES		1,000 TO 1,499 MILES		1,500 MILES AND OVER		MILEAGE UNKNOWN	TCC CODE AND WT.
TONS	TON-MILES	TONS	TON-MILES	TONS	TON-MILES	TONS	TON-MILES	TONS	TON-MILES	TONS	
31	8	53	21	56	35	2	2	4	8	-	22819
21	5	43	17	58	38	18	20	3	6	-	1-5
67	16	54	20	54	35	5	6	13	25	-	5-10
24	6	68	25	56	40	(Z)	(Z)	17	33	-	10-20
143	33	61	25	59	43	(Z)	(Z)	29	59	-	20-30
1	(Z)	3	1	-	-	-	-	-	-	-	30-60
-	-	2	1	-	-	-	-	-	-	-	60-90
23	5	51	20	28	17	3	4	9	18	-	90+
										-	UK
14	3	8	3	27	19	6	9	4	9	(Z)	22841
1	(Z)	2	1	5	4	2	2	1	2	-	0-.5
1	(Z)	1	(Z)	4	3	1	1	(Z)	(Z)	-	.5-1
1	(Z)	3	1	7	6	1	1	1	1	-	1-5
1	(Z)	1	(Z)	3	2	1	1	1	2	-	5-10
3	1	(Z)	(Z)	3	2	2	3	1	2	-	10-20
4	1	-	-	1	(Z)	-	-	-	-	-	20-30
2	(Z)	-	-	2	1	-	-	-	-	-	30-60
1	(Z)	(Z)	(Z)	1	1	(Z)	(Z)	(Z)	1	(Z)	UK
196	48	384	156	620	429	81	94	84	174	122	229
5	1	10	4	19	13	5	6	5	12	(Z)	0-.5
5	1	11	4	21	15	3	3	2	5	-	.5-1
19	5	38	15	64	47	7	8	13	29	-	1-5
16	4	34	14	31	22	5	7	2	4	-	5-10
28	7	48	20	65	42	6	7	11	24	-	10-20
8	2	24	11	66	53	13	15	1	2	-	20-30
61	14	78	30	136	89	17	20	23	47	-	30-60
10	3	19	7	27	19	-	-	9	17	-	60-90
8	2	12	4	46	32	13	14	2	3	-	90+
36	9	110	46	144	96	12	14	15	32	122	UK
3	1	13	5	13	10	4	4	4	9	1	22911
(Z)	(Z)	(Z)	(Z)	1	1	(Z)	(Z)	(Z)	1	(Z)	0-.5
(Z)	(Z)	(Z)	(Z)	1	1	(Z)	(Z)	(Z)	(Z)	-	.5-1
(Z)	(Z)	5	2	5	4	1	1	(Z)	1	-	1-5
(Z)	(Z)	1	1	1	(Z)	(Z)	(Z)	-	1	-	5-10
1	(Z)	6	2	2	1	-	-	-	-	-	10-20
(Z)	(Z)	(Z)	(Z)	1	1	1	1	1	1	-	20-30
-	-	-	-	-	-	1	1	3	7	-	30-60
(Z)	(Z)	(Z)	(Z)	2	2	(Z)	(Z)	(Z)	(Z)	1	UK
(Z)	(Z)	(Z)	(Z)	(Z)	(Z)	(Z)	(Z)	(Z)	1	(Z)	22921
(Z)	(Z)	(Z)	(Z)	(Z)	(Z)	(Z)	(Z)	(Z)	1	-	0-.5
-	-	-	-	(Z)	(Z)	(Z)	(Z)	-	-	-	.5-1
-	-	-	-	(Z)	(Z)	-	-	(Z)	(Z)	-	1-5
-	-	-	-	-	-	(Z)	(Z)	-	-	(Z)	UK
27	7	42	17	22	15	5	6	8	18	-	22931
1	(Z)	1	(Z)	2	1	1	1	(Z)	1	-	0-.5
1	(Z)	2	1	1	1	-	-	(Z)	(Z)	-	.5-1
2	1	2	1	2	1	2	2	1	2	-	1-5
8	2	5	2	2	1	1	1	-	-	-	5-10
3	1	14	6	4	3	-	-	6	12	-	10-20
-	-	4	2	2	1	1	1	-	-	-	20-30
-	-	2	1	-	-	-	-	-	-	-	30-60
12	3	13	5	9	7	(Z)	(Z)	1	2	-	UK
44	11	50	18	117	88	6	7	27	49	87	22941
(Z)	(Z)	(Z)	(Z)	(Z)	(Z)	(Z)	(Z)	(Z)	(Z)	-	0-.5
(Z)	(Z)	(Z)	(Z)	(Z)	(Z)	-	-	-	-	-	.5-1
4	1	1	(Z)	1	1	-	-	1	1	-	1-5
3	1	1	(Z)	3	2	-	-	-	-	-	5-10
3	1	1	1	8	5	-	-	-	-	-	10-20
3	1	5	2	41	36	-	-	-	-	-	20-30
19	4	24	8	43	27	3	3	20	36	-	30-60
(Z)	(Z)	7	2	7	6	-	-	5	10	-	60-90
-	-	-	-	1	1	-	-	-	-	-	90+
11	3	11	5	14	10	3	3	1	2	87	UK
16	4	54	24	82	57	10	11	14	30	8	22951
1	(Z)	1	1	4	3	1	1	1	3	-	0-.5
2	(Z)	2	1	3	2	(Z)	1	1	1	-	.5-1
2	1	9	4	13	9	1	1	5	11	-	1-5
1	(Z)	4	2	7	5	(Z)	(Z)	-	-	-	5-10
2	(Z)	4	2	14	9	-	-	1	2	-	10-20
1	(Z)	3	1	3	2	5	5	-	-	-	20-30
3	1	10	5	14	10	-	-	2	4	-	30-60
3	1	22	9	25	18	2	2	4	9	8	UK
47	11	86	34	173	109	17	18	11	23	-	22961
(Z)	(Z)	(Z)	(Z)	(Z)	(Z)	-	-	(Z)	(Z)	-	0-.5
-	-	(Z)	(Z)	(Z)	(Z)	(Z)	(Z)	-	-	-	.5-1
(Z)	(Z)	2	1	2	1	(Z)	(Z)	-	-	-	1-5
1	(Z)	2	1	2	1	(Z)	1	(Z)	1	-	5-10
10	3	5	2	6	4	1	1	1	2	-	10-20
3	1	(Z)	(Z)	6	4	(Z)	(Z)	-	-	-	20-30
18	4	39	16	63	40	2	2	4	9	-	30-60
6	1	14	5	22	14	-	-	5	9	-	60-90
4	1	11	4	34	23	13	14	-	-	-	90+
4	1	14	5	38	23	-	-	1	2	-	UK
6	1	16	6	20	17	2	2	1	1	24	2297
(Z)	(Z)	(Z)	(Z)	(Z)	(Z)	(Z)	(Z)	(Z)	(Z)	-	0-.5
(Z)	(Z)	(Z)	(Z)	(Z)	(Z)	-	-	-	-	-	.5-1
(Z)	(Z)	(Z)	(Z)	(Z)	(Z)	(Z)	(Z)	(Z)	(Z)	-	1-5
(Z)	(Z)	-	-	2	1	-	-	-	-	-	5-10

JOURNAL OF THE CENSUS

TABLE 3. SHIPMENTS BY MANUFACTURING ESTABLISHMENTS--COMMODITIES AND WEIGHT OF SHIPMENT BY DISTANCE SHIPPED: 1977--CON.

TCC CODE	COMMODITY AND WEIGHT OF SHIPMENT	ALL SHIPMENTS				TDNS (THOUSANDS) AND TON-MILES (MILLIONS) BY DISTANCE OF SHIPMENT			
		TONS (THOU- SANDS) (A)	TON-MILES (MIL- LIONS) (B)	STANDARD ERROR (PERCENT) FOR COLUMNS--		UNDER 100 MILES		100 TO 199 MILES	
				(A)	(B)	TDNS	TON- MILES	TONS	TON- MILES
2297	WOOL AND MOHAIR, SCDURED . . . . .								
	10,000 TO 19,999 POUNDS. . . . .	5	2	40	59	1	(Z)	1	(Z)
	20,000 TO 29,999 POUNDS. . . . .	6	3	62	87	1	(Z)	2	(Z)
	30,000 TO 59,999 POUNDS. . . . .	13	5	29	43	3	(Z)	5	1
	60,000 TO 89,999 POUNDS. . . . .	1	(Z)	100	100	(Z)	(Z)	-	-
	90,000 POUNDS AND OVER . . . . .	20	3	100	100	11	(Z)	2	(Z)
	SHIPMENT WEIGHT UNKNOWN. . . . .	109	16	67	87	49	(Z)	13	2
22971	WOOL AND MOHAIR, CARBONIZED AND SCDURED. . . . .	62	10	63	97	20	(Z)	10	1
	UNDER 500 POUNDS. . . . .	(Z)	(Z)	90	74	-	-	(Z)	(Z)
	1,000 TO 4,999 POUNDS. . . . .	4	(Z)	93	98	4	(Z)	-	-
	5,000 TO 9,999 POUNDS. . . . .	(Z)	(Z)	100	100	-	-	(Z)	(Z)
	SHIPMENT WEIGHT UNKNOWN. . . . .	57	10	67	100	16	(Z)	9	1
22972	TOPS, ALL FIBERS, PROCESSED. . . . .	32	13	39	43	7	(Z)	10	2
	UNDER 500 POUNDS. . . . .	(Z)	(Z)	22	32	(Z)	(Z)	(Z)	(Z)
	500 TO 999 POUNDS. . . . .	(Z)	(Z)	34	36	(Z)	(Z)	(Z)	(Z)
	1,000 TO 4,999 POUNDS. . . . .	3	1	50	28	1	(Z)	(Z)	(Z)
	5,000 TO 9,999 POUNDS. . . . .	5	1	67	71	2	(Z)	1	(Z)
	10,000 TO 19,999 POUNDS. . . . .	5	2	41	59	1	(Z)	1	(Z)
	20,000 TO 29,999 POUNDS. . . . .	5	3	70	89	(Z)	(Z)	2	(Z)
	30,000 TO 59,999 POUNDS. . . . .	11	5	32	48	2	(Z)	5	1
	SHIPMENT WEIGHT UNKNOWN. . . . .	4	1	14	20	1	(Z)	1	(Z)
22973	TEXTILE FIBERS, PREPARED FOR SPINNING. . . . .	67	9	56	59	40	1	6	1
	UNDER 500 POUNDS. . . . .	(Z)	(Z)	91	93	(Z)	(Z)	(Z)	(Z)
	1,000 TO 4,999 POUNDS. . . . .	(Z)	(Z)	64	74	(Z)	(Z)	-	-
	5,000 TO 9,999 POUNDS. . . . .	(Z)	(Z)	100	100	(Z)	(Z)	-	-
	10,000 TO 19,999 POUNDS. . . . .	(Z)	(Z)	100	100	(Z)	(Z)	-	-
	20,000 TO 29,999 POUNDS. . . . .	1	(Z)	83	81	(Z)	(Z)	-	-
	30,000 TO 59,999 POUNDS. . . . .	2	1	63	88	1	(Z)	(Z)	(Z)
	60,000 TO 89,999 POUNDS. . . . .	1	(Z)	100	100	(Z)	(Z)	-	-
	90,000 POUNDS AND OVER . . . . .	20	3	100	100	11	(Z)	2	(Z)
	SHIPMENT WEIGHT UNKNOWN. . . . .	43	5	70	83	27	(Z)	4	(Z)
22981	CORAGE AND TWINE * . . . . .	155	79	29	40	31	1	13	2
	UNDER 500 POUNDS. . . . .	14	6	36	52	5	(Z)	1	(Z)
	500 TO 999 POUNDS. . . . .	15	5	34	30	6	(Z)	1	(Z)
	1,000 TO 4,999 POUNDS. . . . .	36	16	39	56	9	(Z)	6	1
	5,000 TO 9,999 POUNDS. . . . .	15	7	69	67	1	(Z)	1	(Z)
	10,000 TO 19,999 POUNDS. . . . .	5	2	50	55	2	(Z)	1	(Z)
	20,000 TO 29,999 POUNDS. . . . .	8	5	62	57	1	-	-	-
	30,000 TO 59,999 POUNDS. . . . .	13	14	70	71	-	-	-	-
	90,000 POUNDS AND OVER . . . . .	6	6	100	100	-	-	-	-
	SHIPMENT WEIGHT UNKNOWN. . . . .	42	19	37	43	8	(Z)	3	(Z)
2299	TEXTILE GOODS, NEC . . . . .	537	253	58	39	107	3	69	10
	UNDER 500 POUNDS. . . . .	30	13	31	33	9	(Z)	6	1
	500 TO 999 POUNDS. . . . .	27	15	28	33	1	(Z)	5	1
	1,000 TO 4,999 POUNDS. . . . .	110	50	69	66	19	1	21	3
	5,000 TO 9,999 POUNDS. . . . .	56	23	55	43	16	(Z)	5	1
	10,000 TO 19,999 POUNDS. . . . .	73	42	35	47	3	(Z)	11	2
	20,000 TO 29,999 POUNDS. . . . .	33	17	35	57	8	1	4	(Z)
	30,000 TO 59,999 POUNDS. . . . .	90	35	90	60	30	1	-	-
	60,000 TO 89,999 POUNDS. . . . .	4	1	100	100	-	-	-	-
	90,000 POUNDS AND OVER . . . . .	5	4	100	100	-	-	-	-
	SHIPMENT WEIGHT UNKNOWN. . . . .	109	53	40	33	21	1	17	3
22991	8ONDEO FIBER FABRICS . . . . .	237	141	18	30	28	1	38	5
	UNDER 500 POUNDS. . . . .	7	2	32	19	1	(Z)	4	(Z)
	500 TO 999 POUNDS. . . . .	7	3	29	25	(Z)	(Z)	3	(Z)
	1,000 TO 4,999 POUNDS. . . . .	27	13	16	16	3	(Z)	8	1
	5,000 TO 9,999 POUNDS. . . . .	29	16	17	27	1	(Z)	2	(Z)
	10,000 TO 19,999 POUNDS. . . . .	41	28	42	59	-	-	5	1
	20,000 TO 29,999 POUNDS. . . . .	25	12	41	74	6	(Z)	4	(Z)
	30,000 TO 59,999 POUNDS. . . . .	18	18	31	28	-	-	-	-
	60,000 TO 89,999 POUNDS. . . . .	5	4	100	100	-	-	-	-
	SHIPMENT WEIGHT UNKNOWN. . . . .	79	45	34	33	16	(Z)	13	2
22992	JUTE GOODS . . . . .	20	7	42	75	10	1	2	(Z)
	UNDER 500 POUNDS. . . . .	(Z)	(Z)	73	64	(Z)	(Z)	(Z)	(Z)
	500 TO 999 POUNDS. . . . .	1	1	83	95	(Z)	(Z)	(Z)	(Z)
	1,000 TO 4,999 POUNDS. . . . .	2	(Z)	65	64	2	(Z)	-	-
	5,000 TO 9,999 POUNDS. . . . .	5	(Z)	56	53	3	(Z)	2	(Z)
	10,000 TO 19,999 POUNDS. . . . .	4	(Z)	56	64	3	(Z)	-	-
	20,000 TO 29,999 POUNDS. . . . .	3	1	71	80	2	(Z)	-	-
	30,000 TO 59,999 POUNDS. . . . .	5	4	100	100	-	-	-	-
22999	TEXTILE GOODS, NEC . . . . .	132	58	31	34	19	(Z)	20	3
	UNDER 500 POUNDS. . . . .	19	9	45	47	6	(Z)	1	(Z)
	500 TO 999 POUNDS. . . . .	15	9	49	58	1	(Z)	2	(Z)
	1,000 TO 4,999 POUNDS. . . . .	20	12	34	40	1	(Z)	5	1
	5,000 TO 9,999 POUNDS. . . . .	9	3	50	60	3	(Z)	2	(Z)
	10,000 TO 19,999 POUNDS. . . . .	26	11	63	77	(Z)	(Z)	6	1
	20,000 TO 29,999 POUNDS. . . . .	3	2	74	72	-	-	-	-
	30,000 TO 59,999 POUNDS. . . . .	7	2	62	87	3	(Z)	-	-
	60,000 TO 89,999 POUNDS. . . . .	4	1	100	100	-	-	-	-
	SHIPMENT WEIGHT UNKNOWN. . . . .	28	8	83	98	4	(Z)	4	1
23	APPAREL, OTHER FINISHED TEXTILE PRODUCTS, INCL. KNIT . . . . .	5 645	2 380	31	22	1 915	58	650	95
	UNDER 500 POUNDS. . . . .	1 127	773	7	7	198	6	82	12
	500 TO 999 POUNDS. . . . .	333	200	10	13	82	3	35	5
	1,000 TO 4,999 POUNDS. . . . .	805	394	9	9	188	8	133	19
	5,000 TO 9,999 POUNDS. . . . .	297	114	15	19	56	2	75	11
	10,000 TO 19,999 POUNDS. . . . .	242	93	14	19	58	3	50	8
	20,000 TO 29,999 POUNDS. . . . .	160	66	17	24	45	2	20	3
	30,000 TO 59,999 POUNDS. . . . .	277	96	32	14	121	5	29	4



TONS (THOUSANDS) AND TON-MILES (MILLIONS) BY DISTANCE OF SHIPMENT--CON.

200 TO 299 MILES		300 TO 499 MILES		500 TO 999 MILES		1,000 TO 1,499 MILES		1,500 MILES AND OVER		MILEAGE UNKNOWN	TCC CODE AND WT.
TONS	TON-MILES	TONS	TON-MILES	TONS	TON-MILES	TONS	TON-MILES	TONS	TON-MILES	TONS	
(Z)	(Z)	-	-	2	1	-	-	-	-	-	2297
(Z)	(Z)	(Z)	(Z)	1	1	2	2	-	-	-	10-20
(Z)	(Z)	1	(Z)	3	3	-	-	1	1	-	20-30
(Z)	(Z)	-	-	(Z)	(Z)	-	-	-	-	-	30-60
5	1	1	1	1	1	-	-	-	-	-	60-90
-	-	13	5	10	9	-	-	-	-	-	90+
(Z)	(Z)	11	4	5	5	-	-	(Z)	(Z)	16	22971
(Z)	(Z)	-	-	-	-	-	-	(Z)	(Z)	-	0-.5
-	-	-	-	-	-	-	-	-	-	-	1-5
-	-	-	-	-	-	-	-	-	-	-	5-10
-	-	11	4	5	5	-	-	-	-	16	UK
(Z)	(Z)	3	1	9	7	2	2	1	1	-	22972
(Z)	(Z)	(Z)	(Z)	(Z)	(Z)	(Z)	(Z)	(Z)	(Z)	-	0-.5
(Z)	(Z)	(Z)	(Z)	(Z)	(Z)	-	-	-	-	-	.5-1
(Z)	(Z)	(Z)	(Z)	(Z)	(Z)	(Z)	(Z)	(Z)	(Z)	-	1-5
(Z)	(Z)	-	-	2	1	-	-	-	-	-	5-10
(Z)	(Z)	-	-	2	1	-	-	-	-	-	10-20
-	-	-	-	1	1	2	2	-	-	-	20-30
-	-	1	(Z)	3	2	-	-	1	1	-	30-60
-	-	2	1	1	1	-	-	-	-	-	UK
5	1	2	1	7	6	-	-	-	-	8	22973
(Z)	(Z)	(Z)	(Z)	(Z)	(Z)	-	-	-	-	-	0-.5
(Z)	(Z)	-	-	(Z)	(Z)	-	-	-	-	-	1-5
-	-	-	-	(Z)	(Z)	-	-	-	-	-	5-10
(Z)	(Z)	(Z)	(Z)	(Z)	(Z)	-	-	-	-	-	10-20
(Z)	(Z)	-	-	1	1	-	-	-	-	-	20-30
(Z)	(Z)	-	-	(Z)	(Z)	-	-	-	-	-	30-60
5	1	1	1	1	1	-	-	-	-	-	60-90
-	-	-	-	5	4	-	-	-	-	8	UK
10	2	38	16	46	30	7	8	10	20	1	22981
1	(Z)	3	1	4	2	(Z)	1	1	2	(Z)	0-.5
1	(Z)	3	1	4	2	1	1	(Z)	1	-	.5-1
3	1	7	3	7	5	1	1	2	5	-	1-5
(Z)	(Z)	11	5	2	1	-	-	(Z)	(Z)	-	5-10
(Z)	(Z)	(Z)	(Z)	2	1	-	-	-	-	-	10-20
(Z)	(Z)	5	2	-	-	1	1	1	2	-	20-30
-	-	-	-	8	6	3	3	2	4	-	30-60
-	-	-	-	4	2	-	-	2	4	-	90+
4	1	9	4	15	9	1	2	1	3	1	UK
67	17	86	35	154	109	27	33	22	46	5	22992
2	(Z)	4	1	7	5	2	2	2	3	-	0-.5
2	(Z)	5	2	12	9	1	2	1	2	-	.5-1
13	3	13	6	39	29	3	3	3	6	-	1-5
(Z)	(Z)	15	5	17	12	2	3	1	2	-	5-10
7	2	14	5	29	18	5	5	5	9	-	10-20
-	-	7	3	11	7	3	4	(Z)	1	-	20-30
34	8	6	2	11	7	5	6	5	11	-	30-60
4	1	-	-	-	-	-	-	-	-	-	60-90
-	-	-	-	5	4	-	-	-	-	-	90+
5	1	23	10	25	18	7	7	6	13	5	UK
14	4	48	19	72	52	17	20	19	39	1	22991
(Z)	(Z)	1	(Z)	1	1	(Z)	1	(Z)	(Z)	-	0-.5
(Z)	(Z)	1	(Z)	1	1	1	1	(Z)	(Z)	-	.5-1
1	(Z)	6	3	5	4	2	2	2	3	-	1-5
(Z)	(Z)	12	4	10	6	2	3	1	2	-	5-10
5	1	12	5	12	9	3	4	5	9	-	10-20
-	-	7	3	6	5	1	2	(Z)	1	-	20-30
3	1	2	1	7	5	1	1	5	11	-	30-60
-	-	-	-	5	4	-	-	-	-	-	90+
5	1	7	3	24	18	6	7	6	13	1	UK
(Z)	(Z)	4	2	1	1	3	4	(Z)	(Z)	-	22992
-	-	(Z)	(Z)	(Z)	(Z)	-	-	(Z)	(Z)	-	0-.5
-	-	1	1	-	-	-	-	-	-	-	.5-1
(Z)	(Z)	1	(Z)	(Z)	(Z)	-	-	-	-	-	1-5
-	-	-	-	-	-	-	-	-	-	-	5-10
-	-	1	(Z)	-	-	-	-	-	-	-	10-20
-	-	-	-	1	1	-	-	-	-	-	20-30
-	-	2	1	-	-	3	4	-	-	-	30-60
10	3	27	12	45	30	3	4	3	5	4	22999
1	(Z)	2	1	5	3	1	1	1	3	-	0-.5
1	(Z)	2	1	9	7	1	1	(Z)	(Z)	-	.5-1
1	(Z)	2	1	10	7	(Z)	(Z)	1	2	-	1-5
-	-	3	1	2	2	-	-	-	-	-	5-10
2	1	1	(Z)	16	9	-	-	-	-	-	10-20
-	-	-	-	3	2	-	-	-	-	-	20-30
-	-	2	1	-	-	1	2	-	-	-	30-60
4	1	-	-	-	-	-	-	-	-	-	60-90
(Z)	(Z)	16	7	(Z)	(Z)	(Z)	(Z)	(Z)	(Z)	4	UK
385	95	704	288	1 157	789	270	322	360	732	204	23
82	20	182	73	323	231	112	132	148	299	(Z)	0-.5
29	8	42	17	85	61	18	21	42	86	-	.5-1
77	20	101	40	201	138	53	64	52	105	-	1-5
34	8	57	23	58	39	7	8	11	22	-	5-10
19	5	43	18	58	38	5	5	9	17	-	10-20
12	3	31	13	39	26	7	8	5	11	-	20-30
26	6	36	14	43	31	8	9	13	27	-	30-60

JULIAN LIBRARY OF USNS

TABLE 3. SHIPMENTS BY MANUFACTURING ESTABLISHMENTS--COMMODITIES AND WEIGHT OF SHIPMENT BY DISTANCE SHIPPED: 1977--CON.

TCC CODE	COMMODITY AND WEIGHT OF SHIPMENT	ALL SHIPMENTS				TONS (THOUSANDS) AND TON-MILES (MILLIONS) BY DISTANCE OF SHIPMENT			
		TONS (THOU- SANDS) (A)	TON-MILES (MIL- LIONS) (B)	STANDARD ERROR (PERCENT) FOR COLUMNS--		UNDER 100 MILES		100 TO 199 MILES	
				(A)	(B)	TONS	TON- MILES	TONS	TON- MILES
23	APPAREL, OTHER FINISHED TEXTILE PRODUCTS, INCL. KNIT								
	60,000 TO 89,999 POUNDS	56	3	72	78	48	(Z)	4	(Z)
	90,000 POUNDS AND OVER	13	2	71	66	2	(Z)	12	2
	SHIPMENT WEIGHT UNKNOWN	2 335	639	54	51	1 117	29	211	31
23111	MEN'S, YOUTHS', AND BOYS' CLOTHING *	1 460	707	12	13	440	13	148	22
	UNDER 500 POUNDS	341	256	14	14	32	1	25	4
	500 TO 999 POUNDS	84	58	25	20	13	1	11	1
	1,000 TO 4,999 POUNDS	218	122	17	15	50	2	22	3
	5,000 TO 9,999 POUNDS	60	32	22	26	4	(Z)	5	1
	10,000 TO 19,999 POUNDS	48	16	30	29	12	(Z)	7	1
	20,000 TO 29,999 POUNDS	14	8	30	31	(Z)	(Z)	1	(Z)
	30,000 TO 59,999 POUNDS	40	28	33	37	6	(Z)	1	(Z)
	60,000 TO 89,999 POUNDS	48	(Z)	100	100	48	(Z)	-	-
	SHIPMENT WEIGHT UNKNOWN	608	188	16	23	274	8	77	12
23311	WOMEN'S, MISSES', CHILDREN'S, AND INFANTS' CLOTHING *	1 753	624	61	54	755	21	236	32
	UNDER 500 POUNDS	394	301	17	16	68	2	25	4
	500 TO 999 POUNDS	104	59	22	29	38	1	13	2
	1,000 TO 4,999 POUNDS	195	70	31	28	43	2	65	9
	5,000 TO 9,999 POUNDS	59	16	34	48	9	1	30	4
	10,000 TO 19,999 POUNDS	18	4	41	39	4	(Z)	4	1
	20,000 TO 29,999 POUNDS	8	4	64	62	(Z)	(Z)	(Z)	(Z)
	30,000 TO 59,999 POUNDS	2	1	44	54	(Z)	(Z)	(Z)	(Z)
	90,000 POUNDS AND OVER	6	1	97	93	-	-	5	1
	SHIPMENT WEIGHT UNKNOWN	968	168	71	76	592	16	93	12
235	CAPS, HATS, AND MILLINERY	64	42	37	35	6	(Z)	3	1
	UNDER 500 POUNDS	14	9	45	47	2	(Z)	2	(Z)
	500 TO 999 POUNDS	3	2	29	36	(Z)	(Z)	(Z)	(Z)
	1,000 TO 4,999 POUNDS	7	7	37	39	(Z)	(Z)	1	(Z)
	10,000 TO 19,999 POUNDS	1	2	100	100	-	-	-	-
	SHIPMENT WEIGHT UNKNOWN	39	22	69	75	4	(Z)	(Z)	(Z)
23511	MILLINERY *	4	1	26	16	2	(Z)	(Z)	(Z)
	UNDER 500 POUNDS	1	1	20	18	(Z)	(Z)	(Z)	(Z)
	500 TO 999 POUNDS	(Z)	(Z)	100	100	-	-	(Z)	(Z)
	1,000 TO 4,999 POUNDS	(Z)	(Z)	100	100	-	-	(Z)	(Z)
	SHIPMENT WEIGHT UNKNOWN	3	(Z)	50	56	2	(Z)	(Z)	(Z)
23521	HATS AND CAPS, MEN'S *	62	42	38	37	4	(Z)	3	(Z)
	UNDER 500 POUNDS	13	8	48	50	2	(Z)	2	(Z)
	500 TO 999 POUNDS	2	3	30	36	(Z)	(Z)	(Z)	(Z)
	1,000 TO 4,999 POUNDS	7	7	38	39	(Z)	(Z)	1	(Z)
	10,000 TO 19,999 POUNDS	1	2	100	100	-	-	-	-
	SHIPMENT WEIGHT UNKNOWN	38	24	70	76	2	(Z)	(Z)	(Z)
23711	FUR GOODS *	6	2	57	84	1	(Z)	(Z)	(Z)
	UNDER 500 POUNDS	(Z)	(Z)	50	48	(Z)	(Z)	(Z)	(Z)
	500 TO 999 POUNDS	(Z)	(Z)	100	100	(Z)	(Z)	-	-
	1,000 TO 4,999 POUNDS	1	(Z)	100	100	(Z)	(Z)	-	-
	5,000 TO 9,999 POUNDS	(Z)	(Z)	100	100	(Z)	(Z)	-	-
	10,000 TO 19,999 POUNDS	(Z)	(Z)	100	100	-	-	-	-
	20,000 TO 29,999 POUNDS	(Z)	(Z)	100	100	-	-	-	-
	60,000 TO 89,999 POUNDS	(Z)	(Z)	100	100	-	-	-	-
	SHIPMENT WEIGHT UNKNOWN	4	(Z)	79	77	(Z)	(Z)	(Z)	(Z)
238	MISCELLANEOUS APPAREL AND ACCESSORIES	232	96	10	11	86	2	24	4
	UNDER 500 POUNDS	59	38	10	10	12	(Z)	5	1
	500 TO 999 POUNDS	25	11	19	18	9	(Z)	2	(Z)
	1,000 TO 4,999 POUNDS	36	20	26	23	8	(Z)	4	1
	5,000 TO 9,999 POUNDS	7	5	38	35	(Z)	(Z)	(Z)	(Z)
	10,000 TO 19,999 POUNDS	4	2	58	69	1	(Z)	(Z)	(Z)
	20,000 TO 29,999 POUNDS	1	1	58	58	-	-	-	-
	30,000 TO 59,999 POUNDS	3	2	99	100	(Z)	(Z)	-	-
	SHIPMENT WEIGHT UNKNOWN	98	17	20	18	56	2	12	2
2381	GLOVES AND MITTENS, EXC. ALL LEATHER	50	21	14	14	7	(Z)	7	1
	UNDER 500 POUNDS	11	6	20	28	2	(Z)	1	(Z)
	500 TO 999 POUNDS	6	3	12	18	(Z)	(Z)	1	(Z)
	1,000 TO 4,999 POUNDS	10	4	22	22	1	(Z)	1	(Z)
	5,000 TO 9,999 POUNDS	2	1	74	68	-	-	-	-
	10,000 TO 19,999 POUNDS	(Z)	(Z)	100	100	-	-	-	-
	20,000 TO 29,999 POUNDS	(Z)	(Z)	100	100	-	-	-	-
	SHIPMENT WEIGHT UNKNOWN	20	6	24	27	3	(Z)	5	1
23811	DRESS GLOVES AND MITTENS, EXC. ALL LEATHER	3	2	49	61	(Z)	(Z)	1	(Z)
	UNDER 500 POUNDS	1	2	46	76	(Z)	(Z)	(Z)	(Z)
	500 TO 999 POUNDS	(Z)	(Z)	49	51	-	-	-	-
	1,000 TO 4,999 POUNDS	(Z)	(Z)	40	44	-	-	(Z)	(Z)
	5,000 TO 9,999 POUNDS	(Z)	(Z)	100	100	-	-	-	-
	SHIPMENT WEIGHT UNKNOWN	1	1	95	100	(Z)	(Z)	1	(Z)
23812	WORK GLOVES AND MITTENS, EXC. ALL LEATHER	47	19	15	14	7	(Z)	6	1
	UNDER 500 POUNDS	10	4	20	19	2	(Z)	1	(Z)
	500 TO 999 POUNDS	6	3	12	18	(Z)	(Z)	1	(Z)
	1,000 TO 4,999 POUNDS	10	4	22	23	1	(Z)	1	(Z)
	5,000 TO 9,999 POUNDS	2	1	74	68	-	-	-	-
	10,000 TO 19,999 POUNDS	(Z)	(Z)	100	100	-	-	-	-
	20,000 TO 29,999 POUNDS	(Z)	(Z)	100	100	-	-	-	-
	SHIPMENT WEIGHT UNKNOWN	18	6	25	28	3	(Z)	4	1
23841	ROBES AND DRESSING GOWNS *	39	27	24	30	6	(Z)	3	(Z)
	UNDER 500 POUNDS	18	15	22	24	1	(Z)	1	(Z)
	500 TO 999 POUNDS	9	5	36	30	1	(Z)	(Z)	(Z)
	1,000 TO 4,999 POUNDS	6	6	39	56	1	(Z)	1	(Z)
	5,000 TO 9,999 POUNDS	(Z)	(Z)	83	97	(Z)	(Z)	(Z)	(Z)
	10,000 TO 19,999 POUNDS	(Z)	(Z)	100	100	-	-	-	-

TONS (THOUSANDS) AND TON-MILES (MILLIONS) BY DISTANCE OF SHIPMENT--CON.

200 TO 299 MILES		300 TO 499 MILES		500 TO 999 MILES		1,000 TO 1,499 MILES		1,500 MILES AND OVER		MILEAGE UNKNOWN	TCC CODE AND WT.
TONS	TON-MILES	TONS	TON-MILES	TONS	TON-MILES	TONS	TON-MILES	TONS	TON-MILES	TONS	
-	-	-	-	3	2	-	-	-	-	-	23
-	-	(Z)	(Z)	-	-	-	-	-	-	-	60-90
105	25	212	89	347	224	61	75	79	165	204	90+ UK
115	28	213	88	321	221	87	106	113	228	24	23111
25	6	64	25	116	82	28	34	52	103	(Z)	0-.5
8	2	10	4	22	16	9	11	11	22	-	.5-1
19	5	29	12	65	44	13	15	19	40	-	1-5
6	2	20	8	19	13	4	4	3	6	-	5-10
5	1	11	4	10	6	1	1	1	1	-	10-20
2	1	3	1	5	4	1	1	(Z)	1	-	20-30
13	3	(Z)	(Z)	6	4	8	8	6	13	-	30-60
-	-	-	-	-	-	-	-	-	-	-	60-90
37	9	75	33	77	52	25	32	20	42	24	UK
99	26	153	62	238	170	80	93	106	220	85	23311
26	6	61	25	96	70	54	62	65	133	(Z)	0-.5
13	4	6	2	15	11	2	2	17	37	-	.5-1
23	6	14	5	38	29	7	8	5	10	-	1-5
5	1	2	1	11	7	1	1	1	1	-	5-10
6	2	3	1	1	1	(Z)	(Z)	-	-	-	10-20
(Z)	(Z)	6	3	2	1	-	-	-	-	-	20-30
(Z)	(Z)	1	(Z)	(Z)	(Z)	-	-	-	-	-	30-60
-	-	(Z)	(Z)	-	-	-	-	-	-	-	90+
26	6	61	24	76	51	17	20	18	39	85	UK
2	1	4	2	33	22	12	13	2	4	3	235
1	(Z)	2	1	3	2	2	3	1	3	-	0-.5
(Z)	(Z)	1	(Z)	1	(Z)	1	1	(Z)	1	-	.5-1
-	-	(Z)	(Z)	2	1	4	4	(Z)	1	-	1-5
1	(Z)	1	(Z)	-	-	1	2	-	-	-	10-20
(Z)	(Z)	(Z)	(Z)	28	18	3	4	(Z)	(Z)	3	UK
(Z)	(Z)	(Z)	(Z)	(Z)	(Z)	(Z)	(Z)	(Z)	(Z)	1	23511
(Z)	(Z)	(Z)	(Z)	(Z)	(Z)	(Z)	(Z)	(Z)	(Z)	-	0-.5
-	-	-	-	-	-	-	-	-	-	-	.5-1
(Z)	(Z)	(Z)	(Z)	(Z)	(Z)	(Z)	(Z)	(Z)	(Z)	-	1-5
(Z)	(Z)	(Z)	(Z)	(Z)	(Z)	(Z)	(Z)	(Z)	(Z)	1	UK
2	(Z)	4	2	35	23	11	13	2	4	2	23521
1	(Z)	2	1	3	2	2	2	1	2	-	0-.5
(Z)	(Z)	1	(Z)	1	(Z)	1	1	(Z)	(Z)	-	.5-1
-	-	(Z)	(Z)	1	1	4	4	(Z)	1	-	1-5
-	-	-	-	-	-	1	2	-	-	-	10-20
1	(Z)	1	(Z)	30	19	3	4	(Z)	(Z)	2	UK
(Z)	(Z)	(Z)	(Z)	1	1	1	1	(Z)	(Z)	4	23711
(Z)	(Z)	(Z)	(Z)	(Z)	(Z)	(Z)	(Z)	(Z)	(Z)	-	0-.5
-	-	-	-	(Z)	(Z)	(Z)	(Z)	-	-	-	1-5
-	-	-	-	(Z)	(Z)	(Z)	(Z)	-	-	-	5-10
-	-	-	-	(Z)	(Z)	(Z)	(Z)	-	-	-	10-20
-	-	-	-	(Z)	(Z)	(Z)	(Z)	-	-	-	20-30
(Z)	(Z)	(Z)	(Z)	(Z)	(Z)	(Z)	(Z)	(Z)	(Z)	-	60-90
(Z)	(Z)	(Z)	(Z)	(Z)	(Z)	(Z)	(Z)	(Z)	(Z)	4	UK
18	4	22	9	50	35	10	12	14	30	8	238
4	1	9	3	19	13	5	6	6	13	(Z)	0-.5
2	1	2	1	7	5	1	1	1	3	-	.5-1
6	1	3	1	9	6	3	3	4	8	-	1-5
2	1	(Z)	(Z)	3	2	(Z)	(Z)	1	2	-	5-10
(Z)	(Z)	(Z)	(Z)	1	1	-	-	(Z)	1	-	10-20
-	-	(Z)	(Z)	1	(Z)	-	-	(Z)	(Z)	-	20-30
-	-	-	-	3	2	-	-	-	-	-	30-60
4	1	7	3	7	5	1	1	2	3	8	UK
9	2	10	4	13	8	1	1	2	4	(Z)	2381
1	(Z)	2	1	2	1	1	1	1	3	-	0-.5
1	(Z)	2	1	3	2	(Z)	(Z)	(Z)	1	-	.5-1
3	1	2	1	3	2	(Z)	(Z)	(Z)	(Z)	-	1-5
2	(Z)	(Z)	(Z)	(Z)	(Z)	-	-	-	-	-	5-10
-	-	-	-	(Z)	(Z)	-	-	-	-	-	10-20
-	-	-	-	(Z)	(Z)	-	-	-	-	-	20-30
3	1	4	2	4	3	(Z)	(Z)	(Z)	(Z)	(Z)	UK
(Z)	(Z)	(Z)	(Z)	(Z)	(Z)	(Z)	(Z)	1	2	(Z)	23811
(Z)	(Z)	(Z)	(Z)	(Z)	(Z)	(Z)	(Z)	1	2	-	0-.5
(Z)	(Z)	(Z)	(Z)	-	-	-	-	-	-	-	.5-1
(Z)	(Z)	(Z)	(Z)	-	-	-	-	-	-	-	1-5
(Z)	(Z)	(Z)	(Z)	-	-	-	-	-	-	-	5-10
9	2	10	4	13	8	1	1	1	2	(Z)	23812
1	(Z)	2	1	2	1	1	1	1	1	-	0-.5
1	(Z)	2	1	3	2	(Z)	(Z)	(Z)	1	-	.5-1
3	1	2	1	3	2	(Z)	(Z)	(Z)	(Z)	-	1-5
-	-	-	-	(Z)	(Z)	-	-	-	-	-	5-10
-	-	-	-	(Z)	(Z)	-	-	-	-	-	10-20
-	-	-	-	(Z)	(Z)	-	-	-	-	-	20-30
3	1	4	2	4	2	(Z)	(Z)	(Z)	(Z)	(Z)	UK
3	1	5	2	14	9	1	2	6	12	1	23841
(Z)	(Z)	4	2	8	5	1	1	3	7	-	0-.5
1	(Z)	1	1	4	2	(Z)	(Z)	(Z)	1	-	.5-1
(Z)	(Z)	-	-	2	1	-	-	2	4	-	1-5
-	-	-	-	-	-	-	-	-	-	-	5-10
(Z)	(Z)	-	-	-	-	-	-	-	-	-	10-20

BUREAU OF THE CENSUS



TABLE 3. SHIPMENTS BY MANUFACTURING ESTABLISHMENTS--COMMODITIES AND WEIGHT OF SHIPMENT BY DISTANCE SHIPPED: 1977--CON.

TCC CODE	COMMODITY AND WEIGHT OF SHIPMENT	ALL SHIPMENTS				TONS (THOUSANDS) AND TON-MILES (MILLIONS) BY DISTANCE OF SHIPMENT			
		TONS (THOU- SANDS) (A)	TON-MILES (MIL- LIONS) (B)	STANDARD ERROR (PERCENT) FOR COLUMNS--		UNDER 100 MILES		100 TO 199 MILES	
				(A)	(B)	TONS	TON- MILES	TONS	TON- MILES
23841	ROBES AND DRESSING GOWNS * SHIPMENT WEIGHT UNKNOWN . . . . .	6	1	35	49	3	(Z)	(Z)	(Z)
23851	RAINCOATS AND OTHER WATERPROOF OUTER GARMENTS * UNDER 500 POUNDS . . . . . 500 TO 999 POUNDS . . . . . 1,000 TO 4,999 POUNDS . . . . . 5,000 TO 9,999 POUNDS . . . . . 10,000 TO 19,999 POUNDS . . . . . 20,000 TO 29,999 POUNDS . . . . . SHIPMENT WEIGHT UNKNOWN . . . . .	34 10 1 3 (Z) 1 (Z) 19	11 6 1 1 1 (Z) 1	19 33 38 40 69 100 100	27 27 47 38 100 100 19	17 2 (Z) (Z) - - - 15	(Z) (Z) (Z) (Z) - - (Z)	6 1 (Z) 1 (Z) - - 3	1 (Z) (Z) (Z) (Z) - - (Z)
23861	LEATHER AND SHEEP LINED CLOTHING * UNDER 500 POUNDS . . . . . 500 TO 999 POUNDS . . . . . 1,000 TO 4,999 POUNDS . . . . . SHIPMENT WEIGHT UNKNOWN . . . . .	12 1 1 6	6 3 (Z) 2	21 39 33 56 32	22 37 36 52 10	4 1 (Z) (Z) 2	(Z) (Z) (Z) (Z) (Z)	2 (Z) (Z) (Z) (Z)	(Z) (Z) (Z) (Z) (Z)
23871	APPAREL BELTS * UNDER 500 POUNDS . . . . . 500 TO 999 POUNDS . . . . . 1,000 TO 4,999 POUNDS . . . . . 5,000 TO 9,999 POUNDS . . . . . SHIPMENT WEIGHT UNKNOWN . . . . .	39 10 5 10 1 14	11 5 1 3 1 1	25 18 38 53 71 54	15 16 37 38 80 38	23 4 3 4 - 12	(Z) (Z) (Z) (Z) - (Z)	3 1 (Z) 1 - 1	(Z) (Z) (Z) (Z) - (Z)
23891	APPAREL, NEC * UNDER 500 POUNDS . . . . . 500 TO 999 POUNDS . . . . . 1,000 TO 4,999 POUNDS . . . . . 5,000 TO 9,999 POUNDS . . . . . 10,000 TO 19,999 POUNDS . . . . . 20,000 TO 29,999 POUNDS . . . . . 30,000 TO 59,999 POUNDS . . . . . SHIPMENT WEIGHT UNKNOWN . . . . .	67 13 8 11 4 2 (Z) 3 27	34 10 3 10 4 1 (Z) 2 4	20 17 40 53 40 66 100 99 48	22 16 22 41 52 72 100 100 22	26 2 (Z) (Z) (Z) 1 - (Z) - 16	1 (Z) (Z) (Z) (Z) (Z) - (Z) 1	2 1 (Z) (Z) - - - - 1	(Z) (Z) (Z) (Z) - - - - (Z)
239	MISCELLANEOUS FABRICATED TEXTILE PRODUCTS. UNDER 500 POUNDS . . . . . 500 TO 999 POUNDS . . . . . 1,000 TO 4,999 POUNDS . . . . . 5,000 TO 9,999 POUNDS . . . . . 10,000 TO 19,999 POUNDS . . . . . 20,000 TO 29,999 POUNDS . . . . . 30,000 TO 59,999 POUNDS . . . . . 60,000 TO 89,999 POUNDS . . . . . 90,000 POUNDS AND OVER . . . . . SHIPMENT WEIGHT UNKNOWN . . . . .	2 062 308 118 344 173 173 137 230 7 2 570	870 161 68 164 58 173 69 54 65 2 229	9 8 11 13 23 17 16 36 71 100 14	10 9 12 18 26 17 28 18 79 100 20	616 83 24 96 44 44 44 109 - 2 170	20 3 1 4 2 2 4 - (Z) 3	242 25 11 38 44 36 19 29 4 - 35	37 6 2 6 7 5 3 4 - - 5
2391	CURTAINS AND DRAPERIES . . . . . UNDER 500 POUNDS . . . . . 500 TO 999 POUNDS . . . . . 1,000 TO 4,999 POUNDS . . . . . 5,000 TO 9,999 POUNDS . . . . . 10,000 TO 19,999 POUNDS . . . . . 20,000 TO 29,999 POUNDS . . . . . 30,000 TO 59,999 POUNDS . . . . . SHIPMENT WEIGHT UNKNOWN . . . . .	216 50 11 20 8 11 5 8 103	100 35 9 11 2 8 3 (Z) 33	14 22 39 29 69 68 100 100 24	19 23 34 32 64 67 100 100 40	85 3 1 5 - - - 8 68	1 (Z) (Z) (Z) - - - (Z) 1	14 3 - 2 6 - - - 3	2 (Z) - (Z) 1 - - - - (Z)
23911	WINDOW CURTAINS, EXC. LACE UNDER 500 POUNDS . . . . . 500 TO 999 POUNDS . . . . . 1,000 TO 4,999 POUNDS . . . . . 5,000 TO 9,999 POUNDS . . . . . 10,000 TO 19,999 POUNDS . . . . . 20,000 TO 29,999 POUNDS . . . . . 30,000 TO 59,999 POUNDS . . . . . SHIPMENT WEIGHT UNKNOWN . . . . .	106 21 3 8 6 2 1 65	53 15 2 5 1 2 (Z) 28	23 22 73 45 92 91 100 38	24 22 72 56 61 89 100 49	45 2 - 2 - - 1 (Z)	(Z) (Z) - (Z) - - (Z) (Z)	8 2 - 6 - - - 1	1 - - 1 - - - (Z)
23912	DRAPERIES AND TAPESTRIES . . . . . UNDER 500 POUNDS . . . . . 500 TO 999 POUNDS . . . . . 1,000 TO 4,999 POUNDS . . . . . 5,000 TO 9,999 POUNDS . . . . . 10,000 TO 19,999 POUNDS . . . . . 20,000 TO 29,999 POUNDS . . . . . 30,000 TO 59,999 POUNDS . . . . . SHIPMENT WEIGHT UNKNOWN . . . . .	110 29 8 12 2 8 5 8 38	47 20 6 6 1 6 3 (Z) 5	30 32 45 42 100 76 100 100 24	31 35 39 44 100 72 100 100 58	39 1 1 3 - - - 8 27	1 (Z) (Z) (Z) - - - (Z) (Z)	5 2 - 2 - - - 2 2	1 (Z) - (Z) - - - - (Z) (Z)
2392	HOUSE FURNISHINGS, EXC. CURTAINS AND DRAPERIES . . . . . UNDER 500 POUNDS . . . . . 500 TO 999 POUNDS . . . . . 1,000 TO 4,999 POUNDS . . . . . 5,000 TO 9,999 POUNDS . . . . . 10,000 TO 19,999 POUNDS . . . . . 20,000 TO 29,999 POUNDS . . . . . 30,000 TO 59,999 POUNDS . . . . . SHIPMENT WEIGHT UNKNOWN . . . . .	714 129 59 145 56 14 11 64 236	340 65 37 88 22 4 2 5 117	17 13 19 20 46 47 42 69 30	14 13 18 22 48 41 88 64 32	184 28 10 22 10 8 8 63 36	7 1 (Z) 1 (Z) - (Z) (Z) 2 1	53 14 4 9 2 - - - 18	8 2 1 1 2 - - - 3
23921	BEDSPREADS AND BED SETS . . . . . UNDER 500 POUNDS . . . . . 500 TO 999 POUNDS . . . . . 1,000 TO 4,999 POUNDS . . . . . 5,000 TO 9,999 POUNDS . . . . . 10,000 TO 19,999 POUNDS . . . . . SHIPMENT WEIGHT UNKNOWN . . . . .	41 7 2 5 3 1 22	15 5 1 2 1 (Z) 6	30 34 58 62 100 100 51	29 33 57 70 100 100 27	8 (Z) - 1 (Z) - 4	(Z) (Z) - (Z) - - (Z)	3 (Z) - 1 (Z) - - 1	(Z) (Z) - (Z) - - (Z)
23922	SHEETS AND PILLOWCASES . . . . . UNDER 500 POUNDS . . . . . 500 TO 999 POUNDS . . . . .	234 18 12	96 13 8	35 6 21	15 9 25	84 1 (Z)	3 (Z) (Z)	15 1 (Z)	2 (Z) (Z)

TONS (THOUSANDS) AND TON-MILES (MILLIONS) BY DISTANCE OF SHIPMENT--CON.

200 TO 299 MILES		300 TO 499 MILES		500 TO 999 MILES		1,000 TO 1,499 MILES		1,500 MILES AND OVER		MILEAGE UNKNOWN	TCC CODE AND WT.
TONS	TON-MILES	TONS	TON-MILES	TONS	TON-MILES	TONS	TON-MILES	TONS	TON-MILES	TONS	
1	(Z)	(Z)	(Z)	(Z)	(Z)	(Z)	(Z)	(Z)	(Z)	1	23841 UK
1	(Z)	2	1	4	3	2	2	2	4	(Z)	23851
1	(Z)	1	(Z)	2	2	2	2	1	2	-	0-.5
(Z)	(Z)	(Z)	(Z)	(Z)	(Z)	(Z)	(Z)	(Z)	(Z)	-	.5-1
-	-	(Z)	(Z)	1	1	(Z)	(Z)	(Z)	1	-	1-5
-	-	(Z)	(Z)	(Z)	(Z)	-	-	(Z)	1	-	5-10
-	-	(Z)	(Z)	(Z)	(Z)	-	-	(Z)	(Z)	-	10-20
-	-	(Z)	(Z)	(Z)	(Z)	-	-	(Z)	(Z)	-	20-30
(Z)	(Z)	1	(Z)	(Z)	(Z)	-	-	(Z)	(Z)	(Z)	UK
1	(Z)	1	1	3	2	1	1	1	2	-	23861
(Z)	(Z)	(Z)	(Z)	2	1	(Z)	1	(Z)	1	-	0-.5
(Z)	(Z)	(Z)	(Z)	(Z)	(Z)	-	-	-	-	-	.5-1
(Z)	(Z)	(Z)	(Z)	(Z)	(Z)	-	-	-	-	-	1-5
(Z)	(Z)	1	(Z)	1	1	(Z)	(Z)	(Z)	1	-	UK
4	1	1	(Z)	5	4	2	2	1	2	1	23871
(Z)	(Z)	1	(Z)	3	2	1	1	(Z)	1	-	0-.5
(Z)	(Z)	(Z)	(Z)	1	1	(Z)	1	(Z)	(Z)	-	.5-1
2	1	-	-	1	(Z)	1	1	(Z)	1	-	1-5
1	(Z)	-	-	(Z)	(Z)	-	-	(Z)	-	-	5-10
(Z)	(Z)	(Z)	(Z)	(Z)	(Z)	(Z)	(Z)	(Z)	(Z)	1	UK
2	(Z)	4	2	16	13	3	4	6	13	7	23891
1	(Z)	1	1	4	3	1	1	2	4	(Z)	0-.5
(Z)	(Z)	(Z)	(Z)	1	1	(Z)	1	1	1	-	.5-1
1	(Z)	1	(Z)	4	3	1	2	2	5	-	1-5
-	-	-	-	3	3	(Z)	(Z)	1	1	-	5-10
-	-	-	-	1	1	-	-	-	-	-	10-20
-	-	-	-	(Z)	(Z)	-	-	-	-	-	20-30
-	-	-	-	3	2	-	-	-	-	-	30-60
(Z)	(Z)	1	(Z)	1	1	(Z)	(Z)	1	2	7	UK
143	35	287	116	507	336	73	88	120	239	73	239
25	6	44	18	86	61	21	25	22	45	(Z)	0-.5
7	2	21	8	39	28	5	6	11	22	-	.5-1
27	7	49	19	87	56	25	30	22	43	-	1-5
17	4	34	14	26	18	2	2	6	11	-	5-10
7	2	33	14	43	28	2	2	8	15	-	10-20
10	2	23	9	31	21	5	7	5	10	-	20-30
15	4	35	14	35	25	-	-	7	15	-	30-60
-	-	-	-	3	2	-	-	-	-	-	60-90
-	-	-	-	-	-	-	-	-	-	-	90+
34	8	48	20	158	98	13	16	39	79	73	UK
7	2	21	8	58	41	15	18	14	28	3	2391
3	1	9	4	21	16	6	7	4	8	-	0-.5
1	(Z)	2	1	6	5	1	1	1	2	-	.5-1
(Z)	(Z)	5	2	5	4	3	4	1	1	-	1-5
-	-	(Z)	(Z)	2	1	(Z)	(Z)	-	-	-	5-10
-	-	-	-	11	7	(Z)	(Z)	-	-	-	10-20
-	-	-	-	5	3	-	-	-	-	-	20-30
-	-	-	-	-	-	-	-	-	-	-	30-60
3	1	5	2	7	5	5	6	9	17	3	UK
1	(Z)	10	4	18	14	11	13	10	20	2	23911
1	(Z)	4	1	7	5	3	4	2	3	-	0-.5
-	-	1	(Z)	2	2	(Z)	(Z)	-	-	-	.5-1
-	-	3	1	1	1	2	3	-	-	-	1-5
-	-	(Z)	(Z)	2	(Z)	(Z)	(Z)	-	-	-	5-10
-	-	-	-	2	2	(Z)	(Z)	-	-	-	10-20
-	-	-	-	-	-	-	-	-	-	-	20-30
-	-	-	-	-	-	-	-	-	-	-	30-60
(Z)	(Z)	2	1	5	4	5	6	9	17	2	UK
6	1	11	5	40	27	4	5	4	7	1	23912
2	(Z)	6	2	14	10	2	3	2	4	-	0-.5
1	(Z)	1	(Z)	4	3	1	1	1	2	-	.5-1
(Z)	(Z)	2	1	4	3	1	1	1	1	-	1-5
-	-	-	-	2	1	-	-	-	-	-	5-10
-	-	-	-	8	6	-	-	-	-	-	10-20
-	-	-	-	5	3	-	-	-	-	-	20-30
-	-	-	-	-	-	-	-	-	-	-	30-60
3	1	3	1	2	1	(Z)	(Z)	(Z)	(Z)	1	UK
48	11	120	48	191	129	31	38	49	99	37	2392
11	3	22	9	42	29	6	8	7	14	-	0-.5
2	1	13	5	22	15	1	1	8	14	-	.5-1
11	3	31	12	45	29	19	23	9	19	-	1-5
1	(Z)	22	8	13	9	-	-	1	2	-	5-10
-	-	-	-	5	3	-	-	(Z)	-	-	10-20
1	(Z)	-	-	2	2	-	-	-	-	-	20-30
-	-	-	-	1	1	-	-	1	2	-	30-60
21	5	33	14	62	42	5	6	23	47	37	UK
2	(Z)	4	2	12	8	1	1	1	2	10	23921
(Z)	(Z)	1	(Z)	4	3	(Z)	1	(Z)	(Z)	-	0-.5
-	-	(Z)	(Z)	2	1	(Z)	(Z)	-	-	-	.5-1
(Z)	(Z)	1	(Z)	2	1	(Z)	(Z)	-	-	-	1-5
(Z)	(Z)	(Z)	(Z)	1	(Z)	-	-	-	-	-	5-10
-	-	-	-	1	(Z)	-	-	-	-	-	10-20
1	(Z)	2	1	3	2	(Z)	(Z)	1	2	10	UK
7	2	22	9	67	44	2	2	16	34	22	23922
1	(Z)	3	1	9	6	1	1	2	4	-	0-.5
1	(Z)	4	2	4	3	(Z)	(Z)	1	3	-	.5-1

JOURNAL OF THE CI NSUS

TABLE 3. SHIPMENTS BY MANUFACTURING ESTABLISHMENTS--COMMODITIES AND WEIGHT OF SHIPMENT BY DISTANCE SHIPPED: 1977--CON.

TCC CODE	COMMODITY AND WEIGHT OF SHIPMENT	ALL SHIPMENTS				TONS (THOUSANDS) AND TON-MILES (MILLIONS) BY DISTANCE OF SHIPMENT			
		TONS (THOU- SANDS) (A)	TON-MILES (MIL- LIONS) (B)	STANDARD ERROR (PERCENT) FOR COLUMNS--		UNDER 100 MILES		100 TO 199 MILES	
				(A)	(B)	TONS	TON- MILES	TONS	TON- MILES
23922	SHEETS AND PILLowCASES . . . . .								
	1,000 TO 4,999 POUNDS . . . . .	45	32	20	27	3	(Z)	2	(Z)
	5,000 TO 9,999 POUNDS . . . . .	31	12	39	48	8	(Z)	9	(Z)
	10,000 TO 19,999 POUNDS . . . . .	3	1	67	97	2	(Z)	(Z)	(Z)
	20,000 TO 29,999 POUNDS . . . . .	10	2	44	91	8	(Z)	-	-
	30,000 TO 59,999 POUNDS . . . . .	61	3	70	81	60	2	-	-
	SHIPMENT WEIGHT UNKNOWN . . . . .	54	26	41	44	2	(Z)	2	(Z)
23923	TOWELS AND WASHCLOTHS . . . . .	187	119	38	34	21	1	11	2
	UNDER 500 POUNDS . . . . .	37	19	29	33	6	(Z)	3	(Z)
	500 TO 999 POUNDS . . . . .	21	15	37	34	(Z)	(Z)	2	(Z)
	1,000 TO 4,999 POUNDS . . . . .	33	18	55	60	2	(Z)	(Z)	(Z)
	5,000 TO 9,999 POUNDS . . . . .	17	7	92	95	(Z)	(Z)	-	-
	10,000 TO 19,999 POUNDS . . . . .	9	3	63	50	5	(Z)	-	-
	30,000 TO 59,999 POUNDS . . . . .	1	2	100	100	-	-	-	-
	SHIPMENT WEIGHT UNKNOWN . . . . .	68	55	25	34	6	(Z)	6	1
23924	TABLECLOTHS AND NAPKINS . . . . .	52	36	50	49	12	1	2	(Z)
	UNDER 500 POUNDS . . . . .	24	13	56	58	7	(Z)	2	(Z)
	500 TO 999 POUNDS . . . . .	5	3	58	71	2	(Z)	-	-
	1,000 TO 4,999 POUNDS . . . . .	19	18	63	66	2	(Z)	-	-
	SHIPMENT WEIGHT UNKNOWN . . . . .	4	2	19	28	1	(Z)	(Z)	(Z)
23927	SLIP COVERS . . . . .	9	4	38	37	1	(Z)	(Z)	(Z)
	UNDER 500 POUNDS . . . . .	5	2	57	61	1	(Z)	(Z)	(Z)
	500 TO 999 POUNDS . . . . .	1	1	34	37	-	-	-	-
	1,000 TO 4,999 POUNDS . . . . .	2	1	45	45	(Z)	(Z)	-	-
	5,000 TO 9,999 POUNDS . . . . .	2	1	74	69	-	-	-	-
	SHIPMENT WEIGHT UNKNOWN . . . . .	(Z)	-	-	-	-	-	-	-
23928	COMFORTERS AND QUILTS . . . . .	17	6	62	44	3	(Z)	4	1
	UNDER 500 POUNDS . . . . .	6	2	53	54	(Z)	(Z)	2	(Z)
	500 TO 999 POUNDS . . . . .	2	1	36	42	-	-	(Z)	(Z)
	1,000 TO 4,999 POUNDS . . . . .	8	2	77	48	3	(Z)	1	(Z)
	SHIPMENT WEIGHT UNKNOWN . . . . .	2	1	49	53	-	-	-	-
23929	HOUSE FURNISHINGS, NEC . . . . .	65	26	32	27	25	1	5	1
	UNDER 500 POUNDS . . . . .	21	6	30	25	9	(Z)	2	(Z)
	500 TO 999 POUNDS . . . . .	15	8	43	34	7	(Z)	1	(Z)
	1,000 TO 4,999 POUNDS . . . . .	22	10	47	41	9	(Z)	2	(Z)
	5,000 TO 9,999 POUNDS . . . . .	1	(Z)	100	100	-	-	-	-
	SHIPMENT WEIGHT UNKNOWN . . . . .	6	1	31	47	1	(Z)	(Z)	(Z)
23931	TEXTILE BAGS * . . . . .	207	63	21	17	80	4	35	5
	UNDER 500 POUNDS . . . . .	22	7	31	38	13	1	1	(Z)
	500 TO 999 POUNDS . . . . .	16	3	27	21	11	1	1	(Z)
	1,000 TO 4,999 POUNDS . . . . .	74	16	26	21	37	2	12	2
	5,000 TO 9,999 POUNDS . . . . .	33	7	34	28	12	1	9	1
	10,000 TO 19,999 POUNDS . . . . .	26	10	31	36	6	(Z)	5	1
	20,000 TO 29,999 POUNDS . . . . .	22	14	35	49	(Z)	(Z)	5	1
	30,000 TO 59,999 POUNDS . . . . .	10	4	46	63	-	-	2	(Z)
	SHIPMENT WEIGHT UNKNOWN . . . . .	3	1	40	22	1	(Z)	(Z)	(Z)
2394	CANVAS PRODUCTS, EXC. BAGS . . . . .	78	40	23	27	19	(Z)	9	1
	UNDER 500 POUNDS . . . . .	23	9	25	39	7	(Z)	4	1
	500 TO 999 POUNDS . . . . .	10	5	36	36	3	(Z)	1	(Z)
	1,000 TO 4,999 POUNDS . . . . .	22	15	36	45	2	(Z)	4	1
	5,000 TO 9,999 POUNDS . . . . .	2	1	63	87	1	(Z)	-	-
	10,000 TO 19,999 POUNDS . . . . .	1	(Z)	100	100	-	-	-	-
	SHIPMENT WEIGHT UNKNOWN . . . . .	20	9	40	50	6	(Z)	1	(Z)
23941	TENTS . . . . .	32	24	43	47	6	(Z)	2	(Z)
	UNDER 500 POUNDS . . . . .	7	5	67	67	2	(Z)	(Z)	(Z)
	500 TO 999 POUNDS . . . . .	1	1	54	50	-	-	(Z)	(Z)
	1,000 TO 4,999 POUNDS . . . . .	10	9	39	42	1	(Z)	1	(Z)
	5,000 TO 9,999 POUNDS . . . . .	1	(Z)	86	86	1	(Z)	-	-
	SHIPMENT WEIGHT UNKNOWN . . . . .	13	8	44	60	2	(Z)	(Z)	(Z)
23943	TARPAULINS . . . . .	31	10	30	38	8	(Z)	6	1
	UNDER 500 POUNDS . . . . .	10	2	31	32	4	(Z)	3	(Z)
	500 TO 999 POUNDS . . . . .	9	4	45	49	2	(Z)	1	(Z)
	1,000 TO 4,999 POUNDS . . . . .	9	4	57	70	-	-	2	(Z)
	5,000 TO 9,999 POUNDS . . . . .	(Z)	(Z)	100	100	-	-	-	-
	SHIPMENT WEIGHT UNKNOWN . . . . .	3	(Z)	65	93	1	(Z)	(Z)	(Z)
23944	SAILS . . . . .	1	(Z)	42	65	1	(Z)	(Z)	(Z)
	UNDER 500 POUNDS . . . . .	(Z)	(Z)	69	86	(Z)	(Z)	(Z)	(Z)
	SHIPMENT WEIGHT UNKNOWN . . . . .	1	(Z)	55	67	1	(Z)	(Z)	(Z)
23949	CANVAS PRODUCTS, NEC . . . . .	5	2	41	49	2	(Z)	1	(Z)
	UNDER 500 POUNDS . . . . .	4	1	45	59	1	(Z)	(Z)	(Z)
	SHIPMENT WEIGHT UNKNOWN . . . . .	1	1	57	89	(Z)	(Z)	(Z)	(Z)
23951	TEXTILE PRODUCTS: PLEATED, OUILTED, EMBROIDERED * . . . . .	219	99	18	14	51	1	6	1
	UNDER 500 POUNDS . . . . .	32	19	22	11	10	(Z)	2	(Z)
	500 TO 999 POUNDS . . . . .	7	6	27	33	1	(Z)	(Z)	(Z)
	1,000 TO 4,999 POUNDS . . . . .	10	5	41	59	3	(Z)	-	-
	5,000 TO 9,999 POUNDS . . . . .	6	3	55	55	-	-	(Z)	(Z)
	10,000 TO 19,999 POUNDS . . . . .	6	3	100	100	1	(Z)	2	(Z)
	20,000 TO 29,999 POUNDS . . . . .	1	(Z)	100	100	1	(Z)	-	-
	SHIPMENT WEIGHT UNKNOWN . . . . .	156	63	30	12	34	(Z)	1	(Z)
23961	AUTOMOTIVE TRIMMINGS AND APPAREL FINDINGS, TEXTILE * . . . . .	327	89	7	12	127	4	50	7
	UNDER 500 POUNDS . . . . .	39	9	58	13	27	(Z)	2	(Z)
	500 TO 999 POUNDS . . . . .	11	5	37	38	1	(Z)	(Z)	(Z)
	1,000 TO 4,999 POUNDS . . . . .	26	5	13	21	17	1	3	(Z)
	5,000 TO 9,999 POUNDS . . . . .	30	6	11	16	15	(Z)	5	1



TONS (THOUSANDS) AND TON-MILES (MILLIONS) BY DISTANCE OF SHIPMENT--CON.

200 TO 299 MILES		300 TO 499 MILES		500 TO 999 MILES		1,000 TO 1,499 MILES		1,500 MILES AND OVER		MILEAGE UNKNOWN	TCC CODE AND WT.
TONS	TON-MILES	TONS	TON-MILES	TONS	TON-MILES	TONS	TON-MILES	TONS	TON-MILES	TONS	
4	1	10	4	19	12	(Z)	(Z)	7	14	-	23922
-	-	3	1	11	8	-	-	1	1	-	1-5
-	-	-	-	1	1	-	-	-	-	-	5-10
-	-	-	-	2	2	-	-	-	-	-	10-20
-	-	-	-	1	1	-	-	-	-	-	20-30
(Z)	(Z)	2	1	20	12	(Z)	(Z)	6	12	22	30-60
9	2	60	24	62	42	4	5	22	44	(Z)	23923
3	1	7	3	16	10	1	1	2	4	-	0-.5
(Z)	(Z)	7	3	9	6	(Z)	(Z)	3	6	-	.5-1
2	(Z)	10	4	18	11	1	1	1	1	-	1-5
-	-	17	7	-	-	-	-	-	-	-	5-10
-	-	-	-	4	2	-	-	(Z)	1	-	10-20
-	-	-	-	-	-	-	-	1	2	-	30-60
4	1	19	8	16	11	3	3	15	30	(Z)	UK
2	1	9	4	9	7	16	20	2	4	(Z)	23924
2	(Z)	4	2	5	4	3	3	2	3	-	0-.5
(Z)	(Z)	(Z)	(Z)	2	1	(Z)	(Z)	(Z)	1	-	.5-1
(Z)	(Z)	4	2	(Z)	(Z)	13	16	-	-	-	1-5
(Z)	(Z)	1	(Z)	2	1	-	-	(Z)	(Z)	(Z)	UK
1	(Z)	3	1	3	2	(Z)	(Z)	(Z)	1	(Z)	23927
1	(Z)	1	(Z)	1	1	(Z)	(Z)	(Z)	(Z)	-	0-.5
(Z)	(Z)	(Z)	(Z)	(Z)	(Z)	-	-	(Z)	(Z)	-	.5-1
(Z)	(Z)	(Z)	(Z)	1	(Z)	(Z)	(Z)	-	-	-	1-5
-	-	1	(Z)	1	(Z)	-	-	-	-	-	5-10
-	-	-	-	-	-	-	-	-	-	(Z)	UK
3	1	2	1	4	3	(Z)	(Z)	(Z)	1	-	23928
(Z)	(Z)	1	(Z)	1	1	(Z)	(Z)	(Z)	(Z)	-	0-.5
-	-	1	(Z)	1	(Z)	-	-	-	-	-	.5-1
2	(Z)	(Z)	(Z)	1	1	-	-	-	-	-	1-5
(Z)	(Z)	1	(Z)	1	(Z)	-	-	(Z)	(Z)	-	UK
5	1	7	3	10	7	5	6	5	8	4	23929
2	1	3	1	3	2	1	1	1	1	-	0-.5
(Z)	(Z)	1	(Z)	3	2	-	-	3	5	-	.5-1
2	1	1	1	3	2	4	5	1	2	-	1-5
-	-	1	(Z)	-	-	-	-	-	-	-	5-10
(Z)	(Z)	1	(Z)	1	1	(Z)	(Z)	(Z)	(Z)	4	UK
20	5	24	9	39	27	8	10	1	3	1	23931
1	(Z)	2	1	2	2	1	1	1	2	-	0-.5
1	(Z)	2	1	1	1	1	1	(Z)	(Z)	-	5-1
5	1	5	2	13	8	1	1	(Z)	(Z)	-	1-5
6	1	3	1	2	1	(Z)	1	-	-	-	5-10
1	(Z)	6	2	8	6	-	-	(Z)	(Z)	-	10-20
-	-	6	2	7	5	4	5	-	-	-	20-30
4	1	-	-	5	3	-	-	-	-	-	30-60
(Z)	(Z)	(Z)	(Z)	(Z)	(Z)	(Z)	(Z)	(Z)	1	1	UK
8	2	11	4	19	14	4	5	7	14	(Z)	2394
3	1	3	1	4	3	1	1	2	3	-	0-.5
1	(Z)	2	1	1	1	2	2	1	1	-	.5-1
2	(Z)	2	1	7	5	2	2	4	7	-	1-5
-	-	1	-	(Z)	(Z)	-	-	(Z)	(Z)	-	5-10
-	-	1	(Z)	-	-	-	-	-	-	-	10-20
2	1	2	1	7	5	(Z)	(Z)	1	2	(Z)	UK
3	1	3	1	10	7	3	3	6	12	-	23941
1	(Z)	1	(Z)	1	1	1	1	1	3	-	0-.5
-	-	(Z)	(Z)	(Z)	(Z)	(Z)	(Z)	1	1	-	.5-1
-	-	(Z)	(Z)	1	1	2	2	4	6	-	1-5
2	(Z)	2	1	(Z)	(Z)	-	-	-	-	-	5-10
-	-	1	-	7	5	(Z)	(Z)	1	1	-	UK
4	1	4	2	6	4	2	2	(Z)	(Z)	(Z)	23943
1	(Z)	1	(Z)	1	1	-	-	-	-	-	0-.5
1	(Z)	2	1	1	1	2	2	-	-	-	.5-1
2	(Z)	1	(Z)	4	3	-	-	-	-	-	1-5
-	-	-	-	(Z)	(Z)	-	-	(Z)	(Z)	-	5-10
(Z)	(Z)	(Z)	(Z)	(Z)	(Z)	-	-	-	-	(Z)	UK
(Z)	(Z)	(Z)	(Z)	(Z)	(Z)	(Z)	(Z)	(Z)	(Z)	(Z)	23944
(Z)	(Z)	(Z)	(Z)	(Z)	(Z)	(Z)	(Z)	(Z)	(Z)	-	0-.5
(Z)	(Z)	(Z)	(Z)	(Z)	(Z)	(Z)	(Z)	(Z)	(Z)	(Z)	UK
(Z)	(Z)	1	(Z)	1	1	(Z)	(Z)	(Z)	1	-	23949
(Z)	(Z)	1	(Z)	1	1	(Z)	(Z)	-	-	-	0-.5
(Z)	(Z)	-	-	(Z)	(Z)	(Z)	(Z)	(Z)	1	-	UK
2	(Z)	8	3	141	76	6	6	5	12	(Z)	23951
1	(Z)	3	1	7	5	4	4	4	8	(Z)	0-.5
(Z)	(Z)	1	(Z)	3	2	(Z)	(Z)	1	3	-	.5-1
(Z)	(Z)	1	(Z)	5	3	(Z)	(Z)	1	2	-	1-5
-	-	1	1	3	2	1	1	-	-	-	5-10
-	-	1	(Z)	2	1	1	1	-	-	-	10-20
-	-	-	-	-	-	-	-	-	-	-	20-30
(Z)	(Z)	1	(Z)	121	62	(Z)	(Z)	(Z)	(Z)	(Z)	UK
22	5	42	17	39	25	5	5	13	25	29	23961
3	1	1	(Z)	3	2	2	2	1	3	-	0-.5
1	(Z)	2	1	5	3	(Z)	(Z)	(Z)	(Z)	-	.5-1
2	1	1	1	1	1	1	1	1	1	-	1-5
5	1	4	2	1	1	-	-	(Z)	1	-	5-10

UNIVERSITY OF ILLINOIS LIBRARY

TABLE 3. SHIPMENTS BY MANUFACTURING ESTABLISHMENTS--COMMODITIES AND WEIGHT OF SHIPMENT BY DISTANCE SHIPPED: 1977--CON.

TCC CODE	COMMODITY AND WEIGHT OF SHIPMENT	ALL SHIPMENTS				TONS (THOUSANDS) AND TON-MILES (MILLIONS) BY DISTANCE OF SHIPMENT			
		TONS (THOU- SANDS) (A)	TON-MILES (MIL- LIONS) (B)	STANDARD ERROR (PERCENT) FOR COLUMNS--		UNDER 100 MILES		100 TO 199 MILES	
				(A)	(B)	TONS	TON- MILES	TONS	TON- MILES
23961	AUTOMOTIVE TRIMMINGS AND APPAREL FININGS, TEXTILE *								
	10,000 TO 19,999 POUNDS . . . . .	62	23	10	16	9	(Z)	24	3
	20,000 TO 29,999 POUNDS . . . . .	55	13	19	26	29	1	2	(Z)
	30,000 TO 59,999 POUNDS . . . . .	34	15	22	52	16	1	-	-
	60,000 TO 89,999 POUNDS . . . . .	7	2	71	79	-	-	4	1
	SHIPMENT WEIGHT UNKNOWN . . . . .	62	11	10	21	12	(Z)	10	2
2399	FABRICATED TEXTILE PRODUCTS, NEC	362	174	27	32	92	3	60	9
	UNDER 500 POUNDS . . . . .	23	16	27	30	4	(Z)	1	(Z)
	500 TO 999 POUNDS . . . . .	13	5	36	30	4	(Z)	5	1
	1,000 TO 4,999 POUNDS . . . . .	30	22	48	61	8	(Z)	2	(Z)
	5,000 TO 9,999 POUNDS . . . . .	24	14	44	54	6	(Z)	4	1
	10,000 TO 19,999 POUNDS . . . . .	49	21	48	35	17	1	5	1
	20,000 TO 29,999 POUNDS . . . . .	48	23	34	46	8	(Z)	13	2
	30,000 TO 59,999 POUNDS . . . . .	125	48	23	18	25	1	27	4
	90,000 POUNDS AND OVER . . . . .	2	(Z)	100	100	2	(Z)	-	-
	SHIPMENT WEIGHT UNKNOWN . . . . .	48	23	45	47	19	(Z)	3	(Z)
23991	AUTOMOBILE SEAT COVERS . . . . .	14	5	47	43	(Z)	(Z)	4	1
	UNDER 500 POUNDS . . . . .	3	2	95	98	(Z)	(Z)	(Z)	(Z)
	500 TO 999 POUNDS . . . . .	5	1	90	81	-	-	4	1
	1,000 TO 4,999 POUNDS . . . . .	2	1	41	57	-	-	-	-
	5,000 TO 9,999 POUNDS . . . . .	1	(Z)	100	100	-	-	-	-
	30,000 TO 59,999 POUNDS . . . . .	4	1	100	100	-	-	-	-
23993	SLEEPING BAGS . . . . .	9	6	34	25	1	(Z)	2	(Z)
	UNDER 500 POUNDS . . . . .	2	2	15	25	(Z)	(Z)	(Z)	(Z)
	500 TO 999 POUNDS . . . . .	1	2	47	51	-	-	-	-
	1,000 TO 4,999 POUNDS . . . . .	3	1	63	65	1	(Z)	1	(Z)
	5,000 TO 9,999 POUNDS . . . . .	1	(Z)	69	72	-	-	-	-
	10,000 TO 19,999 POUNDS . . . . .	1	(Z)	69	71	-	-	-	-
	20,000 TO 29,999 POUNDS . . . . .	1	1	100	100	-	-	-	-
	SHIPMENT WEIGHT UNKNOWN . . . . .	(Z)	-	-	-	-	-	-	-
23994	PARACHUTES . . . . .	2	1	12	13	(Z)	(Z)	(Z)	(Z)
	UNDER 500 POUNDS . . . . .	(Z)	(Z)	78	43	(Z)	(Z)	-	-
	1,000 TO 4,999 POUNDS . . . . .	(Z)	(Z)	20	22	-	-	-	-
	5,000 TO 9,999 POUNDS . . . . .	(Z)	(Z)	34	41	-	-	-	-
	10,000 TO 19,999 POUNDS . . . . .	(Z)	(Z)	50	55	-	-	-	-
	20,000 TO 29,999 POUNDS . . . . .	(Z)	(Z)	40	40	-	-	(Z)	(Z)
	SHIPMENT WEIGHT UNKNOWN . . . . .	1	1	18	23	(Z)	(Z)	-	-
23999	FABRICATED TEXTILE PRODUCTS, NEC	337	161	29	34	91	3	54	8
	UNDER 500 POUNDS . . . . .	19	13	29	30	3	(Z)	1	(Z)
	500 TO 999 POUNDS . . . . .	8	3	43	41	4	(Z)	(Z)	(Z)
	1,000 TO 4,999 POUNDS . . . . .	25	20	56	66	8	(Z)	1	(Z)
	5,000 TO 9,999 POUNDS . . . . .	22	13	47	57	6	(Z)	4	1
	10,000 TO 19,999 POUNDS . . . . .	48	20	48	36	17	1	5	1
	20,000 TO 29,999 POUNDS . . . . .	46	22	35	47	8	(Z)	13	2
	30,000 TO 59,999 POUNDS . . . . .	121	47	24	19	25	1	27	4
	90,000 POUNDS AND OVER . . . . .	2	(Z)	100	100	2	(Z)	-	-
	SHIPMENT WEIGHT UNKNOWN . . . . .	47	22	46	48	19	(Z)	3	(Z)
24	LUMBER AND WOOD PRODUCTS, EXCEPT FURNITURE <sup>1</sup>	356 978	57 967	13	9	203 826	7 455	35 130	4 973
	UNDER 500 POUNDS . . . . .	389	54	16	28	223	7	60	9
	500 TO 999 POUNDS . . . . .	359	19	20	256	7	7	28	4
	1,000 TO 4,999 POUNDS . . . . .	1 554	264	16	20	1 072	24	142	20
	5,000 TO 9,999 POUNDS . . . . .	2 174	315	25	13	1 530	41	219	32
	10,000 TO 19,999 POUNDS . . . . .	5 800	937	33	21	3 506	96	920	133
	20,000 TO 29,999 POUNDS . . . . .	4 634	1 133	14	16	2 070	78	867	127
	30,000 TO 59,999 POUNDS . . . . .	44 528	10 897	14	11	18 205	890	10 064	1 458
	60,000 TO 89,999 POUNDS . . . . .	13 321	9 230	34	17	3 621	152	2 011	300
	90,000 POUNDS AND OVER . . . . .	61 374	19 166	11	15	33 925	737	6 779	944
	SHIPMENT WEIGHT UNKNOWN . . . . .	222 844	15 876	20	28	139 419	5 423	14 040	1 947
2411	PRIMARY FOREST AND WOOD RAW MATERIALS *	295 722	17 274	17	30	208 592	8 062	23 536	3 212
	UNDER 500 POUNDS . . . . .	2	(Z)	85	98	1	(Z)	(Z)	(Z)
	500 TO 999 POUNDS . . . . .	4	(Z)	83	73	1	(Z)	3	(Z)
	1,000 TO 4,999 POUNDS . . . . .	59	1	63	50	57	(Z)	1	(Z)
	5,000 TO 9,999 POUNDS . . . . .	26	1	80	83	23	1	2	(Z)
	10,000 TO 19,999 POUNDS . . . . .	1 017	11	79	54	1 002	10	14	2
	20,000 TO 29,999 POUNDS . . . . .	87	7	72	82	57	2	25	3
	30,000 TO 59,999 POUNDS . . . . .	8 422	1 106	49	52	5 467	343	1 055	118
	60,000 TO 89,999 POUNDS . . . . .	1 354	104	56	66	1 142	51	139	19
	90,000 POUNDS AND OVER . . . . .	35 550	1 916	16	44	29 523	625	3 869	521
	SHIPMENT WEIGHT UNKNOWN . . . . .	249 201	14 128	21	37	171 318	7 031	18 427	2 550
24111	SAWLOGS . . . . .	130 386	8 734	21	54	103 181	3 053	11 242	1 616
	UNDER 500 POUNDS . . . . .	(Z)	(Z)	74	84	(Z)	(Z)	(Z)	(Z)
	500 TO 999 POUNDS . . . . .	(Z)	(Z)	100	100	(Z)	(Z)	-	-
	1,000 TO 4,999 POUNDS . . . . .	1	(Z)	39	43	(Z)	(Z)	1	(Z)
	5,000 TO 9,999 POUNDS . . . . .	8	(Z)	42	30	(Z)	(Z)	2	(Z)
	10,000 TO 19,999 POUNDS . . . . .	1	1	23	27	6	(Z)	6	1
	20,000 TO 29,999 POUNDS . . . . .	11	1	39	28	1	1	5	1
	30,000 TO 59,999 POUNDS . . . . .	2 793	681	57	87	905	50	10	1
	60,000 TO 89,999 POUNDS . . . . .	255	46	70	92	72	2	114	15
	90,000 POUNDS AND OVER . . . . .	20 308	543	6	6	19 191	402	1 072	120
	SHIPMENT WEIGHT UNKNOWN . . . . .	106 978	7 460	26	61	82 974	2 597	10 032	1 478
24114	PULPWOOD LOGS . . . . .	24 961	2 278	39	39	16 338	768	4 605	595
	UNDER 500 POUNDS . . . . .	1	(Z)	100	100	1	(Z)	-	-
	1,000 TO 4,999 POUNDS . . . . .	42	(Z)	100	89	42	(Z)	-	-
	5,000 TO 9,999 POUNDS . . . . .	512	2	100	100	512	2	-	-
	10,000 TO 19,999 POUNDS . . . . .	1	(Z)	100	100	1	(Z)	-	-
	20,000 TO 29,999 POUNDS . . . . .	7	(Z)	41	45	7	(Z)	-	-
	30,000 TO 59,999 POUNDS . . . . .	2 413	338	90	96	202	9	2 212	330
	90,000 POUNDS AND OVER . . . . .	21 985	1 938	45	43	15 573	757	2 393	266

<sup>1</sup>Due to the estimation and benchmarking procedures, lower level data do not necessarily add to higher aggregate totals. (See appendix D for further explanation.) The largest difference occurs in Lumber and Wood Products, major group 24, where the estimated tons for group 24 is approximately 12 percent lower than the sum of the 3-digit groups. This results from a low response rate in group 241, Logging Camps and Contractors (56 percent compared to over 80 percent for the CTS as a whole) which caused substantial distortion in the estimation procedure. In making state estimates for group 24, if group 241 was missing, data from the other 3-digit groups within group 24 were used to represent group 241. Since the other 3-digit groups have a much lower weight/value relationship than group 241, total tons for group 24 tends to be understated. As explained in appendix D, the division and U.S. 2-digit estimates are derived from the state 2-digit estimates, just as division and U.S. 3-digit estimates are derived from the state 3-digit estimates. As a consequence, the division and U.S. estimates for group 24 have a lower pounds per unit value relationship (therefore, a lower total tons) than the sum of the 3-digit estimates.

TONS (THOUSANDS) AND TON-MILES (MILLIONS) BY DISTANCE OF SHIPMENT--CON.

200 TO 299 MILES		300 TO 499 MILES		500 TO 999 MILES		1,000 TO 1,499 MILES		1,500 MILES AND OVER		MILEAGE UNKNOWN	TCC CODE AND WT.
TONS	TON-MILES	TONS	TON-MILES	TONS	TON-MILES	TONS	TON-MILES	TONS	TON-MILES	TONS	
2	1	16	7	6	4	1	1	4	7	-	23961
7	2	7	3	8	4	-	-	1	3	-	10-20
-	-	8	3	6	4	-	-	4	8	-	20-30
-	-	-	-	3	2	-	-	-	-	-	30-60
1	(Z)	2	1	6	4	1	1	1	3	29	60-90
-	-	-	-	-	-	-	-	-	-	-	UK
23	6	70	30	74	51	7	8	34	67	1	2399
3	1	4	1	7	5	1	1	4	8	-	0-.5
(Z)	(Z)	1	1	2	2	(Z)	1	1	1	-	.5-1
2	1	5	2	4	3	(Z)	(Z)	8	16	-	1-5
3	1	4	2	2	1	1	1	5	9	-	5-10
2	(Z)	10	4	11	7	(Z)	(Z)	4	8	-	10-20
2	(Z)	9	4	9	6	2	2	4	8	-	20-30
9	2	32	13	29	21	-	-	3	7	-	30-60
2	1	6	3	10	6	-	-	4	10	-	90+
-	-	-	-	-	-	2	3	-	-	1	UK
6	2	1	1	1	(Z)	-	-	1	2	-	23991
(Z)	(Z)	1	(Z)	(Z)	(Z)	-	-	1	2	-	0-.5
(Z)	(Z)	-	-	(Z)	(Z)	-	-	-	-	-	.5-1
1	(Z)	(Z)	(Z)	(Z)	(Z)	-	-	(Z)	1	-	1-5
1	(Z)	-	-	-	-	-	-	-	-	-	5-10
4	1	-	-	-	-	-	-	-	-	-	30-60
-	-	-	-	-	-	-	-	-	-	-	-
1	(Z)	1	(Z)	2	1	1	1	1	2	(Z)	23993
(Z)	(Z)	(Z)	(Z)	1	(Z)	(Z)	(Z)	(Z)	1	-	0-.5
-	-	(Z)	(Z)	(Z)	(Z)	(Z)	(Z)	1	1	-	.5-1
1	(Z)	(Z)	(Z)	(Z)	(Z)	-	-	-	-	-	1-5
-	-	(Z)	(Z)	(Z)	(Z)	-	-	-	-	-	5-10
-	-	(Z)	(Z)	(Z)	(Z)	-	-	-	-	-	10-20
-	-	-	-	-	-	1	1	-	-	-	20-30
-	-	-	-	-	-	-	-	-	-	(Z)	UK
1	(Z)	(Z)	(Z)	1	(Z)	(Z)	(Z)	(Z)	(Z)	-	23994
(Z)	(Z)	(Z)	(Z)	(Z)	(Z)	-	-	(Z)	(Z)	-	0-.5
(Z)	(Z)	(Z)	(Z)	(Z)	(Z)	(Z)	(Z)	(Z)	(Z)	-	1-5
-	-	(Z)	(Z)	(Z)	(Z)	(Z)	(Z)	(Z)	(Z)	-	5-10
(Z)	(Z)	-	-	(Z)	(Z)	(Z)	(Z)	-	-	-	10-20
(Z)	(Z)	-	-	-	-	-	-	-	-	-	20-30
(Z)	(Z)	(Z)	(Z)	(Z)	(Z)	(Z)	(Z)	(Z)	(Z)	-	UK
15	3	68	29	71	49	5	6	32	63	1	23999
2	1	3	1	6	4	1	1	3	6	-	0-.5
(Z)	(Z)	1	1	2	1	(Z)	(Z)	(Z)	(Z)	-	.5-1
1	(Z)	4	2	4	2	(Z)	(Z)	8	15	-	1-5
2	(Z)	4	2	1	1	1	1	5	9	-	5-10
2	(Z)	4	4	10	6	-	-	4	8	-	10-20
2	(Z)	9	4	9	6	-	-	4	8	-	20-30
5	1	32	13	29	21	1	1	3	7	-	30-60
-	-	-	-	-	-	-	-	-	-	-	90+
2	1	6	3	9	6	2	2	4	9	1	UK
17 309	4 119	21 046	7 608	17 027	11 898	4 120	5 270	8 324	16 645	50 194	24
19	5	25	10	40	28	8	10	13	27	1	0-.5
25	6	14	5	30	20	4	4	3	7	-	.5-1
69	17	114	45	96	68	36	41	25	50	(Z)	1-5
122	31	130	51	128	89	26	31	20	39	-	5-10
558	133	408	157	283	192	52	64	72	160	-	10-20
607	148	538	206	394	276	48	56	110	242	(Z)	20-30
5 712	1 390	5 036	1 875	3 752	2 476	704	847	1 042	1 960	14	30-60
967	249	1 117	447	1 809	1 317	1 150	1 499	2 646	5 266	-	60-90
2 035	485	4 801	1 788	8 944	6 346	1 448	1 887	3 431	6 979	11	90+
7 195	1 655	8 863	3 024	1 552	1 085	646	830	962	1 913	50 167	UK
8 971	2 055	11 484	3 840	35	22	13	17	32	66	43 059	2411
-	-	(Z)	(Z)	-	-	-	-	-	-	-	0-.5
(Z)	(Z)	1	(Z)	-	-	-	-	-	-	-	.5-1
-	-	(Z)	(Z)	-	-	-	-	-	-	-	1-5
-	-	(Z)	(Z)	-	-	-	-	-	-	-	5-10
4	1	(Z)	(Z)	-	-	-	-	-	-	-	10-20
28	7	1 861	625	8	6	1	1	3	5	-	20-30
23	6	23	10	24	14	2	2	1	2	-	30-60
33	7	2 085	692	1	1	10	14	27	57	-	60-90
8 883	2 034	7 513	2 512	-	-	-	-	(Z)	1	43 059	UK
4 406	974	9 156	3 063	25	14	10	14	-	-	2 367	24111
-	-	-	-	-	-	-	-	-	-	-	0-.5
-	-	-	-	-	-	-	-	-	-	-	.5-1
-	-	-	-	-	-	-	-	-	-	-	1-5
-	-	(Z)	(Z)	-	-	-	-	-	-	-	5-10
-	-	(Z)	(Z)	-	-	-	-	-	-	-	10-20
17	5	1 861	625	-	-	-	-	-	-	-	20-30
23	6	23	10	23	13	-	-	-	-	-	30-60
33	7	-	-	1	1	10	14	-	-	-	60-90
4 333	957	7 271	2 428	-	-	-	-	-	-	2 367	UK
3 763	906	27	9	-	-	-	-	-	-	229	24114
(Z)	(Z)	-	-	-	-	-	-	-	-	-	0-.5
-	-	-	-	-	-	-	-	-	-	-	1-5
-	-	-	-	-	-	-	-	-	-	-	10-20
-	-	-	-	-	-	-	-	-	-	-	20-30
-	-	-	-	-	-	-	-	-	-	-	30-60
-	-	-	-	-	-	-	-	-	-	-	90+
3 763	906	27	9	-	-	-	-	-	-	229	UK

BUREAU OF ECONOMIC ANALYSIS



TABLE 3. SHIPMENTS BY MANUFACTURING ESTABLISHMENTS--COMMODITIES AND WEIGHT OF SHIPMENT BY DISTANCE SHIPPED: 1977--CON.

TCC CODE	COMMODITY AND WEIGHT OF SHIPMENT	ALL SHIPMENTS				TONS (THOUSANDS) AND TON-MILES (MILLIONS) BY DISTANCE OF SHIPMENT			
		TONS (THOU- SANDS) (A)	TON-MILES (MIL- LIONS) (B)	STANDARD ERROR (PERCENT) FOR COLUMNS--		UNDER 100 MILES		100 TO 199 MILES	
				(A)	(B)	TONS	TON- MILES	TONS	TON- MILES
24115	PULPWOOD AND OTHER WOOD CHIPS.	122 698	5 067	30	43	74 730	3 549	4 501	542
	UNDER 500 POUNDS	1	(Z)	98	100	1	(Z)	(Z)	(Z)
	500 TO 999 POUNDS	1	(Z)	100	100	1	(Z)	-	-
	1,000 TO 4,999 POUNDS	15	1	84	67	14	(Z)	(Z)	(Z)
	5,000 TO 9,999 POUNDS	8	(Z)	62	71	7	(Z)	1	(Z)
	10,000 TO 19,999 POUNDS	22	(Z)	61	61	22	(Z)	-	-
	20,000 TO 29,999 POUNDS	23	2	44	61	19	1	-	-
	30,000 TO 59,999 POUNDS	1 466	145	38	32	548	36	901	101
	60,000 TO 89,999 POUNDS	1 084	52	60	66	1 059	48	25	4
	90,000 POUNDS AND OVER	10 274	999	45	75	7 589	184	584	71
	SHIPMENT WEIGHT UNKNOWN	109 804	3 867	34	54	65 470	3 279	2 990	366
24117	FUELWOOD AND COROWOOD.	4 361	140	35	61	3 501	49	859	90
	UNDER 500 POUNDS	3	(Z)	100	100	-	-	3	(Z)
	500 TO 999 POUNDS	(Z)	(Z)	69	67	(Z)	(Z)	-	-
	1,000 TO 4,999 POUNDS	460	7	100	100	460	7	-	-
	10,000 TO 19,999 POUNDS	3	1	57	97	2	(Z)	-	-
	20,000 TO 29,999 POUNDS	3	1	89	86	2	(Z)	-	-
	30,000 TO 59,999 POUNDS	262	4	89	86	4	1	(Z)	-
	60,000 TO 89,999 POUNDS	(Z)	(Z)	100	100	(Z)	(Z)	-	-
	90,000 POUNDS AND OVER	2 494	28	48	28	2 494	28	-	-
	SHIPMENT WEIGHT UNKNOWN	1 139	99	70	83	283	9	856	90
24119	PRIMARY FOREST AND WOOD RAW MATERIALS, NEC	441	40	66	48	407	23	23	3
	UNDER 500 POUNDS	(Z)	(Z)	100	100	(Z)	(Z)	-	-
	500 TO 999 POUNDS	(Z)	(Z)	100	100	(Z)	(Z)	-	-
	1,000 TO 4,999 POUNDS	(Z)	(Z)	38	37	(Z)	(Z)	-	-
	10,000 TO 19,999 POUNDS	8	1	100	100	-	-	8	1
	20,000 TO 29,999 POUNDS	5	(Z)	92	71	5	(Z)	-	-
	30,000 TO 59,999 POUNDS	261	25	93	70	241	16	15	2
	60,000 TO 89,999 POUNDS	4	6	46	50	-	-	-	-
	90,000 POUNDS AND OVER	24	1	94	85	22	(Z)	-	-
	SHIPMENT WEIGHT UNKNOWN	139	7	100	100	139	7	-	-
242	SAWMILL AND PLANING MILL PRODUCTS.	60 707	22 716	14	18	21 236	805	10 112	1 478
	UNDER 500 POUNDS	35	2	76	51	30	(Z)	1	(Z)
	500 TO 999 POUNDS	29	3	81	45	26	(Z)	(Z)	(Z)
	1,000 TO 4,999 POUNDS	181	25	62	34	138	3	15	2
	5,000 TO 9,999 POUNDS	674	63	63	27	560	12	24	3
	10,000 TO 19,999 POUNDS	1 701	198	70	50	1 124	38	312	47
	20,000 TO 29,999 POUNDS	1 035	125	36	43	551	21	218	34
	30,000 TO 59,999 POUNDS	20 634	5 189	21	19	7 375	330	5 329	804
	60,000 TO 89,999 POUNDS	7 446	5 931	35	23	1 632	72	1 036	154
	90,000 POUNDS AND OVER	12 937	7 741	33	36	3 037	88	1 063	151
	SHIPMENT WEIGHT UNKNOWN	16 035	3 368	25	31	6 762	239	2 116	283
2421	LUMBER AND DIMENSION STOCK	62 420	22 594	14	19	23 294	701	10 085	1 477
	UNDER 500 POUNDS	34	2	80	52	29	(Z)	1	(Z)
	500 TO 999 POUNDS	28	3	81	45	25	(Z)	(Z)	(Z)
	1,000 TO 4,999 POUNDS	179	29	62	34	134	3	13	2
	5,000 TO 9,999 POUNDS	736	66	64	27	627	14	21	3
	10,000 TO 19,999 POUNDS	1 360	201	41	44	799	44	298	45
	20,000 TO 29,999 POUNDS	1 002	197	36	44	529	20	199	31
	30,000 TO 59,999 POUNDS	21 363	5 012	21	21	8 523	391	5 283	797
	60,000 TO 89,999 POUNDS	7 139	5 778	37	24	1 425	66	1 045	156
	90,000 POUNDS AND OVER	12 864	8 084	36	37	2 404	56	1 175	168
	SHIPMENT WEIGHT UNKNOWN	17 715	3 222	27	33	8 799	105	2 049	275
24211	LUMBER, SOFTWOOD FLOORING, AND CUT-STOCK	51 143	20 916	16	20	18 171	471	8 632	1 284
	UNDER 500 POUNDS	27	1	92	94	26	(Z)	(Z)	(Z)
	500 TO 999 POUNDS	23	1	87	77	22	(Z)	(Z)	(Z)
	1,000 TO 4,999 POUNDS	126	5	75	52	118	3	6	1
	5,000 TO 9,999 POUNDS	650	32	72	32	602	13	13	2
	10,000 TO 19,999 POUNDS	943	141	45	50	467	18	268	41
	20,000 TO 29,999 POUNDS	788	123	45	63	452	18	165	26
	30,000 TO 59,999 POUNDS	15 976	4 252	22	21	5 004	221	4 402	679
	60,000 TO 89,999 POUNDS	6 445	5 614	36	25	1 112	58	886	133
	90,000 POUNDS AND OVER	11 506	7 690	40	38	1 838	47	1 080	154
	SHIPMENT WEIGHT UNKNOWN	14 659	3 056	31	36	8 530	93	1 810	247
24212	SAWED TIES (RAILROAD, MINE, ETC.)	3 121	29	73	42	587	10	165	17
	UNDER 500 POUNDS	2	(Z)	57	88	2	(Z)	-	-
	500 TO 999 POUNDS	3	(Z)	100	100	3	(Z)	-	-
	1,000 TO 4,999 POUNDS	1	(Z)	100	100	-	-	1	(Z)
	5,000 TO 9,999 POUNDS	19	2	63	62	7	(Z)	12	1
	10,000 TO 19,999 POUNDS	23	2	83	45	15	(Z)	3	1
	20,000 TO 29,999 POUNDS	560	9	67	57	560	9	-	-
	30,000 TO 59,999 POUNDS	2 514	15	96	96	1	(Z)	149	15
24214	HARDWOOD DIMENSION STOCK AND FURNITURE PARTS	4 130	439	34	49	3 386	165	364	51
	UNDER 500 POUNDS	1	(Z)	30	52	(Z)	(Z)	(Z)	(Z)
	500 TO 999 POUNDS	2	(Z)	30	48	1	(Z)	(Z)	(Z)
	1,000 TO 4,999 POUNDS	20	5	24	31	9	(Z)	3	1
	5,000 TO 9,999 POUNDS	36	7	28	52	17	(Z)	5	1
	10,000 TO 19,999 POUNDS	324	40	38	56	282	24	12	2
	20,000 TO 29,999 POUNDS	147	55	40	72	48	1	25	4
	30,000 TO 59,999 POUNDS	3 163	283	47	53	2 796	135	171	23
	60,000 TO 89,999 POUNDS	162	15	91	70	82	1	76	11
	90,000 POUNDS AND OVER	37	14	46	62	-	-	9	1
	SHIPMENT WEIGHT UNKNOWN	237	18	81	84	151	3	61	9
24215	HARDWOOD FLOORING.	287	184	39	31	40	2	21	3
	UNDER 500 POUNDS	(Z)	(Z)	77	93	(Z)	(Z)	-	-
	500 TO 999 POUNDS	(Z)	(Z)	46	36	(Z)	(Z)	(Z)	(Z)
	1,000 TO 4,999 POUNDS	5	3	52	79	1	(Z)	(Z)	(Z)
	5,000 TO 9,999 POUNDS	5	2	41	50	2	(Z)	1	(Z)
	10,000 TO 19,999 POUNDS	20	7	57	72	3	(Z)	4	1
	20,000 TO 29,999 POUNDS	34	15	46	53	3	(Z)	8	1

TONS (THOUSANDS) AND TON-MILES (MILLIONS) BY DISTANCE OF SHIPMENT--CON.

200 TO 299 MILES		300 TO 499 MILES		500 TO 999 MILES		1,000 TO 1,499 MILES		1,500 MILES AND OVER		MILEAGE UNKNOWN	TCC CODE AND WT.
TONS	TON-MILES	TONS	TON-MILES	TONS	TON-MILES	TONS	TON-MILES	TONS	TON-MILES	TONS	
681	150	2 289	762	6	5	-	-	28	58	40 463	24115
-	-	-	-	-	-	-	-	-	-	-	0-.5
-	-	-	-	-	-	-	-	-	-	-	.5-1
-	-	1	(Z)	-	-	-	-	-	-	-	1-5
-	-	-	-	-	-	-	-	-	-	-	5-10
4	1	-	-	-	-	-	-	-	-	-	10-20
11	3	-	-	6	5	-	-	-	-	-	20-30
-	-	-	-	-	-	-	-	-	-	-	30-60
-	-	-	-	-	-	-	-	-	-	-	60-90
666	146	2 073	687	-	-	-	-	27	57	40 463	90+
-	-	215	75	-	-	-	-	(Z)	1	-	UK
-	-	-	-	1	1	-	-	-	-	-	24117
-	-	-	-	-	-	-	-	-	-	-	.5-1
-	-	-	-	-	-	-	-	-	-	-	1-5
-	-	-	-	1	1	-	-	-	-	-	10-20
-	-	-	-	-	-	-	-	-	-	-	20-30
-	-	-	-	-	-	-	-	-	-	-	30-60
-	-	-	-	-	-	-	-	-	-	-	60-90
-	-	-	-	-	-	-	-	-	-	-	90+
-	-	-	-	-	-	-	-	-	-	-	UK
-	-	2	1	3	2	3	4	4	8	-	24119
-	-	-	-	-	-	-	-	-	-	-	0-.5
-	-	-	-	-	-	-	-	-	-	-	.5-1
-	-	-	-	-	-	-	-	-	-	-	1-5
-	-	-	-	-	-	-	-	-	-	-	10-20
-	-	(Z)	(Z)	-	-	-	-	-	-	-	20-30
-	-	-	-	2	1	1	1	3	5	-	30-60
-	-	-	-	1	1	2	2	1	2	-	60-90
-	-	2	1	-	-	-	-	-	-	-	90+
-	-	-	-	-	-	-	-	-	-	-	UK
5 994	1 453	4 422	1 697	8 740	6 139	2 293	2 997	4 208	8 146	3 702	242
2	1	1	(Z)	1	1	(Z)	(Z)	(Z)	(Z)	-	0-.5
(Z)	(Z)	1	(Z)	1	1	-	-	1	1	-	.5-1
3	1	10	4	12	10	1	1	2	5	(Z)	1-5
27	7	22	9	35	24	2	2	4	6	-	5-10
141	33	46	17	68	44	3	4	7	13	-	10-20
100	25	52	20	91	59	16	19	9	17	-	20-30
3 419	828	1 910	727	1 736	1 140	349	427	516	933	-	30-60
566	147	548	220	1 015	762	909	1 188	1 740	3 388	-	60-90
1 017	230	978	388	4 907	3 496	652	871	1 284	2 516	-	90+
720	181	854	312	873	603	362	484	646	1 266	3 701	UK
5 704	1 375	4 411	1 694	8 897	6 263	2 218	2 907	4 221	8 178	3 590	2421
2	1	1	(Z)	1	1	(Z)	(Z)	(Z)	(Z)	-	0-.5
(Z)	(Z)	1	(Z)	1	1	-	-	1	1	-	.5-1
3	1	10	4	13	11	2	3	3	7	-	1-5
25	6	21	8	36	25	3	3	3	6	-	5-10
139	33	46	17	69	45	3	3	6	13	-	10-20
100	25	46	18	100	64	19	23	8	16	-	20-30
3 317	801	1 868	710	1 563	1 019	289	361	519	934	-	30-60
589	154	525	212	987	741	864	1 131	1 704	3 318	-	60-90
982	220	1 039	412	5 288	3 742	637	854	1 339	2 633	-	90+
546	135	853	313	839	614	401	529	636	1 250	3 590	UK
4 899	1 192	4 049	1 545	8 000	5 698	2 041	2 696	4 139	8 029	1 213	24211
1	(Z)	-	-	(Z)	(Z)	-	-	-	-	-	0-.5
(Z)	(Z)	(Z)	(Z)	(Z)	(Z)	-	-	(Z)	(Z)	-	.5-1
(Z)	(Z)	1	1	1	1	(Z)	(Z)	(Z)	1	-	1-5
11	3	16	6	5	3	1	1	3	5	-	5-10
133	31	25	9	41	26	3	3	6	13	-	10-20
75	18	27	10	57	33	7	9	4	8	-	20-30
2 945	719	1 617	606	1 264	824	247	308	498	895	-	30-60
445	119	522	211	970	728	829	1 089	1 680	3 277	-	60-90
762	171	1 032	409	4 874	3 503	596	808	1 323	2 599	-	90+
527	131	808	295	787	581	359	478	625	1 231	1 213	UK
3	1	-	-	1	1	-	-	-	-	2 364	24212
-	-	-	-	-	-	-	-	-	-	-	5-10
-	-	-	-	-	-	-	-	-	-	-	10-20
-	-	-	-	-	-	-	-	-	-	-	20-30
-	-	-	-	-	-	-	-	-	-	-	30-60
3	1	-	-	1	1	-	-	-	-	-	60-90
-	-	-	-	-	-	-	-	-	-	-	90+
-	-	-	-	-	-	-	-	-	-	2 364	UK
95	23	117	44	106	81	29	35	22	39	10	24214
(Z)	(Z)	(Z)	(Z)	(Z)	(Z)	(Z)	(Z)	(Z)	(Z)	-	0-.5
(Z)	(Z)	(Z)	(Z)	(Z)	(Z)	-	-	(Z)	(Z)	-	.5-1
3	1	2	1	2	1	1	1	(Z)	(Z)	-	1-5
6	2	3	1	4	3	-	-	(Z)	(Z)	-	5-10
6	1	12	5	11	8	-	-	-	-	-	10-20
20	5	15	6	25	20	9	11	5	8	-	20-30
44	11	71	25	47	37	19	23	16	29	-	30-60
-	-	3	1	(Z)	(Z)	-	-	1	2	-	60-90
8	2	6	2	14	9	-	-	-	-	-	90+
7	2	6	2	2	1	(Z)	(Z)	(Z)	(Z)	10	UK
24	6	48	21	83	54	37	46	30	52	4	24215
(Z)	(Z)	(Z)	(Z)	(Z)	(Z)	(Z)	(Z)	-	-	-	0-.5
(Z)	(Z)	(Z)	(Z)	(Z)	(Z)	-	-	-	-	-	.5-1
(Z)	(Z)	1	-	(Z)	(Z)	1	2	1	1	-	1-5
(Z)	(Z)	6	3	7	4	-	-	(Z)	1	-	5-10
5	1	1	(Z)	15	9	3	3	-	-	-	10-20
-	-	-	-	-	-	-	-	-	-	-	20-30

BUREAU OF THE CENSUS LIBRARY

TABLE 3. SHIPMENTS BY MANUFACTURING ESTABLISHMENTS--COMMODITIES AND WEIGHT OF SHIPMENT BY DISTANCE SHIPPED: 1977--CON.

TCC CODE	COMMODITY AND WEIGHT OF SHIPMENT	ALL SHIPMENTS				TONS (THOUSANDS) AND TON-MILES (MILLIONS) BY DISTANCE OF SHIPMENT			
		TONS (THOU- SANDS) (A)	TON-MILES (MIL- LIONS) (B)	STANDARD ERROR (PERCENT) FOR COLUMNS--		UNDER 100 MILES		100 TO 199 MILES	
				(A)	(B)	TONS	TON- MILES	TONS	TON- MILES
24215	HARDWOOD FLOORING. . . . .								
	30,000 TO 59,999 POUNDS. . . . .	106	61	35	34	8	1	5	1
	60,000 TO 89,999 POUNDS. . . . .	30	46	56	59	-	-	-	-
	90,000 POUNDS AND OVER. . . . .	26	33	35	37	-	-	-	-
	SHIPMENT WEIGHT UNKNOWN. . . . .	60	16	75	89	21	(Z)	3	1
2429	MISCELLANEOUS SAWMILL AND PLANING MILL PRODUCTS. . . . .	4 076	820	41	20	3 010	143	114	15
	UNDER 500 POUNDS. . . . .	1	(Z)	75	66	1	(Z)	-	-
	500 TO 999 POUNDS. . . . .	(Z)	(Z)	36	40	(Z)	(Z)	-	-
	1,000 TO 4,999 POUNDS. . . . .	3	(Z)	25	37	2	(Z)	(Z)	(Z)
	5,000 TO 9,999 POUNDS. . . . .	16	1	45	26	14	8	2	(Z)
	10,000 TO 19,999 POUNDS. . . . .	555	11	96	94	551	4	1	(Z)
	20,000 TO 29,999 POUNDS. . . . .	9	4	28	35	4	(Z)	1	(Z)
	30,000 TO 59,999 POUNDS. . . . .	769	337	68	36	285	11	44	6
	60,000 TO 89,999 POUNDS. . . . .	397	183	55	35	209	7	42	5
	90,000 POUNDS AND OVER. . . . .	874	105	30	19	693	33	13	2
	SHIPMENT WEIGHT UNKNOWN. . . . .	1 452	179	45	34	1 252	83	11	2
24291	SHINGLES. . . . .	612	401	21	27	175	6	21	3
	UNDER 500 POUNDS. . . . .	(Z)	(Z)	69	67	(Z)	(Z)	-	-
	500 TO 999 POUNDS. . . . .	(Z)	(Z)	44	45	(Z)	(Z)	-	-
	1,000 TO 4,999 POUNDS. . . . .	1	(Z)	46	67	1	(Z)	(Z)	(Z)
	5,000 TO 9,999 POUNDS. . . . .	3	(Z)	37	44	3	(Z)	-	-
	10,000 TO 19,999 POUNDS. . . . .	5	2	36	39	2	(Z)	(Z)	(Z)
	20,000 TO 29,999 POUNDS. . . . .	5	3	37	44	1	(Z)	1	(Z)
	30,000 TO 59,999 POUNDS. . . . .	196	163	27	31	25	1	10	1
	60,000 TO 89,999 POUNDS. . . . .	110	141	30	39	6	(Z)	7	1
	90,000 POUNDS AND OVER. . . . .	32	33	32	25	7	(Z)	-	-
	SHIPMENT WEIGHT UNKNOWN. . . . .	261	59	45	31	130	4	2	(Z)
24292	COOPERAGE STOCK. . . . .	352	61	42	38	187	8	14	2
	1,000 TO 4,999 POUNDS. . . . .	(Z)	(Z)	100	100	(Z)	(Z)	-	-
	20,000 TO 29,999 POUNDS. . . . .	1	(Z)	100	100	1	(Z)	-	-
	30,000 TO 59,999 POUNDS. . . . .	185	52	56	48	30	2	14	2
	60,000 TO 89,999 POUNDS. . . . .	6	3	95	99	(Z)	(Z)	-	-
	SHIPMENT WEIGHT UNKNOWN. . . . .	160	6	68	81	156	5	-	-
24293	SHAVINGS AND SAWDUST. . . . .	2 808	231	48	44	2 595	126	18	3
	UNDER 500 POUNDS. . . . .	(Z)	(Z)	74	90	(Z)	(Z)	-	-
	500 TO 999 POUNDS. . . . .	(Z)	(Z)	72	100	(Z)	(Z)	-	-
	1,000 TO 4,999 POUNDS. . . . .	1	(Z)	38	58	1	(Z)	-	-
	5,000 TO 9,999 POUNDS. . . . .	7	(Z)	59	39	7	(Z)	-	-
	10,000 TO 19,999 POUNDS. . . . .	545	8	97	99	545	8	-	-
	20,000 TO 29,999 POUNDS. . . . .	3	(Z)	44	53	1	(Z)	(Z)	(Z)
	30,000 TO 59,999 POUNDS. . . . .	342	93	82	73	212	8	7	1
	60,000 TO 89,999 POUNDS. . . . .	195	6	91	74	192	5	3	(Z)
	90,000 POUNDS AND OVER. . . . .	742	48	33	31	675	32	-	-
	SHIPMENT WEIGHT UNKNOWN. . . . .	972	76	61	74	961	73	8	1
24299	SAWMILL AND PLANING MILL PRODUCTS, NEC. . . . .	245	89	24	42	47	2	60	7
	UNDER 500 POUNDS. . . . .	1	(Z)	100	100	1	(Z)	-	-
	1,000 TO 4,999 POUNDS. . . . .	(Z)	(Z)	100	100	-	-	(Z)	(Z)
	5,000 TO 9,999 POUNDS. . . . .	6	1	29	49	3	(Z)	1	(Z)
	10,000 TO 19,999 POUNDS. . . . .	5	1	56	77	3	(Z)	2	(Z)
	20,000 TO 29,999 POUNDS. . . . .	1	(Z)	100	100	-	-	-	-
	30,000 TO 59,999 POUNDS. . . . .	46	28	56	68	18	1	12	2
	60,000 TO 89,999 POUNDS. . . . .	86	34	19	34	11	1	31	4
	90,000 POUNDS AND OVER. . . . .	100	25	41	46	11	1	13	2
	SHIPMENT WEIGHT UNKNOWN. . . . .	(Z)	(Z)	100	100	(Z)	(Z)	-	-
243	MILLWORK, PLYWOOD, AND PREFABRICATED WOOD PRODUCTS. . . . .	26 258	11 803	11	11	8 984	379	4 496	628
	UNDER 500 POUNDS. . . . .	243	43	19	23	141	5	48	7
	500 TO 999 POUNDS. . . . .	226	29	25	18	164	4	19	3
	1,000 TO 4,999 POUNDS. . . . .	783	141	19	13	510	10	82	11
	5,000 TO 9,999 POUNDS. . . . .	658	157	14	15	295	8	143	20
	10,000 TO 19,999 POUNDS. . . . .	1 502	487	14	16	403	18	374	54
	20,000 TO 29,999 POUNDS. . . . .	1 678	481	13	12	520	22	351	51
	30,000 TO 59,999 POUNDS. . . . .	9 073	2 351	20	14	4 170	204	2 025	278
	60,000 TO 89,999 POUNDS. . . . .	2 296	2 267	17	18	282	11	276	37
	90,000 POUNDS AND OVER. . . . .	6 095	4 867	19	18	388	16	839	119
	SHIPMENT WEIGHT UNKNOWN. . . . .	3 704	982	19	44	2 111	80	341	47
2431	MILLWORK. . . . .	2 968	1 987	15	28	770	27	378	53
	UNDER 500 POUNDS. . . . .	185	27	26	39	116	4	38	5
	500 TO 999 POUNDS. . . . .	96	16	34	22	68	3	8	1
	1,000 TO 4,999 POUNDS. . . . .	220	66	31	20	113	3	29	4
	5,000 TO 9,999 POUNDS. . . . .	139	55	35	24	19	1	45	6
	10,000 TO 19,999 POUNDS. . . . .	259	164	24	32	36	1	52	7
	20,000 TO 29,999 POUNDS. . . . .	236	148	21	23	49	2	18	3
	30,000 TO 59,999 POUNDS. . . . .	854	636	23	28	128	7	100	14
	60,000 TO 89,999 POUNDS. . . . .	222	308	37	46	7	1	36	5
	90,000 POUNDS AND OVER. . . . .	166	188	56	65	4	(Z)	13	2
	SHIPMENT WEIGHT UNKNOWN. . . . .	592	380	43	82	230	5	39	6
24311	WINDOW UNITS, WOOD. . . . .	295	156	12	10	43	2	22	3
	UNDER 500 POUNDS. . . . .	11	1	83	23	9	(Z)	1	(Z)
	500 TO 999 POUNDS. . . . .	5	2	28	26	(Z)	(Z)	1	(Z)
	1,000 TO 4,999 POUNDS. . . . .	16	5	66	30	4	(Z)	2	(Z)
	5,000 TO 9,999 POUNDS. . . . .	18	6	50	51	3	(Z)	4	1
	10,000 TO 19,999 POUNDS. . . . .	69	35	12	17	(Z)	(Z)	8	1
	20,000 TO 29,999 POUNDS. . . . .	78	60	12	12	(Z)	(Z)	-	-
	30,000 TO 59,999 POUNDS. . . . .	63	46	18	29	4	(Z)	4	1
	60,000 TO 89,999 POUNDS. . . . .	4	(Z)	46	46	4	(Z)	-	-
	SHIPMENT WEIGHT UNKNOWN. . . . .	31	1	73	98	18	1	1	(Z)
24312	WINDOW SASH, WOOD. . . . .	65	13	45	80	30	2	16	2
	UNDER 500 POUNDS. . . . .	32	4	68	51	17	1	12	2



TONS (THOUSANDS) AND TON-MILES (MILLIONS) BY DISTANCE OF SHIPMENT--CON.

200 TO 299 MILES		300 TO 499 MILES		500 TO 999 MILES		1,000 TO 1,499 MILES		1,500 MILES AND OVER		MILEAGE UNKNOWN	TCC CODE AND WT.
TONS	TON-MILES	TONS	TON-MILES	TONS	TON-MILES	TONS	TON-MILES	TONS	TON-MILES	TONS	
11	3	28	12	41	28	6	7	6	10	-	24215
-	-	-	-	2	2	10	13	18	31	-	30-60
-	-	-	-	4	3	17	21	5	9	-	60-90
8	2	12	6	12	7	-	-	-	-	4	90+ UK
260	68	124	50	299	212	132	157	94	177	44	2429
-	-	-	-	-	-	-	-	-	-	-	0-.5
-	-	-	-	-	-	-	-	-	-	-	5-1
(Z)	(Z)	-	-	-	-	(Z)	(Z)	-	-	(Z)	1-5
1	(Z)	-	-	1	(Z)	(Z)	(Z)	-	-	-	5-10
-	-	-	-	1	1	1	1	1	1	-	10-20
99	27	52	24	186	130	68	77	35	62	-	20-30
-	-	35	13	28	21	40	51	44	86	-	30-60
117	28	16	5	24	18	5	7	6	13	-	60-90
44	13	19	8	57	40	18	21	8	14	43	90+ UK
47	14	6	2	134	99	113	131	75	145	41	24291
-	-	-	-	-	-	-	-	-	-	-	0-.5
(Z)	(Z)	-	-	-	-	(Z)	(Z)	-	-	-	5-1
-	-	-	-	(Z)	(Z)	(Z)	(Z)	-	-	-	1-5
-	-	-	-	1	(Z)	1	1	1	1	-	5-10
-	-	(Z)	(Z)	2	1	(Z)	(Z)	(Z)	1	-	10-20
7	2	6	2	61	44	68	77	19	36	-	20-30
-	-	1	(Z)	23	17	29	36	44	86	-	30-60
-	-	-	-	14	12	5	7	6	13	-	60-90
40	12	-	-	34	24	10	11	4	8	41	90+ UK
91	25	52	24	4	2	-	-	-	-	3	24292
-	-	-	-	-	-	-	-	-	-	-	1-5
-	-	-	-	-	-	-	-	-	-	-	20-30
90	25	46	22	4	2	-	-	-	-	-	30-60
-	-	6	3	-	-	-	-	-	-	-	60-90
1	(Z)	-	-	-	-	-	-	-	-	3	90+ UK
68	16	2	1	124	86	-	-	-	-	(Z)	24293
-	-	-	-	-	-	-	-	-	-	-	0-.5
-	-	-	-	-	-	-	-	-	-	-	5-1
-	-	-	-	-	-	-	-	-	-	(Z)	1-5
-	-	-	-	-	-	-	-	-	-	-	5-10
-	-	1	(Z)	-	-	-	-	-	-	-	10-20
1	(Z)	(Z)	(Z)	122	84	-	-	-	-	-	20-30
-	-	-	-	-	-	-	-	-	-	-	30-60
67	16	-	-	-	-	-	-	-	-	-	60-90
-	-	(Z)	(Z)	2	2	-	-	-	-	-	90+ UK
50	12	44	15	17	10	11	16	16	26	-	24299
-	-	-	-	-	-	-	-	-	-	-	0-.5
-	-	-	-	-	-	-	-	-	-	-	1-5
1	(Z)	-	-	(Z)	(Z)	-	-	-	-	-	5-10
-	-	-	-	(Z)	(Z)	-	-	-	-	-	10-20
-	-	-	-	1	(Z)	-	-	-	-	-	20-30
-	-	-	-	-	-	-	-	16	26	-	30-60
50	12	28	10	5	4	11	16	-	-	-	60-90
-	-	16	5	10	5	-	-	-	-	-	90+ UK
-	-	-	-	-	-	-	-	-	-	-	UK
2 224	554	2 799	1 083	3 755	2 629	1 035	1 301	2 506	5 228	460	243
13	3	14	6	21	15	3	3	2	4	1	0-.5
17	4	8	3	15	9	2	3	1	2	-	5-1
53	13	48	18	62	43	13	16	15	28	-	1-5
66	16	65	25	63	45	17	20	11	22	-	5-10
239	58	257	98	148	103	25	30	56	126	1	10-20
350	88	237	90	155	116	23	26	41	88	(Z)	20-30
786	196	804	306	783	541	233	277	272	550	(Z)	30-60
169	43	201	78	443	317	200	262	726	1 519	-	60-90
416	105	964	387	1 918	1 331	469	600	1 101	2 309	-	90+ UK
116	29	200	72	146	109	50	64	282	580	458	UK
229	57	314	125	442	323	205	255	561	1 146	69	2431
9	2	5	2	15	10	1	2	1	1	1	0-.5
6	1	2	1	10	6	1	2	1	1	-	5-1
14	4	12	5	34	24	6	7	12	21	-	1-5
17	4	19	7	28	20	7	8	4	7	-	5-10
31	8	45	17	52	38	10	12	34	80	(Z)	10-20
20	5	26	12	90	74	14	16	18	38	(Z)	20-30
101	25	158	62	114	85	92	115	161	326	-	30-60
1	(Z)	12	5	17	12	24	30	125	255	-	60-90
10	3	-	-	44	25	39	49	56	109	-	90+ UK
20	5	37	15	38	29	11	14	150	307	68	UK
32	8	54	22	103	80	24	28	6	13	12	24311
1	(Z)	(Z)	(Z)	(Z)	(Z)	(Z)	(Z)	(Z)	(Z)	-	0-.5
1	(Z)	1	(Z)	(Z)	(Z)	(Z)	(Z)	1	-	-	5-1
3	1	5	2	2	1	1	1	-	-	-	1-5
4	1	2	(Z)	3	2	2	2	-	-	-	5-10
13	3	21	8	24	19	3	3	-	-	-	10-20
(Z)	(Z)	13	6	55	44	10	10	-	-	-	20-30
9	2	12	5	19	14	9	11	6	13	-	30-60
-	-	-	-	-	-	-	-	-	-	-	60-90
-	-	-	-	-	-	-	-	-	-	12	UK
3	1	1	(Z)	6	3	4	4	-	-	6	24312
2	1	(Z)	(Z)	(Z)	(Z)	(Z)	(Z)	-	-	-	0-.5

COMMODITY TRANSPORTATION SURVEY  
 LIBRARY OF THE U.S. DEPARTMENT OF COMMERCE

TABLE 3. SHIPMENTS BY MANUFACTURING ESTABLISHMENTS--COMMODITIES AND WEIGHT OF SHIPMENT BY DISTANCE SHIPPED: 1977--CON.

TCC CODE	COMMODITY AND WEIGHT OF SHIPMENT	ALL SHIPMENTS				TONS (THOUSANDS) AND TON-MILES (MILLIONS) BY DISTANCE OF SHIPMENT			
		TONS (THOU- SANDS) (A)	TON-MILES (MIL- LIONS) (B)	STANDARD ERROR (PERCENT) FOR COLUMNS--		UNDER 100 MILES		100 TO 199 MILES	
				(A)	(B)	TONS	TON- MILES	TONS	TON- MILES
24312	WINDOW SASH, WOOD. . . . .	16	2	63	46	13	1	3	(Z)
	500 TO 999 POUNDS. . . . .	1	(Z)	61	68	(Z)	(Z)	-	-
	1,000 TO 4,999 POUNDS. . . . .	1	1	100	100	-	-	-	-
	20,000 TO 29,999 POUNDS. . . . .	7	6	100	100	-	-	-	-
	30,000 TO 59,999 POUNDS. . . . .	7	(Z)	66	100	1	(Z)	(Z)	(Z)
	SHIPMENT WEIGHT UNKNOWN. . . . .	7	(Z)	66	100	1	(Z)	(Z)	(Z)
24313	WINDOW AND DOOR FRAMES AND JAMS, WOOD. . . . .	147	159	33	63	13	(Z)	19	3
	UNDER 500 POUNDS. . . . .	10	4	65	94	3	(Z)	(Z)	(Z)
	500 TO 999 POUNDS. . . . .	2	(Z)	48	59	1	(Z)	(Z)	(Z)
	1,000 TO 4,999 POUNDS. . . . .	4	1	48	46	3	(Z)	(Z)	(Z)
	5,000 TO 9,999 POUNDS. . . . .	5	3	46	66	(Z)	(Z)	(Z)	(Z)
	10,000 TO 19,999 POUNDS. . . . .	9	4	53	60	(Z)	(Z)	6	1
	20,000 TO 29,999 POUNDS. . . . .	11	4	57	47	(Z)	(Z)	2	(Z)
	30,000 TO 59,999 POUNDS. . . . .	33	41	53	89	2	(Z)	6	1
	60,000 TO 89,999 POUNDS. . . . .	36	71	83	95	-	-	3	(Z)
	SHIPMENT WEIGHT UNKNOWN. . . . .	36	30	58	79	3	(Z)	(Z)	(Z)
24314	DOORS AND SHUTTERS, WOOD. . . . .	1 320	598	31	29	434	14	239	34
	UNDER 500 POUNDS. . . . .	59	7	34	29	39	1	12	2
	500 TO 999 POUNDS. . . . .	48	6	57	30	37	1	4	1
	1,000 TO 4,999 POUNDS. . . . .	93	32	33	23	33	1	23	3
	5,000 TO 9,999 POUNDS. . . . .	88	36	50	39	5	(Z)	39	5
	10,000 TO 19,999 POUNDS. . . . .	141	104	44	56	32	1	22	3
	20,000 TO 29,999 POUNDS. . . . .	96	59	47	47	40	2	6	1
	30,000 TO 59,999 POUNDS. . . . .	468	292	38	32	94	5	63	10
	60,000 TO 89,999 POUNDS. . . . .	37	14	80	48	-	-	26	4
	90,000 POUNDS AND OVER. . . . .	71	30	100	100	4	(Z)	13	2
	SHIPMENT WEIGHT UNKNOWN. . . . .	220	18	44	83	150	2	30	4
24316	WOOD MOULDINGS. . . . .	839	931	39	50	116	4	68	9
	UNDER 500 POUNDS. . . . .	39	8	36	39	19	(Z)	8	1
	500 TO 999 POUNDS. . . . .	11	4	76	50	4	(Z)	-	-
	1,000 TO 4,999 POUNDS. . . . .	69	24	49	43	41	1	1	(Z)
	5,000 TO 9,999 POUNDS. . . . .	23	6	67	61	9	(Z)	1	(Z)
	10,000 TO 19,999 POUNDS. . . . .	38	18	54	62	3	(Z)	16	2
	20,000 TO 29,999 POUNDS. . . . .	38	20	52	61	2	(Z)	9	1
	30,000 TO 59,999 POUNDS. . . . .	223	211	52	61	28	2	26	3
	60,000 TO 89,999 POUNDS. . . . .	141	219	49	52	3	(Z)	6	1
	90,000 POUNDS AND OVER. . . . .	63	119	92	93	-	-	-	-
	SHIPMENT WEIGHT UNKNOWN. . . . .	195	302	85	95	7	(Z)	(Z)	(Z)
24319	HILLWORK, NEC. . . . .	303	130	30	43	133	5	15	2
	UNDER 500 POUNDS. . . . .	35	4	40	41	28	1	5	1
	500 TO 999 POUNDS. . . . .	15	2	80	73	13	(Z)	1	(Z)
	1,000 TO 4,999 POUNDS. . . . .	37	4	47	57	32	4	2	(Z)
	5,000 TO 9,999 POUNDS. . . . .	5	2	85	30	2	(Z)	(Z)	(Z)
	10,000 TO 19,999 POUNDS. . . . .	2	3	27	30	-	-	-	-
	20,000 TO 29,999 POUNDS. . . . .	10	5	74	38	7	(Z)	-	-
	30,000 TO 59,999 POUNDS. . . . .	59	39	23	22	-	-	-	-
	60,000 TO 89,999 POUNDS. . . . .	5	3	72	69	-	-	-	-
	90,000 POUNDS AND OVER. . . . .	32	39	100	100	-	-	-	-
	SHIPMENT WEIGHT UNKNOWN. . . . .	104	29	49	85	52	2	7	1
24321	VENEER AND PLYWOOD * . . . . .	16 001	8 094	16	15	5 203	257	2 641	357
	UNDER 500 POUNDS. . . . .	14	6	33	32	4	(Z)	(Z)	(Z)
	500 TO 999 POUNDS. . . . .	8	2	43	26	4	(Z)	1	(Z)
	1,000 TO 4,999 POUNDS. . . . .	55	17	18	22	25	1	6	1
	5,000 TO 9,999 POUNDS. . . . .	89	30	25	35	34	1	14	2
	10,000 TO 19,999 POUNDS. . . . .	152	58	18	20	52	2	11	1
	20,000 TO 29,999 POUNDS. . . . .	198	87	16	18	56	3	29	4
	30,000 TO 59,999 POUNDS. . . . .	6 602	1 308	26	18	3 564	175	1 478	199
	60,000 TO 89,999 POUNDS. . . . .	1 687	1 762	19	22	154	4	144	17
	90,000 POUNDS AND OVER. . . . .	5 266	4 257	21	20	317	14	755	106
	SHIPMENT WEIGHT UNKNOWN. . . . .	1 930	566	33	24	991	57	203	27
2433	PREFABRICATED WOOD BUILDINGS AND COMPONENTS. . . . .	4 721	781	11	17	1 829	66	1 289	190
	UNDER 500 POUNDS. . . . .	10	1	45	53	8	(Z)	1	(Z)
	500 TO 999 POUNDS. . . . .	14	2	67	73	9	(Z)	1	(Z)
	1,000 TO 4,999 POUNDS. . . . .	83	13	49	56	44	1	9	1
	5,000 TO 9,999 POUNDS. . . . .	110	15	39	48	59	1	26	4
	10,000 TO 19,999 POUNDS. . . . .	851	157	23	28	248	12	297	43
	20,000 TO 29,999 POUNDS. . . . .	1 157	239	23	25	348	15	298	44
	30,000 TO 59,999 POUNDS. . . . .	1 191	211	20	27	394	17	393	57
	60,000 TO 89,999 POUNDS. . . . .	267	44	40	38	110	6	101	15
	90,000 POUNDS AND OVER. . . . .	179	24	39	43	67	2	52	8
	SHIPMENT WEIGHT UNKNOWN. . . . .	859	75	36	34	542	11	111	17
24332	PREFABRICATED BUILDINGS, WOOD. . . . .	2 871	515	12	12	991	45	883	129
	UNDER 500 POUNDS. . . . .	(Z)	(Z)	19	45	(Z)	(Z)	(Z)	(Z)
	500 TO 999 POUNDS. . . . .	12	1	97	89	9	(Z)	2	(Z)
	1,000 TO 4,999 POUNDS. . . . .	13	1	55	49	7	(Z)	6	1
	5,000 TO 9,999 POUNDS. . . . .	750	140	26	28	199	11	281	41
	10,000 TO 19,999 POUNDS. . . . .	984	203	25	27	305	13	251	37
	20,000 TO 29,999 POUNDS. . . . .	686	97	24	16	286	12	238	34
	30,000 TO 59,999 POUNDS. . . . .	61	6	60	43	41	2	16	2
	60,000 TO 89,999 POUNDS. . . . .	43	(Z)	37	47	43	(Z)	-	-
	90,000 POUNDS AND OVER. . . . .	322	67	32	36	101	6	89	14
	SHIPMENT WEIGHT UNKNOWN. . . . .	322	67	32	36	101	6	89	14
24333	READY-CUT WOOD BUILDINGS, SECTIONS, AND PANELS	1 851	266	23	34	837	21	406	61
	UNDER 500 POUNDS. . . . .	10	1	45	53	8	(Z)	1	(Z)
	500 TO 999 POUNDS. . . . .	14	2	67	73	9	(Z)	1	(Z)
	1,000 TO 4,999 POUNDS. . . . .	71	13	59	60	35	1	7	1
	5,000 TO 9,999 POUNDS. . . . .	97	14	45	51	52	1	20	3
	10,000 TO 19,999 POUNDS. . . . .	101	17	41	56	48	1	17	3
	20,000 TO 29,999 POUNDS. . . . .	173	36	38	45	43	2	47	7
	30,000 TO 59,999 POUNDS. . . . .	505	114	44	51	108	5	154	23

TONS (THOUSANDS) AND TON-MILES (MILLIONS) BY DISTANCE OF SHIPMENT--CON.

200 TO 299 MILES		300 TO 499 MILES		500 TO 999 MILES		1,000 TO 1,499 MILES		1,500 MILES AND OVER		MILEAGE UNKNOWN	TCC CODE AND WT.
TONS	TON-MILES	TONS	TON-MILES	TONS	TON-MILES	TONS	TON-MILES	TONS	TON-MILES	TONS	
(Z)	(Z)	-	-	(Z)	(Z)	(Z)	(Z)	-	-	-	24312
-	-	1	(Z)	(Z)	(Z)	-	-	-	-	-	-5-1
-	-	-	-	1	1	-	-	-	-	-	1-5
-	-	-	-	3	2	3	4	-	-	-	20-30
-	-	-	-	-	-	-	-	-	-	-	30-60
-	-	-	-	-	-	-	-	-	-	-	6 UK
14	3	5	2	12	9	7	9	59	132	17	24313
(Z)	(Z)	(Z)	(Z)	6	4	(Z)	(Z)	-	-	-	0-.5
1	(Z)	(Z)	(Z)	-	-	-	-	-	-	-	-5-1
-	-	(Z)	(Z)	-	-	-	-	(Z)	(Z)	-	1-5
1	(Z)	1	(Z)	1	1	1	1	1	1	-	5-10
1	(Z)	-	-	1	(Z)	1	2	-	-	-	10-20
7	1	-	-	2	1	-	-	1	1	-	20-30
4	1	3	1	-	-	-	-	17	38	-	30-60
-	-	-	-	(Z)	(Z)	1	2	31	69	-	60-90
(Z)	(Z)	(Z)	(Z)	3	3	4	5	9	22	17	UK
115	29	115	41	217	158	72	89	110	233	18	24314
3	1	2	1	1	1	1	1	(Z)	1	1	0-.5
3	1	1	(Z)	2	1	(Z)	1	1	1	-	-5-1
7	2	4	2	17	13	4	5	4	7	-	1-5
9	2	6	2	24	18	4	5	2	4	-	5-10
7	2	21	7	26	18	4	5	28	68	-	10-20
3	1	72	26	29	27	1	12	25	25	(Z)	20-30
66	17	72	26	56	43	58	72	59	120	-	30-60
1	(Z)	-	-	7	4	-	-	3	6	-	60-90
10	3	-	-	44	25	-	-	-	-	-	90+
6	2	6	2	10	7	-	-	-	-	17	UK
51	13	94	40	65	44	55	73	376	747	14	24316
3	1	2	1	7	4	(Z)	(Z)	(Z)	(Z)	-	0-.5
(Z)	(Z)	-	-	7	4	(Z)	(Z)	(Z)	(Z)	-	-5-1
3	1	2	1	15	10	(Z)	(Z)	7	12	-	1-5
2	(Z)	11	5	1	1	-	-	(Z)	(Z)	-	5-10
9	2	3	1	1	1	1	2	5	9	-	10-20
10	3	8	4	3	1	3	4	3	7	-	20-30
22	5	43	18	12	9	17	23	76	150	-	30-60
-	-	10	5	7	5	22	28	91	180	-	60-90
-	-	-	-	-	-	7	10	56	109	-	90+
3	1	16	7	12	10	4	5	138	280	14	UK
14	3	45	19	40	29	42	51	11	21	3	24319
1	(Z)	1	(Z)	(Z)	(Z)	1	1	(Z)	(Z)	-	0-.5
(Z)	(Z)	(Z)	(Z)	1	1	(Z)	1	(Z)	(Z)	-	-5-1
1	(Z)	-	-	(Z)	(Z)	2	2	(Z)	1	-	1-5
2	(Z)	-	-	-	-	(Z)	(Z)	1	2	-	5-10
-	-	-	-	-	-	-	-	1	3	(Z)	10-20
-	-	1	(Z)	-	-	-	-	-	2	-	20-30
-	-	28	12	24	17	4	4	3	6	-	30-60
-	-	2	1	3	2	-	-	-	-	-	60-90
-	-	-	-	-	-	32	39	-	-	-	90+
11	3	14	6	11	9	4	5	3	5	2	UK
1 026	257	1 646	643	2 717	1 903	691	873	1 811	3 805	265	24321
(Z)	(Z)	4	2	4	3	(Z)	1	(Z)	(Z)	-	0-.5
(Z)	(Z)	1	(Z)	2	1	(Z)	(Z)	1	5	-	-5-1
5	1	6	2	9	6	1	1	2	7	-	1-5
10	9	9	4	15	10	3	4	3	7	-	5-10
20	5	34	13	23	16	4	5	7	10	-	10-20
35	8	23	9	33	22	7	8	16	33	-	20-30
426	106	404	153	518	354	118	136	94	186	-	30-60
128	33	181	70	375	265	145	193	560	1 180	-	60-90
331	84	876	351	1 626	1 138	373	476	989	2 089	-	90+
70	17	108	39	113	87	40	51	139	288	265	UK
815	202	545	201	128	81	13	15	11	26	92	2433
(Z)	(Z)	1	(Z)	(Z)	(Z)	-	-	(Z)	(Z)	-	0-.5
1	(Z)	2	1	1	(Z)	(Z)	(Z)	-	-	-	-5-1
14	3	11	4	4	3	1	1	-	-	-	1-5
9	2	11	4	5	3	1	1	-	-	-	5-10
163	39	110	41	30	17	3	3	-	-	(Z)	10-20
285	72	190	70	27	17	2	2	7	19	-	20-30
212	53	149	55	43	29	-	-	-	-	(Z)	30-60
37	9	8	3	5	4	7	7	-	-	-	60-90
59	14	-	-	-	-	-	-	-	-	-	90+
34	9	64	22	13	9	(Z)	1	4	8	91	UK
511	127	384	141	70	43	2	3	11	26	18	24332
(Z)	(Z)	(Z)	(Z)	-	-	-	-	(Z)	(Z)	-	0-.5
(Z)	(Z)	-	-	-	-	-	-	-	-	-	1-5
-	-	-	-	-	-	-	-	-	-	-	5-10
151	36	91	34	26	15	2	2	-	-	(Z)	10-20
234	60	166	61	21	14	-	-	7	19	-	20-30
89	22	63	24	9	5	-	-	-	-	(Z)	30-60
3	1	(Z)	(Z)	(Z)	(Z)	-	-	-	-	-	60-90
-	-	-	-	-	-	-	-	-	-	-	90+
33	8	64	22	13	9	(Z)	1	4	8	17	UK
304	74	161	60	58	38	11	12	-	-	74	24333
(Z)	(Z)	1	(Z)	(Z)	(Z)	-	-	-	-	-	0-.5
1	(Z)	2	1	1	(Z)	(Z)	(Z)	-	-	-	-5-1
13	3	11	4	4	3	1	1	-	-	-	1-5
9	2	11	4	5	3	1	1	-	-	-	5-10
12	3	20	7	3	2	1	1	-	-	-	10-20
52	13	24	9	6	3	2	2	-	-	-	20-30
123	30	86	32	35	24	-	-	-	-	-	30-60

UNIVERSITY OF ILL. LIBRARY OF CI NSUS



TABLE 3. SHIPMENTS BY MANUFACTURING ESTABLISHMENTS--COMMODITIES AND WEIGHT OF SHIPMENT BY DISTANCE SHIPPED: 1977--CON.

TCC CODE	COMMODITY AND WEIGHT OF SHIPMENT	ALL SHIPMENTS				TONS (THOUSANDS) AND TON-MILES (MILLIONS) BY DISTANCE OF SHIPMENT			
		TONS (THOU- SANDS) (A)	TON-MILES (MIL- LIONS) (B)	STANDARD ERROR (PERCENT) FOR COLUMNS--		UNDER 100 MILES		100 TO 199 MILES	
				(A)	(B)	TONS	TON- MILES	TONS	TON- MILES
24333	READY-CUT WOOD BUILDINGS, SECTIONS, AND PANELS . . . . .								
	60,000 TO 89,999 POUNDS . . . . .	207	39	41	40	70	4	84	13
	90,000 POUNDS AND OVER . . . . .	136	24	46	43	25	2	52	8
	SHIPMENT WEIGHT UNKNOWN . . . . .	537	8	46	46	441	5	22	3
24341	KITCHEN CABINETS, WOOD * . . . . .	800	291	20	25	334	10	100	16
	UNDER 500 POUNDS . . . . .	38	11	47	36	16	(Z)	8	1
	500 TO 999 POUNDS . . . . .	92	9	45	37	71	1	7	1
	1,000 TO 4,999 POUNDS . . . . .	151	36	33	20	80	3	23	4
	5,000 TO 9,999 POUNDS . . . . .	140	45	40	34	46	1	36	6
	10,000 TO 19,999 POUNDS . . . . .	235	133	28	24	32	2	22	4
	20,000 TO 29,999 POUNDS . . . . .	1	(Z)	100	100	-	-	-	-
	30,000 TO 59,999 POUNDS . . . . .	30	39	79	72	9	(Z)	-	-
	60,000 TO 89,999 POUNDS . . . . .	14	14	100	100	-	-	-	-
	SHIPMENT WEIGHT UNKNOWN . . . . .	98	5	27	16	79	2	2	(Z)
24391	STRUCTURAL WOOD PRODUCTS, NEC * . . . . .	1 253	195	20	15	934	15	65	9
	UNDER 500 POUNDS . . . . .	8	(Z)	55	49	8	(Z)	(Z)	(Z)
	500 TO 999 POUNDS . . . . .	18	1	45	47	17	(Z)	1	(Z)
	1,000 TO 4,999 POUNDS . . . . .	329	11	33	35	306	5	10	1
	5,000 TO 9,999 POUNDS . . . . .	184	13	33	42	151	4	11	1
	10,000 TO 19,999 POUNDS . . . . .	66	12	37	43	4	1	4	1
	20,000 TO 29,999 POUNDS . . . . .	46	12	35	32	25	1	1	(Z)
	30,000 TO 59,999 POUNDS . . . . .	107	40	17	22	17	1	29	4
	60,000 TO 89,999 POUNDS . . . . .	30	34	31	35	5	(Z)	1	(Z)
	90,000 POUNDS AND OVER . . . . .	75	69	29	28	2	(Z)	8	1
	SHIPMENT WEIGHT UNKNOWN . . . . .	391	3	53	45	361	3	1	(Z)
244	WOOD CONTAINERS . . . . .	1 068	299	15	14	409	12	135	20
	UNDER 500 POUNDS . . . . .	7	2	36	43	4	(Z)	1	(Z)
	500 TO 999 POUNDS . . . . .	5	(Z)	36	56	4	(Z)	(Z)	(Z)
	1,000 TO 4,999 POUNDS . . . . .	48	6	29	36	34	1	6	1
	5,000 TO 9,999 POUNDS . . . . .	56	9	30	25	39	1	4	1
	10,000 TO 19,999 POUNDS . . . . .	118	30	14	13	42	2	19	3
	20,000 TO 29,999 POUNDS . . . . .	209	66	16	18	56	2	22	3
	30,000 TO 59,999 POUNDS . . . . .	310	122	25	20	47	2	73	11
	60,000 TO 89,999 POUNDS . . . . .	47	21	52	47	13	(Z)	-	-
	90,000 POUNDS AND OVER . . . . .	29	14	32	34	5	(Z)	3	(Z)
	SHIPMENT WEIGHT UNKNOWN . . . . .	239	29	30	21	165	3	7	1
2441	WOOD CONTAINERS AND BOX SHOOKS . . . . .	1 138	283	15	14	501	13	192	21
	UNDER 500 POUNDS . . . . .	7	1	36	43	4	(Z)	1	(Z)
	500 TO 999 POUNDS . . . . .	5	(Z)	36	56	5	(Z)	(Z)	(Z)
	1,000 TO 4,999 POUNDS . . . . .	62	7	29	36	48	1	6	1
	5,000 TO 9,999 POUNDS . . . . .	81	8	30	25	65	1	4	1
	10,000 TO 19,999 POUNDS . . . . .	112	27	14	13	44	2	19	3
	20,000 TO 29,999 POUNDS . . . . .	203	62	16	18	58	2	23	3
	30,000 TO 59,999 POUNDS . . . . .	308	115	25	20	50	3	78	11
	60,000 TO 89,999 POUNDS . . . . .	45	18	52	47	14	(Z)	-	-
	90,000 POUNDS AND OVER . . . . .	30	15	32	34	5	(Z)	3	(Z)
	SHIPMENT WEIGHT UNKNOWN . . . . .	284	30	30	21	208	4	8	1
24411	BOXES, CASES, CRATES, CARRIERS, EXC. ANIMAL, POULTRY . . . . .	642	160	21	24	316	7	42	7
	UNDER 500 POUNDS . . . . .	3	(Z)	36	35	2	(Z)	1	(Z)
	500 TO 999 POUNDS . . . . .	3	(Z)	50	75	3	(Z)	(Z)	(Z)
	1,000 TO 4,999 POUNDS . . . . .	28	4	33	54	18	(Z)	4	1
	5,000 TO 9,999 POUNDS . . . . .	66	7	35	32	56	1	1	(Z)
	10,000 TO 19,999 POUNDS . . . . .	65	17	19	18	29	1	7	1
	20,000 TO 29,999 POUNDS . . . . .	107	46	24	26	10	(Z)	13	2
	30,000 TO 59,999 POUNDS . . . . .	121	59	32	35	15	1	10	2
	60,000 TO 89,999 POUNDS . . . . .	14	1	44	52	12	(Z)	-	-
	SHIPMENT WEIGHT UNKNOWN . . . . .	235	26	36	28	170	3	7	1
24413	FRUIT AND VEGETABLE BASKETS AND HAMPERS . . . . .	46	6	46	51	28	(Z)	2	(Z)
	UNDER 500 POUNDS . . . . .	(Z)	(Z)	14	15	(Z)	(Z)	(Z)	(Z)
	500 TO 999 POUNDS . . . . .	(Z)	(Z)	38	47	(Z)	(Z)	(Z)	(Z)
	1,000 TO 4,999 POUNDS . . . . .	(Z)	(Z)	33	34	(Z)	(Z)	(Z)	(Z)
	5,000 TO 9,999 POUNDS . . . . .	(Z)	(Z)	32	39	(Z)	(Z)	(Z)	(Z)
	10,000 TO 19,999 POUNDS . . . . .	5	1	35	37	1	(Z)	1	(Z)
	20,000 TO 29,999 POUNDS . . . . .	12	4	88	86	2	(Z)	-	-
	30,000 TO 59,999 POUNDS . . . . .	1	(Z)	100	100	-	-	-	-
	SHIPMENT WEIGHT UNKNOWN . . . . .	27	1	22	40	25	(Z)	(Z)	(Z)
24415	COOPERAGE . . . . .	149	37	46	34	39	1	35	5
	UNDER 500 POUNDS . . . . .	(Z)	(Z)	56	69	(Z)	(Z)	-	-
	500 TO 999 POUNDS . . . . .	(Z)	(Z)	86	84	(Z)	(Z)	-	-
	1,000 TO 4,999 POUNDS . . . . .	1	(Z)	59	56	4	(Z)	1	(Z)
	5,000 TO 9,999 POUNDS . . . . .	6	(Z)	98	96	4	(Z)	2	(Z)
	10,000 TO 19,999 POUNDS . . . . .	16	2	43	43	5	(Z)	5	1
	20,000 TO 29,999 POUNDS . . . . .	39	6	38	38	16	(Z)	4	1
	30,000 TO 59,999 POUNDS . . . . .	64	19	61	49	11	(Z)	23	4
	60,000 TO 89,999 POUNDS . . . . .	7	3	63	68	1	(Z)	-	-
	90,000 POUNDS AND OVER . . . . .	8	3	62	74	3	(Z)	-	-
	SHIPMENT WEIGHT UNKNOWN . . . . .	9	2	1	1	-	-	-	-
24416	BOX SHOOKS . . . . .	205	44	26	35	95	3	44	6
	UNDER 500 POUNDS . . . . .	1	(Z)	96	81	1	(Z)	-	-
	500 TO 999 POUNDS . . . . .	1	(Z)	98	73	1	(Z)	-	-
	1,000 TO 4,999 POUNDS . . . . .	19	(Z)	52	26	19	(Z)	(Z)	(Z)
	5,000 TO 9,999 POUNDS . . . . .	4	(Z)	64	39	3	(Z)	(Z)	(Z)
	10,000 TO 19,999 POUNDS . . . . .	11	1	44	27	7	(Z)	3	(Z)
	20,000 TO 29,999 POUNDS . . . . .	31	2	48	35	25	1	5	1
	30,000 TO 59,999 POUNDS . . . . .	83	18	29	46	22	1	33	5
	60,000 TO 89,999 POUNDS . . . . .	20	10	70	56	2	(Z)	-	-
	90,000 POUNDS AND OVER . . . . .	23	12	32	32	3	(Z)	3	(Z)
	SHIPMENT WEIGHT UNKNOWN . . . . .	11	1	55	55	11	1	-	-
24419	WOOD CONTAINERS AND ACCESSORIES, NEC . . . . .	70	28	30	36	13	1	14	2

TONS (THOUSANDS) AND TON-MILES (MILLIONS) BY DISTANCE OF SHIPMENT--CON.

200 TO 299 MILES		300 TO 499 MILES		500 TO 999 MILES		1,000 TO 1,499 MILES		1,500 MILES AND OVER		MILEAGE UNKNOWN	TCC CODE AND WT.
TONS	TON-MILES	TONS	TON-MILES	TONS	TON-MILES	TONS	TON-MILES	TONS	TON-MILES	TONS	
35	8	7	3	5	3	7	7	-	-	-	24333
59	14	-	-	-	-	-	-	-	-	-	60-90
1	(Z)	-	-	-	-	-	-	-	-	74	UK
69	17	106	41	113	85	24	32	42	91	12	24341
3	1	5	2	4	3	1	1	1	2	(Z)	0-.5
7	2	2	1	4	3	1	1	(Z)	(Z)	-	.5-1
14	3	10	4	15	11	7	8	2	4	-	1-5
14	3	18	7	17	12	6	8	4	8	-	5-10
28	7	70	27	50	35	10	13	22	45	-	10-20
1	(Z)	-	-	-	-	-	-	-	-	-	20-30
-	-	-	-	7	6	-	-	14	32	-	30-60
2	(Z)	2	1	14	14	-	-	-	-	-	60-90
-	-	-	-	2	1	-	-	-	-	12	UK
38	10	77	29	62	42	17	23	32	67	29	24391
(Z)	(Z)	(Z)	(Z)	(Z)	(Z)	(Z)	(Z)	(Z)	(Z)	-	0-.5
(Z)	(Z)	(Z)	(Z)	(Z)	(Z)	-	-	-	-	-	.5-1
5	1	6	2	1	1	(Z)	(Z)	-	-	-	1-5
15	4	6	3	1	1	(Z)	(Z)	-	-	-	5-10
2	1	8	3	8	6	(Z)	(Z)	(Z)	1	-	10-20
7	2	3	1	8	6	(Z)	(Z)	1	2	-	20-30
7	2	23	8	27	17	2	3	3	6	-	30-60
2	(Z)	-	-	9	7	6	8	8	18	-	60-90
-	-	30	11	7	5	8	11	20	40	-	90+
(Z)	(Z)	-	-	-	-	-	-	-	-	29	UK
142	35	158	62	203	142	9	10	10	19	1	244
(Z)	(Z)	(Z)	(Z)	(Z)	(Z)	(Z)	(Z)	(Z)	(Z)	-	0-.5
(Z)	(Z)	(Z)	(Z)	(Z)	(Z)	(Z)	(Z)	(Z)	(Z)	-	.5-1
2	(Z)	2	1	3	2	(Z)	(Z)	(Z)	1	-	1-5
3	1	4	2	4	3	1	2	(Z)	(Z)	-	5-10
19	4	21	8	15	11	1	1	1	2	-	10-20
40	9	46	18	41	28	2	2	2	4	-	20-30
29	7	60	24	95	69	4	4	2	4	-	30-60
5	1	12	6	13	9	1	1	2	4	-	60-90
-	-	-	-	21	14	-	-	-	-	-	90+
43	11	12	4	8	5	(Z)	(Z)	2	5	1	UK
143	35	144	57	190	132	8	10	9	16	1	2441
(Z)	(Z)	(Z)	(Z)	(Z)	(Z)	(Z)	(Z)	(Z)	(Z)	-	0-.5
(Z)	(Z)	(Z)	(Z)	(Z)	(Z)	(Z)	(Z)	(Z)	(Z)	-	.5-1
2	1	2	1	4	3	(Z)	(Z)	(Z)	1	-	1-5
18	4	15	6	15	11	1	1	(Z)	(Z)	-	5-10
38	9	42	16	38	26	2	2	2	3	-	10-20
32	8	57	23	85	61	4	4	2	4	-	20-30
4	1	11	5	13	9	1	1	1	2	-	30-60
-	-	-	-	22	14	-	-	-	-	-	60-90
45	11	12	5	8	5	(Z)	(Z)	2	5	1	UK
72	17	83	31	118	83	6	7	4	9	1	24411
(Z)	(Z)	(Z)	(Z)	(Z)	(Z)	(Z)	(Z)	(Z)	(Z)	-	0-.5
(Z)	(Z)	(Z)	(Z)	(Z)	(Z)	-	-	-	-	-	.5-1
1	(Z)	1	(Z)	3	2	(Z)	(Z)	(Z)	(Z)	-	1-5
1	(Z)	3	1	4	3	1	1	(Z)	(Z)	-	5-10
5	1	10	4	12	9	1	1	-	-	-	10-20
19	5	29	11	33	22	2	2	2	3	-	20-30
10	2	27	10	58	42	2	2	-	-	-	30-60
1	(Z)	1	(Z)	(Z)	(Z)	(Z)	(Z)	-	-	-	60-90
35	8	12	4	8	5	(Z)	(Z)	2	5	1	UK
9	2	6	2	2	1	(Z)	(Z)	(Z)	(Z)	-	24413
(Z)	(Z)	(Z)	(Z)	(Z)	(Z)	(Z)	(Z)	(Z)	(Z)	-	0-.5
(Z)	(Z)	-	-	-	-	-	-	-	-	-	.5-1
(Z)	(Z)	-	-	-	-	-	-	-	-	-	1-5
(Z)	(Z)	(Z)	(Z)	(Z)	(Z)	-	-	-	-	-	5-10
2	(Z)	1	(Z)	(Z)	(Z)	-	-	(Z)	(Z)	-	10-20
5	1	4	1	2	1	-	-	-	-	-	20-30
1	(Z)	-	-	-	-	-	-	-	-	-	30-60
1	(Z)	1	(Z)	(Z)	(Z)	-	-	-	-	-	UK
41	10	15	6	15	9	2	2	2	4	(Z)	24415
-	-	-	-	(Z)	(Z)	-	-	-	-	-	0-.5
-	-	(Z)	(Z)	(Z)	(Z)	-	-	(Z)	(Z)	-	.5-1
-	-	-	-	1	-	-	-	-	-	-	1-5
5	1	(Z)	(Z)	(Z)	(Z)	-	-	-	-	-	5-10
13	3	(Z)	(Z)	(Z)	(Z)	-	-	-	-	-	10-20
14	4	1	1	1	1	-	-	-	-	-	20-30
-	-	7	3	4	2	2	2	2	4	-	30-60
-	-	3	1	3	2	-	-	-	-	-	60-90
8	2	-	-	5	3	-	-	-	-	-	90+
-	-	-	-	(Z)	(Z)	-	-	-	-	(Z)	UK
11	3	22	10	32	21	(Z)	(Z)	-	-	-	24416
(Z)	(Z)	(Z)	(Z)	(Z)	(Z)	-	-	-	-	-	0-.5
-	-	-	-	(Z)	(Z)	-	-	-	-	-	.5-1
(Z)	(Z)	(Z)	(Z)	(Z)	(Z)	-	-	-	-	-	1-5
(Z)	(Z)	(Z)	(Z)	-	-	-	-	-	-	-	5-10
1	(Z)	-	-	(Z)	(Z)	-	-	-	-	-	10-20
1	(Z)	1	(Z)	(Z)	(Z)	-	-	-	-	-	20-30
7	2	14	6	6	4	-	-	-	-	-	30-60
3	1	7	3	8	6	(Z)	(Z)	-	-	-	60-90
-	-	-	-	17	11	-	-	-	-	-	90+
-	-	-	-	-	-	-	-	-	-	-	UK
6	2	16	6	19	15	(Z)	(Z)	1	2	-	24419

JOURNAL OF THE CLINICAL LIBRARY

TABLE 3. SHIPMENTS BY MANUFACTURING ESTABLISHMENTS--COMMOITIES AND WEIGHT OF SHIPMENT BY OISTANCE SHIPPED: 1977--CON.

TCC CODE	COMMOITY AND WEIGHT OF SHIPMENT	ALL SHIPMENTS				TONS (THOUSANDS) AND TON-MILES (MILLIONS) BY OISTANCE OF SHIPMENT			
		TONS (THOU- SANOS) (A)	TON-MILES (MIL- LIONS) (B)	STANDARD ERROR (PERCENT) FOR COLUMNS--		UNOER 100 MILES		100 TO 199 MILES	
				(A)	(B)	TONS	TON- MILES	TONS	TON- MILES
24419	W000 CONTAINERS AND ACCESSORIES, NEC								
	UNOER 500 POUNDS . . . . .	(Z)	(Z)	70	67	(Z)	(Z)	(Z)	(Z)
	500 TO 999 POUNDS . . . . .	1	(Z)	62	70	(Z)	(Z)	-	-
	1,000 TO 4,999 POUNDS . . . . .	5	1	37	39	3	(Z)	1	(Z)
	5,000 TO 9,999 POUNDS . . . . .	4	1	69	70	2	(Z)	1	(Z)
	10,000 TO 19,999 POUNDS . . . . .	6	2	40	39	2	(Z)	1	(Z)
	20,000 TO 29,999 POUNDS . . . . .	13	4	52	45	5	(Z)	4	(Z)
	30,000 TO 59,999 POUNDS . . . . .	36	17	37	39	1	(Z)	10	1
	60,000 TO 89,999 POUNDS . . . . .	4	4	72	74	-	-	-	-
	SHIPMENT WEIGHT UNKNOWN . . . . .	(Z)	(Z)	70	77	(Z)	(Z)	-	-
249	MISCELLANEOUS W000 PRODUCTS	23 967	9 309	14	18	8 254	270	4 260	654
	UNOER 500 POUNDS . . . . .	71	46	27	38	23	1	4	1
	500 TO 999 POUNDS . . . . .	68	18	31	42	42	2	3	1
	1,000 TO 4,999 POUNDS . . . . .	394	81	18	28	262	8	35	5
	5,000 TO 9,999 POUNDS . . . . .	507	69	17	24	384	13	39	6
	10,000 TO 19,999 POUNDS . . . . .	1 328	162	30	34	953	26	141	19
	20,000 TO 29,999 POUNDS . . . . .	1 433	377	24	41	709	25	228	34
	30,000 TO 59,999 POUNDS . . . . .	7 869	2 324	16	27	2 604	124	1 539	230
	60,000 TO 89,999 POUNDS . . . . .	1 638	859	57	33	279	10	468	76
	90,000 POUNDS AND OVER . . . . .	6 680	4 413	23	23	1 444	23	937	140
	SHIPMENT WEIGHT UNKNOWN . . . . .	3 981	960	18	19	1 555	39	865	144
2491	TREATEO W000 PRODUCTS: CREOSOTE0, OILEO, ETC..	8 349	2 768	23	20	3 651	109	1 819	282
	UNOER 500 POUNDS . . . . .	4	(Z)	29	44	3	(Z)	(Z)	(Z)
	500 TO 999 POUNDS . . . . .	8	1	28	40	7	(Z)	1	(Z)
	1,000 TO 4,999 POUNDS . . . . .	119	10	26	35	99	3	13	2
	5,000 TO 9,999 POUNDS . . . . .	172	17	26	28	140	6	12	2
	10,000 TO 19,999 POUNDS . . . . .	457	50	24	24	324	13	91	12
	20,000 TO 29,999 POUNDS . . . . .	355	57	18	23	246	11	58	8
	30,000 TO 59,999 POUNDS . . . . .	2 477	777	21	27	906	41	622	94
	60,000 TO 89,999 POUNDS . . . . .	1 147	492	72	57	181	7	479	79
	90,000 POUNDS AND OVER . . . . .	2 346	1 136	43	21	1 113	10	261	36
	SHIPMENT WEIGHT UNKNOWN . . . . .	1 262	229	43	72	632	17	281	49
24911	W000 PILING, POSTS, PROPS, CREOSOTE0	3 883	2 080	26	23	1 446	55	390	57
	UNOER 500 POUNDS . . . . .	1	(Z)	56	67	1	(Z)	(Z)	(Z)
	500 TO 999 POUNDS . . . . .	4	(Z)	43	55	4	(Z)	-	-
	1,000 TO 4,999 POUNDS . . . . .	64	6	37	36	54	1	6	1
	5,000 TO 9,999 POUNDS . . . . .	81	9	44	48	64	3	7	1
	10,000 TO 19,999 POUNDS . . . . .	183	24	38	31	124	4	32	5
	20,000 TO 29,999 POUNDS . . . . .	132	36	27	33	88	4	4	(Z)
	30,000 TO 59,999 POUNDS . . . . .	1 290	593	35	35	391	19	190	28
	60,000 TO 89,999 POUNDS . . . . .	562	387	46	35	125	6	26	3
	90,000 POUNDS AND OVER . . . . .	896	967	24	29	94	3	104	15
	SHIPMENT WEIGHT UNKNOWN . . . . .	669	59	54	71	500	14	20	4
24912	TIES, CREOSOTE0: MINE, RAILROAO, ETC..	2 504	334	48	54	1 445	21	699	110
	UNOER 500 POUNDS . . . . .	(Z)	(Z)	100	100	(Z)	(Z)	-	-
	1,000 TO 4,999 POUNDS . . . . .	7	(Z)	62	86	7	(Z)	(Z)	(Z)
	5,000 TO 9,999 POUNDS . . . . .	14	1	88	85	13	1	1	(Z)
	10,000 TO 19,999 POUNDS . . . . .	21	3	65	40	18	1	1	(Z)
	20,000 TO 29,999 POUNDS . . . . .	37	6	38	38	32	2	2	(Z)
	30,000 TO 59,999 POUNDS . . . . .	402	38	49	63	271	9	100	14
	60,000 TO 89,999 POUNDS . . . . .	547	93	90	91	54	1	439	75
	90,000 POUNDS AND OVER . . . . .	1 367	112	55	16	1 020	7	157	21
	SHIPMENT WEIGHT UNKNOWN . . . . .	111	80	98	100	31	(Z)	-	-
24919	TREATEO W000 PRODUCTS, NEC: CREOSOTE0, ETC..	1 962	353	23	26	759	33	730	115
	UNOER 500 POUNDS . . . . .	3	(Z)	31	53	2	(Z)	(Z)	(Z)
	500 TO 999 POUNDS . . . . .	4	(Z)	33	49	2	(Z)	1	(Z)
	1,000 TO 4,999 POUNDS . . . . .	48	4	30	53	38	1	7	1
	5,000 TO 9,999 POUNDS . . . . .	78	7	31	29	64	3	5	1
	10,000 TO 19,999 POUNDS . . . . .	254	23	34	34	181	9	58	8
	20,000 TO 29,999 POUNDS . . . . .	187	15	30	35	126	5	52	7
	30,000 TO 59,999 POUNDS . . . . .	785	146	32	36	244	13	331	52
	60,000 TO 89,999 POUNDS . . . . .	38	12	72	59	2	(Z)	14	1
	90,000 POUNDS AND OVER . . . . .	83	57	67	67	(Z)	(Z)	-	-
	SHIPMENT WEIGHT UNKNOWN . . . . .	482	90	64	56	100	3	261	45
24941	CORK PRODUCTS *	9	5	21	20	(Z)	(Z)	(Z)	(Z)
	UNOER 500 POUNDS . . . . .	1	(Z)	58	16	(Z)	(Z)	(Z)	(Z)
	500 TO 999 POUNDS . . . . .	1	(Z)	33	34	-	-	-	-
	1,000 TO 4,999 POUNDS . . . . .	4	2	22	28	-	-	-	-
	5,000 TO 9,999 POUNDS . . . . .	2	1	47	47	-	-	-	-
	10,000 TO 19,999 POUNDS . . . . .	1	1	100	100	-	-	-	-
	SHIPMENT WEIGHT UNKNOWN . . . . .	(Z)	-	100	-	-	-	-	-
2497	W000 WARE AND W000 NOVELTIES AND FLATWARE	80	84	46	47	1	(Z)	1	(Z)
	UNOER 500 POUNDS . . . . .	31	35	55	56	(Z)	(Z)	1	(Z)
	500 TO 999 POUNDS . . . . .	10	8	90	92	-	-	(Z)	(Z)
	1,000 TO 4,999 POUNDS . . . . .	22	26	72	70	(Z)	(Z)	-	-
	5,000 TO 9,999 POUNDS . . . . .	4	7	100	100	-	-	-	-
	SHIPMENT WEIGHT UNKNOWN . . . . .	13	7	97	99	(Z)	(Z)	(Z)	(Z)
2498	W000 PRODUCTS, NEC	77	78	27	53	25	(Z)	3	(Z)
	UNOER 500 POUNDS . . . . .	2	(Z)	39	46	1	(Z)	(Z)	(Z)
	500 TO 999 POUNDS . . . . .	(Z)	(Z)	100	100	-	-	-	-
	1,000 TO 4,999 POUNDS . . . . .	1	(Z)	92	58	1	(Z)	-	-
	5,000 TO 9,999 POUNDS . . . . .	(Z)	(Z)	100	100	-	-	-	-
	10,000 TO 19,999 POUNDS . . . . .	(Z)	(Z)	100	100	-	-	-	-
	20,000 TO 29,999 POUNDS . . . . .	2	4	100	100	-	-	-	-
	30,000 TO 59,999 POUNDS . . . . .	5	5	89	66	-	-	-	-
	60,000 TO 89,999 POUNDS . . . . .	9	19	4	4	-	-	-	-
	90,000 POUNDS AND OVER . . . . .	13	30	99	99	-	-	-	-
	SHIPMENT WEIGHT UNKNOWN . . . . .	46	20	14	29	23	(Z)	3	(Z)
24983	SEATS, BATHTUB AND TOILET, AND RELATEO ARTICLES	22	17	15	30	1	(Z)	3	(Z)



TONS (THOUSANDS) AND TON-MILES (MILLIONS) BY DISTANCE OF SHIPMENT--CON.

200 TO 299 MILES		300 TO 499 MILES		500 TO 999 MILES		1,000 TO 1,499 MILES		1,500 MILES AND OVER		MILEAGE UNKNOWN	TCC CODE AND WT.
TONS	TON-MILES	TONS	TON-MILES	TONS	TON-MILES	TONS	TON-MILES	TONS	TON-MILES	TONS	
(Z)	(Z)	(Z)	(Z)	-	-	-	-	-	-	-	24419
(Z)	(Z)	(Z)	(Z)	-	-	-	-	-	-	-	0-.5
(Z)	(Z)	(Z)	(Z)	-	-	-	-	-	-	-	.5-1
2	(Z)	1	(Z)	(Z)	(Z)	(Z)	(Z)	-	-	-	1-5
1	(Z)	4	(Z)	(Z)	(Z)	(Z)	(Z)	-	-	-	5-10
1	(Z)	1	1	1	1	-	-	-	-	-	10-20
1	(Z)	4	2	2	1	-	-	-	-	-	20-30
1	(Z)	9	4	14	11	(Z)	(Z)	-	-	-	30-60
1	(Z)	-	-	2	1	-	-	1	2	-	60-90
-	-	-	-	-	-	-	-	-	-	-	UK
2 225	543	2 859	1 110	3 597	2 491	909	1 117	1 545	3 124	318	249
3	1	8	3	16	11	5	6	11	23	(Z)	0-.5
4	1	3	1	13	9	1	2	2	3	-	.5-1
9	2	45	18	17	11	20	22	6	14	-	1-5
22	6	30	12	25	19	3	4	5	10	-	5-10
108	26	58	23	38	26	23	28	7	14	-	10-20
113	26	216	82	102	71	7	8	57	132	-	20-30
1 222	298	1 121	422	991	626	122	143	257	481	13	30-60
149	37	226	88	261	181	55	66	200	401	-	60-90
441	111	681	278	1 693	1 235	490	617	983	2 009	11	90+
154	36	471	182	440	304	184	220	18	35	294	UK
502	124	619	242	890	609	161	187	593	1 215	115	2491
(Z)	(Z)	(Z)	(Z)	(Z)	(Z)	(Z)	(Z)	(Z)	(Z)	(Z)	0-.5
(Z)	(Z)	1	(Z)	(Z)	(Z)	-	-	-	-	-	.5-1
2	(Z)	3	1	(Z)	(Z)	1	1	1	3	-	1-5
7	2	9	3	3	3	-	-	1	1	-	5-10
9	2	11	4	19	13	(Z)	(Z)	2	4	-	10-20
17	4	10	4	11	6	1	1	12	24	-	20-30
192	47	272	105	333	224	8	11	136	254	7	30-60
96	24	96	39	169	111	11	11	114	220	-	60-90
152	39	105	41	327	231	63	76	324	703	-	90+
25	6	111	44	26	21	77	86	2	6	107	UK
261	64	315	126	738	513	69	79	578	1 187	86	24911
(Z)	(Z)	(Z)	(Z)	(Z)	(Z)	(Z)	(Z)	(Z)	(Z)	(Z)	0-.5
(Z)	(Z)	-	(Z)	(Z)	(Z)	-	-	-	-	-	.5-1
2	(Z)	1	(Z)	(Z)	(Z)	(Z)	(Z)	1	3	-	1-5
5	1	2	1	(Z)	(Z)	-	-	1	1	-	5-10
6	1	2	1	3	2	-	-	1	2	-	10-20
12	3	6	2	11	6	(Z)	1	10	20	-	20-30
79	19	216	85	276	189	7	10	130	242	-	30-60
60	13	63	26	162	107	11	11	114	220	-	60-90
74	20	20	9	244	176	43	50	318	694	-	90+
22	5	6	2	26	21	7	7	2	6	86	UK
121	31	88	31	60	42	77	88	6	12	7	24912
-	-	-	-	-	-	-	-	-	-	-	0-.5
-	-	-	-	-	-	-	-	-	-	-	1-5
-	-	-	-	-	-	-	-	-	-	-	5-10
-	-	(Z)	(Z)	-	-	-	-	1	2	-	10-20
1	(Z)	-	-	-	-	-	-	2	4	-	20-30
11	2	14	4	4	2	-	-	3	5	-	30-60
36	10	16	6	3	1	-	-	-	-	-	60-90
70	17	59	21	54	38	7	9	-	-	-	90+
3	1	(Z)	(Z)	-	-	70	79	-	-	-	UK
120	29	215	85	91	53	15	20	9	16	22	24919
(Z)	(Z)	(Z)	(Z)	(Z)	(Z)	-	-	(Z)	(Z)	(Z)	0-.5
(Z)	(Z)	1	(Z)	-	-	-	-	-	-	-	.5-1
(Z)	(Z)	2	1	-	-	1	1	(Z)	(Z)	-	1-5
2	1	7	3	(Z)	(Z)	-	-	(Z)	(Z)	-	5-10
3	1	9	3	3	2	(Z)	(Z)	-	-	-	10-20
4	1	5	2	-	-	-	-	-	-	-	20-30
103	25	42	16	54	32	1	1	3	7	7	30-60
-	-	17	7	5	3	-	-	-	-	-	60-90
8	2	27	12	30	17	13	17	6	9	-	90+
-	-	105	42	-	-	-	-	-	-	15	UK
(Z)	(Z)	1	1	7	4	1	1	(Z)	(Z)	(Z)	24941
(Z)	(Z)	(Z)	(Z)	(Z)	(Z)	(Z)	(Z)	(Z)	(Z)	(Z)	0-.5
(Z)	(Z)	(Z)	(Z)	(Z)	(Z)	-	-	-	-	-	.5-1
(Z)	(Z)	1	(Z)	2	1	1	1	(Z)	(Z)	-	1-5
-	-	(Z)	(Z)	2	1	-	-	-	-	-	5-10
-	-	-	-	1	1	-	-	-	-	-	10-20
-	-	-	-	-	-	-	-	-	-	(Z)	UK
2	1	12	5	29	20	17	19	17	40	-	2497
2	1	6	2	8	5	5	5	10	23	-	0-.5
-	-	(Z)	(Z)	8	5	-	-	1	3	-	.5-1
-	-	-	-	4	3	14	14	4	10	-	1-5
-	-	-	-	2	2	-	-	2	5	-	5-10
-	-	6	3	7	4	(Z)	(Z)	-	-	-	UK
(Z)	(Z)	7	3	10	7	2	3	29	64	-	2498
(Z)	(Z)	(Z)	(Z)	(Z)	(Z)	(Z)	(Z)	(Z)	(Z)	-	0-.5
-	-	-	-	(Z)	(Z)	-	-	-	-	-	.5-1
-	-	(Z)	(Z)	-	-	-	-	(Z)	(Z)	-	1-5
-	-	(Z)	(Z)	-	-	-	-	-	-	-	5-10
-	-	-	-	-	-	-	-	(Z)	(Z)	-	10-20
-	-	-	-	-	-	-	-	2	4	-	20-30
-	-	3	1	-	-	-	-	2	4	-	30-60
-	-	-	-	-	-	-	-	9	19	-	60-90
(Z)	(Z)	4	2	9	7	2	3	13	30	-	90+
(Z)	(Z)	-	-	-	-	-	-	4	7	-	UK
(Z)	(Z)	4	2	9	6	1	2	4	7	-	24983

UNIVERSITY OF MICHIGAN LIBRARY

TABLE 3. SHIPMENTS BY MANUFACTURING ESTABLISHMENTS--COMMODITIES AND WEIGHT OF SHIPMENT BY OISTANCE SHIPPED: 1977--CON.

TCC CODE	COMMODITY AND WEIGHT OF SHIPMENT	ALL SHIPMENTS				TDNS (THOUSANDS) AND TON-MILES (MILLIONS) BY DISTANCE OF SHIPMENT			
		TONS (THOU- SANDS) (A)	TDN-MILES (MIL- LIONS) (B)	STANDARD ERROR (PERCENT) FOR COLUMNS--		UNDER 100 MILES		100 TO 199 MILES	
				(A)	(B)	TDNS	TON- MILES	TDNS	TON- MILES
24983	SEATS, BATHTUB AND TOILET, AND RELATED ARTICLES.								
	UNDER 500 POUNDS	(Z)	(Z)	28	24	-	-	(Z)	(Z)
	1,000 TO 4,999 POUNDS	1	(Z)	100	100	1	(Z)	-	-
	SHIPMENT WEIGHT UNKNOWN	21	17	15	31	(Z)	(Z)	3	(Z)
24985	BOTTLE STOPPERS, ICE CREAM STICKS, ETC.	26	20	1	3	17	(Z)	-	-
	UNDER 500 POUNDS	(Z)	(Z)	100	100	(Z)	(Z)	-	-
	10,000 TO 19,999 POUNDS	(Z)	(Z)	100	100	-	-	-	-
	30,000 TO 59,999 POUNDS	(Z)	(Z)	69	69	-	-	-	-
	60,000 TO 89,999 POUNDS	9	19	4	4	-	-	-	-
	90,000 POUNDS AND OVER	(Z)	(Z)	100	100	-	-	-	-
	SHIPMENT WEIGHT UNKNOWN	17	(Z)	-	-	17	(Z)	-	-
2499	WOOD PRODUCTS, NEC	14 590	5 924	17	22	4 100	140	2 378	364
	UNDER 500 POUNDS	15	7	29	26	7	(Z)	1	(Z)
	500 TO 999 POUNDS	27	6	35	39	18	1	1	(Z)
	1,000 TO 4,999 POUNDS	219	32	28	44	154	5	23	3
	5,000 TO 9,999 POUNDS	305	37	26	32	228	5	24	4
	10,000 TO 19,999 POUNDS	780	101	46	44	565	12	39	5
	20,000 TO 29,999 POUNDS	1 038	331	32	46	402	12	168	25
	30,000 TO 59,999 POUNDS	4 943	1 454	20	31	1 432	73	823	121
	60,000 TO 89,999 POUNDS	445	335	25	24	65	3	22	3
	90,000 POUNDS AND OVER	3 950	2 872	27	26	207	8	694	108
	SHIPMENT WEIGHT UNKNOWN	2 868	750	25	15	1 024	23	583	95
24992	SKIDS, PALLETS, AND PLATFORMS.	4 989	758	19	31	2 681	76	875	133
	UNDER 500 POUNDS	5	1	31	20	4	(Z)	(Z)	(Z)
	500 TO 999 POUNDS	15	1	46	47	14	1	(Z)	(Z)
	1,000 TO 4,999 POUNDS	114	6	35	56	104	3	5	1
	5,000 TO 9,999 POUNDS	202	11	35	34	175	4	19	3
	10,000 TO 19,999 POUNDS	577	32	63	44	469	6	20	3
	20,000 TO 29,999 POUNDS	845	253	40	62	356	10	142	21
	30,000 TO 59,999 POUNDS	1 583	251	25	34	766	37	164	24
	60,000 TO 89,999 POUNDS	140	37	56	63	28	1	8	1
	90,000 POUNDS AND OVER	2 502	69	88	97	67	2	435	67
	SHIPMENT WEIGHT UNKNOWN	1 006	96	37	30	697	12	83	13
24993	HARDBOARD	2 601	1 224	25	20	564	26	190	29
	UNDER 500 POUNDS	2	1	97	97	1	(Z)	(Z)	(Z)
	500 TO 999 POUNDS	46	2	90	89	1	(Z)	(Z)	(Z)
	1,000 TO 4,999 POUNDS	48	15	65	85	12	13	3	2
	5,000 TO 9,999 POUNDS	43	17	68	58	10	5	3	1
	10,000 TO 19,999 POUNDS	112	42	85	71	68	1	3	1
	20,000 TO 29,999 POUNDS	77	44	63	79	64	(Z)	8	1
	30,000 TO 59,999 POUNDS	749	209	47	38	227	12	121	19
	60,000 TO 89,999 POUNDS	128	132	18	21	2	(Z)	-	-
	90,000 POUNDS AND OVER	426	306	21	18	-	-	18	3
	SHIPMENT WEIGHT UNKNOWN	1 010	455	25	14	235	7	20	3
24994	MASTS, SPARS, DARS, AND RELATED BOAT ACCESSORIES	29	19	46	54	-	-	-	-
	UNDER 500 POUNDS	(Z)	(Z)	100	100	-	-	-	-
	1,000 TO 4,999 POUNDS	(Z)	(Z)	100	100	-	-	-	-
	10,000 TO 19,999 POUNDS	4	2	69	74	-	-	-	-
	30,000 TO 59,999 POUNDS	18	13	46	50	-	-	-	-
	60,000 TO 89,999 POUNDS	7	4	100	100	-	-	-	-
24996	WOOD PARTICLE BOARD	6 405	3 542	28	28	654	30	1 271	196
	UNDER 500 POUNDS	(Z)	(Z)	56	74	(Z)	(Z)	-	-
	500 TO 999 POUNDS	1	(Z)	60	76	1	(Z)	2	(Z)
	1,000 TO 4,999 POUNDS	13	2	39	62	8	(Z)	2	(Z)
	5,000 TO 9,999 POUNDS	26	5	59	85	15	(Z)	1	(Z)
	10,000 TO 19,999 POUNDS	67	15	50	39	25	1	14	2
	20,000 TO 29,999 POUNDS	81	19	31	28	31	1	13	2
	30,000 TO 59,999 POUNDS	2 346	723	34	45	414	21	514	75
	60,000 TO 89,999 POUNDS	123	94	21	41	29	1	14	2
	90,000 POUNDS AND OVER	3 001	2 490	30	27	124	5	241	37
	SHIPMENT WEIGHT UNKNOWN	747	195	79	60	6	(Z)	471	78
24999	WOOD PRODUCTS, NEC	374	116	24	16	201	8	42	6
	UNDER 500 POUNDS	7	5	40	37	1	(Z)	(Z)	(Z)
	500 TO 999 POUNDS	5	2	41	46	2	(Z)	1	(Z)
	1,000 TO 4,999 POUNDS	43	9	48	67	29	1	3	(Z)
	5,000 TO 9,999 POUNDS	33	2	53	31	27	1	2	(Z)
	10,000 TO 19,999 POUNDS	15	4	68	81	3	(Z)	-	-
	20,000 TO 29,999 POUNDS	35	15	28	35	8	(Z)	4	1
	30,000 TO 59,999 POUNDS	87	23	21	21	23	2	24	3
	60,000 TO 89,999 POUNDS	33	46	28	25	5	(Z)	-	-
	90,000 POUNDS AND OVER	22	6	31	57	16	1	-	-
	SHIPMENT WEIGHT UNKNOWN	96	5	83	87	86	3	9	1
25	FURNITURE AND FIXTURES	8 371	4 045	5	7	2 087	75	904	133
	UNDER 500 POUNDS	1 329	729	12	11	288	9	138	20
	500 TO 999 POUNDS	652	325	9	9	125	5	92	13
	1,000 TO 4,999 POUNDS	1 803	894	7	9	408	13	233	34
	5,000 TO 9,999 POUNDS	1 115	534	10	12	241	8	122	18
	10,000 TO 19,999 POUNDS	1 054	608	12	12	177	8	92	14
	20,000 TO 29,999 POUNDS	479	262	16	20	114	5	55	7
	30,000 TO 59,999 POUNDS	420	267	17	30	65	5	39	6
	60,000 TO 89,999 POUNDS	34	19	41	46	2	(Z)	8	1
	90,000 POUNDS AND OVER	154	107	50	54	24	(Z)	-	-
	SHIPMENT WEIGHT UNKNOWN	1 331	301	17	15	643	22	125	19
251	HOUSEHOLD AND OFFICE FURNITURE	5 955	2 847	6	8	1 408	51	639	93
	UNDER 500 POUNDS	1 105	569	13	12	239	8	109	16
	500 TO 999 POUNDS	550	274	10	9	102	4	77	11
	1,000 TO 4,999 POUNDS	1 435	725	9	11	281	9	188	27
	5,000 TO 9,999 POUNDS	861	426	13	13	148	5	107	16

TONS (THOUSANDS) AND TON-MILES (MILLIONS) BY OISTANCE OF SHIPMENT--CON.

200 TO 299 MILES		300 TO 499 MILES		500 TO 999 MILES		1,000 TO 1,499 MILES		1,500 MILES AND OVER		MILEAGE UNKNOWN	TCC CODE AND WT.
TONS	TON-MILES	TONS	TON-MILES	TONS	TON-MILES	TONS	TON-MILES	TONS	TON-MILES	TONS	
(Z)	(Z)	(Z)	(Z)	(Z)	(Z)	-	-	-	-	-	24983
-	-	-	-	-	-	-	-	-	-	-	0-.5
(Z)	(Z)	4	2	9	6	1	2	4	7	-	1-5
-	-	-	-	-	-	-	-	9	20	-	UK
-	-	-	-	-	-	-	-	-	-	-	24985
-	-	-	-	-	-	-	-	(Z)	(Z)	-	0-.5
-	-	-	-	-	-	-	-	(Z)	(Z)	-	10-20
-	-	-	-	-	-	-	-	9	19	-	30-60
-	-	-	-	-	-	-	-	(Z)	(Z)	-	60-90
-	-	-	-	-	-	-	-	-	-	-	90+
-	-	-	-	-	-	-	-	-	-	-	UK
1 732	420	2 136	828	2 698	888	559	702	791	1 583	195	2499
1	(Z)	1	(Z)	4	3	2	2	1	2	-	0-.5
3	1	1	(Z)	3	2	1	1	(Z)	1	-	.5-1
7	2	20	8	11	7	4	6	1	1	-	1-5
15	4	19	8	15	11	3	3	1	2	-	5-10
96	22	41	17	13	10	21	26	4	9	-	10-20
98	22	226	86	91	63	6	7	49	117	-	20-30
1 046	253	803	303	630	385	91	107	114	213	5	30-60
51	13	112	42	75	56	43	54	78	165	-	60-90
281	71	535	219	1 408	1 044	291	374	530	1 048	5	90+
135	33	379	145	450	307	98	123	14	25	185	UK
639	149	586	211	61	35	24	33	51	121	72	24992
(Z)	(Z)	(Z)	(Z)	(Z)	(Z)	(Z)	(Z)	(Z)	(Z)	-	0-.5
(Z)	(Z)	(Z)	(Z)	(Z)	(Z)	(Z)	(Z)	(Z)	(Z)	-	.5-1
(Z)	(Z)	4	1	(Z)	(Z)	(Z)	(Z)	-	-	-	1-5
3	1	3	1	1	1	-	-	1	1	-	5-10
72	17	16	7	(Z)	(Z)	-	-	-	-	-	10-20
84	19	173	65	42	24	-	-	48	115	-	20-30
413	97	217	80	15	9	-	-	2	4	5	30-60
19	5	83	29	2	1	-	-	-	-	-	60-90
-	-	-	-	-	-	-	-	-	-	-	90+
48	10	88	28	(Z)	(Z)	23	33	-	-	67	UK
231	57	546	226	907	667	114	130	42	89	8	24993
-	-	(Z)	(Z)	(Z)	(Z)	(Z)	(Z)	(Z)	-	-	0-.5
3	1	(Z)	(Z)	3	1	(Z)	(Z)	(Z)	(Z)	-	.5-1
4	1	12	5	3	2	4	6	-	-	-	1-5
4	1	14	6	11	8	1	18	4	9	-	5-10
5	1	11	5	4	3	15	1	-	-	-	10-20
1	(Z)	29	13	32	30	-	-	-	-	-	20-30
127	31	113	45	152	93	10	10	-	-	-	30-60
12	3	20	9	46	37	23	27	25	57	-	60-90
-	-	122	54	264	222	17	18	5	10	-	90+
75	19	227	90	394	272	44	51	7	14	8	UK
5	2	7	3	9	6	8	9	-	-	-	24994
-	-	-	-	(Z)	(Z)	-	-	-	-	-	0-.5
-	-	(Z)	(Z)	-	-	-	-	-	-	-	1-5
-	-	2	1	2	2	-	-	-	-	-	10-20
5	2	5	2	-	-	8	9	-	-	-	30-60
-	-	-	-	7	4	-	-	-	-	-	60-90
828	206	960	374	1 655	1 128	333	427	598	1 182	106	24996
-	-	-	-	-	-	-	-	-	-	-	0-.5
1	(Z)	(Z)	(Z)	(Z)	(Z)	-	-	-	-	-	.5-1
5	1	1	1	2	1	2	2	-	-	-	1-5
10	2	10	4	6	4	1	2	-	-	-	5-10
6	2	22	8	8	5	-	-	1	1	-	10-20
492	122	444	166	423	250	25	28	34	61	-	20-30
21	5	9	3	16	10	-	-	35	72	-	30-60
281	71	409	164	1 144	822	274	356	522	1 035	5	60-90
12	3	64	28	55	35	30	39	7	12	101	UK
30	7	37	14	26	19	15	17	23	44	1	24999
(Z)	(Z)	1	(Z)	2	1	1	1	1	2	-	0-.5
(Z)	(Z)	(Z)	(Z)	1	1	1	1	(Z)	(Z)	-	.5-1
1	(Z)	4	1	6	4	-	-	1	1	-	1-5
3	1	(Z)	(Z)	1	1	-	-	-	-	-	5-10
9	2	1	(Z)	1	1	-	-	-	-	-	10-20
7	1	2	1	8	5	6	7	-	-	-	20-30
9	3	25	10	2	2	2	2	1	2	-	30-60
-	-	-	-	5	5	5	5	18	36	-	60-90
-	-	4	2	-	-	-	-	2	3	-	90+
-	-	(Z)	(Z)	(Z)	(Z)	-	-	-	-	-	UK
883	220	1 285	508	2 024	1 423	461	546	567	1 140	159	25
125	32	252	99	324	229	85	101	117	239	(Z)	0-.5
67	17	114	46	180	124	30	36	43	85	(Z)	.5-1
178	44	317	121	436	311	117	137	116	234	(Z)	1-5
141	36	203	80	280	194	79	95	50	104	-	5-10
135	33	188	74	298	210	66	79	97	189	2	10-20
58	15	77	35	102	70	23	26	50	104	-	20-30
69	17	34	13	129	88	32	38	52	101	-	30-60
1	(Z)	5	2	13	8	2	2	2	5	-	60-90
-	-	-	-	123	90	-	-	8	16	-	90+
109	28	95	38	141	98	28	32	31	63	157	UK
627	156	1 031	407	1 451	1 025	304	356	381	759	114	251
109	27	229	90	275	194	63	74	80	160	(Z)	0-.5
56	14	102	41	155	106	24	27	35	71	-	.5-1
146	36	275	105	367	261	87	103	91	184	(Z)	1-5
106	26	168	66	229	157	64	78	39	77	-	5-10

JOURNAL OF THE U.S. BUREAU OF STATISTICS



TABLE 3. SHIPMENTS BY MANUFACTURING ESTABLISHMENTS--COMMODITIES AND WEIGHT OF SHIPMENT BY DISTANCE SHIPPED: 1977--CON.

TCC CODE	COMMODITY AND WEIGHT OF SHIPMENT	ALL SHIPMENTS				TONS (THOUSANDS) AND TON-MILES (MILLIONS) BY DISTANCE OF SHIPMENT			
		TONS (THOU- SANDS) (A)	TON-MILES (MIL- LIONS) (B)	STANDARD ERROR (PERCENT) FOR COLUMNS--		UNDER 100 MILES		100 TO 199 MILES	
				(A)	(B)	TONS	TON- MILES	TONS	TON- MILES
251	HOUSEHOLD AND OFFICE FURNITURE								
	10,000 TO 19,999 POUNDS	707	409	16	17	103	5	51	8
	20,000 TO 29,999 POUNDS	244	142	26	28	39	2	25	3
	30,000 TO 59,999 POUNDS	125	86	40	61	31	2	18	3
	60,000 TO 89,999 POUNDS	3	(2)	93	89	2	(2)	(2)	(2)
	90,000 POUNDS AND OVER	20	17	61	64	2	(2)	-	-
	SHIPMENT WEIGHT UNKNOWN	905	197	24	20	461	16	62	9
25111	CHAIRS AND BENCHES, HOUSEHOLD AND OFFICE *	943	557	13	14	104	4	81	12
	UNDER 500 POUNDS	231	131	15	15	30	1	18	3
	500 TO 999 POUNDS	93	52	17	19	7	(2)	9	1
	1,000 TO 4,999 POUNDS	263	148	26	24	23	1	28	4
	5,000 TO 9,999 POUNDS	184	119	28	27	14	(2)	20	3
	10,000 TO 19,999 POUNDS	69	54	42	40	12	1	-	-
	20,000 TO 29,999 POUNDS	4	7	85	97	-	-	-	-
	30,000 TO 59,999 POUNDS	10	13	73	97	1	(2)	-	-
	SHIPMENT WEIGHT UNKNOWN	89	33	18	24	16	1	5	1
2512	TABLES AND DESKS, HOUSEHOLD AND OFFICE	1 105	593	21	17	185	9	104	15
	UNDER 500 POUNDS	248	142	31	27	33	1	23	3
	500 TO 999 POUNDS	132	74	28	28	12	1	18	3
	1,000 TO 4,999 POUNDS	284	151	25	16	40	1	33	4
	5,000 TO 9,999 POUNDS	144	86	24	26	17	1	8	1
	10,000 TO 19,999 POUNDS	149	99	20	34	14	1	1	(2)
	20,000 TO 29,999 POUNDS	33	19	46	58	9	1	-	-
	30,000 TO 59,999 POUNDS	42	5	100	100	21	1	18	3
	SHIPMENT WEIGHT UNKNOWN	73	16	32	15	39	2	3	(2)
25121	TABLES AND DESKS, HOUSEHOLD AND OFFICE	1 105	593	21	17	185	9	104	15
	UNDER 500 POUNDS	248	142	31	27	33	1	23	3
	500 TO 999 POUNDS	132	74	28	28	12	1	18	3
	1,000 TO 4,999 POUNDS	284	151	25	16	40	1	33	4
	5,000 TO 9,999 POUNDS	144	86	24	26	17	1	8	1
	10,000 TO 19,999 POUNDS	149	99	20	34	14	1	1	(2)
	20,000 TO 29,999 POUNDS	33	19	46	58	9	1	-	-
	30,000 TO 59,999 POUNDS	42	5	100	100	21	1	18	3
	SHIPMENT WEIGHT UNKNOWN	73	16	32	15	39	2	3	(2)
25131	DAVENPORTS AND SOFAS, HOUSEHOLD AND OFFICE *	666	276	21	21	176	7	51	7
	UNDER 500 POUNDS	130	65	23	28	22	1	19	3
	500 TO 999 POUNDS	52	31	34	37	11	(2)	7	1
	1,000 TO 4,999 POUNDS	145	54	25	24	28	1	15	2
	5,000 TO 9,999 POUNDS	123	69	25	32	18	1	2	(2)
	10,000 TO 19,999 POUNDS	64	13	55	55	45	2	3	(2)
	20,000 TO 29,999 POUNDS	55	25	85	90	5	(2)	1	(2)
	30,000 TO 59,999 POUNDS	3	(2)	100	100	3	-	-	-
	60,000 TO 89,999 POUNDS	3	(2)	100	100	2	-	-	-
	SHIPMENT WEIGHT UNKNOWN	90	18	33	64	42	1	4	1
25141	BUFFETS, SERVERS; CHINA, CORNER CLOSETS; HOUSEHOLD *	161	97	27	23	33	2	6	1
	UNDER 500 POUNDS	77	40	43	28	19	1	4	(2)
	500 TO 999 POUNDS	22	15	36	41	1	(2)	1	(2)
	1,000 TO 4,999 POUNDS	34	31	30	32	1	(2)	1	(2)
	5,000 TO 9,999 POUNDS	7	8	59	64	-	-	1	(2)
	10,000 TO 19,999 POUNDS	3	1	70	69	-	-	-	-
	SHIPMENT WEIGHT UNKNOWN	17	1	56	52	12	1	(2)	(2)
2515	MATTRESSES AND BEDSPRINGS	877	241	15	32	400	11	149	21
	UNDER 500 POUNDS	141	17	27	21	101	2	19	3
	500 TO 999 POUNDS	88	12	39	33	49	2	25	4
	1,000 TO 4,999 POUNDS	202	33	18	18	96	3	52	7
	5,000 TO 9,999 POUNDS	153	37	30	34	41	1	38	6
	10,000 TO 19,999 POUNDS	95	46	21	25	10	(2)	6	1
	20,000 TO 29,999 POUNDS	50	27	37	40	17	1	6	1
	30,000 TO 59,999 POUNDS	28	53	80	88	-	-	-	-
	90,000 POUNDS AND OVER	7	7	100	100	-	-	-	-
	SHIPMENT WEIGHT UNKNOWN	114	9	59	71	87	3	4	(2)
25151	BED AND BOX SPRINGS, AND MATTRESSES	748	188	18	40	367	11	138	20
	UNDER 500 POUNDS	113	8	35	31	88	2	16	2
	500 TO 999 POUNDS	77	11	42	36	41	2	24	3
	1,000 TO 4,999 POUNDS	180	24	20	20	93	3	48	7
	5,000 TO 9,999 POUNDS	126	27	38	45	37	1	35	5
	10,000 TO 19,999 POUNDS	76	32	22	18	9	(2)	5	1
	20,000 TO 29,999 POUNDS	41	18	45	52	17	1	6	1
	30,000 TO 59,999 POUNDS	28	53	80	88	-	-	-	-
	90,000 POUNDS AND OVER	7	7	100	100	-	-	-	-
	SHIPMENT WEIGHT UNKNOWN	101	8	63	73	81	3	4	(2)
25153	CHAIR AND SOFA BEDS, AND STUDIO COUCHES	129	53	30	44	33	1	11	2
	UNDER 500 POUNDS	28	9	33	33	12	(2)	3	1
	500 TO 999 POUNDS	11	1	34	27	8	(2)	1	(2)
	1,000 TO 4,999 POUNDS	23	9	30	42	4	(2)	4	1
	5,000 TO 9,999 POUNDS	27	10	54	63	4	(2)	3	1
	10,000 TO 19,999 POUNDS	19	14	63	63	(2)	-	(2)	(2)
	20,000 TO 29,999 POUNDS	9	9	62	72	-	-	-	-
	SHIPMENT WEIGHT UNKNOWN	13	1	43	63	6	(2)	(2)	(2)
25161	BEDS AND DRESSERS, HOUSEHOLD AND OFFICE *	695	412	22	24	85	5	40	6
	UNDER 500 POUNDS	73	38	35	26	10	(2)	7	1
	500 TO 999 POUNDS	73	40	30	25	7	(2)	7	1
	1,000 TO 4,999 POUNDS	206	138	40	38	19	1	14	2
	5,000 TO 9,999 POUNDS	75	48	31	33	5	(2)	5	1
	10,000 TO 19,999 POUNDS	132	90	46	45	3	(2)	2	(2)
	20,000 TO 29,999 POUNDS	23	11	64	50	2	(2)	-	-
	30,000 TO 59,999 POUNDS	35	20	77	69	3	(2)	-	-
	90,000 POUNDS AND OVER	12	11	100	100	-	-	-	-

TONS (THOUSANDS) AND TON-MILES (MILLIONS) BY DISTANCE OF SHIPMENT--CON.

200 TO 299 MILES		300 TO 499 MILES		500 TO 999 MILES		1,000 TO 1,499 MILES		1,500 MILES AND OVER		MILEAGE UNKNOWN	TCC CODE AND WT.
TONS	TON-MILES	TONS	TON-MILES	TONS	TON-MILES	TONS	TON-MILES	TONS	TON-MILES	TONS	
92	22	127	50	232	166	40	45	61	113	2	251
33	8	53	25	58	43	11	12	26	50	-	10-20
15	4	16	6	14	12	1	1	28	58	-	20-30
1	(Z)	-	-	-	-	-	-	-	-	-	30-60
-	-	-	-	18	17	-	-	-	-	-	60-90
70	18	62	24	102	69	14	15	22	45	112	90+
75	18	197	79	331	229	60	71	73	144	23	UK
24	6	58	23	69	48	15	18	16	33	-	25111
9	2	18	7	43	29	3	3	5	9	-	0-.5
27	7	62	23	94	65	12	15	17	33	(Z)	1-5
10	2	40	16	69	49	20	25	11	23	-	5-10
1	(Z)	9	4	32	23	3	4	12	22	-	10-20
-	-	1	(Z)	-	-	-	-	4	7	-	20-30
2	(Z)	-	-	-	-	-	-	7	13	-	30-60
2	1	10	4	24	16	6	6	2	4	23	UK
110	28	243	91	282	193	90	105	78	151	12	2512
29	7	54	21	74	53	14	17	20	40	-	0-.5
14	3	31	13	40	27	8	10	8	17	-	5-1
28	7	70	27	73	51	24	29	16	32	(Z)	1-5
14	3	34	11	39	26	27	32	6	12	-	5-10
20	5	45	16	38	26	6	7	25	44	-	10-20
2	(Z)	5	2	8	4	8	8	2	5	-	20-30
4	1	-	-	-	-	-	-	-	-	-	30-60
1	(Z)	5	2	10	7	3	3	1	2	12	UK
110	28	243	91	282	193	90	105	78	151	12	25121
29	7	54	21	74	53	14	17	20	40	-	0-.5
14	3	31	13	40	27	8	10	8	17	-	5-1
28	7	70	27	73	51	24	29	16	32	(Z)	1-5
14	3	34	11	39	26	27	32	6	12	-	5-10
20	5	45	16	38	26	6	7	25	44	-	10-20
2	(Z)	5	2	8	4	8	8	2	5	-	20-30
4	1	-	-	-	-	-	-	-	-	-	30-60
1	(Z)	5	2	10	7	3	3	1	2	12	UK
60	15	167	68	164	112	15	18	25	50	8	25131
17	4	23	9	36	26	6	8	7	15	(Z)	0-.5
9	2	6	3	10	7	(Z)	(Z)	9	18	-	5-1
12	3	43	15	42	29	2	2	1	2	-	1-5
9	2	38	15	44	31	5	6	7	15	-	5-10
-	-	1	1	13	9	1	1	-	-	-	10-20
1	(Z)	43	21	5	3	-	-	-	-	-	20-30
(Z)	(Z)	-	-	-	-	-	-	-	-	-	30-60
1	(Z)	-	-	-	-	-	-	-	-	-	60-90
10	3	13	5	12	7	1	1	(Z)	(Z)	8	UK
7	2	36	14	52	35	3	4	19	40	5	25141
1	(Z)	26	10	18	13	2	2	6	14	-	0-.5
3	1	4	2	9	6	1	1	3	6	-	5-1
-	1	4	2	18	12	1	1	7	16	(Z)	1-5
-	-	-	-	4	3	-	-	2	5	-	5-10
-	-	2	1	1	1	-	-	-	-	-	10-20
(Z)	(Z)	(Z)	(Z)	(Z)	(Z)	(Z)	(Z)	(Z)	(Z)	5	UK
74	18	104	40	99	70	10	12	33	69	7	2515
6	1	6	2	4	3	1	2	2	4	-	0-.5
6	1	4	1	3	2	1	2	(Z)	1	-	5-1
18	4	26	9	8	5	1	1	2	3	-	1-5
23	6	32	13	18	10	1	2	-	-	-	5-10
14	3	28	11	34	23	1	1	3	6	-	10-20
-	-	1	(Z)	21	15	2	3	4	7	-	20-30
-	-	-	-	5	4	1	2	22	48	-	30-60
-	-	-	-	7	7	-	-	-	-	-	90+
8	2	7	3	1	1	(Z)	(Z)	-	-	7	UK
60	15	79	30	69	48	9	10	25	54	1	25151
3	1	4	1	1	(Z)	(Z)	(Z)	(Z)	1	-	0-.5
6	1	2	1	3	2	1	1	(Z)	1	-	5-1
14	3	21	8	2	1	1	1	1	2	-	1-5
17	4	24	9	11	6	1	2	-	-	-	5-10
13	3	23	9	25	16	1	1	1	1	-	10-20
-	-	-	-	15	12	2	3	1	1	-	20-30
-	-	-	-	5	4	1	2	22	48	-	30-60
-	-	-	-	7	7	-	-	-	-	-	90+
8	2	6	2	1	1	(Z)	(Z)	-	-	1	UK
13	3	25	10	30	21	1	2	8	15	6	25153
3	1	3	1	4	2	1	1	2	3	-	0-.5
(Z)	(Z)	2	1	(Z)	(Z)	(Z)	(Z)	1	1	-	5-1
4	1	5	2	6	4	(Z)	(Z)	-	-	-	1-5
6	1	8	3	7	4	-	-	-	2	-	5-10
1	(Z)	5	2	9	7	-	-	3	5	-	10-20
-	-	1	(Z)	5	4	-	-	3	5	-	20-30
(Z)	(Z)	1	(Z)	-	-	-	-	-	-	6	UK
83	21	139	58	248	184	54	62	38	78	7	25161
9	2	20	8	20	14	4	5	4	8	(Z)	0-.5
8	2	21	8	22	15	3	4	5	10	-	5-1
22	5	43	17	71	53	23	27	15	32	-	1-5
10	2	19	8	23	16	5	6	8	14	-	5-10
16	4	19	9	69	51	17	18	4	8	2	10-20
9	3	2	1	9	6	1	1	-	-	-	20-30
8	2	12	5	10	8	-	-	2	5	-	30-60
-	-	-	-	12	11	-	-	-	-	-	90+

JOURNAL OF THE  
 LIBRARY OF CONGRESS

TABLE 3. SHIPMENTS BY MANUFACTURING ESTABLISHMENTS--COMMODITIES AND WEIGHT OF SHIPMENT BY DISTANCE SHIPPED: 1977--CON.

TCC CODE	COMMODITY AND WEIGHT OF SHIPMENT	ALL SHIPMENTS				TONS (THOUSANDS) AND TON-MILES (MILLIONS) BY DISTANCE OF SHIPMENT			
		TONS (THOU- SANDS) (A)	TON-MILES (MIL- LIONS) (B)	STANDARD ERROR (PERCENT) FOR COLUMNS--		UNDER 100 MILES		100 TO 199 MILES	
				(A)	(B)	TONS	TON- MILES	TONS	TON- MILES
25161	BEOS AND DRESSERS, HOUSEHOLD AND OFFICE * SHIPMENT WEIGHT UNKNOWN.	65	17	39	19	37	3	4	1
2517	CABINETS (EXC. WOOD KITCHEN), CASES, HOUSEHOLD, OFFICE	791	367	15	12	200	7	77	10
	UNDER 500 POUNDS	66	34	12	14	9	(Z)	7	1
	500 TO 999 POUNDS	35	21	19	22	7	(Z)	5	1
	1,000 TO 4,999 POUNDS	130	58	25	19	43	2	13	2
	5,000 TO 9,999 POUNDS	108	44	33	28	24	1	7	1
	10,000 TO 19,999 POUNDS	146	75	28	19	28	1	11	1
	20,000 TO 29,999 POUNDS	67	41	25	31	2	(Z)	17	2
	30,000 TO 59,999 POUNDS	2	1	65	57	-	-	-	-
	90,000 POUNDS AND OVER	1	1	100	100	-	-	-	-
	SHIPMENT WEIGHT UNKNOWN.	237	92	20	32	87	2	17	2
25171	RADIO, PHONOGRAPH, AND TELEVISION CABINETS	333	85	35	14	113	3	22	2
	UNDER 500 POUNDS	1	(Z)	58	88	(Z)	(Z)	(Z)	(Z)
	500 TO 999 POUNDS	2	(Z)	47	78	1	(Z)	(Z)	(Z)
	1,000 TO 4,999 POUNDS	31	4	65	31	23	1	1	(Z)
	5,000 TO 9,999 POUNDS	65	15	48	30	20	1	3	(Z)
	10,000 TO 19,999 POUNDS	66	14	55	26	19	1	10	1
	20,000 TO 29,999 POUNDS	27	8	53	61	-	-	4	(Z)
	30,000 TO 59,999 POUNDS	(Z)	(Z)	100	100	-	-	-	-
	90,000 POUNDS AND OVER	1	1	100	100	-	-	-	-
	SHIPMENT WEIGHT UNKNOWN.	140	42	5	4	49	1	5	(Z)
25173	FILING CABINETS AND CASES	304	217	14	18	29	1	46	6
	UNDER 500 POUNDS	45	22	12	13	7	(Z)	6	1
	500 TO 999 POUNDS	22	14	27	31	3	(Z)	4	1
	1,000 TO 4,999 POUNDS	69	40	23	29	12	1	8	1
	5,000 TO 9,999 POUNDS	32	24	34	42	1	(Z)	3	(Z)
	10,000 TO 19,999 POUNDS	50	44	29	31	5	(Z)	1	(Z)
	20,000 TO 29,999 POUNDS	28	25	49	57	-	-	13	2
	30,000 TO 59,999 POUNDS	2	(Z)	100	100	-	-	-	-
	SHIPMENT WEIGHT UNKNOWN.	58	48	24	52	2	(Z)	12	2
25179	CABINETS, NEC, HOUSEHOLD AND OFFICE	134	60	27	13	52	2	4	1
	UNDER 500 POUNDS	18	12	28	31	1	(Z)	1	(Z)
	500 TO 999 POUNDS	8	6	35	40	2	(Z)	(Z)	(Z)
	1,000 TO 4,999 POUNDS	20	12	32	31	5	(Z)	(Z)	(Z)
	5,000 TO 9,999 POUNDS	9	4	16	24	3	(Z)	1	(Z)
	10,000 TO 19,999 POUNDS	28	16	22	22	4	(Z)	(Z)	(Z)
	20,000 TO 29,999 POUNDS	12	9	13	12	2	(Z)	-	-
	30,000 TO 59,999 POUNDS	(Z)	(Z)	100	100	-	-	-	-
	SHIPMENT WEIGHT UNKNOWN.	38	2	82	78	36	1	(Z)	(Z)
25181	INFANTS' AND CHILDREN'S FURNITURE *	121	45	52	47	35	1	22	4
	UNDER 500 POUNDS	30	14	49	60	6	(Z)	2	(Z)
	500 TO 999 POUNDS	19	7	52	49	4	(Z)	1	(Z)
	1,000 TO 4,999 POUNDS	19	12	34	36	1	(Z)	3	(Z)
	5,000 TO 9,999 POUNDS	9	6	47	44	(Z)	(Z)	1	(Z)
	10,000 TO 19,999 POUNDS	20	5	93	86	(Z)	(Z)	15	3
	20,000 TO 29,999 POUNDS	2	(Z)	10	10	2	(Z)	-	-
	30,000 TO 59,999 POUNDS	(Z)	(Z)	69	69	(Z)	(Z)	-	-
	SHIPMENT WEIGHT UNKNOWN.	21	(Z)	100	69	21	(Z)	-	-
25199	HOUSEHOLD AND OFFICE FURNITURE, NEC *	624	328	21	20	164	7	65	10
	UNDER 500 POUNDS	114	86	22	27	16	1	7	1
	500 TO 999 POUNDS	37	23	29	27	4	(Z)	2	(Z)
	1,000 TO 4,999 POUNDS	136	109	32	40	22	1	5	1
	5,000 TO 9,999 POUNDS	70	31	31	38	18	1	11	2
	10,000 TO 19,999 POUNDS	45	30	41	50	-	-	11	2
	20,000 TO 29,999 POUNDS	17	14	81	64	5	(Z)	(Z)	(Z)
	30,000 TO 59,999 POUNDS	6	1	48	77	3	(Z)	1	(Z)
	60,000 TO 89,999 POUNDS	(Z)	(Z)	69	72	(Z)	(Z)	(Z)	(Z)
	90,000 POUNDS AND OVER	1	(Z)	46	46	1	(Z)	-	-
	SHIPMENT WEIGHT UNKNOWN.	195	33	47	54	94	4	27	4
2531	PUBLIC BUILDING AND RELATED FURNITURE *	319	207	15	21	55	3	28	4
	UNDER 500 POUNDS	28	19	20	24	3	(Z)	3	(Z)
	500 TO 999 POUNDS	22	14	28	35	3	(Z)	3	(Z)
	1,000 TO 4,999 POUNDS	64	42	22	19	9	(Z)	6	1
	5,000 TO 9,999 POUNDS	35	20	25	23	2	(Z)	4	1
	10,000 TO 19,999 POUNDS	48	51	35	44	1	(Z)	7	1
	20,000 TO 29,999 POUNDS	26	12	51	52	8	(Z)	1	(Z)
	30,000 TO 59,999 POUNDS	16	16	49	52	(Z)	(Z)	(Z)	(Z)
	60,000 TO 89,999 POUNDS	7	6	63	71	-	-	-	-
	90,000 POUNDS AND OVER	3	5	94	98	-	-	-	-
	SHIPMENT WEIGHT UNKNOWN.	71	22	42	64	29	2	4	1
25311	SCHOOL FURNITURE, EXC. STONE AND CONCRETE	128	100	25	31	13	(Z)	14	2
	UNDER 500 POUNDS	15	10	28	35	1	(Z)	1	(Z)
	500 TO 999 POUNDS	13	9	42	51	1	(Z)	1	(Z)
	1,000 TO 4,999 POUNDS	35	24	34	34	2	(Z)	3	(Z)
	5,000 TO 9,999 POUNDS	6	4	42	43	9	(Z)	1	(Z)
	10,000 TO 19,999 POUNDS	41	47	46	54	(Z)	(Z)	7	1
	20,000 TO 29,999 POUNDS	10	2	79	97	8	(Z)	1	(Z)
	30,000 TO 59,999 POUNDS	3	2	75	71	(Z)	(Z)	-	-
	SHIPMENT WEIGHT UNKNOWN.	3	(Z)	95	34	-	-	(Z)	(Z)
25312	SEATS FOR PUBLIC CONVEYANCES	45	24	56	51	8	(Z)	8	1
	UNDER 500 POUNDS	2	1	64	50	1	(Z)	1	(Z)
	500 TO 999 POUNDS	4	1	76	81	1	(Z)	1	(Z)
	1,000 TO 4,999 POUNDS	9	2	83	72	4	(Z)	2	(Z)
	5,000 TO 9,999 POUNDS	6	3	65	55	1	(Z)	1	(Z)
	SHIPMENT WEIGHT UNKNOWN.	24	17	89	82	2	(Z)	4	1
25314	SEATS: AUDITORIUM, BLEACHER, AND CIRCUS	51	42	51	63	1	(Z)	1	(Z)



TONS (THOUSANDS) AND TON-MILES (MILLIONS) BY DISTANCE OF SHIPMENT--CON.

200 TO 299 MILES		300 TO 499 MILES		500 TO 999 MILES		1,000 TO 1,499 MILES		1,500 MILES AND OVER		MILEAGE UNKNOWN	TCC CODE AND WT.
TONS	TON-MILES	TONS	TON-MILES	TONS	TON-MILES	TONS	TON-MILES	TONS	TON-MILES	TONS	
1	(Z)	3	1	13	9	1	2	(Z)	1	5	25161 UK
147	37	95	36	174	123	40	47	52	106	6	2517
10	3	12	5	20	14	4	5	3	7	-	0-.5
4	1	4	2	7	5	4	5	4	8	-	.5-1
10	3	23	9	23	16	11	12	7	14	-	1-5
36	9	10	4	22	15	5	6	3	7	-	5-10
33	8	23	9	27	19	13	15	11	21	-	10-20
20	5	5	2	13	11	-	-	10	21	-	20-30
2	(Z)	(Z)	(Z)	(Z)	(Z)	-	-	-	-	-	30-60
-	-	-	-	1	1	-	-	-	-	-	90+
32	9	18	6	60	40	3	4	14	29	6	UK
104	27	30	11	64	41	(Z)	(Z)	(Z)	(Z)	(Z)	25171
(Z)	(Z)	(Z)	(Z)	(Z)	(Z)	-	-	(Z)	(Z)	-	0-.5
(Z)	(Z)	(Z)	(Z)	(Z)	(Z)	-	-	(Z)	(Z)	-	.5-1
4	1	1	(Z)	2	1	-	-	-	-	-	1-5
29	8	9	3	5	3	-	-	-	-	-	5-10
25	6	4	1	9	5	-	-	-	-	-	10-20
17	4	3	1	2	2	-	-	-	-	-	20-30
-	-	(Z)	(Z)	-	-	-	-	-	-	-	30-60
-	-	-	-	1	1	-	-	-	-	-	90+
29	8	13	4	44	29	(Z)	(Z)	(Z)	(Z)	(Z)	UK
33	8	42	16	71	51	33	38	47	96	3	25173
7	2	9	3	12	8	3	3	2	4	-	0-.5
3	1	1	1	5	3	4	5	2	4	-	.5-1
4	1	16	6	14	10	9	10	6	11	-	1-5
6	1	-	-	15	11	3	4	3	7	-	5-10
4	1	11	4	7	5	11	13	11	21	-	10-20
3	1	-	-	-	2	-	-	9	21	-	20-30
2	(Z)	-	-	3	-	-	-	-	21	-	30-60
4	1	5	2	15	11	3	4	14	28	3	UK
8	2	21	9	34	28	7	8	5	10	2	25179
2	1	3	1	8	5	1	2	1	3	-	0-.5
(Z)	(Z)	2	1	2	1	(Z)	(Z)	2	4	-	.5-1
1	(Z)	6	3	5	4	2	2	1	3	-	1-5
(Z)	(Z)	1	(Z)	1	1	2	2	(Z)	(Z)	-	5-10
4	1	8	4	10	8	2	2	-	-	-	10-20
1	(Z)	1	(Z)	8	8	-	-	(Z)	(Z)	-	20-30
-	-	-	-	(Z)	(Z)	-	-	-	-	-	30-60
-	-	(Z)	(Z)	(Z)	(Z)	-	-	-	-	2	UK
4	1	22	9	32	21	3	4	3	6	-	25181
2	(Z)	9	3	9	6	1	1	1	2	-	0-.5
2	(Z)	6	2	6	4	(Z)	(Z)	-	-	-	.5-1
1	(Z)	2	1	9	6	2	2	1	2	-	1-5
-	-	3	1	3	2	-	-	1	3	-	5-10
-	-	1	(Z)	4	2	-	-	-	-	-	10-20
-	-	-	-	-	-	-	-	-	-	-	20-30
-	-	-	-	-	-	-	-	-	-	-	30-60
(Z)	(Z)	-	-	(Z)	(Z)	-	-	-	-	-	UK
76	19	60	23	118	84	30	36	75	147	35	25199
9	2	22	9	29	20	12	14	19	38	-	0-.5
3	1	7	3	16	12	3	2	3	6	-	.5-1
21	5	14	6	32	24	13	15	29	57	-	1-5
9	2	5	2	20	14	3	5	3	5	-	5-10
12	3	1	1	12	8	-	-	9	17	-	10-20
5	1	1	(Z)	-	-	(Z)	(Z)	7	12	-	20-30
(Z)	(Z)	2	1	1	1	(Z)	-	-	-	-	30-60
-	-	-	-	-	-	-	-	-	-	-	60-90
-	-	-	-	-	-	-	-	-	-	-	90+
18	4	7	3	8	6	(Z)	(Z)	6	12	35	UK
30	8	32	12	90	66	33	39	35	76	16	2531
2	(Z)	6	3	9	7	3	4	3	5	-	0-.5
3	1	4	1	6	4	3	3	2	4	-	.5-1
9	2	8	3	17	13	10	12	5	10	-	1-5
10	3	4	2	8	6	4	5	2	5	-	5-10
2	1	6	2	14	9	2	3	15	35	-	10-20
(Z)	(Z)	1	(Z)	12	7	3	4	(Z)	(Z)	-	20-30
1	(Z)	1	(Z)	6	4	6	7	1	3	-	30-60
(Z)	(Z)	1	(Z)	4	4	1	1	1	2	-	60-90
-	-	-	-	(Z)	(Z)	-	-	-	5	-	90+
4	1	2	1	14	12	(Z)	(Z)	3	6	16	UK
8	2	18	7	38	28	18	21	17	39	2	25311
1	(Z)	4	2	5	4	2	2	1	1	-	0-.5
1	(Z)	3	1	3	2	3	3	1	2	-	.5-1
3	1	6	2	13	11	8	9	1	1	-	1-5
2	(Z)	(Z)	(Z)	3	2	3	4	-	-	-	5-10
1	(Z)	5	2	11	7	2	2	15	34	-	10-20
-	-	(Z)	(Z)	1	1	1	1	-	-	-	20-30
(Z)	(Z)	(Z)	(Z)	1	1	1	1	-	-	-	30-60
(Z)	(Z)	(Z)	(Z)	(Z)	(Z)	-	-	-	-	2	UK
6	1	5	2	13	12	(Z)	(Z)	4	8	-	25312
(Z)	(Z)	(Z)	(Z)	(Z)	(Z)	(Z)	(Z)	(Z)	(Z)	-	0-.5
1	(Z)	1	(Z)	(Z)	(Z)	-	-	(Z)	(Z)	-	.5-1
1	(Z)	1	(Z)	1	1	(Z)	(Z)	(Z)	(Z)	-	1-5
(Z)	(Z)	2	1	1	1	-	-	1	2	-	5-10
3	1	1	(Z)	11	10	(Z)	(Z)	3	5	-	UK
3	1	5	2	23	15	8	10	6	14	3	25314

BUREAU OF THE CENSUS

TABLE 3. SHIPMENTS BY MANUFACTURING ESTABLISHMENTS--COMMODITIES AND WEIGHT OF SHIPMENT BY DISTANCE SHIPPED: 1977--CON.

TCC CODE	COMMODITY AND WEIGHT OF SHIPMENT	ALL SHIPMENTS				TONS (THOUSANDS) AND TON-MILES (MILLIONS) BY DISTANCE OF SHIPMENT			
		TONS (THOU- SANDS) (A)	TON-MILES (MIL- LIONS) (B)	STANDARD ERROR (PERCENT) FOR COLUMNS--		UNDER 100 MILES		100 TO 199 MILES	
				(A)	(B)	TONS	TON- MILES	TONS	TON- MILES
25314	SEATS; AUDITORIUM, BLEACHER, AND CIRCUS.								
	UNDER 500 POUNDS . . . . .	2	1	18	27	(Z)	(Z)	(Z)	(Z)
	500 TO 999 POUNDS . . . . .	2	1	37	38	(Z)	(Z)	-	-
	1,000 TO 4,999 POUNDS . . . . .	6	5	30	38	(Z)	(Z)	(Z)	(Z)
	5,000 TO 9,999 POUNDS . . . . .	3	2	52	65	(Z)	(Z)	(Z)	(Z)
	10,000 TO 19,999 POUNDS . . . . .	4	3	49	52	-	-	(Z)	(Z)
	20,000 TO 29,999 POUNDS . . . . .	15	10	72	61	(Z)	(Z)	(Z)	(Z)
	30,000 TO 59,999 POUNDS . . . . .	5	7	61	69	-	-	(Z)	(Z)
	60,000 TO 89,999 POUNDS . . . . .	7	6	63	71	-	-	-	-
	90,000 POUNDS AND OVER . . . . .	3	5	94	98	-	-	-	-
	SHIPMENT WEIGHT UNKNOWN . . . . .	5	2	10	24	(Z)	(Z)	(Z)	(Z)
25319	PUBLIC BUILDING FURNITURE, NEC	95	41	24	28	33	2	5	1
	UNDER 500 POUNDS . . . . .	8	7	32	34	(Z)	(Z)	1	(Z)
	500 TO 999 POUNDS . . . . .	4	4	32	36	(Z)	(Z)	(Z)	(Z)
	1,000 TO 4,999 POUNDS . . . . .	15	10	35	34	4	(Z)	1	(Z)
	5,000 TO 9,999 POUNDS . . . . .	17	9	44	44	1	(Z)	3	(Z)
	10,000 TO 19,999 POUNDS . . . . .	3	2	82	70	1	(Z)	-	-
	20,000 TO 29,999 POUNDS . . . . .	1	1	72	75	-	-	-	-
	30,000 TO 59,999 POUNDS . . . . .	7	7	100	100	-	-	-	-
	SHIPMENT WEIGHT UNKNOWN . . . . .	39	3	59	57	27	2	-	-
254	PARTITIONS, SHELVING, LOCKERS, FIXTURES; OFFICE, STORE	1 658	779	11	17	485	18	205	31
	UNDER 500 POUNDS . . . . .	132	111	30	50	30	1	15	2
	500 TO 999 POUNDS . . . . .	46	19	19	28	12	(Z)	10	1
	1,000 TO 4,999 POUNDS . . . . .	233	89	14	17	93	3	34	5
	5,000 TO 9,999 POUNDS . . . . .	176	68	19	19	72	2	12	2
	10,000 TO 19,999 POUNDS . . . . .	232	108	27	25	63	3	33	5
	20,000 TO 29,999 POUNDS . . . . .	171	91	29	45	65	3	17	2
	30,000 TO 59,999 POUNDS . . . . .	227	130	19	26	20	2	13	2
	60,000 TO 89,999 POUNDS . . . . .	19	6	60	62	-	-	8	1
	90,000 POUNDS AND OVER . . . . .	109	76	70	76	-	-	-	-
	SHIPMENT WEIGHT UNKNOWN . . . . .	312	82	35	34	130	3	63	11
25411	WOOD PARTITIONS AND FIXTURES, OFFICE AND STORE *	604	233	26	43	171	5	95	16
	UNDER 500 POUNDS . . . . .	29	10	25	22	9	(Z)	8	1
	500 TO 999 POUNDS . . . . .	16	5	25	35	3	(Z)	6	1
	1,000 TO 4,999 POUNDS . . . . .	74	27	24	35	27	1	10	1
	5,000 TO 9,999 POUNDS . . . . .	56	22	45	45	24	1	4	1
	10,000 TO 19,999 POUNDS . . . . .	77	28	58	54	14	1	13	2
	20,000 TO 29,999 POUNDS . . . . .	19	5	59	47	-	-	7	1
	30,000 TO 59,999 POUNDS . . . . .	47	31	53	68	(Z)	(Z)	2	(Z)
	60,000 TO 89,999 POUNDS . . . . .	77	58	88	92	-	-	-	-
	90,000 POUNDS AND OVER . . . . .	77	58	88	92	-	-	-	-
	SHIPMENT WEIGHT UNKNOWN . . . . .	209	46	47	43	94	3	43	8
25421	METAL PARTITIONS AND FIXTURES, OFFICE AND STORE *	1 009	550	13	14	308	13	92	13
	UNDER 500 POUNDS . . . . .	94	95	37	56	18	1	5	1
	500 TO 999 POUNDS . . . . .	28	12	26	37	9	(Z)	3	(Z)
	1,000 TO 4,999 POUNDS . . . . .	156	65	19	15	64	2	23	3
	5,000 TO 9,999 POUNDS . . . . .	109	46	17	21	38	1	7	1
	10,000 TO 19,999 POUNDS . . . . .	119	69	32	31	42	2	7	1
	20,000 TO 29,999 POUNDS . . . . .	154	93	31	47	73	3	6	1
	30,000 TO 59,999 POUNDS . . . . .	171	102	23	25	21	2	11	1
	60,000 TO 89,999 POUNDS . . . . .	21	7	60	62	-	-	8	1
	90,000 POUNDS AND OVER . . . . .	33	20	69	69	-	-	-	-
	SHIPMENT WEIGHT UNKNOWN . . . . .	123	41	50	50	44	1	23	3
259	MISCELLANEOUS FURNITURE AND FIXTURES	430	205	16	11	126	4	49	7
	UNDER 500 POUNDS . . . . .	72	40	13	16	14	(Z)	11	2
	500 TO 999 POUNDS . . . . .	25	17	13	27	4	(Z)	2	(Z)
	1,000 TO 4,999 POUNDS . . . . .	80	38	30	19	26	1	10	2
	5,000 TO 9,999 POUNDS . . . . .	59	24	30	27	29	1	3	2
	10,000 TO 19,999 POUNDS . . . . .	57	33	38	39	9	(Z)	1	(Z)
	20,000 TO 29,999 POUNDS . . . . .	45	23	18	18	2	(Z)	15	2
	30,000 TO 59,999 POUNDS . . . . .	46	26	19	24	10	1	8	1
	60,000 TO 89,999 POUNDS . . . . .	22	(Z)	75	75	22	(Z)	-	-
	90,000 POUNDS AND OVER . . . . .	24	4	57	77	11	(Z)	(Z)	(Z)
	SHIPMENT WEIGHT UNKNOWN . . . . .	24	4	57	77	11	(Z)	(Z)	(Z)
25911	VENETIAN BLINDS, SHADES, AND ACCESSORIES *	184	90	13	12	44	1	32	4
	UNDER 500 POUNDS . . . . .	37	19	14	11	7	(Z)	8	1
	500 TO 999 POUNDS . . . . .	8	5	22	41	1	(Z)	1	(Z)
	1,000 TO 4,999 POUNDS . . . . .	12	8	18	21	1	(Z)	2	(Z)
	5,000 TO 9,999 POUNDS . . . . .	9	8	22	56	(Z)	(Z)	(Z)	(Z)
	10,000 TO 19,999 POUNDS . . . . .	13	9	26	54	4	(Z)	(Z)	(Z)
	20,000 TO 29,999 POUNDS . . . . .	36	17	20	19	2	(Z)	12	1
	30,000 TO 59,999 POUNDS . . . . .	37	23	19	24	6	(Z)	7	1
	60,000 TO 89,999 POUNDS . . . . .	23	(Z)	75	75	23	(Z)	-	-
	90,000 POUNDS AND OVER . . . . .	9	1	42	66	(Z)	(Z)	-	-
	SHIPMENT WEIGHT UNKNOWN . . . . .	9	1	42	66	(Z)	(Z)	-	-
2599	FURNITURE AND FIXTURES, NEC.	247	117	28	23	86	2	15	2
	UNDER 500 POUNDS . . . . .	37	23	26	33	7	(Z)	3	(Z)
	500 TO 999 POUNDS . . . . .	18	13	19	38	3	(Z)	1	(Z)
	1,000 TO 4,999 POUNDS . . . . .	72	33	37	23	27	1	8	1
	5,000 TO 9,999 POUNDS . . . . .	53	17	37	30	32	1	2	(Z)
	10,000 TO 19,999 POUNDS . . . . .	45	25	58	56	(Z)	(Z)	1	(Z)
	20,000 TO 29,999 POUNDS . . . . .	5	3	58	76	(Z)	(Z)	(Z)	(Z)
	30,000 TO 59,999 POUNDS . . . . .	(Z)	(Z)	100	100	(Z)	(Z)	-	-
	SHIPMENT WEIGHT UNKNOWN . . . . .	17	3	62	82	12	1	(Z)	(Z)
25999	FURNITURE AND FIXTURES, NEC.	228	105	27	23	82	2	15	2
	UNDER 500 POUNDS . . . . .	36	22	27	34	7	(Z)	3	(Z)
	500 TO 999 POUNDS . . . . .	17	13	20	39	3	(Z)	1	(Z)
	1,000 TO 4,999 POUNDS . . . . .	66	27	33	23	26	1	8	1
	5,000 TO 9,999 POUNDS . . . . .	50	14	37	32	32	1	2	(Z)
	10,000 TO 19,999 POUNDS . . . . .	37	22	59	58	2	(Z)	1	(Z)
	20,000 TO 29,999 POUNDS . . . . .	5	3	58	76	(Z)	(Z)	(Z)	(Z)
	30,000 TO 59,999 POUNDS . . . . .	(Z)	(Z)	100	100	(Z)	(Z)	-	-
	SHIPMENT WEIGHT UNKNOWN . . . . .	17	3	62	82	12	1	(Z)	(Z)

TONS (THOUSANDS) AND TON-MILES (MILLIONS) BY OISTANCE OF SHIPMENT--CON.

200 TO 299 MILES		300 TO 499 MILES		500 TO 999 MILES		1,000 TO 1,499 MILES		1,500 MILES AND OVER		MILEAGE UNKNOWN	TCC CODE AND WT.
TONS	TON-MILES	TONS	TON-MILES	TONS	TON-MILES	TONS	TON-MILES	TONS	TON-MILES	TONS	
(Z)	(Z)	(Z)	(Z)	1	1	(Z)	(Z)	(Z)	(Z)	-	25314
(Z)	(Z)	(Z)	(Z)	1	1	(Z)	(Z)	-	-	-	0-.5
1	(Z)	(Z)	(Z)	1	1	1	1	1	2	-	.5-1
(Z)	(Z)	2	1	1	(Z)	(Z)	(Z)	1	1	-	1-5
1	(Z)	(Z)	(Z)	1	1	1	1	(Z)	(Z)	-	5-10
(Z)	(Z)	(Z)	(Z)	11	6	3	3	(Z)	(Z)	-	10-20
-	-	(Z)	(Z)	1	1	3	3	1	3	-	20-30
(Z)	(Z)	1	(Z)	4	4	1	1	1	3	-	30-60
-	-	-	-	(Z)	(Z)	-	-	3	5	-	60-90
(Z)	(Z)	(Z)	(Z)	2	1	(Z)	(Z)	(Z)	(Z)	3	90+
14	4	3	1	16	11	6	7	8	15	11	25319
1	(Z)	2	1	3	2	1	1	1	3	-	0-.5
(Z)	(Z)	(Z)	(Z)	2	1	(Z)	(Z)	1	2	-	.5-1
4	1	(Z)	(Z)	2	1	1	2	3	6	-	1-5
8	2	-	-	4	2	1	1	1	3	-	5-10
1	(Z)	-	-	2	1	(Z)	(Z)	(Z)	(Z)	-	10-20
-	-	(Z)	(Z)	1	1	-	-	-	-	-	20-30
(Z)	(Z)	(Z)	(Z)	3	3	3	3	(Z)	(Z)	-	30-60
-	-	(Z)	(Z)	(Z)	(Z)	-	-	(Z)	(Z)	1	UK
198	49	157	62	385	264	99	120	116	236	13	254
11	3	8	3	21	15	14	18	32	69	-	0-.5
5	1	4	2	11	8	4	4	1	2	(Z)	.5-1
18	4	26	10	39	27	9	11	14	29	-	1-5
20	5	22	8	35	26	8	10	7	15	-	5-10
29	7	45	18	26	19	22	29	15	28	-	10-20
23	6	13	5	24	15	7	8	23	52	-	20-30
56	14	13	5	88	57	20	23	17	28	-	30-60
-	-	4	2	7	3	-	-	-	-	-	60-90
-	-	-	-	109	76	-	-	-	-	-	90+
37	9	23	10	25	18	15	17	7	14	13	UK
105	25	37	15	141	105	21	26	24	42	9	25411
3	1	2	1	6	4	1	1	1	3	-	0-.5
9	(Z)	8	(Z)	4	3	1	1	(Z)	(Z)	-	.5-1
3	2	8	3	13	10	2	2	4	7	-	1-5
17	4	3	1	19	14	1	1	2	3	-	5-10
11	4	16	6	11	8	5	7	-	-	-	10-20
28	3	-	-	(Z)	-	(Z)	-	(Z)	1	-	20-30
28	7	(Z)	(Z)	(Z)	(Z)	2	3	13	21	-	30-60
-	-	-	-	77	58	-	-	-	-	-	90+
33	8	7	3	10	7	9	10	3	7	9	UK
53	14	123	48	256	168	72	85	99	209	6	25421
8	2	6	2	16	11	13	16	29	63	-	0-.5
3	1	3	1	8	5	2	2	1	2	(Z)	.5-1
7	2	17	7	26	18	8	9	11	24	-	1-5
17	4	18	7	16	11	7	9	6	13	-	5-10
3	1	27	11	12	9	9	11	19	34	-	10-20
4	1	13	5	26	17	7	8	25	58	-	20-30
6	1	14	5	99	64	18	20	4	8	-	30-60
-	-	8	3	6	3	-	-	-	-	-	60-90
-	-	-	-	33	20	-	-	-	-	-	90+
6	2	17	7	16	11	9	10	4	8	6	UK
33	9	56	23	102	71	26	31	30	62	7	259
6	1	12	5	18	13	6	7	6	12	(Z)	0-.5
4	1	4	2	5	4	1	1	5	9	-	.5-1
5	1	9	3	15	10	11	12	4	8	-	1-5
5	1	7	3	9	7	3	4	3	8	-	5-10
9	3	8	3	24	15	1	1	5	11	-	10-20
3	1	10	4	9	6	2	3	4	7	-	20-30
(Z)	(Z)	4	1	19	14	2	2	3	6	-	30-60
-	-	-	-	-	-	-	-	-	-	-	90+
1	(Z)	2	1	2	1	(Z)	(Z)	(Z)	1	7	UK
12	3	27	11	41	30	9	10	15	30	6	25911
2	1	5	2	8	6	3	4	2	4	-	0-.5
1	(Z)	1	1	2	2	(Z)	(Z)	1	2	-	.5-1
1	(Z)	2	1	3	2	1	2	1	3	-	1-5
3	1	1	(Z)	2	2	(Z)	1	1	5	-	5-10
(Z)	(Z)	3	1	4	3	(Z)	1	2	4	-	10-20
3	1	8	3	6	4	1	1	3	6	-	20-30
(Z)	(Z)	4	1	15	11	2	2	4	7	-	30-60
-	-	-	-	-	-	-	-	-	-	-	90+
-	-	2	1	1	(Z)	(Z)	(Z)	-	-	6	UK
21	5	29	12	59	40	19	22	17	34	1	25999
3	1	6	3	11	8	3	3	4	8	(Z)	0-.5
2	1	3	1	3	2	1	1	4	7	-	.5-1
4	1	6	2	13	9	11	12	3	6	-	1-5
1	(Z)	6	3	7	6	3	4	2	3	-	5-10
9	3	4	2	22	13	(Z)	1	3	8	-	10-20
(Z)	(Z)	2	1	1	1	1	1	(Z)	(Z)	-	20-30
-	-	-	-	-	-	(Z)	(Z)	-	-	-	30-60
1	(Z)	(Z)	(Z)	1	1	(Z)	(Z)	(Z)	1	1	UK
21	5	26	10	53	35	15	18	16	32	1	25999
3	1	6	2	11	8	3	3	4	8	(Z)	0-.5
2	1	2	1	3	2	1	1	4	7	-	.5-1
4	1	6	2	11	8	9	10	2	4	-	1-5
1	(Z)	5	2	7	6	2	2	3	3	-	5-10
9	3	4	2	18	10	(Z)	1	2	8	-	10-20
(Z)	(Z)	2	1	1	1	1	1	(Z)	(Z)	-	20-30
-	-	-	-	-	-	(Z)	(Z)	-	-	-	30-60

BUREAU OF THE CENSUS



TABLE 3. SHIPMENTS BY MANUFACTURING ESTABLISHMENTS--COMMODITIES AND WEIGHT OF SHIPMENT BY DISTANCE SHIPPED: 1977--CON.

TCC CODE	COMMODITY AND WEIGHT OF SHIPMENT	ALL SHIPMENTS				TONS (THOUSANDS) AND TON-MILES (MILLIONS) BY DISTANCE OF SHIPMENT			
		TONS (THOU- SANDS) (A)	TON-MILES (MIL- LIONS) (B)	STANDARD ERROR (PERCENT) FOR COLUMNS--		UNDER 100 MILES		100 TO 199 MILES	
				(A)	(B)	TONS	TON- MILES	TONS	TON- MILES
25999	FURNITURE AND FIXTURES, NEC. SHIPMENT WEIGHT UNKNOWN.	17	3	62	82	12	1	(Z)	(Z)
26	PULP, PAPER, AND ALLIED PRODUCTS	107 525	42 935	5	5	31 824	968	12 827	1 872
	UNDER 500 POUNDS . . . . .	694	282	10	9	205	6	133	21
	500 TO 999 POUNDS . . . . .	834	286	8	16	359	11	87	13
	1,000 TO 4,999 POUNDS . . . . .	5 449	1 319	9	9	2 983	96	762	110
	5,000 TO 9,999 POUNDS . . . . .	5 361	1 117	10	7	3 157	111	674	95
	10,000 TO 19,999 POUNDS . . . . .	9 859	2 212	15	9	5 179	182	1 598	225
	20,000 TO 29,999 POUNDS . . . . .	6 591	2 294	8	11	1 810	75	1 381	198
	30,000 TO 59,999 POUNDS . . . . .	20 166	8 057	6	6	4 105	142	3 484	519
	60,000 TO 89,999 POUNDS . . . . .	6 577	3 220	14	11	1 316	27	609	99
	90,000 POUNDS AND OVER . . . . .	34 599	19 219	10	10	5 596	165	2 653	398
	SHIPMENT WEIGHT UNKNOWN . . . . .	17 396	4 928	12	15	7 115	153	1 447	195
2611	PULP AND PULP MILL PRODUCTS *	9 381	4 319	15	3	3 078	64	1 225	178
	UNDER 500 POUNDS . . . . .	(Z)	(Z)	55	69	(Z)	(Z)	(Z)	(Z)
	500 TO 999 POUNDS . . . . .	(Z)	(Z)	95	72	-	-	-	-
	1,000 TO 4,999 POUNDS . . . . .	(Z)	(Z)	53	54	(Z)	(Z)	-	-
	5,000 TO 9,999 POUNDS . . . . .	1	1	50	61	(Z)	(Z)	-	-
	10,000 TO 19,999 POUNDS . . . . .	320	4	99	81	313	2	6	1
	20,000 TO 29,999 POUNDS . . . . .	14	5	32	53	8	(Z)	1	(Z)
	30,000 TO 59,999 POUNDS . . . . .	899	164	12	20	591	16	98	12
	60,000 TO 89,999 POUNDS . . . . .	201	130	25	31	37	1	10	1
	90,000 POUNDS AND OVER . . . . .	6 716	3 791	4	4	1 590	37	1 092	160
	SHIPMENT WEIGHT UNKNOWN . . . . .	1 230	225	12	8	539	7	18	3
26111	PULP	7 996	3 685	4	3	2 577	48	944	134
	UNDER 500 POUNDS . . . . .	(Z)	(Z)	55	69	(Z)	(Z)	(Z)	(Z)
	500 TO 999 POUNDS . . . . .	(Z)	(Z)	95	72	-	-	-	-
	1,000 TO 4,999 POUNDS . . . . .	(Z)	(Z)	53	54	(Z)	(Z)	-	-
	5,000 TO 9,999 POUNDS . . . . .	1	1	50	61	(Z)	(Z)	-	-
	10,000 TO 19,999 POUNDS . . . . .	24	2	23	22	17	1	6	1
	20,000 TO 29,999 POUNDS . . . . .	10	2	44	49	6	(Z)	-	-
	30,000 TO 59,999 POUNDS . . . . .	660	77	9	15	470	6	73	10
	60,000 TO 89,999 POUNDS . . . . .	117	64	16	18	34	1	5	1
	90,000 POUNDS AND OVER . . . . .	6 029	3 316	4	3	1 512	33	853	122
	SHIPMENT WEIGHT UNKNOWN . . . . .	1 154	222	12	8	538	7	7	1
26112	PULP MILL BYPRODUCTS	1 385	634	58	15	501	15	281	43
	10,000 TO 19,999 POUNDS . . . . .	296	2	100	99	296	2	1	-
	20,000 TO 29,999 POUNDS . . . . .	4	3	53	90	2	(Z)	1	(Z)
	30,000 TO 59,999 POUNDS . . . . .	239	87	29	34	121	10	25	3
	60,000 TO 89,999 POUNDS . . . . .	83	66	54	62	3	(Z)	5	1
	90,000 POUNDS AND OVER . . . . .	687	475	12	19	78	4	239	38
	SHIPMENT WEIGHT UNKNOWN . . . . .	76	3	36	58	1	(Z)	11	2
2621	PAPER, EXC. BUILDING PAPER *	30 768	15 267	8	8	4 831	143	3 312	486
	UNDER 500 POUNDS . . . . .	84	40	16	14	25	1	8	1
	500 TO 999 POUNDS . . . . .	126	47	22	17	50	2	10	2
	1,000 TO 4,999 POUNDS . . . . .	726	318	14	14	185	8	92	14
	5,000 TO 9,999 POUNDS . . . . .	655	341	11	10	114	5	81	12
	10,000 TO 19,999 POUNDS . . . . .	1 433	734	11	13	184	8	200	29
	20,000 TO 29,999 POUNDS . . . . .	1 202	588	17	30	155	7	179	25
	30,000 TO 59,999 POUNDS . . . . .	8 695	3 821	14	10	1 036	44	1 776	259
	60,000 TO 89,999 POUNDS . . . . .	2 161	1 291	14	12	337	7	140	23
	90,000 POUNDS AND OVER . . . . .	10 250	6 040	15	15	765	33	574	87
	SHIPMENT WEIGHT UNKNOWN . . . . .	5 435	2 047	25	28	1 979	28	253	34
26211	NEWSPRINT.	3 732	1 469	35	31	430	15	378	58
	UNDER 500 POUNDS . . . . .	(Z)	(Z)	100	100	(Z)	(Z)	-	-
	500 TO 999 POUNDS . . . . .	(Z)	(Z)	99	69	(Z)	(Z)	-	-
	1,000 TO 4,999 POUNDS . . . . .	2	(Z)	92	43	1	(Z)	-	-
	5,000 TO 9,999 POUNDS . . . . .	8	3	96	93	4	(Z)	-	-
	10,000 TO 19,999 POUNDS . . . . .	15	3	69	76	10	(Z)	-	-
	20,000 TO 29,999 POUNDS . . . . .	2	(Z)	80	84	2	(Z)	-	-
	30,000 TO 59,999 POUNDS . . . . .	553	142	29	31	78	3	155	22
	60,000 TO 89,999 POUNDS . . . . .	160	48	75	78	6	(Z)	38	6
	90,000 POUNDS AND OVER . . . . .	2 844	1 228	36	32	316	12	165	27
	SHIPMENT WEIGHT UNKNOWN . . . . .	147	44	22	26	12	(Z)	20	3
26212	GROUND WOOD PAPER, UNCOATED.	2 058	1 078	27	28	94	5	134	21
	UNDER 500 POUNDS . . . . .	(Z)	(Z)	62	51	-	-	-	-
	500 TO 999 POUNDS . . . . .	(Z)	(Z)	56	86	(Z)	(Z)	(Z)	(Z)
	1,000 TO 4,999 POUNDS . . . . .	2	1	44	34	(Z)	(Z)	(Z)	(Z)
	5,000 TO 9,999 POUNDS . . . . .	3	1	49	34	1	(Z)	(Z)	(Z)
	10,000 TO 19,999 POUNDS . . . . .	16	9	84	92	(Z)	(Z)	1	(Z)
	20,000 TO 29,999 POUNDS . . . . .	2	(Z)	92	79	1	(Z)	-	-
	30,000 TO 59,999 POUNDS . . . . .	381	172	10	12	33	2	48	7
	60,000 TO 89,999 POUNDS . . . . .	59	42	21	29	2	(Z)	1	(Z)
	90,000 POUNDS AND OVER . . . . .	1 042	577	15	14	49	3	49	8
	SHIPMENT WEIGHT UNKNOWN . . . . .	554	277	91	100	7	1	35	6
26213	PRINTING PAPER, COATED AND UNCOATED.	13 402	7 359	15	14	1 364	60	1 454	221
	UNDER 500 POUNDS . . . . .	26	8	42	30	10	1	2	(Z)
	500 TO 999 POUNDS . . . . .	40	16	35	32	13	1	3	1
	1,000 TO 4,999 POUNDS . . . . .	279	114	24	23	74	4	33	5
	5,000 TO 9,999 POUNDS . . . . .	293	132	22	21	53	3	41	6
	10,000 TO 19,999 POUNDS . . . . .	710	343	18	22	93	5	105	16
	20,000 TO 29,999 POUNDS . . . . .	586	301	28	45	59	2	80	12
	30,000 TO 59,999 POUNDS . . . . .	5 176	2 446	20	17	621	28	798	122
	60,000 TO 89,999 POUNDS . . . . .	1 365	799	20	19	226	6	96	16
	90,000 POUNDS AND OVER . . . . .	4 037	2 774	25	26	182	10	246	36
	SHIPMENT WEIGHT UNKNOWN . . . . .	889	426	6	8	32	1	50	7
26214	WRAPPING PAPER, WRAPPERS, AND COARSE PAPER	4 547	2 678	20	21	779	20	228	33
	UNDER 500 POUNDS . . . . .	1	1	32	28	(Z)	(Z)	(Z)	(Z)

TONS (THOUSANDS) AND TON-MILES (MILLIONS) BY DISTANCE OF SHIPMENT--CON.

200 TO 299 MILES		300 TO 499 MILES		500 TO 999 MILES		1,000 TO 1,499 MILES		1,500 MILES AND OVER		MILEAGE UNKNOWN	TCC CODE AND WT.
TONS	TON-MILES	TONS	TON-MILES	TONS	TON-MILES	TONS	TON-MILES	TONS	TON-MILES	TONS	
1	(Z)	(Z)	(Z)	1	1	(Z)	(Z)	(Z)	1	1	25999 UK
11 529	2 836	14 581	5 750	26 844	19 439	4 417	5 159	3 475	6 911	2 027	26
63	16	88	34	132	96	38	44	34	65	(Z)	0-.5
106	26	95	37	97	71	57	65	33	64	-	5-1
397	98	465	181	508	351	193	226	139	257	2	1-5
403	96	479	193	444	317	134	166	70	140	-	5-10
810	199	896	352	1 047	739	192	223	136	292	1	10-20
900	223	978	384	1 088	774	219	270	214	370	1	20-30
2 902	717	3 545	1 367	4 817	3 405	814	940	497	967	2	30-60
703	176	1 086	412	2 287	1 680	357	405	218	422	-	60-90
4 053	986	5 116	2 074	13 571	9 959	1 938	2 246	1 673	3 391	-	90+
1 192	299	1 833	717	2 853	2 048	475	573	460	944	2 022	UK
808	180	706	281	1 852	1 402	358	401	847	1 813	506	2611
(Z)	(Z)	-	-	(Z)	(Z)	(Z)	(Z)	(Z)	(Z)	-	0-.5
(Z)	(Z)	-	-	-	-	-	-	(Z)	(Z)	-	5-1
-	-	-	-	1	1	(Z)	(Z)	(Z)	(Z)	-	1-5
1	(Z)	-	-	(Z)	(Z)	-	-	(Z)	(Z)	-	5-10
2	(Z)	1	(Z)	1	(Z)	-	-	1	3	-	10-20
59	14	37	15	92	66	8	10	14	31	-	20-30
3	1	35	14	98	83	8	10	9	20	-	30-60
741	164	600	240	1 593	1 210	339	378	759	1 601	-	60-90
2	(Z)	32	11	67	41	3	3	63	159	506	UK
716	159	671	268	1 664	1 255	295	325	685	1 494	445	26111
(Z)	(Z)	-	-	(Z)	(Z)	(Z)	(Z)	(Z)	(Z)	-	0-.5
(Z)	(Z)	-	-	-	-	-	-	(Z)	(Z)	-	5-1
-	-	-	-	1	1	(Z)	(Z)	(Z)	(Z)	-	1-5
1	(Z)	-	-	(Z)	(Z)	-	-	(Z)	(Z)	-	5-10
2	(Z)	1	(Z)	1	(Z)	-	-	(Z)	(Z)	-	10-20
34	8	29	12	50	37	3	3	1	1	-	20-30
3	1	32	13	26	19	8	10	9	20	-	30-60
675	149	579	232	1 519	1 156	280	309	612	1 314	-	60-90
-	-	30	11	67	41	3	3	63	159	445	UK
93	21	35	14	188	146	64	76	162	319	61	26112
-	-	-	-	-	-	-	-	-	-	-	10-20
-	-	-	-	-	-	-	-	1	3	-	20-30
25	6	8	3	42	30	5	7	13	30	-	30-60
(Z)	(Z)	4	2	72	64	-	-	-	-	-	60-90
66	15	22	8	75	53	59	69	148	287	-	90+
2	(Z)	1	1	-	-	-	-	-	-	61	UK
3 591	898	5 176	2 027	10 485	7 589	1 752	2 029	1 134	2 095	487	2621
11	3	12	5	17	12	5	5	7	13	-	0-.5
12	3	18	7	27	20	5	6	4	8	-	5-1
58	15	141	55	176	123	42	47	30	57	3	1-5
61	15	164	69	167	126	30	36	38	79	-	5-10
125	30	281	109	518	371	74	88	50	99	1	10-20
156	37	240	93	338	242	107	133	26	50	1	20-30
1 197	297	1 663	644	2 335	1 645	492	558	196	374	2	30-60
132	32	401	153	854	636	155	179	142	262	-	60-90
1 403	353	1 645	663	4 896	3 555	579	662	388	687	-	90+
437	115	610	228	1 157	860	264	316	255	467	481	UK
782	201	1 043	403	1 076	758	(Z)	(Z)	22	34	1	26211
-	-	-	-	-	-	(Z)	(Z)	-	-	-	0-.5
(Z)	(Z)	(Z)	(Z)	(Z)	(Z)	-	-	-	-	-	5-1
-	-	(Z)	(Z)	4	3	-	-	-	-	-	1-5
-	-	-	-	5	3	-	-	-	-	-	5-10
-	-	-	-	-	-	-	-	-	-	-	10-20
126	33	154	56	40	29	-	-	-	-	-	20-30
8	2	106	39	2	1	-	-	-	-	-	30-60
618	159	709	281	1 013	716	-	-	22	34	-	60-90
29	7	73	27	12	7	-	-	-	-	1	UK
364	96	551	208	672	472	180	222	25	53	37	26212
(Z)	(Z)	(Z)	(Z)	(Z)	(Z)	-	-	(Z)	(Z)	-	0-.5
-	-	-	-	(Z)	(Z)	-	-	-	-	-	5-1
(Z)	(Z)	1	(Z)	(Z)	(Z)	-	-	-	-	-	1-5
1	(Z)	(Z)	(Z)	1	1	(Z)	(Z)	-	-	-	5-10
-	-	9	4	6	5	-	-	-	-	-	10-20
(Z)	(Z)	(Z)	(Z)	-	-	-	-	-	-	-	20-30
51	12	98	39	145	104	5	8	-	-	-	30-60
9	2	18	7	20	13	3	3	7	16	-	60-90
142	36	295	114	378	251	111	132	17	34	-	90+
161	46	129	45	122	98	61	79	2	3	37	UK
1 511	366	2 244	878	5 187	3 743	903	1 027	586	1 064	153	26213
6	1	4	2	4	3	1	1	(Z)	1	-	0-.5
5	1	6	2	10	8	3	4	(Z)	1	-	5-1
28	7	66	25	57	42	12	14	10	18	-	1-5
43	10	57	21	73	55	15	19	10	18	-	5-10
86	21	149	56	213	158	44	52	19	35	-	10-20
78	18	118	44	173	115	63	79	15	30	-	20-30
731	178	1 010	393	1 541	1 083	332	378	142	264	2	30-60
92	22	206	79	560	409	95	108	89	160	-	60-90
413	101	411	173	2 218	1 637	291	324	276	493	-	90+
29	7	218	83	338	235	46	50	25	45	151	UK
357	89	483	190	2 108	1 541	269	316	270	489	52	26214
(Z)	(Z)	(Z)	(Z)	(Z)	(Z)	(Z)	(Z)	(Z)	(Z)	-	0-.5

BUREAU OF THE CENSUS

TABLE 3. SHIPMENTS BY MANUFACTURING ESTABLISHMENTS--COMMODITIES AND WEIGHT OF SHIPMENT BY DISTANCE SHIPPED: 1977--CON.

TCC CODE	COMMODITY AND WEIGHT OF SHIPMENT	ALL SHIPMENTS				TONS (THOUSANDS) AND TON-MILES (MILLIONS) BY DISTANCE OF SHIPMENT			
		TONS (THOU- SANDS) (A)	TON-MILES (MIL- LIONS) (B)	STANDARD ERROR (PERCENT) FOR COLUMNS--		UNDER 100 MILES		100 TO 199 MILES	
				(A)	(B)	TONS	TON- MILES	TONS	TON- MILES
26214	WRAPPING PAPER, WRAPPERS, AND COARSE PAPER								
	500 TO 999 POUNDS . . . . .	7	1	38	30	4	(Z)	1	(Z)
	1,000 TO 4,999 POUNDS . . . . .	83	25	35	28	37	1	7	1
	5,000 TO 9,999 POUNDS . . . . .	49	19	16	16	12	(Z)	6	1
	10,000 TO 19,999 POUNDS . . . . .	118	66	9	11	13	(Z)	13	2
	20,000 TO 29,999 POUNDS . . . . .	118	61	14	15	18	1	12	2
	30,000 TO 59,999 POUNDS . . . . .	789	379	6	9	96	4	89	13
	60,000 TO 89,999 POUNDS . . . . .	280	211	16	16	11	(Z)	-	-
	90,000 POUNDS AND OVER . . . . .	1 654	1 043	10	10	106	5	55	8
	SHIPMENT WEIGHT UNKNOWN . . . . .	1 446	873	43	45	483	7	44	6
26217	SPECIAL INDUSTRIAL PAPER . . . . .	1 212	387	63	53	60	4	684	94
	UNDER 500 POUNDS . . . . .	3	1	77	79	1	(Z)	(Z)	(Z)
	500 TO 999 POUNDS . . . . .	4	3	77	79	1	(Z)	(Z)	(Z)
	1,000 TO 4,999 POUNDS . . . . .	7	6	45	49	1	(Z)	2	(Z)
	5,000 TO 9,999 POUNDS . . . . .	5	2	57	67	1	(Z)	1	(Z)
	10,000 TO 19,999 POUNDS . . . . .	18	8	68	67	2	(Z)	11	2
	20,000 TO 29,999 POUNDS . . . . .	25	5	44	40	4	(Z)	12	2
	30,000 TO 59,999 POUNDS . . . . .	723	145	78	59	2	(Z)	581	79
	60,000 TO 89,999 POUNDS . . . . .	76	67	59	60	-	-	-	-
	90,000 POUNDS AND OVER . . . . .	138	85	86	91	7	(Z)	56	8
	SHIPMENT WEIGHT UNKNOWN . . . . .	213	65	95	100	43	4	21	3
26218	SANITARY TISSUE STOCK . . . . .	2 747	1 048	38	10	1 255	10	77	11
	UNDER 500 POUNDS . . . . .	(Z)	(Z)	55	69	(Z)	(Z)	-	-
	500 TO 999 POUNDS . . . . .	(Z)	(Z)	77	80	(Z)	(Z)	-	-
	1,000 TO 4,999 POUNDS . . . . .	17	10	25	26	2	(Z)	1	(Z)
	5,000 TO 9,999 POUNDS . . . . .	25	16	29	34	3	(Z)	1	(Z)
	10,000 TO 19,999 POUNDS . . . . .	126	83	19	22	4	(Z)	2	(Z)
	20,000 TO 29,999 POUNDS . . . . .	110	87	24	27	3	(Z)	2	(Z)
	30,000 TO 59,999 POUNDS . . . . .	435	296	15	21	12	1	68	9
	60,000 TO 89,999 POUNDS . . . . .	88	97	50	53	-	-	-	-
	90,000 POUNDS AND OVER . . . . .	268	183	38	42	41	2	-	-
	SHIPMENT WEIGHT UNKNOWN . . . . .	1 677	276	63	24	1 191	7	4	1
26219	PAPER, NEC . . . . .	3 071	1 248	21	18	848	28	357	48
	UNDER 500 POUNDS . . . . .	53	30	19	19	14	(Z)	6	1
	500 TO 999 POUNDS . . . . .	74	26	34	21	32	1	6	1
	1,000 TO 4,999 POUNDS . . . . .	337	163	23	24	70	3	50	7
	5,000 TO 9,999 POUNDS . . . . .	273	168	16	16	40	2	31	4
	10,000 TO 19,999 POUNDS . . . . .	430	224	22	21	61	2	69	9
	20,000 TO 29,999 POUNDS . . . . .	358	134	13	18	69	4	72	9
	30,000 TO 59,999 POUNDS . . . . .	638	241	25	33	194	6	36	6
	60,000 TO 89,999 POUNDS . . . . .	133	27	90	84	92	1	5	1
	90,000 POUNDS AND OVER . . . . .	267	150	75	68	65	1	2	(Z)
	SHIPMENT WEIGHT UNKNOWN . . . . .	508	86	23	42	211	9	78	9
26311	PAPERBOARD, PULPBOARD, AND FIBERBOARD *	27 629	12 659	12	14	5 796	204	3 113	457
	UNDER 500 POUNDS . . . . .	2	(Z)	68	95	2	(Z)	(Z)	(Z)
	500 TO 999 POUNDS . . . . .	9	1	45	54	7	(Z)	1	(Z)
	1,000 TO 4,999 POUNDS . . . . .	196	25	33	42	129	3	41	5
	5,000 TO 9,999 POUNDS . . . . .	270	37	35	25	190	7	32	4
	10,000 TO 19,999 POUNDS . . . . .	930	136	33	19	668	24	77	11
	20,000 TO 29,999 POUNDS . . . . .	411	110	24	20	173	6	77	11
	30,000 TO 59,999 POUNDS . . . . .	3 081	898	19	20	859	34	730	115
	60,000 TO 89,999 POUNDS . . . . .	2 202	909	31	25	314	11	396	64
	90,000 POUNDS AND OVER . . . . .	15 746	8 772	16	17	2 322	81	919	138
	SHIPMENT WEIGHT UNKNOWN . . . . .	4 782	1 771	19	24	1 132	38	845	109
264	CONVERTED PAPER, PAPERBOARD PRODUCTS, EXC. CONTAINERS . . . . .	14 728	5 788	8	10	3 526	118	2 085	313
	UNDER 500 POUNDS . . . . .	423	195	16	12	108	3	61	9
	500 TO 999 POUNDS . . . . .	373	150	12	13	117	4	48	7
	1,000 TO 4,999 POUNDS . . . . .	1 515	491	12	10	527	20	296	46
	5,000 TO 9,999 POUNDS . . . . .	1 109	323	16	15	433	15	193	29
	10,000 TO 19,999 POUNDS . . . . .	1 880	580	7	8	528	21	353	48
	20,000 TO 29,999 POUNDS . . . . .	2 264	924	10	11	399	16	427	61
	30,000 TO 59,999 POUNDS . . . . .	3 663	1 770	16	14	380	19	446	70
	60,000 TO 89,999 POUNDS . . . . .	981	579	37	35	60	2	44	8
	90,000 POUNDS AND OVER . . . . .	895	456	18	18	165	6	68	12
	SHIPMENT WEIGHT UNKNOWN . . . . .	1 624	321	22	26	810	12	152	23
26421	ENVELOPES *	625	121	18	25	325	7	90	13
	UNDER 500 POUNDS . . . . .	97	23	20	27	43	1	13	2
	500 TO 999 POUNDS . . . . .	86	22	20	37	38	1	11	2
	1,000 TO 4,999 POUNDS . . . . .	215	38	25	23	101	2	45	7
	5,000 TO 9,999 POUNDS . . . . .	74	10	30	36	54	1	6	1
	10,000 TO 19,999 POUNDS . . . . .	40	6	35	55	25	(Z)	6	1
	20,000 TO 29,999 POUNDS . . . . .	25	8	41	81	15	(Z)	2	(Z)
	30,000 TO 59,999 POUNDS . . . . .	11	5	52	58	1	(Z)	-	-
	90,000 POUNDS AND OVER . . . . .	4	(Z)	100	100	4	(Z)	-	-
	SHIPMENT WEIGHT UNKNOWN . . . . .	73	10	37	59	43	1	7	1
26431	PAPER BAGS *	4 699	1 935	18	19	719	27	610	93
	UNDER 500 POUNDS . . . . .	34	14	60	41	11	(Z)	3	(Z)
	500 TO 999 POUNDS . . . . .	58	21	54	36	27	1	7	1
	1,000 TO 4,999 POUNDS . . . . .	281	99	37	24	54	2	72	12
	5,000 TO 9,999 POUNDS . . . . .	269	84	19	15	73	2	35	5
	10,000 TO 19,999 POUNDS . . . . .	400	123	16	16	96	4	74	10
	20,000 TO 29,999 POUNDS . . . . .	492	150	21	21	110	4	102	13
	30,000 TO 59,999 POUNDS . . . . .	1 973	830	24	23	232	10	202	32
	60,000 TO 89,999 POUNDS . . . . .	722	430	41	40	30	(Z)	27	5
	90,000 POUNDS AND OVER . . . . .	56	20	32	32	13	1	15	3
	SHIPMENT WEIGHT UNKNOWN . . . . .	415	165	46	39	72	3	74	11
26441	WALLPAPER *	134	72	28	36	44	1	9	1
	UNDER 500 POUNDS . . . . .	15	11	35	39	2	(Z)	1	(Z)
	500 TO 999 POUNDS . . . . .	13	10	45	53	1	(Z)	1	(Z)



TONS (THOUSANDS) AND TON-MILES (MILLIONS) BY DISTANCE OF SHIPMENT--CON.

200 TO 299 MILES		300 TO 499 MILES		500 TO 999 MILES		1,000 TO 1,499 MILES		1,500 MILES AND OVER		MILEAGE UNKNOWN	TCC CODE AND WT.
TONS	TON-MILES	TONS	TON-MILES	TONS	TON-MILES	TONS	TON-MILES	TONS	TON-MILES	TONS	
1	(Z)	1	(Z)	(Z)	(Z)	(Z)	(Z)	(Z)	(Z)	-	26214
5	1	13	5	17	11	4	4	1	2	-	.5-1
6	1	11	4	11	8	2	2	1	2	-	5-10
8	2	22	8	48	34	9	10	5	9	-	10-20
12	3	29	11	33	24	8	9	7	11	1	20-30
103	27	179	69	271	187	35	39	17	39	-	30-60
14	3	34	14	180	130	23	27	18	37	-	60-90
191	47	138	56	1 049	772	80	96	35	59	-	90+
16	4	57	22	499	376	109	129	187	330	51	UK
90	22	67	28	154	114	87	97	16	27	53	26217
1	(Z)	1	(Z)	1	1	(Z)	(Z)	-	-	-	0-.5
(Z)	(Z)	(Z)	(Z)	2	1	(Z)	(Z)	1	1	-	.5-1
(Z)	(Z)	1	1	1	1	(Z)	(Z)	2	4	-	1-5
(Z)	(Z)	1	(Z)	(Z)	(Z)	(Z)	(Z)	1	1	-	5-10
-	-	1	(Z)	3	3	(Z)	1	1	2	-	10-20
2	(Z)	5	2	2	1	-	-	-	-	-	20-30
63	16	29	13	41	26	2	6	6	9	-	30-60
-	-	10	4	42	36	21	23	3	4	-	60-90
-	-	-	-	13	8	63	69	-	-	-	90+
24	6	19	8	49	37	1	2	3	6	53	UK
91	24	247	98	622	488	190	216	104	201	161	26218
-	-	(Z)	(Z)	-	-	-	-	-	-	-	0-.5
-	-	(Z)	(Z)	(Z)	(Z)	-	-	-	-	-	.5-1
-	-	2	1	12	9	(Z)	(Z)	-	-	-	1-5
(Z)	(Z)	4	1	14	11	3	3	-	-	-	5-10
3	1	25	10	76	51	14	18	1	3	1	10-20
5	1	7	2	80	67	15	16	-	-	-	20-30
18	5	66	24	151	117	107	13	22	22	-	30-60
-	-	13	6	47	44	3	4	25	44	-	60-90
17	5	60	27	120	95	-	-	31	54	-	90+
46	12	70	27	122	94	48	57	35	78	160	UK
397	99	540	222	665	473	123	150	110	227	30	26219
4	1	7	3	12	8	4	4	6	12	-	0-.5
6	2	11	5	14	10	2	2	3	6	-	.5-1
25	6	58	24	89	61	26	29	17	33	3	1-5
10	2	92	42	64	48	9	12	27	57	-	5-10
26	6	75	30	167	118	7	8	24	50	-	10-20
59	14	82	33	50	36	22	28	4	9	-	20-30
105	27	128	51	145	100	11	12	19	40	-	30-60
9	2	13	5	3	3	11	14	-	-	-	60-90
20	5	33	13	105	76	33	41	8	14	-	90+
132	34	43	16	15	13	(Z)	(Z)	2	5	27	UK
3 249	801	4 366	1 758	9 195	6 667	1 249	1 461	611	1 311	50	26311
(Z)	(Z)	(Z)	(Z)	(Z)	(Z)	(Z)	(Z)	-	-	-	0-.5
-	1	(Z)	(Z)	(Z)	(Z)	(Z)	(Z)	2	3	-	.5-1
14	3	11	4	8	6	3	3	7	9	-	1-5
69	16	17	7	12	9	6	7	-	-	-	5-10
43	11	54	22	46	34	14	17	6	12	-	10-20
464	114	415	158	60	40	18	22	4	4	-	20-30
362	90	383	148	519	354	84	100	10	23	-	30-60
1 750	432	2 681	1 091	6 642	4 875	932	1 092	501	1 064	-	60-90
544	134	768	311	1 287	911	77	88	79	179	50	UK
2 027	505	2 469	955	3 523	2 565	495	579	391	754	211	264
41	10	61	24	107	78	25	29	21	41	(Z)	0-.5
51	13	59	23	55	39	26	30	17	35	-	.5-1
178	44	192	76	230	158	47	56	46	91	-	1-5
137	34	139	53	151	105	29	33	28	55	-	5-10
345	88	341	134	242	168	41	47	32	73	-	10-20
359	90	450	179	470	343	87	108	73	127	-	20-30
679	167	849	321	1 023	757	146	172	141	263	-	30-60
130	34	132	50	556	414	50	53	10	20	-	60-90
-	-	149	58	504	370	9	10	-	-	-	90+
106	26	98	38	187	132	36	41	24	49	211	UK
77	20	64	24	48	31	7	8	10	18	4	26421
14	4	13	5	11	7	2	2	1	2	-	0-.5
16	4	11	4	4	3	1	1	4	7	-	.5-1
32	8	22	8	11	8	4	4	(Z)	1	-	1-5
3	1	3	1	6	4	-	-	-	2	-	5-10
3	1	2	1	4	3	(Z)	(Z)	-	-	-	10-20
1	(Z)	4	2	-	-	(Z)	(Z)	3	5	-	20-30
1	(Z)	2	1	6	4	-	-	-	-	-	30-60
-	-	-	-	-	-	-	-	-	-	-	90+
6	2	7	3	6	3	(Z)	(Z)	(Z)	1	4	UK
853	208	928	348	1 362	988	147	167	54	105	26	26431
3	1	4	2	11	8	1	1	1	1	(Z)	0-.5
2	2	4	2	14	10	2	4	5	2	-	.5-1
47	(Z)	33	14	58	38	11	14	5	9	-	1-5
51	13	48	18	55	38	8	8	-	-	-	5-10
84	21	62	24	76	50	7	8	3	6	-	10-20
85	21	101	37	82	56	10	11	3	7	-	20-30
431	103	504	186	525	383	48	56	31	61	-	30-60
92	23	105	39	421	311	43	45	3	5	-	60-90
-	-	15	6	13	10	-	-	-	-	-	90+
59	15	51	20	108	83	16	19	8	14	26	UK
9	2	26	10	20	15	10	12	15	31	1	26441
3	1	2	1	2	2	3	4	2	4	-	0-.5
2	(Z)	2	1	3	2	2	3	2	4	-	.5-1

BUREAU OF THE CENSUS LIBRARY

TABLE 3. SHIPMENTS BY MANUFACTURING ESTABLISHMENTS--COMMOOITIES AND WEIGHT OF SHIPMENT BY OISTANCE SHIPPED: 1977--CON.

TCC CODE	COMMOOITY AND WEIGHT OF SHIPMENT	ALL SHIPMENTS				TONS (THOUSANDS) AND TON-MILES (MILLIONS) BY OISTANCE OF SHIPMENT			
		TONS (THOU- SANDS) (A)	TON-MILES (MIL- LIONS) (B)	STANDARD ERROR (PERCENT) FOR COLUMNS--		UNOER 100 MILES		100 TO 199 MILES	
				(A)	(B)	TONS	TON- MILES	TONS	TON- MILES
26441	WALLPAPER *								
	1,000 TO 4,999 POUNDS . . . . .	57	37	27	49	19	1	2	(Z)
	5,000 TO 9,999 POUNDS . . . . .	24	8	17	35	7	(Z)	4	(Z)
	10,000 TO 19,999 POUNDS . . . . .	4	1	74	69	-	-	1	(Z)
	20,000 TO 29,999 POUNDS . . . . .	1	2	100	100	-	-	-	-
	30,000 TO 59,999 POUNDS . . . . .	3	2	69	71	1	(Z)	-	-
	SHIPMENT WEIGHT UNKNOWN . . . . .	16	1	69	67	14	(Z)	-	-
2645	OIE-CUT PAPER AND PAPERBOARD PRODUCTS . . . . .	1 312	351	20	24	603	25	186	28
	UNOER 500 POUNDS . . . . .	70	23	23	32	30	1	9	1
	500 TO 999 POUNDS . . . . .	62	20	26	18	28	1	6	1
	1,000 TO 4,999 POUNDS . . . . .	288	78	16	17	163	7	27	4
	5,000 TO 9,999 POUNDS . . . . .	181	36	23	35	96	4	39	6
	10,000 TO 19,999 POUNDS . . . . .	157	65	22	23	76	4	12	2
	20,000 TO 29,999 POUNDS . . . . .	74	27	40	35	29	1	9	1
	30,000 TO 59,999 POUNDS . . . . .	237	56	45	35	75	6	69	10
	60,000 TO 89,999 POUNDS . . . . .	45	33	95	85	14	1	-	-
	90,000 POUNDS AND OER . . . . .	9	2	100	100	-	-	9	2
	SHIPMENT WEIGHT UNKNOWN . . . . .	190	13	48	49	93	1	6	1
26451	OFFICE SUPPLIES . . . . .	508	151	15	18	220	9	75	12
	UNOER 500 POUNDS . . . . .	54	19	29	39	22	1	8	1
	500 TO 999 POUNDS . . . . .	50	14	33	24	25	1	4	1
	1,000 TO 4,999 POUNDS . . . . .	166	37	32	28	106	5	22	3
	5,000 TO 9,999 POUNDS . . . . .	99	13	27	42	53	2	35	6
	10,000 TO 19,999 POUNDS . . . . .	30	23	48	45	3	(Z)	2	(Z)
	20,000 TO 29,999 POUNDS . . . . .	18	14	43	46	-	-	1	(Z)
	30,000 TO 59,999 POUNDS . . . . .	23	10	33	42	8	(Z)	4	1
	60,000 TO 89,999 POUNDS . . . . .	6	13	87	94	-	-	-	-
	SHIPMENT WEIGHT UNKNOWN . . . . .	62	9	41	67	3	(Z)	(Z)	(Z)
26452	COATEO PAPERBOARD . . . . .	246	58	56	66	67	3	94	14
	UNOER 500 POUNDS . . . . .	1	(Z)	80	51	(Z)	(Z)	(Z)	(Z)
	500 TO 999 POUNDS . . . . .	(Z)	(Z)	60	55	(Z)	(Z)	-	-
	1,000 TO 4,999 POUNDS . . . . .	17	4	38	52	10	(Z)	2	(Z)
	5,000 TO 9,999 POUNDS . . . . .	7	3	54	69	(Z)	(Z)	3	(Z)
	10,000 TO 19,999 POUNDS . . . . .	20	8	47	61	6	(Z)	5	1
	20,000 TO 29,999 POUNDS . . . . .	19	4	69	80	10	(Z)	6	1
	30,000 TO 59,999 POUNDS . . . . .	104	16	69	65	27	2	65	9
	60,000 TO 89,999 POUNDS . . . . .	40	20	100	100	14	1	-	-
	90,000 POUNDS AND OER . . . . .	9	2	100	100	-	-	9	2
	SHIPMENT WEIGHT UNKNOWN . . . . .	28	(Z)	29	97	(Z)	(Z)	3	(Z)
26453	CLOSURES FOR BOTTLES, CANS, AND JARS . . . . .	45	37	33	33	9	(Z)	1	(Z)
	UNOER 500 POUNDS . . . . .	2	1	73	83	(Z)	(Z)	(Z)	(Z)
	500 TO 999 POUNDS . . . . .	2	1	45	63	(Z)	(Z)	(Z)	(Z)
	1,000 TO 4,999 POUNDS . . . . .	17	8	59	59	5	(Z)	1	(Z)
	5,000 TO 9,999 POUNDS . . . . .	3	1	58	70	2	(Z)	-	-
	10,000 TO 19,999 POUNDS . . . . .	7	10	40	77	1	(Z)	-	-
	20,000 TO 29,999 POUNDS . . . . .	5	4	69	70	-	-	-	-
	30,000 TO 59,999 POUNDS . . . . .	9	12	69	76	-	-	-	-
	SHIPMENT WEIGHT UNKNOWN . . . . .	(Z)	(Z)	100	100	-	-	-	-
26459	OIE-CUT PAPER PRODUCTS, NEC. . . . .	514	106	26	27	307	12	16	2
	UNOER 500 POUNDS . . . . .	14	3	30	28	8	(Z)	1	(Z)
	500 TO 999 POUNDS . . . . .	10	4	27	32	2	(Z)	2	(Z)
	1,000 TO 4,999 POUNDS . . . . .	88	29	24	30	42	2	2	(Z)
	5,000 TO 9,999 POUNDS . . . . .	71	19	29	44	41	2	2	(Z)
	10,000 TO 19,999 POUNDS . . . . .	99	24	35	31	66	4	5	1
	20,000 TO 29,999 POUNDS . . . . .	32	5	71	47	19	(Z)	2	(Z)
	30,000 TO 59,999 POUNDS . . . . .	101	18	57	66	40	3	-	-
	SHIPMENT WEIGHT UNKNOWN . . . . .	99	4	68	58	90	1	3	(Z)
2646	PRESSEO AND MOLOEO PULP GOOOS . . . . .	258	157	12	13	26	1	40	6
	UNOER 500 POUNDS . . . . .	5	4	78	86	1	(Z)	1	(Z)
	500 TO 999 POUNDS . . . . .	2	(Z)	53	38	1	(Z)	(Z)	(Z)
	1,000 TO 4,999 POUNDS . . . . .	21	6	24	17	7	(Z)	6	1
	5,000 TO 9,999 POUNDS . . . . .	20	7	24	28	7	(Z)	5	1
	10,000 TO 19,999 POUNDS . . . . .	46	16	16	19	4	(Z)	13	2
	20,000 TO 29,999 POUNDS . . . . .	80	60	11	13	4	(Z)	2	(Z)
	30,000 TO 59,999 POUNDS . . . . .	56	55	18	26	3	(Z)	5	1
	60,000 TO 89,999 POUNDS . . . . .	11	4	70	82	-	-	8	1
	SHIPMENT WEIGHT UNKNOWN . . . . .	18	5	96	100	(Z)	(Z)	(Z)	(Z)
26462	EGG CARTONS, CASES AND RELATED ARTICLES . . . . .	104	33	32	31	20	1	31	5
	UNOER 500 POUNDS . . . . .	5	3	91	97	1	(Z)	(Z)	(Z)
	500 TO 999 POUNDS . . . . .	1	(Z)	41	49	(Z)	(Z)	(Z)	(Z)
	1,000 TO 4,999 POUNDS . . . . .	13	2	30	30	5	(Z)	5	1
	5,000 TO 9,999 POUNDS . . . . .	13	2	34	42	7	(Z)	5	1
	10,000 TO 19,999 POUNDS . . . . .	22	7	42	46	4	(Z)	8	1
	20,000 TO 29,999 POUNDS . . . . .	21	12	43	45	2	(Z)	-	-
	30,000 TO 59,999 POUNDS . . . . .	12	6	38	43	1	(Z)	4	1
	60,000 TO 89,999 POUNDS . . . . .	8	1	100	100	-	-	8	1
	SHIPMENT WEIGHT UNKNOWN . . . . .	11	-	-	-	-	-	-	-
26469	PRESSEO AND MOLOEO PULP GOOOS, NEC . . . . .	147	120	7	11	6	(Z)	9	1
	UNOER 500 POUNDS . . . . .	1	(Z)	27	24	(Z)	(Z)	(Z)	(Z)
	500 TO 999 POUNDS . . . . .	1	(Z)	69	39	1	(Z)	(Z)	(Z)
	1,000 TO 4,999 POUNDS . . . . .	8	4	40	19	2	(Z)	1	(Z)
	5,000 TO 9,999 POUNDS . . . . .	7	5	22	34	(Z)	(Z)	(Z)	(Z)
	10,000 TO 19,999 POUNDS . . . . .	24	10	15	20	-	-	5	1
	20,000 TO 29,999 POUNDS . . . . .	59	48	14	16	1	(Z)	2	(Z)
	30,000 TO 59,999 POUNDS . . . . .	44	49	20	28	2	(Z)	1	(Z)
	60,000 TO 89,999 POUNDS . . . . .	3	3	100	100	-	-	-	-
2647	SANITARY PAPER PRODUCTS . . . . .	4 882	1 980	8	9	1 033	38	742	109
	UNOER 500 POUNDS . . . . .	27	9	29	28	4	(Z)	10	1

TONS (THOUSANDS) AND TON-MILES (MILLIONS) BY DISTANCE OF SHIPMENT--CON.

200 TO 299 MILES		300 TO 499 MILES		500 TO 999 MILES		1,000 TO 1,499 MILES		1,500 MILES AND OVER		MILEAGE UNKNOWN	TCC CODE AND WT.
TONS	TON-MILES	TONS	TON-MILES	TONS	TON-MILES	TONS	TON-MILES	TONS	TON-MILES	TONS	
2	(Z)	11	4	11	8	4	5	9	20	-	26441
2	1	8	3	2	1	1	1	1	2	-	1-5
-	-	2	1	-	-	-	-	-	-	-	5-10
-	-	-	-	-	-	-	-	-	-	-	10-20
1	(Z)	-	-	-	-	-	-	1	2	-	20-30
(Z)	(Z)	1	(Z)	2	2	-	-	-	-	-	30-60
130	30	93	37	150	109	34	40	38	81	78	2645
7	2	9	4	8	6	3	4	3	5	-	0-.5
7	2	9	3	8	5	2	2	2	5	-	.5-1
23	5	17	7	39	27	10	12	8	16	-	1-5
11	3	7	3	26	18	1	1	1	2	-	5-10
5	1	27	12	26	21	2	2	3	9	-	10-20
12	3	8	3	10	8	2	3	5	9	-	20-30
63	15	7	2	17	13	-	-	6	10	-	30-60
-	-	7	2	13	10	7	8	5	12	-	60-90
2	1	2	-	-	-	-	-	-	-	-	90+
2	1	2	1	2	2	6	8	(Z)	(Z)	78	UK
34	8	47	20	38	29	18	23	24	50	52	26451
7	2	7	3	6	4	3	4	2	5	-	0-.5
6	2	7	3	5	3	1	1	2	4	-	.5-1
11	3	8	4	9	8	5	7	4	8	-	1-5
6	1	1	(Z)	4	3	(Z)	1	-	-	-	5-10
-	-	16	8	2	2	2	2	5	10	-	10-20
3	1	7	3	2	1	-	-	5	9	-	20-30
-	-	-	-	10	8	-	-	1	1	-	30-60
-	-	-	-	-	-	1	1	5	12	-	60-90
(Z)	(Z)	1	(Z)	1	(Z)	6	7	(Z)	(Z)	52	UK
8	2	12	4	30	24	9	10	(Z)	1	24	26452
-	-	-	-	(Z)	(Z)	(Z)	(Z)	(Z)	(Z)	-	0-.5
1	(Z)	(Z)	(Z)	4	3	(Z)	(Z)	(Z)	(Z)	-	.5-1
2	1	-	-	7	1	(Z)	1	(Z)	1	-	1-5
-	(Z)	-	-	7	-	-	-	-	-	-	5-10
3	1	5	2	1	1	2	3	-	-	-	10-20
-	-	7	2	3	2	-	-	-	-	-	20-30
-	-	-	2	13	10	6	7	-	-	-	30-60
(Z)	(Z)	(Z)	(Z)	-	-	-	-	-	-	-	60-90
-	-	-	-	-	-	-	-	-	-	24	UK
3	1	6	2	16	12	1	2	9	19	-	26453
(Z)	(Z)	(Z)	(Z)	1	1	(Z)	(Z)	(Z)	(Z)	-	0-.5
(Z)	(Z)	(Z)	(Z)	(Z)	(Z)	(Z)	(Z)	(Z)	(Z)	-	.5-1
2	1	3	1	3	2	1	1	2	3	-	1-5
-	-	-	-	1	1	-	-	-	-	-	5-10
-	-	3	1	2	1	-	-	2	8	-	10-20
-	-	-	-	5	4	-	-	-	-	-	20-30
-	-	-	-	4	3	-	-	5	8	-	30-60
-	-	-	-	(Z)	(Z)	-	-	-	-	-	UK
86	20	27	11	66	44	5	6	5	11	2	26459
(Z)	(Z)	2	1	2	1	(Z)	(Z)	(Z)	1	-	0-.5
(Z)	(Z)	2	1	2	2	1	1	(Z)	(Z)	-	.5-1
9	2	6	2	24	14	4	4	2	4	-	1-5
3	1	6	3	19	12	-	-	1	2	-	5-10
3	1	8	4	15	11	-	-	2	4	-	10-20
8	2	1	(Z)	3	2	-	-	-	-	-	20-30
60	14	1	1	-	-	-	-	-	-	-	30-60
2	(Z)	1	(Z)	2	1	(Z)	(Z)	-	-	2	UK
20	5	37	14	74	56	38	47	12	28	11	2646
(Z)	(Z)	1	(Z)	2	2	(Z)	(Z)	1	1	-	0-.5
(Z)	(Z)	(Z)	(Z)	(Z)	(Z)	(Z)	(Z)	(Z)	(Z)	-	.5-1
2	1	1	1	3	2	1	2	(Z)	(Z)	-	1-5
2	(Z)	1	1	4	4	(Z)	(Z)	(Z)	1	-	5-10
8	2	8	3	10	7	2	2	-	-	-	10-20
6	1	15	6	35	26	16	20	3	6	-	20-30
1	(Z)	9	3	13	9	18	22	8	19	-	30-60
-	-	-	-	3	3	-	-	-	-	-	60-90
(Z)	(Z)	1	1	5	3	1	1	-	-	11	UK
6	1	10	4	23	16	2	2	2	4	11	26462
(Z)	(Z)	(Z)	(Z)	2	2	(Z)	(Z)	1	1	-	0-.5
-	-	-	-	-	-	-	-	-	-	-	.5-1
2	(Z)	(Z)	(Z)	1	(Z)	(Z)	(Z)	-	-	-	1-5
1	(Z)	1	(Z)	(Z)	(Z)	-	-	-	-	-	5-10
3	1	2	1	4	2	1	1	-	-	-	10-20
-	-	6	2	13	9	-	-	-	-	-	20-30
(Z)	(Z)	2	1	3	2	(Z)	(Z)	1	3	-	30-60
-	-	-	-	-	-	-	-	-	-	-	60-90
-	-	-	-	-	-	-	-	-	-	11	UK
14	4	25	10	47	37	35	44	10	24	-	26469
(Z)	(Z)	(Z)	(Z)	(Z)	(Z)	(Z)	(Z)	(Z)	(Z)	-	0-.5
(Z)	(Z)	(Z)	(Z)	(Z)	(Z)	(Z)	(Z)	(Z)	(Z)	-	.5-1
1	(Z)	1	(Z)	2	2	1	2	(Z)	(Z)	-	1-5
1	(Z)	1	(Z)	4	3	(Z)	(Z)	(Z)	1	-	5-10
6	1	7	2	6	5	1	1	-	-	-	10-20
6	1	9	4	22	17	16	20	3	6	-	20-30
1	(Z)	7	3	10	7	17	22	6	17	-	30-60
-	-	-	-	3	3	-	-	-	-	-	60-90
691	174	931	370	1 225	907	132	157	116	225	12	2647
3	1	5	2	4	3	1	1	(Z)	(Z)	-	0-.5

JOURNAL OF THE CLINICAL LIBRARY



TABLE 3. SHIPMENTS BY MANUFACTURING ESTABLISHMENTS--COMMODITIES AND WEIGHT OF SHIPMENT BY DISTANCE SHIPPED: 1977--CON.

TCC CODE	COMMODITY AND WEIGHT OF SHIPMENT	ALL SHIPMENTS				TONS (THOUSANDS) AND TON-MILES (MILLIONS) BY DISTANCE OF SHIPMENT			
		TONS (THOU- SANDS) (A)	TON-MILES (MIL- LIONS) (B)	STANDARD ERROR (PERCENT) FOR COLUMNS--		UNDER 100 MILES		100 TO 199 MILES	
				(A)	(B)	TONS	TON- MILES	TONS	TON- MILES
2647	SANITARY PAPER PRODUCTS.								
	500 TO 999 POUNDS.	38	12	12	20	10	1	8	1
	1,000 TO 4,999 POUNDS.	214	67	10	18	62	3	43	6
	5,000 TO 9,999 POUNDS.	261	81	22	21	80	4	39	5
	10,000 TO 19,999 POUNDS.	1 034	272	11	13	300	12	224	30
	20,000 TO 29,999 POUNDS.	1 315	540	8	11	196	9	250	37
	30,000 TO 59,999 POUNDS.	1 169	664	12	12	62	3	132	22
	60,000 TO 89,999 POUNDS.	55	30	29	41	14	1	-	-
	90,000 POUNDS AND OVER	524	277	18	21	89	3	34	6
	SHIPMENT WEIGHT UNKNOWN.	246	28	59	84	216	3	2	(Z)
26471	SANITARY TISSUES AND HEALTH PRODUCTS	4 698	1 902	8	9	983	35	715	105
	UNDER 500 POUNDS.	19	5	40	33	3	(Z)	9	1
	500 TO 999 POUNDS.	31	9	15	23	9	1	8	1
	1,000 TO 4,999 POUNDS.	174	53	12	23	51	3	38	6
	5,000 TO 9,999 POUNDS.	216	69	22	23	65	3	32	4
	10,000 TO 19,999 POUNDS.	1 008	265	10	13	297	12	216	29
	20,000 TO 29,999 POUNDS.	1 301	529	8	11	196	9	247	36
	30,000 TO 59,999 POUNDS.	1 150	661	12	12	44	1	131	22
	60,000 TO 89,999 POUNDS.	55	30	29	41	14	1	-	-
	90,000 POUNDS AND OVER	524	277	18	21	89	3	34	6
	SHIPMENT WEIGHT UNKNOWN.	221	4	80	37	216	3	-	-
26472	SANITARY NAPKINS AND TAMPONS	184	78	24	39	49	3	26	4
	UNDER 500 POUNDS.	8	3	39	55	1	(Z)	1	(Z)
	500 TO 999 POUNDS.	7	3	30	52	1	(Z)	1	(Z)
	1,000 TO 4,999 POUNDS.	40	14	22	27	11	1	4	1
	5,000 TO 9,999 POUNDS.	45	12	51	44	15	1	8	1
	10,000 TO 19,999 POUNDS.	26	7	38	38	3	(Z)	8	1
	20,000 TO 29,999 POUNDS.	13	11	47	51	-	-	3	(Z)
	30,000 TO 59,999 POUNDS.	20	3	35	75	18	1	(Z)	(Z)
	SHIPMENT WEIGHT UNKNOWN.	25	24	51	87	-	-	2	(Z)
2649	MISCELLANEOUS CONVERTED PAPER AND PAPERBOARD PRODUCTS.	2 007	744	12	16	604	15	300	48
	UNDER 500 POUNDS.	103	58	17	12	16	(Z)	14	2
	500 TO 999 POUNDS.	88	49	15	21	18	1	9	1
	1,000 TO 4,999 POUNDS.	360	150	15	19	85	3	74	12
	5,000 TO 9,999 POUNDS.	245	84	36	27	117	3	31	5
	10,000 TO 19,999 POUNDS.	211	92	16	26	38	2	22	3
	20,000 TO 29,999 POUNDS.	194	89	39	33	44	2	42	7
	30,000 TO 59,999 POUNDS.	188	114	25	38	24	1	32	5
	60,000 TO 89,999 POUNDS.	52	28	60	53	4	(Z)	6	1
	90,000 POUNDS AND OVER	24	5	90	79	-	-	22	4
	SHIPMENT WEIGHT UNKNOWN.	540	75	33	35	258	3	46	8
26491	STATIONERY	584	247	14	23	89	3	97	15
	UNDER 500 POUNDS.	32	16	39	20	6	(Z)	6	1
	500 TO 999 POUNDS.	27	9	32	29	5	(Z)	4	1
	1,000 TO 4,999 POUNDS.	85	31	14	16	16	1	17	3
	5,000 TO 9,999 POUNDS.	51	17	18	22	19	1	8	1
	10,000 TO 19,999 POUNDS.	55	17	27	43	13	1	12	2
	20,000 TO 29,999 POUNDS.	45	41	42	58	6	(Z)	6	1
	30,000 TO 59,999 POUNDS.	94	74	27	50	5	(Z)	21	4
	60,000 TO 89,999 POUNDS.	26	17	80	85	1	(Z)	-	-
	90,000 POUNDS AND OVER	2	1	100	100	-	-	-	-
	SHIPMENT WEIGHT UNKNOWN.	167	23	29	40	19	(Z)	23	4
26492	WRAPPING PRODUCTS (GIFT WRAP, ETC.)	181	112	45	53	23	1	15	2
	UNDER 500 POUNDS.	15	11	13	12	1	(Z)	1	(Z)
	500 TO 999 POUNDS.	17	12	13	12	1	(Z)	2	(Z)
	1,000 TO 4,999 POUNDS.	58	38	18	15	5	(Z)	6	1
	5,000 TO 9,999 POUNDS.	23	15	52	52	1	(Z)	6	1
	10,000 TO 19,999 POUNDS.	33	13	51	57	15	1	-	-
	20,000 TO 29,999 POUNDS.	7	5	99	100	(Z)	(Z)	-	-
	30,000 TO 59,999 POUNDS.	13	10	84	96	-	-	-	-
	60,000 TO 89,999 POUNDS.	7	6	100	100	-	-	-	-
	SHIPMENT WEIGHT UNKNOWN.	6	2	51	100	(Z)	(Z)	-	-
26495	BUSINESS MACHINE SUPPLIES.	288	121	54	41	109	2	28	4
	UNDER 500 POUNDS.	21	10	42	32	3	(Z)	3	1
	500 TO 999 POUNDS.	21	19	39	47	2	(Z)	1	(Z)
	1,000 TO 4,999 POUNDS.	57	29	56	59	9	(Z)	10	2
	5,000 TO 9,999 POUNDS.	104	8	80	60	79	1	14	2
	10,000 TO 19,999 POUNDS.	9	8	87	86	-	-	-	-
	20,000 TO 29,999 POUNDS.	21	18	78	91	4	(Z)	-	-
	30,000 TO 59,999 POUNDS.	9	7	69	69	-	-	-	-
	SHIPMENT WEIGHT UNKNOWN.	46	23	54	50	12	(Z)	-	-
26497	PACKING CUSHIONS AND RELATED ARTICLES.	23	10	22	55	6	(Z)	3	1
	UNDER 500 POUNDS.	2	1	43	55	1	(Z)	(Z)	(Z)
	500 TO 999 POUNDS.	1	1	61	77	(Z)	(Z)	(Z)	(Z)
	1,000 TO 4,999 POUNDS.	5	3	53	91	1	(Z)	2	(Z)
	5,000 TO 9,999 POUNDS.	5	5	65	97	3	(Z)	-	-
	20,000 TO 29,999 POUNDS.	3	(Z)	54	68	2	(Z)	1	(Z)
	SHIPMENT WEIGHT UNKNOWN.	7	(Z)	4	58	(Z)	(Z)	(Z)	(Z)
26499	CONVERTED PAPER PRODUCTS, NEC.	931	254	27	27	377	8	156	26
	UNDER 500 POUNDS.	33	21	23	28	5	(Z)	4	1
	500 TO 999 POUNDS.	23	9	29	39	10	(Z)	1	(Z)
	1,000 TO 4,999 POUNDS.	156	48	32	43	54	2	39	7
	5,000 TO 9,999 POUNDS.	61	39	42	53	16	1	4	1
	10,000 TO 19,999 POUNDS.	114	53	22	42	11	(Z)	10	1
	20,000 TO 29,999 POUNDS.	118	24	60	60	32	2	36	6
	30,000 TO 59,999 POUNDS.	72	24	58	57	19	1	11	2
	60,000 TO 89,999 POUNDS.	19	5	97	100	3	(Z)	6	1
	90,000 POUNDS AND OVER	22	4	100	100	-	-	22	4
	SHIPMENT WEIGHT UNKNOWN.	314	27	53	75	227	2	24	4

TONS (THOUSANDS) AND TON-MILES (MILLIONS) BY DISTANCE OF SHIPMENT--CON.

200 TO 299 MILES		300 TO 499 MILES		500 TO 999 MILES		1,000 TO 1,499 MILES		1,500 MILES AND OVER		MILEAGE UNKNOWN	TCC CODE AND WT.
TONS	TON-MILES	TONS	TON-MILES	TONS	TON-MILES	TONS	TON-MILES	TONS	TON-MILES	TONS	
5	1	8	3	5	3	1	1	(Z)	1	-	2647
31	8	40	16	30	22	4	5	4	7	-	0-.5
60	15	44	17	27	20	4	4	7	16	-	1-5
197	50	183	69	104	72	16	18	10	22	-	5-10
193	49	303	124	309	225	35	44	29	53	-	20-30
202	52	249	100	405	307	62	73	57	107	-	30-60
-	-	10	4	32	26	-	-	-	-	-	60-90
-	-	88	35	304	224	9	-	-	-	-	90+
(Z)	(Z)	2	1	6	4	-	-	8	20	12	UK
662	167	904	359	1 199	888	127	150	104	197	3	26471
2	(Z)	4	1	2	1	(Z)	(Z)	(Z)	(Z)	-	0-.5
4	1	7	3	3	2	1	1	(Z)	(Z)	-	1-5
23	6	31	12	24	18	2	3	3	6	-	1-5
51	12	36	14	21	16	3	3	7	16	-	5-10
189	48	180	68	99	68	16	18	10	22	-	10-20
191	48	300	123	307	224	34	43	26	46	-	20-30
202	52	249	100	404	307	62	72	57	106	-	30-60
-	-	10	4	32	26	-	-	-	-	-	60-90
-	-	88	35	304	224	9	9	-	-	-	90+
-	-	-	-	2	1	-	-	-	-	-	UK
29	7	27	11	26	19	5	6	13	29	8	26472
1	(Z)	1	1	2	1	1	1	(Z)	(Z)	-	0-.5
1	(Z)	2	1	2	1	(Z)	(Z)	(Z)	(Z)	-	1-5
8	2	9	4	6	4	2	2	(Z)	1	-	1-5
9	2	7	3	6	4	1	1	-	-	-	5-10
7	2	3	1	5	3	(Z)	(Z)	-	-	-	10-20
2	(Z)	3	1	2	1	1	1	3	7	-	20-30
-	-	-	-	(Z)	(Z)	1	1	(Z)	(Z)	-	30-60
(Z)	(Z)	2	1	4	3	-	-	8	20	8	UK
209	53	278	109	270	189	101	117	119	214	127	2649
10	2	16	6	30	22	9	11	8	15	-	0-.5
13	3	16	6	17	12	8	10	7	16	-	1-5
30	7	71	27	71	49	12	14	18	37	-	1-5
12	3	28	10	28	18	13	15	16	29	-	5-10
55	16	55	24	16	10	15	17	9	20	-	10-20
43	11	17	7	10	9	16	20	22	34	-	20-30
10	2	42	16	34	22	11	12	35	56	-	30-60
-	-	10	4	33	23	-	-	-	-	-	60-90
-	-	-	-	2	1	-	-	-	-	-	90+
37	8	23	8	29	22	17	18	3	7	127	UK
61	15	80	31	91	64	18	21	60	96	86	26491
3	1	5	2	7	5	4	4	1	3	-	0-.5
7	2	5	2	4	3	(Z)	(Z)	1	1	-	1-5
16	4	12	4	19	13	3	4	1	2	-	1-5
6	2	10	4	4	3	3	3	1	3	-	5-10
7	2	14	6	7	5	2	2	-	-	-	10-20
2	1	4	2	5	4	(Z)	(Z)	22	34	-	20-30
3	1	22	9	8	6	2	2	33	52	-	30-60
-	-	-	-	26	17	-	-	-	-	-	60-90
-	-	-	-	2	1	-	-	-	-	-	90+
17	4	8	3	9	6	4	5	(Z)	1	86	UK
25	6	35	15	44	32	19	22	18	34	4	26492
2	(Z)	3	1	5	3	2	2	2	4	-	0-.5
2	1	4	2	4	3	2	2	2	4	-	1-5
8	2	17	7	12	8	3	3	9	17	-	1-5
2	(Z)	1	1	6	4	6	7	1	2	-	5-10
3	1	8	4	5	4	1	1	4	4	-	10-20
2	(Z)	1	(Z)	1	1	3	-	-	-	-	20-30
7	2	-	-	1	1	3	3	2	4	-	30-60
-	-	-	-	7	6	-	-	-	-	-	60-90
-	-	-	-	2	2	-	-	-	-	-	UK
27	6	30	11	45	32	37	43	10	22	3	26495
4	1	3	1	6	4	1	1	1	2	-	0-.5
2	1	4	1	3	2	4	5	4	10	-	1-5
(Z)	(Z)	11	4	22	16	2	3	3	4	-	1-5
2	1	8	3	1	1	1	1	-	-	-	5-10
3	1	-	-	-	-	4	4	2	4	-	10-20
4	1	-	-	-	-	13	16	-	-	-	20-30
-	-	-	-	9	7	-	-	-	-	-	30-60
10	2	5	2	2	2	13	13	1	3	3	UK
-	-	1	(Z)	(Z)	(Z)	(Z)	(Z)	5	9	7	26497
-	-	(Z)	(Z)	(Z)	(Z)	(Z)	(Z)	1	1	-	0-.5
-	-	1	(Z)	-	-	-	-	(Z)	(Z)	-	1-5
-	-	-	-	(Z)	(Z)	-	-	2	3	-	1-5
-	-	-	-	-	-	-	-	3	5	-	5-10
-	-	-	-	-	-	-	-	-	-	-	20-30
-	-	(Z)	(Z)	(Z)	(Z)	-	-	-	-	7	UK
96	25	132	51	90	62	27	31	26	52	27	26499
1	(Z)	4	2	13	10	3	3	3	5	-	0-.5
1	(Z)	3	1	4	4	2	2	(Z)	1	-	1-5
5	1	32	12	17	12	4	4	5	11	-	1-5
3	1	8	3	16	11	3	4	11	19	-	5-10
42	12	33	14	4	2	9	11	5	12	-	10-20
34	8	12	5	4	4	-	-	-	-	-	20-30
-	-	20	7	16	8	6	7	-	-	-	30-60
-	-	10	4	-	-	-	-	-	-	-	60-90
-	-	-	-	-	-	-	-	-	-	-	90+
9	2	9	4	15	11	-	-	2	4	27	UK

UNIVERSITY OF MICHIGAN LIBRARY

TABLE 3. SHIPMENTS BY MANUFACTURING ESTABLISHMENTS--COMMODITIES AND WEIGHT OF SHIPMENT BY DISTANCE SHIPPED: 1977--CON.

TCC CODE	COMMODITY AND WEIGHT OF SHIPMENT	ALL SHIPMENTS				TONS (THOUSANDS) AND TON-MILES (MILLIONS) BY DISTANCE OF SHIPMENT			
		TONS (THOUSANDS) (A)	TON-MILES (MILLIONS) (B)	STANDARD ERROR (PERCENT) FOR COLUMNS--		TONS	TON-MILES	TONS	TON-MILES
				(A)	(B)				
265	CONTAINERS AND BOXES, PAPERBOARD	22 761	4 108	10	11	13 930	421	2 759	390
	UNDER 500 POUNDS . . . . .	193	52	19	29	71	2	63	10
	500 TO 999 POUNDS . . . . .	336	90	16	45	194	5	26	4
	1,000 TO 4,999 POUNDS . . . . .	3 041	511	16	20	2 156	66	331	45
	5,000 TO 9,999 POUNDS . . . . .	3 306	419	15	17	2 425	84	358	49
	10,000 TO 19,999 POUNDS . . . . .	5 229	746	16	17	3 440	126	937	132
	20,000 TO 29,999 POUNDS . . . . .	2 222	544	14	16	1 021	42	537	77
	30,000 TO 59,999 POUNDS . . . . .	2 967	945	15	17	1 121	28	356	51
	60,000 TO 89,999 POUNDS . . . . .	666	212	36	45	349	3	11	2
	90,000 POUNDS AND OVER . . . . .	929	76	53	59	777	9	-	-
	SHIPMENT WEIGHT UNKNOWN . . . . .	3 872	513	33	19	2 376	54	139	21
2651	CONTAINERS AND BOXES, PAPERBOARD	20 704	2 629	12	16	14 201	399	2 370	333
	UNDER 500 POUNDS . . . . .	165	38	21	32	66	2	53	9
	500 TO 999 POUNDS . . . . .	276	47	17	57	209	6	17	2
	1,000 TO 4,999 POUNDS . . . . .	2 800	281	17	28	2 214	68	271	36
	5,000 TO 9,999 POUNDS . . . . .	2 924	239	15	24	2 377	80	246	33
	10,000 TO 19,999 POUNDS . . . . .	5 040	616	17	22	3 506	120	908	127
	20,000 TO 29,999 POUNDS . . . . .	1 937	293	16	20	1 060	40	509	73
	30,000 TO 59,999 POUNDS . . . . .	2 331	589	20	26	1 138	25	205	30
	60,000 TO 89,999 POUNDS . . . . .	716	189	40	52	454	4	-	-
	90,000 POUNDS AND OVER . . . . .	1 032	97	54	61	811	10	-	-
	SHIPMENT WEIGHT UNKNOWN . . . . .	3 482	241	39	41	2 366	46	161	25
26511	PAPERBOARD BOXES AND CONTAINERS	19 928	2 593	12	16	13 859	393	2 362	332
	UNDER 500 POUNDS . . . . .	149	33	21	33	64	2	53	9
	500 TO 999 POUNDS . . . . .	273	46	17	57	206	6	17	2
	1,000 TO 4,999 POUNDS . . . . .	2 775	280	17	28	2 192	68	270	36
	5,000 TO 9,999 POUNDS . . . . .	2 883	236	15	24	2 339	79	246	33
	10,000 TO 19,999 POUNDS . . . . .	4 928	608	17	22	3 408	119	902	126
	20,000 TO 29,999 POUNDS . . . . .	1 924	278	17	22	1 060	40	509	73
	30,000 TO 59,999 POUNDS . . . . .	2 271	586	21	26	1 078	22	205	30
	60,000 TO 89,999 POUNDS . . . . .	669	189	41	52	406	3	-	-
	90,000 POUNDS AND OVER . . . . .	962	97	53	61	741	9	-	-
	SHIPMENT WEIGHT UNKNOWN . . . . .	3 095	240	42	41	2 366	46	158	24
26515	PALLETS, SKIDS, AND PLATFORMS: PAPERBOARD	750	13	64	50	341	6	8	1
	UNDER 500 POUNDS . . . . .	16	5	65	71	2	(2)	(2)	(2)
	500 TO 999 POUNDS . . . . .	3	(2)	58	67	3	(2)	(2)	(2)
	1,000 TO 4,999 POUNDS . . . . .	22	1	58	85	21	(2)	-	-
	5,000 TO 9,999 POUNDS . . . . .	39	1	74	71	39	1	-	-
	10,000 TO 19,999 POUNDS . . . . .	106	3	65	50	98	1	6	1
	20,000 TO 29,999 POUNDS . . . . .	60	3	100	100	60	3	-	-
	30,000 TO 59,999 POUNDS . . . . .	48	(2)	100	100	48	(2)	-	-
	60,000 TO 89,999 POUNDS . . . . .	70	(2)	100	100	70	(2)	-	-
	90,000 POUNDS AND OVER . . . . .	386	(2)	70	70	(2)	(2)	2	(2)
2654	SANITARY FOOD CONTAINERS	2 393	1 342	16	14	423	18	313	46
	UNDER 500 POUNDS . . . . .	12	9	16	17	2	(2)	1	(2)
	500 TO 999 POUNDS . . . . .	62	38	56	49	8	(2)	4	1
	1,000 TO 4,999 POUNDS . . . . .	361	217	31	24	105	4	29	4
	5,000 TO 9,999 POUNDS . . . . .	213	122	30	18	43	2	31	4
	10,000 TO 19,999 POUNDS . . . . .	221	70	23	18	60	3	52	8
	20,000 TO 29,999 POUNDS . . . . .	359	237	24	21	64	4	62	10
	30,000 TO 59,999 POUNDS . . . . .	739	391	27	24	84	4	106	15
	60,000 TO 89,999 POUNDS . . . . .	69	36	37	46	-	-	11	2
	90,000 POUNDS AND OVER . . . . .	2	1	100	100	-	-	-	-
	SHIPMENT WEIGHT UNKNOWN . . . . .	355	220	8	7	57	1	18	3
26542	BOTTLES AND CARTONS	458	112	43	47	48	2	114	16
	UNDER 500 POUNDS . . . . .	1	(2)	50	38	(2)	(2)	(2)	(2)
	500 TO 999 POUNDS . . . . .	20	5	97	92	(2)	(2)	(2)	(2)
	1,000 TO 4,999 POUNDS . . . . .	23	9	24	27	6	(2)	3	(2)
	5,000 TO 9,999 POUNDS . . . . .	26	8	25	22	8	(2)	6	1
	10,000 TO 19,999 POUNDS . . . . .	47	12	32	29	12	(2)	13	2
	20,000 TO 29,999 POUNDS . . . . .	69	17	56	63	16	1	19	3
	30,000 TO 59,999 POUNDS . . . . .	196	59	52	56	6	(2)	72	10
	60,000 TO 89,999 POUNDS . . . . .	2	1	100	100	-	-	-	-
	90,000 POUNDS AND OVER . . . . .	74	-	36	-	-	-	-	-
26543	PAPER CANS, CUPS, PAILS, AND TUBS	833	744	18	9	107	4	65	9
	UNDER 500 POUNDS . . . . .	7	7	20	21	1	(2)	1	(2)
	500 TO 999 POUNDS . . . . .	31	29	36	23	3	(2)	3	(2)
	1,000 TO 4,999 POUNDS . . . . .	209	177	37	31	37	1	15	2
	5,000 TO 9,999 POUNDS . . . . .	101	66	54	30	25	1	17	2
	10,000 TO 19,999 POUNDS . . . . .	53	17	38	34	12	1	8	1
	20,000 TO 29,999 POUNDS . . . . .	123	156	28	44	4	(2)	4	1
	30,000 TO 59,999 POUNDS . . . . .	82	86	29	35	2	(2)	-	-
	SHIPMENT WEIGHT UNKNOWN . . . . .	228	206	4	5	24	1	17	2
26545	PAPER PLATES, DISHES, SPOONS, FORKS, ETC.	472	309	34	32	48	3	61	9
	UNDER 500 POUNDS . . . . .	3	1	25	32	1	(2)	(2)	(2)
	500 TO 999 POUNDS . . . . .	7	4	26	35	1	(2)	1	(2)
	1,000 TO 4,999 POUNDS . . . . .	39	14	38	46	7	(2)	6	1
	5,000 TO 9,999 POUNDS . . . . .	29	16	32	38	3	(2)	2	(2)
	10,000 TO 19,999 POUNDS . . . . .	40	20	32	44	7	(2)	12	2
	20,000 TO 29,999 POUNDS . . . . .	90	49	39	37	15	1	17	2
	30,000 TO 59,999 POUNDS . . . . .	188	165	44	36	13	1	11	2
	60,000 TO 89,999 POUNDS . . . . .	54	28	39	49	-	-	11	2
	SHIPMENT WEIGHT UNKNOWN . . . . .	21	14	15	32	1	(2)	(2)	(2)
26549	SANITARY FOOD CONTAINERS, NEC.	629	176	29	35	221	10	73	12
	UNDER 500 POUNDS . . . . .	1	(2)	38	47	(2)	(2)	(2)	(2)
	500 TO 999 POUNDS . . . . .	5	(2)	48	69	4	(2)	(2)	(2)
	1,000 TO 4,999 POUNDS . . . . .	90	18	49	57	55	3	4	1
	5,000 TO 9,999 POUNDS . . . . .	57	32	51	49	7	(2)	5	1
	10,000 TO 19,999 POUNDS . . . . .	80	20	56	43	29	2	18	3



TONS (THOUSANDS) AND TON-MILES (MILLIONS) BY DISTANCE OF SHIPMENT--CON.

200 TO 299 MILES		300 TO 499 MILES		500 TO 999 MILES		1,000 TO 1,499 MILES		1,500 MILES AND OVER		MILEAGE UNKNOWN	TCC CODE AND WT.
TONS	TON-MILES	TONS	TON-MILES	TONS	TON-MILES	TONS	TON-MILES	TONS	TON-MILES	TONS	
1 513	367	1 543	598	1 434	985	412	503	445	845	726	265
12	3	21	7	10	7	9	10	7	13	(Z)	0-.5
44	11	18	7	16	12	26	29	13	22	-	.5-1
155	38	119	46	100	67	110	130	69	119	-	1-5
185	43	150	60	109	75	69	91	9	17	-	5-10
286	67	221	87	240	168	63	72	42	93	-	10-20
214	53	191	74	138	98	6	6	116	193	-	20-30
405	100	414	157	540	365	30	37	101	206	-	30-60
19	5	131	45	116	77	-	-	40	79	-	60-90
111	27	9	4	20	15	-	-	12	21	-	90+
84	20	268	109	145	99	99	128	35	82	726	UK
1 176	284	1 064	421	894	616	201	221	174	356	625	2651
10	2	19	7	6	4	8	9	3	6	(Z)	0-.5
7	7	11	4	9	7	23	24	(Z)	1	-	.5-1
120	29	60	23	66	42	61	66	9	17	-	1-5
145	33	80	32	48	30	27	29	2	3	-	5-10
235	55	149	59	151	112	58	66	34	78	-	10-20
151	39	120	47	73	52	6	7	18	35	-	20-30
289	69	288	114	350	234	12	14	49	103	-	30-60
21	6	123	41	74	51	-	-	44	88	-	60-90
175	42	10	5	22	16	-	-	15	25	-	90+
24	6	205	89	95	68	6	6	1	1	625	UK
1 172	283	1 049	415	881	607	198	218	167	345	240	26511
10	2	6	2	6	4	8	8	3	6	(Z)	0-.5
7	2	11	4	8	7	23	24	(Z)	1	-	.5-1
120	29	60	23	65	41	61	66	9	17	-	1-5
144	32	80	32	47	29	26	28	2	3	-	5-10
233	55	147	58	147	109	57	64	34	78	-	10-20
151	39	120	47	66	48	6	7	11	24	-	20-30
289	69	288	114	350	234	12	14	49	103	-	30-60
21	6	123	41	74	51	-	-	44	88	-	60-90
175	42	10	5	22	16	-	-	15	25	-	90+
24	6	205	89	95	68	6	6	1	1	240	UK
2	1	13	5	1	1	(Z)	(Z)	-	-	384	26515
(Z)	(Z)	13	4	(Z)	(Z)	(Z)	(Z)	-	-	-	0-.5
(Z)	(Z)	(Z)	(Z)	(Z)	(Z)	-	-	-	-	-	.5-1
-	-	-	-	-	-	-	-	-	-	-	1-5
2	1	-	-	-	-	-	-	-	-	-	5-10
-	-	-	-	-	-	-	-	-	-	-	10-20
-	-	-	-	-	-	-	-	-	-	-	30-60
-	-	-	-	-	-	-	-	-	-	-	60-90
-	-	(Z)	(Z)	-	-	-	-	-	-	-	90+
-	-	-	-	-	-	-	-	-	-	384	UK
311	79	353	133	438	297	197	263	280	506	77	2654
1	(Z)	1	1	1	1	1	1	3	6	-	0-.5
22	5	7	3	6	4	4	5	12	20	-	.5-1
43	11	49	19	28	19	50	66	57	95	-	1-5
22	5	32	13	37	25	43	62	6	11	-	5-10
30	7	43	17	29	19	2	3	6	13	-	10-20
38	10	34	12	64	46	(Z)	(Z)	97	155	-	20-30
141	37	141	51	180	123	18	24	68	137	-	30-60
-	-	11	5	46	28	-	-	-	-	-	60-90
-	-	-	-	2	1	-	-	-	-	-	90+
14	3	35	12	46	29	79	102	30	70	77	UK
93	23	67	25	57	39	2	3	2	4	74	26542
(Z)	(Z)	(Z)	(Z)	(Z)	(Z)	(Z)	(Z)	(Z)	(Z)	-	0-.5
19	5	(Z)	(Z)	(Z)	(Z)	(Z)	(Z)	(Z)	(Z)	-	.5-1
4	1	3	1	4	3	1	1	1	3	-	1-5
4	1	3	1	4	3	(Z)	1	(Z)	1	-	5-10
6	1	11	4	5	3	1	1	-	-	-	10-20
16	4	8	3	10	7	(Z)	(Z)	-	-	-	20-30
44	11	43	16	31	21	-	-	-	-	-	30-60
-	-	-	-	2	1	-	-	-	-	-	90+
-	-	-	-	-	-	-	-	-	-	74	UK
53	13	104	39	120	82	165	221	218	375	-	26543
1	(Z)	(Z)	(Z)	1	(Z)	1	1	3	5	-	0-.5
1	(Z)	5	2	4	3	3	4	12	20	-	.5-1
20	5	22	8	14	9	45	59	56	91	-	1-5
8	2	9	4	4	2	37	55	-	-	-	5-10
10	3	9	4	13	9	(Z)	(Z)	-	-	-	10-20
3	1	-	-	25	19	-	-	88	136	-	20-30
3	1	24	9	19	13	2	3	33	59	-	30-60
8	2	34	12	41	26	76	99	27	64	-	UK
53	13	66	26	170	118	20	28	52	113	3	26545
(Z)	(Z)	(Z)	(Z)	(Z)	(Z)	(Z)	(Z)	(Z)	(Z)	-	0-.5
1	(Z)	1	1	2	1	1	1	(Z)	(Z)	-	.5-1
9	2	11	4	5	4	1	2	(Z)	1	-	1-5
4	1	3	1	14	10	3	4	(Z)	(Z)	-	5-10
5	1	8	3	2	1	-	-	6	12	-	10-20
13	3	10	4	27	20	-	-	9	18	-	20-30
14	3	21	7	82	58	14	18	34	75	-	30-60
-	-	11	5	32	21	-	-	-	-	-	60-90
7	2	1	(Z)	4	3	2	3	3	6	3	UK
112	30	115	42	92	57	9	11	8	14	-	26549
(Z)	(Z)	(Z)	(Z)	(Z)	(Z)	(Z)	(Z)	(Z)	(Z)	-	0-.5
(Z)	(Z)	(Z)	(Z)	(Z)	(Z)	-	-	-	-	-	.5-1
9	3	14	5	4	3	3	4	(Z)	(Z)	-	1-5
6	2	17	7	14	10	2	3	6	10	-	5-10
9	2	15	6	8	6	1	1	(Z)	1	-	10-20

TABLE 3. SHIPMENTS BY MANUFACTURING ESTABLISHMENTS--COMMODITIES AND WEIGHT OF SHIPMENT BY DISTANCE SHIPPED: 1977--CON.

TCC CODE	COMMODITY AND WEIGHT OF SHIPMENT	ALL SHIPMENTS				TONS (THOUSANDS) AND TON-MILES (MILLIONS) BY DISTANCE OF SHIPMENT			
		TONS (THOUSANDS) (A)	TON-MILES (MILLIONS) (B)	STANDARD ERROR (PERCENT) FOR COLUMNS--		UNDER 100 MILES		100 TO 199 MILES	
				(A)	(B)	TONS	TON-MILES	TONS	TON-MILES
26549	SANITARY FOOD CONTAINERS, NEC.								
	20,000 TO 29,999 POUNDS.	77	15	44	49	30	2	22	4
	30,000 TO 59,999 POUNDS.	272	82	46	49	62	3	23	3
	60,000 TO 89,999 POUNDS.	14	8	100	100	-	-	-	-
	SHIPMENT WEIGHT UNKNOWN.	33	(Z)	-	-	33	(Z)	-	-
26551	FIBER CANS, TUBES, DRUMS, AND SIMILAR PRODUCTS *	1 398	243	13	17	765	31	233	34
	UNDER 500 POUNDS.	11	2	32	19	8	(Z)	1	(Z)
	500 TO 999 POUNDS.	21	3	26	30	13	(Z)	3	(Z)
	1,000 TO 4,999 POUNDS.	223	34	19	25	130	4	49	7
	5,000 TO 9,999 POUNDS.	480	67	22	24	299	10	77	11
	10,000 TO 19,999 POUNDS.	278	60	18	25	137	7	46	6
	20,000 TO 29,999 POUNDS.	113	25	24	25	20	1	38	7
	30,000 TO 59,999 POUNDS.	70	18	43	58	36	1	8	1
	60,000 TO 89,999 POUNDS.	18	8	64	87	-	(Z)	-	-
	90,000 POUNDS AND OVER.	7	2	100	100	-	-	-	-
	SHIPMENT WEIGHT UNKNOWN.	176	24	39	39	117	8	11	2
2661	BUILDING PAPER AND BUILDING BOARD *	2 618	1 245	17	23	296	11	340	48
	UNDER 500 POUNDS.	2	1	64	63	1	(Z)	(Z)	(Z)
	500 TO 999 POUNDS.	5	1	62	49	2	(Z)	(Z)	(Z)
	1,000 TO 4,999 POUNDS.	23	6	66	33	9	(Z)	1	(Z)
	5,000 TO 9,999 POUNDS.	21	9	25	45	5	(Z)	1	(Z)
	10,000 TO 19,999 POUNDS.	58	22	20	21	8	(Z)	12	2
	20,000 TO 29,999 POUNDS.	570	161	30	28	64	3	184	27
	30,000 TO 59,999 POUNDS.	1 227	727	21	19	53	2	113	16
	60,000 TO 89,999 POUNDS.	219	146	34	32	-	-	11	2
	90,000 POUNDS AND OVER.	144	125	46	70	-	-	-	-
	SHIPMENT WEIGHT UNKNOWN.	350	47	29	51	155	5	17	2
26612	CONSTRUCTION PAPER	909	299	24	40	160	5	155	20
	UNDER 500 POUNDS.	(Z)	(Z)	83	60	(Z)	(Z)	(Z)	(Z)
	500 TO 999 POUNDS.	1	(Z)	90	69	(Z)	(Z)	(Z)	(Z)
	1,000 TO 4,999 POUNDS.	4	1	22	21	1	(Z)	(Z)	(Z)
	5,000 TO 9,999 POUNDS.	5	1	30	38	2	(Z)	1	(Z)
	10,000 TO 19,999 POUNDS.	10	2	40	45	4	(Z)	-	-
	20,000 TO 29,999 POUNDS.	137	37	31	33	2	(Z)	73	9
	30,000 TO 59,999 POUNDS.	249	93	44	30	4	(Z)	75	10
	60,000 TO 89,999 POUNDS.	60	17	83	77	-	-	-	-
	90,000 POUNDS AND OVER.	139	119	48	73	-	-	-	-
	SHIPMENT WEIGHT UNKNOWN.	306	28	31	37	147	4	6	1
26613	WALLBOARD.	1 046	687	21	22	48	1	37	6
	UNDER 500 POUNDS.	(Z)	(Z)	97	52	(Z)	(Z)	-	-
	500 TO 999 POUNDS.	(Z)	(Z)	49	60	-	-	(Z)	(Z)
	1,000 TO 4,999 POUNDS.	7	1	93	56	5	(Z)	-	-
	5,000 TO 9,999 POUNDS.	7	3	27	36	2	(Z)	(Z)	(Z)
	10,000 TO 19,999 POUNDS.	25	11	22	23	3	(Z)	1	(Z)
	20,000 TO 29,999 POUNDS.	40	20	21	23	1	(Z)	2	(Z)
	30,000 TO 59,999 POUNDS.	822	538	24	20	37	-	22	3
	60,000 TO 89,999 POUNDS.	135	108	38	49	-	-	11	2
	90,000 POUNDS AND OVER.	5	6	100	100	-	-	-	-
	SHIPMENT WEIGHT UNKNOWN.	4	-	-	-	-	-	-	-
26614	INSULATING MATERIAL.	430	118	65	59	63	3	118	18
	UNDER 500 POUNDS.	1	(Z)	75	64	(Z)	(Z)	-	-
	500 TO 999 POUNDS.	2	(Z)	96	67	2	(Z)	-	-
	1,000 TO 4,999 POUNDS.	7	1	63	92	2	(Z)	-	-
	5,000 TO 9,999 POUNDS.	3	1	57	75	1	(Z)	-	-
	10,000 TO 19,999 POUNDS.	14	3	63	59	-	-	10	1
	20,000 TO 29,999 POUNDS.	382	101	84	83	58	3	108	16
	30,000 TO 59,999 POUNDS.	21	11	53	53	-	-	-	-
27	PRINTED MATTER	24 891	4 677	9	7	16 627	305	1 637	237
	UNDER 500 POUNDS.	1 110	627	12	16	337	10	112	17
	500 TO 999 POUNDS.	427	184	13	21	137	5	65	9
	1,000 TO 4,999 POUNDS.	1 448	641	13	17	544	17	217	31
	5,000 TO 9,999 POUNDS.	758	185	17	16	409	13	104	15
	10,000 TO 19,999 POUNDS.	846	300	21	18	407	18	54	8
	20,000 TO 29,999 POUNDS.	833	300	15	18	270	12	52	8
	30,000 TO 59,999 POUNDS.	2 234	817	45	29	702	35	389	61
	60,000 TO 89,999 POUNDS.	257	167	22	24	31	2	25	4
	90,000 POUNDS AND OVER.	532	320	36	20	84	5	96	12
	SHIPMENT WEIGHT UNKNOWN.	16 446	1 135	8	9	13 706	189	522	73
27111	NEWSPAPERS *	13 146	428	11	23	12 172	168	341	45
	UNDER 500 POUNDS.	8	(Z)	19	33	7	(Z)	(Z)	(Z)
	500 TO 999 POUNDS.	2	(Z)	37	31	1	(Z)	-	-
	1,000 TO 4,999 POUNDS.	112	7	10	22	104	1	1	(Z)
	5,000 TO 9,999 POUNDS.	70	6	32	40	63	1	(Z)	(Z)
	10,000 TO 19,999 POUNDS.	51	19	43	57	18	(Z)	6	1
	20,000 TO 29,999 POUNDS.	69	19	63	92	31	(Z)	4	1
	30,000 TO 59,999 POUNDS.	180	63	52	62	69	1	12	1
	60,000 TO 89,999 POUNDS.	20	13	29	34	2	(Z)	3	(Z)
	90,000 POUNDS AND OVER.	76	27	29	17	6	(Z)	6	1
	SHIPMENT WEIGHT UNKNOWN.	12 557	274	12	20	11 871	164	308	41
27211	PERIODICALS *	2 023	947	12	9	325	10	77	13
	UNDER 500 POUNDS.	55	34	27	31	9	(Z)	3	1
	500 TO 999 POUNDS.	19	7	31	27	5	(Z)	7	1
	1,000 TO 4,999 POUNDS.	41	27	29	34	8	(Z)	4	1
	5,000 TO 9,999 POUNDS.	35	12	51	50	1	(Z)	8	1
	10,000 TO 19,999 POUNDS.	79	28	31	33	34	3	8	1
	20,000 TO 29,999 POUNDS.	125	58	18	21	17	1	4	1
	30,000 TO 59,999 POUNDS.	368	292	4	5	27	2	21	4
	60,000 TO 89,999 POUNDS.	124	90	12	19	15	(Z)	3	(Z)
	90,000 POUNDS AND OVER.	82	149	26	27	-	-	-	-

TONS (THOUSANDS) AND TON-MILES (MILLIONS) BY DISTANCE OF SHIPMENT--CON.

200 TO 299 MILES		300 TO 499 MILES		500 TO 999 MILES		1,000 TO 1,499 MILES		1,500 MILES AND OVER		MILEAGE UNKNOWN	TCC CODE AND WT.
TONS	TON-MILES	TONS	TON-MILES	TONS	TON-MILES	TONS	TON-MILES	TONS	TON-MILES	TONS	
6	2	16	6	2	1	-	-	(Z)	1	-	26549
81	22	53	19	49	29	3	3	1	3	-	20-30
-	-	-	-	14	8	-	-	-	-	-	30-60
-	-	-	-	-	-	-	-	-	-	-	60-90
-	-	-	-	-	-	-	-	-	-	-	UK
149	35	139	51	95	66	9	10	7	14	(Z)	26551
1	(Z)	1	(Z)	1	1	(Z)	(Z)	(Z)	(Z)	-	0-.5
1	(Z)	1	1	2	1	(Z)	(Z)	(Z)	(Z)	-	.5-1
15	4	14	5	9	7	4	4	2	4	-	1-5
44	11	38	15	18	13	2	2	2	4	-	5-10
32	7	22	8	35	23	3	4	2	4	-	10-20
27	6	27	10	-	-	-	-	1	1	-	20-30
3	1	-	-	23	16	-	-	-	-	-	30-60
-	-	5	2	8	6	-	-	-	-	-	60-90
7	2	-	-	-	-	-	-	-	-	-	90+
17	4	31	10	(Z)	(Z)	(Z)	(Z)	(Z)	(Z)	(Z)	UK
404	100	501	199	716	497	187	228	85	162	89	2661
(Z)	(Z)	(Z)	(Z)	(Z)	(Z)	(Z)	(Z)	(Z)	(Z)	-	0-.5
1	(Z)	1	(Z)	1	(Z)	1	(Z)	1	(Z)	-	.5-1
3	1	7	2	3	2	(Z)	(Z)	(Z)	(Z)	-	1-5
1	(Z)	7	3	5	3	2	3	-	-	-	5-10
8	2	9	3	21	14	1	1	-	-	-	10-20
148	36	64	24	103	63	7	8	-	-	-	20-30
122	31	302	125	493	348	90	104	54	103	-	30-60
60	15	26	10	81	59	31	35	12	24	-	60-90
47	11	25	12	-	-	56	77	16	26	-	90+
15	4	62	20	10	8	-	-	3	8	89	UK
139	34	218	85	77	47	55	76	19	32	85	26612
(Z)	(Z)	(Z)	(Z)	(Z)	(Z)	(Z)	(Z)	(Z)	(Z)	-	0-.5
1	(Z)	(Z)	(Z)	(Z)	(Z)	-	-	(Z)	(Z)	-	.5-1
(Z)	(Z)	1	(Z)	1	(Z)	(Z)	(Z)	-	-	-	1-5
1	(Z)	(Z)	(Z)	(Z)	(Z)	-	-	-	-	-	5-10
4	1	2	1	1	(Z)	-	-	-	-	-	10-20
15	4	35	14	10	6	3	4	-	-	-	20-30
11	3	94	38	60	35	2	2	3	5	-	30-60
50	13	9	4	-	-	-	-	-	-	-	60-90
47	11	25	12	-	-	51	71	16	26	-	90+
10	2	52	17	5	4	-	-	-	-	85	UK
108	27	215	87	461	328	118	136	55	102	4	26613
(Z)	(Z)	(Z)	(Z)	(Z)	(Z)	(Z)	(Z)	(Z)	(Z)	-	0-.5
(Z)	(Z)	-	-	(Z)	(Z)	-	-	-	-	-	.5-1
1	(Z)	(Z)	(Z)	(Z)	(Z)	-	-	-	-	-	1-5
-	-	4	2	10	7	1	1	-	-	-	5-10
2	1	7	3	3	3	1	1	-	-	-	10-20
8	2	9	3	16	11	4	4	-	-	-	20-30
89	22	180	74	372	266	80	92	43	78	-	30-60
8	2	14	5	63	44	27	31	12	24	-	60-90
-	-	-	-	-	-	5	6	-	-	-	90+
-	-	-	-	-	-	-	-	-	-	-	UK
134	33	30	10	81	49	5	5	(Z)	(Z)	-	26614
-	-	(Z)	(Z)	-	-	-	-	(Z)	(Z)	-	0-.5
-	-	-	-	(Z)	(Z)	-	-	-	-	-	.5-1
(Z)	(Z)	4	1	-	-	-	-	-	-	-	1-5
-	-	2	1	-	-	-	-	-	-	-	5-10
2	(Z)	-	-	3	1	-	-	-	-	-	10-20
123	30	19	7	75	45	-	-	-	-	-	20-30
9	2	4	1	3	2	5	5	-	-	-	30-60
1 033	255	1 437	568	1 848	1 310	462	560	690	1 441	1 157	27
92	23	120	48	232	165	95	115	121	249	(Z)	0-.5
49	12	49	20	80	56	14	16	32	66	-	.5-1
143	36	100	40	252	182	67	80	125	257	-	1-5
46	12	61	24	109	73	10	12	18	36	(Z)	5-10
50	13	82	32	161	121	50	66	19	41	22	10-20
46	11	286	108	135	95	29	34	15	32	-	20-30
237	61	423	172	331	231	68	81	85	176	-	30-60
5	1	56	21	91	65	30	36	19	38	-	60-90
71	18	86	33	88	61	40	51	67	140	-	90+
294	70	174	70	370	259	59	68	188	406	1 135	UK
167	39	165	68	103	72	16	17	10	19	173	27111
1	(Z)	(Z)	(Z)	(Z)	(Z)	-	-	-	-	-	0-.5
(Z)	(Z)	(Z)	(Z)	(Z)	(Z)	-	-	-	-	-	.5-1
1	(Z)	2	1	3	2	(Z)	(Z)	1	2	-	1-5
-	-	-	-	1	3	-	-	-	-	-	5-10
1	(Z)	14	6	11	8	1	1	-	3	-	10-20
2	(Z)	19	8	13	10	-	-	-	-	-	20-30
4	1	53	23	35	24	-	-	7	13	-	30-60
2	1	3	1	5	4	5	6	-	-	-	60-90
1	(Z)	58	22	5	4	-	-	-	-	-	90+
156	36	13	5	27	17	10	10	(Z)	1	173	UK
92	23	257	100	383	272	93	111	206	419	590	27211
6	2	9	4	20	15	4	5	3	8	-	0-.5
1	(Z)	2	1	3	3	1	1	1	2	-	.5-1
5	1	6	2	12	7	(Z)	(Z)	8	15	-	1-5
5	1	17	7	3	2	(Z)	(Z)	(Z)	(Z)	-	5-10
7	2	10	4	20	16	-	-	1	2	-	10-20
4	1	54	18	41	29	4	5	2	3	-	20-30
26	6	92	37	98	69	48	57	55	118	-	30-60
1	(Z)	35	14	39	25	13	15	18	35	-	60-90
-	-	3	1	10	7	8	11	61	130	-	90+

UNIVERSITY MICROFILMS LIBRARY





TONS (THOUSANDS) AND TON-MILES (MILLIONS) BY DISTANCE OF SHIPMENT--CON.

200 TO 299 MILES		300 TO 499 MILES		500 TO 999 MILES		1,000 TO 1,499 MILES		1,500 MILES AND OVER		MILEAGE UNKNOWN	TCC CODE AND WT.
TONS	TON-MILES	TONS	TON-MILES	TONS	TON-MILES	TONS	TON-MILES	TONS	TON-MILES	TONS	
39	10	30	11	137	99	16	17	57	106	590	27211 UK
161	40	191	80	501	376	140	169	221	475	228	27311
23	6	38	15	88	63	49	59	46	105	-	0-.5
8	2	17	7	28	21	6	6	11	23	-	.5-1
31	7	12	4	91	70	32	38	88	179	-	1-5
10	3	16	7	40	29	3	3	7	11	(Z)	5-10
8	2	8	3	63	53	8	11	8	22	18	10-20
7	2	11	4	39	32	15	18	11	27	-	20-30
29	7	15	6	56	40	11	15	3	7	-	30-60
-	-	-	-	23	19	-	-	1	3	-	60-90
-	-	-	-	1	1	-	-	3	7	-	90+
47	11	75	33	72	49	15	19	42	92	210	UK
441	109	421	167	587	409	169	208	178	363	161	2741
20	5	26	10	66	48	23	27	53	97	(Z)	0-.5
8	2	9	3	17	12	6	7	5	9	-	.5-1
87	20	41	17	69	50	20	25	19	36	-	1-5
49	11	21	8	38	23	3	4	8	17	-	5-10
16	4	20	8	43	31	35	48	8	14	-	10-20
19	4	23	9	44	29	9	11	6	12	-	20-30
155	41	204	83	132	93	12	13	15	29	-	30-60
1	(Z)	20	7	23	16	16	20	-	3	-	60-90
69	17	10	4	81	56	37	44	2	3	-	90+
17	4	47	18	74	53	8	9	62	147	161	UK
333	82	246	98	394	276	99	127	51	97	79	27411
13	3	15	5	38	27	11	11	11	23	-	0-.5
3	1	5	2	8	6	1	2	3	7	-	.5-1
58	13	29	12	42	31	18	22	8	15	-	1-5
39	9	14	5	21	12	1	1	3	5	-	5-10
4	1	14	6	28	21	34	47	3	5	-	10-20
11	2	13	4	38	24	-	-	4	7	-	20-30
129	34	118	49	96	68	5	6	4	7	-	30-60
(Z)	(Z)	3	1	13	10	-	-	-	-	-	60-90
65	16	7	3	48	31	25	32	2	3	-	90+
10	3	29	11	63	46	5	5	13	25	79	UK
2	(Z)	4	2	11	7	1	1	2	5	17	27415
(Z)	(Z)	1	(Z)	2	1	(Z)	(Z)	(Z)	1	-	0-.5
(Z)	(Z)	(Z)	(Z)	1	(Z)	(Z)	(Z)	(Z)	(Z)	-	.5-1
1	(Z)	2	1	4	3	(Z)	(Z)	2	3	-	1-5
-	-	-	-	(Z)	(Z)	-	-	-	-	-	5-10
-	-	-	-	2	1	-	-	-	-	-	10-20
-	-	-	-	2	1	-	-	-	-	-	20-30
-	-	(Z)	(Z)	(Z)	(Z)	(Z)	(Z)	(Z)	(Z)	17	UK
47	11	69	25	55	38	13	16	29	56	8	27417
3	1	3	1	7	5	3	3	1	3	-	0-.5
3	1	3	1	4	3	1	1	1	1	-	.5-1
8	2	8	3	13	10	1	1	6	11	-	1-5
4	1	2	1	4	3	1	2	4	8	-	5-10
4	1	1	(Z)	3	2	(Z)	(Z)	5	9	-	10-20
2	(Z)	1	(Z)	4	3	4	6	2	4	-	20-30
17	4	28	10	7	5	2	2	8	15	-	30-60
(Z)	(Z)	7	2	10	6	-	-	-	-	-	60-90
4	1	3	1	3	-	-	-	-	-	-	90+
3	1	13	5	3	2	1	1	2	5	8	UK
60	15	102	42	127	89	56	64	95	206	57	27419
4	1	8	3	19	14	10	12	39	70	(Z)	0-.5
1	(Z)	1	(Z)	3	3	3	4	1	2	-	.5-1
20	5	2	1	10	7	1	1	3	6	-	1-5
7	2	4	2	12	8	1	1	2	3	-	5-10
9	2	5	2	10	6	1	1	-	-	-	10-20
6	1	9	4	3	2	4	5	(Z)	1	-	20-30
9	2	58	25	28	19	5	6	3	6	-	30-60
-	-	10	3	-	-	16	20	-	-	-	60-90
-	-	-	-	32	25	12	12	-	-	-	90+
5	1	4	2	7	5	2	3	47	117	57	UK
212	53	144	57	220	147	28	33	74	162	21	27611
27	7	33	13	42	29	10	12	10	21	-	0-.5
25	6	15	6	23	15	1	1	15	30	-	.5-1
61	15	31	12	54	37	17	20	7	16	-	1-5
15	4	4	1	33	21	-	-	-	-	-	5-10
18	5	32	11	34	21	-	-	2	5	-	10-20
22	5	28	14	7	4	(Z)	(Z)	-	-	-	20-30
24	6	-	-	3	3	-	-	-	-	-	30-60
-	-	-	-	2	1	-	-	-	-	-	60-90
-	-	-	-	-	-	-	-	4	9	-	90+
19	5	2	1	23	15	1	1	35	81	21	UK
8	2	31	12	23	18	23	27	8	16	1	27711
4	1	6	3	9	6	4	5	4	8	-	0-.5
1	(Z)	(Z)	(Z)	1	1	2	2	1	2	-	.5-1
2	(Z)	3	1	2	1	1	1	2	3	-	1-5
-	-	(Z)	(Z)	-	-	(Z)	(Z)	-	-	-	5-10
-	-	3	1	1	1	9	11	-	-	-	10-20
-	-	5	2	-	-	-	-	-	-	-	20-30
-	-	8	3	2	2	-	7	-	-	-	30-60
-	-	-	-	2	2	-	-	-	-	-	60-90
2	(Z)	6	2	8	7	1	1	1	2	1	UK
29	7	17	6	68	47	12	14	24	51	13	2781
8	2	5	2	11	7	4	5	3	7	-	0-.5

UNIVERSITY LIBRARY OF CALIFORNIA

TABLE 3. SHIPMENTS BY MANUFACTURING ESTABLISHMENTS--COMMODITIES AND WEIGHT OF SHIPMENT BY DISTANCE SHIPPED: 1977--CON.

TCC CODE	COMMODITY AND WEIGHT OF SHIPMENT	ALL SHIPMENTS				TONS (THOUSANDS) AND TON-MILES (MILLIONS) BY DISTANCE OF SHIPMENT			
		TONS (THOUSANDS) (A)	TON-MILES (MILLIONS) (B)	STANDARD ERROR (PERCENT) FOR COLUMNS--		UNDER 100 MILES		100 TO 199 MILES	
				(A)	(B)	TONS	TON-MILES	TONS	TON-MILES
2781	BLANKBOOKS, LOOSELEAF BINDERS AND DEVICES *								
	500 TO 999 POUNDS . . . . .	15	5	20	35	5	(Z)	2	(Z)
	1,000 TO 4,999 POUNDS . . . . .	57	39	22	51	12	(Z)	5	1
	5,000 TO 9,999 POUNDS . . . . .	31	19	26	32	16	1	(Z)	(Z)
	10,000 TO 19,999 POUNDS . . . . .	10	8	29	43	-	-	1	(Z)
	20,000 TO 29,999 POUNDS . . . . .	13	6	36	39	2	(Z)	4	1
	30,000 TO 59,999 POUNDS . . . . .	22	18	67	59	-	-	-	-
	SHIPMENT WEIGHT UNKNOWN . . . . .	46	13	31	56	12	(Z)	4	1
27811	BLANKBOOKS, PAGES AND TABLETS	157	40	18	21	76	3	20	3
	UNDER 500 POUNDS . . . . .	80	20	24	30	45	1	13	2
	500 TO 999 POUNDS . . . . .	4	2	46	58	1	(Z)	1	(Z)
	1,000 TO 4,999 POUNDS . . . . .	13	6	41	51	2	(Z)	2	(Z)
	5,000 TO 9,999 POUNDS . . . . .	18	3	47	28	16	1	(Z)	(Z)
	10,000 TO 19,999 POUNDS . . . . .	4	2	40	43	-	-	1	(Z)
	20,000 TO 29,999 POUNDS . . . . .	5	2	52	65	2	(Z)	-	-
	30,000 TO 59,999 POUNDS . . . . .	1	2	100	100	-	-	-	-
	SHIPMENT WEIGHT UNKNOWN . . . . .	31	3	29	31	11	(Z)	3	(Z)
27812	LOOSELEAF BINDERS AND DEVICES.	139	95	24	34	23	1	15	2
	UNDER 500 POUNDS . . . . .	21	7	33	46	7	(Z)	5	1
	500 TO 999 POUNDS . . . . .	11	3	24	47	5	(Z)	2	(Z)
	1,000 TO 4,999 POUNDS . . . . .	44	33	28	59	10	(Z)	3	1
	5,000 TO 9,999 POUNDS . . . . .	13	16	35	40	-	-	-	-
	10,000 TO 19,999 POUNDS . . . . .	6	6	42	51	-	-	-	-
	20,000 TO 29,999 POUNDS . . . . .	9	4	42	49	-	-	4	1
	30,000 TO 59,999 POUNDS . . . . .	20	16	70	64	-	-	-	-
	SHIPMENT WEIGHT UNKNOWN . . . . .	15	10	55	66	1	(Z)	1	(Z)
27911	PRODUCTS OF SERVICE INDUSTRY FOR THE PRINTING TRADES *	187	60	14	21	99	2	19	3
	UNDER 500 POUNDS . . . . .	31	20	28	44	6	(Z)	3	1
	500 TO 999 POUNDS . . . . .	6	2	22	33	1	(Z)	1	(Z)
	1,000 TO 4,999 POUNDS . . . . .	28	16	19	49	6	(Z)	8	1
	5,000 TO 9,999 POUNDS . . . . .	4	1	45	51	1	(Z)	-	-
	10,000 TO 19,999 POUNDS . . . . .	1	(Z)	59	72	1	(Z)	-	-
	20,000 TO 29,999 POUNDS . . . . .	1	(Z)	73	94	(Z)	(Z)	-	-
	30,000 TO 59,999 POUNDS . . . . .	33	2	79	83	30	1	(Z)	(Z)
	90,000 POUNDS AND OVER . . . . .	1	(Z)	100	100	-	-	1	(Z)
	SHIPMENT WEIGHT UNKNOWN . . . . .	83	18	17	20	55	1	4	1
28	CHEMICALS AND ALLIED PRODUCTS.	323 299	106 348	5	4	124 595	3 623	43 518	6 483
	UNDER 500 POUNDS . . . . .	1 535	626	9	9	521	17	201	30
	500 TO 999 POUNDS . . . . .	1 336	392	9	7	571	19	188	28
	1,000 TO 4,999 POUNDS . . . . .	5 715	1 862	8	11	1 995	64	777	115
	5,000 TO 9,999 POUNDS . . . . .	3 857	1 311	7	10	1 364	41	642	97
	10,000 TO 19,999 POUNDS . . . . .	6 865	1 928	6	8	2 784	105	1 079	151
	20,000 TO 29,999 POUNDS . . . . .	8 493	2 419	6	8	3 144	111	1 747	256
	30,000 TO 59,999 POUNDS . . . . .	79 626	21 003	8	8	32 745	1 335	15 033	2 165
	60,000 TO 89,999 POUNDS . . . . .	8 982	4 485	12	9	1 978	54	979	152
	90,000 POUNDS AND OVER . . . . .	120 744	53 845	5	7	35 951	1 059	13 691	2 139
	SHIPMENT WEIGHT UNKNOWN . . . . .	86 146	18 477	17	15	43 543	817	9 181	1 349
281	INDUSTRIAL INORGANIC AND ORGANIC CHEMICALS	197 352	57 105	8	8	83 524	2 101	27 415	4 116
	UNDER 500 POUNDS . . . . .	122	47	12	14	46	1	9	2
	500 TO 999 POUNDS . . . . .	195	42	23	20	134	5	13	4
	1,000 TO 4,999 POUNDS . . . . .	758	265	14	20	298	8	103	15
	5,000 TO 9,999 POUNDS . . . . .	693	225	17	31	298	8	83	12
	10,000 TO 19,999 POUNDS . . . . .	1 099	370	14	17	404	12	183	24
	20,000 TO 29,999 POUNDS . . . . .	2 083	573	18	14	956	36	235	36
	30,000 TO 59,999 POUNDS . . . . .	39 771	8 560	16	10	19 402	748	7 536	1 076
	60,000 TO 89,999 POUNDS . . . . .	3 971	1 946	13	15	1 188	35	408	69
	90,000 POUNDS AND OVER . . . . .	76 742	33 187	9	10	20 336	660	11 497	1 799
	SHIPMENT WEIGHT UNKNOWN . . . . .	71 918	11 891	21	24	40 461	588	7 349	1 082
2812	SODIUM, POTASSIUM, BASIC INORGANIC COMPOUNDS, CHLORINE	28 796	8 462	10	10	10 640	326	4 563	712
	UNDER 500 POUNDS . . . . .	34	11	37	41	14	(Z)	2	(Z)
	500 TO 999 POUNDS . . . . .	82	5	66	42	79	3	(Z)	(Z)
	1,000 TO 4,999 POUNDS . . . . .	105	26	27	43	46	2	25	4
	5,000 TO 9,999 POUNDS . . . . .	119	21	28	34	74	1	10	1
	10,000 TO 19,999 POUNDS . . . . .	222	75	31	45	118	2	30	4
	20,000 TO 29,999 POUNDS . . . . .	279	78	26	24	107	3	65	9
	30,000 TO 59,999 POUNDS . . . . .	2 875	686	15	16	972	32	605	92
	60,000 TO 89,999 POUNDS . . . . .	893	345	19	32	177	6	131	23
	90,000 POUNDS AND OVER . . . . .	15 505	5 238	13	13	4 518	171	2 586	399
	SHIPMENT WEIGHT UNKNOWN . . . . .	8 681	1 976	17	28	4 534	106	1 109	180
28121	INORGANIC BLEACHING COMPOUNDS, EXC. CHLORINE	873	214	27	30	660	10	30	4
	UNDER 500 POUNDS . . . . .	1	(Z)	54	80	(Z)	(Z)	-	-
	500 TO 999 POUNDS . . . . .	1	(Z)	47	68	(Z)	(Z)	-	-
	1,000 TO 4,999 POUNDS . . . . .	29	11	55	78	15	1	(Z)	(Z)
	5,000 TO 9,999 POUNDS . . . . .	12	4	71	99	5	(Z)	-	-
	10,000 TO 19,999 POUNDS . . . . .	4	2	94	100	(Z)	(Z)	-	-
	20,000 TO 29,999 POUNDS . . . . .	14	9	73	72	7	(Z)	-	-
	30,000 TO 59,999 POUNDS . . . . .	124	47	16	37	45	2	26	3
	60,000 TO 89,999 POUNDS . . . . .	54	19	49	65	13	1	-	-
	90,000 POUNDS AND OVER . . . . .	627	114	36	66	574	6	-	-
	SHIPMENT WEIGHT UNKNOWN . . . . .	7	7	58	74	-	-	3	(Z)
28122	SODIUM ALKALIES.	12 083	3 465	14	18	5 214	211	1 520	238
	UNDER 500 POUNDS . . . . .	1	(Z)	47	44	1	(Z)	(Z)	(Z)
	500 TO 999 POUNDS . . . . .	1	(Z)	59	83	(Z)	(Z)	-	-
	1,000 TO 4,999 POUNDS . . . . .	10	(Z)	90	61	9	(Z)	(Z)	(Z)
	5,000 TO 9,999 POUNDS . . . . .	3	1	84	82	-	-	1	(Z)
	10,000 TO 19,999 POUNDS . . . . .	82	2	54	47	74	1	5	1
	20,000 TO 29,999 POUNDS . . . . .	108	9	37	19	78	2	12	2
	30,000 TO 59,999 POUNDS . . . . .	1 003	155	17	22	532	14	150	21
	60,000 TO 89,999 POUNDS . . . . .	219	47	19	34	119	3	1	(Z)



TONS (THOUSANDS) AND TON-MILES (MILLIONS) BY DISTANCE OF SHIPMENT--CON.

200 TO 299 MILES		300 TO 499 MILES		500 TO 999 MILES		1,000 TO 1,499 MILES		1,500 MILES AND OVER		MILEAGE UNKNOWN	TCC CODE AND WT.
TONS	TON-MILES	TONS	TON-MILES	TONS	TON-MILES	TONS	TON-MILES	TONS	TON-MILES	TONS	
2	(Z)	2	1	2	2	1	1	(Z)	1		2781
9	2	6	2	14	9	3	4	9	21		5-1
3	1	1	(Z)	4	3	1	2	5	12		1-5
1	(Z)	1	(Z)	5	4	-	-	1	3		5-10
-	-	-	-	7	5	-	-	-	-		10-20
6	1	2	1	19	13	-	-	3	5		20-30
				5	3	3	3	2	3	13	UK
11	3	6	2	22	15	5	6	4	9	12	27811
6	2	3	1	7	5	3	4	3	5		0-.5
(Z)	(Z)	1	(Z)	1	1	(Z)	(Z)	(Z)	(Z)		.5-1
1	(Z)	(Z)	(Z)	7	4	(Z)	(Z)	(Z)	(Z)		1-5
(Z)	(Z)	-	-	2	1	1	1	(Z)	(Z)		5-10
-	-	1	(Z)	1	1	-	-	(Z)	1		10-20
-	-	-	-	3	2	-	-	-	-		20-30
3	1	1	(Z)	1	(Z)	(Z)	(Z)	1	2		30-60
										12	UK
18	5	11	4	45	32	7	9	20	43	1	27812
2	(Z)	2	1	4	3	1	1	1	1		0-.5
1	(Z)	1	(Z)	1	1	(Z)	(Z)	(Z)	1		.5-1
8	2	5	2	6	5	3	3	8	20		1-5
3	1	1	(Z)	4	3	1	1	5	11		5-10
1	(Z)	-	-	3	3	-	-	1	3		10-20
-	-	-	-	4	3	-	-	-	-		20-30
3	1	1	1	18	13	-	-	2	3		30-60
				4	3	2	3	2	3	1	UK
9	2	15	5	18	13	17	19	7	16	3	27911
3	1	3	1	7	5	5	7	3	5		0-.5
1	(Z)	1	(Z)	1	1	1	1	(Z)	(Z)		.5-1
3	1	4	1	4	3	-	-	4	9		1-5
1	(Z)	1	(Z)	1	1	-	-	(Z)	(Z)		5-10
(Z)	(Z)	1	(Z)	-	-	-	-	-	-		10-20
-	-	(Z)	(Z)	(Z)	(Z)	-	-	-	-		20-30
-	-	3	1	(Z)	(Z)	-	-	-	-		30-60
2	(Z)	3	1	-	-	-	-	-	-		90+
				4	2	11	11	1	2	3	UK
34 594	8 451	36 460	14 308	53 829	38 342	16 747	20 142	7 802	14 999	5 754	28
184	45	219	84	234	163	77	93	91	193	8	0-.5
145	36	184	36	170	123	48	58	29	58	(Z)	.5-1
612	150	955	361	1 085	728	168	193	119	251	5	1-5
449	111	552	215	575	392	149	181	125	273	(Z)	5-10
691	169	985	372	1 082	736	125	154	120	241		10-20
875	215	1 070	406	1 306	917	218	253	132	261		20-30
8 598	2 121	11 249	4 348	8 860	6 089	1 620	1 975	1 518	3 000	4	30-60
841	202	1 802	708	2 227	1 590	674	815	481	964		60-90
13 289	3 242	13 814	5 501	28 720	20 764	11 090	13 279	4 189	7 860		90+
8 911	2 161	5 630	2 242	9 571	6 871	2 576	3 140	996	1 896	5 738	UK
22 963	5 569	18 167	7 244	27 653	19 391	8 522	10 199	4 426	8 485	4 683	281
16	4	11	4	30	19	5	5	6	12	(Z)	0-.5
11	3	9	4	18	14	4	5	5	10		.5-1
61	14	84	32	160	110	27	33	25	54		1-5
78	19	83	31	84	55	50	62	18	38		5-10
83	21	185	68	167	111	31	39	46	94		10-20
266	67	213	81	325	226	60	71	28	56		20-30
3 809	920	4 419	1 736	3 426	2 275	749	928	432	875		30-60
451	114	597	233	676	492	358	433	292	569		60-90
10 095	2 450	9 171	3 696	16 787	11 858	5 692	6 749	3 163	5 974		90+
8 093	1 958	3 394	1 358	5 981	4 230	1 546	1 874	411	802	4 683	UK
4 187	1 001	3 066	1 192	4 965	3 203	783	930	514	1 098	79	2812
6	1	(Z)	(Z)	9	6	1	1	1	2		0-.5
1	(Z)	1	(Z)	(Z)	(Z)	(Z)	(Z)	1	1		.5-1
8	2	9	1	22	16	2	2	-	-		1-5
11	3	2	4	13	9	3	3	(Z)	1		5-10
7	2	18	7	27	17	3	4	19	39		10-20
36	9	24	10	32	28	13	14	3	4		20-30
543	128	436	160	251	175	28	31	39	68		30-60
168	46	207	80	152	104	32	40	26	47		60-90
2 911	696	1 525	608	3 027	1 922	621	740	317	701		90+
496	115	843	321	1 431	926	80	94	109	234	79	UK
11	3	31	13	67	41	9	11	65	133		28121
(Z)	(Z)	(Z)	(Z)	1	(Z)	-	-	-	-		0-.5
(Z)	(Z)	-	-	(Z)	(Z)	-	-	-	-		.5-1
-	-	(Z)	(Z)	12	10	-	-	-	-		1-5
-	-	3	1	4	2	-	-	-	-		5-10
-	-	-	-	4	2	-	-	-	-		10-20
-	-	-	-	2	2	6	7	-	-		20-30
10	2	8	3	22	12	3	4	10	20		30-60
-	-	20	8	21	10	-	-	-	-		60-90
-	-	-	-	-	-	-	-	54	108		90+
-	-	(Z)	(Z)	3	2	(Z)	(Z)	1	5		UK
1 091	261	1 411	568	2 435	1 621	243	267	121	298	49	28122
(Z)	(Z)	(Z)	(Z)	(Z)	(Z)	(Z)	(Z)	-	-		0-.5
(Z)	(Z)	-	-	(Z)	(Z)	-	-	-	-		.5-1
(Z)	(Z)	(Z)	(Z)	(Z)	(Z)	-	-	-	-		1-5
(Z)	(Z)	2	1	-	-	-	-	-	-		5-10
-	-	3	1	-	-	-	-	-	-		10-20
14	3	2	1	2	1	-	-	-	-		20-30
130	32	154	59	38	29	-	-	-	-		30-60
13	3	51	19	35	22	-	-	-	-		60-90

BUNYAN LIBRARY OF USUHS

TABLE 3. SHIPMENTS BY MANUFACTURING ESTABLISHMENTS--COMMODITIES AND WEIGHT OF SHIPMENT BY DISTANCE SHIPPED: 1977--CON.

TCC CODE	COMMODITY AND WEIGHT OF SHIPMENT	ALL SHIPMENTS				TONS (THOUSANDS) AND TON-MILES (MILLIONS) BY DISTANCE OF SHIPMENT			
		TONS (THOU- SANDS) (A)	TON-MILES (MIL- LIONS) (B)	STANDARD ERROR (PERCENT) FOR COLUMNS--		UNDER 100 MILES		100 TO 199 MILES	
				(A)	(B)	TONS	TON- MILES	TONS	TON- MILES
28122	SODIUM ALKALIES . . . . .								
	90,000 POUNDS AND OVER . . . . .	5 538	2 161	24	27	1 917	113	353	51
	SHIPMENT WEIGHT UNKNOWN . . . . .	5 118	1 089	13	30	2 483	78	997	163
28123	SODIUM COMPOUNDS . . . . .	4 670	1 705	19	22	640	22	1 118	178
	UNDER 500 POUNDS . . . . .	2	1	39	48	1	(Z)	(Z)	(Z)
	500 TO 999 POUNDS . . . . .	1	1	27	52	(Z)	(Z)	(Z)	(Z)
	1,000 TO 4,999 POUNDS . . . . .	22	5	27	20	11	1	2	(Z)
	5,000 TO 9,999 POUNDS . . . . .	30	13	19	23	3	(Z)	2	(Z)
	10,000 TO 19,999 POUNDS . . . . .	69	41	34	67	15	(Z)	16	3
	20,000 TO 29,999 POUNDS . . . . .	94	45	32	33	13	1	10	1
	30,000 TO 59,999 POUNDS . . . . .	1 059	323	26	22	197	8	198	31
	60,000 TO 89,999 POUNDS . . . . .	2 409	196	33	51	35	2	24	4
	90,000 POUNDS AND OVER . . . . .	2 681	952	28	27	294	9	865	137
	SHIPMENT WEIGHT UNKNOWN . . . . .	301	128	7	16	72	2	2	(Z)
28124	POTASSIUM ALKALIES . . . . .	751	282	42	59	89	2	154	26
	UNDER 500 POUNDS . . . . .	(Z)	(Z)	33	35	(Z)	(Z)	(Z)	(Z)
	500 TO 999 POUNDS . . . . .	(Z)	(Z)	69	69	-	-	-	-
	1,000 TO 4,999 POUNDS . . . . .	9	4	91	82	2	(Z)	1	(Z)
	5,000 TO 9,999 POUNDS . . . . .	7	1	100	100	-	-	7	1
	10,000 TO 19,999 POUNDS . . . . .	31	5	73	68	14	1	8	1
	20,000 TO 29,999 POUNDS . . . . .	26	4	65	55	3	(Z)	21	3
	30,000 TO 59,999 POUNDS . . . . .	158	38	36	29	17	(Z)	50	8
	60,000 TO 89,999 POUNDS . . . . .	17	3	55	55	-	-	17	3
	90,000 POUNDS AND OVER . . . . .	431	201	47	68	53	(Z)	49	10
	SHIPMENT WEIGHT UNKNOWN . . . . .	72	26	83	82	-	-	1	(Z)
28125	POTASSIUM COMPOUNDS . . . . .	88	71	43	55	18	1	(Z)	(Z)
	UNDER 500 POUNDS . . . . .	2	2	56	70	(Z)	(Z)	(Z)	(Z)
	500 TO 999 POUNDS . . . . .	1	1	89	94	-	-	-	-
	1,000 TO 4,999 POUNDS . . . . .	5	(Z)	58	63	5	(Z)	(Z)	(Z)
	5,000 TO 9,999 POUNDS . . . . .	5	1	55	85	4	(Z)	-	-
	10,000 TO 19,999 POUNDS . . . . .	8	16	95	99	-	-	-	-
	20,000 TO 29,999 POUNDS . . . . .	1	(Z)	100	100	-	-	-	-
	30,000 TO 59,999 POUNDS . . . . .	21	10	23	28	4	(Z)	-	-
	SHIPMENT WEIGHT UNKNOWN . . . . .	45	40	94	99	5	(Z)	-	-
28128	CHLORINE . . . . .	8 279	2 420	13	17	2 612	67	1 501	224
	UNDER 500 POUNDS . . . . .	1	(Z)	27	32	1	(Z)	(Z)	(Z)
	500 TO 999 POUNDS . . . . .	2	(Z)	63	49	2	(Z)	(Z)	(Z)
	1,000 TO 4,999 POUNDS . . . . .	6	1	49	59	4	(Z)	(Z)	(Z)
	5,000 TO 9,999 POUNDS . . . . .	7	(Z)	84	71	7	(Z)	-	-
	10,000 TO 19,999 POUNDS . . . . .	4	2	57	92	2	(Z)	-	-
	20,000 TO 29,999 POUNDS . . . . .	13	1	78	95	3	(Z)	10	1
	30,000 TO 59,999 POUNDS . . . . .	297	58	17	57	118	5	148	23
	60,000 TO 89,999 POUNDS . . . . .	84	15	53	52	10	(Z)	64	11
	90,000 POUNDS AND OVER . . . . .	6 003	1 709	13	15	1 680	42	1 193	176
	SHIPMENT WEIGHT UNKNOWN . . . . .	1 863	634	31	58	786	19	86	13
28129	ALKALIES, NEC. . . . .	565	83	69	21	438	5	12	2
	UNDER 500 POUNDS . . . . .	(Z)	(Z)	78	76	-	-	-	-
	500 TO 999 POUNDS . . . . .	73	3	100	94	73	3	-	-
	1,000 TO 4,999 POUNDS . . . . .	(Z)	(Z)	100	100	(Z)	(Z)	-	-
	10,000 TO 19,999 POUNDS . . . . .	2	(Z)	69	70	2	(Z)	-	-
	20,000 TO 29,999 POUNDS . . . . .	17	6	23	31	-	-	8	1
	30,000 TO 59,999 POUNDS . . . . .	20	16	35	44	-	-	3	1
	60,000 TO 89,999 POUNDS . . . . .	75	47	21	24	-	-	47	-
	90,000 POUNDS AND OVER . . . . .	378	10	100	100	363	2	(Z)	(Z)
	SHIPMENT WEIGHT UNKNOWN . . . . .								
2813	INDUSTRIAL GASES, COMPRESSED AND LIQUEFIED . . . . .	45 572	3 904	32	59	34 016	326	2 126	317
	UNDER 500 POUNDS . . . . .	10	1	51	39	9	(Z)	(Z)	(Z)
	500 TO 999 POUNDS . . . . .	9	(Z)	74	53	8	(Z)	-	-
	1,000 TO 4,999 POUNDS . . . . .	54	3	41	28	50	1	3	(Z)
	5,000 TO 9,999 POUNDS . . . . .	31	4	54	51	26	1	2	(Z)
	10,000 TO 19,999 POUNDS . . . . .	44	31	30	49	19	1	9	1
	20,000 TO 29,999 POUNDS . . . . .	26	5	46	49	-	-	10	1
	30,000 TO 59,999 POUNDS . . . . .	478	169	37	50	267	17	24	4
	60,000 TO 89,999 POUNDS . . . . .	547	13	68	59	543	12	2	(Z)
	90,000 POUNDS AND OVER . . . . .	1 506	38	77	47	1 436	8	-	-
	SHIPMENT WEIGHT UNKNOWN . . . . .	42 867	3 639	35	62	31 658	286	2 077	310
28133	CARBON DIOXIDE . . . . .	2 371	595	62	74	482	12	669	105
	UNDER 500 POUNDS . . . . .	1	(Z)	89	87	1	(Z)	-	-
	5,000 TO 9,999 POUNDS . . . . .	12	(Z)	100	100	12	(Z)	-	-
	30,000 TO 59,999 POUNDS . . . . .	17	11	40	46	4	(Z)	-	-
	90,000 POUNDS AND OVER . . . . .	47	12	100	100	-	-	-	-
	SHIPMENT WEIGHT UNKNOWN . . . . .	2 295	571	67	81	466	12	669	105
28134	ELEMENTAL GASES . . . . .	30 232	727	41	29	28 737	190	685	102
	UNDER 500 POUNDS . . . . .	4	(Z)	63	82	4	(Z)	-	-
	500 TO 999 POUNDS . . . . .	4	(Z)	79	66	4	(Z)	-	-
	1,000 TO 4,999 POUNDS . . . . .	50	1	40	35	48	1	2	(Z)
	5,000 TO 9,999 POUNDS . . . . .	18	1	50	72	15	1	2	(Z)
	10,000 TO 19,999 POUNDS . . . . .	27	2	33	34	18	1	9	1
	20,000 TO 29,999 POUNDS . . . . .	26	5	46	49	-	-	10	1
	30,000 TO 59,999 POUNDS . . . . .	160	21	58	63	88	4	19	3
	60,000 TO 89,999 POUNDS . . . . .	542	12	69	69	542	12	-	-
	90,000 POUNDS AND OVER . . . . .	1 422	7	80	81	1 422	7	-	-
	SHIPMENT WEIGHT UNKNOWN . . . . .	27 978	676	48	35	26 597	164	644	97
28139	INDUSTRIAL GASES, NEC. . . . .	12 340	2 579	60	74	4 548	120	767	109
	UNDER 500 POUNDS . . . . .	1	1	41	50	1	(Z)	(Z)	(Z)
	500 TO 999 POUNDS . . . . .	2	(Z)	82	43	1	(Z)	-	-
	1,000 TO 4,999 POUNDS . . . . .	2	2	83	59	2	(Z)	(Z)	(Z)
	5,000 TO 9,999 POUNDS . . . . .	4	3	100	100	-	-	-	-
	10,000 TO 19,999 POUNDS . . . . .	16	29	68	89	1	(Z)	-	-

TONS (THOUSANDS) AND TON-MILES (MILLIONS) BY DISTANCE OF SHIPMENT--CON.

200 TO 299 MILES		300 TO 499 MILES		500 TO 999 MILES		1,000 TO 1,499 MILES		1,500 MILES AND OVER		MILEAGE UNKNOWN	TCC CODE AND WT.
TONS	TON-MILES	TONS	TON-MILES	TONS	TON-MILES	TONS	TON-MILES	TONS	TON-MILES	TONS	
605	147	774	314	1 533	982	235	256	121	298	-	28122
329	76	425	173	827	588	8	10	-	-	49	90+ UK
1 394	355	530	202	643	450	167	202	149	297	29	28123
(Z)	(Z)	(Z)	(Z)	(Z)	(Z)	(Z)	(Z)	(Z)	1	-	0-.5
1	1	2	1	3	2	-	-	-	(Z)	-	.5-1
4	3	4	2	9	7	1	1	-	-	-	1-5
10	6	8	3	12	6	2	2	(Z)	1	-	5-10
23	6	20	9	25	7	2	2	11	24	-	10-20
310	73	169	60	157	23	15	1	3	4	-	20-30
149	41	109	41	46	36	17	17	14	23	-	30-60
852	220	166	65	331	226	79	26	26	47	-	60-90
40	10	52	21	59	38	46	98	94	196	-	90+
95	25	248	90	135	77	(Z)	(Z)	1	1	29	UK
(Z)	(Z)	(Z)	(Z)	(Z)	(Z)	(Z)	(Z)	28	62	-	28124
-	-	(Z)	(Z)	-	-	-	-	-	-	-	0-.5
1	(Z)	-	-	4	3	(Z)	(Z)	-	-	-	.5-1
2	(Z)	6	2	1	1	-	-	-	-	-	1-5
-	-	2	1	-	-	-	-	-	-	-	5-10
25	6	64	22	1	1	-	-	-	-	-	10-20
-	-	-	-	-	-	-	-	-	-	-	20-30
67	18	109	41	125	70	-	-	-	-	-	30-60
-	-	67	24	3	2	-	-	28	62	-	60-90
2	(Z)	26	12	6	4	-	-	-	-	-	90+
(Z)	(Z)	(Z)	(Z)	(Z)	(Z)	5	6	29	48	-	UK
-	-	1	-	-	-	1	1	(Z)	1	-	28125
-	-	-	-	-	-	-	-	(Z)	1	-	0-.5
-	-	(Z)	(Z)	-	-	1	1	-	-	-	.5-1
-	-	-	-	-	-	-	-	-	-	-	1-5
-	-	(Z)	(Z)	-	-	1	1	-	-	-	5-10
1	(Z)	6	2	1	(Z)	-	-	8	15	-	10-20
-	-	19	9	5	4	4	4	-	-	-	20-30
-	-	-	-	(Z)	(Z)	-	-	20	31	-	30-60
1 503	337	744	278	1 486	876	322	400	112	238	(Z)	28128
(Z)	(Z)	(Z)	(Z)	-	-	(Z)	(Z)	-	-	-	0-.5
2	(Z)	-	-	(Z)	(Z)	-	-	-	-	-	.5-1
-	-	-	-	-	-	-	-	-	-	-	1-5
-	-	-	-	2	2	-	-	-	-	-	5-10
3	1	13	5	-	-	-	-	-	-	-	10-20
3	1	8	3	-	-	-	-	15	25	-	20-30
1 375	308	455	181	985	603	304	383	10	25	-	30-60
120	27	269	89	498	271	17	18	87	16	-	60-90
19	5	27	10	54	43	15	18	(Z)	(Z)	-	90+
(Z)	(Z)	(Z)	(Z)	(Z)	(Z)	-	-	(Z)	(Z)	-	UK
-	-	-	-	-	-	-	-	(Z)	(Z)	-	28129
-	-	-	-	-	-	-	-	-	-	-	0-.5
-	-	-	-	-	-	-	-	-	-	-	.5-1
1	(Z)	6	2	1	1	1	1	-	-	-	1-5
4	1	-	-	2	1	11	13	-	-	-	5-10
12	3	21	8	39	33	3	4	-	-	-	10-20
3	1	-	-	12	8	(Z)	(Z)	-	-	-	20-30
6 959	1 691	722	285	840	610	297	378	164	297	447	30-60
(Z)	(Z)	(Z)	(Z)	(Z)	(Z)	(Z)	(Z)	(Z)	(Z)	-	60-90
(Z)	(Z)	-	-	(Z)	(Z)	(Z)	(Z)	(Z)	(Z)	-	90+
(Z)	(Z)	-	-	(Z)	(Z)	(Z)	(Z)	(Z)	(Z)	-	UK
1	(Z)	-	-	(Z)	(Z)	2	3	-	1	-	28130
-	-	1	(Z)	-	-	1	2	-	27	-	0-.5
10	2	6	2	-	-	1	2	14	27	-	.5-1
58	15	15	5	42	31	71	95	1	2	-	1-5
-	-	2	1	19	16	-	-	-	-	-	5-10
47	12	5	2	19	16	-	-	-	-	-	10-20
6 842	1 661	694	274	779	562	222	278	149	267	447	20-30
737	197	269	117	212	163	-	-	-	-	-	30-60
-	-	-	-	-	-	-	-	-	-	-	60-90
-	-	-	-	-	-	-	-	-	-	-	90+
47	12	-	-	13	11	-	-	-	-	-	UK
690	185	269	117	198	152	-	-	-	-	3	28133
306	73	132	49	205	142	32	40	67	131	69	0-.5
-	-	-	-	(Z)	(Z)	-	-	-	-	-	.5-1
1	(Z)	-	-	(Z)	(Z)	-	-	-	-	-	1-5
-	-	1	(Z)	-	-	-	-	-	-	-	5-10
10	2	6	2	-	-	-	-	-	-	-	10-20
53	14	-	-	1	1	-	-	-	-	-	20-30
-	-	-	-	-	-	-	-	-	-	-	30-60
-	-	-	-	-	-	-	-	-	-	-	60-90
241	56	126	47	203	141	32	40	67	131	69	90+
5 917	1 421	321	119	424	305	266	338	97	167	69	UK
(Z)	(Z)	(Z)	(Z)	(Z)	(Z)	(Z)	(Z)	(Z)	(Z)	-	28139
(Z)	(Z)	-	-	(Z)	(Z)	(Z)	(Z)	(Z)	(Z)	-	0-.5
(Z)	(Z)	-	-	(Z)	(Z)	(Z)	(Z)	(Z)	(Z)	-	.5-1
-	-	-	-	(Z)	(Z)	(Z)	(Z)	(Z)	(Z)	-	1-5
-	-	-	-	-	-	2	3	-	-	-	5-10
-	-	-	-	-	-	1	2	14	27	-	10-20

UNIVERSITY MICROFILMS INTERNATIONAL



TABLE 3. SHIPMENTS BY MANUFACTURING ESTABLISHMENTS--COMMOITIES AND WEIGHT OF SHIPMENT BY OISTANCE SHIPPED: 1977--CON.

TCC CODE	COMMODITY AND WEIGHT OF SHIPMENT	ALL SHIPMENTS				TONS (THOUSANDS) AND TON-MILES (MILLIONS) BY DISTANCE OF SHIPMENT			
		TONS (THOUSANDS) (A)	TON-MILES (MILLIONS) (B)	STANDARD ERROR (PERCENT) FOR COLUMNS--		UNDER 100 MILES		100 TO 199 MILES	
				(A)	(B)	TONS	TON-MILES	TONS	TON-MILES
28139	INDUSTRIAL GASES, NEC.								
	30,000 TO 59,999 POUNDS.	300	137	23	75	175	14	5	1
	60,000 TO 89,999 POUNDS.	5	1	60	74	1	(Z)	2	(Z)
	90,000 POUNDS AND OVER	38	19	45	56	14	(Z)	-	-
	SHIPMENT WEIGHT UNKNOWN.	11 971	2 387	61	76	4 352	106	760	108
28141	CRUDE PRODUCTS FROM COAL AND PETROLEUM TAR *								
	UNDER 500 POUNDS.	2 314	578	29	42	1 218	38	103	17
	500 TO 999 POUNDS.	(Z)	(Z)	72	89	(Z)	(Z)	-	-
	1,000 TO 4,999 POUNDS.	(Z)	(Z)	100	100	-	-	-	-
	5,000 TO 9,999 POUNDS.	4	2	65	66	(Z)	(Z)	1	(Z)
	10,000 TO 19,999 POUNDS.	1	(Z)	71	94	1	(Z)	-	-
	20,000 TO 29,999 POUNDS.	5	2	100	100	-	-	2	(Z)
	30,000 TO 59,999 POUNDS.	14	7	70	80	-	-	-	-
	60,000 TO 89,999 POUNDS.	542	308	53	62	141	5	45	7
	90,000 POUNDS AND OVER	62	31	89	74	-	-	-	-
	SHIPMENT WEIGHT UNKNOWN.	1 258	222	36	36	789	28	55	10
		428	6	83	100	287	6	-	-
2815	CYCLIC INTERMEDIATES AND DYES.								
	UNDER 500 POUNDS.	9 020	3 221	21	15	2 606	119	1 717	221
	500 TO 999 POUNDS.	15	6	21	26	3	(Z)	1	(Z)
	1,000 TO 4,999 POUNDS.	16	8	23	25	2	(Z)	2	(Z)
	5,000 TO 9,999 POUNDS.	126	65	56	62	13	(Z)	17	3
	10,000 TO 19,999 POUNDS.	84	42	49	48	10	(Z)	7	1
	20,000 TO 29,999 POUNDS.	102	33	20	32	24	1	19	3
	30,000 TO 59,999 POUNDS.	116	47	18	18	37	3	9	1
	60,000 TO 89,999 POUNDS.	3 244	847	30	30	785	44	1 442	183
	90,000 POUNDS AND OVER	79	33	25	34	37	2	3	(Z)
	SHIPMENT WEIGHT UNKNOWN.	4 437	1 804	22	22	1 395	61	1 78	23
		801	336	19	26	300	8	37	6
28151	CYCLIC INTERMEDIATES FROM BENZENE, ETC.								
	UNDER 500 POUNDS.	8 571	3 008	22	16	2 545	117	1 669	214
	500 TO 999 POUNDS.	2	1	11	23	1	(Z)	(Z)	(Z)
	1,000 TO 4,999 POUNDS.	2	1	16	19	1	(Z)	(Z)	(Z)
	5,000 TO 9,999 POUNDS.	26	11	17	20	6	(Z)	5	1
	10,000 TO 19,999 POUNDS.	54	11	17	28	7	(Z)	1	(Z)
	20,000 TO 29,999 POUNDS.	29	20	22	40	22	1	10	1
	30,000 TO 59,999 POUNDS.	81	32	21	27	31	2	7	1
	60,000 TO 89,999 POUNDS.	3 172	812	30	31	777	43	1 433	182
	90,000 POUNDS AND OVER	78	32	25	35	37	2	3	(Z)
	SHIPMENT WEIGHT UNKNOWN.	4 412	1 785	22	22	1 395	61	1 74	22
		714	303	21	27	269	7	34	6
28156	ORGANIC DYES								
	UNDER 500 POUNDS.	213	79	16	21	53	2	23	3
	500 TO 999 POUNDS.	6	2	11	16	1	(Z)	1	(Z)
	1,000 TO 4,999 POUNDS.	6	3	14	27	3	(Z)	(Z)	(Z)
	5,000 TO 9,999 POUNDS.	25	10	17	17	4	(Z)	2	(Z)
	10,000 TO 19,999 POUNDS.	7	3	21	24	(Z)	(Z)	2	(Z)
	20,000 TO 29,999 POUNDS.	31	8	31	31	1	(Z)	9	1
	30,000 TO 59,999 POUNDS.	16	5	36	46	6	(Z)	1	(Z)
	60,000 TO 89,999 POUNDS.	50	23	25	23	8	(Z)	-	-
	90,000 POUNDS AND OVER	1	1	71	95	(Z)	(Z)	-	-
	SHIPMENT WEIGHT UNKNOWN.	25	19	68	67	-	-	4	1
		46	5	41	13	31	1	3	(Z)
28158	ORGANIC PIGMENTS (LAKES AND TONERS)								
	UNDER 500 POUNDS.	236	134	54	57	8	(Z)	25	3
	500 TO 999 POUNDS.	6	3	40	41	1	(Z)	1	(Z)
	1,000 TO 4,999 POUNDS.	7	4	43	45	(Z)	(Z)	1	(Z)
	5,000 TO 9,999 POUNDS.	75	44	81	83	3	(Z)	10	2
	10,000 TO 19,999 POUNDS.	53	28	76	72	3	(Z)	3	(Z)
	20,000 TO 29,999 POUNDS.	12	5	48	50	-	-	(Z)	(Z)
	30,000 TO 59,999 POUNDS.	20	10	37	44	1	(Z)	1	(Z)
	60,000 TO 89,999 POUNDS.	22	12	11	14	-	-	9	1
	90,000 POUNDS AND OVER	41	28	37	51	(Z)	(Z)	-	-
	SHIPMENT WEIGHT UNKNOWN.								
2816	INORGANIC PIGMENTS								
	UNDER 500 POUNDS.	2 636	829	16	14	715	37	819	112
	500 TO 999 POUNDS.	8	3	27	51	3	(Z)	(Z)	(Z)
	1,000 TO 4,999 POUNDS.	12	2	70	27	8	(Z)	1	(Z)
	5,000 TO 9,999 POUNDS.	33	21	28	30	4	(Z)	3	(Z)
	10,000 TO 19,999 POUNDS.	25	14	23	27	8	(Z)	2	(Z)
	20,000 TO 29,999 POUNDS.	64	20	44	36	4	(Z)	33	4
	30,000 TO 59,999 POUNDS.	173	65	39	56	45	1	2	(Z)
	60,000 TO 89,999 POUNDS.	975	349	11	12	357	19	62	9
	90,000 POUNDS AND OVER	99	24	20	19	4	1	-	-
	SHIPMENT WEIGHT UNKNOWN.	1 006	226	27	24	258	15	496	69
		243	33	89	89	7	(Z)	220	29
28161	TITANIUM PIGMENTS								
	UNDER 500 POUNDS.	1 039	508	33	19	77	3	271	37
	500 TO 999 POUNDS.	(Z)	(Z)	95	65	(Z)	(Z)	(Z)	(Z)
	1,000 TO 4,999 POUNDS.	(Z)	(Z)	100	88	7	(Z)	-	-
	5,000 TO 9,999 POUNDS.	2	1	18	18	(Z)	(Z)	(Z)	(Z)
	10,000 TO 19,999 POUNDS.	3	1	24	29	(Z)	(Z)	1	(Z)
	20,000 TO 29,999 POUNDS.	9	3	17	32	2	(Z)	2	(Z)
	30,000 TO 59,999 POUNDS.	9	4	45	48	5	(Z)	-	-
	60,000 TO 89,999 POUNDS.	483	253	13	13	44	2	33	5
	90,000 POUNDS AND OVER	70	87	17	25	2	(Z)	-	-
	SHIPMENT WEIGHT UNKNOWN.	230	130	18	26	12	1	17	2
		225	29	97	100	5	(Z)	219	29
28162	LEAD PIGMENTS								
	UNDER 500 POUNDS.	957	109	23	30	400	24	488	68
	500 TO 999 POUNDS.	(Z)	(Z)	70	78	-	-	-	-
	1,000 TO 4,999 POUNDS.	(Z)	(Z)	71	69	-	-	-	-
	5,000 TO 9,999 POUNDS.	6	2	62	47	-	-	-	-
	10,000 TO 19,999 POUNDS.	2	1	69	74	-	-	-	-
	20,000 TO 29,999 POUNDS.	3	(Z)	100	100	3	(Z)	-	-
	30,000 TO 59,999 POUNDS.	156	12	11	15	134	8	10	1
	60,000 TO 89,999 POUNDS.	16	1	69	70	16	1	-	-
	90,000 POUNDS AND OVER	770	92	30	35	247	15	479	67

TONS (THOUSANDS) AND TON-MILES (MILLIONS) BY DISTANCE OF SHIPMENT--CON.

200 TO 299 MILES		300 TO 499 MILES		500 TO 999 MILES		1,000 TO 1,499 MILES		1,500 MILES AND OVER		MILEAGE UNKNOWN	TCC CODE AND WT.
TONS	TON-MILES	TONS	TON-MILES	TONS	TON-MILES	TONS	TON-MILES	TONS	TON-MILES	TONS	
5	1	15	5	27	19	71	95	1	2		28139
-	-	2	1	-	-	-	-	-	-	-	30-60
-	-	5	2	19	16	-	-	-	-	-	60-90
5 911	1 420	299	110	377	269	191	238	82	137	-	90+
-	-	-	-	-	-	-	-	-	-	-	UK
228	54	289	114	160	113	111	133	64	107	141	28141
(Z)	(Z)	(Z)	(Z)	(Z)	(Z)	(Z)	(Z)	(Z)	(Z)	(Z)	0-.5
-	-	1	(Z)	1	(Z)	1	1	-	-	-	.5-1
-	-	-	-	3	2	-	-	-	-	-	1-5
9	2	-	-	-	-	5	5	-	-	-	5-10
36	9	83	29	106	80	97	119	33	59	-	10-20
31	9	11	4	16	11	-	-	4	7	-	20-30
151	35	193	80	34	20	9	9	27	41	-	30-60
-	-	-	-	-	-	-	-	-	-	-	60-90
-	-	-	-	-	-	-	-	-	-	141	90+
-	-	-	-	-	-	-	-	-	-	-	UK
1 131	287	1 464	544	1 174	899	691	835	171	316	67	2815
3	1	2	1	5	3	(Z)	(Z)	1	1	-	0-.5
3	1	2	1	4	3	1	1	1	2	-	.5-1
23	6	18	7	44	30	3	4	8	15	-	1-5
6	5	21	7	37	25	1	1	3	6	-	5-10
18	5	24	8	14	10	(Z)	1	2	5	-	10-20
22	6	15	5	23	16	7	9	4	8	-	20-30
388	96	212	79	176	124	217	275	23	47	-	30-60
-	-	15	7	16	15	7	9	-	-	-	60-90
572	147	1 104	410	727	577	376	427	86	158	-	90+
97	25	50	19	127	96	78	108	43	74	67	UK
1 083	275	1 349	499	1 047	812	660	794	160	296	58	28151
(Z)	(Z)	(Z)	(Z)	(Z)	(Z)	(Z)	(Z)	(Z)	(Z)	(Z)	0-.5
(Z)	(Z)	(Z)	(Z)	(Z)	(Z)	-	-	(Z)	(Z)	(Z)	.5-1
2	1	5	2	6	4	1	1	1	3	-	1-5
3	1	7	2	7	4	1	1	1	3	-	5-10
7	2	5	2	12	8	(Z)	1	1	5	-	10-20
19	5	6	2	8	6	6	8	4	8	-	20-30
384	95	191	69	151	106	214	270	22	46	-	30-60
-	-	15	7	15	14	7	9	-	-	-	60-90
572	147	1 093	405	727	577	365	414	86	158	-	90+
96	25	30	11	120	91	65	90	43	73	58	UK
29	7	50	21	38	26	12	15	2	4	7	28156
1	(Z)	1	(Z)	2	1	(Z)	(Z)	(Z)	(Z)	(Z)	0-.5
1	(Z)	1	(Z)	1	1	(Z)	1	(Z)	1	-	.5-1
7	2	4	2	6	4	(Z)	(Z)	(Z)	1	-	1-5
1	(Z)	(Z)	(Z)	2	2	(Z)	(Z)	(Z)	(Z)	(Z)	5-10
10	3	10	3	1	(Z)	-	-	(Z)	(Z)	(Z)	10-20
2	(Z)	2	1	5	3	-	-	-	-	-	20-30
4	1	20	9	18	13	-	-	-	-	-	30-60
-	-	-	-	1	1	-	-	-	-	-	60-90
-	-	11	5	-	-	11	13	-	-	-	90+
2	(Z)	1	(Z)	1	1	1	1	1	1	7	UK
19	5	65	23	89	61	19	25	9	17	2	28158
1	(Z)	1	(Z)	2	1	(Z)	(Z)	1	1	-	0-.5
2	(Z)	1	(Z)	2	2	(Z)	(Z)	1	1	-	.5-1
13	3	9	3	32	22	2	3	6	11	-	1-5
2	(Z)	16	5	28	19	-	-	2	3	-	5-10
(Z)	(Z)	10	3	2	2	-	-	-	-	-	10-20
1	(Z)	8	3	9	7	(Z)	(Z)	-	-	-	20-30
-	-	1	1	8	5	3	4	(Z)	1	-	30-60
-	-	20	8	6	4	13	17	-	-	2	UK
194	49	319	126	455	293	56	68	70	144	9	2816
2	1	1	(Z)	1	(Z)	(Z)	(Z)	(Z)	(Z)	1	0-.5
2	(Z)	1	(Z)	(Z)	(Z)	(Z)	(Z)	(Z)	(Z)	1	.5-1
8	2	7	3	4	3	2	2	5	11	-	1-5
3	1	4	2	4	2	1	1	3	8	-	5-10
4	1	11	4	10	8	-	-	1	3	-	10-20
12	3	13	5	100	54	(Z)	1	(Z)	1	-	20-30
96	25	184	74	234	159	23	26	18	37	-	30-60
7	2	13	6	23	17	3	3	33	68	-	60-90
59	15	81	31	76	47	28	34	8	14	-	90+
2	(Z)	3	1	2	2	-	-	-	-	9	UK
77	20	216	85	293	195	52	63	51	105	1	28161
(Z)	(Z)	(Z)	(Z)	(Z)	(Z)	(Z)	(Z)	(Z)	(Z)	(Z)	0-.5
(Z)	(Z)	-	-	-	-	-	-	-	-	-	.5-1
1	(Z)	1	(Z)	(Z)	(Z)	(Z)	(Z)	-	-	-	1-5
(Z)	(Z)	1	(Z)	1	(Z)	(Z)	(Z)	-	-	-	5-10
1	(Z)	2	1	3	2	-	-	(Z)	(Z)	(Z)	10-20
1	(Z)	1	(Z)	3	2	(Z)	(Z)	(Z)	1	-	20-30
53	14	124	50	195	132	22	25	12	25	-	30-60
7	2	7	3	20	14	2	3	31	65	-	60-90
14	4	80	30	71	45	28	34	8	14	-	90+
-	-	-	-	-	-	-	-	-	-	1	UK
54	13	10	4	1	1	-	-	-	-	3	28162
(Z)	(Z)	-	-	(Z)	(Z)	-	-	-	-	-	0-.5
-	-	2	(Z)	(Z)	(Z)	-	-	-	-	-	.5-1
4	1	1	(Z)	1	1	-	-	-	-	-	1-5
1	(Z)	1	(Z)	-	-	-	-	-	-	-	5-10
-	-	7	3	-	-	-	-	-	-	-	20-30
5	-	-	-	-	-	-	-	-	-	-	30-60
-	-	-	-	-	-	-	-	-	-	-	60-90
45	11	-	-	-	-	-	-	-	-	-	90+

UNIVERSITY LIBRARY OF MICHIGAN

TABLE 3. SHIPMENTS BY MANUFACTURING ESTABLISHMENTS--COMMODITIES AND WEIGHT OF SHIPMENT BY DISTANCE SHIPPED: 1977--CON.

TCC CODE	COMMODITY AND WEIGHT OF SHIPMENT	ALL SHIPMENTS				TONS (THOUSANDS) AND TON-MILES (MILLIONS) BY DISTANCE OF SHIPMENT			
		TONS (THOU- SANDS) (A)	TON-MILES (MIL- LIONS) (B)	STANDARD ERROR (PERCENT) FOR COLUMNS--		UNDER 100 MILES		100 TO 199 MILES	
				(A)	(B)	TDNS	TON- MILES	TDNS	TON- MILES
28162	LEAD PIGMENTS . . . . .	3	-	88	-	-	-	-	-
	SHIPMENT WEIGHT UNKNOWN . . . . .								
28163	ZINC PIGMENTS . . . . .	197	51	45	35	79	2	12	2
	UNDER 500 POUNDS . . . . .	(Z)	(Z)	100	100	-	-	-	-
	500 TO 999 POUNDS . . . . .	(Z)	(Z)	97	89	(Z)	(Z)	(Z)	(Z)
	1,000 TO 4,999 POUNDS . . . . .	1	1	40	45	(Z)	(Z)	(Z)	(Z)
	5,000 TO 9,999 POUNDS . . . . .	1	(Z)	54	51	(Z)	(Z)	(Z)	(Z)
	10,000 TO 19,999 POUNDS . . . . .	5	3	85	92	(Z)	(Z)	(Z)	(Z)
	20,000 TO 29,999 POUNDS . . . . .	26	4	76	62	14	(Z)	12	(Z)
	30,000 TO 39,999 POUNDS . . . . .	149	36	41	33	64	2	12	2
	40,000 TO 49,999 POUNDS . . . . .	9	4	67	64	-	-	-	-
	50,000 TO 59,999 POUNDS . . . . .	6	3	81	86	-	-	-	-
	60,000 TO 69,999 POUNDS . . . . .								
	70,000 TO 79,999 POUNDS . . . . .								
	80,000 TO 89,999 POUNDS . . . . .								
	90,000 POUNDS AND OVER . . . . .								
28169	INORGANIC PIGMENTS, NEC. . . . .	443	161	31	29	158	9	47	6
	UNDER 500 POUNDS . . . . .	7	3	27	52	3	(Z)	(Z)	(Z)
	500 TO 999 POUNDS . . . . .	5	2	37	28	1	(Z)	1	(Z)
	1,000 TO 4,999 POUNDS . . . . .	23	17	35	35	4	(Z)	2	(Z)
	5,000 TO 9,999 POUNDS . . . . .	18	12	27	30	7	(Z)	1	(Z)
	10,000 TO 19,999 POUNDS . . . . .	50	14	53	46	2	(Z)	31	3
	20,000 TO 29,999 POUNDS . . . . .	134	57	52	68	24	(Z)	2	(Z)
	30,000 TO 39,999 POUNDS . . . . .	188	48	44	40	115	8	8	1
	40,000 TO 49,999 POUNDS . . . . .	4	5	76	69	-	-	-	-
	50,000 TO 59,999 POUNDS . . . . .	15	4	61	100	3	(Z)	1	(Z)
	SHIPMENT WEIGHT UNKNOWN . . . . .								
2818	MISCELLANEOUS INDUSTRIAL ORGANIC CHEMICALS . . . . .	32 324	17 379	9	11	5 055	179	2 885	476
	UNDER 500 POUNDS . . . . .	33	19	20	27	8	(Z)	1	(Z)
	500 TO 999 POUNDS . . . . .	24	11	25	46	5	(Z)	4	1
	1,000 TO 4,999 POUNDS . . . . .	183	73	15	16	46	1	27	4
	5,000 TO 9,999 POUNDS . . . . .	185	82	33	57	53	1	23	4
	10,000 TO 19,999 POUNDS . . . . .	323	126	24	32	77	2	29	4
	20,000 TO 29,999 POUNDS . . . . .	481	149	20	25	185	9	48	7
	30,000 TO 39,999 POUNDS . . . . .	5 853	2 077	12	18	2 039	84	659	99
	40,000 TO 49,999 POUNDS . . . . .	970	646	25	22	76	3	103	17
	50,000 TO 59,999 POUNDS . . . . .	15 475	10 560	13	14	1 330	44	1 761	310
	60,000 TO 69,999 POUNDS . . . . .	8 799	3 635	15	22	1 234	34	231	31
	SHIPMENT WEIGHT UNKNOWN . . . . .								
28182	MISCELLANEOUS ACYCLIC ORGANIC CHEMICAL PRODUCTS . . . . .	16 382	9 164	12	13	2 039	92	1 703	288
	UNDER 500 POUNDS . . . . .	1	1	29	23	1	(Z)	(Z)	(Z)
	500 TO 999 POUNDS . . . . .	3	1	41	53	1	(Z)	-	-
	1,000 TO 4,999 POUNDS . . . . .	19	6	27	28	9	(Z)	1	(Z)
	5,000 TO 9,999 POUNDS . . . . .	66	10	59	53	34	1	10	1
	10,000 TO 19,999 POUNDS . . . . .	49	24	31	40	4	(Z)	10	2
	20,000 TO 29,999 POUNDS . . . . .	247	56	39	53	124	7	24	3
	30,000 TO 39,999 POUNDS . . . . .	2 134	773	23	53	1 006	45	277	40
	40,000 TO 49,999 POUNDS . . . . .	411	254	40	51	63	2	33	5
	50,000 TO 59,999 POUNDS . . . . .	8 292	5 795	17	14	564	31	1 244	221
	60,000 TO 69,999 POUNDS . . . . .	5 160	2 246	23	37	233	5	104	15
	SHIPMENT WEIGHT UNKNOWN . . . . .								
28183	MISCELLANEOUS CYCLIC ORGANIC CHEMICAL PRODUCTS . . . . .	247	121	25	31	87	1	2	(Z)
	UNDER 500 POUNDS . . . . .	1	39	48	(Z)	(Z)	(Z)	-	-
	500 TO 999 POUNDS . . . . .	3	3	85	94	(Z)	(Z)	-	-
	1,000 TO 4,999 POUNDS . . . . .	1	(Z)	48	58	1	(Z)	-	-
	5,000 TO 9,999 POUNDS . . . . .	2	1	44	47	(Z)	(Z)	-	-
	10,000 TO 19,999 POUNDS . . . . .	4	3	46	49	-	-	-	-
	20,000 TO 29,999 POUNDS . . . . .	3	(Z)	62	68	3	(Z)	-	-
	30,000 TO 39,999 POUNDS . . . . .	26	9	30	40	12	(Z)	-	-
	40,000 TO 49,999 POUNDS . . . . .	128	97	36	37	-	-	-	-
	50,000 TO 59,999 POUNDS . . . . .	78	7	45	51	70	1	2	(Z)
	SHIPMENT WEIGHT UNKNOWN . . . . .								
28184	ALCOHOLS . . . . .	5 058	1 914	14	26	1 258	34	365	66
	UNDER 500 POUNDS . . . . .	4	2	26	25	1	(Z)	(Z)	(Z)
	500 TO 999 POUNDS . . . . .	5	2	41	68	1	(Z)	2	(Z)
	1,000 TO 4,999 POUNDS . . . . .	25	6	39	29	13	(Z)	2	(Z)
	5,000 TO 9,999 POUNDS . . . . .	27	6	27	40	9	(Z)	6	1
	10,000 TO 19,999 POUNDS . . . . .	60	22	48	58	9	(Z)	1	(Z)
	20,000 TO 29,999 POUNDS . . . . .	47	7	33	31	30	1	7	1
	30,000 TO 39,999 POUNDS . . . . .	877	230	12	16	426	18	75	11
	40,000 TO 49,999 POUNDS . . . . .	127	120	40	50	-	-	-	-
	50,000 TO 59,999 POUNDS . . . . .	2 778	1 438	25	33	598	10	260	51
	60,000 TO 69,999 POUNDS . . . . .	1 109	79	8	76	172	5	13	2
	SHIPMENT WEIGHT UNKNOWN . . . . .								
28185	GLYCOLS AND GLYCERINES . . . . .	1 808	1 137	12	20	386	11	93	12
	UNDER 500 POUNDS . . . . .	2	1	56	69	(Z)	(Z)	-	-
	500 TO 999 POUNDS . . . . .	(Z)	(Z)	47	38	(Z)	(Z)	(Z)	(Z)
	1,000 TO 4,999 POUNDS . . . . .	2	1	52	47	1	(Z)	-	-
	5,000 TO 9,999 POUNDS . . . . .	14	4	40	40	3	(Z)	5	1
	10,000 TO 19,999 POUNDS . . . . .	24	5	40	50	10	(Z)	9	1
	20,000 TO 29,999 POUNDS . . . . .	11	5	40	50	2	(Z)	-	-
	30,000 TO 39,999 POUNDS . . . . .	418	148	20	20	100	4	18	3
	40,000 TO 49,999 POUNDS . . . . .	39	15	20	23	-	-	-	-
	50,000 TO 59,999 POUNDS . . . . .	635	589	26	36	24	1	23	3
	60,000 TO 69,999 POUNDS . . . . .	662	371	24	30	246	6	38	4
	SHIPMENT WEIGHT UNKNOWN . . . . .								
28186	ORGANIC ACIDS AND SALTS . . . . .	1 030	501	23	20	237	9	92	15
	UNDER 500 POUNDS . . . . .	1	(Z)	78	46	1	(Z)	(Z)	(Z)
	500 TO 999 POUNDS . . . . .	(Z)	(Z)	68	72	-	-	(Z)	(Z)
	1,000 TO 4,999 POUNDS . . . . .	16	2	58	47	6	(Z)	5	1
	5,000 TO 9,999 POUNDS . . . . .	2	1	42	37	-	-	-	-
	10,000 TO 19,999 POUNDS . . . . .	15	8	53	52	1	(Z)	2	(Z)
	20,000 TO 29,999 POUNDS . . . . .	13	7	79	78	1	(Z)	5	1
	30,000 TO 39,999 POUNDS . . . . .	502	210	35	34	104	5	28	4
	40,000 TO 49,999 POUNDS . . . . .	41	25	43	46	-	-	5	1
	50,000 TO 59,999 POUNDS . . . . .	82	45	33	37	-	-	33	6
	60,000 TO 69,999 POUNDS . . . . .	358	203	27	12	124	5	12	2
	SHIPMENT WEIGHT UNKNOWN . . . . .								
28189	INDUSTRIAL ORGANIC CHEMICALS, NEC. . . . .	7 799	4 541	16	20	1 048	31	630	95



TONS (THOUSANDS) AND TON-MILES (MILLIONS) BY DISTANCE OF SHIPMENT--CON.

200 TO 299 MILES		300 TO 499 MILES		500 TO 999 MILES		1,000 TO 1,499 MILES		1,500 MILES AND OVER		MILEAGE UNKNOWN	TCC CODE AND WT.
TONS	TON-MILES	TONS	TON-MILES	TONS	TON-MILES	TONS	TON-MILES	TONS	TON-MILES	TONS	
-	-	-	-	-	-	-	-	-	-	3	28162 UK
23	6	53	22	30	20	(Z)	(Z)	-	-	-	28163
(Z)	(Z)	-	-	-	-	-	-	-	-	-	0-.5
(Z)	(Z)	-	-	-	-	-	-	-	-	-	.5-1
(Z)	(Z)	1	(Z)	-	-	(Z)	(Z)	-	-	-	1-5
(Z)	(Z)	(Z)	(Z)	(Z)	(Z)	-	-	-	-	-	5-10
(Z)	(Z)	3	1	2	2	-	-	-	-	-	10-20
3	1	8	3	(Z)	(Z)	-	-	-	-	-	20-30
19	5	34	14	19	13	-	-	-	-	-	30-60
-	-	6	3	2	2	-	-	-	-	-	60-90
-	-	1	(Z)	5	3	-	-	-	-	-	90+
40	10	41	16	131	78	4	4	19	39	5	28169
2	1	1	(Z)	(Z)	(Z)	(Z)	(Z)	(Z)	(Z)	-	0-.5
2	(Z)	1	(Z)	(Z)	(Z)	(Z)	(Z)	(Z)	(Z)	-	.5-1
2	1	4	2	3	2	1	2	5	11	-	1-5
2	(Z)	2	1	3	2	1	1	3	8	-	5-10
3	1	6	3	6	4	-	-	-	-	-	10-20
7	2	5	2	96	52	(Z)	(Z)	-	-	-	20-30
19	5	19	7	20	14	1	1	7	12	-	30-60
-	-	-	-	1	1	1	1	2	3	-	60-90
2	(Z)	3	1	2	2	-	-	-	-	-	90+
-	-	-	-	-	-	-	-	-	-	-	UK
3 476	874	3 255	1 302	9 827	7 222	4 549	5 435	995	1 891	2 283	2818
3	1	4	1	12	8	2	2	3	6	(Z)	0-.5
3	1	3	1	6	5	3	3	(Z)	1	-	.5-1
13	3	33	13	55	37	6	8	4	7	-	1-5
44	11	25	10	74	49	23	30	10	22	-	5-10
43	11	74	27	74	5	24	30	2	3	-	10-20
69	17	80	32	75	55	21	26	2	4	-	20-30
722	183	1 266	507	739	489	225	283	202	432	-	30-60
106	25	193	72	269	204	165	209	59	117	-	60-90
1 572	396	1 045	422	5 782	4 278	3 349	3 976	635	1 135	-	90+
901	227	532	217	2 808	2 091	732	869	78	165	2 283	UK
1 551	401	1 137	463	5 562	4 006	2 543	3 081	424	833	1 424	28182
(Z)	(Z)	(Z)	(Z)	(Z)	(Z)	(Z)	(Z)	(Z)	(Z)	-	0-.5
(Z)	(Z)	1	(Z)	-	-	-	-	-	-	-	.5-1
2	1	2	1	4	3	1	1	-	-	-	1-5
13	3	8	3	1	(Z)	1	1	(Z)	(Z)	-	5-10
10	3	7	2	10	7	8	10	-	-	-	10-20
41	11	27	12	31	24	-	-	-	-	-	20-30
189	48	263	106	199	131	53	67	146	337	-	30-60
95	22	19	6	123	101	58	83	19	35	-	60-90
505	137	480	198	3 244	2 342	2 018	2 460	236	406	-	90+
694	177	329	134	1 949	1 398	404	461	23	55	1 424	UK
10	3	3	1	137	105	5	6	2	5	-	28183
(Z)	(Z)	(Z)	(Z)	(Z)	(Z)	(Z)	(Z)	(Z)	(Z)	-	0-.5
1	(Z)	(Z)	(Z)	3	3	-	-	-	-	-	.5-1
(Z)	(Z)	-	-	(Z)	(Z)	(Z)	(Z)	(Z)	(Z)	-	1-5
-	-	(Z)	(Z)	(Z)	(Z)	(Z)	(Z)	-	-	-	5-10
1	(Z)	-	-	3	2	1	1	-	-	-	10-20
6	2	3	1	-	-	-	-	-	-	-	20-30
3	1	-	-	1	1	1	1	2	4	-	30-60
-	-	(Z)	(Z)	125	96	-	-	-	-	-	90+
-	-	-	-	4	3	3	3	-	-	-	UK
425	101	258	103	1 608	1 225	254	333	31	52	858	28184
(Z)	(Z)	(Z)	(Z)	(Z)	(Z)	(Z)	(Z)	(Z)	(Z)	-	0-.5
(Z)	(Z)	1	(Z)	(Z)	(Z)	1	2	-	-	-	.5-1
1	(Z)	5	2	3	3	-	-	-	-	-	1-5
7	2	4	1	(Z)	(Z)	1	2	1	2	-	5-10
11	3	29	11	11	8	-	-	-	-	-	10-20
5	1	2	1	4	3	-	-	-	-	-	20-30
109	26	96	41	147	104	19	-	-	-	-	30-60
1	(Z)	17	6	27	17	82	21	5	8	-	60-90
284	68	98	37	1 408	1 086	106	146	25	42	-	90+
8	2	7	3	8	4	43	63	(Z)	(Z)	858	UK
146	38	315	117	361	309	425	496	82	153	-	28185
1	(Z)	(Z)	(Z)	1	(Z)	-	-	(Z)	(Z)	-	0-.5
-	-	(Z)	(Z)	-	-	(Z)	(Z)	-	-	-	.5-1
-	-	1	(Z)	-	-	(Z)	(Z)	-	-	-	1-5
3	1	2	1	1	1	1	1	(Z)	(Z)	-	5-10
-	-	4	1	-	-	1	-	-	-	-	10-20
2	(Z)	3	1	4	4	-	-	-	-	-	20-30
66	15	183	73	28	22	21	26	3	4	-	30-60
-	-	33	11	6	4	-	-	-	-	-	60-90
70	21	86	29	57	45	299	347	76	143	-	90+
4	1	3	1	264	233	103	120	4	6	-	UK
48	12	186	77	366	236	63	73	38	78	(Z)	28186
(Z)	(Z)	(Z)	(Z)	(Z)	(Z)	(Z)	(Z)	(Z)	(Z)	(Z)	0-.5
(Z)	(Z)	(Z)	(Z)	(Z)	(Z)	-	-	-	-	-	.5-1
(Z)	(Z)	3	1	1	1	-	-	-	-	-	1-5
1	(Z)	2	1	(Z)	(Z)	(Z)	(Z)	(Z)	(Z)	-	5-10
2	(Z)	6	3	2	1	1	1	1	2	-	10-20
-	-	4	1	-	-	1	1	2	4	-	20-30
30	8	136	57	176	100	23	27	6	9	-	30-60
-	-	6	3	29	22	-	-	-	-	-	60-90
-	-	5	2	23	14	20	22	-	-	-	90+
15	4	24	10	135	97	19	22	29	63	-	UK
1 296	319	1 355	540	1 793	1 342	1 259	1 446	417	769	-	28189

UNIVERSITY MICROFILMS INTERNATIONAL

TABLE 3. SHIPMENTS BY MANUFACTURING ESTABLISHMENTS--COMMODITIES AND WEIGHT OF SHIPMENT BY DISTANCE SHIPPED: 1977--CON.

TCC CODE	COMMODITY AND WEIGHT OF SHIPMENT	ALL SHIPMENTS				TONS (THOUSANDS) AND TON-MILES (MILLIONS) BY DISTANCE OF SHIPMENT			
		TONS (THOU- SANDS) (A)	TON-MILES (MIL- LIONS) (B)	STANDARD ERROR (PERCENT) FOR COLUMNS--		UNDER 100 MILES		100 TO 199 MILES	
				(A)	(B)	TONS	TON- MILES	TONS	TON- MILES
28189	INDUSTRIAL ORGANIC CHEMICALS, NEC.								
	UNDER 500 POUNDS . . . . .	23	14	31	36	5	(Z)	1	(Z)
	500 TO 999 POUNDS . . . . .	11	5	37	55	3	(Z)	1	(Z)
	1,000 TO 4,999 POUNDS . . . . .	120	57	20	18	16	1	19	3
	5,000 TO 9,999 POUNDS . . . . .	73	60	47	78	7	(Z)	3	(Z)
	10,000 TO 19,999 POUNDS . . . . .	171	64	31	40	54	1	8	1
	20,000 TO 29,999 POUNDS . . . . .	158	74	26	31	26	1	12	2
	30,000 TO 59,999 POUNDS . . . . .	1 896	707	24	29	391	12	261	40
	60,000 TO 89,999 POUNDS . . . . .	353	231	41	33	13	1	64	10
	90,000 POUNDS AND OVER . . . . .	3 560	2 597	26	30	145	2	201	29
	SHIPMENT WEIGHT UNKNOWN . . . . .	1 433	731	13	10	389	13	62	9
2819	MISCELLANEOUS INDUSTRIAL INORGANIC CHEMICALS	80 537	21 912	12	14	33 640	1 077	15 629	2 324
	UNDER 500 POUNDS . . . . .	24	8	26	22	8	(Z)	4	1
	500 TO 999 POUNDS . . . . .	35	12	29	23	14	(Z)	7	1
	1,000 TO 4,999 POUNDS . . . . .	278	82	24	25	155	3	26	4
	5,000 TO 9,999 POUNDS . . . . .	266	65	27	27	137	4	42	6
	10,000 TO 19,999 POUNDS . . . . .	420	101	31	25	206	7	72	10
	20,000 TO 29,999 POUNDS . . . . .	1 042	236	35	31	627	22	81	14
	30,000 TO 59,999 POUNDS . . . . .	30 313	4 012	22	19	19 514	647	5 158	753
	60,000 TO 89,999 POUNDS . . . . .	1 472	723	18	21	514	7	126	21
	90,000 POUNDS AND OVER . . . . .	34 932	13 947	17	19	9 543	268	6 325	981
	SHIPMENT WEIGHT UNKNOWN . . . . .	11 754	2 726	30	29	2 922	120	3 786	535
28191	AMMONIA AND AMMONIUM COMPOUNDS, EXC. ANHYDROUS AMMONIA	9 242	2 555	24	27	2 427	124	2 320	324
	UNDER 500 POUNDS . . . . .	5	1	60	52	3	(Z)	(Z)	(Z)
	500 TO 999 POUNDS . . . . .	8	1	80	83	7	(Z)	1	(Z)
	1,000 TO 4,999 POUNDS . . . . .	72	6	45	33	62	1	3	(Z)
	5,000 TO 9,999 POUNDS . . . . .	46	5	57	42	29	1	10	1
	10,000 TO 19,999 POUNDS . . . . .	146	17	38	34	94	3	27	3
	20,000 TO 29,999 POUNDS . . . . .	169	36	36	54	98	4	17	3
	30,000 TO 59,999 POUNDS . . . . .	3 208	571	28	28	1 403	73	1 000	136
	60,000 TO 89,999 POUNDS . . . . .	83	19	57	64	19	1	-	-
	90,000 POUNDS AND OVER . . . . .	4 569	1 622	32	31	651	37	962	138
	SHIPMENT WEIGHT UNKNOWN . . . . .	935	277	58	71	60	3	299	42
28192	NITRIC ACID . . . . .	1 045	276	39	57	374	11	243	40
	UNDER 500 POUNDS . . . . .	(Z)	(Z)	73	53	-	-	(Z)	(Z)
	500 TO 999 POUNDS . . . . .	1	(Z)	94	69	1	(Z)	-	-
	1,000 TO 4,999 POUNDS . . . . .	1	(Z)	90	96	1	(Z)	-	-
	5,000 TO 9,999 POUNDS . . . . .	1	(Z)	100	100	1	(Z)	-	-
	10,000 TO 19,999 POUNDS . . . . .	4	(Z)	95	98	2	(Z)	2	(Z)
	20,000 TO 29,999 POUNDS . . . . .	38	5	61	56	16	(Z)	13	2
	30,000 TO 59,999 POUNDS . . . . .	505	49	21	24	328	10	131	23
	60,000 TO 89,999 POUNDS . . . . .	5	(Z)	100	100	5	(Z)	-	-
	90,000 POUNDS AND OVER . . . . .	323	124	86	87	21	(Z)	98	14
	SHIPMENT WEIGHT UNKNOWN . . . . .	168	97	100	100	-	-	-	-
28193	SULPHURIC ACID . . . . .	23 453	3 759	30	26	11 669	429	5 403	794
	UNDER 500 POUNDS . . . . .	1	(Z)	89	69	-	-	1	(Z)
	500 TO 999 POUNDS . . . . .	2	(Z)	57	70	2	(Z)	1	(Z)
	1,000 TO 4,999 POUNDS . . . . .	21	5	44	80	16	1	2	(Z)
	5,000 TO 9,999 POUNDS . . . . .	60	2	54	58	16	1	-	-
	10,000 TO 19,999 POUNDS . . . . .	15	3	42	55	5	(Z)	6	1
	20,000 TO 29,999 POUNDS . . . . .	71	24	54	86	39	1	1	(Z)
	30,000 TO 59,999 POUNDS . . . . .	12 053	1 200	46	44	8 333	311	2 334	327
	60,000 TO 89,999 POUNDS . . . . .	47	6	57	69	11	1	36	5
	90,000 POUNDS AND OVER . . . . .	8 589	2 191	30	20	2 755	101	2 686	416
	SHIPMENT WEIGHT UNKNOWN . . . . .	2 594	328	53	93	453	13	336	45
28194	INDUSTRIAL INORGANIC ACIDS, EXC. NITRIC AND SULPHURIC.	12 747	2 386	39	29	6 465	126	2 825	393
	UNDER 500 POUNDS . . . . .	2	1	48	61	(Z)	(Z)	1	(Z)
	500 TO 999 POUNDS . . . . .	2	1	67	58	(Z)	(Z)	(Z)	(Z)
	1,000 TO 4,999 POUNDS . . . . .	22	7	55	56	15	(Z)	(Z)	(Z)
	5,000 TO 9,999 POUNDS . . . . .	39	5	64	45	25	(Z)	6	1
	10,000 TO 19,999 POUNDS . . . . .	16	(Z)	38	36	16	(Z)	-	-
	20,000 TO 29,999 POUNDS . . . . .	291	14	85	60	278	9	3	(Z)
	30,000 TO 59,999 POUNDS . . . . .	2 960	713	52	44	1 318	26	164	25
	60,000 TO 89,999 POUNDS . . . . .	96	75	77	89	9	(Z)	-	-
	90,000 POUNDS AND OVER . . . . .	4 895	756	23	20	3 905	58	41	8
	SHIPMENT WEIGHT UNKNOWN . . . . .	4 424	814	83	76	900	30	2 610	360
28195	COBALT, COPPER, IRON, NICKEL, AND ZINC COMPOUNDS	955	375	48	36	441	16	44	6
	UNDER 500 POUNDS . . . . .	2	1	51	62	1	(Z)	1	(Z)
	500 TO 999 POUNDS . . . . .	7	4	41	39	2	(Z)	-	-
	1,000 TO 4,999 POUNDS . . . . .	56	8	62	52	35	(Z)	9	1
	5,000 TO 9,999 POUNDS . . . . .	44	8	69	64	24	1	5	1
	10,000 TO 19,999 POUNDS . . . . .	92	14	81	55	64	2	-	-
	20,000 TO 29,999 POUNDS . . . . .	186	59	82	61	115	3	-	-
	30,000 TO 59,999 POUNDS . . . . .	425	172	55	54	188	9	19	3
	60,000 TO 89,999 POUNDS . . . . .	60	38	35	40	-	-	7	1
	90,000 POUNDS AND OVER . . . . .	60	65	40	63	-	-	-	-
	SHIPMENT WEIGHT UNKNOWN . . . . .	25	6	32	61	11	(Z)	2	(Z)
28196	ALUMINUM COMPOUNDS . . . . .	18 132	6 930	30	31	8 308	182	1 895	302
	UNDER 500 POUNDS . . . . .	1	(Z)	26	33	(Z)	(Z)	(Z)	(Z)
	500 TO 999 POUNDS . . . . .	(Z)	(Z)	35	35	(Z)	(Z)	(Z)	(Z)
	1,000 TO 4,999 POUNDS . . . . .	4	3	18	21	(Z)	(Z)	-	-
	5,000 TO 9,999 POUNDS . . . . .	2	1	53	48	(Z)	(Z)	(Z)	(Z)
	10,000 TO 19,999 POUNDS . . . . .	13	8	51	46	-	-	-	-
	20,000 TO 29,999 POUNDS . . . . .	89	25	34	20	9	1	34	6
	30,000 TO 59,999 POUNDS . . . . .	6 881	285	61	40	6 256	141	546	97
	60,000 TO 89,999 POUNDS . . . . .	592	150	29	19	429	3	-	7
	90,000 POUNDS AND OVER . . . . .	9 591	6 219	42	35	1 036	19	1 263	191
	SHIPMENT WEIGHT UNKNOWN . . . . .	960	240	21	18	577	19	52	8
28198	ANHYDROUS AMMONIA . . . . .	7 859	2 471	31	30	2 162	104	1 628	257

TONS (THOUSANDS) AND TON-MILES (MILLIONS) BY DISTANCE OF SHIPMENT--CON.

200 TO 299 MILES		300 TO 499 MILES		500 TO 999 MILES		1,000 TO 1,499 MILES		1,500 MILES AND OVER		MILEAGE UNKNOWN	TCC CODE AND WT.
TONS	TON-MILES	TONS	TON-MILES	TONS	TON-MILES	TONS	TON-MILES	TONS	TON-MILES	TONS	
1	(Z)	3	1	10	7	(Z)	(Z)	3	5	-	28189
2	1	1	(Z)	3	2	2	2	(Z)	1	-	0-.5
9	2	22	9	46	32	6	7	2	5	-	.5-1
20	5	10	4	5	4	20	26	10	21	-	1-5
28	5	28	9	48	31	14	17	(Z)	1	-	5-10
20	5	45	17	36	25	20	25	-	-	-	10-20
323	85	585	229	188	131	108	140	40	69	-	20-30
10	3	117	46	84	61	24	29	40	82	-	30-60
710	170	376	156	924	695	906	1 002	299	544	-	60-90
180	43	170	69	449	356	161	199	23	41	-	90+
											UK
6 058	1 441	9 376	3 833	10 131	6 955	1 984	2 329	2 191	3 953	1 528	2819
3	1	4	1	3	2	1	1	1	2	(Z)	0-.5
3	1	3	1	4	2	1	2	2	5	-	.5-1
10	2	27	10	37	24	15	18	9	21	-	1-5
14	4	28	10	20	12	24	30	(Z)	1	-	5-10
14	3	72	27	43	28	2	2	12	25	-	10-20
96	25	88	31	112	81	17	19	21	44	-	20-30
1 590	375	2 196	876	1 675	1 058	71	85	109	217	-	30-60
143	33	176	73	224	161	159	183	130	247	-	60-90
3 654	868	5 335	2 198	7 008	4 906	1 201	1 407	1 867	3 318	-	90+
532	129	1 448	606	1 005	681	493	583	40	74	1 528	UK
1 327	320	1 537	620	1 480	1 020	126	139	3	8	21	28191
2	(Z)	-	-	(Z)	(Z)	(Z)	(Z)	(Z)	(Z)	-	0-.5
(Z)	(Z)	-	-	-	-	(Z)	(Z)	-	-	-	.5-1
-	-	3	1	4	2	1	1	-	-	-	1-5
6	1	-	-	1	1	1	1	-	-	-	5-10
7	2	11	5	5	3	2	2	-	-	-	10-20
40	10	2	1	2	1	7	9	3	8	-	20-30
301	68	211	87	292	208	-	-	-	-	-	30-60
40	10	23	8	1	(Z)	-	-	-	-	-	60-90
762	187	1 051	433	1 027	701	116	127	-	-	-	90+
170	42	236	86	148	104	(Z)	(Z)	-	-	21	UK
79	20	105	41	243	165	(Z)	(Z)	-	-	-	28192
-	-	-	-	(Z)	(Z)	(Z)	(Z)	-	-	-	0-.5
(Z)	(Z)	-	-	-	-	-	-	-	-	-	.5-1
-	-	-	-	-	-	-	-	-	-	-	1-5
-	-	-	-	-	-	-	-	-	-	-	5-10
5	1	4	1	-	-	-	-	-	-	-	10-20
29	7	15	7	3	2	-	-	-	-	-	20-30
-	-	-	-	-	-	-	-	-	-	-	30-60
39	9	18	6	147	94	-	-	-	-	-	60-90
7	2	68	27	94	69	-	-	-	-	-	90+
											UK
1 938	458	1 930	783	976	668	288	370	150	258	1 099	28193
(Z)	(Z)	(Z)	(Z)	(Z)	(Z)	-	-	-	-	-	0-.5
-	-	-	-	-	-	-	-	-	-	-	.5-1
(Z)	(Z)	(Z)	(Z)	-	-	3	4	-	-	-	1-5
(Z)	(Z)	3	1	-	-	-	-	-	-	-	5-10
-	-	2	1	2	1	-	-	-	-	-	10-20
3	1	-	-	28	22	-	-	-	-	-	20-30
576	129	604	256	172	116	18	26	16	35	-	30-60
-	-	-	-	-	-	-	-	-	-	-	60-90
1 199	293	788	297	760	521	267	340	134	223	-	90+
160	35	532	228	14	8	-	-	-	-	1 099	UK
152	36	1 004	401	1 486	929	404	494	4	6	407	28194
(Z)	(Z)	(Z)	(Z)	(Z)	(Z)	(Z)	(Z)	(Z)	(Z)	(Z)	0-.5
(Z)	(Z)	1	(Z)	(Z)	(Z)	-	-	-	-	-	.5-1
(Z)	(Z)	1	(Z)	2	2	4	5	-	-	-	1-5
(Z)	(Z)	6	2	2	1	1	1	-	-	-	5-10
-	-	-	-	-	-	-	-	-	-	-	10-20
4	1	4	1	(Z)	(Z)	2	2	-	-	-	20-30
101	24	796	320	576	312	-	-	4	6	-	30-60
18	4	12	5	3	1	55	64	-	-	-	60-90
28	7	93	35	685	486	143	162	-	-	-	90+
(Z)	(Z)	91	37	218	126	199	261	-	-	407	UK
39	11	202	74	127	79	31	35	71	155	-	28195
(Z)	(Z)	(Z)	(Z)	(Z)	(Z)	(Z)	(Z)	(Z)	(Z)	-	0-.5
1	(Z)	(Z)	(Z)	2	1	1	1	1	2	-	.5-1
(Z)	(Z)	5	2	6	4	1	1	-	-	-	1-5
-	-	6	2	9	5	-	-	-	-	-	5-10
(Z)	(Z)	22	7	3	2	-	-	1	3	-	10-20
-	-	51	18	3	2	-	-	18	36	-	20-30
38	11	73	26	62	40	12	13	33	70	-	30-60
-	-	17	6	18	10	18	21	-	-	-	60-90
-	-	23	10	19	13	-	-	18	43	-	90+
-	-	6	3	5	3	-	-	-	-	-	UK
833	200	1 972	847	3 350	2 415	192	218	1 583	2 766	1	28196
(Z)	(Z)	(Z)	(Z)	(Z)	(Z)	(Z)	(Z)	(Z)	(Z)	-	0-.5
-	-	(Z)	(Z)	(Z)	(Z)	-	-	(Z)	(Z)	-	.5-1
1	(Z)	1	(Z)	1	1	1	1	(Z)	1	-	1-5
-	-	2	1	-	-	-	-	(Z)	(Z)	-	5-10
3	1	6	2	2	1	-	-	1	3	-	10-20
18	5	19	6	8	6	(Z)	(Z)	3	-	-	20-30
11	3	25	9	34	21	7	8	3	6	-	30-60
4	1	12	5	80	58	44	47	22	36	-	60-90
777	185	1 717	736	3 142	2 268	126	148	1 529	2 672	-	90+
18	5	190	87	82	59	13	14	27	48	1	UK
1 089	248	1 592	650	911	558	357	411	119	245	-	28198

UNIVERSITY MICROFILMS CI 1958



TABLE 3. SHIPMENTS BY MANUFACTURING ESTABLISHMENTS--COMMODITIES AND WEIGHT OF SHIPMENT BY DISTANCE SHIPPED: 1977--CON.

TCC CODE	COMMODITY AND WEIGHT OF SHIPMENT	ALL SHIPMENTS				TONS (THOUSANDS) AND TON-MILES (MILLIONS) BY DISTANCE OF SHIPMENT			
		TONS (THOU- SANDS) (A)	TON-MILES (MIL- LIONS) (B)	STANDARD ERROR (PERCENT) FOR COLUMNS--		UNDER 100 MILES		100 TO 199 MILES	
				(A)	(B)	TONS	TON- MILES	TONS	TON- MILES
28198	ANHYDROUS AMMONIA . . . . .								
	UNDER 500 POUNDS . . . . .	1	(Z)	98	99	(Z)	(Z)	1	(Z)
	500 TO 999 POUNDS . . . . .	3	(Z)	88	65	3	(Z)	-	-
	1,000 TO 4,999 POUNDS . . . . .	9	2	37	88	5	(Z)	1	(Z)
	5,000 TO 9,999 POUNDS . . . . .	4	(Z)	100	100	-	-	4	(Z)
	10,000 TO 19,999 POUNDS . . . . .	18	4	81	77	8	1	-	-
	20,000 TO 29,999 POUNDS . . . . .	58	7	36	35	34	2	12	2
	30,000 TO 59,999 POUNDS . . . . .	2 276	291	32	37	1 278	55	512	71
	60,000 TO 89,999 POUNDS . . . . .	23	3	58	61	6	(Z)	17	3
	90,000 POUNDS AND OVER . . . . .	5 060	2 005	36	33	762	41	1 026	173
	SHIPMENT WEIGHT UNKNOWN . . . . .	407	159	38	56	65	5	55	8
28199	INDUSTRIAL INORGANIC CHEMICALS, NEC. . . . .	7 002	3 095	34	26	1 786	86	1 270	209
	UNDER 500 POUNDS . . . . .	12	5	37	26	4	(Z)	2	(Z)
	500 TO 999 POUNDS . . . . .	11	6	47	34	(Z)	(Z)	5	1
	1,000 TO 4,999 POUNDS . . . . .	94	52	20	38	22	1	10	2
	5,000 TO 9,999 POUNDS . . . . .	70	43	30	35	1	(Z)	17	3
	10,000 TO 19,999 POUNDS . . . . .	117	55	41	41	17	1	37	5
	20,000 TO 29,999 POUNDS . . . . .	139	67	62	69	37	1	1	1
	30,000 TO 59,999 POUNDS . . . . .	2 007	732	50	59	410	21	452	71
	60,000 TO 89,999 POUNDS . . . . .	567	433	31	29	35	1	67	12
	90,000 POUNDS AND OVER . . . . .	1 845	964	28	31	412	11	249	42
	SHIPMENT WEIGHT UNKNOWN . . . . .	2 139	740	10	22	848	50	431	72
2821	PLASTICS MATERIALS * . . . . .	29 733	15 905	7	8	5 417	195	2 950	439
	UNDER 500 POUNDS . . . . .	38	16	18	17	13	1	4	1
	500 TO 999 POUNDS . . . . .	41	13	16	15	14	(Z)	5	1
	1,000 TO 4,999 POUNDS . . . . .	491	188	21	19	114	4	46	7
	5,000 TO 9,999 POUNDS . . . . .	524	270	16	24	113	4	75	12
	10,000 TO 19,999 POUNDS . . . . .	875	294	16	17	272	11	127	19
	20,000 TO 29,999 POUNDS . . . . .	1 218	444	9	8	302	13	267	40
	30,000 TO 59,999 POUNDS . . . . .	10 250	4 181	13	12	2 207	104	1 503	221
	60,000 TO 89,999 POUNDS . . . . .	1 443	744	14	18	218	3	138	21
	90,000 POUNDS AND OVER . . . . .	10 465	7 584	15	17	1 175	29	440	70
	SHIPMENT WEIGHT UNKNOWN . . . . .	4 389	2 171	14	18	988	26	344	47
28211	PLASTICS MATERIALS . . . . .	20 396	11 598	10	11	3 581	123	1 658	244
	UNDER 500 POUNDS . . . . .	26	11	22	23	9	(Z)	3	1
	500 TO 999 POUNDS . . . . .	29	9	23	20	10	(Z)	4	1
	1,000 TO 4,999 POUNDS . . . . .	261	102	26	22	80	3	24	4
	5,000 TO 9,999 POUNDS . . . . .	355	198	25	33	79	3	34	5
	10,000 TO 19,999 POUNDS . . . . .	461	166	30	26	155	6	46	7
	20,000 TO 29,999 POUNDS . . . . .	700	271	15	13	197	8	119	19
	30,000 TO 59,999 POUNDS . . . . .	6 832	2 932	19	14	1 418	64	841	123
	60,000 TO 89,999 POUNDS . . . . .	908	459	22	30	164	1	118	19
	90,000 POUNDS AND OVER . . . . .	7 301	5 691	21	22	603	19	199	30
	SHIPMENT WEIGHT UNKNOWN . . . . .	3 523	1 759	17	23	866	19	271	37
28212	SYNTHETIC RUBBERS . . . . .	5 490	3 100	10	8	1 123	28	333	53
	UNDER 500 POUNDS . . . . .	6	4	21	25	1	(Z)	1	(Z)
	500 TO 999 POUNDS . . . . .	5	1	47	25	2	(Z)	1	(Z)
	1,000 TO 4,999 POUNDS . . . . .	153	57	69	65	21	1	6	1
	5,000 TO 9,999 POUNDS . . . . .	49	33	47	62	17	(Z)	9	2
	10,000 TO 19,999 POUNDS . . . . .	107	38	62	32	42	(Z)	3	(Z)
	20,000 TO 29,999 POUNDS . . . . .	49	38	21	37	1	(Z)	2	(Z)
	30,000 TO 59,999 POUNDS . . . . .	1 157	600	23	34	390	14	65	10
	60,000 TO 89,999 POUNDS . . . . .	259	147	20	19	31	(Z)	1	(Z)
	90,000 POUNDS AND OVER . . . . .	2 968	1 797	10	8	560	10	197	32
	SHIPMENT WEIGHT UNKNOWN . . . . .	739	385	14	9	60	2	49	7
28213	SYNTHETIC FIBERS . . . . .	3 847	1 207	5	5	713	44	958	142
	UNDER 500 POUNDS . . . . .	6	2	43	22	3	(Z)	(Z)	(Z)
	500 TO 999 POUNDS . . . . .	7	3	20	19	1	(Z)	1	(Z)
	1,000 TO 4,999 POUNDS . . . . .	78	29	12	10	13	1	16	2
	5,000 TO 9,999 POUNDS . . . . .	121	39	12	15	17	1	32	5
	10,000 TO 19,999 POUNDS . . . . .	306	90	5	8	75	4	79	12
	20,000 TO 29,999 POUNDS . . . . .	469	136	6	7	104	5	146	21
	30,000 TO 59,999 POUNDS . . . . .	2 261	649	4	5	399	27	598	88
	60,000 TO 89,999 POUNDS . . . . .	276	137	12	14	24	1	19	3
	90,000 POUNDS AND OVER . . . . .	196	96	30	33	13	(Z)	43	8
	SHIPMENT WEIGHT UNKNOWN . . . . .	127	27	37	20	62	5	24	3
2831	DRUGS (BIOLOGICAL AND BOTANICAL PRODUCTS) * . . . . .	3 566	2 081	22	18	806	35	203	29
	UNDER 500 POUNDS . . . . .	283	179	17	24	73	3	25	4
	500 TO 999 POUNDS . . . . .	120	49	23	23	29	1	12	2
	1,000 TO 4,999 POUNDS . . . . .	256	101	15	16	90	4	24	3
	5,000 TO 9,999 POUNDS . . . . .	120	48	29	26	36	4	1	(Z)
	10,000 TO 19,999 POUNDS . . . . .	239	104	30	25	104	6	6	1
	20,000 TO 29,999 POUNDS . . . . .	398	200	29	28	58	3	15	2
	30,000 TO 59,999 POUNDS . . . . .	1 371	850	49	38	301	13	74	10
	60,000 TO 89,999 POUNDS . . . . .	277	290	11	18	-	-	19	4
	90,000 POUNDS AND OVER . . . . .	43	53	64	80	-	-	4	(Z)
	SHIPMENT WEIGHT UNKNOWN . . . . .	458	207	34	43	127	5	22	3
28311	DRUGS FOR HUMAN USE . . . . .	3 192	1 897	24	20	718	31	193	27
	UNDER 500 POUNDS . . . . .	229	171	19	25	31	1	24	4
	500 TO 999 POUNDS . . . . .	104	47	26	25	15	(Z)	12	2
	1,000 TO 4,999 POUNDS . . . . .	237	91	16	18	88	3	21	3
	5,000 TO 9,999 POUNDS . . . . .	113	41	33	32	36	1	2	(Z)
	10,000 TO 19,999 POUNDS . . . . .	205	86	31	21	93	6	6	1
	20,000 TO 29,999 POUNDS . . . . .	396	197	29	29	57	3	15	2
	30,000 TO 59,999 POUNDS . . . . .	1 367	849	49	38	301	13	71	9
	60,000 TO 89,999 POUNDS . . . . .	277	290	11	18	-	-	19	4
	90,000 POUNDS AND OVER . . . . .	43	53	64	80	-	-	4	(Z)
	SHIPMENT WEIGHT UNKNOWN . . . . .	222	72	14	26	96	3	22	3
28312	DRUGS FOR VETERINARY USE . . . . .	374	183	47	52	89	4	10	1

TONS (THOUSANDS) AND TON-MILES (MILLIONS) BY DISTANCE OF SHIPMENT--CON.

200 TO 299 MILES		300 TO 499 MILES		500 TO 999 MILES		1,000 TO 1,499 MILES		1,500 MILES AND OVER		MILEAGE UNKNOWN	TCC CODE AND WT.
TONS	TON-MILES	TONS	TON-MILES	TONS	TON-MILES	TONS	TON-MILES	TONS	TON-MILES	TONS	
-	-	-	-	-	-	-	-	-	-	-	28198
(Z)	(Z)	-	-	-	-	-	-	-	-	-	0-.5
-	-	-	-	3	2	-	-	-	-	-	-5-1
-	-	-	-	-	-	-	-	-	-	-	1-5
-	-	10	4	-	-	-	-	-	-	-	5-10
9	2	-	-	2	1	-	-	-	-	-	10-20
263	67	172	66	50	33	-	-	-	-	-	20-30
-	-	-	-	-	-	-	-	-	-	-	30-60
777	169	1 320	546	699	420	357	411	119	245	-	60-90
40	10	90	35	157	102	-	-	(Z)	(Z)	-	90+
-	-	-	-	-	-	-	-	-	-	-	UK
583	142	1 004	405	1 523	1 098	586	662	250	493	-	28199
1	(Z)	3	1	2	1	1	1	1	1	-	0-.5
1	(Z)	1	(Z)	1	1	1	1	1	3	-	-5-1
8	2	19	7	20	14	6	7	8	20	-	1-5
8	2	11	4	9	5	23	28	(Z)	1	-	5-10
3	1	20	8	31	20	-	-	10	19	-	10-20
16	4	9	4	69	49	8	8	(Z)	(Z)	-	20-30
273	67	300	106	486	327	34	38	52	101	-	30-60
82	18	112	48	123	91	41	52	108	211	-	60-90
73	17	323	136	529	402	191	220	67	134	-	90+
118	31	205	91	254	186	281	307	2	3	-	UK
3 270	840	5 266	2 044	7 749	5 735	3 116	3 769	1 569	2 883	395	2821
5	1	4	2	8	5	2	2	2	4	-	0-.5
5	1	5	2	10	6	1	1	1	1	-	-5-1
53	14	168	60	78	54	18	21	14	28	-	1-5
88	23	68	27	117	81	26	34	38	90	-	5-10
92	23	147	55	205	142	19	22	12	21	-	10-20
112	27	204	78	278	193	21	24	34	69	-	20-30
1 894	491	2 184	820	1 600	1 133	356	431	506	981	-	30-60
71	18	379	157	536	387	50	65	49	93	-	60-90
739	187	1 182	476	4 199	3 209	2 115	2 562	615	1 050	-	90+
210	55	924	366	719	525	509	606	300	545	395	UK
2 242	583	3 412	1 329	5 336	3 955	2 495	3 036	1 279	2 329	393	28211
4	1	3	1	4	3	2	2	1	3	-	0-.5
4	1	3	1	7	5	(Z)	(Z)	(Z)	1	-	-5-1
40	10	40	16	58	40	10	11	9	18	-	1-5
63	16	40	16	89	63	22	30	28	65	-	5-10
47	12	72	28	120	84	15	17	7	11	-	10-20
30	7	122	46	201	141	14	18	17	33	-	20-30
1 244	327	1 540	570	1 148	822	304	368	339	658	-	30-60
21	5	253	106	303	250	20	28	29	51	-	60-90
601	154	849	349	2 789	2 109	1 689	2 054	570	978	-	90+
189	50	490	196	618	439	418	508	279	510	393	UK
242	60	1 100	417	1 886	1 436	582	690	224	416	1	28212
(Z)	(Z)	1	(Z)	3	2	(Z)	(Z)	1	1	-	0-.5
(Z)	(Z)	(Z)	(Z)	1	1	(Z)	(Z)	(Z)	(Z)	-	-5-1
2	(Z)	110	37	6	4	6	8	3	6	-	1-5
2	1	3	1	6	4	3	3	9	22	-	5-10
4	1	20	7	35	25	3	4	1	1	-	10-20
76	20	10	4	28	19	2	2	5	12	-	20-30
12	226	83	223	165	43	52	133	256	6	-	30-60
131	4	29	11	153	29	88	33	10	10	-	60-90
13	32	284	109	1 342	1 050	410	491	44	72	-	90+
-	3	417	164	90	77	89	96	21	35	1	UK
786	197	754	298	528	344	39	43	67	139	2	28213
1	(Z)	1	(Z)	1	1	(Z)	(Z)	(Z)	1	-	0-.5
1	(Z)	2	1	2	1	-	-	(Z)	(Z)	-	-5-1
12	3	17	7	15	10	2	2	2	4	-	1-5
23	6	25	10	21	14	1	1	1	3	-	5-10
42	10	54	20	50	32	1	2	4	8	-	10-20
80	19	73	28	50	33	5	5	12	24	-	20-30
574	144	418	167	229	146	9	10	33	67	-	30-60
38	9	97	39	81	49	3	4	14	32	-	60-90
7	2	50	19	68	50	16	18	-	-	-	90+
8	2	17	6	12	8	2	2	(Z)	(Z)	2	UK
276	66	635	255	1 079	752	176	204	377	739	13	2831
27	7	38	15	47	34	26	33	39	83	7	0-.5
14	3	36	13	17	13	7	8	5	9	-	-5-1
18	4	56	22	39	26	19	21	10	20	-	1-5
21	5	31	13	23	15	2	2	6	11	-	5-10
20	4	29	13	71	43	7	8	13	29	-	10-20
77	18	110	44	107	76	13	16	19	42	-	20-30
68	16	228	93	460	326	62	71	178	321	-	30-60
19	5	48	19	91	62	21	24	80	177	-	60-90
-	-	-	-	17	14	-	-	22	38	-	90+
12	3	58	22	208	143	20	22	5	10	6	UK
266	64	599	242	878	621	151	177	374	734	12	28311
24	6	35	14	44	31	26	32	38	82	7	0-.5
14	3	36	13	16	12	6	8	4	9	-	-5-1
18	4	54	21	31	21	17	18	9	19	-	1-5
21	5	31	13	17	11	1	1	5	9	-	5-10
20	4	29	13	37	25	7	8	13	29	-	10-20
77	18	110	44	107	76	11	13	19	42	-	20-30
67	16	228	93	460	326	62	71	178	321	-	30-60
19	5	48	19	91	62	21	24	80	177	-	60-90
-	-	-	-	17	14	-	-	22	38	-	90+
7	2	26	11	60	42	1	1	5	9	5	UK
10	2	37	13	201	131	24	27	2	5	1	28312

UNIVERSITY MICROFILMS

TABLE 3. SHIPMENTS BY MANUFACTURING ESTABLISHMENTS--COMMODITIES AND WEIGHT OF SHIPMENT BY DISTANCE SHIPPED: 1977--CON.

TCC CODE	COMMODITY AND WEIGHT OF SHIPMENT	ALL SHIPMENTS				TONS (THOUSANDS) AND TON-MILES (MILLIONS) BY DISTANCE OF SHIPMENT			
		TONS (THOUSANDS) (A)	TON-MILES (MILLIONS) (B)	STANDARD ERROR (PERCENT) FOR COLUMNS--		UNDER 100 MILES		100 TO 199 MILES	
				(A)	(B)	TONS	TON-MILES	TONS	TON-MILES
28312	DRUGS FOR VETERINARY USE								
	UNDER 500 POUNDS	54	8	62	30	42	2	2	(Z)
	500 TO 999 POUNDS	16	2	59	54	14	1	1	(Z)
	1,000 TO 4,999 POUNDS	19	10	42	42	1	(Z)	3	(Z)
	5,000 TO 9,999 POUNDS	8	7	59	57	(Z)	(Z)	-	-
	10,000 TO 19,999 POUNDS	34	18	87	85	-	-	-	-
	20,000 TO 29,999 POUNDS	3	3	80	96	(Z)	(Z)	-	-
	30,000 TO 59,999 POUNDS	4	1	59	51	-	-	4	(Z)
	60,000 TO 89,999 POUNDS	1	(Z)	100	100	-	-	-	-
	SHIPMENT WEIGHT UNKNOWN	236	135	83	78	31	1	1	(Z)
284	SOAP AND OTHER DETERGENTS	15 315	5 487	17	11	4 724	166	2 198	332
	UNDER 500 POUNDS	593	255	16	17	141	4	102	16
	500 TO 999 POUNDS	438	132	25	16	170	5	70	10
	1,000 TO 4,999 POUNDS	1 363	405	17	15	480	16	200	29
	5,000 TO 9,999 POUNDS	944	310	17	16	291	10	185	26
	10,000 TO 19,999 POUNDS	1 362	421	18	19	422	18	212	30
	20,000 TO 29,999 POUNDS	1 379	414	16	11	405	13	291	44
	30,000 TO 59,999 POUNDS	6 308	1 976	30	19	2 439	86	857	134
	60,000 TO 89,999 POUNDS	385	250	31	29	5	(Z)	54	10
	90,000 POUNDS AND OVER	577	352	49	46	78	5	7	1
	SHIPMENT WEIGHT UNKNOWN	1 966	973	10	6	294	10	219	32
2841	SOAP AND OTHER DETERGENTS	5 271	1 788	19	22	1 455	49	788	121
	UNDER 500 POUNDS	120	36	47	44	22	1	32	5
	500 TO 999 POUNDS	83	24	32	29	40	2	8	1
	1,000 TO 4,999 POUNDS	347	89	30	34	150	4	37	6
	5,000 TO 9,999 POUNDS	256	66	19	24	113	4	45	7
	10,000 TO 19,999 POUNDS	678	183	24	32	205	8	118	17
	20,000 TO 29,999 POUNDS	647	163	15	14	188	7	117	18
	30,000 TO 59,999 POUNDS	2 353	765	22	19	652	22	404	63
	60,000 TO 89,999 POUNDS	166	109	38	43	5	(Z)	6	1
	90,000 POUNDS AND OVER	209	135	74	71	7	1	6	1
	SHIPMENT WEIGHT UNKNOWN	410	217	11	17	75	2	15	2
28411	SYNTHETIC ORGANIC DETERGENTS	1 386	475	18	18	376	9	224	34
	UNDER 500 POUNDS	5	1	46	63	3	(Z)	1	(Z)
	500 TO 999 POUNDS	8	3	64	79	2	(Z)	1	(Z)
	1,000 TO 4,999 POUNDS	40	10	23	25	12	(Z)	12	2
	5,000 TO 9,999 POUNDS	39	14	24	48	6	(Z)	11	2
	10,000 TO 19,999 POUNDS	99	20	34	34	29	1	28	4
	20,000 TO 29,999 POUNDS	189	41	21	18	55	2	49	7
	30,000 TO 59,999 POUNDS	748	213	26	25	256	4	121	18
	60,000 TO 89,999 POUNDS	23	10	26	41	5	(Z)	-	-
	90,000 POUNDS AND OVER	22	12	100	100	-	-	-	-
	SHIPMENT WEIGHT UNKNOWN	214	150	15	24	9	(Z)	3	(Z)
28419	SOAP AND OTHER DETERGENTS	3 885	1 312	21	25	1 079	40	564	87
	UNDER 500 POUNDS	116	35	48	44	19	1	32	5
	500 TO 999 POUNDS	76	21	33	25	37	1	7	1
	1,000 TO 4,999 POUNDS	307	79	33	35	137	3	26	4
	5,000 TO 9,999 POUNDS	217	52	20	24	107	4	33	5
	10,000 TO 19,999 POUNDS	579	163	25	33	176	7	90	12
	20,000 TO 29,999 POUNDS	458	122	18	16	134	5	68	11
	30,000 TO 59,999 POUNDS	1 605	551	28	22	396	17	283	45
	60,000 TO 89,999 POUNDS	143	99	42	46	-	-	6	1
	90,000 POUNDS AND OVER	188	122	76	74	7	1	6	1
	SHIPMENT WEIGHT UNKNOWN	196	67	19	31	65	2	12	2
28422	SPECIALTY CLEANING PREPARATIONS *	6 143	1 601	38	27	2 544	87	989	147
	UNDER 500 POUNDS	221	93	34	45	64	1	33	5
	500 TO 999 POUNDS	210	52	55	45	92	3	38	5
	1,000 TO 4,999 POUNDS	508	141	27	30	173	6	80	11
	5,000 TO 9,999 POUNDS	300	102	32	28	91	3	37	5
	10,000 TO 19,999 POUNDS	367	90	31	21	140	7	62	9
	20,000 TO 29,999 POUNDS	450	79	38	28	207	6	137	19
	30,000 TO 59,999 POUNDS	2 938	474	60	57	1 685	59	370	57
	60,000 TO 89,999 POUNDS	84	25	70	71	-	-	49	9
	SHIPMENT WEIGHT UNKNOWN	1 065	544	39	42	92	3	185	26
28423	WAXES AND POLISHING PREPARATIONS	479	218	26	27	58	2	88	12
	UNDER 500 POUNDS	49	13	56	33	15	1	14	2
	500 TO 999 POUNDS	24	8	33	34	5	(Z)	13	2
	1,000 TO 4,999 POUNDS	61	22	35	28	6	(Z)	8	1
	5,000 TO 9,999 POUNDS	80	29	34	49	8	(Z)	33	4
	10,000 TO 19,999 POUNDS	54	24	37	36	1	(Z)	6	1
	20,000 TO 29,999 POUNDS	90	63	48	44	1	(Z)	-	-
	30,000 TO 59,999 POUNDS	83	40	60	68	10	(Z)	12	2
	SHIPMENT WEIGHT UNKNOWN	39	19	29	39	13	(Z)	2	(Z)
28431	SURFACE ACTIVE AGENTS *	1 974	808	31	40	506	20	243	36
	UNDER 500 POUNDS	21	6	25	22	10	(Z)	2	(Z)
	500 TO 999 POUNDS	42	11	41	42	14	(Z)	4	1
	1,000 TO 4,999 POUNDS	231	51	28	24	110	4	37	6
	5,000 TO 9,999 POUNDS	166	49	50	28	69	2	44	5
	10,000 TO 19,999 POUNDS	122	46	27	32	45	2	20	3
	20,000 TO 29,999 POUNDS	114	37	31	29	16	1	41	7
	30,000 TO 59,999 POUNDS	474	232	31	40	137	5	74	12
	60,000 TO 89,999 POUNDS	120	73	52	54	-	-	-	-
	90,000 POUNDS AND OVER	346	222	71	68	31	2	-	-
	SHIPMENT WEIGHT UNKNOWN	339	81	12	17	73	2	21	3
28441	COSMETICS AND PERFUMES *	1 761	1 174	10	7	190	6	157	25
	UNDER 500 POUNDS	176	107	18	18	28	1	18	3
	500 TO 999 POUNDS	76	38	23	21	15	1	9	1
	1,000 TO 4,999 POUNDS	223	103	21	21	43	2	43	7
	5,000 TO 9,999 POUNDS	160	77	35	34	11	(Z)	24	4



TONS (THOUSANDS) AND TON-MILES (MILLIONS) BY OISTANCE OF SHIPMENT--CON.

200 TO 299 MILES		300 TO 499 MILES		500 TO 999 MILES		1,000 TO 1,499 MILES		1,500 MILES AND OVER		MILEAGE UNKNOWN	TCC CODE AND WT.
TONS	TON-MILES	TONS	TON-MILES	TONS	TON-MILES	TONS	TON-MILES	TONS	TON-MILES	TONS	
4	1	3	1	4	3	(Z)	(Z)	(Z)	1	-	28312
(Z)	(Z)	(Z)	(Z)	1	1	(Z)	(Z)	(Z)	(Z)	-	0-.5
1	(Z)	2	-	9	5	2	3	(Z)	1	-	.5-1
(Z)	(Z)	-	1	6	4	(Z)	(Z)	1	2	-	5-10
(Z)	(Z)	(Z)	(Z)	34	18	(Z)	(Z)	-	-	-	10-20
-	-	-	-	(Z)	(Z)	2	3	-	-	-	20-30
(Z)	(Z)	-	-	-	-	-	-	-	-	-	30-60
1	(Z)	-	-	-	-	-	-	-	-	-	60-90
4	1	31	11	148	101	19	20	(Z)	1	1	UK
1 635	404	2 266	875	3 242	2 204	349	435	546	1 070	355	284
93	23	86	34	108	76	34	40	29	62	(Z)	0-.5
62	15	53	21	55	40	20	23	9	17	(Z)	.5-1
184	45	242	90	204	142	25	29	26	54	1	1-5
89	22	189	71	141	98	19	23	29	61	-	5-10
182	44	278	99	225	159	14	18	28	52	-	10-20
171	41	255	96	210	148	19	23	28	50	-	20-30
781	195	773	297	1 152	750	143	185	164	328	-	30-60
8	2	108	43	184	127	-	-	27	67	-	60-90
7	2	215	97	193	128	37	51	41	69	-	90+
58	14	68	27	770	536	38	46	165	309	354	UK
688	171	975	366	972	653	97	123	157	305	140	2841
35	9	16	6	11	8	1	1	4	7	-	0-.5
11	3	15	3	11	7	1	1	2	4	-	.5-1
59	14	50	18	40	27	6	7	6	13	-	1-5
37	9	31	12	21	17	5	6	5	11	-	5-10
87	22	180	63	75	51	6	7	7	14	-	10-20
123	30	149	56	61	41	4	6	4	6	-	20-30
328	82	436	166	449	301	46	55	39	75	-	30-60
-	-	76	30	66	47	-	-	13	31	-	60-90
5	1	30	12	133	81	28	39	-	-	-	90+
3	1	(Z)	(Z)	100	69	(Z)	(Z)	78	143	140	UK
169	41	207	77	229	157	3	4	83	154	95	28411
(Z)	(Z)	1	(Z)	(Z)	(Z)	(Z)	(Z)	(Z)	1	-	0-.5
1	(Z)	1	(Z)	3	3	-	-	(Z)	(Z)	-	.5-1
4	1	7	3	5	3	1	1	(Z)	1	-	1-5
8	2	5	2	9	8	-	-	-	-	-	5-10
13	3	26	9	3	2	-	-	-	-	-	10-20
37	9	37	14	12	8	-	-	-	-	-	20-30
108	26	118	44	125	84	2	3	18	34	-	30-60
-	-	12	5	7	5	-	-	-	-	-	60-90
-	-	-	-	22	12	-	-	-	-	-	90+
-	-	-	-	43	31	-	-	64	118	95	UK
518	129	767	289	743	496	94	119	74	152	45	28419
35	9	15	6	11	8	1	1	3	6	-	0-.5
10	3	6	2	12	8	1	1	2	4	-	.5-1
55	13	43	15	35	24	6	7	5	13	-	1-5
29	7	26	10	12	9	5	6	7	11	-	5-10
74	19	154	52	70	49	6	6	7	14	-	10-20
87	21	112	42	50	32	4	6	4	6	-	20-30
220	56	317	122	324	217	44	53	21	41	-	30-60
-	-	64	25	59	42	-	-	13	31	-	60-90
5	1	30	12	112	69	28	39	-	-	-	90+
3	1	(Z)	(Z)	57	38	(Z)	(Z)	14	25	45	UK
645	161	580	217	1 135	752	61	73	85	164	104	28422
26	6	33	13	39	27	17	20	9	20	-	0-.5
24	5	29	12	15	12	12	14	1	2	-	.5-1
50	13	133	50	60	41	4	4	8	18	-	1-5
37	10	101	38	14	9	2	3	17	34	-	5-10
54	12	58	21	51	38	3	3	-	-	-	10-20
28	6	30	10	43	31	5	7	-	-	-	20-30
393	100	159	56	321	184	7	9	5	9	-	30-60
-	-	35	16	-	-	-	-	-	-	-	60-90
33	8	3	1	592	409	11	14	44	81	104	UK
42	10	93	37	154	100	28	33	13	23	4	28423
6	1	9	4	3	2	1	1	1	1	-	0-.5
(Z)	(Z)	1	(Z)	3	2	2	2	1	2	-	.5-1
23	5	8	3	15	11	1	2	(Z)	(Z)	-	1-5
2	1	7	3	27	18	3	3	(Z)	(Z)	-	5-10
11	3	20	8	14	10	2	3	-	-	-	10-20
-	-	27	10	49	33	4	5	9	15	-	20-30
1	(Z)	21	9	28	15	11	14	-	-	-	30-60
(Z)	(Z)	(Z)	(Z)	15	10	4	4	2	4	4	UK
155	38	386	164	426	306	70	88	82	157	106	28431
1	(Z)	2	1	4	3	(Z)	(Z)	1	1	-	0-.5
15	4	3	1	5	3	1	1	(Z)	(Z)	(Z)	.5-1
25	6	28	10	28	19	3	4	1	2	-	1-5
5	1	10	5	26	18	7	8	6	12	-	5-10
16	4	5	2	23	17	3	4	8	14	-	10-20
17	4	19	8	18	13	(Z)	(Z)	3	5	-	20-30
4	2	56	22	99	76	42	55	24	53	-	30-60
8	10	6	2	106	69	-	-	-	-	-	60-90
-	-	199	92	71	55	9	12	36	62	-	90+
28	7	57	22	46	33	4	5	4	8	106	UK
158	39	298	117	635	446	107	134	202	407	15	28441
19	5	29	11	52	37	15	17	15	33	(Z)	0-.5
9	2	15	6	20	13	5	6	4	9	-	.5-1
22	6	30	11	64	46	11	12	10	20	1	1-5
11	2	47	17	59	39	6	7	3	7	-	5-10

LIBRARY OF CONGRESS

TABLE 3. SHIPMENTS BY MANUFACTURING ESTABLISHMENTS--COMMODITIES AND WEIGHT OF SHIPMENT BY OISTANCE SHIPPED: 1977--CON.

TCC CODE	COMMOITY AND WEIGHT OF SHIPMENT	ALL SHIPMENTS				TONS (THOUSANDS) AND TON-MILES (MILLIONS) BY OISTANCE OF SHIPMENT			
		TONS (THOU- SANDS) (A)	TON-MILES (MIL- LIONS) (B)	STANDARD ERROR (PERCENT) FOR COLUMNS--		UNDER 100 MILES		100 TO 199 MILES	
				(A)	(B)	TONS	TON- MILES	TONS	TON- MILES
28441	COSMETICS AND PERFUMES *								
	10,000 TO 19,999 POUNDS . . . . .	166	91	34	34	34	1	13	2
	20,000 TO 29,999 POUNDS . . . . .	103	80	33	32	11	(2)	2	(2)
	30,000 TO 59,999 POUNDS . . . . .	639	464	29	23	22	(2)	46	7
	60,000 TO 89,999 POUNDS . . . . .	35	53	40	43	-	-	-	-
	90,000 POUNDS AND OVER . . . . .	11	14	78	95	-	-	-	-
	SHIPMENT WEIGHT UNKNOWN . . . . .	171	147	1	1	27	1	3	(2)
2851	PAINTS, ENAMELS, LACQUERS, SHELLACS, ALLIED PRODUCTS *	6 312	2 462	16	25	1 749	56	941	144
	UNDER 500 POUNDS . . . . .	215	45	24	12	124	3	21	3
	500 TO 999 POUNDS . . . . .	260	49	20	22	143	5	42	6
	1,000 TO 4,999 POUNDS . . . . .	888	254	15	17	263	9	167	26
	5,000 TO 9,999 POUNDS . . . . .	516	163	24	32	165	5	102	16
	10,000 TO 19,999 POUNDS . . . . .	589	225	21	22	120	4	130	20
	20,000 TO 29,999 POUNDS . . . . .	695	239	24	37	217	7	81	13
	30,000 TO 59,999 POUNDS . . . . .	2 083	747	24	30	507	19	318	50
	60,000 TO 89,999 POUNDS . . . . .	346	63	37	23	149	4	64	8
	90,000 POUNDS AND OVER . . . . .	516	639	87	96	-	-	-	-
	SHIPMENT WEIGHT UNKNOWN . . . . .	206	39	29	34	59	1	16	2
28511	PAINTS, ENAMELS, LACQUERS, AND SHELLACS . . . . .	4 604	1 382	17	21	1 523	49	785	121
	UNDER 500 POUNDS . . . . .	171	35	26	16	102	2	14	2
	500 TO 999 POUNDS . . . . .	219	38	22	21	116	4	39	6
	1,000 TO 4,999 POUNDS . . . . .	791	223	16	18	225	8	163	25
	5,000 TO 9,999 POUNDS . . . . .	436	123	24	33	159	5	88	14
	10,000 TO 19,999 POUNDS . . . . .	483	171	23	23	106	3	109	16
	20,000 TO 29,999 POUNDS . . . . .	521	174	25	41	174	5	68	10
	30,000 TO 59,999 POUNDS . . . . .	1 503	536	23	24	432	16	234	38
	60,000 TO 89,999 POUNDS . . . . .	294	46	44	34	149	4	59	8
	90,000 POUNDS AND OVER . . . . .	11	4	100	100	-	-	-	-
	SHIPMENT WEIGHT UNKNOWN . . . . .	174	32	34	40	59	1	13	2
28512	PAINT OILS, SOLVENTS, AND THINNERS . . . . .	1 314	909	34	63	175	6	91	14
	UNDER 500 POUNDS . . . . .	30	5	36	24	19	(2)	4	1
	500 TO 999 POUNDS . . . . .	27	5	48	62	20	(2)	2	(2)
	1,000 TO 4,999 POUNDS . . . . .	61	18	37	26	27	1	2	(2)
	5,000 TO 9,999 POUNDS . . . . .	84	24	67	83	3	(2)	13	2
	10,000 TO 19,999 POUNDS . . . . .	84	49	33	67	14	1	3	(2)
	20,000 TO 29,999 POUNDS . . . . .	97	49	48	62	22	1	9	2
	30,000 TO 59,999 POUNDS . . . . .	375	101	23	28	70	3	52	8
	60,000 TO 89,999 POUNDS . . . . .	52	17	37	35	-	-	5	1
	90,000 POUNDS AND OVER . . . . .	505	635	87	96	-	-	-	-
	SHIPMENT WEIGHT UNKNOWN . . . . .	24	6	50	53	(2)	(2)	1	(2)
28612	GUM AND WOOD CHEMICALS *	1 912	926	12	11	340	15	187	26
	UNDER 500 POUNDS . . . . .	1	(2)	57	63	(2)	(2)	1	(2)
	500 TO 999 POUNDS . . . . .	2	1	37	62	1	(2)	(2)	(2)
	1,000 TO 4,999 POUNDS . . . . .	15	8	71	42	1	(2)	3	(2)
	5,000 TO 9,999 POUNDS . . . . .	29	13	42	35	8	(2)	4	1
	10,000 TO 19,999 POUNDS . . . . .	40	16	29	42	8	(2)	8	1
	20,000 TO 29,999 POUNDS . . . . .	61	29	34	31	11	1	20	2
	30,000 TO 59,999 POUNDS . . . . .	915	352	16	13	153	7	133	19
	60,000 TO 89,999 POUNDS . . . . .	420	351	17	15	6	(2)	10	1
	90,000 POUNDS AND OVER . . . . .	276	135	28	24	66	2	2	(2)
	SHIPMENT WEIGHT UNKNOWN . . . . .	152	20	47	21	85	4	7	1
287	AGRICULTURAL CHEMICALS . . . . .	54 519	15 248	10	17	25 682	834	8 370	1 211
	UNDER 500 POUNDS . . . . .	49	15	20	23	21	1	8	1
	500 TO 999 POUNDS . . . . .	68	31	14	17	22	1	8	1
	1,000 TO 4,999 POUNDS . . . . .	453	137	13	31	221	9	52	7
	5,000 TO 9,999 POUNDS . . . . .	378	71	18	24	225	8	74	11
	10,000 TO 19,999 POUNDS . . . . .	1 381	128	12	15	1 110	43	97	14
	20,000 TO 29,999 POUNDS . . . . .	2 073	240	22	18	1 112	42	816	119
	30,000 TO 59,999 POUNDS . . . . .	14 187	2 056	17	13	7 067	348	4 363	615
	60,000 TO 89,999 POUNDS . . . . .	836	318	39	33	174	6	168	22
	90,000 POUNDS AND OVER . . . . .	28 793	10 351	16	23	12 633	299	2 055	313
	SHIPMENT WEIGHT UNKNOWN . . . . .	6 299	1 899	21	11	3 098	78	728	107
2871	FERTILIZERS . . . . .	47 746	14 239	12	19	22 353	734	6 419	938
	UNDER 500 POUNDS . . . . .	9	1	31	59	5	(2)	1	(2)
	500 TO 999 POUNDS . . . . .	18	7	39	60	6	(2)	3	(2)
	1,000 TO 4,999 POUNDS . . . . .	203	29	14	24	135	5	29	4
	5,000 TO 9,999 POUNDS . . . . .	237	31	14	20	152	5	49	8
	10,000 TO 19,999 POUNDS . . . . .	1 068	65	15	17	929	34	81	11
	20,000 TO 29,999 POUNDS . . . . .	1 043	77	25	14	769	27	204	27
	30,000 TO 59,999 POUNDS . . . . .	9 699	1 179	20	17	5 356	274	2 954	424
	60,000 TO 89,999 POUNDS . . . . .	558	181	54	54	89	3	177	23
	90,000 POUNDS AND OVER . . . . .	28 504	10 852	17	24	11 686	302	2 096	320
	SHIPMENT WEIGHT UNKNOWN . . . . .	6 408	1 817	23	11	3 224	84	825	121
28712	SUPERPHOSPHATE . . . . .	23 422	11 004	17	25	7 409	283	2 194	327
	UNDER 500 POUNDS . . . . .	(2)	(2)	91	64	(2)	(2)	-	-
	1,000 TO 4,999 POUNDS . . . . .	6	(2)	92	92	3	(2)	2	(2)
	5,000 TO 9,999 POUNDS . . . . .	20	1	85	72	20	1	-	-
	10,000 TO 19,999 POUNDS . . . . .	72	7	51	46	60	3	2	(2)
	20,000 TO 29,999 POUNDS . . . . .	68	6	46	53	51	3	13	2
	30,000 TO 59,999 POUNDS . . . . .	1 853	246	31	28	997	57	575	86
	60,000 TO 89,999 POUNDS . . . . .	97	23	52	43	65	2	-	-
	90,000 POUNDS AND OVER . . . . .	19 480	9 453	21	28	6 033	211	1 564	233
	SHIPMENT WEIGHT UNKNOWN . . . . .	1 827	1 269	21	14	179	6	38	5
28713	AMMONIATING AND NITROGEN FERTILIZER SOLUTIONS . . . . .	6 371	964	40	52	4 132	105	858	125
	UNDER 500 POUNDS . . . . .	(2)	(2)	100	100	-	-	-	-
	1,000 TO 4,999 POUNDS . . . . .	1	(2)	58	92	1	(2)	-	-
	5,000 TO 9,999 POUNDS . . . . .	1	(2)	69	72	-	-	(2)	(2)
	10,000 TO 19,999 POUNDS . . . . .	8	(2)	60	51	8	-	-	-
	20,000 TO 29,999 POUNDS . . . . .	27	2	38	49	25	1	-	-

TONS (THOUSANDS) AND TON-MILES (MILLIONS) BY DISTANCE OF SHIPMENT--CON.

200 TO 299 MILES		300 TO 499 MILES		500 TO 999 MILES		1,000 TO 1,499 MILES		1,500 MILES AND OVER		MILEAGE UNKNOWN	TCC CODE AND WT.
TONS	TON-MILES	TONS	TON-MILES	TONS	TON-MILES	TONS	TON-MILES	TONS	TON-MILES	TONS	
11	3	25	9	68	48	2	3	14	25	-	28441
1	(Z)	18	7	48	37	10	11	14	24	-	10-20
82	21	121	50	247	164	39	55	81	167	-	20-30
-	-	-	-	22	19	-	-	13	34	-	30-60
2	(Z)	-	-	-	-	-	-	9	13	-	60-90
1	(Z)	12	5	56	42	20	23	39	76	13	90+
701	176	1 294	493	901	656	638	844	45	93	43	UK
13	3	31	11	18	12	3	3	5	11	(Z)	2851
20	5	32	12	18	13	2	2	3	6	-	0-.5
136	34	190	72	109	77	14	18	9	18	-	1-5
66	16	81	33	65	43	25	27	11	23	-	5-10
68	16	122	47	104	77	38	49	6	12	-	10-20
97	24	130	46	118	80	45	54	8	15	-	20-30
244	64	509	197	429	328	71	82	4	6	-	30-60
31	7	88	35	15	10	-	-	-	-	-	60-90
-	-	64	24	12	6	440	610	-	-	-	90+
27	7	46	16	14	11	(Z)	(Z)	1	2	43	UK
473	117	893	342	721	511	152	180	30	62	26	28511
10	2	28	10	12	8	2	2	4	9	(Z)	0-.5
19	5	29	11	11	11	1	1	(Z)	(Z)	-	1-5
122	30	165	63	99	69	13	16	5	11	-	5-10
49	12	73	29	50	33	7	8	10	22	-	10-20
61	14	94	36	85	63	23	27	6	12	-	20-30
63	16	85	31	85	57	45	54	(Z)	1	-	30-60
117	29	299	119	355	255	62	72	4	6	-	60-90
7	2	71	27	9	6	-	-	-	-	-	90+
-	-	11	4	-	-	-	-	-	-	-	UK
27	7	38	13	11	9	(Z)	(Z)	(Z)	1	26	UK
189	49	267	104	95	65	473	650	10	21	14	28512
2	(Z)	1	(Z)	4	2	(Z)	(Z)	(Z)	(Z)	-	0-.5
(Z)	(Z)	1	(Z)	2	1	1	1	1	2	-	1-5
5	1	19	7	6	4	2	2	2	2	-	5-10
17	4	8	3	13	9	6	6	-	-	-	10-20
6	2	28	11	17	13	16	22	-	-	-	20-30
8	2	18	6	33	23	-	-	7	15	-	30-60
127	35	118	46	-	-	9	10	-	-	-	60-90
24	6	17	8	6	3	-	-	-	-	-	90+
-	-	53	20	12	6	440	610	-	-	-	UK
(Z)	(Z)	5	2	3	2	(Z)	(Z)	(Z)	1	14	UK
252	62	371	145	534	401	113	136	74	142	40	28612
(Z)	(Z)	(Z)	(Z)	(Z)	(Z)	(Z)	(Z)	(Z)	(Z)	-	0-.5
(Z)	(Z)	(Z)	(Z)	(Z)	(Z)	-	-	(Z)	1	-	1-5
2	(Z)	3	1	6	4	1	1	1	1	-	5-10
4	1	1	(Z)	11	7	-	-	2	3	-	10-20
7	2	3	4	13	10	-	-	5	2	-	20-30
2	1	10	4	12	10	2	2	5	9	-	30-60
205	49	203	78	175	127	26	31	20	40	-	60-90
19	5	56	22	215	162	74	90	39	71	-	90+
11	3	90	35	97	76	3	4	7	15	-	UK
2	(Z)	5	2	5	4	7	8	(Z)	(Z)	40	UK
4 400	1 074	4 046	1 586	8 546	6 343	2 934	3 457	401	744	140	287
6	1	4	2	6	4	1	2	3	5	(Z)	0-.5
3	1	10	4	16	12	3	6	7	6	-	1-5
38	10	45	17	42	29	43	46	10	19	3	5-10
18	5	19	7	30	19	5	5	7	15	-	10-20
98	26	37	14	28	19	10	13	-	-	-	20-30
55	15	35	14	43	30	8	10	4	10	-	30-60
1 417	348	800	303	430	309	74	81	29	53	7	60-90
76	19	126	40	251	178	37	44	4	8	-	90+
2 427	587	2 511	994	6 377	4 718	2 538	2 981	253	458	-	UK
263	63	459	191	1 323	1 025	213	266	87	170	129	UK
3 694	900	3 678	1 452	8 296	6 211	2 872	3 394	331	609	104	2871
1	(Z)	1	(Z)	1	(Z)	(Z)	(Z)	(Z)	(Z)	-	0-.5
(Z)	(Z)	1	(Z)	7	5	(Z)	(Z)	(Z)	1	-	1-5
7	2	16	6	11	7	2	2	2	4	-	5-10
6	2	16	6	10	6	5	5	-	-	-	10-20
29	7	21	8	7	4	(Z)	(Z)	-	-	-	20-30
53	14	14	6	4	3	-	-	-	-	-	30-60
722	172	483	175	184	134	30	37	-	-	-	60-90
63	16	82	26	117	76	2 690	3 167	266	483	-	90+
2 582	631	2 551	1 021	6 630	4 928	2 690	144	61	121	104	UK
232	57	493	204	1 325	1 048	144	182	61	121	-	UK
1 585	402	2 120	851	6 922	5 232	2 796	3 305	328	604	68	28712
(Z)	(Z)	(Z)	(Z)	(Z)	(Z)	(Z)	(Z)	(Z)	(Z)	-	0-.5
-	-	(Z)	(Z)	-	-	-	-	-	-	-	1-5
-	-	-	-	(Z)	(Z)	-	-	-	-	-	5-10
-	-	8	3	1	1	-	-	-	-	-	10-20
-	-	3	2	-	-	-	-	-	-	-	20-30
145	34	71	29	64	39	-	-	-	-	-	30-60
8	2	-	-	18	13	6	6	-	-	-	60-90
1 364	349	1 827	738	5 781	4 322	2 646	3 117	266	483	-	90+
69	18	210	80	1 058	857	144	182	61	121	68	UK
144	32	529	206	708	495	1	1	(Z)	(Z)	-	28713
-	-	(Z)	(Z)	(Z)	(Z)	-	-	-	-	-	0-.5
(Z)	(Z)	-	-	(Z)	(Z)	-	-	-	-	-	1-5
(Z)	(Z)	-	-	-	-	-	-	-	-	-	5-10
-	-	-	-	-	-	-	-	-	-	-	10-20
2	(Z)	-	-	-	-	-	-	-	-	-	20-30

LIBRARY OF CONGRESS



TABLE 3. SHIPMENTS BY MANUFACTURING ESTABLISHMENTS--COMMODITIES AND WEIGHT OF SHIPMENT BY DISTANCE SHIPPED: 1977--CON.

TCC CODE	COMMODITY AND WEIGHT OF SHIPMENT	ALL SHIPMENTS				TONS (THOUSANDS) AND TON-MILES (MILLIONS) BY DISTANCE OF SHIPMENT			
		TONS (THOU- SANDS) (A)	TON-MILES (MIL- LIONS) (B)	STANDARD ERROR (PERCENT) FOR COLUMNS--		UNDER 100 MILES		100 TO 199 MILES	
				(A)	(B)	TONS	TON- MILES	TONS	TON- MILES
28713	AMMONIATING AND NITROGEN FERTILIZER SOLUTIONS. . . . .								
	30,000 TO 59,999 POUNDS. . . . .	1 686	232	42	42	832	48	723	106
	60,000 TO 89,999 POUNDS. . . . .	189	66	99	99	1	(Z)	61	8
	90,000 POUNDS AND OVER . . . . .	4 273	658	51	62	3 094	52	58	8
	SHIPMENT WEIGHT UNKNOWN. . . . .	187	7	87	70	172	4	15	3
28714	MISCELLANEOUS FERTILIZER COMPOUNDS . . . . .	14 392	1 883	16	18	8 679	276	2 968	434
	UNDER 500 POUNDS . . . . .	4	(Z)	48	33	3	(Z)	1	(Z)
	500 TO 999 POUNDS. . . . .	6	1	20	41	3	(Z)	3	(Z)
	1,000 TO 4,999 POUNDS. . . . .	136	19	16	19	85	3	24	3
	5,000 TO 9,999 POUNDS. . . . .	176	23	15	22	105	3	45	7
	10,000 TO 19,999 POUNDS. . . . .	712	41	25	25	623	20	59	8
	20,000 TO 29,999 POUNDS. . . . .	581	46	27	22	408	15	115	15
	30,000 TO 59,999 POUNDS. . . . .	4 758	576	24	21	2 607	131	1 363	195
	60,000 TO 89,999 POUNDS. . . . .	272	93	32	47	23	1	115	15
	90,000 POUNDS AND OVER . . . . .	3 678	554	24	26	2 260	33	475	78
	SHIPMENT WEIGHT UNKNOWN. . . . .	4 069	529	34	51	2 562	69	769	112
28719	FERTILIZERS, NEC . . . . .	3 560	388	44	48	2 133	71	398	52
	UNDER 500 POUNDS . . . . .	5	1	49	91	3	(Z)	(Z)	(Z)
	500 TO 999 POUNDS. . . . .	12	6	58	80	3	(Z)	-	-
	1,000 TO 4,999 POUNDS. . . . .	60	9	36	72	46	2	3	(Z)
	5,000 TO 9,999 POUNDS. . . . .	40	6	32	83	28	1	3	(Z)
	10,000 TO 19,999 POUNDS. . . . .	276	18	37	39	238	11	20	2
	20,000 TO 29,999 POUNDS. . . . .	367	23	49	36	284	8	75	11
	30,000 TO 59,999 POUNDS. . . . .	1 403	126	65	62	921	38	293	38
	60,000 TO 89,999 POUNDS. . . . .	1 073	187	49	61	299	7	-	-
	90,000 POUNDS AND OVER . . . . .	325	12	58	68	311	5	3	1
28799	AGRICULTURAL CHEMICALS, NEC * . . . . .	9 540	1 974	25	18	4 265	116	2 587	363
	UNDER 500 POUNDS . . . . .	34	11	20	26	14	(Z)	6	1
	500 TO 999 POUNDS. . . . .	45	20	14	19	13	1	6	1
	1,000 TO 4,999 POUNDS. . . . .	247	115	22	38	74	4	23	3
	5,000 TO 9,999 POUNDS. . . . .	139	41	28	31	73	3	21	3
	10,000 TO 19,999 POUNDS. . . . .	281	65	30	27	138	8	15	3
	20,000 TO 29,999 POUNDS. . . . .	1 022	172	58	29	235	13	715	107
	30,000 TO 59,999 POUNDS. . . . .	4 653	916	32	19	1 570	64	1 659	226
	60,000 TO 89,999 POUNDS. . . . .	309	154	24	26	96	4	-	-
	90,000 POUNDS AND OVER . . . . .	2 403	217	38	53	1 997	18	129	18
	SHIPMENT WEIGHT UNKNOWN. . . . .	406	263	38	32	55	3	14	2
289	MISCELLANEOUS CHEMICAL PRODUCTS. . . . .	23 421	8 072	17	18	7 888	264	2 507	363
	UNDER 500 POUNDS . . . . .	249	77	22	20	113	5	28	4
	500 TO 999 POUNDS. . . . .	203	71	13	18	62	2	34	5
	1,000 TO 4,999 POUNDS. . . . .	1 478	515	28	41	515	14	176	27
	5,000 TO 9,999 POUNDS. . . . .	603	197	13	19	231	6	96	15
	10,000 TO 19,999 POUNDS. . . . .	1 271	375	26	15	371	14	299	40
	20,000 TO 29,999 POUNDS. . . . .	1 050	350	23	27	312	7	248	34
	30,000 TO 59,999 POUNDS. . . . .	8 685	3 133	26	29	2 541	78	786	115
	60,000 TO 89,999 POUNDS. . . . .	1 339	540	47	35	257	4	96	13
	90,000 POUNDS AND OVER . . . . .	3 957	1 495	44	23	1 360	35	177	24
	SHIPMENT WEIGHT UNKNOWN. . . . .	4 587	1 320	36	33	2 125	100	568	86
28911	ADHESIVES, CEMENTS, SEALANTS, GLUES, AND SIZES * . . . . .	3 366	1 171	18	19	1 072	42	547	77
	UNDER 500 POUNDS . . . . .	91	32	18	25	32	1	14	2
	500 TO 999 POUNDS. . . . .	106	36	19	23	31	1	18	3
	1,000 TO 4,999 POUNDS. . . . .	497	162	20	23	165	5	84	13
	5,000 TO 9,999 POUNDS. . . . .	338	110	19	26	152	4	39	6
	10,000 TO 19,999 POUNDS. . . . .	379	130	22	21	97	3	90	13
	20,000 TO 29,999 POUNDS. . . . .	412	199	26	47	117	3	9	1
	30,000 TO 59,999 POUNDS. . . . .	1 164	381	33	31	372	19	263	36
	60,000 TO 89,999 POUNDS. . . . .	181	74	52	60	38	1	-	-
	90,000 POUNDS AND OVER . . . . .	198	47	36	40	69	5	29	4
28921	EXPLOSIVES * . . . . .	801	326	41	31	317	7	89	12
	UNDER 500 POUNDS . . . . .	1	(Z)	61	55	(Z)	(Z)	(Z)	(Z)
	500 TO 999 POUNDS. . . . .	1	1	42	38	(Z)	(Z)	(Z)	(Z)
	1,000 TO 4,999 POUNDS. . . . .	7	5	35	42	(Z)	(Z)	(Z)	(Z)
	5,000 TO 9,999 POUNDS. . . . .	14	8	57	78	4	(Z)	(Z)	(Z)
	10,000 TO 19,999 POUNDS. . . . .	26	12	31	29	11	(Z)	2	(Z)
	20,000 TO 29,999 POUNDS. . . . .	66	23	47	31	34	1	8	1
	30,000 TO 59,999 POUNDS. . . . .	575	240	46	37	240	5	49	7
	60,000 TO 89,999 POUNDS. . . . .	22	2	94	100	1	(Z)	21	2
	90,000 POUNDS AND OVER . . . . .	29	6	59	50	16	1	-	-
	SHIPMENT WEIGHT UNKNOWN. . . . .	60	28	9	13	10	1	9	1
28931	PRINTING INK * . . . . .	793	170	32	16	327	12	108	16
	UNDER 500 POUNDS . . . . .	40	9	13	16	23	(Z)	6	1
	500 TO 999 POUNDS. . . . .	29	7	18	27	10	(Z)	6	1
	1,000 TO 4,999 POUNDS. . . . .	144	42	29	17	63	2	21	3
	5,000 TO 9,999 POUNDS. . . . .	47	9	36	37	22	1	9	1
	10,000 TO 19,999 POUNDS. . . . .	35	8	46	44	10	1	6	1
	20,000 TO 29,999 POUNDS. . . . .	55	12	42	39	15	(Z)	15	3
	30,000 TO 59,999 POUNDS. . . . .	298	69	34	25	73	3	28	4
	60,000 TO 89,999 POUNDS. . . . .	1	(Z)	100	100	-	-	-	-
	90,000 POUNDS AND OVER . . . . .	143	14	76	58	111	4	16	2
2899	CHEMICALS AND CHEMICAL PREPARATIONS, NEC . . . . .	17 420	6 147	23	22	5 830	203	1 484	217
	UNDER 500 POUNDS . . . . .	113	27	40	33	72	4	4	1
	500 TO 999 POUNDS. . . . .	56	18	23	22	28	1	4	1
	1,000 TO 4,999 POUNDS. . . . .	915	325	48	71	360	8	37	5
	5,000 TO 9,999 POUNDS. . . . .	164	57	25	23	53	2	21	3
	10,000 TO 19,999 POUNDS. . . . .	689	158	41	31	274	11	160	21
	20,000 TO 29,999 POUNDS. . . . .	480	125	41	26	104	3	217	29
	30,000 TO 59,999 POUNDS. . . . .	5 867	2 263	38	38	1 418	42	355	56
	60,000 TO 89,999 POUNDS. . . . .	935	476	59	40	45	2	40	6
	90,000 POUNDS AND OVER . . . . .	4 033	1 474	44	23	1 529	39	145	19

TONS (THOUSANDS) AND TON-MILES (MILLIONS) BY DISTANCE OF SHIPMENT--CON.

200 TO 299 MILES		300 TO 499 MILES		500 TO 999 MILES		1,000 TO 1,499 MILES		1,500 MILES AND OVER		MILEAGE UNKNOWN	TCC CODE AND WT.
TONS	TON-MILES	TONS	TON-MILES	TONS	TON-MILES	TONS	TON-MILES	TONS	TON-MILES	TONS	
40	9	3	1	89	68	-	-	-	-	-	28713
-	-	64	20	63	38	-	-	-	-	-	30-60
101	22	462	185	556	389	1	1	(Z)	(Z)	-	60-90
-	-	-	-	-	-	-	-	-	-	-	90+
-	-	-	-	-	-	-	-	-	-	-	UK
1 035	252	973	374	626	459	75	88	-	-	36	28714
(Z)	(Z)	(Z)	(Z)	(Z)	(Z)	(Z)	(Z)	-	-	-	0-.5
-	-	(Z)	(Z)	(Z)	(Z)	(Z)	(Z)	-	-	-	.5-1
4	1	14	5	9	6	1	1	-	-	-	1-5
5	2	12	4	5	2	5	5	-	-	-	5-10
12	3	13	6	6	3	(Z)	(Z)	-	-	-	10-20
47	13	11	4	-	-	-	-	-	-	-	20-30
385	92	380	136	22	22	-	-	-	-	-	30-60
55	14	17	6	36	26	24	31	-	-	-	60-90
364	89	242	89	293	216	44	49	-	-	-	90+
163	39	283	125	256	183	-	-	-	-	-	UK
930	214	56	21	39	25	1	1	3	5	-	28719
(Z)	(Z)	(Z)	(Z)	1	(Z)	(Z)	(Z)	(Z)	(Z)	-	0-.5
(Z)	(Z)	1	(Z)	7	5	-	-	(Z)	1	-	.5-1
4	1	2	1	2	1	(Z)	1	2	4	-	1-5
-	-	4	1	6	4	-	-	-	-	-	5-10
18	5	-	-	-	-	-	-	-	-	-	10-20
4	1	-	-	4	3	-	-	-	-	-	20-30
151	37	29	9	9	5	-	-	-	-	-	30-60
754	171	20	9	-	-	-	-	-	-	-	90+
(Z)	(Z)	-	-	11	7	-	-	-	-	-	UK
1 039	262	496	197	772	554	263	300	95	182	23	28799
4	1	2	1	5	3	1	1	1	3	(Z)	0-.5
4	1	4	4	4	3	6	8	2	3	-	.5-1
31	8	30	12	30	21	48	51	7	15	3	1-5
12	3	5	2	21	15	(Z)	(Z)	7	15	-	5-10
79	21	17	7	23	15	10	12	-	-	-	10-20
4	1	22	8	36	26	7	9	4	9	-	20-30
802	204	262	108	250	180	74	82	29	53	7	30-60
10	3	37	12	153	117	10	11	4	8	-	60-90
38	9	78	30	114	87	33	34	14	23	-	90+
55	12	31	14	135	86	75	92	28	53	12	UK
2 578	619	4 670	1 804	4 157	2 894	1 028	1 271	421	858	172	289
22	5	44	17	23	17	10	12	8	16	(Z)	0-.5
20	5	38	14	36	27	9	11	3	7	-	.5-1
118	29	165	66	449	287	24	28	29	64	-	1-5
58	14	89	37	93	63	22	27	14	35	(Z)	5-10
121	29	179	71	276	175	8	9	18	38	-	10-20
82	20	108	41	236	171	56	61	8	16	-	20-30
868	205	2 547	974	1 495	1 031	220	260	228	469	-	30-60
226	47	465	186	181	134	83	93	32	64	-	60-90
687	169	498	194	881	622	318	392	37	59	-	90+
376	96	538	204	487	367	277	377	44	89	171	UK
350	85	525	192	649	471	78	83	102	219	42	28911
12	3	14	5	11	8	5	6	3	7	(Z)	0-.5
12	3	23	8	17	13	4	5	3	3	-	.5-1
69	17	72	28	82	56	11	13	14	32	-	1-5
29	7	36	14	63	41	8	9	12	30	-	5-10
26	6	70	28	87	62	1	1	7	17	-	10-20
39	9	36	13	167	128	44	44	-	-	-	20-30
122	31	211	75	135	101	3	4	58	116	-	30-60
20	4	56	18	67	50	-	-	-	-	-	60-90
22	6	8	3	20	14	1	1	7	15	42	UK
46	11	70	28	168	115	79	91	33	61	-	28921
(Z)	(Z)	(Z)	(Z)	(Z)	(Z)	(Z)	(Z)	(Z)	(Z)	-	0-.5
(Z)	(Z)	(Z)	(Z)	(Z)	(Z)	(Z)	(Z)	(Z)	(Z)	-	.5-1
1	(Z)	(Z)	(Z)	4	2	(Z)	1	1	2	-	1-5
(Z)	(Z)	1	(Z)	8	7	(Z)	(Z)	(Z)	1	-	5-10
(Z)	(Z)	3	1	6	4	2	3	2	3	-	10-20
1	(Z)	3	1	15	10	4	5	3	5	-	20-30
34	8	44	18	121	82	64	74	24	46	-	30-60
-	-	-	-	-	-	-	-	-	-	-	60-90
3	1	5	2	5	3	-	-	-	-	-	90+
6	2	14	5	10	6	8	9	2	4	-	UK
178	45	115	41	48	34	10	12	6	11	2	28931
2	1	5	2	3	2	(Z)	(Z)	2	3	-	0-.5
4	1	6	2	3	2	-	-	(Z)	(Z)	-	.5-1
9	2	19	8	28	21	1	1	3	6	-	1-5
7	2	3	1	6	4	1	1	-	-	-	5-10
12	3	7	3	1	(Z)	-	-	-	-	-	10-20
12	3	11	3	1	1	-	-	1	2	-	20-30
131	34	57	19	-	-	8	9	-	-	-	30-60
-	-	-	-	1	(Z)	-	-	-	-	-	60-90
1	(Z)	8	3	6	4	(Z)	(Z)	(Z)	1	2	UK
2 004	479	3 627	1 410	3 236	2 268	871	1 097	232	473	136	2899
6	2	18	7	5	4	4	5	3	5	-	0-.5
2	1	6	2	10	7	3	4	1	2	-	.5-1
39	10	35	14	429	266	10	13	5	9	-	1-5
31	7	28	12	17	13	11	14	3	6	(Z)	5-10
92	22	70	27	79	51	4	4	11	23	-	10-20
20	5	65	25	56	36	11	14	6	13	-	20-30
599	138	2 052	793	1 185	823	150	179	108	233	-	30-60
196	40	399	163	140	105	83	93	32	67	-	60-90
683	168	448	175	874	625	323	398	30	49	-	90+

LIBRARY OF THE CLINICAL

TABLE 3. SHIPMENTS BY MANUFACTURING ESTABLISHMENTS--COMMODITIES AND WEIGHT OF SHIPMENT BY DISTANCE SHIPPED: 1977--CON.

TCC CODE	COMMODITY AND WEIGHT OF SHIPMENT	ALL SHIPMENTS				TONS (THOUSANDS) AND TON-MILES (MILLIONS) BY DISTANCE OF SHIPMENT			
		TONS (THOU- SANDS) (A)	TON-MILES (MIL- LIONS) (B)	STANDARD ERROR (PERCENT) FOR COLUMNS--		UNDER 100 MILES		100 TO 199 MILES	
				(A)	(B)	TONS	TON- MILES	TONS	TON- MILES
2899	CHEMICALS AND CHEMICAL PREPARATIONS, NEC SHIPMENT WEIGHT UNKNOWN.	4 169	1 223	41	36	1 946	91	502	76
28991	SALT, COMMON	6 785	1 966	42	52	1 722	53	989	146
	UNDER 500 POUNDS.	47	3	73	92	47	3	-	-
	500 TO 999 POUNDS.	1	1	88	100	(Z)	(Z)	-	-
	1,000 TO 4,999 POUNDS.	532	231	76	99	153	1	-	-
	5,000 TO 9,999 POUNDS.	9	2	100	100	-	-	-	-
	10,000 TO 19,999 POUNDS.	294	54	72	76	87	4	118	15
	20,000 TO 29,999 POUNDS.	203	23	84	99	34	(Z)	168	22
	30,000 TO 59,999 POUNDS.	2 683	1 030	71	76	198	7	273	43
	60,000 TO 89,999 POUNDS.	514	175	100	100	-	-	-	-
	90,000 POUNDS AND OVER	1 463	202	86	77	1 107	32	-	-
	SHIPMENT WEIGHT UNKNOWN.	1 039	245	96	100	95	4	430	65
28994	FATTY ACIDS.	2 584	949	42	43	982	21	22	4
	UNDER 500 POUNDS.	2	1	73	58	(Z)	(Z)	-	-
	500 TO 999 POUNDS.	12	(Z)	61	44	(Z)	(Z)	(Z)	(Z)
	1,000 TO 4,999 POUNDS.	8	5	43	37	3	(Z)	1	(Z)
	5,000 TO 9,999 POUNDS.	43	20	82	80	8	(Z)	(Z)	(Z)
	10,000 TO 19,999 POUNDS.	52	17	65	60	22	(Z)	-	-
	20,000 TO 29,999 POUNDS.	2 065	642	54	53	939	21	7	1
	30,000 TO 59,999 POUNDS.	81	81	54	64	-	-	10	2
	60,000 TO 89,999 POUNDS.	139	108	57	51	7	(Z)	4	1
	90,000 POUNDS AND OVER	180	68	66	67	-	-	-	-
	SHIPMENT WEIGHT UNKNOWN.	178	78	77	77	6	(Z)	13	2
28995	WATER TREATING COMPOUNDS	438	140	44	48	141	4	31	4
	UNDER 500 POUNDS.	11	(Z)	78	76	11	(Z)	(Z)	(Z)
	500 TO 999 POUNDS.	11	(Z)	63	43	10	(Z)	-	-
	1,000 TO 4,999 POUNDS.	109	4	77	46	106	3	(Z)	(Z)
	5,000 TO 9,999 POUNDS.	5	1	73	46	2	(Z)	2	(Z)
	10,000 TO 19,999 POUNDS.	7	3	29	32	-	-	-	-
	20,000 TO 29,999 POUNDS.	14	2	91	68	-	-	12	1
	30,000 TO 59,999 POUNDS.	101	50	9	11	3	(Z)	4	1
	60,000 TO 89,999 POUNDS.	3	(Z)	100	100	3	(Z)	-	-
	90,000 POUNDS AND OVER	178	78	77	77	6	(Z)	13	2
	SHIPMENT WEIGHT UNKNOWN.	178	78	77	77	6	(Z)	13	2
28996	BLACKS	2 277	1 239	25	13	172	7	158	23
	UNDER 500 POUNDS.	(Z)	(Z)	80	78	(Z)	(Z)	(Z)	(Z)
	500 TO 999 POUNDS.	(Z)	(Z)	44	47	(Z)	(Z)	-	-
	1,000 TO 4,999 POUNDS.	1	1	26	35	(Z)	(Z)	(Z)	(Z)
	5,000 TO 9,999 POUNDS.	2	1	30	27	(Z)	(Z)	-	-
	10,000 TO 19,999 POUNDS.	7	3	45	30	3	(Z)	-	-
	20,000 TO 29,999 POUNDS.	18	10	52	25	2	(Z)	-	-
	30,000 TO 59,999 POUNDS.	286	205	27	14	20	1	31	4
	60,000 TO 89,999 POUNDS.	262	170	16	17	35	1	19	3
	90,000 POUNDS AND OVER	1 655	812	34	19	107	3	105	15
	SHIPMENT WEIGHT UNKNOWN.	46	37	82	69	4	(Z)	2	(Z)
28999	CHEMICAL PRODUCTS, NEC, EXC. SEALANTS.	5 253	1 804	23	19	2 796	118	275	40
	UNDER 500 POUNDS.	43	20	43	39	9	(Z)	3	(Z)
	500 TO 999 POUNDS.	38	14	28	18	16	1	4	1
	1,000 TO 4,999 POUNDS.	237	74	19	17	87	4	33	5
	5,000 TO 9,999 POUNDS.	136	43	29	28	49	2	19	3
	10,000 TO 19,999 POUNDS.	315	64	31	29	175	6	38	5
	20,000 TO 29,999 POUNDS.	186	69	44	38	46	2	36	5
	30,000 TO 59,999 POUNDS.	722	326	18	28	258	13	40	7
	60,000 TO 89,999 POUNDS.	75	49	60	72	8	(Z)	10	1
	90,000 POUNDS AND OVER	776	352	36	31	307	4	36	4
	SHIPMENT WEIGHT UNKNOWN.	2 725	793	43	41	1 840	86	56	9
29	PETROLEUM AND COAL PRODUCTS.	1 032 090	220 056	11	12	577 623	13 162	104 372	14 644
	UNDER 500 POUNDS.	302	36	74	34	242	3	15	2
	500 TO 999 POUNDS.	179	34	17	24	102	2	21	3
	1,000 TO 4,999 POUNDS.	1 418	209	31	19	911	22	175	24
	5,000 TO 9,999 POUNDS.	1 849	286	24	34	1 118	26	225	30
	10,000 TO 19,999 POUNDS.	5 363	669	28	38	3 829	80	430	61
	20,000 TO 29,999 POUNDS.	6 587	829	25	54	4 603	111	555	79
	30,000 TO 59,999 POUNDS.	87 552	12 347	18	27	56 409	1 752	11 634	1 610
	60,000 TO 89,999 POUNDS.	34 186	9 109	69	77	11 009	453	5 630	807
	90,000 POUNDS AND OVER	422 733	119 813	14	15	225 597	4 915	45 807	6 367
	SHIPMENT WEIGHT UNKNOWN.	471 921	76 723	9	10	273 803	5 797	39 880	5 662
291	PRODUCTS OF PETROLEUM REFINING	845 178	200 910	12	13	431 829	9 910	93 199	12 624
	UNDER 500 POUNDS.	251	26	82	46	210	2	9	1
	500 TO 999 POUNDS.	151	26	106	50	24	1	15	2
	1,000 TO 4,999 POUNDS.	820	101	51	29	572	15	97	12
	5,000 TO 9,999 POUNDS.	849	136	37	48	510	13	75	10
	10,000 TO 19,999 POUNDS.	1 939	405	22	49	1 038	29	250	33
	20,000 TO 29,999 POUNDS.	3 300	597	35	64	1 976	73	347	48
	30,000 TO 59,999 POUNDS.	70 291	10 042	20	30	46 425	1 501	9 123	1 238
	60,000 TO 89,999 POUNDS.	30 360	8 389	72	78	9 345	405	4 723	652
	90,000 POUNDS AND OVER	358 946	110 915	15	16	176 375	3 336	44 625	5 939
	SHIPMENT WEIGHT UNKNOWN.	378 316	70 274	10	12	195 327	4 535	33 934	4 689
2911	PETROLEUM REFINING PRODUCTS.	816 821	196 223	12	13	415 136	9 554	91 287	12 355
	UNDER 500 POUNDS.	297	29	82	46	251	2	9	1
	500 TO 999 POUNDS.	111	26	25	32	52	1	16	2
	1,000 TO 4,999 POUNDS.	827	101	51	29	578	15	97	12
	5,000 TO 9,999 POUNDS.	830	135	38	48	495	13	70	9
	10,000 TO 19,999 POUNDS.	1 939	402	22	49	1 043	29	250	33
	20,000 TO 29,999 POUNDS.	3 241	594	35	64	1 924	72	343	48
	30,000 TO 59,999 POUNDS.	68 076	9 818	21	31	44 771	1 428	8 769	1 190
	60,000 TO 89,999 POUNDS.	30 155	8 347	72	78	9 214	401	4 721	651
	90,000 POUNDS AND OVER	346 462	107 500	16	17	170 461	3 212	43 902	5 858
	SHIPMENT WEIGHT UNKNOWN.	364 883	69 272	10	12	186 346	4 383	33 110	4 551



TONS (THOUSANDS) AND TON-MILES (MILLIONS) BY DISTANCE OF SHIPMENT--CON.

200 TO 299 MILES		300 TO 499 MILES		500 TO 999 MILES		1,000 TO 1,499 MILES		1,500 MILES AND OVER		MILEAGE UNKNOWN	TCC CODE AND WT.
TONS	TON-MILES	TONS	TON-MILES	TONS	TON-MILES	TONS	TON-MILES	TONS	TON-MILES	TONS	
336	86	505	193	440	337	271	371	34	67	136	2899 UK
802	184	1 762	675	1 438	906	2	3	-	-	70	28991
(Z)	(Z)	-	-	-	-	-	-	-	-	-	0-.5
-	-	-	-	1	1	-	-	-	-	-	.5-1
9	2	-	-	378	230	-	-	-	-	-	1-5
31	7	34	12	24	15	-	-	-	-	-	5-10
-	-	-	-	245	15	-	-	-	-	-	10-20
403	90	1 065	407	745	483	-	-	-	-	-	20-30
169	34	345	141	-	-	-	-	-	-	-	30-60
-	-	171	61	184	108	-	-	-	-	-	60-90
190	50	146	53	106	69	2	3	-	-	-	90+
-	-	-	-	-	-	-	-	-	-	70	UK
94	24	1 019	395	338	257	23	29	104	220	1	28994
(Z)	(Z)	1	(Z)	(Z)	(Z)	(Z)	(Z)	(Z)	(Z)	-	0-.5
(Z)	(Z)	(Z)	(Z)	(Z)	(Z)	-	-	-	-	-	.5-1
1	(Z)	4	1	3	2	(Z)	1	(Z)	1	-	1-5
-	-	2	1	4	3	1	1	-	-	-	5-10
3	1	6	2	24	14	(Z)	(Z)	2	3	-	10-20
9	3	11	4	4	3	2	2	3	5	-	20-30
80	20	800	312	156	120	13	18	70	150	-	30-60
-	-	11	4	38	28	2	2	20	45	-	60-90
-	-	4	1	109	86	4	4	10	16	-	90+
-	-	179	68	(Z)	(Z)	-	-	-	-	1	UK
39	9	125	52	91	64	4	4	1	3	5	28995
(Z)	(Z)	(Z)	(Z)	(Z)	(Z)	(Z)	(Z)	(Z)	(Z)	-	0-.5
(Z)	(Z)	(Z)	(Z)	(Z)	(Z)	-	-	(Z)	(Z)	-	.5-1
(Z)	(Z)	1	1	1	(Z)	(Z)	(Z)	-	-	-	1-5
1	(Z)	(Z)	(Z)	1	(Z)	(Z)	(Z)	-	-	-	5-10
3	1	-	-	3	2	(Z)	(Z)	-	-	-	10-20
-	-	-	-	1	1	-	-	-	-	-	20-30
24	6	25	11	45	33	-	-	-	-	-	30-60
-	-	-	-	-	-	-	-	-	-	-	60-90
10	2	98	40	40	27	3	4	1	3	5	UK
703	172	280	113	589	450	326	392	47	84	(Z)	28996
(Z)	(Z)	(Z)	(Z)	(Z)	(Z)	(Z)	(Z)	-	-	-	0-.5
(Z)	(Z)	(Z)	(Z)	(Z)	(Z)	(Z)	(Z)	-	-	-	.5-1
(Z)	(Z)	(Z)	(Z)	1	1	(Z)	(Z)	(Z)	(Z)	-	1-5
1	(Z)	(Z)	(Z)	1	(Z)	(Z)	(Z)	-	-	(Z)	5-10
(Z)	(Z)	1	(Z)	2	2	(Z)	(Z)	-	-	-	10-20
1	(Z)	3	1	8	6	3	3	-	-	-	20-30
15	4	39	15	105	86	68	82	8	12	-	30-60
27	6	32	13	81	61	55	63	12	22	-	60-90
652	159	193	80	384	289	198	240	16	26	-	90+
7	2	12	4	8	5	2	2	11	24	(Z)	UK
345	86	427	169	777	591	503	656	69	145	60	28999
4	1	16	6	5	4	4	5	2	4	-	0-.5
2	(Z)	6	2	7	5	2	2	1	2	-	.5-1
34	8	27	11	46	33	9	11	2	3	-	1-5
21	5	24	10	13	9	9	13	(Z)	1	-	5-10
39	10	30	12	26	19	3	3	5	9	-	10-20
9	2	42	16	43	26	7	9	3	8	-	20-30
76	18	123	48	134	100	59	69	31	71	-	30-60
-	-	10	4	21	16	26	28	-	-	-	60-90
31	9	80	32	197	142	121	153	4	7	-	90+
129	32	70	27	286	236	264	362	21	40	60	UK
86 473	20 933	77 885	30 067	77 648	59 314	76 465	52 432	13 879	29 504	17 745	29
10	3	13	5	14	9	3	3	5	11	(Z)	0-.5
13	3	23	9	17	11	2	2	7	5	-	.5-1
137	33	75	28	92	60	20	25	16	16	-	1-5
126	30	269	104	86	57	11	14	14	26	-	5-10
360	92	251	99	444	269	33	40	16	28	-	10-20
352	85	870	385	251	137	17	20	7	12	-	20-30
6 662	1 642	8 943	3 445	2 595	1 754	813	1 050	496	1 094	-	30-60
3 668	899	8 366	3 234	5 245	3 381	183	240	46	97	-	60-90
42 250	10 181	33 880	13 353	36 256	30 228	27 949	35 076	10 008	19 694	-	987 90+
32 894	7 965	25 197	9 407	32 716	23 408	47 434	15 962	3 277	8 522	16 720	UK
78 257	18 884	63 976	24 773	73 803	56 370	74 812	50 429	12 999	27 920	16 303	291
6	2	10	4	8	5	1	2	5	10	(Z)	0-.5
7	1	17	6	15	9	1	1	2	5	-	.5-1
72	17	29	12	41	25	2	2	8	17	-	1-5
72	16	132	50	52	36	8	10	1	1	-	5-10
89	22	151	61	383	223	22	28	5	10	-	10-20
134	32	689	319	146	113	5	7	3	4	-	20-30
4 091	1 000	7 296	2 876	2 168	1 483	779	1 012	410	933	-	30-60
3 563	876	7 395	2 894	5 103	3 288	164	218	27	57	-	60-90
37 952	9 106	27 965	11 168	34 879	29 309	26 915	33 817	9 226	18 240	1 010	90+
32 271	7 811	20 292	7 384	31 009	21 880	46 914	15 332	3 313	8 643	15 255	UK
76 541	18 471	62 003	23 971	70 716	54 175	74 348	49 883	12 942	27 814	13 848	2911
8	2	12	4	9	6	1	2	5	11	(Z)	0-.5
9	2	19	7	12	7	1	1	2	5	-	.5-1
72	17	29	12	41	25	2	2	8	17	-	1-5
72	16	132	50	52	36	8	10	1	1	-	5-10
88	22	151	61	380	221	22	28	5	10	-	10-20
133	32	689	319	145	112	5	7	3	4	-	20-30
4 015	983	7 214	2 844	2 144	1 464	756	983	406	925	-	30-60
3 547	873	7 395	2 894	5 057	3 263	156	208	27	57	-	60-90
36 500	8 754	26 511	10 592	32 229	27 415	26 676	33 527	9 173	18 144	1 010	90+
32 097	7 770	19 850	7 188	30 647	21 626	46 721	15 115	3 312	8 640	12 800	UK

LIBRARY

TABLE 3. SHIPMENTS BY MANUFACTURING ESTABLISHMENTS--COMMODITIES AND WEIGHT OF SHIPMENT BY DISTANCE SHIPPED: 1977--CON.

TCC CODE	COMMODITY AND WEIGHT OF SHIPMENT	ALL SHIPMENTS				TONS (THOUSANDS) AND TON-MILES (MILLIONS) BY DISTANCE OF SHIPMENT			
		TONS (THOU- SANDS) (A)	TON-MILES (MIL- LIONS) (B)	STANDARD ERROR (PERCENT) FOR COLUMNS--		UNDER 100 MILES		100 TO 199 MILES	
				(A)	(B)	TONS	TON- MILES	TONS	TON- MILES
29111	GASOLINE AND JET FUELS . . . . .	420 947	105 458	14	15	221 149	5 155	54 560	7 328
	UNDER 500 POUNDS . . . . .	1	(Z)	56	70	1	(Z)	(Z)	(Z)
	500 TO 999 POUNDS . . . . .	1	(Z)	46	46	1	(Z)	(Z)	(Z)
	1,000 TO 4,999 POUNDS . . . . .	24	2	37	32	19	1	4	1
	5,000 TO 9,999 POUNDS . . . . .	226	52	64	88	89	3	22	3
	10,000 TO 19,999 POUNDS . . . . .	853	213	46	80	416	8	55	8
	20,000 TO 29,999 POUNDS . . . . .	1 469	335	62	90	799	30	62	8
	30,000 TO 59,999 POUNDS . . . . .	25 446	4 564	26	46	14 514	410	2 492	323
	60,000 TO 89,999 POUNDS . . . . .	18 194	5 783	84	87	4 444	277	2 759	370
	90,000 POUNDS AND OVER . . . . .	163 933	47 646	19	20	78 031	1 482	26 396	3 555
	SHIPMENT WEIGHT UNKNOWN . . . . .	210 800	46 862	10	16	122 835	2 946	22 771	3 061
29112	KEROSENE . . . . .	6 057	986	23	31	3 711	133	584	95
	UNDER 500 POUNDS . . . . .	(Z)	(Z)	80	94	(Z)	(Z)	-	-
	500 TO 999 POUNDS . . . . .	7	4	100	100	-	-	-	-
	1,000 TO 4,999 POUNDS . . . . .	6	(Z)	54	72	4	(Z)	2	(Z)
	5,000 TO 9,999 POUNDS . . . . .	6	(Z)	52	46	5	(Z)	1	(Z)
	10,000 TO 19,999 POUNDS . . . . .	36	1	53	57	29	1	7	1
	20,000 TO 29,999 POUNDS . . . . .	39	2	47	53	39	2	-	-
	30,000 TO 59,999 POUNDS . . . . .	105	4	30	35	99	4	7	1
	60,000 TO 89,999 POUNDS . . . . .	89	23	89	100	15	1	-	-
	90,000 POUNDS AND OVER . . . . .	3 275	728	41	40	2 438	104	500	82
	SHIPMENT WEIGHT UNKNOWN . . . . .	2 494	223	12	62	1 082	22	68	11
29113	DISTILLATE FUEL OIL . . . . .	213 553	50 650	15	18	93 411	2 125	22 299	2 971
	UNDER 500 POUNDS . . . . .	1	(Z)	65	87	(Z)	(Z)	-	-
	500 TO 999 POUNDS . . . . .	1	1	20	24	(Z)	(Z)	-	-
	1,000 TO 4,999 POUNDS . . . . .	278	10	94	84	248	6	28	3
	5,000 TO 9,999 POUNDS . . . . .	61	4	55	84	57	1	-	-
	10,000 TO 19,999 POUNDS . . . . .	234	25	24	44	179	3	22	4
	20,000 TO 29,999 POUNDS . . . . .	459	89	30	57	325	10	40	5
	30,000 TO 59,999 POUNDS . . . . .	14 354	1 718	23	46	10 622	373	1 143	150
	60,000 TO 89,999 POUNDS . . . . .	9 082	1 857	48	63	3 895	86	793	100
	90,000 POUNDS AND OVER . . . . .	88 929	34 901	21	26	40 264	659	12 464	1 607
	SHIPMENT WEIGHT UNKNOWN . . . . .	100 154	12 046	14	11	37 820	986	7 810	1 103
29114	PETROLEUM LUBRICATING AND SIMILAR OILS	11 252	4 237	17	14	3 389	91	826	125
	UNDER 500 POUNDS . . . . .	37	6	24	27	27	1	4	1
	500 TO 999 POUNDS . . . . .	48	7	24	35	36	1	4	1
	1,000 TO 4,999 POUNDS . . . . .	258	39	18	25	138	3	46	6
	5,000 TO 9,999 POUNDS . . . . .	179	39	17	26	54	1	35	6
	10,000 TO 19,999 POUNDS . . . . .	330	62	20	14	189	6	37	6
	20,000 TO 29,999 POUNDS . . . . .	381	96	20	18	65	2	80	12
	30,000 TO 59,999 POUNDS . . . . .	2 428	546	33	10	1 089	34	341	50
	60,000 TO 89,999 POUNDS . . . . .	378	151	30	29	121	2	-	-
	90,000 POUNDS AND OVER . . . . .	4 527	1 776	33	31	927	30	-	-
	SHIPMENT WEIGHT UNKNOWN . . . . .	2 685	1 515	14	27	742	11	278	45
29115	PETROLEUM LUBRICATING GREASES . . . . .	667	235	22	20	208	6	54	8
	UNDER 500 POUNDS . . . . .	41	19	64	75	11	1	4	1
	500 TO 999 POUNDS . . . . .	22	7	36	46	4	(Z)	7	1
	1,000 TO 4,999 POUNDS . . . . .	44	17	36	25	6	(Z)	4	1
	5,000 TO 9,999 POUNDS . . . . .	25	7	36	55	7	(Z)	5	1
	10,000 TO 19,999 POUNDS . . . . .	64	20	46	58	28	1	10	1
	20,000 TO 29,999 POUNDS . . . . .	37	10	60	50	27	1	-	-
	30,000 TO 59,999 POUNDS . . . . .	122	28	22	50	39	2	24	3
	60,000 TO 89,999 POUNDS . . . . .	2	1	55	87	2	(Z)	-	-
	90,000 POUNDS AND OVER . . . . .	6	7	100	100	-	-	-	-
	SHIPMENT WEIGHT UNKNOWN . . . . .	303	118	36	38	84	(Z)	1	(Z)
29116	ASPHALT PITCHES AND TARS FROM PETROLEUM	40 901	5 336	33	36	27 985	997	5 432	780
	UNDER 500 POUNDS . . . . .	1	(Z)	86	80	1	(Z)	-	-
	500 TO 999 POUNDS . . . . .	14	2	70	83	6	(Z)	2	(Z)
	1,000 TO 4,999 POUNDS . . . . .	133	17	51	71	111	3	7	1
	5,000 TO 9,999 POUNDS . . . . .	314	31	83	79	277	7	1	(Z)
	10,000 TO 19,999 POUNDS . . . . .	249	59	39	58	92	4	72	8
	20,000 TO 29,999 POUNDS . . . . .	685	39	39	59	598	25	87	13
	30,000 TO 59,999 POUNDS . . . . .	14 339	1 927	25	32	9 774	314	3 118	439
	60,000 TO 89,999 POUNDS . . . . .	933	145	37	34	209	6	584	92
	90,000 POUNDS AND OVER . . . . .	19 760	2 681	57	51	14 908	564	786	108
	SHIPMENT WEIGHT UNKNOWN . . . . .	4 473	455	43	52	2 008	73	775	118
29117	PETROLEUM RESIDUAL FUEL OILS	93 315	21 700	13	29	49 413	775	6 140	841
	UNDER 500 POUNDS . . . . .	209	1	100	100	209	1	-	-
	500 TO 999 POUNDS . . . . .	3	1	96	98	-	-	1	(Z)
	1,000 TO 4,999 POUNDS . . . . .	9	9	100	100	28	1	-	-
	5,000 TO 9,999 POUNDS . . . . .	1	(Z)	55	63	-	-	1	(Z)
	10,000 TO 19,999 POUNDS . . . . .	24	7	60	99	20	(Z)	-	-
	20,000 TO 29,999 POUNDS . . . . .	19	6	61	95	12	(Z)	-	-
	30,000 TO 59,999 POUNDS . . . . .	7 971	494	29	35	6 473	234	1 326	183
	60,000 TO 89,999 POUNDS . . . . .	1 003	134	26	26	402	27	561	86
	90,000 POUNDS AND OVER . . . . .	50 892	15 245	18	28	27 445	301	2 996	378
	SHIPMENT WEIGHT UNKNOWN . . . . .	33 149	5 802	19	51	14 825	211	1 256	193
29119	PETROLEUM REFINING PRODUCTS, NEC	30 128	7 621	19	18	15 872	272	1 393	207
	UNDER 500 POUNDS . . . . .	7	2	26	42	3	(Z)	1	(Z)
	500 TO 999 POUNDS . . . . .	14	3	50	54	3	(Z)	1	(Z)
	1,000 TO 4,999 POUNDS . . . . .	39	6	29	44	24	1	7	1
	5,000 TO 9,999 POUNDS . . . . .	18	3	37	48	6	(Z)	1	1
	10,000 TO 19,999 POUNDS . . . . .	149	15	48	39	91	5	47	9
	20,000 TO 29,999 POUNDS . . . . .	152	17	53	58	58	1	74	9
	30,000 TO 59,999 POUNDS . . . . .	3 311	538	11	20	2 162	59	319	40
	60,000 TO 89,999 POUNDS . . . . .	473	253	40	42	126	2	23	3
	90,000 POUNDS AND OVER . . . . .	15 140	4 536	29	32	6 449	71	761	127
	SHIPMENT WEIGHT UNKNOWN . . . . .	10 825	2 249	31	30	6 949	133	152	19
29121	LIQUEFIED PETROLEUM AND COAL GASES *	28 611	4 719	16	28	16 853	357	1 925	271

TONS (THOUSANDS) AND TON-MILES (MILLIONS) BY DISTANCE OF SHIPMENT--CON.

200 TO 299 MILES		300 TO 499 MILES		500 TO 999 MILES		1,000 TO 1,499 MILES		1,500 MILES AND OVER		MILEAGE UNKNOWN	TCC CODE AND WT.
TONS	TON-MILES	TONS	TON-MILES	TONS	TON-MILES	TONS	TON-MILES	TONS	TON-MILES	TONS	
40 760	9 668	36 401	14 123	41 877	32 005	20 036	25 895	4 470	11 283	1 695	29111
(Z)	(Z)	(Z)	(Z)	(Z)	(Z)	(Z)	(Z)	(Z)	(Z)	-	0-.5
(Z)	(Z)	(Z)	(Z)	(Z)	(Z)	(Z)	(Z)	(Z)	(Z)	-	5-1
1	(Z)	-	-	1	(Z)	-	-	-	-	-	1-5
4	1	105	40	6	5	1	1	-	-	-	5-10
43	10	92	36	238	135	6	9	3	8	-	10-20
-	-	573	274	31	18	3	4	-	-	-	20-30
1 776	432	4 920	1 932	1 341	926	403	541	-	-	-	30-60
1 532	374	5 514	2 230	3 892	2 457	53	75	-	-	-	60-90
16 360	3 752	12 733	5 108	14 836	12 929	13 032	17 097	1 636	3 723	909	90+
21 043	5 098	12 464	4 504	21 532	15 534	6 538	8 168	2 830	7 552	787	UK
108	27	104	33	20	16	261	362	173	320	1 096	29112
-	-	(Z)	(Z)	-	-	-	-	(Z)	(Z)	-	0-.5
-	-	-	-	7	4	-	-	-	-	-	5-1
-	-	-	-	-	-	-	-	(Z)	(Z)	-	1-5
-	-	-	-	-	-	-	-	-	-	-	5-10
-	-	-	-	-	-	-	-	-	-	-	10-20
-	-	-	-	-	-	-	-	-	-	-	20-30
-	-	74	22	-	-	-	-	-	-	-	30-60
-	-	-	-	-	-	-	-	-	-	-	60-90
108	27	30	11	13	12	152	210	173	319	-	90+
-	-	-	-	-	-	109	152	-	-	-	UK
20 322	5 039	11 477	4 194	12 072	9 792	47 858	16 621	5 213	9 908	902	29113
(Z)	(Z)	(Z)	(Z)	1	(Z)	(Z)	(Z)	(Z)	(Z)	-	0-.5
(Z)	(Z)	(Z)	(Z)	1	(Z)	(Z)	(Z)	(Z)	(Z)	-	5-1
(Z)	(Z)	(Z)	(Z)	4	-	-	-	-	-	-	1-5
-	-	17	7	11	3	-	-	-	-	-	5-10
1	(Z)	23	11	70	63	-	-	-	-	-	10-20
658	164	1 474	595	202	117	254	313	3	7	-	20-30
1 831	452	1 605	561	898	627	23	32	-	-	-	30-60
10 110	2 554	3 429	1 194	6 678	6 001	10 692	13 022	5 192	9 863	38	60-90
7 721	1 868	4 929	1 826	4 204	2 970	36 890	3 254	18	38	101	90+
-	-	-	-	-	-	-	-	-	-	763	UK
2 764	666	1 429	577	1 716	1 245	960	1 180	157	354	9	29114
2	(Z)	1	1	1	1	(Z)	(Z)	1	3	-	0-.5
1	(Z)	2	1	2	1	(Z)	(Z)	1	3	-	5-1
42	10	11	4	20	13	1	2	(Z)	1	-	1-5
62	14	19	7	2	1	7	9	1	1	-	5-10
34	9	33	13	30	20	5	6	1	2	-	10-20
117	28	91	33	26	18	2	3	-	-	-	20-30
408	99	315	121	232	167	18	22	24	53	-	30-60
61	15	83	31	85	69	29	34	-	-	-	60-90
1 898	458	654	272	569	394	420	499	60	123	-	90+
139	33	218	92	752	560	478	606	68	168	9	UK
121	32	62	25	179	110	30	34	10	19	3	29115
5	1	9	3	7	5	1	1	4	8	(Z)	0-.5
1	(Z)	10	4	(Z)	(Z)	(Z)	(Z)	1	2	-	5-1
10	3	17	7	4	3	(Z)	(Z)	2	3	-	1-5
4	1	4	2	4	3	(Z)	(Z)	-	-	-	5-10
5	1	4	2	12	8	6	7	-	-	-	10-20
-	-	(Z)	(Z)	7	5	-	-	3	4	-	20-30
41	10	11	4	2	1	6	7	-	-	-	30-60
-	-	-	-	1	1	-	-	-	-	-	60-90
-	-	-	-	-	-	6	7	-	-	-	90+
55	16	7	3	141	85	11	11	1	2	2	UK
1 522	359	3 499	1 213	270	182	906	972	364	833	923	29116
-	-	-	-	(Z)	(Z)	(Z)	(Z)	-	-	-	0-.5
(Z)	(Z)	5	2	(Z)	(Z)	-	-	(Z)	(Z)	-	5-1
10	3	(Z)	(Z)	(Z)	(Z)	-	-	4	11	-	1-5
-	-	-	-	36	24	-	-	-	-	-	5-10
1	(Z)	-	-	84	47	-	-	-	-	-	10-20
(Z)	(Z)	-	-	-	-	-	-	-	-	-	20-30
814	193	175	67	69	58	31	37	357	817	-	30-60
83	21	52	21	1	1	4	4	-	-	-	60-90
573	132	2 561	880	58	41	871	931	3	5	-	90+
40	9	706	243	22	12	(Z)	(Z)	-	-	923	UK
8 233	2 027	4 674	1 939	11 329	8 426	2 836	3 067	2 297	4 624	8 393	29117
-	-	-	-	-	-	-	-	-	-	-	0-.5
-	-	-	-	2	1	-	-	-	-	-	5-1
-	-	-	-	15	8	-	-	-	-	-	1-5
-	-	(Z)	(Z)	-	-	-	-	-	-	-	5-10
-	-	-	-	-	-	5	6	-	-	-	10-20
-	-	-	-	8	6	-	-	-	-	-	20-30
19	5	85	30	69	43	-	-	-	-	-	30-60
5	1	26	12	9	7	-	-	-	-	-	60-90
6 076	1 500	3 471	1 517	8 123	6 642	698	844	2 083	4 064	-	90+
2 133	522	1 092	380	3 103	1 720	2 133	2 217	214	560	8 393	UK
2 711	653	4 357	1 867	3 252	2 398	1 460	1 750	258	475	827	29119
1	(Z)	1	(Z)	(Z)	(Z)	(Z)	(Z)	(Z)	1	-	0-.5
8	2	1	(Z)	(Z)	(Z)	(Z)	(Z)	-	-	-	5-1
6	1	1	(Z)	(Z)	(Z)	(Z)	(Z)	1	2	-	1-5
2	1	3	(Z)	(Z)	(Z)	-	-	-	-	-	5-10
5	1	6	2	(Z)	(Z)	-	-	-	-	-	10-20
15	4	1	(Z)	4	3	-	-	-	-	-	20-30
300	80	233	95	229	152	46	63	23	49	-	30-60
36	9	42	17	172	101	47	63	27	57	-	60-90
1 482	358	3 665	1 621	1 953	1 395	806	917	25	47	-	90+
857	197	404	129	893	745	562	706	181	320	827	UK
1 741	420	1 991	809	3 092	2 202	468	551	59	109	2 483	29121

DONOR OF THE OLDSUS LIBRARY



TABLE 3. SHIPMENTS BY MANUFACTURING ESTABLISHMENTS--COMMODITIES AND WEIGHT OF SHIPMENT BY DISTANCE SHIPPED: 1977--CON.

TCC CODE	COMMODITY AND WEIGHT OF SHIPMENT	ALL SHIPMENTS				TONS (THOUSANDS) AND TON-MILES (MILLIONS) BY DISTANCE OF SHIPMENT			
		TONS (THOU- SANDS) (A)	TON-HILES (HIL- LIONS) (B)	STANDARD ERROR (PERCENT) FOR COLUMNS--		UNDER 100 HILES		100 TO 199 HILES	
				(A)	(B)	TONS	TON- MILES	TONS	TON- MILES
29121	LIQUEFIED PETROLEUM AND COAL GASES *								
	UNDER 500 POUNDS . . . . .	(Z)	(Z)	76	99	(Z)	(Z)	-	-
	500 TO 999 POUNDS . . . . .	3	2	74	75	(Z)	-	-	-
	1,000 TO 4,999 POUNDS . . . . .	(Z)	(Z)	100	100	(Z)	-	-	-
	5,000 TO 9,999 POUNDS . . . . .	19	1	43	66	14	5	1	1
	10,000 TO 19,999 POUNDS . . . . .	14	3	37	66	10	(Z)	-	-
	20,000 TO 29,999 POUNDS . . . . .	58	3	24	31	52	1	4	(Z)
	30,000 TO 59,999 POUNDS . . . . .	2 213	224	17	15	1 650	73	355	48
	60,000 TO 89,999 POUNDS . . . . .	171	25	24	45	132	4	2	(Z)
	90,000 POUNDS AND OVER . . . . .	12 572	3 429	24	36	5 980	126	724	82
	SHIPMENT WEIGHT UNKNOWN . . . . .	13 559	1 032	25	18	9 014	152	834	140
295	ASPHALT PAVING AND ROOFING MATERIALS . . . . .	117 385	7 236	14	26	99 695	1 977	7 360	1 184
	UNDER 500 POUNDS . . . . .	19	2	42	19	13	(Z)	3	(Z)
	500 TO 999 POUNDS . . . . .	26	3	22	19	16	(Z)	4	1
	1,000 TO 4,999 POUNDS . . . . .	412	55	31	13	253	5	55	8
	5,000 TO 9,999 POUNDS . . . . .	670	67	24	18	438	7	120	15
	10,000 TO 19,999 POUNDS . . . . .	3 055	192	46	19	2 628	47	152	23
	20,000 TO 29,999 POUNDS . . . . .	3 236	214	39	27	2 625	39	197	28
	30,000 TO 59,999 POUNDS . . . . .	13 047	1 472	25	12	8 154	179	2 226	332
	60,000 TO 89,999 POUNDS . . . . .	2 034	225	35	27	1 505	37	207	30
	90,000 POUNDS AND OVER . . . . .	27 842	1 413	42	32	25 927	653	406	56
	SHIPMENT WEIGHT UNKNOWN . . . . .	67 043	3 593	21	47	58 135	1 009	3 991	690
29511	ASPHALT PAVING BLOCKS AND MIXTURES *	119 041	4 084	16	38	112 306	2 249	3 241	543
	UNDER 500 POUNDS . . . . .	5	1	44	46	4	(Z)	(Z)	(Z)
	500 TO 999 POUNDS . . . . .	9	1	41	39	5	(Z)	1	(Z)
	1,000 TO 4,999 POUNDS . . . . .	210	16	57	36	185	3	4	(Z)
	5,000 TO 9,999 POUNDS . . . . .	389	11	38	39	333	2	49	6
	10,000 TO 19,999 POUNDS . . . . .	2 854	74	54	40	2 502	74	11	2
	20,000 TO 29,999 POUNDS . . . . .	2 597	29	49	67	2 592	27	3	(Z)
	30,000 TO 59,999 POUNDS . . . . .	7 022	182	45	35	6 732	97	21	3
	60,000 TO 89,999 POUNDS . . . . .	1 684	115	44	54	1 409	31	162	23
	90,000 POUNDS AND OVER . . . . .	31 690	1 034	43	45	30 826	740	134	17
	SHIPMENT WEIGHT UNKNOWN . . . . .	72 881	2 622	22	56	67 717	1 314	2 857	492
2952	ASPHALT FELTS AND COATINGS . . . . .	10 934	2 355	32	42	3 569	129	2 883	426
	UNDER 500 POUNDS . . . . .	14	2	44	22	9	(Z)	2	(Z)
	500 TO 999 POUNDS . . . . .	18	2	31	18	11	(Z)	3	1
	1,000 TO 4,999 POUNDS . . . . .	211	37	29	15	83	3	48	7
	5,000 TO 9,999 POUNDS . . . . .	310	56	19	21	131	5	74	10
	10,000 TO 19,999 POUNDS . . . . .	687	114	16	20	337	9	131	20
	20,000 TO 29,999 POUNDS . . . . .	1 017	216	20	31	333	14	190	27
	30,000 TO 59,999 POUNDS . . . . .	6 614	1 237	15	14	2 193	89	2 088	310
	60,000 TO 89,999 POUNDS . . . . .	266	106	25	28	14	1	41	7
	90,000 POUNDS AND OVER . . . . .	1 252	511	18	18	82	4	295	42
	SHIPMENT WEIGHT UNKNOWN . . . . .	544	74	88	99	376	3	9	1
29522	ASPHALT AND TAR CEMENTS AND COATINGS . . . . .	737	178	22	23	257	10	156	23
	UNDER 500 POUNDS . . . . .	7	1	60	32	4	(Z)	1	(Z)
	500 TO 999 POUNDS . . . . .	12	1	42	23	7	(Z)	2	(Z)
	1,000 TO 4,999 POUNDS . . . . .	73	13	31	23	29	1	12	2
	5,000 TO 9,999 POUNDS . . . . .	80	21	47	46	32	1	14	2
	10,000 TO 19,999 POUNDS . . . . .	92	24	42	36	15	1	22	3
	20,000 TO 29,999 POUNDS . . . . .	45	10	45	43	2	(Z)	23	4
	30,000 TO 59,999 POUNDS . . . . .	384	95	29	23	155	7	81	12
	60,000 TO 89,999 POUNDS . . . . .	22	5	71	91	8	(Z)	-	-
	90,000 POUNDS AND OVER . . . . .	8	3	100	100	-	-	-	-
	SHIPMENT WEIGHT UNKNOWN . . . . .	15	5	82	99	3	(Z)	1	(Z)
29523	ASPHALT SHEATHINGS, SHINGLES, AND SIDINGS . . . . .	7 864	1 446	19	16	2 781	99	2 254	330
	UNDER 500 POUNDS . . . . .	1	(Z)	61	65	(Z)	(Z)	1	(Z)
	500 TO 999 POUNDS . . . . .	2	(Z)	67	70	1	(Z)	1	(Z)
	1,000 TO 4,999 POUNDS . . . . .	23	2	81	39	17	(Z)	4	(Z)
	5,000 TO 9,999 POUNDS . . . . .	78	7	29	33	37	1	31	4
	10,000 TO 19,999 POUNDS . . . . .	344	47	20	25	208	4	62	10
	20,000 TO 29,999 POUNDS . . . . .	813	166	23	41	289	13	129	18
	30,000 TO 59,999 POUNDS . . . . .	5 513	963	17	16	1 808	76	1 881	277
	60,000 TO 89,999 POUNDS . . . . .	108	36	43	44	5	(Z)	21	4
	90,000 POUNDS AND OVER . . . . .	621	222	31	36	59	4	121	16
	SHIPMENT WEIGHT UNKNOWN . . . . .	361	2	100	96	357	2	4	1
29529	ASPHALT FELTS AND COATINGS, NEC. . . . .	268	175	27	30	1	(Z)	11	2
	500 TO 999 POUNDS . . . . .	1	(Z)	100	100	1	(Z)	-	-
	30,000 TO 59,999 POUNDS . . . . .	6	4	100	100	-	-	-	-
	60,000 TO 89,999 POUNDS . . . . .	34	10	55	64	-	-	11	2
	90,000 POUNDS AND OVER . . . . .	220	160	32	33	-	-	-	-
	SHIPMENT WEIGHT UNKNOWN . . . . .	7	(Z)	-	100	(Z)	(Z)	-	-
2991	MISCELLANEOUS PETROLEUM AND COAL PRODUCTS *	66 996	11 436	17	19	44 091	857	5 861	974
	UNDER 500 POUNDS . . . . .	17	6	33	45	6	(Z)	3	(Z)
	500 TO 999 POUNDS . . . . .	30	5	48	42	19	1	18	(Z)
	1,000 TO 4,999 POUNDS . . . . .	158	37	47	34	77	3	18	3
	5,000 TO 9,999 POUNDS . . . . .	182	49	46	28	92	3	34	5
	10,000 TO 19,999 POUNDS . . . . .	128	35	35	37	32	1	20	4
	20,000 TO 29,999 POUNDS . . . . .	70	18	60	73	29	(Z)	8	1
	30,000 TO 59,999 POUNDS . . . . .	2 439	346	27	20	1 700	69	276	39
	60,000 TO 89,999 POUNDS . . . . .	767	161	58	54	394	20	160	26
	90,000 POUNDS AND OVER . . . . .	30 992	6 481	30	27	18 713	494	3 454	626
	SHIPMENT WEIGHT UNKNOWN . . . . .	32 212	4 298	19	26	23 030	266	1 886	269
29911	COAL AND COKE BRIQUETTES, ANTHRACITE CULM. . . . .	761	212	23	32	87	6	51	7
	UNDER 500 POUNDS . . . . .	(Z)	(Z)	100	100	-	-	-	-
	1,000 TO 4,999 POUNDS . . . . .	(Z)	(Z)	89	73	(Z)	(Z)	(Z)	(Z)
	10,000 TO 19,999 POUNDS . . . . .	1	(Z)	100	100	(Z)	(Z)	(Z)	(Z)
	20,000 TO 29,999 POUNDS . . . . .	4	1	100	100	1	(Z)	3	(Z)
	30,000 TO 59,999 POUNDS . . . . .	56	13	56	48	7	(Z)	21	3

TONS (THOUSANDS) AND TON-MILES (MILLIONS) BY OISTANCE OF SHIPMENT--CON.

200 TO 299 MILES		300 TO 499 MILES		500 TO 999 MILES		1,000 TO 1,499 MILES		1,500 MILES AND OVER		MILEAGE UNKNOWN	TCC CODE AND WT.
TONS	TON-MILES	TONS	TON-MILES	TONS	TON-MILES	TONS	TON-MILES	TONS	TON-MILES	TONS	
-	-	-	-	-	-	(Z)	(Z)	(Z)	(Z)	-	29121
(Z)	(Z)	-	-	2	2	(Z)	(Z)	(Z)	(Z)	-	0-.5
-	-	-	-	(Z)	(Z)	-	-	-	-	-	.5-1
-	-	-	-	-	-	-	-	-	-	-	1-5
1	(Z)	-	-	3	2	-	-	-	-	-	5-10
1	(Z)	-	-	1	1	-	-	-	-	-	10-20
76	17	82	32	24	18	23	29	4	7	-	20-30
15	3	-	-	13	8	9	10	-	-	-	30-60
1 454	353	1 465	580	2 656	1 898	239	292	54	99	-	60-90
193	46	444	197	393	273	196	220	1	3	2 483	90+ UK
3 118	749	5 926	2 351	930	592	163	194	111	190	82	295
2	(Z)	1	1	(Z)	(Z)	(Z)	(Z)	(Z)	(Z)	-	0-.5
5	1	(Z)	(Z)	(Z)	(Z)	(Z)	(Z)	(Z)	(Z)	-	.5-1
53	13	31	11	10	6	9	12	(Z)	(Z)	-	1-5
45	11	53	21	11	6	(Z)	1	3	6	-	5-10
122	30	87	33	50	36	5	5	11	17	-	10-20
211	51	147	53	41	26	10	10	4	8	-	20-30
1 590	383	651	242	356	223	7	8	62	105	-	30-60
39	9	172	61	86	61	25	28	-	-	-	60-90
308	79	762	286	333	208	106	130	-	-	-	90+
743	171	4 021	1 643	42	26	-	-	29	54	82	UK
806	193	2 539	1 015	48	31	26	29	15	24	61	29511
1	(Z)	(Z)	(Z)	(Z)	(Z)	(Z)	(Z)	-	-	-	0-.5
2	1	-	-	(Z)	(Z)	-	-	(Z)	(Z)	-	.5-1
6	2	8	3	1	1	6	8	-	-	-	1-5
-	-	7	3	(Z)	(Z)	-	-	-	-	-	5-10
8	2	17	6	1	(Z)	-	-	15	23	-	10-20
(Z)	(Z)	2	1	1	1	-	-	-	-	-	20-30
120	32	144	52	3	2	2	2	(Z)	1	-	30-60
1	(Z)	77	27	17	14	18	20	-	-	-	60-90
109	30	598	234	24	13	-	-	-	-	-	90+
559	126	1 686	690	-	-	-	-	-	-	61	UK
2 252	541	1 176	432	831	526	131	158	83	143	8	2952
1	(Z)	1	(Z)	(Z)	(Z)	(Z)	(Z)	(Z)	(Z)	-	0-.5
3	1	(Z)	(Z)	(Z)	(Z)	(Z)	(Z)	-	-	-	.5-1
48	12	23	8	9	5	2	2	(Z)	(Z)	-	1-5
43	11	46	18	10	6	(Z)	1	3	6	-	5-10
110	27	66	25	42	29	3	3	-	-	-	10-20
262	63	159	57	60	37	9	9	4	8	-	20-30
1 456	348	499	186	310	193	6	7	61	103	-	30-60
35	8	101	36	69	47	6	8	-	-	-	60-90
201	50	262	93	308	194	104	128	-	-	-	90+
93	21	20	7	24	14	-	-	14	26	8	UK
125	30	91	33	91	53	1	2	14	27	1	29522
(Z)	(Z)	1	(Z)	(Z)	(Z)	(Z)	(Z)	(Z)	(Z)	-	0-.5
2	(Z)	(Z)	(Z)	(Z)	(Z)	(Z)	(Z)	-	-	-	.5-1
17	4	10	4	4	2	1	1	(Z)	(Z)	-	1-5
9	2	16	6	5	3	(Z)	1	3	6	-	5-10
32	8	13	4	9	-	-	-	-	-	-	10-20
6	1	13	5	-	-	-	-	-	-	-	20-30
57	13	16	6	65	36	-	-	10	21	-	30-60
-	-	14	5	-	-	-	-	-	-	-	60-90
-	-	8	3	-	-	-	-	-	-	-	90+
1	(Z)	(Z)	(Z)	8	4	-	-	-	-	1	UK
1 716	413	692	255	318	209	58	67	45	73	-	29523
(Z)	(Z)	(Z)	(Z)	(Z)	(Z)	(Z)	(Z)	(Z)	(Z)	-	0-.5
-	-	(Z)	(Z)	(Z)	(Z)	(Z)	(Z)	(Z)	(Z)	-	.5-1
1	(Z)	1	(Z)	1	1	-	-	-	-	-	1-5
6	1	4	2	(Z)	(Z)	-	-	-	-	-	5-10
25	6	22	9	23	15	3	3	-	-	-	10-20
218	52	119	44	49	30	9	9	-	-	-	20-30
1 294	310	339	128	139	91	6	7	45	73	-	30-60
15	3	54	20	14	9	-	-	-	-	-	60-90
157	40	154	53	91	63	39	47	-	-	-	90+
-	-	-	-	-	-	-	-	-	-	-	UK
38	8	13	6	142	88	56	71	-	-	7	29529
-	-	-	-	-	-	-	-	-	-	-	.5-1
-	-	-	-	6	4	-	-	-	-	-	30-60
12	2	-	-	11	6	-	-	-	-	-	60-90
26	5	13	6	125	78	56	71	-	-	-	90+
-	-	-	-	-	-	-	-	-	-	7	UK
4 950	1 217	4 789	1 883	3 579	2 708	1 697	2 030	924	1 766	1 105	2991
1	(Z)	1	(Z)	5	3	1	1	(Z)	1	-	0-.5
2	(Z)	7	2	1	1	(Z)	(Z)	-	-	-	.5-1
15	4	15	5	33	22	(Z)	(Z)	-	-	-	1-5
9	2	17	8	20	12	3	3	8	16	-	5-10
50	12	12	5	8	6	3	4	2	4	-	10-20
7	2	19	7	4	3	3	4	-	-	-	20-30
260	65	90	34	57	37	25	27	31	74	-	30-60
43	9	131	48	18	13	2	3	20	42	-	60-90
3 958	966	1 687	619	1 227	841	1 090	1 305	862	1 630	-	90+
605	157	2 810	1 153	2 206	1 771	570	682	(Z)	(Z)	1 105	UK
175	48	76	34	164	113	-	-	2	4	206	29911
-	-	-	-	(Z)	(Z)	-	-	-	-	-	0-.5
-	-	(Z)	(Z)	-	-	-	-	-	-	-	1-5
(Z)	(Z)	-	-	-	-	-	-	-	-	-	10-20
1	(Z)	-	-	-	-	-	-	-	-	-	20-30
12	3	12	5	3	2	-	-	-	-	-	30-60

UNIVERSITY OF ILLINOIS LIBRARY

TABLE 3. SHIPMENTS BY MANUFACTURING ESTABLISHMENTS--COMMODITIES AND WEIGHT OF SHIPMENT BY DISTANCE SHIPPED: 1977--CON.

TCC CODE	COMMODITY AND WEIGHT OF SHIPMENT	ALL SHIPMENTS				TONS (THOUSANDS) AND TON-MILES (MILLIONS) BY DISTANCE OF SHIPMENT			
		TONS (THOU- SANDS) (A)	TON-MILES (MIL- LIONS) (B)	STANDARD ERROR (PERCENT) FOR COLUMNS--		UNDER 100 MILES		100 TO 199 MILES	
				(A)	(B)	TONS	TON- MILES	TONS	TON- MILES
29911	COAL AND COKE BRIQUETTES, ANTHRACITE CULM.								
	60,000 TO 89,999 POUNDS.	19	10	53	53	-	-	-	-
	90,000 POUNDS AND OVER	330	99	18	23	65	5	26	4
	SHIPMENT WEIGHT UNKNOWN.	351	90	64	76	14	(Z)	-	-
29912	LUBRICANTS AND SIMILAR COMPOUNDS, OTHER THAN PETROLEUM	16 292	3 953	19	32	10 062	132	1 192	180
	UNDER 500 POUNDS.	17	6	33	45	6	(Z)	3	(Z)
	500 TO 999 POUNDS.	30	4	49	42	19	1	2	(Z)
	1,000 TO 4,999 POUNDS.	151	36	48	34	72	3	17	3
	5,000 TO 9,999 POUNDS.	174	46	48	30	91	3	34	5
	10,000 TO 19,999 POUNDS.	107	29	41	43	23	1	20	4
	20,000 TO 29,999 POUNDS.	59	17	79	81	20	(Z)	5	1
	30,000 TO 59,999 POUNDS.	526	97	33	30	281	7	64	9
	60,000 TO 89,999 POUNDS.	106	20	26	35	72	4	7	1
	90,000 POUNDS AND OVER	4 162	1 146	40	41	2 304	46	551	84
	SHIPMENT WEIGHT UNKNOWN.	10 961	2 551	29	48	7 175	68	489	73
29913	PETROLEUM COKE, EXC. BRIQUETTES.	30 151	4 046	34	16	22 937	339	3 139	591
	UNDER 500 POUNDS.	(Z)	(Z)	100	100	-	-	-	-
	5,000 TO 9,999 POUNDS.	7	3	100	100	-	-	-	-
	10,000 TO 19,999 POUNDS.	2	1	100	100	-	-	-	-
	20,000 TO 29,999 POUNDS.	(Z)	(Z)	100	100	(Z)	(Z)	-	-
	30,000 TO 59,999 POUNDS.	841	125	15	14	723	32	49	6
	60,000 TO 89,999 POUNDS.	96	1	67	67	96	1	-	-
	90,000 POUNDS AND OVER	17 327	3 434	47	19	11 739	181	2 661	502
	SHIPMENT WEIGHT UNKNOWN.	11 878	483	51	9	10 379	125	428	83
29914	COKE PRODUCED FROM COAL, EXC. BRIQUETTES	18 281	3 059	29	43	9 695	346	1 479	197
	UNDER 500 POUNDS.	(Z)	(Z)	80	76	-	-	-	-
	1,000 TO 4,999 POUNDS.	1	(Z)	86	94	1	(Z)	1	(Z)
	5,000 TO 9,999 POUNDS.	19	6	53	73	8	(Z)	-	-
	10,000 TO 19,999 POUNDS.	8	(Z)	55	58	8	(Z)	-	-
	20,000 TO 29,999 POUNDS.	897	97	72	72	599	28	141	22
	30,000 TO 59,999 POUNDS.	542	127	79	70	226	16	153	25
	60,000 TO 89,999 POUNDS.	7 793	1 655	58	75	3 392	228	215	36
	90,000 POUNDS AND OVER	9 021	1 175	1	-	5 462	73	970	114
	SHIPMENT WEIGHT UNKNOWN.								
29919	PETROLEUM AND COAL PRODUCTS, NEC	1 510	166	67	61	1 310	35	1	(Z)
	500 TO 999 POUNDS.	1	(Z)	38	44	(Z)	(Z)	(Z)	(Z)
	1,000 TO 4,999 POUNDS.	6	1	56	38	3	(Z)	(Z)	(Z)
	5,000 TO 9,999 POUNDS.	1	(Z)	100	100	1	(Z)	-	-
	10,000 TO 19,999 POUNDS.	119	14	39	44	91	1	-	-
	20,000 TO 29,999 POUNDS.	4	3	100	100	-	-	-	-
	30,000 TO 59,999 POUNDS.	1 379	148	73	69	1 213	34	-	-
	60,000 TO 89,999 POUNDS.	1	(Z)	65	99	1	(Z)	-	-
	90,000 POUNDS AND OVER								
	SHIPMENT WEIGHT UNKNOWN.								
30	RUBBER AND MISCELLANEOUS PLASTICS PRODUCTS	18 978	9 387	19	11	4 262	132	2 331	341
	UNDER 500 POUNDS.	720	325	14	17	273	7	60	9
	500 TO 999 POUNDS.	697	293	18	17	245	7	72	11
	1,000 TO 4,999 POUNDS.	3 226	1 527	17	13	963	29	436	65
	5,000 TO 9,999 POUNDS.	1 848	892	25	18	475	16	255	36
	10,000 TO 19,999 POUNDS.	2 455	1 024	36	23	593	20	415	59
	20,000 TO 29,999 POUNDS.	2 481	1 499	23	15	251	12	324	48
	30,000 TO 59,999 POUNDS.	4 658	2 717	15	19	756	24	425	62
	60,000 TO 89,999 POUNDS.	307	195	32	40	100	1	-	-
	90,000 POUNDS AND OVER	139	108	30	33	-	-	5	1
	SHIPMENT WEIGHT UNKNOWN.	2 445	807	66	21	605	16	338	50
3011	TIRES AND INNER TUBES *	5 067	2 872	45	7	594	19	402	62
	UNDER 500 POUNDS.	25	14	10	10	3	(Z)	4	1
	500 TO 999 POUNDS.	33	7	16	10	4	(Z)	7	1
	1,000 TO 4,999 POUNDS.	228	107	9	7	33	1	39	6
	5,000 TO 9,999 POUNDS.	188	99	8	11	30	1	25	4
	10,000 TO 19,999 POUNDS.	438	190	13	14	133	4	32	5
	20,000 TO 29,999 POUNDS.	1 182	651	13	12	108	5	109	17
	30,000 TO 59,999 POUNDS.	2 150	1 469	8	10	161	6	175	28
	60,000 TO 89,999 POUNDS.	117	101	27	31	24	(Z)	-	-
	90,000 POUNDS AND OVER	74	67	40	42	-	-	-	-
	SHIPMENT WEIGHT UNKNOWN.	632	158	91	9	98	1	10	2
30111	PNEUMATIC TIRES.	4 501	2 616	48	8	458	16	339	53
	UNDER 500 POUNDS.	15	8	5	6	2	(Z)	2	(Z)
	500 TO 999 POUNDS.	24	12	9	9	4	(Z)	4	1
	1,000 TO 4,999 POUNDS.	187	91	7	7	24	1	33	5
	5,000 TO 9,999 POUNDS.	156	88	7	11	24	1	22	3
	10,000 TO 19,999 POUNDS.	376	165	10	13	126	3	27	4
	20,000 TO 29,999 POUNDS.	1 129	619	13	13	107	5	99	16
	30,000 TO 59,999 POUNDS.	1 986	1 396	8	11	141	5	143	23
	60,000 TO 89,999 POUNDS.	67	51	23	26	24	(Z)	-	-
	90,000 POUNDS AND OVER	56	47	46	49	-	-	-	-
	SHIPMENT WEIGHT UNKNOWN.	505	138	94	7	4	(Z)	9	1
30114	INNER TUBES.	130	80	34	39	14	1	8	1
	UNDER 500 POUNDS.	5	3	13	21	1	(Z)	1	(Z)
	500 TO 999 POUNDS.	4	3	17	32	4	(Z)	3	(Z)
	1,000 TO 4,999 POUNDS.	20	7	21	23	4	(Z)	3	(Z)
	5,000 TO 9,999 POUNDS.	6	1	58	72	5	(Z)	-	-
	10,000 TO 19,999 POUNDS.	21	8	39	45	3	(Z)	1	(Z)
	20,000 TO 29,999 POUNDS.	23	21	56	57	(Z)	(Z)	(Z)	(Z)
	30,000 TO 59,999 POUNDS.	33	26	59	56	1	(Z)	2	(Z)
	SHIPMENT WEIGHT UNKNOWN.	18	11	18	20	(Z)	(Z)	(Z)	(Z)
30115	TREAD RUBBER, TIRE SUNDRIES, AND REPAIR MATERIALS.	397	158	28	36	115	1	53	8
	UNDER 500 POUNDS.	3	2	59	63	(Z)	(Z)	1	(Z)
	500 TO 999 POUNDS.	4	1	53	38	(Z)	(Z)	3	(Z)
	1,000 TO 4,999 POUNDS.	18	7	40	49	4	(Z)	2	(Z)
	5,000 TO 9,999 POUNDS.	18	7	60	51	1	(Z)	4	1



TONS (THOUSANDS) AND TON-MILES (MILLIONS) BY DISTANCE OF SHIPMENT--CON.

200 TO 299 MILES		300 TO 499 MILES		500 TO 999 MILES		1,000 TO 1,499 MILES		1,500 MILES AND OVER		MILEAGE UNKNOWN	TCC CODE AND WT.
TONS	TON-MILES	TONS	TON-MILES	TONS	TON-MILES	TONS	TON-MILES	TONS	TON-MILES	TONS	
8	2	7	3	2	1	-	-	2	4	-	29911
154	43	58	27	27	20	-	-	-	-	-	60-90
-	-	-	-	131	89	-	-	-	-	206	UK
547	139	647	239	2 381	1 887	1 135	1 319	32	58	296	29912
1	(Z)	1	(Z)	5	3	1	1	(Z)	1	-	0-.5
1	(Z)	7	2	1	1	(Z)	(Z)	-	-	-	.5-1
14	3	14	5	33	22	(Z)	(Z)	-	-	-	1-5
9	2	10	4	20	12	3	3	8	16	-	5-10
41	10	12	5	7	5	3	4	-	-	-	10-20
7	2	19	7	4	3	3	4	-	-	-	20-30
79	19	56	22	26	18	20	22	-	-	-	30-60
2	1	12	4	12	9	2	3	-	-	-	60-90
242	60	186	68	261	168	594	678	(Z)	(Z)	296	UK
150	41	331	121	2 013	1 646	508	603	(Z)	(Z)	296	UK
299	78	1 135	463	808	553	558	706	673	1 316	602	29913
-	-	-	-	(Z)	(Z)	-	-	-	-	-	0-.5
-	-	7	3	-	-	-	-	-	-	-	5-10
-	-	1	(Z)	1	(Z)	-	-	-	-	-	10-20
-	-	-	-	-	-	-	-	-	-	-	20-30
22	6	13	5	4	2	-	-	31	74	-	30-60
-	-	-	-	-	-	-	-	-	-	-	60-90
277	72	771	293	740	516	496	627	642	1 242	-	UK
-	-	344	161	63	35	62	79	-	-	602	UK
3 910	947	2 921	1 143	62	44	-	-	213	383	-	29914
-	-	(Z)	(Z)	-	-	-	-	-	-	-	0-.5
8	2	-	-	-	-	-	-	2	4	-	1-5
-	-	-	-	-	-	-	-	-	-	-	10-20
132	33	9	3	16	11	-	-	-	-	-	20-30
33	7	113	42	-	-	-	-	17	37	-	30-60
3 282	789	665	227	46	33	-	-	193	342	-	UK
454	117	2 135	871	-	-	-	-	-	-	-	UK
19	5	9	4	164	112	5	5	3	6	(Z)	29919
(Z)	(Z)	-	-	-	-	-	-	-	-	-	.5-1
1	(Z)	1	(Z)	(Z)	(Z)	-	-	-	-	-	1-5
-	-	-	-	-	-	-	-	-	-	-	5-10
15	4	-	-	8	5	5	5	-	-	-	30-60
-	-	-	-	4	3	-	-	-	-	-	60-90
3	1	8	4	152	104	-	-	3	6	-	UK
(Z)	(Z)	-	-	-	-	-	-	-	-	(Z)	UK
1 722	432	3 348	1 343	4 390	3 070	1 185	1 397	1 388	2 670	351	30
69	18	93	37	123	87	49	58	53	110	-	0-.5
81	21	103	40	113	79	28	32	56	103	-	.5-1
388	99	469	187	464	322	213	249	293	576	-	1-5
199	50	410	164	252	170	61	70	195	386	1	5-10
210	53	457	179	582	400	102	121	95	191	-	10-20
270	67	477	195	678	479	220	241	262	457	-	20-30
273	67	996	410	1 503	1 058	371	451	333	644	-	30-60
29	8	46	20	50	54	54	69	27	52	-	60-90
4	1	21	8	80	53	17	21	12	24	-	90+
197	49	277	104	545	375	70	85	62	129	351	UK
310	77	1 047	421	1 732	1 193	314	377	370	722	299	3011
3	1	5	2	6	4	2	2	2	4	-	0-.5
4	1	6	2	7	6	2	3	2	3	-	.5-1
26	6	43	17	67	48	12	15	7	14	-	1-5
19	5	44	18	44	31	10	13	14	29	-	5-10
32	8	94	37	107	75	22	26	19	36	-	10-20
97	24	290	118	457	308	71	81	50	97	-	20-30
108	27	480	194	865	604	131	161	230	450	-	30-60
2	(Z)	31	13	13	10	22	27	26	49	-	60-90
-	-	15	6	30	18	17	20	12	24	-	90+
19	5	38	15	136	89	24	30	8	16	299	UK
262	66	945	381	1 586	1 093	264	316	352	690	295	30111
2	(Z)	3	1	4	3	1	2	1	2	-	0-.5
3	1	4	2	6	5	2	2	1	2	-	.5-1
21	5	37	14	54	39	11	13	7	14	-	1-5
14	4	35	14	37	26	10	12	14	29	-	5-10
18	5	76	30	91	64	19	23	18	36	-	10-20
95	24	284	115	424	284	68	78	50	96	-	20-30
91	22	449	182	816	573	120	147	226	444	-	30-60
-	-	14	6	6	4	7	7	17	34	-	60-90
-	-	15	6	27	16	4	5	10	21	-	90+
17	4	28	11	121	79	23	28	7	14	295	UK
12	3	27	10	48	36	16	19	5	10	1	30114
1	(Z)	1	(Z)	1	1	(Z)	(Z)	(Z)	1	-	0-.5
(Z)	(Z)	2	1	1	(Z)	1	1	(Z)	1	-	.5-1
3	1	3	1	4	3	1	2	(Z)	(Z)	-	1-5
-	-	(Z)	(Z)	1	(Z)	(Z)	(Z)	-	-	-	5-10
3	1	10	4	3	2	1	1	(Z)	1	-	10-20
1	(Z)	1	1	18	17	2	2	1	1	-	20-30
2	(Z)	3	1	13	7	10	13	2	4	-	30-60
1	(Z)	7	3	8	5	(Z)	1	1	2	1	UK
31	7	65	26	87	56	31	38	12	21	3	30115
(Z)	(Z)	1	(Z)	(Z)	(Z)	(Z)	(Z)	1	1	-	0-.5
1	(Z)	(Z)	(Z)	(Z)	(Z)	-	-	(Z)	(Z)	-	.5-1
1	(Z)	2	1	5	5	(Z)	(Z)	-	-	-	1-5
4	1	4	1	9	3	(Z)	(Z)	-	-	-	5-10

UNIVERSITY OF THE OLDS

TABLE 3. SHIPMENTS BY MANUFACTURING ESTABLISHMENTS--COMMODITIES AND WEIGHT OF SHIPMENT BY DISTANCE SHIPPED: 1977--CON.

TCC CODE	COMMODITY AND WEIGHT OF SHIPMENT	ALL SHIPMENTS				TONS (THOUSANDS) AND TON-MILES (MILLIONS) BY DISTANCE OF SHIPMENT			
		TONS (THOU- SANDS) (A)	TON-MILES (MIL- LIONS) (B)	STANDARD ERROR (PERCENT) FOR COLUMNS--		UNDER 100 MILES		100 TO 199 MILES	
				(A)	(B)	TONS	TON- MILES	TONS	TON- MILES
30115	TREAD RUBBER, TIRE SUPPLIES, AND REPAIR MATERIALS. . . . .								
	10,000 TO 19,999 POUNDS. . . . .	37	15	62	55	2	(Z)	4	1
	20,000 TO 29,999 POUNDS. . . . .	29	11	48	53	(Z)	(Z)	9	1
	30,000 TO 39,999 POUNDS. . . . .	127	45	20	27	19	1	31	5
	40,000 TO 49,999 POUNDS. . . . .	51	49	57	67	-	-	-	-
	50,000 POUNDS AND OVER. . . . .	18	20	94	98	-	-	-	-
	SHIPMENT WEIGHT UNKNOWN. . . . .	93	2	94	61	88	(Z)	(Z)	(Z)
30119	TIRES AND RELATED PRODUCTS, NEC. . . . .	39	18	43	42	7	1	1	(Z)
	UNDER 500 POUNDS. . . . .	2	1	24	32	(Z)	(Z)	(Z)	(Z)
	500 TO 999 POUNDS. . . . .	1	1	31	41	(Z)	(Z)	(Z)	(Z)
	1,000 TO 4,999 POUNDS. . . . .	3	1	27	31	(Z)	(Z)	1	(Z)
	5,000 TO 9,999 POUNDS. . . . .	3	3	52	51	-	-	-	-
	10,000 TO 19,999 POUNDS. . . . .	4	2	56	66	2	(Z)	-	-
	20,000 TO 29,999 POUNDS. . . . .	2	1	100	100	-	-	-	-
	30,000 TO 39,999 POUNDS. . . . .	4	2	90	72	-	-	-	-
	SHIPMENT WEIGHT UNKNOWN. . . . .	16	7	100	100	5	1	(Z)	(Z)
3021	RUBBER AND PLASTICS FOOTWEAR * . . . . .	115	86	19	23	24	1	8	1
	UNDER 500 POUNDS. . . . .	10	10	59	66	(Z)	(Z)	2	(Z)
	500 TO 999 POUNDS. . . . .	4	2	46	66	(Z)	(Z)	3	(Z)
	1,000 TO 4,999 POUNDS. . . . .	8	6	44	34	1	(Z)	(Z)	(Z)
	5,000 TO 9,999 POUNDS. . . . .	5	3	46	46	2	(Z)	-	-
	10,000 TO 19,999 POUNDS. . . . .	20	8	39	37	8	(Z)	(Z)	(Z)
	20,000 TO 29,999 POUNDS. . . . .	15	12	63	69	1	(Z)	(Z)	(Z)
	30,000 TO 39,999 POUNDS. . . . .	3	1	26	27	1	(Z)	1	(Z)
	SHIPMENT WEIGHT UNKNOWN. . . . .	49	43	21	28	10	1	2	(Z)
30211	FOOTWEAR, RUBBER AND RUBBER SOLED FABRIC . . . . .	75	59	21	26	15	1	4	1
	UNDER 500 POUNDS. . . . .	3	3	83	89	(Z)	(Z)	(Z)	(Z)
	500 TO 999 POUNDS. . . . .	1	1	95	99	(Z)	(Z)	-	-
	1,000 TO 4,999 POUNDS. . . . .	3	1	84	88	(Z)	(Z)	(Z)	(Z)
	5,000 TO 9,999 POUNDS. . . . .	(Z)	(Z)	52	53	(Z)	(Z)	-	-
	10,000 TO 19,999 POUNDS. . . . .	4	1	55	65	2	(Z)	(Z)	(Z)
	20,000 TO 29,999 POUNDS. . . . .	12	8	73	88	1	(Z)	(Z)	(Z)
	30,000 TO 39,999 POUNDS. . . . .	3	1	26	27	1	(Z)	1	(Z)
	SHIPMENT WEIGHT UNKNOWN. . . . .	49	43	21	28	10	1	2	(Z)
30212	PLASTICS FOOTWEAR. . . . .	40	27	43	35	9	(Z)	5	1
	UNDER 500 POUNDS. . . . .	7	7	57	54	(Z)	(Z)	2	(Z)
	500 TO 999 POUNDS. . . . .	4	1	54	39	(Z)	(Z)	3	(Z)
	1,000 TO 4,999 POUNDS. . . . .	5	5	28	22	1	(Z)	-	-
	5,000 TO 9,999 POUNDS. . . . .	4	3	52	49	2	(Z)	-	-
	10,000 TO 19,999 POUNDS. . . . .	16	7	46	37	6	-	-	-
	20,000 TO 29,999 POUNDS. . . . .	3	4	100	100	-	-	-	-
	SHIPMENT WEIGHT UNKNOWN. . . . .	(Z)	(Z)	10	41	(Z)	(Z)	(Z)	(Z)
30311	RECLAIMED RUBBER * . . . . .	102	39	7	8	20	1	5	1
	UNDER 500 POUNDS. . . . .	(Z)	(Z)	37	55	(Z)	(Z)	-	-
	500 TO 999 POUNDS. . . . .	1	(Z)	40	39	(Z)	(Z)	-	-
	1,000 TO 4,999 POUNDS. . . . .	5	1	19	30	2	(Z)	-	-
	5,000 TO 9,999 POUNDS. . . . .	5	2	42	62	1	(Z)	-	-
	10,000 TO 19,999 POUNDS. . . . .	7	1	39	35	2	(Z)	1	(Z)
	20,000 TO 29,999 POUNDS. . . . .	4	1	50	31	3	(Z)	(Z)	(Z)
	30,000 TO 39,999 POUNDS. . . . .	68	27	9	7	11	(Z)	3	1
	40,000 TO 49,999 POUNDS. . . . .	2	1	55	56	-	-	-	-
	50,000 POUNDS AND OVER. . . . .	9	5	35	35	-	-	-	-
3041	RUBBER AND PLASTICS HOSE AND BELTING * . . . . .	872	509	9	17	82	4	157	20
	UNDER 500 POUNDS. . . . .	54	28	20	13	12	1	5	1
	500 TO 999 POUNDS. . . . .	61	34	22	19	11	(Z)	5	1
	1,000 TO 4,999 POUNDS. . . . .	156	99	14	18	13	1	14	2
	5,000 TO 9,999 POUNDS. . . . .	86	46	22	25	8	(Z)	2	(Z)
	10,000 TO 19,999 POUNDS. . . . .	174	129	25	34	5	(Z)	22	3
	20,000 TO 29,999 POUNDS. . . . .	50	20	28	33	20	1	5	1
	30,000 TO 39,999 POUNDS. . . . .	245	136	32	58	10	1	98	11
	SHIPMENT WEIGHT UNKNOWN. . . . .	46	15	23	35	3	(Z)	6	1
30411	RUBBER AND PLASTICS BELTS AND BELTING. . . . .	375	244	23	35	8	(Z)	117	13
	UNDER 500 POUNDS. . . . .	19	9	20	23	4	(Z)	2	(Z)
	500 TO 999 POUNDS. . . . .	8	5	28	35	-	-	1	(Z)
	1,000 TO 4,999 POUNDS. . . . .	40	24	23	26	2	(Z)	3	(Z)
	5,000 TO 9,999 POUNDS. . . . .	45	23	32	39	1	(Z)	(Z)	(Z)
	10,000 TO 19,999 POUNDS. . . . .	110	89	39	49	-	-	14	2
	20,000 TO 29,999 POUNDS. . . . .	4	3	76	70	4	-	1	(Z)
	30,000 TO 39,999 POUNDS. . . . .	140	88	55	88	-	-	95	10
	SHIPMENT WEIGHT UNKNOWN. . . . .	8	1	53	98	1	(Z)	1	(Z)
30412	RUBBER AND PLASTICS HOSE . . . . .	497	265	15	20	74	4	41	6
	UNDER 500 POUNDS. . . . .	35	19	30	15	8	(Z)	3	(Z)
	500 TO 999 POUNDS. . . . .	52	29	26	21	11	(Z)	4	1
	1,000 TO 4,999 POUNDS. . . . .	116	76	19	25	12	1	12	2
	5,000 TO 9,999 POUNDS. . . . .	41	23	31	34	7	(Z)	2	(Z)
	10,000 TO 19,999 POUNDS. . . . .	65	40	26	38	5	(Z)	8	1
	20,000 TO 29,999 POUNDS. . . . .	46	17	29	38	20	1	4	1
	30,000 TO 39,999 POUNDS. . . . .	105	48	35	41	10	1	4	(Z)
	SHIPMENT WEIGHT UNKNOWN. . . . .	37	14	26	38	1	(Z)	5	1
3061	MISCELLANEOUS FABRICATED RUBBER PRODUCTS * . . . . .	1 826	652	12	18	589	14	377	57
	UNDER 500 POUNDS. . . . .	96	46	17	24	30	1	9	1
	500 TO 999 POUNDS. . . . .	95	24	17	21	60	1	8	1
	1,000 TO 4,999 POUNDS. . . . .	378	159	27	36	122	3	90	14
	5,000 TO 9,999 POUNDS. . . . .	214	98	27	48	43	2	45	6
	10,000 TO 19,999 POUNDS. . . . .	154	49	22	25	31	1	69	11
	20,000 TO 29,999 POUNDS. . . . .	97	30	23	34	18	(Z)	34	5
	30,000 TO 39,999 POUNDS. . . . .	248	50	26	27	111	3	51	8
	40,000 TO 49,999 POUNDS. . . . .	117	38	81	83	72	(Z)	-	-

TONS (THOUSANDS) AND TON-MILES (MILLIONS) BY DISTANCE OF SHIPMENT--CON.

200 TO 299 MILES		300 TO 499 MILES		500 TO 999 MILES		1,000 TO 1,499 MILES		1,500 MILES AND OVER		MILEAGE UNKNOWN	TCC CODE AND WT.
TONS	TON-MILES	TONS	TON-MILES	TONS	TON-MILES	TONS	TON-MILES	TONS	TON-MILES	TONS	
10	2	8	3	12	8	-	-	(Z)	(Z)		30115
1	(Z)	3	1	14	7	1	1	-	-	-	10-20
12	3	28	11	37	24	-	-	1	-	-	20-30
2	(Z)	17	8	8	6	16	20	8	15	-	30-60
-	-	1	(Z)	3	2	13	15	2	3	-	60-90
(Z)	(Z)	2	1	(Z)	(Z)	(Z)	(Z)	(Z)	(Z)	3	90+
6	1	11	4	11	7	3	4	(Z)	1	(Z)	30119
(Z)	(Z)	(Z)	(Z)	(Z)	(Z)	(Z)	(Z)	(Z)	(Z)	(Z)	0-.5
-	-	(Z)	(Z)	(Z)	(Z)	(Z)	(Z)	(Z)	(Z)	(Z)	5-1
(Z)	(Z)	2	1	1	1	-	-	-	-	-	1-5
1	(Z)	6	2	2	1	-	-	-	-	-	5-10
-	-	-	-	1	1	1	1	-	-	-	10-20
-	-	2	1	-	-	-	-	-	-	-	20-30
3	1	-	-	-	-	1	1	-	-	-	30-60
2	1	1	1	7	5	1	1	(Z)	(Z)	(Z)	UK
7	2	12	5	37	27	11	13	15	36	(Z)	3021
(Z)	(Z)	1	(Z)	3	2	1	2	3	6	-	0-.5
(Z)	(Z)	(Z)	(Z)	(Z)	(Z)	(Z)	(Z)	(Z)	1	-	5-1
-	-	2	1	1	1	3	4	(Z)	1	-	1-5
3	1	(Z)	(Z)	2	1	1	1	-	-	-	5-10
-	-	(Z)	(Z)	6	4	2	2	-	-	-	10-20
-	-	2	1	10	8	(Z)	(Z)	2	4	-	20-30
-	-	-	-	2	1	-	-	-	-	-	30-60
3	1	7	3	14	9	3	4	10	25	(Z)	UK
3	1	9	4	28	21	4	6	11	27	(Z)	30211
(Z)	(Z)	(Z)	(Z)	1	1	(Z)	(Z)	1	1	-	0-.5
-	-	(Z)	(Z)	(Z)	(Z)	(Z)	(Z)	(Z)	1	-	5-1
-	-	2	1	(Z)	(Z)	(Z)	(Z)	-	-	-	1-5
-	-	(Z)	(Z)	(Z)	(Z)	(Z)	(Z)	-	-	-	5-10
-	-	(Z)	(Z)	2	1	(Z)	(Z)	-	-	-	10-20
-	-	(Z)	(Z)	10	8	(Z)	(Z)	-	-	-	20-30
3	1	7	3	14	9	3	4	10	25	(Z)	UK
4	1	3	1	9	7	7	8	4	9	-	30212
(Z)	(Z)	1	(Z)	1	1	1	1	2	4	-	0-.5
(Z)	(Z)	(Z)	(Z)	(Z)	(Z)	(Z)	(Z)	(Z)	(Z)	-	5-1
-	-	1	(Z)	1	1	3	3	(Z)	1	-	1-5
-	-	-	-	2	1	1	1	-	-	-	5-10
3	1	-	-	5	3	2	2	-	-	-	10-20
-	-	2	1	-	-	-	-	2	4	-	20-30
-	-	-	-	(Z)	(Z)	(Z)	(Z)	-	-	-	UK
16	4	36	14	22	15	1	2	2	3	-	30311
(Z)	(Z)	(Z)	(Z)	(Z)	(Z)	-	-	-	-	-	0-.5
(Z)	(Z)	(Z)	(Z)	(Z)	(Z)	-	-	-	-	-	5-1
1	(Z)	2	1	(Z)	(Z)	-	-	-	-	-	1-5
-	-	2	1	2	1	-	-	-	-	-	5-10
3	1	-	-	(Z)	(Z)	-	-	-	-	-	10-20
-	-	(Z)	(Z)	1	(Z)	-	-	-	-	-	20-30
12	3	25	9	14	10	1	2	2	3	-	30-60
1	(Z)	2	1	-	-	-	-	-	-	-	60-90
-	-	4	2	5	3	-	-	-	-	-	90+
98	25	112	45	231	159	87	102	88	154	17	3041
5	1	11	5	12	8	5	6	4	7	-	0-.5
5	1	14	6	16	11	7	8	4	7	-	5-1
6	2	42	18	46	33	25	27	9	17	-	1-5
21	5	18	7	26	18	10	12	1	3	-	5-10
21	6	3	1	72	46	29	35	23	37	-	10-20
1	(Z)	7	3	9	6	7	7	1	2	-	20-30
36	9	11	4	41	30	3	4	45	78	-	30-60
2	1	6	2	9	6	2	2	1	2	17	UK
44	12	28	11	69	47	33	40	71	120	5	30411
1	(Z)	4	1	5	3	2	3	1	1	-	0-.5
1	(Z)	3	1	3	2	(Z)	(Z)	1	2	-	5-1
1	(Z)	15	6	14	9	5	5	1	2	-	1-5
19	5	6	2	11	7	8	9	-	-	-	5-10
21	6	-	-	35	25	18	22	22	35	-	10-20
-	-	-	-	1	1	-	-	1	2	-	20-30
-	-	-	-	-	-	-	-	45	78	-	30-60
(Z)	(Z)	-	-	(Z)	(Z)	(Z)	(Z)	(Z)	(Z)	5	UK
53	13	84	34	162	111	54	63	17	34	12	30412
3	1	8	3	7	5	3	3	3	6	-	0-.5
4	1	11	5	13	9	7	8	3	6	-	5-1
6	1	27	11	32	23	20	22	7	15	-	1-5
1	(Z)	12	5	15	11	2	3	1	3	-	5-10
1	(Z)	3	1	37	22	11	14	1	2	-	10-20
1	(Z)	7	3	7	5	6	7	-	-	-	20-30
36	9	11	4	41	30	3	4	-	-	-	30-60
2	(Z)	6	2	9	6	1	2	1	2	12	UK
173	44	239	93	290	210	64	75	79	159	16	3061
14	3	14	6	13	9	9	7	7	14	-	0-.5
2	1	9	3	8	5	3	4	4	9	-	5-1
26	7	45	17	44	34	26	30	26	54	-	1-5
25	7	45	18	33	25	8	8	15	32	-	5-10
7	2	25	10	14	10	1	1	8	14	-	10-20
9	2	21	10	11	11	-	-	1	8	-	20-30
56	14	7	2	10	7	11	13	3	5	-	30-60
7	2	-	-	37	36	-	-	-	-	-	60-90

DOCUMENTS OF THE CLINICAL LIBRARY



TABLE 3. SHIPMENTS BY MANUFACTURING ESTABLISHMENTS--COMMODITIES AND WEIGHT OF SHIPMENT BY DISTANCE SHIPPED: 1977--CON.

TCC CODE	COMMODITY AND WEIGHT OF SHIPMENT	ALL SHIPMENTS				TONS (THOUSANDS) AND TON-MILES (MILLIONS) BY DISTANCE OF SHIPMENT			
		TONS (THOU- SANDS) (A)	TON-MILES (MIL- LIONS) (B)	STANDARD ERROR (PERCENT) FOR COLUMNS--		UNDER 100 MILES		100 TO 199 MILES	
				(A)	(B)	TONS	TON- MILES	TONS	TON- MILES
3061	MISCELLANEOUS FABRICATED RUBBER PRODUCTS *								
	90,000 POUNDS AND OVER . . . . .	5	1	100	100	-	-	5	1
	SHIPMENT WEIGHT UNKNOWN. . . . .	422	156	18	17	101	3	67	10
30613	SPONGE AND FOAM RUBBER GOODS . . . . .	286	73	23	21	96	2	68	12
	UNDER 500 POUNDS . . . . .	5	4	56	79	1	(Z)	(Z)	(Z)
	500 TO 999 POUNDS . . . . .	36	2	47	57	35	(Z)	(Z)	(Z)
	1,000 TO 4,999 POUNDS . . . . .	111	15	59	51	57	1	36	6
	5,000 TO 9,999 POUNDS . . . . .	20	8	27	28	1	(Z)	3	1
	10,000 TO 19,999 POUNDS . . . . .	34	7	56	49	2	(Z)	25	4
	30,000 TO 59,999 POUNDS . . . . .	2	2	100	100	-	-	-	-
	SHIPMENT WEIGHT UNKNOWN. . . . .	77	35	23	25	(Z)	(Z)	3	1
30614	RUBBER FLOOR AND WALL COVERINGS . . . . .	140	78	45	48	31	2	27	4
	UNDER 500 POUNDS . . . . .	10	5	84	73	1	(Z)	3	(Z)
	500 TO 999 POUNDS . . . . .	4	1	71	36	2	(Z)	1	(Z)
	1,000 TO 4,999 POUNDS . . . . .	23	10	71	40	-	-	15	2
	5,000 TO 9,999 POUNDS . . . . .	13	26	86	94	1	(Z)	-	-
	10,000 TO 19,999 POUNDS . . . . .	2	1	69	69	-	-	(Z)	(Z)
	20,000 TO 29,999 POUNDS . . . . .	9	5	55	56	-	-	-	-
	SHIPMENT WEIGHT UNKNOWN. . . . .	78	30	76	69	27	1	7	1
30618	FABRICATED RUBBER PRODUCTS, NEC. . . . .	1 400	501	14	16	462	11	282	41
	UNDER 500 POUNDS . . . . .	82	37	21	30	28	1	6	1
	500 TO 999 POUNDS . . . . .	55	21	19	20	23	1	7	1
	1,000 TO 4,999 POUNDS . . . . .	244	134	25	40	66	2	39	5
	5,000 TO 9,999 POUNDS . . . . .	181	64	26	30	41	2	41	5
	10,000 TO 19,999 POUNDS . . . . .	117	40	26	32	28	1	43	6
	20,000 TO 29,999 POUNDS . . . . .	88	26	25	35	18	(Z)	34	5
	30,000 TO 59,999 POUNDS . . . . .	246	49	26	28	111	3	51	8
	60,000 TO 89,999 POUNDS . . . . .	117	38	81	83	72	(Z)	-	-
	90,000 POUNDS AND OVER . . . . .	5	1	100	100	-	-	5	1
	SHIPMENT WEIGHT UNKNOWN. . . . .	267	91	20	16	74	1	57	8
3071	MISCELLANEOUS PLASTICS PRODUCTS * . . . . .	11 025	5 181	24	20	2 976	92	1 440	207
	UNDER 500 POUNDS . . . . .	552	236	19	23	229	5	42	6
	500 TO 999 POUNDS . . . . .	521	223	23	25	174	5	51	8
	1,000 TO 4,999 POUNDS . . . . .	2 499	1 162	22	19	810	24	305	45
	5,000 TO 9,999 POUNDS . . . . .	1 387	661	33	24	398	13	196	28
	10,000 TO 19,999 POUNDS . . . . .	1 728	669	45	34	423	16	323	44
	20,000 TO 29,999 POUNDS . . . . .	1 100	761	42	30	102	5	170	24
	30,000 TO 59,999 POUNDS . . . . .	1 910	982	28	37	478	14	99	15
	60,000 TO 89,999 POUNDS . . . . .	70	51	60	85	5	(Z)	-	-
	90,000 POUNDS AND OVER . . . . .	50	33	72	81	-	-	-	-
	SHIPMENT WEIGHT UNKNOWN. . . . .	1 207	402	35	42	356	10	254	38
30711	PLASTICS DINNERWARE AND HOUSEWARES . . . . .	396	310	15	21	84	2	23	4
	UNDER 500 POUNDS . . . . .	15	12	13	18	2	(Z)	1	(Z)
	500 TO 999 POUNDS . . . . .	37	30	60	14	12	(Z)	(Z)	(Z)
	1,000 TO 4,999 POUNDS . . . . .	99	88	21	19	12	(Z)	3	(Z)
	5,000 TO 9,999 POUNDS . . . . .	81	38	28	37	27	-	-	-
	10,000 TO 19,999 POUNDS . . . . .	113	101	29	47	17	(Z)	18	3
	20,000 TO 29,999 POUNDS . . . . .	31	37	91	91	-	-	-	-
	30,000 TO 59,999 POUNDS . . . . .	1	1	100	100	-	-	-	-
	SHIPMENT WEIGHT UNKNOWN. . . . .	19	2	71	45	14	1	(Z)	(Z)
30713	INDUSTRIAL (HOLOGEO) PLASTICS PRODUCTS . . . . .	1 179	315	31	32	611	20	111	16
	UNDER 500 POUNDS . . . . .	127	30	38	51	65	1	8	1
	500 TO 999 POUNDS . . . . .	108	18	35	42	62	2	7	1
	1,000 TO 4,999 POUNDS . . . . .	550	164	44	36	326	12	14	2
	5,000 TO 9,999 POUNDS . . . . .	108	29	40	48	34	1	8	1
	10,000 TO 19,999 POUNDS . . . . .	166	33	52	62	113	4	7	1
	20,000 TO 29,999 POUNDS . . . . .	5	(Z)	97	100	5	(Z)	-	-
	30,000 TO 59,999 POUNDS . . . . .	14	3	100	100	-	-	6	1
	SHIPMENT WEIGHT UNKNOWN. . . . .	101	37	94	84	6	(Z)	59	8
30714	UNSUPPORTED VINYL AND POLYETHYLENE FILM . . . . .	2 069	1 144	35	37	229	9	208	29
	UNDER 500 POUNDS . . . . .	40	18	27	50	4	(Z)	5	1
	500 TO 999 POUNDS . . . . .	61	21	31	36	7	(Z)	11	2
	1,000 TO 4,999 POUNDS . . . . .	327	135	42	45	45	1	51	8
	5,000 TO 9,999 POUNDS . . . . .	254	148	51	56	20	(Z)	19	3
	10,000 TO 19,999 POUNDS . . . . .	275	123	54	47	58	2	24	3
	20,000 TO 29,999 POUNDS . . . . .	181	122	45	49	11	1	18	3
	30,000 TO 59,999 POUNDS . . . . .	735	470	37	43	75	4	22	3
	60,000 TO 89,999 POUNDS . . . . .	58	49	71	88	-	-	-	-
	SHIPMENT WEIGHT UNKNOWN. . . . .	137	58	45	23	9	(Z)	58	7
30718	PLASTICS PACKAGING AND SHIPPING CONTAINERS . . . . .	1 332	426	38	62	474	13	122	17
	UNDER 500 POUNDS . . . . .	44	12	33	13	25	1	6	1
	500 TO 999 POUNDS . . . . .	42	8	35	20	27	1	2	(Z)
	1,000 TO 4,999 POUNDS . . . . .	263	48	58	38	179	5	9	1
	5,000 TO 9,999 POUNDS . . . . .	164	31	48	49	103	3	6	1
	10,000 TO 19,999 POUNDS . . . . .	383	182	86	84	70	3	24	4
	20,000 TO 29,999 POUNDS . . . . .	97	52	95	89	-	-	13	2
	30,000 TO 59,999 POUNDS . . . . .	39	10	100	100	-	-	19	2
	SHIPMENT WEIGHT UNKNOWN. . . . .	300	87	55	62	70	1	43	6
30719	FABRICATED PLASTICS PRODUCTS, NEC. . . . .	3 234	1 958	27	35	959	25	280	42
	UNDER 500 POUNDS . . . . .	227	121	29	32	99	1	15	2
	500 TO 999 POUNDS . . . . .	141	94	31	38	31	1	6	1
	1,000 TO 4,999 POUNDS . . . . .	643	494	39	48	138	3	73	11
	5,000 TO 9,999 POUNDS . . . . .	345	258	40	62	108	2	36	4
	10,000 TO 19,999 POUNDS . . . . .	306	101	39	45	81	1	22	4
	20,000 TO 29,999 POUNDS . . . . .	372	359	37	62	55	2	48	7
	30,000 TO 59,999 POUNDS . . . . .	643	327	62	74	221	7	12	2
	60,000 TO 89,999 POUNDS . . . . .	5	(Z)	100	100	5	(Z)	-	-
	90,000 POUNDS AND OVER . . . . .	45	31	92	97	-	-	-	-

TONS (THOUSANDS) AND TON-MILES (MILLIONS) BY DISTANCE OF SHIPMENT--CON.

200 TO 299 MILES		300 TO 499 MILES		500 TO 999 MILES		1,000 TO 1,499 MILES		1,500 MILES AND OVER		MILEAGE UNKNOWN	TCC CODE AND WT.
TONS	TON-MILES	TONS	TON-MILES	TONS	TON-MILES	TONS	TON-MILES	TONS	TON-MILES	TONS	
-	-	-	-	-	-	-	-	-	-	-	3061
27	7	73	27	117	73	6	9	13	28	16	90+
13	3	50	19	53	30	1	1	2	5	3	30613
(Z)	(Z)	1	(Z)	1	(Z)	(Z)	(Z)	2	3	-	0-.5
-	-	1	(Z)	1	(Z)	-	-	(Z)	1	-	.5-1
1	(Z)	15	5	2	1	1	1	-	-	-	1-5
1	(Z)	12	5	2	2	-	-	-	-	-	5-10
1	(Z)	5	2	1	1	-	-	-	-	-	10-20
-	-	-	-	2	2	-	-	-	-	-	30-60
10	2	17	6	44	25	(Z)	(Z)	1	1	3	UK
1	(Z)	37	14	19	14	6	8	17	37	3	30614
(Z)	(Z)	3	1	1	1	1	1	1	1	-	0-.5
(Z)	(Z)	(Z)	(Z)	(Z)	(Z)	(Z)	(Z)	(Z)	1	-	.5-1
1	(Z)	5	2	(Z)	(Z)	1	1	2	5	-	1-5
-	-	-	-	-	-	-	-	12	26	-	5-10
-	-	2	1	-	-	-	-	-	-	-	10-20
-	-	5	2	4	3	-	-	-	-	-	20-30
(Z)	(Z)	22	8	13	10	4	6	2	4	3	UK
159	40	152	60	218	166	57	66	59	117	10	30618
13	3	11	4	11	8	8	10	5	10	-	0-.5
2	1	8	3	7	5	3	3	3	8	-	.5-1
24	6	25	10	42	33	24	28	25	50	-	1-5
24	6	33	13	31	23	8	8	3	6	-	5-10
6	2	18	7	12	9	1	1	8	14	-	10-20
9	2	16	7	10	8	-	-	1	2	-	20-30
56	14	7	2	8	5	11	13	3	5	-	30-60
7	2	-	-	37	36	-	-	-	-	-	60-90
-	-	-	-	-	-	-	-	-	-	-	90+
17	4	35	13	60	39	2	2	11	23	10	UK
1 146	287	1 890	759	2 003	1 416	721	844	829	1 575	18	3071
53	14	63	25	93	66	32	38	39	82	-	0-.5
74	20	77	29	83	58	15	19	47	84	-	.5-1
335	85	342	136	305	206	153	180	250	485	-	1-5
138	34	305	122	148	96	33	36	168	332	1	5-10
150	37	340	132	398	275	48	59	47	105	-	10-20
170	41	149	61	154	123	145	155	209	353	-	20-30
80	20	447	190	530	376	231	281	44	86	-	30-60
20	6	13	5	-	-	31	40	-	-	-	60-90
4	1	1	(Z)	45	32	-	-	-	-	-	90+
122	30	154	58	248	183	32	37	25	46	18	UK
28	7	58	23	48	36	88	106	66	133	2	30711
1	(Z)	1	1	3	2	2	2	4	6	-	0-.5
2	(Z)	3	1	3	2	7	9	10	17	-	.5-1
16	4	9	3	14	10	19	24	27	46	-	1-5
9	2	26	10	8	5	9	10	4	10	-	5-10
(Z)	(Z)	18	7	18	14	20	24	21	52	-	10-20
-	-	-	-	1	(Z)	30	36	-	-	-	20-30
-	-	-	-	-	-	-	-	1	1	-	30-60
(Z)	(Z)	(Z)	(Z)	1	1	(Z)	(Z)	-	-	2	UK
133	36	112	44	129	85	64	76	20	38	-	30713
22	6	8	3	22	16	1	1	1	2	-	0-.5
26	7	3	1	10	6	(Z)	(Z)	(Z)	(Z)	-	.5-1
57	15	27	12	61	39	55	65	10	19	-	1-5
6	2	56	23	1	1	2	2	-	-	-	5-10
12	3	10	4	16	10	2	2	4	9	-	10-20
8	-	-	-	-	-	-	-	-	-	-	20-30
1	(Z)	9	3	18	13	4	5	4	8	-	30-60
247	62	514	203	602	443	171	203	99	196	-	30714
10	2	11	4	8	5	1	1	2	5	-	0-.5
17	4	16	6	7	4	3	4	(Z)	1	-	.5-1
58	15	90	35	51	33	25	29	8	14	-	1-5
39	10	70	29	63	41	20	22	23	43	-	5-10
19	5	75	31	85	63	12	16	2	3	-	10-20
18	4	55	22	62	57	-	-	17	36	-	20-30
51	12	177	68	301	221	68	79	42	82	-	30-60
16	4	12	5	-	-	31	40	-	-	-	60-90
20	4	7	3	26	19	11	12	6	12	-	UK
178	45	270	106	252	180	12	14	24	51	(Z)	30718
1	(Z)	3	1	6	4	1	2	2	4	-	0-.5
3	1	3	1	6	4	(Z)	(Z)	(Z)	1	-	.5-1
17	4	33	12	21	14	2	3	2	5	-	1-5
16	4	19	8	16	10	1	2	2	4	-	5-10
55	14	92	37	121	86	7	7	14	30	-	10-20
13	3	40	18	29	23	-	-	2	6	-	20-30
-	-	21	8	-	-	-	-	-	-	-	30-60
72	18	60	21	54	39	(Z)	(Z)	1	2	(Z)	UK
167	41	590	247	492	348	235	286	511	969	-	30719
7	2	21	8	38	28	22	26	24	53	-	0-.5
11	3	30	11	32	23	5	5	27	50	-	.5-1
40	10	113	47	97	70	23	28	158	326	-	1-5
23	5	47	20	26	16	1	1	103	210	-	5-10
22	5	117	43	58	37	2	3	4	9	-	10-20
36	10	10	4	29	21	7	8	187	307	-	20-30
10	2	202	94	37	22	160	197	2	3	-	30-60
-	-	-	-	-	-	-	-	-	-	-	60-90
1	(Z)	1	(Z)	43	31	-	-	-	-	-	90+

UNIVERSITY OF THE CLINTONS LIBRARY

TABLE 3. SHIPMENTS BY MANUFACTURING ESTABLISHMENTS--COMMODITIES AND WEIGHT OF SHIPMENT BY DISTANCE SHIPPED: 1977--CON.

TCC CODE	COMMODITY AND WEIGHT OF SHIPMENT	ALL SHIPMENTS				TONS (THOUSANDS) AND TON-MILES (MILLIONS) BY DISTANCE OF SHIPMENT			
		TONS (THOU- SANDS) (A)	TON-MILES (MIL- LIONS) (B)	STANDARD ERROR (PERCENT) FOR COLUMNS--		UNDER 100 MILES		100 TO 199 MILES	
				(A)	(B)	TONS	TON- MILES	TONS	TON- MILES
30719	FABRICATED PLASTICS PRODUCTS, NEC. SHIPMENT WEIGHT UNKNOWN.	508	173	74	86	222	7	68	11
31	LEATHER AND LEATHER PRODUCTS	1 503	730	2	11	447	19	187	29
	UNDER 500 POUNDS	202	141	11	14	31	1	20	3
	500 TO 999 POUNDS	92	74	13	19	14	1	10	2
	1,000 TO 4,999 POUNDS	212	133	9	11	48	2	32	5
	5,000 TO 9,999 POUNDS	66	38	14	24	14	1	11	2
	10,000 TO 19,999 POUNDS	55	36	28	51	18	1	5	1
	20,000 TO 29,999 POUNDS	29	12	32	35	13	1	3	(Z)
	30,000 TO 59,999 POUNDS	266	74	25	28	85	5	20	3
	60,000 TO 89,999 POUNDS	20	1	30	3	20	1	-	-
	90,000 POUNDS AND OVER	1	(Z)	100	100	1	(Z)	-	-
	SHIPMENT WEIGHT UNKNOWN.	561	223	2	16	202	6	86	13
31111	LEATHER, FINISHED AND TANNED *	349	140	14	23	111	5	47	7
	UNDER 500 POUNDS	12	7	44	50	2	(Z)	2	(Z)
	500 TO 999 POUNDS	22	13	18	33	5	(Z)	4	2
	1,000 TO 4,999 POUNDS	62	36	14	26	15	1	13	2
	5,000 TO 9,999 POUNDS	20	13	34	50	4	(Z)	4	1
	10,000 TO 19,999 POUNDS	20	8	53	51	10	1	1	(Z)
	20,000 TO 29,999 POUNDS	17	8	38	45	4	(Z)	-	-
	30,000 TO 59,999 POUNDS	115	47	27	42	40	2	4	(Z)
	60,000 TO 89,999 POUNDS	8	-	69	-	8	-	-	-
	SHIPMENT WEIGHT UNKNOWN.	74	9	33	45	22	(Z)	19	3
31211	INDUSTRIAL LEATHER BELTING *	1	(Z)	43	24	(Z)	(Z)	(Z)	(Z)
	UNDER 500 POUNDS	(Z)	(Z)	58	25	(Z)	(Z)	(Z)	(Z)
	1,000 TO 4,999 POUNDS	(Z)	(Z)	69	69	-	-	-	-
31311	BOOT AND SHOE CUT STOCK, ALL MATERIALS *	305	151	56	69	102	5	33	5
	UNDER 500 POUNDS	13	3	28	38	7	(Z)	2	(Z)
	500 TO 999 POUNDS	10	3	40	42	4	(Z)	2	(Z)
	1,000 TO 4,999 POUNDS	35	16	33	43	12	(Z)	4	1
	5,000 TO 9,999 POUNDS	6	2	25	27	3	(Z)	1	(Z)
	10,000 TO 19,999 POUNDS	6	2	52	44	1	(Z)	1	(Z)
	20,000 TO 29,999 POUNDS	2	(Z)	50	47	1	(Z)	2	(Z)
	30,000 TO 59,999 POUNDS	6	1	71	61	5	(Z)	1	(Z)
	60,000 TO 89,999 POUNDS	12	1	3	3	12	1	-	-
	SHIPMENT WEIGHT UNKNOWN.	215	123	77	86	58	2	21	3
314	FOOTWEAR, LEATHER, AND SIMILAR MATERIALS	570	238	10	17	172	8	72	11
	UNDER 500 POUNDS	83	66	22	25	6	(Z)	6	1
	500 TO 999 POUNDS	33	27	30	44	3	(Z)	3	(Z)
	1,000 TO 4,999 POUNDS	79	49	17	20	14	1	12	2
	5,000 TO 9,999 POUNDS	30	18	22	26	8	(Z)	3	(Z)
	10,000 TO 19,999 POUNDS	17	5	28	27	8	(Z)	4	1
	20,000 TO 29,999 POUNDS	15	6	47	55	8	(Z)	1	(Z)
	30,000 TO 59,999 POUNDS	151	31	48	44	41	3	16	2
	90,000 POUNDS AND OVER	1	(Z)	100	100	1	(Z)	-	-
	SHIPMENT WEIGHT UNKNOWN.	162	37	15	32	87	3	29	4
31411	FOOTWEAR, LEATHER; SIMILAR MAT., EXC. HOUSE SLIPPERS *	526	223	11	19	160	8	71	11
	UNDER 500 POUNDS	79	64	23	27	6	(Z)	5	1
	500 TO 999 POUNDS	31	26	33	47	3	(Z)	3	(Z)
	1,000 TO 4,999 POUNDS	71	45	20	24	14	1	10	2
	5,000 TO 9,999 POUNDS	23	15	28	34	4	(Z)	2	(Z)
	10,000 TO 19,999 POUNDS	15	4	31	32	7	(Z)	3	(Z)
	20,000 TO 29,999 POUNDS	15	6	48	57	8	(Z)	1	(Z)
	30,000 TO 59,999 POUNDS	140	28	48	44	40	3	18	3
	90,000 POUNDS AND OVER	1	(Z)	100	100	1	(Z)	-	-
	SHIPMENT WEIGHT UNKNOWN.	151	35	16	33	77	3	29	4
31421	HOUSE SLIPPERS *	33	17	25	24	7	(Z)	4	1
	UNDER 500 POUNDS	6	4	15	15	(Z)	(Z)	1	(Z)
	500 TO 999 POUNDS	3	2	37	27	(Z)	(Z)	(Z)	(Z)
	1,000 TO 4,999 POUNDS	8	5	36	34	1	(Z)	1	(Z)
	5,000 TO 9,999 POUNDS	8	4	46	40	1	(Z)	1	(Z)
	10,000 TO 19,999 POUNDS	2	1	43	57	(Z)	(Z)	(Z)	(Z)
	20,000 TO 29,999 POUNDS	(Z)	(Z)	82	100	(Z)	(Z)	-	-
	SHIPMENT WEIGHT UNKNOWN.	6	2	43	53	4	(Z)	1	(Z)
31511	LEATHER DRESS AND WORK GLOVES AND MITTENS *	14	7	13	15	1	(Z)	2	(Z)
	UNDER 500 POUNDS	5	3	16	18	(Z)	(Z)	1	(Z)
	500 TO 999 POUNDS	1	(Z)	27	26	(Z)	(Z)	(Z)	(Z)
	1,000 TO 4,999 POUNDS	2	1	39	38	(Z)	(Z)	(Z)	(Z)
	5,000 TO 9,999 POUNDS	(Z)	(Z)	100	100	-	-	(Z)	(Z)
	SHIPMENT WEIGHT UNKNOWN.	7	2	28	40	(Z)	(Z)	1	(Z)
31611	LUGGAGE, HAND BAGS, AND OTHER PERSONAL LEATHER GOODS *	236	171	1	6	56	1	16	3
	UNDER 500 POUNDS	72	51	9	10	12	(Z)	6	1
	500 TO 999 POUNDS	21	22	15	22	2	(Z)	2	(Z)
	1,000 TO 4,999 POUNDS	36	30	22	33	7	(Z)	3	1
	5,000 TO 9,999 POUNDS	12	6	36	41	3	(Z)	4	1
	10,000 TO 19,999 POUNDS	20	26	68	78	-	-	-	-
	SHIPMENT WEIGHT UNKNOWN.	76	36	-	4	33	1	1	(Z)
31999	LEATHER GOODS, NEC *	32	17	19	24	7	(Z)	4	1
	UNDER 500 POUNDS	7	3	28	28	3	(Z)	2	(Z)
	500 TO 999 POUNDS	2	2	37	57	1	(Z)	(Z)	(Z)
	1,000 TO 4,999 POUNDS	1	(Z)	47	52	(Z)	(Z)	(Z)	(Z)
	5,000 TO 9,999 POUNDS	(Z)	(Z)	100	100	-	-	(Z)	(Z)
	30,000 TO 59,999 POUNDS	2	1	100	100	-	-	-	-
	SHIPMENT WEIGHT UNKNOWN.	19	11	31	35	2	(Z)	2	(Z)
32	STONE, CLAY, GLASS, AND CONCRETE PRODUCTS	653 496	49 211	8	11	523 869	7 878	53 487	7 793
	UNDER 500 POUNDS	899	193	12	20	650	13	47	6



TONS (THOUSANDS) AND TON-MILES (MILLIONS) BY DISTANCE OF SHIPMENT--CON.

200 TO 299 MILES		300 TO 499 MILES		500 TO 999 MILES		1,000 TO 1,499 MILES		1,500 MILES AND OVER		MILEAGE UNKNOWN	TCC CODE AND WT.
TONS	TON-MILES	TONS	TON-MILES	TONS	TON-MILES	TONS	TON-MILES	TONS	TON-MILES	TONS	
16	4	49	20	132	102	15	18	6	11	-	30719 UK
159	41	118	47	307	223	156	176	96	195	33	31
15	4	28	11	63	46	24	28	23	48	(Z)	0-.5
5	1	13	5	22	16	11	14	16	36	-	.5-1
16	4	18	7	52	38	25	29	21	48	-	1-5
1	(Z)	10	4	16	11	9	11	4	9	-	5-10
3	1	3	1	11	7	1	1	15	24	-	10-20
(Z)	(Z)	1	(Z)	7	4	5	6	1	1	-	20-30
105	28	11	5	38	25	2	2	4	7	-	30-60
-	-	-	-	-	-	-	-	-	-	-	60-90
-	-	-	-	-	-	-	-	-	-	-	90+
14	3	36	14	100	76	79	87	12	23	33	UK
16	4	36	14	86	57	10	11	21	43	23	31111
1	(Z)	1	(Z)	2	2	2	2	1	1	-	0-.5
1	(Z)	2	1	6	5	2	2	2	4	-	.5-1
4	1	6	2	13	9	3	3	7	17	-	1-5
1	(Z)	4	1	5	3	-	-	3	7	-	5-10
(Z)	(Z)	3	1	3	2	-	-	2	4	-	10-20
-	-	1	(Z)	10	6	1	1	1	1	-	20-30
9	2	12	5	44	28	2	3	4	7	-	30-60
-	-	-	-	-	-	-	-	-	-	-	60-90
(Z)	(Z)	6	2	3	2	(Z)	(Z)	1	1	23	UK
(Z)	(Z)	(Z)	(Z)	(Z)	(Z)	(Z)	(Z)	(Z)	(Z)	-	31211
(Z)	(Z)	(Z)	(Z)	(Z)	(Z)	(Z)	(Z)	(Z)	(Z)	-	0-.5
(Z)	(Z)	-	-	-	-	-	-	-	-	-	1-5
10	2	11	4	66	49	74	81	2	5	7	31311
1	(Z)	1	(Z)	1	1	(Z)	(Z)	(Z)	(Z)	-	0-.5
1	(Z)	2	1	1	1	(Z)	1	(Z)	(Z)	-	.5-1
2	1	3	1	8	6	6	6	(Z)	1	-	1-5
(Z)	(Z)	-	-	1	1	(Z)	(Z)	(Z)	1	-	5-10
2	1	-	-	1	(Z)	-	-	1	1	-	10-20
-	-	-	-	-	-	-	-	-	-	-	20-30
-	-	-	-	1	(Z)	-	-	-	-	-	30-60
-	-	-	-	-	-	-	-	-	-	-	60-90
3	1	5	2	53	39	67	73	1	2	7	UK
119	31	50	20	92	68	40	47	25	53	(Z)	314
6	2	12	5	31	22	12	14	11	22	(Z)	0-.5
2	(Z)	7	3	9	7	5	6	5	10	-	.5-1
7	2	7	3	23	17	9	10	6	14	-	1-5
1	(Z)	6	2	10	7	6	8	(Z)	(Z)	-	5-10
(Z)	(Z)	1	1	3	2	1	1	(Z)	1	-	10-20
(Z)	(Z)	(Z)	(Z)	1	1	5	5	-	-	-	20-30
94	25	(Z)	(Z)	-	-	(Z)	(Z)	-	-	-	30-60
-	-	-	-	-	-	-	-	-	-	-	90+
9	2	17	7	16	12	2	3	2	5	(Z)	UK
105	27	40	16	89	66	38	46	24	50	(Z)	31411
6	1	11	4	30	21	11	14	11	22	-	0-.5
2	(Z)	6	3	9	6	5	7	4	9	-	.5-1
6	2	5	2	22	16	9	10	6	13	-	1-5
(Z)	(Z)	1	1	10	7	6	7	(Z)	(Z)	-	5-10
(Z)	(Z)	1	1	2	2	(Z)	(Z)	(Z)	1	-	10-20
(Z)	(Z)	(Z)	(Z)	1	1	5	5	-	-	-	20-30
82	22	(Z)	(Z)	-	-	(Z)	(Z)	-	-	-	30-60
-	-	-	-	-	-	-	-	-	-	-	90+
9	2	14	6	16	13	2	3	2	5	(Z)	UK
3	1	9	3	5	4	3	4	2	5	(Z)	31421
1	(Z)	1	(Z)	2	1	1	1	1	2	(Z)	0-.5
(Z)	(Z)	1	(Z)	(Z)	(Z)	(Z)	(Z)	(Z)	1	-	.5-1
1	(Z)	2	1	2	1	(Z)	(Z)	1	2	-	1-5
(Z)	(Z)	4	2	(Z)	(Z)	1	1	(Z)	(Z)	-	5-10
-	-	-	-	(Z)	(Z)	(Z)	(Z)	-	-	-	10-20
-	-	-	-	-	-	(Z)	(Z)	-	-	-	20-30
(Z)	(Z)	(Z)	(Z)	1	(Z)	(Z)	(Z)	(Z)	1	-	UK
2	(Z)	4	1	3	2	1	1	1	2	(Z)	31511
1	(Z)	1	(Z)	1	1	(Z)	1	1	1	-	0-.5
(Z)	(Z)	(Z)	(Z)	(Z)	(Z)	(Z)	(Z)	(Z)	(Z)	-	.5-1
(Z)	(Z)	(Z)	(Z)	(Z)	(Z)	(Z)	(Z)	(Z)	(Z)	-	1-5
-	-	-	-	-	-	-	-	-	-	-	5-10
1	(Z)	3	1	2	1	-	-	(Z)	(Z)	(Z)	UK
8	2	22	9	61	46	25	30	41	80	5	31611
5	1	10	4	23	17	8	9	8	18	(Z)	0-.5
1	(Z)	2	1	4	3	4	5	5	12	-	.5-1
2	(Z)	3	1	7	5	7	9	6	14	-	1-5
-	-	1	-	1	1	2	2	1	1	-	5-10
1	(Z)	6	2	21	17	(Z)	(Z)	15	23	-	10-20
-	-	-	-	-	-	4	5	6	11	5	UK
1	(Z)	2	1	9	6	2	3	3	6	4	31999
(Z)	(Z)	1	(Z)	1	1	(Z)	(Z)	(Z)	1	-	0-.5
(Z)	(Z)	(Z)	(Z)	(Z)	(Z)	(Z)	(Z)	1	2	-	.5-1
(Z)	(Z)	-	-	(Z)	(Z)	(Z)	(Z)	-	-	-	1-5
-	-	-	-	-	-	-	-	-	-	-	5-10
-	-	-	-	2	1	-	-	-	-	-	30-60
1	(Z)	2	1	5	3	2	2	2	4	4	UK
25 221	6 101	28 711	11 172	12 401	8 289	3 411	3 899	2 142	4 078	4 254	32
33	8	48	19	61	44	27	32	33	70	(Z)	0-.5

UNIVERSITY OF THE OLIVARIUS

TABLE 3. SHIPMENTS BY MANUFACTURING ESTABLISHMENTS--COMMODITIES AND WEIGHT OF SHIPMENT BY DISTANCE SHIPPED: 1977--CON.

TCC CODE	COMMODITY AND WEIGHT OF SHIPMENT	ALL SHIPMENTS				TONS (THOUSANDS) AND TON-MILES (MILLIONS) BY DISTANCE OF SHIPMENT			
		TONS (THOUSANDS) (A)	TON-MILES (MILLIONS) (B)	STANDARD ERROR (PERCENT) FOR COLUMNS--		UNDER 100 MILES		100 TO 199 MILES	
				(A)	(B)	TONS	TON-MILES	TONS	TON-MILES
32	STONE, CLAY, GLASS, AND CONCRETE PRODUCTS								
	500 TO 999 POUNDS	564	109	15	11	401	6	25	4
	1,000 TO 4,999 POUNDS	6 532	608	18	10	5 444	72	267	39
	5,000 TO 9,999 POUNDS	7 815	653	22	10	6 506	102	317	45
	10,000 TO 19,999 POUNDS	28 543	1 389	34	15	26 030	347	702	102
	20,000 TO 29,999 POUNDS	47 487	1 980	17	8	43 253	592	1 986	287
	30,000 TO 59,999 POUNDS	126 219	12 893	13	7	88 581	2 424	18 805	2 686
	60,000 TO 89,999 POUNDS	17 991	2 046	22	19	14 861	277	991	143
	90,000 POUNDS AND OVER	135 366	18 273	20	14	86 089	1 571	20 020	2 943
	SHIPMENT WEIGHT UNKNOWN	282 079	11 067	16	38	252 055	2 475	10 327	1 539
3211	FLAT GLASS *	4 461	1 845	6	7	636	28	496	75
	UNDER 500 POUNDS	28	12	35	62	13	(Z)	1	(Z)
	500 TO 999 POUNDS	13	8	47	60	2	(Z)	2	(Z)
	1,000 TO 4,999 POUNDS	69	37	34	47	11	(Z)	7	1
	5,000 TO 9,999 POUNDS	64	17	31	34	26	1	9	1
	10,000 TO 19,999 POUNDS	85	26	19	17	31	1	10	2
	20,000 TO 29,999 POUNDS	153	51	21	25	48	1	23	4
	30,000 TO 59,999 POUNDS	1 979	841	9	9	271	14	324	48
	60,000 TO 89,999 POUNDS	67	50	16	23	4	(Z)	4	1
	90,000 POUNDS AND OVER	394	190	14	17	123	7	32	5
	SHIPMENT WEIGHT UNKNOWN	1 609	613	9	11	107	4	84	13
32111	SHEET (WINDOW) GLASS	504	195	33	34	57	2	68	11
	UNDER 500 POUNDS	1	(Z)	84	42	1	(Z)	-	-
	500 TO 999 POUNDS	(Z)	(Z)	69	69	-	(Z)	(Z)	(Z)
	1,000 TO 4,999 POUNDS	4	2	30	54	(Z)	(Z)	(Z)	(Z)
	5,000 TO 9,999 POUNDS	5	(Z)	70	99	1	(Z)	-	-
	10,000 TO 19,999 POUNDS	14	1	43	55	2	(Z)	1	(Z)
	20,000 TO 29,999 POUNDS	14	5	44	37	3	(Z)	4	4
	30,000 TO 59,999 POUNDS	348	145	43	43	13	(Z)	41	7
	60,000 TO 89,999 POUNDS	10	7	46	62	-	(Z)	1	(Z)
	90,000 POUNDS AND OVER	7	1	98	98	-	-	7	1
	SHIPMENT WEIGHT UNKNOWN	114	32	9	18	39	2	17	3
32112	PLATE GLASS	1 219	523	2	5	218	13	223	33
	UNDER 500 POUNDS	12	1	39	63	10	(Z)	(Z)	(Z)
	500 TO 999 POUNDS	1	(Z)	58	68	(Z)	(Z)	(Z)	(Z)
	1,000 TO 4,999 POUNDS	5	2	42	24	2	(Z)	(Z)	(Z)
	5,000 TO 9,999 POUNDS	17	4	41	39	13	(Z)	-	-
	10,000 TO 19,999 POUNDS	21	7	20	19	6	(Z)	3	(Z)
	20,000 TO 29,999 POUNDS	24	6	20	23	5	(Z)	9	1
	30,000 TO 59,999 POUNDS	994	451	2	4	127	9	205	30
	60,000 TO 89,999 POUNDS	31	22	27	38	4	(Z)	-	-
	90,000 POUNDS AND OVER	115	30	26	32	52	3	6	1
32113	LAMINATED AND SAFETY GLASS	715	237	12	13	241	8	66	10
	UNDER 500 POUNDS	3	1	26	20	2	(Z)	(Z)	(Z)
	500 TO 999 POUNDS	2	1	27	27	(Z)	(Z)	(Z)	(Z)
	1,000 TO 4,999 POUNDS	29	11	43	46	6	(Z)	2	(Z)
	5,000 TO 9,999 POUNDS	35	8	38	44	11	(Z)	6	1
	10,000 TO 19,999 POUNDS	32	9	14	25	14	(Z)	4	1
	20,000 TO 29,999 POUNDS	87	29	27	42	33	(Z)	9	2
	30,000 TO 59,999 POUNDS	191	49	22	25	73	3	35	5
	60,000 TO 89,999 POUNDS	11	4	51	52	(Z)	(Z)	-	-
	90,000 POUNDS AND OVER	186	67	22	28	71	4	5	1
	SHIPMENT WEIGHT UNKNOWN	139	58	17	18	29	1	3	1
32119	FLAT GLASS, NEC.	2 023	890	9	10	121	5	138	21
	UNDER 500 POUNDS	12	9	62	77	1	(Z)	1	(Z)
	500 TO 999 POUNDS	10	7	57	69	2	(Z)	1	(Z)
	1,000 TO 4,999 POUNDS	31	21	50	70	2	(Z)	5	1
	5,000 TO 9,999 POUNDS	12	5	55	56	2	(Z)	3	(Z)
	10,000 TO 19,999 POUNDS	27	9	44	43	9	(Z)	2	(Z)
	20,000 TO 29,999 POUNDS	27	11	35	24	7	(Z)	4	(Z)
	30,000 TO 59,999 POUNDS	446	196	18	15	59	2	43	7
	60,000 TO 89,999 POUNDS	16	17	34	42	-	-	4	1
	90,000 POUNDS AND OVER	86	92	16	28	-	-	13	2
	SHIPMENT WEIGHT UNKNOWN	1 356	523	11	13	40	2	63	10
322	GLASS AND GLASSWARE, PRESSED AND BLOWN	15 236	3 887	14	15	6 370	233	3 363	498
	UNDER 500 POUNDS	74	53	33	49	14	(Z)	8	1
	500 TO 999 POUNDS	37	15	16	20	14	(Z)	3	1
	1,000 TO 4,999 POUNDS	199	92	22	22	53	2	26	4
	5,000 TO 9,999 POUNDS	223	79	18	20	64	3	41	6
	10,000 TO 19,999 POUNDS	1 245	221	34	16	808	19	140	20
	20,000 TO 29,999 POUNDS	4 854	801	24	16	2 348	85	1 332	196
	30,000 TO 59,999 POUNDS	5 066	1 336	14	14	1 708	89	1 314	200
	60,000 TO 89,999 POUNDS	269	267	45	81	83	3	23	3
	90,000 POUNDS AND OVER	813	183	22	25	590	17	63	10
	SHIPMENT WEIGHT UNKNOWN	2 455	838	32	45	688	13	410	57
3221	GLASS CONTAINERS	13 359	2 764	15	18	6 210	223	3 087	455
	UNDER 500 POUNDS	5	3	31	38	1	(Z)	(Z)	(Z)
	500 TO 999 POUNDS	1	1	47	23	3	(Z)	(Z)	(Z)
	1,000 TO 4,999 POUNDS	40	13	16	21	14	1	8	1
	5,000 TO 9,999 POUNDS	81	22	19	20	38	2	15	2
	10,000 TO 19,999 POUNDS	1 107	98	14	14	884	20	106	15
	20,000 TO 29,999 POUNDS	4 718	677	25	16	2 415	85	1 285	188
	30,000 TO 59,999 POUNDS	4 294	900	14	16	1 575	83	1 218	185
	60,000 TO 89,999 POUNDS	236	247	53	87	84	3	16	2
	90,000 POUNDS AND OVER	716	96	25	39	592	17	56	10
	SHIPMENT WEIGHT UNKNOWN	2 158	707	34	44	604	12	384	52
32211	GLASS CONTAINERS, GLASS CAPS AND COVERS	1 201	182	39	31	599	11	216	32
	UNDER 500 POUNDS	1	(Z)	17	22	(Z)	(Z)	(Z)	(Z)
	500 TO 999 POUNDS	1	1	34	29	(Z)	(Z)	(Z)	(Z)

TONS (THOUSANDS) AND TON-MILES (MILLIONS) BY DISTANCE OF SHIPMENT--CON.

200 TO 299 MILES		300 TO 499 MILES		500 TO 999 MILES		1,000 TO 1,499 MILES		1,500 MILES AND OVER		MILEAGE UNKNOWN	TCC CODE AND WT.
TONS	TON-MILES	TONS	TON-MILES	TONS	TON-MILES	TONS	TON-MILES	TONS	TON-MILES	TONS	
31	8	38	15	41	29	15	18	14	29	(Z)	32
241	58	245	93	208	144	65	77	61	125	(Z)	.5-1
290	71	406	148	208	141	40	48	48	98	-	1-5
811	196	429	166	366	249	98	115	106	214	-	5-10
852	211	718	274	520	354	79	66	79	182	-	10-20
8 096	1 946	6 922	2 558	3 016	2 091	471	551	327	639	1	20-30
324	81	557	206	748	536	254	283	256	521	-	30-60
12 309	2 972	9 167	3 529	4 710	3 122	2 045	2 291	1 006	1 846	20	60-90
2 235	551	10 181	4 165	2 522	1 578	329	405	199	354	4 232	90+
572	139	929	364	1 128	756	226	260	120	224	353	UK
2	(Z)	2	1	4	4	4	5	1	1	-	3211
1	(Z)	2	1	2	2	2	5	(Z)	(Z)	-	0-.5
13	3	10	4	14	11	8	9	5	8	-	.5-1
9	2	9	4	10	6	1	1	2	3	-	1-5
8	2	19	8	15	10	1	1	2	4	-	5-10
25	6	24	10	23	16	6	7	4	7	-	10-20
248	62	472	184	547	389	100	115	17	30	-	20-30
16	4	9	4	16	10	4	4	15	27	-	30-60
74	18	74	29	35	20	6	8	51	103	-	60-90
177	42	308	120	462	289	94	105	24	40	353	90+
122	29	121	47	117	82	11	14	6	11	2	UK
(Z)	(Z)	(Z)	(Z)	(Z)	(Z)	(Z)	(Z)	(Z)	(Z)	-	32111
-	-	-	-	-	-	-	-	-	-	-	0-.5
1	(Z)	1	(Z)	(Z)	(Z)	(Z)	1	(Z)	1	-	.5-1
(Z)	(Z)	-	-	-	-	-	-	-	-	-	1-5
(Z)	(Z)	(Z)	(Z)	1	1	(Z)	(Z)	-	-	-	5-10
6	1	3	1	(Z)	(Z)	1	1	1	1	-	10-20
93	22	98	37	96	68	7	9	(Z)	1	-	20-30
5	1	(Z)	(Z)	2	2	-	-	3	5	-	30-60
-	-	-	-	-	-	-	-	-	-	-	60-90
17	4	18	8	17	10	2	2	2	4	2	90+
142	36	205	78	331	235	73	84	27	45	-	UK
(Z)	(Z)	1	1	(Z)	(Z)	(Z)	(Z)	(Z)	(Z)	-	32112
(Z)	(Z)	1	(Z)	(Z)	(Z)	-	-	-	-	-	0-.5
(Z)	(Z)	(Z)	(Z)	2	1	-	-	-	-	-	.5-1
-	-	2	1	1	1	(Z)	(Z)	1	2	-	1-5
4	1	5	2	5	3	-	-	(Z)	1	-	5-10
4	1	2	1	3	3	-	-	-	-	-	10-20
87	23	186	71	307	219	72	81	11	19	-	20-30
8	2	-	-	12	8	1	2	5	10	-	30-60
40	9	9	3	-	-	-	-	8	14	-	60-90
81	20	197	82	98	62	14	17	18	37	(Z)	90+
(Z)	(Z)	(Z)	(Z)	(Z)	(Z)	(Z)	(Z)	(Z)	(Z)	-	32113
(Z)	(Z)	(Z)	(Z)	1	1	(Z)	(Z)	(Z)	(Z)	-	0-.5
6	2	4	2	8	6	1	2	(Z)	1	-	.5-1
7	2	4	2	7	4	-	-	-	-	-	1-5
4	1	5	2	4	2	(Z)	(Z)	1	3	-	5-10
10	3	16	7	11	7	3	4	3	6	-	10-20
24	6	38	15	15	10	2	2	4	8	-	20-30
3	1	6	3	1	1	-	-	-	-	-	30-60
20	5	58	24	19	11	6	8	6	14	-	60-90
7	2	65	28	31	21	1	1	2	5	(Z)	90+
227	54	406	156	582	377	128	146	70	131	351	UK
2	(Z)	1	(Z)	3	3	4	5	(Z)	(Z)	-	32119
1	(Z)	1	(Z)	1	1	4	5	(Z)	(Z)	-	0-.5
5	1	4	2	4	4	6	7	4	7	-	.5-1
1	(Z)	4	1	2	1	(Z)	(Z)	1	2	-	1-5
2	(Z)	10	4	4	3	(Z)	(Z)	-	-	-	5-10
5	1	3	1	8	6	1	1	-	-	-	10-20
44	11	150	60	129	92	18	22	2	3	-	20-30
1	(Z)	3	3	-	-	2	3	6	12	-	30-60
14	3	6	3	15	9	-	-	37	75	-	60-90
153	36	225	84	414	258	91	102	20	31	351	90+
1 536	379	1 996	771	1 260	860	254	317	411	829	45	UK
7	2	12	5	14	10	9	10	11	24	-	322
2	1	6	2	5	2	2	2	2	4	-	0-.5
27	7	28	11	31	22	24	27	10	19	-	.5-1
18	5	47	18	45	30	2	2	7	15	-	1-5
85	21	99	40	69	45	15	17	29	58	-	5-10
544	133	368	139	210	142	5	6	46	100	-	10-20
675	166	674	258	546	373	55	62	94	190	-	20-30
5	1	26	10	25	17	-	-	107	232	-	30-60
45	12	14	6	18	13	50	66	33	59	-	60-90
128	32	722	281	297	203	93	124	72	128	45	90+
1 331	329	1 607	612	703	460	125	160	264	525	32	UK
1	(Z)	1	(Z)	1	(Z)	(Z)	(Z)	(Z)	1	-	3221
(Z)	(Z)	(Z)	(Z)	(Z)	(Z)	(Z)	(Z)	(Z)	(Z)	-	0-.5
7	2	4	1	4	3	2	3	1	3	-	.5-1
5	1	12	5	9	6	1	1	2	5	-	1-5
49	13	24	10	34	22	-	-	9	20	-	5-10
508	125	355	133	125	78	2	2	29	65	-	10-20
616	151	525	194	293	194	39	43	28	50	-	20-30
3	1	10	3	20	13	-	-	103	224	-	30-60
35	10	-	-	-	-	-	-	33	59	-	60-90
108	26	676	265	217	144	81	109	57	98	32	90+
148	37	157	54	38	24	1	1	9	22	32	UK
(Z)	(Z)	(Z)	(Z)	(Z)	(Z)	(Z)	(Z)	(Z)	(Z)	-	32211
(Z)	(Z)	(Z)	(Z)	(Z)	(Z)	(Z)	(Z)	(Z)	(Z)	-	0-.5
(Z)	(Z)	(Z)	(Z)	(Z)	(Z)	(Z)	(Z)	(Z)	(Z)	-	.5-1

UNIVERSITY OF MICHIGAN LIBRARY



TABLE 3. SHIPMENTS BY MANUFACTURING ESTABLISHMENTS--COMMODITIES AND WEIGHT OF SHIPMENT BY DISTANCE SHIPPED: 1977--CON.

TCC CODE	COMMODITY AND WEIGHT OF SHIPMENT	ALL SHIPMENTS				TONS (THOUSANDS) AND TON-MILES (MILLIONS) BY DISTANCE OF SHIPMENT			
		TONS (THOUSANDS) (A)	TON-MILES (MILLIONS) (B)	STANDARD ERROR (PERCENT) FOR COLUMNS--		UNDER 100 MILES		100 TO 199 MILES	
				(A)	(B)	TONS	TON-MILES	TONS	TON-MILES
32211	GLASS CONTAINERS, GLASS CAPS AND COVERS.								
	1,000 TO 4,999 POUNDS.	6	4	12	23	1	(Z)	1	(Z)
	5,000 TO 9,999 POUNDS.	5	3	30	50	2	(Z)	(Z)	(Z)
	10,000 TO 19,999 POUNDS.	26	4	17	23	13	(Z)	5	1
	20,000 TO 29,999 POUNDS.	315	68	37	35	119	4	98	15
	30,000 TO 59,999 POUNDS.	277	59	37	34	41	1	96	14
	60,000 TO 89,999 POUNDS.	9	3	77	91	-	-	4	(Z)
	90,000 POUNDS AND OVER	128	1	97	70	125	1	4	(Z)
	SHIPMENT WEIGHT UNKNOWN.	431	38	99	100	298	4	7	1
32212	GLASS BOTTLES.	11 831	2 554	16	19	5 373	210	2 811	415
	UNDER 500 POUNDS.	2	1	21	24	1	(Z)	(Z)	(Z)
	500 TO 999 POUNDS.	1	(Z)	38	44	(Z)	(Z)	(Z)	(Z)
	1,000 TO 4,999 POUNDS.	29	9	19	27	9	1	7	1
	5,000 TO 9,999 POUNDS.	73	19	19	22	33	2	15	2
	10,000 TO 19,999 POUNDS.	1 053	92	47	16	848	19	100	14
	20,000 TO 29,999 POUNDS.	4 294	600	25	17	2 243	80	1 136	167
	30,000 TO 59,999 POUNDS.	3 956	834	15	17	1 495	81	1 113	169
	60,000 TO 89,999 POUNDS.	223	236	56	91	84	3	12	2
	90,000 POUNDS AND OVER	587	95	27	39	468	16	52	9
	SHIPMENT WEIGHT UNKNOWN.	1 614	668	48	48	193	8	377	51
32219	GLASS CONTAINERS, NEC.	327	28	27	35	238	2	60	8
	UNDER 500 POUNDS.	3	2	59	73	1	(Z)	(Z)	(Z)
	500 TO 999 POUNDS.	3	(Z)	98	92	3	(Z)	(Z)	(Z)
	1,000 TO 4,999 POUNDS.	4	1	36	29	3	(Z)	(Z)	(Z)
	5,000 TO 9,999 POUNDS.	3	(Z)	70	52	3	(Z)	-	-
	10,000 TO 19,999 POUNDS.	27	2	76	47	23	(Z)	1	(Z)
	20,000 TO 29,999 POUNDS.	110	9	77	65	53	(Z)	51	6
	30,000 TO 59,999 POUNDS.	60	7	86	55	39	1	8	1
	60,000 TO 89,999 POUNDS.	3	8	70	70	-	-	-	-
	SHIPMENT WEIGHT UNKNOWN.	113	(Z)	-	-	113	(Z)	-	-
32229	GLASS AND GLASSWARE, BLOWN AND PRESSED, NEC.	2 112	1 153	14	15	344	13	304	47
	UNDER 500 POUNDS.	70	51	35	51	12	(Z)	8	1
	500 TO 999 POUNDS.	32	15	18	21	11	(Z)	3	(Z)
	1,000 TO 4,999 POUNDS.	157	77	26	23	39	1	19	3
	5,000 TO 9,999 POUNDS.	140	56	25	24	26	1	27	4
	10,000 TO 19,999 POUNDS.	248	118	18	23	42	2	33	5
	20,000 TO 29,999 POUNDS.	205	122	26	31	12	1	39	7
	30,000 TO 59,999 POUNDS.	782	442	16	16	108	6	137	21
	60,000 TO 89,999 POUNDS.	33	20	37	37	-	-	7	1
	90,000 POUNDS AND OVER	100	88	40	43	-	-	8	1
	SHIPMENT WEIGHT UNKNOWN.	345	165	36	48	94	2	24	4
32291	ART, KITCHEN, NOVELTY, AND TABLE GLASSWARE	609	412	18	22	53	2	53	9
	UNDER 500 POUNDS.	18	9	22	17	3	(Z)	3	(Z)
	500 TO 999 POUNDS.	14	5	21	23	4	(Z)	2	(Z)
	1,000 TO 4,999 POUNDS.	35	21	21	21	6	(Z)	5	1
	5,000 TO 9,999 POUNDS.	34	13	34	42	8	(Z)	6	1
	10,000 TO 19,999 POUNDS.	70	33	30	32	11	1	1	(Z)
	20,000 TO 29,999 POUNDS.	65	37	34	38	5	(Z)	6	1
	30,000 TO 59,999 POUNDS.	203	177	20	29	4	(Z)	15	3
	60,000 TO 89,999 POUNDS.	18	6	49	47	-	-	7	1
	90,000 POUNDS AND OVER	1	(Z)	100	100	-	-	1	(Z)
	SHIPMENT WEIGHT UNKNOWN.	152	111	49	54	13	1	7	1
32292	LIGHTING GLASSWARE	116	34	55	29	51	(Z)	20	3
	UNDER 500 POUNDS.	10	8	83	87	1	(Z)	3	(Z)
	500 TO 999 POUNDS.	4	1	54	51	2	(Z)	1	(Z)
	1,000 TO 4,999 POUNDS.	14	5	39	44	3	(Z)	1	(Z)
	5,000 TO 9,999 POUNDS.	9	4	46	40	1	(Z)	(Z)	(Z)
	10,000 TO 19,999 POUNDS.	14	9	44	31	1	(Z)	-	-
	20,000 TO 29,999 POUNDS.	4	3	31	54	-	-	1	(Z)
	SHIPMENT WEIGHT UNKNOWN.	61	4	100	99	42	(Z)	13	2
32293	GLASS FIBER.	656	356	24	27	100	6	72	10
	UNDER 500 POUNDS.	5	1	61	29	2	(Z)	1	(Z)
	500 TO 999 POUNDS.	3	1	58	39	2	(Z)	(Z)	(Z)
	1,000 TO 4,999 POUNDS.	22	11	20	21	4	(Z)	5	1
	5,000 TO 9,999 POUNDS.	30	12	19	17	5	(Z)	6	1
	10,000 TO 19,999 POUNDS.	58	33	18	26	7	(Z)	8	1
	20,000 TO 29,999 POUNDS.	98	63	48	61	6	(Z)	8	1
	30,000 TO 59,999 POUNDS.	408	211	27	25	72	4	44	6
	60,000 TO 89,999 POUNDS.	11	12	56	55	-	-	-	-
	90,000 POUNDS AND OVER	17	12	88	87	-	-	-	-
	SHIPMENT WEIGHT UNKNOWN.	3	(Z)	92	100	2	(Z)	1	(Z)
32294	GLASS MIRRORS.	212	96	44	48	59	2	17	3
	UNDER 500 POUNDS.	20	13	29	32	4	(Z)	1	(Z)
	500 TO 999 POUNDS.	9	5	52	46	3	(Z)	(Z)	(Z)
	1,000 TO 4,999 POUNDS.	26	66	26	51	23	1	3	1
	5,000 TO 9,999 POUNDS.	50	19	51	50	10	(Z)	10	2
	10,000 TO 19,999 POUNDS.	39	28	55	59	4	(Z)	1	(Z)
	20,000 TO 29,999 POUNDS.	4	4	100	100	-	-	-	-
	SHIPMENT WEIGHT UNKNOWN.	24	1	77	38	16	(Z)	(Z)	(Z)
32296	ELECTRONIC GLASSWARE	157	39	33	35	41	2	72	10
	UNDER 500 POUNDS.	(Z)	(Z)	66	50	(Z)	(Z)	(Z)	(Z)
	500 TO 999 POUNDS.	(Z)	(Z)	84	69	(Z)	(Z)	-	-
	1,000 TO 4,999 POUNDS.	1	(Z)	52	35	(Z)	(Z)	(Z)	(Z)
	5,000 TO 9,999 POUNDS.	(Z)	(Z)	72	68	(Z)	(Z)	(Z)	(Z)
	10,000 TO 19,999 POUNDS.	49	10	33	33	15	1	23	3
	20,000 TO 29,999 POUNDS.	6	5	42	85	(Z)	(Z)	2	(Z)
	30,000 TO 59,999 POUNDS.	97	23	35	33	26	1	47	7
	60,000 TO 89,999 POUNDS.	4	2	40	40	-	-	-	-
32299	GLASS AND GLASSWARE, BLOWN AND PRESSED, NEC.	303	192	33	33	38	1	40	7

TONS (THOUSANDS) AND TON-MILES (MILLIONS) BY DISTANCE OF SHIPMENT--CON.

200 TO 299 MILES		300 TO 499 MILES		500 TO 999 MILES		1,000 TO 1,499 MILES		1,500 MILES AND OVER		MILEAGE UNKNOWN	TCC CODE AND WT.
TONS	TON-MILES	TONS	TON-MILES	TONS	TON-MILES	TONS	TON-MILES	TONS	TON-MILES	TONS	
1	(Z)	1	(Z)	1	(Z)	1	(Z)	1	(Z)	1	- 32211
(Z)	(Z)	(Z)	(Z)	(Z)	(Z)	(Z)	(Z)	(Z)	(Z)	(Z)	- 1-5
2	1	7	3	-	-	-	-	-	-	-	- 5-10
60	15	18	7	12	8	-	-	8	19	-	- 10-20
71	18	58	19	11	7	-	-	-	-	-	- 20-30
-	-	-	-	5	3	-	-	-	-	-	- 30-60
-	-	-	-	-	-	-	-	-	-	-	- 60-90
14	3	72	25	8	5	-	-	-	-	-	- 90+
1 171	289	1 440	554	661	434	124	158	250	494	-	32 UK
(Z)	(Z)	(Z)	(Z)	(Z)	(Z)	(Z)	(Z)	(Z)	(Z)	-	- 32212
(Z)	(Z)	-	-	(Z)	(Z)	-	-	(Z)	(Z)	-	- 0-.5
6	2	2	1	2	2	2	2	1	1	-	- .5-1
4	1	12	5	8	5	(Z)	(Z)	2	4	-	- 1-5
45	12	18	7	33	21	-	-	9	19	-	- 5-10
442	108	336	126	113	70	2	2	21	46	-	- 10-20
541	133	459	172	280	186	39	43	28	50	-	- 20-30
3	1	10	3	15	10	-	-	100	217	-	- 30-60
35	10	-	-	-	-	-	-	37	59	-	- 60-90
94	23	603	240	209	139	81	109	57	98	-	- 90+
12	3	10	4	4	3	(Z)	(Z)	4	9	-	- UK
1	(Z)	1	(Z)	(Z)	(Z)	(Z)	(Z)	(Z)	1	-	- 32219
-	-	-	-	-	-	-	-	-	-	-	- 0-.5
(Z)	(Z)	(Z)	(Z)	(Z)	(Z)	-	-	-	-	-	- .5-1
(Z)	(Z)	-	-	-	-	-	-	-	-	-	- 1-5
2	1	-	-	1	1	-	-	(Z)	1	-	- 5-10
6	2	1	(Z)	-	-	-	-	-	-	-	- 10-20
3	1	8	3	2	2	-	-	-	-	-	- 20-30
-	-	-	-	-	-	-	-	3	8	-	- 30-60
(Z)	(Z)	-	-	-	-	-	-	-	-	-	- 60-90
188	46	411	166	561	405	141	172	149	306	14	- UK
6	1	11	4	14	10	9	10	11	24	-	- 32229
2	1	6	2	6	5	2	2	2	4	-	- 0-.5
20	5	24	9	26	19	21	24	8	16	-	- .5-1
13	3	33	13	35	24	1	1	4	10	-	- 1-5
34	8	72	29	34	23	15	17	18	34	-	- 5-10
32	7	21	8	81	62	3	4	17	34	-	- 10-20
49	12	163	69	238	169	15	17	71	148	-	- 20-30
2	(Z)	15	7	5	4	-	-	4	7	-	- 30-60
11	2	15	6	17	12	51	66	-	-	-	- 60-90
20	5	51	18	105	77	24	29	14	29	-	- 90+
50	13	124	51	227	165	31	38	66	136	5	- UK
3	1	3	1	4	3	2	2	1	2	-	- 32291
(Z)	(Z)	4	1	2	2	1	1	(Z)	(Z)	-	- 0-.5
4	1	6	2	6	5	4	5	4	7	-	- .5-1
1	(Z)	7	3	12	8	(Z)	(Z)	-	-	-	- 1-5
11	3	29	11	10	7	5	5	3	7	-	- 5-10
11	2	7	3	34	26	(Z)	(Z)	3	5	-	- 10-20
10	3	46	19	85	63	2	2	42	87	-	- 20-30
-	-	11	5	-	-	-	-	-	-	-	- 30-60
-	-	-	-	-	-	-	-	-	-	-	- 60-90
9	3	13	5	74	52	18	23	13	27	5	- 90+
12	3	18	7	7	4	3	3	6	14	-	- UK
1	(Z)	1	1	1	(Z)	2	2	2	4	-	- 32292
(Z)	(Z)	1	(Z)	(Z)	(Z)	(Z)	(Z)	(Z)	1	-	- 0-.5
3	1	1	1	4	2	(Z)	(Z)	(Z)	1	-	- .5-1
(Z)	(Z)	6	2	(Z)	(Z)	1	1	(Z)	1	-	- 1-5
2	1	7	2	2	1	-	-	2	5	-	- 5-10
1	(Z)	1	(Z)	-	-	-	-	1	2	-	- 10-20
5	1	1	(Z)	-	-	-	-	(Z)	(Z)	-	- 20-30
67	16	136	57	215	151	17	19	49	97	(Z)	- UK
(Z)	(Z)	1	(Z)	1	1	(Z)	(Z)	(Z)	(Z)	-	- 32293
(Z)	(Z)	1	(Z)	(Z)	(Z)	(Z)	(Z)	(Z)	(Z)	-	- 0-.5
3	1	4	2	3	2	2	2	2	3	-	- .5-1
3	1	10	4	5	3	1	1	1	2	-	- 1-5
7	2	15	6	10	7	7	8	5	8	-	- 5-10
20	4	12	5	38	27	3	4	11	22	-	- 10-20
31	7	93	39	137	94	4	5	26	54	-	- 20-30
2	(Z)	-	-	5	4	-	-	4	7	-	- 30-60
-	-	-	-	17	12	-	-	-	-	-	- 60-90
-	-	-	-	-	-	-	-	-	-	-	- 90+
28	7	29	12	46	35	15	18	11	20	7	- UK
1	(Z)	3	1	6	4	4	4	2	3	-	- 32294
(Z)	(Z)	1	(Z)	3	3	1	1	(Z)	1	-	- 0-.5
10	2	10	4	11	8	8	9	1	1	-	- .5-1
8	2	5	2	16	11	-	-	1	2	-	- 1-5
9	2	10	4	6	5	3	4	6	12	-	- 5-10
-	-	-	-	4	-	-	-	-	-	-	- 10-20
-	(Z)	(Z)	(Z)	(Z)	(Z)	(Z)	(Z)	(Z)	1	-	- 20-30
2	1	29	11	7	4	(Z)	(Z)	5	11	-	- 30-60
(Z)	(Z)	(Z)	(Z)	(Z)	(Z)	(Z)	(Z)	(Z)	(Z)	-	- 60-90
-	-	(Z)	(Z)	-	-	-	-	-	-	-	- 90+
-	-	-	-	-	-	-	-	-	-	-	- UK
2	1	8	3	1	(Z)	-	-	-	2	-	- 32296
-	-	1	(Z)	-	-	-	-	-	2	-	- 0-.5
-	-	16	6	7	4	-	-	-	5	-	- .5-1
-	-	4	2	-	-	-	-	-	-	-	- 1-5
22	5	64	23	59	46	65	83	13	27	1	- 5-10

UNIVERSITY OF THE CLINTONS LIBRARY

TABLE 3. SHIPMENTS BY MANUFACTURING ESTABLISHMENTS--COMMODITIES AND WEIGHT OF SHIPMENT BY DISTANCE SHIPPED: 1977--CON.

TCC CODE	COMMODITY AND WEIGHT OF SHIPMENT	ALL SHIPMENTS				TONS (THOUSANDS) AND TON-MILES (BILLIONS) BY DISTANCE OF SHIPMENT			
		TONS (THOU- SANDS) (A)	TON-MILES (HIL- LIONS) (B)	STANDARD ERROR (PERCENT) FOR COLUMNS--		UNDER 100 MILES		100 TO 199 MILES	
				(A)	(B)	TONS	TON- MILES	TONS	TON- MILES
32299	GLASS AND GLASSWARE, BLOWN AND PRESSED, NEC.								
	UNDER 500 POUNDS . . . . .	17	19	71	84	2	(2)	(2)	(2)
	500 TO 999 POUNDS . . . . .	3	3	58	75	(2)	(2)	(2)	(2)
	1,000 TO 4,999 POUNDS . . . . .	18	14	50	64	2	(2)	3	(2)
	5,000 TO 9,999 POUNDS . . . . .	13	8	61	62	2	(2)	4	1
	10,000 TO 19,999 POUNDS . . . . .	19	6	66	70	4	(2)	(2)	(2)
	20,000 TO 29,999 POUNDS . . . . .	28	9	84	93	1	(2)	21	4
	30,000 TO 59,999 POUNDS . . . . .	19	10	45	44	7	(2)	2	(2)
	90,000 POUNDS AND OVER . . . . .	82	75	36	41	-	-	6	1
	SHIPMENT WEIGHT UNKNOWN . . . . .	105	48	43	54	20	(2)	3	(2)
3241	HYDRAULIC CEMENT *	86 751	9 446	15	15	51 914	1 868	19 710	2 724
	UNDER 500 POUNDS . . . . .	42	1	27	28	38	(2)	2	(2)
	500 TO 999 POUNDS . . . . .	102	2	30	34	99	1	-	-
	1,000 TO 4,999 POUNDS . . . . .	1 117	39	24	47	1 057	13	32	4
	5,000 TO 9,999 POUNDS . . . . .	439	45	35	74	395	8	3	1
	10,000 TO 19,999 POUNDS . . . . .	748	39	40	88	684	11	43	7
	20,000 TO 29,999 POUNDS . . . . .	688	33	52	34	575	10	52	6
	30,000 TO 59,999 POUNDS . . . . .	33 081	3 200	12	12	21 184	887	8 493	1 158
	60,000 TO 89,999 POUNDS . . . . .	1 784	216	24	19	1 171	42	379	50
	90,000 POUNDS AND OVER . . . . .	34 234	5 005	26	25	15 178	530	8 449	1 148
	SHIPMENT WEIGHT UNKNOWN . . . . .	14 516	865	34	46	11 532	366	2 257	349
32411	HYDRAULIC CEMENT: PORTLAND, NATURAL, MASONRY, POZZOLAN	73 711	8 769	12	16	41 276	1 635	17 516	2 374
	UNDER 500 POUNDS . . . . .	17	(2)	35	23	17	(2)	1	(2)
	500 TO 999 POUNDS . . . . .	69	1	33	44	69	1	-	-
	1,000 TO 4,999 POUNDS . . . . .	820	27	30	53	801	10	8	1
	5,000 TO 9,999 POUNDS . . . . .	240	6	38	67	236	5	(2)	(2)
	10,000 TO 19,999 POUNDS . . . . .	165	6	39	35	145	2	14	2
	20,000 TO 29,999 POUNDS . . . . .	195	12	40	30	153	5	32	4
	30,000 TO 59,999 POUNDS . . . . .	32 124	3 116	12	12	20 641	870	8 158	1 108
	60,000 TO 89,999 POUNDS . . . . .	1 784	216	24	19	1 171	42	379	50
	90,000 POUNDS AND OVER . . . . .	28 882	4 979	21	25	9 826	503	8 449	1 148
	SHIPMENT WEIGHT UNKNOWN . . . . .	9 415	407	38	27	8 216	198	476	61
32412	READY-MIX CONCRETE, ORY.	13 040	677	52	51	10 638	233	2 194	350
	UNDER 500 POUNDS . . . . .	25	1	41	41	21	(2)	1	(2)
	500 TO 999 POUNDS . . . . .	33	1	51	48	31	(2)	-	-
	1,000 TO 4,999 POUNDS . . . . .	298	13	36	46	256	2	24	3
	5,000 TO 9,999 POUNDS . . . . .	199	39	48	86	159	4	3	1
	10,000 TO 19,999 POUNDS . . . . .	584	33	50	91	539	9	30	5
	20,000 TO 29,999 POUNDS . . . . .	493	22	69	50	422	6	20	2
	30,000 TO 59,999 POUNDS . . . . .	956	85	51	42	543	17	335	50
	90,000 POUNDS AND OVER . . . . .	5 352	27	100	100	5 352	27	-	-
	SHIPMENT WEIGHT UNKNOWN . . . . .	5 101	458	71	95	3 315	168	1 782	288
325	STRUCTURAL CLAY PRODUCTS	24 218	4 929	7	8	11 883	481	3 973	588
	UNDER 500 POUNDS . . . . .	35	6	19	12	25	1	2	(2)
	500 TO 999 POUNDS . . . . .	47	5	42	17	36	1	2	(2)
	1,000 TO 4,999 POUNDS . . . . .	476	61	26	13	358	6	32	4
	5,000 TO 9,999 POUNDS . . . . .	531	56	19	13	389	10	58	8
	10,000 TO 19,999 POUNDS . . . . .	1 068	113	12	11	766	28	169	25
	20,000 TO 29,999 POUNDS . . . . .	1 829	160	16	8	1 372	38	263	38
	30,000 TO 59,999 POUNDS . . . . .	8 573	1 494	9	8	4 263	195	2 078	305
	60,000 TO 89,999 POUNDS . . . . .	1 130	235	30	17	790	31	100	14
	90,000 POUNDS AND OVER . . . . .	4 982	1 849	17	15	886	39	502	82
	SHIPMENT WEIGHT UNKNOWN . . . . .	5 547	950	18	18	2 997	133	766	111
3251	BRICK AND STRUCTURAL CLAY TILE	16 660	2 324	8	14	10 035	406	2 559	371
	UNDER 500 POUNDS . . . . .	9	1	28	58	7	(2)	(2)	(2)
	500 TO 999 POUNDS . . . . .	8	(2)	37	44	7	(2)	(2)	(2)
	1,000 TO 4,999 POUNDS . . . . .	243	15	30	34	213	7	16	2
	5,000 TO 9,999 POUNDS . . . . .	370	21	26	31	305	7	45	6
	10,000 TO 19,999 POUNDS . . . . .	777	43	16	21	644	23	92	13
	20,000 TO 29,999 POUNDS . . . . .	1 112	63	22	22	892	23	190	27
	30,000 TO 59,999 POUNDS . . . . .	4 989	496	16	19	3 303	145	1 214	176
	60,000 TO 89,999 POUNDS . . . . .	901	50	44	41	817	30	48	7
	90,000 POUNDS AND OVER . . . . .	2 887	832	27	31	708	33	186	30
	SHIPMENT WEIGHT UNKNOWN . . . . .	5 363	802	20	22	3 118	138	768	109
32511	BRICK AND BLOCKS, CLAY AND SHALE	16 557	2 288	8	14	10 007	405	2 543	369
	UNDER 500 POUNDS . . . . .	9	(2)	29	64	8	(2)	(2)	(2)
	500 TO 999 POUNDS . . . . .	8	(2)	40	51	7	(2)	(2)	(2)
	1,000 TO 4,999 POUNDS . . . . .	242	15	30	33	212	4	16	2
	5,000 TO 9,999 POUNDS . . . . .	368	20	26	32	305	7	44	6
	10,000 TO 19,999 POUNDS . . . . .	770	41	17	24	663	23	89	13
	20,000 TO 29,999 POUNDS . . . . .	1 099	61	21	22	886	27	187	26
	30,000 TO 59,999 POUNDS . . . . .	4 937	483	17	20	3 281	144	1 205	175
	60,000 TO 89,999 POUNDS . . . . .	896	47	45	46	817	30	48	7
	90,000 POUNDS AND OVER . . . . .	2 865	818	28	32	708	33	186	30
	SHIPMENT WEIGHT UNKNOWN . . . . .	5 363	802	20	22	3 118	138	768	109
32531	CERAMIC WALL AND FLOOR TILE *	528	279	14	13	88	4	48	7
	UNDER 500 POUNDS . . . . .	5	1	29	34	3	(2)	(2)	(2)
	500 TO 999 POUNDS . . . . .	7	1	36	36	3	(2)	1	(2)
	1,000 TO 4,999 POUNDS . . . . .	27	6	47	33	13	1	3	(2)
	5,000 TO 9,999 POUNDS . . . . .	31	8	35	30	14	(2)	2	(2)
	10,000 TO 19,999 POUNDS . . . . .	36	12	22	33	14	1	5	1
	20,000 TO 29,999 POUNDS . . . . .	49	20	20	24	8	(2)	3	1
	30,000 TO 59,999 POUNDS . . . . .	356	226	16	14	33	2	31	5
	60,000 TO 89,999 POUNDS . . . . .	6	4	100	100	-	-	2	(2)
	SHIPMENT WEIGHT UNKNOWN . . . . .	12	(2)	3	100	-	-	(2)	(2)
3255	REFRACTORIES, CLAY AND NONCLAY	6 416	2 261	12	11	1 311	53	1 223	188
	UNDER 500 POUNDS . . . . .	12	3	31	17	7	(2)	1	(2)
	500 TO 999 POUNDS . . . . .	11	3	26	11	6	(2)	1	(2)
	1,000 TO 4,999 POUNDS . . . . .	122	33	37	16	61	1	7	1



TONS (THOUSANDS) AND TON-MILES (MILLIONS) BY DISTANCE OF SHIPMENT--CON.

200 TO 299 MILES		300 TO 499 MILES		500 TO 999 MILES		1,000 TO 1,499 MILES		1,500 MILES AND OVER		MILEAGE UNKNOWN	TCC CODE AND WT.
TONS	TON-MILES	TONS	TON-MILES	TONS	TON-MILES	TONS	TON-MILES	TONS	TON-MILES	TONS	
1	(Z)	2	1	3	2	2	2	7	14	-	32299
(Z)	(Z)	(Z)	(Z)	1	(Z)	(Z)	(Z)	1	2	-	0-.5
1	(Z)	2	1	2	1	6	7	2	3	-	.5-1
1	(Z)	2	1	2	2	-	-	2	4	-	1-5
3	1	5	2	5	3	(Z)	1	(Z)	(Z)	-	5-10
-	-	(Z)	(Z)	5	5	-	-	-	-	-	10-20
-	-	-	-	9	8	-	-	1	2	-	20-30
11	2	15	6	-	-	51	66	-	-	-	30-60
6	1	37	13	32	25	6	6	1	2	-	90+
										1	UK
10 452	2 510	3 113	1 182	1 116	876	147	170	55	117	245	3241
1	(Z)	(Z)	(Z)	(Z)	(Z)	(Z)	(Z)	-	-	-	0-.5
2	1	(Z)	(Z)	-	-	-	-	-	-	-	.5-1
11	3	2	1	10	6	-	-	5	13	-	1-5
25	6	4	1	-	-	-	-	12	29	-	5-10
9	2	6	2	-	-	-	-	6	17	-	10-20
39	9	21	7	-	-	-	-	(Z)	1	-	20-30
2 101	488	962	359	277	227	46	51	16	31	1	30-60
24	6	143	46	57	50	-	-	12	22	-	60-90
7 929	1 923	1 843	715	731	565	101	119	3	5	-	90+
311	72	131	51	41	27	-	-	-	-	244	UK
10 296	2 475	3 089	1 174	1 107	870	147	170	36	71	245	32411
(Z)	(Z)	(Z)	(Z)	(Z)	(Z)	(Z)	(Z)	-	-	-	0-.5
-	-	-	-	-	-	-	-	-	-	-	.5-1
2	1	1	1	2	1	-	-	5	13	-	1-5
-	-	4	1	-	-	-	-	-	-	-	5-10
-	-	6	2	-	-	-	-	-	-	-	10-20
9	2	-	-	-	-	-	-	(Z)	1	-	20-30
2 023	471	962	359	277	227	46	51	16	31	1	30-60
24	6	143	46	57	50	-	-	12	22	-	60-90
7 929	1 923	1 843	715	731	565	101	119	3	5	-	90+
309	71	130	50	40	27	-	-	-	-	244	UK
156	35	24	8	9	5	-	-	19	45	-	32412
1	(Z)	(Z)	(Z)	(Z)	(Z)	-	-	-	-	-	0-.5
2	1	(Z)	(Z)	-	-	-	-	-	-	-	.5-1
8	2	1	(Z)	8	5	-	-	-	-	-	1-5
25	6	-	-	-	-	-	-	12	29	-	5-10
9	2	-	-	-	-	-	-	6	17	-	10-20
30	7	21	7	-	-	-	-	-	-	-	20-30
79	17	-	-	-	-	-	-	-	-	-	30-60
-	-	-	-	-	-	-	-	-	-	-	90+
2	(Z)	1	1	1	1	-	-	-	-	-	UK
2 550	628	2 902	1 112	2 441	1 491	305	367	137	262	27	325
1	(Z)	2	1	3	2	1	1	1	1	-	0-.5
2	1	3	1	2	2	(Z)	1	(Z)	(Z)	-	.5-1
17	4	28	11	32	21	4	5	4	9	-	1-5
28	7	41	16	11	7	1	1	3	7	-	5-10
59	14	37	14	30	21	3	4	4	8	-	10-20
72	18	65	25	49	31	7	8	1	2	-	20-30
852	211	830	314	410	268	102	126	39	75	-	30-60
26	6	44	18	112	80	26	31	31	55	-	60-90
687	166	1 402	530	1 313	770	142	167	49	96	-	90+
805	200	450	183	478	290	18	23	5	11	27	UK
1 678	413	1 513	577	821	489	51	63	2	4	-	3251
(Z)	(Z)	(Z)	(Z)	(Z)	(Z)	-	-	(Z)	(Z)	-	0-.5
(Z)	(Z)	(Z)	(Z)	(Z)	(Z)	-	-	-	-	-	.5-1
4	1	6	2	3	2	-	-	2	4	-	1-5
7	2	12	5	(Z)	(Z)	-	-	-	-	-	5-10
18	4	1	1	3	2	-	-	-	-	-	10-20
20	5	9	4	-	-	-	-	-	-	-	20-30
302	75	88	31	50	30	31	39	-	-	-	30-60
19	4	10	4	7	4	-	-	-	-	-	60-90
588	142	961	356	437	262	8	10	-	-	-	90+
720	179	425	173	321	188	12	14	-	-	-	UK
1 663	409	1 495	570	806	480	40	51	2	4	-	32511
(Z)	(Z)	(Z)	(Z)	(Z)	(Z)	-	-	(Z)	(Z)	-	0-.5
(Z)	(Z)	-	-	(Z)	(Z)	-	-	-	-	-	.5-1
4	1	5	2	3	2	-	-	2	4	-	1-5
6	2	11	5	(Z)	(Z)	-	-	-	-	-	5-10
17	4	(Z)	(Z)	1	1	-	-	-	-	-	10-20
20	5	5	2	-	-	-	-	-	-	-	20-30
295	73	84	30	43	25	29	36	-	-	-	30-60
19	4	10	4	2	1	-	-	-	-	-	60-90
581	140	954	353	437	262	-	-	-	-	-	90+
720	179	425	173	321	188	12	14	-	-	-	UK
66	17	109	45	131	91	45	53	30	61	12	32531
(Z)	(Z)	1	(Z)	(Z)	(Z)	(Z)	(Z)	(Z)	(Z)	-	0-.5
1	(Z)	1	(Z)	(Z)	(Z)	(Z)	(Z)	(Z)	(Z)	-	.5-1
2	(Z)	6	2	2	1	(Z)	1	(Z)	(Z)	-	1-5
5	1	7	3	2	2	(Z)	(Z)	(Z)	1	-	5-10
4	1	6	2	6	4	(Z)	(Z)	1	3	-	10-20
9	3	12	5	14	9	2	2	(Z)	1	-	20-30
45	12	75	31	105	74	41	49	25	54	-	30-60
-	-	2	1	1	1	-	-	2	2	-	60-90
-	-	(Z)	(Z)	-	-	-	-	-	-	12	UK
800	196	1 260	484	1 522	924	194	231	97	184	9	3255
(Z)	(Z)	1	(Z)	2	1	1	1	(Z)	(Z)	-	0-.5
1	(Z)	2	1	2	1	(Z)	(Z)	(Z)	(Z)	-	.5-1
10	3	14	5	25	16	3	4	2	4	-	1-5

UNIVERSITY OF THE CLINTONS LIBRARY

TABLE 3. SHIPMENTS BY MANUFACTURING ESTABLISHMENTS--COMMOITIES AND WEIGHT OF SHIPMENT BY OISTANCE SHIPPEO: 1977--CON.

TCC COOE	COMMOITY AND WEIGHT OF SHIPMENT	ALL SHIPMENTS				TONS (THOUSANOS) AND TON-MILES (MILLIONS) BY OISTANCE OF SHIPMENT			
		TONS (THOU- SANOS) (A)	TON-MILES (MIL- LIONS) (B)	STANDARD ERROR (PERCENT) FOR COLUMNS--		UNDER 100 MILES		100 TO 199 MILES	
				(A)	(B)	TONS	TON- MILES	TONS	TON- MILES
3255	REFRACTORIES, CLAY AND NONCLAY								
	5,000 TO 9,999 POUNDS . . . . .	64	23	13	19	17	1	7	1
	10,000 TO 19,999 POUNDS . . . . .	147	43	15	12	49	2	25	4
	20,000 TO 29,999 POUNDS . . . . .	178	48	16	16	57	2	31	5
	30,000 TO 59,999 POUNDS . . . . .	2 482	591	16	14	701	34	631	94
	60,000 TO 89,999 POUNDS . . . . .	360	173	21	18	132	6	47	6
	90,000 POUNDS AND OVER . . . . .	2 458	1 133	22	19	218	5	372	61
	SHIPMENT WEIGHT UNKNOWN . . . . .	581	211	35	32	63	4	102	16
32551	CLAY REFRACTORIES . . . . .	3 687	1 266	19	18	792	32	734	112
	UNDER 500 POUNDS . . . . .	8	1	48	31	7	(Z)	(Z)	(Z)
	500 TO 999 POUNDS . . . . .	7	1	38	26	5	(Z)	(Z)	(Z)
	1,000 TO 4,999 POUNDS . . . . .	79	11	55	18	56	1	4	1
	5,000 TO 9,999 POUNDS . . . . .	38	13	21	31	11	1	5	1
	10,000 TO 19,999 POUNDS . . . . .	92	26	20	17	34	2	16	2
	20,000 TO 29,999 POUNDS . . . . .	101	30	22	19	25	1	10	3
	30,000 TO 59,999 POUNDS . . . . .	1 493	353	22	16	405	21	411	62
	60,000 TO 89,999 POUNDS . . . . .	181	97	30	17	25	1	44	6
	90,000 POUNDS AND OVER . . . . .	1 399	649	34	30	189	4	173	29
	SHIPMENT WEIGHT UNKNOWN . . . . .	289	86	56	57	34	2	63	9
32552	NONCLAY REFRACTORIES . . . . .	2 729	994	13	13	520	22	489	76
	UNDER 500 POUNDS . . . . .	4	2	25	24	(Z)	(Z)	1	(Z)
	500 TO 999 POUNDS . . . . .	4	2	27	32	4	(Z)	(Z)	(Z)
	1,000 TO 4,999 POUNDS . . . . .	44	22	29	25	5	(Z)	3	(Z)
	5,000 TO 9,999 POUNDS . . . . .	25	10	23	24	6	(Z)	2	(Z)
	10,000 TO 19,999 POUNDS . . . . .	55	17	22	17	15	(Z)	9	1
	20,000 TO 29,999 POUNDS . . . . .	78	18	19	27	31	(Z)	13	2
	30,000 TO 59,999 POUNDS . . . . .	989	237	20	26	296	13	220	32
	60,000 TO 89,999 POUNDS . . . . .	178	76	32	34	107	5	4	(Z)
	90,000 POUNDS AND OVER . . . . .	1 059	484	22	16	29	1	199	32
	SHIPMENT WEIGHT UNKNOWN . . . . .	293	125	21	27	30	2	38	6
3259	MISCELLANEOUS STRUCTURAL CLAY PRODUCTS . . . . .	1 728	299	13	15	825	42	403	61
	UNDER 500 POUNDS . . . . .	7	(Z)	50	39	7	(Z)	(Z)	(Z)
	500 TO 999 POUNDS . . . . .	19	(Z)	88	50	19	(Z)	(Z)	(Z)
	1,000 TO 4,999 POUNDS . . . . .	32	3	41	37	22	1	8	1
	5,000 TO 9,999 POUNDS . . . . .	40	3	17	22	30	1	7	1
	10,000 TO 19,999 POUNDS . . . . .	156	19	17	20	77	4	57	9
	20,000 TO 29,999 POUNDS . . . . .	229	26	27	18	157	8	45	6
	30,000 TO 59,999 POUNDS . . . . .	1 122	206	15	18	438	22	280	42
	60,000 TO 89,999 POUNDS . . . . .	51	26	58	76	13	(Z)	6	1
	90,000 POUNDS AND OVER . . . . .	31	5	89	69	26	2	-	-
	SHIPMENT WEIGHT UNKNOWN . . . . .	41	10	-	-	37	4	-	-
32591	CLAY CONDUIT, CULVERTS, PIPE, AND FITTINGS . . . . .	1 151	205	14	14	486	24	309	47
	UNDER 500 POUNDS . . . . .	5	(Z)	69	52	5	(Z)	(Z)	(Z)
	500 TO 999 POUNDS . . . . .	18	(Z)	95	66	18	(Z)	(Z)	(Z)
	1,000 TO 4,999 POUNDS . . . . .	19	1	60	52	15	1	2	(Z)
	5,000 TO 9,999 POUNDS . . . . .	26	2	23	24	18	1	6	1
	10,000 TO 19,999 POUNDS . . . . .	81	10	19	18	42	2	22	3
	20,000 TO 29,999 POUNDS . . . . .	104	15	23	19	56	3	26	4
	30,000 TO 59,999 POUNDS . . . . .	800	144	14	10	268	12	247	37
	60,000 TO 89,999 POUNDS . . . . .	32	20	96	100	1	(Z)	6	1
	90,000 POUNDS AND OVER . . . . .	26	2	100	100	26	2	-	-
	SHIPMENT WEIGHT UNKNOWN . . . . .	41	10	-	-	37	4	-	-
32594	CLAY ROOFING TILE . . . . .	154	29	49	34	100	5	10	2
	UNDER 500 POUNDS . . . . .	(Z)	(Z)	50	49	(Z)	(Z)	(Z)	(Z)
	500 TO 999 POUNDS . . . . .	(Z)	(Z)	57	45	(Z)	(Z)	-	-
	1,000 TO 4,999 POUNDS . . . . .	1	(Z)	51	35	1	(Z)	(Z)	(Z)
	5,000 TO 9,999 POUNDS . . . . .	7	1	66	45	6	(Z)	(Z)	(Z)
	10,000 TO 19,999 POUNDS . . . . .	9	1	54	42	7	(Z)	1	(Z)
	20,000 TO 29,999 POUNDS . . . . .	6	1	57	45	5	(Z)	(Z)	(Z)
	30,000 TO 59,999 POUNDS . . . . .	106	17	53	43	70	3	9	2
	60,000 TO 89,999 POUNDS . . . . .	19	6	48	46	12	(Z)	-	-
	90,000 POUNDS AND OVER . . . . .	4	3	100	100	-	-	-	-
32599	STRUCTURAL CLAY PRODUCTS, NEC. . . . .	244	53	56	59	84	5	60	9
	UNDER 500 POUNDS . . . . .	2	(Z)	70	67	2	(Z)	(Z)	(Z)
	500 TO 999 POUNDS . . . . .	1	(Z)	89	61	1	(Z)	-	-
	1,000 TO 4,999 POUNDS . . . . .	12	1	53	66	6	(Z)	6	1
	5,000 TO 9,999 POUNDS . . . . .	6	(Z)	53	60	6	(Z)	(Z)	(Z)
	10,000 TO 19,999 POUNDS . . . . .	41	7	48	51	4	(Z)	34	6
	20,000 TO 29,999 POUNDS . . . . .	23	3	52	28	13	1	6	1
	30,000 TO 59,999 POUNDS . . . . .	159	41	65	68	54	4	15	2
326	POTTERY AND RELATED PRODUCTS . . . . .	1 072	574	10	9	184	8	132	19
	UNDER 500 POUNDS . . . . .	64	49	10	11	9	(Z)	6	1
	500 TO 999 POUNDS . . . . .	40	29	12	13	5	(Z)	3	(Z)
	1,000 TO 4,999 POUNDS . . . . .	129	79	12	13	27	1	16	2
	5,000 TO 9,999 POUNDS . . . . .	83	37	17	17	14	1	18	3
	10,000 TO 19,999 POUNDS . . . . .	145	55	18	22	37	2	24	3
	20,000 TO 29,999 POUNDS . . . . .	153	65	19	16	33	1	29	4
	30,000 TO 59,999 POUNDS . . . . .	266	170	16	18	20	1	18	3
	60,000 TO 89,999 POUNDS . . . . .	27	15	51	45	-	-	-	-
	SHIPMENT WEIGHT UNKNOWN . . . . .	165	74	18	18	39	1	17	2
32611	VITREOUS CHINA PLUMBING FIXTURES * . . . . .	494	264	18	18	56	2	57	9
	UNDER 500 POUNDS . . . . .	4	2	20	26	1	(Z)	(Z)	(Z)
	500 TO 999 POUNDS . . . . .	4	2	26	30	1	(Z)	1	(Z)
	1,000 TO 4,999 POUNDS . . . . .	24	11	26	25	4	(Z)	4	1
	5,000 TO 9,999 POUNDS . . . . .	39	15	39	36	6	(Z)	7	1
	10,000 TO 19,999 POUNDS . . . . .	68	27	31	25	6	(Z)	13	2
	20,000 TO 29,999 POUNDS . . . . .	110	53	24	23	14	1	18	3
	30,000 TO 59,999 POUNDS . . . . .	168	112	24	27	9	(Z)	7	1
	60,000 TO 89,999 POUNDS . . . . .	4	2	100	100	-	-	-	-

TONS (THOUSANDS) AND TON-MILES (MILLIONS) BY DISTANCE OF SHIPMENT--CON.

200 TO 299 MILES		300 TO 499 MILES		500 TO 999 MILES		1,000 TO 1,499 MILES		1,500 MILES AND OVER		MILEAGE UNKNOWN	TCC CODE AND WT.
TONS	TON-MILES	TONS	TON-MILES	TONS	TON-MILES	TONS	TON-MILES	TONS	TON-MILES	TONS	
13	4	16	6	7	5	(Z)	(Z)	3	6	-	3255
22	6	24	9	23	15	3	3	2	4	-	5-10
34	8	21	8	32	19	4	5	(Z)	1	-	10-20
405	99	509	190	211	137	20	26	6	10	-	20-30
9	2	29	11	87	63	24	29	31	56	-	30-60
155	37	566	220	967	559	131	153	49	97	-	60-90
151	38	80	32	167	107	7	9	3	6	9	90+
455	111	639	250	899	532	117	136	51	94	1	32551
(Z)	(Z)	(Z)	(Z)	(Z)	(Z)	(Z)	(Z)	(Z)	(Z)	-	0-.5
(Z)	(Z)	1	(Z)	1	(Z)	(Z)	(Z)	(Z)	(Z)	-	5-1
5	1	6	2	6	4	1	1	1	2	-	1-5
9	2	7	3	4	3	(Z)	(Z)	1	3	-	5-10
13	3	10	4	17	12	1	2	1	1	-	10-20
25	6	11	5	17	10	4	5	-	-	-	20-30
235	57	291	111	145	95	2	2	15	24	-	30-60
6	1	24	9	46	30	21	25	15	6	-	60-90
54	13	250	99	617	347	87	100	30	57	-	90+
107	27	39	16	44	30	(Z)	1	(Z)	(Z)	1	UK
346	85	621	234	623	392	77	95	45	91	8	32552
(Z)	(Z)	1	(Z)	2	1	1	1	(Z)	(Z)	-	0-.5
1	(Z)	1	(Z)	1	1	(Z)	(Z)	(Z)	(Z)	-	5-1
5	1	9	3	18	12	2	3	1	2	-	1-5
5	1	9	3	3	2	-	-	2	3	-	5-10
9	2	13	5	5	4	1	2	1	3	-	10-20
9	2	9	4	15	9	(Z)	1	(Z)	1	-	20-30
170	42	218	80	66	43	18	24	6	4	-	30-60
3	1	5	2	40	32	3	4	16	32	-	60-90
101	25	316	121	350	213	44	53	20	40	-	90+
44	11	41	15	123	76	6	9	3	6	8	UK
203	51	210	80	81	55	3	4	3	6	-	3259
(Z)	(Z)	(Z)	(Z)	(Z)	(Z)	(Z)	(Z)	(Z)	(Z)	-	0-.5
(Z)	(Z)	(Z)	(Z)	(Z)	(Z)	(Z)	(Z)	-	-	-	5-1
1	(Z)	1	(Z)	(Z)	(Z)	-	-	-	-	-	1-5
2	(Z)	1	(Z)	(Z)	(Z)	-	-	(Z)	(Z)	-	5-10
14	3	6	2	2	1	-	-	-	-	-	10-20
14	3	7	3	7	5	-	-	-	-	-	20-30
173	44	190	73	39	23	1	1	1	1	-	30-60
-	-	4	2	26	20	2	3	-	-	-	60-90
-	-	-	-	4	3	-	-	-	-	-	90+
-	-	-	-	2	2	-	-	2	5	-	UK
176	44	113	42	65	44	(Z)	(Z)	2	5	-	32591
(Z)	(Z)	(Z)	(Z)	(Z)	(Z)	(Z)	(Z)	-	-	-	0-.5
-	-	(Z)	(Z)	(Z)	(Z)	-	-	-	-	-	5-1
(Z)	(Z)	1	(Z)	-	-	-	-	-	-	-	1-5
1	(Z)	-	-	-	-	-	-	-	-	-	5-10
12	3	4	1	1	(Z)	-	-	-	-	-	10-20
12	3	3	1	6	5	-	-	-	-	-	20-30
150	38	104	39	31	18	-	-	-	-	-	30-60
-	-	-	-	25	19	-	-	-	-	-	60-90
-	-	-	-	2	2	-	-	2	5	-	90+
-	-	-	-	-	-	-	-	-	-	-	UK
1	(Z)	31	11	8	6	3	4	1	1	-	32594
-	-	(Z)	(Z)	(Z)	(Z)	-	-	-	-	-	0-.5
-	-	-	-	-	-	(Z)	(Z)	-	-	-	5-1
-	-	(Z)	(Z)	(Z)	(Z)	-	-	-	-	-	1-5
(Z)	(Z)	1	(Z)	-	-	-	-	(Z)	(Z)	-	5-10
-	-	1	(Z)	(Z)	(Z)	-	-	-	-	-	10-20
-	-	1	(Z)	(Z)	(Z)	-	-	-	-	-	20-30
1	(Z)	24	8	2	1	1	1	1	1	-	30-60
-	-	4	2	1	1	2	3	-	-	-	60-90
-	-	-	-	4	3	-	-	-	-	-	90+
27	7	66	27	7	5	(Z)	(Z)	(Z)	(Z)	-	32599
(Z)	(Z)	(Z)	(Z)	(Z)	(Z)	(Z)	(Z)	(Z)	(Z)	-	0-.5
(Z)	(Z)	-	-	-	-	-	-	-	-	-	5-1
(Z)	(Z)	-	-	(Z)	(Z)	-	-	-	-	-	1-5
(Z)	(Z)	-	-	-	-	-	-	-	-	-	5-10
2	(Z)	1	(Z)	1	(Z)	-	-	-	-	-	10-20
2	(Z)	3	1	-	-	-	-	-	-	-	20-30
22	6	62	26	6	4	-	-	-	-	-	30-60
135	34	197	79	269	187	51	63	92	185	11	326
5	1	11	4	16	12	6	7	11	23	(Z)	0-.5
8	2	6	3	8	6	3	3	7	14	-	5-1
12	3	22	5	29	20	6	8	17	36	-	1-5
12	3	11	5	19	13	3	5	10	10	-	5-10
24	6	26	10	24	17	5	6	11	8	-	10-20
13	3	29	12	37	26	8	10	4	8	-	20-30
36	9	65	26	83	58	17	21	26	53	(Z)	30-60
-	-	6	2	20	11	-	-	1	2	-	60-90
24	6	21	8	33	24	4	5	15	29	11	UK
64	17	113	45	146	101	23	29	34	62	1	32611
1	(Z)	1	(Z)	1	1	(Z)	(Z)	(Z)	(Z)	-	0-.5
1	(Z)	1	(Z)	1	1	(Z)	(Z)	(Z)	(Z)	-	5-1
2	(Z)	5	2	8	5	(Z)	(Z)	1	2	-	1-5
8	2	5	2	10	7	1	1	1	2	-	5-10
12	3	17	7	16	11	2	2	1	1	-	10-20
12	3	24	9	33	23	7	10	2	4	-	20-30
24	6	43	18	56	37	10	13	19	36	-	30-60
-	-	1	(Z)	3	1	-	-	-	-	-	60-90

UNIVERSITY OF THE CLINTONS LIBRARY



TABLE 3. SHIPMENTS BY MANUFACTURING ESTABLISHMENTS--COMMODITIES AND WEIGHT OF SHIPMENT BY DISTANCE SHIPPED: 1977--CON.

TCC CODE	COMMODITY AND WEIGHT OF SHIPMENT	ALL SHIPMENTS				TONS (THOUSANDS) AND TON-MILES (MILLIONS) BY DISTANCE OF SHIPMENT			
		TONS (THOUSANDS) (A)	TON-MILES (MILLIONS) (B)	STANDARD ERROR (PERCENT) FOR COLUMNS--		UNDER 100 MILES		100 TO 199 MILES	
				(A)	(B)	TONS	TON-MILES	TONS	TON-MILES
32611	VITREOUS CHINA PLUMBING FIXTURES * SHIPMENT WEIGHT UNKNOWN.	73	40	39	25	16	(Z)	6	1
32621	VITREOUS CHINA KITCHEN AND TABLE ARTICLES * UNDER 500 POUNDS . . . . . 500 TO 999 POUNDS . . . . . 1,000 TO 4,999 POUNDS . . . . . 5,000 TO 9,999 POUNDS . . . . . 10,000 TO 19,999 POUNDS . . . . . 20,000 TO 29,999 POUNDS . . . . . 30,000 TO 59,999 POUNDS . . . . . 60,000 TO 89,999 POUNDS . . . . . SHIPMENT WEIGHT UNKNOWN.	133 15 12 24 8 16 4 27 6 22	89 13 12 20 6 4 13 4 15	10 14 21 17 24 36 20 34 86 26	11 11 21 17 37 52 34 69 45	18 1 (Z) 1 (Z) 1 (Z) 2 (Z) - 1	1 (Z) (Z) (Z) 1 (Z) 1 (Z) - (Z)	16 1 (Z) 2 (Z) 2 (Z) 8 1 (Z)	2 (Z) (Z) (Z) (Z) 1 (Z) - (Z)
32641	PORCELAIN ELECTRICAL SUPPLIES * UNDER 500 POUNDS . . . . . 500 TO 999 POUNDS . . . . . 1,000 TO 4,999 POUNDS . . . . . 5,000 TO 9,999 POUNDS . . . . . 10,000 TO 19,999 POUNDS . . . . . 20,000 TO 29,999 POUNDS . . . . . 30,000 TO 59,999 POUNDS . . . . . 60,000 TO 89,999 POUNDS . . . . . SHIPMENT WEIGHT UNKNOWN.	219 5 30 20 33 20 64 1 43	149 3 3 18 12 24 14 55 (Z) 20	19 29 28 26 26 34 28 28 100 14	20 30 31 26 26 46 34 28 100 31	13 (Z) 1 (Z) 5 (Z) 2 (Z) 2 (Z) - (Z)	1 (Z) (Z) 1 (Z) 3 (Z) 2 (Z) - (Z)	20 (Z) (Z) 1 (Z) 3 (Z) 2 (Z) - 8	3 (Z) (Z) (Z) 1 (Z) 3 (Z) 2 (Z) - 1
32699	POTTERY PRODUCTS, NEC * UNDER 500 POUNDS . . . . . 500 TO 999 POUNDS . . . . . 1,000 TO 4,999 POUNDS . . . . . 5,000 TO 9,999 POUNDS . . . . . 10,000 TO 19,999 POUNDS . . . . . 20,000 TO 29,999 POUNDS . . . . . 30,000 TO 59,999 POUNDS . . . . . 60,000 TO 89,999 POUNDS . . . . . SHIPMENT WEIGHT UNKNOWN.	195 20 12 35 18 29 24 4 27	79 15 7 18 6 8 14 2 2	13 15 20 22 30 39 26 69 28	14 17 21 30 4 6 26 69 28	64 (Z) 3 (Z) 9 (Z) 10 (Z) 16 (Z) - (Z)	2 (Z) 1 (Z) 4 (Z) 3 (Z) 4 (Z) - 4	26 2 (Z) 5 (Z) 3 (Z) 3 (Z) - 4	4 (Z) (Z) 1 (Z) 1 (Z) 3 (Z) 1 (Z) - 1
327	CONCRETE, GYPSUM, AND PLASTER PRODUCTS UNDER 500 POUNDS . . . . . 500 TO 999 POUNDS . . . . . 1,000 TO 4,999 POUNDS . . . . . 5,000 TO 9,999 POUNDS . . . . . 10,000 TO 19,999 POUNDS . . . . . 20,000 TO 29,999 POUNDS . . . . . 30,000 TO 59,999 POUNDS . . . . . 60,000 TO 89,999 POUNDS . . . . . 90,000 POUNDS AND OVER . . . . . SHIPMENT WEIGHT UNKNOWN.	453 855 227 186 4 273 5 627 19 540 38 609 72 197 10 908 75 282 227 005	17 283 5 7 93 149 376 502 4 263 568 4 675 6 645	11 30 29 28 29 26 21 20 26 31 19	29 35 25 25 24 22 19 15 18 35 57	407 083 225 177 4 111 5 380 19 001 38 328 59 322 9 798 63 370 207 373	4 716 4 2 47 71 250 447 1 215 169 749 1 762	20 660 1 1 60 39 99 209 6 262 549 6 369 7 070	3 002 (Z) (Z) 9 5 14 28 911 84 899 1 051
3271	CONCRETE PRODUCTS . . . . . UNDER 500 POUNDS . . . . . 500 TO 999 POUNDS . . . . . 1,000 TO 4,999 POUNDS . . . . . 5,000 TO 9,999 POUNDS . . . . . 10,000 TO 19,999 POUNDS . . . . . 20,000 TO 29,999 POUNDS . . . . . 30,000 TO 59,999 POUNDS . . . . . 60,000 TO 89,999 POUNDS . . . . . 90,000 POUNDS AND OVER . . . . . SHIPMENT WEIGHT UNKNOWN.	73 191 219 160 2 879 2 498 5 697 10 122 18 752 1 894 9 456 21 514	2 350 5 2 34 74 122 187 579 65 546 735	12 32 37 40 55 20 22 21 29 31 26	17 39 30 29 42 25 30 17 992 32 42 32	65 927 218 159 2 850 2 433 5 585 9 958 17 992 1 869 7 298 17 564	1 386 5 2 29 37 103 164 461 61 179 347	5 207 1 2 20 18 81 157 706 20 2 002 2 204	735 (Z) (Z) 3 2 11 19 102 3 271 323
32711	CONCRETE BRICK AND BLOCKS . . . . . UNDER 500 POUNDS . . . . . 500 TO 999 POUNDS . . . . . 1,000 TO 4,999 POUNDS . . . . . 5,000 TO 9,999 POUNDS . . . . . 10,000 TO 19,999 POUNDS . . . . . 20,000 TO 29,999 POUNDS . . . . . 30,000 TO 59,999 POUNDS . . . . . 60,000 TO 89,999 POUNDS . . . . . 90,000 POUNDS AND OVER . . . . . SHIPMENT WEIGHT UNKNOWN.	37 006 33 78 886 1 166 4 109 9 254 11 338 375 1 657 8 110	918 (Z) 1 12 53 75 166 249 18 49 293	22 28 29 24 23 34 23 46 49 38	27 32 33 22 29 33 34 60 49 82	34 842 33 77 865 1 102 4 016 9 124 11 175 375 1 486 6 588	591 (Z) 1 9 16 59 150 225 18 23 90	1 916 (Z) 1 18 64 130 141 (Z) 171 1 374	278 (Z) (Z) 2 2 8 16 20 (Z) 26 203
32714	CONCRETE CONDUIT, CULVERTS AND DRAINS . . . . . UNDER 500 POUNDS . . . . . 500 TO 999 POUNDS . . . . . 1,000 TO 4,999 POUNDS . . . . . 5,000 TO 9,999 POUNDS . . . . . 10,000 TO 19,999 POUNDS . . . . . 20,000 TO 29,999 POUNDS . . . . . 30,000 TO 59,999 POUNDS . . . . . 60,000 TO 89,999 POUNDS . . . . . 90,000 POUNDS AND OVER . . . . . SHIPMENT WEIGHT UNKNOWN.	20 904 17 7 174 226 840 830 5 309 1 408 5 478 6 616	953 (Z) (Z) 4 6 21 14 253 41 386 227	29 72 83 38 33 44 50 56 51 66 59	31 68 95 38 42 30 47 50 50 70 54	18 533 17 7 167 226 828 4 807 1 393 4 015 6 235	526 (Z) (Z) 3 6 21 14 177 39 110 157	1 993 - - 2 2 2 492 15 1 310 172	281 - - (Z) - (Z) 73 2 181 23
32715	CONCRETE STRUCTURAL SHAPES, REINFORCED . . . . . UNDER 500 POUNDS . . . . . 500 TO 999 POUNDS . . . . . 1,000 TO 4,999 POUNDS . . . . . 5,000 TO 9,999 POUNDS . . . . . 10,000 TO 19,999 POUNDS . . . . . 20,000 TO 29,999 POUNDS . . . . . 30,000 TO 59,999 POUNDS . . . . . 60,000 TO 89,999 POUNDS . . . . . 90,000 POUNDS AND OVER . . . . . SHIPMENT WEIGHT UNKNOWN.	8 348 10 14 66 30 180 27 618 101 1 466 5 836	313 (Z) (Z) (Z) 5 3 10 6 86 200	43 65 56 51 94 90 50 60 52 50	36 56 65 52 85 93 48 65 58 50	5 783 10 14 66 30 165 2 605 91 1 000 3 800	132 (Z) (Z) 1 2 (Z) 7 4 28 89	1 169 (Z) - - 15 25 5 5 463 656	160 (Z) - - 3 3 1 1 57 96
32719	CONCRETE PRODUCTS, NEC . . . . .	6 072	141	48	42	5 967	120	70	9

TONS (THOUSANDS) AND TON-MILES (MILLIONS) BY DISTANCE OF SHIPMENT--CON.

200 TO 299 MILES		300 TO 499 MILES		500 TO 999 MILES		1,000 TO 1,499 MILES		1,500 MILES AND OVER		MILEAGE UNKNOWN	TCC CODE AND WT.
TONS	TON-MILES	TONS	TON-MILES	TONS	TON-MILES	TONS	TON-MILES	TONS	TON-MILES	TONS	
5	1	16	6	19	15	1	2	9	16	1	32611 UK
22	6	24	9	20	14	9	11	22	45	4	32621
2	(Z)	3	1	3	2	2	3	3	7	(Z)	0-.5
2	1	2	1	2	2	1	1	4	8	-	.5-1
3	1	5	2	5	4	2	3	5	10	-	1-5
1	(Z)	1	(Z)	1	1	(Z)	1	2	4	-	5-10
2	1	1	(Z)	2	2	-	-	-	1	-	10-20
1	(Z)	-	-	-	-	-	-	(Z)	2	-	20-30
5	1	5	2	5	3	-	-	-	5	(Z)	30-60
-	-	5	2	-	-	-	-	1	2	-	60-90
6	2	2	1	2	2	2	3	4	9	3	UK
33	8	43	18	67	47	15	17	28	57	1	32641
(Z)	(Z)	1	(Z)	1	1	(Z)	(Z)	(Z)	1	-	0-.5
1	(Z)	1	1	1	1	(Z)	(Z)	(Z)	1	-	.5-1
3	1	5	2	10	6	3	3	3	5	-	1-5
4	1	4	2	5	4	2	2	2	3	-	5-10
4	1	6	3	7	5	5	5	6	10	-	10-20
3	1	4	2	5	4	2	2	3	6	-	20-30
4	1	17	7	24	17	4	4	12	26	-	30-60
-	-	-	-	1	(Z)	-	-	-	-	-	60-90
14	3	4	2	12	8	(Z)	(Z)	3	6	1	UK
16	4	32	13	34	24	8	10	11	22	4	32699
1	(Z)	3	1	4	3	2	2	4	8	-	0-.5
1	(Z)	3	1	2	2	1	1	1	3	-	.5-1
4	1	7	3	6	5	1	1	3	8	-	1-5
(Z)	(Z)	3	1	5	3	(Z)	(Z)	(Z)	(Z)	-	5-10
6	1	7	3	3	2	-	-	(Z)	1	-	10-20
1	(Z)	6	2	3	2	(Z)	(Z)	-	-	-	20-30
3	1	3	1	6	4	4	5	1	2	-	30-60
-	-	-	-	4	2	-	-	-	-	-	60-90
(Z)	(Z)	(Z)	(Z)	1	1	(Z)	(Z)	(Z)	(Z)	4	UK
6 927	1 636	12 833	5 062	1 572	1 006	1 626	1 789	30	73	3 124	327
(Z)	(Z)	(Z)	(Z)	(Z)	(Z)	-	-	(Z)	(Z)	-	0-.5
1	(Z)	4	1	3	2	(Z)	(Z)	1	1	-	.5-1
53	13	44	16	3	2	(Z)	(Z)	3	6	-	1-5
59	15	136	43	-	-	13	14	1	3	-	5-10
413	98	16	6	9	5	(Z)	(Z)	1	3	-	10-20
35	9	21	8	16	10	-	-	-	-	-	20-30
3 371	798	2 873	1 028	309	208	36	42	24	61	-	30-60
150	38	146	52	159	108	106	117	-	-	-	60-90
2 153	493	1 242	471	700	472	1 449	1 591	-	-	-	90+
691	172	8 350	3 436	374	199	23	24	-	-	3 124	UK
174	43	65	25	210	131	25	29	-	-	1 582	3271
(Z)	(Z)	-	-	(Z)	(Z)	-	-	-	-	-	0-.5
-	-	(Z)	(Z)	(Z)	(Z)	-	-	-	-	-	.5-1
8	2	(Z)	(Z)	1	1	-	-	-	-	-	1-5
22	6	-	-	-	-	25	29	-	-	-	5-10
30	8	(Z)	(Z)	1	(Z)	-	-	-	-	-	10-20
-	-	2	1	5	3	-	-	-	-	-	20-30
32	7	21	9	(Z)	(Z)	-	-	-	-	-	30-60
5	1	-	-	-	-	-	-	-	-	-	60-90
9	2	7	2	140	91	-	-	-	-	-	90+
67	16	33	13	63	36	-	-	-	-	1 582	UK
76	19	-	-	-	-	25	29	-	-	146	32711
-	-	-	-	-	-	-	-	-	-	-	0-.5
-	-	-	-	-	-	-	-	-	-	-	.5-1
3	1	-	-	-	-	-	-	-	-	-	1-5
21	6	-	-	-	-	25	29	-	-	-	5-10
29	8	-	-	-	-	-	-	-	-	-	10-20
-	-	-	-	-	-	-	-	-	-	-	20-30
22	5	-	-	-	-	-	-	-	-	-	30-60
-	-	-	-	-	-	-	-	-	-	-	60-90
-	-	-	-	-	-	-	-	-	-	-	90+
1	(Z)	-	-	-	-	-	-	-	-	146	UK
41	10	49	18	189	118	-	-	-	-	99	32714
-	-	-	-	-	-	-	-	-	-	-	0-.5
-	-	-	-	-	-	-	-	-	-	-	.5-1
5	1	-	-	-	-	-	-	-	-	-	1-5
-	-	-	-	-	-	-	-	-	-	-	5-10
-	-	-	-	-	-	-	-	-	-	-	10-20
-	-	-	-	-	-	-	-	-	-	-	20-30
-	-	10	3	-	-	-	-	-	-	-	30-60
-	-	-	-	-	-	-	-	-	-	-	60-90
6	2	7	2	140	91	-	-	-	-	-	90+
30	8	32	13	48	27	-	-	-	-	99	UK
48	12	5	2	13	8	-	-	-	-	1 331	32715
-	-	-	-	-	-	-	-	-	-	-	0-.5
-	-	-	-	-	-	-	-	-	-	-	.5-1
(Z)	(Z)	-	-	(Z)	(Z)	-	-	-	-	-	1-5
-	-	-	-	-	-	-	-	-	-	-	5-10
(Z)	(Z)	(Z)	(Z)	-	-	-	-	-	-	-	10-20
-	-	-	-	(Z)	(Z)	-	-	-	-	-	20-30
3	1	4	2	(Z)	(Z)	-	-	-	-	-	30-60
5	1	-	-	-	-	-	-	-	-	-	60-90
3	1	-	-	-	-	-	-	-	-	-	90+
36	8	-	-	12	7	-	-	-	-	1 331	UK
9	2	11	5	9	5	-	-	-	-	7	32719

DIVISION OF THE BUREAU OF ECONOMIC ANALYSIS  
 U.S. DEPARTMENT OF COMMERCE

TABLE 3. SHIPMENTS BY MANUFACTURING ESTABLISHMENTS--COMMODITIES AND WEIGHT OF SHIPMENT BY DISTANCE SHIPPED: 1977--CON.

TCC CODE	COMMODITY AND WEIGHT OF SHIPMENT	ALL SHIPMENTS				TONS (THOUSANDS) AND TON-MILES (MILLIONS) BY DISTANCE OF SHIPMENT			
		TONS (THOU- SANDS) (A)	TON-MILES (MIL- LIONS) (B)	STANDARD ERROR (PERCENT) FOR COLUMNS--		UNDER 100 MILES		100 TO 199 MILES	
				(A)	(B)	TONS	TON- MILES	TONS	TON- MILES
32719	CONCRETE PRODUCTS, NEC								
	UNDER 500 POUNDS	158	4	43	57	158	4	(Z)	(Z)
	500 TO 999 POUNDS	61	1	61	64	61	1	-	-
	1,000 TO 4,999 POUNDS	1 753	17	88	83	1 752	16	-	-
	5,000 TO 9,999 POUNDS	1 076	15	93	93	1 074	15	-	-
	10,000 TO 19,999 POUNDS	566	21	88	96	565	21	-	-
	20,000 TO 29,999 POUNDS	9	4	60	76	2	(Z)	-	-
	30,000 TO 59,999 POUNDS	1 483	66	97	85	1 400	52	68	9
	90,000 POUNDS AND OVER	14	(Z)	100	100	14	(Z)	-	-
	SHIPMENT WEIGHT UNKNOWN	953	14	46	48	941	12	2	(Z)
32731	READY-MIX CONCRETE, WET *	355 254	9 624	13	49	335 513	3 058	6 118	890
	UNDER 500 POUNDS	(Z)	(Z)	88	98	(Z)	(Z)	-	-
	500 TO 999 POUNDS	13	(Z)	96	100	13	(Z)	-	-
	1,000 TO 4,999 POUNDS	839	10	25	37	839	9	-	-
	5,000 TO 9,999 POUNDS	2 795	61	28	33	2 685	28	-	-
	10,000 TO 19,999 POUNDS	13 986	212	35	42	13 690	144	(Z)	(Z)
	20,000 TO 29,999 POUNDS	30 299	304	26	31	30 281	301	17	2
	30,000 TO 59,999 POUNDS	37 003	834	28	30	35 363	474	503	57
	60,000 TO 89,999 POUNDS	7 413	123	36	53	7 263	85	1	(Z)
	90,000 POUNDS AND OVER	58 918	2 359	40	73	54 774	470	1 777	263
	SHIPMENT WEIGHT UNKNOWN	203 988	5 719	21	67	190 624	1 546	3 819	568
32741	LIME AND LIME PLASTER *	14 146	2 203	18	17	5 107	213	5 861	828
	UNDER 500 POUNDS	2	(Z)	45	60	2	(Z)	(Z)	(Z)
	500 TO 999 POUNDS	6	(Z)	50	50	6	(Z)	-	-
	1,000 TO 4,999 POUNDS	126	7	57	67	114	5	11	2
	5,000 TO 9,999 POUNDS	73	7	56	64	47	2	3	(Z)
	10,000 TO 19,999 POUNDS	53	6	41	61	44	1	5	1
	20,000 TO 29,999 POUNDS	124	6	39	37	110	2	4	1
	30,000 TO 59,999 POUNDS	3 189	415	28	20	1 490	62	1 121	155
	60,000 TO 89,999 POUNDS	1 243	235	41	27	746	12	217	31
	90,000 POUNDS AND OVER	7 518	1 289	24	20	2 081	100	3 372	464
	SHIPMENT WEIGHT UNKNOWN	1 813	237	18	20	466	29	1 127	174
3275	GYPSUM PRODUCTS	14 416	2 920	15	21	5 167	210	3 657	560
	UNDER 500 POUNDS	7	(Z)	57	21	6	(Z)	(Z)	(Z)
	500 TO 999 POUNDS	35	5	70	49	26	(Z)	1	(Z)
	1,000 TO 4,999 POUNDS	253	38	36	45	142	2	26	4
	5,000 TO 9,999 POUNDS	148	17	49	55	98	3	21	3
	10,000 TO 19,999 POUNDS	243	39	32	36	108	4	25	4
	20,000 TO 29,999 POUNDS	280	28	22	16	188	8	51	8
	30,000 TO 59,999 POUNDS	9 552	1 688	15	20	3 557	141	2 650	405
	60,000 TO 89,999 POUNDS	459	106	38	44	67	3	305	49
	90,000 POUNDS AND OVER	814	341	29	46	243	4	89	14
	SHIPMENT WEIGHT UNKNOWN	2 625	656	37	35	733	44	488	74
32751	GYPSUM LATH	112	12	39	42	67	2	40	7
	UNDER 500 POUNDS	(Z)	(Z)	84	75	(Z)	(Z)	-	-
	500 TO 999 POUNDS	(Z)	(Z)	84	79	(Z)	(Z)	(Z)	(Z)
	1,000 TO 4,999 POUNDS	1	(Z)	59	66	(Z)	(Z)	1	(Z)
	5,000 TO 9,999 POUNDS	2	(Z)	58	68	2	(Z)	-	-
	10,000 TO 19,999 POUNDS	7	1	47	65	4	(Z)	2	(Z)
	20,000 TO 29,999 POUNDS	8	(Z)	71	74	8	(Z)	-	-
	30,000 TO 59,999 POUNDS	92	10	46	52	52	2	37	7
	SHIPMENT WEIGHT UNKNOWN	1	(Z)	100	100	-	-	-	-
32752	GYPSUM PLASTER	1 668	520	32	55	345	13	484	78
	UNDER 500 POUNDS	6	(Z)	69	42	5	(Z)	-	-
	500 TO 999 POUNDS	28	4	74	60	20	(Z)	(Z)	(Z)
	1,000 TO 4,999 POUNDS	152	28	63	69	73	1	14	2
	5,000 TO 9,999 POUNDS	36	3	69	37	31	1	3	(Z)
	10,000 TO 19,999 POUNDS	124	24	64	60	32	1	8	1
	20,000 TO 29,999 POUNDS	40	4	48	51	30	2	7	1
	30,000 TO 59,999 POUNDS	451	123	39	47	104	5	68	10
	60,000 TO 89,999 POUNDS	308	85	55	58	-	-	248	42
	90,000 POUNDS AND OVER	177	143	70	85	12	1	15	2
	SHIPMENT WEIGHT UNKNOWN	347	106	39	39	37	2	120	20
32753	GYPSUM BUILDING MATERIALS	784	195	35	40	371	13	79	12
	UNDER 500 POUNDS	1	(Z)	28	36	1	(Z)	(Z)	(Z)
	500 TO 999 POUNDS	6	1	65	50	5	(Z)	(Z)	(Z)
	1,000 TO 4,999 POUNDS	64	9	46	54	34	1	11	2
	5,000 TO 9,999 POUNDS	96	13	77	76	53	2	18	2
	10,000 TO 19,999 POUNDS	56	10	61	64	27	1	7	1
	20,000 TO 29,999 POUNDS	93	9	54	54	71	3	5	1
	30,000 TO 59,999 POUNDS	354	88	45	59	140	6	36	5
	60,000 TO 89,999 POUNDS	11	4	100	100	-	-	-	-
	90,000 POUNDS AND OVER	96	60	40	55	37	(Z)	-	-
	SHIPMENT WEIGHT UNKNOWN	6	(Z)	49	56	4	(Z)	2	(Z)
32754	GYPSUM WALLBOARD	11 818	2 193	15	20	4 350	181	3 054	463
	UNDER 500 POUNDS	(Z)	(Z)	81	71	(Z)	(Z)	(Z)	(Z)
	500 TO 999 POUNDS	(Z)	(Z)	72	69	-	-	(Z)	(Z)
	1,000 TO 4,999 POUNDS	5	1	50	64	3	(Z)	(Z)	(Z)
	5,000 TO 9,999 POUNDS	13	1	47	75	12	1	-	-
	10,000 TO 19,999 POUNDS	56	4	21	31	46	2	7	1
	20,000 TO 29,999 POUNDS	139	15	23	25	78	3	40	6
	30,000 TO 59,999 POUNDS	8 652	1 467	16	20	3 258	128	2 509	383
	60,000 TO 89,999 POUNDS	140	17	59	54	67	3	57	7
	90,000 POUNDS AND OVER	541	139	33	46	193	3	74	12
	SHIPMENT WEIGHT UNKNOWN	2 271	549	37	37	692	42	366	54
3281	CUT STONE AND STONE PRODUCTS *	11 578	674	57	14	9 829	104	635	87
	UNDER 500 POUNDS	129	13	33	53	101	2	15	2
	500 TO 999 POUNDS	14	5	26	45	3	(Z)	2	(Z)
	1,000 TO 4,999 POUNDS	79	24	37	38	25	1	15	2



TONS (THOUSANDS) AND TON-MILES (MILLIONS) BY DISTANCE OF SHIPMENT--CON.

200 TO 299 MILES		300 TO 499 MILES		500 TO 999 MILES		1,000 TO 1,499 MILES		1,500 MILES AND OVER		MILEAGE UNKNOWN	TCC CODE AND WT.
TONS	TON-MILES	TONS	TON-MILES	TONS	TON-MILES	TONS	TON-MILES	TONS	TON-MILES	TONS	
(Z)	(Z)	-	-	(Z)	(Z)	-	-	-	-	-	32719
-	-	(Z)	(Z)	(Z)	(Z)	-	-	-	-	-	0-.5
(Z)	(Z)	(Z)	(Z)	(Z)	(Z)	-	-	-	-	-	.5-1
1	(Z)	-	-	-	-	-	-	-	-	-	1-5
1	(Z)	-	-	1	(Z)	-	-	-	-	-	5-10
-	-	2	1	4	3	-	-	-	-	-	10-20
7	2	7	3	-	-	-	-	-	-	-	20-30
-	-	-	(Z)	-	-	-	-	-	-	-	30-60
-	-	1	(Z)	3	1	-	-	-	-	-	90+
-	-	-	-	-	-	-	-	-	-	-	UK
2 147	492	9 362	3 805	3	2	1 265	1 376	-	-	846	32731
-	-	-	-	-	-	-	-	-	-	-	0-.5
-	-	-	-	(Z)	(Z)	-	-	-	-	-	.5-1
-	-	110	34	-	-	-	-	-	-	-	1-5
289	66	6	2	(Z)	(Z)	-	-	-	-	-	5-10
-	-	551	168	(Z)	(Z)	-	-	-	-	-	10-20
604	135	-	-	1	1	-	-	-	-	-	20-30
149	38	-	-	-	-	-	-	-	-	-	30-60
1 105	253	-	-	-	-	1 263	1 374	-	-	-	60-90
-	-	8 694	3 602	2	1	2	2	-	-	-	90+
-	-	-	-	-	-	-	-	-	-	-	UK
1 498	344	1 083	403	385	265	117	135	6	14	88	32741
(Z)	(Z)	-	-	-	-	-	-	-	-	-	0-.5
(Z)	(Z)	-	-	-	-	-	-	-	-	-	.5-1
1	(Z)	(Z)	(Z)	-	-	-	-	-	-	-	1-5
21	5	1	1	4	2	-	-	2	3	-	5-10
6	1	3	1	-	-	-	-	-	-	-	10-20
383	92	124	48	61	41	4	5	5	11	-	20-30
24	6	86	30	93	71	75	84	-	-	-	30-60
993	224	807	304	227	151	37	46	-	-	-	60-90
69	15	62	19	-	-	-	-	-	-	-	90+
-	-	-	-	-	-	-	-	-	-	-	UK
2 314	558	2 372	901	752	480	133	156	22	55	-	3275
(Z)	(Z)	(Z)	(Z)	(Z)	(Z)	-	-	(Z)	(Z)	-	0-.5
(Z)	(Z)	4	1	3	2	(Z)	(Z)	1	1	-	.5-1
40	10	42	16	(Z)	(Z)	(Z)	(Z)	3	6	-	1-5
7	2	21	8	-	-	-	-	-	-	-	5-10
99	25	3	1	8	4	(Z)	(Z)	1	1	-	10-20
24	6	17	6	-	-	-	-	-	-	-	20-30
1 653	393	1 426	525	231	157	18	22	18	46	-	30-60
3	1	22	8	48	30	14	16	-	-	-	60-90
13	3	165	62	225	163	80	96	-	-	-	90+
476	120	671	273	237	124	20	22	-	-	-	UK
-	(Z)	4	2	-	-	-	-	-	-	-	32751
-	-	-	-	-	-	-	-	-	-	-	0-.5
-	-	-	-	-	-	-	-	-	-	-	.5-1
-	-	-	-	-	-	-	-	-	-	-	1-5
1	(Z)	-	-	-	-	-	-	-	-	-	5-10
-	-	3	1	-	-	-	-	-	-	-	10-20
-	-	1	(Z)	-	-	-	-	-	-	-	20-30
-	-	1	(Z)	-	-	-	-	-	-	-	30-60
-	-	-	-	-	-	-	-	-	-	-	UK
300	71	243	101	197	135	97	113	4	8	-	32752
(Z)	(Z)	(Z)	(Z)	(Z)	(Z)	-	-	(Z)	(Z)	-	0-.5
(Z)	(Z)	4	1	2	1	(Z)	(Z)	1	1	-	.5-1
30	7	32	12	(Z)	(Z)	(Z)	(Z)	2	6	-	1-5
-	-	1	(Z)	-	-	-	-	1	1	-	5-10
84	21	-	-	-	-	(Z)	(Z)	-	-	-	10-20
-	-	3	1	-	-	-	-	-	-	-	20-30
93	20	165	73	20	14	1	1	-	-	-	30-60
-	-	6	2	40	26	14	16	-	-	-	60-90
13	3	7	3	68	60	61	74	-	-	-	90+
80	19	25	9	67	35	20	22	-	-	-	UK
79	19	108	41	128	88	19	22	(Z)	1	-	32753
(Z)	(Z)	(Z)	(Z)	(Z)	(Z)	-	-	-	-	-	0-.5
(Z)	(Z)	(Z)	(Z)	1	(Z)	-	-	-	-	-	.5-1
9	2	10	4	(Z)	(Z)	-	-	(Z)	1	-	1-5
7	2	20	8	-	-	-	-	-	-	-	5-10
14	3	-	-	8	4	-	-	-	-	-	10-20
9	2	9	4	-	-	-	-	-	-	-	20-30
41	9	58	22	79	46	-	-	-	-	-	30-60
-	-	11	4	-	-	-	-	-	-	-	60-90
-	-	-	-	40	37	19	22	-	-	-	90+
-	-	-	-	-	-	-	-	-	-	-	UK
1 934	468	2 017	757	427	257	17	21	18	46	-	32754
(Z)	(Z)	(Z)	(Z)	-	-	-	-	-	-	-	0-.5
(Z)	(Z)	1	(Z)	-	-	-	-	-	-	-	.5-1
1	(Z)	-	-	-	-	-	-	-	-	-	1-5
1	(Z)	3	1	-	-	-	-	-	-	-	5-10
-	-	5	2	-	-	-	-	-	-	-	10-20
15	4	5	2	-	-	-	-	-	-	-	20-30
1 519	363	1 199	429	132	97	17	21	18	46	-	30-60
3	1	5	2	8	5	-	-	-	-	-	60-90
-	-	157	59	117	65	-	-	-	-	-	90+
396	100	646	264	171	90	-	-	-	-	-	UK
329	80	432	169	278	183	19	22	16	29	40	3281
2	1	5	2	3	2	1	1	2	4	(Z)	0-.5
4	1	3	1	2	1	(Z)	(Z)	1	1	-	.5-1
11	3	14	5	10	6	1	1	3	6	(Z)	1-5

BUREAU OF THE CLERK

TABLE 3. SHIPMENTS BY MANUFACTURING ESTABLISHMENTS--COMMODITIES AND WEIGHT OF SHIPMENT BY DISTANCE SHIPPED: 1977--CON.

TCC CODE	COMMODITY AND WEIGHT OF SHIPMENT	ALL SHIPMENTS				TONS (THOUSANDS) AND TON-MILES (MILLIONS) BY DISTANCE OF SHIPMENT			
		TONS (THOUSANDS) (A)	TON-MILES (MILLIONS) (B)	STANDARD ERROR (PERCENT) FOR COLUMNS--		UNDER 100 MILES		100 TO 199 MILES	
				(A)	(B)	TONS	TON-MILES	TONS	TON-MILES
3281	CUT STONE AND STONE PRODUCTS *								
	5,000 TO 9,999 POUNDS . . . . .	47	13	22	35	26	1	3	(Z)
	10,000 TO 19,999 POUNDS . . . . .	3 714	47	99	72	3 676	20	5	1
	20,000 TO 29,999 POUNDS . . . . .	129	25	32	39	61	1	25	4
	30,000 TO 39,999 POUNDS . . . . .	654	171	28	22	238	10	85	13
	40,000 TO 49,999 POUNDS . . . . .	131	19	72	35	95	2	1	(Z)
	50,000 POUNDS AND OVER . . . . .	2 860	222	39	21	2 198	42	278	39
	SHIPMENT WEIGHT UNKNOWN . . . . .	3 821	135	57	40	3 406	25	205	25
32811	CUT GRANITE AND GRANITE PRODUCTS	2 238	184	53	21	1 940	13	24	3
	UNDER 500 POUNDS . . . . .	11	6	50	68	2	(Z)	1	(Z)
	500 TO 999 POUNDS . . . . .	11	5	33	49	1	(Z)	2	(Z)
	1,000 TO 4,999 POUNDS . . . . .	53	20	29	49	10	(Z)	10	1
	5,000 TO 9,999 POUNDS . . . . .	22	8	39	28	11	(Z)	1	(Z)
	10,000 TO 19,999 POUNDS . . . . .	43	23	37	41	20	1	1	(Z)
	20,000 TO 29,999 POUNDS . . . . .	19	9	58	65	2	(Z)	1	(Z)
	30,000 TO 39,999 POUNDS . . . . .	111	58	21	22	8	(Z)	7	1
	40,000 TO 49,999 POUNDS . . . . .	25	9	56	31	13	1	-	-
	50,000 POUNDS AND OVER . . . . .	98	11	52	47	75	1	-	-
	SHIPMENT WEIGHT UNKNOWN . . . . .	1 846	36	81	68	1 797	9	1	(Z)
32812	CUT LIMESTONE AND LIMESTONE PRODUCTS	7 252	360	68	22	6 146	71	482	66
	UNDER 500 POUNDS . . . . .	1	(Z)	81	88	1	(Z)	1	(Z)
	500 TO 999 POUNDS . . . . .	(Z)	(Z)	58	66	(Z)	(Z)	-	-
	1,000 TO 4,999 POUNDS . . . . .	3	(Z)	36	58	3	(Z)	-	-
	5,000 TO 9,999 POUNDS . . . . .	13	1	53	61	11	(Z)	-	-
	10,000 TO 19,999 POUNDS . . . . .	3 651	22	100	95	3 643	19	3	(Z)
	20,000 TO 29,999 POUNDS . . . . .	48	7	58	45	34	(Z)	1	(Z)
	30,000 TO 39,999 POUNDS . . . . .	378	72	41	28	189	6	38	6
	40,000 TO 49,999 POUNDS . . . . .	90	4	80	61	81	1	1	(Z)
	50,000 POUNDS AND OVER . . . . .	2 610	169	41	21	2 077	39	247	35
	SHIPMENT WEIGHT UNKNOWN . . . . .	457	85	39	26	108	5	192	24
32813	CUT MARBLE AND MARBLE PRODUCTS	259	55	44	70	147	3	24	3
	UNDER 500 POUNDS . . . . .	116	5	48	33	98	2	14	2
	500 TO 999 POUNDS . . . . .	2	(Z)	58	48	1	(Z)	(Z)	(Z)
	1,000 TO 4,999 POUNDS . . . . .	6	2	21	38	1	(Z)	1	(Z)
	5,000 TO 9,999 POUNDS . . . . .	6	4	54	67	(Z)	(Z)	1	(Z)
	10,000 TO 19,999 POUNDS . . . . .	8	2	69	52	4	(Z)	-	-
	20,000 TO 29,999 POUNDS . . . . .	7	2	64	56	-	-	-	-
	30,000 TO 39,999 POUNDS . . . . .	26	11	76	79	3	(Z)	6	1
	40,000 TO 49,999 POUNDS . . . . .	1	(Z)	100	100	1	(Z)	-	-
	50,000 POUNDS AND OVER . . . . .	71	29	55	87	22	(Z)	2	(Z)
	SHIPMENT WEIGHT UNKNOWN . . . . .	17	(Z)	14	39	16	(Z)	(Z)	(Z)
32819	CUT STONE AND STONE PRODUCTS, NEC.	1 797	71	93	43	1 579	16	96	14
	UNDER 500 POUNDS . . . . .	1	(Z)	52	55	(Z)	(Z)	(Z)	(Z)
	500 TO 999 POUNDS . . . . .	11	(Z)	90	99	(Z)	(Z)	-	-
	1,000 TO 4,999 POUNDS . . . . .	1	1	85	85	8	(Z)	4	(Z)
	5,000 TO 9,999 POUNDS . . . . .	4	(Z)	72	69	4	(Z)	1	(Z)
	10,000 TO 19,999 POUNDS . . . . .	5	(Z)	72	98	4	(Z)	-	-
	20,000 TO 29,999 POUNDS . . . . .	52	7	67	46	23	(Z)	24	3
	30,000 TO 39,999 POUNDS . . . . .	129	30	25	27	34	(Z)	32	5
	40,000 TO 49,999 POUNDS . . . . .	15	6	100	100	-	-	-	-
	50,000 POUNDS AND OVER . . . . .	81	14	55	63	24	2	29	4
	SHIPMENT WEIGHT UNKNOWN . . . . .	1 499	13	97	81	1 484	10	9	1
329	ABRASIVES AND ASBESTOS PRODUCTS.	56 985	11 233	23	15	31 638	609	8 491	1 386
	UNDER 500 POUNDS . . . . .	115	57	12	14	36	1	12	2
	500 TO 999 POUNDS . . . . .	89	37	20	28	27	1	10	2
	1,000 TO 4,999 POUNDS . . . . .	607	207	14	18	180	7	93	14
	5,000 TO 9,999 POUNDS . . . . .	753	258	7	10	150	7	145	21
	10,000 TO 19,999 POUNDS . . . . .	1 229	488	11	7	243	10	223	31
	20,000 TO 29,999 POUNDS . . . . .	988	374	14	13	260	8	145	21
	30,000 TO 39,999 POUNDS . . . . .	7 533	1 502	24	16	4 281	108	899	128
	40,000 TO 49,999 POUNDS . . . . .	3 444	632	72	35	2 694	24	39	6
	50,000 POUNDS AND OVER . . . . .	22 945	6 683	34	26	6 409	262	6 338	1 065
	SHIPMENT WEIGHT UNKNOWN . . . . .	19 923	993	54	31	17 358	180	2 586	97
3291	ABRASIVE PRODUCTS.	1 401	469	27	24	520	8	182	26
	UNDER 500 POUNDS . . . . .	30	18	15	18	5	(Z)	4	1
	500 TO 999 POUNDS . . . . .	23	13	13	14	3	(Z)	4	1
	1,000 TO 4,999 POUNDS . . . . .	93	47	19	23	7	(Z)	20	3
	5,000 TO 9,999 POUNDS . . . . .	68	38	16	24	5	(Z)	13	5
	10,000 TO 19,999 POUNDS . . . . .	134	65	22	20	7	(Z)	37	8
	20,000 TO 29,999 POUNDS . . . . .	122	55	23	16	5	(Z)	30	4
	30,000 TO 39,999 POUNDS . . . . .	724	127	44	40	449	5	65	9
	40,000 TO 49,999 POUNDS . . . . .	29	27	52	69	-	-	7	1
	50,000 POUNDS AND OVER . . . . .	92	46	71	71	-	-	-	-
	SHIPMENT WEIGHT UNKNOWN . . . . .	87	32	13	19	40	1	3	(Z)
32911	NONMETALLIC ARTIFICIAL GRAIN, POWDERS, FLOUR ABRASIVES	513	79	67	61	410	4	13	2
	UNDER 500 POUNDS . . . . .	(Z)	(Z)	72	85	(Z)	(Z)	(Z)	(Z)
	500 TO 999 POUNDS . . . . .	(Z)	(Z)	86	97	(Z)	(Z)	(Z)	(Z)
	1,000 TO 4,999 POUNDS . . . . .	3	2	71	66	(Z)	(Z)	(Z)	(Z)
	5,000 TO 9,999 POUNDS . . . . .	3	2	40	40	-	-	-	-
	10,000 TO 19,999 POUNDS . . . . .	3	2	50	49	-	-	(Z)	(Z)
	20,000 TO 29,999 POUNDS . . . . .	5	5	67	73	-	-	-	-
	30,000 TO 39,999 POUNDS . . . . .	424	12	93	79	409	4	4	(Z)
	40,000 TO 49,999 POUNDS . . . . .	21	19	61	82	-	-	7	1
	50,000 POUNDS AND OVER . . . . .	50	36	100	100	-	-	-	-
	SHIPMENT WEIGHT UNKNOWN . . . . .	2	1	82	57	(Z)	(Z)	2	(Z)
32912	NONMETALLIC BONDED ABRASIVE PRODUCTS	464	237	9	12	49	1	85	12
	UNDER 500 POUNDS . . . . .	23	14	16	15	3	(Z)	3	(Z)
	500 TO 999 POUNDS . . . . .	19	12	17	16	2	(Z)	3	(Z)
	1,000 TO 4,999 POUNDS . . . . .	61	31	21	21	3	(Z)	14	2

TONS (THOUSANDS) AND TON-MILES (MILLIONS) BY DISTANCE OF SHIPMENT--CON.

200 TO 299 MILES		300 TO 499 MILES		500 TO 999 MILES		1,000 TO 1,499 MILES		1,500 MILES AND OVER		MILEAGE UNKNOWN	TCC CODE AND WT.
TONS	TON-MILES	TONS	TON-MILES	TONS	TON-MILES	TONS	TON-MILES	TONS	TON-MILES	TONS	
4	1	4	2	7	5	3	4	(Z)	(Z)	-	3281
3	1	19	8	2	2	-	-	9	16	-	5-10
10	2	17	7	16	10	-	-	-	-	-	10-20
95	22	134	52	93	63	10	11	-	-	-	20-30
-	-	26	11	7	5	2	2	-	-	-	30-60
178	44	111	39	93	56	2	2	-	-	-	60-90
23	6	99	42	47	33	1	1	1	2	40	90+
34	9	111	45	98	66	17	19	15	29	(Z)	UK
2	(Z)	2	1	2	1	(Z)	(Z)	2	4	(Z)	32811
3	1	3	1	1	1	(Z)	(Z)	1	1	(Z)	0-.5
10	3	12	5	8	5	1	1	3	6	(Z)	.5-1
2	(Z)	2	1	4	3	2	3	-	-	-	1-5
3	1	9	4	2	1	-	-	9	16	-	5-10
2	(Z)	6	2	8	6	-	-	-	-	-	10-20
4	1	42	17	42	29	9	10	-	-	-	20-30
-	-	3	2	7	5	2	2	-	-	-	30-60
6	1	15	6	-	-	2	2	-	-	-	60-90
3	1	17	7	25	16	1	1	1	2	-	90+
229	54	236	90	119	78	-	-	-	-	40	UK
-	-	(Z)	(Z)	-	-	-	-	-	-	-	32812
(Z)	(Z)	-	-	(Z)	(Z)	-	-	-	-	-	0-.5
1	(Z)	-	-	1	(Z)	-	-	-	-	-	.5-1
-	-	6	3	-	-	-	-	-	-	-	1-5
4	1	3	1	7	4	-	-	-	-	-	5-10
67	15	42	16	43	28	-	-	-	-	-	10-20
-	-	8	3	-	-	-	-	-	-	-	20-30
143	34	97	33	47	28	-	-	-	-	-	30-60
13	4	81	35	22	17	-	-	-	-	-	60-90
6	2	20	7	60	38	2	3	(Z)	(Z)	-	90+
(Z)	(Z)	3	1	(Z)	(Z)	(Z)	(Z)	-	-	40	UK
(Z)	(Z)	(Z)	(Z)	(Z)	(Z)	(Z)	(Z)	-	-	-	32813
1	(Z)	2	1	1	1	(Z)	1	(Z)	(Z)	(Z)	0-.5
1	(Z)	2	1	2	2	1	1	(Z)	(Z)	(Z)	.5-1
(Z)	(Z)	4	1	(Z)	(Z)	-	-	-	-	-	1-5
4	1	1	1	1	(Z)	-	-	-	-	-	5-10
-	-	7	2	9	7	1	1	-	-	-	10-20
-	-	-	-	-	-	-	-	-	-	-	20-30
-	-	-	-	46	28	-	-	-	-	-	30-60
(Z)	(Z)	-	-	(Z)	(Z)	-	-	-	-	-	60-90
57	15	64	26	1	(Z)	(Z)	(Z)	-	-	-	90+
(Z)	(Z)	(Z)	(Z)	1	(Z)	(Z)	(Z)	-	-	-	UK
1	(Z)	-	-	-	-	-	-	-	-	-	32819
-	-	-	-	-	-	-	-	-	-	-	0-.5
-	-	-	-	-	-	-	-	-	-	-	.5-1
-	-	-	-	-	-	-	-	-	-	-	1-5
-	-	7	3	(Z)	(Z)	-	-	-	-	-	5-10
-	-	-	-	-	-	-	-	-	-	-	10-20
21	5	42	17	-	-	-	-	-	-	-	20-30
-	-	15	6	-	-	-	-	-	-	-	30-60
28	8	-	-	-	-	-	-	-	-	-	60-90
7	1	(Z)	(Z)	-	-	-	-	-	-	-	90+
4 262	1 055	6 582	2 545	3 878	2 654	713	834	1 154	2 150	266	UK
13	3	16	6	22	16	7	8	10	21	(Z)	329
11	3	13	5	18	12	5	7	4	7	(Z)	0-.5
109	25	104	40	81	57	21	26	19	38	-	.5-1
143	34	162	61	116	79	17	21	19	36	-	1-5
222	54	212	79	218	150	72	85	40	78	-	5-10
140	36	191	74	177	124	40	47	35	64	-	10-20
612	153	798	309	729	488	108	124	105	192	-	20-30
85	21	115	50	315	229	104	115	92	188	-	30-60
2 813	695	4 721	1 822	1 606	1 112	261	300	777	1 426	20	60-90
113	29	251	98	597	387	78	101	54	101	245	90+
204	52	152	61	245	184	54	61	38	77	6	UK
4	1	4	2	7	5	3	4	3	6	(Z)	3291
3	1	3	1	5	4	2	3	2	4	-	0-.5
20	5	19	7	16	12	5	7	6	13	-	.5-1
10	2	10	4	21	15	2	2	7	13	-	1-5
21	6	21	9	31	21	8	9	8	14	-	5-10
30	8	17	7	29	20	10	12	2	4	-	10-20
59	15	63	26	68	49	21	22	(Z)	1	-	20-30
-	-	-	-	18	16	-	-	4	10	-	30-60
49	13	6	2	36	32	-	-	-	-	-	60-90
8	2	8	3	13	10	3	3	5	12	6	90+
10	2	9	3	63	53	3	4	5	12	(Z)	UK
(Z)	(Z)	(Z)	(Z)	(Z)	(Z)	(Z)	(Z)	(Z)	(Z)	(Z)	32911
(Z)	(Z)	-	-	-	-	(Z)	(Z)	-	-	(Z)	0-.5
(Z)	(Z)	1	(Z)	1	1	1	1	(Z)	1	(Z)	.5-1
1	(Z)	1	1	1	1	-	-	(Z)	(Z)	(Z)	1-5
1	(Z)	(Z)	(Z)	2	2	-	-	(Z)	(Z)	(Z)	5-10
-	-	(Z)	(Z)	2	2	3	3	-	-	-	10-20
-	-	(Z)	(Z)	10	8	-	-	-	-	-	20-30
-	-	-	-	10	8	-	-	4	10	-	30-60
7	2	6	2	36	32	-	-	-	-	-	60-90
(Z)	(Z)	(Z)	(Z)	(Z)	(Z)	(Z)	(Z)	(Z)	(Z)	(Z)	90+
89	24	57	22	121	86	35	41	27	52	(Z)	UK
4	1	3	1	6	4	2	3	2	4	-	32912
3	1	3	1	4	3	2	3	2	4	-	0-.5
14	3	13	5	9	6	4	5	4	8	-	.5-1
-	-	-	-	-	-	-	-	-	-	-	1-5

BUREAU OF THE CENSUS



TABLE 3. SHIPMENTS BY MANUFACTURING ESTABLISHMENTS--COMMODITIES AND WEIGHT OF SHIPMENT BY DISTANCE SHIPPED: 1977--CON.

TCC CODE	COMMODITY AND WEIGHT OF SHIPMENT	ALL SHIPMENTS				TONS (THOUSANDS) AND TON-MILES (MILLIONS) BY DISTANCE OF SHIPMENT			
		TONS (THOU- SANDS) (A)	TON-MILES (MIL- LIONS) (B)	STANDARD ERROR (PERCENT) FOR COLUMNS--		UNDER 100 MILES		100 TO 199 MILES	
				(A)	(B)	TONS	TON- MILES	TONS	TON- MILES
32912	NONMETALLIC BONDED ABRASIVE PRODUCTS								
	5,000 TO 9,999 POUNDS . . . . .	43	27	18	24	3	(Z)	6	1
	10,000 TO 19,999 POUNDS . . . . .	85	45	19	27	1	(Z)	30	4
	20,000 TO 29,999 POUNDS . . . . .	74	34	18	25	-	-	14	2
	30,000 TO 59,999 POUNDS . . . . .	74	35	32	46	-	-	14	2
	60,000 TO 89,999 POUNDS . . . . .	8	8	100	100	-	-	-	-
	SHIPMENT WEIGHT UNKNOWN . . . . .	76	31	15	21	37	1	2	(Z)
32914	METAL ABRASIVES . . . . .	408	150	55	55	58	3	77	11
	UNDER 500 POUNDS . . . . .	4	4	87	96	1	(Z)	1	(Z)
	500 TO 999 POUNDS . . . . .	3	1	46	51	1	(Z)	1	(Z)
	1,000 TO 4,999 POUNDS . . . . .	24	13	56	63	4	(Z)	4	1
	5,000 TO 9,999 POUNDS . . . . .	16	9	53	69	2	(Z)	2	(Z)
	10,000 TO 19,999 POUNDS . . . . .	46	18	44	46	6	(Z)	7	1
	20,000 TO 29,999 POUNDS . . . . .	42	16	46	29	5	(Z)	15	2
	30,000 TO 59,999 POUNDS . . . . .	226	79	53	55	39	2	47	7
	90,000 POUNDS AND OVER . . . . .	42	11	100	100	-	-	-	-
	SHIPMENT WEIGHT UNKNOWN . . . . .	6	-	13	-	-	-	-	-
3292	ASBESTOS PRODUCTS AND ASPHALT FLOOR TILE . . . . .	1 530	673	17	18	318	13	175	26
	UNDER 500 POUNDS . . . . .	14	6	16	18	4	(Z)	2	(Z)
	500 TO 999 POUNDS . . . . .	13	7	17	16	3	(Z)	1	(Z)
	1,000 TO 4,999 POUNDS . . . . .	130	52	22	21	26	1	30	4
	5,000 TO 9,999 POUNDS . . . . .	68	25	23	23	18	1	17	3
	10,000 TO 19,999 POUNDS . . . . .	109	47	19	22	20	1	7	1
	20,000 TO 29,999 POUNDS . . . . .	176	69	21	23	41	2	21	3
	30,000 TO 59,999 POUNDS . . . . .	716	294	19	23	146	7	79	12
	60,000 TO 89,999 POUNDS . . . . .	91	57	41	37	22	1	3	(Z)
	90,000 POUNDS AND OVER . . . . .	186	103	55	40	34	2	13	2
	SHIPMENT WEIGHT UNKNOWN . . . . .	28	14	66	91	4	(Z)	1	(Z)
32921	ASBESTOS FRICTION MATERIAL . . . . .	162	82	31	36	12	1	14	2
	UNDER 500 POUNDS . . . . .	8	4	27	27	3	(Z)	1	(Z)
	500 TO 999 POUNDS . . . . .	3	3	21	27	(Z)	(Z)	1	(Z)
	1,000 TO 4,999 POUNDS . . . . .	33	19	28	26	1	(Z)	6	1
	5,000 TO 9,999 POUNDS . . . . .	11	6	30	29	-	-	1	(Z)
	10,000 TO 19,999 POUNDS . . . . .	27	10	58	48	-	-	-	-
	20,000 TO 29,999 POUNDS . . . . .	23	12	36	39	-	-	-	-
	30,000 TO 59,999 POUNDS . . . . .	43	18	40	54	6	(Z)	6	1
	60,000 TO 89,999 POUNDS . . . . .	7	9	86	91	-	-	-	-
	SHIPMENT WEIGHT UNKNOWN . . . . .	5	(Z)	18	93	1	(Z)	(Z)	(Z)
32922	ASBESTOS CEMENT PRODUCTS . . . . .	460	199	39	45	94	5	64	10
	UNDER 500 POUNDS . . . . .	1	(Z)	43	48	(Z)	(Z)	(Z)	(Z)
	500 TO 999 POUNDS . . . . .	2	(Z)	45	53	2	(Z)	(Z)	(Z)
	1,000 TO 4,999 POUNDS . . . . .	52	11	39	37	13	1	18	3
	5,000 TO 9,999 POUNDS . . . . .	10	2	47	67	2	(Z)	6	1
	10,000 TO 19,999 POUNDS . . . . .	13	7	43	53	4	(Z)	1	(Z)
	20,000 TO 29,999 POUNDS . . . . .	30	12	48	53	6	(Z)	6	1
	30,000 TO 59,999 POUNDS . . . . .	300	109	49	49	58	3	33	5
	60,000 TO 89,999 POUNDS . . . . .	17	22	63	64	-	-	-	-
	90,000 POUNDS AND OVER . . . . .	34	36	57	59	9	(Z)	-	-
32923	ASPHALT AND VINYL ASBESTOS FLOOR TILE . . . . .	511	242	33	32	106	3	69	10
	UNDER 500 POUNDS . . . . .	2	1	38	29	1	(Z)	(Z)	(Z)
	500 TO 999 POUNDS . . . . .	4	3	31	29	1	(Z)	(Z)	(Z)
	1,000 TO 4,999 POUNDS . . . . .	35	17	38	33	8	(Z)	6	1
	5,000 TO 9,999 POUNDS . . . . .	39	13	37	42	14	(Z)	9	1
	10,000 TO 19,999 POUNDS . . . . .	53	25	34	40	12	(Z)	6	1
	20,000 TO 29,999 POUNDS . . . . .	96	40	35	36	21	1	15	2
	30,000 TO 59,999 POUNDS . . . . .	212	110	31	38	35	1	30	5
	60,000 TO 89,999 POUNDS . . . . .	37	13	70	97	11	(Z)	3	(Z)
	90,000 POUNDS AND OVER . . . . .	12	7	100	100	-	-	-	-
	SHIPMENT WEIGHT UNKNOWN . . . . .	20	13	100	100	3	(Z)	1	(Z)
32924	ASBESTOS INSULATION . . . . .	121	43	19	36	40	1	10	1
	UNDER 500 POUNDS . . . . .	1	(Z)	60	72	(Z)	(Z)	(Z)	(Z)
	500 TO 999 POUNDS . . . . .	(Z)	(Z)	69	98	(Z)	(Z)	(Z)	(Z)
	1,000 TO 4,999 POUNDS . . . . .	3	(Z)	57	51	3	(Z)	-	-
	5,000 TO 9,999 POUNDS . . . . .	1	(Z)	100	100	-	-	1	(Z)
	10,000 TO 19,999 POUNDS . . . . .	10	3	38	51	4	(Z)	1	(Z)
	20,000 TO 29,999 POUNDS . . . . .	9	3	47	55	4	(Z)	-	-
	30,000 TO 59,999 POUNDS . . . . .	45	11	24	35	24	1	-	-
	60,000 TO 89,999 POUNDS . . . . .	5	(Z)	100	100	5	(Z)	-	-
	90,000 POUNDS AND OVER . . . . .	47	26	49	56	-	-	8	1
	SHIPMENT WEIGHT UNKNOWN . . . . .	1	(Z)	-	-	-	-	-	-
32929	ASBESTOS PRODUCTS, NEC . . . . .	277	108	63	55	67	4	18	3
	UNDER 500 POUNDS . . . . .	1	1	22	30	(Z)	(Z)	(Z)	(Z)
	500 TO 999 POUNDS . . . . .	2	1	31	36	(Z)	(Z)	(Z)	(Z)
	1,000 TO 4,999 POUNDS . . . . .	7	4	38	49	1	(Z)	1	(Z)
	5,000 TO 9,999 POUNDS . . . . .	7	3	52	70	2	(Z)	2	(Z)
	10,000 TO 19,999 POUNDS . . . . .	6	2	51	51	(Z)	(Z)	(Z)	(Z)
	20,000 TO 29,999 POUNDS . . . . .	17	3	64	58	10	1	-	-
	30,000 TO 59,999 POUNDS . . . . .	117	47	52	47	23	1	9	1
	60,000 TO 89,999 POUNDS . . . . .	24	12	57	71	6	(Z)	(Z)	(Z)
	90,000 POUNDS AND OVER . . . . .	93	34	97	97	25	1	5	1
	SHIPMENT WEIGHT UNKNOWN . . . . .	2	1	98	100	-	-	(Z)	(Z)
3293	GASKETS AND PACKING . . . . .	195	113	44	50	34	1	16	2
	UNDER 500 POUNDS . . . . .	34	23	26	33	4	(Z)	4	1
	500 TO 999 POUNDS . . . . .	21	9	62	72	4	(Z)	3	(Z)
	1,000 TO 4,999 POUNDS . . . . .	77	39	53	59	13	1	5	1
	5,000 TO 9,999 POUNDS . . . . .	27	11	61	75	6	(Z)	3	(Z)
	10,000 TO 19,999 POUNDS . . . . .	8	3	75	86	1	(Z)	-	-
	20,000 TO 29,999 POUNDS . . . . .	17	23	90	100	4	(Z)	-	-
	30,000 TO 59,999 POUNDS . . . . .	(Z)	(Z)	100	100	-	-	(Z)	(Z)

TONS (THOUSANDS) AND TON-MILES (MILLIONS) BY DISTANCE OF SHIPMENT--CON.

200 TO 299 MILES		300 TO 499 MILES		500 TO 999 MILES		1,000 TO 1,499 MILES		1,500 MILES AND OVER		MILEAGE UNKNOWN	TCC CODE AND WT.
TONS	TON-MILES	TONS	TON-MILES	TONS	TON-MILES	TONS	TON-MILES	TONS	TON-MILES	TONS	
6	1	7	3	14	10	2	2	6	10	-	32912
11	3	4	1	26	18	6	7	6	11	-	5-10
28	8	5	2	20	13	7	9	1	1	-	10-20
16	5	14	6	21	13	9	10	(Z)	1	-	20-30
-	-	-	-	8	8	-	-	-	-	-	30-60
8	2	8	3	13	10	3	3	5	11	(Z)	60-90
											UK
101	25	85	36	60	46	15	16	7	13	6	32914
(Z)	(Z)	(Z)	(Z)	1	1	1	1	1	2	-	0-.5
(Z)	(Z)	(Z)	(Z)	(Z)	(Z)	-	-	-	-	-	.5-1
1	(Z)	6	2	6	5	1	1	2	4	-	1-5
4	1	2	1	6	4	-	-	1	3	-	5-10
10	3	17	7	7	3	2	2	1	2	-	10-20
2	1	12	5	3	2	-	-	2	3	-	20-30
42	10	49	20	36	29	12	12	-	-	-	30-60
42	11	-	-	-	-	-	-	-	-	-	90+
-	-	-	-	-	-	-	-	-	-	-	UK
233	59	294	116	396	278	50	61	60	120	5	3292
2	(Z)	2	1	3	2	1	1	1	2	(Z)	0-.5
2	(Z)	2	1	4	2	1	1	1	2	(Z)	.5-1
19	4	16	6	29	21	5	6	4	9	-	1-5
5	1	9	4	13	9	2	3	3	5	-	5-10
23	6	26	9	25	18	3	4	4	8	-	10-20
31	8	34	12	42	31	2	3	5	11	-	20-30
132	34	143	56	174	119	18	23	25	44	-	30-60
6	2	10	4	37	27	7	8	7	14	-	60-90
13	3	45	19	63	44	10	12	9	21	-	90+
(Z)	(Z)	8	3	7	5	1	1	2	4	-	UK
34	9	28	11	61	40	3	3	7	16	4	32921
1	(Z)	1	(Z)	2	1	(Z)	(Z)	1	2	-	0-.5
1	(Z)	1	(Z)	2	1	(Z)	(Z)	(Z)	1	-	.5-1
4	1	3	1	15	10	1	2	2	4	-	1-5
1	(Z)	4	1	5	3	-	-	1	2	-	5-10
14	4	7	2	5	3	-	-	1	1	-	10-20
9	2	4	2	9	6	-	-	1	2	-	20-30
4	1	8	3	17	11	1	1	-	-	-	30-60
-	-	-	-	5	4	-	-	2	5	-	60-90
(Z)	(Z)	-	-	-	-	-	-	(Z)	(Z)	-	UK
105	27	62	24	95	66	22	26	18	40	-	32922
(Z)	(Z)	(Z)	(Z)	(Z)	(Z)	(Z)	(Z)	(Z)	(Z)	-	0-.5
(Z)	(Z)	(Z)	(Z)	(Z)	(Z)	(Z)	(Z)	(Z)	(Z)	-	.5-1
12	3	7	2	1	1	(Z)	(Z)	(Z)	1	-	1-5
-	-	-	-	2	1	(Z)	(Z)	(Z)	-	-	5-10
(Z)	(Z)	1	(Z)	5	4	2	2	-	-	-	10-20
5	1	2	1	8	6	1	1	1	2	-	20-30
85	22	51	21	64	43	6	8	4	7	-	30-60
1	(Z)	-	-	5	4	7	8	5	10	-	60-90
1	(Z)	-	-	9	7	6	7	9	21	-	90+
48	11	89	33	157	111	12	15	31	58	(Z)	32923
(Z)	(Z)	(Z)	(Z)	(Z)	(Z)	(Z)	(Z)	(Z)	(Z)	(Z)	0-.5
(Z)	(Z)	1	(Z)	1	1	1	1	(Z)	1	(Z)	.5-1
2	(Z)	5	2	10	8	3	4	1	2	-	1-5
4	1	5	2	5	4	2	3	1	2	-	5-10
5	1	14	5	12	9	1	1	3	7	-	10-20
11	3	22	8	24	19	1	1	3	7	-	20-30
22	5	33	13	69	48	3	3	20	36	-	30-60
3	1	3	1	17	11	-	-	-	-	-	60-90
-	-	-	-	12	7	-	-	-	-	-	90+
(Z)	(Z)	6	3	7	5	1	1	2	4	-	UK
6	2	24	10	41	28	1	1	(Z)	(Z)	(Z)	32924
-	-	-	-	(Z)	(Z)	-	-	-	-	-	0-.5
-	-	-	-	-	-	-	-	-	-	-	.5-1
-	-	(Z)	(Z)	(Z)	(Z)	-	-	(Z)	(Z)	-	1-5
-	-	-	-	-	-	-	-	-	-	-	5-10
-	-	4	2	2	1	-	-	-	-	-	10-20
-	-	5	2	-	-	1	1	-	-	-	20-30
6	2	5	2	10	7	-	-	-	-	-	30-60
-	-	-	-	-	-	-	-	-	-	-	60-90
-	-	9	4	29	20	-	-	-	-	-	90+
-	-	-	-	(Z)	(Z)	-	-	-	-	(Z)	UK
41	10	92	37	43	33	13	16	3	6	(Z)	32929
(Z)	(Z)	(Z)	(Z)	(Z)	(Z)	(Z)	(Z)	(Z)	(Z)	(Z)	0-.5
(Z)	(Z)	(Z)	(Z)	1	1	(Z)	(Z)	(Z)	(Z)	(Z)	.5-1
1	(Z)	1	(Z)	3	2	(Z)	(Z)	1	2	(Z)	1-5
1	(Z)	1	(Z)	1	1	-	-	-	2	-	5-10
3	1	(Z)	(Z)	2	1	(Z)	(Z)	-	-	-	10-20
6	1	(Z)	(Z)	1	1	-	-	-	-	-	20-30
16	4	45	17	14	11	8	11	1	2	-	30-60
2	1	7	3	9	8	-	-	-	-	-	60-90
11	3	36	15	13	10	4	5	-	-	-	90+
-	-	1	1	(Z)	(Z)	-	-	(Z)	(Z)	(Z)	UK
43	10	26	10	39	27	8	11	27	51	2	3293
5	1	7	3	8	6	2	2	5	11	-	0-.5
4	1	3	1	4	3	2	3	(Z)	1	-	.5-1
19	4	15	6	16	11	3	5	6	12	-	1-5
9	2	(Z)	(Z)	8	6	-	-	1	2	-	5-10
5	1	1	(Z)	1	1	(Z)	1	-	-	-	10-20
-	-	-	-	-	-	-	-	13	23	-	30-60
-	-	(Z)	(Z)	(Z)	(Z)	-	-	-	-	-	60-90

COMMODITY TRANSPORTATION SURVEY

TABLE 3. SHIPMENTS BY MANUFACTURING ESTABLISHMENTS--COMMOITIES AND WEIGHT OF SHIPMENT BY OISTANCE SHIPPED: 1977--CON.

TCC COOE	COMMOITY AND WEIGHT OF SHIPMENT	ALL SHIPMENTS				TONS (THOUSANDS) AND TON-MILES (BILLIONS) BY DISTANCE OF SHIPMENT			
		TONS (THOU- SANDS) (A)	TON-MILES (BIL- LIONS) (B)	STANDARD ERROR (PERCENT) FOR COLUMNS--		UNDER 100 MILES		100 TO 199 MILES	
				(A)	(B)	TONS	TON- MILES	TONS	TON- MILES
3293	GASKETS AND PACKING. . . . .								
	90,000 POUNDS AND OVER . . . . .	1	1	100	100	-	-	-	-
	SHIPMENT WEIGHT UNKNOWN. . . . .	10	3	60	69	-	(Z)	2	(Z)
32931	GASKETS, ALL TYPES . . . . .	94	57	51	72	26	1	8	1
	UNDER 500 POUNDS . . . . .	13	13	29	41	2	(Z)	1	(Z)
	500 TO 999 POUNDS. . . . .	7	4	45	39	3	(Z)	1	(Z)
	1,000 TO 4,999 POUNDS. . . . .	31	11	45	60	9	(Z)	2	(Z)
	5,000 TO 9,999 POUNDS. . . . .	11	1	66	64	6	(Z)	3	(Z)
	10,000 TO 19,999 POUNDS. . . . .	8	3	75	86	1	(Z)	-	-
	30,000 TO 59,999 POUNDS. . . . .	17	23	90	100	4	(Z)	-	-
	SHIPMENT WEIGHT UNKNOWN. . . . .	6	3	80	78	1	(Z)	1	(Z)
32932	PACKING, ALL TYPES . . . . .	101	56	61	67	9	1	8	1
	UNDER 500 POUNDS . . . . .	21	11	34	39	2	(Z)	3	(Z)
	500 TO 999 POUNDS. . . . .	14	6	68	85	1	(Z)	2	(Z)
	1,000 TO 4,999 POUNDS. . . . .	46	28	69	74	4	(Z)	3	(Z)
	5,000 TO 9,999 POUNDS. . . . .	16	10	81	81	-	-	-	-
	10,000 TO 19,999 POUNDS. . . . .	(Z)	(Z)	100	100	-	-	-	-
	30,000 TO 59,999 POUNDS. . . . .	(Z)	(Z)	100	100	-	-	-	-
	60,000 TO 89,999 POUNDS. . . . .	(Z)	(Z)	100	100	-	-	(Z)	(Z)
	90,000 POUNDS AND OVER . . . . .	1	1	100	100	-	-	-	-
	SHIPMENT WEIGHT UNKNOWN. . . . .	3	1	53	82	1	(Z)	(Z)	(Z)
3295	NONMETALLIC EARTHS AND MINERALS, GROUND OR TREATED . . . . .	50 822	8 034	26	21	30 527	543	8 095	1 339
	UNDER 500 POUNDS . . . . .	11	2	54	38	8	(Z)	(Z)	(Z)
	500 TO 999 POUNDS. . . . .	6	1	57	31	5	(Z)	(Z)	(Z)
	1,000 TO 4,999 POUNDS. . . . .	124	15	44	31	82	3	18	2
	5,000 TO 9,999 POUNDS. . . . .	78	16	23	19	35	1	13	2
	10,000 TO 19,999 POUNDS. . . . .	318	64	30	19	101	3	91	12
	20,000 TO 29,999 POUNDS. . . . .	245	53	36	27	135	3	27	3
	30,000 TO 59,999 POUNDS. . . . .	4 744	627	31	21	2 969	70	679	95
	60,000 TO 89,999 POUNDS. . . . .	3 650	437	78	47	3 168	27	20	3
	90,000 POUNDS AND OVER . . . . .	22 492	6 194	35	27	6 219	257	6 672	1 124
	SHIPMENT WEIGHT UNKNOWN. . . . .	19 157	625	56	42	17 804	180	575	97
32951	VERMICULITE, EXFOLIATED, LDSE . . . . .	167	17	44	58	96	2	28	4
	UNDER 500 POUNDS . . . . .	1	(Z)	67	96	(Z)	(Z)	-	-
	500 TO 999 POUNDS. . . . .	(Z)	(Z)	69	77	(Z)	(Z)	-	-
	1,000 TO 4,999 POUNDS. . . . .	5	(Z)	58	65	3	(Z)	1	(Z)
	5,000 TO 9,999 POUNDS. . . . .	14	3	65	74	2	(Z)	6	1
	10,000 TO 19,999 POUNDS. . . . .	47	6	62	80	20	1	15	3
	20,000 TO 29,999 POUNDS. . . . .	14	3	55	63	4	(Z)	2	(Z)
	30,000 TO 59,999 POUNDS. . . . .	8	1	75	74	5	(Z)	2	(Z)
	90,000 POUNDS AND OVER . . . . .	18	3	54	48	2	(Z)	2	(Z)
	SHIPMENT WEIGHT UNKNOWN. . . . .	60	(Z)	100	100	60	(Z)	-	-
32952	LIGHT WEIGHT AGGREGATES, GROUND. . . . .	37 468	4 599	38	36	24 253	371	6 228	1 067
	UNDER 500 POUNDS . . . . .	1	(Z)	65	45	(Z)	(Z)	(Z)	(Z)
	500 TO 999 POUNDS. . . . .	1	(Z)	70	57	(Z)	(Z)	-	-
	1,000 TO 4,999 POUNDS. . . . .	24	3	69	63	15	(Z)	3	(Z)
	5,000 TO 9,999 POUNDS. . . . .	23	6	32	31	6	(Z)	5	(Z)
	10,000 TO 19,999 POUNDS. . . . .	127	24	32	26	60	2	9	1
	20,000 TO 29,999 POUNDS. . . . .	56	9	25	46	4	1	3	1
	30,000 TO 59,999 POUNDS. . . . .	2 217	160	64	25	1 859	18	54	8
	60,000 TO 89,999 POUNDS. . . . .	396	280	45	61	105	1	16	2
	90,000 POUNDS AND OVER . . . . .	16 743	3 773	52	47	4 854	188	5 674	970
	SHIPMENT WEIGHT UNKNOWN. . . . .	17 882	343	61	51	17 313	161	465	85
32953	MAGNESIA AND MAGNESITE, CALCINED, OEO BURNED, GROUND. . . . .	311	254	13	21	45	(Z)	27	5
	UNDER 500 POUNDS . . . . .	(Z)	(Z)	50	59	(Z)	(Z)	-	-
	500 TO 999 POUNDS. . . . .	(Z)	(Z)	100	100	-	-	-	-
	1,000 TO 4,999 POUNDS. . . . .	1	(Z)	96	96	-	-	(Z)	(Z)
	5,000 TO 9,999 POUNDS. . . . .	1	(Z)	95	70	1	(Z)	-	-
	10,000 TO 19,999 POUNDS. . . . .	(Z)	(Z)	100	100	-	-	-	-
	20,000 TO 29,999 POUNDS. . . . .	1	(Z)	74	66	1	(Z)	-	-
	30,000 TO 59,999 POUNDS. . . . .	25	9	32	37	2	(Z)	7	1
	60,000 TO 89,999 POUNDS. . . . .	8	7	79	77	(Z)	(Z)	-	-
	90,000 POUNDS AND OVER . . . . .	175	191	15	24	-	-	21	4
	SHIPMENT WEIGHT UNKNOWN. . . . .	101	46	21	45	41	(Z)	-	-
32955	FELOSPAR, GROUND OR OTHERWISE TREATED. . . . .	370	39	32	41	123	8	40	5
	UNDER 500 POUNDS . . . . .	(Z)	(Z)	53	55	(Z)	(Z)	(Z)	(Z)
	500 TO 999 POUNDS. . . . .	1	(Z)	100	100	1	(Z)	-	-
	1,000 TO 4,999 POUNDS. . . . .	17	1	97	98	10	(Z)	7	1
	5,000 TO 9,999 POUNDS. . . . .	7	(Z)	100	100	7	(Z)	-	-
	10,000 TO 19,999 POUNDS. . . . .	49	9	94	98	3	(Z)	19	2
	30,000 TO 59,999 POUNDS. . . . .	73	6	57	45	56	4	11	1
	90,000 POUNDS AND OVER . . . . .	46	4	55	56	46	4	-	-
	SHIPMENT WEIGHT UNKNOWN. . . . .	177	19	12	32	-	-	2	(Z)
32956	CRUSHEO AND GROUND UNCALCINED GYPSUM (INCL. GYPSITE) . . . . .	1 355	219	29	48	711	30	111	18
	UNDER 500 POUNDS . . . . .	3	(Z)	93	96	3	(Z)	-	-
	500 TO 999 POUNDS. . . . .	1	(Z)	100	100	1	(Z)	-	-
	1,000 TO 4,999 POUNDS. . . . .	6	(Z)	68	87	4	(Z)	1	(Z)
	5,000 TO 9,999 POUNDS. . . . .	6	(Z)	76	68	5	(Z)	1	(Z)
	10,000 TO 19,999 POUNDS. . . . .	6	1	74	92	6	(Z)	-	-
	20,000 TO 29,999 POUNDS. . . . .	419	54	40	41	242	13	93	16
	30,000 TO 59,999 POUNDS. . . . .	82	10	60	72	68	4	-	-
	60,000 TO 89,999 POUNDS. . . . .	498	82	54	70	304	8	8	1
	90,000 POUNDS AND OVER . . . . .	334	71	23	67	79	4	9	1
	SHIPMENT WEIGHT UNKNOWN. . . . .								
32959	NONMETALLIC MINERALS, GROUND OR TREATED, NEC . . . . .	10 199	2 603	36	31	5 217	127	1 532	221
	UNDER 500 POUNDS . . . . .	5	1	86	54	5	(Z)	(Z)	(Z)
	500 TO 999 POUNDS. . . . .	3	(Z)	86	46	3	(Z)	(Z)	(Z)
	1,000 TO 4,999 POUNDS. . . . .	68	8	64	49	50	2	5	1
	5,000 TO 9,999 POUNDS. . . . .	26	6	29	35	14	(Z)	1	(Z)



TONS (THOUSANDS) AND TON-MILES (MILLIONS) BY DISTANCE OF SHIPMENT--CON.

200 TO 299 MILES		300 TO 499 MILES		500 TO 999 MILES		1,000 TO 1,499 MILES		1,500 MILES AND OVER		MILEAGE UNKNOWN	TCC CODE AND WT.
TONS	TON-MILES	TONS	TON-MILES	TONS	TON-MILES	TONS	TON-MILES	TONS	TON-MILES	TONS	
-	-	(Z)	(Z)	(Z)	(Z)	(Z)	(Z)	(Z)	(Z)	-	3293
1	(Z)	(Z)	(Z)	1	1	(Z)	(Z)	1	2	2	90+ UK
15	4	12	4	11	7	3	4	19	35	1	32931
1	(Z)	2	1	3	2	1	1	3	8	-	0-.5
1	(Z)	(Z)	(Z)	1	1	1	1	(Z)	1	-	.5-1
5	1	9	3	5	3	(Z)	(Z)	1	2	-	1-5
2	1	(Z)	(Z)	-	-	-	-	-	-	-	5-10
5	1	1	(Z)	1	1	(Z)	1	-	-	-	10-20
-	-	-	-	-	-	-	-	13	23	-	30-60
1	(Z)	(Z)	(Z)	1	(Z)	(Z)	(Z)	1	2	1	90+ UK
27	7	14	6	28	20	5	7	8	15	1	32932
3	1	5	2	5	4	2	1	2	3	-	0-.5
3	1	3	1	3	2	1	1	-	-	-	.5-1
14	3	6	3	11	8	3	4	5	9	-	1-5
6	2	-	-	8	6	-	-	1	2	-	5-10
-	-	-	-	(Z)	(Z)	-	-	-	-	-	10-20
-	-	(Z)	(Z)	(Z)	(Z)	-	-	(Z)	(Z)	-	30-60
-	-	(Z)	(Z)	(Z)	(Z)	(Z)	(Z)	-	-	-	60-90
(Z)	(Z)	-	-	(Z)	(Z)	-	-	(Z)	(Z)	1	90+ UK
3 182	786	5 357	2 058	2 366	1 597	408	471	651	1 240	235	3295
(Z)	(Z)	(Z)	(Z)	1	1	(Z)	(Z)	(Z)	1	-	0-.5
(Z)	(Z)	(Z)	(Z)	1	(Z)	(Z)	(Z)	(Z)	(Z)	-	.5-1
7	2	11	4	4	3	1	2	(Z)	(Z)	-	1-5
13	3	7	3	10	7	(Z)	(Z)	(Z)	1	-	5-10
80	19	15	6	26	17	4	5	1	2	-	10-20
26	7	23	8	19	13	10	11	5	8	-	20-30
359	89	455	173	241	148	33	38	8	13	-	30-60
17	4	87	38	218	154	82	91	58	120	-	60-90
2 625	647	4 670	1 793	1 485	1 035	239	276	562	1 062	19	90+
54	15	91	33	362	219	37	48	16	33	216	90+ UK
23	6	8	3	3	2	-	-	-	-	9	32951
-	-	-	-	-	(Z)	-	-	-	-	-	0-.5
1	(Z)	-	-	-	-	-	-	-	-	-	.5-1
5	1	1	(Z)	-	-	-	-	-	-	-	1-5
11	3	2	1	-	-	-	-	-	-	-	5-10
5	2	2	1	-	-	-	-	-	-	-	10-20
1	(Z)	(Z)	(Z)	(Z)	(Z)	-	-	-	-	-	20-30
-	-	3	1	2	1	-	-	-	-	-	30-60
-	-	-	-	-	-	-	-	-	-	9	90+
-	-	-	-	-	-	-	-	-	-	-	UK
1 835	446	3 737	1 375	952	682	323	371	137	286	3	32952
(Z)	(Z)	(Z)	(Z)	(Z)	(Z)	-	-	(Z)	(Z)	-	0-.5
(Z)	(Z)	(Z)	(Z)	1	(Z)	-	-	-	-	-	.5-1
2	(Z)	2	1	1	1	(Z)	(Z)	(Z)	(Z)	-	1-5
4	1	3	1	5	3	-	-	-	-	-	5-10
39	9	4	2	14	8	1	2	(Z)	1	-	10-20
7	2	1	(Z)	4	3	1	1	5	1	-	20-30
105	27	133	52	54	38	8	8	46	8	-	30-60
10	2	48	21	75	77	85	85	46	93	-	60-90
1 668	404	3 546	1 298	715	516	216	247	69	150	1	90+
(Z)	(Z)	1	(Z)	64	38	20	26	16	33	2	90+ UK
7	2	20	8	124	80	18	24	61	136	9	32953
(Z)	(Z)	(Z)	(Z)	-	-	-	-	-	-	-	0-.5
-	-	-	-	-	-	-	-	(Z)	(Z)	-	.5-1
-	-	-	-	1	(Z)	-	-	-	-	-	1-5
(Z)	(Z)	(Z)	(Z)	-	-	(Z)	(Z)	-	-	-	5-10
-	-	-	-	-	-	-	-	(Z)	(Z)	-	10-20
-	-	-	-	-	-	-	-	-	-	-	20-30
1	(Z)	5	2	10	6	-	-	-	-	-	30-60
-	-	-	-	8	7	-	-	(Z)	(Z)	-	60-90
6	1	15	5	59	38	5	7	61	135	9	90+
(Z)	(Z)	-	-	46	29	13	17	-	-	1	90+ UK
38	9	23	8	10	7	2	2	(Z)	(Z)	133	32955
-	-	(Z)	(Z)	(Z)	(Z)	(Z)	(Z)	(Z)	(Z)	-	0-.5
-	-	-	-	-	-	-	-	-	-	-	.5-1
-	-	-	-	-	-	-	-	-	-	-	1-5
-	-	-	-	-	-	-	-	-	-	-	5-10
27	7	-	-	-	-	-	-	-	-	-	10-20
5	1	-	-	-	-	-	-	-	-	-	30-60
-	-	-	-	-	-	-	-	-	-	-	90+
6	1	23	8	10	7	2	2	-	-	133	90+ UK
201	49	152	58	89	52	11	14	-	-	80	32956
-	-	-	-	-	-	-	-	-	-	-	0-.5
2	(Z)	-	-	-	-	-	-	-	-	-	.5-1
-	-	-	-	-	-	-	-	-	-	-	1-5
-	-	-	-	1	1	-	-	-	-	-	5-10
39	10	41	13	4	3	-	-	-	-	-	20-30
2	1	5	2	7	4	-	-	-	-	-	30-60
120	27	39	19	15	12	11	14	-	-	-	60-90
37	10	66	24	62	31	-	-	-	-	80	90+ UK
696	173	1 218	538	1 039	677	48	54	450	813	-	32959
(Z)	(Z)	(Z)	(Z)	(Z)	(Z)	(Z)	(Z)	(Z)	(Z)	-	0-.5
(Z)	(Z)	(Z)	(Z)	(Z)	(Z)	(Z)	(Z)	(Z)	(Z)	-	.5-1
2	1	9	3	1	1	1	1	(Z)	(Z)	-	1-5
4	1	3	1	4	3	-	-	(Z)	(Z)	-	5-10

CONTINUED ON THE REVERSE

TABLE 3. SHIPMENTS BY MANUFACTURING ESTABLISHMENTS--COMMODITIES AND WEIGHT OF SHIPMENT BY OISTANCE SHIPPED: 1977--CON.

TCC CODE	COMMODITY AND WEIGHT OF SHIPMENT	ALL SHIPMENTS				TONS (THOUSANDS) AND TON-MILES (MILLIONS) BY DISTANCE OF SHIPMENT			
		TONS (THOU- SANDS) (A)	TON-MILES (MIL- LIONS) (B)	STANDARD ERROR (PERCENT) FOR COLUMNS--		UNDER 100 MILES		100 TO 199 MILES	
				(A)	(B)	TONS	TON- MILES	TONS	TON- MILES
32959	NONMETALLIC MINERALS, GROUND OR TREATED, NEC								
	10,000 TO 19,999 POUNDS . . . . .	86	20	28	39	17	1	48	6
	20,000 TO 29,999 POUNDS . . . . .	167	39	54	40	86	1	22	3
	30,000 TO 59,999 POUNDS . . . . .	1 892	359	38	34	795	35	476	64
	60,000 TO 89,999 POUNDS . . . . .	3 164	140	92	54	2 995	22	4	1
	90,000 POUNDS AND OVER . . . . .	4 186	1 882	36	34	942	52	876	136
	SHIPMENT WEIGHT UNKNOWN . . . . .	602	145	65	90	310	14	99	11
32961	MINERAL WOOL *	2 747	1 376	10	13	277	13	350	52
	UNDER 500 POUNDS . . . . .	9	4	50	45	1	(Z)	1	(Z)
	500 TO 999 POUNDS . . . . .	18	7	63	55	5	(Z)	1	(Z)
	1,000 TO 4,999 POUNDS . . . . .	134	46	24	24	22	1	21	3
	5,000 TO 9,999 POUNDS . . . . .	478	158	5	12	70	3	96	14
	10,000 TO 19,999 POUNDS . . . . .	593	292	11	11	67	3	97	14
	20,000 TO 29,999 POUNDS . . . . .	357	171	20	26	44	2	53	8
	30,000 TO 59,999 POUNDS . . . . .	549	353	14	22	33	1	52	9
	60,000 TO 89,999 POUNDS . . . . .	148	92	57	28	2	(Z)	3	(Z)
	90,000 POUNDS AND OVER . . . . .	76	16	94	93	3	(Z)	5	1
	SHIPMENT WEIGHT UNKNOWN . . . . .	385	237	42	49	31	2	21	3
3299	MISCELLANEOUS NONMETALLIC MINERAL PRODUCTS	688	110	74	36	502	28	33	5
	UNDER 500 POUNDS . . . . .	20	5	38	48	11	(Z)	2	(Z)
	500 TO 999 POUNDS . . . . .	16	2	53	38	11	(Z)	2	(Z)
	1,000 TO 4,999 POUNDS . . . . .	59	12	50	43	38	2	4	1
	5,000 TO 9,999 POUNDS . . . . .	27	7	61	42	15	1	(Z)	(Z)
	10,000 TO 19,999 POUNDS . . . . .	87	16	63	50	41	2	1	(Z)
	20,000 TO 29,999 POUNDS . . . . .	58	14	45	21	25	2	13	2
	30,000 TO 59,999 POUNDS . . . . .	388	39	94	65	352	20	6	1
	60,000 TO 89,999 POUNDS . . . . .	13	5	32	37	-	-	5	1
	90,000 POUNDS AND OVER . . . . .	2	1	100	100	-	-	-	-
	SHIPMENT WEIGHT UNKNOWN . . . . .	18	10	47	68	10	(Z)	(Z)	(Z)
32996	NONMETALLIC MINERAL INSULATING MATERIALS	541	49	89	68	470	26	7	1
	UNDER 500 POUNDS . . . . .	8	2	53	56	5	(Z)	(Z)	(Z)
	500 TO 999 POUNDS . . . . .	9	(Z)	83	67	9	(Z)	-	-
	1,000 TO 4,999 POUNDS . . . . .	35	2	74	84	34	2	1	(Z)
	5,000 TO 9,999 POUNDS . . . . .	15	1	95	73	14	1	-	-
	10,000 TO 19,999 POUNDS . . . . .	79	13	71	72	40	2	-	-
	20,000 TO 29,999 POUNDS . . . . .	38	8	68	39	20	1	5	1
	30,000 TO 59,999 POUNDS . . . . .	356	24	99	89	349	20	-	-
	60,000 TO 89,999 POUNDS . . . . .	(Z)	(Z)	100	100	-	-	-	-
	SHIPMENT WEIGHT UNKNOWN . . . . .	2	(Z)	3	100	(Z)	(Z)	-	-
32999	NONMETALLIC MINERAL PRODUCTS, NEC	146	61	22	24	32	1	26	4
	UNDER 500 POUNDS . . . . .	12	3	39	57	6	(Z)	2	(Z)
	500 TO 999 POUNDS . . . . .	7	2	46	41	2	(Z)	2	(Z)
	1,000 TO 4,999 POUNDS . . . . .	24	10	50	49	4	(Z)	3	(Z)
	5,000 TO 9,999 POUNDS . . . . .	12	6	66	51	1	(Z)	(Z)	(Z)
	10,000 TO 19,999 POUNDS . . . . .	8	4	51	54	1	(Z)	1	(Z)
	20,000 TO 29,999 POUNDS . . . . .	20	6	16	26	5	(Z)	8	1
	30,000 TO 59,999 POUNDS . . . . .	32	15	17	19	3	(Z)	6	1
	60,000 TO 89,999 POUNDS . . . . .	12	5	31	38	-	-	5	1
	90,000 POUNDS AND OVER . . . . .	2	1	100	100	-	-	-	-
	SHIPMENT WEIGHT UNKNOWN . . . . .	16	10	51	68	10	(Z)	(Z)	(Z)
33	PRIMARY METAL PRODUCTS	183 741	49 126	3	2	76 185	2 370	27 202	3 985
	UNDER 500 POUNDS . . . . .	484	181	10	6	221	6	51	7
	500 TO 999 POUNDS . . . . .	447	165	10	9	178	5	58	8
	1,000 TO 4,999 POUNDS . . . . .	2 889	1 043	7	7	1 065	31	391	57
	5,000 TO 9,999 POUNDS . . . . .	2 978	1 079	6	8	987	33	428	61
	10,000 TO 19,999 POUNDS . . . . .	6 210	1 977	9	7	2 066	72	1 071	151
	20,000 TO 29,999 POUNDS . . . . .	6 494	1 948	6	6	2 166	78	1 171	171
	30,000 TO 59,999 POUNDS . . . . .	54 618	13 127	4	4	20 070	750	9 774	1 430
	60,000 TO 89,999 POUNDS . . . . .	9 592	2 524	7	7	3 231	104	2 090	288
	90,000 POUNDS AND OVER . . . . .	56 006	17 613	7	4	23 415	709	8 032	1 229
	SHIPMENT WEIGHT UNKNOWN . . . . .	44 023	9 469	7	9	22 787	582	4 136	582
331	STEEL WORKS AND ROLLING MILL PRODUCTS	130 195	29 404	4	3	58 560	1 685	18 347	2 714
	UNDER 500 POUNDS . . . . .	95	23	27	20	55	1	7	1
	500 TO 999 POUNDS . . . . .	78	25	20	15	36	1	6	1
	1,000 TO 4,999 POUNDS . . . . .	1 700	234	14	9	255	8	93	15
	5,000 TO 9,999 POUNDS . . . . .	1 397	426	12	12	528	15	195	28
	10,000 TO 19,999 POUNDS . . . . .	3 513	910	7	9	1 196	40	650	95
	20,000 TO 29,999 POUNDS . . . . .	4 383	1 104	7	6	1 620	54	758	110
	30,000 TO 59,999 POUNDS . . . . .	39 835	8 543	4	5	15 711	558	7 117	1 050
	60,000 TO 89,999 POUNDS . . . . .	6 706	1 789	4	7	2 284	68	1 100	154
	90,000 POUNDS AND OVER . . . . .	44 062	11 185	10	7	21 607	643	5 833	882
	SHIPMENT WEIGHT UNKNOWN . . . . .	29 426	5 165	4	11	15 268	295	2 589	379
3311	BLAST FURNACE AND COKE OVEN PRODUCTS	18 446	1 834	23	33	13 418	384	1 473	249
	UNDER 500 POUNDS . . . . .	4	(Z)	96	80	4	(Z)	-	-
	1,000 TO 4,999 POUNDS . . . . .	4	(Z)	100	100	4	(Z)	-	-
	5,000 TO 9,999 POUNDS . . . . .	2	(Z)	71	78	2	(Z)	-	-
	10,000 TO 19,999 POUNDS . . . . .	2	(Z)	100	100	2	(Z)	-	-
	20,000 TO 29,999 POUNDS . . . . .	6	(Z)	69	69	6	(Z)	-	-
	30,000 TO 59,999 POUNDS . . . . .	747	156	50	61	234	9	240	35
	60,000 TO 89,999 POUNDS . . . . .	315	19	54	78	228	7	86	11
	90,000 POUNDS AND OVER . . . . .	9 708	761	40	36	7 892	331	1 114	197
	SHIPMENT WEIGHT UNKNOWN . . . . .	7 658	898	9	55	5 045	37	34	5
33111	PIG IRON	6 796	539	52	56	4 642	70	1 162	191
	UNDER 500 POUNDS . . . . .	(Z)	(Z)	100	100	(Z)	(Z)	-	-
	20,000 TO 29,999 POUNDS . . . . .	3	(Z)	100	100	3	(Z)	-	-
	30,000 TO 59,999 POUNDS . . . . .	642	126	58	76	201	8	209	31
	60,000 TO 89,999 POUNDS . . . . .	137	16	95	92	50	4	86	11
	90,000 POUNDS AND OVER . . . . .	4 723	349	70	59	3 521	51	864	149
	SHIPMENT WEIGHT UNKNOWN . . . . .	1 291	49	7	86	866	7	3	(Z)

TONS (THOUSANDS) AND TON-MILES (MILLIONS) BY DISTANCE OF SHIPMENT--CON.

200 TO 299 MILES		300 TO 499 MILES		500 TO 999 MILES		1,000 TO 1,499 MILES		1,500 MILES AND OVER		MILEAGE UNKNOWN	TCC CODE AND WT.
TONS	TON-MILES	TONS	TON-MILES	TONS	TON-MILES	TONS	TON-MILES	TONS	TON-MILES	TONS	
2	(Z)	6	2	11	8	2	3	1	1	-	32959
14	4	18	7	14	9	9	11	3	6	-	10-20
185	45	253	98	158	91	24	26	(Z)	1	-	20-30
4	1	34	15	109	68	6	6	12	27	-	30-60
473	118	895	412	562	382	4	5	433	777	-	60-90
11	3	-	-	180	115	2	-	-	-	-	90+
482	114	645	250	691	485	151	183	148	278	3	UK
2	1	1	1	2	1	(Z)	(Z)	(Z)	1	-	32961
3	1	4	2	5	3	(Z)	(Z)	(Z)	(Z)	-	0-.5
33	8	37	14	13	9	6	7	2	4	-	-.5-1
104	25	130	48	59	39	11	13	8	15	-	1-5
86	20	139	51	125	87	53	63	26	53	-	5-10
40	10	111	44	72	51	15	17	22	39	-	10-20
49	12	118	46	220	155	27	32	51	98	-	20-30
70	17	15	6	34	26	2	2	22	40	-	30-60
65	14	-	-	3	2	-	-	-	-	-	60-90
30	7	89	37	158	112	37	48	16	27	3	90+
62	16	38	15	35	24	9	10	6	14	2	UK
1	(Z)	2	1	2	2	1	1	(Z)	1	(Z)	32999
(Z)	(Z)	2	1	(Z)	(Z)	(Z)	(Z)	(Z)	(Z)	(Z)	0-.5
2	(Z)	11	4	3	2	(Z)	1	1	2	-	-.5-1
3	9	4	1	4	3	(Z)	(Z)	(Z)	(Z)	-	1-5
36	9	5	2	3	2	1	1	(Z)	(Z)	-	5-10
11	3	3	1	4	3	2	2	1	2	-	10-20
8	2	8	3	10	7	5	5	-	-	-	20-30
-	-	2	1	5	3	-	-	-	-	-	30-60
-	-	-	-	-	-	-	-	-	-	-	60-90
1	(Z)	(Z)	(Z)	2	1	1	1	4	8	2	90+
44	11	10	4	6	5	(Z)	(Z)	1	2	2	UK
(Z)	(Z)	1	(Z)	1	1	(Z)	(Z)	(Z)	1	(Z)	32996
-	-	(Z)	-	-	-	-	-	-	-	(Z)	0-.5
(Z)	(Z)	-	-	-	-	-	-	-	-	-	-.5-1
-	-	1	(Z)	(Z)	(Z)	-	-	-	-	-	1-5
36	9	2	1	1	1	-	-	-	-	-	5-10
8	2	1	1	2	1	-	-	1	2	-	10-20
-	-	5	2	2	2	-	-	-	-	-	20-30
-	-	(Z)	(Z)	-	-	-	-	-	-	-	30-60
-	-	-	-	-	-	-	-	-	-	-	60-90
-	-	-	-	-	-	-	-	-	-	2	90+
18	5	28	11	28	19	9	10	5	11	-	UK
1	(Z)	1	(Z)	1	1	(Z)	1	(Z)	(Z)	-	32999
(Z)	(Z)	2	1	(Z)	(Z)	(Z)	(Z)	(Z)	(Z)	-	0-.5
1	(Z)	11	4	3	2	(Z)	1	1	2	-	-.5-1
3	1	3	1	4	3	(Z)	(Z)	(Z)	(Z)	-	1-5
(Z)	(Z)	4	1	1	1	1	1	(Z)	(Z)	-	5-10
3	1	2	(Z)	2	2	2	2	-	-	-	10-20
8	2	3	1	8	5	5	5	-	-	-	20-30
-	-	2	1	5	3	-	-	-	-	-	30-60
-	-	-	-	2	1	-	-	-	-	-	60-90
1	(Z)	(Z)	(Z)	1	(Z)	1	1	4	8	-	90+
23 802	5 797	22 281	8 684	21 273	14 305	5 893	6 886	3 682	7 100	3 423	33
42	11	52	21	66	48	21	25	30	63	-	0-.5
39	10	53	21	75	49	20	23	23	48	1	-.5-1
325	81	422	162	439	306	115	141	130	265	2	1-5
357	88	521	199	464	324	83	100	138	273	(Z)	5-10
861	214	1 019	388	788	526	241	309	165	316	-	10-20
1 049	255	1 008	385	738	504	385	206	155	317	-	20-30
9 901	2 429	8 306	3 208	5 368	3 549	703	816	488	946	9	30-60
1 705	409	1 024	398	1 145	773	269	305	128	249	-	60-90
5 675	1 360	6 939	2 755	7 715	5 455	2 688	3 132	1 542	2 973	-	90+
3 848	940	2 938	1 146	4 475	2 770	1 548	1 798	883	1 651	3 409	UK
17 880	4 323	15 274	5 947	12 204	8 118	3 749	4 272	1 186	2 342	2 995	331
9	2	11	4	8	6	1	1	4	8	-	0-.5
10	2	8	3	13	9	2	2	3	6	-	-.5-1
98	25	111	42	101	69	17	21	26	55	-	1-5
161	40	269	102	176	119	22	26	45	97	-	5-10
539	133	668	250	347	224	64	74	49	95	-	10-20
741	177	748	286	330	222	131	149	55	106	-	20-30
7 407	1 816	5 935	2 282	3 083	2 021	352	394	221	424	9	30-60
1 429	341	789	304	843	566	188	214	74	141	-	60-90
4 581	1 089	5 176	2 064	4 378	3 129	1 848	2 104	638	1 273	-	90+
2 904	697	1 559	611	2 926	1 755	1 124	1 288	71	139	2 985	UK
695	162	122	46	370	240	618	722	17	31	1 733	3311
-	-	-	-	(Z)	(Z)	-	-	-	-	-	0-.5
-	-	-	-	-	-	-	-	-	-	-	1-5
-	-	-	-	-	-	-	-	-	-	-	5-10
-	-	-	-	-	-	-	-	-	-	-	10-20
100	24	82	30	92	59	-	-	-	-	-	20-30
-	-	1	(Z)	-	-	-	-	-	-	-	30-60
532	123	21	10	148	99	-	-	-	-	-	60-90
63	15	17	6	131	82	618	722	17	31	1 733	90+
267	65	102	40	273	174	-	-	-	-	350	UK
-	-	-	-	-	-	-	-	-	-	-	0-.5
98	23	79	29	54	34	-	-	-	-	-	10-20
-	-	1	(Z)	-	-	-	-	-	-	-	20-30
169	41	21	10	147	99	-	-	-	-	-	30-60
-	-	-	-	72	41	-	-	-	-	-	60-90
-	-	-	-	-	-	-	-	-	-	-	90+
-	-	-	-	-	-	-	-	-	-	350	UK

BUREAU OF THE CENSUS



TABLE 3. SHIPMENTS BY MANUFACTURING ESTABLISHMENTS--COMMODITIES AND WEIGHT OF SHIPMENT BY DISTANCE SHIPPED: 1977--CON.

TCC CODE	COMMODITY AND WEIGHT OF SHIPMENT	ALL SHIPMENTS				TONS (THOUSANDS) AND TON-MILES (MILLIONS) BY DISTANCE OF SHIPMENT			
		TONS (THOU- SANDS) (A)	TON-MILES (MIL- LIONS) (B)	STANDARD ERROR (PERCENT) FOR COLUMNS--		UNDER 100 MILES		100 TO 199 MILES	
				(A)	(B)	TONS	TON- MILES	TONS	TON- MILES
33112	FURNACE SLAG . . . . .	6 827	1 146	42	48	4 940	276	30	5
	5,000 TO 9,999 POUNDS . . . . .	2	(2)	71	78	2	(2)	-	-
	10,000 TO 19,999 POUNDS . . . . .	2	(2)	100	100	2	(2)	-	-
	20,000 TO 29,999 POUNDS . . . . .	3	(2)	100	100	3	(2)	-	-
	30,000 TO 59,999 POUNDS . . . . .	50	5	43	67	19	(2)	30	5
	60,000 TO 89,999 POUNDS . . . . .	173	3	69	86	173	3	-	-
	90,000 POUNDS AND OVER . . . . .	4 287	349	56	62	3 925	267	-	-
	SHIPMENT WEIGHT UNKNOWN . . . . .	2 310	790	30	63	816	5	-	-
33115	METALIZING PLANT PRODUCTS . . . . .	338	36	47	72	295	7	-	-
	UNDER 500 POUNDS . . . . .	4	(2)	96	80	4	(2)	-	-
	1,000 TO 4,999 POUNDS . . . . .	4	(2)	100	100	4	(2)	-	-
	30,000 TO 59,999 POUNDS . . . . .	52	25	79	98	13	(2)	-	-
	60,000 TO 89,999 POUNDS . . . . .	5	(2)	69	88	5	(2)	-	-
	90,000 POUNDS AND OVER . . . . .	262	6	59	39	262	6	-	-
	SHIPMENT WEIGHT UNKNOWN . . . . .	11	5	99	100	7	(2)	-	-
3312	PRIMARY IRON AND STEEL PRODUCTS . . . . .	105 829	25 475	4	2	43 808	1 245	15 859	2 305
	UNDER 500 POUNDS . . . . .	72	16	31	26	44	1	5	1
	500 TO 999 POUNDS . . . . .	55	16	21	19	27	1	5	1
	1,000 TO 4,999 POUNDS . . . . .	544	176	11	11	203	7	82	13
	5,000 TO 9,999 POUNDS . . . . .	1 185	381	13	12	448	13	149	22
	10,000 TO 19,999 POUNDS . . . . .	3 122	816	13	9	1 055	35	585	85
	20,000 TO 29,999 POUNDS . . . . .	3 999	1 001	8	6	1 498	51	658	95
	30,000 TO 59,999 POUNDS . . . . .	36 901	7 708	5	4	14 880	523	6 510	959
	60,000 TO 89,999 POUNDS . . . . .	6 339	1 719	4	7	2 054	61	1 026	144
	90,000 POUNDS AND OVER . . . . .	33 211	9 817	10	7	13 717	313	4 375	624
	SHIPMENT WEIGHT UNKNOWN . . . . .	20 401	3 823	4	6	9 881	239	2 464	361
33121	STEEL INGOT AND SEMIFINISHED SHAPES . . . . .	13 435	2 073	8	13	7 651	191	1 395	220
	UNDER 500 POUNDS . . . . .	(2)	(2)	28	30	(2)	(2)	(2)	(2)
	500 TO 999 POUNDS . . . . .	(2)	(2)	76	81	(2)	(2)	(2)	(2)
	1,000 TO 4,999 POUNDS . . . . .	23	6	63	71	6	(2)	1	(2)
	5,000 TO 9,999 POUNDS . . . . .	62	58	44	70	7	(2)	2	(2)
	10,000 TO 19,999 POUNDS . . . . .	117	29	38	25	47	2	21	3
	20,000 TO 29,999 POUNDS . . . . .	96	33	38	48	19	(2)	25	5
	30,000 TO 59,999 POUNDS . . . . .	1 239	289	17	19	359	16	206	32
	60,000 TO 89,999 POUNDS . . . . .	372	87	38	44	91	6	81	13
	90,000 POUNDS AND OVER . . . . .	4 270	962	17	23	2 030	68	777	130
	SHIPMENT WEIGHT UNKNOWN . . . . .	7 257	609	11	21	5 091	99	281	37
33122	IRON AND STEEL PLATES . . . . .	7 879	1 675	8	9	3 234	91	1 437	211
	UNDER 500 POUNDS . . . . .	4	1	41	34	3	(2)	1	(2)
	500 TO 999 POUNDS . . . . .	8	1	44	29	5	(2)	(2)	(2)
	1,000 TO 4,999 POUNDS . . . . .	45	22	19	28	13	(2)	3	(2)
	5,000 TO 9,999 POUNDS . . . . .	84	21	17	23	27	1	20	3
	10,000 TO 19,999 POUNDS . . . . .	250	53	20	22	80	5	87	12
	20,000 TO 29,999 POUNDS . . . . .	312	71	19	47	146	5	57	8
	30,000 TO 59,999 POUNDS . . . . .	2 481	488	16	14	871	30	660	97
	60,000 TO 89,999 POUNDS . . . . .	601	197	28	29	169	3	89	12
	90,000 POUNDS AND OVER . . . . .	2 745	488	16	19	1 442	33	357	53
	SHIPMENT WEIGHT UNKNOWN . . . . .	1 349	334	11	24	478	16	163	25
33123	IRON AND STEEL SHEET AND STRIP . . . . .	47 473	9 641	3	4	19 669	622	8 508	1 207
	UNDER 500 POUNDS . . . . .	6	3	32	45	3	(2)	(2)	(2)
	500 TO 999 POUNDS . . . . .	11	3	41	37	4	(2)	2	(2)
	1,000 TO 4,999 POUNDS . . . . .	143	45	35	27	46	1	37	6
	5,000 TO 9,999 POUNDS . . . . .	371	95	25	15	137	4	57	8
	10,000 TO 19,999 POUNDS . . . . .	1 378	327	16	11	450	18	288	42
	20,000 TO 29,999 POUNDS . . . . .	2 173	515	10	7	873	30	335	49
	30,000 TO 59,999 POUNDS . . . . .	19 574	3 458	3	4	8 959	305	3 254	475
	60,000 TO 89,999 POUNDS . . . . .	3 578	707	5	13	1 408	43	700	98
	90,000 POUNDS AND OVER . . . . .	11 433	2 648	9	10	4 336	118	2 361	310
	SHIPMENT WEIGHT UNKNOWN . . . . .	8 806	1 841	6	13	3 454	103	1 473	219
33124	IRON AND STEEL BARS, BAR SHAPES, ROOS . . . . .	15 925	3 897	12	9	5 863	165	2 592	382
	UNDER 500 POUNDS . . . . .	35	5	49	46	26	(2)	2	(2)
	500 TO 999 POUNDS . . . . .	16	5	50	28	7	(2)	2	(2)
	1,000 TO 4,999 POUNDS . . . . .	113	37	13	14	43	1	19	3
	5,000 TO 9,999 POUNDS . . . . .	262	89	15	15	71	2	38	6
	10,000 TO 19,999 POUNDS . . . . .	623	194	13	12	165	6	96	14
	20,000 TO 29,999 POUNDS . . . . .	752	186	14	17	228	8	153	22
	30,000 TO 59,999 POUNDS . . . . .	6 625	1 479	18	12	2 413	88	1 415	210
	60,000 TO 89,999 POUNDS . . . . .	5 491	1 27	18	25	173	5	63	8
	90,000 POUNDS AND OVER . . . . .	5 379	1 458	23	23	2 092	37	504	73
	SHIPMENT WEIGHT UNKNOWN . . . . .	1 629	318	12	20	643	17	300	45
33126	IRON AND STEEL PIPE, TUBES, FITTINGS . . . . .	12 665	5 475	23	7	4 396	89	1 106	166
	UNDER 500 POUNDS . . . . .	17	7	32	28	5	(2)	2	(2)
	500 TO 999 POUNDS . . . . .	14	5	36	51	6	(2)	1	(2)
	1,000 TO 4,999 POUNDS . . . . .	155	54	34	25	57	2	13	2
	5,000 TO 9,999 POUNDS . . . . .	361	99	32	23	193	5	23	3
	10,000 TO 19,999 POUNDS . . . . .	516	130	37	18	264	6	54	9
	20,000 TO 29,999 POUNDS . . . . .	430	104	20	17	182	6	64	9
	30,000 TO 59,999 POUNDS . . . . .	4 016	1 209	17	14	1 292	45	588	92
	60,000 TO 89,999 POUNDS . . . . .	769	405	13	17	97	3	40	7
	90,000 POUNDS AND OVER . . . . .	5 153	2 772	44	10	2 105	18	84	12
	SHIPMENT WEIGHT UNKNOWN . . . . .	1 234	690	21	9	195	4	236	33
33127	TIN MILL PRODUCTS . . . . .	5 532	1 784	7	15	1 986	56	421	55
	UNDER 500 POUNDS . . . . .	(2)	(2)	100	100	(2)	(2)	-	-
	1,000 TO 4,999 POUNDS . . . . .	16	3	24	35	6	(2)	5	1
	5,000 TO 9,999 POUNDS . . . . .	15	8	44	65	4	(2)	3	1
	10,000 TO 19,999 POUNDS . . . . .	172	53	47	67	39	1	22	3
	20,000 TO 29,999 POUNDS . . . . .	129	37	30	35	27	1	-	-
	30,000 TO 59,999 POUNDS . . . . .	2 371	563	7	13	787	29	313	43
	60,000 TO 89,999 POUNDS . . . . .	345	86	26	38	96	1	39	4

TONS (THOUSANDS) AND TON-MILES (MILLIONS) BY DISTANCE OF SHIPMENT--CON.

200 TO 299 MILES		300 TO 499 MILES		500 TO 999 MILES		1,000 TO 1,499 MILES		1,500 MILES AND OVER		MILEAGE UNKNOWN	TCC CODE AND WT.
TONS	TON-MILES	TONS	TON-MILES	TONS	TON-MILES	TONS	TON-MILES	TONS	TON-MILES	TONS	
363	82	-	-	51	36	614	717	17	31	812	33112
-	-	-	-	-	-	-	-	-	-	-	5-10
-	-	-	-	-	-	-	-	-	-	-	10-20
-	-	-	-	-	-	-	-	-	-	-	20-30
-	-	-	-	-	-	-	-	-	-	-	30-60
-	-	-	-	-	-	-	-	-	-	-	60-90
363	82	-	-	-	-	-	-	-	-	-	90+
-	-	-	-	51	36	614	717	17	31	812	UK
2	(Z)	-	-	37	24	4	5	-	-	-	33115
-	-	-	-	(Z)	(Z)	-	-	-	-	-	0-.5
-	-	-	-	-	-	-	-	-	-	-	1-5
2	(Z)	-	-	37	24	-	-	-	-	-	30-60
-	-	-	-	-	-	-	-	-	-	-	60-90
-	-	-	-	-	-	-	-	-	-	-	90+
-	-	-	-	(Z)	(Z)	4	5	-	-	-	UK
16 469	3 984	13 768	5 353	10 819	7 211	2 996	3 390	998	1 987	1 112	3312
6	2	7	3	6	4	1	1	2	5	-	0-.5
74	19	5	2	8	6	2	13	20	42	-	.5-1
144	36	228	86	154	109	19	21	44	95	-	1-5
475	117	600	225	300	191	57	66	50	97	-	5-10
731	175	655	252	289	195	118	134	49	97	-	10-20
7 026	1 720	5 259	2 018	2 701	1 760	331	370	185	358	9	30-60
1 417	338	778	300	825	551	171	195	68	129	-	60-90
3 942	942	4 867	1 933	3 950	2 849	1 811	2 058	550	1 098	-	90+
2 647	635	1 288	504	2 514	1 496	473	526	30	62	1 103	UK
1 187	307	1 009	426	926	524	319	363	18	43	931	33121
(Z)	(Z)	(Z)	(Z)	(Z)	(Z)	(Z)	(Z)	(Z)	(Z)	(Z)	0-.5
-	-	-	-	-	-	-	-	-	-	-	.5-1
13	4	3	1	-	-	-	-	(Z)	(Z)	-	1-5
5	1	13	5	19	12	-	-	16	40	-	5-10
12	3	22	9	10	7	3	3	1	3	-	10-20
10	2	27	10	4	2	11	13	-	-	-	20-30
378	100	184	71	111	70	-	-	-	-	-	30-60
139	38	47	22	14	8	-	-	-	-	-	60-90
630	158	386	176	141	84	305	347	-	-	-	90+
1	(Z)	327	132	626	341	-	-	-	-	-	UK
1 293	312	1 027	403	703	448	91	110	47	99	47	33122
1	(Z)	(Z)	(Z)	(Z)	(Z)	(Z)	(Z)	(Z)	(Z)	(Z)	0-.5
11	3	6	2	6	4	2	3	4	9	-	.5-1
12	3	18	7	4	3	2	2	1	3	-	1-5
27	7	28	9	23	16	5	6	-	-	-	5-10
42	10	47	17	5	3	2	3	13	25	-	10-20
473	117	319	121	134	94	23	28	-	-	-	20-30
13	3	166	73	160	98	1	2	2	6	-	30-60
419	100	288	117	178	108	55	67	5	11	-	60-90
295	70	155	56	191	122	(Z)	(Z)	20	45	47	90+
8 957	2 144	5 519	2 126	3 905	2 474	609	663	205	405	101	33123
1	(Z)	1	(Z)	1	1	(Z)	(Z)	(Z)	(Z)	(Z)	0-.5
2	(Z)	1	1	2	1	(Z)	(Z)	(Z)	(Z)	(Z)	.5-1
9	2	24	10	21	14	3	3	4	8	-	1-5
40	10	98	35	31	21	1	2	6	14	-	5-10
251	61	279	105	75	48	18	19	17	34	-	10-20
380	89	333	130	184	124	52	57	17	37	-	20-30
3 785	919	2 485	950	913	585	124	135	43	89	9	30-60
903	209	180	64	353	238	15	16	19	40	-	60-90
1 693	391	1 663	656	931	609	351	383	98	182	-	90+
1 895	461	455	176	1 393	833	45	48	(Z)	(Z)	92	UK
2 698	651	2 699	1 065	1 669	1 053	238	269	165	313	-	33124
3	1	2	1	1	1	(Z)	(Z)	1	1	-	0-.5
3	1	1	1	2	2	(Z)	(Z)	1	2	-	.5-1
13	3	14	5	16	11	5	3	5	11	-	1-5
55	13	51	20	32	21	4	4	12	22	-	5-10
115	28	143	53	73	47	20	24	11	22	-	10-20
172	41	136	53	39	26	11	13	13	23	-	20-30
1 153	280	986	390	566	352	20	22	71	137	-	30-60
109	27	95	36	31	22	12	15	7	14	-	60-90
755	184	1 089	438	739	470	157	177	43	80	-	90+
321	73	182	68	171	102	11	11	1	2	-	UK
1 088	267	1 860	705	2 285	1 772	1 625	1 851	304	625	1	33126
1	(Z)	4	1	3	2	(Z)	(Z)	1	2	-	0-.5
1	(Z)	1	1	3	2	1	1	(Z)	1	-	.5-1
23	6	29	11	24	17	5	6	8	11	-	1-5
31	8	43	16	57	43	7	8	7	16	-	5-10
44	11	76	28	56	38	6	7	16	32	-	10-20
50	13	76	28	43	30	13	14	2	5	-	20-30
595	147	699	262	671	460	157	175	14	27	-	30-60
123	30	202	75	164	117	122	137	20	35	-	60-90
111	26	570	216	1 158	982	897	1 035	229	483	-	90+
111	26	160	67	107	80	418	467	8	14	1	UK
867	214	1 073	396	1 013	724	12	13	161	327	-	33127
3	1	-	-	2	1	-	-	-	-	-	0-.5
-	-	-	-	4	3	-	-	-	-	-	1-5
-	-	-	-	-	-	-	-	-	-	-	5-10
20	5	40	15	51	28	-	-	-	-	-	10-20
72	19	21	8	-	-	8	9	-	-	-	20-30
569	139	479	182	209	137	-	-	15	34	-	30-60
104	24	47	15	59	41	-	-	-	-	-	60-90

CONTINUED ON THE REVERSE

TABLE 3. SHIPMENTS BY MANUFACTURING ESTABLISHMENTS--COMMODITIES AND WEIGHT OF SHIPMENT BY DISTANCE SHIPPED: 1977--CON.

TCC CODE	COMMODITY AND WEIGHT OF SHIPMENT	ALL SHIPMENTS				TONS (THOUSANDS) AND TON-MILES (MILLIONS) BY DISTANCE OF SHIPMENT			
		TONS (THOU- SANDS) (A)	TON-MILES (MIL- LIONS) (B)	STANDARD ERROR (PERCENT) FOR COLUMNS--		UNDER 100 MILES		100 TO 199 MILES	
				(A)	(B)	TONS	TON- MILES	TONS	TON- MILES
33127	TIN MILL PRODUCTS . . . . .	2 483	1 035	17	29	1 026	23	39	4
	90,000 POUNDS AND OVER	(Z)	(Z)	100	100	(Z)	(Z)	-	-
	SHIPMENT WEIGHT UNKNOWN . . . . .								
33128	RAILWAY TRACK MATERIAL . . . . .	1 405	449	20	21	239	7	281	47
	UNDER 500 POUNDS . . . . .	(Z)	(Z)	47	49	-	-	(Z)	(Z)
	500 TO 999 POUNDS . . . . .	(Z)	(Z)	53	78	(Z)	(Z)	-	-
	1,000 TO 4,999 POUNDS . . . . .	5	2	22	22	1	(Z)	(Z)	(Z)
	5,000 TO 9,999 POUNDS . . . . .	8	3	24	32	1	(Z)	3	(Z)
	10,000 TO 19,999 POUNDS . . . . .	10	6	27	32	-	-	2	(Z)
	20,000 TO 29,999 POUNDS . . . . .	7	4	22	31	-	-	3	(Z)
	30,000 TO 59,999 POUNDS . . . . .	124	45	11	10	19	2	18	2
	60,000 TO 89,999 POUNDS . . . . .	60	42	32	35	(Z)	(Z)	-	-
	90,000 POUNDS AND OVER	1 140	322	25	28	218	5	253	43
	SHIPMENT WEIGHT UNKNOWN . . . . .	51	23	99	100	(Z)	(Z)	2	(Z)
33129	PRIMARY IRON AND STEEL PRODUCTS, NEC . . . . .	1 515	480	34	26	771	25	120	17
	UNDER 500 POUNDS . . . . .	10	1	55	52	7	(Z)	(Z)	(Z)
	500 TO 999 POUNDS . . . . .	6	1	45	52	5	(Z)	(Z)	(Z)
	1,000 TO 4,999 POUNDS . . . . .	44	8	38	31	32	1	2	(Z)
	5,000 TO 9,999 POUNDS . . . . .	22	8	45	26	7	(Z)	3	(Z)
	10,000 TO 19,999 POUNDS . . . . .	56	24	56	30	11	(Z)	15	2
	20,000 TO 29,999 POUNDS . . . . .	100	51	43	44	24	1	21	3
	30,000 TO 59,999 POUNDS . . . . .	471	177	47	35	178	8	55	8
	60,000 TO 89,999 POUNDS . . . . .	124	69	38	46	19	(Z)	14	2
	90,000 POUNDS AND OVER	609	132	52	37	467	13	1	(Z)
	SHIPMENT WEIGHT UNKNOWN . . . . .	74	8	50	51	20	1	8	1
3313	FERROALLOYS . . . . .	2 361	992	20	23	427	29	341	49
	UNDER 500 POUNDS . . . . .	1	(Z)	97	95	1	(Z)	(Z)	(Z)
	500 TO 999 POUNDS . . . . .	(Z)	(Z)	76	56	(Z)	(Z)	(Z)	(Z)
	1,000 TO 4,999 POUNDS . . . . .	7	2	49	55	1	(Z)	1	(Z)
	5,000 TO 9,999 POUNDS . . . . .	4	1	34	46	1	(Z)	1	(Z)
	10,000 TO 19,999 POUNDS . . . . .	13	4	44	59	3	(Z)	1	(Z)
	20,000 TO 29,999 POUNDS . . . . .	19	4	40	54	10	(Z)	-	-
	30,000 TO 59,999 POUNDS . . . . .	605	143	29	29	205	12	133	19
	60,000 TO 89,999 POUNDS . . . . .	38	14	39	48	18	1	3	(Z)
	90,000 POUNDS AND OVER	826	553	23	29	10	(Z)	99	15
	SHIPMENT WEIGHT UNKNOWN . . . . .	847	271	42	56	178	15	104	15
33131	FERROMANGANESE . . . . .	735	247	16	26	167	15	89	15
	1,000 TO 4,999 POUNDS . . . . .	(Z)	(Z)	61	85	(Z)	(Z)	-	-
	5,000 TO 9,999 POUNDS . . . . .	1	(Z)	51	47	(Z)	(Z)	1	(Z)
	10,000 TO 19,999 POUNDS . . . . .	2	1	44	48	1	(Z)	-	-
	20,000 TO 29,999 POUNDS . . . . .	2	1	83	99	(Z)	(Z)	-	-
	30,000 TO 59,999 POUNDS . . . . .	92	23	21	29	20	1	27	4
	60,000 TO 89,999 POUNDS . . . . .	9	4	57	90	5	(Z)	-	-
	90,000 POUNDS AND OVER	250	135	37	39	-	-	47	8
	SHIPMENT WEIGHT UNKNOWN . . . . .	378	84	8	19	141	13	15	3
33133	FERROSILICON . . . . .	898	386	26	31	148	6	199	27
	UNDER 500 POUNDS . . . . .	(Z)	(Z)	100	100	(Z)	(Z)	-	-
	500 TO 999 POUNDS . . . . .	(Z)	(Z)	78	88	-	-	(Z)	(Z)
	1,000 TO 4,999 POUNDS . . . . .	1	(Z)	63	60	1	(Z)	-	-
	5,000 TO 9,999 POUNDS . . . . .	1	(Z)	53	62	(Z)	(Z)	(Z)	(Z)
	10,000 TO 19,999 POUNDS . . . . .	8	2	51	69	2	(Z)	1	(Z)
	20,000 TO 29,999 POUNDS . . . . .	13	2	53	62	9	(Z)	-	-
	30,000 TO 59,999 POUNDS . . . . .	310	67	46	46	102	4	96	13
	60,000 TO 89,999 POUNDS . . . . .	14	4	62	85	3	(Z)	3	(Z)
	90,000 POUNDS AND OVER	324	240	42	53	10	(Z)	31	4
	SHIPMENT WEIGHT UNKNOWN . . . . .	227	71	7	15	22	1	68	9
33139	FERROALLOYS, NEC . . . . .	337	179	40	53	54	4	26	4
	UNDER 500 POUNDS . . . . .	1	(Z)	97	95	1	(Z)	(Z)	(Z)
	500 TO 999 POUNDS . . . . .	(Z)	(Z)	91	75	(Z)	(Z)	(Z)	(Z)
	1,000 TO 4,999 POUNDS . . . . .	5	2	81	81	(Z)	(Z)	1	(Z)
	5,000 TO 9,999 POUNDS . . . . .	1	(Z)	70	75	(Z)	(Z)	(Z)	(Z)
	10,000 TO 19,999 POUNDS . . . . .	1	(Z)	75	72	1	(Z)	-	-
	20,000 TO 29,999 POUNDS . . . . .	1	(Z)	72	94	1	(Z)	-	-
	30,000 TO 59,999 POUNDS . . . . .	133	42	43	67	41	3	4	(Z)
	60,000 TO 89,999 POUNDS . . . . .	7	(Z)	55	67	7	(Z)	-	-
	90,000 POUNDS AND OVER	167	123	53	69	-	-	21	3
	SHIPMENT WEIGHT UNKNOWN . . . . .	19	12	44	55	3	(Z)	(Z)	(Z)
3315	STEEL WIRE, NAILS, AND SPIKES . . . . .	3 248	1 177	14	13	853	28	423	62
	UNDER 500 POUNDS . . . . .	27	6	32	24	17	(Z)	2	(Z)
	500 TO 999 POUNDS . . . . .	25	10	25	27	11	(Z)	1	(Z)
	1,000 TO 4,999 POUNDS . . . . .	151	54	18	22	51	2	12	2
	5,000 TO 9,999 POUNDS . . . . .	184	48	22	22	62	1	35	5
	10,000 TO 19,999 POUNDS . . . . .	1	325	94	20	107	4	36	6
	20,000 TO 29,999 POUNDS . . . . .	348	98	14	15	92	3	90	13
	30,000 TO 59,999 POUNDS . . . . .	1 554	565	15	18	371	14	187	29
	60,000 TO 89,999 POUNDS . . . . .	37	36	43	43	-	-	-	-
	90,000 POUNDS AND OVER	90	88	46	40	7	(Z)	-	-
	SHIPMENT WEIGHT UNKNOWN . . . . .	507	178	20	22	136	4	59	8
33151	NONINSULATED FERROUS WIRE ROPE . . . . .	485	301	27	28	25	1	39	6
	UNDER 500 POUNDS . . . . .	3	1	19	25	1	(Z)	(Z)	(Z)
	500 TO 999 POUNDS . . . . .	5	5	38	46	1	(Z)	(Z)	(Z)
	1,000 TO 4,999 POUNDS . . . . .	24	15	25	32	4	(Z)	1	(Z)
	5,000 TO 9,999 POUNDS . . . . .	26	14	47	43	1	(Z)	1	(Z)
	10,000 TO 19,999 POUNDS . . . . .	36	22	35	41	2	(Z)	-	-
	20,000 TO 29,999 POUNDS . . . . .	59	26	43	35	1	(Z)	3	1
	30,000 TO 59,999 POUNDS . . . . .	189	103	56	50	11	(Z)	17	3
	60,000 TO 89,999 POUNDS . . . . .	7	8	67	75	-	-	-	-
	90,000 POUNDS AND OVER	38	57	44	58	-	-	-	-
	SHIPMENT WEIGHT UNKNOWN . . . . .	98	51	38	43	4	(Z)	17	2



TONS (THOUSANDS) AND TON-MILES (MILLIONS) BY DISTANCE OF SHIPMENT--CON.

200 TO 299 MILES		300 TO 499 MILES		500 TO 999 MILES		1,000 TO 1,499 MILES		1,500 MILES AND OVER		MILEAGE UNKNOWN	TCC CODE AND WT.
TONS	TON-MILES	TONS	TON-MILES	TONS	TON-MILES	TONS	TON-MILES	TONS	TON-MILES	TONS	
99	27	486	176	688	512	-	-	145	293	-	33127
(Z)	(Z)	-	-	-	-	-	-	-	-	-	90+
-	-	-	-	-	-	-	-	-	-	-	UK
285	66	411	166	158	111	13	17	18	33	-	33128
(Z)	(Z)	(Z)	(Z)	(Z)	(Z)	(Z)	(Z)	(Z)	(Z)	-	0-.5
-	-	(Z)	(Z)	(Z)	(Z)	-	-	-	-	-	.5-1
1	2	2	1	1	1	(Z)	(Z)	(Z)	1	-	1-5
(Z)	(Z)	1	(Z)	3	2	(Z)	(Z)	-	-	-	5-10
(Z)	(Z)	2	1	5	3	(Z)	(Z)	(Z)	1	-	10-20
(Z)	(Z)	1	1	1	1	(Z)	(Z)	1	2	-	20-30
29	7	27	10	28	18	1	1	3	6	-	30-60
22	5	10	3	14	9	-	-	14	24	-	60-90
216	50	359	147	83	62	11	15	-	-	-	90+
17	3	9	4	22	16	-	-	-	-	-	UK
92	23	171	64	159	105	89	104	81	142	32	33129
2	(Z)	(Z)	(Z)	(Z)	(Z)	(Z)	(Z)	(Z)	(Z)	(Z)	0-.5
(Z)	(Z)	(Z)	(Z)	(Z)	(Z)	(Z)	(Z)	(Z)	(Z)	(Z)	.5-1
2	(Z)	3	1	2	2	2	2	1	1	-	1-5
2	(Z)	4	2	4	3	(Z)	1	1	2	-	5-10
5	1	11	5	5	3	6	7	3	5	-	10-20
5	1	14	5	13	9	21	26	3	6	-	20-30
45	11	80	30	69	44	6	8	38	67	-	30-60
5	1	31	12	30	19	21	26	5	10	-	60-90
19	5	25	8	33	22	35	35	30	49	-	90+
8	2	2	1	3	2	(Z)	(Z)	1	2	32	UK
220	52	646	262	468	296	61	71	120	234	77	3313
(Z)	(Z)	-	-	-	-	(Z)	(Z)	-	-	-	0-.5
-	-	(Z)	(Z)	(Z)	(Z)	-	-	(Z)	(Z)	(Z)	.5-1
1	(Z)	4	1	(Z)	(Z)	(Z)	(Z)	(Z)	(Z)	(Z)	1-5
1	(Z)	1	(Z)	1	(Z)	-	-	-	-	-	5-10
2	(Z)	7	2	1	1	-	-	-	-	-	10-20
2	(Z)	5	2	2	1	(Z)	(Z)	-	-	-	20-30
55	15	163	63	45	30	1	1	2	4	-	30-60
-	-	10	5	2	1	4	4	2	3	-	60-90
50	11	273	112	243	156	52	62	100	197	-	90+
110	25	185	76	173	105	4	5	16	29	77	UK
54	12	223	91	67	42	54	63	5	9	76	33131
-	-	-	-	(Z)	(Z)	-	-	-	-	-	1-5
-	-	-	-	(Z)	(Z)	-	-	-	-	-	5-10
(Z)	(Z)	1	(Z)	-	-	-	-	-	-	-	10-20
-	-	2	1	-	-	-	-	-	-	-	20-30
7	2	32	11	7	5	-	-	-	-	-	30-60
-	-	2	1	-	-	-	-	2	3	-	60-90
36	7	64	27	51	31	52	61	-	-	-	90+
11	3	122	50	9	6	2	2	3	6	76	UK
106	25	242	97	122	82	2	3	78	147	(Z)	33133
-	-	-	-	-	-	-	-	-	-	-	0-.5
-	-	(Z)	(Z)	(Z)	(Z)	-	-	-	-	-	.5-1
(Z)	(Z)	(Z)	(Z)	(Z)	(Z)	-	-	(Z)	(Z)	(Z)	1-5
-	-	(Z)	(Z)	(Z)	(Z)	-	-	-	-	-	5-10
1	(Z)	5	2	(Z)	(Z)	-	-	-	-	-	10-20
2	(Z)	(Z)	(Z)	2	1	-	-	-	-	-	20-30
17	4	77	30	16	11	-	-	2	4	-	30-60
-	-	8	4	-	-	-	-	-	-	-	60-90
14	4	131	53	67	45	1	1	70	133	-	90+
72	16	21	8	36	24	2	2	6	10	(Z)	UK
31	8	105	44	89	56	2	2	29	62	1	33139
(Z)	(Z)	-	-	-	-	(Z)	(Z)	-	-	-	0-.5
-	-	-	-	-	-	-	-	(Z)	(Z)	(Z)	.5-1
(Z)	(Z)	3	1	(Z)	(Z)	(Z)	(Z)	(Z)	(Z)	(Z)	1-5
1	(Z)	(Z)	(Z)	-	-	-	-	-	-	-	5-10
(Z)	(Z)	(Z)	(Z)	(Z)	(Z)	-	-	-	-	-	10-20
28	8	40	17	19	13	1	1	-	-	-	20-30
-	-	-	-	-	-	-	-	-	-	-	30-60
-	-	59	24	60	36	-	-	27	59	-	60-90
2	1	2	1	9	6	1	1	1	3	1	90+
-	-	-	-	-	-	-	-	-	-	-	UK
390	98	771	302	578	398	82	101	99	187	51	3315
2	(Z)	3	1	2	1	(Z)	(Z)	1	2	-	0-.5
3	1	2	1	6	4	(Z)	(Z)	1	3	-	.5-1
22	6	28	10	29	20	3	4	5	11	-	1-5
20	5	36	14	28	18	2	2	2	5	-	5-10
59	15	64	24	58	34	6	7	3	5	-	10-20
16	4	101	38	38	25	5	6	6	11	-	20-30
192	49	441	175	307	209	19	21	38	68	-	30-60
-	-	13	6	12	10	7	9	5	11	-	60-90
18	5	14	5	12	9	13	17	27	53	-	90+
59	15	69	28	94	68	28	34	11	21	51	UK
25	6	116	48	191	133	42	53	28	55	20	33151
(Z)	(Z)	(Z)	(Z)	(Z)	(Z)	(Z)	(Z)	(Z)	(Z)	(Z)	0-.5
1	(Z)	(Z)	(Z)	2	2	(Z)	(Z)	1	3	-	.5-1
2	1	2	1	14	9	1	2	1	2	-	1-5
1	(Z)	13	6	9	6	-	-	1	2	-	5-10
-	-	5	2	28	19	-	-	-	-	-	10-20
2	1	42	17	7	4	2	2	2	3	-	20-30
12	3	45	19	95	68	7	8	2	3	-	30-60
-	-	-	-	2	1	5	7	-	-	-	60-90
-	-	-	-	12	9	10	13	17	35	-	90+
6	2	9	4	22	15	17	21	4	7	20	UK

BUREAU OF THE CENSUS  
1 BRDADY

TABLE 3. SHIPMENTS BY MANUFACTURING ESTABLISHMENTS--COMMODITIES AND WEIGHT OF SHIPMENT BY DISTANCE SHIPPED: 1977--CON.

TCC CODE	COMMODITY AND WEIGHT OF SHIPMENT	ALL SHIPMENTS				TONS (THOUSANDS) AND TON-MILES (MILLIONS) BY DISTANCE OF SHIPMENT			
		TONS (THOU- SANDS) (A)	TON-MILES (MIL- LIONS) (B)	STANDARD ERROR (PERCENT) FOR COLUMNS--		UNDER 100 MILES		100 TO 199 MILES	
				(A)	(B)	TONS	TON- MILES	TONS	TON- MILES
33152	STEEL NAILS, SPIKES (EXC. RY.), STAPLES, TACKS, BRADS. . . . .	601	282	10	14	114	4	83	12
	UNDER 500 POUNDS. . . . .	15	2	57	65	12	(2)	(2)	(2)
	500 TO 999 POUNDS. . . . .	10	2	55	55	7	(2)	(2)	(2)
	1,000 TO 4,999 POUNDS. . . . .	24	9	36	34	2	(2)	2	(2)
	5,000 TO 9,999 POUNDS. . . . .	43	12	30	29	12	(2)	14	2
	10,000 TO 19,999 POUNDS. . . . .	50	16	26	24	13	(2)	7	1
	20,000 TO 29,999 POUNDS. . . . .	64	30	28	33	10	(2)	11	1
	30,000 TO 59,999 POUNDS. . . . .	176	80	16	12	36	1	41	6
	60,000 TO 89,999 POUNDS. . . . .	13	19	40	47	-	-	-	-
	90,000 POUNDS AND OVER. . . . .	28	25	54	71	7	(2)	-	-
	SHIPMENT WEIGHT UNKNOWN. . . . .	177	87	22	41	17	1	9	1
33155	STEEL WIRE. . . . .	2 162	594	16	16	715	24	301	44
	UNDER 500 POUNDS. . . . .	9	3	23	31	5	(2)	1	(2)
	500 TO 999 POUNDS. . . . .	9	3	30	33	3	(2)	1	(2)
	1,000 TO 4,999 POUNDS. . . . .	102	30	22	26	45	1	10	2
	5,000 TO 9,999 POUNDS. . . . .	115	22	29	28	50	1	21	3
	10,000 TO 19,999 POUNDS. . . . .	240	56	25	24	92	3	30	5
	20,000 TO 29,999 POUNDS. . . . .	224	42	21	18	81	2	77	11
	30,000 TO 59,999 POUNDS. . . . .	1 189	383	14	20	324	12	129	19
	60,000 TO 89,999 POUNDS. . . . .	17	9	64	63	-	-	-	-
	90,000 POUNDS AND OVER. . . . .	23	6	89	86	-	-	-	-
	SHIPMENT WEIGHT UNKNOWN. . . . .	232	40	39	31	115	3	33	5
3321	IRON AND STEEL CASTINGS * . . . . .	17 882	3 703	15	14	7 468	328	4 488	617
	UNDER 500 POUNDS. . . . .	96	36	31	29	32	1	13	2
	500 TO 999 POUNDS. . . . .	109	35	34	36	37	1	13	2
	1,000 TO 4,999 POUNDS. . . . .	554	156	21	22	198	8	117	16
	5,000 TO 9,999 POUNDS. . . . .	426	136	21	22	163	7	79	10
	10,000 TO 19,999 POUNDS. . . . .	966	320	41	34	383	15	173	21
	20,000 TO 29,999 POUNDS. . . . .	565	140	27	25	197	8	103	15
	30,000 TO 59,999 POUNDS. . . . .	5 056	910	20	17	2 430	102	969	138
	60,000 TO 89,999 POUNDS. . . . .	2 007	332	29	28	727	26	890	118
	90,000 POUNDS AND OVER. . . . .	3 702	968	18	30	1 081	49	967	150
	SHIPMENT WEIGHT UNKNOWN. . . . .	4 400	669	35	25	2 221	111	1 164	145
33211	IRON AND STEEL CAST PIPE AND FITTINGS. . . . .	1 624	627	43	26	297	18	224	33
	UNDER 500 POUNDS. . . . .	20	9	56	51	2	(2)	3	(2)
	500 TO 999 POUNDS. . . . .	28	11	53	39	2	(2)	7	1
	1,000 TO 4,999 POUNDS. . . . .	90	39	58	48	19	2	12	1
	5,000 TO 9,999 POUNDS. . . . .	52	37	26	34	1	(2)	2	(2)
	10,000 TO 19,999 POUNDS. . . . .	85	27	29	34	17	1	5	1
	20,000 TO 29,999 POUNDS. . . . .	75	40	34	61	23	(2)	4	1
	30,000 TO 59,999 POUNDS. . . . .	639	207	71	48	155	9	132	20
	60,000 TO 89,999 POUNDS. . . . .	108	48	32	42	-	-	13	2
	90,000 POUNDS AND OVER. . . . .	503	203	33	38	74	5	43	6
	SHIPMENT WEIGHT UNKNOWN. . . . .	23	6	78	86	4	(2)	2	(2)
33219	IRON AND STEEL CASTINGS, NEC. . . . .	16 258	3 076	16	16	7 171	310	4 265	584
	UNDER 500 POUNDS. . . . .	76	27	30	30	30	1	10	1
	500 TO 999 POUNDS. . . . .	81	24	36	37	35	1	5	1
	1,000 TO 4,999 POUNDS. . . . .	464	117	22	24	178	6	106	14
	5,000 TO 9,999 POUNDS. . . . .	375	99	22	25	162	7	78	10
	10,000 TO 19,999 POUNDS. . . . .	881	293	44	37	366	13	168	21
	20,000 TO 29,999 POUNDS. . . . .	490	100	29	27	174	7	99	15
	30,000 TO 59,999 POUNDS. . . . .	4 416	704	21	19	2 275	93	837	118
	60,000 TO 89,999 POUNDS. . . . .	1 899	284	30	29	727	26	876	118
	90,000 POUNDS AND OVER. . . . .	3 199	765	21	35	1 007	43	924	144
	SHIPMENT WEIGHT UNKNOWN. . . . .	4 377	663	35	25	2 217	111	1 162	144
333	NONFERROUS METAL PRIMARY SMELTER PRODUCTS. . . . .	13 986	6 560	9	10	4 262	102	1 607	241
	UNDER 500 POUNDS. . . . .	11	2	43	27	8	(2)	(2)	(2)
	500 TO 999 POUNDS. . . . .	7	2	46	35	4	(2)	(2)	(2)
	1,000 TO 4,999 POUNDS. . . . .	88	14	39	40	66	1	4	1
	5,000 TO 9,999 POUNDS. . . . .	79	14	30	48	56	1	2	(2)
	10,000 TO 19,999 POUNDS. . . . .	220	29	45	41	170	6	17	3
	20,000 TO 29,999 POUNDS. . . . .	312	56	28	36	169	7	84	14
	30,000 TO 59,999 POUNDS. . . . .	3 689	983	18	20	1 054	50	753	105
	60,000 TO 89,999 POUNDS. . . . .	161	55	23	33	52	(2)	22	3
	90,000 POUNDS AND OVER. . . . .	4 649	3 126	12	10	450	9	577	90
	SHIPMENT WEIGHT UNKNOWN. . . . .	4 771	2 280	18	28	2 231	26	148	26
3331	PRIMARY COPPER SMELTER PRODUCTS. . . . .	3 553	1 737	8	8	860	11	643	103
	UNDER 500 POUNDS. . . . .	1	(2)	75	69	(2)	(2)	(2)	(2)
	500 TO 999 POUNDS. . . . .	1	(2)	77	73	(2)	(2)	(2)	(2)
	1,000 TO 4,999 POUNDS. . . . .	18	5	71	77	11	(2)	(2)	(2)
	5,000 TO 9,999 POUNDS. . . . .	25	7	68	83	12	(2)	(2)	(2)
	10,000 TO 19,999 POUNDS. . . . .	49	11	67	64	24	(2)	8	1
	20,000 TO 29,999 POUNDS. . . . .	93	23	57	72	58	(2)	6	1
	30,000 TO 59,999 POUNDS. . . . .	396	136	31	51	151	4	87	12
	60,000 TO 89,999 POUNDS. . . . .	24	17	66	55	4	(2)	1	(2)
	90,000 POUNDS AND OVER. . . . .	1 547	1 030	8	9	46	1	446	71
	SHIPMENT WEIGHT UNKNOWN. . . . .	1 400	507	1	5	552	4	95	17
33311	PRIMARY COPPER PIG, SLAB, INGOTS, ETC. . . . .	3 549	1 736	8	8	860	11	643	103
	UNDER 500 POUNDS. . . . .	1	(2)	75	69	(2)	(2)	(2)	(2)
	500 TO 999 POUNDS. . . . .	1	(2)	77	73	(2)	(2)	(2)	(2)
	1,000 TO 4,999 POUNDS. . . . .	18	5	71	77	11	(2)	(2)	(2)
	5,000 TO 9,999 POUNDS. . . . .	25	7	68	83	12	(2)	(2)	(2)
	10,000 TO 19,999 POUNDS. . . . .	49	11	67	64	24	(2)	8	1
	20,000 TO 29,999 POUNDS. . . . .	93	23	57	72	58	(2)	6	1
	30,000 TO 59,999 POUNDS. . . . .	396	136	31	51	151	4	87	12
	60,000 TO 89,999 POUNDS. . . . .	24	17	66	55	4	(2)	1	(2)
	90,000 POUNDS AND OVER. . . . .	1 547	1 030	8	9	46	1	446	71
	SHIPMENT WEIGHT UNKNOWN. . . . .	1 395	507	1	5	552	4	95	17
3332	PRIMARY LEAD SMELTER PRODUCTS. . . . .	2 302	1 045	34	27	635	18	196	27

TONS (THOUSANDS) AND TON-MILES (MILLIONS) BY DISTANCE OF SHIPMENT--CON.

200 TO 299 MILES		300 TO 499 MILES		500 TO 999 MILES		1,000 TO 1,499 MILES		1,500 MILES AND OVER		MILEAGE UNKNOWN	TCC CODE AND WT.
TONS	TON-MILES	TONS	TON-MILES	TONS	TON-MILES	TONS	TON-MILES	TONS	TON-MILES	TONS	
71	20	104	39	124	88	28	33	45	85	32	33152
1	(Z)	2	1	1	(Z)	(Z)	(Z)	(Z)	(Z)	-	0-.5
(Z)	(Z)	16	(Z)	3	2	(Z)	(Z)	(Z)	(Z)	-	.5-1
1	(Z)	5	2	10	5	2	2	1	1	-	1-5
-	-	25	9	4	2	1	2	(Z)	(Z)	-	5-10
7	2	15	6	14	10	3	4	5	7	-	10-20
41	12	15	6	19	13	6	6	19	34	-	20-30
-	-	-	-	6	5	2	2	5	11	-	30-60
-	-	8	3	-	-	4	4	9	18	-	60-90
21	5	17	7	67	49	10	13	5	11	32	90+
											UK
295	73	551	215	263	176	13	15	26	47	-	33155
1	(Z)	1	(Z)	1	1	(Z)	(Z)	1	2	-	0-.5
1	(Z)	2	1	2	2	(Z)	(Z)	(Z)	(Z)	-	.5-1
20	5	10	4	13	9	1	2	3	8	-	1-5
18	4	18	7	9	6	(Z)	(Z)	-	-	-	5-10
59	15	34	12	18	12	4	5	2	3	-	10-20
7	2	43	16	17	11	-	-	-	-	-	20-30
139	34	381	151	193	129	6	7	18	30	-	30-60
-	-	13	6	4	4	-	-	-	-	-	60-90
18	5	5	2	-	-	-	-	-	-	-	90+
32	8	44	17	5	3	(Z)	1	2	3	-	UK
2 375	597	1 471	564	1 605	1 010	359	446	77	141	39	3321
15	4	14	6	13	9	5	5	5	10	-	0-.5
10	2	16	7	30	18	2	3	1	2	-	.5-1
64	16	86	32	55	39	24	29	10	17	-	1-5
48	12	53	20	52	37	9	10	22	40	(Z)	5-10
147	37	76	32	74	51	105	149	9	16	-	10-20
136	35	61	23	47	33	20	24	1	2	-	20-30
776	193	449	173	406	265	18	23	8	17	-	30-60
136	34	138	54	71	49	46	50	1	1	-	60-90
514	130	442	166	576	332	121	140	(Z)	1	-	90+
530	135	135	52	281	178	11	12	19	36	39	UK
271	67	294	119	480	319	43	53	12	19	3	33211
4	1	4	2	4	3	2	2	(Z)	1	-	0-.5
5	1	6	3	6	4	1	2	(Z)	(Z)	-	.5-1
9	2	24	10	15	10	10	11	1	2	-	1-5
6	2	10	3	22	16	-	-	10	16	-	5-10
33	8	21	10	9	7	-	-	-	-	-	10-20
4	1	12	5	15	13	17	21	-	-	-	20-30
115	29	91	39	134	93	12	17	-	-	-	30-60
28	7	17	5	50	34	-	-	-	-	-	60-90
57	13	108	42	221	136	-	-	-	-	-	90+
9	2	2	1	3	2	-	-	(Z)	1	3	UK
2 104	530	1 177	446	1 125	691	316	393	64	122	36	33219
11	3	10	4	8	6	2	3	5	9	-	0-.5
4	1	10	4	24	14	1	1	1	2	-	.5-1
55	13	62	22	41	29	14	18	9	15	-	1-5
42	10	43	16	30	21	9	10	12	24	(Z)	5-10
114	29	55	22	65	44	105	149	9	16	-	10-20
132	34	50	19	31	20	3	3	1	2	-	20-30
660	164	358	134	272	171	5	7	8	17	-	30-60
107	27	122	49	20	15	46	50	1	1	-	60-90
458	117	333	123	355	195	121	140	(Z)	1	-	90+
521	133	133	51	279	176	11	12	19	35	36	UK
1 201	297	2 379	933	2 642	1 867	581	707	1 297	2 412	17	333
(Z)	(Z)	1	(Z)	1	(Z)	(Z)	(Z)	(Z)	(Z)	-	0-.5
1	(Z)	(Z)	(Z)	7	5	1	(Z)	(Z)	(Z)	-	.5-1
2	(Z)	6	3	1	7	1	1	2	3	-	1-5
2	(Z)	7	3	10	7	(Z)	(Z)	1	2	-	5-10
16	4	21	8	13	9	1	1	(Z)	(Z)	-	10-20
665	163	766	306	384	246	18	21	7	13	-	20-30
30	7	32	13	7	4	13	15	50	92	-	30-60
375	92	767	300	1 567	1 136	312	375	601	1 124	-	60-90
108	29	764	295	636	446	236	293	631	1 165	17	90+
											UK
110	28	990	371	384	224	126	165	438	836	4	3331
(Z)	(Z)	(Z)	(Z)	(Z)	(Z)	-	-	-	-	-	0-.5
-	-	(Z)	(Z)	(Z)	(Z)	-	-	-	-	-	.5-1
-	-	3	1	4	3	-	-	(Z)	(Z)	-	1-5
1	(Z)	6	2	5	4	-	-	-	-	-	5-10
2	(Z)	5	2	10	7	(Z)	(Z)	(Z)	(Z)	-	10-20
9	2	10	4	3	2	-	-	7	13	-	20-30
55	15	34	13	24	14	4	4	40	74	-	30-60
-	-	12	5	2	1	2	2	4	8	-	60-90
43	10	354	129	316	180	37	49	304	590	-	90+
-	-	566	215	18	12	83	109	83	150	4	UK
110	28	989	370	384	224	126	165	438	836	-	33311
(Z)	(Z)	(Z)	(Z)	(Z)	(Z)	-	-	-	-	-	0-.5
-	-	(Z)	(Z)	(Z)	(Z)	-	-	-	-	-	.5-1
-	-	3	1	4	3	-	-	(Z)	(Z)	-	1-5
1	(Z)	6	2	5	4	-	-	-	-	-	5-10
2	(Z)	5	2	10	7	(Z)	(Z)	(Z)	(Z)	-	10-20
9	2	10	4	3	2	-	-	7	13	-	20-30
55	15	34	13	24	14	4	4	40	74	-	30-60
-	-	12	5	2	1	2	2	4	8	-	60-90
43	10	354	129	316	180	37	49	304	590	-	90+
-	-	565	215	18	12	83	109	83	150	-	UK
279	71	317	135	636	482	186	228	50	84	3	3332

BUREAU OF THE CENSUS  
INDUSTRY



TABLE 3. SHIPMENTS BY MANUFACTURING ESTABLISHMENTS--COMMOITIES AND WEIGHT OF SHIPMENT BY OISTANCE SHIPPED: 1977--CON.

TCC CODE	COMMOITY AND WEIGHT OF SHIPMENT	ALL SHIPMENTS				TONS (THOUSANDS) AND TON-MILES (MILLIONS) BY OISTANCE OF SHIPMENT			
		TONS (THOU- SANOS) (A)	TON-MILES (MIL- LIONS) (B)	STANDARO ERROR (PERCENT) FOR COLUMNS--		UNOER 100 MILES		100 TO 199 MILES	
				(A)	(B)	TONS	TON- MILES	TONS	TON- MILES
3332	PRIMARY LEAO SMELTER PRODUCTS.								
	UNOER 500 POUNOS . . . . .	(Z)	(Z)	80	68	(Z)	(Z)	-	-
	500 TO 999 POUNOS . . . . .	(Z)	(Z)	76	74	(Z)	(Z)	-	-
	1,000 TO 4,999 POUNOS . . . . .	10	1	66	78	7	(Z)	(Z)	(Z)
	5,000 TO 9,999 POUNOS . . . . .	5	2	57	69	1	(Z)	1	(Z)
	10,000 TO 19,999 POUNOS . . . . .	2	(Z)	60	78	1	(Z)	-	-
	20,000 TO 29,999 POUNOS . . . . .	16	3	83	79	8	(Z)	2	(Z)
	30,000 TO 59,999 POUNOS . . . . .	876	240	42	40	206	12	168	22
	60,000 TO 89,999 POUNOS . . . . .	12	6	56	44	-	-	5	1
	90,000 POUNOS AND OER . . . . .	865	615	51	42	102	(Z)	17	3
	SHIPMENT WEIGHT UNOOWN . . . . .	515	176	60	30	310	5	3	1
33321	LEAO PIG, SLAB, INGOTS, BULLION, ETC.	2 095	885	36	26	609	18	196	27
	UNOER 500 POUNOS . . . . .	(Z)	(Z)	80	68	(Z)	(Z)	-	-
	500 TO 999 POUNOS . . . . .	(Z)	(Z)	76	74	(Z)	(Z)	-	-
	1,000 TO 4,999 POUNOS . . . . .	10	1	66	78	7	(Z)	(Z)	(Z)
	5,000 TO 9,999 POUNOS . . . . .	5	2	57	69	1	(Z)	1	(Z)
	10,000 TO 19,999 POUNOS . . . . .	2	(Z)	60	78	1	(Z)	-	-
	20,000 TO 29,999 POUNOS . . . . .	16	3	83	79	8	(Z)	2	(Z)
	30,000 TO 59,999 POUNOS . . . . .	876	240	42	40	206	12	168	22
	60,000 TO 89,999 POUNOS . . . . .	12	6	56	44	-	-	5	1
	90,000 POUNOS AND OER . . . . .	732	510	51	38	76	(Z)	17	3
	SHIPMENT WEIGHT UNOOWN . . . . .	440	121	67	41	310	5	3	1
33322	LEAO MATTE, SPEISS, AND FLUE OUST.	207	160	36	42	26	(Z)	-	-
	90,000 POUNOS AND OER . . . . .	133	104	53	62	26	(Z)	-	-
	SHIPMENT WEIGHT UNOOWN . . . . .	75	55	-	-	-	-	-	-
3333	PRIMARY ZINC SMELTER PRODUCTS.	927	425	15	18	241	9	72	11
	UNOER 500 POUNOS . . . . .	(Z)	(Z)	58	62	(Z)	(Z)	(Z)	(Z)
	500 TO 999 POUNOS . . . . .	1	(Z)	100	100	1	(Z)	-	-
	1,000 TO 4,999 POUNOS . . . . .	2	(Z)	52	47	2	(Z)	(Z)	(Z)
	5,000 TO 9,999 POUNOS . . . . .	15	1	68	73	15	(Z)	-	-
	10,000 TO 19,999 POUNOS . . . . .	12	2	51	78	7	(Z)	-	-
	20,000 TO 29,999 POUNOS . . . . .	13	4	56	67	4	(Z)	-	-
	30,000 TO 59,999 POUNOS . . . . .	445	118	27	40	158	7	54	8
	60,000 TO 89,999 POUNOS . . . . .	7	2	57	58	-	-	-	-
	90,000 POUNOS AND OER . . . . .	336	262	17	24	20	1	11	1
	SHIPMENT WEIGHT UNOOWN . . . . .	95	37	17	12	34	1	6	1
33331	ZINC AND ZINC BASE ALLOY SMELTER PRODUCTS.	684	313	20	25	184	6	41	6
	UNOER 500 POUNOS . . . . .	(Z)	(Z)	54	59	(Z)	(Z)	(Z)	(Z)
	500 TO 999 POUNOS . . . . .	1	(Z)	100	100	1	(Z)	-	-
	1,000 TO 4,999 POUNOS . . . . .	2	(Z)	58	55	1	(Z)	(Z)	(Z)
	5,000 TO 9,999 POUNOS . . . . .	14	(Z)	72	62	14	(Z)	-	-
	10,000 TO 19,999 POUNOS . . . . .	11	1	55	92	7	(Z)	-	-
	20,000 TO 29,999 POUNOS . . . . .	7	2	87	98	1	(Z)	-	-
	30,000 TO 59,999 POUNOS . . . . .	359	101	29	44	123	4	26	4
	60,000 TO 89,999 POUNOS . . . . .	7	2	57	58	-	-	-	-
	90,000 POUNOS AND OER . . . . .	229	193	28	35	20	1	9	1
	SHIPMENT WEIGHT UNOOWN . . . . .	55	13	13	29	17	(Z)	5	1
33332	ZINC OROSS, RESIOUES, ASHES, ETC.	243	113	21	16	57	3	31	5
	UNOER 500 POUNOS . . . . .	(Z)	(Z)	85	80	-	-	-	-
	500 TO 999 POUNOS . . . . .	(Z)	(Z)	80	99	(Z)	(Z)	(Z)	(Z)
	1,000 TO 4,999 POUNOS . . . . .	1	1	70	99	(Z)	(Z)	-	-
	5,000 TO 9,999 POUNOS . . . . .	1	(Z)	100	100	1	(Z)	-	-
	10,000 TO 19,999 POUNOS . . . . .	6	2	70	86	3	(Z)	-	-
	20,000 TO 29,999 POUNOS . . . . .	86	17	49	60	35	2	28	4
	30,000 TO 59,999 POUNOS . . . . .	108	69	17	17	-	-	2	(Z)
	60,000 TO 89,999 POUNOS . . . . .	40	24	40	12	17	1	1	(Z)
3334	PRIMARY ALUMINUM SMELTER PRODUCTS.	6 535	2 986	17	23	2 207	56	641	91
	UNOER 500 POUNOS . . . . .	2	(Z)	95	42	2	(Z)	-	-
	500 TO 999 POUNOS . . . . .	(Z)	(Z)	100	100	-	-	-	-
	1,000 TO 4,999 POUNOS . . . . .	12	1	39	43	10	(Z)	(Z)	(Z)
	5,000 TO 9,999 POUNOS . . . . .	22	2	22	26	20	1	(Z)	(Z)
	10,000 TO 19,999 POUNOS . . . . .	131	9	70	57	119	5	5	1
	20,000 TO 29,999 POUNOS . . . . .	181	27	42	41	88	6	76	13
	30,000 TO 59,999 POUNOS . . . . .	1 953	488	24	26	513	27	431	59
	60,000 TO 89,999 POUNOS . . . . .	93	19	23	37	64	(Z)	2	(Z)
	90,000 POUNOS AND OER . . . . .	1 862	1 164	22	21	254	5	99	14
	SHIPMENT WEIGHT UNOOWN . . . . .	2 278	1 276	35	45	1 137	12	27	4
33341	PRIMARY ALUMINUM PIG, SLAB, AND INGOTS	6 317	2 933	18	24	2 104	52	618	88
	UNOER 500 POUNOS . . . . .	(Z)	(Z)	50	58	(Z)	(Z)	-	-
	500 TO 999 POUNOS . . . . .	(Z)	(Z)	100	100	-	-	-	-
	1,000 TO 4,999 POUNOS . . . . .	12	1	39	43	10	(Z)	(Z)	(Z)
	5,000 TO 9,999 POUNOS . . . . .	22	2	22	26	20	1	(Z)	(Z)
	10,000 TO 19,999 POUNOS . . . . .	43	6	36	40	31	1	5	1
	20,000 TO 29,999 POUNOS . . . . .	167	26	46	43	81	6	70	12
	30,000 TO 59,999 POUNOS . . . . .	1 891	466	22	21	508	27	416	57
	60,000 TO 89,999 POUNOS . . . . .	91	18	25	40	64	(Z)	-	-
	90,000 POUNOS AND OER . . . . .	1 824	1 145	23	21	254	5	99	14
	SHIPMENT WEIGHT UNOOWN . . . . .	2 266	1 269	35	46	1 136	12	27	4
33342	ALUMINUM RESIOUES, ETC.	217	54	59	69	103	4	24	4
	UNOER 500 POUNOS . . . . .	2	(Z)	98	69	2	(Z)	-	-
	10,000 TO 19,999 POUNOS . . . . .	88	4	100	100	88	4	-	-
	20,000 TO 29,999 POUNOS . . . . .	14	1	69	51	7	(Z)	7	1
	30,000 TO 59,999 POUNOS . . . . .	62	22	85	90	5	(Z)	15	2
	60,000 TO 89,999 POUNOS . . . . .	2	(Z)	100	100	-	-	2	(Z)
	90,000 POUNOS AND OER . . . . .	38	19	62	56	-	-	-	-
	SHIPMENT WEIGHT UNOOWN . . . . .	12	7	80	87	1	(Z)	(Z)	(Z)
3339	MISCELLANEOUS PRIMARY NONFERROUS METAL PRODUCTS.	812	315	15	23	390	9	50	8
	UNOER 500 POUNOS . . . . .	9	2	58	25	7	(Z)	(Z)	(Z)

TONS (THOUSANDS) AND TON-MILES (MILLIONS) BY DISTANCE OF SHIPMENT--CON.

200 TO 299 MILES		300 TO 499 MILES		500 TO 999 MILES		1,000 TO 1,499 MILES		1,500 MILES AND OVER		MILEAGE UNKNOWN	TCC CODE AND WT.
TONS	TON-MILES	TONS	TON-MILES	TONS	TON-MILES	TONS	TON-MILES	TONS	TON-MILES	TONS	
(Z)	(Z)	-	-	(Z)	(Z)	-	-	-	-	-	3332
-	-	(Z)	(Z)	-	-	-	-	-	-	-	0-.5
1	(Z)	1	(Z)	1	(Z)	-	-	-	-	-	.5-1
-	-	1	(Z)	2	(Z)	-	-	-	-	-	1-5
-	-	1	(Z)	-	-	(Z)	(Z)	-	-	-	5-10
1	(Z)	1	(Z)	3	(Z)	-	-	-	-	-	10-20
198	49	167	70	135	84	(Z)	(Z)	2	3	-	20-30
-	-	2	1	3	2	-	-	-	-	-	30-60
73	20	131	58	360	290	134	3	49	81	-	60-90
6	1	12	5	132	102	49	62	-	-	3	90+
-	-	-	-	-	-	-	-	-	-	-	UK
276	70	312	133	511	384	139	168	50	84	(Z)	33321
(Z)	(Z)	-	-	(Z)	(Z)	-	-	-	-	-	0-.5
-	-	(Z)	(Z)	-	-	-	-	-	-	-	.5-1
1	(Z)	1	(Z)	1	(Z)	-	-	-	-	-	1-5
-	-	1	(Z)	2	(Z)	-	-	-	-	-	5-10
1	(Z)	1	(Z)	3	(Z)	(Z)	(Z)	-	-	-	10-20
198	49	167	70	135	84	(Z)	(Z)	2	3	-	20-30
-	-	2	1	3	2	-	-	-	-	-	30-60
70	19	126	56	308	248	86	103	49	81	-	60-90
6	1	12	5	60	47	49	62	-	-	(Z)	90+
-	-	-	-	-	-	-	-	-	-	-	UK
2	1	5	2	124	98	48	59	-	-	3	33322
2	1	5	2	52	43	48	59	-	-	-	90+
-	-	-	-	72	55	-	-	-	-	-	UK
110	27	149	56	207	137	105	125	35	62	8	3333
(Z)	(Z)	(Z)	(Z)	(Z)	(Z)	-	-	-	-	-	0-.5
-	-	-	-	-	-	-	-	-	-	-	.5-1
(Z)	(Z)	(Z)	(Z)	(Z)	(Z)	-	-	-	-	-	1-5
-	-	4	1	1	(Z)	-	-	-	-	-	5-10
-	-	8	3	1	(Z)	-	-	-	-	-	10-20
57	14	107	39	67	47	1	1	1	1	-	20-30
5	1	2	1	-	-	-	-	-	-	-	30-60
36	9	21	9	127	82	88	104	33	57	-	60-90
11	3	8	3	10	6	16	20	1	3	8	90+
-	-	-	-	-	-	-	-	-	-	-	UK
106	26	131	48	102	73	77	92	35	62	8	33331
(Z)	(Z)	(Z)	(Z)	-	-	-	-	-	-	-	0-.5
-	-	-	-	-	-	-	-	-	-	-	.5-1
(Z)	(Z)	-	-	(Z)	(Z)	-	-	-	-	-	1-5
-	-	4	1	-	-	-	-	-	-	-	5-10
-	-	8	3	-	-	-	-	-	-	-	10-20
55	14	90	32	63	44	1	1	1	1	-	20-30
5	1	2	1	-	-	-	-	-	-	-	30-60
35	8	21	9	35	27	76	91	33	57	-	60-90
11	3	8	3	5	3	-	5	1	3	8	90+
-	-	-	-	-	-	-	-	-	-	-	UK
3	1	18	8	105	64	28	33	-	-	-	33332
-	-	(Z)	(Z)	(Z)	(Z)	-	-	-	-	-	0-.5
-	-	-	-	(Z)	(Z)	-	-	-	-	-	1-5
-	-	(Z)	(Z)	(Z)	(Z)	-	-	-	-	-	5-10
-	-	-	-	1	(Z)	-	-	-	-	-	10-20
-	-	1	1	1	(Z)	-	-	-	-	-	20-30
2	1	17	7	5	3	-	-	-	-	-	30-60
1	(Z)	-	-	92	55	12	13	-	-	-	90+
-	-	-	-	5	3	16	20	-	-	-	UK
654	157	900	359	1 353	974	138	158	641	1 191	(Z)	3334
-	-	(Z)	(Z)	(Z)	(Z)	(Z)	(Z)	(Z)	(Z)	-	0-.5
-	-	(Z)	(Z)	-	-	-	-	-	-	-	.5-1
(Z)	(Z)	(Z)	(Z)	1	(Z)	-	-	-	-	-	1-5
1	(Z)	(Z)	(Z)	1	1	-	-	(Z)	1	-	5-10
(Z)	(Z)	3	1	2	2	-	-	-	-	-	10-20
6	1	3	1	7	5	(Z)	1	-	-	-	20-30
350	84	485	195	157	100	12	14	4	8	-	30-60
12	2	5	2	2	1	7	9	2	4	-	60-90
205	46	281	109	793	602	58	68	172	321	-	90+
80	23	123	50	390	263	61	67	462	858	(Z)	UK
647	155	867	346	1 302	943	138	158	641	1 191	(Z)	33341
-	-	(Z)	(Z)	(Z)	(Z)	(Z)	(Z)	(Z)	(Z)	-	0-.5
-	-	(Z)	(Z)	-	-	-	-	-	-	-	.5-1
(Z)	(Z)	(Z)	(Z)	1	(Z)	-	-	-	-	-	1-5
1	(Z)	(Z)	(Z)	1	1	-	-	(Z)	1	-	5-10
(Z)	(Z)	3	1	2	2	-	-	-	-	-	10-20
6	1	3	1	7	5	(Z)	1	-	-	-	20-30
343	82	470	188	138	90	12	14	4	8	-	30-60
12	2	5	2	2	1	7	9	2	4	-	60-90
205	46	263	103	772	589	58	68	172	321	-	90+
80	23	122	50	379	255	61	67	462	858	(Z)	UK
7	2	33	13	51	31	-	-	-	-	-	33342
-	-	-	-	-	-	-	-	-	-	-	0-.5
-	-	-	-	-	-	-	-	-	-	-	10-20
-	-	-	-	-	-	-	-	-	-	-	20-30
7	2	15	7	19	10	-	-	-	-	-	30-60
-	-	-	-	-	-	-	-	-	-	-	60-90
-	-	17	6	21	13	-	-	-	-	-	90+
(Z)	(Z)	(Z)	(Z)	11	7	-	-	-	-	-	UK
63	17	108	42	106	77	28	36	68	126	(Z)	3339
(Z)	(Z)	1	(Z)	1	(Z)	(Z)	(Z)	(Z)	(Z)	-	0-.5

BUREAU OF THE CENSUS

TABLE 3. SHIPMENTS BY MANUFACTURING ESTABLISHMENTS--COMMODITIES AND WEIGHT OF SHIPMENT BY DISTANCE SHIPPED: 1977--CON.

TCC CODE	COMMODITY AND WEIGHT OF SHIPMENT	ALL SHIPMENTS				TONS (THOUSANDS) AND TON-MILES (MILLIONS) BY DISTANCE OF SHIPMENT			
		TONS (THOU- SANDS) (A)	TON-MILES (MIL- LIONS) (B)	STANDARD ERROR (PERCENT) FOR COLUMNS--		UNDER 100 MILES		100 TO 199 MILES	
				(A)	(B)	TONS	TON- MILES	TONS	TON- MILES
3339	MISCELLANEOUS PRIMARY NONFERROUS METAL PRODUCTS. . . . .								
	500 TO 999 POUNDS. . . . .	5	1	36	38	3	(Z)	(Z)	(Z)
	1,000 TO 4,999 POUNDS. . . . .	52	5	62	45	45	1	3	(Z)
	5,000 TO 9,999 POUNDS. . . . .	11	2	37	55	9	(Z)	1	(Z)
	10,000 TO 19,999 POUNDS. . . . .	16	5	49	73	8	(Z)	3	(Z)
	20,000 TO 29,999 POUNDS. . . . .	10	(Z)	96	64	9	(Z)	-	-
	30,000 TO 59,999 POUNDS. . . . .	99	25	41	30	37	1	19	3
	60,000 TO 89,999 POUNDS. . . . .	46	11	72	85	3	(Z)	15	2
	90,000 POUNDS AND OVER. . . . .	147	113	30	44	55	2	-	-
	SHIPMENT WEIGHT UNKNOWN. . . . .	418	151	17	14	213	4	9	1
33391	MAGNESIUM PIG, SLAB, INGOTS, ETC. . . . .	233	183	16	8	60	1	2	(Z)
	UNDER 500 POUNDS. . . . .	(Z)	(Z)	42	65	(Z)	(Z)	(Z)	(Z)
	500 TO 999 POUNDS. . . . .	1	(Z)	100	100	-	-	-	-
	1,000 TO 4,999 POUNDS. . . . .	2	(Z)	97	37	2	(Z)	-	-
	5,000 TO 9,999 POUNDS. . . . .	(Z)	(Z)	100	100	-	-	-	-
	10,000 TO 19,999 POUNDS. . . . .	(Z)	(Z)	100	100	-	-	-	-
	20,000 TO 29,999 POUNDS. . . . .	9	1	99	94	6	(Z)	-	-
	30,000 TO 59,999 POUNDS. . . . .	5	5	18	18	(Z)	(Z)	(Z)	(Z)
	60,000 TO 89,999 POUNDS. . . . .	42	66	12	14	-	-	-	-
	90,000 POUNDS AND OVER. . . . .	183	111	20	13	58	1	2	(Z)
	SHIPMENT WEIGHT UNKNOWN. . . . .								
33394	NICKEL PIG, SLAB, INGOTS, ETC. . . . .	189	29	76	58	107	4	36	5
	UNDER 500 POUNDS. . . . .	1	(Z)	79	93	(Z)	(Z)	(Z)	(Z)
	500 TO 999 POUNDS. . . . .	2	(Z)	75	92	(Z)	(Z)	(Z)	(Z)
	1,000 TO 4,999 POUNDS. . . . .	1	(Z)	97	84	1	(Z)	2	(Z)
	5,000 TO 9,999 POUNDS. . . . .	3	(Z)	96	69	3	(Z)	-	-
	10,000 TO 19,999 POUNDS. . . . .	9	1	99	94	6	(Z)	3	(Z)
	20,000 TO 29,999 POUNDS. . . . .	10	(Z)	96	64	9	(Z)	-	-
	30,000 TO 59,999 POUNDS. . . . .	61	10	89	53	34	1	17	3
	60,000 TO 89,999 POUNDS. . . . .	42	10	100	100	-	-	15	2
	90,000 POUNDS AND OVER. . . . .	60	6	51	57	54	2	-	-
	SHIPMENT WEIGHT UNKNOWN. . . . .	(Z)	(Z)	83	100	(Z)	(Z)	-	-
33398	MISCELLANEOUS NONFERROUS METAL RESIDUES. . . . .	29	29	47	62	7	(Z)	-	-
	UNDER 500 POUNDS. . . . .	(Z)	(Z)	100	100	-	-	-	-
	1,000 TO 4,999 POUNDS. . . . .	(Z)	(Z)	100	100	(Z)	(Z)	-	-
	5,000 TO 9,999 POUNDS. . . . .	5	1	56	86	5	(Z)	-	-
	10,000 TO 19,999 POUNDS. . . . .	10	3	70	87	1	(Z)	-	-
	20,000 TO 29,999 POUNDS. . . . .	1	(Z)	100	100	1	(Z)	-	-
	30,000 TO 59,999 POUNDS. . . . .	12	25	66	65	-	-	-	-
	60,000 TO 89,999 POUNDS. . . . .								
	90,000 POUNDS AND OVER. . . . .								
	SHIPMENT WEIGHT UNKNOWN. . . . .								
33399	PRIMARY NONFERROUS METAL SLAB, NEC. . . . .	259	63	16	22	134	2	9	1
	UNDER 500 POUNDS. . . . .	7	1	74	29	7	(Z)	(Z)	(Z)
	500 TO 999 POUNDS. . . . .	4	1	47	54	3	(Z)	-	-
	1,000 TO 4,999 POUNDS. . . . .	47	5	70	53	43	1	1	(Z)
	5,000 TO 9,999 POUNDS. . . . .	1	(Z)	72	62	-	-	-	-
	10,000 TO 19,999 POUNDS. . . . .	6	3	71	86	2	(Z)	-	-
	20,000 TO 29,999 POUNDS. . . . .	7	2	94	91	1	(Z)	2	(Z)
	30,000 TO 59,999 POUNDS. . . . .	30	15	82	58	-	-	-	-
	60,000 TO 89,999 POUNDS. . . . .	156	36	10	32	78	1	7	1
	90,000 POUNDS AND OVER. . . . .								
	SHIPMENT WEIGHT UNKNOWN. . . . .								
335	NONFERROUS METAL BASIC SHAPES. . . . .	13 213	6 699	12	7	2 699	165	1 469	212
	UNDER 500 POUNDS. . . . .	183	81	12	13	83	2	19	3
	500 TO 999 POUNDS. . . . .	2 154	73	14	17	50	2	24	3
	1,000 TO 4,999 POUNDS. . . . .	981	472	13	13	272	8	106	16
	5,000 TO 9,999 POUNDS. . . . .	789	411	16	13	137	6	100	15
	10,000 TO 19,999 POUNDS. . . . .	1 127	572	10	11	206	8	159	22
	20,000 TO 29,999 POUNDS. . . . .	986	553	14	11	115	4	189	26
	30,000 TO 59,999 POUNDS. . . . .	4 205	2 133	10	11	424	18	467	67
	60,000 TO 89,999 POUNDS. . . . .	484	284	16	19	65	2	51	8
	90,000 POUNDS AND OVER. . . . .	2 139	1 585	18	18	35	2	225	35
	SHIPMENT WEIGHT UNKNOWN. . . . .	2 165	534	50	28	1 311	114	129	18
3351	COPPER, BRASS, AND BRONZE BASIC SHAPES. . . . .	1 905	977	15	13	233	9	284	43
	UNDER 500 POUNDS. . . . .	11	5	19	24	3	(Z)	1	(Z)
	500 TO 999 POUNDS. . . . .	23	9	22	23	8	(Z)	3	(Z)
	1,000 TO 4,999 POUNDS. . . . .	160	67	20	23	41	1	25	4
	5,000 TO 9,999 POUNDS. . . . .	137	53	19	15	31	1	23	3
	10,000 TO 19,999 POUNDS. . . . .	182	80	17	14	35	2	30	4
	20,000 TO 29,999 POUNDS. . . . .	149	80	15	16	24	1	24	4
	30,000 TO 59,999 POUNDS. . . . .	676	325	20	19	76	3	130	19
	60,000 TO 89,999 POUNDS. . . . .	61	28	45	35	-	-	25	4
	90,000 POUNDS AND OVER. . . . .	337	220	33	40	-	-	15	3
	SHIPMENT WEIGHT UNKNOWN. . . . .	169	109	8	10	15	(Z)	7	1
33511	COPPER, BRASS, AND BRONZE RODS AND BARS. . . . .	870	376	26	26	109	4	155	23
	UNDER 500 POUNDS. . . . .	2	1	36	27	1	(Z)	(Z)	(Z)
	500 TO 999 POUNDS. . . . .	7	3	23	29	2	(Z)	2	(Z)
	1,000 TO 4,999 POUNDS. . . . .	51	17	21	16	12	(Z)	11	2
	5,000 TO 9,999 POUNDS. . . . .	53	18	29	20	15	(Z)	11	1
	10,000 TO 19,999 POUNDS. . . . .	76	21	28	19	24	1	12	2
	20,000 TO 29,999 POUNDS. . . . .	48	21	29	41	11	1	9	1
	30,000 TO 59,999 POUNDS. . . . .	332	136	32	33	45	1	69	10
	60,000 TO 89,999 POUNDS. . . . .	25	4	100	100	-	-	25	4
	90,000 POUNDS AND OVER. . . . .	276	156	39	52	-	-	15	3
	SHIPMENT WEIGHT UNKNOWN. . . . .	1	1	61	89	(Z)	(Z)	(Z)	(Z)
33512	COPPER, BRASS, AND BRONZE PLATE AND SHEET. . . . .	491	300	12	13	71	3	75	12
	UNDER 500 POUNDS. . . . .	4	2	31	43	2	(Z)	(Z)	(Z)
	500 TO 999 POUNDS. . . . .	8	2	47	38	6	(Z)	(Z)	(Z)
	1,000 TO 4,999 POUNDS. . . . .	62	26	29	29	23	1	8	1
	5,000 TO 9,999 POUNDS. . . . .	46	20	20	18	14	1	4	(Z)
	10,000 TO 19,999 POUNDS. . . . .	34	22	28	32	2	(Z)	8	1
	20,000 TO 29,999 POUNDS. . . . .	67	40	16	22	12	(Z)	10	2
	30,000 TO 59,999 POUNDS. . . . .	176	103	12	19	13	(Z)	45	7
	60,000 TO 89,999 POUNDS. . . . .	29	21	41	43	-	-	-	-
	90,000 POUNDS AND OVER. . . . .	59	62	56	49	-	-	-	-



TONS (THOUSANDS) AND TON-MILES (MILLIONS) BY DISTANCE OF SHIPMENT--CON.

200 TO 299 MILES		300 TO 499 MILES		500 TO 999 MILES		1,000 TO 1,499 MILES		1,500 MILES AND OVER		MILEAGE UNKNOWN	TCC CODE AND WT.
TONS	TON-MILES	TONS	TON-MILES	TONS	TON-MILES	TONS	TON-MILES	TONS	TON-MILES	TONS	
1	(Z)	(Z)	(Z)	1	(Z)	(Z)	(Z)	(Z)	(Z)	-	3339
(Z)	(Z)	1	(Z)	1	(Z)	1	(Z)	1	(Z)	-	5-1
1	(Z)	(Z)	(Z)	(Z)	(Z)	(Z)	(Z)	(Z)	(Z)	2	1-5
-	-	1	(Z)	4	(Z)	(Z)	(Z)	-	-	-	5-10
-	-	(Z)	(Z)	(Z)	(Z)	-	-	-	-	-	10-20
8	2	27	10	5	4	1	1	2	4	-	20-30
15	4	12	4	-	-	-	-	-	-	-	30-60
28	8	2	1	7	5	9	12	47	85	-	60-90
11	3	64	26	88	64	16	21	17	33	(Z)	90+
5	1	15	6	81	60	21	27	49	87	-	UK
(Z)	(Z)	-	-	-	-	-	-	(Z)	(Z)	-	33391
1	(Z)	-	-	-	-	-	-	-	-	-	0-.5
-	-	-	-	(Z)	(Z)	(Z)	(Z)	(Z)	(Z)	-	5-1
-	-	-	-	-	-	-	-	-	-	-	1-5
-	-	-	-	(Z)	(Z)	(Z)	(Z)	-	-	-	5-10
1	(Z)	-	-	(Z)	(Z)	(Z)	(Z)	2	4	-	10-20
-	-	2	1	3	2	6	8	31	56	-	30-60
4	1	13	6	77	57	15	19	15	27	-	90+
19	5	20	7	3	2	3	4	(Z)	(Z)	(Z)	UK
(Z)	(Z)	(Z)	(Z)	(Z)	(Z)	-	-	-	-	-	33394
-	-	(Z)	(Z)	(Z)	(Z)	-	-	-	-	-	0-.5
-	-	(Z)	(Z)	(Z)	(Z)	-	-	-	-	-	5-1
-	-	(Z)	(Z)	(Z)	(Z)	(Z)	(Z)	-	-	-	1-5
-	-	-	-	-	-	-	-	(Z)	(Z)	-	5-10
-	-	-	-	(Z)	(Z)	(Z)	(Z)	-	-	-	10-20
-	-	(Z)	(Z)	(Z)	(Z)	-	-	-	-	-	20-30
-	-	8	3	2	2	1	1	-	-	-	30-60
15	4	12	4	-	-	-	-	-	-	-	60-90
4	1	-	-	-	-	3	3	-	-	-	90+
-	-	-	-	-	-	-	-	-	-	(Z)	UK
-	-	9	3	-	-	(Z)	(Z)	12	25	-	33398
-	-	-	-	-	-	(Z)	(Z)	-	-	-	0-.5
-	-	-	-	-	-	-	-	-	-	-	1-5
-	-	-	-	-	-	-	-	(Z)	(Z)	-	5-10
-	-	9	3	-	-	-	-	-	-	-	30-60
-	-	-	-	-	-	-	-	-	-	-	60-90
-	-	-	-	-	-	-	-	12	25	-	90+
33	9	54	22	19	13	4	5	6	12	(Z)	33399
(Z)	(Z)	(Z)	(Z)	(Z)	(Z)	(Z)	(Z)	(Z)	(Z)	(Z)	0-.5
(Z)	(Z)	(Z)	(Z)	(Z)	(Z)	(Z)	(Z)	(Z)	(Z)	(Z)	5-1
(Z)	(Z)	1	(Z)	1	1	1	1	1	2	-	1-5
1	(Z)	(Z)	(Z)	-	-	(Z)	(Z)	-	-	-	5-10
-	-	1	(Z)	3	3	-	-	(Z)	(Z)	-	10-20
3	1	2	1	-	-	-	-	-	-	-	30-60
23	7	-	-	4	3	1	1	3	5	-	90+
7	2	51	20	11	6	2	2	2	4	(Z)	UK
1 512	373	2 160	845	3 564	2 448	744	910	907	1 745	159	335
11	3	14	6	31	24	9	10	16	34	1	0-.5
12	3	20	8	21	15	11	13	15	30	1	5-1
98	24	158	62	216	149	56	69	73	144	2	1-5
108	27	145	56	194	137	42	51	63	119	-	5-10
127	32	197	77	297	203	50	58	91	173	-	10-20
115	30	174	51	307	213	40	48	86	180	-	20-30
741	183	866	335	1 272	863	245	292	191	375	-	30-60
68	17	57	23	179	118	16	19	49	97	-	60-90
127	28	403	161	875	603	219	280	256	475	-	90+
105	26	167	68	173	122	58	69	67	118	155	UK
164	41	466	182	563	405	109	135	85	162	2	3351
1	(Z)	2	1	3	2	(Z)	(Z)	1	1	(Z)	0-.5
3	1	3	1	3	2	1	2	1	3	(Z)	5-1
18	4	28	11	34	24	6	7	7	15	1	1-5
25	6	23	9	26	18	5	5	5	11	-	5-10
29	7	32	12	43	31	7	9	7	16	-	10-20
9	2	26	10	44	30	12	15	9	18	-	20-30
67	17	121	48	219	148	44	52	19	37	-	30-60
-	-	6	2	30	21	-	-	-	-	-	60-90
-	-	160	63	126	101	28	38	8	15	-	90+
12	3	66	26	34	25	6	7	28	46	1	UK
64	16	269	102	221	163	50	63	2	6	-	33511
(Z)	(Z)	(Z)	(Z)	(Z)	(Z)	(Z)	(Z)	(Z)	(Z)	-	0-.5
(Z)	(Z)	1	(Z)	1	1	(Z)	(Z)	1	1	-	5-1
6	1	13	5	7	5	1	1	1	2	-	1-5
7	2	8	3	8	6	3	3	1	2	-	5-10
8	2	17	6	15	10	1	1	-	-	-	10-20
1	(Z)	9	3	11	8	7	8	-	-	-	20-30
41	11	61	22	91	63	24	29	-	-	-	30-60
-	-	-	-	-	-	-	-	-	-	-	60-90
(Z)	(Z)	160	63	87	71	14	20	-	-	-	90+
33	8	57	24	188	135	26	32	41	86	-	UK
(Z)	(Z)	(Z)	(Z)	(Z)	(Z)	(Z)	(Z)	(Z)	(Z)	-	33512
1	(Z)	(Z)	(Z)	1	1	(Z)	(Z)	1	1	-	0-.5
6	1	7	3	12	9	3	3	3	7	-	5-1
9	2	7	3	9	6	1	2	3	7	-	1-5
6	1	8	4	4	3	2	2	4	11	-	5-10
4	1	11	5	21	15	-	-	9	18	-	10-20
2	1	23	10	75	52	5	6	13	27	-	20-30
-	-	-	-	29	21	-	-	-	-	-	30-60
-	-	-	-	37	29	14	18	8	15	-	60-90
-	-	-	-	-	-	-	-	-	-	-	90+

BUREAU OF THE CENSUS

TABLE 3. SHIPMENTS BY MANUFACTURING ESTABLISHMENTS--COMMODITIES AND WEIGHT OF SHIPMENT BY DISTANCE SHIPPED: 1977--CON.

TCC CODE	COMMODITY AND WEIGHT OF SHIPMENT	ALL SHIPMENTS				TONS (THOUSANDS) AND TON-MILES (MILLIONS) BY DISTANCE OF SHIPMENT			
		TONS (THOU- SANDS) (A)	TON-MILES (MIL- LIONS) (B)	STANDARD ERROR (PERCENT) FOR COLUMNS--		UNDER 100 MILES		100 TO 199 MILES	
				(A)	(B)	TONS	TON- MILES	TONS	TON- MILES
33512	COPPER, BRASS, AND BRONZE PLATE AND SHEET. SHIPMENT WEIGHT UNKNOWN.	7	2	72	62	(Z)	(Z)	(Z)	(Z)
33513	COPPER, BRASS, AND BRONZE PIPE AND TUBE.	492	278	16	15	51	3	48	7
	UNDER 500 POUNDS.	4	2	37	39	(Z)	(Z)	1	(Z)
	500 TO 999 POUNDS.	7	4	37	41	(Z)	(Z)	1	(Z)
	1,000 TO 4,999 POUNDS.	44	24	34	33	5	(Z)	6	1
	5,000 TO 9,999 POUNDS.	35	14	38	33	3	(Z)	8	1
	10,000 TO 19,999 POUNDS.	61	31	25	22	9	1	7	1
	20,000 TO 29,999 POUNDS.	33	19	29	29	1	(Z)	6	1
	30,000 TO 59,999 POUNDS.	136	72	18	21	18	1	13	2
	60,000 TO 89,999 POUNDS.	8	3	82	76	-	-	-	-
	90,000 POUNDS AND OVER.	2	2	100	100	-	-	-	-
	SHIPMENT WEIGHT UNKNOWN.	161	106	5	9	15	(Z)	7	1
33519	COPPER, BRASS, AND BRONZE SHAPES, NEC.	53	23	32	40	2	(Z)	6	1
	UNDER 500 POUNDS.	1	(Z)	32	48	1	(Z)	(Z)	(Z)
	500 TO 999 POUNDS.	1	(Z)	48	54	(Z)	(Z)	-	-
	1,000 TO 4,999 POUNDS.	3	1	33	37	2	(Z)	-	-
	5,000 TO 9,999 POUNDS.	3	1	56	60	-	-	-	-
	10,000 TO 19,999 POUNDS.	11	6	60	80	-	-	3	(Z)
	20,000 TO 29,999 POUNDS.	(Z)	(Z)	100	100	-	-	(Z)	(Z)
	30,000 TO 59,999 POUNDS.	33	15	38	48	-	-	2	(Z)
	SHIPMENT WEIGHT UNKNOWN.	(Z)	(Z)	75	91	(Z)	(Z)	(Z)	(Z)
3352	ALUMINUM AND ALUMINUM ALLOY BASIC SHAPES	5 464	3 035	9	11	612	23	552	80
	UNDER 500 POUNDS.	53	9	38	19	42	1	2	(Z)
	500 TO 999 POUNDS.	44	14	26	21	24	1	2	(Z)
	1,000 TO 4,999 POUNDS.	302	115	27	22	130	3	21	3
	5,000 TO 9,999 POUNDS.	275	138	18	15	54	2	31	4
	10,000 TO 19,999 POUNDS.	436	233	17	20	69	3	72	10
	20,000 TO 29,999 POUNDS.	413	158	29	17	50	2	111	15
	30,000 TO 59,999 POUNDS.	2 136	1 041	7	13	157	7	156	23
	60,000 TO 89,999 POUNDS.	175	4	138	14	24	5	4	(Z)
	90,000 POUNDS AND OVER.	1 380	1 104	12	16	26	2	124	20
	SHIPMENT WEIGHT UNKNOWN.	249	83	20	24	55	3	30	4
33521	ALUMINUM PLATE AND SHEET	3 833	2 224	6	5	298	12	334	50
	UNDER 500 POUNDS.	23	1	78	33	22	(Z)	(Z)	(Z)
	500 TO 999 POUNDS.	10	1	69	58	9	(Z)	(Z)	(Z)
	1,000 TO 4,999 POUNDS.	91	41	23	10	38	1	4	1
	5,000 TO 9,999 POUNDS.	125	78	9	11	11	1	10	1
	10,000 TO 19,999 POUNDS.	238	155	17	12	20	1	25	3
	20,000 TO 29,999 POUNDS.	231	98	44	20	14	1	82	11
	30,000 TO 59,999 POUNDS.	1 772	885	5	7	120	6	103	16
	60,000 TO 89,999 POUNDS.	134	88	15	19	5	(Z)	4	(Z)
	90,000 POUNDS AND OVER.	1 154	859	10	11	23	1	106	18
	SHIPMENT WEIGHT UNKNOWN.	56	19	87	80	35	1	1	(Z)
33523	ALUMINUM RODS AND BARS	639	421	14	28	66	2	80	11
	UNDER 500 POUNDS.	2	1	39	47	1	(Z)	(Z)	(Z)
	500 TO 999 POUNDS.	5	3	53	40	-	-	(Z)	(Z)
	1,000 TO 4,999 POUNDS.	48	13	49	54	30	1	2	(Z)
	5,000 TO 9,999 POUNDS.	16	8	63	77	4	(Z)	2	(Z)
	10,000 TO 19,999 POUNDS.	18	11	59	69	2	(Z)	1	(Z)
	20,000 TO 29,999 POUNDS.	10	7	39	-	-	-	12	2
	30,000 TO 59,999 POUNDS.	175	62	26	19	21	1	31	4
	60,000 TO 89,999 POUNDS.	28	-	46	69	-	-	-	-
	90,000 POUNDS AND OVER.	200	237	33	44	-	-	12	2
	SHIPMENT WEIGHT UNKNOWN.	120	30	18	26	8	(Z)	21	3
33529	ALUMINUM BASIC SHAPES, NEC	732	259	17	23	199	7	117	16
	UNDER 500 POUNDS.	24	6	30	29	16	(Z)	2	(Z)
	500 TO 999 POUNDS.	27	8	25	35	14	(Z)	2	(Z)
	1,000 TO 4,999 POUNDS.	129	46	36	29	51	1	13	2
	5,000 TO 9,999 POUNDS.	105	40	29	31	27	1	18	2
	10,000 TO 19,999 POUNDS.	127	43	28	42	38	1	39	5
	20,000 TO 29,999 POUNDS.	114	34	29	36	28	1	13	2
	30,000 TO 59,999 POUNDS.	122	48	28	31	13	1	16	2
	60,000 TO 89,999 POUNDS.	14	4	77	73	-	-	-	-
	90,000 POUNDS AND OVER.	23	9	58	72	-	-	6	1
	SHIPMENT WEIGHT UNKNOWN.	48	20	35	27	12	1	8	1
3356	MISCELLANEOUS NONFERROUS METAL BASIC SHAPES.	1 814	516	63	33	1 213	111	61	10
	UNDER 500 POUNDS.	23	17	37	30	7	(Z)	3	(Z)
	500 TO 999 POUNDS.	11	12	51	47	4	(Z)	1	(Z)
	1,000 TO 4,999 POUNDS.	57	19	26	24	26	(Z)	12	2
	5,000 TO 9,999 POUNDS.	40	14	42	42	11	(Z)	2	(Z)
	10,000 TO 19,999 POUNDS.	34	19	27	31	3	(Z)	5	1
	20,000 TO 29,999 POUNDS.	37	20	41	50	1	(Z)	13	2
	30,000 TO 59,999 POUNDS.	219	98	27	28	43	3	21	4
	60,000 TO 89,999 POUNDS.	11	5	74	92	2	(Z)	-	-
	90,000 POUNDS AND OVER.	109	100	71	89	3	(Z)	-	-
	SHIPMENT WEIGHT UNKNOWN.	1 274	213	87	60	1 114	107	5	1
33563	NICKEL AND NICKEL BASE ALLOY BASIC SHAPES.	1 187	178	91	63	1 090	106	14	3
	UNDER 500 POUNDS.	14	12	69	38	4	(Z)	2	(Z)
	500 TO 999 POUNDS.	5	8	26	36	(Z)	(Z)	(Z)	(Z)
	1,000 TO 4,999 POUNDS.	8	8	40	52	1	(Z)	(Z)	(Z)
	5,000 TO 9,999 POUNDS.	4	4	71	69	-	-	-	-
	10,000 TO 19,999 POUNDS.	9	5	50	51	1	(Z)	-	-
	20,000 TO 29,999 POUNDS.	10	2	55	57	-	-	6	1
	30,000 TO 59,999 POUNDS.	45	28	31	44	-	-	5	1
	60,000 TO 89,999 POUNDS.	8	4	100	100	-	-	-	-
	SHIPMENT WEIGHT UNKNOWN.	1 085	106	100	100	1 084	106	(Z)	(Z)
33564	ZINC AND ZINC BASE ALLOY BASIC SHAPES.	123	44	46	50	39	3	20	3

TONS (THOUSANDS) AND TON-MILES (MILLIONS) BY DISTANCE OF SHIPMENT--CON.

200 TO 299 MILES		300 TO 499 MILES		500 TO 999 MILES		1,000 TO 1,499 MILES		1,500 MILES AND OVER		MILEAGE UNKNOWN	TCC CODE AND WT.
TONS	TON-MILES	TONS	TON-MILES	TONS	TON-MILES	TONS	TON-MILES	TONS	TON-MILES	TONS	
5	1	2	1	(Z)	(Z)	(Z)	(Z)	(Z)	(Z)	-	33512 UK
49	12	136	54	132	91	33	41	41	70	2	33513
(Z)	(Z)	1	(Z)	1	1	(Z)	(Z)	(Z)	(Z)	(Z)	0-.5
1	(Z)	2	1	2	1	1	1	(Z)	1	(Z)	.5-1
6	1	8	3	14	10	2	3	3	6	1	1-5
7	2	7	3	9	6	(Z)	(Z)	1	2	-	5-10
13	3	7	2	17	13	4	5	2	5	-	10-20
4	1	6	3	12	8	6	8	-	-	-	20-30
10	2	35	15	39	24	14	17	6	10	-	30-60
-	-	6	2	2	1	-	-	-	-	-	60-90
-	-	-	-	2	2	-	-	-	-	-	90+
7	2	64	26	34	25	5	7	28	46	1	UK
18	4	4	2	22	16	(Z)	(Z)	(Z)	(Z)	-	33519
(Z)	(Z)	(Z)	(Z)	(Z)	(Z)	(Z)	(Z)	(Z)	(Z)	-	0-.5
(Z)	(Z)	(Z)	(Z)	(Z)	(Z)	-	-	-	-	-	.5-1
(Z)	(Z)	1	(Z)	1	1	-	-	(Z)	(Z)	-	1-5
2	(Z)	1	(Z)	-	-	-	-	-	-	-	5-10
1	(Z)	-	-	7	5	-	-	-	-	-	10-20
-	-	-	-	-	-	-	-	-	-	-	20-30
15	4	2	1	14	10	-	-	-	-	-	30-60
(Z)	(Z)	-	-	(Z)	(Z)	-	-	-	-	-	UK
859	210	1 004	390	1 681	1 137	231	291	481	902	42	3352
1	(Z)	2	1	4	3	1	1	1	3	-	0-.5
3	1	6	2	4	3	2	2	3	5	-	.5-1
24	6	46	18	53	37	6	8	22	41	-	1-5
28	7	53	21	79	54	8	9	22	40	-	5-10
45	11	71	27	124	84	12	15	44	83	-	10-20
60	15	65	25	102	66	13	16	11	19	-	20-30
510	126	546	210	603	410	65	80	98	184	-	30-60
39	10	17	7	69	43	5	7	36	72	-	60-90
116	26	166	68	609	411	97	126	242	450	-	90+
31	8	32	12	34	26	22	27	2	4	42	UK
619	151	788	309	1 294	879	152	194	345	629	3	33521
(Z)	(Z)	(Z)	(Z)	(Z)	(Z)	-	-	(Z)	(Z)	-	0-.5
(Z)	(Z)	(Z)	(Z)	(Z)	(Z)	-	-	(Z)	1	-	.5-1
7	2	10	4	21	15	1	1	10	18	-	1-5
14	3	29	11	44	31	1	1	16	30	-	5-10
26	7	48	19	74	49	9	11	36	65	-	10-20
25	6	33	13	55	37	11	13	10	17	-	20-30
415	102	488	189	509	345	44	55	92	172	-	30-60
29	7	13	5	59	35	4	7	19	33	-	60-90
103	23	163	66	523	359	78	101	159	290	-	90+
(Z)	(Z)	3	1	8	7	4	5	2	4	3	UK
105	26	73	27	145	96	30	38	111	221	29	33523
(Z)	(Z)	(Z)	(Z)	1	(Z)	1	1	(Z)	(Z)	-	0-.5
1	(Z)	2	1	1	1	(Z)	(Z)	(Z)	1	-	.5-1
3	1	4	2	5	4	2	2	2	4	-	1-5
2	(Z)	3	1	4	2	-	-	2	4	-	5-10
4	1	4	3	6	3	-	-	2	3	-	10-20
1	(Z)	8	3	5	3	1	2	4	10	-	20-30
61	16	30	11	21	13	6	8	4	10	-	30-60
-	-	-	-	11	-	7	(Z)	17	39	-	60-90
9	2	4	2	73	46	19	(Z)	84	160	-	90+
25	6	19	7	18	13	(Z)	(Z)	(Z)	(Z)	29	UK
106	26	111	42	160	104	21	24	18	39	-	33529
1	(Z)	1	1	3	2	(Z)	(Z)	1	2	-	0-.5
2	(Z)	4	1	2	1	1	1	1	3	-	.5-1
10	2	25	9	22	14	1	2	7	16	-	1-5
11	3	17	7	24	16	6	7	4	4	-	5-10
12	3	7	3	25	17	1	1	5	12	-	10-20
28	7	17	7	28	18	-	-	-	-	-	20-30
23	5	27	10	37	24	4	5	1	1	-	30-60
10	3	4	1	-	-	-	-	-	-	-	60-90
5	1	-	-	12	7	-	-	-	-	-	90+
6	1	10	4	7	5	7	8	(Z)	(Z)	-	UK
46	11	198	83	166	111	75	94	49	96	5	3356
3	1	2	1	2	2	1	1	6	13	-	0-.5
(Z)	(Z)	1	(Z)	1	(Z)	1	1	5	9	-	.5-1
2	1	6	2	6	4	(Z)	(Z)	4	9	-	1-5
3	1	18	6	4	2	1	1	2	4	-	5-10
6	2	8	3	5	3	2	2	4	8	-	10-20
1	(Z)	9	3	8	6	3	3	3	5	-	20-30
19	5	74	32	51	35	1	1	9	19	-	30-60
-	-	1	(Z)	8	7	-	-	-	-	-	60-90
8	2	20	8	13	7	65	83	-	-	-	90+
4	1	59	27	69	47	2	2	16	29	5	UK
22	5	19	7	20	13	2	2	21	42	(Z)	33563
3	1	(Z)	(Z)	(Z)	(Z)	(Z)	(Z)	5	10	-	0-.5
(Z)	(Z)	(Z)	(Z)	(Z)	(Z)	-	-	4	8	-	.5-1
(Z)	(Z)	2	1	2	1	-	-	3	6	-	1-5
1	(Z)	(Z)	(Z)	1	1	-	-	2	3	-	5-10
-	-	3	1	4	2	2	2	-	-	-	10-20
-	-	3	1	-	-	-	-	-	-	-	20-30
18	4	11	4	5	4	-	-	7	15	-	30-60
-	-	-	-	8	4	-	-	-	-	-	60-90
(Z)	(Z)	(Z)	(Z)	(Z)	(Z)	-	-	(Z)	(Z)	(Z)	UK
1	(Z)	24	10	34	22	3	3	2	4	-	33564

BUREAU OF THE CENSUS



TABLE 3. SHIPMENTS BY MANUFACTURING ESTABLISHMENTS--COMMOITIES AND WEIGHT OF SHIPMENT BY OISTANCE SHIPPED: 1977--CON.

TCC CODE	COMMOITY AND WEIGHT OF SHIPMENT	ALL SHIPMENTS				TONS (THOUSANDS) AND TON-MILES (MILLIONS) BY OISTANCE OF SHIPMENT			
		TONS (THOU- SANOS) (A)	TON-MILES (MIL- LIONS) (B)	STANDARD ERROR (PERCENT) FOR COLUMNS--		UNDER 100 MILES		100 TO 199 MILES	
				(A)	(B)	TONS	TON- MILES	TONS	TON- MILES
33564	ZINC AND ZINC BASE ALLOY BASIC SHAPES.								
	UNDER 500 POUNDS . . . . .	(Z)	(Z)	92	92	(Z)	(Z)	-	-
	500 TO 999 POUNDS . . . . .	(Z)	(Z)	100	100	-	-	-	-
	1,000 TO 4,999 POUNDS . . . . .	2	1	88	94	1	(Z)	(Z)	(Z)
	5,000 TO 9,999 POUNDS . . . . .	4	1	100	100	2	(Z)	2	(Z)
	10,000 TO 19,999 POUNDS . . . . .	8	5	100	100	-	-	3	(Z)
	20,000 TO 29,999 POUNDS . . . . .	16	9	100	100	-	-	6	1
	30,000 TO 59,999 POUNDS . . . . .	56	13	65	71	33	2	9	1
	90,000 POUNDS AND OVER . . . . .	36	16	31	33	3	(Z)	-	-
33565	TITANIUM BASIC SHAPES.								
	UNDER 500 POUNDS . . . . .	70	56	15	13	20	1	(Z)	(Z)
	500 TO 999 POUNDS . . . . .	(Z)	(Z)	27	36	(Z)	(Z)	(Z)	(Z)
	1,000 TO 4,999 POUNDS . . . . .	(Z)	(Z)	30	28	(Z)	(Z)	(Z)	(Z)
	5,000 TO 9,999 POUNDS . . . . .	6	3	30	30	3	(Z)	(Z)	(Z)
	10,000 TO 19,999 POUNDS . . . . .	5	2	16	29	2	(Z)	(Z)	(Z)
	20,000 TO 29,999 POUNDS . . . . .	7	5	29	49	1	(Z)	-	-
	30,000 TO 59,999 POUNDS . . . . .	10	8	44	66	1	(Z)	-	-
	60,000 TO 89,999 POUNDS . . . . .	9	7	26	47	2	(Z)	-	-
	SHIPMENT WEIGHT UNKNOWN . . . . .	3	(Z)	55	82	2	(Z)	-	-
		29	31	30	9	8	(Z)	-	-
33569	NONFERROUS METAL BASIC SHAPES, NEC								
	UNDER 500 POUNDS . . . . .	160	83	74	78	7	(Z)	11	2
	500 TO 999 POUNDS . . . . .	3	2	34	40	1	(Z)	1	(Z)
	1,000 TO 4,999 POUNDS . . . . .	2	2	61	70	(Z)	(Z)	(Z)	(Z)
	5,000 TO 9,999 POUNDS . . . . .	10	2	58	23	4	(Z)	5	1
	10,000 TO 19,999 POUNDS . . . . .	11	4	98	97	-	-	-	-
	20,000 TO 29,999 POUNDS . . . . .	1	2	50	59	(Z)	(Z)	1	(Z)
	30,000 TO 59,999 POUNDS . . . . .	2	1	69	69	-	-	-	-
	60,000 TO 89,999 POUNDS . . . . .	1	(Z)	69	100	1	(Z)	-	-
	SHIPMENT WEIGHT UNKNOWN . . . . .	131	71	99	100	1	(Z)	5	1
3357	NONFERROUS METAL AND INSULATED WIRE.								
	UNDER 500 POUNDS . . . . .	4 062	2 260	16	12	502	19	642	92
	500 TO 999 POUNDS . . . . .	73	50	15	13	9	(Z)	8	1
	1,000 TO 4,999 POUNDS . . . . .	71	39	17	23	9	(Z)	19	3
	5,000 TO 9,999 POUNDS . . . . .	435	268	15	17	55	2	48	7
	10,000 TO 19,999 POUNDS . . . . .	311	198	24	21	35	2	38	6
	20,000 TO 29,999 POUNDS . . . . .	391	206	17	18	58	2	53	8
	30,000 TO 59,999 POUNDS . . . . .	378	294	17	19	40	1	26	4
	60,000 TO 89,999 POUNDS . . . . .	1 299	724	22	21	144	5	171	23
	90,000 POUNDS AND OVER . . . . .	339	200	24	36	53	2	42	8
	SHIPMENT WEIGHT UNKNOWN . . . . .	282	101	52	41	4	(Z)	153	21
		483	178	47	34	91	3	84	11
33571	ALUMINUM WIRE, CABLE AND STRAND, BARE.								
	UNDER 500 POUNDS . . . . .	344	175	34	35	5	(Z)	29	4
	500 TO 999 POUNDS . . . . .	(Z)	(Z)	79	66	(Z)	(Z)	(Z)	(Z)
	1,000 TO 4,999 POUNDS . . . . .	1	(Z)	74	61	-	-	(Z)	(Z)
	5,000 TO 9,999 POUNDS . . . . .	20	7	71	69	(Z)	(Z)	1	(Z)
	10,000 TO 19,999 POUNDS . . . . .	40	12	66	55	-	-	11	2
	20,000 TO 29,999 POUNDS . . . . .	41	26	56	58	(Z)	(Z)	-	-
	30,000 TO 59,999 POUNDS . . . . .	47	16	64	57	2	(Z)	-	-
	60,000 TO 89,999 POUNDS . . . . .	74	33	49	41	2	(Z)	10	2
	90,000 POUNDS AND OVER . . . . .	80	60	93	95	-	-	-	-
	SHIPMENT WEIGHT UNKNOWN . . . . .	16	5	67	81	-	-	5	1
		25	17	12	20	2	(Z)	1	(Z)
33572	COPPER WIRE, STRAND AND CABLE, BARE.								
	UNDER 500 POUNDS . . . . .	348	195	32	34	84	3	39	5
	500 TO 999 POUNDS . . . . .	11	8	30	43	1	(Z)	2	(Z)
	1,000 TO 4,999 POUNDS . . . . .	16	4	52	35	(Z)	(Z)	12	2
	5,000 TO 9,999 POUNDS . . . . .	65	44	39	52	8	(Z)	5	1
	10,000 TO 19,999 POUNDS . . . . .	30	11	22	26	3	(Z)	5	1
	20,000 TO 29,999 POUNDS . . . . .	43	12	37	32	6	(Z)	5	1
	30,000 TO 59,999 POUNDS . . . . .	26	21	49	64	4	(Z)	1	(Z)
	60,000 TO 89,999 POUNDS . . . . .	77	36	41	46	25	1	-	-
	SHIPMENT WEIGHT UNKNOWN . . . . .	20	44	100	100	-	-	-	-
		60	15	74	81	36	1	9	1
33573	NONFERROUS METAL WIRE, BARE, EXC. COPPER AND ALUMINUM.								
	UNDER 500 POUNDS . . . . .	65	32	46	42	17	1	8	1
	500 TO 999 POUNDS . . . . .	13	7	47	38	4	(Z)	1	(Z)
	1,000 TO 4,999 POUNDS . . . . .	8	1	55	51	5	(Z)	(Z)	(Z)
	5,000 TO 9,999 POUNDS . . . . .	23	16	56	64	6	(Z)	4	(Z)
	10,000 TO 19,999 POUNDS . . . . .	13	5	100	100	-	-	-	-
	SHIPMENT WEIGHT UNKNOWN . . . . .	8	3	69	94	2	(Z)	2	(Z)
33574	WIRE AND CABLE, INSULATED, ALL TYPES								
	UNDER 500 POUNDS . . . . .	3 305	1 859	16	12	395	15	567	81
	500 TO 999 POUNDS . . . . .	49	36	20	21	8	(Z)	5	1
	1,000 TO 4,999 POUNDS . . . . .	47	34	23	27	4	(Z)	6	1
	5,000 TO 9,999 POUNDS . . . . .	327	201	19	22	41	2	38	6
	10,000 TO 19,999 POUNDS . . . . .	242	175	18	20	32	2	22	3
	20,000 TO 29,999 POUNDS . . . . .	295	163	17	19	52	2	49	7
	30,000 TO 59,999 POUNDS . . . . .	304	257	15	21	34	1	25	4
	60,000 TO 89,999 POUNDS . . . . .	1 148	655	24	21	117	4	161	21
	90,000 POUNDS AND OVER . . . . .	238	97	22	29	53	2	42	8
	SHIPMENT WEIGHT UNKNOWN . . . . .	266	96	57	44	4	(Z)	147	20
		390	145	48	48	51	2	72	10
336	NONFERROUS METAL CASTINGS.								
	UNDER 500 POUNDS . . . . .	1 575	472	7	11	679	19	184	27
	500 TO 999 POUNDS . . . . .	71	25	12	19	34	1	8	1
	1,000 TO 4,999 POUNDS . . . . .	61	16	13	19	34	1	9	1
	5,000 TO 9,999 POUNDS . . . . .	310	100	15	21	153	4	39	6
	10,000 TO 19,999 POUNDS . . . . .	133	26	22	28	71	3	25	4
	20,000 TO 29,999 POUNDS . . . . .	129	27	28	34	71	2	22	3
	30,000 TO 59,999 POUNDS . . . . .	35	10	31	32	15	1	5	1
	SHIPMENT WEIGHT UNKNOWN . . . . .	55	35	17	43	7	1	13	2
		779	233	14	18	294	7	63	9
33612	ALUMINUM AND ALUMINUM BASE ALLOY CASTINGS *								
	UNDER 500 POUNDS . . . . .	1 011	240	10	9	461	13	113	16
		37	14	20	32	19	(Z)	6	1

TONS (THOUSANDS) AND TON-MILES (MILLIONS) BY DISTANCE OF SHIPMENT--CON.

200 TO 299 MILES		300 TO 499 MILES		500 TO 999 MILES		1,000 TO 1,499 MILES		1,500 MILES AND OVER		MILEAGE UNKNOWN	TCC CODE AND WT.
TONS	TON-MILES	TONS	TON-MILES	TONS	TON-MILES	TONS	TON-MILES	TONS	TON-MILES	TONS	
-	-	(Z)	(Z)	(Z)	(Z)	(Z)	(Z)	-	-	-	33564
-	-	(Z)	(Z)	-	-	-	-	-	-	-	0-.5
-	-	-	-	1	1	(Z)	(Z)	-	-	-	.5-1
1	(Z)	-	-	-	-	-	-	-	-	-	1-5
-	-	3	1	-	-	-	-	2	4	-	5-10
-	-	-	-	7	6	3	3	-	-	-	10-20
-	-	1	1	13	9	-	-	-	-	-	20-30
-	-	20	8	13	7	-	-	-	-	-	30-60
-	-	-	-	-	-	-	-	-	-	-	90+
3	1	13	5	3	2	3	3	24	44	4	33565
(Z)	(Z)	(Z)	(Z)	(Z)	(Z)	(Z)	(Z)	(Z)	(Z)	-	0-.5
(Z)	(Z)	(Z)	(Z)	(Z)	(Z)	(Z)	(Z)	(Z)	(Z)	-	.5-1
(Z)	(Z)	2	1	(Z)	(Z)	-	-	1	2	-	1-5
(Z)	(Z)	2	1	-	-	-	-	-	1	-	5-10
(Z)	(Z)	3	1	1	(Z)	(Z)	(Z)	(Z)	3	-	10-20
1	(Z)	4	2	1	(Z)	-	-	3	5	-	20-30
1	(Z)	1	(Z)	1	1	1	1	2	4	-	30-60
-	-	1	(Z)	-	-	-	-	-	-	-	60-90
(Z)	(Z)	(Z)	(Z)	(Z)	(Z)	1	2	16	29	4	UK
4	1	72	31	64	44	1	1	2	4	1	33569
(Z)	(Z)	(Z)	(Z)	1	1	(Z)	(Z)	(Z)	1	-	0-.5
(Z)	(Z)	(Z)	(Z)	(Z)	(Z)	(Z)	1	1	1	-	.5-1
(Z)	(Z)	(Z)	(Z)	(Z)	(Z)	(Z)	(Z)	(Z)	1	-	1-5
-	-	11	3	-	-	(Z)	(Z)	-	-	-	5-10
-	-	-	-	-	-	-	-	1	1	-	10-20
-	-	2	1	-	-	-	-	-	-	-	20-30
-	-	-	-	-	-	-	-	-	-	-	30-60
4	1	59	27	62	43	(Z)	(Z)	(Z)	(Z)	1	UK
436	109	484	188	1 227	833	371	431	290	589	109	3357
5	1	8	3	23	17	7	8	9	19	1	0-.5
6	2	10	4	13	9	8	9	6	13	1	.5-1
49	12	73	29	121	82	49	61	37	74	2	1-5
48	12	45	18	77	56	38	45	30	58	-	5-10
48	12	76	31	99	69	29	32	28	52	-	10-20
50	14	38	14	141	102	20	22	62	136	-	20-30
152	36	127	47	509	330	141	164	56	120	-	30-60
27	7	39	17	118	84	39	39	20	44	-	60-90
-	-	32	12	74	48	18	20	1	71	-	90+
51	13	36	14	51	37	24	29	41	71	106	UK
65	18	126	48	100	74	4	5	15	26	-	33571
(Z)	(Z)	(Z)	(Z)	-	-	(Z)	(Z)	-	-	-	0-.5
(Z)	(Z)	1	(Z)	(Z)	(Z)	-	-	(Z)	(Z)	-	.5-1
9	2	10	4	(Z)	(Z)	(Z)	(Z)	(Z)	(Z)	-	1-5
15	4	8	3	5	3	-	-	-	-	-	5-10
11	3	20	9	1	1	-	-	8	13	-	10-20
22	6	20	7	2	1	1	1	-	-	-	20-30
6	1	44	16	7	6	2	2	3	6	-	30-60
-	-	4	2	76	58	-	-	-	-	-	60-90
-	-	11	4	-	-	-	-	-	-	-	90+
1	(Z)	8	3	8	5	1	2	3	6	-	UK
67	16	34	13	59	41	29	37	37	80	(Z)	33572
1	(Z)	(Z)	(Z)	4	4	2	2	1	1	-	0-.5
1	(Z)	(Z)	(Z)	2	1	(Z)	(Z)	(Z)	1	-	.5-1
6	1	4	2	26	17	14	21	1	2	-	1-5
11	3	3	1	6	4	1	1	1	2	-	5-10
20	5	6	2	5	4	1	1	-	-	-	10-20
2	1	7	3	6	5	-	-	5	12	-	20-30
22	5	11	4	9	6	3	3	8	17	-	30-60
-	-	-	-	-	-	-	-	20	44	-	60-90
2	1	3	1	1	1	8	10	(Z)	(Z)	(Z)	UK
3	1	20	8	12	8	1	1	5	12	(Z)	33573
1	(Z)	2	1	4	3	1	1	1	1	-	0-.5
1	(Z)	1	1	1	1	-	-	-	-	-	.5-1
(Z)	(Z)	4	1	5	3	(Z)	(Z)	4	10	-	1-5
-	-	13	5	-	-	-	-	-	-	-	10-20
(Z)	(Z)	(Z)	(Z)	2	2	(Z)	(Z)	(Z)	(Z)	(Z)	UK
301	75	304	119	1 056	710	338	387	234	472	109	33574
3	1	6	2	15	11	4	5	7	16	1	0-.5
4	1	8	3	11	7	8	9	6	12	1	.5-1
33	8	56	22	91	62	34	41	32	61	2	1-5
22	6	34	13	67	50	37	44	29	56	-	5-10
16	4	38	15	92	65	29	31	20	40	-	10-20
25	7	11	5	133	96	19	21	57	124	-	20-30
124	29	72	27	493	318	136	159	46	96	-	30-60
27	7	35	15	42	26	39	39	-	-	-	60-90
-	-	22	8	74	48	18	20	1	1	-	90+
47	12	25	10	39	29	15	18	37	64	105	UK
164	42	273	104	175	114	31	35	65	132	4	336
4	1	8	3	9	6	5	5	3	7	-	0-.5
4	1	6	2	5	3	2	3	2	5	-	.5-1
32	8	32	13	26	19	13	15	15	36	-	1-5
10	3	18	7	7	5	1	1	1	3	-	5-10
6	2	8	3	20	13	1	1	2	4	-	10-20
1	(Z)	7	3	6	4	2	2	-	-	-	20-30
8	2	12	5	2	2	2	2	11	22	-	30-60
98	25	183	68	101	63	4	5	31	57	4	UK
102	26	203	77	104	64	13	15	13	29	1	33612
3	1	2	1	4	2	1	1	3	7	-	0-.5

BUREAU OF THE CENSUS

TABLE 3. SHIPMENTS BY MANUFACTURING ESTABLISHMENTS--COMMODITIES AND WEIGHT OF SHIPMENT BY DISTANCE SHIPPED: 1977--CON.

TCC CODE	COMMODITY AND WEIGHT OF SHIPMENT	ALL SHIPMENTS				TDNS (THOUSANDS) AND TON-MILES (MILLIONS) BY DISTANCE OF SHIPMENT			
		TDNS (THOU- SANDS) (A)	TON-MILES (MIL- LIONS) (B)	STANDARD ERRDR (PERCENT) FDR COLUMNS--		UNDER 100 MILES		100 TO 199 MILES	
				(A)	(B)	TONS	TON- MILES	TDNS	TON- MILES
33612	ALUMINUM AND ALUMINUM BASE ALLOY CASTINGS *								
	500 TO 999 POUNDS . . . . .	28	8	16	29	15	(Z)	3	1
	1,000 TO 4,999 POUNDS . . . . .	139	46	24	32	74	2	15	2
	5,000 TO 9,999 POUNDS . . . . .	77	13	30	44	39	2	15	2
	10,000 TO 19,999 POUNDS . . . . .	79	8	46	43	55	1	16	2
	20,000 TO 29,999 POUNDS . . . . .	16	4	42	58	5	(Z)	4	1
	30,000 TO 59,999 POUNDS . . . . .	30	6	8	11	9	1	7	1
	SHIPMENT WEIGHT UNKNOWN . . . . .	605	140	17	5	245	6	48	6
33621	COPPER, BRASS, AND BRONZE CASTINGS *	176	84	13	23	74	2	19	3
	UNDER 500 POUNDS . . . . .	25	7	21	30	14	(Z)	2	(Z)
	500 TO 999 POUNDS . . . . .	17	4	24	47	10	(Z)	2	(Z)
	1,000 TO 4,999 POUNDS . . . . .	67	32	17	36	33	1	4	1
	5,000 TO 9,999 POUNDS . . . . .	19	4	32	40	10	(Z)	5	1
	10,000 TO 19,999 POUNDS . . . . .	4	1	51	56	2	(Z)	2	(Z)
	20,000 TO 29,999 POUNDS . . . . .	2	1	69	79	-	-	1	(Z)
	30,000 TO 59,999 POUNDS . . . . .	14	24	58	67	-	-	-	-
	SHIPMENT WEIGHT UNKNOWN . . . . .	28	11	44	53	5	(Z)	3	(Z)
3369	MISCELLANEOUS NONFERROUS METAL CASTINGS.	400	136	15	30	174	6	59	9
	UNDER 500 POUNDS . . . . .	11	4	22	31	4	(Z)	1	(Z)
	500 TO 999 POUNDS . . . . .	14	4	26	34	8	(Z)	2	(Z)
	1,000 TO 4,999 POUNDS . . . . .	88	13	26	28	53	1	15	2
	5,000 TO 9,999 POUNDS . . . . .	45	11	27	31	22	1	7	1
	10,000 TO 19,999 POUNDS . . . . .	44	15	35	48	14	1	7	1
	20,000 TO 29,999 POUNDS . . . . .	19	3	52	32	13	1	1	(Z)
	30,000 TO 59,999 POUNDS . . . . .	16	4	42	39	-	-	9	1
	SHIPMENT WEIGHT UNKNOWN . . . . .	162	82	20	57	61	1	17	2
33691	MAGNESIUM CASTINGS . . . . .	9	7	22	32	(Z)	(Z)	(Z)	(Z)
	UNDER 500 POUNDS . . . . .	1	(Z)	45	53	(Z)	(Z)	(Z)	(Z)
	500 TO 999 POUNDS . . . . .	(Z)	(Z)	26	42	(Z)	(Z)	(Z)	(Z)
	1,000 TO 4,999 POUNDS . . . . .	1	(Z)	16	17	(Z)	(Z)	(Z)	(Z)
	5,000 TO 9,999 POUNDS . . . . .	1	1	25	26	-	-	-	-
	10,000 TO 19,999 POUNDS . . . . .	1	(Z)	55	55	-	-	-	-
	SHIPMENT WEIGHT UNKNOWN . . . . .	5	5	53	55	-	-	-	-
33692	ZINC AND ZINC BASE ALLOY CASTINGS.	316	71	18	21	147	5	52	8
	UNDER 500 POUNDS . . . . .	8	2	22	31	4	(Z)	1	(Z)
	500 TO 999 POUNDS . . . . .	13	3	28	36	7	(Z)	2	(Z)
	1,000 TO 4,999 POUNDS . . . . .	80	10	28	27	49	1	15	2
	5,000 TO 9,999 POUNDS . . . . .	43	10	28	33	22	1	7	1
	10,000 TO 19,999 POUNDS . . . . .	44	15	36	50	14	1	7	1
	20,000 TO 29,999 POUNDS . . . . .	19	3	52	32	13	1	1	(Z)
	30,000 TO 59,999 POUNDS . . . . .	10	3	45	45	-	-	4	1
	SHIPMENT WEIGHT UNKNOWN . . . . .	98	24	17	23	39	1	16	2
33693	LEAD AND LEAD BASE ALLOY CASTINGS.	8	4	44	48	3	(Z)	(Z)	(Z)
	UNDER 500 POUNDS . . . . .	2	2	59	55	(Z)	(Z)	(Z)	(Z)
	500 TO 999 POUNDS . . . . .	6	2	56	78	3	(Z)	-	-
	SHIPMENT WEIGHT UNKNOWN . . . . .	(Z)	-	98	-	-	-	-	-
33699	NONFERROUS METAL CASTINGS, NEC	66	54	42	88	24	(Z)	7	1
	UNDER 500 POUNDS . . . . .	(Z)	(Z)	60	72	(Z)	(Z)	(Z)	(Z)
	500 TO 999 POUNDS . . . . .	1	(Z)	98	80	1	(Z)	-	-
	1,000 TO 4,999 POUNDS . . . . .	1	(Z)	62	71	1	(Z)	-	-
	5,000 TO 9,999 POUNDS . . . . .	5	1	100	100	-	-	5	1
	SHIPMENT WEIGHT UNKNOWN . . . . .	59	53	47	90	22	(Z)	1	(Z)
339	MISCELLANEOUS PRIMARY METAL PRODUCTS	5 466	1 430	12	17	2 378	66	810	119
	UNDER 500 POUNDS . . . . .	29	12	23	22	9	(Z)	3	1
	500 TO 999 POUNDS . . . . .	37	12	32	30	15	1	7	1
	1,000 TO 4,999 POUNDS . . . . .	276	68	28	18	141	3	31	4
	5,000 TO 9,999 POUNDS . . . . .	170	67	19	27	48	2	24	3
	10,000 TO 19,999 POUNDS . . . . .	281	115	20	38	86	3	42	6
	20,000 TO 29,999 POUNDS . . . . .	250	71	23	26	88	4	50	7
	30,000 TO 59,999 POUNDS . . . . .	1 796	492	15	15	467	21	426	64
	60,000 TO 89,999 POUNDS . . . . .	152	49	29	45	72	4	6	1
	90,000 POUNDS AND OVER . . . . .	792	367	24	40	112	3	180	27
	SHIPMENT WEIGHT UNKNOWN . . . . .	1 682	176	33	42	1 339	25	40	6
33911	IRON AND STEEL FORGINGS *	2 961	848	14	23	760	34	690	103
	UNDER 500 POUNDS . . . . .	11	4	32	37	3	(Z)	2	(Z)
	500 TO 999 POUNDS . . . . .	11	4	43	50	3	(Z)	3	(Z)
	1,000 TO 4,999 POUNDS . . . . .	121	33	26	30	45	2	18	2
	5,000 TO 9,999 POUNDS . . . . .	127	44	24	36	36	2	20	3
	10,000 TO 19,999 POUNDS . . . . .	208	69	24	48	73	3	32	3
	20,000 TO 29,999 POUNDS . . . . .	193	49	26	32	49	4	35	5
	30,000 TO 59,999 POUNDS . . . . .	1 318	306	15	21	374	18	388	59
	60,000 TO 89,999 POUNDS . . . . .	138	43	30	45	70	4	4	1
	90,000 POUNDS AND OVER . . . . .	611	265	29	40	55	2	167	24
	SHIPMENT WEIGHT UNKNOWN . . . . .	227	30	39	71	30	1	22	3
33921	NONFERROUS METAL FORGINGS *	259	68	52	26	159	2	17	3
	UNDER 500 POUNDS . . . . .	3	2	39	46	1	(Z)	(Z)	(Z)
	500 TO 999 POUNDS . . . . .	3	1	37	52	(Z)	(Z)	1	(Z)
	1,000 TO 4,999 POUNDS . . . . .	22	11	46	35	4	(Z)	4	1
	5,000 TO 9,999 POUNDS . . . . .	11	5	49	47	4	(Z)	1	(Z)
	10,000 TO 19,999 POUNDS . . . . .	11	9	36	35	2	(Z)	1	(Z)
	20,000 TO 29,999 POUNDS . . . . .	7	4	50	73	1	(Z)	1	(Z)
	30,000 TO 59,999 POUNDS . . . . .	22	10	56	52	-	-	-	-
	90,000 POUNDS AND OVER . . . . .	7	(Z)	100	100	7	(Z)	-	-
	SHIPMENT WEIGHT UNKNOWN . . . . .	174	26	74	25	139	1	8	1
3399	PRIMARY METAL PRODUCTS, NEC.	1 844	471	20	30	1 132	22	100	13
	UNDER 500 POUNDS . . . . .	13	5	24	20	5	(Z)	1	(Z)
	500 TO 999 POUNDS . . . . .	22	6	53	29	12	(Z)	3	(Z)



TONS (THOUSANDS) AND TON-MILES (MILLIONS) BY DISTANCE OF SHIPMENT--CON.

200 TO 299 MILES		300 TO 499 MILES		500 TO 999 MILES		1,000 TO 1,499 MILES		1,500 MILES AND OVER		MILEAGE UNKNOWN	TCC CODE AND WT.
TONS	TON-MILES	TONS	TON-MILES	TONS	TON-MILES	TONS	TON-MILES	TONS	TON-MILES	TONS	
2	(Z) 1	3	1	2	1	1	1	1	3	-	33612
5	3	19	7	11	8	8	10	7	16	-	.5-1
10	3	12	5	4	1	(Z) 2	(Z) 3	(Z) 1	1	-	1-5
2	1	1	(Z) 1	5	3	(Z) 1	(Z) 2	1	1	-	10-20
2	(Z) 1	1	(Z) 1	1	3	(Z) 1	(Z) 3	-	-	-	20-30
9	2	4	1	1	1	(Z) 1	(Z) 1	-	-	-	30-60
70	18	162	60	76	45	2	2	1	1	1	UK
14	3	22	9	20	15	7	8	20	45	(Z)	33621
1	(Z) 1	3	1	2	2	2	3	(Z) 1	1	-	0-.5
(Z) 6	(Z) 2	2	1	2	1	1	1	(Z) 1	(Z) 1	-	.5-1
-	-	7	3	5	4	2	3	8	20	-	1-5
-	-	1	(Z) 2	2	2	-	-	(Z) 1	1	-	5-10
-	-	(Z) 1	(Z) 1	-	-	-	-	(Z) 1	1	-	10-20
-	-	1	(Z) 1	-	-	-	-	-	-	-	20-30
-	-	2	1	2	2	-	-	10	21	-	30-60
6	1	6	2	7	5	1	1	(Z) 1	1	(Z)	UK
28	7	56	22	45	29	5	5	31	58	2	3369
1	(Z) 1	2	1	2	1	1	1	(Z) 1	1	-	0-.5
1	(Z) 1	1	(Z) 1	1	1	(Z) 1	1	1	1	-	.5-1
9	2	6	2	5	3	(Z) 1	(Z) 1	(Z) 1	1	-	1-5
2	1	8	3	4	3	1	1	1	2	-	5-10
3	1	6	2	14	8	-	-	1	2	-	10-20
-	-	5	2	-	-	-	-	-	-	-	20-30
-	-	7	3	-	-	-	-	-	-	-	30-60
12	3	21	8	19	13	2	2	29	52	2	UK
2	(Z) 1	1	(Z) 1	4	4	2	2	(Z) 1	(Z) 1	(Z)	33691
(Z) 1	(Z) 1	(Z) 1	(Z) 1	(Z) 1	(Z) 1	(Z) 1	(Z) 1	(Z) 1	(Z) 1	(Z)	0-.5
(Z) 1	(Z) 1	(Z) 1	(Z) 1	(Z) 1	(Z) 1	(Z) 1	(Z) 1	(Z) 1	(Z) 1	(Z)	.5-1
1	(Z) 1	(Z) 1	(Z) 1	(Z) 1	(Z) 1	(Z) 1	(Z) 1	(Z) 1	(Z) 1	(Z)	1-5
1	(Z) 1	(Z) 1	(Z) 1	(Z) 1	(Z) 1	(Z) 1	(Z) 1	(Z) 1	(Z) 1	(Z)	5-10
-	-	(Z) 1	(Z) 1	(Z) 1	(Z) 1	(Z) 1	(Z) 1	(Z) 1	(Z) 1	(Z)	10-20
25	6	54	21	30	19	2	2	5	10	2	33692
1	(Z) 1	1	(Z) 1	1	1	(Z) 1	(Z) 1	(Z) 1	(Z) 1	(Z)	0-.5
1	(Z) 1	1	(Z) 1	1	1	(Z) 1	(Z) 1	1	1	-	.5-1
7	2	5	2	3	2	(Z) 1	(Z) 1	(Z) 1	1	-	1-5
1	(Z) 1	8	3	4	3	1	1	1	2	-	5-10
3	1	6	2	13	8	-	-	1	2	-	10-20
-	-	5	2	-	-	-	-	-	-	-	20-30
-	-	7	3	-	-	-	-	-	-	-	30-60
11	3	21	8	8	5	(Z) 1	(Z) 1	2	4	2	UK
1	(Z) 1	1	(Z) 1	2	1	1	1	(Z) 1	(Z) 1	(Z)	33693
-	-	1	(Z) 1	(Z) 1	(Z) 1	1	1	(Z) 1	(Z) 1	(Z)	0-.5
1	(Z) 1	-	-	2	1	-	-	-	-	-	1-5
-	-	-	-	-	-	-	-	-	-	(Z)	UK
1	(Z) 1	(Z) 1	(Z) 1	8	5	(Z) 1	(Z) 1	(Z) 1	(Z) 1	(Z)	33699
(Z) 1	(Z) 1	(Z) 1	(Z) 1	(Z) 1	(Z) 1	(Z) 1	(Z) 1	(Z) 1	(Z) 1	(Z)	0-.5
-	-	(Z) 1	(Z) 1	-	-	-	-	-	-	-	.5-1
-	-	(Z) 1	(Z) 1	-	-	-	-	-	-	-	1-5
1	(Z) 1	(Z) 1	(Z) 1	8	5	-	-	27	48	(Z)	30-60
592	143	749	293	540	376	156	197	103	238	138	339
4	1	5	2	5	4	1	2	1	3	-	0-.5
4	1	5	2	4	3	1	1	2	4	-	.5-1
32	8	34	13	26	19	5	7	6	14	(Z)	1-5
29	7	26	10	25	18	11	15	5	11	-	5-10
29	7	51	21	37	24	27	35	9	20	-	10-20
29	7	43	17	31	20	5	6	4	8	-	20-30
327	78	354	137	153	98	60	74	9	21	-	30-60
15	3	25	10	22	17	9	11	2	3	-	60-90
108	26	125	48	202	150	34	43	31	71	-	90+
15	4	79	33	33	23	2	3	34	83	138	UK
414	98	494	188	335	238	121	151	17	35	130	33911
2	(Z) 1	2	1	1	1	1	1	1	1	-	0-.5
1	(Z) 1	1	1	2	1	(Z) 1	(Z) 1	(Z) 1	1	-	.5-1
21	5	20	8	14	10	3	3	1	2	(Z)	1-5
23	5	19	7	17	11	9	12	2	4	-	5-10
22	5	39	15	23	14	16	20	3	6	-	10-20
26	6	38	14	20	13	3	3	2	4	-	20-30
231	54	208	75	66	41	44	54	3	5	-	30-60
15	3	21	8	19	15	7	8	2	3	-	60-90
70	16	113	44	167	127	38	48	2	4	-	90+
4	1	32	14	7	5	1	1	2	4	130	UK
23	6	12	5	23	16	7	9	12	27	7	33921
1	(Z) 1	(Z) 1	(Z) 1	1	1	(Z) 1	(Z) 1	(Z) 1	1	-	0-.5
1	(Z) 1	(Z) 1	(Z) 1	(Z) 1	(Z) 1	(Z) 1	(Z) 1	(Z) 1	(Z) 1	(Z)	.5-1
3	1	2	1	5	3	1	1	2	4	-	1-5
2	1	1	1	2	1	-	-	1	2	-	5-10
(Z) 1	(Z) 1	-	-	5	3	1	1	2	4	-	10-20
14	(Z) 4	4	-	1	1	2	2	-	-	-	20-30
-	-	1	1	2	2	2	3	-	-	-	30-60
1	(Z) 1	4	2	-	-	-	-	-	-	-	90+
-	-	4	2	6	5	1	1	7	16	7	UK
123	30	217	89	176	120	20	24	73	173	3	3399
2	(Z) 1	3	1	2	1	(Z) 1	(Z) 1	(Z) 1	1	-	0-.5
2	(Z) 1	3	1	2	1	(Z) 1	(Z) 1	1	2	-	.5-1

UNIVERSITY OF THE CALIFORNIA LIBRARY

TABLE 3. SHIPMENTS BY MANUFACTURING ESTABLISHMENTS--COMMODITIES AND WEIGHT OF SHIPMENT BY DISTANCE SHIPPED: 1977--CON.

TCC CODE	COMMODITY AND WEIGHT OF SHIPMENT	ALL SHIPMENTS				TONS (THOUSANDS) AND TON-MILES (MILLIONS) BY DISTANCE OF SHIPMENT			
		TONS (THOUSANDS) (A)	TON-MILES (MILLIONS) (B)	STANDARD ERROR (PERCENT) FOR COLUMNS--		UNDER 100 MILES		100 TO 199 MILES	
				(A)	(B)	TONS	TON-MILES	TONS	TON-MILES
3399	PRIMARY METAL PRODUCTS, NEC.								
	1,000 TO 4,999 POUNDS.	127	20	60	26	91	1	8	1
	5,000 TO 9,999 POUNDS.	27	13	36	38	8	1	4	1
	10,000 TO 19,999 POUNDS.	55	30	37	40	9	(Z)	10	1
	20,000 TO 29,999 POUNDS.	41	16	23	42	8	(Z)	17	2
	30,000 TO 59,999 POUNDS.	419	156	25	26	78	3	39	5
	60,000 TO 89,999 POUNDS.	4	1	36	39	1	(Z)	1	(Z)
	90,000 POUNDS AND OVER	127	111	40	61	24	1	7	1
	SHIPMENT WEIGHT UNKNOWN.	1 007	112	49	62	897	16	10	1
33991	METAL POWDER, FLAKES, AND PASTE.	576	273	30	46	90	3	70	9
	UNDER 500 POUNDS.	5	2	31	33	1	(Z)	(Z)	(Z)
	500 TO 999 POUNDS.	15	4	58	43	9	(Z)	1	(Z)
	1,000 TO 4,999 POUNDS.	22	11	24	22	2	(Z)	3	(Z)
	5,000 TO 9,999 POUNDS.	19	10	38	39	2	(Z)	4	1
	10,000 TO 19,999 POUNDS.	48	16	45	34	9	(Z)	10	1
	20,000 TO 29,999 POUNDS.	26	8	35	36	4	(Z)	11	1
	30,000 TO 59,999 POUNDS.	368	145	32	30	48	2	37	5
	60,000 TO 89,999 POUNDS.	3	1	57	59	-	-	1	(Z)
	90,000 POUNDS AND OVER	60	66	51	75	12	(Z)	3	(Z)
	SHIPMENT WEIGHT UNKNOWN.	12	11	43	58	2	(Z)	(Z)	(Z)
33999	PRIMARY METAL PRODUCTS, NEC.	1 263	195	34	36	1 042	19	29	4
	UNDER 500 POUNDS.	7	2	31	24	3	(Z)	1	(Z)
	500 TO 999 POUNDS.	6	2	62	50	2	(Z)	2	(Z)
	1,000 TO 4,999 POUNDS.	104	8	69	41	88	1	5	1
	5,000 TO 9,999 POUNDS.	9	3	66	53	6	(Z)	-	-
	10,000 TO 19,999 POUNDS.	8	14	69	88	(Z)	(Z)	(Z)	(Z)
	20,000 TO 29,999 POUNDS.	15	6	41	63	4	(Z)	6	1
	30,000 TO 59,999 POUNDS.	51	11	47	69	30	1	2	(Z)
	60,000 TO 89,999 POUNDS.	1	(Z)	44	51	1	(Z)	(Z)	(Z)
	90,000 POUNDS AND OVER	68	45	13	23	12	(Z)	4	1
	SHIPMENT WEIGHT UNKNOWN.	994	101	50	64	895	16	10	1
34	FABRICATED METAL PRODUCTS EXC. ORNANCE, MACH., TRANS.	60 922	19 323	8	7	22 880	740	8 425	1 242
	UNDER 500 POUNDS.	1 745	704	5	6	655	18	203	29
	500 TO 999 POUNDS.	1 445	522	7	7	573	21	188	28
	1,000 TO 4,999 POUNDS.	5 640	1 914	7	7	2 351	64	779	112
	5,000 TO 9,999 POUNDS.	5 431	1 200	14	14	2 870	102	869	121
	10,000 TO 19,999 POUNDS.	8 301	2 234	10	13	3 468	126	1 323	192
	20,000 TO 29,999 POUNDS.	4 607	1 836	15	25	1 302	47	632	93
	30,000 TO 59,999 POUNDS.	12 935	4 649	10	8	3 899	137	1 877	291
	60,000 TO 89,999 POUNDS.	2 541	1 052	24	22	586	21	318	49
	90,000 POUNDS AND OVER	4 601	1 181	47	25	2 273	75	470	65
	SHIPMENT WEIGHT UNKNOWN.	13 677	4 032	9	8	4 903	129	1 765	262
34111	METAL CANS (INCL. MIXED SHIP.; CANS, TOPS, BOTTOMS) *	7 404	1 381	13	20	3 716	140	1 317	213
	UNDER 500 POUNDS.	9	4	39	70	2	(Z)	2	(Z)
	500 TO 999 POUNDS.	80	10	79	57	76	7	1	(Z)
	1,000 TO 4,999 POUNDS.	129	31	21	28	55	1	8	1
	5,000 TO 9,999 POUNDS.	1 027	184	41	46	529	10	136	21
	10,000 TO 19,999 POUNDS.	2 892	463	17	18	1 594	65	456	68
	20,000 TO 29,999 POUNDS.	585	139	28	25	305	12	80	12
	30,000 TO 59,999 POUNDS.	1 206	311	39	41	280	13	487	88
	60,000 TO 89,999 POUNDS.	28	5	72	90	11	(Z)	8	1
	90,000 POUNDS AND OVER	379	68	60	55	215	6	-	-
	SHIPMENT WEIGHT UNKNOWN.	1 068	165	47	61	648	26	139	22
342	CUTLERY, HAND TOOLS AND GENERAL HARDWARE	2 493	1 457	8	12	555	21	211	33
	UNDER 500 POUNDS.	252	168	13	16	40	2	22	3
	500 TO 999 POUNDS.	120	79	15	20	22	1	7	1
	1,000 TO 4,999 POUNDS.	323	210	11	17	64	2	23	3
	5,000 TO 9,999 POUNDS.	112	64	18	23	24	1	9	2
	10,000 TO 19,999 POUNDS.	294	138	29	30	72	2	26	4
	20,000 TO 29,999 POUNDS.	130	97	28	54	30	1	10	2
	30,000 TO 59,999 POUNDS.	291	214	38	48	83	4	24	4
	60,000 TO 89,999 POUNDS.	54	27	26	34	12	1	7	1
	90,000 POUNDS AND OVER	214	111	23	44	77	3	11	2
	SHIPMENT WEIGHT UNKNOWN.	704	348	18	18	132	4	73	12
3421	CUTLERY, EXC. ELECTRICAL	67	39	13	18	23	1	3	(Z)
	UNDER 500 POUNDS.	17	14	12	14	2	(Z)	1	(Z)
	500 TO 999 POUNDS.	6	5	26	27	1	(Z)	(Z)	(Z)
	1,000 TO 4,999 POUNDS.	7	4	35	36	1	(Z)	(Z)	(Z)
	5,000 TO 9,999 POUNDS.	4	3	40	53	2	(Z)	-	-
	10,000 TO 19,999 POUNDS.	4	3	51	60	(Z)	(Z)	1	(Z)
	20,000 TO 29,999 POUNDS.	1	1	21	28	(Z)	(Z)	-	-
	30,000 TO 59,999 POUNDS.	2	1	100	100	-	-	-	-
	SHIPMENT WEIGHT UNKNOWN.	25	7	16	14	17	(Z)	(Z)	(Z)
34211	KITCHEN AND TABLE CUTLERY, EXC. ELECTRICAL	18	13	36	37	3	(Z)	1	(Z)
	UNDER 500 POUNDS.	7	6	24	27	1	(Z)	(Z)	(Z)
	500 TO 999 POUNDS.	3	2	44	46	(Z)	(Z)	(Z)	(Z)
	1,000 TO 4,999 POUNDS.	3	3	53	60	1	(Z)	(Z)	(Z)
	5,000 TO 9,999 POUNDS.	2	(Z)	67	94	1	(Z)	-	-
	10,000 TO 19,999 POUNDS.	2	1	79	87	-	-	-	-
	30,000 TO 59,999 POUNDS.	2	1	100	100	-	-	-	-
	SHIPMENT WEIGHT UNKNOWN.	(Z)	(Z)	31	44	(Z)	(Z)	(Z)	(Z)
34213	SCISSORS AND SHEARS, EXC. ELECTRICAL	16	12	20	32	3	(Z)	2	(Z)
	UNDER 500 POUNDS.	4	3	30	26	(Z)	(Z)	(Z)	(Z)
	500 TO 999 POUNDS.	2	2	32	45	(Z)	(Z)	(Z)	(Z)
	1,000 TO 4,999 POUNDS.	2	1	36	37	(Z)	(Z)	(Z)	(Z)
	5,000 TO 9,999 POUNDS.	2	2	71	84	1	(Z)	-	-
	10,000 TO 19,999 POUNDS.	1	(Z)	100	100	-	-	1	(Z)
	SHIPMENT WEIGHT UNKNOWN.	6	3	12	11	1	(Z)	(Z)	(Z)
34215	RAZOR BLADES AND RAZORS, EXC. ELECTRICAL	25	9	5	11	14	(Z)	(Z)	(Z)

TONS (THOUSANDS) AND TON-MILES (MILLIONS) BY DISTANCE OF SHIPMENT--CON.

200 TO 299 MILES		300 TO 499 MILES		500 TO 999 MILES		1,000 TO 1,499 MILES		1,500 MILES AND OVER		MILEAGE UNKNOWN	TCC CODE AND WT.
TONS	TON-MILES	TONS	TON-MILES	TONS	TON-MILES	TONS	TON-MILES	TONS	TON-MILES	TONS	
6	2	12	4	6	4	1	1	3	7	-	3399
2	1	5	2	5	4	(Z)	(Z)	2	4	-	1-5
6	2	13	6	9	6	3	4	5	12	-	5-10
1	(Z)	2	1	11	7	(Z)	(Z)	2	6	-	10-20
86	21	122	52	78	50	10	11	6	14	-	20-30
-	-	1	1	(Z)	(Z)	(Z)	(Z)	-	6	-	30-60
7	2	14	5	42	32	4	5	29	65	-	60-90
11	2	40	16	20	14	(Z)	(Z)	25	62	-	90+
101	25	141	60	126	84	15	17	33	76	1	33991
1	(Z)	1	1	1	1	(Z)	(Z)	(Z)	(Z)	-	0-.5
1	(Z)	2	1	1	1	(Z)	(Z)	1	1	-	5-1
5	1	5	2	5	4	1	1	1	3	-	1-5
2	1	4	2	5	4	-	-	1	2	-	5-10
5	1	13	6	8	5	2	2	-	-	-	10-20
1	(Z)	2	1	9	6	(Z)	(Z)	-	-	-	20-30
84	21	113	48	69	44	10	11	6	14	-	30-60
-	-	1	(Z)	-	-	(Z)	(Z)	-	-	-	60-90
1	(Z)	-	-	23	17	1	1	20	48	-	90+
1	(Z)	(Z)	(Z)	5	3	(Z)	(Z)	3	7	1	UK
21	5	75	29	50	36	5	7	39	95	2	33999
(Z)	(Z)	1	(Z)	1	1	(Z)	(Z)	(Z)	(Z)	-	0-.5
1	(Z)	1	(Z)	1	1	(Z)	(Z)	(Z)	(Z)	-	5-1
2	(Z)	6	2	1	1	(Z)	(Z)	2	4	-	1-5
-	-	2	1	(Z)	(Z)	(Z)	(Z)	1	2	-	5-10
1	(Z)	-	-	(Z)	(Z)	1	2	5	12	-	10-20
(Z)	(Z)	(Z)	(Z)	2	1	(Z)	(Z)	2	6	-	20-30
1	(Z)	9	4	9	6	-	-	-	-	-	30-60
-	-	(Z)	(Z)	(Z)	(Z)	-	-	-	-	-	60-90
6	2	14	5	20	16	3	4	8	17	-	90+
10	2	40	16	15	10	(Z)	(Z)	21	55	2	UK
7 265	1 785	8 872	3 524	9 102	6 269	1 767	2 105	1 860	3 658	751	34
156	38	219	86	310	220	97	114	101	199	4	0-.5
147	37	149	59	269	189	57	67	59	122	2	5-1
527	130	688	271	810	560	222	266	262	510	1	1-5
499	122	463	181	514	341	100	120	114	213	1	5-10
892	218	1 215	479	1 097	739	169	204	136	276	1	10-20
532	132	876	345	907	655	150	179	207	384	2	20-30
2 088	511	2 018	811	2 172	1 476	442	533	438	889	1	30-60
421	107	403	172	616	395	122	149	76	159	-	60-90
375	89	713	280	570	382	124	142	75	148	1	90+
1 629	402	2 130	840	1 837	1 313	285	330	392	757	737	UK
832	201	1 044	413	399	265	40	47	52	102	4	34111
1	(Z)	2	1	1	1	1	1	(Z)	1	-	0-.5
1	(Z)	1	(Z)	1	1	(Z)	(Z)	(Z)	1	-	5-1
23	6	31	11	8	6	3	4	1	1	-	1-5
150	36	151	60	37	21	9	11	15	25	-	5-10
329	78	371	148	133	87	4	5	6	12	-	10-20
48	11	65	25	73	53	-	-	14	25	-	20-30
149	37	179	73	79	51	18	21	13	30	-	30-60
-	-	9	4	-	-	-	-	-	-	-	60-90
68	16	73	35	23	12	-	-	-	-	-	90+
64	17	162	56	44	33	5	5	3	7	4	UK
249	60	337	137	581	397	159	187	302	622	99	342
27	7	38	15	73	53	20	24	32	65	(Z)	0-.5
13	3	19	8	35	25	10	12	14	29	-	5-1
38	9	33	13	97	67	27	33	41	81	-	1-5
11	3	21	8	30	22	8	9	8	19	-	5-10
40	10	43	18	80	54	15	17	17	32	-	10-20
16	3	10	4	21	14	9	11	34	61	-	20-30
31	7	22	9	59	41	20	24	53	126	-	30-60
7	1	13	6	10	7	1	1	9	9	-	60-90
26	6	27	12	41	24	-	-	33	64	-	90+
41	10	110	43	134	89	49	56	66	135	99	UK
5	1	6	2	14	10	7	9	7	15	2	3421
2	(Z)	3	1	1	3	2	3	3	7	(Z)	0-.5
1	(Z)	1	(Z)	1	1	1	1	1	3	-	5-1
1	(Z)	1	(Z)	1	1	1	1	1	1	-	1-5
(Z)	(Z)	-	-	(Z)	(Z)	1	1	1	2	-	5-10
1	(Z)	-	-	2	1	(Z)	(Z)	(Z)	1	-	10-20
-	-	1	1	1	1	-	-	(Z)	(Z)	-	20-30
-	-	-	-	2	1	-	-	-	-	-	30-60
(Z)	(Z)	1	(Z)	2	1	3	3	1	2	2	UK
2	1	2	1	6	5	2	2	2	5	(Z)	34211
1	(Z)	1	(Z)	2	1	1	1	1	3	-	0-.5
(Z)	(Z)	(Z)	(Z)	1	(Z)	(Z)	(Z)	(Z)	1	-	5-1
-	-	(Z)	(Z)	1	1	(Z)	(Z)	1	1	-	1-5
(Z)	(Z)	-	-	(Z)	(Z)	-	-	-	-	-	5-10
1	(Z)	-	-	1	1	(Z)	(Z)	-	-	-	10-20
-	-	-	-	2	1	-	-	-	-	-	30-60
(Z)	(Z)	(Z)	(Z)	(Z)	(Z)	(Z)	(Z)	(Z)	(Z)	(Z)	UK
1	(Z)	2	1	2	2	3	4	2	5	1	34213
(Z)	(Z)	1	(Z)	1	1	1	1	1	1	-	0-.5
(Z)	(Z)	(Z)	(Z)	(Z)	(Z)	(Z)	(Z)	(Z)	1	-	5-1
(Z)	(Z)	1	(Z)	(Z)	(Z)	(Z)	(Z)	(Z)	1	-	1-5
-	-	-	-	-	-	1	1	1	2	-	5-10
(Z)	(Z)	-	-	-	-	-	-	-	-	-	10-20
-	-	-	-	-	-	-	-	-	-	-	30-60
(Z)	(Z)	(Z)	(Z)	1	(Z)	2	2	(Z)	1	1	UK
2	(Z)	1	(Z)	4	3	2	2	1	3	-	34215

JOURNAL OF THE CENSUS



TABLE 3. SHIPMENTS BY MANUFACTURING ESTABLISHMENTS--COMMODITIES AND WEIGHT OF SHIPMENT BY DISTANCE SHIPPED: 1977--CON.

TCC CODE	COMMODITY AND WEIGHT OF SHIPMENT	ALL SHIPMENTS				TONS (THOUSANDS) AND TON-MILES (MILLIONS) BY DISTANCE OF SHIPMENT			
		TONS (THOU- SANDS) (A)	TON-MILES (MIL- LIONS) (B)	STANDARD ERROR (PERCENT) FOR COLUMNS--		UNDER 100 MILES		100 TO 199 MILES	
				(A)	(B)	TONS	TON- MILES	TONS	TON- MILES
34215	RAZOR BLADES AND RAZORS, EXC. ELECTRICAL								
	UNDER 500 POUNDS	4	3	15	24	(Z)	(Z)	(Z)	(Z)
	500 TO 999 POUNDS	1	(Z)	70	62	(Z)	(Z)	(Z)	(Z)
	1,000 TO 4,999 POUNDS	1	1	66	34	(Z)	(Z)	-	-
	5,000 TO 9,999 POUNDS	(Z)	1	28	30	(Z)	(Z)	-	-
	10,000 TO 19,999 POUNDS	2	1	15	24	(Z)	(Z)	-	-
	20,000 TO 29,999 POUNDS	1	1	21	28	(Z)	(Z)	-	-
	SHIPMENT WEIGHT UNKNOWN	15	2	1	19	13	(Z)	-	-
34219	CUTLERY, NEC, EXC. ELECTRICAL	8	4	48	18	3	(Z)	1	(Z)
	UNDER 500 POUNDS	3	2	11	12	(Z)	(Z)	(Z)	(Z)
	500 TO 999 POUNDS	1	1	33	36	-	-	(Z)	(Z)
	1,000 TO 4,999 POUNDS	(Z)	(Z)	53	57	(Z)	(Z)	(Z)	(Z)
	5,000 TO 9,999 POUNDS	(Z)	(Z)	100	100	-	-	-	-
	SHIPMENT WEIGHT UNKNOWN	4	1	83	78	3	(Z)	(Z)	(Z)
3423	HAND AND EDGE TOOLS	511	280	16	16	87	3	41	6
	UNDER 500 POUNDS	66	45	10	10	10	(Z)	5	1
	500 TO 999 POUNDS	35	26	15	17	6	(Z)	2	(Z)
	1,000 TO 4,999 POUNDS	64	53	20	21	7	(Z)	1	1
	5,000 TO 9,999 POUNDS	25	24	23	37	3	(Z)	1	(Z)
	10,000 TO 19,999 POUNDS	31	27	31	41	10	1	4	1
	20,000 TO 29,999 POUNDS	19	6	34	32	5	(Z)	3	1
	30,000 TO 59,999 POUNDS	29	16	49	45	4	(Z)	8	1
	60,000 TO 89,999 POUNDS	4	10	100	100	-	-	-	-
	SHIPMENT WEIGHT UNKNOWN	228	72	31	32	41	1	10	2
34231	MECHANICS HAND SERVICE TOOLS	318	164	24	25	59	2	17	3
	UNDER 500 POUNDS	33	23	20	17	7	(Z)	2	(Z)
	500 TO 999 POUNDS	20	17	16	16	3	(Z)	(Z)	(Z)
	1,000 TO 4,999 POUNDS	38	36	30	28	4	(Z)	4	1
	5,000 TO 9,999 POUNDS	10	9	45	65	1	(Z)	1	(Z)
	10,000 TO 19,999 POUNDS	27	21	44	51	4	(Z)	3	(Z)
	20,000 TO 29,999 POUNDS	8	2	66	51	1	(Z)	3	1
	30,000 TO 59,999 POUNDS	17	10	62	59	4	(Z)	1	(Z)
	SHIPMENT WEIGHT UNKNOWN	164	45	46	43	36	(Z)	1	(Z)
34232	EDGE TOOLS	30	15	20	33	1	(Z)	8	1
	UNDER 500 POUNDS	10	6	23	25	1	(Z)	(Z)	(Z)
	500 TO 999 POUNDS	4	4	43	43	-	-	1	(Z)
	1,000 TO 4,999 POUNDS	(Z)	(Z)	99	99	-	-	(Z)	(Z)
	5,000 TO 9,999 POUNDS	(Z)	(Z)	100	100	-	-	-	-
	30,000 TO 59,999 POUNDS	6	1	100	100	-	-	6	1
	SHIPMENT WEIGHT UNKNOWN	9	3	23	23	(Z)	(Z)	1	(Z)
34234	SHOVELS, SPADES, SCOOPS, AND SCRAPERS	27	11	31	29	4	(Z)	3	(Z)
	UNDER 500 POUNDS	3	2	12	13	(Z)	(Z)	(Z)	(Z)
	500 TO 999 POUNDS	2	2	25	30	(Z)	(Z)	(Z)	(Z)
	1,000 TO 4,999 POUNDS	9	5	25	39	1	(Z)	3	(Z)
	5,000 TO 9,999 POUNDS	1	1	100	100	-	-	-	-
	10,000 TO 19,999 POUNDS	3	(Z)	100	100	3	(Z)	-	-
	20,000 TO 29,999 POUNDS	5	2	100	100	-	-	-	-
	SHIPMENT WEIGHT UNKNOWN	4	(Z)	100	69	(Z)	(Z)	-	-
34236	AGRICULTURAL HAND TOOLS AND PARTS	24	6	46	26	5	(Z)	(Z)	(Z)
	UNDER 500 POUNDS	3	2	22	26	(Z)	(Z)	(Z)	(Z)
	500 TO 999 POUNDS	1	(Z)	24	32	(Z)	(Z)	(Z)	(Z)
	1,000 TO 4,999 POUNDS	4	1	29	33	1	(Z)	(Z)	(Z)
	5,000 TO 9,999 POUNDS	2	(Z)	100	100	2	(Z)	-	-
	10,000 TO 19,999 POUNDS	2	1	40	60	1	(Z)	-	-
	20,000 TO 29,999 POUNDS	3	1	58	68	1	(Z)	-	-
	SHIPMENT WEIGHT UNKNOWN	9	-	100	-	-	-	-	-
34239	HAND TOOLS, NEC.	108	83	22	28	16	1	13	2
	UNDER 500 POUNDS	17	12	24	27	2	(Z)	2	(Z)
	500 TO 999 POUNDS	4	2	34	43	1	(Z)	(Z)	(Z)
	1,000 TO 4,999 POUNDS	13	11	42	47	2	(Z)	(Z)	(Z)
	5,000 TO 9,999 POUNDS	12	14	27	39	1	(Z)	(Z)	(Z)
	10,000 TO 19,999 POUNDS	7	5	41	51	1	(Z)	2	(Z)
	20,000 TO 29,999 POUNDS	4	1	56	90	3	(Z)	-	-
	30,000 TO 59,999 POUNDS	5	5	72	76	(Z)	(Z)	-	-
	60,000 TO 89,999 POUNDS	4	10	100	100	-	-	-	-
	SHIPMENT WEIGHT UNKNOWN	42	23	40	59	6	(Z)	9	1
34251	HAND SAWS, SAW BLADES, AND ACCESSORIES *	59	30	28	15	20	1	3	(Z)
	UNDER 500 POUNDS	6	4	15	17	1	(Z)	1	(Z)
	500 TO 999 POUNDS	3	2	29	35	(Z)	(Z)	(Z)	(Z)
	1,000 TO 4,999 POUNDS	4	3	28	24	1	(Z)	(Z)	(Z)
	5,000 TO 9,999 POUNDS	3	1	56	48	2	(Z)	-	-
	10,000 TO 19,999 POUNDS	5	4	43	39	-	-	-	-
	20,000 TO 29,999 POUNDS	1	(Z)	100	100	1	(Z)	-	-
	SHIPMENT WEIGHT UNKNOWN	36	16	46	23	16	(Z)	1	(Z)
3428	BUILDERS' AND CABINET HARDWARE	603	423	26	28	133	3	43	7
	UNDER 500 POUNDS	96	61	37	38	17	1	9	1
	500 TO 999 POUNDS	36	28	29	29	4	(Z)	1	(Z)
	1,000 TO 4,999 POUNDS	132	81	34	38	36	1	3	(Z)
	5,000 TO 9,999 POUNDS	22	12	38	37	2	(Z)	2	(Z)
	10,000 TO 19,999 POUNDS	120	34	78	84	57	(Z)	11	2
	20,000 TO 29,999 POUNDS	33	54	75	75	-	-	-	-
	30,000 TO 59,999 POUNDS	45	65	77	76	-	-	-	-
	60,000 TO 89,999 POUNDS	1	1	100	100	-	-	-	-
	90,000 POUNDS AND OVER	9	1	100	100	-	-	9	1
	SHIPMENT WEIGHT UNKNOWN	108	85	25	28	17	1	9	1
34281	DOOR AND WINDOW HARDWARE	267	223	29	28	24	1	13	2
	UNDER 500 POUNDS	62	47	57	54	9	(Z)	3	(Z)

TONS (THOUSANDS) AND TON-MILES (MILLIONS) BY DISTANCE OF SHIPMENT--CON.

200 TO 299 MILES		300 TO 499 MILES		500 TO 999 MILES		1,000 TO 1,499 MILES		1,500 MILES AND OVER		MILEAGE UNKNOWN	TCC CODE AND WT.
TONS	TON-MILES	TONS	TON-MILES	TONS	TON-MILES	TONS	TON-MILES	TONS	TON-MILES	TONS	
(Z)	(Z)	1	(Z)	1	1	1	1	1	1	-	34215
1	(Z)	(Z)	(Z)	(Z)	(Z)	-	-	(Z)	(Z)	-	0-.5
-	(Z)	-	-	(Z)	(Z)	(Z)	(Z)	(Z)	(Z)	-	.5-1
-	-	-	-	(Z)	(Z)	-	-	-	-	-	1-5
-	-	-	-	1	1	(Z)	(Z)	(Z)	1	-	5-10
-	-	-	-	1	1	-	-	-	(Z)	-	10-20
(Z)	(Z)	(Z)	(Z)	(Z)	(Z)	1	1	(Z)	1	-	20-30
-	-	-	-	-	-	-	-	-	-	-	UK
(Z)	(Z)	(Z)	(Z)	1	1	1	1	1	2	(Z)	34219
(Z)	(Z)	(Z)	(Z)	1	1	(Z)	1	1	1	(Z)	0-.5
(Z)	(Z)	(Z)	(Z)	(Z)	(Z)	(Z)	(Z)	(Z)	(Z)	-	.5-1
-	-	-	-	(Z)	(Z)	(Z)	(Z)	(Z)	(Z)	-	1-5
-	-	-	-	(Z)	(Z)	-	-	-	-	-	5-10
(Z)	(Z)	(Z)	(Z)	(Z)	(Z)	(Z)	(Z)	(Z)	(Z)	(Z)	UK
48	12	74	30	86	60	41	48	61	120	72	3423
7	2	9	4	22	15	7	8	7	15	-	0-.5
2	1	4	1	13	9	3	3	6	12	-	.5-1
4	1	6	2	16	12	10	13	14	24	-	1-5
1	(Z)	3	1	7	5	3	4	6	13	-	5-10
7	2	4	2	3	2	2	3	10	18	-	10-20
1	(Z)	6	2	3	2	(Z)	(Z)	-	-	-	20-30
3	1	2	1	6	4	4	4	2	4	-	30-60
-	-	-	-	-	-	-	-	4	10	-	60-90
23	5	41	17	16	10	12	13	12	24	72	UK
32	8	50	20	46	32	15	19	44	81	54	34231
3	1	4	2	9	6	3	4	5	10	-	0-.5
1	(Z)	3	1	7	5	2	2	5	9	-	.5-1
2	(Z)	2	1	9	6	6	7	12	20	-	1-5
1	(Z)	1	(Z)	2	2	(Z)	1	3	6	-	5-10
7	2	2	1	2	1	2	2	9	15	-	10-20
(Z)	(Z)	-	1	-	1	-	-	-	-	-	20-30
3	1	2	1	5	4	(Z)	(Z)	2	4	-	30-60
14	4	37	15	11	7	2	2	9	17	54	UK
2	1	3	1	9	7	1	1	2	4	4	34232
1	(Z)	2	1	5	3	1	1	1	1	-	0-.5
1	(Z)	-	-	2	2	-	-	1	2	-	.5-1
-	-	-	-	(Z)	(Z)	-	-	(Z)	(Z)	-	1-5
-	-	(Z)	(Z)	-	-	-	-	-	-	-	5-10
1	(Z)	1	(Z)	2	2	(Z)	1	(Z)	1	4	30-60
-	-	-	-	-	-	-	-	-	-	-	UK
1	(Z)	7	3	5	3	1	2	1	2	4	34234
1	(Z)	1	(Z)	1	1	(Z)	1	(Z)	(Z)	-	0-.5
(Z)	(Z)	(Z)	(Z)	1	1	-	-	(Z)	1	-	.5-1
1	(Z)	1	(Z)	2	2	1	1	1	1	-	1-5
-	-	-	-	1	1	-	-	-	-	-	5-10
-	-	-	-	-	-	-	-	-	-	-	10-20
-	-	5	2	-	-	-	-	-	-	-	20-30
-	-	-	-	-	-	-	-	-	-	4	UK
1	(Z)	3	1	3	2	1	1	(Z)	1	9	34236
(Z)	(Z)	(Z)	(Z)	(Z)	1	(Z)	(Z)	(Z)	(Z)	-	0-.5
-	-	(Z)	(Z)	(Z)	(Z)	(Z)	(Z)	(Z)	(Z)	-	.5-1
(Z)	(Z)	2	1	1	(Z)	(Z)	(Z)	-	-	-	1-5
-	-	-	-	-	-	-	-	-	-	-	5-10
-	-	1	(Z)	(Z)	(Z)	-	-	-	-	-	10-20
1	(Z)	1	(Z)	1	1	-	-	-	-	-	20-30
-	-	-	-	-	-	-	-	-	-	9	UK
11	3	10	4	20	15	23	26	14	33	(Z)	34239
2	(Z)	2	1	6	4	2	2	1	4	-	0-.5
(Z)	(Z)	1	(Z)	1	1	1	1	(Z)	(Z)	-	.5-1
1	(Z)	1	(Z)	4	3	4	5	1	2	-	1-5
-	-	2	1	3	2	3	3	3	7	-	5-10
(Z)	(Z)	1	1	2	1	(Z)	(Z)	1	2	-	10-20
-	-	-	-	1	1	-	-	-	-	-	20-30
-	-	(Z)	(Z)	1	1	4	4	-	-	-	30-60
-	-	-	-	-	-	-	-	4	10	-	60-90
8	2	3	1	3	2	10	10	3	7	(Z)	UK
8	2	5	2	13	9	3	4	6	12	1	34251
1	(Z)	2	1	1	1	(Z)	1	1	1	-	0-.5
1	(Z)	(Z)	(Z)	1	1	(Z)	1	(Z)	(Z)	-	.5-1
1	(Z)	1	(Z)	1	(Z)	-	-	1	2	-	1-5
1	(Z)	(Z)	(Z)	-	-	-	-	(Z)	1	-	5-10
3	1	-	-	(Z)	(Z)	1	1	1	2	-	10-20
-	-	-	-	-	-	-	-	-	-	-	30-60
3	1	2	1	9	7	1	2	2	5	1	UK
42	11	60	24	144	103	67	81	98	195	14	3428
11	3	15	6	25	19	7	8	13	25	-	0-.5
2	(Z)	9	4	12	9	4	5	5	10	-	.5-1
8	2	11	4	51	36	10	12	13	26	-	1-5
2	1	5	2	8	5	3	3	-	-	-	5-10
12	3	13	6	20	14	5	5	2	4	-	10-20
-	-	-	-	3	2	7	8	24	43	-	20-30
1	(Z)	1	(Z)	11	8	17	21	15	36	-	30-60
-	-	-	-	-	-	1	1	-	-	-	60-90
6	2	7	3	13	9	15	18	26	52	14	UK
24	6	38	14	75	57	31	37	54	106	6	34281
9	2	8	3	16	12	5	6	11	23	-	0-.5

JOURNAL OF THE CLSUS

TABLE 3. SHIPMENTS BY MANUFACTURING ESTABLISHMENTS--COMMODITIES AND WEIGHT OF SHIPMENT BY DISTANCE SHIPPED: 1977--CON.

TCC CODE	COMMODITY AND WEIGHT OF SHIPMENT	ALL SHIPMENTS				TONS (THOUSANDS) AND TON-MILES (MILLIONS) BY DISTANCE OF SHIPMENT			
		TONS (THOU- SANDS) (A)	TON-MILES (MIL- LIONS) (B)	STANDARD ERROR (PERCENT) FOR COLUMNS--		UNDER 100 MILES		100 TO 199 MILES	
				(A)	(B)	TONS	TON- MILES	TONS	TON- MILES
34281	DOOR AND WINDOW HARDWARE								
	500 TO 999 POUNDS	25	20	39	38	2	(Z)	1	(Z)
	1,000 TO 4,999 POUNDS	69	57	53	56	4	(Z)	1	(Z)
	5,000 TO 9,999 POUNDS	11	5	45	50	2	(Z)	-	-
	10,000 TO 19,999 POUNDS	11	8	56	54	-	-	-	-
	20,000 TO 29,999 POUNDS	1	2	100	100	-	-	-	-
	SHIPMENT WEIGHT UNKNOWN	87	84	30	29	7	(Z)	8	1
34283	HINGES, HASPS, AND BUTTS								
	UNDER 500 POUNDS	24	25	32	65	2	(Z)	1	(Z)
	500 TO 999 POUNDS	3	2	14	22	(Z)	(Z)	1	(Z)
	1,000 TO 4,999 POUNDS	2	2	19	30	(Z)	(Z)	(Z)	(Z)
	5,000 TO 9,999 POUNDS	4	3	27	34	1	(Z)	(Z)	(Z)
	30,000 TO 59,999 POUNDS	11	19	69	87	-	-	-	-
	SHIPMENT WEIGHT UNKNOWN	3	(Z)	32	61	-	-	(Z)	(Z)
34284	CABINET HARDWARE								
	UNDER 500 POUNDS	46	20	47	44	12	1	3	(Z)
	500 TO 999 POUNDS	12	6	78	73	1	(Z)	3	(Z)
	1,000 TO 4,999 POUNDS	4	3	41	35	(Z)	(Z)	(Z)	(Z)
	5,000 TO 9,999 POUNDS	11	8	49	45	1	(Z)	-	-
	10,000 TO 19,999 POUNDS	2	1	64	64	-	-	-	-
	30,000 TO 59,999 POUNDS	4	1	69	71	-	-	-	-
	SHIPMENT WEIGHT UNKNOWN	13	1	86	91	11	1	(Z)	(Z)
3429	MISCELLANEOUS HARDWARE								
	UNDER 500 POUNDS	1 380	681	13	18	365	16	136	23
	500 TO 999 POUNDS	75	47	24	29	14	1	6	1
	1,000 TO 4,999 POUNDS	43	20	31	47	12	1	3	(Z)
	5,000 TO 9,999 POUNDS	145	75	18	33	36	2	13	2
	10,000 TO 19,999 POUNDS	56	23	24	43	15	1	6	1
	20,000 TO 29,999 POUNDS	139	63	22	30	33	1	7	1
	30,000 TO 59,999 POUNDS	81	27	28	30	30	1	12	2
	60,000 TO 89,999 POUNDS	266	135	45	63	90	5	32	6
	90,000 POUNDS AND OVER	53	14	29	38	19	1	7	1
	SHIPMENT WEIGHT UNKNOWN	203	109	25	45	77	3	-	-
		319	166	32	31	40	2	51	8
34291	TRANSPORTATION EQUIPMENT HARDWARE								
	UNDER 500 POUNDS	705	312	12	17	218	9	42	7
	500 TO 999 POUNDS	13	7	35	40	3	(Z)	1	(Z)
	1,000 TO 4,999 POUNDS	13	6	30	31	4	(Z)	1	(Z)
	5,000 TO 9,999 POUNDS	48	20	21	23	13	1	5	1
	10,000 TO 19,999 POUNDS	38	17	29	54	9	(Z)	4	1
	20,000 TO 29,999 POUNDS	83	41	24	31	20	1	4	1
	30,000 TO 59,999 POUNDS	42	15	25	45	17	1	2	(Z)
	60,000 TO 89,999 POUNDS	107	28	13	28	55	2	3	1
	90,000 POUNDS AND OVER	41	14	32	38	7	1	7	1
	SHIPMENT WEIGHT UNKNOWN	203	109	25	45	77	3	-	-
		118	54	35	41	12	1	15	2
34292	FURNITURE HARDWARE								
	UNDER 500 POUNDS	173	100	38	38	36	1	11	2
	500 TO 999 POUNDS	6	7	84	92	(Z)	(Z)	(Z)	-
	1,000 TO 4,999 POUNDS	(Z)	(Z)	93	97	(Z)	(Z)	-	-
	5,000 TO 9,999 POUNDS	5	2	36	39	1	(Z)	(Z)	(Z)
	10,000 TO 19,999 POUNDS	4	1	32	45	2	(Z)	-	-
	20,000 TO 29,999 POUNDS	30	11	14	18	10	1	2	(Z)
	30,000 TO 59,999 POUNDS	12	6	33	41	3	(Z)	-	-
	60,000 TO 89,999 POUNDS	10	1	40	88	8	(Z)	-	-
	SHIPMENT WEIGHT UNKNOWN	107	72	51	48	11	(Z)	9	1
34293	VACUUM AND INSULATED BOTTLES, JUGS, AND CHESTS								
	UNDER 500 POUNDS	41	26	23	29	2	(Z)	3	(Z)
	500 TO 999 POUNDS	8	5	9	11	1	(Z)	1	(Z)
	1,000 TO 4,999 POUNDS	6	3	23	24	(Z)	(Z)	1	(Z)
	5,000 TO 9,999 POUNDS	10	7	28	40	(Z)	(Z)	1	(Z)
	30,000 TO 59,999 POUNDS	4	2	71	71	-	-	-	-
	SHIPMENT WEIGHT UNKNOWN	10	8	100	100	-	-	-	-
		4	1	88	100	-	-	-	-
34294	HOSE FITTINGS								
	UNDER 500 POUNDS	44	23	58	76	6	(Z)	3	(Z)
	500 TO 999 POUNDS	10	7	66	73	1	(Z)	1	(Z)
	1,000 TO 4,999 POUNDS	6	4	88	92	1	(Z)	(Z)	(Z)
	5,000 TO 9,999 POUNDS	20	8	50	75	3	(Z)	1	(Z)
	20,000 TO 29,999 POUNDS	3	1	100	100	-	-	-	-
	SHIPMENT WEIGHT UNKNOWN	5	3	65	65	1	(Z)	(Z)	(Z)
34299	HARDWARE, NEC.								
	UNDER 500 POUNDS	416	221	45	54	103	5	77	14
	500 TO 999 POUNDS	38	21	40	49	9	(Z)	3	(Z)
	1,000 TO 4,999 POUNDS	18	7	38	56	6	(Z)	1	(Z)
	5,000 TO 9,999 POUNDS	62	38	36	60	18	1	5	1
	10,000 TO 19,999 POUNDS	10	3	57	86	4	(Z)	2	(Z)
	20,000 TO 29,999 POUNDS	26	12	58	75	2	(Z)	1	(Z)
	30,000 TO 59,999 POUNDS	24	5	97	88	9	(Z)	10	2
	60,000 TO 89,999 POUNDS	140	98	75	80	27	2	29	5
	SHIPMENT WEIGHT UNKNOWN	12	(Z)	100	100	12	(Z)	-	-
		87	37	83	82	17	1	26	5
343	PLUMBING FIXTURES AND HEATING APPARATUS								
	UNDER 500 POUNDS	1 289	745	10	15	195	8	132	19
	500 TO 999 POUNDS	92	42	22	21	25	1	13	2
	1,000 TO 4,999 POUNDS	60	29	15	16	11	(Z)	7	1
	5,000 TO 9,999 POUNDS	200	107	13	19	44	1	12	2
	10,000 TO 19,999 POUNDS	114	56	41	62	25	1	28	5
	20,000 TO 29,999 POUNDS	211	115	25	23	35	3	21	3
	30,000 TO 59,999 POUNDS	82	44	23	20	2	(Z)	13	2
	60,000 TO 89,999 POUNDS	128	87	17	19	8	(Z)	5	1
	90,000 POUNDS AND OVER	8	12	55	78	-	-	-	-
	SHIPMENT WEIGHT UNKNOWN	2	2	100	100	-	-	-	-
		391	249	14	16	47	1	34	5
3431	METAL SANITARY WARE								
	UNDER 500 POUNDS	267	201	10	9	16	1	16	2
		1	(Z)	41	42	(Z)	(Z)	(Z)	(Z)



TONS (THOUSANDS) AND TON-MILES (MILLIONS) BY DISTANCE OF SHIPMENT--CON.

200 TO 299 MILES		300 TO 499 MILES		500 TO 999 MILES		1,000 TO 1,499 MILES		1,500 MILES AND OVER		MILEAGE UNKNOWN	TCC CODE AND WT.
TONS	TON-MILES	TONS	TON-MILES	TONS	TON-MILES	TONS	TON-MILES	TONS	TON-MILES	TONS	
1	(Z)	9	3	6	5	3	4	4	7	-	34281
7	2	9	3	33	25	5	5	11	21	-	.5-1
-	-	3	1	4	3	1	1	-	-	-	1-5
3	1	2	1	3	2	1	1	2	4	-	5-10
-	-	-	-	-	-	2	-	-	-	-	10-20
5	1	7	3	13	9	15	18	26	52	6	20-30
-	-	-	-	-	-	-	-	-	-	-	UK
1	(Z)	1	(Z)	8	5	2	3	7	17	2	34283
(Z)	(Z)	(Z)	(Z)	1	(Z)	(Z)	(Z)	(Z)	1	-	0-.5
(Z)	(Z)	(Z)	(Z)	1	1	1	1	(Z)	(Z)	-	.5-1
-	-	-	-	2	1	-	1	-	-	-	1-5
-	-	-	-	5	3	-	-	6	16	-	5-10
1	(Z)	-	-	-	-	(Z)	(Z)	-	-	2	30-60
-	-	-	-	-	-	-	-	-	-	-	UK
4	1	9	3	15	10	1	1	1	3	2	34284
(Z)	(Z)	4	2	4	3	(Z)	(Z)	(Z)	(Z)	-	0-.5
(Z)	(Z)	(Z)	(Z)	3	2	(Z)	(Z)	(Z)	1	-	.5-1
(Z)	(Z)	1	(Z)	7	5	1	1	1	2	-	1-5
(Z)	(Z)	1	1	1	(Z)	-	-	-	-	-	5-10
2	1	2	1	-	-	-	-	-	-	-	10-20
(Z)	(Z)	-	-	-	-	-	-	-	-	2	UK
151	35	208	85	341	226	42	48	116	249	21	3429
8	2	11	4	23	17	4	5	9	18	-	0-.5
7	2	7	3	9	6	3	3	3	5	-	.5-1
24	6	15	6	39	27	6	7	12	27	-	1-5
6	2	12	5	14	11	(Z)	(Z)	1	3	-	5-10
15	4	23	9	53	34	5	6	3	8	-	10-20
14	3	4	2	15	10	-	-	5	9	-	20-30
35	8	29	11	50	34	-	-	30	72	-	30-60
7	1	12	5	8	6	-	-	-	-	-	60-90
26	6	27	12	41	24	-	-	33	64	-	90+
8	2	67	26	88	57	23	26	20	45	21	UK
94	22	123	52	146	96	15	17	54	108	12	34291
1	(Z)	1	1	4	3	1	1	1	2	-	0-.5
2	(Z)	2	1	3	2	2	1	1	1	-	.5-1
6	2	10	4	8	6	1	3	2	5	-	1-5
6	2	7	3	7	9	(Z)	(Z)	1	3	-	5-10
12	3	16	7	21	16	5	6	3	8	-	10-20
14	3	1	1	2	1	-	-	5	3	-	20-30
18	4	12	6	15	9	-	-	4	9	-	30-60
7	1	12	5	8	6	-	-	-	-	-	60-90
26	6	27	12	41	24	-	-	33	64	-	90+
2	(Z)	33	13	33	21	6	6	5	10	12	UK
8	2	32	12	54	36	15	17	16	29	1	34292
(Z)	(Z)	(Z)	(Z)	2	1	(Z)	(Z)	4	6	-	0-.5
-	-	-	-	-	-	-	-	-	-	-	.5-1
2	(Z)	1	(Z)	1	(Z)	-	-	(Z)	(Z)	-	1-5
(Z)	(Z)	1	(Z)	1	(Z)	-	-	-	-	-	5-10
1	(Z)	7	3	11	7	-	-	-	-	-	10-20
-	-	-	-	9	6	-	-	-	-	-	20-30
-	-	-	-	2	1	-	-	-	-	-	30-60
5	1	23	9	30	20	15	17	12	23	1	UK
1	(Z)	12	5	19	15	3	4	1	2	(Z)	34293
1	(Z)	2	1	3	2	1	1	(Z)	1	-	0-.5
1	(Z)	1	(Z)	1	1	1	2	-	-	-	.5-1
-	-	2	1	5	4	(Z)	1	1	1	-	1-5
-	-	4	2	-	-	-	-	-	-	-	5-10
-	-	3	1	10	8	-	-	-	-	-	10-20
-	-	-	-	-	-	-	-	-	-	(Z)	30-60
13	3	5	2	11	8	2	2	4	8	(Z)	34294
2	1	1	(Z)	3	2	1	1	2	3	-	0-.5
(Z)	(Z)	(Z)	(Z)	2	1	(Z)	(Z)	1	2	-	.5-1
9	2	1	(Z)	5	3	-	-	1	2	-	1-5
-	-	3	1	-	-	-	-	-	-	-	20-30
1	(Z)	1	(Z)	1	1	1	1	(Z)	(Z)	(Z)	UK
35	8	35	13	112	71	7	9	41	102	8	34299
3	1	7	3	12	9	2	2	3	6	-	0-.5
5	1	3	1	3	2	1	1	(Z)	1	-	.5-1
7	2	2	1	20	13	3	3	8	19	-	1-5
-	-	-	-	3	2	-	-	-	-	-	5-10
2	(Z)	-	-	21	11	-	-	-	-	-	10-20
-	-	-	-	5	3	-	-	-	-	-	20-30
17	4	17	6	24	16	-	-	27	65	-	30-60
-	-	-	-	-	-	-	-	-	-	-	60-90
1	(Z)	7	3	24	15	2	2	3	11	8	UK
130	33	217	84	364	255	112	136	106	210	33	343
9	2	13	5	16	12	7	8	7	13	4	0-.5
6	2	10	4	16	12	2	2	5	9	2	.5-1
24	6	40	15	47	33	18	22	13	27	1	1-5
8	2	11	4	25	16	10	13	8	15	-	5-10
31	8	48	19	42	28	21	24	14	30	-	10-20
14	4	15	5	26	17	10	12	2	4	-	20-30
18	4	29	11	42	30	14	16	13	25	-	30-60
1	(Z)	1	(Z)	3	2	1	1	2	8	-	60-90
-	-	-	-	1	1	1	1	-	-	-	90+
19	5	50	20	144	104	29	35	43	80	26	UK
18	5	48	19	101	73	27	33	35	68	7	3431
(Z)	(Z)	(Z)	(Z)	(Z)	(Z)	(Z)	(Z)	(Z)	(Z)	-	0-.5

BUREAU OF THE CENSUS

TABLE 3. SHIPMENTS BY MANUFACTURING ESTABLISHMENTS--COMMODITIES AND WEIGHT OF SHIPMENT BY DISTANCE SHIPPED: 1977--CON.

TCC CODE	COMMODITY AND WEIGHT OF SHIPMENT	ALL SHIPMENTS				TONS (THOUSANDS) AND TON-MILES (MILLIONS) BY DISTANCE OF SHIPMENT			
		TONS (THOU- SANDS) (A)	TON-MILES (MIL- LIONS) (B)	STANDARD ERROR (PERCENT) FOR COLUMNS--		UNDER 100 MILES		100 TO 199 MILES	
				(A)	(B)	TONS	TON- MILES	TONS	TON- MILES
3431	METAL SANITARY WARE. . . . .								
	500 TO 999 POUNDS. . . . .	3	1	58	48	1	(Z)	(Z)	(Z)
	1,000 TO 4,999 POUNDS. . . . .	9	5	68	72	1	(Z)	1	(Z)
	5,000 TO 9,999 POUNDS. . . . .	6	2	56	50	2	(Z)	1	(Z)
	10,000 TO 19,999 POUNDS. . . . .	11	13	48	63	(Z)	(Z)	(Z)	(Z)
	20,000 TO 29,999 POUNDS. . . . .	9	5	21	28	1	(Z)	1	(Z)
	30,000 TO 59,999 POUNDS. . . . .	39	36	15	19	2	(Z)	-	-
	60,000 TO 89,999 POUNDS. . . . .	2	9	100	100	-	-	-	-
	SHIPMENT WEIGHT UNKNOWN. . . . .	188	130	15	14	10	(Z)	12	2
34311	CAST IRON SANITARY WARE. . . . .	183	151	7	7	5	(Z)	8	1
	UNDER 500 POUNDS. . . . .	(Z)	(Z)	89	92	(Z)	(Z)	(Z)	(Z)
	500 TO 999 POUNDS. . . . .	(Z)	(Z)	57	76	(Z)	(Z)	-	-
	1,000 TO 4,999 POUNDS. . . . .	(Z)	(Z)	74	57	(Z)	(Z)	(Z)	(Z)
	5,000 TO 9,999 POUNDS. . . . .	1	(Z)	100	100	-	-	-	-
	10,000 TO 19,999 POUNDS. . . . .	5	3	36	41	-	-	(Z)	(Z)
	20,000 TO 29,999 POUNDS. . . . .	8	5	23	29	1	(Z)	1	(Z)
	30,000 TO 59,999 POUNDS. . . . .	38	36	14	20	2	(Z)	-	-
	60,000 TO 89,999 POUNDS. . . . .	2	9	100	100	-	-	-	-
	SHIPMENT WEIGHT UNKNOWN. . . . .	129	98	11	10	2	(Z)	7	1
34312	METAL SANITARY WARE, EXC. CAST IRON. . . . .	84	50	35	37	11	1	8	1
	UNDER 500 POUNDS. . . . .	1	(Z)	49	50	(Z)	(Z)	(Z)	(Z)
	500 TO 999 POUNDS. . . . .	3	1	59	49	1	(Z)	(Z)	(Z)
	1,000 TO 4,999 POUNDS. . . . .	9	5	70	73	1	(Z)	1	(Z)
	5,000 TO 9,999 POUNDS. . . . .	5	1	65	61	2	(Z)	1	(Z)
	10,000 TO 19,999 POUNDS. . . . .	7	10	95	97	(Z)	(Z)	-	-
	20,000 TO 29,999 POUNDS. . . . .	1	(Z)	100	100	-	-	(Z)	(Z)
	30,000 TO 59,999 POUNDS. . . . .	1	1	100	100	-	-	-	-
	SHIPMENT WEIGHT UNKNOWN. . . . .	58	31	52	54	8	(Z)	5	1
34321	PLUMBING FIXTURE FITTINGS AND TRIM (BRASS GOODS) * . . . . .	223	162	14	17	37	1	8	1
	UNDER 500 POUNDS. . . . .	37	20	15	17	6	(Z)	2	(Z)
	500 TO 999 POUNDS. . . . .	27	17	19	21	4	(Z)	3	(Z)
	1,000 TO 4,999 POUNDS. . . . .	67	49	25	24	12	(Z)	1	(Z)
	5,000 TO 9,999 POUNDS. . . . .	10	13	36	45	-	-	(Z)	(Z)
	10,000 TO 19,999 POUNDS. . . . .	18	27	43	50	-	-	1	(Z)
	20,000 TO 29,999 POUNDS. . . . .	2	1	100	100	-	-	1	(Z)
	30,000 TO 59,999 POUNDS. . . . .	6	6	100	100	-	-	-	-
	SHIPMENT WEIGHT UNKNOWN. . . . .	56	29	25	33	16	(Z)	1	(Z)
3433	HEATING EQUIPMENT, EXC. ELECTRICAL . . . . .	826	422	16	24	135	6	111	16
	UNDER 500 POUNDS. . . . .	59	21	38	38	22	1	15	2
	500 TO 999 POUNDS. . . . .	27	11	23	28	6	(Z)	5	1
	1,000 TO 4,999 POUNDS. . . . .	116	55	19	34	23	1	10	1
	5,000 TO 9,999 POUNDS. . . . .	98	45	44	66	21	1	25	4
	10,000 TO 19,999 POUNDS. . . . .	173	73	30	27	33	2	19	3
	20,000 TO 29,999 POUNDS. . . . .	69	37	27	22	1	(Z)	10	1
	30,000 TO 59,999 POUNDS. . . . .	105	66	25	26	6	(Z)	5	1
	60,000 TO 89,999 POUNDS. . . . .	16	11	70	69	-	-	-	-
	90,000 POUNDS AND OVER . . . . .	8	8	100	100	-	-	-	-
	SHIPMENT WEIGHT UNKNOWN. . . . .	157	96	31	44	23	1	22	3
34331	OIL BURNERS, RESIDENTIAL AND INDUSTRIAL. . . . .	85	62	40	42	5	(Z)	3	(Z)
	UNDER 500 POUNDS. . . . .	4	2	40	48	1	(Z)	1	(Z)
	500 TO 999 POUNDS. . . . .	2	1	46	42	(Z)	(Z)	-	-
	1,000 TO 4,999 POUNDS. . . . .	7	7	42	54	(Z)	(Z)	-	-
	5,000 TO 9,999 POUNDS. . . . .	14	7	65	77	4	(Z)	-	-
	10,000 TO 19,999 POUNDS. . . . .	2	1	100	100	-	-	-	-
	20,000 TO 29,999 POUNDS. . . . .	2	1	100	100	-	-	1	(Z)
	30,000 TO 59,999 POUNDS. . . . .	28	24	100	100	-	-	2	(Z)
	60,000 TO 89,999 POUNDS. . . . .	14	10	100	100	-	-	-	-
	90,000 POUNDS AND OVER . . . . .	8	8	100	100	-	-	-	-
	SHIPMENT WEIGHT UNKNOWN. . . . .	4	2	51	69	-	-	(Z)	(Z)
34332	WARM AIR FURNACES. . . . .	200	87	39	34	40	3	21	3
	UNDER 500 POUNDS. . . . .	6	3	43	31	1	(Z)	1	(Z)
	500 TO 999 POUNDS. . . . .	5	3	33	41	(Z)	(Z)	(Z)	(Z)
	1,000 TO 4,999 POUNDS. . . . .	27	13	28	35	5	(Z)	4	1
	5,000 TO 9,999 POUNDS. . . . .	26	12	43	39	4	(Z)	9	1
	10,000 TO 19,999 POUNDS. . . . .	98	38	48	41	26	2	2	(Z)
	20,000 TO 29,999 POUNDS. . . . .	31	17	53	47	-	-	5	1
	30,000 TO 59,999 POUNDS. . . . .	7	1	71	86	4	(Z)	-	-
	SHIPMENT WEIGHT UNKNOWN. . . . .	(Z)	(Z)	20	100	(Z)	(Z)	-	-
34333	CAST IRON HEATING BOILERS. . . . .	129	51	26	28	14	1	22	3
	UNDER 500 POUNDS. . . . .	2	1	34	56	1	(Z)	(Z)	(Z)
	500 TO 999 POUNDS. . . . .	4	2	46	44	1	(Z)	1	(Z)
	1,000 TO 4,999 POUNDS. . . . .	16	5	27	35	5	(Z)	2	(Z)
	5,000 TO 9,999 POUNDS. . . . .	12	4	29	27	2	(Z)	2	(Z)
	10,000 TO 19,999 POUNDS. . . . .	31	9	31	30	3	(Z)	9	1
	20,000 TO 29,999 POUNDS. . . . .	21	10	39	41	1	(Z)	4	1
	30,000 TO 59,999 POUNDS. . . . .	42	21	38	35	1	(Z)	3	(Z)
	SHIPMENT WEIGHT UNKNOWN. . . . .	(Z)	(Z)	44	100	(Z)	(Z)	(Z)	(Z)
34335	STEEL HEATING BOILERS. . . . .	54	25	36	54	11	(Z)	3	(Z)
	UNDER 500 POUNDS. . . . .	(Z)	(Z)	64	59	(Z)	(Z)	-	-
	500 TO 999 POUNDS. . . . .	4	(Z)	88	59	4	(Z)	(Z)	(Z)
	1,000 TO 4,999 POUNDS. . . . .	12	3	69	56	6	(Z)	1	(Z)
	5,000 TO 9,999 POUNDS. . . . .	5	4	72	74	-	-	1	(Z)
	10,000 TO 19,999 POUNDS. . . . .	4	1	59	60	1	(Z)	1	(Z)
	20,000 TO 29,999 POUNDS. . . . .	13	10	96	95	-	-	-	-
	SHIPMENT WEIGHT UNKNOWN. . . . .	15	7	42	59	(Z)	(Z)	-	-
34336	PARTS FOR NONELECTRIC HEATING EQUIPMENT. . . . .	49	25	33	25	7	(Z)	7	1
	UNDER 500 POUNDS. . . . .	7	4	50	54	2	(Z)	1	(Z)
	500 TO 999 POUNDS. . . . .	4	2	51	56	(Z)	(Z)	1	(Z)

TONS (THOUSANDS) AND TON-MILES (MILLIONS) BY DISTANCE OF SHIPMENT--CON.

200 TO 299 MILES		300 TO 499 MILES		500 TO 999 MILES		1,000 TO 1,499 MILES		1,500 MILES AND OVER		MILEAGE UNKNOWN	TCC CODE AND WT.
TONS	TON-MILES	TONS	TON-MILES	TONS	TON-MILES	TONS	TON-MILES	TONS	TON-MILES	TONS	
(Z)	(Z)	(Z)	(Z)	1	1	-	-	(Z)	(Z)	-	3431
1	(Z)	2	1	3	2	1	1	(Z)	1	-	.5-1
-	-	1	1	1	1	-	-	-	-	-	1-5
1	(Z)	2	1	2	1	2	3	4	8	-	5-10
1	(Z)	1	1	2	2	2	2	-	-	-	10-20
(Z)	(Z)	9	3	14	10	5	6	9	17	-	20-30
-	-	-	-	-	-	-	-	2	9	-	30-60
14	4	32	13	76	56	17	21	19	34	-	60-90
-	-	-	-	-	-	-	-	-	-	7	UK
13	3	27	11	74	53	19	23	30	60	7	34311
-	-	(Z)	(Z)	(Z)	(Z)	-	-	-	-	-	0-.5
(Z)	(Z)	(Z)	(Z)	-	-	-	-	-	-	-	.5-1
-	-	-	-	(Z)	(Z)	(Z)	(Z)	-	-	-	1-5
-	-	(Z)	(Z)	(Z)	(Z)	-	-	-	-	-	5-10
1	(Z)	2	1	(Z)	(Z)	1	1	(Z)	1	-	10-20
1	(Z)	1	1	2	2	2	2	-	-	-	20-30
-	-	9	3	13	10	5	6	9	17	-	30-60
-	-	-	-	-	-	-	-	2	9	-	60-90
11	3	15	6	57	41	12	14	19	33	7	UK
-	-	-	-	-	-	-	-	-	-	-	-
5	1	21	8	27	21	8	10	5	9	-	34312
(Z)	(Z)	(Z)	(Z)	(Z)	(Z)	(Z)	(Z)	(Z)	(Z)	-	0-.5
(Z)	(Z)	(Z)	(Z)	1	1	-	-	(Z)	(Z)	-	.5-1
1	(Z)	2	1	3	2	1	1	1	1	-	1-5
-	-	1	(Z)	1	1	-	-	-	-	-	5-10
(Z)	(Z)	-	-	1	1	1	2	4	7	-	10-20
(Z)	(Z)	(Z)	(Z)	(Z)	(Z)	-	-	-	-	-	20-30
(Z)	(Z)	(Z)	(Z)	1	1	-	-	-	-	-	30-60
3	1	18	7	19	15	5	7	1	1	-	UK
-	-	-	-	-	-	-	-	-	-	-	-
18	4	23	9	77	57	19	22	33	67	8	34321
5	6	6	2	6	6	3	3	4	6	4	0-.5
2	1	3	1	8	6	1	1	7	7	2	.5-1
5	1	9	4	26	20	2	3	10	21	1	1-5
2	(Z)	1	(Z)	3	2	-	3	5	16	-	5-10
-	-	-	-	4	3	7	8	7	16	-	10-20
-	-	-	-	1	1	-	-	1	1	-	20-30
4	1	4	1	2	2	4	4	-	-	-	30-60
-	-	-	-	24	18	2	3	3	5	2	UK
-	-	-	-	-	-	-	-	-	-	-	-
84	21	146	57	208	141	83	102	40	78	18	3433
3	1	5	2	7	5	4	5	3	6	-	0-.5
3	1	5	2	6	4	1	1	1	2	-	.5-1
17	4	26	10	23	16	14	18	2	5	-	1-5
3	1	9	4	22	14	14	17	3	5	-	5-10
27	7	46	18	33	22	12	13	3	7	-	10-20
12	3	13	5	24	15	8	9	1	3	-	20-30
15	4	22	8	38	27	13	16	5	10	-	30-60
3	1	3	1	6	4	3	5	-	-	-	60-90
-	-	-	-	5	3	3	5	-	-	-	90+
1	(Z)	17	6	44	30	11	14	22	42	18	UK
-	-	-	-	-	-	-	-	-	-	-	-
5	1	10	4	39	26	20	27	1	3	2	34331
(Z)	(Z)	1	(Z)	1	1	(Z)	(Z)	(Z)	1	-	0-.5
1	(Z)	1	(Z)	(Z)	(Z)	-	-	-	-	-	.5-1
-	-	2	1	1	1	3	4	1	2	-	1-5
-	-	-	-	11	6	-	-	-	-	-	5-10
-	-	-	-	2	1	-	-	-	-	-	10-20
-	-	-	-	1	1	-	-	-	-	-	20-30
3	1	3	1	12	9	11	13	-	-	-	30-60
-	-	3	1	4	3	3	5	-	-	-	60-90
-	-	-	-	5	3	3	5	-	-	-	90+
-	-	(Z)	(Z)	2	2	-	-	-	-	2	UK
-	-	-	-	-	-	-	-	-	-	-	-
22	6	50	20	47	30	16	20	3	5	(Z)	34332
(Z)	(Z)	2	1	1	1	(Z)	(Z)	(Z)	(Z)	-	0-.5
1	(Z)	1	(Z)	2	2	(Z)	(Z)	-	-	-	.5-1
2	(Z)	6	2	7	4	4	5	(Z)	(Z)	-	1-5
1	(Z)	4	2	4	2	2	2	2	4	-	5-10
13	3	34	13	17	11	6	7	(Z)	1	-	10-20
5	1	2	1	15	9	4	5	-	-	-	20-30
2	(Z)	-	-	1	1	-	-	-	-	-	30-60
-	-	-	-	-	-	-	-	-	-	(Z)	UK
-	-	-	-	-	-	-	-	-	-	-	-
34	9	30	10	21	15	(Z)	(Z)	7	13	(Z)	34333
(Z)	(Z)	(Z)	(Z)	(Z)	(Z)	(Z)	(Z)	(Z)	(Z)	-	0-.5
(Z)	(Z)	1	(Z)	1	1	-	-	(Z)	(Z)	-	.5-1
3	1	2	1	4	3	(Z)	(Z)	(Z)	(Z)	-	1-5
2	1	4	1	1	1	(Z)	(Z)	(Z)	1	-	5-10
11	3	4	1	4	3	-	-	-	-	-	10-20
4	1	5	2	5	4	-	-	1	3	-	20-30
14	3	13	5	7	5	-	-	5	8	-	30-60
-	-	-	-	-	-	-	-	-	-	(Z)	UK
-	-	-	-	-	-	-	-	-	-	-	-
1	(Z)	4	1	19	13	4	4	2	5	11	34335
(Z)	(Z)	(Z)	(Z)	-	-	-	-	-	-	-	0-.5
(Z)	(Z)	(Z)	(Z)	(Z)	(Z)	-	-	-	-	-	.5-1
1	(Z)	3	1	1	1	1	1	-	-	-	1-5
-	-	1	-	2	2	2	2	-	-	-	5-10
-	-	1	(Z)	1	1	-	-	-	-	-	10-20
-	-	-	-	13	10	-	-	-	-	-	30-60
-	-	-	-	1	(Z)	1	1	2	5	11	UK
-	-	-	-	-	-	-	-	-	-	-	-
8	2	7	2	6	5	5	6	5	9	4	34336
1	(Z)	1	(Z)	1	1	2	2	(Z)	(Z)	-	0-.5
1	(Z)	1	(Z)	1	1	(Z)	(Z)	-	-	-	.5-1

JOURNAL OF THE GLNSUS



TABLE 3. SHIPMENTS BY MANUFACTURING ESTABLISHMENTS--COMMODITIES AND WEIGHT OF SHIPMENT BY DISTANCE SHIPPED: 1977--CON.

TCC CODE	COMMODITY AND WEIGHT OF SHIPMENT	ALL SHIPMENTS				TONS (THOUSANDS) AND TON-MILES (MILLIONS) BY DISTANCE OF SHIPMENT			
		TONS (THOU- SANDS) (A)	TON-MILES (MIL- LIONS) (B)	STANDARD ERROR (PERCENT) FOR COLUMNS--		UNDER 100 MILES		100 TO 199 MILES	
				(A)	(B)	TONS	TON- MILES	TONS	TON- MILES
34336	PARTS FOR NONELECTRIC HEATING EQUIPMENT.								
	1,000 TO 4,999 POUNDS.	15	4	68	52	3	(Z)	2	(Z)
	5,000 TO 9,999 POUNDS.	4	1	70	53	-	-	3	(Z)
	10,000 TO 19,999 POUNDS.	3	1	52	64	1	(Z)	-	-
	20,000 TO 29,999 POUNDS.	1	1	61	87	(Z)	(Z)	-	-
	30,000 TO 59,999 POUNDS.	-	(Z)	69	69	-	-	-	-
	SHIPMENT WEIGHT UNKNOWN.	13	11	35	62	1	(Z)	(Z)	(Z)
34339	HEATING EQUIPMENT, NEC, EXC. ELECTRIC.	165	93	30	32	35	1	29	4
	UNDER 500 POUNDS.	20	62	44	44	2	(Z)	11	1
	500 TO 999 POUNDS.	5	3	47	49	1	(Z)	1	(Z)
	1,000 TO 4,999 POUNDS.	28	14	48	48	4	(Z)	1	(Z)
	5,000 TO 9,999 POUNDS.	25	5	72	55	11	(Z)	10	2
	10,000 TO 19,999 POUNDS.	26	19	35	42	1	(Z)	6	1
	20,000 TO 29,999 POUNDS.	5	2	57	63	-	-	-	-
	30,000 TO 59,999 POUNDS.	3	2	100	100	-	-	-	-
	SHIPMENT WEIGHT UNKNOWN.	54	40	77	95	16	(Z)	-	-
344	FABRICATED STRUCTURAL METAL PRODUCTS	19 457	6 066	10	15	7 078	245	2 063	424
	UNDER 500 POUNDS.	517	125	16	13	286	7	77	11
	500 TO 999 POUNDS.	336	111	13	15	148	5	53	8
	1,000 TO 4,999 POUNDS.	1 894	556	13	15	928	27	272	40
	5,000 TO 9,999 POUNDS.	1 344	317	12	17	640	22	206	28
	10,000 TO 19,999 POUNDS.	1 774	629	23	25	565	22	320	48
	20,000 TO 29,999 POUNDS.	1 618	583	35	52	484	18	213	34
	30,000 TO 59,999 POUNDS.	4 081	1 510	13	15	1 322	47	408	62
	60,000 TO 89,999 POUNDS.	827	366	31	35	161	6	108	16
	90,000 POUNDS AND OVER	2 127	648	28	31	747	36	326	44
	SHIPMENT WEIGHT UNKNOWN.	4 938	1 220	20	20	1 797	55	880	133
3441	FABRICATED STRUCTURAL METAL PRODUCTS	6 174	1 541	17	23	3 022	88	833	120
	UNDER 500 POUNDS.	133	20	54	56	99	1	5	1
	500 TO 999 POUNDS.	55	16	27	41	35	1	3	1
	1,000 TO 4,999 POUNDS.	430	79	20	31	313	3	38	6
	5,000 TO 9,999 POUNDS.	228	19	29	24	185	4	16	2
	10,000 TO 19,999 POUNDS.	188	63	24	34	90	3	22	4
	20,000 TO 29,999 POUNDS.	235	63	25	30	130	3	15	2
	30,000 TO 59,999 POUNDS.	1 154	404	22	28	456	18	121	18
	60,000 TO 89,999 POUNDS.	333	131	30	37	107	3	45	7
	90,000 POUNDS AND OVER	1 438	388	33	39	639	30	232	32
	SHIPMENT WEIGHT UNKNOWN.	1 982	357	32	36	971	20	335	48
34411	FABRICATED STRUCTURAL IRON AND STEEL PRODUCTS.	6 140	1 527	17	24	3 018	88	827	119
	UNDER 500 POUNDS.	131	20	55	57	98	1	4	1
	500 TO 999 POUNDS.	54	16	28	42	34	1	3	1
	1,000 TO 4,999 POUNDS.	420	75	21	34	312	3	34	5
	5,000 TO 9,999 POUNDS.	221	18	30	24	184	4	14	2
	10,000 TO 19,999 POUNDS.	180	61	24	35	89	3	22	4
	20,000 TO 29,999 POUNDS.	229	59	26	32	130	3	15	2
	30,000 TO 59,999 POUNDS.	1 154	404	22	28	456	18	121	18
	60,000 TO 89,999 POUNDS.	333	131	30	37	107	3	45	7
	90,000 POUNDS AND OVER	1 438	388	33	39	639	30	232	32
	SHIPMENT WEIGHT UNKNOWN.	1 980	355	32	36	970	20	335	48
34412	FABRICATED STRUCTURAL NONFERROUS METAL PRODUCTS.	35	15	29	48	5	(Z)	6	1
	UNDER 500 POUNDS.	1	(Z)	43	35	1	(Z)	(Z)	(Z)
	500 TO 999 POUNDS.	1	(Z)	31	45	(Z)	(Z)	(Z)	(Z)
	1,000 TO 4,999 POUNDS.	9	4	40	71	1	(Z)	4	1
	5,000 TO 9,999 POUNDS.	7	2	36	44	1	(Z)	2	(Z)
	10,000 TO 19,999 POUNDS.	8	3	77	83	1	(Z)	-	-
	20,000 TO 29,999 POUNDS.	6	4	69	71	-	-	-	-
	SHIPMENT WEIGHT UNKNOWN.	2	2	47	90	1	(Z)	(Z)	(Z)
3442	METAL DOORS, SASH, FRAMES, HOLOING, AND TRIM	1 550	555	16	18	478	18	226	34
	UNDER 500 POUNDS.	246	58	15	21	122	4	53	8
	500 TO 999 POUNDS.	115	46	22	28	25	1	24	3
	1,000 TO 4,999 POUNDS.	437	169	22	25	134	5	55	8
	5,000 TO 9,999 POUNDS.	222	96	25	31	50	3	43	6
	10,000 TO 19,999 POUNDS.	159	53	27	23	32	2	23	4
	20,000 TO 29,999 POUNDS.	144	65	34	43	48	1	10	1
	30,000 TO 59,999 POUNDS.	56	34	61	54	7	1	2	(Z)
	SHIPMENT WEIGHT UNKNOWN.	171	34	37	31	61	2	16	2
34421	METAL DOORS AND DOOR FRAMES.	785	320	24	30	213	9	99	14
	UNDER 500 POUNDS.	99	15	26	24	57	2	18	2
	500 TO 999 POUNDS.	51	20	33	45	13	1	13	2
	1,000 TO 4,999 POUNDS.	244	91	29	41	84	3	23	4
	5,000 TO 9,999 POUNDS.	132	70	32	39	14	1	29	4
	10,000 TO 19,999 POUNDS.	51	21	41	37	17	1	6	1
	20,000 TO 29,999 POUNDS.	93	58	45	50	16	1	3	(Z)
	30,000 TO 59,999 POUNDS.	35	22	76	67	7	1	1	(Z)
	SHIPMENT WEIGHT UNKNOWN.	79	22	31	33	6	(Z)	8	1
34422	METAL WINDOW FRAMES AND SASH	365	111	28	22	130	6	70	10
	UNDER 500 POUNDS.	37	16	29	57	15	1	5	1
	500 TO 999 POUNDS.	23	9	36	52	7	(Z)	9	1
	1,000 TO 4,999 POUNDS.	95	37	40	40	25	1	24	3
	5,000 TO 9,999 POUNDS.	66	16	46	29	31	2	11	2
	10,000 TO 19,999 POUNDS.	60	20	45	38	6	(Z)	6	1
	20,000 TO 29,999 POUNDS.	3	6	69	49	-	-	6	1
	30,000 TO 59,999 POUNDS.	3	1	100	100	-	-	1	(Z)
	SHIPMENT WEIGHT UNKNOWN.	63	6	58	59	46	2	7	1
34423	METAL HOLOING, TRIM, AND STORE FRONTS.	49	20	23	21	9	(Z)	7	1
	UNDER 500 POUNDS.	7	4	10	14	1	(Z)	1	(Z)
	500 TO 999 POUNDS.	3	2	18	34	(Z)	(Z)	(Z)	(Z)
	1,000 TO 4,999 POUNDS.	22	10	34	24	7	(Z)	3	(Z)

TONS (THOUSANDS) AND TON-MILES (MILLIONS) BY DISTANCE OF SHIPMENT--CON.

200 TO 299 MILES		300 TO 499 MILES		500 TO 999 MILES		1,000 TO 1,499 MILES		1,500 MILES AND OVER		MILEAGE UNKNOWN	TCC CODE AND WT.
TONS	TON-MILES	TONS	TON-MILES	TONS	TON-MILES	TONS	TON-MILES	TONS	TON-MILES	TONS	
5	1	3	1	2	1	(Z)	(Z)	-	-	-	34336
-	-	(Z)	(Z)	(Z)	(Z)	(Z)	(Z)	-	-	-	1-5
-	-	(Z)	(Z)	1	1	-	-	-	-	-	5-10
-	-	(Z)	(Z)	-	-	1	1	-	-	-	10-20
-	-	1	(Z)	-	-	-	-	-	-	-	20-30
1	(Z)	(Z)	(Z)	(Z)	(Z)	1	2	5	8	4	30-60
											UK
10	3	18	7	41	30	19	22	13	26	(Z)	34339
1	(Z)	1	1	2	1	1	1	2	3	-	0-.5
(Z)	(Z)	1	(Z)	1	1	(Z)	(Z)	1	1	-	.5-1
5	1	9	3	5	4	3	4	1	1	-	1-5
(Z)	(Z)	(Z)	(Z)	4	2	-	-	-	-	-	5-10
2	1	1	(Z)	7	5	5	6	3	7	-	10-20
1	(Z)	2	1	1	1	-	-	-	-	-	20-30
-	-	1	(Z)	1	1	1	1	-	-	-	30-60
-	-	2	1	20	16	8	10	7	13	(Z)	UK
2 022	499	2 954	1 155	3 061	2 185	716	861	365	697	398	344
31	8	45	17	43	30	20	23	15	29	(Z)	0-.5
19	5	38	15	48	34	17	20	13	26	-	.5-1
138	34	175	67	231	156	75	90	76	144	-	1-5
167	40	138	53	141	94	23	27	29	53	-	5-10
151	37	284	111	339	245	87	110	28	56	-	10-20
175	45	390	153	235	162	68	80	54	91	-	20-30
569	141	632	251	881	631	196	238	73	140	-	30-60
92	23	155	64	259	183	43	55	10	19	-	60-90
135	32	480	179	358	254	66	76	15	29	-	90+
544	135	617	246	526	397	121	143	54	111	398	UK
396	94	931	379	686	491	198	235	70	135	38	3441
7	2	9	4	5	4	7	8	(Z)	1	(Z)	0-.5
1	(Z)	1	1	8	6	7	8	(Z)	1	-	.5-1
6	1	11	4	23	17	31	34	8	13	-	1-5
7	2	13	5	5	4	2	2	(Z)	(Z)	-	5-10
5	1	34	15	18	13	14	18	5	9	-	10-20
19	5	24	10	37	26	7	8	4	8	-	20-30
75	18	230	96	188	135	55	66	28	52	-	30-60
27	7	35	14	96	70	22	29	1	2	-	60-90
58	14	247	95	222	160	29	34	11	23	-	90+
190	44	327	135	84	56	24	28	13	25	38	UK
393	93	921	374	679	486	195	232	70	134	38	34411
7	2	9	4	5	3	7	8	(Z)	1	(Z)	0-.5
1	(Z)	1	(Z)	8	6	7	8	(Z)	1	-	.5-1
5	1	10	4	22	16	29	32	8	13	-	1-5
7	2	9	3	5	4	2	2	(Z)	(Z)	-	5-10
4	1	29	12	18	13	14	18	5	9	-	10-20
19	5	24	10	32	23	7	8	4	8	-	20-30
75	18	230	96	188	135	55	66	28	52	-	30-60
27	7	35	14	96	70	22	29	1	2	-	60-90
58	14	247	95	222	160	29	34	11	23	-	90+
190	44	327	135	84	56	23	27	13	25	38	UK
3	1	10	4	7	5	3	4	(Z)	(Z)	1	34412
(Z)	(Z)	(Z)	(Z)	(Z)	(Z)	(Z)	(Z)	(Z)	(Z)	-	0-.5
(Z)	(Z)	(Z)	(Z)	(Z)	(Z)	-	-	(Z)	(Z)	-	.5-1
1	(Z)	1	(Z)	1	1	2	2	(Z)	(Z)	-	1-5
-	-	4	-	-	-	-	-	-	-	-	5-10
2	(Z)	5	2	-	-	-	-	-	-	-	10-20
-	-	-	-	6	4	-	-	-	-	-	20-30
-	-	-	-	(Z)	(Z)	1	2	-	-	1	UK
172	42	276	103	250	168	44	52	74	138	30	3442
18	4	25	9	15	10	7	8	7	14	-	0-.5
10	3	30	11	16	10	4	5	6	13	-	.5-1
48	12	74	28	97	67	13	16	16	32	-	1-5
13	3	37	13	57	35	6	6	16	30	-	5-10
40	10	41	16	14	10	5	6	3	6	-	10-20
14	4	38	15	11	7	5	5	19	32	-	20-30
6	1	10	3	23	16	4	5	4	7	-	30-60
23	6	21	7	17	12	(Z)	1	2	5	30	UK
86	21	138	53	156	103	23	28	51	92	18	34421
6	2	11	4	6	4	1	1	(Z)	1	-	0-.5
4	1	8	3	9	6	3	3	2	4	-	.5-1
24	6	47	18	54	38	5	7	7	13	-	1-5
10	2	12	4	50	29	4	4	14	26	-	5-10
8	2	8	3	7	5	3	4	3	6	-	10-20
10	2	33	14	10	7	3	3	19	31	-	20-30
4	1	4	2	10	7	4	5	4	7	-	30-60
19	5	15	5	11	7	(Z)	(Z)	2	4	18	UK
45	11	75	27	20	16	9	10	16	31	(Z)	34422
3	1	8	3	1	1	1	1	4	9	-	0-.5
2	(Z)	2	1	1	1	(Z)	1	2	5	-	.5-1
14	3	14	5	8	7	2	3	8	15	-	1-5
16	(Z)	16	5	4	3	1	2	2	3	-	5-10
5	1	27	10	4	3	2	2	-	-	-	10-20
1	(Z)	4	1	(Z)	(Z)	-	2	(Z)	(Z)	-	20-30
1	-	-	-	-	-	-	-	-	-	-	30-60
3	1	4	1	2	1	(Z)	(Z)	-	-	(Z)	UK
5	1	12	4	8	5	3	3	2	4	3	34423
1	(Z)	1	(Z)	2	1	1	1	(Z)	1	-	0-.5
1	(Z)	1	(Z)	1	1	1	1	-	-	-	.5-1
3	1	4	1	3	2	1	1	2	4	-	1-5

BUREAU OF THE CENSUS

TABLE 3. SHIPMENTS BY MANUFACTURING ESTABLISHMENTS--COMMODITIES AND WEIGHT OF SHIPMENT BY DISTANCE SHIPPED: 1977--CON.

TCC CODE	COMMODITY AND WEIGHT OF SHIPMENT	ALL SHIPMENTS				TONS (THOUSANDS) AND TON-MILES (MILLIONS) BY DISTANCE OF SHIPMENT			
		TONS (THOU- SANDS) (A)	TON-MILES (MIL- LIONS) (B)	STANDARD ERROR (PERCENT) FOR COLUMNS--		UNDER 100 MILES		100 TO 199 MILES	
				(A)	(B)	TONS	TON- MILES	TONS	TON- MILES
34423	METAL MOLDING, TRIM, AND STORE FRONTS.								
	5,000 TO 9,999 POUNDS.	3	1	55	59	-	-	-	-
	10,000 TO 19,999 POUNDS.	4	1	69	69	-	-	4	1
	30,000 TO 59,999 POUNDS.	6	2	100	100	-	-	-	-
	SHIPMENT WEIGHT UNKNOWN.	4	1	73	89	(Z)	(Z)	-	-
34425	METAL DOOR AND WINDOW SCREENS.	350	103	23	29	126	4	49	8
	UNDER 500 POUNDS.	103	23	30	35	49	2	29	5
	500 TO 999 POUNDS.	36	15	29	41	4	(Z)	3	(Z)
	1,000 TO 4,999 POUNDS.	76	31	51	44	18	1	6	1
	5,000 TO 9,999 POUNDS.	21	8	59	73	5	(Z)	3	1
	10,000 TO 19,999 POUNDS.	43	11	72	70	10	(Z)	7	1
	20,000 TO 29,999 POUNDS.	33	1	85	66	32	(Z)	1	(Z)
	30,000 TO 59,999 POUNDS.	13	9	100	100	-	-	-	-
	SHIPMENT WEIGHT UNKNOWN.	24	5	48	92	9	(Z)	(Z)	(Z)
3443	FABRICATED PLATE PRODUCTS (BOILER SHOPS)	3 074	1 267	24	22	633	22	318	51
	UNDER 500 POUNDS.	27	6	30	23	19	1	1	(Z)
	500 TO 999 POUNDS.	29	10	33	36	15	(Z)	2	(Z)
	1,000 TO 4,999 POUNDS.	160	82	41	50	43	2	23	3
	5,000 TO 9,999 POUNDS.	187	53	48	34	64	2	46	7
	10,000 TO 19,999 POUNDS.	247	78	50	42	129	4	39	6
	20,000 TO 29,999 POUNDS.	243	105	55	47	40	2	32	5
	30,000 TO 59,999 POUNDS.	657	294	37	36	103	5	45	7
	60,000 TO 89,999 POUNDS.	392	201	60	53	19	1	44	7
	90,000 POUNDS AND OVER	375	174	38	27	20	1	25	3
	SHIPMENT WEIGHT UNKNOWN.	737	264	42	27	182	5	61	11
34431	HEAT EXCHANGERS AND STEAM CONDENSERS	382	175	36	34	97	3	61	10
	UNDER 500 POUNDS.	2	2	25	48	1	(Z)	(Z)	(Z)
	500 TO 999 POUNDS.	3	1	40	35	2	(Z)	1	(Z)
	1,000 TO 4,999 POUNDS.	27	7	68	38	13	(Z)	5	1
	5,000 TO 9,999 POUNDS.	30	8	59	66	18	(Z)	3	(Z)
	10,000 TO 19,999 POUNDS.	63	21	58	42	24	1	13	2
	20,000 TO 29,999 POUNDS.	40	25	56	61	2	(Z)	10	2
	30,000 TO 59,999 POUNDS.	102	47	32	44	25	1	11	2
	60,000 TO 89,999 POUNDS.	39	26	48	41	2	(Z)	-	-
	90,000 POUNDS AND OVER	54	29	53	34	1	(Z)	18	2
	SHIPMENT WEIGHT UNKNOWN.	21	10	44	99	10	(Z)	-	-
34432	FABR. STEEL PLATE FOR PIPE, PENSTOCKS, LININGS, ETC.	170	47	32	41	15	1	8	1
	UNDER 500 POUNDS.	1	(Z)	80	68	1	(Z)	(Z)	(Z)
	500 TO 999 POUNDS.	(Z)	(Z)	100	100	-	-	-	-
	1,000 TO 4,999 POUNDS.	2	1	83	94	(Z)	(Z)	-	-
	5,000 TO 9,999 POUNDS.	14	9	98	97	-	-	2	(Z)
	10,000 TO 19,999 POUNDS.	4	2	33	30	-	-	-	-
	20,000 TO 29,999 POUNDS.	14	7	57	43	-	-	1	(Z)
	30,000 TO 59,999 POUNDS.	13	8	27	31	-	-	(Z)	(Z)
	60,000 TO 89,999 POUNDS.	(Z)	1	71	90	-	-	(Z)	(Z)
	90,000 POUNDS AND OVER	11	3	59	47	6	1	4	1
	SHIPMENT WEIGHT UNKNOWN.	110	17	38	76	8	(Z)	1	(Z)
34433	STEEL POWER BOILERS, PARTS, AND ATTACHMENTS.	379	232	9	10	20	1	28	4
	UNDER 500 POUNDS.	6	1	21	28	4	(Z)	(Z)	(Z)
	500 TO 999 POUNDS.	2	1	32	33	(Z)	(Z)	(Z)	(Z)
	1,000 TO 4,999 POUNDS.	10	6	24	29	1	(Z)	(Z)	(Z)
	5,000 TO 9,999 POUNDS.	7	4	28	23	(Z)	(Z)	(Z)	(Z)
	10,000 TO 19,999 POUNDS.	13	5	23	28	2	(Z)	3	(Z)
	20,000 TO 29,999 POUNDS.	25	14	23	23	1	(Z)	5	1
	30,000 TO 59,999 POUNDS.	89	49	13	18	10	(Z)	8	1
	60,000 TO 89,999 POUNDS.	48	42	22	28	-	-	-	-
	90,000 POUNDS AND OVER	110	76	24	25	1	(Z)	-	-
	SHIPMENT WEIGHT UNKNOWN.	69	34	11	12	(Z)	(Z)	11	2
34434	GAS CYLINDERS (PRESSURE TANKS)	554	320	67	56	54	2	42	6
	UNDER 500 POUNDS.	2	1	60	60	(Z)	(Z)	(Z)	(Z)
	500 TO 999 POUNDS.	10	6	75	70	1	(Z)	1	(Z)
	1,000 TO 4,999 POUNDS.	74	56	60	61	5	(Z)	4	1
	5,000 TO 9,999 POUNDS.	42	17	66	63	3	(Z)	8	1
	10,000 TO 19,999 POUNDS.	72	30	87	71	11	(Z)	18	3
	20,000 TO 29,999 POUNDS.	110	46	86	76	9	1	9	2
	30,000 TO 59,999 POUNDS.	151	93	77	70	22	(Z)	(Z)	(Z)
	60,000 TO 89,999 POUNDS.	26	22	92	96	1	(Z)	(Z)	(Z)
	90,000 POUNDS AND OVER	10	6	45	46	1	(Z)	-	-
	SHIPMENT WEIGHT UNKNOWN.	57	43	22	26	2	(Z)	1	(Z)
34435	METAL TANKS, EXC. PRESSURE TANKS	1 305	366	34	34	398	15	150	25
	UNDER 500 POUNDS.	8	1	47	24	7	(Z)	1	(Z)
	500 TO 999 POUNDS.	8	2	77	70	7	(Z)	(Z)	(Z)
	1,000 TO 4,999 POUNDS.	33	6	64	42	14	1	13	2
	5,000 TO 9,999 POUNDS.	84	12	80	53	38	1	33	5
	10,000 TO 19,999 POUNDS.	94	9	58	54	82	2	1	(Z)
	20,000 TO 29,999 POUNDS.	53	13	39	28	1	(Z)	1	1
	30,000 TO 59,999 POUNDS.	262	82	64	56	41	3	25	4
	60,000 TO 89,999 POUNDS.	241	102	79	83	17	1	20	3
	90,000 POUNDS AND OVER	111	35	33	35	10	(Z)	3	1
	SHIPMENT WEIGHT UNKNOWN.	410	105	66	45	153	4	46	8
34439	FABRICATED PLATE PRODUCTS, NEC	285	127	44	47	48	2	30	4
	UNDER 500 POUNDS.	8	1	52	50	7	(Z)	(Z)	(Z)
	500 TO 999 POUNDS.	5	1	61	84	4	(Z)	(Z)	(Z)
	1,000 TO 4,999 POUNDS.	14	6	61	94	9	(Z)	1	(Z)
	5,000 TO 9,999 POUNDS.	9	4	81	97	5	(Z)	-	-
	10,000 TO 19,999 POUNDS.	22	11	75	96	9	(Z)	4	1
	20,000 TO 29,999 POUNDS.	(Z)	(Z)	100	100	-	-	(Z)	(Z)
	30,000 TO 59,999 POUNDS.	40	15	62	70	6	(Z)	-	-
	60,000 TO 89,999 POUNDS.	38	8	66	63	-	-	24	3



TONS (THOUSANDS) AND TON-MILES (MILLIONS) BY DISTANCE OF SHIPMENT--CON.

200 TO 299 MILES		300 TO 499 MILES		500 TO 999 MILES		1,000 TO 1,499 MILES		1,500 MILES AND OVER		MILEAGE UNKNOWN	TCC CODE AND WT.
TONS	TON-MILES	TONS	TON-MILES	TONS	TON-MILES	TONS	TON-MILES	TONS	TON-MILES	TONS	
1	(Z)	-	-	2	1	-	-	-	-	-	34423
-	-	-	-	-	-	-	-	-	-	-	5-10
-	-	6	2	-	-	-	-	-	-	-	10-20
(Z)	(Z)	(Z)	(Z)	(Z)	(Z)	(Z)	(Z)	(Z)	(Z)	3	30-60
37	9	50	19	65	44	9	10	5	10	8	34425
8	2	5	2	5	4	4	5	2	4	-	0-.5
3	1	19	7	5	3	(Z)	(Z)	2	3	-	.5-1
7	2	9	3	32	20	4	4	(Z)	(Z)	-	1-5
1	(Z)	9	4	2	2	(Z)	(Z)	1	1	-	5-10
16	4	7	3	3	2	(Z)	(Z)	(Z)	(Z)	-	10-20
-	-	(Z)	(Z)	(Z)	(Z)	-	-	-	-	-	20-30
1	(Z)	1	1	13	9	-	-	-	-	-	30-60
-	-	-	-	5	3	(Z)	(Z)	(Z)	1	8	UK
481	122	526	201	716	506	182	227	73	137	145	3443
1	(Z)	1	(Z)	3	2	1	1	1	2	(Z)	0-.5
2	(Z)	2	1	7	6	1	1	1	1	-	.5-1
20	5	14	5	33	21	12	16	16	30	-	1-5
25	6	15	6	28	19	8	11	1	2	-	5-10
14	3	43	17	20	13	17	24	6	12	-	10-20
46	12	53	20	52	36	9	11	11	18	-	20-30
195	50	93	36	165	117	43	55	13	23	-	30-60
67	17	85	35	151	105	20	26	5	10	-	60-90
39	9	172	62	88	61	28	33	2	4	-	90+
73	19	48	18	169	126	42	50	17	35	145	UK
27	7	75	33	64	41	20	23	32	58	7	34431
(Z)	(Z)	(Z)	(Z)	(Z)	(Z)	(Z)	(Z)	(Z)	(Z)	1	0-.5
(Z)	(Z)	(Z)	(Z)	1	(Z)	(Z)	(Z)	(Z)	(Z)	-	.5-1
2	1	2	1	3	2	(Z)	(Z)	1	2	-	1-5
(Z)	(Z)	4	2	3	2	1	2	1	3	-	5-10
4	1	11	5	5	3	4	5	2	2	-	10-20
2	1	8	3	10	5	-	-	8	14	-	20-30
15	4	19	8	20	12	1	1	11	18	-	30-60
(Z)	(Z)	19	8	13	8	2	2	4	7	-	60-90
2	(Z)	12	5	9	7	11	12	1	2	-	90+
-	-	(Z)	(Z)	(Z)	(Z)	-	-	4	10	7	UK
14	4	12	4	13	9	11	13	7	16	89	34432
(Z)	(Z)	-	-	(Z)	(Z)	(Z)	(Z)	(Z)	(Z)	-	0-.5
(Z)	(Z)	1	(Z)	-	-	-	-	-	-	-	.5-1
6	2	-	-	2	1	5	6	(Z)	(Z)	-	1-5
(Z)	(Z)	2	1	1	(Z)	(Z)	(Z)	(Z)	(Z)	-	5-10
5	2	5	2	2	2	(Z)	(Z)	1	2	-	10-20
1	(Z)	4	2	5	3	2	2	1	1	-	20-30
-	-	-	-	-	-	-	-	(Z)	(Z)	-	30-60
-	-	-	-	-	-	1	1	(Z)	(Z)	-	60-90
(Z)	(Z)	(Z)	(Z)	4	3	3	4	4	11	89	UK
56	15	50	20	162	113	59	73	3	6	1	34433
(Z)	(Z)	(Z)	(Z)	1	(Z)	(Z)	(Z)	(Z)	(Z)	-	0-.5
(Z)	(Z)	(Z)	(Z)	1	(Z)	(Z)	(Z)	(Z)	(Z)	-	.5-1
2	(Z)	3	1	3	2	1	1	(Z)	(Z)	-	1-5
1	(Z)	2	1	3	2	(Z)	(Z)	(Z)	(Z)	-	5-10
2	(Z)	2	1	3	2	(Z)	1	(Z)	(Z)	-	10-20
3	1	4	2	10	8	2	2	1	1	-	20-30
13	4	10	4	34	23	14	17	(Z)	(Z)	-	30-60
3	1	6	2	20	14	18	23	1	1	-	60-90
13	3	7	3	73	51	16	19	-	-	-	90+
19	5	15	6	15	10	8	10	(Z)	1	1	UK
76	19	111	42	198	149	50	67	20	35	3	34434
(Z)	(Z)	(Z)	(Z)	1	(Z)	(Z)	(Z)	(Z)	(Z)	-	0-.5
1	(Z)	1	1	5	4	1	1	-	-	-	.5-1
13	3	7	3	23	14	8	11	14	24	-	1-5
11	3	8	3	13	10	(Z)	(Z)	-	-	-	5-10
5	1	25	9	4	3	10	14	(Z)	(Z)	-	10-20
25	7	37	13	27	19	4	4	(Z)	1	-	20-30
14	4	27	11	70	56	17	22	(Z)	1	-	30-60
2	(Z)	-	-	22	20	-	-	1	1	-	60-90
1	(Z)	5	2	1	1	1	1	1	2	-	90+
5	1	2	1	32	23	10	13	3	5	3	UK
290	73	167	65	219	142	33	39	4	8	45	34435
(Z)	(Z)	(Z)	(Z)	(Z)	(Z)	(Z)	(Z)	(Z)	(Z)	(Z)	0-.5
(Z)	(Z)	(Z)	(Z)	(Z)	(Z)	-	-	(Z)	(Z)	-	.5-1
2	(Z)	1	(Z)	3	2	(Z)	(Z)	(Z)	(Z)	-	1-5
6	1	1	1	5	4	-	-	-	-	-	5-10
3	1	1	(Z)	4	3	2	2	1	1	-	10-20
10	3	-	-	3	2	4	5	(Z)	1	-	20-30
141	36	14	6	34	22	7	9	1	2	-	30-60
62	16	46	20	97	63	-	-	-	-	-	60-90
19	4	74	27	5	3	-	-	-	-	-	90+
46	12	31	11	67	43	21	23	2	3	44	UK
19	5	111	37	60	53	9	12	7	15	-	34439
(Z)	(Z)	(Z)	(Z)	1	(Z)	(Z)	(Z)	(Z)	(Z)	-	0-.5
-	-	(Z)	(Z)	1	1	-	-	-	-	-	.5-1
1	(Z)	1	(Z)	2	1	1	2	1	2	-	1-5
1	(Z)	-	1	1	1	2	3	-	-	-	5-10
-	-	2	1	2	1	1	2	3	7	-	10-20
-	-	-	-	-	-	-	-	-	-	-	20-30
10	2	18	6	2	1	3	5	-	-	-	30-60
-	-	15	5	-	-	-	-	-	-	-	60-90

BUREAU OF THE CENSUS

TABLE 3. SHIPMENTS BY MANUFACTURING ESTABLISHMENTS--COMMODITIES AND WEIGHT OF SHIPMENT BY DISTANCE SHIPPED: 1977--CON.

TCC CODE	COMMODITY AND WEIGHT OF SHIPMENT	ALL SHIPMENTS				TONS (THOUSANDS) AND TON-MILES (MILLIONS) BY DISTANCE OF SHIPMENT			
		TONS (THOU- SANDS) (A)	TON-MILES (MIL- LIONS) (B)	STANDARD ERROR (PERCENT) FOR COLUMNS--		UNDER 100 MILES		100 TO 199 MILES	
				(A)	(B)	TONS	TON- MILES	TONS	TON- MILES
34439	FABRICATED PLATE PRODUCTS, NEC								
	90,000 POUNDS AND OVER	79	26	89	88	-	-	-	-
	SHIPMENT WEIGHT UNKNOWN	70	55	60	72	8	(Z)	2	(Z)
3444	SHEET METAL PRODUCTS, EXC. CONTAINERS	4 666	1 319	27	41	1 617	65	864	131
	UNDER 500 POUNDS	94	26	25	23	41	1	17	2
	500 TO 999 POUNDS	81	16	28	20	43	2	21	3
	1,000 TO 4,999 POUNDS	440	85	25	16	196	5	137	19
	5,000 TO 9,999 POUNDS	470	69	28	43	248	11	54	7
	10,000 TO 19,999 POUNDS	580	186	46	49	104	5	203	30
	20,000 TO 29,999 POUNDS	441	172	69	80	99	6	96	17
	30,000 TO 59,999 POUNDS	969	435	30	36	241	6	100	16
	60,000 TO 89,999 POUNDS	1	1	55	59	-	-	-	-
	90,000 POUNDS AND OVER	37	27	13	16	2	(Z)	-	-
	SHIPMENT WEIGHT UNKNOWN	1 551	302	34	43	642	30	235	37
34441	SHEET METAL ROOFING, CEILING, SIDING	805	268	16	11	219	5	96	15
	UNDER 500 POUNDS	15	6	60	61	5	(Z)	1	(Z)
	500 TO 999 POUNDS	3	1	45	2	1	(Z)	2	(Z)
	1,000 TO 4,999 POUNDS	17	9	41	33	1	(Z)	1	(Z)
	5,000 TO 9,999 POUNDS	96	22	62	60	16	(Z)	1	(Z)
	10,000 TO 19,999 POUNDS	80	31	39	23	17	(Z)	22	3
	20,000 TO 29,999 POUNDS	113	48	17	20	19	(Z)	7	1
	30,000 TO 59,999 POUNDS	374	132	22	11	133	3	62	10
	SHIPMENT WEIGHT UNKNOWN	107	19	28	25	27	1	1	(Z)
34443	SHEET METAL CORNICES, SKYLIGHTS, ROOF VENTILATORS	15	4	39	58	6	(Z)	2	(Z)
	UNDER 500 POUNDS	8	1	52	63	6	(Z)	(Z)	(Z)
	500 TO 999 POUNDS	1	1	100	100	-	-	-	-
	1,000 TO 4,999 POUNDS	4	2	67	65	-	-	1	(Z)
	5,000 TO 9,999 POUNDS	(Z)	(Z)	100	100	-	-	(Z)	(Z)
	SHIPMENT WEIGHT UNKNOWN	1	-	90	-	-	-	-	-
34444	SHEET METAL STOVE PIPE, ELBOWS, DUCTS	2 212	605	41	62	893	46	411	66
	UNDER 500 POUNDS	21	5	43	49	12	(Z)	2	(Z)
	500 TO 999 POUNDS	18	4	45	47	9	(Z)	6	1
	1,000 TO 4,999 POUNDS	121	20	58	44	45	2	49	7
	5,000 TO 9,999 POUNDS	187	20	57	57	142	7	1	(Z)
	10,000 TO 19,999 POUNDS	148	37	80	85	50	4	50	9
	20,000 TO 29,999 POUNDS	270	87	82	93	71	5	82	14
	30,000 TO 59,999 POUNDS	265	196	98	99	-	-	-	-
	SHIPMENT WEIGHT UNKNOWN	1 181	237	41	55	564	28	221	34
34445	SHEET METAL ROOF DRAINAGE EQUIPMENT	188	35	61	82	87	2	27	4
	UNDER 500 POUNDS	9	2	61	54	2	(Z)	5	1
	500 TO 999 POUNDS	35	3	63	71	25	1	8	1
	1,000 TO 4,999 POUNDS	72	5	75	54	52	1	15	2
	5,000 TO 9,999 POUNDS	7	(Z)	100	100	7	(Z)	-	-
	10,000 TO 19,999 POUNDS	60	25	98	100	1	(Z)	-	-
	SHIPMENT WEIGHT UNKNOWN	5	(Z)	27	-	1	(Z)	-	-
34449	SHEET METAL PRODUCTS, NEC	712	230	25	22	202	6	108	16
	UNDER 500 POUNDS	39	11	35	28	15	1	8	1
	500 TO 999 POUNDS	18	6	29	25	4	(Z)	6	1
	1,000 TO 4,999 POUNDS	155	43	45	27	49	1	57	8
	5,000 TO 9,999 POUNDS	68	12	38	45	41	2	3	(Z)
	10,000 TO 19,999 POUNDS	99	37	49	43	26	1	7	1
	20,000 TO 29,999 POUNDS	20	11	54	49	6	(Z)	3	(Z)
	30,000 TO 59,999 POUNDS	125	58	67	69	14	(Z)	21	3
	60,000 TO 89,999 POUNDS	1	1	55	59	-	-	-	-
	90,000 POUNDS AND OVER	37	27	13	16	2	(Z)	-	-
	SHIPMENT WEIGHT UNKNOWN	150	25	46	69	45	1	3	1
3446	ARCHITECTURAL AND ORNAMENTAL METAL WORK	891	322	23	16	362	12	60	9
	UNDER 500 POUNDS	32	14	22	26	12	(Z)	5	1
	500 TO 999 POUNDS	34	18	28	34	7	(Z)	3	1
	1,000 TO 4,999 POUNDS	201	48	61	23	140	8	14	2
	5,000 TO 9,999 POUNDS	62	32	38	33	12	(Z)	6	1
	10,000 TO 19,999 POUNDS	114	66	35	26	14	1	4	1
	20,000 TO 29,999 POUNDS	98	33	53	31	41	1	1	(Z)
	30,000 TO 59,999 POUNDS	163	82	28	24	16	1	17	2
	60,000 TO 89,999 POUNDS	5	6	69	80	-	-	-	-
	90,000 POUNDS AND OVER	3	2	100	100	-	-	-	-
	SHIPMENT WEIGHT UNKNOWN	178	22	29	45	120	2	10	2
34461	ORNAMENTAL METAL WORK	77	35	32	26	14	1	10	2
	UNDER 500 POUNDS	8	3	32	55	2	(Z)	1	(Z)
	500 TO 999 POUNDS	8	3	32	32	1	(Z)	1	(Z)
	1,000 TO 4,999 POUNDS	23	16	19	31	2	(Z)	6	1
	5,000 TO 9,999 POUNDS	5	3	71	80	-	-	-	-
	10,000 TO 19,999 POUNDS	5	3	69	69	-	-	-	-
	SHIPMENT WEIGHT UNKNOWN	29	7	92	100	8	(Z)	3	(Z)
34462	SCAFFOLDING, LADDERS, AND RELATED ARTICLES	137	17	77	54	118	7	(Z)	(Z)
	UNDER 500 POUNDS	4	2	64	77	2	(Z)	(Z)	(Z)
	500 TO 999 POUNDS	3	2	90	100	1	(Z)	-	-
	1,000 TO 4,999 POUNDS	115	8	97	81	113	7	-	-
	5,000 TO 9,999 POUNDS	5	2	100	100	-	-	-	-
	10,000 TO 19,999 POUNDS	(Z)	(Z)	40	41	-	-	-	-
	20,000 TO 29,999 POUNDS	(Z)	(Z)	100	100	-	-	-	-
	30,000 TO 59,999 POUNDS	(Z)	(Z)	100	100	-	-	-	-
	SHIPMENT WEIGHT UNKNOWN	10	4	37	77	2	(Z)	(Z)	(Z)
34464	STAIRS, STAIRCASES, BALCONIES, FIRE ESCAPES, RAILINGS	422	126	38	37	148	3	35	5
	UNDER 500 POUNDS	15	5	42	55	6	(Z)	3	1
	500 TO 999 POUNDS	19	10	46	64	4	(Z)	2	(Z)
	1,000 TO 4,999 POUNDS	48	10	46	46	24	(Z)	6	1

TONS (THOUSANDS) AND TON-MILES (MILLIONS) BY DISTANCE OF SHIPMENT--CON.

200 TO 299 MILES		300 TO 499 MILES		500 TO 999 MILES		1,000 TO 1,499 MILES		1,500 MILES AND OVER		MILEAGE UNKNOWN	TCC CODE AND WT.
TONS	TON-MILES	TONS	TON-MILES	TONS	TON-MILES	TONS	TON-MILES	TONS	TON-MILES	TONS	
4	1	75	24	-	-	-	-	-	-	-	34439
3	1	(Z)	(Z)	52	47	1	1	4	6	-	90+
533	133	584	224	698	492	136	162	58	112	175	3444
9	2	8	3	13	9	4	5	2	3	-	0-.5
2	(Z)	6	2	6	4	1	1	1	2	-	.5-1
35	9	31	12	25	16	10	11	6	13	-	1-5
123	29	32	11	11	7	2	2	1	2	-	5-10
29	7	155	60	55	39	25	29	8	15	-	10-20
51	13	84	33	66	44	37	44	8	15	-	20-30
78	19	98	37	409	299	30	35	13	24	-	30-60
-	-	1	(Z)	1	1	-	-	-	-	-	60-90
4	1	4	2	22	16	3	4	2	4	-	90+
202	52	165	64	92	56	25	30	16	34	175	UK
163	39	113	46	130	90	24	29	24	45	37	34441
2	(Z)	1	(Z)	5	4	1	1	(Z)	1	-	0-.5
-	-	1	1	(Z)	(Z)	(Z)	(Z)	-	-	-	.5-1
1	(Z)	8	4	4	3	(Z)	(Z)	1	1	-	1-5
73	18	3	1	3	2	-	-	(Z)	1	-	5-10
9	2	15	6	12	8	-	-	7	12	-	10-20
20	5	30	12	30	19	5	7	3	5	-	20-30
46	10	34	14	70	50	17	21	13	24	-	30-60
12	3	21	8	7	4	1	1	1	2	37	UK
(Z)	(Z)	(Z)	(Z)	4	3	(Z)	(Z)	1	1	1	34443
(Z)	(Z)	(Z)	(Z)	1	(Z)	(Z)	(Z)	(Z)	(Z)	-	0-.5
-	-	-	-	1	(Z)	-	-	1	1	-	.5-1
-	-	-	-	3	2	-	-	-	-	-	1-5
-	-	-	-	-	-	-	-	-	-	-	5-10
-	-	-	-	-	-	-	-	-	-	1	UK
256	64	215	83	381	272	32	36	19	38	6	34444
1	(Z)	2	1	2	1	1	2	(Z)	(Z)	-	0-.5
(Z)	(Z)	1	(Z)	2	1	1	1	(Z)	(Z)	-	.5-1
18	4	3	1	3	2	2	2	1	2	-	1-5
37	9	4	1	2	2	-	-	1	2	-	5-10
9	2	21	8	15	10	2	3	-	-	-	10-20
16	4	52	21	29	20	16	16	4	6	-	20-30
-	-	4	1	262	195	-	-	-	-	-	30-60
175	45	128	49	66	40	10	13	12	28	6	UK
4	1	62	26	2	1	(Z)	(Z)	(Z)	1	5	34445
1	(Z)	(Z)	(Z)	-	-	(Z)	(Z)	(Z)	(Z)	-	0-.5
-	-	3	1	-	-	-	-	-	-	-	.5-1
3	1	-	-	2	1	-	-	(Z)	(Z)	-	1-5
-	-	-	-	-	-	-	-	-	-	-	5-10
-	-	59	25	-	-	-	-	-	-	-	10-20
-	-	-	-	-	-	-	-	-	-	5	UK
28	7	139	48	95	71	49	57	13	26	79	34449
4	1	4	2	5	4	2	2	1	1	-	0-.5
1	(Z)	2	1	3	2	(Z)	(Z)	1	1	-	.5-1
8	2	18	6	12	8	8	9	4	9	-	1-5
1	(Z)	22	7	1	1	1	1	-	-	-	5-10
3	1	43	14	12	10	6	7	2	3	-	10-20
(Z)	(Z)	2	1	5	4	2	2	1	2	-	20-30
5	1	39	15	33	24	13	15	-	-	-	30-60
-	-	1	(Z)	1	1	-	-	-	-	-	60-90
4	1	4	2	22	16	3	4	2	4	-	90+
2	(Z)	3	1	2	1	14	16	2	4	79	UK
125	32	125	53	114	74	55	64	39	77	11	34446
1	(Z)	3	1	6	4	3	4	2	4	-	0-.5
3	1	6	2	7	5	3	3	3	6	-	.5-1
6	1	15	6	16	10	3	3	9	18	-	1-5
11	3	15	6	8	6	4	4	7	12	-	5-10
21	6	14	6	39	25	17	20	4	9	-	10-20
26	7	8	3	10	6	9	11	2	5	-	20-30
42	11	52	24	13	9	15	18	9	18	-	30-60
-	-	3	1	-	-	-	-	2	4	-	60-90
-	-	-	-	3	2	-	-	-	-	-	90+
15	4	9	4	12	9	(Z)	(Z)	1	2	11	UK
12	3	14	6	21	14	2	2	4	9	(Z)	34441
(Z)	(Z)	1	1	1	1	1	1	(Z)	(Z)	-	0-.5
1	(Z)	3	1	2	1	(Z)	(Z)	(Z)	(Z)	-	.5-1
2	(Z)	3	1	7	5	-	-	4	9	-	1-5
-	-	2	1	3	2	-	-	-	-	-	5-10
-	-	-	-	5	3	-	-	-	-	-	10-20
9	2	6	2	3	2	-	-	-	-	(Z)	UK
(Z)	(Z)	9	4	3	2	(Z)	(Z)	2	4	4	34462
(Z)	(Z)	1	(Z)	1	1	(Z)	(Z)	(Z)	1	-	0-.5
-	-	1	(Z)	1	1	-	-	(Z)	(Z)	-	.5-1
(Z)	(Z)	2	1	-	-	-	-	(Z)	(Z)	-	1-5
-	-	5	2	-	-	-	-	-	-	-	5-10
(Z)	(Z)	(Z)	(Z)	-	-	-	-	-	-	-	10-20
-	-	-	-	(Z)	(Z)	-	-	-	-	-	20-30
(Z)	(Z)	(Z)	(Z)	-	-	-	-	-	-	-	30-60
(Z)	(Z)	(Z)	(Z)	1	1	(Z)	(Z)	1	2	4	UK
90	23	78	34	44	27	14	15	10	17	3	34464
1	(Z)	1	(Z)	2	2	1	2	1	1	-	0-.5
2	(Z)	3	1	4	2	2	3	2	3	-	.5-1
3	1	8	3	6	4	1	1	(Z)	(Z)	-	1-5

BUREAU OF THE CENSUS



TABLE 3. SHIPMENTS BY MANUFACTURING ESTABLISHMENTS--COMMODITIES AND WEIGHT OF SHIPMENT BY DISTANCE SHIPPED: 1977--CON.

TCC CODE	COMMODITY AND WEIGHT OF SHIPMENT	ALL SHIPMENTS				TONS (THOUSANDS) AND TON-MILES (MILLIONS) BY DISTANCE OF SHIPMENT			
		TONS (THOU- SANDS) (A)	TON-MILES (MIL- LIONS) (B)	STANDARD ERROR (PERCENT) FOR COLUMNS--		UNDER 100 MILES		100 TO 199 MILES	
				(A)	(B)	TONS	TON- MILES	TONS	TON- MILES
34464	STAIRS, STAIRCASES, BALCONIES, FIRE ESCAPES, RAILINGS.								
	5,000 TO 9,999 POUNDS . . . . .	34	15	53	53	10	(Z)	3	(Z)
	10,000 TO 19,999 POUNDS . . . . .	59	22	59	64	9	(Z)	2	(Z)
	20,000 TO 29,999 POUNDS . . . . .	66	14	67	49	36	1	1	(Z)
	30,000 TO 59,999 POUNDS . . . . .	108	39	36	38	12	(Z)	11	1
	60,000 TO 89,999 POUNDS . . . . .	3	1	100	100	-	-	-	-
	SHIPMENT WEIGHT UNKNOWN . . . . .	71	10	42	74	47	1	7	1
34469	ARCHITECTURAL METAL WORK, NEC.	254	143	13	10	82	2	15	2
	UNDER 500 POUNDS . . . . .	5	4	38	12	1	(Z)	1	(Z)
	500 TO 999 POUNDS . . . . .	4	3	68	41	1	(Z)	(Z)	(Z)
	1,000 TO 4,999 POUNDS . . . . .	16	14	36	22	1	(Z)	2	(Z)
	5,000 TO 9,999 POUNDS . . . . .	18	11	19	25	1	(Z)	3	(Z)
	10,000 TO 19,999 POUNDS . . . . .	50	41	16	19	5	(Z)	2	(Z)
	20,000 TO 29,999 POUNDS . . . . .	32	19	34	44	5	(Z)	-	-
	30,000 TO 59,999 POUNDS . . . . .	55	43	19	30	4	(Z)	6	1
	60,000 TO 89,999 POUNDS . . . . .	2	4	100	100	-	-	-	-
	90,000 POUNDS AND OVER . . . . .	3	2	100	100	-	-	-	-
	SHIPMENT WEIGHT UNKNOWN . . . . .	69	2	51	54	62	1	1	(Z)
34499	MISCELLANEOUS METAL WORK . . . . .	3 703	929	13	17	1 498	56	614	90
	UNDER 500 POUNDS . . . . .	28	4	25	24	18	1	4	1
	500 TO 999 POUNDS . . . . .	36	4	20	20	27	1	4	1
	1,000 TO 4,999 POUNDS . . . . .	251	43	26	23	134	5	41	6
	5,000 TO 9,999 POUNDS . . . . .	191	43	13	24	86	3	48	6
	10,000 TO 19,999 POUNDS . . . . .	521	192	30	49	206	8	49	8
	20,000 TO 29,999 POUNDS . . . . .	425	118	30	41	125	5	50	8
	30,000 TO 59,999 POUNDS . . . . .	1 273	331	19	21	531	19	162	24
	60,000 TO 89,999 POUNDS . . . . .	120	26	26	36	63	2	22	3
	90,000 POUNDS AND OVER . . . . .	457	91	23	19	212	10	76	10
	SHIPMENT WEIGHT UNKNOWN . . . . .	401	77	40	34	97	3	157	23
34492	PREFABRICATED METAL BUILDINGS AND PARTS.	969	434	20	24	207	9	126	18
	UNDER 500 POUNDS . . . . .	2	1	34	39	1	(Z)	1	(Z)
	500 TO 999 POUNDS . . . . .	10	1	65	44	9	(Z)	1	(Z)
	1,000 TO 4,999 POUNDS . . . . .	73	16	28	38	23	1	25	4
	5,000 TO 9,999 POUNDS . . . . .	35	19	32	44	9	(Z)	5	1
	10,000 TO 19,999 POUNDS . . . . .	229	154	52	65	17	1	8	1
	20,000 TO 29,999 POUNDS . . . . .	95	32	29	29	24	1	14	2
	30,000 TO 59,999 POUNDS . . . . .	254	129	24	27	36	1	40	5
	60,000 TO 89,999 POUNDS . . . . .	40	17	46	48	9	(Z)	8	1
	90,000 POUNDS AND OVER . . . . .	105	28	36	30	48	3	12	2
	SHIPMENT WEIGHT UNKNOWN . . . . .	125	37	38	28	33	1	13	2
34499	METAL CONSTRUCTION MATERIALS, NEC.	2 735	495	17	16	1 290	47	488	71
	UNDER 500 POUNDS . . . . .	25	3	28	26	18	1	3	(Z)
	500 TO 999 POUNDS . . . . .	26	3	22	23	18	(Z)	4	1
	1,000 TO 4,999 POUNDS . . . . .	178	27	30	27	111	4	16	2
	5,000 TO 9,999 POUNDS . . . . .	156	24	18	23	77	2	44	6
	10,000 TO 19,999 POUNDS . . . . .	292	38	41	43	189	7	41	6
	20,000 TO 29,999 POUNDS . . . . .	331	87	43	72	101	4	36	6
	30,000 TO 59,999 POUNDS . . . . .	1 019	202	23	22	495	18	122	19
	60,000 TO 89,999 POUNDS . . . . .	80	9	31	35	54	2	14	2
	90,000 POUNDS AND OVER . . . . .	352	63	27	25	164	7	63	8
	SHIPMENT WEIGHT UNKNOWN . . . . .	276	40	47	45	65	2	145	21
3452	BOLTS, NUTS, SCREWS, RIVETS, AND WASHERS *	1 225	411	21	13	384	13	170	25
	UNDER 500 POUNDS . . . . .	118	57	18	21	36	1	10	2
	500 TO 999 POUNDS . . . . .	116	45	21	22	35	1	12	2
	1,000 TO 4,999 POUNDS . . . . .	289	91	28	18	101	3	32	5
	5,000 TO 9,999 POUNDS . . . . .	114	34	39	32	42	1	22	3
	10,000 TO 19,999 POUNDS . . . . .	86	24	28	38	21	(Z)	8	1
	20,000 TO 29,999 POUNDS . . . . .	32	14	27	42	6	(Z)	1	(Z)
	30,000 TO 59,999 POUNDS . . . . .	182	61	65	37	61	2	29	4
	SHIPMENT WEIGHT UNKNOWN . . . . .	288	84	26	27	82	4	54	8
34521	BOLTS, NUTS, SCREWS, RIVETS, AND WASHERS	1 079	367	23	14	328	10	142	21
	UNDER 500 POUNDS . . . . .	107	50	19	22	33	1	9	1
	500 TO 999 POUNDS . . . . .	109	41	22	24	33	1	9	1
	1,000 TO 4,999 POUNDS . . . . .	277	87	29	19	98	3	31	5
	5,000 TO 9,999 POUNDS . . . . .	109	32	42	34	42	1	22	3
	10,000 TO 19,999 POUNDS . . . . .	79	23	28	39	16	(Z)	8	1
	20,000 TO 29,999 POUNDS . . . . .	31	14	30	47	6	(Z)	1	(Z)
	30,000 TO 59,999 POUNDS . . . . .	179	60	67	38	60	2	28	4
	SHIPMENT WEIGHT UNKNOWN . . . . .	186	59	29	30	40	1	34	5
34529	INDUSTRIAL FASTENERS, NEC.	147	44	35	27	56	3	27	4
	UNDER 500 POUNDS . . . . .	11	7	31	27	3	(Z)	1	(Z)
	500 TO 999 POUNDS . . . . .	7	3	40	41	1	(Z)	2	(Z)
	1,000 TO 4,999 POUNDS . . . . .	12	4	49	52	4	(Z)	1	(Z)
	5,000 TO 9,999 POUNDS . . . . .	5	2	42	53	1	(Z)	1	(Z)
	10,000 TO 19,999 POUNDS . . . . .	7	(Z)	68	47	5	(Z)	1	(Z)
	20,000 TO 29,999 POUNDS . . . . .	1	1	84	90	-	-	1	(Z)
	30,000 TO 59,999 POUNDS . . . . .	3	1	46	77	1	(Z)	1	(Z)
	SHIPMENT WEIGHT UNKNOWN . . . . .	101	25	51	46	42	2	20	3
3461	METAL STAMPINGS *	11 748	4 091	8	10	3 517	108	1 618	227
	UNDER 500 POUNDS . . . . .	158	78	19	21	29	1	22	3
	500 TO 999 POUNDS . . . . .	164	59	38	23	54	1	26	4
	1,000 TO 4,999 POUNDS . . . . .	695	226	18	20	205	5	188	25
	5,000 TO 9,999 POUNDS . . . . .	715	175	17	27	269	5	249	33
	10,000 TO 19,999 POUNDS . . . . .	1 128	272	7	14	519	11	203	27
	20,000 TO 29,999 POUNDS . . . . .	1 013	371	10	13	246	9	163	21
	30,000 TO 59,999 POUNDS . . . . .	2 993	1 169	15	18	760	30	372	54
	60,000 TO 89,999 POUNDS . . . . .	1 130	529	32	34	178	9	105	18
	90,000 POUNDS AND OVER . . . . .	646	102	24	37	458	16	43	6
	SHIPMENT WEIGHT UNKNOWN . . . . .	3 105	1 110	9	7	798	21	249	36

TONS (THOUSANDS) AND TON-MILES (MILLIONS) BY DISTANCE OF SHIPMENT--CON.

200 TO 299 MILES		300 TO 499 MILES		500 TO 999 MILES		1,000 TO 1,499 MILES		1,500 MILES AND OVER		MILEAGE UNKNOWN	TCC CODE AND WT.
TONS	TON-MILES	TONS	TON-MILES	TONS	TON-MILES	TONS	TON-MILES	TONS	TON-MILES	TONS	
7	2	6	2	2	1	2	2	4	7		34464
17	5	9	4	18	10	2	2	(Z)	1		5-10
24	6	1	1	-	-	1	1	2	5		10-20
32	8	44	21	5	3	5	5	-	-		20-30
-	-	3	1	-	-	-	-	-	-		30-60
5	1	3	1	7	6	-	-	-	-		60-90
										3	UK
23	6	24	10	45	31	39	46	24	47	3	34469
(Z)	(Z)	(Z)	(Z)	1	1	1	1	1	2		0-.5
(Z)	(Z)	(Z)	(Z)	1	1	(Z)	(Z)	1	1		.5-1
1	(Z)	2	1	2	1	2	3	5	9		1-5
4	1	2	1	3	2	2	3	3	4		5-10
4	1	4	2	16	12	15	18	4	8		10-20
2	(Z)	7	3	10	6	8	10	-	-		20-30
10	2	8	3	8	6	11	13	9	18		30-60
-	-	-	-	-	-	-	-	2	4		60-90
-	-	-	-	3	2	-	-	-	-		90+
1	(Z)	(Z)	(Z)	(Z)	(Z)	(Z)	(Z)	-	-		UK
385	93	588	226	440	314	84	99	22	51	72	34449
1	(Z)	2	1	1	1	(Z)	(Z)	(Z)	1		0-.5
2	1	1	(Z)	1	1	(Z)	(Z)	(Z)	1		.5-1
34	8	24	9	15	10	2	3	1	3		1-5
12	3	19	8	21	15	2	2	4	8		5-10
42	10	27	10	189	145	5	6	2	5		10-20
25	6	190	74	32	20	4	4	(Z)	1		20-30
221	54	182	69	116	78	50	61	11	25		30-60
-	-	26	11	9	7	-	-	-	2		60-90
33	7	88	31	45	29	3	3	-	-		90+
14	3	30	12	10	8	18	20	3	7		UK
90	21	135	54	308	229	44	52	22	50	37	34492
(Z)	(Z)	(Z)	(Z)	(Z)	(Z)	(Z)	(Z)	(Z)	(Z)		0-.5
(Z)	(Z)	(Z)	(Z)	(Z)	(Z)	-	-	(Z)	(Z)		.5-1
18	4	2	1	4	2	1	1	1	3		1-5
2	1	5	2	10	7	2	2	4	8		5-10
10	2	9	4	177	135	5	6	2	5		10-20
13	3	16	6	23	15	3	3	(Z)	1		20-30
37	9	46	19	66	47	19	24	11	25		30-60
-	-	16	8	6	5	-	-	-	2		60-90
-	-	27	10	14	11	3	3	-	-		90+
8	2	12	5	8	7	12	14	3	6		UK
295	71	454	172	131	85	41	47	(Z)	(Z)	36	34499
1	(Z)	2	1	1	1	(Z)	(Z)	(Z)	(Z)		0-.5
2	1	(Z)	(Z)	1	1	(Z)	(Z)	(Z)	(Z)		.5-1
15	4	22	8	11	7	2	2	-	-		1-5
10	2	15	6	11	8	-	-	-	-		5-10
31	8	18	6	13	10	-	-	-	-		10-20
11	3	174	68	8	6	1	1	-	-		20-30
185	45	135	50	51	31	32	37	-	-		30-60
-	-	9	4	3	2	-	-	-	-		60-90
33	7	61	22	31	18	-	-	-	-		90+
6	2	17	7	1	1	6	6	(Z)	(Z)		UK
164	41	207	82	242	169	15	19	30	62	13	34521
13	3	17	6	27	20	5	6	9	19		0-.5
19	5	17	6	26	19	4	4	4	7		.5-1
43	11	56	22	48	35	3	4	6	12	(Z)	1-5
9	2	19	9	17	11	1	1	3	6		5-10
25	6	7	3	23	13	-	-	-	-		10-20
7	2	1	1	14	11	-	-	(Z)	1		20-30
10	2	26	10	50	34	1	1	3	8		30-60
37	9	63	25	36	26	2	2	5	10		UK
148	37	180	71	230	160	12	15	26	53	13	34521
12	3	16	6	24	18	4	5	7	16		0-.5
19	5	16	6	25	18	4	4	3	6		.5-1
41	10	53	21	46	33	3	3	3	12	(Z)	1-5
8	2	17	7	16	11	1	1	3	6		5-10
25	6	6	2	23	13	-	-	-	-		10-20
7	2	1	1	14	11	-	-	-	-		20-30
10	2	26	10	50	34	-	-	3	8		30-60
25	6	44	17	31	22	1	1	3	6		UK
16	4	27	11	12	9	3	4	5	9		34529
1	(Z)	1	(Z)	3	2	1	1	2	3		0-.5
(Z)	(Z)	1	(Z)	1	1	(Z)	(Z)	1	1		.5-1
2	1	3	1	3	2	(Z)	(Z)	(Z)	(Z)		1-5
1	(Z)	3	1	(Z)	(Z)	(Z)	(Z)	-	-		5-10
(Z)	(Z)	-	(Z)	-	-	-	-	-	-		10-20
-	-	-	-	-	-	-	-	(Z)	1		20-30
-	-	-	-	-	-	1	1	-	-		30-60
12	3	19	8	5	4	1	1	2	4		UK
1 821	446	2 019	837	1 979	1 228	161	185	548	1 060	85	3461
21	5	28	12	39	26	7	8	12	23		0-.5
17	4	13	5	45	30	5	6	4	9		.5-1
76	19	67	27	112	73	12	13	35	63		1-5
38	10	31	13	91	56	11	12	26	45		5-10
73	18	160	66	141	90	5	5	28	54		10-20
146	35	212	89	191	116	10	11	44	90		20-30
556	134	501	213	603	366	25	26	176	346		30-60
276	70	165	75	284	165	64	76	58	117		60-90
51	13	58	25	24	17	-	-	13	25		90+
568	138	783	314	448	288	23	27	152	288	84	UK

BUREAU OF THE CENSUS

TABLE 3. SHIPMENTS BY MANUFACTURING ESTABLISHMENTS--COMMODITIES AND WEIGHT OF SHIPMENT BY DISTANCE SHIPPED: 1977--CON.

TCC CODE	COMMODITY AND WEIGHT OF SHIPMENT	ALL SHIPMENTS				TONS (THOUSANDS) AND TON-MILES (MILLIONS) BY DISTANCE OF SHIPMENT			
		TONS (THOU- SANDS) (A)	TON-MILES (MIL- LIONS) (B)	STANDARD ERROR (PERCENT) FOR COLUMNS--		UNDER 100 MILES		100 TO 199 MILES	
				(A)	(B)	TONS	TON- MILES	TONS	TON- MILES
34611	VITREOUS ENAMELED METAL PRODUCTS . . . . .	295	101	40	48	105	3	5	1
	UNDER 500 POUNDS . . . . .	6	(2)	95	31	6	(2)	(2)	(2)
	500 TO 999 POUNDS . . . . .	27	1	98	41	26	(2)	(2)	(2)
	1,000 TO 4,999 POUNDS . . . . .	4	1	80	79	2	(2)	(2)	(2)
	5,000 TO 9,999 POUNDS . . . . .	4	1	87	87	2	(2)	-	-
	10,000 TO 19,999 POUNDS . . . . .	11	6	53	64	3	(2)	(2)	(2)
	20,000 TO 29,999 POUNDS . . . . .	12	2	47	50	5	(2)	4	1
	30,000 TO 59,999 POUNDS . . . . .	22	5	13	26	14	1	1	(2)
	SHIPMENT WEIGHT UNKNOWN . . . . .	209	85	56	70	48	2	-	-
34612	STAMPEO AND SPUN HOSPITAL UTENSILS . . . . .	138	59	14	22	50	2	14	2
	UNDER 500 POUNDS . . . . .	15	10	15	11	1	(2)	2	(2)
	500 TO 999 POUNDS . . . . .	8	7	30	36	(2)	(2)	(2)	(2)
	1,000 TO 4,999 POUNDS . . . . .	18	12	17	21	2	(2)	2	(2)
	5,000 TO 9,999 POUNDS . . . . .	7	4	56	61	(2)	(2)	-	-
	10,000 TO 19,999 POUNDS . . . . .	26	6	50	76	20	1	(2)	(2)
	20,000 TO 29,999 POUNDS . . . . .	2	(2)	100	100	2	(2)	-	-
	SHIPMENT WEIGHT UNKNOWN . . . . .	63	20	28	77	25	(2)	10	2
34613	AUTOMOBILE STAMPINGS . . . . .	9 439	3 273	10	12	2 635	84	1 432	199
	UNDER 500 POUNDS . . . . .	54	27	46	52	4	(2)	11	2
	500 TO 999 POUNDS . . . . .	71	42	27	42	7	(2)	22	3
	1,000 TO 4,999 POUNDS . . . . .	387	121	24	32	72	1	150	20
	5,000 TO 9,999 POUNDS . . . . .	527	186	15	26	186	3	227	30
	10,000 TO 19,999 POUNDS . . . . .	863	165	7	15	419	7	187	24
	20,000 TO 29,999 POUNDS . . . . .	861	320	11	14	198	7	149	20
	30,000 TO 59,999 POUNDS . . . . .	2 575	1 034	16	20	632	26	335	48
	60,000 TO 89,999 POUNDS . . . . .	1 042	481	33	36	159	9	105	18
	90,000 POUNDS AND OVER . . . . .	505	87	27	44	336	15	43	6
	SHIPMENT WEIGHT UNKNOWN . . . . .	2 555	913	10	7	623	17	204	29
34614	METAL CLOSURES . . . . .	444	200	20	24	95	3	49	7
	UNDER 500 POUNDS . . . . .	3	2	55	74	(2)	(2)	(2)	(2)
	500 TO 999 POUNDS . . . . .	3	2	29	27	1	(2)	(2)	(2)
	1,000 TO 4,999 POUNDS . . . . .	27	10	19	25	8	(2)	3	(2)
	5,000 TO 9,999 POUNDS . . . . .	46	14	26	29	23	1	3	1
	10,000 TO 19,999 POUNDS . . . . .	47	20	18	30	13	1	6	1
	20,000 TO 29,999 POUNDS . . . . .	40	21	23	40	6	(2)	1	(2)
	30,000 TO 59,999 POUNDS . . . . .	180	74	36	42	42	1	26	4
	60,000 TO 89,999 POUNDS . . . . .	4	3	72	83	-	-	-	-
	90,000 POUNDS AND OVER . . . . .	19	13	46	49	-	-	-	-
	SHIPMENT WEIGHT UNKNOWN . . . . .	75	41	9	11	3	(2)	8	1
34616	DISPENSERS: NAPKIN, TISSUE, TOWEL, ETC. . . . .	1	1	47	53	(2)	(2)	(2)	(2)
	UNDER 500 POUNDS . . . . .	1	(2)	44	42	(2)	(2)	(2)	(2)
	500 TO 999 POUNDS . . . . .	(2)	(2)	100	100	-	-	-	-
	1,000 TO 4,999 POUNDS . . . . .	(2)	(2)	100	100	-	-	-	-
	SHIPMENT WEIGHT UNKNOWN . . . . .	(2)	(2)	100	100	-	-	-	-
34619	METAL STAMPINGS, NEC . . . . .	1 350	406	23	20	619	17	118	17
	UNDER 500 POUNDS . . . . .	60	28	26	30	16	(2)	9	1
	500 TO 999 POUNDS . . . . .	38	17	32	37	13	(2)	3	(2)
	1,000 TO 4,999 POUNDS . . . . .	242	57	36	34	122	3	33	5
	5,000 TO 9,999 POUNDS . . . . .	128	51	56	63	56	1	18	2
	10,000 TO 19,999 POUNDS . . . . .	179	75	31	28	64	2	9	1
	20,000 TO 29,999 POUNDS . . . . .	95	25	43	35	36	2	10	1
	30,000 TO 59,999 POUNDS . . . . .	215	56	16	16	72	3	10	1
	60,000 TO 89,999 POUNDS . . . . .	84	45	72	92	18	(2)	-	-
	90,000 POUNDS AND OVER . . . . .	122	1	49	49	122	1	-	-
	SHIPMENT WEIGHT UNKNOWN . . . . .	186	51	32	55	99	2	26	4
3481	MISCELLANEOUS FABRICATED WIRE PRODUCTS * . . . . .	3 023	1 093	13	14	819	26	509	77
	UNDER 500 POUNDS . . . . .	117	39	17	19	54	2	14	2
	500 TO 999 POUNDS . . . . .	159	60	26	22	35	1	60	10
	1,000 TO 4,999 POUNDS . . . . .	469	123	18	19	224	5	65	10
	5,000 TO 9,999 POUNDS . . . . .	306	70	23	27	148	5	49	7
	10,000 TO 19,999 POUNDS . . . . .	373	136	20	30	62	3	85	13
	20,000 TO 29,999 POUNDS . . . . .	334	138	26	31	79	3	60	9
	30,000 TO 59,999 POUNDS . . . . .	793	336	20	23	102	4	127	20
	60,000 TO 89,999 POUNDS . . . . .	10	6	50	44	-	-	-	-
	90,000 POUNDS AND OVER . . . . .	23	12	47	33	1	(2)	-	-
	SHIPMENT WEIGHT UNKNOWN . . . . .	440	174	19	14	115	3	50	7
34812	WIRE SPRINGS . . . . .	504	164	19	30	139	5	62	9
	UNDER 500 POUNDS . . . . .	17	4	21	23	8	(2)	3	(2)
	500 TO 999 POUNDS . . . . .	13	3	26	28	6	(2)	2	(2)
	1,000 TO 4,999 POUNDS . . . . .	71	14	28	28	34	1	10	2
	5,000 TO 9,999 POUNDS . . . . .	61	10	46	45	30	1	9	1
	10,000 TO 19,999 POUNDS . . . . .	97	30	37	41	10	(2)	18	2
	20,000 TO 29,999 POUNDS . . . . .	72	46	57	69	6	(2)	2	(2)
	30,000 TO 59,999 POUNDS . . . . .	60	29	23	28	4	(2)	5	1
	SHIPMENT WEIGHT UNKNOWN . . . . .	112	28	41	29	41	1	12	2
34813	WIRE FENCING, FENCE POSTS, AND GATES . . . . .	1 021	334	37	36	305	10	170	25
	UNDER 500 POUNDS . . . . .	27	4	40	51	16	(2)	5	1
	500 TO 999 POUNDS . . . . .	23	2	36	38	16	1	4	(2)
	1,000 TO 4,999 POUNDS . . . . .	131	28	49	60	79	2	21	3
	5,000 TO 9,999 POUNDS . . . . .	126	25	57	62	77	3	15	2
	10,000 TO 19,999 POUNDS . . . . .	104	32	47	48	12	1	31	5
	20,000 TO 29,999 POUNDS . . . . .	136	32	31	28	45	2	27	4
	30,000 TO 59,999 POUNDS . . . . .	400	164	40	50	52	2	65	10
	SHIPMENT WEIGHT UNKNOWN . . . . .	74	48	25	25	8	(2)	2	(2)
34814	WIRE CLOTH AND OTHER WOVEN WIRE PRODUCTS . . . . .	183	74	24	28	58	1	12	2
	UNDER 500 POUNDS . . . . .	12	6	44	51	3	(2)	1	(2)
	500 TO 999 POUNDS . . . . .	6	4	42	48	2	(2)	(2)	(2)
	1,000 TO 4,999 POUNDS . . . . .	24	9	54	58	2	(2)	2	(2)



TONS (THOUSANDS) AND TON-MILES (MILLIONS) BY DISTANCE OF SHIPMENT--CON.

200 TO 299 MILES		300 TO 499 MILES		500 TO 999 MILES		1,000 TO 1,499 MILES		1,500 MILES AND OVER		MILEAGE UNKNOWN	TCC CODE AND WT.
TONS	TON-MILES	TONS	TON-MILES	TONS	TON-MILES	TONS	TON-MILES	TONS	TON-MILES	TONS	
15	4	43	15	88	57	12	14	4	7	22	34611
(Z)	(Z)	(Z)	(Z)	(Z)	(Z)	(Z)	(Z)	(Z)	(Z)	-	0-.5
(Z)	(Z)	(Z)	(Z)	(Z)	(Z)	(Z)	(Z)	(Z)	(Z)	-	.5-1
(Z)	(Z)	(Z)	(Z)	(Z)	(Z)	(Z)	(Z)	(Z)	(Z)	-	1-5
1	1	1	1	1	1	-	-	-	-	-	5-10
4	1	2	1	(Z)	(Z)	-	-	2	4	-	10-20
1	(Z)	(Z)	(Z)	1	1	1	1	-	-	-	20-30
-	-	5	2	2	2	1	1	-	-	-	30-60
8	2	35	13	83	54	11	12	2	3	22	UK
8	2	19	7	35	26	4	4	8	16	-	34612
1	(Z)	3	1	5	4	1	1	2	3	-	0-.5
(Z)	(Z)	2	1	5	4	(Z)	(Z)	1	2	-	.5-1
1	(Z)	4	2	5	4	1	1	3	5	-	1-5
2	(Z)	-	-	5	3	-	-	-	-	-	5-10
-	-	-	-	5	4	(Z)	(Z)	-	-	-	10-20
-	-	-	-	-	-	-	-	-	-	-	20-30
4	1	10	3	9	6	2	2	3	5	-	UK
1 619	396	1 652	702	1 546	925	69	82	453	886	34	34613
7	2	17	7	13	9	1	1	(Z)	1	-	0-.5
13	3	1	1	26	16	3	3	1	2	-	.5-1
44	11	29	11	73	46	5	6	13	25	-	1-5
16	4	13	5	73	43	4	4	7	14	1	5-10
60	15	100	43	82	49	3	4	11	23	-	10-20
123	30	181	78	163	94	6	7	42	86	-	20-30
514	124	379	171	533	318	14	14	168	332	-	30-60
247	62	161	73	281	163	30	40	58	117	-	60-90
51	13	54	23	10	6	-	-	25	25	-	90+
544	132	717	290	293	181	2	2	139	263	33	UK
53	13	89	33	118	87	20	22	19	36	2	34614
(Z)	(Z)	(Z)	(Z)	(Z)	(Z)	2	2	(Z)	(Z)	-	0-.5
(Z)	(Z)	(Z)	(Z)	1	1	(Z)	(Z)	(Z)	1	-	.5-1
3	1	8	3	4	3	1	1	1	2	-	1-5
5	1	5	2	6	4	2	2	2	3	-	5-10
6	1	9	3	10	7	1	1	3	6	-	10-20
6	1	14	5	11	9	(Z)	(Z)	2	4	-	20-30
24	6	32	12	38	27	10	11	8	14	-	30-60
-	-	1	(Z)	3	3	-	-	-	-	-	60-90
-	-	5	1	15	11	-	-	-	-	-	90+
9	2	14	6	31	21	4	4	3	6	2	UK
(Z)	(Z)	(Z)	(Z)	(Z)	(Z)	(Z)	(Z)	(Z)	(Z)	-	34616
(Z)	(Z)	(Z)	(Z)	(Z)	(Z)	(Z)	(Z)	(Z)	(Z)	-	0-.5
-	-	-	-	(Z)	(Z)	-	-	-	-	-	.5-1
-	-	-	-	-	-	-	-	(Z)	(Z)	-	1-5
-	-	(Z)	(Z)	-	-	-	-	(Z)	(Z)	-	UK
121	30	208	77	175	123	54	59	46	84	8	34619
10	2	7	3	11	8	3	4	5	10	-	0-.5
3	1	9	4	5	4	2	2	2	5	-	.5-1
27	7	22	9	28	19	5	5	5	9	-	1-5
13	3	12	5	7	5	5	6	17	28	-	5-10
3	1	47	18	44	30	-	-	12	22	-	10-20
16	4	17	6	17	12	-	-	-	-	-	20-30
18	4	85	28	31	20	-	-	-	-	-	30-60
29	8	4	1	-	-	34	35	-	-	-	60-90
-	-	-	-	-	-	-	-	-	-	-	90+
3	1	7	3	33	25	5	6	5	10	8	UK
439	116	539	212	497	334	103	126	105	203	11	3481
9	2	9	4	22	14	5	6	5	10	-	0-.5
6	1	13	5	25	23	5	6	6	14	-	.5-1
50	13	49	19	54	38	18	18	11	20	1	1-5
35	9	31	12	29	20	11	13	2	4	-	5-10
72	19	78	30	58	39	9	9	9	22	-	10-20
28	7	84	31	53	33	3	4	26	50	-	20-30
170	47	182	75	150	99	38	48	25	43	-	30-60
(Z)	(Z)	4	2	4	3	(Z)	(Z)	(Z)	1	-	60-90
6	2	6	2	9	7	1	1	(Z)	1	-	90+
62	16	82	32	84	60	16	20	20	38	10	UK
83	22	112	43	90	57	1	2	14	26	2	34812
2	1	1	(Z)	2	2	1	1	(Z)	(Z)	-	0-.5
1	(Z)	1	(Z)	2	1	(Z)	(Z)	(Z)	(Z)	-	.5-1
11	3	9	4	6	4	(Z)	(Z)	(Z)	1	-	1-5
14	3	6	2	2	1	-	-	(Z)	1	-	5-10
30	8	19	8	20	11	-	-	-	-	-	10-20
5	1	29	11	19	11	-	-	12	22	-	20-30
9	3	13	4	28	20	-	-	1	1	-	30-60
11	3	33	13	11	7	(Z)	(Z)	1	1	2	UK
207	56	163	66	105	71	32	42	37	63	1	34813
2	(Z)	1	(Z)	2	1	1	1	-	-	-	0-.5
(Z)	(Z)	1	(Z)	1	(Z)	(Z)	(Z)	-	-	-	.5-1
6	2	7	2	10	7	5	7	2	4	-	1-5
10	3	8	3	10	6	7	8	-	-	-	5-10
22	6	30	11	8	7	1	1	1	1	-	10-20
15	4	38	14	8	5	1	1	2	3	-	20-30
138	39	73	33	34	22	17	25	20	34	-	30-60
15	4	5	2	33	22	-	-	12	20	1	UK
23	6	34	14	37	28	12	14	5	10	2	34814
2	(Z)	2	1	2	2	1	1	1	1	-	0-.5
(Z)	(Z)	1	-	1	-	-	-	1	2	-	.5-1
11	3	5	2	1	1	3	3	(Z)	(Z)	-	1-5

BUREAU OF THE CENSUS

TABLE 3. SHIPMENTS BY MANUFACTURING ESTABLISHMENTS--COMMODITIES AND WEIGHT OF SHIPMENT BY DISTANCE SHIPPED 1977--CON.

TCC CODE	COMMODITY AND WEIGHT OF SHIPMENT	ALL SHIPMENTS				TONS (THOUSANDS) AND TON-MILES (MILLIONS) BY DISTANCE OF SHIPMENT			
		TONS (THOU- SANDS) (A)	TON-MILES (MIL- LIONS) (B)	STANDARD ERROR (PERCENT) FOR COLUMNS--		UNDER 100 MILES		100 TO 199 MILES	
				(A)	(B)	TONS	TON- MILES	TONS	TON- MILES
34814	WIRE CLOTH AND OTHER WOVEN WIRE PRODUCTS								
	5,000 TO 9,999 POUNDS . . . . .	10	1	54	94	9	(Z)	(Z)	(Z)
	10,000 TO 19,999 POUNDS . . . . .	9	3	55	52	-	-	-	-
	20,000 TO 29,999 POUNDS . . . . .	7	1	73	93	6	(Z)	-	-
	30,000 TO 59,999 POUNDS . . . . .	6	4	52	44	-	-	-	-
	60,000 TO 89,999 POUNDS . . . . .	2	2	26	32	-	-	-	-
	90,000 POUNDS AND OVER . . . . .	14	10	19	24	1	(Z)	-	-
	SHIPMENT WEIGHT UNKNOWN . . . . .	91	35	48	55	36	(Z)	8	1
34815	WIRE CHAIN . . . . .	108	70	23	20	7	(Z)	18	3
	UNDER 500 POUNDS . . . . .	4	3	23	17	1	(Z)	(Z)	(Z)
	500 TO 999 POUNDS . . . . .	10	9	14	23	(Z)	(Z)	1	(Z)
	1,000 TO 4,999 POUNDS . . . . .	17	11	26	28	3	(Z)	1	(Z)
	5,000 TO 9,999 POUNDS . . . . .	2	1	72	70	-	-	-	-
	20,000 TO 29,999 POUNDS . . . . .	18	15	85	72	-	-	-	-
	30,000 TO 59,999 POUNDS . . . . .	10	2	100	100	-	-	10	2
	SHIPMENT WEIGHT UNKNOWN . . . . .	47	30	41	38	3	(Z)	6	1
34816	BARBED AND TWISTED WIRE . . . . .	101	33	42	26	26	1	19	3
	UNDER 500 POUNDS . . . . .	(Z)	(Z)	69	72	(Z)	(Z)	-	-
	500 TO 999 POUNDS . . . . .	3	(Z)	100	100	3	(Z)	-	-
	1,000 TO 4,999 POUNDS . . . . .	11	4	29	31	1	(Z)	3	(Z)
	5,000 TO 9,999 POUNDS . . . . .	17	6	25	22	3	(Z)	4	1
	10,000 TO 19,999 POUNDS . . . . .	22	5	61	44	8	(Z)	7	1
	20,000 TO 29,999 POUNDS . . . . .	9	2	63	45	5	(Z)	-	-
	30,000 TO 59,999 POUNDS . . . . .	33	15	57	68	4	(Z)	5	(Z)
	SHIPMENT WEIGHT UNKNOWN . . . . .	5	1	64	62	2	(Z)	-	-
34817	WELOED WIRE FABRIC AND MESH . . . . .	401	126	24	27	94	4	103	16
	UNDER 500 POUNDS . . . . .	3	(Z)	66	94	3	(Z)	(Z)	(Z)
	500 TO 999 POUNDS . . . . .	52	9	93	95	1	(Z)	49	8
	1,000 TO 4,999 POUNDS . . . . .	21	6	38	32	9	(Z)	7	1
	5,000 TO 9,999 POUNDS . . . . .	16	3	57	80	14	(Z)	-	-
	10,000 TO 19,999 POUNDS . . . . .	45	10	34	31	12	1	12	1
	20,000 TO 29,999 POUNDS . . . . .	38	8	52	63	15	(Z)	6	1
	30,000 TO 59,999 POUNDS . . . . .	177	69	33	33	35	2	24	4
	60,000 TO 89,999 POUNDS . . . . .	6	3	73	69	-	-	-	-
	90,000 POUNDS AND OVER . . . . .	4	1	100	100	-	-	-	-
	SHIPMENT WEIGHT UNKNOWN . . . . .	40	17	16	23	5	(Z)	4	1
34819	FABRICATED WIRE PRODUCTS, NEC. . . . .	704	291	15	24	191	4	125	19
	UNDER 500 POUNDS . . . . .	53	21	26	29	23	1	4	1
	500 TO 999 POUNDS . . . . .	52	34	35	35	5	(Z)	3	(Z)
	1,000 TO 4,999 POUNDS . . . . .	193	52	32	31	96	1	21	3
	5,000 TO 9,999 POUNDS . . . . .	74	24	29	36	16	(Z)	21	3
	10,000 TO 19,999 POUNDS . . . . .	56	28	54	20	1	16	3	
	20,000 TO 29,999 POUNDS . . . . .	54	33	44	45	2	(Z)	25	4
	30,000 TO 59,999 POUNDS . . . . .	106	53	31	37	8	(Z)	17	3
	60,000 TO 89,999 POUNDS . . . . .	1	1	100	100	-	-	-	-
	90,000 POUNDS AND OVER . . . . .	4	1	100	100	-	-	-	-
	SHIPMENT WEIGHT UNKNOWN . . . . .	72	15	69	61	20	1	18	2
349	MISCELLANEOUS FABRICATED METAL PRODUCTS . . . . .	15 002	3 992	29	10	7 245	192	1 702	244
	UNDER 500 POUNDS . . . . .	499	195	9	15	195	5	44	7
	500 TO 999 POUNDS . . . . .	451	147	20	18	202	4	36	5
	1,000 TO 4,999 POUNDS . . . . .	1 711	581	13	19	782	20	168	25
	5,000 TO 9,999 POUNDS . . . . .	1 752	297	28	19	1 201	51	193	25
	10,000 TO 19,999 POUNDS . . . . .	1 854	476	28	31	827	28	249	35
	20,000 TO 29,999 POUNDS . . . . .	844	432	22	36	185	5	108	15
	30,000 TO 59,999 POUNDS . . . . .	3 574	1 022	33	16	1 353	39	549	81
	60,000 TO 89,999 POUNDS . . . . .	506	105	61	32	234	5	107	16
	90,000 POUNDS AND OVER . . . . .	1 278	228	83	42	850	16	77	11
	SHIPMENT WEIGHT UNKNOWN . . . . .	2 535	508	17	16	1 415	18	172	24
3491	METAL SHIPPING CONTAINERS . . . . .	1 758	247	22	15	1 027	48	348	50
	UNDER 500 POUNDS . . . . .	4	1	23	36	2	(Z)	(Z)	(Z)
	500 TO 999 POUNDS . . . . .	9	2	23	24	3	(Z)	2	(Z)
	1,000 TO 4,999 POUNDS . . . . .	117	14	16	13	84	3	17	2
	5,000 TO 9,999 POUNDS . . . . .	706	59	51	46	600	32	59	8
	10,000 TO 19,999 POUNDS . . . . .	650	120	13	14	266	13	193	28
	20,000 TO 29,999 POUNDS . . . . .	91	27	32	37	9	(Z)	54	8
	30,000 TO 59,999 POUNDS . . . . .	39	13	51	55	6	(Z)	3	(Z)
	60,000 TO 89,999 POUNDS . . . . .	30	2	50	86	14	(Z)	16	2
	90,000 POUNDS AND OVER . . . . .	29	3	59	85	17	(Z)	-	-
	SHIPMENT WEIGHT UNKNOWN . . . . .	84	7	40	74	25	1	3	(Z)
34912	STEEL SHIPPING PAILS, BARRELS, DRUMS, AND KEGS . . . . .	1 710	244	22	15	989	47	340	48
	UNDER 500 POUNDS . . . . .	4	1	24	37	2	(Z)	(Z)	(Z)
	500 TO 999 POUNDS . . . . .	8	2	24	25	3	(Z)	2	(Z)
	1,000 TO 4,999 POUNDS . . . . .	116	13	16	13	83	3	17	2
	5,000 TO 9,999 POUNDS . . . . .	678	58	53	46	574	31	58	8
	10,000 TO 19,999 POUNDS . . . . .	632	118	13	15	256	12	186	27
	20,000 TO 29,999 POUNDS . . . . .	91	27	32	37	9	(Z)	54	8
	30,000 TO 59,999 POUNDS . . . . .	39	13	51	55	6	(Z)	3	(Z)
	60,000 TO 89,999 POUNDS . . . . .	30	2	50	86	14	(Z)	16	2
	90,000 POUNDS AND OVER . . . . .	29	3	59	85	17	(Z)	-	-
	SHIPMENT WEIGHT UNKNOWN . . . . .	83	7	40	74	25	1	3	(Z)
34921	METAL SAFES AND VAULTS * . . . . .	384	141	80	71	15	1	117	16
	UNDER 500 POUNDS . . . . .	42	25	91	91	5	(Z)	1	(Z)
	500 TO 999 POUNDS . . . . .	45	19	89	83	7	(Z)	5	1
	1,000 TO 4,999 POUNDS . . . . .	192	73	84	75	2	(Z)	32	5
	5,000 TO 9,999 POUNDS . . . . .	81	13	92	74	1	(Z)	74	9
	10,000 TO 19,999 POUNDS . . . . .	7	3	44	47	(Z)	(Z)	1	(Z)
	20,000 TO 29,999 POUNDS . . . . .	11	5	69	75	-	-	4	1
	30,000 TO 59,999 POUNDS . . . . .	6	3	100	100	-	-	-	-
	60,000 TO 89,999 POUNDS . . . . .	1	-	-	-	-	-	-	-
	SHIPMENT WEIGHT UNKNOWN . . . . .	1	-	100	-	-	-	-	-

TONS (THOUSANDS) AND TON-MILES (MILLIONS) BY DISTANCE OF SHIPMENT--CON.

200 TO 299 MILES		300 TO 499 MILES		500 TO 999 MILES		1,000 TO 1,499 MILES		1,500 MILES AND OVER		MILEAGE UNKNOWN	TCC CODE AND WT.
TONS	TON-MILES	TONS	TON-MILES	TONS	TON-MILES	TONS	TON-MILES	TONS	TON-MILES	TONS	
(Z)	(Z)	(Z)	(Z)	(Z)	(Z)	-	-	-	-	-	34814
4	1	5	2	1	1	-	-	-	-	-	5-10
-	-	-	-	2	1	-	-	-	-	-	10-20
-	-	4	2	2	1	(Z)	(Z)	(Z)	1	-	20-30
(Z)	(Z)	(Z)	(Z)	1	1	(Z)	(Z)	(Z)	1	-	30-60
2	(Z)	2	1	9	7	1	1	(Z)	1	-	60-90
4	1	14	6	18	14	7	8	2	5	2	90+
11	3	17	7	34	23	8	9	13	25	1	34815
(Z)	(Z)	1	(Z)	(Z)	(Z)	(Z)	1	1	2	-	0-.5
1	(Z)	2	1	3	2	1	1	2	4	-	.5-1
3	1	1	(Z)	7	5	1	2	2	3	-	1-5
-	-	1	-	14	8	-	-	-	4	-	5-10
-	-	-	-	14	8	-	-	-	7	-	10-20
6	2	12	5	9	6	5	6	4	10	1	20-30
7	2	20	8	27	17	1	2	1	1	(Z)	34816
-	-	-	-	-	-	-	-	-	-	-	0-.5
-	-	-	-	-	-	-	-	-	-	-	.5-1
1	(Z)	3	1	4	2	-	-	(Z)	(Z)	-	1-5
1	(Z)	6	3	1	1	1	1	1	1	-	5-10
2	(Z)	3	1	2	2	(Z)	1	-	-	-	10-20
1	(Z)	3	1	1	(Z)	-	-	-	-	-	20-30
-	-	5	2	20	12	-	-	-	-	-	30-60
3	1	-	-	-	-	-	-	-	-	(Z)	UK
43	11	83	33	66	47	4	5	6	11	1	34817
(Z)	(Z)	(Z)	(Z)	(Z)	(Z)	(Z)	(Z)	(Z)	(Z)	-	0-.5
(Z)	(Z)	-	-	(Z)	(Z)	(Z)	(Z)	-	-	-	.5-1
(Z)	(Z)	1	(Z)	3	2	(Z)	(Z)	1	1	-	1-5
1	(Z)	(Z)	(Z)	(Z)	(Z)	-	-	1	2	-	5-10
7	2	12	4	1	1	(Z)	1	-	-	-	10-20
2	(Z)	10	4	5	3	-	-	-	-	-	20-30
23	6	49	20	42	29	1	1	4	8	-	30-60
-	-	4	2	2	2	-	-	-	-	-	60-90
-	-	4	1	-	-	-	-	-	-	-	90+
10	3	3	2	13	9	3	3	-	-	1	UK
64	16	109	41	138	91	44	52	30	67	3	34819
3	1	4	1	14	9	2	2	3	6	-	0-.5
3	1	7	3	27	17	3	4	4	8	-	.5-1
18	5	23	9	24	17	5	6	5	10	1	1-5
8	2	10	4	15	10	3	3	1	1	-	5-10
7	2	10	4	26	17	8	8	8	21	-	10-20
6	1	3	1	6	4	3	4	9	18	-	20-30
1	(Z)	38	13	24	14	19	22	6	-	-	30-60
-	-	-	-	1	1	-	-	-	-	-	60-90
4	1	-	-	-	-	-	-	-	-	-	90+
13	3	14	5	1	1	2	3	1	2	3	UK
1 720	419	1 638	641	1 831	1 297	442	524	338	676	87	349
43	10	73	29	89	63	33	38	22	43	(Z)	0-.5
71	18	38	16	70	50	18	21	14	32	-	.5-1
142	35	252	103	226	160	59	71	82	167	-	1-5
92	22	81	32	139	95	25	30	22	42	-	5-10
191	46	243	92	291	189	21	24	32	62	-	10-20
91	23	96	36	293	249	44	54	27	50	-	20-30
656	157	495	190	306	221	133	164	81	170	-	30-60
47	12	54	21	48	29	14	16	2	5	-	60-90
111	26	71	30	101	57	52	59	14	29	1	90+
276	68	235	93	268	183	42	46	41	76	87	UK
142	34	119	45	80	56	5	6	4	8	35	3491
(Z)	(Z)	1	(Z)	(Z)	(Z)	(Z)	(Z)	-	-	-	0-.5
(Z)	(Z)	2	1	1	1	(Z)	(Z)	-	-	-	.5-1
5	1	5	2	3	2	1	1	1	2	-	1-5
21	5	16	6	6	4	2	2	1	2	-	5-10
69	17	76	29	43	30	2	2	1	2	-	10-20
3	1	10	4	14	11	-	-	1	2	-	20-30
14	3	5	2	11	8	-	-	-	-	-	30-60
-	-	-	-	-	-	-	-	-	-	-	60-90
10	2	2	1	-	-	-	-	-	-	-	90+
20	5	(Z)	(Z)	(Z)	(Z)	-	-	(Z)	(Z)	35	UK
141	34	117	44	80	56	5	6	4	8	35	34912
(Z)	(Z)	1	(Z)	(Z)	(Z)	(Z)	(Z)	-	-	-	0-.5
(Z)	(Z)	2	1	1	1	(Z)	(Z)	-	-	-	.5-1
5	1	5	2	3	2	1	1	1	2	-	1-5
21	5	16	6	6	4	2	2	1	2	-	5-10
69	17	75	28	43	30	2	2	1	2	-	10-20
3	1	10	4	14	11	-	-	1	2	-	20-30
14	3	5	2	11	8	-	-	-	-	-	30-60
-	-	-	-	-	-	-	-	-	-	-	60-90
10	2	2	1	-	-	-	-	-	-	-	90+
20	5	(Z)	(Z)	(Z)	(Z)	-	-	(Z)	(Z)	35	UK
63	16	120	50	54	37	5	6	9	15	1	34921
4	1	18	7	6	6	3	3	5	7	-	0-.5
16	4	1	(Z)	15	11	1	1	(Z)	1	-	.5-1
43	11	95	40	15	10	1	1	3	6	-	1-5
-	-	1	(Z)	5	3	-	-	(Z)	1	-	5-10
-	-	3	1	3	1	-	-	(Z)	1	-	10-20
-	-	3	1	4	3	-	-	-	-	-	30-60
-	-	-	-	6	3	-	-	-	-	-	60-90
-	-	-	-	-	-	-	-	-	-	1	UK

BUREAU OF THE CENSUS



TABLE 3. SHIPMENTS BY MANUFACTURING ESTABLISHMENTS--COMMODITIES AND WEIGHT OF SHIPMENT BY DISTANCE SHIPPED: 1977--CON.

TCC CODE	COMMODITY AND WEIGHT OF SHIPMENT	ALL SHIPMENTS				TONS (THOUSANDS) AND TON-MILES (MILLIONS) BY DISTANCE OF SHIPMENT			
		TONS (THOU- SANDS) (A)	TON-MILES (MIL- LIONS) (B)	STANDARD ERROR (PERCENT) FOR COLUMNS--		UNDER 100 MILES		100 TO 199 MILES	
				(A)	(B)	TONS	TON- MILES	TONS	TON- MILES
34931	STEEL SPRINGS, EXC. WIRE *	554	196	17	23	175	9	104	16
	UNDER 500 POUNDS . . . . .	5	2	23	23	1	(Z)	1	(Z)
	500 TO 999 POUNDS . . . . .	4	1	22	23	1	(Z)	1	(Z)
	1,000 TO 4,999 POUNDS . . . . .	42	16	27	26	6	(Z)	8	1
	5,000 TO 9,999 POUNDS . . . . .	41	16	27	26	6	(Z)	17	3
	10,000 TO 19,999 POUNDS . . . . .	55	27	32	28	10	(Z)	15	2
	20,000 TO 29,999 POUNDS . . . . .	62	38	49	45	11	(Z)	12	2
	30,000 TO 59,999 POUNDS . . . . .	177	56	19	24	48	3	42	7
	60,000 TO 89,999 POUNDS . . . . .	24	12	38	64	5	(Z)	6	1
	90,000 POUNDS AND OVER . . . . .	32	10	85	90	28	1	-	-
	SHIPMENT WEIGHT UNKNOWN . . . . .	112	18	40	39	58	3	2	(Z)
3494	VALVES AND PIPE FITTINGS	2 866	1 645	14	14	501	16	252	37
	UNDER 500 POUNDS . . . . .	187	100	12	16	35	1	21	3
	500 TO 999 POUNDS . . . . .	125	56	24	20	22	(Z)	10	1
	1,000 TO 4,999 POUNDS . . . . .	468	289	17	32	106	4	47	7
	5,000 TO 9,999 POUNDS . . . . .	2	118	21	16	43	2	10	1
	10,000 TO 19,999 POUNDS . . . . .	268	170	33	34	20	1	9	1
	20,000 TO 29,999 POUNDS . . . . .	311	251	50	55	12	(Z)	2	(Z)
	30,000 TO 59,999 POUNDS . . . . .	664	399	31	21	132	3	31	4
	60,000 TO 89,999 POUNDS . . . . .	68	29	36	36	1	(Z)	4	1
	90,000 POUNDS AND OVER . . . . .	109	60	38	69	11	(Z)	40	7
	SHIPMENT WEIGHT UNKNOWN . . . . .	471	175	34	17	120	5	78	10
34941	METAL VALVES FOR PIPING SYSTEMS.	722	574	20	28	47	2	74	12
	UNDER 500 POUNDS . . . . .	88	49	24	28	16	1	8	1
	500 TO 999 POUNDS . . . . .	58	29	43	33	5	(Z)	2	(Z)
	1,000 TO 4,999 POUNDS . . . . .	139	119	36	57	15	1	13	2
	5,000 TO 9,999 POUNDS . . . . .	56	22	25	2	2	(Z)	4	1
	10,000 TO 19,999 POUNDS . . . . .	59	58	31	28	(Z)	(Z)	1	(Z)
	20,000 TO 29,999 POUNDS . . . . .	39	27	40	43	-	-	27	-
	30,000 TO 59,999 POUNDS . . . . .	159	183	53	45	(Z)	-	-	-
	60,000 TO 89,999 POUNDS . . . . .	56	37	69	91	-	-	39	7
	90,000 POUNDS AND OVER . . . . .	56	17	58	72	8	(Z)	5	1
34942	METAL FITTINGS FOR PIPING SYSTEMS.	568	333	22	23	103	3	71	11
	UNDER 500 POUNDS . . . . .	55	27	24	22	11	(Z)	11	2
	500 TO 999 POUNDS . . . . .	40	17	34	35	10	(Z)	5	1
	1,000 TO 4,999 POUNDS . . . . .	84	51	27	36	14	(Z)	16	3
	5,000 TO 9,999 POUNDS . . . . .	58	28	31	29	23	1	(Z)	(Z)
	10,000 TO 19,999 POUNDS . . . . .	52	33	34	45	12	1	1	(Z)
	20,000 TO 29,999 POUNDS . . . . .	88	82	65	62	5	(Z)	(Z)	(Z)
	30,000 TO 59,999 POUNDS . . . . .	135	74	28	33	26	(Z)	20	3
	60,000 TO 89,999 POUNDS . . . . .	18	5	100	100	-	-	-	-
	90,000 POUNDS AND OVER . . . . .	42	15	59	82	1	(Z)	18	2
34944	FABRICATED PIPE AND PIPE FITTINGS.	1 564	732	21	23	348	11	107	15
	UNDER 500 POUNDS . . . . .	42	22	20	19	8	(Z)	2	(Z)
	500 TO 999 POUNDS . . . . .	26	9	32	31	6	(Z)	2	(Z)
	1,000 TO 4,999 POUNDS . . . . .	239	115	30	39	76	3	18	3
	5,000 TO 9,999 POUNDS . . . . .	70	34	40	36	16	(Z)	6	1
	10,000 TO 19,999 POUNDS . . . . .	157	79	47	52	8	(Z)	7	1
	20,000 TO 29,999 POUNDS . . . . .	185	141	71	84	7	(Z)	1	(Z)
	30,000 TO 59,999 POUNDS . . . . .	370	142	43	34	105	2	11	2
	60,000 TO 89,999 POUNDS . . . . .	50	23	37	40	1	(Z)	4	1
	90,000 POUNDS AND OVER . . . . .	53	23	37	44	11	(Z)	1	(Z)
	SHIPMENT WEIGHT UNKNOWN . . . . .	372	142	41	19	110	4	55	7
3499	FABRICATED METAL PRODUCTS, NEC	8 653	1 717	38	20	4 824	104	930	133
	UNDER 500 POUNDS . . . . .	268	80	16	20	145	3	20	3
	500 TO 999 POUNDS . . . . .	268	72	25	21	162	3	23	3
	1,000 TO 4,999 POUNDS . . . . .	904	210	21	22	581	12	60	8
	5,000 TO 9,999 POUNDS . . . . .	452	86	35	27	282	9	34	4
	10,000 TO 19,999 POUNDS . . . . .	779	148	48	63	468	13	45	6
	20,000 TO 29,999 POUNDS . . . . .	364	112	26	21	144	4	60	8
	30,000 TO 59,999 POUNDS . . . . .	2 669	541	44	27	1 172	33	490	72
	60,000 TO 89,999 POUNDS . . . . .	389	67	69	49	211	5	88	13
	90,000 POUNDS AND OVER . . . . .	1 090	155	87	57	788	15	37	5
	SHIPMENT WEIGHT UNKNOWN . . . . .	1 470	247	25	29	872	7	74	11
34992	METAL FOIL, LEAF; PRODUCTS THEREFROM; EXC. CONTAINERS.	867	370	32	33	128	3	83	13
	UNDER 500 POUNDS . . . . .	8	5	16	18	1	(Z)	2	(Z)
	500 TO 999 POUNDS . . . . .	6	5	30	35	1	(Z)	1	(Z)
	1,000 TO 4,999 POUNDS . . . . .	31	16	35	43	7	(Z)	3	(Z)
	5,000 TO 9,999 POUNDS . . . . .	26	11	29	33	6	(Z)	2	(Z)
	10,000 TO 19,999 POUNDS . . . . .	60	29	32	31	6	(Z)	11	2
	20,000 TO 29,999 POUNDS . . . . .	63	46	28	34	3	(Z)	4	1
	30,000 TO 59,999 POUNDS . . . . .	262	112	18	17	24	1	26	4
	60,000 TO 89,999 POUNDS . . . . .	56	34	85	87	-	-	12	2
	90,000 POUNDS AND OVER . . . . .	90	11	30	81	68	(Z)	-	-
	SHIPMENT WEIGHT UNKNOWN . . . . .	265	102	56	67	12	1	23	4
34994	COATED METALS AND METAL PRODUCTS	5 816	740	52	37	3 798	80	657	94
	UNDER 500 POUNDS . . . . .	113	21	25	24	81	2	8	1
	500 TO 999 POUNDS . . . . .	111	20	27	26	80	1	7	1
	1,000 TO 4,999 POUNDS . . . . .	410	83	27	31	299	7	23	4
	5,000 TO 9,999 POUNDS . . . . .	273	31	56	42	221	7	9	1
	10,000 TO 19,999 POUNDS . . . . .	377	29	44	40	312	8	19	2
	20,000 TO 29,999 POUNDS . . . . .	212	43	43	42	99	3	47	6
	30,000 TO 59,999 POUNDS . . . . .	2 127	292	54	49	1 080	29	408	60
	60,000 TO 89,999 POUNDS . . . . .	286	24	75	67	189	5	72	10
	90,000 POUNDS AND OVER . . . . .	977	133	89	61	707	14	37	5
	SHIPMENT WEIGHT UNKNOWN . . . . .	929	65	39	23	730	5	29	4
34996	FOIL SANITARY FOOD CONTAINERS.	47	29	29	39	3	(Z)	4	1
	UNDER 500 POUNDS . . . . .	1	(Z)	75	85	(Z)	(Z)	(Z)	(Z)
	500 TO 999 POUNDS . . . . .	1	(Z)	80	74	(Z)	(Z)	(Z)	(Z)

TONS (THOUSANDS) AND TON-MILES (MILLIONS) BY DISTANCE OF SHIPMENT--CON.

200 TO 299 MILES		300 TO 499 MILES		500 TO 999 MILES		1,000 TO 1,499 MILES		1,500 MILES AND OVER		MILEAGE UNKNOWN	TCC CODE AND WT.
TONS	TON-MILES	TONS	TON-MILES	TONS	TON-MILES	TONS	TON-MILES	TONS	TON-MILES	TONS	
91	22	61	24	83	54	3	3	35	67	3	34931
1	(Z)	(Z)	(Z)	1	1	(Z)	(Z)	(Z)	1	-	0-.5
(Z)	(Z)	1	(Z)	1	(Z)	(Z)	(Z)	(Z)	(Z)	-	.5-1
7	2	9	3	10	7	1	1	1	2	-	1-5
3	1	6	2	6	4	1	1	3	5	-	5-10
7	2	9	3	8	5	(Z)	(Z)	7	14	-	10-20
3	1	8	3	17	12	-	-	11	20	-	20-30
27	6	20	8	33	22	-	-	5	10	-	30-60
3	1	-	-	7	4	-	-	2	5	-	60-90
-	-	-	-	-	-	-	-	4	9	-	90+
40	10	8	3	(Z)	(Z)	(Z)	(Z)	1	1	3	UK
316	81	480	191	846	627	273	331	182	362	17	3494
19	5	37	15	44	32	20	24	10	20	-	0-.5
36	10	19	8	27	19	7	8	5	10	-	.5-1
36	9	91	37	81	61	56	63	52	107	-	1-5
14	3	23	9	71	50	16	20	17	33	-	5-10
22	6	43	17	144	93	10	12	20	39	-	10-20
27	7	33	12	199	178	27	33	11	20	-	20-30
83	20	136	53	131	97	108	134	43	88	-	30-60
33	9	18	8	10	8	3	3	-	-	-	60-90
10	2	16	7	14	11	9	12	10	21	-	90+
37	10	63	24	125	80	17	20	14	25	17	UK
69	18	111	44	185	137	123	156	103	205	10	34941
7	2	19	8	17	5	5	6	7	14	-	0-.5
24	7	6	3	15	11	3	4	2	5	-	.5-1
12	3	21	9	34	26	12	15	31	65	-	1-5
3	1	8	3	34	22	7	8	11	20	-	5-10
4	1	15	6	20	16	2	2	17	33	-	10-20
5	1	17	8	6	7	2	7	3	10	-	20-30
-	-	20	8	37	30	83	104	19	40	-	30-60
-	-	-	-	-	-	8	12	9	18	-	90+
14	4	5	2	13	9	1	1	1	1	10	UK
49	13	63	24	181	140	64	76	33	65	5	34942
4	1	10	4	12	8	6	7	2	5	-	0-.5
4	1	8	4	8	5	2	3	2	4	-	.5-1
12	3	8	3	13	10	10	12	11	20	-	1-5
1	(Z)	4	2	17	11	7	8	3	7	-	5-10
3	1	6	3	20	14	7	9	3	6	-	10-20
2	1	5	2	52	49	20	25	3	6	-	20-30
5	1	22	8	43	34	11	12	7	16	-	30-60
18	5	-	-	-	-	-	-	-	-	-	60-90
(Z)	(Z)	(Z)	(Z)	15	9	1	1	2	3	5	UK
197	49	303	121	475	346	86	98	46	91	1	34944
7	2	8	3	7	6	8	9	1	2	-	0-.5
8	2	5	2	3	2	1	2	(Z)	(Z)	-	.5-1
12	3	60	24	30	23	34	36	10	23	-	1-5
10	2	11	4	21	17	3	3	3	6	-	5-10
16	4	21	8	104	63	1	1	(Z)	1	-	10-20
19	4	11	4	140	122	5	6	2	3	-	20-30
78	19	94	37	50	32	14	17	16	32	-	30-60
15	4	18	8	10	8	3	3	-	-	-	60-90
10	2	16	7	14	11	1	1	2	3	-	90+
23	6	58	22	97	62	16	19	12	21	1	UK
1 019	243	896	346	662	453	163	184	114	253	46	3499
20	5	17	7	43	30	16	18	7	14	(Z)	0-.5
19	5	15	6	30	21	11	12	9	22	-	.5-1
55	14	57	22	102	74	23	28	25	52	-	1-5
47	11	33	14	47	33	6	5	5	9	-	5-10
69	16	114	43	68	46	6	7	10	18	-	10-20
48	12	40	14	44	32	16	19	12	22	-	20-30
510	122	341	130	119	87	5	6	32	90	-	30-60
10	2	36	13	30	17	14	16	-	-	-	60-90
78	18	51	21	91	49	45	48	-	-	1	90+
164	39	192	76	87	64	23	24	13	25	45	UK
101	25	280	112	206	143	23	27	26	47	21	34992
(Z)	(Z)	1	(Z)	2	2	1	1	1	2	-	0-.5
(Z)	(Z)	1	(Z)	2	2	(Z)	(Z)	1	2	-	.5-1
4	1	3	1	11	8	1	1	2	3	-	1-5
5	1	5	2	6	4	2	2	1	1	-	5-10
10	2	10	4	18	12	1	1	4	8	-	10-20
8	2	14	5	19	15	4	4	11	20	-	20-30
58	14	81	33	65	47	1	2	6	10	-	30-60
(Z)	(Z)	2	1	29	17	13	15	-	-	-	60-90
-	-	5	2	17	9	-	-	-	-	-	90+
16	4	157	63	36	28	1	1	(Z)	1	21	UK
749	178	304	116	199	128	78	87	25	57	8	34994
4	1	5	2	7	5	7	7	2	3	-	0-.5
9	4	4	1	4	3	5	6	2	5	-	.5-1
21	5	17	7	28	20	11	14	12	26	-	1-5
14	3	6	2	23	16	(Z)	(Z)	-	-	-	5-10
24	6	15	3	6	4	2	2	-	-	-	10-20
34	8	7	3	15	11	10	12	-	-	-	20-30
422	100	184	68	29	21	3	3	2	11	-	30-60
7	1	18	7	-	-	-	-	-	-	-	60-90
78	18	42	17	72	38	39	41	-	-	1	90+
136	32	5	2	15	10	(Z)	(Z)	7	13	7	UK
6	1	15	6	10	7	4	4	6	11	-	34996
(Z)	(Z)	(Z)	(Z)	(Z)	(Z)	-	-	-	-	-	0-.5
(Z)	(Z)	(Z)	(Z)	1	(Z)	-	-	-	-	-	.5-1

BUREAU OF THE CENSUS

TABLE 3. SHIPMENTS BY MANUFACTURING ESTABLISHMENTS--COMMODITIES AND WEIGHT OF SHIPMENT BY DISTANCE SHIPPED: 1977--CON.

TCC CODE	COMMODITY AND WEIGHT OF SHIPMENT	ALL SHIPMENTS				TONS (THOUSANDS) AND TON-MILES (MILLIONS) BY DISTANCE OF SHIPMENT			
		TONS (THOU- SANOS) (A)	TON-MILES (MIL- LIONS) (B)	STANDARD ERROR (PERCENT) FOR COLUMNS--		UNDER 100 MILES		100 TO 199 MILES	
				(A)	(B)	TONS	TON- MILES	TONS	TON- MILES
34996	FOIL SANITARY FOOD CONTAINERS.								
	1,000 TO 4,999 POUNDS.	2	1	73	57	(Z)	(Z)	(Z)	(Z)
	5,000 TO 9,999 POUNDS.	5	2	83	86	1	(Z)	-	-
	10,000 TO 19,999 POUNDS.	6	7	62	78	-	-	-	-
	20,000 TO 29,999 POUNDS.	7	2	73	73	-	-	-	-
	SHIPMENT WEIGHT UNKNOWN.	26	15	17	26	2	(Z)	4	1
34997	METAL SHIP. CONT. EXC. PAILS, BARRELS, DRUMS, KEGS	112	37	34	39	29	1	25	3
	UNDER 500 POUNDS.	(Z)	(Z)	50	63	(Z)	(Z)	(Z)	(Z)
	500 TO 999 POUNDS.	(Z)	(Z)	60	76	(Z)	(Z)	(Z)	(Z)
	1,000 TO 4,999 POUNDS.	17	5	33	39	2	(Z)	3	(Z)
	5,000 TO 9,999 POUNDS.	30	10	33	45	9	(Z)	2	(Z)
	10,000 TO 19,999 POUNDS.	23	3	45	84	7	(Z)	12	1
	20,000 TO 29,999 POUNDS.	17	2	85	97	11	(Z)	4	1
	30,000 TO 39,999 POUNDS.	10	3	100	100	-	-	4	1
	SHIPMENT WEIGHT UNKNOWN.	14	14	95	99	-	-	1	(Z)
34999	FABRICATED METAL PRODUCTS, NEC	1 764	522	33	29	851	19	155	22
	UNDER 500 POUNDS.	138	52	25	27	58	1	9	1
	500 TO 999 POUNDS.	143	46	36	28	78	2	11	4
	1,000 TO 4,999 POUNDS.	427	101	37	32	265	4	29	4
	5,000 TO 9,999 POUNDS.	118	32	59	45	47	2	21	2
	10,000 TO 19,999 POUNDS.	314	80	76	83	144	4	4	(Z)
	20,000 TO 29,999 POUNDS.	55	11	39	44	31	1	5	1
	30,000 TO 39,999 POUNDS.	266	130	43	33	67	3	53	8
	60,000 TO 89,999 POUNDS.	46	9	48	56	21	(Z)	4	1
	90,000 POUNDS AND OVER.	23	11	41	46	12	1	-	-
	SHIPMENT WEIGHT UNKNOWN.	233	49	47	51	129	2	18	3
35	MACHINERY, EXCEPT ELECTRICAL	25 820	12 127	5	6	6 715	197	2 860	417
	UNDER 500 POUNDS.	1 345	732	6	7	350	9	144	21
	500 TO 999 POUNDS.	843	439	8	10	214	6	65	10
	1,000 TO 4,999 POUNDS.	2 991	1 584	6	8	735	22	372	55
	5,000 TO 9,999 POUNDS.	1 815	857	6	7	467	16	221	32
	10,000 TO 19,999 POUNDS.	2 989	1 457	8	6	795	27	346	51
	20,000 TO 29,999 POUNDS.	2 120	1 006	9	11	466	14	271	41
	30,000 TO 39,999 POUNDS.	4 677	2 314	8	19	952	32	638	90
	60,000 TO 89,999 POUNDS.	808	474	10	8	159	3	39	6
	90,000 POUNDS AND OVER.	1 151	655	11	21	300	7	115	14
	SHIPMENT WEIGHT UNKNOWN.	7 080	2 609	12	9	2 276	61	648	96
351	ENGINES AND TURBINES	1 665	762	8	8	461	15	228	32
	UNDER 500 POUNDS.	20	14	16	17	3	(Z)	1	(Z)
	500 TO 999 POUNDS.	21	14	17	30	2	(Z)	2	(Z)
	1,000 TO 4,999 POUNDS.	112	75	20	36	19	1	12	2
	5,000 TO 9,999 POUNDS.	71	32	16	14	9	(Z)	7	1
	10,000 TO 19,999 POUNDS.	111	45	20	18	34	1	24	3
	20,000 TO 29,999 POUNDS.	187	93	22	17	53	2	28	4
	30,000 TO 39,999 POUNDS.	343	134	11	8	131	4	21	3
	60,000 TO 89,999 POUNDS.	40	25	33	26	2	(Z)	-	-
	90,000 POUNDS AND OVER.	108	59	25	25	2	(Z)	11	2
	SHIPMENT WEIGHT UNKNOWN.	654	270	10	18	205	7	122	17
35112	STEAM ENG., TURBINES, TURBINE GENERATOR SETS, PARTS *	224	159	13	13	30	1	21	3
	UNDER 500 POUNDS.	2	2	33	27	(Z)	(Z)	(Z)	(Z)
	500 TO 999 POUNDS.	2	1	38	41	(Z)	(Z)	(Z)	(Z)
	1,000 TO 4,999 POUNDS.	9	8	36	20	2	(Z)	1	(Z)
	5,000 TO 9,999 POUNDS.	2	2	38	56	(Z)	(Z)	(Z)	(Z)
	10,000 TO 19,999 POUNDS.	7	3	22	23	2	(Z)	2	(Z)
	20,000 TO 29,999 POUNDS.	6	8	63	66	-	-	1	(Z)
	30,000 TO 39,999 POUNDS.	31	20	25	30	5	(Z)	4	1
	60,000 TO 89,999 POUNDS.	11	11	53	48	-	-	-	-
	90,000 POUNDS AND OVER.	57	33	33	31	2	(Z)	5	1
	SHIPMENT WEIGHT UNKNOWN.	97	71	20	33	18	(Z)	8	1
3519	MISCELLANEOUS INTERNAL COMBUSTION ENGINES.	1 486	626	9	9	449	15	216	31
	UNDER 500 POUNDS.	17	13	17	19	2	(Z)	1	(Z)
	500 TO 999 POUNDS.	20	13	18	32	2	(Z)	1	(Z)
	1,000 TO 4,999 POUNDS.	109	73	23	40	17	(Z)	11	2
	5,000 TO 9,999 POUNDS.	81	35	16	15	9	(Z)	8	1
	10,000 TO 19,999 POUNDS.	110	45	21	19	34	1	22	3
	20,000 TO 29,999 POUNDS.	185	89	24	19	56	2	28	4
	30,000 TO 39,999 POUNDS.	328	118	12	8	132	4	18	3
	60,000 TO 89,999 POUNDS.	29	13	39	36	2	(Z)	-	-
	90,000 POUNDS AND OVER.	30	20	39	44	-	-	6	1
	SHIPMENT WEIGHT UNKNOWN.	579	207	12	22	195	6	120	16
35195	OUTBOARD MOTORS AND PARTS.	75	54	15	19	3	(Z)	5	1
	UNDER 500 POUNDS.	7	5	8	8	(Z)	(Z)	(Z)	(Z)
	500 TO 999 POUNDS.	8	6	12	15	(Z)	(Z)	(Z)	(Z)
	1,000 TO 4,999 POUNDS.	20	15	15	24	1	(Z)	1	(Z)
	5,000 TO 9,999 POUNDS.	4	2	51	49	-	-	(Z)	(Z)
	10,000 TO 19,999 POUNDS.	9	12	51	57	-	-	(Z)	(Z)
	20,000 TO 29,999 POUNDS.	4	3	86	96	-	-	1	(Z)
	30,000 TO 39,999 POUNDS.	1	(Z)	100	100	-	-	1	(Z)
	SHIPMENT WEIGHT UNKNOWN.	22	12	44	58	2	(Z)	2	(Z)
35199	INTERNAL COMBUSTION ENGINES, NEC	1 411	572	10	11	445	14	211	30
	UNDER 500 POUNDS.	11	8	27	32	2	(Z)	1	(Z)
	500 TO 999 POUNDS.	12	7	35	62	1	(Z)	1	(Z)
	1,000 TO 4,999 POUNDS.	89	58	28	52	16	(Z)	10	1
	5,000 TO 9,999 POUNDS.	77	33	17	16	9	(Z)	7	1
	10,000 TO 19,999 POUNDS.	101	34	23	20	34	1	22	4
	20,000 TO 29,999 POUNDS.	180	86	24	19	56	2	27	4
	30,000 TO 39,999 POUNDS.	325	118	12	8	132	4	18	2
	60,000 TO 89,999 POUNDS.	29	13	39	36	2	(Z)	-	-
	90,000 POUNDS AND OVER.	30	20	39	44	-	-	6	1



TONS (THOUSANDS) AND TON-MILES (MILLIONS) BY DISTANCE OF SHIPMENT--CON.

200 TO 299 MILES		300 TO 499 MILES		500 TO 999 MILES		1,000 TO 1,499 MILES		1,500 MILES AND OVER		MILEAGE UNKNOWN	TCC CODE AND WT.
TONS	TON-MILES	TONS	TON-MILES	TONS	TON-MILES	TONS	TON-MILES	TONS	TON-MILES	TONS	
-	-	(Z)	(Z)	(Z)	(Z)	(Z)	(Z)	(Z)	(Z)	-	34996
1	(Z)	1	1	2	1	-	-	-	-	-	1-5
-	-	1	1	(Z)	(Z)	2	2	2	4	-	5-10
-	-	7	2	-	-	-	-	-	-	-	10-20
4	1	5	2	6	4	1	1	4	6	-	20-30
-	-	-	-	-	-	-	-	-	-	-	UK
9	2	32	13	4	3	14	14	-	-	-	34997
(Z)	(Z)	(Z)	(Z)	(Z)	(Z)	-	-	-	-	-	0-.5
(Z)	(Z)	(Z)	(Z)	-	-	-	-	-	-	-	.5-1
4	1	7	3	1	(Z)	(Z)	(Z)	-	-	-	1-5
(Z)	(Z)	16	7	4	3	-	-	-	-	-	5-10
2	1	2	1	-	-	-	-	-	-	-	10-20
(Z)	(Z)	-	-	-	-	-	-	-	-	-	20-30
-	-	6	3	-	-	-	-	-	-	-	30-60
-	-	(Z)	(Z)	-	-	14	14	-	-	-	UK
152	36	261	97	228	162	45	53	54	133	17	34999
15	3	10	4	33	23	8	10	4	9	(Z)	0-.5
10	2	10	4	23	16	5	6	6	15	-	.5-1
25	6	28	11	59	43	11	13	11	22	-	1-5
26	6	4	2	13	8	3	4	4	8	-	5-10
33	7	86	30	44	30	1	1	3	6	-	10-20
4	1	12	4	(Z)	(Z)	2	3	(Z)	1	-	20-30
29	8	70	27	24	17	1	1	22	66	-	30-60
3	1	16	6	1	1	1	1	-	-	-	60-90
-	-	3	1	2	2	5	7	-	-	-	90+
7	2	22	9	30	21	7	7	2	5	17	UK
2 324	580	3 543	1 406	6 021	4 291	1 875	2 243	1 542	2 994	939 35	
121	30	199	78	307	219	101	121	124	254	(Z)	0-.5
96	25	139	55	204	146	57	68	67	130	(Z)	.5-1
269	67	438	174	693	488	229	277	252	501	3	1-5
192	49	292	113	429	307	92	108	121	231	-	5-10
282	70	477	193	671	478	232	281	186	357	-	10-20
240	61	359	143	534	380	155	182	95	185	(Z)	20-30
445	109	760	302	1 348	968	298	363	237	451	-	30-60
63	15	78	30	342	235	74	89	51	96	-	60-90
124	30	116	48	235	171	151	177	112	206	-	90+
492	124	685	270	1 259	898	487	578	296	582	936	UK
173	41	186	72	351	254	119	141	111	206	36 351	
2	(Z)	2	1	7	5	2	2	3	5	(Z)	0-.5
2	(Z)	6	2	7	5	1	2	2	4	-	.5-1
8	2	15	6	27	20	18	21	12	24	-	1-5
8	2	26	10	16	12	2	2	3	5	-	5-10
6	2	13	5	21	16	9	11	4	8	-	10-20
8	2	28	10	39	29	15	17	15	29	-	20-30
29	7	44	18	95	68	8	9	14	25	-	30-60
7	2	7	2	19	12	1	1	4	7	-	60-90
47	10	8	3	23	17	9	10	8	16	-	90+
57	14	37	15	98	70	54	67	46	82	36	UK
40	9	22	9	37	27	40	51	30	59	4	35112
(Z)	(Z)	(Z)	(Z)	(Z)	(Z)	(Z)	(Z)	(Z)	(Z)	1	0-.5
(Z)	(Z)	(Z)	(Z)	(Z)	(Z)	(Z)	(Z)	(Z)	(Z)	1	.5-1
1	(Z)	(Z)	(Z)	1	1	2	2	2	5	-	1-5
1	(Z)	(Z)	(Z)	(Z)	(Z)	(Z)	(Z)	(Z)	1	-	5-10
1	(Z)	1	(Z)	1	1	1	1	-	-	-	10-20
(Z)	(Z)	1	(Z)	1	1	(Z)	1	2	6	-	20-30
4	1	5	2	8	6	1	5	10	10	-	30-60
1	(Z)	(Z)	(Z)	6	5	1	1	2	5	-	60-90
27	6	8	3	3	2	6	7	6	13	-	90+
5	1	6	3	17	12	28	37	11	17	4	UK
122	30	177	69	322	234	83	95	84	153	33 3519	
1	(Z)	2	1	6	5	2	2	3	5	(Z)	0-.5
2	(Z)	6	2	6	5	1	1	4	4	-	.5-1
8	2	16	7	27	20	19	22	11	21	-	1-5
9	2	34	13	16	12	1	1	3	5	-	5-10
6	1	14	6	21	15	8	10	5	8	-	10-20
8	2	24	9	41	30	15	17	13	24	-	20-30
27	7	42	17	89	64	8	9	9	15	-	30-60
5	1	8	2	13	8	-	-	1	2	-	60-90
2	1	-	-	19	14	2	2	1	2	-	90+
53	13	32	13	84	60	26	30	37	68	33	UK
6	2	8	3	36	26	10	12	6	11	-	35195
1	(Z)	1	(Z)	3	2	1	1	1	1	-	0-.5
1	(Z)	1	(Z)	5	4	1	1	(Z)	(Z)	-	.5-1
(Z)	(Z)	3	1	10	7	3	4	1	2	-	1-5
2	1	(Z)	(Z)	1	1	-	-	(Z)	(Z)	-	5-10
(Z)	(Z)	-	-	(Z)	(Z)	5	6	3	5	-	10-20
-	-	-	-	4	3	-	-	-	-	-	20-30
-	-	-	-	-	-	-	-	-	-	-	30-60
3	1	3	1	12	9	(Z)	(Z)	1	1	-	UK
116	29	169	65	286	208	73	83	78	142	33 35199	
1	(Z)	1	1	3	2	1	1	2	3	(Z)	0-.5
1	(Z)	5	2	1	1	(Z)	(Z)	2	3	-	.5-1
7	2	13	5	17	13	15	18	10	18	-	1-5
7	2	34	12	15	11	1	1	3	5	-	5-10
6	1	14	6	21	15	4	4	2	3	-	10-20
8	2	24	9	37	28	15	17	13	24	-	20-30
27	7	42	17	89	64	8	9	9	15	-	30-60
5	1	8	2	13	8	-	-	1	2	-	60-90
2	1	-	-	19	14	2	2	1	2	-	90+

BUREAU OF THE CENSUS

TABLE 3. SHIPMENTS BY MANUFACTURING ESTABLISHMENTS--COMMODITIES AND WEIGHT OF SHIPMENT BY DISTANCE SHIPPED: 1977--CON.

TCC CODE	COMMODITY AND WEIGHT OF SHIPMENT	ALL SHIPMENTS				TONS (THOUSANDS) AND TON-MILES (MILLIONS) BY DISTANCE OF SHIPMENT			
		TONS (THOU- SANDS) (A)	TON-MILES (MIL- LIONS) (B)	STANDARD ERROR (PERCENT) FOR COLUMNS--		UNDER 100 MILES		100 TO 199 MILES	
				(A)	(B)	TONS	TON- MILES	TONS	TON- MILES
35199	INTERNAL COMBUSTION ENGINES, NEC SHIPMENT WEIGHT UNKNOWN.	557	195	13	23	193	6	118	16
352	FARM MACHINERY AND EQUIPMENT	4 713	2 178	18	20	1 273	31	427	62
	UNDER 500 POUNDS . . . . .	64	36	25	29	10	(Z)	10	1
	500 TO 999 POUNDS . . . . .	48	24	28	32	12	(Z)	10	1
	1,000 TO 4,999 POUNDS . . . . .	445	184	19	18	2	2	104	14
	5,000 TO 9,999 POUNDS . . . . .	341	156	16	15	88	3	52	7
	10,000 TO 19,999 POUNDS . . . . .	950	431	19	15	262	6	92	14
	20,000 TO 29,999 POUNDS . . . . .	473	275	30	37	54	1	53	8
	30,000 TO 59,999 POUNDS . . . . .	833	484	25	39	138	3	59	9
	60,000 TO 89,999 POUNDS . . . . .	29	22	54	73	1	(Z)	-	-
	90,000 POUNDS AND OVER . . . . .	3	3	69	69	-	-	-	-
	SHIPMENT WEIGHT UNKNOWN . . . . .	1 526	564	36	38	609	14	48	7
3522	FARM MACHINERY AND EQUIPMENT	3 964	1 758	20	19	1 176	28	372	54
	UNDER 500 POUNDS . . . . .	48	25	30	36	9	(Z)	9	1
	500 TO 999 POUNDS . . . . .	37	17	30	38	12	(Z)	8	1
	1,000 TO 4,999 POUNDS . . . . .	384	142	20	21	96	2	97	13
	5,000 TO 9,999 POUNDS . . . . .	308	127	17	17	87	3	55	8
	10,000 TO 19,999 POUNDS . . . . .	774	333	20	13	229	5	91	14
	20,000 TO 29,999 POUNDS . . . . .	302	173	24	36	37	1	40	6
	30,000 TO 59,999 POUNDS . . . . .	673	359	22	32	123	2	49	7
	60,000 TO 89,999 POUNDS . . . . .	17	13	69	87	1	(Z)	-	-
	90,000 POUNDS AND OVER . . . . .	3	3	69	69	-	-	-	-
	SHIPMENT WEIGHT UNKNOWN . . . . .	1 418	566	41	44	583	13	24	4
35222	WHEEL TRACTORS, PARTS, AND ATTACHMENTS	870	505	23	38	87	4	95	14
	UNDER 500 POUNDS . . . . .	3	1	12	17	(Z)	(Z)	(Z)	(Z)
	500 TO 999 POUNDS . . . . .	2	1	24	30	(Z)	(Z)	(Z)	(Z)
	1,000 TO 4,999 POUNDS . . . . .	31	16	16	19	2	(Z)	4	1
	5,000 TO 9,999 POUNDS . . . . .	74	41	10	15	13	1	8	1
	10,000 TO 19,999 POUNDS . . . . .	269	127	6	9	42	2	41	6
	20,000 TO 29,999 POUNDS . . . . .	145	98	41	52	11	(Z)	15	2
	30,000 TO 59,999 POUNDS . . . . .	311	208	30	48	18	(Z)	25	4
	60,000 TO 89,999 POUNDS . . . . .	8	9	100	100	-	-	-	-
	SHIPMENT WEIGHT UNKNOWN . . . . .	29	3	8	42	(Z)	(Z)	(Z)	(Z)
35223	PLANTING AND FERTILIZING MACHINERY AND PARTS	225	98	29	33	30	1	32	5
	UNDER 500 POUNDS . . . . .	11	5	53	66	3	(Z)	2	(Z)
	500 TO 999 POUNDS . . . . .	11	4	66	66	7	(Z)	(Z)	(Z)
	1,000 TO 4,999 POUNDS . . . . .	44	21	28	35	7	(Z)	6	1
	5,000 TO 9,999 POUNDS . . . . .	13	5	31	35	(Z)	(Z)	2	(Z)
	10,000 TO 19,999 POUNDS . . . . .	81	37	66	74	7	(Z)	15	2
	20,000 TO 29,999 POUNDS . . . . .	6	2	54	55	(Z)	(Z)	3	1
	30,000 TO 59,999 POUNDS . . . . .	7	1	39	54	3	(Z)	2	(Z)
	SHIPMENT WEIGHT UNKNOWN . . . . .	52	22	95	97	2	(Z)	2	(Z)
35225	HARVESTING MACHINERY AND PARTS	777	501	10	10	84	3	74	12
	UNDER 500 POUNDS . . . . .	11	10	53	71	1	(Z)	(Z)	(Z)
	500 TO 999 POUNDS . . . . .	8	6	43	64	2	(Z)	1	(Z)
	1,000 TO 4,999 POUNDS . . . . .	37	25	27	30	9	(Z)	5	1
	5,000 TO 9,999 POUNDS . . . . .	49	14	37	24	19	1	6	1
	10,000 TO 19,999 POUNDS . . . . .	161	103	18	30	32	1	25	4
	20,000 TO 29,999 POUNDS . . . . .	98	53	13	17	3	(Z)	17	3
	30,000 TO 59,999 POUNDS . . . . .	140	71	12	13	12	1	16	2
	60,000 TO 89,999 POUNDS . . . . .	1	(Z)	100	100	1	(Z)	-	-
	SHIPMENT WEIGHT UNKNOWN . . . . .	272	219	19	11	4	(Z)	5	1
35227	MACHINES FOR PREPARING CROPS FOR MARKET.	663	35	93	48	633	12	1	(Z)
	UNDER 500 POUNDS . . . . .	(Z)	(Z)	63	87	(Z)	(Z)	-	-
	500 TO 999 POUNDS . . . . .	(Z)	(Z)	96	93	(Z)	(Z)	-	-
	1,000 TO 4,999 POUNDS . . . . .	3	2	37	59	(Z)	(Z)	1	(Z)
	5,000 TO 9,999 POUNDS . . . . .	1	(Z)	33	40	(Z)	(Z)	(Z)	(Z)
	10,000 TO 19,999 POUNDS . . . . .	77	2	99	46	75	(Z)	-	-
	20,000 TO 29,999 POUNDS . . . . .	2	1	92	84	-	-	-	-
	SHIPMENT WEIGHT UNKNOWN . . . . .	580	29	93	59	557	12	(Z)	(Z)
35228	BARN, BARNYARD, AND POULTRY EQUIPMENT.	337	75	56	51	163	2	91	12
	UNDER 500 POUNDS . . . . .	7	2	51	54	1	(Z)	3	(Z)
	500 TO 999 POUNDS . . . . .	6	1	50	41	1	(Z)	4	1
	1,000 TO 4,999 POUNDS . . . . .	118	17	67	81	45	1	58	8
	5,000 TO 9,999 POUNDS . . . . .	77	18	66	83	29	(Z)	22	3
	10,000 TO 19,999 POUNDS . . . . .	67	2	94	60	64	1	(Z)	(Z)
	20,000 TO 29,999 POUNDS . . . . .	23	5	70	95	18	(Z)	2	(Z)
	30,000 TO 59,999 POUNDS . . . . .	16	9	100	100	1	(Z)	-	-
	SHIPMENT WEIGHT UNKNOWN . . . . .	23	20	60	67	4	(Z)	2	(Z)
35229	FARM MACHINERY AND EQUIPMENT, NEC.	619	238	27	14	160	5	63	9
	UNDER 500 POUNDS . . . . .	9	3	42	44	2	(Z)	2	(Z)
	500 TO 999 POUNDS . . . . .	7	3	35	35	(Z)	(Z)	3	(Z)
	1,000 TO 4,999 POUNDS . . . . .	98	27	30	24	31	1	19	3
	5,000 TO 9,999 POUNDS . . . . .	80	41	34	53	22	1	16	2
	10,000 TO 19,999 POUNDS . . . . .	98	52	15	19	4	(Z)	8	1
	20,000 TO 29,999 POUNDS . . . . .	16	7	20	23	3	(Z)	3	(Z)
	30,000 TO 59,999 POUNDS . . . . .	133	35	78	16	84	1	2	(Z)
	60,000 TO 89,999 POUNDS . . . . .	9	4	56	51	-	-	-	-
	90,000 POUNDS AND OVER . . . . .	3	3	69	69	-	-	-	-
	SHIPMENT WEIGHT UNKNOWN . . . . .	165	63	20	39	14	1	10	1
35241	GARDEN TRACTORS AND LAWN AND GARDEN EQUIPMENT *	731	379	30	36	107	4	55	8
	UNDER 500 POUNDS . . . . .	12	6	35	28	2	(Z)	1	(Z)
	500 TO 999 POUNDS . . . . .	10	5	22	24	1	(Z)	2	(Z)
	1,000 TO 4,999 POUNDS . . . . .	57	35	23	26	5	(Z)	8	1
	5,000 TO 9,999 POUNDS . . . . .	39	25	35	39	7	(Z)	2	(Z)
	10,000 TO 19,999 POUNDS . . . . .	153	79	35	32	30	1	2	(Z)
	20,000 TO 29,999 POUNDS . . . . .	153	82	45	42	18	1	10	2

TONS (THOUSANDS) AND TON-MILES (MILLIONS) BY DISTANCE OF SHIPMENT--CON.

200 TO 299 MILES		300 TO 499 MILES		500 TO 999 MILES		1,000 TO 1,499 MILES		1,500 MILES AND OVER		MILEAGE UNKNOWN	TCC CODE AND WT.
TONS	TON-MILES	TONS	TON-MILES	TONS	TON-MILES	TONS	TON-MILES	TONS	TON-MILES	TONS	
51	12	29	11	71	51	26	30	36	67	33	35199 UK
309	78	672	272	1 337	957	346	418	195	358	155	352
6	1	10	4	16	11	5	6	7	12	-	0-.5
4	1	5	2	9	3	3	3	5	10	-	.5-1
36	9	65	26	97	66	14	16	28	49	2	1-5
29	7	43	17	98	69	10	12	21	40	-	5-10
89	22	154	61	245	174	53	64	55	89	-	10-20
37	10	88	36	185	132	33	40	25	47	-	20-30
48	12	171	70	287	203	104	132	26	55	-	30-60
(Z)	(Z)	5	2	16	11	8	9	-	-	-	60-90
-	-	-	-	3	3	-	-	-	-	-	90+
59	16	132	54	382	282	117	136	28	55	152	UK
243	61	532	213	1 072	775	300	363	148	264	121	3522
4	1	7	3	12	8	4	4	5	7	-	0-.5
2	1	3	1	6	4	2	3	4	7	-	.5-1
30	8	54	22	77	53	11	13	18	32	-	1-5
26	6	35	14	81	57	8	10	16	29	-	5-10
76	19	121	48	169	123	45	55	43	70	-	10-20
19	5	55	22	120	90	14	19	17	31	-	20-30
34	9	144	59	232	161	81	102	10	19	-	30-60
-	-	5	2	4	2	8	9	-	-	-	60-90
-	-	-	-	3	3	-	-	-	-	-	90+
51	14	109	44	368	274	127	149	34	69	121	UK
80	20	149	62	309	229	102	129	26	47	22	35222
(Z)	(Z)	1	(Z)	1	1	(Z)	(Z)	(Z)	(Z)	-	0-.5
(Z)	(Z)	1	(Z)	1	1	(Z)	(Z)	(Z)	(Z)	-	.5-1
5	1	6	2	10	7	1	1	2	4	-	1-5
4	1	8	3	33	26	5	7	2	3	-	5-10
43	10	33	13	83	60	25	30	3	5	-	10-20
10	2	23	10	66	52	9	12	11	19	-	20-30
18	5	73	31	114	82	55	71	8	16	-	30-60
-	-	-	-	-	-	8	9	-	-	-	60-90
-	-	5	2	1	1	(Z)	(Z)	-	-	22	UK
17	4	78	31	50	33	14	16	5	8	-	35223
(Z)	(Z)	1	(Z)	4	2	1	1	1	1	-	0-.5
1	(Z)	(Z)	(Z)	1	1	(Z)	(Z)	2	3	-	.5-1
3	1	10	4	9	6	8	9	-	-	-	1-5
2	(Z)	7	3	2	2	(Z)	(Z)	-	-	-	5-10
6	2	24	9	22	14	4	5	2	4	-	10-20
-	-	(Z)	(Z)	3	2	-	-	-	-	-	20-30
2	1	(Z)	(Z)	-	-	-	-	-	-	-	30-60
2	1	36	15	10	6	(Z)	(Z)	-	-	-	UK
65	17	126	49	195	138	108	128	87	154	38	35225
1	(Z)	1	(Z)	3	2	2	2	4	6	-	0-.5
(Z)	(Z)	(Z)	(Z)	1	(Z)	1	2	2	3	-	.5-1
3	1	5	2	6	4	1	1	9	16	-	1-5
5	1	9	4	8	6	2	2	(Z)	(Z)	-	5-10
12	3	25	10	20	14	9	12	37	59	-	10-20
4	1	26	10	39	26	4	5	4	7	-	20-30
13	3	30	12	59	40	10	12	(Z)	1	-	30-60
-	-	-	-	-	-	-	-	-	-	-	60-90
27	7	30	11	59	45	79	91	30	63	38	UK
2	1	8	3	11	8	8	10	(Z)	1	-	35227
(Z)	(Z)	-	-	(Z)	(Z)	-	-	-	-	-	0-.5
-	-	-	-	-	-	-	-	-	-	-	.5-1
(Z)	(Z)	(Z)	(Z)	2	2	(Z)	(Z)	-	-	-	1-5
(Z)	(Z)	(Z)	(Z)	(Z)	(Z)	-	-	-	-	-	5-10
-	-	(Z)	(Z)	1	1	(Z)	(Z)	-	1	-	10-20
-	-	-	-	1	1	-	-	(Z)	1	-	20-30
2	(Z)	6	2	7	5	7	10	-	-	-	UK
3	1	8	3	57	35	11	12	5	10	-	35228
(Z)	(Z)	1	1	1	1	(Z)	(Z)	(Z)	(Z)	-	0-.5
1	(Z)	(Z)	(Z)	(Z)	(Z)	-	-	-	-	-	.5-1
1	(Z)	1	(Z)	13	8	-	-	-	-	-	1-5
-	-	1	(Z)	25	15	-	-	(Z)	(Z)	-	5-10
-	-	1	(Z)	2	1	-	-	-	-	-	10-20
-	-	(Z)	(Z)	1	1	-	-	1	3	-	20-30
-	-	2	1	11	7	1	1	-	-	-	30-60
1	(Z)	1	(Z)	2	2	9	11	4	6	-	UK
60	15	100	39	127	96	36	43	17	31	57	35229
1	(Z)	1	(Z)	2	1	(Z)	1	(Z)	(Z)	-	0-.5
(Z)	(Z)	1	(Z)	3	2	-	-	-	-	-	.5-1
13	3	20	8	14	10	1	2	(Z)	1	-	1-5
16	4	6	2	7	5	(Z)	(Z)	14	26	-	5-10
12	3	32	13	34	28	6	7	(Z)	(Z)	-	10-20
4	1	2	1	3	2	1	1	(Z)	1	-	20-30
1	(Z)	19	7	18	12	9	11	1	2	-	30-60
-	-	5	2	4	2	-	-	-	-	-	60-90
-	-	-	-	3	3	-	-	-	-	-	90+
13	3	15	6	39	30	18	21	(Z)	(Z)	57	UK
66	17	134	55	241	167	55	67	31	60	43	35241
2	(Z)	3	1	3	2	1	1	1	2	-	0-.5
2	1	1	4	1	1	1	1	7	2	-	.5-1
6	1	9	3	16	11	5	5	1	13	2	1-5
3	1	6	3	15	10	3	2	8	9	-	5-10
11	3	32	13	67	45	7	9	4	7	-	10-20
19	5	29	12	60	39	14	17	3	6	-	20-30

BUREAU OF THE CENSUS



TABLE 3. SHIPMENTS BY MANUFACTURING ESTABLISHMENTS--COMMOOITIES AND WEIGHT OF SHIPMENT BY OISTANCE SHIPPED: 1977--CON.

TCC CODE	COMMOOITY AND WEIGHT OF SHIPMENT	ALL SHIPMENTS				TONS (THOUSANDS) AND TON-MILES (MILLIONS) BY DISTANCE OF SHIPMENT			
		TONS (THOU- SANDS) (A)	TON-MILES (MIL- LIONS) (B)	STANDARD ERROR (PERCENT) FOR COLUMNS--		UNDER 100 MILES		100 TO 199 MILES	
				(A)	(B)	TONS	TON- MILES	TONS	TON- MILES
35241	GARDEN TRACTORS AND LAWN AND GARDEN EQUIPMENT *								
	30,000 TO 59,999 POUNDS . . . . .	132	90	54	65	17	(Z)	6	1
	60,000 TO 89,999 POUNDS . . . . .	12	8	40	44	-	-	-	-
	SHIPMENT WEIGHT UNKNOWN . . . . .	164	48	34	40	28	1	24	4
353	CONSTRUCTION, MINING, MATERIALS HANDLING MACH., EQUIP.	6 467	3 568	6	7	1 184	43	635	92
	UNDER 500 POUNDS . . . . .	153	86	20	23	26	1	17	3
	500 TO 999 POUNDS . . . . .	129	83	29	39	18	1	10	2
	1,000 TO 4,999 POUNDS . . . . .	417	253	8	9	65	2	53	8
	5,000 TO 9,999 POUNDS . . . . .	355	176	14	13	79	4	48	7
	10,000 TO 19,999 POUNDS . . . . .	570	340	10	10	79	3	85	13
	20,000 TO 29,999 POUNDS . . . . .	503	237	9	10	95	4	93	13
	30,000 TO 59,999 POUNDS . . . . .	1 378	773	8	10	221	9	144	21
	60,000 TO 89,999 POUNDS . . . . .	498	325	8	7	66	1	16	2
	90,000 POUNDS AND OVER . . . . .	786	507	12	26	226	5	35	5
	SHIPMENT WEIGHT UNKNOWN . . . . .	1 679	788	13	15	309	12	136	19
3531	CONSTRUCTION MACHINERY AND EQUIPMENT	3 404	2 056	7	10	476	20	296	44
	UNDER 500 POUNDS . . . . .	51	32	44	48	3	(Z)	5	1
	500 TO 999 POUNDS . . . . .	53	46	60	65	2	(Z)	3	1
	1,000 TO 4,999 POUNDS . . . . .	106	78	16	19	14	1	8	1
	5,000 TO 9,999 POUNDS . . . . .	105	44	39	28	35	2	4	1
	10,000 TO 19,999 POUNDS . . . . .	299	200	12	15	26	1	40	7
	20,000 TO 29,999 POUNDS . . . . .	241	124	13	17	45	1	24	4
	30,000 TO 59,999 POUNDS . . . . .	848	469	12	14	168	8	97	13
	60,000 TO 89,999 POUNDS . . . . .	403	280	10	9	48	1	15	2
	90,000 POUNDS AND OVER . . . . .	515	433	16	30	62	3	20	3
	SHIPMENT WEIGHT UNKNOWN . . . . .	783	350	13	20	72	3	80	11
35311	CONTRACTORS OFF-HIGHWAY WHEEL AND TRACKED TRACTORS	517	360	10	13	42	1	19	3
	UNDER 500 POUNDS . . . . .	1	1	59	79	(Z)	(Z)	(Z)	(Z)
	500 TO 999 POUNDS . . . . .	(Z)	(Z)	43	51	(Z)	(Z)	(Z)	(Z)
	1,000 TO 4,999 POUNDS . . . . .	6	5	38	63	2	(Z)	(Z)	(Z)
	5,000 TO 9,999 POUNDS . . . . .	11	7	28	35	2	(Z)	-	-
	10,000 TO 19,999 POUNDS . . . . .	59	44	16	17	4	(Z)	4	1
	20,000 TO 29,999 POUNDS . . . . .	30	21	22	25	3	(Z)	2	(Z)
	30,000 TO 59,999 POUNDS . . . . .	131	77	26	33	14	(Z)	6	1
	60,000 TO 89,999 POUNDS . . . . .	122	84	18	16	17	(Z)	3	1
	90,000 POUNDS AND OVER . . . . .	62	63	28	41	-	-	-	-
	SHIPMENT WEIGHT UNKNOWN . . . . .	96	59	18	29	1	(Z)	4	1
35313	TRACKLAYING ATTACHMENTS AND PARTS	679	262	16	15	169	10	116	19
	UNDER 500 POUNDS . . . . .	10	7	60	71	(Z)	(Z)	(Z)	(Z)
	500 TO 999 POUNDS . . . . .	13	11	51	71	(Z)	(Z)	2	(Z)
	1,000 TO 4,999 POUNDS . . . . .	38	30	34	40	1	(Z)	2	(Z)
	5,000 TO 9,999 POUNDS . . . . .	57	19	81	80	24	2	3	(Z)
	10,000 TO 19,999 POUNDS . . . . .	65	22	38	31	4	(Z)	22	4
	20,000 TO 29,999 POUNDS . . . . .	38	9	28	28	11	1	15	3
	30,000 TO 59,999 POUNDS . . . . .	163	48	22	16	64	5	53	8
	60,000 TO 89,999 POUNDS . . . . .	74	57	13	13	3	(Z)	-	-
	90,000 POUNDS AND OVER . . . . .	27	14	41	52	11	(Z)	-	-
	SHIPMENT WEIGHT UNKNOWN . . . . .	194	45	10	14	50	2	19	3
35314	POWER CRANES, DRAGLINES, SHOVELS, LOADERS, AND PARTS	1 373	999	14	18	150	4	86	12
	UNDER 500 POUNDS . . . . .	31	20	61	66	2	(Z)	4	1
	500 TO 999 POUNDS . . . . .	35	32	77	80	(Z)	(Z)	1	(Z)
	1,000 TO 4,999 POUNDS . . . . .	43	33	30	36	2	(Z)	4	1
	5,000 TO 9,999 POUNDS . . . . .	16	7	30	39	3	(Z)	1	(Z)
	10,000 TO 19,999 POUNDS . . . . .	43	24	23	24	5	(Z)	5	1
	20,000 TO 29,999 POUNDS . . . . .	69	22	22	24	30	1	4	1
	30,000 TO 59,999 POUNDS . . . . .	393	264	23	25	64	2	16	2
	60,000 TO 89,999 POUNDS . . . . .	159	108	17	20	19	1	7	1
	90,000 POUNDS AND OVER . . . . .	374	344	22	39	25	1	13	2
	SHIPMENT WEIGHT UNKNOWN . . . . .	209	145	23	25	1	(Z)	31	4
35316	MIXERS, PAVERS, AND RELATED EQUIPMENT	13	4	47	34	(Z)	(Z)	1	(Z)
	UNDER 500 POUNDS . . . . .	1	(Z)	72	64	(Z)	(Z)	(Z)	(Z)
	500 TO 999 POUNDS . . . . .	(Z)	(Z)	89	75	-	-	(Z)	(Z)
	1,000 TO 4,999 POUNDS . . . . .	(Z)	(Z)	45	58	(Z)	(Z)	-	-
	5,000 TO 9,999 POUNDS . . . . .	(Z)	(Z)	100	100	-	-	-	-
	10,000 TO 19,999 POUNDS . . . . .	(Z)	(Z)	100	100	-	-	-	-
	20,000 TO 29,999 POUNDS . . . . .	1	1	69	69	-	-	-	-
	30,000 TO 59,999 POUNDS . . . . .	3	2	47	54	-	-	(Z)	(Z)
	60,000 TO 89,999 POUNDS . . . . .	2	1	69	69	-	-	-	-
	SHIPMENT WEIGHT UNKNOWN . . . . .	6	-	94	-	-	-	-	-
35318	SCRAPERS, GRADERS, ROLLERS, OFF-HWY. TRUCKS, TRAILERS	459	244	11	16	28	1	16	2
	UNDER 500 POUNDS . . . . .	3	2	74	75	(Z)	(Z)	(Z)	(Z)
	500 TO 999 POUNDS . . . . .	1	1	43	46	-	-	-	-
	1,000 TO 4,999 POUNDS . . . . .	5	3	17	29	1	(Z)	1	(Z)
	5,000 TO 9,999 POUNDS . . . . .	10	7	25	30	-	-	1	(Z)
	10,000 TO 19,999 POUNDS . . . . .	58	46	20	18	-	-	(Z)	(Z)
	20,000 TO 29,999 POUNDS . . . . .	65	43	47	48	-	-	2	(Z)
	30,000 TO 59,999 POUNDS . . . . .	90	55	15	23	7	(Z)	4	(Z)
	60,000 TO 89,999 POUNDS . . . . .	28	24	27	32	-	-	-	-
	90,000 POUNDS AND OVER . . . . .	36	7	29	45	16	1	8	1
	SHIPMENT WEIGHT UNKNOWN . . . . .	163	56	24	55	4	(Z)	1	(Z)
35319	CONSTRUCTION MACHINERY AND EQUIPMENT, NEC.	323	169	16	25	80	3	50	7
	UNDER 500 POUNDS . . . . .	5	3	45	54	1	(Z)	(Z)	(Z)
	500 TO 999 POUNDS . . . . .	3	2	55	76	1	(Z)	(Z)	(Z)
	1,000 TO 4,999 POUNDS . . . . .	14	7	42	41	8	(Z)	(Z)	(Z)
	5,000 TO 9,999 POUNDS . . . . .	10	4	35	32	6	(Z)	-	-
	10,000 TO 19,999 POUNDS . . . . .	75	63	29	40	13	(Z)	8	1
	20,000 TO 29,999 POUNDS . . . . .	37	28	39	40	1	(Z)	1	(Z)
	30,000 TO 59,999 POUNDS . . . . .	69	24	23	26	20	1	18	2
	60,000 TO 89,999 POUNDS . . . . .	18	5	56	86	10	(Z)	5	(Z)

TONS (THOUSANDS) AND TON-MILES (MILLIONS) BY DISTANCE OF SHIPMENT--CON.

200 TO 299 MILES		300 TO 499 MILES		500 TO 999 MILES		1,000 TO 1,499 MILES		1,500 MILES AND OVER		MILEAGE UNKNOWN	TCC CODE AND WT.
TONS	TON-MILES	TONS	TON-MILES	TONS	TON-MILES	TONS	TON-MILES	TONS	TON-MILES	TONS	
15	3	23	10	42	32	22	28	7	15		35241
(Z)	(Z)	-	-	12	8	-	-	-	-	-	- 30-60
9	2	31	13	25	18	4	4	3	6	40	- 60-90
											UK
597	153	929	368	1 740	1 250	697	833	446	829	240	353
17	4	40	10	40	29	18	21	10	18	-	0-.5
7	2	26	10	40	31	19	22	9	16	-	5-1
48	12	60	25	101	72	52	62	38	72	(Z)	1-5
39	10	62	24	75	52	26	31	27	49	-	5-10
53	14	107	43	138	98	54	66	55	104	-	10-20
53	13	93	36	97	71	52	61	21	40	-	20-30
119	30	216	84	504	373	102	123	73	132	-	30-60
22	5	47	18	262	179	53	64	33	56	-	60-90
70	18	64	28	164	121	130	153	96	175	-	90+
170	44	228	91	320	224	191	230	85	168	240	UK
240	61	439	177	1 088	807	392	467	269	479	204	3531
7	2	8	3	19	14	7	7	3	5	-	0-.5
1	(Z)	4	2	23	19	14	15	5	9	-	5-1
9	2	7	3	36	26	15	17	16	27	-	1-5
24	6	15	6	13	10	5	6	8	14	-	5-10
17	4	76	31	71	51	39	47	31	58	-	10-20
25	6	54	21	52	41	33	37	7	12	-	20-30
53	13	98	39	336	262	64	78	32	56	-	30-60
10	3	38	15	216	153	44	54	31	44	-	60-90
41	11	47	21	153	111	101	120	92	166	-	90+
52	13	92	37	169	120	71	85	44	80	204	UK
30	8	88	37	203	141	58	67	58	103	19	35311
(Z)	(Z)	(Z)	(Z)	(Z)	(Z)	(Z)	(Z)	(Z)	(Z)	-	0-.5
(Z)	(Z)	-	-	(Z)	(Z)	-	-	-	-	-	5-1
(Z)	(Z)	(Z)	(Z)	1	1	1	-	2	3	-	1-5
1	(Z)	3	1	3	2	1	1	2	2	-	5-10
3	1	12	5	23	17	4	5	9	15	-	10-20
4	1	2	1	12	10	5	6	2	3	-	20-30
4	1	29	12	61	42	13	16	3	6	-	30-60
1	(Z)	12	4	64	42	14	17	12	20	-	60-90
6	2	15	7	12	8	8	9	21	38	-	90+
9	2	16	7	27	19	12	14	8	16	19	UK
57	15	53	20	172	119	14	17	36	63	63	35313
2	1	2	1	4	4	1	1	1	2	-	0-.5
1	(Z)	2	1	4	3	1	1	3	5	-	5-1
3	1	3	1	19	15	2	3	6	10	-	1-5
21	6	2	1	1	(Z)	-	-	6	10	-	5-10
7	2	24	9	6	4	-	-	1	2	-	10-20
2	1	4	2	6	4	-	-	-	-	-	20-30
5	1	7	3	25	17	2	2	7	12	-	30-60
-	-	-	-	64	45	2	3	6	10	-	60-90
-	-	-	-	12	9	3	4	-	-	-	90+
15	4	8	3	30	17	3	3	6	12	63	UK
113	29	146	59	526	408	205	248	134	239	12	35314
4	1	4	2	11	9	5	6	1	2	-	0-.5
(Z)	(Z)	1	1	18	15	12	13	2	4	-	5-1
4	1	3	1	12	7	10	11	7	11	-	1-5
1	(Z)	7	3	4	3	1	1	(Z)	(Z)	-	5-10
3	1	11	5	12	8	5	6	2	4	-	10-20
11	3	11	5	5	4	5	6	2	4	-	20-30
38	9	32	13	189	159	36	46	19	33	-	30-60
10	2	20	8	75	56	21	26	8	13	-	60-90
35	9	23	10	120	88	89	107	71	128	-	90+
7	2	34	13	80	60	21	26	22	39	12	UK
(Z)	(Z)	(Z)	(Z)	5	4	(Z)	(Z)	(Z)	(Z)	6	35316
(Z)	(Z)	(Z)	(Z)	(Z)	(Z)	(Z)	(Z)	(Z)	(Z)	-	0-.5
-	-	-	-	(Z)	(Z)	-	-	-	-	-	5-1
(Z)	(Z)	-	-	(Z)	(Z)	(Z)	(Z)	-	-	-	1-5
-	-	(Z)	(Z)	-	-	-	-	-	-	-	5-10
-	-	-	-	1	1	-	-	-	-	-	10-20
-	-	-	-	2	2	-	-	-	-	-	20-30
-	-	-	-	2	1	-	-	-	-	-	30-60
-	-	-	-	-	-	-	-	-	-	-	60-90
-	-	-	-	-	-	-	-	-	-	6	UK
14	4	120	49	118	88	54	62	22	38	86	35318
1	(Z)	1	(Z)	1	1	(Z)	(Z)	(Z)	(Z)	-	0-.5
-	-	-	-	(Z)	(Z)	(Z)	(Z)	(Z)	(Z)	-	5-1
1	(Z)	(Z)	(Z)	1	1	1	1	-	-	-	1-5
1	(Z)	3	1	4	3	1	1	1	1	-	5-10
3	1	21	10	16	12	8	9	9	15	-	10-20
-	-	30	12	24	21	7	7	2	3	-	20-30
1	(Z)	26	10	40	28	9	11	3	5	-	30-60
-	-	7	2	11	8	4	5	5	9	-	60-90
-	-	9	4	3	2	-	-	-	-	-	90+
7	2	22	10	16	13	24	28	2	4	86	UK
16	4	25	10	60	44	57	68	16	32	18	35319
1	(Z)	1	(Z)	1	1	1	1	(Z)	1	-	0-.5
(Z)	(Z)	(Z)	(Z)	1	(Z)	1	1	(Z)	(Z)	-	5-1
(Z)	(Z)	1	(Z)	2	1	2	2	1	3	-	1-5
(Z)	(Z)	1	(Z)	2	10	2	2	(Z)	(Z)	-	5-10
(Z)	(Z)	8	3	14	10	22	27	10	21	-	10-20
7	2	6	2	5	3	16	19	3	2	-	20-30
4	1	4	2	19	14	4	4	-	-	-	30-60
-	-	(Z)	(Z)	-	-	3	4	-	-	-	60-90

BUREAU OF THE CENSUS

TABLE 3. SHIPMENTS BY MANUFACTURING ESTABLISHMENTS--COMMODITIES AND WEIGHT OF SHIPMENT BY DISTANCE SHIPPED: 1977--CON.

TCC CODE	COMMODITY AND WEIGHT OF SHIPMENT	ALL SHIPMENTS				TONS (THOUSANDS) AND TON-MILES (MILLIONS) BY DISTANCE OF SHIPMENT			
		TONS (THOU- SANDS) (A)	TON-MILES (MIL- LIONS) (B)	STANDARD ERROR (PERCENT) FOR COLUMNS--		UNDER 100 MILES		100 TO 199 MILES	
				(A)	(B)	TONS	TON- MILES	TONS	TON- MILES
35319	CONSTRUCTION MACHINERY AND EQUIPMENT, NEC.								
	90,000 POUNDS AND OVER . . . . .	16	5	56	88	10	1	-	-
	SHIPMENT WEIGHT UNKNOWN . . . . .	75	28	41	58	10	(Z)	17	3
3532	MINING MACHINERY, EQUIPMENT, AND PARTS . . . . .	447	157	19	18	135	7	66	10
	UNDER 500 POUNDS . . . . .	17	7	40	26	4	(Z)	5	1
	500 TO 999 POUNDS . . . . .	17	7	48	51	1	(Z)	1	(Z)
	1,000 TO 4,999 POUNDS . . . . .	38	13	42	35	6	(Z)	18	3
	5,000 TO 9,999 POUNDS . . . . .	10	2	40	45	5	(Z)	3	(Z)
	10,000 TO 19,999 POUNDS . . . . .	25	14	42	42	9	1	1	(Z)
	20,000 TO 29,999 POUNDS . . . . .	30	9	39	29	14	1	4	1
	30,000 TO 59,999 POUNDS . . . . .	90	35	26	26	26	1	9	1
	60,000 TO 89,999 POUNDS . . . . .	17	4	34	40	3	(Z)	1	(Z)
	90,000 POUNDS AND OVER . . . . .	27	19	70	83	-	-	-	-
	SHIPMENT WEIGHT UNKNOWN . . . . .	177	47	29	25	66	3	24	3
35321	UNDERGROUND MINING MACHINERY AND PARTS . . . . .	353	109	20	16	119	6	56	9
	UNDER 500 POUNDS . . . . .	15	7	43	29	4	(Z)	5	1
	500 TO 999 POUNDS . . . . .	16	7	50	53	1	(Z)	1	(Z)
	1,000 TO 4,999 POUNDS . . . . .	34	10	46	39	6	(Z)	17	3
	5,000 TO 9,999 POUNDS . . . . .	8	1	45	54	3	(Z)	2	(Z)
	10,000 TO 19,999 POUNDS . . . . .	22	13	45	42	7	1	1	(Z)
	20,000 TO 29,999 POUNDS . . . . .	22	4	43	35	12	1	3	(Z)
	30,000 TO 59,999 POUNDS . . . . .	77	32	28	28	21	1	9	1
	60,000 TO 89,999 POUNDS . . . . .	16	4	36	44	3	(Z)	1	(Z)
	90,000 POUNDS AND OVER . . . . .	(Z)	(Z)	56	57	-	-	-	-
	SHIPMENT WEIGHT UNKNOWN . . . . .	142	30	42	37	61	3	19	2
35322	CRUSHING AND PULVERIZING PLANTS AND PARTS . . . . .	30	20	43	39	7	(Z)	3	(Z)
	UNDER 500 POUNDS . . . . .	(Z)	(Z)	32	42	(Z)	(Z)	(Z)	(Z)
	500 TO 999 POUNDS . . . . .	(Z)	(Z)	71	73	(Z)	(Z)	(Z)	(Z)
	1,000 TO 4,999 POUNDS . . . . .	2	2	46	52	(Z)	(Z)	1	(Z)
	5,000 TO 9,999 POUNDS . . . . .	2	1	73	73	2	(Z)	-	-
	10,000 TO 19,999 POUNDS . . . . .	1	(Z)	66	62	1	(Z)	-	-
	20,000 TO 29,999 POUNDS . . . . .	1	3	91	96	-	-	-	-
	30,000 TO 59,999 POUNDS . . . . .	4	1	78	79	3	(Z)	-	-
	60,000 TO 89,999 POUNDS . . . . .	(Z)	(Z)	100	100	-	-	-	-
	SHIPMENT WEIGHT UNKNOWN . . . . .	18	12	51	47	1	(Z)	2	(Z)
35329	MINING MACHINERY, EQUIPMENT, AND PARTS, NEC. . . . .	64	29	28	53	9	1	7	1
	UNDER 500 POUNDS . . . . .	1	(Z)	14	13	(Z)	(Z)	(Z)	(Z)
	500 TO 999 POUNDS . . . . .	1	(Z)	39	43	(Z)	(Z)	(Z)	(Z)
	1,000 TO 4,999 POUNDS . . . . .	1	1	46	40	(Z)	(Z)	(Z)	(Z)
	5,000 TO 9,999 POUNDS . . . . .	1	(Z)	56	71	-	-	1	(Z)
	10,000 TO 19,999 POUNDS . . . . .	1	(Z)	74	93	1	(Z)	-	-
	20,000 TO 29,999 POUNDS . . . . .	7	2	53	63	2	(Z)	2	(Z)
	30,000 TO 59,999 POUNDS . . . . .	8	2	71	87	2	(Z)	-	-
	60,000 TO 89,999 POUNDS . . . . .	1	1	100	100	-	-	(Z)	(Z)
	90,000 POUNDS AND OVER . . . . .	26	18	71	85	-	-	-	-
	SHIPMENT WEIGHT UNKNOWN . . . . .	16	4	27	28	4	(Z)	4	1
3533	OILFIELD MACHINERY AND EQUIPMENT . . . . .	854	402	9	14	277	3	41	6
	UNDER 500 POUNDS . . . . .	22	11	23	25	8	(Z)	2	(Z)
	500 TO 999 POUNDS . . . . .	17	8	19	15	7	(Z)	(Z)	(Z)
	1,000 TO 4,999 POUNDS . . . . .	57	36	19	22	9	(Z)	3	(Z)
	5,000 TO 9,999 POUNDS . . . . .	40	25	25	30	6	(Z)	4	1
	10,000 TO 19,999 POUNDS . . . . .	51	22	34	39	11	(Z)	2	(Z)
	20,000 TO 29,999 POUNDS . . . . .	23	13	24	41	2	(Z)	4	1
	30,000 TO 59,999 POUNDS . . . . .	136	67	16	18	14	(Z)	11	2
	60,000 TO 89,999 POUNDS . . . . .	56	28	53	51	13	(Z)	-	-
	90,000 POUNDS AND OVER . . . . .	200	31	20	27	143	1	9	2
	SHIPMENT WEIGHT UNKNOWN . . . . .	251	161	33	40	63	1	6	1
35331	GAS AND OILFIELD DRILLING MACHINERY, EQUIP., AND PARTS . . . . .	698	321	12	12	224	2	38	6
	UNDER 500 POUNDS . . . . .	18	9	29	27	8	(Z)	1	(Z)
	500 TO 999 POUNDS . . . . .	14	6	23	17	6	(Z)	(Z)	(Z)
	1,000 TO 4,999 POUNDS . . . . .	45	30	22	25	7	(Z)	2	(Z)
	5,000 TO 9,999 POUNDS . . . . .	28	19	29	38	6	(Z)	4	1
	10,000 TO 19,999 POUNDS . . . . .	51	21	34	39	11	(Z)	2	(Z)
	20,000 TO 29,999 POUNDS . . . . .	23	13	24	41	2	(Z)	4	1
	30,000 TO 59,999 POUNDS . . . . .	104	47	15	16	14	(Z)	11	2
	60,000 TO 89,999 POUNDS . . . . .	56	28	53	51	13	(Z)	-	-
	90,000 POUNDS AND OVER . . . . .	200	31	20	27	143	1	9	2
	SHIPMENT WEIGHT UNKNOWN . . . . .	159	116	24	26	13	(Z)	5	1
35339	GAS AND OILFIELD MACHINERY AND TOOLS, NEC. . . . .	156	81	40	47	52	1	3	1
	UNDER 500 POUNDS . . . . .	4	2	24	35	(Z)	(Z)	1	(Z)
	500 TO 999 POUNDS . . . . .	3	1	38	44	1	(Z)	(Z)	(Z)
	1,000 TO 4,999 POUNDS . . . . .	12	7	31	43	2	(Z)	1	(Z)
	5,000 TO 9,999 POUNDS . . . . .	12	6	58	56	-	-	-	-
	10,000 TO 19,999 POUNDS . . . . .	(Z)	1	100	100	-	-	-	-
	30,000 TO 59,999 POUNDS . . . . .	33	19	76	71	-	-	-	-
	SHIPMENT WEIGHT UNKNOWN . . . . .	91	45	60	70	50	1	2	(Z)
35341	ELEVATORS, MOVING STAIRWAYS, AND PARTS * . . . . .	164	109	12	15	31	1	17	3
	UNDER 500 POUNDS . . . . .	2	2	38	55	(Z)	(Z)	(Z)	(Z)
	500 TO 999 POUNDS . . . . .	2	1	24	35	(Z)	(Z)	(Z)	(Z)
	1,000 TO 4,999 POUNDS . . . . .	12	9	20	22	1	(Z)	1	(Z)
	5,000 TO 9,999 POUNDS . . . . .	22	17	17	20	1	(Z)	2	(Z)
	10,000 TO 19,999 POUNDS . . . . .	28	23	16	19	1	(Z)	2	(Z)
	20,000 TO 29,999 POUNDS . . . . .	16	9	31	40	3	(Z)	2	(Z)
	30,000 TO 59,999 POUNDS . . . . .	28	16	29	44	2	(Z)	5	1
	60,000 TO 89,999 POUNDS . . . . .	3	2	74	100	1	(Z)	-	-
	90,000 POUNDS AND OVER . . . . .	3	(Z)	100	100	3	(Z)	-	-
	SHIPMENT WEIGHT UNKNOWN . . . . .	47	30	23	33	17	1	5	1
35351	CONVEYORS, CONVEYING EQUIPMENT AND PARTS * . . . . .	610	274	10	14	113	5	47	7



TONS (THOUSANDS) AND TON-MILES (MILLIONS) BY DISTANCE OF SHIPMENT--CON.

200 TO 299 MILES		300 TO 499 MILES		500 TO 999 MILES		1,000 TO 1,499 MILES		1,500 MILES AND OVER		MILEAGE UNKNOWN	TCC CODE AND WT.
TONS	TON-MILES	TONS	TON-MILES	TONS	TON-MILES	TONS	TON-MILES	TONS	TON-MILES	TONS	
-	-	-	-	6	5	-	-	-	-	-	35319
3	1	5	2	12	9	7	9	3	6	18	90+ UK
80	20	66	25	49	36	33	38	11	22	7	3532
1	(Z)	2	1	1	1	2	3	1	1	-	0-.5
2	1	9	3	2	1	(Z)	(Z)	1	2	-	.5-1
6	1	2	1	3	3	1	1	2	3	-	1-5
2	(Z)	(Z)	(Z)	(Z)	(Z)	(Z)	(Z)	(Z)	1	-	5-10
3	1	1	(Z)	8	7	(Z)	(Z)	3	5	-	10-20
2	1	6	2	2	1	1	1	1	3	-	20-30
20	5	9	3	15	10	9	12	1	2	-	30-60
6	1	5	2	1	1	-	-	-	-	-	60-90
7	2	4	2	(Z)	(Z)	15	15	(Z)	(Z)	-	90+
29	8	28	11	16	12	5	6	2	4	7	UK
68	17	44	17	38	27	16	20	8	14	5	35321
1	(Z)	2	1	1	1	2	3	1	2	-	0-.5
2	1	9	3	2	1	(Z)	(Z)	1	1	-	.5-1
5	1	2	1	3	2	1	1	2	2	-	1-5
2	(Z)	(Z)	(Z)	(Z)	(Z)	-	-	(Z)	(Z)	-	5-10
3	1	3	(Z)	8	6	-	-	3	5	-	10-20
2	1	3	1	2	1	1	1	-	-	-	20-30
20	5	3	1	15	10	8	11	1	2	-	30-60
6	1	5	2	1	(Z)	-	-	-	-	-	60-90
-	-	-	-	(Z)	(Z)	-	-	(Z)	(Z)	-	90+
26	7	20	7	7	4	4	5	1	2	5	UK
1	(Z)	4	2	10	8	1	2	3	8	(Z)	35322
(Z)	(Z)	(Z)	(Z)	(Z)	(Z)	(Z)	(Z)	(Z)	(Z)	-	0-.5
(Z)	(Z)	(Z)	(Z)	(Z)	(Z)	(Z)	(Z)	(Z)	(Z)	-	.5-1
-	-	(Z)	(Z)	(Z)	(Z)	(Z)	(Z)	(Z)	1.	-	1-5
-	-	-	(Z)	(Z)	(Z)	(Z)	(Z)	(Z)	1	-	5-10
-	-	-	-	(Z)	(Z)	-	-	-	-	-	10-20
-	-	-	-	-	-	1	1	1	3	-	20-30
-	-	(Z)	(Z)	-	-	-	-	-	-	-	30-60
1	(Z)	4	2	9	7	(Z)	(Z)	1	2	(Z)	60-90 UK
11	3	18	7	2	2	16	16	(Z)	1	1	35329
(Z)	(Z)	(Z)	(Z)	(Z)	(Z)	(Z)	(Z)	(Z)	(Z)	-	0-.5
(Z)	(Z)	-	-	(Z)	(Z)	(Z)	(Z)	(Z)	(Z)	-	.5-1
1	(Z)	(Z)	(Z)	(Z)	(Z)	(Z)	(Z)	(Z)	(Z)	-	1-5
(Z)	(Z)	(Z)	(Z)	(Z)	(Z)	(Z)	(Z)	(Z)	(Z)	-	5-10
(Z)	(Z)	(Z)	(Z)	(Z)	(Z)	(Z)	(Z)	(Z)	(Z)	-	10-20
(Z)	(Z)	3	1	(Z)	(Z)	-	-	-	-	-	20-30
-	(Z)	6	2	-	-	-	-	-	-	-	30-60
7	2	4	-	1	1	-	-	-	-	-	60-90
2	(Z)	3	1	1	1	15	15	-	-	-	90+
91	23	118	47	145	88	155	190	24	45	3	3533
2	1	3	1	4	2	3	4	1	3	-	0-.5
1	(Z)	3	1	3	2	2	2	1	2	-	.5-1
8	2	13	5	7	5	13	16	4	8	(Z)	1-5
3	1	12	2	2	1	10	12	3	5	-	5-10
14	4	5	2	11	5	7	9	1	2	-	10-20
4	1	5	(Z)	(Z)	(Z)	7	9	-	-	-	20-30
14	3	33	12	46	27	17	19	1	2	-	30-60
5	1	2	1	27	15	8	9	1	2	-	60-90
22	6	12	5	5	5	8	11	1	2	-	90+
18	4	30	13	40	25	80	98	10	19	3	UK
85	21	97	39	104	62	126	152	21	37	3	35331
2	(Z)	2	1	3	2	3	4	1	2	-	0-.5
1	(Z)	2	1	3	2	1	2	1	2	-	.5-1
6	1	8	4	6	4	12	14	3	6	(Z)	1-5
3	1	2	1	2	1	8	10	3	5	-	5-10
14	4	5	2	11	5	7	9	(Z)	1	-	10-20
4	1	5	(Z)	(Z)	(Z)	7	9	-	-	-	20-30
14	3	33	12	13	8	17	19	1	2	-	30-60
5	1	2	1	27	15	8	9	1	2	-	60-90
22	6	12	5	5	5	8	11	1	2	-	90+
15	4	26	11	34	19	55	66	8	15	3	UK
6	2	21	8	41	26	29	37	3	8	(Z)	35339
1	(Z)	1	(Z)	1	1	(Z)	(Z)	(Z)	1	-	0-.5
1	(Z)	1	(Z)	(Z)	(Z)	(Z)	(Z)	-	-	-	.5-1
2	1	5	2	1	(Z)	1	2	1	2	-	1-5
-	-	10	4	-	-	2	2	-	-	-	5-10
-	-	-	-	-	-	-	-	(Z)	1	-	10-20
2	1	4	1	33	19	-	-	-	-	-	30-60
21	6	15	6	7	5	25	33	1	4	(Z)	UK
(Z)	(Z)	(Z)	(Z)	44	30	18	21	19	43	(Z)	35341
(Z)	(Z)	(Z)	(Z)	1	(Z)	(Z)	(Z)	(Z)	1	-	0-.5
1	(Z)	(Z)	(Z)	(Z)	(Z)	(Z)	(Z)	(Z)	(Z)	-	.5-1
2	(Z)	2	1	4	3	2	2	1	3	-	1-5
5	1	3	1	10	7	2	2	3	6	-	5-10
3	1	3	1	10	6	2	4	5	9	-	10-20
8	2	(Z)	(Z)	8	2	(Z)	(Z)	4	3	-	20-30
-	-	-	-	-	-	-	-	4	8	-	30-60
-	-	-	-	-	-	2	2	-	-	-	60-90
2	1	3	1	9	6	6	7	4	13	-	90+
87	23	132	50	139	94	27	32	30	63	(Z)	UK

BUREAU OF THE CENSUS

TABLE 3. SHIPMENTS BY MANUFACTURING ESTABLISHMENTS--COMMOITIES AND WEIGHT OF SHIPMENT BY DISTANCE SHIPPED: 1977--CON.

TCC CODE	COMMOITY AND WEIGHT OF SHIPMENT	ALL SHIPMENTS				TONS (THOUSANDS) AND TON-MILES (MILLIONS) BY OISTANCE OF SHIPMENT			
		TONS (THOU- SANDS) (A)	TON-MILES (MIL- LIONS) (B)	STANDARO ERROR (PERCENT) FOR COLUMNS--		UNOER 100 MILES		100 TO 199 MILES	
				(A)	(B)	TONS	TON- MILES	TONS	TON- MILES
35351	CONVEYORS, CONVEYING EQUIPMENT AND PARTS *								
	UNDER 500 POUNDS . . . . .	36	18	28	41	6	(Z)	3	1
	500 TO 999 POUNDS . . . . .	24	10	22	22	6	(Z)	3	(Z)
	1,000 TO 4,999 POUNDS . . . . .	86	39	19	25	21	1	6	1
	5,000 TO 9,999 POUNDS . . . . .	91	44	27	33	17	1	20	3
	10,000 TO 19,999 POUNDS . . . . .	39	30	27	49	5	(Z)	3	1
	20,000 TO 29,999 POUNDS . . . . .	24	9	44	47	7	(Z)	1	(Z)
	30,000 TO 59,999 POUNDS . . . . .	77	39	40	42	2	(Z)	6	1
	SHIPMENT WEIGHT UNKNOWN . . . . .	233	85	27	32	49	3	4	1
3536	HOISTS AND INDUSTRIAL CRANES	277	174	17	17	39	2	45	6
	UNDER 500 POUNDS . . . . .	9	5	15	13	1	(Z)	1	(Z)
	500 TO 999 POUNDS . . . . .	7	5	27	35	(Z)	(Z)	1	(Z)
	1,000 TO 4,999 POUNDS . . . . .	42	28	19	22	7	(Z)	5	1
	5,000 TO 9,999 POUNDS . . . . .	19	8	29	32	3	(Z)	4	1
	10,000 TO 19,999 POUNDS . . . . .	14	7	27	36	3	(Z)	3	(Z)
	20,000 TO 29,999 POUNDS . . . . .	16	8	44	46	2	(Z)	4	1
	30,000 TO 59,999 POUNDS . . . . .	43	29	26	30	6	(Z)	3	(Z)
	60,000 TO 89,999 POUNDS . . . . .	13	7	67	73	1	(Z)	-	-
	90,000 POUNDS AND OVER . . . . .	28	18	26	30	6	(Z)	7	1
	SHIPMENT WEIGHT UNKNOWN . . . . .	86	59	32	32	9	1	18	3
35361	HOISTS	102	68	21	19	6	(Z)	15	2
	UNDER 500 POUNDS . . . . .	7	4	17	14	1	(Z)	1	(Z)
	500 TO 999 POUNDS . . . . .	5	4	34	42	(Z)	(Z)	(Z)	(Z)
	1,000 TO 4,999 POUNDS . . . . .	28	21	26	31	1	(Z)	3	(Z)
	5,000 TO 9,999 POUNDS . . . . .	7	4	48	65	2	(Z)	1	(Z)
	10,000 TO 19,999 POUNDS . . . . .	5	4	43	55	-	-	(Z)	(Z)
	20,000 TO 29,999 POUNDS . . . . .	3	1	100	100	-	-	3	1
	30,000 TO 59,999 POUNDS . . . . .	21	17	75	77	-	-	17	-
	SHIPMENT WEIGHT UNKNOWN . . . . .	26	14	42	38	2	(Z)	6	1
35362	OVERHEAO TRAVELING CRANES AND MONORAIL SYSTEMS	175	106	21	23	33	2	30	4
	UNDER 500 POUNDS . . . . .	2	1	17	23	(Z)	(Z)	(Z)	(Z)
	500 TO 999 POUNDS . . . . .	2	1	37	55	(Z)	(Z)	(Z)	(Z)
	1,000 TO 4,999 POUNDS . . . . .	14	7	31	26	6	(Z)	1	(Z)
	5,000 TO 9,999 POUNDS . . . . .	11	4	34	36	1	(Z)	3	1
	10,000 TO 19,999 POUNDS . . . . .	9	3	31	38	3	(Z)	3	(Z)
	20,000 TO 29,999 POUNDS . . . . .	13	8	44	54	2	(Z)	1	(Z)
	30,000 TO 59,999 POUNDS . . . . .	22	11	28	31	6	(Z)	3	(Z)
	60,000 TO 89,999 POUNDS . . . . .	13	7	67	73	1	(Z)	-	-
	90,000 POUNDS AND OVER . . . . .	28	18	26	30	6	(Z)	7	1
	SHIPMENT WEIGHT UNKNOWN . . . . .	60	46	42	49	6	(Z)	11	2
3537	INDUSTRIAL TRUCKS AND TRACTORS	727	427	20	17	99	4	117	15
	UNDER 500 POUNDS . . . . .	11	6	35	44	4	(Z)	1	(Z)
	500 TO 999 POUNDS . . . . .	6	4	26	29	1	(Z)	1	(Z)
	1,000 TO 4,999 POUNDS . . . . .	64	42	20	23	7	(Z)	10	1
	5,000 TO 9,999 POUNDS . . . . .	69	38	26	23	12	(Z)	12	2
	10,000 TO 19,999 POUNDS . . . . .	130	63	31	28	25	1	32	4
	20,000 TO 29,999 POUNDS . . . . .	145	65	25	23	19	1	44	5
	30,000 TO 59,999 POUNDS . . . . .	176	128	19	18	5	(Z)	12	2
	60,000 TO 89,999 POUNDS . . . . .	3	3	100	100	-	-	-	-
	90,000 POUNDS AND OVER . . . . .	20	11	61	71	13	1	-	-
	SHIPMENT WEIGHT UNKNOWN . . . . .	103	68	61	60	12	1	4	1
35371	INDUSTRIAL STACKERS, TRACTORS, AND PARTS	690	415	20	18	89	4	113	14
	UNDER 500 POUNDS . . . . .	9	6	40	46	2	(Z)	1	(Z)
	500 TO 999 POUNDS . . . . .	6	4	30	31	1	(Z)	1	(Z)
	1,000 TO 4,999 POUNDS . . . . .	59	40	21	25	6	(Z)	10	1
	5,000 TO 9,999 POUNDS . . . . .	67	37	28	23	12	(Z)	12	2
	10,000 TO 19,999 POUNDS . . . . .	114	56	34	30	24	1	29	3
	20,000 TO 29,999 POUNDS . . . . .	137	64	27	23	13	(Z)	44	5
	30,000 TO 59,999 POUNDS . . . . .	174	126	19	18	5	(Z)	12	2
	60,000 TO 89,999 POUNDS . . . . .	3	3	100	100	-	-	-	-
	90,000 POUNDS AND OVER . . . . .	20	11	61	71	13	1	-	-
	SHIPMENT WEIGHT UNKNOWN . . . . .	101	68	61	60	12	1	3	(Z)
35373	INDUSTRIAL PALLETS, SKIOS, AND PLATFORMS: METAL	38	12	53	57	10	(Z)	4	1
	UNDER 500 POUNDS . . . . .	2	(Z)	82	51	2	(Z)	-	-
	500 TO 999 POUNDS . . . . .	1	(Z)	51	55	(Z)	(Z)	(Z)	(Z)
	1,000 TO 4,999 POUNDS . . . . .	5	2	88	67	1	(Z)	(Z)	(Z)
	5,000 TO 9,999 POUNDS . . . . .	2	1	69	69	-	-	-	-
	10,000 TO 19,999 POUNDS . . . . .	17	7	62	78	1	(Z)	3	(Z)
	20,000 TO 29,999 POUNDS . . . . .	8	1	63	75	7	(Z)	-	-
	30,000 TO 59,999 POUNDS . . . . .	2	2	100	100	-	-	-	-
	SHIPMENT WEIGHT UNKNOWN . . . . .	2	(Z)	76	100	-	-	1	(Z)
354	METALWORKING MACHINERY AND EQUIPMENT	2 327	782	23	38	892	22	256	37
	UNDER 500 POUNDS . . . . .	286	118	23	19	119	2	28	4
	500 TO 999 POUNDS . . . . .	100	30	16	21	55	1	4	1
	1,000 TO 4,999 POUNDS . . . . .	245	121	10	18	88	2	19	3
	5,000 TO 9,999 POUNDS . . . . .	111	43	18	18	40	1	9	1
	10,000 TO 19,999 POUNDS . . . . .	208	54	18	21	113	3	21	3
	20,000 TO 29,999 POUNDS . . . . .	111	34	16	20	46	2	14	2
	30,000 TO 59,999 POUNDS . . . . .	369	101	38	84	120	4	66	9
	60,000 TO 89,999 POUNDS . . . . .	89	22	30	31	46	1	9	1
	90,000 POUNDS AND OVER . . . . .	55	33	38	39	13	(Z)	7	1
	SHIPMENT WEIGHT UNKNOWN . . . . .	754	226	40	24	252	6	79	12
35412	MACHINE TOOLS, METAL CUTTING TYPES *	304	153	56	26	57	2	60	9
	UNDER 500 POUNDS . . . . .	29	8	64	36	1	(Z)	20	3
	500 TO 999 POUNDS . . . . .	5	3	34	62	1	(Z)	1	(Z)
	1,000 TO 4,999 POUNDS . . . . .	27	11	25	22	3	(Z)	9	1
	5,000 TO 9,999 POUNDS . . . . .	14	8	48	51	2	(Z)	2	(Z)
	10,000 TO 19,999 POUNDS . . . . .	36	17	27	33	11	(Z)	7	1
	20,000 TO 29,999 POUNDS . . . . .	14	7	23	22	1	(Z)	1	(Z)

TONS (THOUSANDS) AND TON-MILES (MILLIONS) BY DISTANCE OF SHIPMENT--CON.

200 TO 299 MILES		300 TO 499 MILES		500 TO 999 MILES		1,000 TO 1,499 MILES		1,500 MILES AND OVER		MILEAGE UNKNOWN	TCC CODE AND WT.
TONS	TON-MILES	TONS	TON-MILES	TONS	TON-MILES	TONS	TON-MILES	TONS	TON-MILES	TONS	
5	1	8	3	9	6	3	4	2	3		35351
1	(Z)	6	3	6	5	1	1	1	1	-	0-.5
14	3	12	5	24	16	5	7	3	7	-	.5-1
4	1	19	7	19	12	4	5	8	16	-	1-5
4	1	8	3	11	8	(Z)	(Z)	8	17	-	5-10
5	1	3	1	6	4	1	1	1	1	-	10-20
9	3	19	6	38	26	2	3	-	-	-	20-30
45	12	57	22	26	18	9	11	9	18	34	UK
15	4	32	13	90	66	31	39	22	43	2	3536
1	(Z)	2	1	3	2	1	1	1	1	-	0-.5
2	(Z)	2	1	2	1	1	1	1	1	-	.5-1
1	(Z)	4	3	9	6	9	12	3	6	-	1-5
1	(Z)	4	2	6	4	(Z)	(Z)	1	1	-	5-10
1	(Z)	2	1	2	2	2	3	(Z)	(Z)	-	10-20
1	(Z)	3	(Z)	4	3	3	3	-	-	-	20-30
1	(Z)	3	1	25	20	5	6	1	1	-	30-60
(Z)	(Z)	2	(Z)	9	5	-	-	1	1	-	60-90
5	1	9	4	24	17	6	7	14	27	2	UK
6	1	12	5	44	34	13	16	5	9	1	35361
1	(Z)	1	1	2	1	(Z)	1	1	1	-	0-.5
(Z)	(Z)	2	1	7	5	1	10	1	1	-	.5-1
1	(Z)	5	2	7	4	8	-	1	2	-	1-5
1	(Z)	-	(Z)	1	1	2	3	(Z)	(Z)	-	5-10
1	-	-	-	1	1	-	-	-	-	-	10-20
1	-	-	-	21	17	-	-	-	-	-	20-30
2	1	4	1	7	5	1	2	2	4	1	UK
9	2	21	8	46	32	19	23	17	34	1	35362
(Z)	(Z)	(Z)	(Z)	(Z)	(Z)	(Z)	(Z)	(Z)	(Z)	-	0-.5
(Z)	(Z)	(Z)	(Z)	(Z)	(Z)	(Z)	(Z)	(Z)	(Z)	-	.5-1
(Z)	(Z)	3	1	1	1	1	2	2	3	-	1-5
1	(Z)	4	2	1	1	(Z)	(Z)	1	1	-	5-10
(Z)	(Z)	2	1	1	1	(Z)	(Z)	(Z)	(Z)	-	10-20
1	(Z)	1	(Z)	4	3	3	3	-	-	-	20-30
1	(Z)	3	1	4	3	5	6	1	1	-	30-60
1	(Z)	1	(Z)	9	5	-	-	1	1	-	60-90
(Z)	(Z)	2	1	7	6	5	6	2	4	-	90+
3	1	5	2	17	12	4	6	12	23	1	UK
60	16	130	52	185	129	56	66	77	144	3	3537
(Z)	(Z)	1	(Z)	3	2	1	2	1	2	-	0-.5
(Z)	(Z)	1	(Z)	2	2	(Z)	(Z)	(Z)	1	-	.5-1
7	2	12	5	12	9	10	12	7	13	-	1-5
3	1	9	3	24	18	4	4	5	9	-	5-10
11	3	18	7	24	18	10	11	10	19	-	10-20
13	3	21	8	31	20	7	8	10	19	-	20-30
15	4	54	23	51	33	6	6	33	60	-	30-60
-	-	-	-	3	3	-	-	-	-	-	60-90
-	-	-	-	-	-	5	6	2	4	-	90+
11	3	14	5	35	24	14	16	10	18	3	UK
51	14	124	50	182	127	53	63	77	144	1	35371
(Z)	(Z)	1	(Z)	2	2	1	2	1	2	-	0-.5
(Z)	(Z)	1	(Z)	2	2	(Z)	(Z)	(Z)	1	-	.5-1
5	1	10	4	12	9	9	12	7	13	-	1-5
2	1	8	3	24	18	4	4	5	9	-	5-10
4	1	15	6	24	18	7	8	10	19	-	10-20
13	3	21	8	29	19	7	8	10	19	-	20-30
15	4	54	23	49	31	6	6	33	60	-	30-60
-	-	-	-	3	3	-	-	-	-	-	60-90
-	-	-	-	-	-	5	6	2	4	-	90+
11	3	14	5	35	24	14	16	10	18	1	UK
9	2	5	2	4	3	3	4	(Z)	(Z)	1	35373
(Z)	(Z)	(Z)	(Z)	(Z)	(Z)	-	-	-	-	-	0-.5
2	(Z)	2	1	-	-	-	-	-	-	-	.5-1
1	(Z)	1	(Z)	-	-	(Z)	1	(Z)	(Z)	-	1-5
6	2	3	1	-	-	3	3	-	-	-	5-10
-	-	-	-	2	1	-	-	-	-	-	10-20
-	-	-	-	2	2	-	-	-	-	-	20-30
-	-	-	-	2	2	-	-	-	-	-	30-60
-	-	-	-	-	-	-	-	-	-	1	UK
266	64	275	106	327	223	62	73	126	256	122	354
13	3	43	16	52	37	8	10	23	47	(Z)	0-.5
6	2	15	6	13	8	2	2	5	10	-	.5-1
14	3	41	16	44	30	9	11	30	56	-	1-5
8	2	23	10	21	15	5	5	4	8	-	5-10
21	5	23	9	14	10	6	6	10	18	-	10-20
14	4	13	5	19	13	1	2	9	8	-	20-30
85	20	41	16	47	31	2	2	9	18	-	30-60
19	5	6	2	3	2	2	2	4	9	-	60-90
3	1	5	2	15	12	8	10	3	7	-	90+
84	20	65	24	99	66	20	22	34	75	122	UK
40	10	29	12	75	54	19	22	22	45	1	35412
1	(Z)	2	1	3	2	(Z)	(Z)	1	2	(Z)	0-.5
(Z)	(Z)	1	(Z)	1	1	(Z)	(Z)	1	1	-	.5-1
2	(Z)	7	3	4	3	(Z)	(Z)	2	3	-	1-5
1	(Z)	2	1	7	4	(Z)	(Z)	1	2	-	5-10
6	1	2	1	2	2	2	2	5	9	-	10-20
5	1	2	1	5	3	(Z)	(Z)	(Z)	1	-	20-30

BUREAU OF THE CENSUS



TABLE 3. SHIPMENTS BY MANUFACTURING ESTABLISHMENTS--COMMODITIES AND WEIGHT OF SHIPMENT BY DISTANCE SHIPPED: 1977--CON.

TCC CODE	COMMODITY AND WEIGHT OF SHIPMENT	ALL SHIPMENTS				TONS (THOUSANDS) AND TON-MILES (MILLIONS) BY DISTANCE OF SHIPMENT			
		TONS (THOU- SANDS) (A)	TON-MILES (MIL- LIONS) (B)	STANDARD ERROR (PERCENT) FOR COLUMNS--		UNDER 100 MILES		100 TO 199 MILES	
				(A)	(B)	TDNS	TON- MILES	TONS	TON- MILES
35412	MACHINE TOOLS, METAL CUTTING TYPES *								
	30,000 TO 59,999 POUNDS . . . . .	45	20	19	22	12	1	2	(Z)
	60,000 TO 89,999 POUNDS . . . . .	12	4	49	43	(Z)	(Z)	2	(Z)
	90,000 POUNDS AND OVER . . . . .	13	11	67	67	-	-	-	-
	SHIPMENT WEIGHT UNKNOWN . . . . .	109	65	78	47	25	1	16	3
35421	MACHINE TOOLS, METAL FORMING TYPES *	163	79	16	21	28	2	29	4
	UNDER 500 POUNDS . . . . .	8	5	27	28	2	(Z)	1	(Z)
	500 TO 999 POUNDS . . . . .	3	1	35	44	1	(Z)	1	(Z)
	1,000 TO 4,999 POUNDS . . . . .	15	10	39	55	5	(Z)	1	(Z)
	5,000 TO 9,999 POUNDS . . . . .	11	7	32	47	1	(Z)	1	(Z)
	10,000 TO 19,999 POUNDS . . . . .	23	8	24	46	11	1	3	(Z)
	20,000 TO 29,999 POUNDS . . . . .	19	9	27	49	4	(Z)	7	1
	30,000 TO 59,999 POUNDS . . . . .	7	3	84	56	1	(Z)	2	(Z)
	60,000 TO 89,999 POUNDS . . . . .	3	(Z)	100	100	-	-	3	(Z)
	90,000 POUNDS AND OVER . . . . .	18	6	47	52	3	(Z)	7	1
	SHIPMENT WEIGHT UNKNOWN . . . . .	56	30	32	35	1	(Z)	3	(Z)
35441	SPECIAL DIES AND TOOLS, DIE SETS, JIGS, AND FIXTURES *	1 227	235	24	68	625	14	129	18
	UNDER 500 POUNDS . . . . .	173	47	41	52	113	1	3	(Z)
	500 TO 999 POUNDS . . . . .	60	7	32	65	47	1	1	(Z)
	1,000 TO 4,999 POUNDS . . . . .	101	37	21	36	64	2	7	1
	5,000 TO 9,999 POUNDS . . . . .	37	10	37	47	14	1	5	1
	10,000 TO 19,999 POUNDS . . . . .	71	11	33	32	37	2	6	1
	20,000 TO 29,999 POUNDS . . . . .	63	12	34	57	39	1	5	1
	30,000 TO 59,999 POUNDS . . . . .	245	50	51	93	102	3	54	7
	60,000 TO 89,999 POUNDS . . . . .	57	13	50	69	39	(Z)	5	1
	90,000 POUNDS AND OVER . . . . .	5	2	100	100	3	(Z)	-	-
	SHIPMENT WEIGHT UNKNOWN . . . . .	415	45	34	35	166	3	43	6
35451	MACHINE TOOL ACCESSORIES AND MEASURING DEVICES *	213	89	21	31	94	2	11	1
	UNDER 500 POUNDS . . . . .	40	27	18	27	6	(Z)	3	1
	500 TO 999 POUNDS . . . . .	13	5	33	38	3	(Z)	1	(Z)
	1,000 TO 4,999 POUNDS . . . . .	44	20	41	49	11	(Z)	1	(Z)
	5,000 TO 9,999 POUNDS . . . . .	17	1	76	93	15	(Z)	-	-
	10,000 TO 19,999 POUNDS . . . . .	48	1	72	85	45	(Z)	3	(Z)
	20,000 TO 29,999 POUNDS . . . . .	1	(Z)	100	100	1	(Z)	-	-
	SHIPMENT WEIGHT UNKNOWN . . . . .	52	36	27	55	13	1	3	(Z)
3548	METALWORKING MACHINERY, EXC. MACHINE TOOLS	441	225	10	13	90	3	40	6
	UNDER 500 POUNDS . . . . .	39	27	34	36	4	(Z)	3	(Z)
	500 TO 999 POUNDS . . . . .	12	21	25	3	3	(Z)	1	(Z)
	1,000 TO 4,999 POUNDS . . . . .	48	34	23	28	7	(Z)	1	(Z)
	5,000 TO 9,999 POUNDS . . . . .	26	16	32	34	6	(Z)	1	(Z)
	10,000 TO 19,999 POUNDS . . . . .	27	16	25	38	6	(Z)	2	(Z)
	20,000 TO 29,999 POUNDS . . . . .	22	10	20	22	4	(Z)	2	(Z)
	30,000 TO 59,999 POUNDS . . . . .	86	32	16	20	9	(Z)	11	2
	60,000 TO 89,999 POUNDS . . . . .	19	8	47	41	6	(Z)	1	(Z)
	90,000 POUNDS AND OVER . . . . .	23	16	30	37	8	(Z)	1	(Z)
	SHIPMENT WEIGHT UNKNOWN . . . . .	132	54	20	19	37	1	16	3
35481	ROLLING MILL MACHINERY AND EQUIPMENT	159	68	14	15	30	1	20	3
	UNDER 500 POUNDS . . . . .	1	(Z)	63	63	(Z)	(Z)	(Z)	(Z)
	500 TO 999 POUNDS . . . . .	(Z)	(Z)	53	51	(Z)	(Z)	(Z)	(Z)
	1,000 TO 4,999 POUNDS . . . . .	4	1	51	72	1	(Z)	(Z)	(Z)
	5,000 TO 9,999 POUNDS . . . . .	6	1	50	33	2	(Z)	1	(Z)
	10,000 TO 19,999 POUNDS . . . . .	7	2	31	38	2	(Z)	1	(Z)
	20,000 TO 29,999 POUNDS . . . . .	14	5	31	41	4	(Z)	1	(Z)
	30,000 TO 59,999 POUNDS . . . . .	63	20	19	24	7	(Z)	10	2
	60,000 TO 89,999 POUNDS . . . . .	16	7	52	35	5	(Z)	1	(Z)
	90,000 POUNDS AND OVER . . . . .	20	16	30	37	5	(Z)	1	(Z)
	SHIPMENT WEIGHT UNKNOWN . . . . .	28	16	15	17	4	(Z)	4	1
35484	AUTOMOTIVE MAINTENANCE EQUIP., INCL. LIFTS AND RUNWAYS	38	25	47	52	(Z)	(Z)	2	(Z)
	UNDER 500 POUNDS . . . . .	8	6	67	66	(Z)	(Z)	(Z)	(Z)
	500 TO 999 POUNDS . . . . .	5	4	54	54	-	-	-	-
	1,000 TO 4,999 POUNDS . . . . .	12	8	49	54	(Z)	(Z)	(Z)	(Z)
	5,000 TO 9,999 POUNDS . . . . .	6	5	48	56	-	-	-	-
	10,000 TO 19,999 POUNDS . . . . .	1	1	100	100	-	-	-	-
	20,000 TO 29,999 POUNDS . . . . .	3	1	64	61	-	-	-	-
	30,000 TO 59,999 POUNDS . . . . .	1	1	100	100	-	-	-	-
	SHIPMENT WEIGHT UNKNOWN . . . . .	3	(Z)	36	-	-	-	2	(Z)
35489	METALWORKING MACHINERY, NEC.	244	132	14	17	60	2	18	3
	UNDER 500 POUNDS . . . . .	31	20	16	16	4	(Z)	3	(Z)
	500 TO 999 POUNDS . . . . .	12	8	19	20	3	(Z)	1	(Z)
	1,000 TO 4,999 POUNDS . . . . .	33	25	33	38	6	(Z)	2	(Z)
	5,000 TO 9,999 POUNDS . . . . .	15	9	46	44	3	(Z)	(Z)	(Z)
	10,000 TO 19,999 POUNDS . . . . .	19	13	34	44	4	(Z)	1	(Z)
	20,000 TO 29,999 POUNDS . . . . .	6	3	32	25	(Z)	(Z)	1	(Z)
	30,000 TO 59,999 POUNDS . . . . .	22	12	34	38	2	(Z)	(Z)	(Z)
	60,000 TO 89,999 POUNDS . . . . .	2	2	69	100	1	(Z)	-	-
	90,000 POUNDS AND OVER . . . . .	3	(Z)	85	92	3	(Z)	-	-
	SHIPMENT WEIGHT UNKNOWN . . . . .	100	38	24	24	34	1	11	2
355	SPECIAL INDUSTRY MACHINERY	1 559	880	10	13	275	9	203	31
	UNDER 500 POUNDS . . . . .	135	72	16	19	33	1	21	3
	500 TO 999 POUNDS . . . . .	72	43	23	22	13	(Z)	7	1
	1,000 TO 4,999 POUNDS . . . . .	259	140	16	22	50	2	39	6
	5,000 TO 9,999 POUNDS . . . . .	130	81	22	37	21	1	13	2
	10,000 TO 19,999 POUNDS . . . . .	153	119	17	18	33	1	13	2
	20,000 TO 29,999 POUNDS . . . . .	132	53	18	19	27	1	4	7
	30,000 TO 59,999 POUNDS . . . . .	304	199	23	22	31	(Z)	45	7
	60,000 TO 89,999 POUNDS . . . . .	25	18	28	26	1	(Z)	(Z)	(Z)
	90,000 POUNDS AND OVER . . . . .	38	18	32	36	2	(Z)	-	-
	SHIPMENT WEIGHT UNKNOWN . . . . .	311	136	20	23	63	1	61	10
3551	FOOD PRODUCTS MACHINERY	300	183	34	48	65	2	26	4

TONS (THOUSANDS) AND TON-MILES (MILLIONS) BY DISTANCE OF SHIPMENT--CON.

200 TO 299 MILES		300 TO 499 MILES		500 TO 999 MILES		1,000 TO 1,499 MILES		1,500 MILES AND OVER		MILEAGE UNKNOWN	TCC CODE AND WT.
TONS	TON-MILES	TONS	TON-MILES	TONS	TON-MILES	TONS	TON-MILES	TONS	TON-MILES	TONS	
4	1	4	1	21	14	1	1	1	1	-	35412
8	2	1	(Z)	1	1	-	-	(Z)	(Z)	-	30-60
1	(Z)	-	-	10	8	2	3	-	-	-	60-90
12	3	9	4	21	16	13	14	11	25	1	90+
14	4	26	10	33	23	6	6	15	31	12	35421
1	(Z)	1	(Z)	2	1	(Z)	(Z)	2	3	-	0-.5
(Z)	(Z)	1	(Z)	(Z)	(Z)	(Z)	(Z)	(Z)	1	-	.5-1
1	(Z)	2	1	4	3	(Z)	(Z)	2	5	-	1-5
3	1	1	(Z)	1	1	3	3	1	2	-	5-10
3	1	1	(Z)	2	1	1	1	2	3	-	10-20
(Z)	(Z)	2	1	3	2	1	1	2	4	-	20-30
1	(Z)	1	(Z)	2	2	(Z)	(Z)	(Z)	(Z)	-	30-60
-	-	(Z)	2	-	-	-	-	-	-	-	60-90
4	1	12	5	17	2	1	-	-	-	-	90+
152	36	121	46	43	29	8	10	42	82	106	35441
4	1	25	9	17	13	(Z)	(Z)	12	23	-	0-.5
3	1	6	2	(Z)	(Z)	(Z)	(Z)	2	3	-	.5-1
2	1	4	2	4	3	5	6	14	23	-	1-5
2	1	15	7	1	1	-	-	(Z)	(Z)	-	5-10
11	2	17	6	(Z)	(Z)	(Z)	-	-	-	-	10-20
7	2	5	2	4	3	-	-	1	3	-	20-30
60	14	20	8	-	-	-	-	8	17	-	30-60
9	2	-	-	(Z)	(Z)	-	-	4	10	-	60-90
-	-	-	-	-	-	2	2	-	-	-	90+
54	13	28	10	15	10	1	1	1	3	106	UK
13	3	30	11	42	26	4	5	18	41	2	35451
5	1	7	3	11	8	3	3	5	11	-	0-.5
1	(Z)	4	1	4	3	-	-	(Z)	(Z)	-	.5-1
5	1	16	6	5	3	(Z)	(Z)	4	9	-	1-5
-	-	1	1	-	-	-	-	-	-	-	5-10
-	-	-	-	-	-	-	-	-	-	-	10-20
-	-	-	-	-	-	-	-	-	-	-	20-30
3	1	1	1	20	12	1	1	9	21	2	UK
57	14	84	33	112	76	24	30	31	64	3	3548
2	1	8	3	15	11	4	5	3	7	-	0-.5
1	(Z)	3	1	6	4	1	1	2	5	-	.5-1
3	1	9	4	17	12	3	4	7	14	-	1-5
2	(Z)	5	2	7	7	2	2	2	4	-	5-10
4	(Z)	4	2	9	6	1	2	3	5	-	10-20
25	6	19	8	8	5	1	1	(Z)	1	-	20-30
3	1	6	2	19	12	1	1	2	4	-	30-60
3	1	1	1	2	2	1	2	1	2	-	60-90
13	3	25	(Z)	2	1	4	6	4	7	-	90+
37	9	36	9	25	17	5	7	7	15	3	UK
(Z)	(Z)	(Z)	14	17	11	11	13	8	16	1	35481
(Z)	(Z)	(Z)	(Z)	(Z)	(Z)	(Z)	(Z)	(Z)	(Z)	-	0-.5
(Z)	(Z)	1	(Z)	1	1	-	-	(Z)	(Z)	-	.5-1
(Z)	(Z)	1	(Z)	1	1	(Z)	(Z)	(Z)	(Z)	-	1-5
1	(Z)	2	1	(Z)	(Z)	(Z)	(Z)	(Z)	(Z)	-	5-10
2	(Z)	1	1	5	3	1	-	-	(Z)	-	10-20
25	6	17	7	2	1	1	1	1	3	-	20-30
3	1	6	2	2	2	(Z)	(Z)	1	2	-	30-60
3	1	1	(Z)	2	1	4	6	4	7	-	60-90
2	1	8	3	4	3	4	5	1	3	1	UK
4	1	7	3	19	14	3	4	2	3	1	35484
(Z)	(Z)	1	1	4	3	1	1	1	1	-	0-.5
1	(Z)	(Z)	(Z)	2	2	1	1	(Z)	1	-	.5-1
2	(Z)	2	1	6	4	1	1	1	1	-	1-5
1	(Z)	1	(Z)	4	3	1	1	-	-	-	5-10
-	-	-	-	1	1	-	-	-	-	-	10-20
-	-	3	1	-	-	-	-	-	-	-	20-30
-	-	-	-	1	1	-	-	-	-	-	30-60
-	-	-	-	-	-	-	-	-	-	1	UK
16	4	41	16	77	51	10	12	22	45	1	35489
2	(Z)	6	2	11	8	3	4	3	5	-	0-.5
(Z)	(Z)	3	1	4	2	(Z)	(Z)	2	4	-	.5-1
1	(Z)	7	3	9	7	2	2	6	13	-	1-5
1	(Z)	3	1	5	3	1	1	2	4	-	5-10
(Z)	(Z)	2	1	8	5	1	1	3	5	-	10-20
2	(Z)	(Z)	(Z)	3	2	-	-	(Z)	1	-	20-30
(Z)	(Z)	3	1	16	10	-	-	1	1	-	30-60
-	-	-	-	-	-	1	2	-	-	-	60-90
11	3	17	6	21	14	1	1	5	12	1	UK
203	52	218	87	392	294	109	130	142	278	17	355
16	4	15	6	26	19	10	12	13	27	(Z)	0-.5
8	2	11	4	19	14	5	6	8	16	(Z)	.5-1
30	8	35	14	66	49	22	26	18	36	-	1-5
19	5	15	6	44	34	3	3	16	31	-	5-10
15	4	13	5	20	14	25	28	35	66	-	10-20
42	11	23	9	28	19	5	6	3	6	(Z)	20-30
12	3	48	19	132	105	10	13	27	51	-	30-60
1	(Z)	4	2	11	8	8	8	(Z)	(Z)	-	60-90
1	(Z)	24	10	10	6	1	1	-	-	-	90+
61	15	30	12	36	26	22	27	22	45	17	UK
21	5	58	24	54	37	34	40	36	71	7	3551

BUREAU OF THE CENSUS

TABLE 3. SHIPMENTS BY MANUFACTURING ESTABLISHMENTS--COMMODITIES AND WEIGHT OF SHIPMENT BY DISTANCE SHIPPED: 1977--CON.

TCC CODE	COMMODITY AND WEIGHT OF SHIPMENT	ALL SHIPMENTS				TONS (THOUSANDS) AND TON-MILES (MILLIONS) BY DISTANCE OF SHIPMENT			
		TONS (THOU- SANDS) (A)	TON-MILES (MIL- LIONS) (B)	STANDARD ERROR (PERCENT) FOR COLUMNS--		UNDER 100 MILES		100 TO 199 MILES	
				(A)	(B)	TONS	TON- MILES	TONS	TON- MILES
3551	FOOD PRODUCTS MACHINERY . . . . .								
	UNDER 500 POUNDS . . . . .	29	28	30	40	2	(Z)	1	(Z)
	500 TO 999 POUNDS . . . . .	20	14	50	45	3	(Z)	2	(Z)
	1,000 TO 4,999 POUNDS . . . . .	58	34	46	60	11	(Z)	10	1
	5,000 TO 9,999 POUNDS . . . . .	32	31	63	79	1	(Z)	5	1
	10,000 TO 19,999 POUNDS . . . . .	22	22	34	38	4	(Z)	2	(Z)
	20,000 TO 29,999 POUNDS . . . . .	9	6	45	45	-	-	(Z)	(Z)
	30,000 TO 59,999 POUNDS . . . . .	18	(Z)	99	65	17	(Z)	-	-
	60,000 TO 89,999 POUNDS . . . . .	7	3	55	65	1	(Z)	-	-
	90,000 POUNDS AND OVER . . . . .	29	14	71	64	-	-	-	-
	SHIPMENT WEIGHT UNKNOWN . . . . .	76	31	49	76	25	1	5	1
35512	BAKERY MACHINERY AND EQUIPMENT . . . . .	19	17	41	47	3	(Z)	(Z)	(Z)
	UNDER 500 POUNDS . . . . .	2	3	95	98	(Z)	(Z)	(Z)	(Z)
	500 TO 999 POUNDS . . . . .	(Z)	(Z)	56	54	(Z)	(Z)	(Z)	(Z)
	1,000 TO 4,999 POUNDS . . . . .	3	1	63	62	(Z)	(Z)	(Z)	(Z)
	5,000 TO 9,999 POUNDS . . . . .	2	2	63	70	-	-	(Z)	(Z)
	10,000 TO 19,999 POUNDS . . . . .	7	7	66	75	1	(Z)	-	-
	20,000 TO 29,999 POUNDS . . . . .	(Z)	(Z)	56	63	-	-	(Z)	(Z)
	30,000 TO 59,999 POUNDS . . . . .	(Z)	(Z)	71	82	-	-	-	-
	90,000 POUNDS AND OVER . . . . .	3	2	43	42	-	-	-	-
	SHIPMENT WEIGHT UNKNOWN . . . . .	2	(Z)	75	70	1	(Z)	(Z)	(Z)
35514	FRUIT AND VEGETABLE CANNING AND PACKING MACHINERY . . . . .	11	5	53	56	3	(Z)	(Z)	(Z)
	UNDER 500 POUNDS . . . . .	1	(Z)	45	36	1	(Z)	(Z)	(Z)
	500 TO 999 POUNDS . . . . .	(Z)	(Z)	68	74	-	-	(Z)	(Z)
	1,000 TO 4,999 POUNDS . . . . .	5	2	68	63	1	(Z)	(Z)	(Z)
	5,000 TO 9,999 POUNDS . . . . .	1	1	100	100	-	-	-	-
	10,000 TO 19,999 POUNDS . . . . .	1	(Z)	71	93	1	(Z)	-	-
	20,000 TO 29,999 POUNDS . . . . .	2	1	100	100	-	-	-	-
	SHIPMENT WEIGHT UNKNOWN . . . . .	1	(Z)	71	79	1	(Z)	-	-
35515	BOTTLING MACHINERY, EXC. DAIRY . . . . .	42	22	37	40	2	(Z)	1	(Z)
	UNDER 500 POUNDS . . . . .	2	1	54	58	(Z)	(Z)	(Z)	(Z)
	500 TO 999 POUNDS . . . . .	(Z)	(Z)	70	61	-	-	-	-
	1,000 TO 4,999 POUNDS . . . . .	3	2	51	59	2	(Z)	-	-
	5,000 TO 9,999 POUNDS . . . . .	1	1	73	71	-	-	-	-
	10,000 TO 19,999 POUNDS . . . . .	2	2	51	76	-	-	1	(Z)
	20,000 TO 29,999 POUNDS . . . . .	(Z)	(Z)	100	100	-	-	-	-
	60,000 TO 89,999 POUNDS . . . . .	6	3	69	70	-	-	-	-
	90,000 POUNDS AND OVER . . . . .	26	12	100	100	-	-	-	-
	SHIPMENT WEIGHT UNKNOWN . . . . .	1	1	84	99	(Z)	(Z)	(Z)	(Z)
35519	FOOD PRODUCTS MACHINERY, NEC . . . . .	65	37	32	40	24	1	2	(Z)
	UNDER 500 POUNDS . . . . .	18	20	52	60	(Z)	(Z)	(Z)	(Z)
	500 TO 999 POUNDS . . . . .	7	7	44	46	(Z)	(Z)	(Z)	(Z)
	1,000 TO 4,999 POUNDS . . . . .	9	4	60	53	3	(Z)	1	(Z)
	5,000 TO 9,999 POUNDS . . . . .	2	2	38	42	(Z)	(Z)	-	-
	10,000 TO 19,999 POUNDS . . . . .	3	2	80	64	2	(Z)	-	-
	20,000 TO 29,999 POUNDS . . . . .	1	1	85	79	-	-	-	-
	SHIPMENT WEIGHT UNKNOWN . . . . .	25	2	38	26	18	(Z)	(Z)	(Z)
35522	TEXTILE MACHINERY, ATTACHMENTS, AND PARTS * . . . . .	183	66	16	17	61	2	27	4
	UNDER 500 POUNDS . . . . .	50	13	28	32	19	1	14	2
	500 TO 999 POUNDS . . . . .	13	4	26	32	5	(Z)	1	(Z)
	1,000 TO 4,999 POUNDS . . . . .	21	4	23	29	8	(Z)	6	1
	5,000 TO 9,999 POUNDS . . . . .	10	2	31	33	5	(Z)	(Z)	(Z)
	10,000 TO 19,999 POUNDS . . . . .	11	5	35	55	3	(Z)	1	(Z)
	20,000 TO 29,999 POUNDS . . . . .	13	4	55	35	8	(Z)	(Z)	(Z)
	30,000 TO 59,999 POUNDS . . . . .	47	31	18	23	5	(Z)	2	(Z)
	SHIPMENT WEIGHT UNKNOWN . . . . .	18	3	53	35	9	(Z)	2	(Z)
35531	WOODWORKING MACHINERY * . . . . .	106	78	25	29	18	1	7	1
	UNDER 500 POUNDS . . . . .	6	4	62	55	(Z)	(Z)	(Z)	(Z)
	500 TO 999 POUNDS . . . . .	3	2	57	66	(Z)	(Z)	(Z)	(Z)
	1,000 TO 4,999 POUNDS . . . . .	12	8	35	23	1	(Z)	2	(Z)
	5,000 TO 9,999 POUNDS . . . . .	15	7	26	32	2	(Z)	1	(Z)
	10,000 TO 19,999 POUNDS . . . . .	20	19	31	40	1	(Z)	1	(Z)
	20,000 TO 29,999 POUNDS . . . . .	18	6	42	39	9	1	-	-
	30,000 TO 59,999 POUNDS . . . . .	16	20	67	74	-	-	-	-
	SHIPMENT WEIGHT UNKNOWN . . . . .	17	12	61	71	5	(Z)	2	(Z)
35541	PAPER INDUSTRIES MACHINERY, ATTACHMENTS, AND PARTS * . . . . .	99	59	27	28	23	1	7	1
	UNDER 500 POUNDS . . . . .	7	5	24	19	1	(Z)	1	(Z)
	500 TO 999 POUNDS . . . . .	5	4	32	37	1	(Z)	(Z)	(Z)
	1,000 TO 4,999 POUNDS . . . . .	21	13	19	19	5	(Z)	2	(Z)
	5,000 TO 9,999 POUNDS . . . . .	17	7	50	30	7	(Z)	2	(Z)
	10,000 TO 19,999 POUNDS . . . . .	8	4	42	37	3	(Z)	1	(Z)
	20,000 TO 29,999 POUNDS . . . . .	14	5	54	45	3	(Z)	(Z)	(Z)
	30,000 TO 59,999 POUNDS . . . . .	7	4	54	53	2	(Z)	(Z)	(Z)
	90,000 POUNDS AND OVER . . . . .	4	1	100	100	-	-	-	-
	SHIPMENT WEIGHT UNKNOWN . . . . .	16	17	50	56	2	(Z)	1	(Z)
35552	PRINTING TRADES MACHINERY AND EQUIPMENT * . . . . .	105	60	13	15	18	(Z)	7	1
	UNDER 500 POUNDS . . . . .	22	11	33	29	8	(Z)	2	(Z)
	500 TO 999 POUNDS . . . . .	9	7	32	28	1	(Z)	1	(Z)
	1,000 TO 4,999 POUNDS . . . . .	23	12	21	23	3	(Z)	2	(Z)
	5,000 TO 9,999 POUNDS . . . . .	5	4	37	41	(Z)	(Z)	-	-
	10,000 TO 19,999 POUNDS . . . . .	7	5	26	17	(Z)	(Z)	-	-
	20,000 TO 29,999 POUNDS . . . . .	4	2	33	33	-	-	(Z)	(Z)
	30,000 TO 59,999 POUNDS . . . . .	13	11	29	40	1	(Z)	1	(Z)
	60,000 TO 89,999 POUNDS . . . . .	1	1	49	60	-	-	(Z)	(Z)
	90,000 POUNDS AND OVER . . . . .	3	2	66	77	-	-	-	-
	SHIPMENT WEIGHT UNKNOWN . . . . .	19	8	52	60	5	(Z)	(Z)	(Z)
3559	MISCELLANEOUS SPECIAL INDUSTRY MACHINERY . . . . .	763	430	16	14	85	3	126	20
	UNDER 500 POUNDS . . . . .	29	20	26	40	3	(Z)	2	(Z)



TONS (THOUSANDS) AND TON-MILES (MILLIONS) BY OISTANCE OF SHIPMENT--CON.

200 TO 299 MILES		300 TO 499 MILES		500 TO 999 MILES		1,000 TO 1,499 MILES		1,500 MILES AND OVER		MILEAGE UNKNOWN	TCC CODE AND WT.
TONS	TON-MILES	TONS	TON-MILES	TONS	TON-MILES	TONS	TON-MILES	TONS	TON-MILES	TONS	
2	1	4	1	6	4	7	8	7	14	-	3551
1	(Z)	4	1	3	2	3	4	3	6	-	0-.5
6	2	9	3	10	7	6	8	6	12	-	.5-1
3	1	4	1	8	7	1	1	11	20	-	1-5
2	(Z)	2	1	2	2	1	2	8	17	-	5-10
-	-	(Z)	(Z)	8	6	1	1	-	-	-	10-20
-	-	-	-	(Z)	(Z)	-	-	(Z)	(Z)	-	30-60
(Z)	(Z)	3	1	3	2	-	-	-	-	-	60-90
6	1	26	12	1	8	1	1	-	-	-	90+
-	-	7	2	12	8	13	16	1	2	-	UK
1	(Z)	3	1	3	2	2	2	6	11	(Z)	35512
(Z)	(Z)	(Z)	(Z)	(Z)	(Z)	(Z)	(Z)	2	3	-	0-.5
(Z)	(Z)	(Z)	(Z)	(Z)	(Z)	(Z)	(Z)	(Z)	(Z)	-	.5-1
(Z)	(Z)	1	(Z)	(Z)	(Z)	(Z)	(Z)	1	(Z)	-	1-5
-	-	1	(Z)	(Z)	(Z)	(Z)	(Z)	-	1	-	5-10
1	(Z)	1	(Z)	1	1	-	-	3	6	-	10-20
-	-	(Z)	(Z)	(Z)	(Z)	-	-	-	-	-	20-30
-	-	-	-	(Z)	(Z)	-	-	(Z)	(Z)	-	30-60
(Z)	(Z)	1	(Z)	1	1	1	1	-	-	-	90+
(Z)	(Z)	-	-	(Z)	(Z)	(Z)	(Z)	-	-	(Z)	UK
1	(Z)	3	1	4	2	(Z)	(Z)	(Z)	1	(Z)	35514
(Z)	(Z)	(Z)	(Z)	(Z)	(Z)	(Z)	(Z)	(Z)	(Z)	-	0-.5
-	-	(Z)	(Z)	(Z)	(Z)	(Z)	(Z)	(Z)	(Z)	-	.5-1
1	(Z)	2	1	1	1	-	-	(Z)	(Z)	-	1-5
-	-	1	(Z)	(Z)	(Z)	-	-	-	-	-	5-10
-	-	-	-	-	-	-	-	-	-	-	10-20
-	-	-	-	2	1	-	-	-	-	-	20-30
-	-	-	-	-	-	-	-	-	-	(Z)	UK
1	(Z)	30	13	5	3	1	1	2	3	-	35515
(Z)	(Z)	(Z)	(Z)	(Z)	(Z)	(Z)	(Z)	(Z)	(Z)	-	0-.5
(Z)	(Z)	(Z)	(Z)	-	-	(Z)	(Z)	-	-	-	.5-1
(Z)	(Z)	(Z)	(Z)	(Z)	(Z)	-	-	1	2	-	1-5
(Z)	(Z)	(Z)	(Z)	(Z)	(Z)	1	1	-	(Z)	-	5-10
-	-	-	-	(Z)	(Z)	-	-	-	-	-	10-20
-	-	3	1	3	2	-	-	-	-	-	20-30
-	-	26	12	-	-	-	-	-	-	-	60-90
(Z)	(Z)	(Z)	(Z)	(Z)	(Z)	(Z)	(Z)	(Z)	(Z)	-	90+
-	-	-	-	-	-	-	-	-	-	-	UK
2	(Z)	5	2	8	5	12	13	7	16	5	35519
1	(Z)	2	1	3	2	7	7	4	9	-	0-.5
(Z)	(Z)	1	(Z)	1	1	2	3	2	3	-	.5-1
(Z)	(Z)	1	1	2	1	1	1	1	1	-	1-5
(Z)	(Z)	-	-	1	1	(Z)	(Z)	(Z)	1	-	5-10
(Z)	(Z)	-	-	(Z)	(Z)	-	-	1	1	-	10-20
-	-	-	-	1	(Z)	1	1	-	-	-	20-30
(Z)	(Z)	(Z)	(Z)	(Z)	(Z)	1	1	(Z)	(Z)	5	UK
25	6	5	2	56	40	5	6	3	6	1	35522
7	2	2	1	6	4	1	2	1	2	-	0-.5
4	1	(Z)	(Z)	3	2	(Z)	(Z)	(Z)	(Z)	-	.5-1
5	1	1	(Z)	1	1	(Z)	(Z)	-	-	-	1-5
3	1	(Z)	(Z)	1	1	(Z)	(Z)	-	-	-	5-10
1	(Z)	(Z)	(Z)	3	2	2	2	-	-	-	10-20
1	(Z)	(Z)	(Z)	3	2	1	1	-	-	-	20-30
-	-	-	-	38	27	-	-	2	3	-	30-60
3	1	1	(Z)	1	1	(Z)	1	(Z)	(Z)	1	UK
12	3	18	7	22	15	1	2	27	49	3	35531
(Z)	(Z)	1	1	2	2	(Z)	1	1	1	-	0-.5
(Z)	(Z)	1	(Z)	1	(Z)	(Z)	(Z)	(Z)	(Z)	-	.5-1
2	1	1	(Z)	3	2	(Z)	(Z)	2	4	-	1-5
4	1	2	1	6	3	-	-	1	2	-	5-10
1	(Z)	6	2	4	3	-	-	7	14	-	10-20
4	1	1	(Z)	5	4	-	-	-	-	-	20-30
-	-	6	2	(Z)	(Z)	-	-	10	17	-	30-60
(Z)	(Z)	1	(Z)	(Z)	(Z)	1	1	5	10	3	UK
9	2	15	6	26	20	9	11	8	18	1	35541
1	(Z)	1	(Z)	2	1	1	1	1	1	(Z)	0-.5
(Z)	(Z)	(Z)	(Z)	3	3	(Z)	(Z)	(Z)	(Z)	-	.5-1
1	(Z)	1	1	9	6	1	2	2	4	-	1-5
(Z)	(Z)	(Z)	(Z)	6	4	(Z)	1	(Z)	1	-	5-10
4	(Z)	1	1	1	1	(Z)	1	(Z)	1	-	10-20
(Z)	(Z)	5	2	1	(Z)	1	(Z)	(Z)	1	-	20-30
1	(Z)	2	1	1	1	1	1	(Z)	1	-	30-60
-	-	4	1	-	-	-	-	-	-	-	90+
1	(Z)	1	(Z)	4	3	4	5	4	9	1	UK
19	5	14	6	27	19	13	17	6	13	1	35552
2	(Z)	1	(Z)	5	3	3	4	1	2	(Z)	0-.5
1	(Z)	1	1	2	2	1	2	1	3	-	.5-1
6	1	4	1	5	4	1	1	2	3	-	1-5
(Z)	(Z)	1	(Z)	3	3	(Z)	(Z)	(Z)	1	-	5-10
2	(Z)	1	1	2	1	1	2	(Z)	1	-	10-20
1	(Z)	1	1	(Z)	(Z)	(Z)	(Z)	(Z)	(Z)	-	20-30
1	(Z)	2	1	3	2	4	6	1	2	-	30-60
(Z)	(Z)	(Z)	(Z)	(Z)	(Z)	-	-	-	-	-	60-90
1	(Z)	-	-	2	2	-	-	-	-	-	90+
5	1	2	1	4	3	2	2	(Z)	(Z)	1	UK
126	33	108	43	202	155	54	62	59	116	5	3559
3	1	6	3	8	6	2	3	4	8	(Z)	0-.5

BUREAU OF THE CENSUS

TABLE 3. SHIPMENTS BY MANUFACTURING ESTABLISHMENTS--COMMODITIES AND WEIGHT OF SHIPMENT BY DISTANCE SHIPPED: 1977--CON.

TCC CODE	COMMODITY AND WEIGHT OF SHIPMENT	ALL SHIPMENTS				TONS (THOUSANDS) AND TON-MILES (MILLIONS) BY DISTANCE OF SHIPMENT			
		TDNS (THOU- SANDS) (A)	TON-MILES (MIL- LIONS) (B)	STANDARD ERROR (PERCENT) FOR COLUMNS--		UNDER 100 MILES		100 TO 199 MILES	
				(A)	(B)	TONS	TON- MILES	TONS	TON- MILES
3559	MISCELLANEOUS SPECIAL INDUSTRY MACHINERY								
	500 TO 999 POUNDS . . . . .	21	13	31	26	3	(Z)	2	(Z)
	1,000 TO 4,999 POUNDS . . . . .	125	70	20	22	23	1	15	2
	5,000 TO 9,999 POUNDS . . . . .	50	29	30	42	7	(Z)	5	1
	10,000 TO 19,999 POUNDS . . . . .	82	61	25	22	19	1	7	1
	20,000 TO 29,999 POUNDS . . . . .	84	34	27	27	10	(Z)	3	1
	30,000 TO 59,999 POUNDS . . . . .	181	114	34	30	7	(Z)	36	6
	60,000 TO 89,999 POUNDS . . . . .	17	14	32	32	-	-	-	-
	90,000 POUNDS AND OVER . . . . .	8	4	60	74	2	(Z)	-	-
	SHIPMENT WEIGHT UNKNOWN . . . . .	167	70	25	24	11	(Z)	54	9
35591	CHEMICAL MACHINERY AND EQUIPMENT								
	UNDER 500 POUNDS . . . . .	85	54	31	31	19	1	6	1
	500 TO 999 POUNDS . . . . .	2	1	43	47	1	(Z)	(Z)	(Z)
	1,000 TO 4,999 POUNDS . . . . .	2	1	47	61	(Z)	(Z)	(Z)	(Z)
	5,000 TO 9,999 POUNDS . . . . .	17	7	46	49	5	(Z)	5	1
	10,000 TO 19,999 POUNDS . . . . .	10	4	60	68	3	(Z)	-	-
	20,000 TO 29,999 POUNDS . . . . .	13	13	39	48	3	(Z)	1	(Z)
	30,000 TO 59,999 POUNDS . . . . .	14	4	65	70	3	(Z)	-	-
	60,000 TO 89,999 POUNDS . . . . .	3	3	63	84	1	(Z)	-	-
	90,000 POUNDS AND OVER . . . . .	2	2	69	69	-	-	-	-
	SHIPMENT WEIGHT UNKNOWN . . . . .	3	(Z)	79	90	2	(Z)	3	-
35592	FOUNDRY MACHINERY AND EQUIPMENT, EXC. FURNACES								
	UNDER 500 POUNDS . . . . .	19	10	37	41	1	(Z)	3	1
	500 TO 999 POUNDS . . . . .	5	2	27	26	(Z)	(Z)	1	(Z)
	1,000 TO 4,999 POUNDS . . . . .	2	1	53	52	(Z)	(Z)	(Z)	(Z)
	5,000 TO 9,999 POUNDS . . . . .	6	3	61	63	(Z)	(Z)	(Z)	(Z)
	10,000 TO 19,999 POUNDS . . . . .	(Z)	(Z)	68	71	(Z)	(Z)	-	-
	20,000 TO 29,999 POUNDS . . . . .	1	1	100	100	-	-	-	-
	30,000 TO 59,999 POUNDS . . . . .	2	(Z)	88	80	-	-	2	(Z)
	SHIPMENT WEIGHT UNKNOWN . . . . .	3	2	65	79	-	-	-	-
35594	RUBBER AND PLASTICS WORKING MACHINERY AND EQUIPMENT								
	UNDER 500 POUNDS . . . . .	108	51	34	36	18	1	13	2
	500 TO 999 POUNDS . . . . .	5	3	30	36	1	(Z)	(Z)	(Z)
	1,000 TO 4,999 POUNDS . . . . .	2	1	64	79	1	(Z)	(Z)	(Z)
	5,000 TO 9,999 POUNDS . . . . .	29	11	53	47	6	(Z)	7	1
	10,000 TO 19,999 POUNDS . . . . .	11	6	51	50	1	(Z)	(Z)	(Z)
	20,000 TO 29,999 POUNDS . . . . .	23	19	49	52	1	(Z)	1	(Z)
	30,000 TO 59,999 POUNDS . . . . .	13	3	55	43	6	(Z)	1	(Z)
	60,000 TO 89,999 POUNDS . . . . .	9	2	29	32	1	(Z)	2	(Z)
	90,000 POUNDS AND OVER . . . . .	2	1	56	61	-	-	-	-
	SHIPMENT WEIGHT UNKNOWN . . . . .	13	5	66	73	2	(Z)	(Z)	(Z)
35596	COTTON GINNING MACHINERY AND EQUIPMENT								
	UNDER 500 POUNDS . . . . .	64	23	51	30	4	(Z)	34	6
	500 TO 999 POUNDS . . . . .	3	(Z)	98	40	3	(Z)	(Z)	(Z)
	1,000 TO 4,999 POUNDS . . . . .	1	1	33	40	-	-	-	-
	5,000 TO 9,999 POUNDS . . . . .	5	4	23	28	-	-	(Z)	(Z)
	10,000 TO 19,999 POUNDS . . . . .	12	7	18	24	1	(Z)	-	-
	20,000 TO 29,999 POUNDS . . . . .	6	2	34	43	-	-	-	-
	30,000 TO 59,999 POUNDS . . . . .	37	9	74	46	(Z)	(Z)	33	6
35599	SPECIAL INDUSTRY MACHINERY, NEC.								
	UNDER 500 POUNDS . . . . .	448	267	23	19	38	1	69	10
	500 TO 999 POUNDS . . . . .	17	14	42	53	1	(Z)	1	(Z)
	1,000 TO 4,999 POUNDS . . . . .	15	11	44	29	2	(Z)	1	(Z)
	5,000 TO 9,999 POUNDS . . . . .	65	46	32	28	8	(Z)	3	(Z)
	10,000 TO 19,999 POUNDS . . . . .	26	17	46	59	2	(Z)	5	1
	20,000 TO 29,999 POUNDS . . . . .	38	22	38	23	15	1	5	1
	30,000 TO 59,999 POUNDS . . . . .	41	19	44	38	(Z)	(Z)	-	-
	60,000 TO 89,999 POUNDS . . . . .	154	104	39	32	5	(Z)	34	5
	90,000 POUNDS AND OVER . . . . .	1	1	86	70	-	-	-	-
	SHIPMENT WEIGHT UNKNOWN . . . . .	91	33	42	28	4	(Z)	20	3
356	GENERAL INDUSTRIAL MACHINERY AND EQUIPMENT								
	UNDER 500 POUNDS . . . . .	3 725	1 667	8	8	876	28	571	77
	500 TO 999 POUNDS . . . . .	306	176	10	13	60	2	35	5
	1,000 TO 4,999 POUNDS . . . . .	232	122	9	6	32	1	20	3
	5,000 TO 9,999 POUNDS . . . . .	685	379	13	14	120	4	74	11
	10,000 TO 19,999 POUNDS . . . . .	314	167	13	13	45	2	40	6
	20,000 TO 29,999 POUNDS . . . . .	329	211	10	12	34	1	27	4
	30,000 TO 59,999 POUNDS . . . . .	241	92	19	19	86	2	24	3
	60,000 TO 89,999 POUNDS . . . . .	697	290	12	18	160	6	196	24
	90,000 POUNDS AND OVER . . . . .	53	41	57	40	4	(Z)	14	3
	SHIPMENT WEIGHT UNKNOWN . . . . .	126	19	59	48	43	1	61	6
3561	INDUSTRIAL COMPRESSORS, PUMPS, AND PUMPING EQUIPMENT								
	UNDER 500 POUNDS . . . . .	1 139	637	17	14	168	5	90	13
	500 TO 999 POUNDS . . . . .	121	69	19	16	26	1	13	2
	1,000 TO 4,999 POUNDS . . . . .	109	58	19	16	9	1	6	1
	5,000 TO 9,999 POUNDS . . . . .	298	181	26	29	45	1	21	3
	10,000 TO 19,999 POUNDS . . . . .	90	51	30	23	8	(Z)	6	1
	20,000 TO 29,999 POUNDS . . . . .	95	59	22	26	10	(Z)	7	1
	30,000 TO 59,999 POUNDS . . . . .	61	35	26	39	3	(Z)	12	2
	60,000 TO 89,999 POUNDS . . . . .	159	108	26	24	15	1	14	2
	90,000 POUNDS AND OVER . . . . .	18	24	53	83	4	(Z)	1	(Z)
	SHIPMENT WEIGHT UNKNOWN . . . . .	64	13	59	49	40	1	13	-
35611	INDUSTRIAL PUMPS AND PUMPING EQUIPMENT								
	UNDER 500 POUNDS . . . . .	701	420	17	19	86	2	66	10
	500 TO 999 POUNDS . . . . .	103	58	24	22	22	1	11	2
	1,000 TO 4,999 POUNDS . . . . .	97	49	23	19	8	1	5	1
	5,000 TO 9,999 POUNDS . . . . .	240	139	32	35	41	1	15	2
	10,000 TO 19,999 POUNDS . . . . .	53	28	44	34	3	(Z)	3	(Z)
	20,000 TO 29,999 POUNDS . . . . .	42	27	40	50	2	(Z)	3	1
	30,000 TO 59,999 POUNDS . . . . .	35	18	36	59	3	(Z)	9	1
	60,000 TO 89,999 POUNDS . . . . .	74	58	38	36	(Z)	(Z)	9	1
	90,000 POUNDS AND OVER . . . . .	11	20	72	95	2	-	-	-
	SHIPMENT WEIGHT UNKNOWN . . . . .	8	6	56	68	-	-	-	-

TONS (THOUSANDS) AND TON-MILES (MILLIONS) BY DISTANCE OF SHIPMENT--CON.

200 TO 299 MILES		300 TO 499 MILES		500 TO 999 MILES		1,000 TO 1,499 MILES		1,500 MILES AND OVER		MILEAGE UNKNOWN	TCC CODE AND WT.
TONS	TON-MILES	TONS	TON-MILES	TONS	TON-MILES	TONS	TON-MILES	TONS	TON-MILES	TONS	
1	(Z)	4	2	7	6	1	1	2	4	(Z)	3559
9	2	19	8	39	30	14	17	5	10	-	.5-1
8	2	6	1	20	16	5	1	3	6	-	1-5
11	3	2	2	7	7	18	20	18	31	(Z)	10-20
34	9	17	6	14	10	3	3	3	6	(Z)	20-30
13	3	33	14	74	60	4	5	13	26	-	30-60
(Z)	(Z)	1	(Z)	8	6	7	8	(Z)	(Z)	-	60-90
-	-	-	-	6	4	-	-	-	-	-	90+
47	12	19	8	16	13	3	4	11	24	5	UK
3	1	24	9	14	10	5	6	13	27	(Z)	35591
(Z)	(Z)	(Z)	(Z)	(Z)	(Z)	(Z)	(Z)	(Z)	(Z)	(Z)	0-.5
(Z)	(Z)	(Z)	(Z)	(Z)	(Z)	(Z)	(Z)	(Z)	(Z)	-	.5-1
1	(Z)	3	1	1	1	1	1	1	3	-	1-5
(Z)	(Z)	4	1	3	2	-	-	-	-	-	5-10
-	-	1	(Z)	2	1	2	2	5	9	-	10-20
(Z)	(Z)	9	3	2	1	-	-	-	-	(Z)	20-30
-	-	(Z)	(Z)	1	1	-	-	1	2	-	30-60
-	-	-	-	2	-	-	-	-	-	-	60-90
-	-	-	-	1	(Z)	-	-	-	-	-	90+
1	(Z)	7	3	1	1	2	2	6	13	(Z)	UK
1	(Z)	7	3	7	5	1	1	(Z)	(Z)	(Z)	35592
1	(Z)	1	1	1	1	(Z)	(Z)	(Z)	(Z)	(Z)	0-.5
(Z)	(Z)	1	1	(Z)	(Z)	(Z)	(Z)	(Z)	(Z)	(Z)	.5-1
-	-	3	1	2	1	(Z)	(Z)	(Z)	(Z)	(Z)	1-5
-	-	-	-	(Z)	(Z)	-	-	-	-	-	5-10
-	-	1	(Z)	-	-	1	1	-	-	-	10-20
-	-	(Z)	(Z)	-	-	-	-	-	-	-	20-30
-	-	(Z)	(Z)	3	2	-	-	-	-	(Z)	UK
20	5	21	9	21	15	7	8	7	12	(Z)	35594
(Z)	(Z)	1	(Z)	2	1	(Z)	(Z)	(Z)	1	-	0-.5
1	(Z)	(Z)	(Z)	(Z)	(Z)	(Z)	(Z)	(Z)	(Z)	-	.5-1
3	1	4	2	8	2	1	1	(Z)	(Z)	-	1-5
5	1	(Z)	(Z)	4	3	(Z)	(Z)	1	1	-	5-10
7	2	(Z)	(Z)	3	2	6	6	6	10	-	10-20
(Z)	(Z)	5	2	1	1	-	-	-	-	-	20-30
3	1	1	1	1	1	-	-	-	-	-	30-60
(Z)	(Z)	1	(Z)	1	(Z)	-	-	-	-	-	60-90
(Z)	(Z)	10	4	1	1	(Z)	(Z)	(Z)	(Z)	(Z)	UK
13	3	3	1	7	6	(Z)	1	4	7	-	35596
(Z)	(Z)	-	-	(Z)	(Z)	-	-	-	-	-	1-5
(Z)	(Z)	(Z)	(Z)	(Z)	(Z)	-	-	1	1	-	5-10
2	1	(Z)	(Z)	1	1	-	-	1	2	-	10-20
5	1	1	(Z)	3	3	(Z)	1	1	2	-	20-30
4	1	(Z)	(Z)	2	1	-	-	-	-	-	30-60
1	(Z)	1	(Z)	1	(Z)	-	-	1	2	-	UK
81	21	49	20	143	112	30	35	33	67	4	35599
1	(Z)	4	1	5	4	2	2	3	6	(Z)	0-.5
(Z)	(Z)	3	1	6	5	(Z)	1	2	4	(Z)	.5-1
4	1	8	3	27	21	12	14	3	6	-	1-5
2	1	2	1	13	10	1	1	2	4	-	5-10
1	(Z)	(Z)	(Z)	1	1	8	9	6	10	-	10-20
27	7	2	1	8	5	2	3	2	4	-	20-30
(Z)	(Z)	29	12	71	57	4	5	12	24	-	30-60
-	-	-	-	1	1	-	-	(Z)	(Z)	-	60-90
45	12	2	1	11	8	1	1	4	8	4	UK
322	81	588	235	748	522	221	266	234	458	165	356
29	7	53	21	77	54	22	26	30	60	(Z)	0-.5
52	13	37	15	62	43	13	16	17	32	-	.5-1
74	18	124	50	194	134	46	56	53	104	-	1-5
42	11	67	25	76	55	21	24	23	44	-	5-10
35	9	70	29	106	76	35	30	30	48	-	10-20
22	6	43	18	44	29	12	14	10	20	-	20-30
41	10	106	41	109	74	39	47	45	88	-	30-60
2	1	1	(Z)	21	16	2	2	9	20	-	60-90
-	-	18	7	1	1	2	2	1	2	-	90+
25	6	69	28	58	40	38	44	16	31	165	UK
147	37	195	77	284	198	104	129	88	178	63	3561
11	3	22	9	30	21	8	10	12	24	-	0-.5
35	9	11	4	35	23	9	11	5	10	-	.5-1
33	8	51	21	104	74	19	25	25	49	-	1-5
24	6	15	6	21	15	7	8	5	16	-	5-10
12	3	10	4	42	30	10	12	8	8	-	10-20
8	2	7	3	19	12	8	10	4	7	-	20-30
16	4	46	17	27	18	24	30	17	36	-	30-60
(Z)	(Z)	2	1	1	1	2	2	9	20	-	60-90
-	-	22	8	-	-	2	2	1	2	-	90+
8	2	10	4	7	5	16	19	4	7	63	UK
104	27	120	49	211	146	50	64	60	123	5	35611
10	2	19	8	25	17	6	8	10	20	-	0-.5
34	9	9	3	30	20	7	8	3	7	-	.5-1
27	7	43	18	83	60	14	19	17	33	-	1-5
18	5	11	4	11	8	2	3	4	8	-	5-10
4	1	2	1	27	19	2	3	2	3	-	10-20
3	1	3	1	12	7	1	1	4	7	-	20-30
4	1	22	9	18	12	12	16	8	19	-	30-60
(Z)	(Z)	(Z)	(Z)	(Z)	(Z)	-	-	9	20	-	60-90
-	-	5	2	-	-	2	2	1	2	-	90+
3	1	6	2	5	3	3	4	2	4	5	UK

BUREAU OF THE CENSUS



TABLE 3. SHIPMENTS BY MANUFACTURING ESTABLISHMENTS--COMMODITIES AND WEIGHT OF SHIPMENT BY DISTANCE SHIPPED: 1977--CON.

TCC CODE	COMMODITY AND WEIGHT OF SHIPMENT	ALL SHIPMENTS				TONS (THOUSANDS) AND TON-MILES (MILLIONS) BY DISTANCE OF SHIPMENT			
		TONS (THOU- SANDS) (A)	TON-MILES (MIL- LIONS) (B)	STANDARD ERROR (PERCENT) FOR COLUMNS--		UNDER 100 MILES		100 TO 199 MILES	
				(A)	(B)	TONS	TON- MILES	TONS	TON- MILES
35614	AIR AND GAS COMPRESSORS AND PARTS. . . . .	323	183	23	11	76	2	21	3
	UNDER 500 POUNDS . . . . .	14	9	34	33	2	(Z)	2	(Z)
	500 TO 999 POUNDS . . . . .	11	8	36	39	1	(Z)	1	(Z)
	1,000 TO 4,999 POUNDS . . . . .	50	36	19	18	4	(Z)	5	1
	5,000 TO 9,999 POUNDS . . . . .	31	19	24	26	5	(Z)	3	(Z)
	10,000 TO 19,999 POUNDS . . . . .	43	27	21	19	6	(Z)	3	(Z)
	20,000 TO 29,999 POUNDS . . . . .	21	15	33	35	(Z)	(Z)	2	(Z)
	30,000 TO 59,999 POUNDS . . . . .	73	42	39	24	14	1	4	1
	60,000 TO 89,999 POUNDS . . . . .	7	4	47	60	2	(Z)	1	(Z)
	90,000 POUNDS AND OVER . . . . .	45	3	94	69	40	1	-	-
	SHIPMENT WEIGHT UNKNOWN . . . . .	28	21	44	44	2	(Z)	(Z)	(Z)
35619	INDUSTRIAL PUMPS AND PARTS, NEC. . . . .	116	34	72	41	7	(Z)	2	(Z)
	UNDER 500 POUNDS . . . . .	4	2	50	38	2	(Z)	(Z)	(Z)
	500 TO 999 POUNDS . . . . .	1	1	38	39	(Z)	(Z)	(Z)	(Z)
	1,000 TO 4,999 POUNDS . . . . .	8	6	39	40	1	(Z)	(Z)	(Z)
	5,000 TO 9,999 POUNDS . . . . .	6	5	69	77	1	(Z)	(Z)	(Z)
	10,000 TO 19,999 POUNDS . . . . .	9	5	50	59	1	(Z)	1	(Z)
	20,000 TO 29,999 POUNDS . . . . .	5	2	46	62	(Z)	(Z)	-	-
	30,000 TO 59,999 POUNDS . . . . .	11	8	37	75	1	(Z)	1	(Z)
	60,000 TO 89,999 POUNDS . . . . .	12	4	100	100	-	-	-	-
	90,000 POUNDS AND OVER . . . . .	59	1	99	60	1	(Z)	(Z)	(Z)
35621	BALL AND ROLLER BEARINGS AND PARTS * . . . . .	629	180	11	13	147	5	248	29
	UNDER 500 POUNDS . . . . .	30	19	17	20	4	(Z)	5	1
	500 TO 999 POUNDS . . . . .	24	12	23	17	6	(Z)	3	1
	1,000 TO 4,999 POUNDS . . . . .	82	44	16	18	11	(Z)	10	1
	5,000 TO 9,999 POUNDS . . . . .	25	14	27	33	2	(Z)	6	1
	10,000 TO 19,999 POUNDS . . . . .	20	9	27	35	1	(Z)	4	1
	20,000 TO 29,999 POUNDS . . . . .	26	12	27	22	1	(Z)	1	(Z)
	30,000 TO 59,999 POUNDS . . . . .	321	52	8	25	123	4	137	15
	60,000 TO 89,999 POUNDS . . . . .	5	1	69	70	-	-	2	(Z)
	90,000 POUNDS AND OVER . . . . .	61	6	100	100	-	-	61	6
	SHIPMENT WEIGHT UNKNOWN . . . . .	34	11	50	36	1	(Z)	19	3
3564	EXHAUST BLOWERS, VENTILATING FANS, AND FILTERS . . . . .	598	362	16	18	77	3	48	7
	UNDER 500 POUNDS . . . . .	47	29	25	32	9	(Z)	5	1
	500 TO 999 POUNDS . . . . .	29	19	23	24	4	(Z)	2	(Z)
	1,000 TO 4,999 POUNDS . . . . .	135	78	27	25	16	1	18	3
	5,000 TO 9,999 POUNDS . . . . .	65	43	35	42	7	(Z)	6	1
	10,000 TO 19,999 POUNDS . . . . .	84	68	19	25	4	(Z)	2	(Z)
	20,000 TO 29,999 POUNDS . . . . .	44	14	20	20	15	1	2	(Z)
	30,000 TO 59,999 POUNDS . . . . .	63	43	24	28	4	(Z)	(Z)	(Z)
	SHIPMENT WEIGHT UNKNOWN . . . . .	130	69	46	59	18	(Z)	12	2
35641	INDUSTRIAL FANS AND BLOWERS . . . . .	204	96	33	31	40	1	27	4
	UNDER 500 POUNDS . . . . .	17	8	35	36	4	(Z)	1	(Z)
	500 TO 999 POUNDS . . . . .	14	9	36	36	2	(Z)	1	(Z)
	1,000 TO 4,999 POUNDS . . . . .	64	31	45	43	6	(Z)	9	1
	5,000 TO 9,999 POUNDS . . . . .	16	9	33	28	1	(Z)	4	(Z)
	10,000 TO 19,999 POUNDS . . . . .	22	12	36	37	1	(Z)	1	(Z)
	20,000 TO 29,999 POUNDS . . . . .	15	2	52	57	12	(Z)	(Z)	(Z)
	30,000 TO 59,999 POUNDS . . . . .	7	4	46	44	1	(Z)	(Z)	(Z)
	SHIPMENT WEIGHT UNKNOWN . . . . .	50	21	65	66	13	(Z)	10	2
35642	AIR PURIFICATION EQUIPMENT, WASHERS, AND FILTERS . . . . .	394	266	22	27	38	1	21	3
	UNDER 500 POUNDS . . . . .	30	21	38	47	5	(Z)	4	1
	500 TO 999 POUNDS . . . . .	15	10	37	42	2	(Z)	1	(Z)
	1,000 TO 4,999 POUNDS . . . . .	72	47	32	31	10	1	9	1
	5,000 TO 9,999 POUNDS . . . . .	49	34	51	59	6	(Z)	2	(Z)
	10,000 TO 19,999 POUNDS . . . . .	62	56	19	26	3	(Z)	1	(Z)
	20,000 TO 29,999 POUNDS . . . . .	28	12	23	27	3	(Z)	2	(Z)
	30,000 TO 59,999 POUNDS . . . . .	57	39	25	29	3	(Z)	-	-
	SHIPMENT WEIGHT UNKNOWN . . . . .	81	47	65	81	6	(Z)	2	(Z)
3566	MECHANICAL POWER TRANSMISSION EQUIPMENT . . . . .	772	295	9	14	194	8	122	17
	UNDER 500 POUNDS . . . . .	63	29	20	14	15	1	7	1
	500 TO 999 POUNDS . . . . .	36	17	15	13	6	(Z)	5	1
	1,000 TO 4,999 POUNDS . . . . .	142	69	10	11	28	1	20	3
	5,000 TO 9,999 POUNDS . . . . .	71	27	21	18	15	1	18	3
	10,000 TO 19,999 POUNDS . . . . .	71	40	14	21	11	(Z)	8	1
	20,000 TO 29,999 POUNDS . . . . .	98	20	45	35	65	1	8	1
	30,000 TO 59,999 POUNDS . . . . .	115	64	24	50	17	1	34	5
	60,000 TO 89,999 POUNDS . . . . .	7	6	78	80	-	-	-	-
	90,000 POUNDS AND OVER . . . . .	1	1	100	100	-	-	-	-
	SHIPMENT WEIGHT UNKNOWN . . . . .	169	24	11	16	36	3	22	3
35661	PLAIN BEARINGS . . . . .	54	24	30	33	13	(Z)	9	1
	UNDER 500 POUNDS . . . . .	11	4	40	38	4	(Z)	2	(Z)
	500 TO 999 POUNDS . . . . .	6	2	47	55	2	(Z)	(Z)	(Z)
	1,000 TO 4,999 POUNDS . . . . .	15	8	42	49	6	(Z)	2	(Z)
	5,000 TO 9,999 POUNDS . . . . .	1	1	80	90	-	-	(Z)	(Z)
	10,000 TO 19,999 POUNDS . . . . .	3	2	89	77	1	(Z)	-	-
	20,000 TO 29,999 POUNDS . . . . .	1	(Z)	100	100	-	-	-	-
	30,000 TO 59,999 POUNDS . . . . .	3	1	100	100	-	-	-	-
	60,000 TO 89,999 POUNDS . . . . .	5	5	100	100	-	-	-	-
	SHIPMENT WEIGHT UNKNOWN . . . . .	8	1	57	51	(Z)	(Z)	3	(Z)
35669	POWER TRANSMISSION EQUIPMENT, NEC. . . . .	718	271	10	16	180	8	113	16
	UNDER 500 POUNDS . . . . .	52	25	21	15	11	(Z)	5	1
	500 TO 999 POUNDS . . . . .	31	15	16	12	4	(Z)	4	1
	1,000 TO 4,999 POUNDS . . . . .	128	61	9	10	22	1	18	3
	5,000 TO 9,999 POUNDS . . . . .	69	26	22	19	15	1	18	2
	10,000 TO 19,999 POUNDS . . . . .	68	37	15	23	10	(Z)	8	1
	20,000 TO 29,999 POUNDS . . . . .	97	20	46	36	65	1	8	1
	30,000 TO 59,999 POUNDS . . . . .	111	63	24	52	17	1	34	5
	60,000 TO 89,999 POUNDS . . . . .	2	2	100	100	-	-	-	-

TONS (THOUSANDS) AND TON-MILES (MILLIONS) BY OISTANCE OF SHIPMENT--CON.

200 TO 299 MILES		300 TO 499 MILES		500 TO 999 MILES		1,000 TO 1,499 MILES		1,500 MILES AND OVER		MILEAGE UNKNOWN	TCC CODE AND WT.
TONS	TON-MILES	TONS	TON-MILES	TONS	TON-MILES	TONS	TON-MILES	TONS	TON-MILES	TONS	
38	9	52	19	62	44	52	62	22	44	1	35614
1	(Z)	2	1	4	3	1	1	2	4	-	0-.5
(Z)	(Z)	1	1	4	3	2	3	2	3	-	.5-1
5	1	6	2	18	12	5	6	7	13	-	1-5
8	1	4	1	8	5	4	5	3	5	-	5-10
5	2	6	2	12	9	7	9	2	3	-	10-20
3	1	2	1	6	4	9	6	-	-	-	20-30
10	2	19	6	8	6	12	14	6	12	-	30-60
-	-	2	1	1	(Z)	2	2	-	-	-	60-90
-	-	5	2	-	-	-	-	-	-	-	90+
6	1	4	2	2	1	12	14	1	3	1	UK
6	2	23	9	12	8	3	3	6	12	57	35619
(Z)	(Z)	(Z)	(Z)	1	1	1	1	(Z)	(Z)	-	0-.5
(Z)	(Z)	(Z)	(Z)	1	(Z)	(Z)	(Z)	(Z)	(Z)	-	.5-1
1	(Z)	1	(Z)	3	2	(Z)	(Z)	2	3	-	1-5
(Z)	(Z)	1	(Z)	2	1	1	1	1	3	-	5-10
(Z)	(Z)	2	1	3	2	(Z)	(Z)	1	1	-	10-20
1	(Z)	2	1	1	1	-	-	-	-	-	20-30
2	(Z)	5	2	1	1	-	-	2	5	-	30-60
-	-	12	4	-	-	-	-	-	-	-	90+
(Z)	(Z)	(Z)	(Z)	(Z)	(Z)	1	1	(Z)	(Z)	57	UK
29	8	86	34	93	64	11	14	13	27	(Z)	35621
2	1	5	2	10	7	2	3	3	6	(Z)	0-.5
2	(Z)	5	2	5	4	2	3	1	2	-	.5-1
9	2	15	6	29	20	4	5	4	8	-	1-5
1	(Z)	3	1	11	7	1	1	2	3	-	5-10
1	(Z)	3	3	6	4	1	1	-	-	-	10-20
2	1	14	6	7	4	-	-	1	1	-	20-30
2	1	31	12	22	15	1	1	2	5	-	30-60
-	(Z)	-	-	-	-	-	-	-	-	-	60-90
-	-	-	-	-	-	-	-	-	-	-	90+
4	1	5	2	4	3	1	1	1	2	(Z)	UK
50	12	143	59	143	100	66	75	55	106	16	3564
4	1	9	3	10	7	3	3	7	13	-	0-.5
2	1	7	3	9	6	2	2	3	6	-	.5-1
13	3	36	16	31	22	9	11	12	23	-	1-5
3	1	16	6	17	12	9	10	6	12	-	5-10
4	1	32	14	18	12	7	8	17	32	-	10-20
9	2	9	3	7	5	1	1	1	1	-	20-30
8	2	8	3	28	19	13	15	2	4	-	30-60
6	2	27	11	22	16	22	24	7	14	16	UK
17	4	51	21	47	33	10	12	12	21	1	35641
2	(Z)	3	1	4	3	1	1	1	2	-	0-.5
1	(Z)	3	1	5	4	1	1	1	2	-	.5-1
7	2	20	8	16	11	3	3	3	5	-	1-5
1	(Z)	4	1	5	3	1	1	1	2	-	5-10
3	1	9	4	6	5	2	3	-	-	-	10-20
1	(Z)	1	(Z)	1	1	-	-	(Z)	1	-	20-30
2	1	-	-	2	1	1	1	1	1	-	30-60
1	(Z)	11	4	8	6	1	2	4	8	1	UK
32	8	92	39	96	67	56	63	43	85	16	35642
2	1	5	2	6	4	2	2	5	11	-	0-.5
1	(Z)	4	2	3	2	1	1	2	4	-	.5-1
6	2	16	7	15	11	7	8	9	18	-	1-5
2	1	12	5	12	9	9	9	5	10	-	5-10
1	(Z)	23	10	12	8	5	6	17	32	-	10-20
8	2	8	3	7	4	1	1	(Z)	(Z)	-	20-30
6	2	8	3	26	18	12	14	1	3	-	30-60
5	1	16	7	14	11	20	22	3	6	16	UK
68	17	99	38	143	102	18	22	47	90	81	3566
8	2	11	4	14	10	4	5	3	6	-	0-.5
5	1	10	4	8	5	2	2	2	3	-	.5-1
21	5	22	8	35	24	6	7	10	20	-	1-5
11	3	11	4	11	8	3	3	3	6	-	5-10
12	3	11	4	19	15	3	5	6	12	-	10-20
3	1	9	4	9	7	-	-	3	6	-	20-30
4	1	18	7	23	16	1	2	18	32	-	30-60
-	-	-	-	7	6	-	-	-	-	-	60-90
-	-	-	-	1	1	-	-	-	-	-	90+
4	1	8	3	16	10	(Z)	(Z)	2	3	81	UK
4	1	10	4	8	7	(Z)	(Z)	6	11	4	35661
1	(Z)	1	1	1	1	(Z)	(Z)	1	1	-	0-.5
1	(Z)	2	1	(Z)	(Z)	-	-	(Z)	(Z)	-	.5-1
(Z)	(Z)	2	1	1	1	(Z)	(Z)	3	6	-	1-5
(Z)	(Z)	(Z)	(Z)	-	-	-	-	(Z)	(Z)	-	5-10
1	(Z)	-	-	-	-	-	-	1	2	-	10-20
1	(Z)	1	(Z)	-	-	-	-	-	-	-	20-30
-	-	3	1	-	-	-	-	-	-	-	30-60
-	-	-	-	5	5	-	-	-	-	-	60-90
-	-	(Z)	(Z)	(Z)	(Z)	-	-	(Z)	1	4	UK
64	16	88	34	135	96	18	22	42	79	77	35669
7	2	9	4	13	9	4	5	3	5	-	0-.5
4	1	8	3	8	5	2	2	1	3	-	.5-1
21	5	20	8	34	23	6	7	7	14	-	1-5
10	3	11	4	11	8	2	2	3	6	-	5-10
11	3	11	4	19	15	3	5	4	9	-	10-20
3	1	8	4	9	7	-	-	3	6	-	20-30
4	1	14	5	23	16	1	2	18	32	-	30-60
-	-	-	-	2	2	-	-	-	-	-	60-90

BUREAU OF THE CENSUS

TABLE 3. SHIPMENTS BY MANUFACTURING ESTABLISHMENTS--COMMODITIES AND WEIGHT OF SHIPMENT BY DISTANCE SHIPPED: 1977--CON.

TCC CODE	COMMODITY AND WEIGHT OF SHIPMENT	ALL SHIPMENTS				TONS (THOUSANDS) AND TON-MILES (MILLIONS) BY DISTANCE OF SHIPMENT			
		TONS (THOUSANDS) (A)	TON-MILES (MILLIONS) (B)	STANDARD ERROR (PERCENT) FOR COLUMNS--		UNDER 100 MILES		100 TO 199 MILES	
				(A)	(B)	TONS	TON-MILES	TONS	TON-MILES
35669	POWER TRANSMISSION EQUIPMENT, NEC.								
	90,000 POUNDS AND OVER	1	1	100	100	-	-	-	-
	SHIPMENT WEIGHT UNKNOWN	160	23	10	16	36	3	18	3
35671	INDUSTRIAL PROCESS FURNACES AND OVENS *								
	UNDER 500 POUNDS	167	72	20	24	36	2	38	7
	500 TO 999 POUNDS	5	4	19	20	1	(Z)	1	(Z)
	1,000 TO 4,999 POUNDS	4	2	21	28	1	(Z)	1	(Z)
	5,000 TO 9,999 POUNDS	23	17	14	17	5	(Z)	3	(Z)
	10,000 TO 19,999 POUNDS	25	7	38	38	7	(Z)	2	(Z)
	20,000 TO 29,999 POUNDS	17	10	44	51	3	(Z)	3	(Z)
	30,000 TO 59,999 POUNDS	9	4	51	80	1	(Z)	3	1
	60,000 TO 89,999 POUNDS	23	8	33	58	2	(Z)	13	3
	SHIPMENT WEIGHT UNKNOWN	16	5	61	75	(Z)	(Z)	12	2
		44	16	19	26	16	1	3	(Z)
35691	GENERAL MACHINERY AND EQUIPMENT, NEC *								
	UNDER 500 POUNDS	460	148	42	18	249	5	30	4
	500 TO 999 POUNDS	36	24	35	38	5	(Z)	3	(Z)
	1,000 TO 4,999 POUNDS	34	18	26	29	6	(Z)	4	1
	5,000 TO 9,999 POUNDS	44	20	22	26	16	1	4	1
	10,000 TO 19,999 POUNDS	28	17	31	46	6	(Z)	1	(Z)
	20,000 TO 29,999 POUNDS	40	21	34	38	6	(Z)	6	1
	30,000 TO 59,999 POUNDS	13	8	36	43	5	(Z)	1	(Z)
	60,000 TO 89,999 POUNDS	21	17	72	57	2	(Z)	2	(Z)
	SHIPMENT WEIGHT UNKNOWN	8	6	83	57	-	-	-	-
		4	(Z)	100	100	4	(Z)	-	-
		232	16	78	54	199	4	9	1
357	OFFICE, COMPUTING, AND ACCOUNTING MACHINES								
	UNDER 500 POUNDS	511	434	8	11	101	3	50	7
	500 TO 999 POUNDS	118	104	14	13	20	1	11	1
	1,000 TO 4,999 POUNDS	47	37	10	10	7	(Z)	4	1
	5,000 TO 9,999 POUNDS	121	110	15	20	20	1	13	2
	10,000 TO 19,999 POUNDS	40	32	12	24	12	(Z)	3	(Z)
	20,000 TO 29,999 POUNDS	50	39	15	25	13	1	5	1
	30,000 TO 59,999 POUNDS	16	12	36	41	1	(Z)	2	(Z)
	60,000 TO 89,999 POUNDS	9	3	34	44	2	(Z)	2	(Z)
	SHIPMENT WEIGHT UNKNOWN	1	(Z)	55	56	-	-	-	-
		109	94	19	24	26	(Z)	10	1
35721	TYPEWRITERS AND PARTS *								
	UNDER 500 POUNDS	52	38	34	37	9	(Z)	5	1
	500 TO 999 POUNDS	5	2	19	17	1	(Z)	1	(Z)
	1,000 TO 4,999 POUNDS	1	(Z)	47	58	(Z)	(Z)	(Z)	(Z)
	5,000 TO 9,999 POUNDS	7	4	32	52	1	(Z)	2	(Z)
	10,000 TO 19,999 POUNDS	4	7	68	68	-	-	(Z)	(Z)
	20,000 TO 29,999 POUNDS	15	16	44	53	(Z)	(Z)	(Z)	(Z)
	30,000 TO 59,999 POUNDS	8	6	65	65	(Z)	(Z)	-	-
	60,000 TO 89,999 POUNDS	1	(Z)	33	45	(Z)	(Z)	-	-
	SHIPMENT WEIGHT UNKNOWN	1	(Z)	55	56	-	-	-	-
		10	3	66	91	5	(Z)	2	(Z)
35731	ELECTRONIC DATA PROCESSING MACHINES AND EQUIPMENT *								
	UNDER 500 POUNDS	261	257	11	14	49	2	25	4
	500 TO 999 POUNDS	33	33	18	17	6	(Z)	2	(Z)
	1,000 TO 4,999 POUNDS	25	20	13	15	6	(Z)	1	(Z)
	5,000 TO 9,999 POUNDS	70	72	22	28	14	(Z)	6	1
	10,000 TO 19,999 POUNDS	27	20	13	23	9	(Z)	2	(Z)
	20,000 TO 29,999 POUNDS	29	20	19	34	11	(Z)	5	1
	30,000 TO 59,999 POUNDS	7	6	35	60	1	(Z)	2	(Z)
	SHIPMENT WEIGHT UNKNOWN	2	1	83	86	-	-	-	-
		68	85	26	26	3	(Z)	6	1
35741	CALCULATING, ACCOUNTING MACH., INCL. CASH REGISTERS *								
	UNDER 500 POUNDS	32	25	27	25	1	(Z)	5	1
	500 TO 999 POUNDS	14	11	50	36	1	(Z)	2	(Z)
	1,000 TO 4,999 POUNDS	7	6	26	28	(Z)	(Z)	1	(Z)
	5,000 TO 9,999 POUNDS	5	5	45	54	(Z)	(Z)	1	(Z)
	10,000 TO 19,999 POUNDS	1	(Z)	68	60	-	-	(Z)	(Z)
	20,000 TO 29,999 POUNDS	1	1	42	45	-	-	(Z)	(Z)
	30,000 TO 59,999 POUNDS	(Z)	(Z)	100	100	-	-	-	-
	SHIPMENT WEIGHT UNKNOWN	5	1	22	52	(Z)	(Z)	2	(Z)
35761	SCALES AND BALANCES, EXC. LABORATORY *								
	UNDER 500 POUNDS	51	34	8	13	11	(Z)	5	1
	500 TO 999 POUNDS	12	9	17	21	2	(Z)	1	(Z)
	1,000 TO 4,999 POUNDS	6	5	26	28	(Z)	(Z)	(Z)	(Z)
	5,000 TO 9,999 POUNDS	17	13	12	22	3	(Z)	1	(Z)
	10,000 TO 19,999 POUNDS	5	4	22	43	2	(Z)	1	(Z)
	20,000 TO 29,999 POUNDS	4	2	25	45	2	(Z)	-	-
	30,000 TO 59,999 POUNDS	1	(Z)	100	100	-	-	-	-
	SHIPMENT WEIGHT UNKNOWN	6	2	30	39	2	(Z)	2	(Z)
		(Z)	(Z)	88	98	(Z)	(Z)	-	-
3579	HISCELLANEOUS OFFICE MACHINES.								
	UNDER 500 POUNDS	112	82	16	18	25	1	10	1
	500 TO 999 POUNDS	52	47	18	22	11	1	6	1
	1,000 TO 4,999 POUNDS	9	6	17	18	(Z)	(Z)	1	(Z)
	5,000 TO 9,999 POUNDS	25	20	24	28	2	(Z)	2	(Z)
	10,000 TO 19,999 POUNDS	4	2	48	73	1	(Z)	(Z)	(Z)
	20,000 TO 29,999 POUNDS	1	(Z)	65	93	(Z)	(Z)	(Z)	(Z)
	30,000 TO 59,999 POUNDS	(Z)	(Z)	100	100	-	-	-	-
	SHIPMENT WEIGHT UNKNOWN	(Z)	(Z)	100	100	-	-	(Z)	(Z)
		20	6	18	35	10	(Z)	(Z)	(Z)
35791	ADDRESSING, DUPLICATING, AND DICTATING MACHINES.								
	UNDER 500 POUNDS	24	14	19	15	5	(Z)	2	(Z)
	500 TO 999 POUNDS	3	2	16	20	1	(Z)	(Z)	(Z)
	1,000 TO 4,999 POUNDS	3	2	20	25	-	-	1	(Z)
	5,000 TO 9,999 POUNDS	12	8	18	22	1	(Z)	1	(Z)
	SHIPMENT WEIGHT UNKNOWN	2	1	54	92	1	(Z)	-	-
		4	(Z)	68	78	2	(Z)	(Z)	(Z)
35799	OFFICE MACHINES, NEC								
	UNDER 500 POUNDS	88	69	19	23	21	1	8	1
		49	45	19	23	10	1	5	1



TONS (THOUSANDS) AND TON-MILES (MILLIONS) BY DISTANCE OF SHIPMENT--CON.

200 TO 299 MILES		300 TO 499 MILES		500 TO 999 MILES		1,000 TO 1,499 MILES		1,500 MILES AND OVER		MILEAGE UNKNOWN	TCC CODE AND WT.
TONS	TON-MILES	TONS	TON-MILES	TONS	TON-MILES	TONS	TON-MILES	TONS	TON-MILES	TONS	
-	-	-	-	1	1	-	-	-	-	-	35669
4	1	7	3	15	10	(Z)	(Z)	2	3	77	90+ UK
5	1	35	14	32	23	13	15	5	10	3	35671
(Z)	(Z)	1	(Z)	1	1	(Z)	(Z)	1	2	(Z)	0-.5
1	(Z)	1	(Z)	1	1	(Z)	(Z)	(Z)	1	-	.5-1
2	1	2	1	3	2	5	7	3	6	-	1-5
1	(Z)	12	4	2	1	1	1	(Z)	(Z)	-	5-10
(Z)	(Z)	3	1	11	8	(Z)	(Z)	(Z)	(Z)	-	10-20
(Z)	(Z)	1	(Z)	(Z)	(Z)	3	3	-	-	-	20-30
-	-	5	2	2	2	1	1	-	-	-	30-60
-	-	-	-	4	2	-	-	-	-	-	60-90
1	(Z)	11	5	8	6	1	2	1	1	3	UK
31	7	41	16	57	41	16	21	28	53	7	35691
4	1	5	2	10	7	4	4	5	9	(Z)	0-.5
6	1	5	2	7	5	(Z)	1	5	9	-	.5-1
4	1	5	2	10	8	2	3	3	6	-	1-5
3	1	6	2	6	4	2	3	3	7	-	5-10
5	1	6	2	10	7	6	9	1	2	-	10-20
-	-	3	1	3	2	(Z)	(Z)	2	4	-	20-30
8	2	1	(Z)	(Z)	(Z)	1	2	8	13	-	30-60
-	-	-	-	8	6	-	-	-	-	-	60-90
-	-	-	-	-	-	-	-	-	-	-	90+
1	(Z)	10	4	3	2	(Z)	(Z)	2	4	7	UK
21	5	59	24	96	71	59	72	117	251	8	357
6	1	11	4	27	20	17	21	25	56	-	0-.5
2	1	8	3	13	10	5	6	8	16	(Z)	.5-1
5	1	15	6	24	18	15	18	29	64	(Z)	1-5
4	1	4	1	4	3	4	5	11	21	-	5-10
4	1	7	3	5	3	4	6	11	25	-	10-20
(Z)	(Z)	2	1	10	7	-	-	2	4	-	20-30
-	-	1	1	3	2	-	-	-	-	-	30-60
-	-	(Z)	(Z)	1	(Z)	-	-	-	-	-	60-90
1	(Z)	10	4	10	7	14	16	31	65	8	UK
3	1	6	3	16	11	4	5	9	17	(Z)	35721
(Z)	(Z)	1	(Z)	1	1	(Z)	(Z)	(Z)	(Z)	-	0-.5
-	-	(Z)	(Z)	(Z)	(Z)	(Z)	(Z)	(Z)	(Z)	-	.5-1
(Z)	(Z)	(Z)	(Z)	1	1	1	2	(Z)	(Z)	-	1-5
-	-	-	-	(Z)	(Z)	(Z)	1	3	6	-	5-10
3	1	3	1	3	2	2	2	5	10	-	10-20
-	-	(Z)	(Z)	8	5	-	-	(Z)	(Z)	-	20-30
-	-	(Z)	(Z)	(Z)	(Z)	-	-	-	-	-	30-60
-	-	(Z)	(Z)	1	(Z)	-	-	-	-	-	60-90
(Z)	(Z)	2	1	(Z)	(Z)	(Z)	(Z)	(Z)	1	(Z)	UK
7	2	28	11	37	28	32	38	79	173	3	35731
1	(Z)	3	1	8	6	5	6	9	20	-	0-.5
1	(Z)	2	1	6	4	3	4	5	11	-	.5-1
2	(Z)	7	3	10	8	8	10	22	49	(Z)	1-5
2	1	3	1	3	2	2	3	6	13	-	5-10
1	(Z)	4	2	(Z)	(Z)	2	2	6	14	-	10-20
-	-	2	1	2	1	-	-	1	4	-	20-30
-	-	1	(Z)	1	1	-	-	-	-	-	30-60
1	(Z)	6	2	7	5	12	13	30	63	3	UK
3	1	5	2	6	5	5	6	5	10	2	35741
1	(Z)	2	1	4	3	2	3	2	4	-	0-.5
(Z)	(Z)	3	1	2	2	1	1	1	2	-	.5-1
(Z)	(Z)	(Z)	(Z)	(Z)	(Z)	1	1	2	4	-	1-5
1	(Z)	(Z)	(Z)	-	-	(Z)	(Z)	(Z)	(Z)	-	5-10
-	-	(Z)	(Z)	-	-	1	1	-	-	-	10-20
-	-	(Z)	(Z)	-	-	-	-	-	-	-	20-30
(Z)	(Z)	(Z)	(Z)	-	-	-	-	1	1	-	30-60
-	-	(Z)	(Z)	(Z)	(Z)	(Z)	(Z)	1	1	2	UK
2	1	6	2	16	13	4	5	6	13	(Z)	35761
1	(Z)	2	1	4	3	1	2	1	3	-	0-.5
(Z)	(Z)	2	1	2	2	(Z)	1	1	2	(Z)	.5-1
1	(Z)	2	1	6	5	2	2	2	4	-	1-5
-	-	(Z)	(Z)	1	(Z)	(Z)	(Z)	2	3	-	5-10
-	-	-	-	1	1	-	-	(Z)	1	-	10-20
-	-	1	(Z)	-	-	-	-	-	-	-	20-30
-	-	1	(Z)	2	1	-	-	-	-	-	30-60
-	-	-	-	-	-	-	-	-	-	-	UK
6	1	14	6	22	16	15	19	17	39	3	35799
2	(Z)	5	2	9	7	8	10	12	27	-	0-.5
(Z)	(Z)	2	1	3	3	1	1	1	2	-	.5-1
2	1	6	3	6	4	3	4	4	8	-	1-5
1	(Z)	(Z)	(Z)	(Z)	(Z)	1	1	(Z)	(Z)	-	5-10
(Z)	(Z)	-	-	-	-	-	-	-	-	-	10-20
-	-	-	-	-	-	-	-	-	-	-	20-30
(Z)	(Z)	2	1	2	2	2	2	1	1	3	UK
2	(Z)	4	2	5	3	4	5	1	3	2	35791
(Z)	(Z)	(Z)	(Z)	1	1	(Z)	(Z)	(Z)	1	-	0-.5
(Z)	(Z)	(Z)	(Z)	1	1	(Z)	(Z)	(Z)	1	-	.5-1
1	(Z)	3	1	2	2	2	3	1	2	-	1-5
(Z)	(Z)	(Z)	(Z)	-	-	1	1	-	-	-	5-10
-	-	-	-	(Z)	(Z)	-	-	(Z)	(Z)	2	UK
4	1	11	4	17	12	11	14	16	35	1	35799
2	(Z)	4	2	8	6	8	10	11	26	-	0-.5

BUREAU OF THE CENSUS

TABLE 3. SHIPMENTS BY MANUFACTURING ESTABLISHMENTS--COMMODITIES AND WEIGHT OF SHIPMENT BY DISTANCE SHIPPED: 1977--CON.

TCC CODE	COMMODITY AND WEIGHT OF SHIPMENT	ALL SHIPMENTS				TONS (THOUSANDS) AND TON-MILES (MILLIONS) BY DISTANCE OF SHIPMENT			
		TONS (THOUSANDS) (A)	TON-MILES (MILLIONS) (B)	STANDARD ERROR (PERCENT) FOR COLUMNS--		UNDER 100 MILES		100 TO 199 MILES	
				(A)	(B)	TONS	TON-MILES	TONS	TON-MILES
35799	OFFICE MACHINES, NEC . . . . .								
	500 TO 999 POUNDS . . . . .	6	4	25	27	(Z)	(Z)	1	(Z)
	1,000 TO 4,999 POUNDS . . . . .	14	12	42	46	1	(Z)	1	(Z)
	5,000 TO 9,999 POUNDS . . . . .	1	1	75	70	(Z)	(Z)	(Z)	(Z)
	10,000 TO 19,999 POUNDS . . . . .	1	(Z)	65	93	(Z)	(Z)	(Z)	(Z)
	20,000 TO 29,999 POUNDS . . . . .	(Z)	(Z)	100	100	-	-	-	-
	30,000 TO 59,999 POUNDS . . . . .	(Z)	(Z)	100	100	-	-	(Z)	(Z)
	SHIPMENT WEIGHT UNKNOWN . . . . .	17	6	17	36	9	(Z)	(Z)	(Z)
358	REFRIGERATION AND SERVICE INDUSTRY MACHINES . . . . .	2 915	1 444	7	7	513	16	266	42
	UNDER 500 POUNDS . . . . .	148	97	19	18	15	1	12	2
	500 TO 999 POUNDS . . . . .	99	69	16	19	10	(Z)	6	1
	1,000 TO 4,999 POUNDS . . . . .	366	238	13	13	52	2	32	5
	5,000 TO 9,999 POUNDS . . . . .	243	121	13	14	50	1	34	6
	10,000 TO 19,999 POUNDS . . . . .	494	222	15	22	169	6	55	9
	20,000 TO 29,999 POUNDS . . . . .	352	178	16	15	60	1	25	5
	30,000 TO 59,999 POUNDS . . . . .	518	227	16	13	111	4	52	7
	60,000 TO 89,999 POUNDS . . . . .	25	13	33	41	-	-	-	-
	90,000 POUNDS AND OVER . . . . .	14	8	87	83	-	-	-	-
	SHIPMENT WEIGHT UNKNOWN . . . . .	656	270	12	17	48	2	49	9
35811	AUTOMATIC MERCHANDISING MACHINES (COIN-OPERATED) * . . . . .	89	64	15	19	7	(Z)	7	1
	UNDER 500 POUNDS . . . . .	5	3	29	31	(Z)	(Z)	(Z)	(Z)
	500 TO 999 POUNDS . . . . .	8	5	18	17	(Z)	(Z)	1	(Z)
	1,000 TO 4,999 POUNDS . . . . .	27	21	12	14	2	(Z)	1	(Z)
	5,000 TO 9,999 POUNDS . . . . .	16	15	23	26	1	(Z)	1	(Z)
	10,000 TO 19,999 POUNDS . . . . .	11	6	34	38	-	-	4	(Z)
	20,000 TO 29,999 POUNDS . . . . .	13	10	47	48	-	-	-	(Z)
	30,000 TO 59,999 POUNDS . . . . .	3	2	71	74	-	-	-	(Z)
	SHIPMENT WEIGHT UNKNOWN . . . . .	7	1	48	27	3	(Z)	(Z)	(Z)
3582	COMMERCIAL LAUNDRY, DRY CLEANING, PRESSING MACHINES . . . . .	39	24	23	25	8	(Z)	1	(Z)
	UNDER 500 POUNDS . . . . .	2	2	25	33	(Z)	(Z)	(Z)	(Z)
	500 TO 999 POUNDS . . . . .	2	2	34	51	(Z)	(Z)	(Z)	(Z)
	1,000 TO 4,999 POUNDS . . . . .	13	9	24	27	1	(Z)	1	(Z)
	5,000 TO 9,999 POUNDS . . . . .	7	6	31	31	2	(Z)	(Z)	(Z)
	10,000 TO 19,999 POUNDS . . . . .	6	3	59	73	2	(Z)	(Z)	(Z)
	20,000 TO 29,999 POUNDS . . . . .	3	1	52	53	1	(Z)	-	(Z)
	30,000 TO 59,999 POUNDS . . . . .	3	1	47	67	1	(Z)	(Z)	(Z)
	60,000 TO 89,999 POUNDS . . . . .	(Z)	(Z)	100	100	-	-	-	(Z)
	SHIPMENT WEIGHT UNKNOWN . . . . .	3	1	30	54	1	(Z)	(Z)	(Z)
35821	COMMERCIAL LAUNDRY EQUIPMENT . . . . .	34	22	25	26	6	(Z)	1	(Z)
	UNDER 500 POUNDS . . . . .	2	2	25	33	(Z)	(Z)	(Z)	(Z)
	500 TO 999 POUNDS . . . . .	2	1	39	58	(Z)	(Z)	(Z)	(Z)
	1,000 TO 4,999 POUNDS . . . . .	11	7	26	30	(Z)	(Z)	1	(Z)
	5,000 TO 9,999 POUNDS . . . . .	6	6	33	31	1	(Z)	(Z)	(Z)
	10,000 TO 19,999 POUNDS . . . . .	5	3	68	73	1	(Z)	(Z)	(Z)
	20,000 TO 29,999 POUNDS . . . . .	3	1	52	53	1	(Z)	-	(Z)
	30,000 TO 59,999 POUNDS . . . . .	3	(Z)	50	71	1	(Z)	(Z)	(Z)
	60,000 TO 89,999 POUNDS . . . . .	(Z)	(Z)	100	100	-	-	-	(Z)
	SHIPMENT WEIGHT UNKNOWN . . . . .	3	1	34	54	1	(Z)	(Z)	(Z)
35822	COMMERCIAL DRY CLEANING EQUIPMENT . . . . .	5	2	48	48	2	(Z)	(Z)	(Z)
	UNDER 500 POUNDS . . . . .	(Z)	(Z)	73	91	(Z)	(Z)	(Z)	(Z)
	500 TO 999 POUNDS . . . . .	(Z)	(Z)	79	73	(Z)	(Z)	-	(Z)
	1,000 TO 4,999 POUNDS . . . . .	2	1	50	49	(Z)	(Z)	(Z)	(Z)
	5,000 TO 9,999 POUNDS . . . . .	1	(Z)	50	66	(Z)	(Z)	-	(Z)
	10,000 TO 19,999 POUNDS . . . . .	1	(Z)	66	72	1	(Z)	-	(Z)
	20,000 TO 29,999 POUNDS . . . . .	(Z)	(Z)	69	77	(Z)	(Z)	-	(Z)
	SHIPMENT WEIGHT UNKNOWN . . . . .	(Z)	-	-	-	-	-	-	(Z)
3585	REFRIGERATION MACHINERY AND COMPLETE AIR COND. UNITS . . . . .	2 388	1 119	8	8	445	14	220	36
	UNDER 500 POUNDS . . . . .	86	51	24	27	10	(Z)	8	1
	500 TO 999 POUNDS . . . . .	66	46	23	29	6	(Z)	4	1
	1,000 TO 4,999 POUNDS . . . . .	258	159	16	15	39	1	27	4
	5,000 TO 9,999 POUNDS . . . . .	195	86	19	22	46	1	28	5
	10,000 TO 19,999 POUNDS . . . . .	419	163	16	18	160	6	44	7
	20,000 TO 29,999 POUNDS . . . . .	298	144	15	14	49	1	24	4
	30,000 TO 59,999 POUNDS . . . . .	466	209	15	14	97	3	37	5
	60,000 TO 89,999 POUNDS . . . . .	22	12	34	45	-	-	-	(Z)
	90,000 POUNDS AND OVER . . . . .	9	5	100	100	-	-	-	(Z)
	SHIPMENT WEIGHT UNKNOWN . . . . .	568	244	14	19	38	2	47	9
35851	HEAT TRANSFER EQUIPMENT . . . . .	556	214	15	18	50	1	50	9
	UNDER 500 POUNDS . . . . .	11	6	60	62	1	(Z)	1	(Z)
	500 TO 999 POUNDS . . . . .	7	4	49	43	1	(Z)	(Z)	(Z)
	1,000 TO 4,999 POUNDS . . . . .	47	18	48	40	12	(Z)	4	1
	5,000 TO 9,999 POUNDS . . . . .	55	16	45	69	21	(Z)	14	2
	10,000 TO 19,999 POUNDS . . . . .	74	42	23	29	13	(Z)	8	1
	20,000 TO 29,999 POUNDS . . . . .	85	41	15	16	-	-	12	2
	30,000 TO 59,999 POUNDS . . . . .	98	52	15	26	-	-	11	2
	60,000 TO 89,999 POUNDS . . . . .	17	9	37	51	-	-	-	(Z)
	SHIPMENT WEIGHT UNKNOWN . . . . .	162	26	32	100	2	(Z)	(Z)	(Z)
35853	COMMERCIAL REFRIGERATION EQUIPMENT . . . . .	324	210	31	28	59	2	16	2
	UNDER 500 POUNDS . . . . .	29	23	46	51	5	(Z)	2	(Z)
	500 TO 999 POUNDS . . . . .	26	23	36	48	2	(Z)	2	(Z)
	1,000 TO 4,999 POUNDS . . . . .	53	42	41	38	8	(Z)	2	(Z)
	5,000 TO 9,999 POUNDS . . . . .	40	26	45	57	3	(Z)	2	(Z)
	10,000 TO 19,999 POUNDS . . . . .	21	13	34	30	2	(Z)	3	(Z)
	20,000 TO 29,999 POUNDS . . . . .	16	11	46	52	5	(Z)	-	(Z)
	30,000 TO 59,999 POUNDS . . . . .	38	19	73	56	9	(Z)	-	(Z)
	SHIPMENT WEIGHT UNKNOWN . . . . .	100	54	24	25	24	1	5	1
35854	COMPRESSORS, ALL REFRIGERANTS . . . . .	444	185	9	11	31	1	95	16
	UNDER 500 POUNDS . . . . .	12	6	50	35	1	(Z)	2	(Z)

TONS (THOUSANDS) AND TON-MILES (MILLIONS) BY DISTANCE OF SHIPMENT--CON.

200 TO 299 MILES		300 TO 499 MILES		500 TO 999 MILES		1,000 TO 1,499 MILES		1,500 MILES AND OVER		MILEAGE UNKNOWN	TCC CODE AND NT.
TONS	TON-MILES	TONS	TON-MILES	TONS	TON-MILES	TONS	TON-MILES	TONS	TON-MILES	TONS	
(Z)	(Z)	1	(Z)	2	2	1	1	1	1	-	35799
1	(Z)	3	1	4	3	1	1	3	7	-	.5-1
1	(Z)	(Z)	(Z)	(Z)	(Z)	-	-	(Z)	(Z)	-	1-5
-	-	-	-	(Z)	(Z)	(Z)	(Z)	-	-	-	5-10
(Z)	(Z)	-	-	-	-	-	-	-	-	-	10-20
-	-	-	-	-	-	-	-	-	-	-	20-30
(Z)	(Z)	2	1	2	2	2	2	1	1	1	30-60
										1	UK
320	77	489	194	781	546	198	237	168	331	181	358
21	5	25	10	46	33	14	17	14	29	-	0-.5
9	2	25	10	29	20	9	11	12	25	-	.5-1
37	9	64	24	103	72	42	52	36	74	-	1-5
22	6	40	15	65	47	19	23	13	24	-	5-10
46	11	73	30	78	55	51	61	23	49	-	10-20
53	13	67	28	104	73	30	35	13	24	-	20-30
90	20	98	41	126	84	12	14	30	57	-	30-60
12	3	4	1	4	3	2	2	2	4	-	60-90
-	-	-	-	14	8	-	-	-	-	-	90+
29	7	93	35	211	151	19	22	25	45	181	UK
4	1	11	5	40	30	14	16	5	12	2	35811
(Z)	(Z)	1	(Z)	2	2	1	1	(Z)	(Z)	-	0-.5
1	(Z)	2	1	3	1	(Z)	1	1	1	-	.5-1
2	(Z)	4	2	13	10	3	4	2	5	-	1-5
-	-	1	1	9	6	3	3	2	5	-	5-10
(Z)	(Z)	-	-	4	3	2	3	-	-	-	10-20
-	-	3	1	6	5	3	4	-	-	-	20-30
-	-	-	-	3	2	-	-	-	-	-	30-60
(Z)	(Z)	(Z)	(Z)	1	1	(Z)	(Z)	(Z)	(Z)	2	UK
7	2	2	1	13	9	5	6	3	6	(Z)	3582
(Z)	(Z)	(Z)	(Z)	1	1	(Z)	(Z)	1	1	-	0-.5
1	(Z)	(Z)	(Z)	(Z)	(Z)	(Z)	1	(Z)	(Z)	-	.5-1
2	(Z)	1	(Z)	5	4	2	2	1	2	-	1-5
(Z)	(Z)	(Z)	(Z)	2	2	2	2	1	2	-	5-10
(Z)	(Z)	(Z)	(Z)	4	2	(Z)	(Z)	(Z)	(Z)	-	10-20
2	1	-	-	-	-	(Z)	(Z)	-	-	-	20-30
2	(Z)	-	-	-	-	(Z)	(Z)	-	-	-	30-60
-	-	-	-	-	-	(Z)	(Z)	-	-	-	60-90
-	-	1	(Z)	1	1	-	-	(Z)	(Z)	(Z)	UK
6	2	2	1	12	8	4	5	3	5	-	35821
(Z)	(Z)	(Z)	(Z)	1	1	(Z)	(Z)	1	1	-	0-.5
1	(Z)	(Z)	(Z)	(Z)	(Z)	(Z)	(Z)	(Z)	(Z)	-	.5-1
2	(Z)	1	(Z)	5	3	1	2	1	2	-	1-5
(Z)	(Z)	(Z)	(Z)	2	1	2	2	1	2	-	5-10
(Z)	(Z)	(Z)	(Z)	4	2	(Z)	(Z)	(Z)	(Z)	-	10-20
2	1	-	-	-	-	(Z)	(Z)	-	-	-	20-30
1	(Z)	-	-	-	-	(Z)	(Z)	-	-	-	30-60
-	-	-	-	-	-	(Z)	(Z)	-	-	-	60-90
-	-	1	(Z)	1	1	-	-	(Z)	(Z)	-	UK
(Z)	(Z)	(Z)	(Z)	1	1	1	1	(Z)	(Z)	(Z)	35822
-	-	(Z)	(Z)	(Z)	(Z)	(Z)	(Z)	-	-	-	0-.5
(Z)	(Z)	(Z)	(Z)	(Z)	(Z)	(Z)	(Z)	(Z)	(Z)	-	.5-1
(Z)	(Z)	(Z)	(Z)	1	1	(Z)	1	(Z)	(Z)	-	1-5
-	-	(Z)	(Z)	-	-	(Z)	-	-	-	-	5-10
(Z)	(Z)	-	-	-	-	(Z)	(Z)	-	-	-	10-20
-	-	-	-	-	-	-	-	-	-	-	20-30
-	-	-	-	-	-	-	-	-	-	-	30-60
-	-	-	-	-	-	-	-	-	-	-	60-90
-	-	-	-	-	-	-	-	-	-	-	UK
277	66	429	171	612	424	144	173	121	235	138	3585
11	3	18	8	25	18	7	8	6	13	-	0-.5
6	2	20	8	17	11	8	7	8	18	-	.5-1
26	7	48	18	64	44	31	40	23	46	-	1-5
19	5	35	13	46	32	13	16	8	15	-	5-10
41	10	67	28	58	41	34	42	15	29	-	10-20
49	12	57	23	87	61	23	26	8	16	-	20-30
86	19	93	39	114	76	10	12	29	55	-	30-60
12	3	2	1	4	2	2	2	2	4	-	60-90
-	-	-	-	9	5	-	-	-	-	-	90+
27	7	89	33	189	135	18	21	22	39	138	UK
112	27	62	26	91	61	32	38	26	53	135	35851
1	(Z)	1	(Z)	7	5	(Z)	(Z)	(Z)	1	-	0-.5
(Z)	(Z)	2	1	2	1	(Z)	(Z)	1	2	-	.5-1
10	3	7	3	9	6	3	4	1	2	-	1-5
4	1	2	1	13	8	(Z)	(Z)	2	4	-	5-10
14	4	14	6	15	10	5	7	6	13	-	10-20
32	8	19	8	14	10	5	5	3	7	-	20-30
42	9	13	5	17	11	7	9	8	16	-	30-60
8	2	2	1	4	2	-	-	2	4	-	60-90
(Z)	(Z)	2	1	9	8	10	12	3	5	135	UK
10	3	49	20	137	96	21	26	31	62	(Z)	35853
2	(Z)	3	1	9	6	4	5	4	10	-	0-.5
2	(Z)	5	2	5	5	4	5	5	11	-	.5-1
2	(Z)	9	3	17	12	10	12	6	13	-	1-5
2	(Z)	12	4	16	12	2	2	4	7	-	5-10
3	1	3	1	8	6	-	-	3	5	-	10-20
-	-	-	-	7	5	1	2	3	4	-	20-30
-	-	13	6	12	7	-	-	3	5	-	30-60
(Z)	(Z)	4	2	62	43	1	1	3	7	(Z)	UK
48	12	136	52	110	70	11	14	11	20	(Z)	35854
1	(Z)	4	1	2	1	1	1	1	1	-	0-.5

BUREAU OF THE CENSUS



TABLE 3. SHIPMENTS BY MANUFACTURING ESTABLISHMENTS--COMMODITIES AND WEIGHT OF SHIPMENT BY DISTANCE SHIPPED: 1977--CON.

TCC CODE	COMMODITY AND WEIGHT OF SHIPMENT	ALL SHIPMENTS				TONS (THOUSANDS) AND TON-MILES (MILLIONS) BY DISTANCE OF SHIPMENT			
		TONS (THOU- SANDS) (A)	TON-MILES (MIL- LIONS) (B)	STANDARD ERROR (PERCENT) FOR COLUMNS--		UNDER 100 MILES		100 TO 199 MILES	
				(A)	(B)	TONS	TON- MILES	TONS	TON- MILES
35854	COMPRESSORS, ALL REFRIGERANTS.								
	500 TO 999 POUNDS.	11	6	49	47	1	(Z)	(Z)	(Z)
	1,000 TO 4,999 POUNDS.	48	30	40	30	7	(Z)	2	(Z)
	5,000 TO 9,999 POUNDS.	18	6	38	34	1	(Z)	8	1
	10,000 TO 19,999 POUNDS.	43	17	21	32	6	(Z)	17	3
	20,000 TO 29,999 POUNDS.	30	10	26	33	6	(Z)	4	1
	30,000 TO 59,999 POUNDS.	116	45	14	21	7	(Z)	19	2
	SHIPMENT WEIGHT UNKNOWN.	165	66	13	17	2	(Z)	41	8
35855	CONDENSING UNITS, ALL REFRIGERANTS	99	47	23	33	10	(Z)	16	3
	UNDER 500 POUNDS.	9	4	70	70	(Z)	(Z)	(Z)	(Z)
	500 TO 999 POUNDS.	3	4	66	92	(Z)	(Z)	(Z)	(Z)
	1,000 TO 4,999 POUNDS.	28	12	35	55	3	(Z)	12	2
	5,000 TO 9,999 POUNDS.	11	5	35	34	3	(Z)	(Z)	(Z)
	10,000 TO 19,999 POUNDS.	16	6	52	62	2	(Z)	3	(Z)
	20,000 TO 29,999 POUNDS.	4	2	62	68	-	-	-	-
	30,000 TO 59,999 POUNDS.	4	1	100	100	-	-	-	-
	90,000 POUNDS AND OVER	9	5	100	100	-	-	-	-
	SHIPMENT WEIGHT UNKNOWN.	15	7	43	51	1	(Z)	(Z)	(Z)
35856	ICE MAKING MACHINERY AND EQUIPMENT	10	4	45	59	6	(Z)	-	-
	UNDER 500 POUNDS.	(Z)	(Z)	48	53	(Z)	(Z)	-	-
	1,000 TO 4,999 POUNDS.	1	1	69	100	1	(Z)	-	-
	SHIPMENT WEIGHT UNKNOWN.	8	2	50	69	5	(Z)	-	-
35857	AIR CONDITIONING, COOLING, AND DEHUMIDIFYING EQUIPMENT	921	436	18	19	285	10	44	7
	UNDER 500 POUNDS.	12	6	21	13	2	(Z)	3	(Z)
	500 TO 999 POUNDS.	19	9	44	40	2	(Z)	1	(Z)
	1,000 TO 4,999 POUNDS.	80	55	20	22	7	(Z)	7	1
	5,000 TO 9,999 POUNDS.	69	32	25	25	18	1	4	(Z)
	10,000 TO 19,999 POUNDS.	265	86	26	33	137	5	13	2
	20,000 TO 29,999 POUNDS.	162	80	27	22	38	1	8	1
	30,000 TO 59,999 POUNDS.	210	89	28	23	81	3	7	1
	60,000 TO 89,999 POUNDS.	2	2	100	100	-	-	-	-
	SHIPMENT WEIGHT UNKNOWN.	102	76	32	36	(Z)	(Z)	1	(Z)
35859	REFRIGERATION MACHINERY, NEC	34	23	29	26	4	(Z)	(Z)	(Z)
	UNDER 500 POUNDS.	12	6	71	64	1	(Z)	(Z)	(Z)
	500 TO 999 POUNDS.	(Z)	(Z)	91	87	(Z)	(Z)	(Z)	(Z)
	1,000 TO 4,999 POUNDS.	(Z)	(Z)	100	100	(Z)	(Z)	-	-
	5,000 TO 9,999 POUNDS.	1	(Z)	75	97	(Z)	(Z)	-	-
	30,000 TO 59,999 POUNDS.	5	4	100	100	-	-	-	-
	SHIPMENT WEIGHT UNKNOWN.	16	14	20	21	2	(Z)	-	-
3589	MISCELLANEOUS SERVICE INDUSTRY MACHINES.	378	223	23	22	61	2	38	6
	UNDER 500 POUNDS.	62	45	22	17	5	(Z)	5	1
	500 TO 999 POUNDS.	28	21	21	26	3	(Z)	2	(Z)
	1,000 TO 4,999 POUNDS.	82	63	24	25	11	1	5	1
	5,000 TO 9,999 POUNDS.	30	18	31	28	2	(Z)	6	1
	10,000 TO 19,999 POUNDS.	45	39	46	75	13	1	2	(Z)
	20,000 TO 29,999 POUNDS.	26	14	66	79	11	(Z)	1	(Z)
	30,000 TO 59,999 POUNDS.	50	16	89	64	15	1	17	3
	60,000 TO 89,999 POUNDS.	2	1	100	100	-	-	-	-
	90,000 POUNDS AND OVER	1	1	100	100	-	-	-	-
	SHIPMENT WEIGHT UNKNOWN.	52	6	26	47	1	(Z)	1	(Z)
35891	COMMERCIAL COOKING EQUIPMENT	61	47	37	36	8	(Z)	3	1
	UNDER 500 POUNDS.	11	10	44	40	1	(Z)	1	(Z)
	500 TO 999 POUNDS.	10	8	48	46	1	(Z)	1	(Z)
	1,000 TO 4,999 POUNDS.	26	25	48	46	5	(Z)	1	(Z)
	5,000 TO 9,999 POUNDS.	2	2	63	68	(Z)	(Z)	(Z)	(Z)
	SHIPMENT WEIGHT UNKNOWN.	13	3	65	52	1	(Z)	(Z)	(Z)
35892	COMMERCIAL AND INDUSTRIAL VACUUM CLEANERS AND PARTS.	61	59	57	61	2	(Z)	9	1
	UNDER 500 POUNDS.	11	7	37	32	1	(Z)	2	(Z)
	500 TO 999 POUNDS.	5	2	64	66	1	(Z)	2	(Z)
	1,000 TO 4,999 POUNDS.	23	18	78	71	1	(Z)	2	(Z)
	5,000 TO 9,999 POUNDS.	8	3	95	82	-	-	5	1
	10,000 TO 19,999 POUNDS.	15	28	100	100	-	-	-	-
	SHIPMENT WEIGHT UNKNOWN.	(Z)	(Z)	96	95	-	-	(Z)	(Z)
35899	SERVICE INDUSTRY MACHINES, NEC	255	117	28	20	51	2	25	4
	UNDER 500 POUNDS.	41	28	31	25	3	(Z)	3	(Z)
	500 TO 999 POUNDS.	12	10	25	40	2	(Z)	(Z)	(Z)
	1,000 TO 4,999 POUNDS.	34	20	19	27	6	(Z)	2	(Z)
	5,000 TO 9,999 POUNDS.	21	13	33	33	2	(Z)	(Z)	(Z)
	10,000 TO 19,999 POUNDS.	30	12	41	35	13	1	2	(Z)
	20,000 TO 29,999 POUNDS.	26	14	66	79	11	(Z)	1	(Z)
	30,000 TO 59,999 POUNDS.	50	16	89	64	15	1	17	3
	60,000 TO 89,999 POUNDS.	2	1	100	100	-	-	-	-
	90,000 POUNDS AND OVER	1	1	100	100	-	-	-	-
	SHIPMENT WEIGHT UNKNOWN.	38	3	28	64	(Z)	(Z)	(Z)	(Z)
359	MISCELLANEOUS MACHINERY AND PARTS.	1 808	306	22	14	1 188	30	195	30
	UNDER 500 POUNDS.	127	34	24	34	70	1	7	1
	500 TO 999 POUNDS.	106	20	40	22	74	2	3	(Z)
	1,000 TO 4,999 POUNDS.	333	62	23	31	243	6	22	3
	5,000 TO 9,999 POUNDS.	189	27	30	22	126	3	14	2
	10,000 TO 19,999 POUNDS.	140	35	52	28	66	4	20	3
	20,000 TO 29,999 POUNDS.	87	13	43	44	44	1	25	4
	30,000 TO 59,999 POUNDS.	200	72	20	22	44	2	53	10
	60,000 TO 89,999 POUNDS.	43	5	86	50	36	(Z)	-	-
	90,000 POUNDS AND OVER	21	6	83	85	9	(Z)	(Z)	(Z)
	SHIPMENT WEIGHT UNKNOWN.	562	33	41	32	476	10	51	7
3592	CARBURETORS, PISTONS, RINGS, VALVES.	188	56	12	10	38	1	41	6
	UNDER 500 POUNDS.	16	6	19	13	5	(Z)	2	(Z)

TONS (THOUSANDS) AND TON-MILES (MILLIONS) BY DISTANCE OF SHIPMENT--CON.

200 TO 299 MILES		300 TO 499 MILES		500 TO 999 MILES		1,000 TO 1,499 MILES		1,500 MILES AND OVER		MILEAGE UNKNOWN	TCC CODE AND WT.
TONS	TON-MILES	TONS	TON-MILES	TONS	TON-MILES	TONS	TON-MILES	TONS	TON-MILES	TONS	
2	(Z)	3	1	5	3	(Z)	(Z)	(Z)	(Z)	-	35854
4	1	13	5	9	6	6	1	5	9	-	.5-1
1	(Z)	3	1	3	2	1	-	1	-	-	1-5
1	(Z)	11	4	4	3	-	-	3	6	-	5-10
1	(Z)	14	5	5	3	-	-	-	-	-	10-20
20	5	35	15	32	20	3	3	-	-	-	20-30
17	4	52	19	50	31	(Z)	(Z)	2	4	(Z)	30-60
9	2	20	8	35	22	2	2	5	9	2	35855
(Z)	(Z)	8	3	1	3	(Z)	(Z)	(Z)	(Z)	-	0-.5
(Z)	(Z)	(Z)	(Z)	(Z)	(Z)	(Z)	(Z)	1	3	-	.5-1
1	(Z)	4	2	3	2	1	1	3	5	-	1-5
2	(Z)	3	1	2	1	1	1	(Z)	1	-	5-10
2	(Z)	3	1	6	4	-	-	-	-	-	10-20
-	-	1	(Z)	3	2	-	-	-	-	-	20-30
4	1	-	-	-	-	-	-	-	-	-	60-90
-	-	-	-	9	5	-	-	-	-	-	90+
(Z)	(Z)	(Z)	(Z)	11	7	-	-	-	-	2	UK
-	-	1	(Z)	2	2	(Z)	(Z)	1	1	-	35856
-	-	(Z)	(Z)	(Z)	(Z)	-	-	-	-	-	0-.5
-	-	-	-	-	-	-	-	1	1	-	1-5
-	-	1	(Z)	2	2	(Z)	(Z)	(Z)	(Z)	-	UK
93	22	160	65	221	161	73	87	45	85	(Z)	35857
2	1	2	1	3	2	1	2	1	1	-	0-.5
2	(Z)	10	4	3	2	1	1	7	1	-	.5-1
9	2	14	6	24	17	11	14	1	15	-	1-5
9	2	16	6	12	8	9	12	2	3	-	5-10
21	5	36	15	25	18	29	35	4	6	-	10-20
16	4	22	10	58	41	17	19	2	4	-	20-30
24	5	32	12	48	34	-	-	18	35	-	30-60
-	-	-	-	-	-	2	2	-	-	-	60-90
9	3	29	11	49	39	2	2	11	20	(Z)	UK
6	1	2	1	15	12	5	5	2	4	-	35859
5	1	-	(Z)	4	3	(Z)	(Z)	(Z)	1	-	0-.5
-	-	-	-	-	-	-	-	-	-	-	.5-1
-	-	-	-	-	-	-	-	-	-	-	1-5
-	-	-	-	1	(Z)	-	-	-	-	-	5-10
(Z)	(Z)	1	(Z)	5	4	5	5	2	3	-	30-60
-	-	-	-	-	-	-	-	-	-	-	UK
31	8	38	15	95	67	33	40	41	86	42	35891
9	2	7	3	21	15	8	9	8	16	-	0-.5
3	1	3	1	11	8	3	3	3	7	-	.5-1
9	2	11	4	27	19	6	8	12	28	-	1-5
4	1	5	2	9	7	2	3	2	4	-	5-10
4	1	(Z)	(Z)	7	5	10	13	8	19	-	10-20
-	-	4	2	5	3	-	-	5	8	-	20-30
1	(Z)	4	2	9	5	3	3	1	2	-	30-60
-	-	2	1	-	-	-	-	-	-	-	60-90
-	-	-	-	1	1	-	-	1	-	-	90+
2	(Z)	1	(Z)	4	3	(Z)	1	1	2	42	UK
3	1	5	2	17	13	5	6	11	24	8	35891
(Z)	(Z)	1	(Z)	3	2	1	2	3	5	-	0-.5
1	(Z)	2	1	4	3	1	1	1	3	-	.5-1
1	(Z)	2	1	9	7	2	2	6	14	-	1-5
-	-	-	-	-	-	1	1	(Z)	1	-	5-10
1	(Z)	1	(Z)	1	1	(Z)	(Z)	1	1	8	UK
3	1	5	2	19	13	10	13	12	29	-	35892
1	(Z)	1	1	4	3	2	2	1	1	-	0-.5
1	(Z)	1	(Z)	2	1	(Z)	1	-	-	-	.5-1
1	(Z)	3	1	12	7	1	1	3	8	-	1-5
-	-	-	-	2	2	-	-	1	1	-	5-10
(Z)	(Z)	-	-	(Z)	(Z)	7	9	8	18	-	10-20
-	-	-	-	-	-	-	-	-	-	-	UK
26	6	27	11	58	41	17	21	17	33	34	35899
8	2	4	2	14	10	4	5	4	9	-	0-.5
(Z)	(Z)	1	(Z)	6	4	1	1	2	4	-	.5-1
7	2	6	2	7	5	4	5	3	6	-	1-5
4	1	5	2	7	6	2	2	1	2	-	5-10
4	1	(Z)	(Z)	7	5	3	4	(Z)	1	-	10-20
-	-	4	2	5	3	-	-	5	8	-	20-30
1	(Z)	4	2	9	5	3	3	1	2	-	30-60
-	-	2	1	-	-	-	-	-	-	-	60-90
-	-	-	-	1	1	-	-	-	-	-	90+
1	(Z)	(Z)	(Z)	3	2	(Z)	(Z)	(Z)	1	34	UK
101	26	114	43	150	103	27	30	20	43	11	359
14	4	12	4	15	10	5	6	3	7	(Z)	0-.5
7	2	8	3	11	8	1	1	2	3	-	.5-1
14	3	18	7	24	17	5	6	8	19	-	1-5
22	6	10	4	16	11	-	-	1	2	-	5-10
10	3	20	8	22	16	2	2	-	-	-	10-20
8	2	6	2	4	3	-	-	(Z)	(Z)	-	20-30
17	4	31	11	37	24	13	13	4	7	-	30-60
-	-	4	2	3	3	-	-	-	-	-	60-90
5	1	-	-	7	4	-	-	(Z)	1	-	90+
5	1	6	2	10	8	1	2	2	4	11	UK
26	7	52	19	23	14	3	3	2	4	2	3592
2	(Z)	4	1	3	2	1	1	(Z)	(Z)	-	0-.5

BUREAU OF THE CENSUS

TABLE 3. SHIPMENTS BY MANUFACTURING ESTABLISHMENTS--COMMODITIES AND WEIGHT OF SHIPMENT BY DISTANCE SHIPPED: 1977--CON.

TCC CODE	COMMODITY AND WEIGHT OF SHIPMENT	ALL SHIPMENTS				TONS (THOUSANDS) AND TON-MILES (MILLIONS) BY DISTANCE OF SHIPMENT			
		TONS (THOUSANDS) (A)	TON-MILES (MILLIONS) (B)	STANDARD ERROR (PERCENT) FOR COLUMNS--		UNDER 100 MILES		100 TO 199 MILES	
				(A)	(B)	TONS	TON-MILES	TONS	TON-MILES
3592	CARBURETORS, PISTONS, RINGS, VALVES.								
	500 TO 999 POUNDS . . . . .	10	5	17	26	2	(Z)	1	(Z)
	1,000 TO 4,999 POUNDS . . . . .	33	13	30	16	6	(Z)	5	1
	5,000 TO 9,999 POUNDS . . . . .	24	7	21	19	1	(Z)	5	1
	10,000 TO 19,999 POUNDS . . . . .	30	8	22	22	3	(Z)	10	1
	20,000 TO 29,999 POUNDS . . . . .	24	4	23	18	7	(Z)	11	2
	30,000 TO 59,999 POUNDS . . . . .	36	11	33	37	4	(Z)	8	1
	60,000 TO 89,999 POUNDS . . . . .	2	1	69	92	1	(Z)	-	-
	SHIPMENT WEIGHT UNKNOWN . . . . .	13	2	16	44	8	(Z)	(Z)	(Z)
35921	CARBURETORS, PISTONS, AND PISTON RINGS . . . . .	157	51	14	11	29	1	24	3
	UNDER 500 POUNDS . . . . .	16	5	19	13	5	(Z)	2	(Z)
	500 TO 999 POUNDS . . . . .	9	5	18	27	2	(Z)	1	(Z)
	1,000 TO 4,999 POUNDS . . . . .	30	12	32	17	6	(Z)	4	1
	5,000 TO 9,999 POUNDS . . . . .	22	7	23	21	1	(Z)	4	1
	10,000 TO 19,999 POUNDS . . . . .	26	7	23	23	2	(Z)	9	1
	20,000 TO 29,999 POUNDS . . . . .	15	3	35	25	5	(Z)	5	1
	30,000 TO 59,999 POUNDS . . . . .	25	10	47	45	1	(Z)	1	(Z)
	60,000 TO 89,999 POUNDS . . . . .	1	(Z)	100	100	-	-	-	-
	SHIPMENT WEIGHT UNKNOWN . . . . .	12	2	16	44	8	(Z)	(Z)	(Z)
3599	MISCELLANEOUS MACHINERY AND PARTS . . . . .	1 650	226	25	19	1 211	31	163	25
	UNDER 500 POUNDS . . . . .	114	32	25	40	66	1	5	1
	500 TO 999 POUNDS . . . . .	94	11	43	31	76	2	2	(Z)
	1,000 TO 4,999 POUNDS . . . . .	298	38	27	42	253	6	14	2
	5,000 TO 9,999 POUNDS . . . . .	165	18	34	36	131	3	7	1
	10,000 TO 19,999 POUNDS . . . . .	115	9	64	39	71	4	10	2
	20,000 TO 29,999 POUNDS . . . . .	64	9	59	65	38	1	15	3
	30,000 TO 59,999 POUNDS . . . . .	157	50	27	29	41	1	48	9
	60,000 TO 89,999 POUNDS . . . . .	40	4	89	62	35	(Z)	-	-
	90,000 POUNDS AND OVER . . . . .	22	6	83	85	9	(Z)	(Z)	(Z)
	SHIPMENT WEIGHT UNKNOWN . . . . .	581	32	41	33	491	10	61	8
35993	FLEXIBLE METAL HOSE AND TUBING . . . . .	12	6	18	20	1	(Z)	1	(Z)
	UNDER 500 POUNDS . . . . .	5	3	15	17	(Z)	(Z)	1	(Z)
	500 TO 999 POUNDS . . . . .	3	1	37	46	(Z)	(Z)	-	-
	1,000 TO 4,999 POUNDS . . . . .	4	2	51	54	-	-	-	-
	SHIPMENT WEIGHT UNKNOWN . . . . .	(Z)	(Z)	57	77	(Z)	(Z)	(Z)	(Z)
35999	MACHINERY AND PARTS, NEC . . . . .	1 639	220	25	20	1 211	31	162	25
	UNDER 500 POUNDS . . . . .	109	29	26	42	66	1	4	1
	500 TO 999 POUNDS . . . . .	91	10	44	34	75	2	2	(Z)
	1,000 TO 4,999 POUNDS . . . . .	294	36	27	44	253	6	14	2
	5,000 TO 9,999 POUNDS . . . . .	165	18	34	36	131	3	7	1
	10,000 TO 19,999 POUNDS . . . . .	115	27	64	39	71	4	10	2
	20,000 TO 29,999 POUNDS . . . . .	64	9	59	65	38	1	15	3
	30,000 TO 59,999 POUNDS . . . . .	157	50	27	29	41	1	48	9
	60,000 TO 89,999 POUNDS . . . . .	40	4	89	62	35	(Z)	-	-
	90,000 POUNDS AND OVER . . . . .	22	6	83	85	9	(Z)	(Z)	(Z)
	SHIPMENT WEIGHT UNKNOWN . . . . .	581	32	41	33	491	10	61	8
36	ELECTRICAL MACHINERY, EQUIPMENT, AND SUPPLIES . . . . .	16 273	8 605	4	3	3 440	108	1 610	238
	UNDER 500 POUNDS . . . . .	987	653	4	5	169	6	104	16
	500 TO 999 POUNDS . . . . .	545	345	6	8	85	3	63	9
	1,000 TO 4,999 POUNDS . . . . .	2 016	1 110	5	5	389	15	256	38
	5,000 TO 9,999 POUNDS . . . . .	1 377	687	5	5	312	12	148	21
	10,000 TO 19,999 POUNDS . . . . .	2 234	1 187	4	6	457	15	171	25
	20,000 TO 29,999 POUNDS . . . . .	1 462	815	8	5	224	8	109	17
	30,000 TO 59,999 POUNDS . . . . .	2 328	1 281	8	7	381	13	266	42
	60,000 TO 89,999 POUNDS . . . . .	203	100	24	27	22	1	25	3
	90,000 POUNDS AND OVER . . . . .	844	433	32	29	433	2	83	12
	SHIPMENT WEIGHT UNKNOWN . . . . .	4 277	1 995	8	5	1 325	33	387	56
361	ELECTRICAL TRANSMISSION EQUIPMENT . . . . .	1 488	898	11	8	206	11	156	22
	UNDER 500 POUNDS . . . . .	116	83	11	12	18	1	9	1
	500 TO 999 POUNDS . . . . .	54	41	11	17	5	(Z)	4	1
	1,000 TO 4,999 POUNDS . . . . .	184	111	16	17	19	1	15	2
	5,000 TO 9,999 POUNDS . . . . .	115	61	19	16	28	2	10	1
	10,000 TO 19,999 POUNDS . . . . .	156	88	15	16	19	(Z)	17	3
	20,000 TO 29,999 POUNDS . . . . .	98	72	22	26	11	(Z)	7	1
	30,000 TO 59,999 POUNDS . . . . .	244	166	28	19	2	(Z)	3	(Z)
	60,000 TO 89,999 POUNDS . . . . .	21	24	62	75	1	(Z)	(Z)	(Z)
	90,000 POUNDS AND OVER . . . . .	28	34	24	42	-	-	-	-
	SHIPMENT WEIGHT UNKNOWN . . . . .	472	218	21	24	103	6	91	12
3611	ELECTRICAL MEASURING INSTRUMENTS . . . . .	96	74	18	20	9	(Z)	6	1
	UNDER 500 POUNDS . . . . .	27	23	27	25	5	(Z)	2	(Z)
	500 TO 999 POUNDS . . . . .	7	9	30	51	1	(Z)	(Z)	(Z)
	1,000 TO 4,999 POUNDS . . . . .	17	11	28	25	3	(Z)	2	(Z)
	5,000 TO 9,999 POUNDS . . . . .	4	1	48	52	1	(Z)	1	(Z)
	10,000 TO 19,999 POUNDS . . . . .	1	(Z)	69	87	-	-	1	(Z)
	20,000 TO 29,999 POUNDS . . . . .	1	1	100	100	-	-	-	-
	SHIPMENT WEIGHT UNKNOWN . . . . .	39	29	43	41	(Z)	(Z)	(Z)	(Z)
36111	ELECTRICAL METERS AND PARTS: WATT-HOUR, OEMANO, ETC. . . . .	21	20	32	28	1	(Z)	1	(Z)
	UNDER 500 POUNDS . . . . .	2	2	31	21	(Z)	(Z)	(Z)	(Z)
	500 TO 999 POUNDS . . . . .	1	1	49	38	-	-	-	-
	1,000 TO 4,999 POUNDS . . . . .	5	4	40	41	(Z)	(Z)	-	-
	5,000 TO 9,999 POUNDS . . . . .	1	(Z)	77	94	1	(Z)	(Z)	(Z)
	SHIPMENT WEIGHT UNKNOWN . . . . .	11	11	57	51	(Z)	(Z)	(Z)	(Z)
36112	TEST EQUIPMENT FOR TESTING ELECTRICAL CIRCUITS . . . . .	63	48	25	30	6	(Z)	4	(Z)
	UNDER 500 POUNDS . . . . .	19	17	38	34	4	(Z)	1	(Z)
	500 TO 999 POUNDS . . . . .	5	6	44	63	(Z)	(Z)	(Z)	(Z)
	1,000 TO 4,999 POUNDS . . . . .	8	6	39	41	1	(Z)	1	(Z)
	5,000 TO 9,999 POUNDS . . . . .	2	1	64	64	(Z)	(Z)	1	(Z)
	10,000 TO 19,999 POUNDS . . . . .	1	(Z)	69	87	-	-	1	(Z)



TONS (THOUSANDS) AND TON-MILES (MILLIONS) BY DISTANCE OF SHIPMENT--CON.

200 TO 299 MILES		300 TO 499 MILES		500 TO 999 MILES		1,000 TO 1,499 MILES		1,500 MILES AND OVER		MILEAGE UNKNOWN	TCC CODE AND WT.
TONS	TON-MILES	TONS	TON-MILES	TONS	TON-MILES	TONS	TON-MILES	TONS	TON-MILES	TONS	
1	(Z)	2	1	3	2	(Z)	(Z)	1	1	-	3592
5	1	8	3	7	4	1	1	1	2	-	.5-1
10	3	5	2	4	2	-	-	-	-	-	1-5
4	1	10	4	2	1	-	-	-	-	-	5-10
1	(Z)	3	1	1	1	-	-	-	-	-	10-20
2	-	18	6	3	1	2	2	-	-	-	20-30
1	(Z)	1	(Z)	-	-	-	-	-	-	-	30-60
23	6	50	19	22	14	3	3	2	4	2	60-90
2	(Z)	4	1	3	2	1	1	(Z)	(Z)	2	UK
1	(Z)	2	1	3	2	(Z)	(Z)	1	1	-	35921
5	1	8	3	6	4	1	1	1	2	-	0-.5
9	3	5	2	2	2	-	-	-	-	-	.5-1
4	1	10	4	2	1	-	-	-	-	-	1-5
1	(Z)	3	1	1	1	-	-	-	-	-	5-10
1	(Z)	18	6	3	1	2	2	-	-	-	10-20
1	-	1	(Z)	-	-	-	-	-	-	-	20-30
1	(Z)	1	(Z)	1	(Z)	(Z)	(Z)	(Z)	1	2	30-60
70	18	47	18	125	85	7	9	19	40	9	60-90
13	3	8	3	14	10	4	5	4	10	(Z)	UK
4	1	3	1	8	5	(Z)	1	(Z)	(Z)	-	3599
6	2	5	2	12	9	(Z)	(Z)	7	17	-	0-.5
11	3	1	1	13	9	-	-	1	2	-	.5-1
4	1	9	4	20	14	2	2	-	-	-	1-5
16	2	13	(Z)	35	23	-	-	4	7	-	5-10
5	1	2	1	3	3	-	-	-	-	-	10-20
4	1	4	2	9	6	1	1	1	3	9	20-30
1	(Z)	2	1	7	4	(Z)	(Z)	(Z)	(Z)	-	30-60
(Z)	(Z)	(Z)	(Z)	2	2	(Z)	(Z)	(Z)	(Z)	-	60-90
(Z)	(Z)	-	-	2	1	-	-	-	-	-	UK
(Z)	(Z)	2	1	2	1	-	-	-	-	-	35993
-	-	-	-	(Z)	(Z)	-	-	-	-	-	0-.5
69	18	45	17	118	81	7	9	18	39	9	.5-1
13	3	7	3	12	8	3	4	4	9	(Z)	1-5
4	1	3	1	6	4	(Z)	1	(Z)	(Z)	-	5-10
6	2	3	1	10	7	(Z)	(Z)	7	17	-	10-20
11	3	1	1	13	9	-	-	1	2	-	20-30
4	1	9	4	20	14	2	2	-	-	-	30-60
7	2	1	(Z)	3	2	-	-	(Z)	(Z)	-	60-90
16	4	13	5	35	23	-	-	4	7	-	UK
5	1	2	1	3	3	-	-	-	-	-	35999
4	1	4	2	9	6	1	1	1	3	9	0-.5
1 694	415	2 994	1 184	3 895	2 671	1 114	1 340	1 349	2 649	178	.5-1
89	22	145	57	263	189	96	116	120	246	(Z)	1-5
58	14	97	38	136	98	43	53	62	128	(Z)	5-10
218	54	366	143	459	323	148	179	180	357	1	10-20
169	42	283	113	284	198	82	99	99	203	-	20-30
275	69	442	173	578	402	142	169	169	335	1	30-60
181	44	293	116	430	296	136	167	90	168	-	60-90
284	66	476	188	558	381	132	155	230	437	2	UK
17	4	67	23	45	29	20	26	6	13	-	3611
72	17	224	95	287	153	61	73	42	80	-	0-.5
332	83	600	239	853	604	255	302	351	679	174	.5-1
155	37	295	114	401	293	131	153	136	267	8	1-5
10	2	17	7	34	24	14	17	15	30	(Z)	5-10
6	1	9	4	17	12	5	6	9	17	-	10-20
23	6	42	16	54	39	16	19	15	29	(Z)	20-30
8	2	21	9	39	28	3	4	7	15	-	30-60
9	2	39	15	56	41	7	8	10	19	-	60-90
11	3	10	4	29	20	20	24	10	21	-	UK
47	10	64	23	67	52	31	33	27	47	2	3611
(Z)	(Z)	2	1	4	3	13	18	1	2	-	0-.5
2	(Z)	7	3	4	3	4	5	11	23	-	.5-1
40	10	85	35	99	70	17	20	31	65	6	1-5
6	1	7	3	47	34	6	7	14	29	2	5-10
2	(Z)	3	1	6	4	3	4	6	12	(Z)	10-20
(Z)	(Z)	1	(Z)	2	2	(Z)	(Z)	3	6	-	20-30
1	(Z)	3	1	5	3	1	1	3	5	-	UK
(Z)	(Z)	-	-	1	1	-	-	-	-	-	3611
-	-	-	-	(Z)	(Z)	-	-	-	-	-	0-.5
2	(Z)	(Z)	(Z)	1	1	-	-	-	-	-	.5-1
1	(Z)	3	1	1	1	-	-	-	-	-	1-5
(Z)	(Z)	-	-	(Z)	(Z)	-	-	-	-	-	5-10
-	-	-	-	1	1	-	-	-	-	-	10-20
2	(Z)	(Z)	(Z)	31	22	1	1	3	5	2	20-30
1	(Z)	3	1	10	8	1	1	4	9	-	UK
(Z)	(Z)	1	(Z)	1	1	(Z)	(Z)	(Z)	1	-	3611
(Z)	(Z)	(Z)	(Z)	(Z)	(Z)	(Z)	(Z)	(Z)	1	-	0-.5
(Z)	(Z)	2	1	2	1	-	-	1	2	-	.5-1
(Z)	(Z)	-	-	(Z)	(Z)	-	-	-	-	-	1-5
1	(Z)	(Z)	(Z)	7	6	1	1	2	4	-	5-10
4	1	3	1	34	24	4	5	8	16	1	10-20
1	(Z)	2	1	4	3	3	3	4	10	(Z)	UK
(Z)	(Z)	(Z)	(Z)	2	1	(Z)	(Z)	2	4	-	3611
1	(Z)	1	(Z)	2	2	1	1	1	2	-	0-.5
(Z)	(Z)	-	-	1	1	-	-	-	-	-	.5-1
-	-	-	-	(Z)	(Z)	-	-	-	-	-	1-5
-	-	-	-	1	1	-	-	-	-	-	5-10
-	-	-	-	(Z)	(Z)	-	-	-	-	-	10-20

BUREAU OF THE CENSUS

TABLE 3. SHIPMENTS BY MANUFACTURING ESTABLISHMENTS--COMMODITIES AND WEIGHT OF SHIPMENT BY DISTANCE SHIPPED: 1977--CON.

TCC CODE	COMMODITY AND WEIGHT OF SHIPMENT	ALL SHIPMENTS				TONS (THOUSANDS) AND TON-MILES (MILLIONS) BY DISTANCE OF SHIPMENT			
		TONS (THOU- SANDS) (A)	TON-MILES (MIL- LIONS) (B)	STANDARD ERROR (PERCENT) FOR COLUMNS--		UNDER 100 MILES		100 TO 199 MILES	
				(A)	(B)	TONS	TON- MILES	TONS	TON- MILES
36112	TEST EQUIPMENT FOR TESTING ELECTRICAL CIRCUITS . . . . .								
	20,000 TO 29,999 POUNDS . . . . .	1	1	100	100	-	-	-	-
	SHIPMENT WEIGHT UNKNOWN . . . . .	26	17	55	62	(Z)	(Z)	(Z)	(Z)
36113	INDICATING, RECORDING, AND MEASURING INSTRUMENTS . . . . .	12	7	23	22	2	(Z)	1	(Z)
	UNDER 500 POUNDS . . . . .	5	4	27	27	1	(Z)	1	(Z)
	500 TO 999 POUNDS . . . . .	1	1	35	45	(Z)	(Z)	(Z)	(Z)
	1,000 TO 4,999 POUNDS . . . . .	4	2	37	45	1	(Z)	1	(Z)
	SHIPMENT WEIGHT UNKNOWN . . . . .	2	1	15	85	(Z)	(Z)	(Z)	(Z)
3612	POWER AND DISTRIBUTION TRANSFORMERS . . . . .	948	568	15	12	82	5	133	18
	UNDER 500 POUNDS . . . . .	24	14	24	25	4	(Z)	1	(Z)
	500 TO 999 POUNDS . . . . .	21	16	28	35	2	(Z)	1	(Z)
	1,000 TO 4,999 POUNDS . . . . .	90	51	29	26	9	(Z)	6	1
	5,000 TO 9,999 POUNDS . . . . .	76	40	28	22	22	2	5	1
	10,000 TO 19,999 POUNDS . . . . .	101	62	19	21	3	(Z)	9	1
	20,000 TO 29,999 POUNDS . . . . .	65	43	31	38	9	(Z)	5	1
	30,000 TO 59,999 POUNDS . . . . .	171	133	19	18	-	-	3	(Z)
	60,000 TO 89,999 POUNDS . . . . .	18	22	77	83	-	-	(Z)	(Z)
	90,000 POUNDS AND OVER . . . . .	19	18	23	33	-	-	-	-
	SHIPMENT WEIGHT UNKNOWN . . . . .	362	169	31	34	34	2	102	14
36121	TRANSFORMERS, FLUORESCENT BALLASTS, AND PARTS . . . . .	576	307	18	14	56	4	110	15
	UNDER 500 POUNDS . . . . .	17	10	33	35	2	(Z)	1	(Z)
	500 TO 999 POUNDS . . . . .	15	11	40	47	1	(Z)	1	(Z)
	1,000 TO 4,999 POUNDS . . . . .	57	28	30	25	7	(Z)	5	1
	5,000 TO 9,999 POUNDS . . . . .	41	15	49	47	21	2	2	(Z)
	10,000 TO 19,999 POUNDS . . . . .	31	16	23	28	(Z)	(Z)	4	1
	20,000 TO 29,999 POUNDS . . . . .	24	24	41	49	-	-	3	(Z)
	30,000 TO 59,999 POUNDS . . . . .	118	98	29	30	-	-	1	(Z)
	60,000 TO 89,999 POUNDS . . . . .	(Z)	1	100	100	-	-	-	-
	SHIPMENT WEIGHT UNKNOWN . . . . .	273	104	36	28	25	1	94	13
36129	POWER AND DISTRIBUTION TRANSFORMERS, NEC . . . . .	346	249	22	22	23	1	19	3
	UNDER 500 POUNDS . . . . .	6	4	28	21	2	(Z)	(Z)	(Z)
	500 TO 999 POUNDS . . . . .	6	5	18	17	(Z)	(Z)	(Z)	(Z)
	1,000 TO 4,999 POUNDS . . . . .	30	21	41	37	2	(Z)	2	(Z)
	5,000 TO 9,999 POUNDS . . . . .	24	34	35	28	2	(Z)	3	(Z)
	10,000 TO 19,999 POUNDS . . . . .	67	45	24	25	2	(Z)	4	1
	20,000 TO 29,999 POUNDS . . . . .	37	17	46	60	8	(Z)	2	(Z)
	30,000 TO 59,999 POUNDS . . . . .	43	30	31	30	-	-	1	(Z)
	60,000 TO 89,999 POUNDS . . . . .	17	21	79	86	-	-	(Z)	(Z)
	90,000 POUNDS AND OVER . . . . .	19	18	23	33	-	-	-	-
	SHIPMENT WEIGHT UNKNOWN . . . . .	86	64	53	60	7	(Z)	7	1
3613	SWITCHGEAR AND SWITCHBOARD APPARATUS . . . . .	482	245	14	13	127	6	28	5
	UNDER 500 POUNDS . . . . .	64	45	20	21	9	(Z)	6	1
	500 TO 999 POUNDS . . . . .	25	15	21	17	3	(Z)	2	(Z)
	1,000 TO 4,999 POUNDS . . . . .	74	46	23	28	8	(Z)	6	1
	5,000 TO 9,999 POUNDS . . . . .	33	18	24	22	3	(Z)	3	1
	10,000 TO 19,999 POUNDS . . . . .	50	21	30	25	18	(Z)	7	1
	20,000 TO 29,999 POUNDS . . . . .	28	24	27	38	2	(Z)	2	(Z)
	30,000 TO 59,999 POUNDS . . . . .	66	25	66	45	2	(Z)	-	-
	60,000 TO 89,999 POUNDS . . . . .	3	2	28	40	1	(Z)	-	-
	90,000 POUNDS AND OVER . . . . .	5	7	50	74	-	-	-	-
	SHIPMENT WEIGHT UNKNOWN . . . . .	135	41	24	32	83	5	2	(Z)
36131	SWITCHGEAR AND SWITCHBOARD APPARATUS . . . . .	351	170	18	17	108	5	16	3
	UNDER 500 POUNDS . . . . .	32	21	30	32	6	(Z)	2	(Z)
	500 TO 999 POUNDS . . . . .	15	10	27	25	2	(Z)	1	(Z)
	1,000 TO 4,999 POUNDS . . . . .	49	34	31	36	5	(Z)	3	(Z)
	5,000 TO 9,999 POUNDS . . . . .	26	15	22	23	3	(Z)	3	1
	10,000 TO 19,999 POUNDS . . . . .	39	16	39	34	18	(Z)	4	1
	20,000 TO 29,999 POUNDS . . . . .	22	18	35	46	(Z)	(Z)	(Z)	(Z)
	30,000 TO 59,999 POUNDS . . . . .	18	78	58	1	(Z)	(Z)	-	-
	60,000 TO 89,999 POUNDS . . . . .	(Z)	(Z)	100	100	(Z)	(Z)	-	-
	90,000 POUNDS AND OVER . . . . .	2	4	100	100	-	-	-	-
	SHIPMENT WEIGHT UNKNOWN . . . . .	110	32	21	39	73	5	2	(Z)
36132	CIRCUIT BREAKERS, FUSES, AND FUSE EQUIPMENT . . . . .	131	75	27	26	20	1	12	2
	UNDER 500 POUNDS . . . . .	32	24	19	21	3	(Z)	3	(Z)
	500 TO 999 POUNDS . . . . .	9	5	24	26	1	(Z)	1	(Z)
	1,000 TO 4,999 POUNDS . . . . .	25	12	28	28	3	(Z)	3	1
	5,000 TO 9,999 POUNDS . . . . .	7	3	64	60	1	(Z)	(Z)	(Z)
	10,000 TO 19,999 POUNDS . . . . .	11	5	61	46	-	-	3	1
	20,000 TO 29,999 POUNDS . . . . .	6	6	56	82	2	(Z)	1	(Z)
	30,000 TO 59,999 POUNDS . . . . .	9	7	79	78	(Z)	(Z)	-	-
	60,000 TO 89,999 POUNDS . . . . .	3	2	31	40	(Z)	(Z)	-	-
	90,000 POUNDS AND OVER . . . . .	3	3	37	40	-	-	-	-
	SHIPMENT WEIGHT UNKNOWN . . . . .	25	9	63	67	10	(Z)	(Z)	(Z)
362	ELECTRICAL INDUSTRIAL APPARATUS . . . . .	2 977	1 529	11	12	366	14	376	55
	UNDER 500 POUNDS . . . . .	131	86	9	12	23	1	12	2
	500 TO 999 POUNDS . . . . .	80	45	12	12	14	1	8	1
	1,000 TO 4,999 POUNDS . . . . .	301	179	12	12	45	1	41	6
	5,000 TO 9,999 POUNDS . . . . .	206	122	16	14	23	1	12	2
	10,000 TO 19,999 POUNDS . . . . .	172	83	13	17	30	1	9	1
	20,000 TO 29,999 POUNDS . . . . .	145	60	17	22	1	(Z)	11	2
	30,000 TO 59,999 POUNDS . . . . .	708	334	12	14	135	5	116	18
	60,000 TO 89,999 POUNDS . . . . .	136	56	39	40	14	1	18	3
	90,000 POUNDS AND OVER . . . . .	547	297	40	36	5	(Z)	78	11
	SHIPMENT WEIGHT UNKNOWN . . . . .	551	267	14	11	53	2	71	10
3621	MOTORS AND GENERATORS . . . . .	1 407	789	13	20	224	9	110	15
	UNDER 500 POUNDS . . . . .	40	24	14	16	7	(Z)	4	1
	500 TO 999 POUNDS . . . . .	39	21	18	18	9	(Z)	5	1
	1,000 TO 4,999 POUNDS . . . . .	152	99	17	19	21	1	21	3

TONS (THOUSANDS) AND TON-MILES (MILLIONS) BY DISTANCE OF SHIPMENT--CON.

200 TO 299 MILES		300 TO 499 MILES		500 TO 999 MILES		1,000 TO 1,499 MILES		1,500 MILES AND OVER		MILEAGE UNKNOWN	TCC CODE AND WT.
TONS	TON-MILES	TONS	TON-MILES	TONS	TON-MILES	TONS	TON-MILES	TONS	TON-MILES	TONS	
-	-	-	-	1	1	-	-	-	-	-	36112
1	(Z)	(Z)	(Z)	24	16	(Z)	(Z)	(Z)	(Z)	1	20-30 UK
1	(Z)	1	1	2	2	(Z)	(Z)	2	4	1	36113
(Z)	(Z)	1	(Z)	1	1	(Z)	(Z)	1	2	-	0-.5
(Z)	(Z)	(Z)	(Z)	(Z)	(Z)	-	-	(Z)	(Z)	-	.5-1
1	(Z)	(Z)	(Z)	1	1	-	-	(Z)	1	-	1-5
(Z)	(Z)	(Z)	(Z)	(Z)	(Z)	(Z)	(Z)	(Z)	1	1	UK
78	20	244	94	245	178	84	98	81	156	1	3612
2	1	5	2	7	5	2	3	2	3	-	0-.5
1	(Z)	3	1	8	5	3	3	6	6	-	.5-1
12	3	20	8	30	21	7	8	5	10	(Z)	1-5
4	1	12	5	26	19	1	1	5	11	-	5-10
8	2	32	12	45	30	3	4	7	13	-	10-20
8	2	7	3	15	10	18	21	3	7	-	20-30
3	1	56	20	59	46	28	29	22	37	1	30-60
-	-	(Z)	(Z)	4	3	13	18	1	1	-	60-90
37	(Z)	6	2	3	2	3	4	5	10	-	90+
37	9	103	41	52	36	7	8	28	58	(Z)	UK
41	10	156	60	122	89	50	55	40	73	(Z)	36121
2	1	3	1	5	4	2	2	1	2	-	0-.5
1	(Z)	2	1	6	4	2	2	2	4	-	.5-1
9	2	15	6	16	11	4	5	2	3	(Z)	1-5
1	(Z)	1	(Z)	15	12	-	-	(Z)	(Z)	-	5-10
2	(Z)	14	6	8	6	-	-	2	4	-	10-20
3	1	(Z)	(Z)	(Z)	(Z)	15	18	3	5	-	20-30
-	-	35	12	43	34	22	23	18	29	-	30-60
-	-	-	-	-	-	-	-	(Z)	1	-	60-90
23	6	85	34	30	20	5	5	12	25	(Z)	UK
33	8	81	32	117	84	32	40	40	81	-	36129
(Z)	(Z)	2	1	2	2	(Z)	(Z)	(Z)	1	-	0-.5
(Z)	(Z)	1	(Z)	2	1	1	1	1	2	-	.5-1
3	1	4	2	14	10	2	3	3	6	-	1-5
3	1	10	4	10	7	1	1	5	10	-	5-10
4	1	17	6	32	24	3	3	5	9	-	10-20
5	1	6	2	14	9	2	3	1	2	-	20-30
2	1	18	7	14	10	13	18	4	8	-	30-60
-	-	(Z)	(Z)	4	3	13	18	(Z)	1	-	60-90
2	(Z)	6	2	3	2	3	4	5	10	-	90+
14	3	18	7	23	17	2	3	16	33	-	UK
84	19	62	25	106	77	34	41	36	72	5	3613
5	1	9	4	20	15	8	10	7	15	-	0-.5
4	1	5	2	7	5	2	5	3	5	-	.5-1
9	2	18	7	19	14	8	9	7	12	-	1-5
3	1	9	4	11	8	2	2	1	2	-	5-10
1	(Z)	6	2	13	9	3	3	2	4	-	10-20
3	1	3	1	11	8	1	1	7	13	-	20-30
49	11	4	2	5	4	1	1	4	7	-	30-60
(Z)	(Z)	1	(Z)	(Z)	(Z)	(Z)	(Z)	(Z)	1	-	60-90
-	-	2	1	1	1	(Z)	(Z)	2	5	-	90+
9	2	6	2	19	13	9	10	4	8	5	UK
63	14	31	13	80	58	25	30	24	47	4	36131
3	1	4	2	9	7	5	6	3	5	-	0-.5
2	1	2	1	4	3	1	1	2	4	-	.5-1
5	1	9	4	16	12	6	8	5	9	-	1-5
(Z)	(Z)	6	3	11	8	2	2	1	2	-	5-10
(Z)	(Z)	3	1	10	7	3	3	2	4	-	10-20
3	1	2	1	11	8	1	1	4	8	-	20-30
47	10	1	(Z)	4	3	1	1	2	4	-	30-60
-	-	-	-	-	-	-	-	-	-	-	60-90
-	-	-	-	-	-	-	-	2	4	-	90+
2	1	4	2	15	10	7	8	3	6	4	UK
21	5	31	12	26	19	9	11	12	25	(Z)	36132
3	1	4	2	11	8	3	4	4	9	-	0-.5
2	(Z)	2	1	2	2	1	1	1	3	-	.5-1
4	1	9	3	3	3	1	1	1	3	-	1-5
3	1	3	1	(Z)	(Z)	(Z)	(Z)	(Z)	(Z)	-	5-10
1	(Z)	3	1	3	2	(Z)	(Z)	(Z)	(Z)	-	10-20
-	-	1	(Z)	(Z)	(Z)	(Z)	(Z)	2	5	-	20-30
2	1	4	1	1	1	(Z)	(Z)	1	3	-	30-60
(Z)	(Z)	1	(Z)	(Z)	(Z)	(Z)	(Z)	1	1	-	60-90
-	-	2	1	1	1	(Z)	(Z)	1	1	-	90+
6	1	1	(Z)	4	3	2	2	1	1	(Z)	UK
302	76	703	276	761	478	196	234	205	396	69	362
12	3	19	7	39	28	9	10	17	35	(Z)	0-.5
7	2	18	7	21	15	2	2	9	17	-	.5-1
32	8	51	20	78	53	22	27	33	64	(Z)	1-5
24	6	62	27	49	33	19	23	16	30	-	5-10
32	8	46	18	38	28	7	8	9	18	-	10-20
23	6	44	17	35	22	7	9	2	4	-	20-30
56	15	172	69	139	90	38	44	49	93	-	30-60
12	3	60	21	21	13	6	7	4	9	-	60-90
33	8	123	48	226	119	64	76	18	33	-	90+
67	17	108	41	115	77	22	26	47	93	68	UK
142	36	330	129	260	174	236	278	81	148	24	3621
3	1	8	3	9	7	2	3	5	9	-	0-.5
2	1	8	3	8	5	1	1	6	10	-	.5-1
13	3	26	10	34	23	20	23	18	35	-	1-5

BUREAU OF THE CENSUS



TABLE 3. SHIPMENTS BY MANUFACTURING ESTABLISHMENTS--COMMODITIES AND WEIGHT OF SHIPMENT BY DISTANCE SHIPPED: 1977--CON.

TCC CODE	COMMODITY AND WEIGHT OF SHIPMENT	ALL SHIPMENTS				TONS (THOUSANDS) AND TON-MILES (MILLIONS) BY DISTANCE OF SHIPMENT			
		TONS (THOUSANDS) (A)	TON-MILES (MILLIONS) (B)	STANDARD ERROR (PERCENT) FOR COLUMNS--		UNDER 100 MILES		100 TO 199 MILES	
				(A)	(B)	TONS	TON-MILES	TONS	TON-MILES
3621	MOTORS AND GENERATORS . . . . .								
	5,000 TO 9,999 POUNDS . . . . .	132	85	24	23	11	(Z)	5	1
	10,000 TO 19,999 POUNDS . . . . .	121	68	19	25	23	1	4	1
	20,000 TO 29,999 POUNDS . . . . .	77	32	15	24	14	(Z)	8	1
	30,000 TO 59,999 POUNDS . . . . .	387	167	19	22	101	4	28	4
	60,000 TO 89,999 POUNDS . . . . .	39	22	27	38	2	(Z)	(Z)	(Z)
	90,000 POUNDS AND OVER . . . . .	178	174	59	83	-	-	-	-
	SHIPMENT WEIGHT UNKNOWN . . . . .	242	97	26	28	35	2	33	4
36211	MOTORS . . . . .	813	405	14	14	129	5	77	10
	UNDER 500 POUNDS . . . . .	26	16	19	20	3	(Z)	3	(Z)
	500 TO 999 POUNDS . . . . .	23	15	21	20	2	(Z)	4	(Z)
	1,000 TO 4,999 POUNDS . . . . .	104	69	20	20	10	(Z)	17	2
	5,000 TO 9,999 POUNDS . . . . .	64	42	18	24	8	(Z)	4	1
	10,000 TO 19,999 POUNDS . . . . .	78	39	27	23	18	1	2	(Z)
	20,000 TO 29,999 POUNDS . . . . .	55	20	21	29	11	(Z)	5	1
	30,000 TO 59,999 POUNDS . . . . .	250	109	24	32	54	1	10	2
	60,000 TO 89,999 POUNDS . . . . .	21	13	33	55	-	-	-	-
	90,000 POUNDS AND OVER . . . . .	35	11	27	27	-	-	-	-
	SHIPMENT WEIGHT UNKNOWN . . . . .	157	72	31	33	22	1	32	4
36214	PRIME MOVER GENERATOR SETS . . . . .	110	53	27	28	8	(Z)	4	1
	UNDER 500 POUNDS . . . . .	3	2	39	51	(Z)	(Z)	(Z)	(Z)
	500 TO 999 POUNDS . . . . .	2	3	46	48	(Z)	(Z)	-	-
	1,000 TO 4,999 POUNDS . . . . .	13	10	32	29	2	(Z)	1	(Z)
	5,000 TO 9,999 POUNDS . . . . .	8	6	47	43	(Z)	(Z)	1	(Z)
	10,000 TO 19,999 POUNDS . . . . .	10	7	46	63	-	(Z)	(Z)	(Z)
	20,000 TO 29,999 POUNDS . . . . .	2	1	55	69	-	-	1	(Z)
	30,000 TO 59,999 POUNDS . . . . .	17	7	48	44	1	(Z)	2	(Z)
	SHIPMENT WEIGHT UNKNOWN . . . . .	55	18	45	63	2	(Z)	-	-
36215	MOTOR GENERATOR SETS, ELECTRIC . . . . .	125	53	29	36	23	1	4	1
	UNDER 500 POUNDS . . . . .	1	1	41	49	(Z)	(Z)	(Z)	(Z)
	500 TO 999 POUNDS . . . . .	(Z)	(Z)	49	75	(Z)	(Z)	(Z)	(Z)
	1,000 TO 4,999 POUNDS . . . . .	3	1	37	71	2	(Z)	(Z)	(Z)
	5,000 TO 9,999 POUNDS . . . . .	34	16	96	98	1	(Z)	(Z)	(Z)
	10,000 TO 19,999 POUNDS . . . . .	6	2	51	69	2	(Z)	(Z)	(Z)
	20,000 TO 29,999 POUNDS . . . . .	3	1	38	50	(Z)	(Z)	(Z)	(Z)
	30,000 TO 59,999 POUNDS . . . . .	44	23	27	63	16	1	3	(Z)
	60,000 TO 89,999 POUNDS . . . . .	16	5	34	32	2	(Z)	(Z)	(Z)
	90,000 POUNDS AND OVER . . . . .	6	2	87	80	-	-	-	-
	SHIPMENT WEIGHT UNKNOWN . . . . .	12	3	58	36	1	(Z)	(Z)	(Z)
36216	PARTS, SUPPLIES FOR MOTORS, GENERATORS, GENERATOR SETS . . . . .	125	38	38	24	52	2	23	3
	UNDER 500 POUNDS . . . . .	10	5	38	32	3	(Z)	1	(Z)
	500 TO 999 POUNDS . . . . .	8	2	55	62	5	(Z)	1	(Z)
	1,000 TO 4,999 POUNDS . . . . .	14	5	40	28	2	(Z)	2	(Z)
	5,000 TO 9,999 POUNDS . . . . .	7	3	41	54	1	(Z)	(Z)	(Z)
	10,000 TO 19,999 POUNDS . . . . .	7	2	42	32	1	(Z)	2	(Z)
	20,000 TO 29,999 POUNDS . . . . .	5	1	58	52	1	(Z)	3	(Z)
	30,000 TO 59,999 POUNDS . . . . .	59	12	62	48	30	1	14	2
	60,000 TO 89,999 POUNDS . . . . .	2	4	28	28	-	-	-	-
	90,000 POUNDS AND OVER . . . . .	1	2	81	79	-	-	-	-
	SHIPMENT WEIGHT UNKNOWN . . . . .	12	3	67	46	9	(Z)	(Z)	(Z)
36221	INDUSTRIAL CONTROLS AND PARTS * . . . . .	246	139	20	21	39	1	32	5
	UNDER 500 POUNDS . . . . .	49	35	18	25	10	(Z)	2	(Z)
	500 TO 999 POUNDS . . . . .	19	9	17	18	4	(Z)	2	(Z)
	1,000 TO 4,999 POUNDS . . . . .	54	28	18	27	12	(Z)	5	1
	5,000 TO 9,999 POUNDS . . . . .	23	11	60	46	3	(Z)	2	(Z)
	10,000 TO 19,999 POUNDS . . . . .	19	13	29	41	1	(Z)	1	(Z)
	20,000 TO 29,999 POUNDS . . . . .	12	5	56	58	-	-	(Z)	(Z)
	30,000 TO 59,999 POUNDS . . . . .	8	9	66	89	-	-	-	-
	SHIPMENT WEIGHT UNKNOWN . . . . .	62	27	40	33	8	(Z)	20	3
3623	WELDING APPARATUS . . . . .	507	240	18	14	41	2	74	11
	UNDER 500 POUNDS . . . . .	19	10	14	16	5	(Z)	2	(Z)
	500 TO 999 POUNDS . . . . .	10	5	16	21	2	(Z)	1	(Z)
	1,000 TO 4,999 POUNDS . . . . .	60	32	15	13	12	(Z)	8	1
	5,000 TO 9,999 POUNDS . . . . .	41	28	25	30	7	1	4	1
	10,000 TO 19,999 POUNDS . . . . .	22	8	38	42	1	(Z)	1	(Z)
	20,000 TO 29,999 POUNDS . . . . .	41	21	39	45	3	(Z)	1	(Z)
	30,000 TO 59,999 POUNDS . . . . .	146	75	32	24	6	(Z)	51	7
	60,000 TO 89,999 POUNDS . . . . .	44	12	72	82	3	(Z)	4	1
	90,000 POUNDS AND OVER . . . . .	71	36	88	78	-	-	-	-
	SHIPMENT WEIGHT UNKNOWN . . . . .	54	12	35	78	2	(Z)	2	(Z)
36231	ARC AND RESISTANCE WELDING MACHINES AND ACCESSORIES . . . . .	151	82	23	14	20	(Z)	32	4
	UNDER 500 POUNDS . . . . .	12	7	21	22	3	(Z)	1	(Z)
	500 TO 999 POUNDS . . . . .	6	3	26	35	2	(Z)	1	(Z)
	1,000 TO 4,999 POUNDS . . . . .	34	15	24	24	10	(Z)	3	(Z)
	5,000 TO 9,999 POUNDS . . . . .	21	16	34	47	2	(Z)	1	(Z)
	10,000 TO 19,999 POUNDS . . . . .	3	1	53	70	-	-	-	-
	20,000 TO 29,999 POUNDS . . . . .	9	6	32	33	(Z)	(Z)	-	-
	30,000 TO 59,999 POUNDS . . . . .	53	23	47	27	(Z)	(Z)	26	3
	60,000 TO 89,999 POUNDS . . . . .	1	(Z)	100	100	1	(Z)	-	-
	SHIPMENT WEIGHT UNKNOWN . . . . .	10	12	47	81	2	(Z)	(Z)	(Z)
36232	ARC WELDING ELECTRODES . . . . .	356	158	23	22	21	1	42	7
	UNDER 500 POUNDS . . . . .	7	4	18	23	2	(Z)	1	(Z)
	500 TO 999 POUNDS . . . . .	4	2	17	22	(Z)	(Z)	(Z)	(Z)
	1,000 TO 4,999 POUNDS . . . . .	26	17	15	16	2	(Z)	5	1
	5,000 TO 9,999 POUNDS . . . . .	20	12	35	36	5	(Z)	3	(Z)
	10,000 TO 19,999 POUNDS . . . . .	19	7	46	52	1	(Z)	1	(Z)
	20,000 TO 29,999 POUNDS . . . . .	32	15	49	58	2	(Z)	1	(Z)
	30,000 TO 59,999 POUNDS . . . . .	92	52	33	30	6	(Z)	25	4
	60,000 TO 89,999 POUNDS . . . . .	42	12	75	82	2	(Z)	4	1



TABLE 3. SHIPMENTS BY MANUFACTURING ESTABLISHMENTS--COMMODITIES AND WEIGHT OF SHIPMENT BY DISTANCE SHIPPED: 1977--CON.

TCC CODE	COMMODITY AND WEIGHT OF SHIPMENT	ALL SHIPMENTS				TONS (THOUSANDS) AND TON-MILES (MILLIONS) BY DISTANCE OF SHIPMENT			
		TONS (THOU- SANDS) (A)	TON-MILES (MIL- LIONS) (B)	STANDARD ERROR (PERCENT) FOR COLUMNS--		UNDER 100 MILES		100 TO 199 MILES	
				(A)	(B)	TONS	TON- MILES	TONS	TON- MILES
36232	ARC WELDING ELECTRODES . . . . .	71	36	88	78	-	-	-	-
	90,000 POUNDS AND OVER . . . . .	43	(Z)	49	71	(Z)	(Z)	2	(Z)
36241	CARBON AND GRAPHITE PRODUCTS, ELECTRICAL APPLICATION * . . . . .	709	347	35	33	34	1	145	22
	UNDER 500 POUNDS . . . . .	5	2	18	20	1	(Z)	1	(Z)
	500 TO 999 POUNDS . . . . .	3	2	21	29	(Z)	(Z)	(Z)	(Z)
	1,000 TO 4,999 POUNDS . . . . .	11	5	20	21	1	(Z)	2	(Z)
	5,000 TO 9,999 POUNDS . . . . .	8	3	45	59	2	(Z)	1	(Z)
	10,000 TO 19,999 POUNDS . . . . .	11	4	31	41	2	(Z)	2	(Z)
	20,000 TO 29,999 POUNDS . . . . .	10	3	41	52	4	(Z)	1	(Z)
	30,000 TO 59,999 POUNDS . . . . .	110	34	11	15	14	(Z)	34	6
	60,000 TO 89,999 POUNDS . . . . .	32	16	37	56	3	(Z)	9	1
	90,000 POUNDS AND OVER . . . . .	384	185	53	48	5	(Z)	83	12
	SHIPMENT WEIGHT UNKNOWN . . . . .	135	92	13	14	2	(Z)	11	2
3629	MISCELLANEOUS ELECTRICAL INDUSTRIAL APPARATUS . . . . .	103	69	15	14	8	(Z)	11	2
	UNDER 500 POUNDS . . . . .	23	15	22	31	3	(Z)	3	1
	500 TO 999 POUNDS . . . . .	11	7	31	30	1	(Z)	(Z)	(Z)
	1,000 TO 4,999 POUNDS . . . . .	28	19	28	26	1	(Z)	3	(Z)
	5,000 TO 9,999 POUNDS . . . . .	3	4	37	41	-	-	-	-
	10,000 TO 19,999 POUNDS . . . . .	5	1	75	70	-	-	-	-
	20,000 TO 29,999 POUNDS . . . . .	1	1	69	68	-	-	-	-
	30,000 TO 59,999 POUNDS . . . . .	31	21	28	24	3	(Z)	4	1
36291	CAPACITORS FOR INDUSTRIAL USE (EXCEPT ELECTRONIC) . . . . .	25	18	21	26	(Z)	(Z)	2	(Z)
	UNDER 500 POUNDS . . . . .	6	3	16	15	(Z)	(Z)	1	(Z)
	500 TO 999 POUNDS . . . . .	2	2	39	44	-	-	-	-
	1,000 TO 4,999 POUNDS . . . . .	10	8	35	33	-	-	1	(Z)
	5,000 TO 9,999 POUNDS . . . . .	1	1	69	85	-	-	-	-
	10,000 TO 19,999 POUNDS . . . . .	(Z)	(Z)	100	100	-	-	-	-
	SHIPMENT WEIGHT UNKNOWN . . . . .	6	5	72	95	-	-	(Z)	(Z)
36292	RECTIFYING APPARATUS AND PARTS . . . . .	31	22	33	33	3	(Z)	3	(Z)
	UNDER 500 POUNDS . . . . .	10	8	42	54	1	(Z)	1	(Z)
	500 TO 999 POUNDS . . . . .	5	4	61	61	(Z)	(Z)	-	-
	1,000 TO 4,999 POUNDS . . . . .	9	6	55	52	(Z)	(Z)	1	(Z)
	5,000 TO 9,999 POUNDS . . . . .	1	1	71	70	-	-	-	-
	10,000 TO 19,999 POUNDS . . . . .	1	(Z)	100	100	-	-	-	-
	20,000 TO 29,999 POUNDS . . . . .	1	1	100	100	-	-	-	-
	30,000 TO 59,999 POUNDS . . . . .	5	2	86	84	1	(Z)	1	(Z)
36299	ELECTRICAL INDUSTRIAL APPARATUS, NEC . . . . .	47	29	22	17	5	(Z)	5	1
	UNDER 500 POUNDS . . . . .	7	4	31	25	2	(Z)	1	(Z)
	500 TO 999 POUNDS . . . . .	4	2	50	44	(Z)	(Z)	(Z)	(Z)
	1,000 TO 4,999 POUNDS . . . . .	9	6	43	42	1	(Z)	1	(Z)
	5,000 TO 9,999 POUNDS . . . . .	2	2	54	66	-	-	-	-
	10,000 TO 19,999 POUNDS . . . . .	4	1	100	100	-	-	-	-
	20,000 TO 29,999 POUNDS . . . . .	(Z)	(Z)	69	69	-	-	-	-
	30,000 TO 59,999 POUNDS . . . . .	21	14	21	17	2	(Z)	3	1
363	HOUSEHOLD APPLIANCES . . . . .	4 136	2 075	9	5	1 303	30	262	38
	UNDER 500 POUNDS . . . . .	95	51	15	13	16	1	13	2
	500 TO 999 POUNDS . . . . .	60	32	12	15	6	(Z)	7	1
	1,000 TO 4,999 POUNDS . . . . .	290	157	7	9	51	2	31	4
	5,000 TO 9,999 POUNDS . . . . .	309	143	9	8	79	2	32	4
	10,000 TO 19,999 POUNDS . . . . .	711	414	7	8	151	4	34	5
	20,000 TO 29,999 POUNDS . . . . .	282	211	19	18	21	1	7	1
	30,000 TO 59,999 POUNDS . . . . .	259	229	9	11	16	1	3	(Z)
	60,000 TO 89,999 POUNDS . . . . .	7	5	84	81	1	(Z)	-	-
	90,000 POUNDS AND OVER . . . . .	2	1	100	100	-	-	-	-
	SHIPMENT WEIGHT UNKNOWN . . . . .	2 120	833	15	7	962	19	135	20
36311	HOUSEHOLD RANGES, OVENS, AND PARTS, ALL TYPES * . . . . .	677	382	11	12	220	4	28	4
	UNDER 500 POUNDS . . . . .	21	9	42	28	7	(Z)	2	(Z)
	500 TO 999 POUNDS . . . . .	14	7	33	28	2	(Z)	2	(Z)
	1,000 TO 4,999 POUNDS . . . . .	79	45	11	12	22	1	5	1
	5,000 TO 9,999 POUNDS . . . . .	78	40	24	21	16	1	8	1
	10,000 TO 19,999 POUNDS . . . . .	199	136	11	15	37	(Z)	6	1
	20,000 TO 29,999 POUNDS . . . . .	50	52	36	35	2	(Z)	2	(Z)
	30,000 TO 59,999 POUNDS . . . . .	27	30	36	42	-	-	-	-
	SHIPMENT WEIGHT UNKNOWN . . . . .	208	62	24	44	133	1	4	(Z)
36321	HOUSEHOLD REFRIGERATORS AND FREEZERS, ALL TYPES * . . . . .	976	466	17	7	375	5	46	7
	UNDER 500 POUNDS . . . . .	2	1	52	52	(Z)	(Z)	(Z)	(Z)
	500 TO 999 POUNDS . . . . .	1	1	31	30	(Z)	(Z)	(Z)	(Z)
	1,000 TO 4,999 POUNDS . . . . .	10	4	12	19	4	(Z)	(Z)	(Z)
	5,000 TO 9,999 POUNDS . . . . .	40	7	9	20	29	(Z)	1	(Z)
	10,000 TO 19,999 POUNDS . . . . .	137	60	4	7	59	2	2	(Z)
	20,000 TO 29,999 POUNDS . . . . .	17	16	22	26	-	-	-	-
	30,000 TO 59,999 POUNDS . . . . .	94	83	8	14	2	(Z)	-	-
	90,000 POUNDS AND OVER . . . . .	2	1	100	100	-	-	-	-
	SHIPMENT WEIGHT UNKNOWN . . . . .	672	293	25	9	281	3	41	6
3633	HOUSEHOLD LAUNDRY EQUIPMENT . . . . .	1 005	387	23	7	471	12	58	9
	UNDER 500 POUNDS . . . . .	5	2	24	22	(Z)	(Z)	1	(Z)
	500 TO 999 POUNDS . . . . .	4	2	27	24	1	(Z)	(Z)	(Z)
	1,000 TO 4,999 POUNDS . . . . .	39	22	12	16	4	(Z)	2	(Z)
	5,000 TO 9,999 POUNDS . . . . .	53	33	12	18	10	(Z)	5	1
	10,000 TO 19,999 POUNDS . . . . .	56	31	22	30	14	(Z)	4	1
	20,000 TO 29,999 POUNDS . . . . .	49	32	33	28	11	1	-	-
	30,000 TO 59,999 POUNDS . . . . .	32	23	32	34	6	(Z)	-	-
	SHIPMENT WEIGHT UNKNOWN . . . . .	767	241	30	8	424	11	46	8
36331	HOUSEHOLD WASHING MACHINES, DRYERS, AND PARTS . . . . .	910	359	26	6	455	11	48	8
	UNDER 500 POUNDS . . . . .	1	1	20	23	(Z)	(Z)	(Z)	(Z)
	500 TO 999 POUNDS . . . . .	2	1	20	30	(Z)	(Z)	(Z)	(Z)



TONS (THOUSANDS) AND TON-MILES (MILLIONS) BY DISTANCE OF SHIPMENT--CON.

200 TO 299 MILES		300 TO 499 MILES		500 TO 999 MILES		1,000 TO 1,499 MILES		1,500 MILES AND OVER		MILEAGE UNKNOWN	TCC CODE AND WT.
TONS	TON-MILES	TONS	TON-MILES	TONS	TON-MILES	TONS	TON-MILES	TONS	TON-MILES	TONS	
-	-	63	26	-	-	8	10	-	-	-	36232
1	(Z)	-	-	-	-	-	-	-	-	41	90+ UK
65	17	104	42	301	165	21	24	40	75	(Z)	36241
1	(Z)	1	(Z)	1	1	(Z)	(Z)	(Z)	(Z)	-	0-.5
(Z)	(Z)	1	1	(Z)	(Z)	(Z)	(Z)	(Z)	1	-	.5-1
2	(Z)	3	1	2	1	1	1	(Z)	1	-	1-5
1	(Z)	1	1	1	1	1	2	-	-	-	5-10
1	(Z)	3	1	3	2	-	-	-	-	-	10-20
1	(Z)	2	1	2	1	-	-	(Z)	(Z)	-	20-30
15	4	27	11	18	11	1	2	-	-	-	30-60
2	(Z)	3	2	9	6	6	7	-	-	-	60-90
18	5	27	11	228	120	6	6	16	31	-	90+
24	7	34	13	37	22	5	6	22	43	(Z)	UK
16	4	14	5	31	22	11	13	11	23	1	3629
2	1	4	1	7	5	1	1	3	7	-	0-.5
2	1	2	1	4	3	(Z)	1	1	3	-	.5-1
4	1	2	1	14	9	1	1	3	7	-	1-5
(Z)	(Z)	(Z)	(Z)	1	1	-	-	1	3	-	5-10
4	1	1	(Z)	-	-	-	-	-	-	-	10-20
3	1	5	2	1	1	-	-	-	-	-	30-60
				4	3	9	10	2	4	1	UK
3	1	1	1	11	7	5	5	2	4	1	36291
1	(Z)	(Z)	(Z)	3	2	(Z)	(Z)	(Z)	(Z)	-	0-.5
-	-	-	-	2	1	(Z)	(Z)	-	-	-	.5-1
2	(Z)	-	-	6	4	(Z)	(Z)	1	3	-	1-5
(Z)	(Z)	-	-	-	-	-	-	(Z)	(Z)	-	5-10
-	-	(Z)	(Z)	-	-	-	-	-	-	-	10-20
-	-	(Z)	(Z)	(Z)	(Z)	4	4	-	-	1	UK
5	1	5	2	10	7	1	1	5	11	(Z)	36292
1	(Z)	2	1	3	2	(Z)	(Z)	2	5	-	0-.5
1	(Z)	1	(Z)	2	1	(Z)	(Z)	1	2	-	.5-1
1	(Z)	1	(Z)	4	2	(Z)	(Z)	1	3	-	1-5
-	-	-	-	-	-	-	-	1	1	-	5-10
(Z)	(Z)	(Z)	(Z)	-	-	-	-	-	-	-	10-20
-	-	-	-	1	1	-	-	-	-	-	30-60
2	(Z)	(Z)	(Z)	1	(Z)	(Z)	(Z)	(Z)	(Z)	(Z)	UK
8	2	8	3	11	8	5	7	5	9	(Z)	36299
(Z)	(Z)	1	(Z)	1	1	(Z)	(Z)	1	2	-	0-.5
1	(Z)	1	(Z)	1	1	(Z)	(Z)	(Z)	1	-	.5-1
1	(Z)	2	1	4	3	(Z)	(Z)	1	1	-	1-5
-	-	(Z)	(Z)	1	1	-	-	(Z)	1	-	5-10
4	1	-	-	-	-	-	-	-	-	-	10-20
-	-	-	-	(Z)	(Z)	-	-	-	-	-	30-60
1	(Z)	4	2	4	2	5	5	2	4	(Z)	UK
301	76	620	242	988	696	254	311	365	682	42	363
10	3	18	7	26	18	5	6	8	15	-	0-.5
8	2	55	6	17	12	4	5	3	6	-	.5-1
31	8	84	22	84	60	18	22	20	38	-	1-5
25	6	57	8	83	59	20	25	13	24	-	5-10
70	18	133	50	203	143	50	61	69	134	-	10-20
26	7	61	25	103	73	31	41	33	62	-	20-30
3	1	81	30	71	47	26	33	59	117	-	30-60
-	-	-	-	6	3	-	-	1	2	-	60-90
-	-	-	-	2	1	-	-	-	-	-	90+
128	33	198	80	394	279	101	117	161	284	42	UK
37	9	98	38	175	125	25	30	89	171	4	36311
2	1	5	2	4	3	(Z)	(Z)	1	3	-	0-.5
2	1	4	2	2	1	1	1	2	2	-	.5-1
5	1	13	5	21	15	5	5	9	17	-	1-5
3	1	18	7	26	18	2	2	6	10	-	5-10
17	4	38	14	60	43	11	14	29	61	-	10-20
-	-	4	2	25	20	1	2	15	29	-	20-30
1	(Z)	1	(Z)	14	10	3	3	9	17	-	30-60
6	2	14	6	24	15	3	4	19	34	4	UK
47	12	134	53	216	153	71	86	86	151	2	36321
(Z)	(Z)	(Z)	(Z)	(Z)	(Z)	(Z)	(Z)	(Z)	(Z)	-	0-.5
(Z)	(Z)	(Z)	(Z)	(Z)	(Z)	(Z)	(Z)	(Z)	(Z)	-	.5-1
(Z)	(Z)	1	1	4	3	(Z)	1	(Z)	2	-	1-5
3	1	2	1	4	3	(Z)	(Z)	1	(Z)	-	5-10
7	2	14	6	36	25	14	17	5	9	-	10-20
-	-	3	1	9	7	2	2	3	5	-	20-30
-	-	41	15	21	14	9	12	21	41	-	30-60
-	-	-	-	2	1	-	-	-	-	-	90+
38	10	72	29	139	100	46	53	54	92	2	UK
68	17	102	40	173	126	42	51	69	131	23	3633
1	(Z)	1	(Z)	1	1	(Z)	(Z)	(Z)	(Z)	-	0-.5
1	(Z)	1	1	1	1	(Z)	(Z)	(Z)	(Z)	-	.5-1
8	2	5	2	15	10	3	5	2	3	-	1-5
3	1	5	2	19	14	8	10	3	5	-	5-10
10	2	8	3	12	11	3	3	5	11	-	10-20
6	2	11	4	7	5	8	10	6	10	-	20-30
-	-	18	6	-	-	-	-	8	16	-	30-60
39	9	52	22	117	84	20	22	46	85	23	UK
51	13	89	35	157	113	42	50	69	130	-	36331
(Z)	(Z)	(Z)	(Z)	1	(Z)	(Z)	(Z)	(Z)	(Z)	-	0-.5
-	-	1	(Z)	1	(Z)	(Z)	(Z)	-	-	-	.5-1

BUREAU OF THE CENSUS

TABLE 3. SHIPMENTS BY MANUFACTURING ESTABLISHMENTS--COMMODITIES AND WEIGHT OF SHIPMENT BY DISTANCE SHIPPED: 1977--CON.

TCC CODE	COMMODITY AND WEIGHT OF SHIPMENT	ALL SHIPMENTS				TONS (THOUSANDS) AND TON-MILES (MILLIONS) BY DISTANCE OF SHIPMENT			
		TONS (THOU- SANDS) (A)	TON-MILES (MIL- LIONS) (B)	STANDARD ERROR (PERCENT) FOR COLUMNS--		UNDER 100 MILES		100 TO 199 MILES	
				(A)	(B)	TONS	TON- MILES	TONS	TON- MILES
36331	HOUSEHOLD WASHING MACHINES, DRYERS, AND PARTS. . . . .								
	1,000 TO 4,999 POUNDS. . . . .	34	20	12	15	4	(Z)	2	(Z)
	5,000 TO 9,999 POUNDS. . . . .	52	33	12	18	9	(Z)	5	1
	10,000 TO 19,999 POUNDS. . . . .	56	31	22	30	14	(Z)	4	1
	20,000 TO 29,999 POUNDS. . . . .	49	32	33	28	11	1	-	-
	30,000 TO 59,999 POUNDS. . . . .	32	23	32	34	6	(Z)	-	-
	SHIPMENT WEIGHT UNKNOWN. . . . .	684	218	34	8	409	10	37	6
36332	OTHER HOUSEHOLD LAUNDRY EQUIPMENT AND PARTS. . . . .	95	28	14	16	16	1	10	2
	UNDER 500 POUNDS. . . . .	4	1	40	37	(Z)	(Z)	1	(Z)
	500 TO 999 POUNDS. . . . .	2	1	55	49	(Z)	(Z)	-	-
	1,000 TO 4,999 POUNDS. . . . .	5	2	56	69	-	-	-	-
	5,000 TO 9,999 POUNDS. . . . .	1	(Z)	100	100	1	(Z)	-	-
	SHIPMENT WEIGHT UNKNOWN. . . . .	83	24	15	18	15	1	9	2
3634	ELECTRIC HOUSEWARES AND FANS. . . . .	564	305	18	15	113	7	71	10
	UNDER 500 POUNDS. . . . .	48	31	15	15	3	(Z)	5	1
	500 TO 999 POUNDS. . . . .	25	15	20	22	1	(Z)	4	1
	1,000 TO 4,999 POUNDS. . . . .	97	54	19	21	9	1	14	2
	5,000 TO 9,999 POUNDS. . . . .	50	26	36	32	11	1	3	(Z)
	10,000 TO 19,999 POUNDS. . . . .	91	49	37	25	25	2	6	1
	20,000 TO 29,999 POUNDS. . . . .	45	34	37	44	5	(Z)	2	(Z)
	30,000 TO 59,999 POUNDS. . . . .	33	28	48	45	3	(Z)	-	-
	60,000 TO 89,999 POUNDS. . . . .	1	1	75	94	1	(Z)	-	-
	SHIPMENT WEIGHT UNKNOWN. . . . .	174	68	20	22	55	3	38	5
36341	ELECTRIC FANS. . . . .	75	47	36	44	2	(Z)	2	(Z)
	UNDER 500 POUNDS. . . . .	7	4	15	17	1	(Z)	(Z)	(Z)
	500 TO 999 POUNDS. . . . .	4	3	43	44	(Z)	(Z)	(Z)	(Z)
	1,000 TO 4,999 POUNDS. . . . .	18	10	28	25	1	(Z)	1	(Z)
	5,000 TO 9,999 POUNDS. . . . .	10	7	33	37	-	-	-	-
	10,000 TO 19,999 POUNDS. . . . .	18	15	83	81	-	-	-	-
	20,000 TO 29,999 POUNDS. . . . .	8	5	76	84	-	-	-	-
	30,000 TO 59,999 POUNDS. . . . .	5	2	100	100	-	-	-	-
	SHIPMENT WEIGHT UNKNOWN. . . . .	5	1	11	-	-	-	-	-
36343	SMALL ELECTRIC COOKING AND HEATING APPLIANCES. . . . .	259	133	20	21	34	2	49	7
	UNDER 500 POUNDS. . . . .	16	9	12	11	1	(Z)	1	(Z)
	500 TO 999 POUNDS. . . . .	11	6	26	28	1	(Z)	1	(Z)
	1,000 TO 4,999 POUNDS. . . . .	42	25	28	33	5	(Z)	3	(Z)
	5,000 TO 9,999 POUNDS. . . . .	22	9	39	48	9	(Z)	2	(Z)
	10,000 TO 19,999 POUNDS. . . . .	34	19	39	38	4	(Z)	6	1
	20,000 TO 29,999 POUNDS. . . . .	19	17	40	66	2	(Z)	2	(Z)
	30,000 TO 59,999 POUNDS. . . . .	20	14	65	73	2	(Z)	-	-
	60,000 TO 89,999 POUNDS. . . . .	1	(Z)	100	100	1	(Z)	-	-
	SHIPMENT WEIGHT UNKNOWN. . . . .	94	34	28	34	12	(Z)	33	5
36346	SMALL HOUSEHOLD ELECT. APPLIANCES, ATTACHMENTS, PARTS. . . . .	83	38	46	19	36	2	14	2
	UNDER 500 POUNDS. . . . .	9	7	57	58	1	(Z)	(Z)	(Z)
	500 TO 999 POUNDS. . . . .	3	2	44	47	(Z)	(Z)	1	(Z)
	1,000 TO 4,999 POUNDS. . . . .	15	7	56	61	2	(Z)	6	1
	5,000 TO 9,999 POUNDS. . . . .	5	1	85	47	3	(Z)	1	(Z)
	10,000 TO 19,999 POUNDS. . . . .	23	4	93	53	21	(Z)	-	-
	20,000 TO 29,999 POUNDS. . . . .	6	3	80	37	3	(Z)	-	-
	30,000 TO 59,999 POUNDS. . . . .	5	7	19	22	1	(Z)	-	-
	60,000 TO 89,999 POUNDS. . . . .	(Z)	1	100	100	-	-	-	-
	SHIPMENT WEIGHT UNKNOWN. . . . .	17	6	35	37	5	(Z)	5	1
36347	PERSONAL ELECTRIC APPLIANCES AND PARTS. . . . .	46	44	29	27	2	(Z)	2	(Z)
	UNDER 500 POUNDS. . . . .	8	5	57	58	(Z)	(Z)	2	(Z)
	500 TO 999 POUNDS. . . . .	1	1	73	71	(Z)	(Z)	(Z)	(Z)
	1,000 TO 4,999 POUNDS. . . . .	5	3	31	30	(Z)	(Z)	(Z)	(Z)
	5,000 TO 9,999 POUNDS. . . . .	3	2	47	37	-	-	-	-
	10,000 TO 19,999 POUNDS. . . . .	6	5	62	54	(Z)	(Z)	-	-
	20,000 TO 29,999 POUNDS. . . . .	4	5	75	68	-	-	-	-
	30,000 TO 59,999 POUNDS. . . . .	3	4	72	86	-	-	-	-
	SHIPMENT WEIGHT UNKNOWN. . . . .	17	20	28	35	1	(Z)	(Z)	(Z)
36349	ELECTRIC HOUSEWARES, NEC. . . . .	101	43	33	28	38	3	6	1
	UNDER 500 POUNDS. . . . .	8	6	39	38	(Z)	(Z)	1	(Z)
	500 TO 999 POUNDS. . . . .	6	4	56	61	(Z)	(Z)	2	(Z)
	1,000 TO 4,999 POUNDS. . . . .	18	9	47	47	2	(Z)	3	1
	5,000 TO 9,999 POUNDS. . . . .	10	6	63	50	(Z)	(Z)	-	-
	10,000 TO 19,999 POUNDS. . . . .	10	6	40	33	(Z)	(Z)	-	-
	20,000 TO 29,999 POUNDS. . . . .	8	4	92	83	-	-	-	-
	30,000 TO 59,999 POUNDS. . . . .	(Z)	(Z)	100	100	-	-	-	-
	SHIPMENT WEIGHT UNKNOWN. . . . .	41	7	49	35	36	3	(Z)	(Z)
36351	HOUSEHOLD VACUUM CLEANERS AND PARTS * . . . . .	151	107	34	32	12	(Z)	14	2
	UNDER 500 POUNDS. . . . .	9	4	48	43	1	(Z)	2	(Z)
	500 TO 999 POUNDS. . . . .	3	3	63	58	1	(Z)	(Z)	(Z)
	1,000 TO 4,999 POUNDS. . . . .	11	12	24	39	(Z)	(Z)	1	(Z)
	5,000 TO 9,999 POUNDS. . . . .	9	3	35	37	(Z)	(Z)	4	1
	10,000 TO 19,999 POUNDS. . . . .	23	9	25	27	(Z)	(Z)	4	(Z)
	20,000 TO 29,999 POUNDS. . . . .	46	32	72	61	-	-	(Z)	(Z)
	30,000 TO 59,999 POUNDS. . . . .	23	31	41	51	1	(Z)	2	(Z)
	SHIPMENT WEIGHT UNKNOWN. . . . .	23	13	22	22	8	(Z)	(Z)	(Z)
36361	SEWING MACHINES AND PARTS * . . . . .	18	9	18	22	3	(Z)	(Z)	(Z)
	UNDER 500 POUNDS. . . . .	1	1	33	30	(Z)	(Z)	(Z)	(Z)
	500 TO 999 POUNDS. . . . .	(Z)	(Z)	100	100	-	-	-	-
	1,000 TO 4,999 POUNDS. . . . .	2	1	73	61	(Z)	(Z)	(Z)	(Z)
	5,000 TO 9,999 POUNDS. . . . .	3	2	100	100	-	-	-	-
	SHIPMENT WEIGHT UNKNOWN. . . . .	12	6	10	14	3	(Z)	(Z)	(Z)
3639	MISCELLANEOUS HOUSEHOLD APPLIANCES . . . . .	747	401	13	12	127	3	51	7
	UNDER 500 POUNDS. . . . .	8	3	29	21	2	(Z)	2	(Z)

TONS (THOUSANDS) AND TON-MILES (MILLIONS) BY DISTANCE OF SHIPMENT--CON.

200 TO 299 MILES		300 TO 499 MILES		500 TO 999 MILES		1,000 TO 1,499 MILES		1,500 MILES AND OVER		MILEAGE UNKNOWN	TCC CODE AND WT.
TONS	TON-MILES	TONS	TON-MILES	TONS	TON-MILES	TONS	TON-MILES	TONS	TON-MILES	TONS	
4	1	5	2	14	10	3	5	2	3	-	36331
3	1	5	2	19	14	8	10	3	5	-	1-5
10	2	8	3	12	11	3	3	5	11	-	5-10
6	2	11	4	7	5	8	10	6	10	-	20-30
-	-	18	6	-	-	-	-	8	16	-	30-60
28	7	42	17	103	72	20	22	45	84	-	UK
16	4	13	5	16	13	1	1	1	2	23	36332
1	(Z)	1	(Z)	(Z)	(Z)	(Z)	(Z)	(Z)	(Z)	-	0-.5
1	(Z)	1	(Z)	(Z)	(Z)	-	-	(Z)	(Z)	-	.5-1
4	1	(Z)	(Z)	1	1	-	-	-	-	-	1-5
-	-	-	-	-	-	-	-	-	-	-	5-10
10	2	10	4	14	12	1	1	1	1	23	UK
43	12	105	42	138	96	46	58	42	80	4	36334
4	1	10	4	17	12	4	4	5	9	-	0-.5
2	(Z)	6	2	10	7	2	2	1	2	-	.5-1
5	1	25	10	32	23	7	8	5	9	-	1-5
4	1	11	5	15	11	3	3	3	6	-	5-10
7	2	13	5	27	18	5	6	8	15	-	10-20
(Z)	(Z)	16	7	5	5	11	16	2	5	-	20-30
-	-	15	5	2	1	9	12	4	10	-	30-60
-	-	-	-	-	-	-	-	(Z)	1	-	60-90
21	6	8	3	28	19	6	8	14	23	4	UK
4	1	27	11	28	20	6	6	5	9	2	36341
(Z)	(Z)	2	1	2	2	(Z)	(Z)	(Z)	1	-	0-.5
(Z)	(Z)	1	1	2	1	(Z)	(Z)	(Z)	(Z)	-	.5-1
1	(Z)	7	2	7	5	1	1	1	1	-	1-5
1	(Z)	2	1	5	4	-	-	2	3	-	5-10
-	-	4	1	10	7	3	3	2	4	-	10-20
-	-	4	2	2	2	2	2	-	-	-	20-30
-	-	5	2	-	-	-	-	-	-	-	30-60
2	(Z)	1	(Z)	-	-	-	-	-	-	2	UK
28	8	43	16	65	47	27	35	10	18	2	36343
1	(Z)	3	1	8	5	1	1	1	1	-	0-.5
(Z)	(Z)	3	1	5	4	1	1	(Z)	(Z)	-	.5-1
2	(Z)	10	4	15	11	5	5	2	3	-	1-5
2	(Z)	1	(Z)	8	7	1	1	(Z)	(Z)	-	5-10
5	1	7	3	8	5	1	1	4	7	-	10-20
(Z)	(Z)	4	2	2	2	9	13	(Z)	(Z)	-	20-30
-	-	10	3	-	-	8	10	-	-	-	30-60
-	-	-	-	-	-	-	-	-	-	-	60-90
17	5	4	2	20	13	2	3	3	6	2	UK
3	1	6	2	11	8	4	5	9	18	-	36346
(Z)	(Z)	1	1	4	3	(Z)	(Z)	1	3	-	0-.5
(Z)	(Z)	(Z)	(Z)	1	1	1	1	(Z)	(Z)	-	.5-1
(Z)	(Z)	1	(Z)	3	2	1	1	1	3	-	1-5
-	-	(Z)	(Z)	(Z)	(Z)	-	-	(Z)	1	-	5-10
-	-	1	1	-	-	-	-	1	2	-	10-20
-	-	(Z)	(Z)	1	1	1	1	1	2	-	20-30
-	-	-	-	-	-	1	1	3	6	-	30-60
-	-	-	-	-	-	-	-	(Z)	1	-	60-90
2	1	1	(Z)	2	1	2	2	(Z)	(Z)	-	UK
1	(Z)	4	2	19	12	3	4	14	25	-	36347
(Z)	(Z)	1	1	2	2	1	1	1	2	-	0-.5
(Z)	(Z)	(Z)	(Z)	(Z)	(Z)	(Z)	(Z)	(Z)	(Z)	-	.5-1
(Z)	(Z)	1	(Z)	2	1	(Z)	(Z)	(Z)	1	-	1-5
1	(Z)	(Z)	(Z)	1	1	-	-	1	1	-	5-10
-	-	-	-	4	2	1	1	(Z)	1	-	10-20
-	-	-	-	3	1	-	-	1	3	-	20-30
-	-	-	-	2	1	-	-	1	3	-	30-60
(Z)	(Z)	1	(Z)	4	3	1	2	9	14	-	UK
7	2	26	11	15	10	6	7	4	9	-	36349
1	(Z)	2	1	1	1	1	1	1	3	-	0-.5
1	(Z)	1	(Z)	1	1	1	1	1	1	-	.5-1
1	(Z)	6	3	5	4	1	1	(Z)	(Z)	-	1-5
(Z)	(Z)	7	3	(Z)	(Z)	2	2	(Z)	1	-	5-10
3	1	1	(Z)	5	3	(Z)	(Z)	1	1	-	10-20
-	-	8	4	-	-	1	1	-	-	-	20-30
-	-	-	-	-	-	(Z)	(Z)	-	-	-	30-60
(Z)	(Z)	1	(Z)	2	1	1	1	1	2	-	UK
16	4	21	8	60	39	4	4	25	50	-	36351
1	(Z)	1	(Z)	2	1	(Z)	(Z)	(Z)	1	-	0-.5
2	1	(Z)	(Z)	2	2	(Z)	(Z)	(Z)	(Z)	-	.5-1
1	(Z)	2	1	4	3	(Z)	(Z)	3	8	-	1-5
1	(Z)	2	1	5	4	1	1	(Z)	(Z)	-	5-10
8	2	6	1	1	1	-	-	-	-	-	10-20
2	(Z)	5	2	34	21	(Z)	(Z)	4	9	-	20-30
2	(Z)	1	(Z)	4	3	(Z)	(Z)	13	27	-	30-60
(Z)	(Z)	2	1	7	5	2	2	3	5	-	UK
3	1	2	1	9	6	(Z)	(Z)	(Z)	1	(Z)	36361
1	(Z)	(Z)	(Z)	(Z)	(Z)	(Z)	(Z)	(Z)	(Z)	-	0-.5
(Z)	(Z)	(Z)	(Z)	(Z)	(Z)	-	-	-	-	-	.5-1
2	1	(Z)	(Z)	(Z)	(Z)	-	-	(Z)	(Z)	-	1-5
-	-	-	-	3	2	-	-	-	-	-	5-10
(Z)	(Z)	2	1	6	4	(Z)	(Z)	(Z)	1	(Z)	UK
85	21	149	57	220	154	52	66	53	94	10	36339
(Z)	(Z)	1	(Z)	1	1	(Z)	1	(Z)	(Z)	-	0-.5

BUREAU OF THE CENSUS



TABLE 3. SHIPMENTS BY MANUFACTURING ESTABLISHMENTS--COMMODITIES AND WEIGHT OF SHIPMENT BY DISTANCE SHIPPED: 1977--CON.

TCC CODE	COMMODITY AND WEIGHT OF SHIPMENT	ALL SHIPMENTS				TONS (THOUSANDS) AND TON-MILES (MILLIONS) BY DISTANCE OF SHIPMENT			
		TONS (THOU- SANDS) (A)	TON-MILES (MIL- LIONS) (B)	STANDARD ERROR (PERCENT) FOR COLUMNS--		UNDER 100 MILES		100 TO 199 MILES	
				(A)	(B)	TONS	TON- MILES	TONS	TON- MILES
3639	MISCELLANEOUS HOUSEHOLD APPLIANCES								
	500 TO 999 POUNDS . . . . .	7	3	17	19	1	(Z)	1	(Z)
	1,000 TO 4,999 POUNDS . . . . .	46	17	21	22	10	(Z)	9	1
	5,000 TO 9,999 POUNDS . . . . .	83	33	24	29	7	(Z)	14	2
	10,000 TO 19,999 POUNDS . . . . .	215	150	20	23	14	(Z)	10	1
	20,000 TO 29,999 POUNDS . . . . .	62	37	40	30	-	-	3	(Z)
	30,000 TO 59,999 POUNDS . . . . .	29	17	42	45	3	(Z)	1	(Z)
	60,000 TO 89,999 POUNDS . . . . .	7	4	100	100	-	-	-	-
	SHIPMENT WEIGHT UNKNOWN . . . . .	289	138	18	17	89	2	10	2
36392	WATER HEATERS, ALL TYPES	461	258	19	18	41	2	30	4
	UNDER 500 POUNDS . . . . .	2	1	42	33	(Z)	(Z)	1	(Z)
	500 TO 999 POUNDS . . . . .	2	1	34	39	(Z)	(Z)	(Z)	(Z)
	1,000 TO 4,999 POUNDS . . . . .	23	8	36	39	2	(Z)	5	1
	5,000 TO 9,999 POUNDS . . . . .	64	23	27	33	2	(Z)	12	1
	10,000 TO 19,999 POUNDS . . . . .	158	123	23	25	1	(Z)	5	1
	20,000 TO 29,999 POUNDS . . . . .	42	21	47	34	-	-	1	(Z)
	30,000 TO 59,999 POUNDS . . . . .	7	5	84	87	-	-	-	-
	60,000 TO 89,999 POUNDS . . . . .	7	4	100	100	-	-	-	-
	SHIPMENT WEIGHT UNKNOWN . . . . .	153	73	12	11	36	2	6	1
36393	HOUSEHOLD DISHWASHING MACHINES	227	115	28	26	74	1	14	2
	UNDER 500 POUNDS . . . . .	5	1	31	27	2	(Z)	1	(Z)
	500 TO 999 POUNDS . . . . .	3	1	17	35	1	(Z)	1	(Z)
	1,000 TO 4,999 POUNDS . . . . .	15	5	24	25	7	(Z)	3	(Z)
	5,000 TO 9,999 POUNDS . . . . .	16	9	56	76	6	(Z)	1	(Z)
	10,000 TO 19,999 POUNDS . . . . .	54	25	39	43	12	(Z)	4	1
	20,000 TO 29,999 POUNDS . . . . .	17	15	60	60	-	-	(Z)	(Z)
	30,000 TO 59,999 POUNDS . . . . .	19	12	46	50	2	(Z)	1	(Z)
	SHIPMENT WEIGHT UNKNOWN . . . . .	98	47	48	35	44	1	2	(Z)
36399	HOUSEHOLD APPLIANCES, NEC.	59	28	12	20	12	(Z)	7	1
	UNDER 500 POUNDS . . . . .	1	1	24	22	(Z)	(Z)	(Z)	(Z)
	500 TO 999 POUNDS . . . . .	2	1	37	29	(Z)	(Z)	(Z)	(Z)
	1,000 TO 4,999 POUNDS . . . . .	8	4	37	45	2	(Z)	1	(Z)
	5,000 TO 9,999 POUNDS . . . . .	4	2	45	50	(Z)	(Z)	1	(Z)
	10,000 TO 19,999 POUNDS . . . . .	2	1	47	55	-	-	1	(Z)
	20,000 TO 29,999 POUNDS . . . . .	3	1	71	71	-	-	2	(Z)
	30,000 TO 59,999 POUNDS . . . . .	1	(Z)	100	100	1	(Z)	-	-
	SHIPMENT WEIGHT UNKNOWN . . . . .	38	19	16	32	9	(Z)	2	(Z)
364	ELECTRIC LIGHTING AND WIRING EQUIPMENT	2 345	1 393	13	9	458	17	159	24
	UNDER 500 POUNDS . . . . .	287	180	13	16	53	2	26	4
	500 TO 999 POUNDS . . . . .	160	115	14	18	1	1	22	3
	1,000 TO 4,999 POUNDS . . . . .	401	229	14	17	93	4	35	5
	5,000 TO 9,999 POUNDS . . . . .	165	103	18	21	38	2	8	1
	10,000 TO 19,999 POUNDS . . . . .	368	210	15	15	62	2	19	3
	20,000 TO 29,999 POUNDS . . . . .	257	139	29	20	71	2	7	1
	30,000 TO 59,999 POUNDS . . . . .	237	150	32	25	56	2	9	1
	60,000 TO 89,999 POUNDS . . . . .	2	2	49	51	-	-	-	-
	90,000 POUNDS AND OVER . . . . .	5	1	100	100	-	-	5	1
	SHIPMENT WEIGHT UNKNOWN . . . . .	461	265	9	11	67	2	28	4
36411	ELECTRIC LAMPS (BULBS ONLY) *	309	185	14	18	60	2	22	4
	UNDER 500 POUNDS . . . . .	6	3	15	16	1	(Z)	1	(Z)
	500 TO 999 POUNDS . . . . .	4	2	23	33	1	(Z)	(Z)	(Z)
	1,000 TO 4,999 POUNDS . . . . .	16	8	15	23	3	(Z)	2	(Z)
	5,000 TO 9,999 POUNDS . . . . .	18	12	11	11	7	(Z)	(Z)	(Z)
	10,000 TO 19,999 POUNDS . . . . .	132	84	20	21	16	1	8	1
	20,000 TO 29,999 POUNDS . . . . .	68	35	31	35	14	1	3	1
	30,000 TO 59,999 POUNDS . . . . .	25	26	33	43	3	(Z)	4	1
	SHIPMENT WEIGHT UNKNOWN . . . . .	40	16	17	19	16	(Z)	4	1
3642	LIGHTING FIXTURES . . . . .	1 017	638	21	12	217	9	64	9
	UNDER 500 POUNDS . . . . .	177	121	16	18	27	1	14	2
	500 TO 999 POUNDS . . . . .	94	76	21	24	6	(Z)	14	2
	1,000 TO 4,999 POUNDS . . . . .	215	116	18	15	52	2	21	3
	5,000 TO 9,999 POUNDS . . . . .	96	65	25	27	20	1	4	1
	10,000 TO 19,999 POUNDS . . . . .	158	87	20	25	33	1	4	1
	20,000 TO 29,999 POUNDS . . . . .	99	62	52	34	36	1	-	-
	30,000 TO 59,999 POUNDS . . . . .	99	50	44	41	37	2	-	-
	SHIPMENT WEIGHT UNKNOWN . . . . .	79	62	29	28	6	(Z)	7	1
36421	ELECTRIC FIXTURES, RESIDENTIAL, COMMERCIAL, INDUSTRIAL	654	462	12	15	98	4	47	7
	UNDER 500 POUNDS . . . . .	140	93	19	23	24	1	11	2
	500 TO 999 POUNDS . . . . .	69	61	18	28	4	(Z)	7	1
	1,000 TO 4,999 POUNDS . . . . .	158	86	12	16	37	2	17	2
	5,000 TO 9,999 POUNDS . . . . .	42	30	21	40	6	(Z)	4	1
	10,000 TO 19,999 POUNDS . . . . .	108	60	29	37	25	1	2	(Z)
	20,000 TO 29,999 POUNDS . . . . .	60	58	27	37	(Z)	(Z)	-	-
	30,000 TO 59,999 POUNDS . . . . .	32	33	43	62	(Z)	(Z)	-	-
	SHIPMENT WEIGHT UNKNOWN . . . . .	46	44	34	33	2	(Z)	6	1
36424	VEHICULAR LIGHTING EQUIPMENT, ELECTRICAL	141	69	27	31	47	3	6	1
	UNDER 500 POUNDS . . . . .	8	5	35	35	(Z)	(Z)	1	(Z)
	500 TO 999 POUNDS . . . . .	4	3	21	30	(Z)	(Z)	(Z)	(Z)
	1,000 TO 4,999 POUNDS . . . . .	13	5	22	40	4	(Z)	2	(Z)
	5,000 TO 9,999 POUNDS . . . . .	22	14	22	35	6	(Z)	-	-
	10,000 TO 19,999 POUNDS . . . . .	40	27	22	29	5	(Z)	3	(Z)
	20,000 TO 29,999 POUNDS . . . . .	13	3	84	78	12	1	-	-
	30,000 TO 59,999 POUNDS . . . . .	36	10	64	90	17	1	-	-
	SHIPMENT WEIGHT UNKNOWN . . . . .	5	3	60	66	3	(Z)	(Z)	(Z)
36425	OUTDOOR LIGHTING EQUIPMENT, ALL TYPES	160	69	71	29	68	2	4	1
	UNDER 500 POUNDS . . . . .	16	10	19	22	1	(Z)	1	(Z)
	500 TO 999 POUNDS . . . . .	14	9	29	30	1	(Z)	-	-
	1,000 TO 4,999 POUNDS . . . . .	39	21	55	34	10	(Z)	2	(Z)

TONS (THOUSANDS) AND TON-MILES (MILLIONS) BY DISTANCE OF SHIPMENT--CON.

200 TO 299 MILES		300 TO 499 MILES		500 TO 999 MILES		1,000 TO 1,499 MILES		1,500 MILES AND OVER		MILEAGE UNKNOWN	TCC CODE AND WT.
TONS	TON-MILES	TONS	TON-MILES	TONS	TON-MILES	TONS	TON-MILES	TONS	TON-MILES	TONS	
1	(Z)	2	1	1	1	(Z)	1	(Z)	1	-	3639
8	2	8	3	8	5	2	3	1	2	-	.5-1
19	4	19	7	18	13	5	7	-	-	-	1-5
23	6	47	17	76	53	16	20	30	52	-	5-10
11	3	20	8	20	15	7	10	1	2	-	10-20
-	-	5	2	19	12	-	-	1	2	-	20-30
-	-	-	-	7	4	-	-	-	-	-	30-60
23	6	47	18	70	50	21	25	19	35	10	60-90
74	18	94	38	175	123	11	13	36	61	1	UK
(Z)	(Z)	1	(Z)	(Z)	(Z)	(Z)	(Z)	(Z)	(Z)	-	36392
(Z)	(Z)	1	(Z)	1	(Z)	-	-	-	(Z)	-	0-.5
7	2	4	2	5	3	-	-	(Z)	(Z)	-	.5-1
19	4	15	5	17	11	-	-	-	-	-	1-5
18	5	25	10	72	51	7	8	28	48	-	5-10
11	3	13	6	18	13	-	-	-	-	-	10-20
-	-	3	1	7	4	-	-	-	-	-	20-30
-	-	-	-	7	4	-	-	-	-	-	30-60
18	4	33	13	49	35	4	5	7	13	1	60-90
8	2	42	15	31	21	36	46	15	29	9	UK
(Z)	(Z)	(Z)	(Z)	(Z)	(Z)	(Z)	(Z)	(Z)	(Z)	-	36393
(Z)	(Z)	(Z)	(Z)	(Z)	(Z)	(Z)	(Z)	(Z)	(Z)	-	0-.5
(Z)	(Z)	2	1	1	1	2	3	1	2	-	.5-1
-	-	3	1	1	1	5	7	-	-	-	1-5
4	1	21	7	3	2	8	11	1	3	-	5-10
-	-	6	2	2	2	7	10	1	2	-	10-20
-	-	2	1	12	8	-	-	1	2	-	20-30
3	1	6	2	10	7	13	15	11	21	9	30-60
3	1	14	5	15	10	5	6	2	4	-	UK
(Z)	(Z)	(Z)	(Z)	(Z)	(Z)	(Z)	(Z)	(Z)	(Z)	-	36399
(Z)	(Z)	1	(Z)	1	(Z)	1	(Z)	1	(Z)	-	0-.5
1	(Z)	2	1	2	1	-	-	1	1	-	.5-1
-	-	1	(Z)	1	(Z)	1	(Z)	1	1	-	1-5
-	-	1	(Z)	-	-	-	-	(Z)	1	-	5-10
-	-	-	-	-	-	-	-	-	-	-	10-20
-	-	-	-	-	-	-	-	-	-	-	20-30
2	1	8	3	11	8	4	5	1	2	-	30-60
264	65	418	167	604	433	186	219	227	468	28	UK
29	7	46	18	73	53	30	36	29	60	(Z)	364
17	4	27	11	40	29	12	14	25	53	-	0-.5
40	10	61	24	100	71	39	46	34	70	(Z)	.5-1
21	5	39	15	25	19	10	11	24	51	-	1-5
64	16	73	30	95	64	25	28	31	65	-	5-10
31	8	32	13	80	58	19	24	17	34	-	10-20
23	6	40	18	71	55	6	7	32	62	-	20-30
-	-	1	(Z)	1	1	-	-	(Z)	1	-	30-60
-	-	-	-	-	-	-	-	-	-	-	60-90
39	9	99	38	119	84	46	55	36	72	28	90+
26	7	65	26	83	60	21	25	30	62	1	UK
1	(Z)	2	1	1	1	(Z)	(Z)	1	1	-	36411
1	(Z)	1	(Z)	1	1	(Z)	(Z)	(Z)	(Z)	-	0-.5
1	(Z)	4	2	3	3	1	1	1	2	-	.5-1
2	1	1	(Z)	2	2	1	3	1	8	-	1-5
9	2	34	14	45	32	10	12	10	22	-	5-10
6	2	16	6	22	16	5	6	1	3	-	10-20
(Z)	(Z)	4	2	2	1	(Z)	(Z)	12	22	-	20-30
6	1	3	1	6	5	3	3	2	5	1	30-60
113	28	182	74	227	163	85	100	122	254	8	UK
19	5	28	11	50	36	19	23	42	42	-	3642
8	2	18	7	23	16	7	8	19	40	-	0-.5
23	6	34	14	49	36	20	24	16	32	(Z)	.5-1
10	2	22	8	20	16	6	6	14	30	-	1-5
33	9	32	14	30	19	10	10	16	33	-	5-10
1	(Z)	11	4	29	21	10	13	12	23	-	10-20
12	3	24	11	16	11	-	-	11	23	-	20-30
6	2	14	5	10	8	13	15	14	31	8	30-60
72	18	111	44	167	119	61	72	94	198	5	UK
14	4	22	8	39	29	16	19	15	31	-	36421
6	2	13	5	16	12	6	7	16	34	-	0-.5
16	4	24	10	38	28	15	18	11	23	(Z)	.5-1
4	1	9	3	10	8	2	2	7	16	-	1-5
20	5	25	11	18	10	9	10	9	18	-	5-10
1	(Z)	9	4	29	21	8	11	12	23	-	10-20
5	1	5	2	11	7	-	-	11	23	-	20-30
6	1	4	2	6	5	5	6	13	30	-	30-60
28	7	22	10	19	15	4	5	15	29	(Z)	UK
1	(Z)	1	(Z)	3	2	(Z)	(Z)	1	2	-	36424
1	(Z)	1	(Z)	(Z)	(Z)	(Z)	(Z)	1	2	-	0-.5
3	1	1	(Z)	2	2	(Z)	(Z)	(Z)	1	-	.5-1
13	3	5	2	7	1	1	1	4	8	-	1-5
-	-	-	-	2	6	1	1	7	14	-	5-10
7	2	8	4	4	4	1	2	-	-	-	10-20
(Z)	(Z)	(Z)	(Z)	(Z)	(Z)	(Z)	(Z)	1	2	-	20-30
11	3	22	9	31	23	12	14	9	17	3	30-60
3	1	3	1	5	3	1	1	4	4	-	UK
1	(Z)	4	1	6	4	1	1	2	2	-	36425
4	1	8	3	8	6	4	5	3	5	-	0-.5
-	-	-	-	-	-	-	-	-	-	-	.5-1
-	-	-	-	-	-	-	-	-	-	-	1-5

BUREAU OF THE CENSUS

TABLE 3. SHIPMENTS BY MANUFACTURING ESTABLISHMENTS--COMMODITIES AND WEIGHT OF SHIPMENT BY OISTANCE SHIPPED: 1977--CON.

TCC CODE	COMMODITY AND WEIGHT OF SHIPMENT	ALL SHIPMENTS				TONS (THOUSANDS) AND TON-MILES (MILLIONS) BY OISTANCE OF SHIPMENT			
		TONS (THOU- SANDS) (A)	TON-MILES (MIL- LIONS) (B)	STANDARD ERROR (PERCENT) FOR COLUMNS--		UNDER 100 MILES		100 TO 199 MILES	
				(A)	(B)	TONS	TON- MILES	TONS	TON- MILES
36425	OUTDOOR LIGHTING EQUIPMENT, ALL TYPES.								
	5,000 TO 9,999 POUNDS.	31	20	53	56	8	(Z)	-	-
	10,000 TO 19,999 POUNDS.	8	2	83	87	4	(Z)	-	-
	20,000 TO 29,999 POUNDS.	24	(Z)	100	100	24	(Z)	-	-
	30,000 TO 59,999 POUNDS.	20	1	97	60	19	1	-	-
	SHIPMENT WEIGHT UNKNOWN.	7	5	33	67	-	-	1	(Z)
36429	LIGHTING FIXTURES AND PARTS, NEC	63	39	48	42	3	(Z)	7	1
	UNDER 500 POUNDS.	14	12	50	46	1	(Z)	1	(Z)
	500 TO 999 POUNDS.	7	2	90	62	-	-	6	1
	1,000 TO 4,999 POUNDS.	5	4	42	58	1	(Z)	(Z)	(Z)
	5,000 TO 9,999 POUNDS.	1	1	69	69	-	-	-	-
	10,000 TO 19,999 POUNDS.	3	2	74	69	-	-	-	-
	20,000 TO 29,999 POUNDS.	1	1	100	100	-	-	-	-
	30,000 TO 59,999 POUNDS.	11	6	100	100	-	-	-	-
	SHIPMENT WEIGHT UNKNOWN.	20	11	94	98	1	(Z)	(Z)	(Z)
3643	CURRENT-CARRYING WIRING DEVICES.	268	154	17	19	54	2	26	4
	UNDER 500 POUNDS.	57	34	20	23	10	(Z)	6	1
	500 TO 999 POUNDS.	29	16	18	14	5	(Z)	3	1
	1,000 TO 4,999 POUNDS.	73	51	22	26	17	1	3	1
	5,000 TO 9,999 POUNDS.	21	12	29	41	8	(Z)	1	(Z)
	10,000 TO 19,999 POUNDS.	22	16	43	57	4	(Z)	6	1
	20,000 TO 29,999 POUNDS.	4	1	69	72	1	(Z)	2	(Z)
	30,000 TO 59,999 POUNDS.	5	4	72	72	-	-	-	-
	60,000 TO 89,999 POUNDS.	(Z)	1	100	100	-	-	-	-
	SHIPMENT WEIGHT UNKNOWN.	57	19	39	47	10	1	4	(Z)
36432	CONVENIENCE AND POWER OUTLETS AND SOCKETS.	65	28	34	39	4	(Z)	7	1
	UNDER 500 POUNDS.	16	9	43	39	1	(Z)	4	1
	500 TO 999 POUNDS.	6	3	44	43	1	(Z)	2	(Z)
	1,000 TO 4,999 POUNDS.	7	3	61	71	1	(Z)	(Z)	(Z)
	5,000 TO 9,999 POUNDS.	(Z)	(Z)	100	100	-	-	-	-
	10,000 TO 19,999 POUNDS.	2	1	100	100	-	-	(Z)	(Z)
	20,000 TO 29,999 POUNDS.	1	(Z)	100	100	-	-	-	-
	30,000 TO 59,999 POUNDS.	1	1	100	100	-	-	-	-
	60,000 TO 89,999 POUNDS.	(Z)	1	100	100	-	-	-	-
	SHIPMENT WEIGHT UNKNOWN.	31	10	62	87	(Z)	(Z)	(Z)	(Z)
36433	SWITCHES	35	19	53	44	10	(Z)	2	(Z)
	UNDER 500 POUNDS.	11	7	28	27	2	(Z)	1	(Z)
	500 TO 999 POUNDS.	5	4	41	45	(Z)	(Z)	(Z)	(Z)
	1,000 TO 4,999 POUNDS.	10	7	57	63	2	(Z)	1	(Z)
	5,000 TO 9,999 POUNDS.	4	1	100	100	2	(Z)	-	-
	10,000 TO 19,999 POUNDS.	3	(Z)	100	100	3	(Z)	-	-
	20,000 TO 29,999 POUNDS.	1	(Z)	100	100	1	(Z)	-	-
	SHIPMENT WEIGHT UNKNOWN.	(Z)	(Z)	82	46	(Z)	(Z)	(Z)	(Z)
36434	LIGHTNING RODS	5	3	29	27	(Z)	(Z)	(Z)	(Z)
	UNDER 500 POUNDS.	1	(Z)	18	27	(Z)	(Z)	(Z)	(Z)
	500 TO 999 POUNDS.	1	(Z)	47	39	-	-	(Z)	(Z)
	1,000 TO 4,999 POUNDS.	2	2	31	30	-	-	-	-
	5,000 TO 9,999 POUNDS.	2	1	56	61	-	-	-	-
36439	CURRENT-CARRYING WIRING DEVICES, NEC	159	101	17	19	41	2	16	2
	UNDER 500 POUNDS.	28	17	20	24	7	(Z)	2	(Z)
	500 TO 999 POUNDS.	16	10	15	18	3	(Z)	1	(Z)
	1,000 TO 4,999 POUNDS.	50	37	19	23	14	1	1	(Z)
	5,000 TO 9,999 POUNDS.	15	10	31	50	6	(Z)	1	(Z)
	10,000 TO 19,999 POUNDS.	17	15	50	63	1	(Z)	5	1
	20,000 TO 29,999 POUNDS.	2	(Z)	100	100	-	-	2	(Z)
	30,000 TO 59,999 POUNDS.	4	3	100	100	-	-	-	-
	SHIPMENT WEIGHT UNKNOWN.	26	9	56	51	10	1	3	(Z)
3644	NONCURRENT-CARRYING WIRING DEVICES	768	407	14	16	138	4	56	8
	UNDER 500 POUNDS.	34	17	23	27	8	(Z)	4	1
	500 TO 999 POUNDS.	33	15	21	25	8	(Z)	5	1
	1,000 TO 4,999 POUNDS.	91	51	27	38	17	1	7	1
	5,000 TO 9,999 POUNDS.	33	17	42	66	4	(Z)	3	(Z)
	10,000 TO 19,999 POUNDS.	44	18	36	31	12	(Z)	2	(Z)
	20,000 TO 29,999 POUNDS.	96	39	35	44	25	(Z)	3	(Z)
	30,000 TO 59,999 POUNDS.	126	72	34	28	25	(Z)	10	1
	60,000 TO 89,999 POUNDS.	2	1	55	63	-	-	-	-
	90,000 POUNDS AND OVER	7	1	100	100	-	-	7	1
	SHIPMENT WEIGHT UNKNOWN.	303	177	6	10	38	1	15	2
36441	POLE LINE AND TRANSMISSION HARWARE.	199	95	38	42	61	1	17	2
	UNDER 500 POUNDS.	9	7	48	55	2	(Z)	1	(Z)
	500 TO 999 POUNDS.	8	6	46	47	1	(Z)	(Z)	(Z)
	1,000 TO 4,999 POUNDS.	29	21	56	69	9	(Z)	1	(Z)
	5,000 TO 9,999 POUNDS.	13	8	60	81	1	(Z)	(Z)	(Z)
	10,000 TO 19,999 POUNDS.	16	6	46	23	6	(Z)	2	(Z)
	20,000 TO 29,999 POUNDS.	33	12	56	34	13	(Z)	(Z)	(Z)
	30,000 TO 59,999 POUNDS.	64	23	40	34	25	(Z)	3	1
	60,000 TO 89,999 POUNDS.	2	1	55	63	-	-	-	-
	90,000 POUNDS AND OVER	7	1	100	100	-	-	7	1
	SHIPMENT WEIGHT UNKNOWN.	17	11	30	34	4	(Z)	1	(Z)
36442	ELECTRIC CONDUIT AND FITTINGS, INCL. FLEXIBLE CONDUIT.	334	165	12	15	52	1	19	3
	UNDER 500 POUNDS.	10	6	16	16	2	(Z)	1	(Z)
	500 TO 999 POUNDS.	14	6	28	35	2	(Z)	2	(Z)
	1,000 TO 4,999 POUNDS.	41	21	16	23	4	(Z)	3	(Z)
	5,000 TO 9,999 POUNDS.	12	6	45	67	3	(Z)	3	(Z)
	10,000 TO 19,999 POUNDS.	11	3	53	53	6	(Z)	-	-
	20,000 TO 29,999 POUNDS.	51	20	50	80	12	(Z)	-	-
	30,000 TO 59,999 POUNDS.	1	1	25	27	(Z)	(Z)	(Z)	(Z)
	SHIPMENT WEIGHT UNKNOWN.	193	103	6	10	23	1	9	1



TONS (THOUSANDS) AND TON-MILES (MILLIONS) BY DISTANCE OF SHIPMENT--CON.

200 TO 299 MILES		300 TO 499 MILES		500 TO 999 MILES		1,000 TO 1,499 MILES		1,500 MILES AND OVER		MILEAGE UNKNOWN	TCC CODE AND WT.
TONS	TON-MILES	TONS	TON-MILES	TONS	TON-MILES	TONS	TON-MILES	TONS	TON-MILES	TONS	
3	1	7	3	7	6	3	3	3	7	-	36425
-	-	-	-	4	2	-	-	-	-	-	5-10
-	-	-	-	1	1	-	-	-	-	-	10-20
-	-	-	-	-	-	-	-	-	-	-	20-30
(Z)	(Z)	(Z)	(Z)	(Z)	(Z)	3	4	-	-	3	30-60
3	1	28	12	10	7	7	9	4	9	(Z)	36429
1	(Z)	3	1	3	2	3	3	3	6	-	0-.5
(Z)	(Z)	(Z)	(Z)	(Z)	(Z)	(Z)	(Z)	(Z)	1	-	.5-1
1	(Z)	1	(Z)	1	1	(Z)	(Z)	1	3	-	1-5
-	-	-	-	1	1	-	-	-	-	-	5-10
-	-	2	1	1	1	-	-	-	-	-	10-20
-	-	1	1	-	-	-	-	-	-	-	20-30
-	-	11	6	-	-	-	-	-	-	-	30-60
1	(Z)	10	3	4	3	4	5	-	-	(Z)	30-60
-	-	-	-	-	-	-	-	-	-	-	UK
22	5	53	21	59	42	24	27	22	52	9	3643
6	1	10	4	13	6	10	8	10	10	(Z)	0-.5
4	1	4	2	9	7	2	3	2	4	-	.5-1
7	2	11	4	14	10	12	14	8	21	-	1-5
2	1	3	1	4	3	1	1	2	5	-	5-10
-	-	-	-	8	5	(Z)	(Z)	4	9	-	10-20
-	-	-	-	1	(Z)	-	-	-	-	-	20-30
-	-	-	-	5	4	-	-	-	-	-	30-60
-	-	-	-	-	-	-	-	(Z)	1	-	60-90
3	1	24	10	4	2	2	2	1	2	9	UK
4	1	26	11	12	9	2	3	2	4	8	36432
2	(Z)	4	1	4	3	1	2	1	1	-	0-.5
1	(Z)	(Z)	(Z)	2	1	(Z)	(Z)	(Z)	(Z)	-	.5-1
1	(Z)	1	(Z)	3	2	(Z)	(Z)	(Z)	(Z)	-	1-5
-	-	-	-	1	-	(Z)	(Z)	-	-	-	5-10
-	-	-	-	1	(Z)	(Z)	(Z)	-	-	-	10-20
-	-	-	-	1	1	-	-	-	-	-	20-30
-	-	-	-	1	-	-	-	-	-	-	30-60
1	(Z)	21	9	(Z)	(Z)	(Z)	(Z)	(Z)	1	1	60-90
-	-	-	-	-	-	-	-	(Z)	1	8	UK
5	1	4	2	7	5	3	3	3	7	(Z)	36433
2	(Z)	2	1	3	2	1	1	1	3	-	0-.5
1	(Z)	(Z)	(Z)	2	2	(Z)	(Z)	1	2	-	.5-1
2	1	(Z)	(Z)	2	2	2	2	1	3	-	1-5
-	-	2	1	-	-	(Z)	(Z)	-	-	-	5-10
-	-	-	-	-	-	-	-	-	-	-	10-20
-	-	-	-	-	-	-	-	-	-	-	20-30
-	-	(Z)	(Z)	(Z)	(Z)	-	-	(Z)	(Z)	(Z)	UK
1	(Z)	2	1	2	1	(Z)	(Z)	(Z)	(Z)	-	36434
(Z)	(Z)	(Z)	(Z)	(Z)	(Z)	(Z)	(Z)	(Z)	(Z)	-	0-.5
(Z)	(Z)	(Z)	(Z)	(Z)	(Z)	-	-	-	-	-	.5-1
-	-	1	(Z)	1	1	(Z)	(Z)	(Z)	(Z)	-	1-5
1	(Z)	1	(Z)	1	1	-	-	-	-	-	5-10
10	3	21	8	35	25	18	21	17	40	(Z)	36439
2	(Z)	4	2	6	4	4	5	2	5	(Z)	0-.5
1	(Z)	3	1	5	3	2	2	1	2	-	.5-1
3	1	9	4	6	4	10	11	7	17	-	1-5
1	(Z)	1	1	3	3	(Z)	(Z)	2	5	-	5-10
-	-	-	-	7	5	-	-	4	9	-	10-20
-	-	-	-	-	-	-	-	-	-	-	20-30
-	-	-	-	4	3	-	-	-	-	-	30-60
3	1	3	1	4	2	2	2	1	1	-	UK
114	28	130	51	221	158	52	61	50	97	8	3644
5	1	5	2	7	5	3	3	2	4	-	0-.5
5	1	5	2	8	6	1	2	1	3	-	.5-1
10	3	17	6	27	19	4	5	9	17	-	1-5
7	2	11	4	3	2	1	1	4	8	-	5-10
18	4	1	(Z)	6	4	1	1	3	7	-	10-20
27	7	5	2	32	23	2	2	2	4	-	20-30
15	4	20	9	38	28	8	9	10	21	-	30-60
-	-	1	(Z)	1	(Z)	-	-	-	-	-	60-90
-	-	-	-	-	-	-	-	-	-	-	90+
27	6	65	25	99	71	32	38	18	33	8	UK
26	7	18	7	46	32	15	18	15	28	1	36441
1	(Z)	1	(Z)	2	2	1	1	2	3	-	0-.5
(Z)	(Z)	2	1	3	2	1	1	1	2	-	.5-1
1	(Z)	2	1	8	6	1	1	7	12	-	1-5
4	1	3	1	3	2	(Z)	(Z)	2	4	-	5-10
1	(Z)	1	(Z)	5	3	(Z)	(Z)	(Z)	1	-	10-20
10	3	1	1	4	3	2	2	2	3	-	20-30
9	2	5	2	16	10	5	5	1	2	-	30-60
-	-	1	(Z)	1	(Z)	-	-	-	-	-	60-90
-	-	-	-	-	-	-	-	-	-	-	90+
(Z)	(Z)	1	(Z)	5	4	5	7	(Z)	(Z)	1	UK
55	13	68	26	98	70	25	30	11	22	7	36442
2	(Z)	1	(Z)	2	2	2	2	(Z)	(Z)	-	0-.5
3	1	1	1	4	3	(Z)	1	(Z)	(Z)	-	.5-1
7	2	11	4	12	9	2	2	2	4	-	1-5
(Z)	(Z)	4	1	(Z)	(Z)	(Z)	1	2	4	-	5-10
4	1	-	-	1	1	(Z)	(Z)	-	-	-	10-20
16	3	1	(Z)	22	16	-	-	-	-	-	20-30
-	-	(Z)	(Z)	(Z)	(Z)	(Z)	(Z)	(Z)	(Z)	-	30-60
23	5	50	19	55	39	20	24	7	14	7	UK

BUREAU OF THE OFFICE

TABLE 3. SHIPMENTS BY MANUFACTURING ESTABLISHMENTS--COMMODITIES AND WEIGHT OF SHIPMENT BY DISTANCE SHIPPED: 1977--CON.

TCC CODE	COMMODITY AND WEIGHT OF SHIPMENT	ALL SHIPMENTS				TONS (THOUSANDS) AND TON-MILES (MILLIONS) BY DISTANCE OF SHIPMENT			
		TONS (THOU- SANDS) (A)	TON-MILES (MIL- LIONS) (B)	STANDARD ERROR (PERCENT) FOR COLUMNS--		UNDER 100 MILES		100 TO 199 MILES	
				(A)	(B)	TONS	TON- MILES	TONS	TON- MILES
36449	NONCURRENT-CARRYING WIRING DEVICES, NEC.	236	147	10	12	25	1	20	3
	UNDER 500 POUNDS . . . . .	14	4	38	34	4	(Z)	2	(Z)
	500 TO 999 POUNDS . . . . .	11	3	34	31	5	(Z)	2	(Z)
	1,000 TO 4,999 POUNDS . . . . .	21	8	27	31	5	(Z)	3	1
	5,000 TO 9,999 POUNDS . . . . .	8	4	65	61	-	-	-	-
	10,000 TO 19,999 POUNDS . . . . .	17	10	87	74	-	-	-	-
	20,000 TO 29,999 POUNDS . . . . .	12	7	37	37	-	-	3	(Z)
	30,000 TO 59,999 POUNDS . . . . .	61	48	22	28	-	-	6	1
	SHIPMENT WEIGHT UNKNOWN . . . . .	92	63	14	19	11	1	4	1
365	RADIO AND TELEVISION RECEIVING SETS.	1 057	749	7	8	111	3	103	16
	UNDER 500 POUNDS . . . . .	59	46	22	21	8	(Z)	4	1
	500 TO 999 POUNDS . . . . .	41	28	28	33	11	(Z)	3	(Z)
	1,000 TO 4,999 POUNDS . . . . .	145	124	28	22	15	1	14	2
	5,000 TO 9,999 POUNDS . . . . .	90	51	20	18	16	1	5	1
	10,000 TO 19,999 POUNDS . . . . .	282	173	7	11	19	1	21	3
	20,000 TO 29,999 POUNDS . . . . .	196	110	5	9	18	(Z)	24	4
	30,000 TO 59,999 POUNDS . . . . .	65	63	19	23	3	(Z)	3	1
	SHIPMENT WEIGHT UNKNOWN . . . . .	178	156	23	29	22	1	29	4
3651	RADIO AND TELEVISION RECEIVING SETS.	869	618	6	7	63	2	86	13
	UNDER 500 POUNDS . . . . .	33	27	31	30	2	(Z)	2	(Z)
	500 TO 999 POUNDS . . . . .	24	22	37	36	1	(Z)	2	(Z)
	1,000 TO 4,999 POUNDS . . . . .	105	83	32	29	9	(Z)	9	2
	5,000 TO 9,999 POUNDS . . . . .	70	49	21	22	12	(Z)	3	(Z)
	10,000 TO 19,999 POUNDS . . . . .	302	198	6	12	11	(Z)	23	3
	20,000 TO 29,999 POUNDS . . . . .	190	104	6	9	18	(Z)	22	4
	30,000 TO 59,999 POUNDS . . . . .	46	46	24	28	-	-	3	1
	SHIPMENT WEIGHT UNKNOWN . . . . .	98	89	23	17	10	(Z)	21	3
36511	HOUSEHOLD AND AUTOMOTIVE RADIOS AND PHONOGRAPHS.	322	229	14	14	29	1	48	8
	UNDER 500 POUNDS . . . . .	25	20	40	40	1	(Z)	1	(Z)
	500 TO 999 POUNDS . . . . .	14	11	56	53	1	(Z)	1	(Z)
	1,000 TO 4,999 POUNDS . . . . .	51	40	27	22	6	(Z)	4	1
	5,000 TO 9,999 POUNDS . . . . .	50	38	26	31	9	(Z)	2	(Z)
	10,000 TO 19,999 POUNDS . . . . .	125	95	17	25	2	(Z)	14	2
	20,000 TO 29,999 POUNDS . . . . .	15	11	45	78	-	-	9	2
	30,000 TO 59,999 POUNDS . . . . .	7	2	66	73	-	-	3	1
	SHIPMENT WEIGHT UNKNOWN . . . . .	35	11	43	53	9	(Z)	13	2
36512	HOUSEHOLD TELEVISION RECEIVERS AND COMBINATIONS.	547	389	6	7	34	1	37	6
	UNDER 500 POUNDS . . . . .	8	7	22	26	(Z)	(Z)	1	(Z)
	500 TO 999 POUNDS . . . . .	10	11	30	34	(Z)	(Z)	1	(Z)
	1,000 TO 4,999 POUNDS . . . . .	54	42	40	39	3	(Z)	5	1
	5,000 TO 9,999 POUNDS . . . . .	20	11	24	28	3	(Z)	1	(Z)
	10,000 TO 19,999 POUNDS . . . . .	177	103	5	9	9	(Z)	9	1
	20,000 TO 29,999 POUNDS . . . . .	174	93	8	11	18	(Z)	13	2
	30,000 TO 59,999 POUNDS . . . . .	40	44	29	31	-	-	4	-
	SHIPMENT WEIGHT UNKNOWN . . . . .	63	78	11	13	(Z)	(Z)	8	1
36521	PHONOGRAPH RECORDS, RECORD BLANKS, PRERECORDED TAPES *	208	149	14	21	36	1	24	4
	UNDER 500 POUNDS . . . . .	23	16	16	18	6	(Z)	2	(Z)
	500 TO 999 POUNDS . . . . .	12	2	35	32	9	(Z)	1	(Z)
	1,000 TO 4,999 POUNDS . . . . .	29	31	30	41	4	(Z)	3	(Z)
	5,000 TO 9,999 POUNDS . . . . .	27	8	46	45	3	(Z)	2	(Z)
	10,000 TO 19,999 POUNDS . . . . .	18	6	43	35	6	(Z)	4	1
	20,000 TO 29,999 POUNDS . . . . .	9	8	28	41	-	-	3	(Z)
	30,000 TO 59,999 POUNDS . . . . .	17	15	24	37	2	(Z)	-	-
	SHIPMENT WEIGHT UNKNOWN . . . . .	74	62	32	46	7	(Z)	9	1
366	COMMUNICATION EQUIPMENT.	810	549	11	10	141	5	76	12
	UNDER 500 POUNDS . . . . .	104	72	19	15	16	1	16	3
	500 TO 999 POUNDS . . . . .	45	32	14	14	7	(Z)	3	(Z)
	1,000 TO 4,999 POUNDS . . . . .	108	70	19	17	24	1	8	1
	5,000 TO 9,999 POUNDS . . . . .	34	26	34	29	7	(Z)	2	(Z)
	10,000 TO 19,999 POUNDS . . . . .	104	68	22	30	25	1	4	1
	20,000 TO 29,999 POUNDS . . . . .	123	76	10	15	10	(Z)	18	3
	30,000 TO 59,999 POUNDS . . . . .	78	62	20	26	5	(Z)	8	1
	60,000 TO 89,999 POUNDS . . . . .	8	6	68	69	(Z)	(Z)	-	-
	90,000 POUNDS AND OVER . . . . .	18	1	100	100	18	1	-	-
	SHIPMENT WEIGHT UNKNOWN . . . . .	188	137	24	19	28	1	17	3
3661	TELEPHONE AND TELEGRAPH EQUIPMENT.	412	302	7	9	38	1	16	3
	UNDER 500 POUNDS . . . . .	22	19	12	10	2	(Z)	1	(Z)
	500 TO 999 POUNDS . . . . .	17	14	14	17	2	(Z)	1	(Z)
	1,000 TO 4,999 POUNDS . . . . .	47	34	17	15	3	(Z)	2	(Z)
	5,000 TO 9,999 POUNDS . . . . .	14	10	26	44	1	(Z)	1	(Z)
	10,000 TO 19,999 POUNDS . . . . .	68	56	19	23	4	(Z)	3	1
	20,000 TO 29,999 POUNDS . . . . .	93	65	12	16	5	(Z)	5	1
	30,000 TO 59,999 POUNDS . . . . .	66	58	24	29	2	(Z)	2	(Z)
	60,000 TO 89,999 POUNDS . . . . .	7	5	69	69	-	-	-	-
	SHIPMENT WEIGHT UNKNOWN . . . . .	78	40	13	19	18	(Z)	1	(Z)
36611	TELEPHONE SWITCHING EQUIPMENT.	187	138	8	10	22	1	6	1
	UNDER 500 POUNDS . . . . .	8	6	19	18	(Z)	(Z)	(Z)	(Z)
	500 TO 999 POUNDS . . . . .	9	8	15	17	(Z)	(Z)	(Z)	(Z)
	1,000 TO 4,999 POUNDS . . . . .	26	22	9	12	2	(Z)	1	(Z)
	5,000 TO 9,999 POUNDS . . . . .	5	3	29	37	(Z)	(Z)	1	(Z)
	10,000 TO 19,999 POUNDS . . . . .	47	38	21	27	1	(Z)	3	1
	20,000 TO 29,999 POUNDS . . . . .	33	25	21	22	4	(Z)	(Z)	(Z)
	30,000 TO 59,999 POUNDS . . . . .	14	9	39	44	2	(Z)	-	-
	SHIPMENT WEIGHT UNKNOWN . . . . .	46	26	20	26	12	(Z)	1	(Z)
36612	TELEPHONE AND TELEGRAPH EQUIPMENT.	225	165	9	11	16	(Z)	10	2
	UNDER 500 POUNDS . . . . .	15	12	18	16	2	(Z)	1	(Z)
	500 TO 999 POUNDS . . . . .	8	6	22	29	1	(Z)	1	(Z)
	1,000 TO 4,999 POUNDS . . . . .	21	13	31	27	1	(Z)	1	(Z)

TONS (THOUSANDS) AND TON-MILES (MILLIONS) BY DISTANCE OF SHIPMENT--CON.

200 TO 299 MILES		300 TO 499 MILES		500 TO 999 MILES		1,000 TO 1,499 MILES		1,500 MILES AND OVER		MILEAGE UNKNOWN	TCC CODE AND WT.
TONS	TON-MILES	TONS	TON-MILES	TONS	TON-MILES	TONS	TON-MILES	TONS	TON-MILES	TONS	
33	8	44	18	78	56	11	13	24	47	(Z)	36449
3	1	3	1	2	1	(Z)	(Z)	(Z)	(Z)	-	0-.5
1	(Z)	2	1	1	1	(Z)	(Z)	(Z)	1	-	.5-1
1	(Z)	3	1	7	4	1	1	(Z)	1	-	1-5
3	1	4	2	-	-	(Z)	(Z)	3	1	-	5-10
14	3	-	-	(Z)	(Z)	(Z)	(Z)	7	7	-	10-20
2	(Z)	2	1	5	4	-	-	(Z)	9	-	20-30
6	1	15	7	22	17	3	3	9	18	-	30-60
4	1	15	6	40	28	6	8	11	19	(Z)	UK
106	26	175	69	300	207	101	122	155	305	6	365
6	1	9	4	17	12	5	6	12	22	-	0-.5
2	1	6	2	9	7	5	6	6	11	-	.5-1
13	3	21	9	27	20	21	27	33	62	-	1-5
22	6	9	3	20	13	12	14	7	13	-	5-10
39	9	68	28	89	62	21	24	24	45	1	10-20
17	4	37	13	73	49	16	17	12	21	-	20-30
2	(Z)	10	4	23	15	5	6	19	37	-	30-60
5	1	15	6	42	28	18	22	43	94	5	UK
80	20	165	65	262	181	95	112	114	226	4	3651
4	1	6	2	11	8	3	3	6	12	-	0-.5
2	(Z)	4	2	7	5	3	3	5	11	-	.5-1
12	3	20	8	23	17	12	13	20	39	-	1-5
6	1	10	4	20	13	13	15	8	15	-	5-10
40	10	76	31	96	67	28	32	28	54	-	10-20
16	4	36	13	73	49	16	18	9	15	-	20-30
-	-	7	3	17	11	5	6	14	26	-	30-60
1	(Z)	6	2	16	10	16	20	23	53	4	UK
21	5	57	23	73	52	45	52	45	88	4	36511
3	1	5	2	8	6	2	2	5	9	-	0-.5
(Z)	(Z)	3	1	5	4	1	1	2	5	-	.5-1
6	1	7	3	11	8	7	8	9	19	-	1-5
3	1	7	3	9	7	13	15	7	12	-	5-10
8	2	30	12	37	25	17	20	16	34	-	10-20
-	-	(Z)	(Z)	1	1	1	1	4	7	-	20-30
-	-	4	2	-	-	-	-	-	-	-	30-60
(Z)	(Z)	1	1	3	2	3	3	2	3	4	UK
59	15	108	42	189	129	50	59	69	137	(Z)	36512
1	(Z)	1	(Z)	3	2	1	1	2	3	-	0-.5
1	(Z)	2	1	2	2	1	2	3	6	-	.5-1
6	1	13	5	12	9	4	5	11	21	-	1-5
3	1	2	1	10	6	-	-	1	3	-	5-10
32	8	46	19	59	42	10	12	11	21	-	10-20
16	4	36	13	71	48	15	17	5	8	-	20-30
-	-	3	1	17	11	5	6	14	26	-	30-60
1	(Z)	5	2	13	8	13	17	22	50	(Z)	UK
29	8	19	8	46	32	5	7	47	90	1	36521
2	(Z)	3	1	5	4	1	2	5	9	-	0-.5
1	(Z)	(Z)	(Z)	1	1	(Z)	1	(Z)	1	-	.5-1
1	(Z)	1	(Z)	4	3	2	3	14	24	-	1-5
18	5	1	(Z)	2	1	(Z)	(Z)	(Z)	(Z)	-	5-10
2	(Z)	2	1	2	1	-	-	2	3	1	10-20
1	(Z)	1	(Z)	1	1	-	-	4	6	-	20-30
2	(Z)	3	2	5	3	-	-	5	9	-	30-60
3	1	8	3	27	19	1	1	18	37	(Z)	UK
45	11	95	38	237	171	127	152	81	160	8	366
7	2	12	5	26	19	11	13	15	30	(Z)	0-.5
5	1	4	1	13	10	8	9	5	9	-	.5-1
10	3	18	7	21	15	14	18	13	25	-	1-5
4	1	3	1	6	4	5	6	7	14	-	5-10
3	1	6	2	37	26	23	27	6	10	-	10-20
4	1	24	10	38	26	27	33	2	4	-	20-30
3	1	3	1	33	23	16	18	11	17	-	30-60
-	-	-	-	8	6	-	-	-	-	-	60-90
-	-	-	-	-	-	-	-	-	-	-	90+
10	2	25	10	54	43	23	28	23	51	8	UK
21	5	48	20	172	122	85	102	27	50	4	3661
2	(Z)	3	1	7	5	4	5	3	6	-	0-.5
1	(Z)	1	1	6	5	4	5	2	3	-	.5-1
4	1	8	3	15	11	12	15	2	4	-	1-5
1	(Z)	1	1	5	3	3	3	1	3	-	5-10
2	1	3	1	34	23	19	22	4	8	-	10-20
2	1	18	8	36	24	24	30	1	3	-	20-30
3	1	3	1	30	21	15	18	11	17	-	30-60
-	-	-	-	7	5	-	-	-	-	-	60-90
6	1	11	4	31	23	4	4	3	6	4	UK
10	3	16	6	82	62	44	54	6	11	-	36611
(Z)	(Z)	1	(Z)	3	2	2	3	1	1	-	0-.5
(Z)	(Z)	1	(Z)	3	3	3	4	1	1	-	.5-1
2	(Z)	3	1	8	6	10	12	1	2	-	1-5
1	(Z)	-	-	2	2	1	1	-	-	-	5-10
1	(Z)	2	1	23	16	14	16	2	4	-	10-20
-	-	5	2	14	10	9	12	(Z)	1	-	20-30
1	(Z)	-	-	7	5	3	4	-	-	-	30-60
4	1	5	2	21	18	3	3	1	2	-	UK
11	3	32	13	90	60	41	48	21	39	4	36612
1	(Z)	2	1	5	3	2	2	2	5	-	0-.5
1	(Z)	1	(Z)	3	2	1	1	1	2	-	.5-1
2	1	6	2	7	5	2	3	1	2	-	1-5

BUREAU OF ECONOMIC ANALYSIS



TABLE 3. SHIPMENTS BY MANUFACTURING ESTABLISHMENTS--COMMODITIES AND WEIGHT OF SHIPMENT BY DISTANCE SHIPPED: 1977--CON.

TCC CODE	COMMODITY AND WEIGHT OF SHIPMENT	ALL SHIPMENTS				TONS (THOUSANDS) AND TDN-MILES (MILLIONS) BY DISTANCE OF SHIPMENT			
		TONS (THOUSANDS) (A)	TON-MILES (MILLIONS) (B)	STANDARD ERROR (PERCENT) FOR COLUMNS--		UNDER 100 MILES		100 TO 199 MILES	
				(A)	(B)	TONS	TON-MILES	TDNS	TDN-MILES
36612	TELEPHONE AND TELEGRAPH EQUIPMENT.								
	5,000 TO 9,999 POUNDS . . . . .	8	8	29	50	1	(Z)	-	-
	10,000 TO 19,999 POUNDS . . . . .	21	18	20	23	2	(Z)	-	-
	20,000 TO 29,999 POUNDS . . . . .	60	40	17	20	1	(Z)	5	1
	30,000 TO 59,999 POUNDS . . . . .	52	48	24	30	-	-	2	(Z)
	60,000 TO 89,999 POUNDS . . . . .	7	5	69	69	-	-	-	-
	SHIPMENT WEIGHT UNKNOWN . . . . .	32	14	5	12	7	(Z)	1	(Z)
36621	RADIO AND TV COMMUNICATION EQUIPMENT *	382	232	23	22	101	3	59	9
	UNDER 500 POUNDS . . . . .	77	50	23	19	14	(Z)	15	3
	500 TO 999 POUNDS . . . . .	27	17	19	21	5	(Z)	2	(Z)
	1,000 TO 4,999 POUNDS . . . . .	61	34	30	28	20	1	7	1
	5,000 TO 9,999 POUNDS . . . . .	18	11	46	43	6	(Z)	1	(Z)
	10,000 TO 19,999 POUNDS . . . . .	32	9	47	77	21	1	1	(Z)
	20,000 TO 29,999 POUNDS . . . . .	28	9	34	40	4	(Z)	13	2
	30,000 TO 59,999 POUNDS . . . . .	11	3	35	58	2	(Z)	6	1
	60,000 TO 89,999 POUNDS . . . . .	(Z)	(Z)	100	100	(Z)	(Z)	-	-
	90,000 POUNDS AND OVER . . . . .	19	1	100	100	19	1	-	-
	SHIPMENT WEIGHT UNKNOWN . . . . .	110	97	38	28	9	(Z)	15	2
367	ELECTRONIC COMPONENTS AND ACCESSORIES.	802	430	11	11	232	9	57	8
	UNDER 500 POUNDS . . . . .	122	93	11	10	24	1	13	2
	500 TO 999 POUNDS . . . . .	44	29	20	19	10	(Z)	3	(Z)
	1,000 TO 4,999 POUNDS . . . . .	129	74	21	23	41	2	14	2
	5,000 TO 9,999 POUNDS . . . . .	71	45	20	34	23	1	10	1
	10,000 TO 19,999 POUNDS . . . . .	68	32	50	31	35	2	(Z)	(Z)
	20,000 TO 29,999 POUNDS . . . . .	54	23	12	18	12	1	6	1
	30,000 TO 59,999 POUNDS . . . . .	66	36	22	25	11	1	2	(Z)
	60,000 TO 89,999 POUNDS . . . . .	6	2	100	100	-	-	-	-
	90,000 POUNDS AND OVER . . . . .	68	27	77	97	13	1	-	-
	SHIPMENT WEIGHT UNKNOWN . . . . .	174	70	10	9	62	1	8	1
36711	ELECTRONIC TUBES, EXC. X-RAY TUBES *	182	86	12	19	37	1	10	1
	UNDER 500 POUNDS . . . . .	4	4	33	43	(Z)	(Z)	(Z)	(Z)
	500 TO 999 POUNDS . . . . .	1	1	46	64	(Z)	(Z)	(Z)	(Z)
	1,000 TO 4,999 POUNDS . . . . .	15	12	46	49	1	(Z)	(Z)	(Z)
	5,000 TO 9,999 POUNDS . . . . .	12	10	45	59	1	(Z)	(Z)	(Z)
	10,000 TO 19,999 POUNDS . . . . .	5	3	60	43	(Z)	(Z)	(Z)	(Z)
	20,000 TO 29,999 POUNDS . . . . .	44	16	13	17	8	(Z)	6	1
	30,000 TO 59,999 POUNDS . . . . .	39	22	32	36	2	(Z)	2	(Z)
	SHIPMENT WEIGHT UNKNOWN . . . . .	61	17	2	5	24	(Z)	1	(Z)
36741	SOLID STATE SEMICONDUCTOR DEVICES *	68	68	20	38	13	(Z)	8	1
	UNDER 500 POUNDS . . . . .	24	25	12	11	2	(Z)	3	(Z)
	500 TO 999 POUNDS . . . . .	10	10	30	36	2	(Z)	(Z)	(Z)
	1,000 TO 4,999 POUNDS . . . . .	7	10	57	67	1	(Z)	(Z)	(Z)
	5,000 TO 9,999 POUNDS . . . . .	8	11	71	97	-	-	3	(Z)
	10,000 TO 19,999 POUNDS . . . . .	3	7	100	100	-	-	-	-
	SHIPMENT WEIGHT UNKNOWN . . . . .	16	5	23	21	9	(Z)	2	(Z)
36791	MISC. ELECTRONIC COMPONENTS AND ACCESSORIES *	579	284	14	13	195	8	43	6
	UNDER 500 POUNDS . . . . .	102	66	14	13	25	1	10	2
	500 TO 999 POUNDS . . . . .	37	19	26	28	8	(Z)	3	(Z)
	1,000 TO 4,999 POUNDS . . . . .	113	52	24	24	48	2	12	2
	5,000 TO 9,999 POUNDS . . . . .	51	23	27	32	21	1	8	1
	10,000 TO 19,999 POUNDS . . . . .	60	22	56	38	35	2	-	-
	20,000 TO 29,999 POUNDS . . . . .	12	8	42	40	5	(Z)	-	-
	30,000 TO 59,999 POUNDS . . . . .	30	16	33	38	9	(Z)	-	-
	60,000 TO 89,999 POUNDS . . . . .	6	2	100	100	-	-	-	-
	90,000 POUNDS AND OVER . . . . .	67	27	77	97	12	1	-	-
	SHIPMENT WEIGHT UNKNOWN . . . . .	100	48	15	11	31	1	9	1
369	MISCELLANEOUS ELECTRICAL MACHINERY, EQUIP., SUPPLIES	2 524	962	9	11	607	19	407	61
	UNDER 500 POUNDS . . . . .	82	48	9	13	14	1	11	2
	500 TO 999 POUNDS . . . . .	66	30	11	15	30	1	12	2
	1,000 TO 4,999 POUNDS . . . . .	459	180	13	14	143	4	91	14
	5,000 TO 9,999 POUNDS . . . . .	370	133	12	17	97	3	66	9
	10,000 TO 19,999 POUNDS . . . . .	353	112	14	11	111	3	66	9
	20,000 TO 29,999 POUNDS . . . . .	253	101	16	22	56	1	26	4
	30,000 TO 59,999 POUNDS . . . . .	679	260	12	15	143	4	122	20
	60,000 TO 89,999 POUNDS . . . . .	27	7	43	43	7	(Z)	8	1
	90,000 POUNDS AND OVER . . . . .	127	53	30	44	38	1	-	-
	SHIPMENT WEIGHT UNKNOWN . . . . .	109	38	35	37	23	1	6	1
36911	STORAGE BATTERIES AND PLATES *	1 548	492	13	16	446	14	300	43
	UNDER 500 POUNDS . . . . .	21	7	17	14	6	(Z)	5	1
	500 TO 999 POUNDS . . . . .	40	12	17	20	11	1	9	1
	1,000 TO 4,999 POUNDS . . . . .	336	104	18	20	90	4	73	11
	5,000 TO 9,999 POUNDS . . . . .	287	90	15	23	79	3	60	8
	10,000 TO 19,999 POUNDS . . . . .	274	70	19	19	103	3	61	9
	20,000 TO 29,999 POUNDS . . . . .	177	61	21	30	45	1	25	4
	30,000 TO 59,999 POUNDS . . . . .	294	118	24	26	68	2	54	8
	60,000 TO 89,999 POUNDS . . . . .	22	6	55	56	6	(Z)	9	1
	90,000 POUNDS AND OVER . . . . .	64	13	41	43	33	1	-	-
	SHIPMENT WEIGHT UNKNOWN . . . . .	33	10	92	99	4	(Z)	4	1
36921	PRIMARY BATTERIES, DRY AND WET *	131	91	18	18	7	(Z)	5	1
	UNDER 500 POUNDS . . . . .	2	2	17	20	(Z)	(Z)	(Z)	(Z)
	500 TO 999 POUNDS . . . . .	2	1	26	28	(Z)	(Z)	(Z)	(Z)
	1,000 TO 4,999 POUNDS . . . . .	9	7	20	20	(Z)	(Z)	1	(Z)
	5,000 TO 9,999 POUNDS . . . . .	9	7	21	28	1	(Z)	1	(Z)
	10,000 TO 19,999 POUNDS . . . . .	8	4	48	44	-	-	2	(Z)
	20,000 TO 29,999 POUNDS . . . . .	13	7	36	38	1	(Z)	(Z)	(Z)
	30,000 TO 59,999 POUNDS . . . . .	84	61	22	21	3	(Z)	1	(Z)
	90,000 POUNDS AND OVER . . . . .	2	1	100	100	-	-	-	-
	SHIPMENT WEIGHT UNKNOWN . . . . .	2	(Z)	91	59	1	(Z)	(Z)	(Z)
36931	X-RAY APPARATUS AND TUBES *	58	37	22	23	15	(Z)	6	1

TONS (THOUSANDS) AND TON-MILES (MILLIONS) BY DISTANCE OF SHIPMENT--CON.

200 TO 299 MILES		300 TO 499 MILES		500 TO 999 MILES		1,000 TO 1,499 MILES		1,500 MILES AND OVER		MILEAGE UNKNOWN	TCC CODE AND WT.
TONS	TON-MILES	TONS	TON-MILES	TONS	TON-MILES	TONS	TON-MILES	TONS	TON-MILES	TONS	
-	-	1	1	3	2	2	3	1	3	-	36612
1	(Z)	1	(Z)	10	7	5	7	2	4	-	5-10
2	1	13	5	23	15	15	17	1	2	-	10-20
1	(Z)	3	1	23	16	12	14	11	17	-	20-30
-	-	-	-	-	7	-	-	-	-	-	30-60
2	(Z)	6	2	9	5	1	2	2	4	4	UK
24	6	45	18	61	47	36	43	52	106	4	36621
5	1	8	3	18	12	6	7	11	23	(Z)	0-.5
4	1	3	1	7	5	3	4	3	6	-	.5-1
6	1	10	4	5	4	2	2	11	22	-	1-5
2	1	2	1	1	1	2	2	3	6	-	5-10
1	(Z)	3	1	3	2	1	1	2	3	-	10-20
1	(Z)	5	2	1	1	2	3	1	1	-	20-30
-	-	-	-	-	-	-	-	-	-	-	30-60
-	-	-	-	-	-	-	-	-	-	-	60-90
-	-	-	-	-	-	-	-	-	-	-	90+
4	1	14	6	24	20	19	23	21	45	4	UK
39	9	187	81	140	95	82	100	60	127	4	367
8	2	12	5	26	19	18	23	20	41	(Z)	0-.5
5	1	5	2	10	7	8	10	3	7	(Z)	.5-1
5	1	15	5	26	18	13	17	14	29	(Z)	1-5
2	(Z)	9	4	8	5	10	12	10	21	-	5-10
1	(Z)	12	4	10	6	5	6	6	13	-	10-20
7	1	15	7	9	6	4	5	1	2	-	20-30
1	(Z)	11	5	34	22	7	9	-	-	-	30-60
-	-	6	2	-	-	-	-	-	-	-	60-90
-	-	55	26	-	-	-	-	-	-	-	90+
12	3	47	20	17	12	17	19	7	14	3	UK
10	2	55	24	51	33	15	19	3	6	(Z)	36711
1	(Z)	(Z)	(Z)	1	(Z)	1	1	1	1	(Z)	0-.5
(Z)	(Z)	(Z)	(Z)	(Z)	(Z)	5	6	(Z)	(Z)	-	.5-1
1	(Z)	1	(Z)	7	7	6	7	(Z)	1	-	1-5
1	(Z)	1	(Z)	1	1	6	7	1	1	-	5-10
1	(Z)	(Z)	(Z)	3	2	(Z)	(Z)	(Z)	1	-	10-20
7	1	14	6	7	5	1	2	(Z)	1	-	20-30
(Z)	(Z)	4	2	30	19	1	1	-	-	-	30-60
(Z)	(Z)	33	15	2	1	1	1	(Z)	1	-	UK
1	(Z)	4	2	6	5	17	23	18	38	1	36741
1	(Z)	1	1	3	3	8	11	6	10	-	0-.5
-	-	1	(Z)	2	1	5	7	1	2	-	.5-1
(Z)	(Z)	(Z)	(Z)	(Z)	(Z)	4	5	2	5	-	1-5
-	-	-	-	-	-	-	-	5	11	-	5-10
-	-	-	-	-	-	-	-	3	7	-	10-20
(Z)	(Z)	1	1	1	1	(Z)	(Z)	1	3	1	UK
31	8	130	56	89	62	46	55	42	88	3	36791
7	2	12	5	26	18	8	9	14	29	(Z)	0-.5
6	2	5	2	9	6	3	3	3	6	(Z)	.5-1
4	1	14	5	18	12	5	6	12	24	(Z)	1-5
(Z)	(Z)	8	3	5	3	4	5	5	10	-	5-10
(Z)	(Z)	12	4	7	4	5	6	3	5	-	10-20
-	-	1	(Z)	3	2	3	3	1	2	-	20-30
1	(Z)	7	3	7	5	5	7	-	-	-	30-60
-	-	6	2	-	-	-	-	-	-	-	60-90
-	-	56	27	-	-	-	-	-	-	-	90+
12	3	10	4	16	11	15	16	6	12	2	UK
430	102	465	181	418	279	67	81	118	239	12	369
7	2	12	5	25	18	5	7	7	15	(Z)	0-.5
9	2	11	7	11	7	2	7	5	11	-	.5-1
65	16	97	38	69	47	10	11	25	49	-	1-5
56	14	73	27	52	34	10	13	15	32	-	5-10
51	13	59	23	47	30	7	8	12	26	-	10-20
38	9	60	23	53	35	10	11	9	18	-	20-30
137	31	101	40	134	91	12	15	30	60	-	30-60
4	1	-	-	7	4	1	1	-	-	-	60-90
30	7	37	16	7	6	-	-	12	22	-	90+
33	7	14	5	10	6	10	13	3	5	12	UK
221	54	297	113	205	134	32	38	47	96	1	36911
3	1	4	2	2	2	1	1	(Z)	1	-	0-.5
6	2	9	3	3	2	1	1	1	2	-	.5-1
53	13	67	26	37	25	5	6	9	19	-	1-5
41	10	61	23	33	22	7	8	7	16	-	5-10
36	9	37	14	27	17	3	4	7	15	-	10-20
22	5	40	15	34	21	7	7	4	8	-	20-30
41	9	54	21	51	34	8	10	18	35	-	30-60
-	-	-	-	6	4	1	1	-	-	-	60-90
11	3	15	6	6	4	-	-	-	-	-	90+
6	2	10	3	7	4	-	-	-	-	1	UK
8	2	42	17	47	33	8	9	13	28	1	36921
(Z)	(Z)	(Z)	(Z)	1	1	(Z)	(Z)	(Z)	1	-	0-.5
(Z)	(Z)	(Z)	(Z)	(Z)	(Z)	(Z)	(Z)	(Z)	1	-	.5-1
1	(Z)	2	1	4	3	1	1	1	2	-	1-5
(Z)	(Z)	2	1	4	3	1	1	1	3	-	5-10
1	(Z)	2	1	2	1	2	2	-	-	-	10-20
(Z)	(Z)	5	2	3	2	2	3	(Z)	(Z)	-	20-30
6	2	28	11	34	23	2	3	10	21	-	30-60
-	-	2	1	-	-	-	-	-	-	-	90+
(Z)	(Z)	1	(Z)	(Z)	(Z)	(Z)	(Z)	(Z)	(Z)	1	UK
5	1	8	4	11	8	5	6	8	18	(Z)	36931

BUREAU OF ECONOMIC ANALYSIS

TABLE 3. SHIPMENTS BY MANUFACTURING ESTABLISHMENTS--COMMODITIES AND WEIGHT OF SHIPMENT BY DISTANCE SHIPPED: 1977--CON.

TCC CODE	COMMODITY AND WEIGHT OF SHIPMENT	ALL SHIPMENTS				TDNS (THOUSANDS) AND TON-MILES (MILLIONS) BY DISTANCE OF SHIPMENT			
		TONS (THOU- SANDS) (A)	TON-MILES (MIL- LIONS) (B)	STANDARD ERROR (PERCENT) FOR COLUMNS--		UNDER 100 MILES		100 TO 199 MILES	
				(A)	(B)	TONS	TDN- MILES	TONS	TDN- MILES
36931	X-RAY APPARATUS AND TUBES *								
	UNDER 500 POUNDS . . . . .	13	11	26	30	2	(Z)	1	(Z)
	500 TO 999 POUNDS . . . . .	4	4	27	32	(Z)	(Z)	1	(Z)
	1,000 TO 4,999 POUNDS . . . . .	11	8	23	22	1	(Z)	2	(Z)
	5,000 TO 9,999 POUNDS . . . . .	6	4	26	41	(Z)	(Z)	1	(Z)
	10,000 TO 19,999 POUNDS . . . . .	7	5	62	55	-	-	-	-
	20,000 TO 29,999 POUNDS . . . . .	(Z)	(Z)	100	100	-	-	(Z)	(Z)
	SHIPMENT WEIGHT UNKNOW. . . . .	16	5	23	46	12	(Z)	(Z)	(Z)
36941	ELECTRICAL EQUIPMENT FOR INTERNAL COMBUSTION ENGINES *	598	262	7	12	100	4	90	15
	UNDER 500 POUNDS . . . . .	36	22	14	16	4	(Z)	4	1
	500 TO 999 POUNDS . . . . .	15	9	17	16	3	(Z)	2	(Z)
	1,000 TO 4,999 POUNDS . . . . .	70	42	19	34	8	(Z)	11	2
	5,000 TO 9,999 POUNDS . . . . .	46	21	16	20	13	1	6	1
	10,000 TO 19,999 POUNDS . . . . .	61	32	13	21	5	(Z)	6	1
	20,000 TO 29,999 POUNDS . . . . .	56	32	21	29	7	(Z)	1	(Z)
	30,000 TO 59,999 POUNDS . . . . .	233	53	14	14	57	2	60	10
	60,000 TO 89,999 POUNDS . . . . .	6	2	55	59	-	-	-	-
	90,000 POUNDS AND OVER . . . . .	55	38	42	59	-	-	-	-
	SHIPMENT WEIGHT UNKNOW. . . . .	21	11	39	98	2	(Z)	-	-
36999	ELECTRICAL MACHINERY AND SUPPLIES, NEC *	79	41	42	33	9	(Z)	5	1
	UNDER 500 POUNDS . . . . .	9	6	25	30	1	(Z)	1	(Z)
	500 TO 999 POUNDS . . . . .	4	4	53	66	(Z)	(Z)	1	(Z)
	1,000 TO 4,999 POUNDS . . . . .	19	15	33	44	3	(Z)	1	(Z)
	5,000 TO 9,999 POUNDS . . . . .	2	1	61	72	(Z)	(Z)	(Z)	(Z)
	10,000 TO 19,999 POUNDS . . . . .	1	(Z)	67	86	(Z)	(Z)	(Z)	(Z)
	20,000 TO 29,999 POUNDS . . . . .	1	(Z)	100	100	(Z)	(Z)	-	-
	30,000 TO 59,999 POUNDS . . . . .	4	1	100	100	-	-	-	-
	SHIPMENT WEIGHT UNKNOW. . . . .	39	13	69	58	3	(Z)	2	(Z)
37	TRANSPORTATION EQUIPMENT	59 391	29 341	10	6	12 297	376	5 103	751
	UNDER 500 POUNDS . . . . .	363	211	23	17	76	2	81	11
	500 TO 999 POUNDS . . . . .	254	122	16	22	55	2	61	8
	1,000 TO 4,999 POUNDS . . . . .	11 099	5 988	2	2	1 724	62	1 270	195
	5,000 TO 9,999 POUNDS . . . . .	2 853	1 181	9	14	754	29	369	54
	10,000 TO 19,999 POUNDS . . . . .	3 764	1 654	10	12	872	31	463	66
	20,000 TO 29,999 POUNDS . . . . .	2 552	1 076	11	17	843	21	230	34
	30,000 TO 59,999 POUNDS . . . . .	11 408	5 656	15	16	2 866	108	899	130
	60,000 TO 89,999 POUNDS . . . . .	3 745	2 444	13	13	609	18	174	23
	90,000 POUNDS AND OVER . . . . .	5 855	3 546	12	12	1 074	33	617	88
	SHIPMENT WEIGHT UNKNOW. . . . .	17 499	7 464	25	16	3 425	71	939	143
371	MOTOR VEHICLES AND EQUIPMENT	50 734	26 075	7	6	10 207	327	4 172	614
	UNDER 500 POUNDS . . . . .	205	109	37	34	49	2	38	5
	500 TO 999 POUNDS . . . . .	174	78	24	35	34	1	47	6
	1,000 TO 4,999 POUNDS . . . . .	10 438	5 691	2	2	1 566	56	1 172	180
	5,000 TO 9,999 POUNDS . . . . .	2 272	915	11	18	615	24	291	42
	10,000 TO 19,999 POUNDS . . . . .	2 945	1 271	11	13	714	25	287	40
	20,000 TO 29,999 POUNDS . . . . .	2 217	941	9	20	743	18	175	27
	30,000 TO 59,999 POUNDS . . . . .	10 662	5 300	16	18	2 771	104	832	120
	60,000 TO 89,999 POUNDS . . . . .	3 467	2 386	13	13	418	17	160	21
	90,000 POUNDS AND OVER . . . . .	4 598	3 009	11	13	664	23	457	64
	SHIPMENT WEIGHT UNKNOW. . . . .	13 755	6 375	22	16	2 632	57	713	108
3711	MOTOR VEHICLES AND EQUIPMENT	22 205	14 189	2	3	2 500	89	1 784	272
	UNDER 500 POUNDS . . . . .	28	42	93	98	(Z)	(Z)	1	(Z)
	500 TO 999 POUNDS . . . . .	22	29	88	93	(Z)	(Z)	5	1
	1,000 TO 4,999 POUNDS . . . . .	9 013	5 095	1	2	1 199	44	999	156
	5,000 TO 9,999 POUNDS . . . . .	1 251	586	6	8	210	10	171	24
	10,000 TO 19,999 POUNDS . . . . .	832	431	5	8	132	4	66	10
	20,000 TO 29,999 POUNDS . . . . .	214	213	24	30	11	(Z)	10	1
	30,000 TO 59,999 POUNDS . . . . .	2 767	2 304	4	6	103	4	41	6
	60,000 TO 89,999 POUNDS . . . . .	1 665	1 544	7	9	-	-	-	-
	90,000 POUNDS AND OVER . . . . .	194	100	53	49	-	-	7	1
	SHIPMENT WEIGHT UNKNOW. . . . .	6 219	3 845	5	5	845	28	486	73
37111	MOTOR PASSENGER CARS, ASSEMBLED	14 934	9 745	1	3	1 724	61	1 190	183
	500 TO 999 POUNDS . . . . .	(Z)	(Z)	100	100	-	-	-	-
	1,000 TO 4,999 POUNDS . . . . .	6 954	4 004	1	2	904	33	723	114
	5,000 TO 9,999 POUNDS . . . . .	502	210	11	18	57	4	75	10
	10,000 TO 19,999 POUNDS . . . . .	22	9	47	76	8	(Z)	1	(Z)
	20,000 TO 29,999 POUNDS . . . . .	63	73	35	38	8	(Z)	3	(Z)
	30,000 TO 59,999 POUNDS . . . . .	1 383	1 058	8	8	49	1	41	6
	60,000 TO 89,999 POUNDS . . . . .	1 400	1 318	8	10	-	-	-	-
	90,000 POUNDS AND OVER . . . . .	43	28	86	97	-	-	7	1
	SHIPMENT WEIGHT UNKNOW. . . . .	4 568	3 045	3	5	697	22	340	51
37112	MOTOR TRUCKS AND TRUCK TRACTORS, ASSEMBLED	6 773	4 144	4	5	695	26	488	73
	UNDER 500 POUNDS . . . . .	(Z)	(Z)	100	100	-	-	-	-
	500 TO 999 POUNDS . . . . .	(Z)	(Z)	100	100	-	-	-	-
	1,000 TO 4,999 POUNDS . . . . .	1 902	1 019	2	4	277	11	208	31
	5,000 TO 9,999 POUNDS . . . . .	630	334	8	10	120	4	71	10
	10,000 TO 19,999 POUNDS . . . . .	784	412	6	8	119	3	60	9
	20,000 TO 29,999 POUNDS . . . . .	88	83	28	32	(Z)	(Z)	6	1
	30,000 TO 59,999 POUNDS . . . . .	1 369	1 229	7	10	51	2	-	-
	60,000 TO 89,999 POUNDS . . . . .	264	226	28	29	-	-	-	-
	90,000 POUNDS AND OVER . . . . .	146	69	66	59	-	-	-	-
	SHIPMENT WEIGHT UNKNOW. . . . .	1 589	772	14	16	128	6	143	21
37113	MOTOR COACHES, ASSEMBLED	160	140	36	44	22	(Z)	19	3
	UNDER 500 POUNDS . . . . .	26	41	100	100	-	-	1	(Z)
	500 TO 999 POUNDS . . . . .	20	28	100	100	-	-	5	1
	1,000 TO 4,999 POUNDS . . . . .	1	(Z)	100	100	1	(Z)	-	-
	5,000 TO 9,999 POUNDS . . . . .	35	17	68	71	3	(Z)	10	1
	10,000 TO 19,999 POUNDS . . . . .	6	2	86	89	-	-	2	(Z)
	20,000 TO 29,999 POUNDS . . . . .	48	49	33	50	(Z)	(Z)	(Z)	(Z)



TONS (THOUSANDS) AND TON-MILES (MILLIONS) BY DISTANCE OF SHIPMENT--CON.

200 TO 299 MILES		300 TO 499 MILES		500 TO 999 MILES		1,000 TO 1,499 MILES		1,500 MILES AND OVER		MILEAGE UNKNOWN	TCC CODE AND WT.
TONS	TON-MILES	TONS	TON-MILES	TONS	TON-MILES	TONS	TON-MILES	TONS	TON-MILES	TONS	
1	(Z)	1	(Z)	4	3	2	2	3	6	-	36931
(Z)	(Z)	(Z)	(Z)	1	1	(Z)	(Z)	1	2	-	0-.5
2	1	1	(Z)	3	2	1	1	2	4	-	.5-1
1	(Z)	(Z)	(Z)	1	1	1	1	1	2	-	1-5
-	-	4	2	2	1	-	-	1	2	-	5-10
-	-	-	-	-	-	-	-	-	-	-	10-20
(Z)	(Z)	1	(Z)	1	1	1	1	1	2	(Z)	20-30
151	34	83	35	106	73	19	25	40	76	10	36941
3	1	5	2	15	11	2	3	2	5	(Z)	0-.5
2	1	1	1	5	3	3	1	3	3	-	.5-1
8	2	14	6	16	11	1	10	18	8	-	1-5
8	4	4	9	4	9	2	5	4	8	-	5-10
12	2	14	6	19	12	(Z)	2	5	10	-	10-20
16	4	8	3	15	12	3	3	6	10	-	20-30
83	18	9	4	22	16	1	2	-	-	-	30-60
4	1	-	-	2	1	-	-	-	-	-	60-90
15	3	26	12	2	1	-	-	12	22	-	90+
(Z)	(Z)	1	1	(Z)	(Z)	7	10	-	-	10	UK
30	6	9	3	17	12	3	3	7	15	(Z)	36999
1	(Z)	1	(Z)	4	3	(Z)	1	1	2	-	0-.5
(Z)	(Z)	(Z)	(Z)	1	1	-	-	1	3	-	.5-1
(Z)	(Z)	2	1	8	6	1	1	3	7	-	1-5
(Z)	(Z)	(Z)	(Z)	1	(Z)	-	-	-	-	-	5-10
1	(Z)	-	-	-	-	-	-	-	-	-	10-20
(Z)	(Z)	-	-	-	-	-	-	-	-	-	20-30
-	-	4	1	-	-	-	-	-	-	-	30-60
27	6	1	1	3	2	1	2	1	3	(Z)	UK
9 410	2 298	9 898	3 987	12 829	8 734	3 173	3 854	4 775	9 342	1 906	37
22	5	46	18	61	43	28	33	49	99	(Z)	0-.5
28	7	38	15	35	25	19	19	21	46	-	.5-1
1 479	361	2 164	857	2 832	1 967	753	876	866	1 670	10	1-5
350	87	478	185	637	445	173	207	91	174	2	5-10
585	137	585	232	903	600	127	150	226	439	4	10-20
344	82	461	173	346	225	135	169	192	373	-	20-30
1 792	450	1 854	760	2 415	1 685	561	671	968	1 852	53	30-60
374	93	534	227	1 333	929	254	307	467	846	-	60-90
539	134	1 219	503	1 463	937	74	82	868	1 769	-	90+
3 896	942	2 519	1 017	2 805	1 877	1 051	1 340	1 028	2 074	1 836	UK
8 736	2 127	8 746	3 530	11 195	7 583	2 845	3 456	4 345	8 437	488	371
16	4	33	13	33	22	11	13	26	50	(Z)	0-.5
22	5	28	11	10	14	10	11	13	29	-	.5-1
1 402	341	2 051	814	2 698	1 872	710	825	834	1 602	5	1-5
291	72	373	144	501	346	132	159	67	127	2	5-10
484	112	455	182	756	494	75	87	174	333	-	10-20
295	70	422	159	300	193	105	132	176	343	-	20-30
1 694	427	1 655	676	2 292	1 561	524	624	934	1 787	-	30-60
368	92	506	215	1 309	913	249	302	457	826	-	60-90
407	99	1 131	466	1 082	668	70	76	788	1 612	-	90+
3 756	905	2 092	850	2 245	1 501	960	1 227	876	1 726	481	UK
2 401	586	4 202	1 685	6 682	4 693	2 217	2 674	2 213	4 190	205	3711
1	(Z)	1	(Z)	3	2	3	4	19	35	-	0-.5
(Z)	(Z)	(Z)	(Z)	(Z)	(Z)	9	10	7	18	-	.5-1
1 210	293	1 740	690	2 446	1 700	654	762	761	1 450	5	1-5
123	31	252	97	377	263	84	102	32	58	2	5-10
95	24	165	66	286	197	52	60	38	70	-	10-20
1	(Z)	67	28	25	19	42	50	59	115	-	20-30
187	47	423	168	1 235	909	440	536	339	635	-	30-60
23	5	253	110	824	564	229	277	335	588	-	60-90
-	-	130	54	51	37	5	6	1	2	-	90+
761	185	1 171	472	1 436	1 001	700	867	621	1 219	198	UK
1 726	421	2 778	1 115	4 429	3 099	1 435	1 716	1 648	3 149	5	37111
979	237	1 375	547	1 844	1 280	506	587	620	1 207	5	.5-1
62	16	115	43	191	135	1	7	-	-	-	1-5
6	2	-	4	-	1	-	19	-	-	-	5-10
-	-	9	-	-	-	16	19	26	49	-	10-20
127	33	200	81	642	463	177	206	147	267	-	20-30
23	5	216	92	657	449	208	248	295	522	-	30-60
-	-	-	-	36	27	-	-	-	-	-	60-90
529	128	864	347	1 057	746	520	647	561	1 104	-	90+
661	161	1 333	533	2 152	1 521	756	928	496	902	193	UK
(Z)	(Z)	-	-	(Z)	(Z)	-	-	-	-	-	37112
-	-	-	-	-	-	-	-	-	-	-	0-.5
231	56	348	136	566	395	143	169	129	219	-	.5-1
53	13	120	46	157	110	79	96	29	54	-	1-5
84	21	161	65	277	191	44	52	38	70	-	5-10
-	-	23	10	17	12	26	31	16	31	-	10-20
60	13	218	84	593	447	263	330	184	353	-	20-30
-	-	38	18	166	114	20	29	40	65	-	30-60
-	-	128	53	11	7	5	6	1	2	-	60-90
232	57	297	121	365	245	176	214	58	109	193	UK
8	2	35	15	14	11	14	17	46	93	2	37113
1	(Z)	1	(Z)	3	2	3	4	19	34	-	0-.5
-	-	-	-	-	-	9	10	7	17	-	.5-1
-	-	-	-	-	-	-	-	-	-	-	1-5
3	1	3	1	8	7	2	2	2	5	2	5-10
3	1	-	-	1	1	-	-	-	-	-	10-20
1	(Z)	29	13	(Z)	(Z)	-	-	18	36	-	20-30

BUREAU OF ECONOMIC ANALYSIS

TABLE 3. SHIPMENTS BY MANUFACTURING ESTABLISHMENTS--COMMODITIES AND WEIGHT OF SHIPMENT BY DISTANCE SHIPPED: 1977--CON.

TCC CODE	COMMODITY AND WEIGHT OF SHIPMENT	ALL SHIPMENTS				TONS (THOUSANDS) AND TON-MILES (MILLIONS) BY DISTANCE OF SHIPMENT			
		TONS (THOUSANDS) (A)	TON-MILES (MILLIONS) (B)	STANDARD ERROR (PERCENT) FOR COLUMNS--		UNDER 100 MILES		100 TO 199 MILES	
				(A)	(B)	TONS	TON-MILES	TONS	TON-MILES
37113	MOTOR COACHES, ASSEMBLED . . . . . SHIPMENT WEIGHT UNKNOWN. . . . .	23	4	83	34	17	(Z)	1	(Z)
37116	MOTOR BUSES AND TRUCKS INCL. FIRE TRUCKS, KNOCKED DOWN . . . . . UNDER 500 POUNDS . . . . . 500 TO 999 POUNDS . . . . . 1,000 TO 4,999 POUNDS . . . . . 5,000 TO 9,999 POUNDS . . . . . 10,000 TO 19,999 POUNDS . . . . . 20,000 TO 29,999 POUNDS . . . . . 30,000 TO 59,999 POUNDS . . . . . 60,000 TO 89,999 POUNDS . . . . . 90,000 POUNDS AND OVER . . . . . SHIPMENT WEIGHT UNKNOWN. . . . .	174 (Z) (Z) 63 64 13 12 9 1 5 6	82 (Z) (Z) 23 22 6 8 16 1 3 4	9 38 46 5 17 22 22 69 85 69 42 100	24 39 51 17 22 22 77 96 69 50 100	22 - - 4 15 1 - - - - 2	(Z) - - (Z) 1 (Z) - - - - (Z)	50 (Z) (Z) 37 11 2 - - - - - -	(Z) (Z) (Z) 6 2 (Z) - - - - - -
37119	MOTOR VEHICLES INCL. GOLF CARTS, NEC . . . . . UNDER 500 POUNDS . . . . . 500 TO 999 POUNDS . . . . . 1,000 TO 4,999 POUNDS . . . . . 5,000 TO 9,999 POUNDS . . . . . 10,000 TO 19,999 POUNDS . . . . . 20,000 TO 29,999 POUNDS . . . . . 30,000 TO 59,999 POUNDS . . . . . 60,000 TO 89,999 POUNDS . . . . . 90,000 POUNDS AND OVER . . . . . SHIPMENT WEIGHT UNKNOWN. . . . .	69 (Z) (Z) 5 20 7 2 3 31	25 (Z) (Z) 1 2 2 (Z) (Z) 20	13 63 56 15 39 23 28 69 72 72 15	15 66 56 39 23 15 28 69 72 72 17	29 - (Z) 4 15 (Z) (Z) 2 (Z) (Z) 1	1 (Z) (Z) (Z) (Z) (Z) (Z) (Z) (Z) (Z)	4 - - 1 2 - - - - 2	1 - - (Z) (Z) - - - - 2 (Z)
3713	TRUCK AND BUS BODIES . . . . . UNDER 500 POUNDS . . . . . 500 TO 999 POUNDS . . . . . 1,000 TO 4,999 POUNDS . . . . . 5,000 TO 9,999 POUNDS . . . . . 10,000 TO 19,999 POUNDS . . . . . 20,000 TO 29,999 POUNDS . . . . . 30,000 TO 59,999 POUNDS . . . . . 60,000 TO 89,999 POUNDS . . . . . 90,000 POUNDS AND OVER . . . . . SHIPMENT WEIGHT UNKNOWN. . . . .	1 076 4 3 63 134 112 169 34 2 22 533	371 1 1 33 38 47 75 6 2 16 153	15 55 44 19 9 33 29 32 9 58 70 88 9	14 32 19 9 4 29 32 9 83 58 83 80	458 2 2 4 27 13 48 22 - 13 327	6 (Z) (Z) (Z) 1 (Z) (Z) (Z) - - (Z) 3	89 1 (Z) 8 38 9 11 2 - - 20	14 (Z) (Z) 1 6 1 2 (Z) - - - 3
37131	MOTOR TRUCK BODIES . . . . . UNDER 500 POUNDS . . . . . 500 TO 999 POUNDS . . . . . 1,000 TO 4,999 POUNDS . . . . . 5,000 TO 9,999 POUNDS . . . . . 10,000 TO 19,999 POUNDS . . . . . 20,000 TO 29,999 POUNDS . . . . . 30,000 TO 59,999 POUNDS . . . . . 60,000 TO 89,999 POUNDS . . . . . 90,000 POUNDS AND OVER . . . . . SHIPMENT WEIGHT UNKNOWN. . . . .	826 4 3 61 78 64 70 29 2 15 502	254 1 1 32 18 27 13 6 2 100 153	19 56 44 16 42 36 69 59 83 100 80	22 33 19 10 43 36 39 59 83 100 80	437 2 2 4 18 7 46 18 - 13 327	5 (Z) (Z) (Z) (Z) (Z) (Z) (Z) - - (Z) 3	58 (Z) (Z) 8 20 7 (Z) 2 - - 20	9 (Z) (Z) 1 3 1 (Z) (Z) - - - 3
37132	MOTOR BUS BODIES . . . . . UNDER 500 POUNDS . . . . . 1,000 TO 4,999 POUNDS . . . . . 5,000 TO 9,999 POUNDS . . . . . 10,000 TO 19,999 POUNDS . . . . . 20,000 TO 29,999 POUNDS . . . . . 30,000 TO 59,999 POUNDS . . . . . 60,000 TO 89,999 POUNDS . . . . . 90,000 POUNDS AND OVER . . . . . SHIPMENT WEIGHT UNKNOWN. . . . .	250 (Z) 2 56 48 100 5 8 31	117 (Z) 1 20 20 62 (Z) 14 -	10 27 38 5 13 79 6 4 100 100 -	16 30 39 13 8 79 6 2 100 100 -	21 (Z) - 8 1 6 2 - - - - -	1 (Z) - - (Z) (Z) (Z) - - - - -	31 (Z) - 19 2 11 - - - -	4 (Z) - 2 (Z) (Z) - - - -
3714	MOTOR VEHICLE PARTS AND ACCESSORIES. . . . . UNDER 500 POUNDS . . . . . 500 TO 999 POUNDS . . . . . 1,000 TO 4,999 POUNDS . . . . . 5,000 TO 9,999 POUNDS . . . . . 10,000 TO 19,999 POUNDS . . . . . 20,000 TO 29,999 POUNDS . . . . . 30,000 TO 59,999 POUNDS . . . . . 60,000 TO 89,999 POUNDS . . . . . 90,000 POUNDS AND OVER . . . . . SHIPMENT WEIGHT UNKNOWN. . . . .	25 270 155 124 894 901 1 777 1 832 7 801 1 756 4 338 5 692	10 781 70 51 364 299 701 649 2 924 803 2 895 2 025	14 40 23 20 19 17 11 21 25 10 50	14 25 24 33 35 20 26 31 36 13 41	6 537 55 33 307 386 526 699 2 648 409 635 840	222 2 10 1 19 14 17 100 16 23 19	2 048 12 12 85 82 169 151 805 154 430 149	293 2 2 12 12 23 116 20 61 24
37143	MOTOR VEHICLE GEAR FRAMES. . . . . UNDER 500 POUNDS . . . . . 500 TO 999 POUNDS . . . . . 1,000 TO 4,999 POUNDS . . . . . 5,000 TO 9,999 POUNDS . . . . . 10,000 TO 19,999 POUNDS . . . . . 20,000 TO 29,999 POUNDS . . . . . 30,000 TO 59,999 POUNDS . . . . . 60,000 TO 89,999 POUNDS . . . . . 90,000 POUNDS AND OVER . . . . . SHIPMENT WEIGHT UNKNOWN. . . . .	1 299 (Z) (Z) 5 6 26 39 910 31 142 140	672 (Z) (Z) 3 5 6 39 434 41 120 55	4 36 25 28 33 33 7 5 59 28 12	8 49 32 - 37 43 30 14 7 59 38 23	203 (Z) - (Z) (Z) (Z) (Z) (Z) 137 - - 44	8 (Z) - (Z) (Z) (Z) (Z) 7 - - - (Z)	42 - (Z) (Z) - (Z) 10 31 - - -	8 - (Z) - - (Z) 2 6 - - -
37144	MOTOR CAR INTERNAL COMBUSTION ENGINES AND PARTS. . . . . UNDER 500 POUNDS . . . . . 500 TO 999 POUNDS . . . . . 1,000 TO 4,999 POUNDS . . . . . 5,000 TO 9,999 POUNDS . . . . . 10,000 TO 19,999 POUNDS . . . . . 20,000 TO 29,999 POUNDS . . . . . 30,000 TO 59,999 POUNDS . . . . . 60,000 TO 89,999 POUNDS . . . . . 90,000 POUNDS AND OVER . . . . . SHIPMENT WEIGHT UNKNOWN. . . . .	8 070 17 27 122 166 259 255 1 970 702 1 431 3 122	3 275 8 11 41 58 180 93 646 300 1 084 855	33 64 79 55 66 32 29 28 46 17 74	27 62 77 66 79 55 49 45 69 22 67	1 233 2 3 38 79 3 105 570 144 169 69	34 (Z) (Z) 2 3 2 1 15 6 4 1	869 5 18 34 38 10 392 114 232 24	114 (Z) 1 2 5 5 1 51 15 32 3
37145	MOTOR VEHICLE BRAKES AND PARTS . . . . . UNDER 500 POUNDS . . . . .	647 5	179 2	8 24	12 27	190 1	7 (Z)	105 1	17 (Z)





TABLE 3. SHIPMENTS BY MANUFACTURING ESTABLISHMENTS--COMMODITIES AND WEIGHT OF SHIPMENT BY DISTANCE SHIPPED: 1977--CON.

TCC CODE	COMMODITY AND WEIGHT OF SHIPMENT	ALL SHIPMENTS				TONS (THOUSANDS) AND TON-MILES (MILLIONS) BY DISTANCE OF SHIPMENT			
		TONS (THOU- SANDS) (A)	TON-MILES (MIL- LIONS) (B)	STANDARD ERROR (PERCENT) FOR COLUMNS--		UNDER 100 MILES		100 TO 199 MILES	
				(A)	(B)	TONS	TON- MILES	TONS	TON- MILES
37145	MOTOR VEHICLE BRAKES AND PARTS								
	500 TO 999 POUNDS . . . . .	7	2	32	31	2	(Z)	3	(Z)
	1,000 TO 4,999 POUNDS . . . . .	50	9	47	15	32	1	3	1
	5,000 TO 9,999 POUNDS . . . . .	43	11	32	19	19	1	6	1
	10,000 TO 19,999 POUNDS . . . . .	35	8	19	26	13	1	11	2
	20,000 TO 29,999 POUNDS . . . . .	74	20	13	18	19	1	12	2
	30,000 TO 59,999 POUNDS . . . . .	346	115	10	17	53	3	61	11
	60,000 TO 89,999 POUNDS . . . . .	23	4	56	80	16	1	-	-
	90,000 POUNDS AND OVER . . . . .	14	5	69	72	-	-	-	-
	SHIPMENT WEIGHT UNKNOWN . . . . .	49	4	44	46	33	1	8	1
37146	MOTOR VEHICLE STEERING GEARS AND PARTS	1 539	653	22	26	455	22	126	19
	UNDER 500 POUNDS . . . . .	2	1	32	25	(Z)	(Z)	(Z)	(Z)
	500 TO 999 POUNDS . . . . .	10	3	67	70	1	(Z)	1	(Z)
	1,000 TO 4,999 POUNDS . . . . .	107	47	60	67	16	1	13	2
	5,000 TO 9,999 POUNDS . . . . .	123	46	57	64	23	1	10	1
	10,000 TO 19,999 POUNDS . . . . .	179	72	48	55	30	2	7	1
	20,000 TO 29,999 POUNDS . . . . .	115	37	33	39	28	1	5	1
	30,000 TO 59,999 POUNDS . . . . .	479	117	16	33	223	11	58	8
	60,000 TO 89,999 POUNDS . . . . .	163	37	24	29	93	5	4	(Z)
	90,000 POUNDS AND OVER . . . . .	286	277	22	34	9	(Z)	14	2
	SHIPMENT WEIGHT UNKNOWN . . . . .	75	15	28	21	31	1	17	3
37147	MOTOR VEHICLE BODY PARTS	596	333	11	19	122	3	80	11
	UNDER 500 POUNDS . . . . .	6	3	26	33	(Z)	(Z)	1	(Z)
	500 TO 999 POUNDS . . . . .	8	5	32	39	2	(Z)	(Z)	(Z)
	1,000 TO 4,999 POUNDS . . . . .	36	9	33	31	19	1	4	(Z)
	5,000 TO 9,999 POUNDS . . . . .	39	19	37	59	10	(Z)	6	1
	10,000 TO 19,999 POUNDS . . . . .	78	32	25	37	24	1	21	3
	20,000 TO 29,999 POUNDS . . . . .	70	41	28	68	17	1	10	1
	30,000 TO 59,999 POUNDS . . . . .	191	156	20	33	26	(Z)	24	3
	60,000 TO 89,999 POUNDS . . . . .	90	38	51	56	-	-	7	1
	SHIPMENT WEIGHT UNKNOWN . . . . .	78	31	14	19	24	(Z)	6	1
37148	MOTOR VEHICLE WHEELS AND PARTS	1 866	928	28	43	672	21	64	9
	UNDER 500 POUNDS . . . . .	11	7	96	98	2	(Z)	2	(Z)
	500 TO 999 POUNDS . . . . .	1	(Z)	38	62	1	(Z)	(Z)	(Z)
	1,000 TO 4,999 POUNDS . . . . .	95	68	72	97	46	1	1	(Z)
	5,000 TO 9,999 POUNDS . . . . .	150	34	54	76	110	4	7	1
	10,000 TO 19,999 POUNDS . . . . .	65	25	21	29	30	1	2	(Z)
	20,000 TO 29,999 POUNDS . . . . .	222	139	41	88	104	5	12	2
	30,000 TO 59,999 POUNDS . . . . .	188	78	34	78	84	3	7	1
	60,000 TO 89,999 POUNDS . . . . .	151	83	27	33	40	2	16	2
	90,000 POUNDS AND OVER . . . . .	168	87	83	82	-	-	-	-
	SHIPMENT WEIGHT UNKNOWN . . . . .	816	406	52	67	256	5	18	3
37149	MOTOR VEHICLE ACCESSORIES AND PARTS, NEC	10 894	4 568	12	16	3 535	118	732	109
	UNDER 500 POUNDS . . . . .	74	38	13	18	19	1	4	1
	500 TO 999 POUNDS . . . . .	66	24	14	11	24	1	3	(Z)
	1,000 TO 4,999 POUNDS . . . . .	436	151	16	15	151	5	44	6
	5,000 TO 9,999 POUNDS . . . . .	333	96	14	20	139	4	17	3
	10,000 TO 19,999 POUNDS . . . . .	1 123	374	26	21	362	12	88	12
	20,000 TO 29,999 POUNDS . . . . .	1 019	297	17	22	402	8	85	13
	30,000 TO 59,999 POUNDS . . . . .	3 561	1 319	28	42	1 484	57	219	33
	60,000 TO 89,999 POUNDS . . . . .	596	301	26	47	116	2	13	2
	90,000 POUNDS AND OVER . . . . .	2 291	1 319	11	15	456	19	183	27
	SHIPMENT WEIGHT UNKNOWN . . . . .	1 394	649	13	37	381	10	76	13
37151	TRUCK TRAILERS *	1 041	419	12	13	175	9	183	27
	UNDER 500 POUNDS . . . . .	12	3	63	39	(Z)	(Z)	8	1
	500 TO 999 POUNDS . . . . .	2	2	77	51	(Z)	(Z)	9	1
	1,000 TO 4,999 POUNDS . . . . .	11	6	23	29	1	(Z)	2	(Z)
	5,000 TO 9,999 POUNDS . . . . .	35	13	22	34	5	(Z)	11	2
	10,000 TO 19,999 POUNDS . . . . .	279	113	21	19	53	3	54	8
	20,000 TO 29,999 POUNDS . . . . .	49	30	48	54	2	(Z)	5	1
	30,000 TO 59,999 POUNDS . . . . .	71	35	42	48	4	(Z)	8	1
	60,000 TO 89,999 POUNDS . . . . .	16	1	60	68	9	1	7	1
	90,000 POUNDS AND OVER . . . . .	34	4	67	69	10	(Z)	19	3
	SHIPMENT WEIGHT UNKNOWN . . . . .	523	214	23	19	91	5	58	9
372	AIRCRAFT AND PARTS	637	343	4	7	102	2	24	3
	UNDER 500 POUNDS . . . . .	46	36	21	17	11	(Z)	3	(Z)
	500 TO 999 POUNDS . . . . .	22	15	23	19	8	(Z)	1	(Z)
	1,000 TO 4,999 POUNDS . . . . .	56	37	22	18	17	(Z)	2	(Z)
	5,000 TO 9,999 POUNDS . . . . .	25	11	34	24	6	(Z)	2	(Z)
	10,000 TO 19,999 POUNDS . . . . .	23	17	33	37	2	(Z)	1	(Z)
	20,000 TO 29,999 POUNDS . . . . .	14	12	53	43	5	(Z)	1	(Z)
	30,000 TO 59,999 POUNDS . . . . .	77	28	30	24	13	(Z)	7	1
	60,000 TO 89,999 POUNDS . . . . .	8	3	58	49	3	(Z)	-	-
	90,000 POUNDS AND OVER . . . . .	4	2	64	72	-	-	-	-
	SHIPMENT WEIGHT UNKNOWN . . . . .	363	181	2	7	37	1	9	1
3721	AIRCRAFT	231	69	7	22	3	(Z)	1	(Z)
	UNDER 500 POUNDS . . . . .	1	1	18	28	(Z)	(Z)	(Z)	(Z)
	500 TO 999 POUNDS . . . . .	(Z)	(Z)	69	69	-	-	-	-
	1,000 TO 4,999 POUNDS . . . . .	3	3	44	45	(Z)	(Z)	(Z)	(Z)
	5,000 TO 9,999 POUNDS . . . . .	4	2	38	52	-	-	1	-
	10,000 TO 19,999 POUNDS . . . . .	11	8	68	66	-	-	-	-
	20,000 TO 29,999 POUNDS . . . . .	2	4	100	100	-	-	-	-
	30,000 TO 59,999 POUNDS . . . . .	1	1	100	100	-	-	-	-
	SHIPMENT WEIGHT UNKNOWN . . . . .	207	50	6	26	2	(Z)	(Z)	(Z)
37211	COMPLETE MILITARY AIRCRAFT	156	55	10	27	1	(Z)	(Z)	(Z)
	UNDER 500 POUNDS . . . . .	1	(Z)	29	63	(Z)	(Z)	(Z)	(Z)
	500 TO 999 POUNDS . . . . .	(Z)	(Z)	69	69	-	-	-	-
	1,000 TO 4,999 POUNDS . . . . .	(Z)	(Z)	43	60	(Z)	(Z)	(Z)	(Z)
	5,000 TO 9,999 POUNDS . . . . .	1	1	100	100	-	-	-	-

TONS (THOUSANDS) AND TON-MILES (MILLIONS) BY DISTANCE OF SHIPMENT--CON.

200 TO 299 MILES		300 TO 499 MILES		500 TO 999 MILES		1,000 TO 1,499 MILES		1,500 MILES AND OVER		MILEAGE UNKNOWN	TCC CODE AND WT.
TONS	TON-MILES	TONS	TON-MILES	TONS	TON-MILES	TONS	TON-MILES	TONS	TON-MILES	TONS	
(Z)	(Z)	1	(Z)	1	1	-	-	-	-	-	37145
5	1	7	3	3	2	1	1	(Z)	1	-	.5-1
4	1	6	3	7	5	-	-	(Z)	(Z)	-	1-5
3	1	3	9	6	4	-	-	-	-	-	5-10
17	4	23	9	1	1	-	-	2	3	-	10-20
105	25	108	45	5	3	-	-	15	29	-	20-30
-	-	6	3	-	-	-	-	-	-	-	30-60
7	2	8	3	-	-	-	-	-	-	-	60-90
-	-	6	2	(Z)	(Z)	(Z)	(Z)	(Z)	1	-	90+
-	-	6	2	(Z)	(Z)	(Z)	(Z)	(Z)	1	-	UK
296	69	274	116	231	149	46	50	113	228	-	37146
1	(Z)	1	(Z)	(Z)	(Z)	(Z)	(Z)	(Z)	(Z)	-	0-.5
4	1	3	1	(Z)	(Z)	-	-	(Z)	1	-	.5-1
16	4	23	10	33	22	(Z)	(Z)	5	9	-	1-5
52	12	13	6	16	11	5	7	4	7	-	5-10
56	13	29	12	49	29	4	4	5	10	-	10-20
49	11	20	9	7	5	-	-	5	11	-	20-30
35	9	88	36	77	50	-	-	2	3	-	30-60
50	11	-	-	10	6	-	-	7	14	-	60-90
29	7	76	34	37	25	36	38	84	171	-	90+
4	1	22	8	1	(Z)	-	-	1	2	-	UK
38	9	195	80	63	40	13	17	85	174	(Z)	37147
1	(Z)	2	1	1	1	(Z)	(Z)	1	1	(Z)	0-.5
1	(Z)	3	1	1	1	-	-	1	2	-	.5-1
2	1	6	3	4	2	1	1	1	1	-	1-5
3	1	8	3	2	1	8	11	(Z)	(Z)	-	5-10
2	(Z)	13	6	10	6	-	-	8	17	-	10-20
7	2	23	9	(Z)	(Z)	(Z)	(Z)	13	28	-	20-30
9	2	60	24	13	8	(Z)	(Z)	58	118	-	30-60
7	1	69	30	7	5	-	-	-	-	-	60-90
6	1	10	4	24	15	3	3	3	6	-	UK
149	34	353	149	320	185	115	134	192	396	(Z)	37148
1	(Z)	1	(Z)	1	1	3	3	1	2	(Z)	0-.5
-	-	-	-	-	-	-	-	-	-	-	.5-1
1	(Z)	20	7	5	3	(Z)	1	22	55	-	1-5
3	1	4	2	8	5	19	21	-	-	-	5-10
9	2	15	7	3	2	-	-	6	13	-	10-20
17	4	8	4	11	7	34	49	36	70	-	20-30
15	4	16	7	7	4	59	60	-	-	-	30-60
7	2	38	17	30	18	-	-	21	42	-	60-90
-	-	15	7	153	81	-	-	-	-	-	90+
96	21	238	98	102	65	1	1	105	214	(Z)	UK
1 762	427	1 797	705	1 861	1 205	224	308	854	1 695	130	37149
6	1	17	7	19	13	5	6	5	11	(Z)	0-.5
10	2	14	5	11	7	1	2	3	7	-	.5-1
50	12	104	39	56	36	10	11	21	42	-	1-5
68	17	55	20	39	26	5	5	10	21	-	5-10
241	51	110	43	278	171	4	5	41	79	-	10-20
137	32	194	65	157	97	9	13	35	69	-	20-30
778	196	321	126	420	247	7	8	333	651	-	30-60
129	33	68	30	258	211	-	-	11	24	-	60-90
154	37	704	280	463	303	14	14	316	638	-	90+
190	45	211	89	159	96	169	243	77	153	130	UK
171	41	177	71	246	178	38	43	27	51	24	37151
1	(Z)	2	1	1	1	(Z)	(Z)	(Z)	(Z)	-	0-.5
(Z)	(Z)	(Z)	(Z)	(Z)	(Z)	(Z)	(Z)	-	-	-	.5-1
1	(Z)	3	1	2	2	1	1	(Z)	1	-	1-5
5	9	7	3	5	5	(Z)	(Z)	(Z)	(Z)	-	5-10
36	1	47	18	74	52	8	9	7	14	-	10-20
6	1	11	5	20	16	2	3	3	4	-	20-30
14	3	13	5	30	21	1	1	2	3	-	30-60
-	-	-	-	-	-	-	-	-	-	-	60-90
4	1	-	-	-	-	-	-	-	-	-	90+
104	24	94	37	112	81	25	28	15	28	24	UK
53	13	33	13	128	95	49	63	73	154	175	372
1	(Z)	3	1	13	9	5	6	9	19	(Z)	0-.5
1	(Z)	2	1	4	3	2	2	4	9	-	.5-1
3	1	5	2	16	12	7	9	6	14	-	1-5
7	2	3	1	4	3	1	1	2	3	-	5-10
1	(Z)	3	1	10	7	7	9	(Z)	(Z)	-	10-20
1	(Z)	-	-	1	1	1	1	5	9	-	20-30
37	9	1	(Z)	14	8	2	3	3	6	-	30-60
-	-	1	1	4	2	-	-	(Z)	(Z)	-	60-90
-	-	(Z)	(Z)	3	2	-	-	(Z)	(Z)	-	90+
1	(Z)	15	6	59	48	24	32	44	93	175	UK
2	(Z)	7	3	29	21	7	9	18	35	163	3721
(Z)	(Z)	(Z)	(Z)	(Z)	(Z)	(Z)	(Z)	(Z)	(Z)	-	0-.5
-	-	-	-	-	-	(Z)	(Z)	-	-	-	.5-1
(Z)	(Z)	1	(Z)	(Z)	(Z)	1	2	(Z)	1	-	1-5
1	(Z)	1	(Z)	2	1	-	-	-	-	-	5-10
(Z)	(Z)	1	1	8	5	2	2	(Z)	(Z)	-	10-20
-	-	-	-	-	-	-	-	2	4	-	20-30
-	-	-	-	-	-	1	1	-	-	-	30-60
(Z)	(Z)	5	2	18	14	3	4	15	30	163	UK
(Z)	(Z)	5	2	24	18	4	5	15	29	106	37211
(Z)	(Z)	(Z)	(Z)	(Z)	(Z)	(Z)	(Z)	(Z)	(Z)	-	0-.5
-	-	(Z)	(Z)	(Z)	(Z)	(Z)	(Z)	-	-	-	.5-1
-	-	-	-	1	1	-	-	-	-	-	1-5
-	-	-	-	-	-	-	-	-	-	-	5-10

REPRODUCED FROM THE 1960 REPORT

TABLE 3. SHIPMENTS BY MANUFACTURING ESTABLISHMENTS--COMMODITIES AND WEIGHT OF SHIPMENT BY DISTANCE SHIPPED: 1977--CON.

TCC CODE	COMMODITY AND WEIGHT OF SHIPMENT	ALL SHIPMENTS				TONS (THOUSANDS) AND TON-MILES (MILLIONS) BY DISTANCE OF SHIPMENT			
		TONS (THOU- SANDS) (A)	TON-MILES (MIL- LIONS) (B)	STANDARD ERROR (PERCENT) FOR COLUMNS--		UNDER 100 MILES		100 TO 199 MILES	
				(A)	(B)	TONS	TON- MILES	TONS	TON- MILES
37211	COMPLETE MILITARY AIRCRAFT								
	10,000 TO 19,999 POUNDS.	8	6	83	77	-	-	-	-
	20,000 TO 29,999 POUNDS.	2	4	100	100	-	-	-	-
	30,000 TO 59,999 POUNDS.	(Z)	1	100	100	-	-	-	-
	SHIPMENT WEIGHT UNKNOWN.	144	43	8	29	1	(Z)	(Z)	(Z)
37213	COMPLETE COMMERCIAL TRANSPORT AIRCRAFT	75	14	4	21	2	(Z)	1	(Z)
	UNDER 500 POUNDS.	(Z)	(Z)	21	24	(Z)	(Z)	(Z)	(Z)
	1,000 TO 4,999 POUNDS.	3	3	48	48	-	-	-	-
	5,000 TO 9,999 POUNDS.	4	1	43	64	-	-	1	(Z)
	10,000 TO 19,999 POUNDS.	2	2	42	42	-	-	-	-
	30,000 TO 59,999 POUNDS.	1	1	100	100	-	-	-	-
	SHIPMENT WEIGHT UNKNOWN.	64	7	2	37	2	(Z)	(Z)	(Z)
3722	AIRCRAFT, MISSILE, AND SPACE VEHICLE ENGINES AND PARTS	175	105	16	9	48	1	3	(Z)
	UNDER 500 POUNDS.	15	8	31	21	6	(Z)	1	(Z)
	500 TO 999 POUNDS.	9	3	46	31	5	(Z)	(Z)	(Z)
	1,000 TO 4,999 POUNDS.	25	10	38	25	13	(Z)	1	(Z)
	5,000 TO 9,999 POUNDS.	7	4	67	41	3	(Z)	(Z)	(Z)
	10,000 TO 19,999 POUNDS.	3	1	66	74	1	(Z)	-	-
	20,000 TO 29,999 POUNDS.	6	3	82	73	3	(Z)	-	-
	30,000 TO 59,999 POUNDS.	40	10	54	54	1	(Z)	-	-
	60,000 TO 89,999 POUNDS.	(Z)	(Z)	100	100	-	-	-	-
	90,000 POUNDS AND OVER	(Z)	(Z)	99	95	-	-	-	-
	SHIPMENT WEIGHT UNKNOWN.	71	64	10	9	15	(Z)	(Z)	(Z)
37221	AIRCRAFT ENGINES AND PARTS	108	40	23	15	38	1	2	(Z)
	UNDER 500 POUNDS.	13	8	34	22	5	(Z)	1	(Z)
	500 TO 999 POUNDS.	7	2	54	32	4	(Z)	(Z)	(Z)
	1,000 TO 4,999 POUNDS.	24	10	40	21	13	(Z)	1	(Z)
	5,000 TO 9,999 POUNDS.	7	4	71	48	3	(Z)	(Z)	(Z)
	10,000 TO 19,999 POUNDS.	3	1	67	74	1	(Z)	-	-
	20,000 TO 29,999 POUNDS.	5	3	69	98	3	(Z)	-	-
	30,000 TO 59,999 POUNDS.	40	10	54	54	1	(Z)	-	-
	SHIPMENT WEIGHT UNKNOWN.	10	2	26	42	7	(Z)	(Z)	(Z)
37222	MISSILE AND SPACE VEHICLE ENGINES AND PARTS.	67	65	12	10	10	(Z)	(Z)	(Z)
	UNDER 500 POUNDS.	2	1	52	19	1	(Z)	(Z)	(Z)
	500 TO 999 POUNDS.	1	1	55	56	(Z)	(Z)	(Z)	(Z)
	1,000 TO 4,999 POUNDS.	1	1	63	62	(Z)	(Z)	(Z)	(Z)
	5,000 TO 9,999 POUNDS.	(Z)	(Z)	68	55	(Z)	(Z)	-	-
	10,000 TO 19,999 POUNDS.	(Z)	(Z)	46	44	-	-	-	-
	20,000 TO 29,999 POUNDS.	1	(Z)	100	100	(Z)	(Z)	-	-
	30,000 TO 59,999 POUNDS.	(Z)	(Z)	90	88	(Z)	(Z)	-	-
	60,000 TO 89,999 POUNDS.	(Z)	(Z)	100	100	-	-	-	-
	90,000 POUNDS AND OVER	(Z)	(Z)	99	95	-	-	-	-
	SHIPMENT WEIGHT UNKNOWN.	61	62	10	10	8	(Z)	(Z)	(Z)
37231	AIRCRAFT PROPELLERS AND PROPELLER PARTS *	8	5	64	67	1	(Z)	(Z)	(Z)
	UNDER 500 POUNDS.	3	2	58	55	(Z)	(Z)	(Z)	(Z)
	500 TO 999 POUNDS.	1	1	62	77	-	-	-	-
	1,000 TO 4,999 POUNDS.	4	2	77	88	(Z)	(Z)	-	-
	SHIPMENT WEIGHT UNKNOWN.	(Z)	(Z)	35	51	-	-	-	-
37299	AIRCRAFT PARTS AND EQUIPMENT, NEC *	227	169	3	7	51	1	20	3
	UNDER 500 POUNDS.	27	25	29	22	4	(Z)	3	(Z)
	500 TO 999 POUNDS.	12	12	23	26	3	(Z)	(Z)	(Z)
	1,000 TO 4,999 POUNDS.	24	22	21	18	3	(Z)	1	(Z)
	5,000 TO 9,999 POUNDS.	14	5	42	29	4	(Z)	(Z)	(Z)
	10,000 TO 19,999 POUNDS.	9	7	38	50	1	(Z)	1	(Z)
	20,000 TO 29,999 POUNDS.	6	5	31	33	2	(Z)	1	(Z)
	30,000 TO 59,999 POUNDS.	38	18	42	31	12	(Z)	7	1
	60,000 TO 89,999 POUNDS.	8	3	58	49	3	(Z)	-	-
	90,000 POUNDS AND OVER	3	2	72	77	-	-	-	-
	SHIPMENT WEIGHT UNKNOWN.	85	70	2	10	21	(Z)	8	1
3732	SHIPS AND BOATS *	2 490	801	21	24	786	13	155	23
	UNDER 500 POUNDS.	60	33	54	29	7	(Z)	29	4
	500 TO 999 POUNDS.	36	20	44	41	8	(Z)	4	1
	1,000 TO 4,999 POUNDS.	138	59	18	23	52	1	15	2
	5,000 TO 9,999 POUNDS.	108	74	25	27	30	(Z)	4	1
	10,000 TO 19,999 POUNDS.	148	127	25	45	32	(Z)	31	4
	20,000 TO 29,999 POUNDS.	11	6	60	82	2	(Z)	3	(Z)
	30,000 TO 59,999 POUNDS.	233	136	31	42	8	(Z)	2	(Z)
	60,000 TO 89,999 POUNDS.	204	16	54	65	182	1	-	-
	90,000 POUNDS AND OVER	130	77	42	29	22	1	2	(Z)
	SHIPMENT WEIGHT UNKNOWN.	1 423	253	32	62	443	8	64	10
37321	INBOARD MOTOR BOATS.	1 654	495	21	32	414	4	93	14
	UNDER 500 POUNDS.	12	9	12	22	5	(Z)	(Z)	(Z)
	500 TO 999 POUNDS.	6	6	32	42	1	(Z)	1	(Z)
	1,000 TO 4,999 POUNDS.	81	34	23	33	37	1	9	1
	5,000 TO 9,999 POUNDS.	54	26	36	41	22	(Z)	4	1
	10,000 TO 19,999 POUNDS.	133	104	28	51	31	(Z)	31	4
	20,000 TO 29,999 POUNDS.	4	1	70	70	1	(Z)	3	(Z)
	30,000 TO 59,999 POUNDS.	217	122	33	46	7	(Z)	(Z)	(Z)
	60,000 TO 89,999 POUNDS.	199	8	55	90	182	1	-	-
	90,000 POUNDS AND OVER	10	(Z)	92	98	9	(Z)	-	-
	SHIPMENT WEIGHT UNKNOWN.	936	186	34	76	118	1	45	8
37322	OUTBOARD MOTOR BOATS	81	38	33	31	13	(Z)	7	1
	UNDER 500 POUNDS.	(Z)	(Z)	61	86	(Z)	(Z)	(Z)	(Z)
	500 TO 999 POUNDS.	13	6	84	92	2	(Z)	1	(Z)
	1,000 TO 4,999 POUNDS.	42	17	34	26	10	(Z)	5	1
	5,000 TO 9,999 POUNDS.	22	13	45	40	1	(Z)	1	(Z)
	10,000 TO 19,999 POUNDS.	1	1	88	83	-	-	-	-
	SHIPMENT WEIGHT UNKNOWN.	2	1	57	69	(Z)	(Z)	(Z)	(Z)



TONS (THOUSANDS) AND TON-MILES (MILLIONS) BY DISTANCE OF SHIPMENT--CON.

200 TO 299 MILES		300 TO 499 MILES		500 TO 999 MILES		1,000 TO 1,499 MILES		1,500 MILES AND OVER		MILEAGE UNKNOWN	TCC CODE AND WT.
TONS	TON-MILES	TONS	TON-MILES	TONS	TON-MILES	TONS	TON-MILES	TONS	TON-MILES	TONS	
(Z)	(Z)	-	-	6	4	1	2	-	-	-	37211
-	-	-	-	-	-	-	-	2	4	-	10-20
-	-	-	-	-	-	(Z)	1	-	-	-	20-30
-	-	5	2	17	13	2	3	13	25	106	30-60 UK
1	(Z)	3	1	4	3	3	4	3	6	58	37213
(Z)	(Z)	(Z)	(Z)	(Z)	(Z)	(Z)	(Z)	(Z)	(Z)	-	0-.5
(Z)	(Z)	1	(Z)	(Z)	(Z)	(Z)	2	(Z)	1	-	1-5
1	(Z)	1	(Z)	1	1	-	-	-	-	-	5-10
(Z)	(Z)	1	1	1	1	(Z)	(Z)	(Z)	(Z)	-	10-20
-	-	-	-	-	-	1	-	-	-	-	30-60
(Z)	(Z)	(Z)	(Z)	1	1	1	1	2	5	58	UK
42	10	10	4	35	28	6	7	24	54	8	3722
1	(Z)	1	(Z)	3	2	1	1	2	4	-	0-.5
1	(Z)	(Z)	(Z)	1	1	1	1	1	1	-	.5-1
(Z)	(Z)	2	1	5	4	2	2	1	3	-	1-5
-	-	1	1	2	1	(Z)	(Z)	1	2	-	5-10
-	-	1	(Z)	-	-	1	1	(Z)	(Z)	-	10-20
1	(Z)	-	-	-	-	-	-	2	3	-	20-30
39	10	(Z)	(Z)	(Z)	(Z)	-	-	(Z)	(Z)	-	30-60
-	-	-	-	-	-	-	-	(Z)	(Z)	-	60-90
-	-	(Z)	(Z)	-	-	-	-	(Z)	(Z)	-	90+
1	(Z)	5	2	23	19	1	1	17	41	8	UK
41	10	5	2	11	8	5	6	6	13	(Z)	37221
1	(Z)	1	(Z)	3	2	1	1	2	4	-	0-.5
1	(Z)	(Z)	(Z)	1	(Z)	1	1	(Z)	1	-	.5-1
(Z)	(Z)	2	1	5	4	2	2	1	3	-	1-5
-	-	1	1	2	1	(Z)	(Z)	1	2	-	5-10
-	-	1	(Z)	-	-	1	1	-	-	-	10-20
-	-	-	-	-	-	-	-	2	3	-	20-30
39	10	(Z)	(Z)	-	-	-	-	-	-	-	30-60
(Z)	(Z)	(Z)	(Z)	1	1	1	1	(Z)	(Z)	(Z)	UK
1	(Z)	5	2	23	19	1	1	17	41	8	UK
(Z)	(Z)	(Z)	(Z)	(Z)	(Z)	(Z)	(Z)	(Z)	(Z)	(Z)	37222
-	-	(Z)	(Z)	1	(Z)	-	-	(Z)	(Z)	-	0-.5
-	-	(Z)	(Z)	(Z)	(Z)	(Z)	(Z)	(Z)	(Z)	-	.5-1
-	-	(Z)	(Z)	(Z)	(Z)	(Z)	(Z)	(Z)	(Z)	-	1-5
-	-	(Z)	(Z)	(Z)	(Z)	(Z)	(Z)	(Z)	(Z)	-	5-10
1	(Z)	-	-	-	-	-	-	(Z)	(Z)	-	10-20
-	-	-	-	(Z)	(Z)	-	-	(Z)	(Z)	-	20-30
-	-	-	-	-	-	-	-	(Z)	(Z)	-	30-60
-	-	(Z)	(Z)	-	-	-	-	(Z)	(Z)	-	60-90
(Z)	(Z)	4	2	22	18	1	1	17	41	8	UK
1	(Z)	1	(Z)	5	4	1	1	(Z)	1	(Z)	37231
(Z)	(Z)	(Z)	(Z)	2	1	(Z)	(Z)	(Z)	1	-	0-.5
1	(Z)	(Z)	(Z)	(Z)	(Z)	(Z)	(Z)	-	-	-	.5-1
-	-	(Z)	(Z)	3	2	-	-	-	-	-	1-5
-	-	-	-	(Z)	(Z)	(Z)	(Z)	-	-	(Z)	UK
11	3	15	6	61	44	36	47	32	66	(Z)	37299
1	(Z)	2	1	8	5	3	4	7	14	(Z)	0-.5
(Z)	(Z)	2	1	2	2	1	2	3	8	-	.5-1
2	1	2	1	8	6	4	5	4	9	-	1-5
6	1	1	(Z)	1	1	1	1	1	1	-	5-10
1	(Z)	1	(Z)	2	1	4	5	(Z)	(Z)	-	10-20
-	-	-	-	1	1	1	1	1	2	-	20-30
-	-	(Z)	(Z)	14	8	2	2	3	6	-	30-60
-	-	1	1	4	2	-	-	-	-	-	60-90
-	-	-	-	3	2	-	-	-	-	-	90+
1	(Z)	6	2	17	15	20	27	12	24	(Z)	UK
67	18	280	119	328	253	91	104	108	271	676	3732
1	(Z)	1	1	6	5	11	11	6	12	-	0-.5
2	1	7	3	8	6	3	4	3	6	-	.5-1
8	2	13	5	30	23	13	15	5	11	(Z)	1-5
5	1	12	5	31	24	12	15	13	28	-	5-10
6	1	3	1	20	15	16	18	41	86	-	10-20
1	(Z)	1	(Z)	1	1	2	3	1	1	-	20-30
2	(Z)	139	60	77	67	2	3	6	6	-	30-60
1	(Z)	17	7	-	-	-	-	3	8	-	60-90
4	1	12	4	91	71	-	-	-	-	-	90+
38	11	74	33	64	42	31	36	33	113	676	UK
21	5	226	99	128	104	59	68	75	201	639	37321
(Z)	(Z)	1	(Z)	2	1	2	2	3	5	-	0-.5
1	(Z)	1	(Z)	(Z)	(Z)	(Z)	(Z)	3	5	-	.5-1
4	1	5	2	13	10	8	9	5	10	(Z)	1-5
2	1	6	2	10	8	6	7	4	7	-	5-10
5	1	3	1	17	14	14	16	31	68	-	10-20
-	-	-	-	-	-	-	-	(Z)	(Z)	-	20-30
(Z)	(Z)	137	59	73	63	-	-	-	-	-	30-60
-	-	17	7	-	-	-	-	-	-	-	60-90
-	-	-	-	(Z)	(Z)	-	-	-	-	-	90+
8	2	56	27	12	8	28	33	30	107	639	UK
8	2	16	7	28	18	7	8	1	2	1	37322
(Z)	(Z)	(Z)	(Z)	(Z)	(Z)	-	-	-	-	-	0-.5
2	(Z)	4	1	4	3	1	1	(Z)	(Z)	-	.5-1
4	1	8	3	11	7	3	4	(Z)	1	(Z)	1-5
2	1	4	2	11	7	2	3	1	1	-	5-10
-	-	-	-	1	1	(Z)	(Z)	-	-	-	10-20
(Z)	(Z)	(Z)	(Z)	1	(Z)	(Z)	(Z)	(Z)	(Z)	1	UK

BUREAU OF THE CENSUS

TABLE 3. SHIPMENTS BY MANUFACTURING ESTABLISHMENTS--COMMODITIES AND WEIGHT OF SHIPMENT BY DISTANCE SHIPPED: 1977--CON.

TCC CODE	COMMODITY AND WEIGHT OF SHIPMENT	ALL SHIPMENTS				TONS (THOUSANDS) AND TON-MILES (MILLIONS) BY DISTANCE OF SHIPMENT			
		TONS (THOU- SANDS) (A)	TON-MILES (MIL- LIONS) (B)	STANDARD ERROR (PERCENT) FOR COLUMNS--		UNDER 100 MILES		100 TO 199 MILES	
				(A)	(B)	TONS	TON- MILES	TONS	TON- MILES
37323	NONPROPELLED SHIPS (BARGES AND DREDGES)	487	123	52	32	271	6	(Z)	(Z)
	UNDER 500 POUNDS	(Z)	(Z)	100	100	(Z)	(Z)	(Z)	(Z)
	500 TO 999 POUNDS	(Z)	(Z)	81	87	(Z)	(Z)	-	-
	1,000 TO 4,999 POUNDS	1	(Z)	100	100	(Z)	(Z)	-	-
	5,000 TO 9,999 POUNDS	6	8	100	100	1	(Z)	-	-
	20,000 TO 29,999 POUNDS	(Z)	(Z)	100	100	-	-	-	-
	60,000 TO 89,999 POUNDS	(Z)	(Z)	100	100	-	-	-	-
	90,000 POUNDS AND OVER	118	77	19	24	13	1	-	-
	SHIPMENT WEIGHT UNKNOWN	361	37	67	98	256	5	-	-
37329	SHIPS, BOATS, AND PARTS, NEC	268	144	23	26	88	3	55	8
	UNDER 500 POUNDS	46	23	72	42	1	(Z)	28	4
	500 TO 999 POUNDS	15	7	52	54	5	(Z)	3	(Z)
	1,000 TO 4,999 POUNDS	14	7	54	60	5	(Z)	1	(Z)
	5,000 TO 9,999 POUNDS	26	27	77	70	7	(Z)	-	-
	10,000 TO 19,999 POUNDS	14	22	73	86	1	(Z)	-	-
	20,000 TO 29,999 POUNDS	7	6	97	95	1	(Z)	(Z)	(Z)
	30,000 TO 59,999 POUNDS	16	14	89	95	1	(Z)	2	(Z)
	60,000 TO 89,999 POUNDS	4	8	82	98	-	-	-	-
	90,000 POUNDS AND OVER	2	(Z)	100	100	-	-	2	(Z)
	SHIPMENT WEIGHT UNKNOWN	124	29	16	30	68	2	19	2
374	RAILROAD EQUIPMENT	3 181	1 023	16	18	950	19	327	48
	UNDER 500 POUNDS	9	3	43	35	1	(Z)	4	1
	500 TO 999 POUNDS	6	2	30	43	2	(Z)	(Z)	(Z)
	1,000 TO 4,999 POUNDS	41	17	24	26	20	1	3	1
	5,000 TO 9,999 POUNDS	39	13	39	31	25	(Z)	2	(Z)
	10,000 TO 19,999 POUNDS	52	28	52	57	7	(Z)	7	1
	20,000 TO 29,999 POUNDS	48	29	35	54	17	(Z)	8	1
	30,000 TO 59,999 POUNDS	311	104	24	17	58	3	31	5
	60,000 TO 89,999 POUNDS	53	14	40	37	21	1	15	2
	90,000 POUNDS AND OVER	1 139	446	33	29	422	9	160	23
	SHIPMENT WEIGHT UNKNOWN	1 484	368	10	21	377	4	97	15
3741	LOCOMOTIVES AND PARTS	526	161	26	43	180	2	47	8
	UNDER 500 POUNDS	6	2	59	56	(Z)	(Z)	4	(Z)
	500 TO 999 POUNDS	2	1	62	89	1	(Z)	(Z)	(Z)
	1,000 TO 4,999 POUNDS	14	4	70	94	7	(Z)	1	(Z)
	5,000 TO 9,999 POUNDS	15	9	71	57	6	(Z)	-	-
	10,000 TO 19,999 POUNDS	33	19	85	95	4	(Z)	3	(Z)
	20,000 TO 29,999 POUNDS	12	12	100	100	-	-	-	-
	30,000 TO 59,999 POUNDS	6	1	70	98	4	(Z)	-	-
	SHIPMENT WEIGHT UNKNOWN	438	112	20	35	157	1	39	7
37411	LOCOMOTIVES AND TENDERS	194	87	43	44	(Z)	(Z)	-	-
	UNDER 500 POUNDS	(Z)	(Z)	89	99	(Z)	(Z)	-	-
	SHIPMENT WEIGHT UNKNOWN	194	87	43	44	-	-	-	-
37413	PARTS FOR LOCOMOTIVES, ALL TYPES	332	74	20	57	180	2	47	8
	UNDER 500 POUNDS	6	2	59	56	(Z)	(Z)	4	(Z)
	500 TO 999 POUNDS	2	1	62	89	1	(Z)	(Z)	(Z)
	1,000 TO 4,999 POUNDS	14	4	70	94	7	(Z)	1	(Z)
	5,000 TO 9,999 POUNDS	15	9	71	57	6	(Z)	-	-
	10,000 TO 19,999 POUNDS	33	19	85	95	4	(Z)	3	(Z)
	20,000 TO 29,999 POUNDS	12	12	100	100	-	-	-	-
	30,000 TO 59,999 POUNDS	6	1	70	98	4	(Z)	-	-
	SHIPMENT WEIGHT UNKNOWN	244	26	10	27	157	1	39	7
3742	RAILROAD AND STREET CARS	2 654	862	18	20	773	17	278	40
	UNDER 500 POUNDS	3	1	23	23	1	(Z)	(Z)	(Z)
	500 TO 999 POUNDS	4	1	27	27	1	(Z)	(Z)	(Z)
	1,000 TO 4,999 POUNDS	28	13	21	27	13	(Z)	2	(Z)
	5,000 TO 9,999 POUNDS	26	4	49	41	21	(Z)	2	(Z)
	10,000 TO 19,999 POUNDS	19	10	42	39	3	(Z)	4	1
	20,000 TO 29,999 POUNDS	36	17	36	62	17	(Z)	8	1
	30,000 TO 59,999 POUNDS	305	102	25	18	54	3	31	5
	60,000 TO 89,999 POUNDS	53	15	40	37	21	1	15	2
	90,000 POUNDS AND OVER	1 140	447	33	29	422	9	159	23
	SHIPMENT WEIGHT UNKNOWN	1 039	252	12	24	220	3	57	8
37421	PASSENGER TRAIN CARS	28	13	17	8	7	(Z)	(Z)	(Z)
	UNDER 500 POUNDS	(Z)	(Z)	63	67	(Z)	(Z)	(Z)	(Z)
	1,000 TO 4,999 POUNDS	(Z)	(Z)	100	100	(Z)	(Z)	-	-
	10,000 TO 19,999 POUNDS	(Z)	(Z)	100	100	-	-	-	-
	30,000 TO 59,999 POUNDS	(Z)	(Z)	100	100	(Z)	(Z)	-	-
	60,000 TO 89,999 POUNDS	(Z)	(Z)	76	84	-	-	-	-
	90,000 POUNDS AND OVER	14	10	12	12	-	-	-	-
	SHIPMENT WEIGHT UNKNOWN	14	3	32	1	7	(Z)	-	-
37422	FREIGHT TRAIN CARS	1 838	457	21	21	668	13	124	18
	UNDER 500 POUNDS	(Z)	(Z)	23	27	(Z)	(Z)	(Z)	(Z)
	500 TO 999 POUNDS	(Z)	(Z)	31	41	(Z)	-	(Z)	(Z)
	1,000 TO 4,999 POUNDS	8	1	81	46	7	(Z)	(Z)	(Z)
	5,000 TO 9,999 POUNDS	19	(Z)	92	76	19	(Z)	-	-
	10,000 TO 19,999 POUNDS	3	1	62	91	1	(Z)	(Z)	(Z)
	20,000 TO 29,999 POUNDS	8	1	68	74	1	(Z)	7	1
	30,000 TO 59,999 POUNDS	207	67	34	13	36	2	20	3
	60,000 TO 89,999 POUNDS	28	5	50	83	19	1	3	(Z)
	90,000 POUNDS AND OVER	711	209	44	39	395	8	65	9
	SHIPMENT WEIGHT UNKNOWN	855	172	11	25	189	2	29	4
37428	PARTS FOR RAILROAD AND STREET CARS, EXC. WHEELS	535	278	33	43	81	4	107	15
	UNDER 500 POUNDS	2	1	25	26	1	(Z)	(Z)	(Z)
	500 TO 999 POUNDS	4	1	28	30	1	(Z)	2	(Z)
	1,000 TO 4,999 POUNDS	20	12	20	29	5	(Z)	2	(Z)
	5,000 TO 9,999 POUNDS	7	4	42	47	2	(Z)	2	(Z)
	10,000 TO 19,999 POUNDS	16	8	48	46	1	(Z)	4	1

TONS (THOUSANDS) AND TON-MILES (MILLIONS) BY DISTANCE OF SHIPMENT--CON.

200 TO 299 MILES		300 TO 499 MILES		500 TO 999 MILES		1,000 TO 1,499 MILES		1,500 MILES AND OVER		MILEAGE UNKNOWN	TCC CODE AND WT.
TONS	TON-MILES	TONS	TON-MILES	TONS	TON-MILES	TONS	TON-MILES	TONS	TON-MILES	TONS	
31	9	27	9	126	91	1	2	3	7	27	37323
-	-	(Z)	(Z)	(Z)	(Z)	(Z)	(Z)	(Z)	(Z)	-	0-.5
-	-	-	-	-	-	-	-	-	-	-	.5-1
-	-	-	-	-	-	(Z)	(Z)	(Z)	(Z)	-	1-5
-	-	-	-	1	1	1	1	3	6	-	5-10
(Z)	(Z)	-	-	(Z)	(Z)	-	-	-	-	-	20-30
4	1	12	4	91	71	-	-	-	-	-	60-90
28	8	16	5	35	19	(Z)	(Z)	-	-	-	90+
-	-	-	-	-	-	-	-	-	-	27	UK
7	2	11	4	46	40	24	27	29	62	9	37329
1	(Z)	1	(Z)	4	3	8	9	3	7	-	0-.5
(Z)	(Z)	3	(Z)	4	3	2	2	(Z)	(Z)	-	.5-1
(Z)	(Z)	(Z)	(Z)	6	6	1	1	(Z)	(Z)	-	1-5
-	-	2	1	8	8	3	4	6	15	-	5-10
(Z)	(Z)	(Z)	(Z)	1	1	2	2	9	18	-	10-20
1	(Z)	1	(Z)	1	1	2	3	1	1	-	20-30
2	(Z)	2	1	4	4	2	3	3	6	-	30-60
1	(Z)	-	-	-	-	-	-	3	8	-	60-90
2	-	-	-	-	-	-	-	3	6	-	90+
1	1	3	1	17	14	3	3	3	6	9	UK
238	62	415	161	666	450	34	43	126	241	423	374
1	(Z)	1	(Z)	1	(Z)	(Z)	1	(Z)	1	(Z)	0-.5
1	(Z)	1	(Z)	1	(Z)	(Z)	(Z)	(Z)	(Z)	-	.5-1
2	1	5	2	5	4	3	3	4	7	-	1-5
1	(Z)	5	2	2	2	1	2	4	7	-	5-10
7	2	9	4	13	10	6	8	2	4	-	10-20
1	(Z)	7	3	1	1	4	5	10	18	-	20-30
36	8	52	22	48	31	12	14	13	22	62	30-60
1	(Z)	5	2	8	6	1	2	1	2	-	60-90
113	30	69	30	296	201	3	4	76	149	-	90+
75	20	262	96	290	195	4	5	16	32	362	UK
49	13	128	45	96	61	7	8	13	23	6	3741
(Z)	(Z)	1	(Z)	(Z)	(Z)	(Z)	1	(Z)	(Z)	-	0-.5
(Z)	(Z)	(Z)	(Z)	(Z)	(Z)	(Z)	(Z)	(Z)	(Z)	-	.5-1
(Z)	(Z)	1	(Z)	3	2	1	1	(Z)	1	-	1-5
-	-	4	2	-	-	-	-	4	8	-	5-10
6	2	5	2	9	7	3	4	2	4	-	10-20
-	-	7	3	-	-	-	-	5	10	-	20-30
-	-	3	1	-	-	-	-	-	-	-	30-60
42	11	107	37	84	52	3	3	(Z)	1	6	UK
37	10	81	28	76	47	1	1	-	-	-	37411
(Z)	(Z)	-	-	-	-	-	-	-	-	-	0-.5
37	10	81	28	76	47	1	1	-	-	-	UK
12	3	47	17	21	14	6	7	13	23	6	37413
(Z)	(Z)	1	(Z)	(Z)	(Z)	(Z)	1	(Z)	(Z)	-	0-.5
(Z)	(Z)	(Z)	(Z)	(Z)	(Z)	(Z)	(Z)	(Z)	(Z)	-	.5-1
(Z)	(Z)	1	(Z)	3	2	1	1	(Z)	1	-	1-5
-	-	4	2	-	-	-	-	4	8	-	5-10
6	2	5	2	9	7	3	4	2	4	-	10-20
-	-	7	3	-	-	-	-	5	10	-	20-30
-	-	3	1	-	-	-	-	-	-	-	30-60
5	1	27	9	9	5	1	2	(Z)	1	6	UK
189	48	287	115	568	388	27	35	114	219	418	3742
(Z)	(Z)	(Z)	(Z)	1	(Z)	(Z)	(Z)	(Z)	(Z)	(Z)	0-.5
1	(Z)	1	(Z)	1	1	(Z)	(Z)	(Z)	(Z)	-	.5-1
2	(Z)	4	2	3	2	2	2	3	6	-	1-5
1	(Z)	(Z)	(Z)	2	2	1	2	-	-	-	5-10
1	(Z)	4	2	4	3	3	4	(Z)	(Z)	-	10-20
1	(Z)	(Z)	(Z)	1	1	4	5	4	9	-	20-30
36	8	49	21	48	31	12	13	13	22	62	30-60
1	(Z)	5	2	8	6	1	2	1	2	-	60-90
113	30	70	30	297	201	3	4	76	149	-	90+
33	9	153	59	204	142	1	1	15	30	356	UK
-	-	(Z)	(Z)	14	10	-	-	2	3	6	37421
-	-	(Z)	(Z)	-	-	-	-	-	-	-	0-.5
-	-	-	-	-	-	-	-	-	-	-	1-5
-	-	-	-	-	-	-	-	(Z)	(Z)	-	10-20
-	-	-	-	-	-	-	-	-	-	-	30-60
-	-	-	-	(Z)	(Z)	-	-	(Z)	(Z)	-	60-90
-	-	-	-	14	10	-	-	-	-	-	90+
-	-	-	-	-	-	-	-	1	3	6	UK
43	11	139	52	410	280	9	11	38	72	407	37422
(Z)	(Z)	(Z)	(Z)	(Z)	(Z)	(Z)	(Z)	(Z)	(Z)	(Z)	0-.5
-	-	-	-	(Z)	(Z)	-	-	(Z)	(Z)	-	.5-1
(Z)	(Z)	(Z)	(Z)	1	(Z)	(Z)	(Z)	-	-	-	1-5
-	-	-	-	(Z)	(Z)	-	-	-	-	-	5-10
-	-	-	-	-	-	1	1	-	-	-	10-20
-	-	-	-	-	-	-	-	-	-	-	20-30
17	4	24	9	27	18	8	9	13	22	62	30-60
-	-	-	-	6	4	-	-	-	-	-	60-90
8	2	13	5	204	137	-	-	24	49	-	90+
17	5	102	38	171	121	-	-	1	2	345	UK
84	20	85	36	101	64	14	18	63	122	(Z)	37428
(Z)	(Z)	(Z)	(Z)	1	(Z)	(Z)	(Z)	(Z)	(Z)	(Z)	0-.5
1	(Z)	1	(Z)	1	1	(Z)	(Z)	(Z)	(Z)	-	.5-1
2	(Z)	4	2	2	1	2	2	3	6	-	1-5
1	(Z)	(Z)	(Z)	2	2	1	2	-	-	-	5-10
1	(Z)	4	2	4	3	2	3	(Z)	(Z)	-	10-20



TABLE 3. SHIPMENTS BY MANUFACTURING ESTABLISHMENTS--COMMOITIES AND WEIGHT OF SHIPMENT BY OISTANCE SHIPPED: 1977--CON.

TCC CDOE	COMMOITY AND WEIGHT OF SHIPMENT	ALL SHIPMENTS				TONS (THOUSANDS) AND TDN-MILES (MILLIONS) BY OISTANCE OF SHIPMENT			
		TONS (THDU- SANOS) (A)	TON-MILES (MIL- LIONS) (B)	STANDARD ERRDR (PERCENT) FOR COLUMNS--		UNOER 10D MILES		100 TO 199 MILES	
				(A)	(B)	TONS	TON- MILES	TONS	TON- MILES
3742B	PARTS FOR RAILROAO AND STREET CARS, EXC. WHEELS. . . . .								
	20,000 TO 29,999 POUNOS. . . . .	28	16	42	66	17	(Z)	-	-
	30,000 TO 59,999 PDUNOS. . . . .	73	23	46	50	18	1	11	1
	60,000 TD 89,999 PDUNOS. . . . .	15	2	83	71	2	(Z)	12	2
	90,000 POUNOS AND OVR. . . . .	20B	14D	51	62	12	1	4B	7
	SHIPMENT WEIGHT UNKNOWN. . . . .	162	70	45	48	23	1	2B	4
3751	MOTORCYCLES, BICYCLES, AND PARTS * . . . . .	330	180	8	11	32	1	56	B
	UNOER 500 POUNOS. . . . .	1B	17	47	5B	2	(Z)	1	(Z)
	500 TO 999 POUNOS. . . . .	4	2	15	21	(Z)	(Z)	(Z)	(Z)
	1,000 TD 4,999 POUNOS. . . . .	19	11	12	21	3	(Z)	3	(Z)
	5,000 TO 9,999 POUNOS. . . . .	31	22	44	64	4	(Z)	2	(Z)
	10,000 TO 19,999 POUNOS. . . . .	41	19	11	12	7	(Z)	5	1
	20,000 TO 29,999 POUNOS. . . . .	39	23	21	19	4	(Z)	1	(Z)
	30,000 TO 59,999 POUNOS. . . . .	42	12	16	31	5	(Z)	21	3
	60,000 TO 89,999 POUNOS. . . . .	5	4	100	100	-	-	-	-
	SHIPMENT WEIGHT UNKNOWN. . . . .	130	70	18	14	6	(Z)	21	3
37511	MOTOR-CYCLES, -BIKES, -SCOOTERS; BODIES, SIDECARS. . . . .	40	30	5	8	2	(Z)	4	1
	UNOER 500 POUNOS. . . . .	(Z)	(Z)	69	95	-	-	(Z)	(Z)
	500 TO 999 POUNOS. . . . .	(Z)	(Z)	35	41	(Z)	(Z)	(Z)	(Z)
	1,000 TD 4,999 POUNOS. . . . .	(Z)	(Z)	55	59	-	-	-	-
	5,000 TO 9,999 POUNOS. . . . .	(Z)	(Z)	80	86	(Z)	(Z)	-	-
	10,000 TO 19,999 POUNOS. . . . .	4	4	29	32	-	-	-	-
	20,000 TO 29,999 POUNOS. . . . .	B	B	18	21	-	-	-	-
	30,000 TO 59,999 POUNOS. . . . .	3	3	46	47	-	-	-	-
	SHIPMENT WEIGHT UNKNOWN. . . . .	24	15	5	B	2	(Z)	4	1
37512	BICYCLES. . . . .	157	B5	10	11	12	1	1B	3
	UNOER 500 POUNOS. . . . .	3	1	44	39	(Z)	(Z)	(Z)	(Z)
	500 TO 999 POUNOS. . . . .	3	1	16	15	(Z)	(Z)	(Z)	(Z)
	1,000 TD 4,999 POUNOS. . . . .	13	6	16	26	2	(Z)	2	(Z)
	5,000 TO 9,999 POUNOS. . . . .	11	6	31	42	2	(Z)	2	(Z)
	10,000 TO 19,999 PDUNOS. . . . .	27	13	14	15	4	(Z)	3	1
	20,000 TO 29,999 POUNOS. . . . .	17	10	24	24	-	-	(Z)	(Z)
	30,000 TO 59,999 PDUNOS. . . . .	4	3	70	7B	-	-	-	-
	60,000 TO 89,999 POUNOS. . . . .	5	4	100	100	-	-	-	-
	SHIPMENT WEIGHT UNKNOWN. . . . .	74	41	20	17	3	(Z)	10	2
37513	PARTS AND ACCESSORIES, MOTORCYCLE AND BICYCLE. . . . .	133	65	16	32	19	1	34	5
	UNOER 500 POUNOS. . . . .	15	16	59	66	2	(Z)	1	(Z)
	500 TO 999 POUNOS. . . . .	1	1	35	40	(Z)	(Z)	-	-
	1,000 TD 4,999 POUNOS. . . . .	6	5	21	39	1	(Z)	1	(Z)
	5,000 TO 9,999 POUNOS. . . . .	20	12	74	86	2	(Z)	1	(Z)
	10,000 TO 19,999 POUNOS. . . . .	10	2	19	27	3	(Z)	2	(Z)
	20,000 TO 29,999 POUNOS. . . . .	13	5	34	49	4	(Z)	1	(Z)
	30,000 TO 59,999 POUNOS. . . . .	35	6	15	19	5	(Z)	21	3
	SHIPMENT WEIGHT UNKNOWN. . . . .	32	14	43	39	1	(Z)	7	1
37691	GUIDED MISSILE AND SPACE VEHICLE PARTS, NEC * . . . . .	132	125	9	15	42	2	2	(Z)
	UNOER 500 POUNOS. . . . .	9	B	13	17	2	(Z)	(Z)	(Z)
	500 TO 999 POUNOS. . . . .	3	3	41	62	1	(Z)	(Z)	(Z)
	1,000 TO 4,999 POUNOS. . . . .	15	19	43	60	1	(Z)	(Z)	(Z)
	5,000 TO 9,999 POUNOS. . . . .	12	6	B3	BD	(Z)	(Z)	-	-
	10,000 TO 19,999 POUNOS. . . . .	1	(Z)	79	69	1	(Z)	-	-
	20,000 TO 29,999 POUNOS. . . . .	9	1	35	47	6	(Z)	1	(Z)
	30,000 TO 59,999 POUNOS. . . . .	11	13	54	87	5	(Z)	-	-
	60,000 TO 89,999 POUNOS. . . . .	(Z)	(Z)	69	69	-	-	-	-
	90,000 POUNOS AND OVR. . . . .	(Z)	(Z)	100	100	-	-	-	-
	SHIPMENT WEIGHT UNKNOWN. . . . .	72	73	10	6	26	1	(Z)	(Z)
379	MISCELLANEOUS TRANSPORTATION EQUIPMENT . . . . .	1 81D	663	68	48	373	15	315	46
	UNOER 500 PDUNOS. . . . .	15	7	31	44	6	(Z)	1	(Z)
	500 TO 999 POUNOS. . . . .	11	3	28	35	4	(Z)	4	1
	1,000 TD 4,999 PDUNOS. . . . .	323	111	14	16	69	3	62	9
	5,000 TO 9,999 PDUNOS. . . . .	366	141	19	14	77	3	63	10
	10,000 TO 19,999 POUNOS. . . . .	500	179	24	20	94	4	119	18
	20,000 TO 29,999 POUNOS. . . . .	230	72	36	33	65	2	44	6
	30,000 TO 59,999 POUNOS. . . . .	86	71	36	52	3	(Z)	3	(Z)
	60,000 TO 89,999 PDUNOS. . . . .	2	(Z)	100	100	-	-	-	-
	90,000 POUNOS AND OVR. . . . .	8	6	B6	70	-	-	-	-
	SHIPMENT WEIGHT UNKNOWN. . . . .	268	72	96	92	55	2	20	3
3791	TRAILER COACHES. . . . .	1 577	551	72	54	286	12	295	44
	UNOER 500 PDUNOS. . . . .	5	2	37	25	2	(Z)	(Z)	(Z)
	500 TO 999 POUNOS. . . . .	5	1	38	46	2	(Z)	2	(Z)
	1,000 TO 4,999 POUNOS. . . . .	319	116	15	17	60	3	69	10
	5,000 TO 9,999 POUNOS. . . . .	355	138	20	15	72	3	67	10
	10,000 TO 19,999 POUNOS. . . . .	438	173	28	21	67	3	106	16
	20,000 TO 29,999 POUNOS. . . . .	165	49	44	38	3B	1	29	4
	30,000 TO 59,999 POUNOS. . . . .	23	9	45	51	3	(Z)	3	(Z)
	60,000 TO 89,999 POUNOS. . . . .	2	(Z)	100	100	-	-	-	-
	90,000 POUNOS AND OVR. . . . .	8	3	100	100	-	-	-	-
	SHIPMENT WEIGHT UNKNOWN. . . . .	256	60	96	93	41	1	18	3
37911	TRAILER COACHES, HDUSING TYPE. . . . .	791	312	23	17	122	6	163	24
	UNOER 500 PDUNOS. . . . .	(Z)	(Z)	31	37	(Z)	(Z)	(Z)	(Z)
	500 TO 999 POUNOS. . . . .	1	(Z)	20	34	(Z)	(Z)	(Z)	(Z)
	1,000 TD 4,999 POUNOS. . . . .	52	27	78	80	5	(Z)	8	1
	5,000 TO 9,999 POUNOS. . . . .	127	53	38	26	21	1	21	3
	10,000 TO 19,999 POUNOS. . . . .	385	154	26	19	55	3	97	14
	20,000 TO 29,999 POUNOS. . . . .	157	48	45	39	31	1	29	4
	30,000 TO 59,999 POUNOS. . . . .	21	8	47	55	3	(Z)	3	(Z)
	60,000 TO 89,999 POUNOS. . . . .	2	(Z)	100	100	-	-	-	-
	90,000 PDUNOS AND OVR. . . . .	8	3	100	100	-	-	-	-
	SHIPMENT WEIGHT UNKNOWN. . . . .	38	18	62	39	6	(Z)	5	1
37912	TRAVEL TRAILERS AND CAMPERS. . . . .	785	239	86	77	164	6	132	19

TONS (THOUSANDS) AND TON-MILES (MILLIONS) BY DISTANCE OF SHIPMENT--CON.

200 TO 299 MILES		300 TO 499 MILES		500 TO 999 MILES		1,000 TO 1,499 MILES		1,500 MILES AND OVER		MILEAGE UNKNOWN	TCC CODE AND WT.
TONS	TON-MILES	TONS	TON-MILES	TONS	TON-MILES	TONS	TON-MILES	TONS	TON-MILES	TONS	
1	(Z)	(Z)	(Z)	1	1	4	5	4	9	-	37428
19	4	2	1	19	12	3	4	(Z)	(Z)	-	20-30
-	-	(Z)	(Z)	1	(Z)	-	-	-	-	-	30-60
43	10	22	11	38	24	-	-	45	87	-	60-90
15	4	51	20	32	21	1	1	10	19	(Z)	90+
											UK
37	9	49	20	111	80	27	32	15	29	3	3751
1	(Z)	2	1	5	4	1	1	5	11	(Z)	0-.5
(Z)	(Z)	2	1	1	1	(Z)	(Z)	(Z)	(Z)	-	.5-1
2	1	3	1	6	4	1	1	2	3	-	1-5
(Z)	(Z)	3	1	20	19	1	1	(Z)	(Z)	-	5-10
3	1	12	5	9	6	6	6	(Z)	(Z)	-	10-20
6	1	6	2	13	9	7	9	(Z)	(Z)	-	20-30
7	2	2	1	3	2	4	4	-	-	-	30-60
-	-	-	-	5	4	-	-	-	-	-	60-90
18	4	19	8	49	32	6	8	7	14	3	UK
3	1	7	3	10	7	12	15	1	3	-	37511
-	-	(Z)	(Z)	(Z)	(Z)	(Z)	(Z)	(Z)	(Z)	-	0-.5
-	-	-	-	-	-	(Z)	(Z)	(Z)	(Z)	-	.5-1
-	-	-	-	-	-	(Z)	(Z)	(Z)	(Z)	-	1-5
-	-	-	-	-	-	(Z)	(Z)	(Z)	(Z)	-	5-10
-	-	1	1	(Z)	(Z)	2	3	-	-	-	10-20
-	-	2	1	1	(Z)	6	7	-	-	-	20-30
-	-	-	-	2	1	1	2	-	-	-	30-60
3	1	4	2	7	5	3	3	1	3	-	UK
19	4	27	12	65	43	10	12	6	11	-	37512
(Z)	(Z)	1	(Z)	1	1	(Z)	(Z)	(Z)	(Z)	-	0-.5
(Z)	(Z)	1	(Z)	1	1	(Z)	(Z)	(Z)	(Z)	-	.5-1
2	(Z)	2	1	3	2	1	1	1	1	-	1-5
(Z)	(Z)	3	1	4	3	1	1	(Z)	(Z)	-	5-10
1	(Z)	8	3	7	5	4	4	(Z)	(Z)	-	10-20
2	(Z)	4	1	11	8	-	-	(Z)	(Z)	-	20-30
-	-	2	1	-	-	2	2	-	-	-	30-60
-	-	-	-	5	4	-	-	-	-	-	60-90
13	3	8	3	32	20	3	4	4	9	-	UK
15	4	14	6	36	30	4	5	8	15	3	37513
(Z)	(Z)	1	(Z)	4	3	1	1	5	11	(Z)	0-.5
(Z)	(Z)	1	(Z)	1	(Z)	(Z)	(Z)	(Z)	(Z)	-	.5-1
1	(Z)	(Z)	(Z)	2	2	1	1	1	2	-	1-5
-	-	1	(Z)	17	16	(Z)	(Z)	-	-	-	5-10
2	(Z)	3	1	1	1	(Z)	(Z)	-	-	-	10-20
4	1	1	(Z)	1	1	2	2	-	-	-	20-30
7	2	1	(Z)	1	(Z)	-	-	-	-	-	30-60
2	(Z)	7	3	10	7	1	1	1	2	3	UK
1	(Z)	14	5	14	9	7	9	52	99	(Z)	37691
(Z)	(Z)	2	1	1	1	1	3	3	6	-	0-.5
(Z)	(Z)	(Z)	(Z)	(Z)	(Z)	1	1	1	2	-	.5-1
(Z)	(Z)	1	(Z)	5	3	3	5	4	11	-	1-5
(Z)	(Z)	10	4	(Z)	(Z)	-	-	1	2	-	5-10
(Z)	(Z)	-	-	-	-	-	-	-	-	-	10-20
(Z)	(Z)	-	-	1	1	-	-	(Z)	(Z)	-	20-30
(Z)	(Z)	-	-	1	(Z)	-	-	5	13	-	30-60
-	-	-	-	-	-	-	-	(Z)	(Z)	-	60-90
-	-	-	-	-	-	-	-	(Z)	(Z)	-	90+
(Z)	(Z)	1	(Z)	7	4	2	3	37	65	(Z)	UK
237	59	313	119	328	231	104	128	34	65	106	379
1	(Z)	3	1	4	3	1	1	1	1	(Z)	0-.5
1	(Z)	1	(Z)	2	1	(Z)	(Z)	(Z)	(Z)	-	.5-1
40	10	68	25	57	40	12	14	5	10	11	1-5
46	11	71	28	78	52	27	30	4	7	(Z)	5-10
81	20	92	35	80	58	20	25	10	20	4	10-20
43	10	29	10	34	24	16	20	-	-	-	20-30
7	2	13	5	39	30	14	19	7	14	-	30-60
2	(Z)	-	-	-	-	-	-	-	-	-	60-90
-	-	6	2	-	-	-	-	2	4	-	90+
17	4	31	12	35	24	14	18	5	9	91	UK
218	54	284	109	279	191	75	90	27	51	113	3791
(Z)	(Z)	1	(Z)	(Z)	(Z)	(Z)	(Z)	(Z)	(Z)	1	0-.5
(Z)	(Z)	(Z)	(Z)	1	(Z)	-	-	(Z)	(Z)	-	.5-1
42	11	73	27	58	41	11	13	5	11	1	1-5
40	10	65	26	80	53	27	30	3	6	(Z)	5-10
74	19	74	29	81	58	21	28	11	22	4	10-20
40	10	30	10	21	13	8	10	-	-	-	20-30
5	1	6	2	4	2	-	-	2	3	-	30-60
-	(Z)	-	-	-	-	-	-	-	-	-	60-90
-	-	8	3	-	-	-	-	-	-	-	90+
15	4	27	11	34	24	8	9	5	9	107	UK
137	34	145	55	163	113	40	51	16	30	5	37911
(Z)	(Z)	(Z)	(Z)	(Z)	(Z)	(Z)	(Z)	(Z)	(Z)	-	0-.5
-	-	(Z)	(Z)	(Z)	(Z)	-	-	-	-	-	.5-1
4	1	12	4	17	13	3	4	1	3	-	1-5
14	3	24	10	38	25	7	7	2	3	(Z)	5-10
66	17	61	24	72	52	21	27	9	17	4	10-20
40	10	28	10	21	13	8	10	-	-	-	20-30
5	1	5	2	4	2	-	-	2	3	-	30-60
2	(Z)	-	-	-	-	-	-	-	-	-	60-90
-	-	8	3	-	-	-	-	-	-	-	90+
6	1	6	2	11	7	2	2	2	3	(Z)	UK
81	21	139	53	116	79	34	39	11	22	108	37912

BUREAU OF ECONOMIC ANALYSIS

TABLE 3. SHIPMENTS BY MANUFACTURING ESTABLISHMENTS--COMMODITIES AND WEIGHT OF SHIPMENT BY DISTANCE SHIPPED: 1977--CON.

TCC CODE	COMMODITY AND WEIGHT OF SHIPMENT	ALL SHIPMENTS				TONS (THOUSANDS) AND TON-MILES (MILLIONS) BY DISTANCE OF SHIPMENT			
		TONS (THOUSANDS) (A)	TON-MILES (MILLIONS) (B)	STANDARD ERROR (PERCENT) FOR COLUMNS--		UNDER 100 MILES		100 TO 199 MILES	
				(A)	(B)	TONS	TON-MILES	TONS	TON-MILES
37912	TRAVEL TRAILERS AND CAMPERS.								
	UNDER 500 POUNDS . . . . .	5	2	40	29	2	(Z)	(Z)	(Z)
	500 TO 999 POUNDS . . . . .	4	1	41	51	2	(Z)	2	(Z)
	1,000 TO 4,999 POUNDS . . . . .	268	89	17	17	55	3	62	9
	5,000 TO 9,999 POUNDS . . . . .	228	85	25	22	51	2	46	7
	10,000 TO 19,999 POUNDS . . . . .	53	19	54	58	12	(Z)	9	1
	20,000 TO 29,999 POUNDS . . . . .	8	1	72	85	7	(Z)	(Z)	(Z)
	30,000 TO 59,999 POUNDS . . . . .	2	1	100	100	-	-	-	-
	SHIPMENT WEIGHT UNKNOWN . . . . .	218	42	97	95	35	(Z)	13	2
3799	TRANSPORTATION EQUIPMENT, NEC.	403	160	30	36	116	5	51	6
	UNDER 500 POUNDS . . . . .	11	5	35	57	4	(Z)	1	(Z)
	500 TO 999 POUNDS . . . . .	7	2	36	41	2	(Z)	2	(Z)
	1,000 TO 4,999 POUNDS . . . . .	38	8	44	27	16	1	3	(Z)
	5,000 TO 9,999 POUNDS . . . . .	44	16	51	37	11	1	(Z)	(Z)
	10,000 TO 19,999 POUNDS . . . . .	112	32	36	21	35	1	21	3
	20,000 TO 29,999 POUNDS . . . . .	82	28	43	17	28	1	24	3
	30,000 TO 59,999 POUNDS . . . . .	59	51	50	58	-	-	-	-
	90,000 POUNDS AND OVER . . . . .	2	4	100	100	-	-	-	-
	SHIPMENT WEIGHT UNKNOWN . . . . .	47	14	35	68	21	1	1	(Z)
37993	HAND CARTS, WAGONS, AND PARTS.	11	6	45	47	(Z)	(Z)	(Z)	(Z)
	UNDER 500 POUNDS . . . . .	(Z)	(Z)	62	76	(Z)	(Z)	-	-
	500 TO 999 POUNDS . . . . .	1	(Z)	65	83	-	-	(Z)	(Z)
	1,000 TO 4,999 POUNDS . . . . .	1	1	53	54	(Z)	(Z)	-	-
	5,000 TO 9,999 POUNDS . . . . .	2	1	100	100	-	-	-	-
	10,000 TO 19,999 POUNDS . . . . .	1	1	69	72	-	-	-	-
	20,000 TO 29,999 POUNDS . . . . .	3	2	72	73	-	-	-	-
	30,000 TO 59,999 POUNDS . . . . .	3	2	69	81	-	-	-	-
	SHIPMENT WEIGHT UNKNOWN . . . . .	(Z)	(Z)	90	100	(Z)	(Z)	-	-
37999	TRANSPORTATION EQUIPMENT AND PARTS, NEC.	392	154	31	38	116	5	51	6
	UNDER 500 POUNDS . . . . .	11	5	37	58	3	(Z)	1	(Z)
	500 TO 999 POUNDS . . . . .	6	2	39	46	2	(Z)	1	(Z)
	1,000 TO 4,999 POUNDS . . . . .	37	8	46	30	16	1	3	(Z)
	5,000 TO 9,999 POUNDS . . . . .	43	15	52	39	11	1	(Z)	(Z)
	10,000 TO 19,999 POUNDS . . . . .	110	31	37	22	35	1	21	3
	20,000 TO 29,999 POUNDS . . . . .	79	26	45	18	28	1	24	3
	30,000 TO 59,999 POUNDS . . . . .	56	49	51	59	-	-	-	-
	90,000 POUNDS AND OVER . . . . .	2	4	100	100	-	-	-	-
	SHIPMENT WEIGHT UNKNOWN . . . . .	47	14	35	68	21	1	1	(Z)
38	INSTRUMENTS, PHOTO, AND MEDICAL GOODS, WATCHES, CLOCKS	2 397	1 663	12	12	404	18	187	27
	UNDER 500 POUNDS . . . . .	324	242	6	9	43	2	27	4
	500 TO 999 POUNDS . . . . .	163	99	9	16	23	1	19	3
	1,000 TO 4,999 POUNDS . . . . .	361	231	13	16	66	3	29	4
	5,000 TO 9,999 POUNDS . . . . .	152	120	12	17	15	1	9	1
	10,000 TO 19,999 POUNDS . . . . .	231	134	31	30	51	2	19	3
	20,000 TO 29,999 POUNDS . . . . .	255	125	29	21	108	7	18	2
	30,000 TO 59,999 POUNDS . . . . .	317	285	10	20	10	(Z)	8	1
	60,000 TO 89,999 POUNDS . . . . .	201	196	62	70	2	(Z)	-	-
	90,000 POUNDS AND OVER . . . . .	2	2	85	80	-	-	-	-
	SHIPMENT WEIGHT UNKNOWN . . . . .	391	228	11	20	87	2	57	8
3811	ENGINEERING, SCIENTIFIC, AND LABORATORY INSTRUMENTS *	78	63	18	19	10	(Z)	5	1
	UNDER 500 POUNDS . . . . .	17	14	17	17	3	(Z)	1	(Z)
	500 TO 999 POUNDS . . . . .	7	6	28	23	2	(Z)	(Z)	(Z)
	1,000 TO 4,999 POUNDS . . . . .	14	14	40	43	2	(Z)	1	(Z)
	5,000 TO 9,999 POUNDS . . . . .	6	8	53	74	(Z)	(Z)	(Z)	(Z)
	10,000 TO 19,999 POUNDS . . . . .	2	1	64	60	(Z)	(Z)	1	(Z)
	20,000 TO 29,999 POUNDS . . . . .	15	8	20	25	(Z)	(Z)	1	(Z)
	30,000 TO 59,999 POUNDS . . . . .	1	1	100	100	-	-	-	-
	90,000 POUNDS AND OVER . . . . .	1	1	100	100	-	-	-	-
	SHIPMENT WEIGHT UNKNOWN . . . . .	14	10	51	54	2	(Z)	1	(Z)
38111	AIRCRAFT FLIGHT AND NAUTICAL INSTRUMENTS	14	9	41	37	4	(Z)	(Z)	(Z)
	UNDER 500 POUNDS . . . . .	3	2	39	43	1	(Z)	(Z)	(Z)
	500 TO 999 POUNDS . . . . .	3	1	62	61	2	(Z)	(Z)	(Z)
	1,000 TO 4,999 POUNDS . . . . .	7	4	82	98	1	(Z)	-	-
	SHIPMENT WEIGHT UNKNOWN . . . . .	2	2	35	38	(Z)	(Z)	(Z)	(Z)
38112	SURVEYING AND DRAFTING INSTRUMENTS	2	3	94	94	(Z)	(Z)	(Z)	(Z)
	UNDER 500 POUNDS . . . . .	(Z)	(Z)	27	29	(Z)	(Z)	(Z)	(Z)
	SHIPMENT WEIGHT UNKNOWN . . . . .	2	3	100	100	(Z)	(Z)	(Z)	(Z)
38113	LABORATORY AND SCIENTIFIC INSTRUMENTS, LAB. FURNITURE.	45	29	24	25	5	(Z)	4	1
	UNDER 500 POUNDS . . . . .	9	7	20	21	2	(Z)	1	(Z)
	500 TO 999 POUNDS . . . . .	3	3	21	27	(Z)	(Z)	(Z)	(Z)
	1,000 TO 4,999 POUNDS . . . . .	3	2	30	47	1	(Z)	(Z)	(Z)
	5,000 TO 9,999 POUNDS . . . . .	2	1	46	61	(Z)	(Z)	(Z)	(Z)
	10,000 TO 19,999 POUNDS . . . . .	2	1	64	60	(Z)	(Z)	1	(Z)
	20,000 TO 29,999 POUNDS . . . . .	15	8	20	25	(Z)	(Z)	1	(Z)
	30,000 TO 59,999 POUNDS . . . . .	1	1	100	100	-	-	-	-
	90,000 POUNDS AND OVER . . . . .	1	1	100	100	-	-	-	-
	SHIPMENT WEIGHT UNKNOWN . . . . .	9	5	76	82	1	(Z)	1	(Z)
38119	ENGINEERING INSTRUMENTS, NEC	16	22	55	70	1	(Z)	1	(Z)
	UNDER 500 POUNDS . . . . .	4	3	64	60	1	(Z)	(Z)	(Z)
	500 TO 999 POUNDS . . . . .	1	3	64	73	(Z)	(Z)	-	-
	1,000 TO 4,999 POUNDS . . . . .	5	8	81	75	(Z)	(Z)	(Z)	(Z)
	5,000 TO 9,999 POUNDS . . . . .	4	7	100	100	-	-	-	-
	SHIPMENT WEIGHT UNKNOWN . . . . .	1	(Z)	76	97	1	(Z)	(Z)	(Z)
382	MEASURING AND CONTROLLING INSTRUMENTS.	323	262	6	9	28	1	21	3
	UNDER 500 POUNDS . . . . .	65	48	7	9	8	(Z)	6	1
	500 TO 999 POUNDS . . . . .	25	16	10	15	3	(Z)	1	(Z)
	1,000 TO 4,999 POUNDS . . . . .	78	75	13	20	7	(Z)	8	1



TONS (THOUSANDS) AND TON-MILES (MILLIONS) BY DISTANCE OF SHIPMENT--CON.

200 TO 299 MILES		300 TO 499 MILES		500 TO 999 MILES		1,000 TO 1,499 MILES		1,500 MILES AND OVER		MILEAGE UNKNOWN	TCC CODE AND WT.
TONS	TON-MILES	TONS	TON-MILES	TONS	TON-MILES	TONS	TON-MILES	TONS	TON-MILES	TONS	
(Z)	(Z)	1	(Z)	(Z)	(Z)	(Z)	(Z)	(Z)	1	-	37912
(Z)	(Z)	(Z)	(Z)	1	(Z)	-	-	(Z)	(Z)	-	0-.5
38	10	60	23	41	28	8	9	4	7	1	.5-1
27	7	40	15	42	28	20	23	2	3	-	1-5
8	2	13	5	8	6	(Z)	1	2	4	-	5-10
-	-	1	(Z)	-	-	-	-	-	-	-	10-20
-	-	2	1	-	-	-	-	-	-	-	20-30
9	2	21	8	23	16	6	7	3	6	-	30-60
										107	UK
37	9	55	20	84	64	33	42	7	13	20	3799
(Z)	(Z)	2	1	3	2	1	1	(Z)	1	(Z)	0-.5
1	(Z)	1	(Z)	1	1	(Z)	(Z)	(Z)	(Z)	-	.5-1
3	1	3	1	5	4	1	2	-	-	6	1-5
11	3	13	5	14	5	1	3	1	1	-	5-10
13	3	26	9	14	10	3	2	1	1	-	10-20
5	1	(Z)	(Z)	14	12	10	12	-	-	-	20-30
3	1	8	3	36	29	9	11	3	6	-	30-60
-	-	-	-	-	-	-	-	2	4	-	90+
1	(Z)	1	1	2	2	7	10	(Z)	(Z)	14	UK
2	1	2	1	7	5	(Z)	(Z)	(Z)	(Z)	-	37993
(Z)	(Z)	(Z)	(Z)	(Z)	(Z)	(Z)	(Z)	-	-	-	0-.5
-	-	-	-	(Z)	(Z)	-	-	-	-	-	.5-1
(Z)	(Z)	1	(Z)	(Z)	(Z)	-	-	-	-	-	1-5
1	(Z)	-	-	1	1	-	-	-	-	-	5-10
-	-	1	(Z)	1	(Z)	-	-	-	-	-	10-20
-	-	-	-	3	2	-	-	-	-	-	20-30
1	(Z)	-	-	1	1	-	-	-	-	-	30-60
-	-	-	-	-	-	-	-	(Z)	(Z)	-	UK
34	9	54	20	77	59	33	42	7	13	20	37999
(Z)	(Z)	2	1	3	2	1	1	(Z)	1	(Z)	0-.5
1	(Z)	1	(Z)	1	1	(Z)	(Z)	(Z)	(Z)	-	.5-1
3	1	3	1	5	3	1	2	-	-	6	1-5
10	2	13	5	7	4	1	2	1	1	-	5-10
13	3	25	9	13	10	3	3	1	1	-	10-20
5	1	(Z)	(Z)	11	9	10	12	-	-	-	20-30
1	(Z)	8	3	35	27	9	11	3	6	-	30-60
-	-	-	-	-	-	-	-	2	4	-	90+
1	(Z)	1	1	2	2	7	10	(Z)	(Z)	14	UK
293	76	281	109	594	420	340	425	277	588	23	38
34	9	52	20	81	59	36	44	51	105	(Z)	0-.5
23	6	35	12	31	22	9	11	22	9	44	.5-1
52	14	52	21	84	60	40	37	48	80	-	1-5
9	2	25	10	58	44	12	15	23	46	-	5-10
15	4	39	17	66	43	25	31	17	35	-	10-20
15	4	18	7	57	37	20	25	20	43	1	20-30
67	17	33	11	100	71	42	54	57	131	-	30-60
58	15	-	-	8	6	127	159	6	15	-	60-90
-	-	-	-	1	1	(Z)	(Z)	-	-	-	90+
19	5	27	11	106	76	31	37	41	90	22	UK
4	1	8	3	27	19	5	6	17	32	1	3811
1	(Z)	2	1	4	3	1	2	4	8	-	0-.5
(Z)	(Z)	1	(Z)	1	1	1	1	1	3	-	.5-1
(Z)	(Z)	(Z)	(Z)	6	4	1	1	4	8	-	1-5
-	-	(Z)	(Z)	(Z)	(Z)	(Z)	(Z)	5	8	-	5-10
(Z)	(Z)	1	(Z)	(Z)	(Z)	(Z)	(Z)	(Z)	(Z)	-	10-20
3	1	1	1	8	5	(Z)	(Z)	1	2	1	20-30
-	-	-	-	1	1	-	-	-	-	-	30-60
-	-	-	-	1	1	-	-	-	-	-	90+
(Z)	(Z)	3	1	5	4	1	1	2	4	1	UK
(Z)	(Z)	(Z)	(Z)	8	6	1	1	1	1	(Z)	38111
(Z)	(Z)	(Z)	(Z)	1	1	1	1	(Z)	1	-	0-.5
-	-	-	-	1	1	(Z)	(Z)	-	-	-	.5-1
-	-	-	-	5	4	-	-	-	-	-	1-5
(Z)	(Z)	(Z)	(Z)	1	1	(Z)	(Z)	(Z)	(Z)	(Z)	UK
(Z)	(Z)	1	(Z)	(Z)	(Z)	(Z)	(Z)	1	3	-	38112
-	-	(Z)	(Z)	(Z)	(Z)	(Z)	(Z)	(Z)	(Z)	-	0-.5
(Z)	(Z)	1	(Z)	(Z)	(Z)	(Z)	(Z)	1	3	-	UK
4	1	7	3	17	12	2	3	5	9	1	38113
(Z)	(Z)	1	(Z)	2	2	1	1	2	4	-	0-.5
(Z)	(Z)	1	(Z)	1	1	(Z)	(Z)	1	1	-	.5-1
(Z)	(Z)	(Z)	(Z)	(Z)	(Z)	(Z)	(Z)	1	1	-	1-5
-	-	(Z)	(Z)	(Z)	(Z)	(Z)	(Z)	(Z)	(Z)	-	5-10
(Z)	(Z)	1	(Z)	(Z)	(Z)	(Z)	(Z)	(Z)	(Z)	-	10-20
3	1	1	1	8	5	(Z)	(Z)	1	2	1	20-30
-	-	-	-	1	1	-	-	-	-	-	30-60
-	-	-	-	1	1	-	-	-	-	-	90+
(Z)	(Z)	2	1	4	3	(Z)	1	(Z)	1	-	UK
1	(Z)	1	(Z)	1	1	2	2	10	19	(Z)	38119
1	(Z)	1	(Z)	1	1	(Z)	(Z)	1	3	-	0-.5
-	-	-	-	-	-	1	1	1	2	-	.5-1
(Z)	(Z)	-	-	(Z)	(Z)	1	1	3	7	-	1-5
-	-	-	-	-	-	-	-	4	7	-	5-10
-	-	-	-	-	-	-	-	-	-	(Z)	UK
23	6	62	26	77	54	55	72	48	99	8	382
7	2	11	4	16	12	7	9	10	20	(Z)	0-.5
3	1	4	2	9	6	2	3	2	4	-	.5-1
4	1	9	4	11	7	28	39	11	23	-	1-5

BUREAU OF ECONOMIC ANALYSIS

TABLE 3. SHIPMENTS BY MANUFACTURING ESTABLISHMENTS--COMMODITIES AND WEIGHT OF SHIPMENT BY DISTANCE SHIPPED: 1977--CON.

TCC CODE	COMMODITY AND WEIGHT OF SHIPMENT	ALL SHIPMENTS				TONS (THOUSANDS) AND TON-MILES (MILLIONS) BY DISTANCE OF SHIPMENT			
		TONS (THOU- SANDS) (A)	TON-MILES (MIL- LIONS) (B)	STANDARD ERROR (PERCENT) FOR COLUMNS--		UNDER 100 MILES		100 TO 199 MILES	
				(A)	(B)	TONS	TON- MILES	TONS	TON- MILES
382	MEASURING AND CONTROLLING INSTRUMENTS.								
	5,000 TO 9,999 POUNDS . . . . .	30	30	16	21	(Z)	(Z)	3	(Z)
	10,000 TO 19,999 POUNDS . . . . .	27	20	27	23	(Z)	(Z)	-	-
	20,000 TO 29,999 POUNDS . . . . .	24	22	34	38	1	(Z)	-	-
	30,000 TO 59,999 POUNDS . . . . .	3	5	60	34	1	(Z)	-	-
	60,000 TO 89,999 POUNDS . . . . .	(Z)	1	100	100	-	-	-	-
	SHIPMENT WEIGHT UNKNOWN . . . . .	71	45	22	35	8	(Z)	4	1
3821	MECHANICAL MEASURING AND CONTROLLING INSTRUMENTS	191	148	7	11	22	1	15	2
	UNDER 500 POUNDS . . . . .	40	29	10	11	6	(Z)	4	1
	500 TO 999 POUNDS . . . . .	15	9	13	17	2	(Z)	1	(Z)
	1,000 TO 4,999 POUNDS . . . . .	50	47	22	38	5	(Z)	5	1
	5,000 TO 9,999 POUNDS . . . . .	7	3	38	25	(Z)	(Z)	3	(Z)
	10,000 TO 19,999 POUNDS . . . . .	4	8	34	49	(Z)	(Z)	-	-
	20,000 TO 29,999 POUNDS . . . . .	18	17	41	49	1	(Z)	-	-
	30,000 TO 59,999 POUNDS . . . . .	3	4	55	32	1	(Z)	-	-
	60,000 TO 89,999 POUNDS . . . . .	(Z)	1	100	100	-	-	-	-
	SHIPMENT WEIGHT UNKNOWN . . . . .	54	30	15	21	6	(Z)	3	(Z)
38212	GAS, WATER, OTHER LIQUID METERS AND RECORDING DEVICES.	56	40	13	14	2	(Z)	7	1
	UNDER 500 POUNDS . . . . .	11	7	26	29	1	(Z)	2	(Z)
	500 TO 999 POUNDS . . . . .	4	3	27	34	(Z)	(Z)	(Z)	(Z)
	1,000 TO 4,999 POUNDS . . . . .	12	7	22	22	1	(Z)	2	(Z)
	5,000 TO 9,999 POUNDS . . . . .	6	3	45	31	(Z)	(Z)	3	(Z)
	10,000 TO 19,999 POUNDS . . . . .	2	2	35	26	(Z)	(Z)	-	-
	20,000 TO 29,999 POUNDS . . . . .	11	8	32	33	-	-	-	-
	30,000 TO 59,999 POUNDS . . . . .	2	4	31	32	-	-	-	-
	60,000 TO 89,999 POUNDS . . . . .	(Z)	1	100	100	-	-	-	-
	SHIPMENT WEIGHT UNKNOWN . . . . .	7	6	22	31	(Z)	(Z)	(Z)	(Z)
38213	WEATHER MEASURING INSTRUMENTS AND GAGES.	7	6	30	34	1	(Z)	(Z)	(Z)
	UNDER 500 POUNDS . . . . .	3	2	38	40	(Z)	(Z)	(Z)	(Z)
	500 TO 999 POUNDS . . . . .	1	1	44	41	-	-	(Z)	(Z)
	1,000 TO 4,999 POUNDS . . . . .	1	1	54	67	-	-	(Z)	(Z)
	SHIPMENT WEIGHT UNKNOWN . . . . .	2	2	37	58	(Z)	(Z)	(Z)	(Z)
38219	MECHANICAL MEASURING INSTRUMENTS, NEC.	129	102	9	16	19	1	7	1
	UNDER 500 POUNDS . . . . .	26	20	13	14	5	(Z)	2	(Z)
	500 TO 999 POUNDS . . . . .	10	5	15	23	2	(Z)	(Z)	(Z)
	1,000 TO 4,999 POUNDS . . . . .	37	39	29	48	5	(Z)	3	(Z)
	5,000 TO 9,999 POUNDS . . . . .	1	1	66	56	-	-	-	-
	10,000 TO 19,999 POUNDS . . . . .	2	6	69	69	-	-	-	-
	20,000 TO 29,999 POUNDS . . . . .	8	10	89	99	1	(Z)	-	-
	30,000 TO 59,999 POUNDS . . . . .	1	(Z)	100	100	1	(Z)	-	-
	SHIPMENT WEIGHT UNKNOWN . . . . .	44	22	20	31	6	(Z)	3	(Z)
38221	AUTOMATIC TEMPERATURE CONTROLS *	129	112	12	15	7	(Z)	5	1
	UNDER 500 POUNDS . . . . .	21	16	12	19	2	(Z)	2	(Z)
	500 TO 999 POUNDS . . . . .	9	7	16	24	1	(Z)	1	(Z)
	1,000 TO 4,999 POUNDS . . . . .	22	22	11	16	2	(Z)	2	(Z)
	5,000 TO 9,999 POUNDS . . . . .	25	29	20	24	(Z)	(Z)	-	-
	10,000 TO 19,999 POUNDS . . . . .	23	13	31	30	-	-	-	-
	20,000 TO 29,999 POUNDS . . . . .	5	4	69	70	-	-	-	-
	30,000 TO 59,999 POUNDS . . . . .	(Z)	(Z)	100	100	-	-	-	-
	SHIPMENT WEIGHT UNKNOWN . . . . .	25	20	42	62	2	(Z)	1	(Z)
38311	OPTICAL INSTRUMENTS AND LENSES *	41	25	33	34	2	(Z)	1	(Z)
	UNDER 500 POUNDS . . . . .	4	3	19	18	1	(Z)	(Z)	(Z)
	500 TO 999 POUNDS . . . . .	1	(Z)	50	57	(Z)	(Z)	(Z)	(Z)
	1,000 TO 4,999 POUNDS . . . . .	3	1	40	50	(Z)	(Z)	1	(Z)
	5,000 TO 9,999 POUNDS . . . . .	(Z)	(Z)	100	100	-	-	-	-
	10,000 TO 19,999 POUNDS . . . . .	3	1	92	90	-	-	-	-
	20,000 TO 29,999 POUNDS . . . . .	18	10	69	73	-	-	-	-
	30,000 TO 59,999 POUNDS . . . . .	11	9	46	50	(Z)	(Z)	(Z)	(Z)
384	SURGICAL, MEDICAL, DENTAL INSTRUMENTS, AND SUPPLIES.	711	486	12	13	76	4	91	13
	UNDER 500 POUNDS . . . . .	150	112	14	18	19	1	13	2
	500 TO 999 POUNDS . . . . .	86	48	10	17	9	(Z)	12	2
	1,000 TO 4,999 POUNDS . . . . .	136	68	18	19	30	2	15	2
	5,000 TO 9,999 POUNDS . . . . .	81	58	25	26	7	(Z)	4	1
	10,000 TO 19,999 POUNDS . . . . .	73	52	38	42	3	(Z)	15	2
	20,000 TO 29,999 POUNDS . . . . .	31	24	39	44	-	-	11	1
	30,000 TO 59,999 POUNDS . . . . .	35	27	36	43	1	(Z)	2	(Z)
	60,000 TO 89,999 POUNDS . . . . .	2	2	100	100	-	-	-	-
	SHIPMENT WEIGHT UNKNOWN . . . . .	117	96	20	35	5	(Z)	20	3
3841	SURGICAL, MEDICAL INSTRUMENTS, AND SUPPLIES.	285	212	20	22	34	2	28	4
	UNDER 500 POUNDS . . . . .	38	37	25	37	5	(Z)	3	(Z)
	500 TO 999 POUNDS . . . . .	19	16	21	25	2	(Z)	1	(Z)
	1,000 TO 4,999 POUNDS . . . . .	60	43	23	24	7	(Z)	8	1
	5,000 TO 9,999 POUNDS . . . . .	53	34	26	27	10	1	2	(Z)
	10,000 TO 19,999 POUNDS . . . . .	50	41	53	56	5	(Z)	3	(Z)
	20,000 TO 29,999 POUNDS . . . . .	11	9	63	68	-	-	-	-
	30,000 TO 59,999 POUNDS . . . . .	10	5	33	38	3	(Z)	1	(Z)
	60,000 TO 89,999 POUNDS . . . . .	2	1	100	100	-	-	-	-
	SHIPMENT WEIGHT UNKNOWN . . . . .	44	26	25	31	2	(Z)	11	1
38411	SURGICAL, MEDICAL INSTRUMENTS, AND APPARATUS	214	168	27	28	29	2	17	2
	UNDER 500 POUNDS . . . . .	26	27	32	47	4	(Z)	2	(Z)
	500 TO 999 POUNDS . . . . .	10	9	28	34	2	(Z)	1	(Z)
	1,000 TO 4,999 POUNDS . . . . .	40	31	34	34	6	(Z)	1	(Z)
	5,000 TO 9,999 POUNDS . . . . .	38	26	35	33	9	1	(Z)	(Z)
	10,000 TO 19,999 POUNDS . . . . .	43	37	62	60	4	(Z)	2	(Z)
	20,000 TO 29,999 POUNDS . . . . .	9	8	69	70	-	-	-	-
	30,000 TO 59,999 POUNDS . . . . .	10	5	33	38	3	(Z)	1	(Z)
	60,000 TO 89,999 POUNDS . . . . .	2	1	100	100	-	-	-	-
	SHIPMENT WEIGHT UNKNOWN . . . . .	37	23	28	33	1	(Z)	11	1

TONS (THOUSANDS) AND TON-MILES (MILLIONS) BY DISTANCE OF SHIPMENT--CON.

200 TO 299 MILES		300 TO 499 MILES		500 TO 999 MILES		1,000 TO 1,499 MILES		1,500 MILES AND OVER		MILEAGE UNKNOWN	TCC CODE AND WT.
TONS	TON-MILES	TONS	TON-MILES	TONS	TON-MILES	TONS	TON-MILES	TONS	TON-MILES	TONS	
-	-	13	6	3	2	1	1	10	20	-	382
4	1	15	7	3	2	(Z)	1	4	10	-	5-10
-	-	4	2	8	5	12	14	(Z)	1	-	10-20
-	-	-	-	(Z)	(Z)	(Z)	(Z)	2	4	-	20-30
-	-	-	-	-	-	-	-	(Z)	1	-	30-60
6	1	7	3	26	19	4	5	8	15	8	60-90
-	-	-	-	-	-	-	-	-	-	-	UK
13	3	23	9	49	35	44	58	18	39	7	3821
5	1	5	2	9	7	5	6	6	12	(Z)	0-.5
2	1	2	1	6	4	1	1	1	2	-	.5-1
3	1	5	2	5	3	24	34	3	6	-	1-5
-	-	1	1	2	1	1	1	(Z)	(Z)	-	5-10
-	-	1	(Z)	1	(Z)	(Z)	1	2	6	-	10-20
-	-	4	2	4	3	9	12	(Z)	1	-	20-30
-	-	-	-	-	-	(Z)	(Z)	2	4	-	30-60
4	1	6	2	22	16	3	3	(Z)	1	-	60-90
-	-	-	-	-	-	-	-	4	7	7	UK
3	1	11	4	19	13	7	9	5	12	(Z)	38212
1	(Z)	2	1	3	2	1	2	1	2	-	0-.5
(Z)	(Z)	1	(Z)	2	1	(Z)	(Z)	(Z)	1	-	.5-1
1	(Z)	3	1	3	2	2	2	1	1	-	1-5
-	-	1	(Z)	2	1	1	1	-	-	-	5-10
-	-	1	(Z)	1	(Z)	(Z)	1	(Z)	1	-	10-20
-	-	4	2	4	3	2	3	(Z)	1	-	20-30
-	-	-	-	-	-	(Z)	(Z)	2	4	-	30-60
1	(Z)	(Z)	(Z)	4	3	(Z)	1	(Z)	2	(Z)	60-90
-	-	-	-	-	-	-	-	-	-	-	UK
(Z)	(Z)	1	1	2	2	(Z)	1	1	3	-	38213
(Z)	(Z)	(Z)	(Z)	1	1	(Z)	(Z)	(Z)	1	-	0-.5
(Z)	(Z)	(Z)	(Z)	(Z)	(Z)	-	-	(Z)	1	-	.5-1
(Z)	(Z)	(Z)	(Z)	(Z)	(Z)	-	-	(Z)	(Z)	-	1-5
(Z)	(Z)	(Z)	(Z)	(Z)	(Z)	(Z)	1	1	1	-	UK
10	2	11	4	28	21	36	49	11	25	7	38219
3	1	3	1	5	4	3	4	5	10	(Z)	0-.5
2	(Z)	1	(Z)	4	3	1	1	(Z)	(Z)	-	.5-1
2	(Z)	1	(Z)	2	1	23	32	2	5	-	1-5
-	-	1	(Z)	-	-	(Z)	(Z)	(Z)	(Z)	-	5-10
-	-	-	-	-	-	-	-	2	6	-	10-20
-	-	-	-	-	-	7	10	-	-	-	20-30
-	-	-	-	-	-	-	-	-	-	-	30-60
3	1	5	2	17	13	2	2	2	4	7	UK
7	2	40	18	28	20	12	14	29	58	1	38221
1	(Z)	5	2	6	4	2	2	3	6	-	0-.5
(Z)	(Z)	2	1	2	2	1	2	2	3	-	.5-1
(Z)	(Z)	4	2	4	3	2	3	7	14	-	1-5
-	-	12	6	1	1	(Z)	(Z)	11	22	-	5-10
3	1	16	7	2	2	-	-	2	4	-	10-20
-	-	-	-	3	1	2	2	-	-	-	20-30
-	-	-	-	(Z)	(Z)	-	-	-	-	-	30-60
2	1	1	1	9	7	4	5	4	8	1	UK
2	1	14	5	18	13	2	2	2	4	1	38311
(Z)	(Z)	(Z)	(Z)	1	1	(Z)	(Z)	1	1	-	0-.5
-	-	(Z)	(Z)	(Z)	(Z)	(Z)	(Z)	-	-	-	.5-1
(Z)	(Z)	1	(Z)	(Z)	(Z)	(Z)	(Z)	(Z)	(Z)	-	1-5
-	-	-	-	-	-	(Z)	-	-	-	-	5-10
-	-	3	1	(Z)	(Z)	-	-	-	-	-	10-20
-	-	9	3	9	7	-	-	-	-	-	20-30
1	(Z)	(Z)	(Z)	7	5	1	1	1	2	1	UK
54	14	104	40	237	175	58	71	81	170	10	384
17	4	27	10	34	25	14	16	26	53	(Z)	0-.5
15	4	20	7	17	12	4	6	9	18	-	.5-1
12	3	25	10	38	28	8	9	7	13	-	1-5
3	1	9	4	47	36	4	5	5	10	-	5-10
(Z)	(Z)	9	4	31	21	9	11	7	13	-	10-20
2	(Z)	3	1	7	6	4	5	5	10	-	20-30
(Z)	(Z)	4	2	19	14	9	11	-	-	-	30-60
-	-	-	-	2	2	-	-	-	-	-	60-90
5	1	7	3	41	30	6	7	23	52	10	UK
13	3	36	15	102	78	40	48	30	61	4	3841
1	(Z)	5	2	10	8	4	5	10	21	-	0-.5
3	(Z)	2	1	6	4	4	5	2	5	-	.5-1
3	1	7	3	20	15	9	10	6	12	-	1-5
3	1	9	4	21	16	4	6	3	7	-	5-10
(Z)	(Z)	8	4	18	14	10	12	5	10	-	10-20
2	(Z)	1	1	5	5	3	3	-	-	-	20-30
-	-	1	(Z)	4	4	1	1	-	-	-	30-60
-	-	2	-	2	1	-	-	-	-	-	60-90
2	1	2	1	16	11	5	6	3	6	4	UK
6	2	22	9	83	64	30	37	25	52	2	38411
1	(Z)	2	1	6	5	3	4	8	17	-	0-.5
1	(Z)	1	(Z)	3	2	2	3	2	3	-	.5-1
2	(Z)	4	2	18	14	4	5	5	10	-	1-5
1	(Z)	4	2	18	14	2	3	3	6	-	5-10
(Z)	(Z)	7	3	15	12	10	12	5	10	-	10-20
-	-	1	1	5	5	3	3	-	-	-	20-30
-	-	1	(Z)	4	4	1	1	-	-	-	30-60
-	-	-	-	2	1	-	-	-	-	-	60-90
2	1	1	(Z)	13	9	5	6	3	6	2	UK

BUREAU OF THE CENSUS



TABLE 3. SHIPMENTS BY MANUFACTURING ESTABLISHMENTS--COMMODITIES AND WEIGHT OF SHIPMENT BY DISTANCE SHIPPED: 1977--CON.

TCC CODE	COMMODITY AND WEIGHT OF SHIPMENT	ALL SHIPMENTS				TONS (THOUSANDS) AND TON-MILES (MILLIONS) BY DISTANCE OF SHIPMENT			
		TONS (THOU- SANDS) (A)	TON-MILES (MIL- LIONS) (B)	STANDARD ERROR (PERCENT) FOR COLUMNS--		UNDER 100 MILES		100 TO 199 MILES	
				(A)	(B)	TONS	TON- MILES	TONS	TON- MILES
38412	HOSPITAL, DENTAL, AND OPTICIANS' FURNITURE . . . . .	72	44	25	26	5	(Z)	11	2
	UNDER 500 POUNDS . . . . .	12	10	30	29	1	(Z)	1	(Z)
	500 TO 999 POUNDS . . . . .	9	7	29	32	1	(Z)	1	(Z)
	1,000 TO 4,999 POUNDS . . . . .	19	12	37	35	1	(Z)	7	1
	5,000 TO 9,999 POUNDS . . . . .	15	8	41	50	1	(Z)	2	(Z)
	10,000 TO 19,999 POUNDS . . . . .	7	4	56	60	1	(Z)	1	(Z)
	20,000 TO 29,999 POUNDS . . . . .	2	(Z)	100	100	-	-	-	-
	SHIPMENT WEIGHT UNKNOWN . . . . .	7	3	23	-	1	(Z)	(Z)	(Z)
38421	ORTHOPEIC, PROSTHETIC, SURGICAL APPL., SUPPLIES *	362	241	12	18	43	2	58	9
	UNDER 500 POUNDS . . . . .	93	63	22	26	14	1	10	1
	500 TO 999 POUNDS . . . . .	43	24	11	23	7	(Z)	5	1
	1,000 TO 4,999 POUNDS . . . . .	79	34	16	22	19	1	9	1
	5,000 TO 9,999 POUNDS . . . . .	9	5	31	42	(Z)	(Z)	2	(Z)
	10,000 TO 19,999 POUNDS . . . . .	32	20	46	44	-	-	12	2
	20,000 TO 29,999 POUNDS . . . . .	16	5	63	84	-	-	12	2
	30,000 TO 59,999 POUNDS . . . . .	19	18	52	62	-	-	1	(Z)
	SHIPMENT WEIGHT UNKNOWN . . . . .	71	72	29	54	3	(Z)	8	1
38431	DENTAL EQUIPMENT AND SUPPLIES *	67	45	52	58	6	(Z)	5	1
	UNDER 500 POUNDS . . . . .	19	13	18	22	2	(Z)	1	(Z)
	500 TO 999 POUNDS . . . . .	11	4	55	52	1	(Z)	1	(Z)
	1,000 TO 4,999 POUNDS . . . . .	7	4	77	81	2	(Z)	1	(Z)
	5,000 TO 9,999 POUNDS . . . . .	10	7	75	75	1	(Z)	1	(Z)
	10,000 TO 19,999 POUNDS . . . . .	3	1	100	100	-	-	-	-
	20,000 TO 29,999 POUNDS . . . . .	5	10	100	100	-	-	-	-
	30,000 TO 59,999 POUNDS . . . . .	8	4	100	100	-	-	-	-
	SHIPMENT WEIGHT UNKNOWN . . . . .	6	2	59	71	(Z)	(Z)	2	(Z)
38511	OPHTHALMIC AND OPTICIANS' GOODS *	24	22	17	24	3	(Z)	1	(Z)
	UNDER 500 POUNDS . . . . .	10	9	34	39	1	(Z)	(Z)	(Z)
	500 TO 999 POUNDS . . . . .	(Z)	(Z)	76	65	(Z)	(Z)	-	-
	1,000 TO 4,999 POUNDS . . . . .	1	1	55	54	-	-	-	-
	5,000 TO 9,999 POUNDS . . . . .	2	2	69	69	-	-	-	-
	10,000 TO 19,999 POUNDS . . . . .	2	4	100	100	-	-	-	-
	SHIPMENT WEIGHT UNKNOWN . . . . .	9	6	16	32	2	(Z)	(Z)	(Z)
3861	PHOTOGRAPHIC EQUIPMENT AND SUPPLIES *	1 110	721	22	21	273	12	54	8
	UNDER 500 POUNDS . . . . .	46	31	21	21	8	(Z)	3	(Z)
	500 TO 999 POUNDS . . . . .	34	23	33	54	5	(Z)	4	1
	1,000 TO 4,999 POUNDS . . . . .	118	69	28	40	25	1	2	(Z)
	5,000 TO 9,999 POUNDS . . . . .	27	16	28	43	7	(Z)	2	(Z)
	10,000 TO 19,999 POUNDS . . . . .	119	48	51	55	50	2	3	1
	20,000 TO 29,999 POUNDS . . . . .	176	64	44	38	107	7	5	1
	30,000 TO 59,999 POUNDS . . . . .	256	239	11	21	8	(Z)	7	1
	60,000 TO 89,999 POUNDS . . . . .	201	189	63	71	2	(Z)	-	-
	90,000 POUNDS AND OVER . . . . .	(Z)	(Z)	100	100	-	-	-	-
	SHIPMENT WEIGHT UNKNOWN . . . . .	132	41	13	27	61	1	28	4
38612	PHOTOGRAPHIC DEVELOPING EQUIPMENT . . . . .	299	222	7	23	56	4	2	(Z)
	UNDER 500 POUNDS . . . . .	4	3	13	18	1	(Z)	(Z)	(Z)
	500 TO 999 POUNDS . . . . .	4	3	18	34	1	(Z)	(Z)	(Z)
	1,000 TO 4,999 POUNDS . . . . .	13	6	18	30	3	(Z)	(Z)	(Z)
	5,000 TO 9,999 POUNDS . . . . .	13	5	28	34	4	(Z)	1	(Z)
	10,000 TO 19,999 POUNDS . . . . .	35	8	25	35	24	2	-	-
	20,000 TO 29,999 POUNDS . . . . .	47	11	34	49	22	2	-	-
	30,000 TO 59,999 POUNDS . . . . .	170	173	15	29	(Z)	(Z)	-	-
	60,000 TO 89,999 POUNDS . . . . .	9	10	98	99	-	-	-	-
	SHIPMENT WEIGHT UNKNOWN . . . . .	4	2	88	96	(Z)	(Z)	1	(Z)
38613	STILL AND MOTION PICTURE EQUIPMENT AND FILM MAGAZINES . . . . .	24	18	16	15	2	(Z)	(Z)	(Z)
	UNDER 500 POUNDS . . . . .	3	2	73	71	(Z)	(Z)	(Z)	(Z)
	500 TO 999 POUNDS . . . . .	1	1	49	49	(Z)	(Z)	-	-
	1,000 TO 4,999 POUNDS . . . . .	1	1	39	48	(Z)	(Z)	-	-
	20,000 TO 29,999 POUNDS . . . . .	(Z)	(Z)	70	74	-	-	-	-
	30,000 TO 59,999 POUNDS . . . . .	3	1	15	20	(Z)	(Z)	-	-
	60,000 TO 89,999 POUNDS . . . . .	1	(Z)	55	55	-	-	-	-
	SHIPMENT WEIGHT UNKNOWN . . . . .	15	13	18	16	1	(Z)	(Z)	(Z)
38615	PHOTOGRAPHIC SENSITIZED FILM, PLATES, PAPER, AND CLOTH . . . . .	495	318	43	45	122	3	43	6
	UNDER 500 POUNDS . . . . .	18	9	39	33	4	(Z)	2	(Z)
	500 TO 999 POUNDS . . . . .	12	2	46	46	4	(Z)	4	1
	1,000 TO 4,999 POUNDS . . . . .	45	20	39	42	20	1	2	(Z)
	5,000 TO 9,999 POUNDS . . . . .	6	7	48	35	(Z)	(Z)	1	(Z)
	10,000 TO 19,999 POUNDS . . . . .	50	18	88	64	25	(Z)	1	(Z)
	20,000 TO 29,999 POUNDS . . . . .	24	17	40	34	5	(Z)	4	1
	30,000 TO 59,999 POUNDS . . . . .	61	51	29	18	6	(Z)	6	1
	60,000 TO 89,999 POUNDS . . . . .	192	179	65	75	2	(Z)	-	-
	SHIPMENT WEIGHT UNKNOWN . . . . .	87	15	14	39	55	(Z)	23	3
38618	PREPARED PHOTOGRAPHIC CHEMICALS . . . . .	257	133	37	46	86	6	6	1
	UNDER 500 POUNDS . . . . .	18	14	17	31	2	(Z)	(Z)	(Z)
	500 TO 999 POUNDS . . . . .	15	16	68	75	(Z)	(Z)	(Z)	(Z)
	1,000 TO 4,999 POUNDS . . . . .	58	42	45	59	(Z)	(Z)	-	-
	5,000 TO 9,999 POUNDS . . . . .	6	4	76	92	-	-	(Z)	(Z)
	10,000 TO 19,999 POUNDS . . . . .	35	22	74	89	1	(Z)	3	(Z)
	20,000 TO 29,999 POUNDS . . . . .	97	18	76	68	80	5	1	(Z)
	30,000 TO 59,999 POUNDS . . . . .	21	14	46	58	2	(Z)	1	(Z)
	90,000 POUNDS AND OVER . . . . .	(Z)	(Z)	100	100	-	-	-	-
	SHIPMENT WEIGHT UNKNOWN . . . . .	7	2	36	50	1	(Z)	2	(Z)
38619	PHOTOGRAPH EQUIPMENT AND SUPPLIES, NEC . . . . .	35	30	26	42	8	(Z)	2	(Z)
	UNDER 500 POUNDS . . . . .	4	4	13	16	(Z)	(Z)	(Z)	(Z)
	500 TO 999 POUNDS . . . . .	1	(Z)	99	99	-	-	-	-
	1,000 TO 4,999 POUNDS . . . . .	1	(Z)	99	92	1	(Z)	(Z)	(Z)
	5,000 TO 9,999 POUNDS . . . . .	2	(Z)	99	91	2	(Z)	-	-
	20,000 TO 29,999 POUNDS . . . . .	8	18	100	100	-	-	-	-

TONS (THOUSANDS) AND TON-MILES (MILLIONS) BY DISTANCE OF SHIPMENT--CON.

200 TO 299 MILES		300 TO 499 MILES		500 TO 999 MILES		1,000 TO 1,499 MILES		1,500 MILES AND OVER		MILEAGE UNKNOWN	TCC CODE AND WT.
TONS	TON-MILES	TONS	TON-MILES	TONS	TON-MILES	TONS	TON-MILES	TONS	TON-MILES	TONS	
7	2	13	5	18	14	9	11	5	10	2	38412
1	(Z)	3	1	4	3	1	1	2	4	-	0-.5
1	(Z)	1	1	3	2	1	2	1	2	-	.5-1
2	(Z)	2	1	2	2	4	5	1	2	-	1-5
3	1	4	2	2	2	2	2	1	1	-	5-10
-	-	2	1	4	3	(Z)	(Z)	-	-	-	10-20
2	(Z)	-	-	-	-	(Z)	(Z)	-	-	-	20-30
-	-	1	(Z)	3	2	(Z)	(Z)	-	-	2	UK
28	7	54	20	106	77	20	25	48	101	4	38421
9	2	19	7	20	14	7	8	15	29	-	0-.5
6	2	13	5	4	3	2	2	7	12	-	.5-1
9	2	13	5	27	20	(Z)	1	2	4	-	1-5
1	(Z)	2	1	2	2	(Z)	(Z)	1	2	-	5-10
(Z)	(Z)	(Z)	(Z)	15	9	1	1	4	7	-	10-20
-	-	1	1	1	1	1	2	(Z)	1	-	20-30
(Z)	(Z)	(Z)	(Z)	10	8	7	10	-	-	-	30-60
3	1	5	2	27	20	1	1	21	46	4	UK
13	3	8	3	21	14	3	3	10	20	2	38431
5	1	2	1	5	4	2	2	2	5	(Z)	0-.5
7	2	(Z)	(Z)	1	1	-	-	1	1	-	.5-1
1	(Z)	2	1	1	1	1	1	1	1	-	1-5
-	-	1	(Z)	6	4	-	-	2	3	-	5-10
-	-	-	-	3	1	-	-	-	-	-	10-20
-	-	-	-	4	-	-	-	5	10	-	20-30
-	-	3	1	-	2	-	-	-	-	-	30-60
(Z)	(Z)	(Z)	(Z)	1	1	(Z)	(Z)	(Z)	1	2	UK
2	1	1	1	5	4	5	6	5	11	1	38511
1	(Z)	1	(Z)	3	2	2	3	2	4	-	0-.5
-	-	-	-	(Z)	(Z)	(Z)	(Z)	-	-	-	.5-1
-	-	(Z)	(Z)	1	(Z)	-	-	(Z)	(Z)	-	1-5
-	-	-	-	-	-	2	2	-	-	-	5-10
-	-	-	-	-	-	-	-	2	4	-	10-20
2	(Z)	(Z)	(Z)	2	1	1	1	1	2	1	UK
198	52	73	26	201	132	201	252	108	240	2	3861
5	1	7	3	12	8	7	8	7	10	(Z)	0-.5
4	1	10	3	1	1	1	1	7	15	-	.5-1
32	9	14	6	24	16	4	4	16	31	-	1-5
5	1	1	(Z)	4	3	5	6	2	5	-	5-10
11	3	9	3	30	18	13	16	3	6	-	10-20
9	2	7	2	33	20	4	4	12	27	-	20-30
64	16	19	6	71	49	33	43	54	124	-	30-60
63	17	-	-	6	4	126	158	4	9	-	60-90
-	-	-	-	-	-	(Z)	(Z)	-	-	-	90+
3	1	5	2	18	12	9	10	5	12	2	UK
70	18	36	11	53	37	35	42	47	111	1	38612
1	(Z)	(Z)	(Z)	1	1	(Z)	(Z)	1	1	-	0-.5
(Z)	(Z)	1	(Z)	1	(Z)	1	1	1	2	-	.5-1
5	1	(Z)	(Z)	2	2	2	2	(Z)	1	-	1-5
3	1	1	(Z)	3	2	2	2	-	-	-	5-10
-	-	7	2	1	1	3	3	-	-	-	10-20
6	2	7	2	12	6	-	-	-	-	-	20-30
55	14	19	6	32	23	19	24	46	106	-	30-60
-	-	-	-	(Z)	(Z)	9	10	-	-	-	60-90
(Z)	(Z)	1	(Z)	2	1	(Z)	(Z)	(Z)	(Z)	1	UK
3	1	3	1	9	7	5	6	1	3	(Z)	38613
(Z)	(Z)	(Z)	(Z)	1	1	(Z)	(Z)	(Z)	(Z)	(Z)	0-.5
(Z)	(Z)	1	(Z)	1	(Z)	-	-	-	-	-	.5-1
-	-	1	(Z)	(Z)	(Z)	(Z)	(Z)	(Z)	(Z)	(Z)	1-5
(Z)	(Z)	-	-	(Z)	(Z)	-	-	-	-	-	20-30
1	(Z)	-	-	1	(Z)	(Z)	(Z)	(Z)	(Z)	(Z)	30-60
-	-	-	-	1	(Z)	-	-	-	-	-	60-90
2	(Z)	1	(Z)	5	4	5	6	1	2	(Z)	UK
81	21	11	4	71	45	134	170	32	68	1	38615
2	1	2	1	4	2	2	2	1	2	-	0-.5
3	1	1	(Z)	1	(Z)	(Z)	(Z)	(Z)	(Z)	-	.5-1
4	1	7	3	3	2	2	2	6	12	-	1-5
-	-	(Z)	(Z)	1	1	1	1	2	5	-	5-10
1	(Z)	-	-	20	11	-	-	3	6	-	10-20
1	(Z)	-	-	10	6	-	-	4	9	-	20-30
5	1	(Z)	(Z)	26	18	11	15	7	15	-	30-60
63	17	-	-	5	4	118	149	4	9	-	60-90
1	(Z)	1	(Z)	1	1	1	1	4	9	1	UK
44	12	23	9	55	36	23	29	20	40	(Z)	38618
2	1	4	2	3	3	3	4	3	5	-	0-.5
1	(Z)	7	3	(Z)	(Z)	(Z)	(Z)	6	13	-	.5-1
23	7	7	3	19	13	(Z)	(Z)	10	19	-	1-5
3	1	(Z)	(Z)	1	(Z)	2	3	-	-	-	5-10
11	3	2	1	9	5	10	13	-	-	-	10-20
2	(Z)	-	-	11	7	4	4	(Z)	(Z)	-	20-30
3	1	-	-	13	8	3	3	1	2	-	30-60
-	-	-	-	-	-	(Z)	(Z)	-	-	-	90+
1	(Z)	3	1	-	-	(Z)	(Z)	(Z)	(Z)	(Z)	UK
(Z)	(Z)	1	(Z)	12	7	3	4	8	18	(Z)	38619
(Z)	(Z)	(Z)	(Z)	2	2	1	1	(Z)	1	(Z)	0-.5
(Z)	(Z)	-	-	(Z)	(Z)	-	-	-	-	-	.5-1
-	-	-	-	-	-	-	-	-	-	-	1-5
-	-	-	-	-	-	-	-	-	-	-	5-10
(Z)	(Z)	-	-	-	-	-	-	8	18	-	20-30

BUREAU OF THE CENSUS

TABLE 3. SHIPMENTS BY MANUFACTURING ESTABLISHMENTS--COMMODITIES AND WEIGHT OF SHIPMENT BY DISTANCE SHIPPED: 1977--CON.

TCC CODE	COMMODITY AND WEIGHT OF SHIPMENT	ALL SHIPMENTS				TONS (THOUSANDS) AND TON-MILES (MILLIONS) BY DISTANCE OF SHIPMENT			
		TONS (THOUSANDS) (A)	TON-MILES (MILLIONS) (B)	STANDARD ERROR (PERCENT) FOR COLUMNS--		UNDER 100 MILES		100 TO 199 MILES	
				(A)	(B)	TONS	TON-MILES	TONS	TON-MILES
38619	PHOTOGRAPH EQUIPMENT AND SUPPLIES, NEC SHIPMENT WEIGHT UNKNOWN.	19	9	34	44	5	(Z)	2	(Z)
38711	WATCHES, CLOCKS, CLOCKWORK OPERATED DEVICES, PARTS *	85	46	24	21	25	2	7	1
	UNDER 500 POUNDS . . . . .	24	19	24	25	1	(Z)	3	(Z)
	500 TO 999 POUNDS . . . . .	6	4	37	67	3	(Z)	1	(Z)
	1,000 TO 4,999 POUNDS . . . . .	6	2	68	37	1	(Z)	2	(Z)
	5,000 TO 9,999 POUNDS . . . . .	1	1	93	55	1	(Z)	(Z)	(Z)
	10,000 TO 19,999 POUNDS . . . . .	2	1	47	47	-	-	-	-
	20,000 TO 29,999 POUNDS . . . . .	4	1	46	47	-	-	-	-
	30,000 TO 59,999 POUNDS . . . . .	2	1	69	69	-	-	-	-
	SHIPMENT WEIGHT UNKNOWN . . . . .	39	17	35	33	18	1	2	(Z)
39	MISCELLANEOUS PRODUCTS OF MANUFACTURING.	4 502	2 590	10	9	957	28	470	69
	UNDER 500 POUNDS . . . . .	653	441	13	15	131	4	63	10
	500 TO 999 POUNDS . . . . .	286	175	16	16	49	2	27	4
	1,000 TO 4,999 POUNDS . . . . .	868	462	16	13	214	6	123	19
	5,000 TO 9,999 POUNDS . . . . .	436	237	13	17	93	3	38	5
	10,000 TO 19,999 POUNDS . . . . .	395	266	14	15	67	2	29	5
	20,000 TO 29,999 POUNDS . . . . .	206	124	22	22	48	2	27	5
	30,000 TO 59,999 POUNDS . . . . .	598	337	38	30	104	3	80	10
	60,000 TO 89,999 POUNDS . . . . .	42	47	34	44	3	(Z)	3	1
	90,000 POUNDS AND OVER . . . . .	5	1	74	81	-	-	2	(Z)
	SHIPMENT WEIGHT UNKNOWN . . . . .	1 013	501	12	13	248	6	77	11
391	JEWELRY, SILVERWARE, AND PLATED WARE	83	60	12	14	20	1	5	1
	UNDER 500 POUNDS . . . . .	27	22	10	13	5	(Z)	3	(Z)
	500 TO 999 POUNDS . . . . .	8	7	20	23	(Z)	(Z)	1	(Z)
	1,000 TO 4,999 POUNDS . . . . .	22	20	24	37	6	(Z)	(Z)	(Z)
	5,000 TO 9,999 POUNDS . . . . .	6	4	64	69	1	(Z)	-	-
	10,000 TO 19,999 POUNDS . . . . .	1	(Z)	100	100	1	(Z)	-	-
	20,000 TO 29,999 POUNDS . . . . .	(Z)	(Z)	100	100	(Z)	(Z)	-	-
	SHIPMENT WEIGHT UNKNOWN . . . . .	19	8	31	43	8	(Z)	1	(Z)
39111	JEWELRY, PRECIOUS METAL: JEWELERS' FINDINGS, MAT. *	27	17	20	26	7	(Z)	3	(Z)
	UNDER 500 POUNDS . . . . .	14	11	21	28	3	(Z)	2	(Z)
	500 TO 999 POUNDS . . . . .	1	(Z)	63	57	-	-	-	-
	1,000 TO 4,999 POUNDS . . . . .	(Z)	(Z)	53	53	(Z)	(Z)	(Z)	(Z)
	SHIPMENT WEIGHT UNKNOWN . . . . .	11	6	41	54	4	(Z)	(Z)	(Z)
39141	SILVERWARE, PLATED WARE, AND STAINLESS STEEL WARE *	55	43	16	20	12	(Z)	2	(Z)
	UNDER 500 POUNDS . . . . .	13	11	8	10	1	(Z)	1	(Z)
	500 TO 999 POUNDS . . . . .	7	7	22	24	(Z)	(Z)	1	(Z)
	1,000 TO 4,999 POUNDS . . . . .	21	19	24	37	5	(Z)	-	-
	5,000 TO 9,999 POUNDS . . . . .	5	4	64	69	(Z)	(Z)	-	-
	10,000 TO 19,999 POUNDS . . . . .	(Z)	(Z)	100	100	(Z)	(Z)	-	-
	20,000 TO 29,999 POUNDS . . . . .	(Z)	(Z)	100	100	(Z)	(Z)	-	-
	SHIPMENT WEIGHT UNKNOWN . . . . .	8	2	51	67	4	(Z)	(Z)	(Z)
3931	MUSICAL INSTRUMENTS AND PARTS *	164	114	22	26	16	(Z)	23	4
	UNDER 500 POUNDS . . . . .	17	15	18	19	2	(Z)	1	(Z)
	500 TO 999 POUNDS . . . . .	9	7	30	29	1	(Z)	1	(Z)
	1,000 TO 4,999 POUNDS . . . . .	36	28	30	28	5	(Z)	2	(Z)
	5,000 TO 9,999 POUNDS . . . . .	13	11	44	40	(Z)	(Z)	1	(Z)
	10,000 TO 19,999 POUNDS . . . . .	20	13	26	33	1	(Z)	5	1
	20,000 TO 29,999 POUNDS . . . . .	33	24	41	52	2	(Z)	8	1
	30,000 TO 59,999 POUNDS . . . . .	22	9	71	74	-	-	4	1
	60,000 TO 89,999 POUNDS . . . . .	3	(Z)	100	100	3	(Z)	-	-
	90,000 POUNDS AND OVER . . . . .	1	(Z)	100	100	-	-	1	(Z)
	SHIPMENT WEIGHT UNKNOWN . . . . .	9	7	21	36	2	(Z)	(Z)	(Z)
39311	PIANOS . . . . .	59	59	53	53	1	(Z)	4	(Z)
	UNDER 500 POUNDS . . . . .	3	3	37	34	(Z)	(Z)	(Z)	(Z)
	500 TO 999 POUNDS . . . . .	5	5	50	52	(Z)	(Z)	(Z)	(Z)
	1,000 TO 4,999 POUNDS . . . . .	21	18	54	51	1	(Z)	2	(Z)
	5,000 TO 9,999 POUNDS . . . . .	8	6	72	71	-	-	1	(Z)
	10,000 TO 19,999 POUNDS . . . . .	8	8	35	40	-	-	1	(Z)
	20,000 TO 29,999 POUNDS . . . . .	12	17	62	62	-	-	(Z)	(Z)
	30,000 TO 59,999 POUNDS . . . . .	2	3	91	97	-	-	-	-
39312	ORGANS . . . . .	22	19	30	35	4	(Z)	(Z)	(Z)
	UNDER 500 POUNDS . . . . .	3	3	38	36	(Z)	(Z)	(Z)	(Z)
	500 TO 999 POUNDS . . . . .	2	2	35	40	(Z)	(Z)	(Z)	(Z)
	1,000 TO 4,999 POUNDS . . . . .	5	5	36	37	(Z)	(Z)	(Z)	(Z)
	5,000 TO 9,999 POUNDS . . . . .	2	2	82	79	(Z)	(Z)	-	-
	10,000 TO 19,999 POUNDS . . . . .	3	2	62	83	1	(Z)	-	-
	20,000 TO 29,999 POUNDS . . . . .	1	(Z)	69	69	1	(Z)	-	-
	30,000 TO 59,999 POUNDS . . . . .	1	(Z)	100	100	1	(Z)	-	-
	60,000 TO 89,999 POUNDS . . . . .	1	(Z)	100	100	(Z)	(Z)	(Z)	(Z)
	SHIPMENT WEIGHT UNKNOWN . . . . .	4	4	32	48	(Z)	(Z)	(Z)	(Z)
39313	PIANO AND ORGAN PARTS . . . . .	65	22	43	44	6	(Z)	17	3
	UNDER 500 POUNDS . . . . .	1	1	48	48	(Z)	(Z)	(Z)	(Z)
	500 TO 999 POUNDS . . . . .	1	(Z)	64	49	(Z)	(Z)	(Z)	(Z)
	1,000 TO 4,999 POUNDS . . . . .	5	2	67	70	2	(Z)	(Z)	(Z)
	5,000 TO 9,999 POUNDS . . . . .	2	1	54	61	(Z)	(Z)	-	-
	10,000 TO 19,999 POUNDS . . . . .	8	2	63	49	-	-	4	1
	20,000 TO 29,999 POUNDS . . . . .	20	7	62	69	1	(Z)	8	1
	30,000 TO 59,999 POUNDS . . . . .	20	6	100	100	-	-	3	1
	60,000 TO 89,999 POUNDS . . . . .	2	(Z)	100	100	2	(Z)	-	-
	90,000 POUNDS AND OVER . . . . .	1	(Z)	100	100	-	-	1	(Z)
	SHIPMENT WEIGHT UNKNOWN . . . . .	4	2	15	15	1	(Z)	-	-
39319	MUSICAL INSTRUMENTS, ACCESSORIES AND PARTS	18	14	33	26	5	(Z)	2	(Z)
	UNDER 500 POUNDS . . . . .	10	9	23	24	1	(Z)	1	(Z)
	500 TO 999 POUNDS . . . . .	1	(Z)	68	46	(Z)	(Z)	1	(Z)
	1,000 TO 4,999 POUNDS . . . . .	4	2	65	71	2	(Z)	(Z)	(Z)
	5,000 TO 9,999 POUNDS . . . . .	1	2	74	82	-	-	-	-



TONS (THOUSANDS) AND TON-MILES (MILLIONS) BY DISTANCE OF SHIPMENT--CON.

200 TO 299 MILES		300 TO 499 MILES		500 TO 999 MILES		1,000 TO 1,499 MILES		1,500 MILES AND OVER		MILEAGE UNKNOWN	TCC CODE AND WT.
TONS	TON-MILES	TONS	TON-MILES	TONS	TON-MILES	TONS	TON-MILES	TONS	TON-MILES	TONS	
(Z)	(Z)	(Z)	(Z)	10	5	2	3	(Z)	(Z)	-	38619 UK
8	2	10	4	19	13	10	12	6	12	(Z)	38711
2	1	2	1	10	7	3	4	3	7	-	0-.5
(Z)	(Z)	(Z)	(Z)	1	(Z)	(Z)	(Z)	1	3	-	.5-1
1	(Z)	(Z)	(Z)	2	1	(Z)	(Z)	(Z)	1	-	1-5
(Z)	(Z)	(Z)	(Z)	-	-	-	-	(Z)	(Z)	-	5-10
1	(Z)	2	1	-	-	-	-	-	-	-	10-20
2	1	2	1	-	-	-	-	-	-	-	20-30
2	1	-	-	-	-	-	-	-	-	-	30-60
1	(Z)	3	2	7	5	7	8	1	1	(Z)	UK
417	104	703	274	995	700	309	372	524	1 043	127	39
60	15	92	36	158	112	61	74	88	190	1	0-.5
44	11	49	19	62	44	26	31	30	65	-	.5-1
72	18	122	48	204	142	57	68	76	162	-	1-5
60	15	71	28	100	67	37	46	37	73	(Z)	5-10
39	10	42	16	126	92	27	32	64	109	2	10-20
16	4	24	9	43	30	20	23	28	51	-	20-30
43	11	181	70	85	59	23	27	83	156	2	30-60
1	(Z)	2	1	15	13	3	3	14	29	-	60-90
2	1	-	-	-	-	-	-	-	-	-	90+
81	20	120	47	203	140	57	68	106	208	122	UK
6	1	7	3	20	15	12	14	11	26	2	391
2	(Z)	3	1	6	4	4	4	5	11	(Z)	0-.5
2	(Z)	1	1	2	2	1	2	1	3	-	.5-1
2	(Z)	1	(Z)	5	3	4	5	4	10	-	1-5
-	-	-	-	4	4	-	-	-	-	-	5-10
-	-	-	-	-	-	-	-	-	-	-	10-20
-	-	-	-	-	-	-	-	-	-	-	20-30
(Z)	(Z)	2	1	4	3	2	3	1	1	2	UK
2	(Z)	1	1	6	4	4	4	3	7	(Z)	39111
1	(Z)	1	(Z)	3	2	2	2	3	6	(Z)	0-.5
1	(Z)	-	-	(Z)	(Z)	(Z)	(Z)	-	-	-	.5-1
-	-	(Z)	(Z)	-	-	(Z)	(Z)	(Z)	(Z)	-	1-5
(Z)	(Z)	(Z)	(Z)	3	2	2	3	(Z)	1	(Z)	UK
4	1	6	2	14	11	8	9	8	19	1	39141
2	(Z)	2	1	3	2	2	2	2	5	-	0-.5
(Z)	(Z)	1	(Z)	2	2	1	1	1	3	-	.5-1
2	(Z)	1	(Z)	4	3	4	5	4	10	-	1-5
-	-	-	-	4	4	-	-	-	-	-	5-10
-	-	-	-	-	-	-	-	-	-	-	10-20
(Z)	(Z)	2	1	1	1	(Z)	(Z)	(Z)	(Z)	1	UK
18	4	25	9	44	30	12	15	26	51	(Z)	3931
1	(Z)	3	1	2	3	3	3	3	7	-	0-.5
1	(Z)	1	(Z)	2	2	2	2	1	3	-	.5-1
4	1	4	2	11	8	3	4	6	13	-	1-5
2	1	2	1	6	4	1	2	3	5	-	5-10
(Z)	(Z)	4	1	5	4	1	2	2	4	-	10-20
1	(Z)	4	1	11	7	2	2	2	12	-	20-30
8	2	6	2	3	1	-	-	2	3	-	30-60
-	-	-	-	-	-	-	-	-	-	-	60-90
-	-	-	-	-	-	-	-	-	-	-	90+
(Z)	(Z)	1	(Z)	3	2	1	1	2	4	(Z)	UK
4	1	8	3	19	14	7	9	16	31	-	39311
(Z)	(Z)	(Z)	(Z)	(Z)	(Z)	1	1	1	2	-	0-.5
1	(Z)	1	(Z)	1	1	1	1	1	1	-	.5-1
2	(Z)	3	1	7	5	2	2	4	9	-	1-5
1	(Z)	1	(Z)	3	2	1	1	2	2	-	5-10
(Z)	(Z)	1	(Z)	3	3	1	2	2	3	-	10-20
(Z)	(Z)	1	(Z)	3	3	2	2	6	12	-	20-30
-	-	-	-	(Z)	(Z)	-	-	2	3	-	30-60
2	(Z)	1	1	7	5	2	2	6	11	-	39312
(Z)	(Z)	1	(Z)	1	1	1	(Z)	(Z)	1	-	0-.5
(Z)	(Z)	(Z)	(Z)	1	1	(Z)	(Z)	1	1	-	.5-1
(Z)	(Z)	(Z)	(Z)	2	2	1	1	1	2	-	1-5
1	(Z)	-	-	(Z)	(Z)	(Z)	(Z)	1	2	-	5-10
-	-	-	-	2	1	-	-	1	1	-	10-20
-	-	-	-	-	-	-	-	-	-	-	20-30
(Z)	(Z)	(Z)	(Z)	1	(Z)	(Z)	(Z)	2	3	-	60-90
10	3	14	5	15	9	1	1	(Z)	1	(Z)	39313
(Z)	(Z)	(Z)	(Z)	(Z)	(Z)	(Z)	(Z)	(Z)	(Z)	-	0-.5
(Z)	(Z)	(Z)	(Z)	(Z)	(Z)	(Z)	(Z)	-	-	-	.5-1
1	(Z)	1	(Z)	1	1	(Z)	(Z)	(Z)	1	-	1-5
-	-	1	(Z)	1	1	-	-	-	-	-	5-10
(Z)	(Z)	3	1	(Z)	(Z)	-	-	-	-	-	10-20
1	(Z)	3	1	8	5	-	-	-	-	-	20-30
8	2	6	2	2	1	-	-	-	-	-	30-60
-	-	-	-	-	-	-	-	-	-	-	60-90
-	-	-	-	-	-	-	-	-	-	-	90+
(Z)	(Z)	1	(Z)	2	1	1	1	(Z)	(Z)	(Z)	UK
2	(Z)	1	1	3	2	2	2	4	9	-	39319
1	(Z)	1	1	2	1	1	2	2	5	-	0-.5
-	-	-	-	(Z)	(Z)	(Z)	(Z)	(Z)	(Z)	-	.5-1
1	(Z)	(Z)	(Z)	(Z)	(Z)	(Z)	(Z)	1	2	-	1-5
-	-	-	-	(Z)	(Z)	(Z)	(Z)	1	1	-	5-10

TABLE 3. SHIPMENTS BY MANUFACTURING ESTABLISHMENTS--COMMODITIES AND WEIGHT OF SHIPMENT BY DISTANCE SHIPPED: 1977--CON.

TCC CODE	COMMODITY AND WEIGHT OF SHIPMENT	ALL SHIPMENTS				TONS (THOUSANDS) AND TON-MILES (MILLIONS) BY DISTANCE OF SHIPMENT			
		TONS (THOU- SANDS) (A)	TON-MILES (MIL- LIONS) (B)	STANDARD ERROR (PERCENT) FOR COLUMNS--		UNDER 100 MILES		100 TO 199 MILES	
				(A)	(B)	TONS	TON- MILES	TONS	TON- MILES
39319	MUSICAL INSTRUMENTS, ACCESSORIES AND PARTS								
	10,000 TO 19,999 POUNDS	1	(2)	73	86	(2)	(2)	-	-
	30,000 TO 59,999 POUNDS	(2)	(2)	100	100	-	-	(2)	(2)
	SHIPMENT WEIGHT UNKNOWN	1	1	69	98	1	(2)	-	-
394	TOYS, AMUSEMENT, SPORTING, AND ATHLETIC GOODS	1 659	1 082	22	17	337	7	131	19
	UNDER 500 POUNDS	244	214	22	24	27	1	20	3
	500 TO 999 POUNDS	135	102	22	28	9	(2)	12	2
	1,000 TO 4,999 POUNDS	289	198	17	18	38	1	43	6
	5,000 TO 9,999 POUNDS	151	132	21	26	7	(2)	9	1
	10,000 TO 19,999 POUNDS	168	126	24	26	24	1	10	1
	20,000 TO 29,999 POUNDS	94	48	43	35	30	(2)	9	2
	30,000 TO 59,999 POUNDS	293	132	85	73	83	2	19	2
	60,000 TO 89,999 POUNDS	3	3	55	57	-	-	-	-
	SHIPMENT WEIGHT UNKNOWN	280	126	40	45	118	1	10	1
39411	GAMES AND TOYS *	554	493	14	15	47	2	55	8
	UNDER 500 POUNDS	97	95	16	13	9	(2)	9	1
	500 TO 999 POUNDS	52	48	36	49	3	(2)	7	1
	1,000 TO 4,999 POUNDS	134	109	21	27	16	(2)	21	3
	5,000 TO 9,999 POUNDS	68	63	28	32	2	(2)	8	1
	10,000 TO 19,999 POUNDS	67	50	27	35	7	(2)	5	1
	20,000 TO 29,999 POUNDS	25	18	19	18	(2)	(2)	2	(2)
	30,000 TO 59,999 POUNDS	16	21	39	31	-	-	-	-
	60,000 TO 89,999 POUNDS	3	3	55	57	-	-	-	-
	SHIPMENT WEIGHT UNKNOWN	92	84	56	58	11	(2)	4	1
39421	DOLLS AND STUFFED TOY ANIMALS *	83	63	16	18	16	(2)	4	1
	UNDER 500 POUNDS	32	25	16	19	4	(2)	2	(2)
	500 TO 999 POUNDS	5	5	28	40	1	(2)	(2)	(2)
	1,000 TO 4,999 POUNDS	22	19	26	34	5	(2)	1	(2)
	5,000 TO 9,999 POUNDS	8	4	51	36	1	(2)	(2)	(2)
	10,000 TO 19,999 POUNDS	5	3	69	73	-	-	-	-
	SHIPMENT WEIGHT UNKNOWN	11	6	43	51	4	(2)	-	-
3943	CHILDREN'S VEHICLES AND PARTS, NEC	109	64	50	54	4	(2)	19	3
	UNDER 500 POUNDS	12	8	59	63	(2)	(2)	1	(2)
	500 TO 999 POUNDS	9	6	60	64	(2)	(2)	2	(2)
	1,000 TO 4,999 POUNDS	22	13	54	67	2	(2)	3	(2)
	5,000 TO 9,999 POUNDS	5	2	58	64	1	(2)	-	-
	10,000 TO 19,999 POUNDS	31	18	62	66	-	-	6	1
	20,000 TO 29,999 POUNDS	22	15	69	85	-	-	7	1
	SHIPMENT WEIGHT UNKNOWN	8	4	39	51	1	(2)	(2)	(2)
3949	SPORTING AND ATHLETIC GOODS	925	381	42	38	378	5	51	7
	UNDER 500 POUNDS	100	85	39	47	14	(2)	8	1
	500 TO 999 POUNDS	48	26	35	35	6	(2)	2	(2)
	1,000 TO 4,999 POUNDS	84	42	32	33	17	1	15	2
	5,000 TO 9,999 POUNDS	33	27	52	57	4	(2)	(2)	(2)
	10,000 TO 19,999 POUNDS	46	34	44	44	19	1	1	(2)
	20,000 TO 29,999 POUNDS	58	20	73	50	32	1	-	-
	30,000 TO 59,999 POUNDS	289	112	92	91	89	2	20	2
	SHIPMENT WEIGHT UNKNOWN	267	35	37	54	198	1	6	1
39491	FISHING TACKLE, EQUIPMENT AND PARTS	204	17	59	42	187	(2)	(2)	(2)
	UNDER 500 POUNDS	5	6	45	45	(2)	(2)	(2)	(2)
	500 TO 999 POUNDS	5	3	50	50	(2)	(2)	(2)	(2)
	1,000 TO 4,999 POUNDS	3	4	54	60	(2)	(2)	-	-
	5,000 TO 9,999 POUNDS	2	1	75	80	-	-	-	-
	SHIPMENT WEIGHT UNKNOWN	190	3	97	100	186	(2)	-	-
39493	BOWLING ALLEYS, BALLS, AND SUPPLIES	45	26	54	54	10	(2)	4	1
	UNDER 500 POUNDS	11	3	49	48	3	(2)	2	(2)
	500 TO 999 POUNDS	3	2	68	72	(2)	(2)	(2)	(2)
	1,000 TO 4,999 POUNDS	14	8	69	68	1	(2)	1	(2)
	5,000 TO 9,999 POUNDS	2	2	62	59	-	-	-	-
	10,000 TO 19,999 POUNDS	1	(2)	100	100	-	-	1	(2)
	20,000 TO 29,999 POUNDS	6	10	58	66	-	-	-	-
	30,000 TO 59,999 POUNDS	8	2	79	89	6	(2)	-	-
	SHIPMENT WEIGHT UNKNOWN	1	-	-	-	-	-	-	-
39494	GOLF CLUBS, BALLS, AND EQUIPMENT	50	39	57	56	7	1	2	(2)
	UNDER 500 POUNDS	8	12	47	74	1	(2)	1	(2)
	500 TO 999 POUNDS	2	1	38	48	(2)	(2)	(2)	(2)
	1,000 TO 4,999 POUNDS	2	(2)	80	74	(2)	(2)	1	(2)
	5,000 TO 9,999 POUNDS	2	1	95	94	-	-	-	-
	10,000 TO 19,999 POUNDS	(2)	(2)	69	73	-	-	-	-
	20,000 TO 29,999 POUNDS	15	9	82	67	-	-	-	-
	30,000 TO 59,999 POUNDS	8	7	100	100	-	-	-	-
	SHIPMENT WEIGHT UNKNOWN	21	15	75	96	6	1	(2)	(2)
39496	BASEBALL, FOOTBALL, BASKETBALL, TENNIS EQUIP., ETC.	71	43	35	43	12	1	7	1
	UNDER 500 POUNDS	14	9	23	25	2	(2)	1	(2)
	500 TO 999 POUNDS	3	2	23	34	(2)	(2)	(2)	(2)
	1,000 TO 4,999 POUNDS	15	8	43	43	3	(2)	2	(2)
	5,000 TO 9,999 POUNDS	9	5	48	49	-	-	(2)	(2)
	10,000 TO 19,999 POUNDS	6	7	56	80	3	(2)	(2)	(2)
	20,000 TO 29,999 POUNDS	1	1	100	100	-	-	-	-
	30,000 TO 59,999 POUNDS	8	7	100	100	-	-	-	-
	SHIPMENT WEIGHT UNKNOWN	15	3	72	55	3	(2)	3	(2)
39497	PLAYGROUND AND GYMNASIUM EQUIPMENT	66	40	47	56	4	(2)	4	1
	UNDER 500 POUNDS	22	20	73	78	1	(2)	1	(2)
	500 TO 999 POUNDS	13	6	69	62	1	(2)	1	(2)
	1,000 TO 4,999 POUNDS	6	5	68	60	1	(2)	(2)	(2)
	5,000 TO 9,999 POUNDS	1	1	90	92	-	-	-	-
	10,000 TO 19,999 POUNDS	4	4	90	96	-	-	-	-
	20,000 TO 29,999 POUNDS	5	1	70	69	-	-	-	-

TONS (THOUSANDS) AND TON-MILES (MILLIONS) BY DISTANCE OF SHIPMENT--CON.

200 TO 299 MILES		300 TO 499 MILES		500 TO 999 MILES		1,000 TO 1,499 MILES		1,500 MILES AND OVER		MILEAGE UNKNOWN	TCC CODE AND WT.
TONS	TON-MILES	TONS	TON-MILES	TONS	TON-MILES	TONS	TON-MILES	TONS	TON-MILES	TONS	
-	-	-	-	(Z)	(Z)	-	-	-	-	-	39319
-	-	-	-	-	-	-	-	-	-	-	10-20
-	-	(Z)	(Z)	(Z)	(Z)	(Z)	(Z)	(Z)	1	-	30-60
121	30	297	116	377	272	146	179	228	459	22	394
23	6	31	12	64	46	27	33	52	112	1	0-.5
16	4	28	10	32	23	20	24	18	39	-	.5-1
28	7	30	12	93	66	17	21	39	85	-	1-5
11	3	26	11	43	29	33	42	21	45	-	5-10
15	4	13	5	63	50	21	26	22	39	-	10-20
12	3	9	4	14	10	11	12	10	17	-	20-30
(Z)	(Z)	132	51	19	14	5	5	36	58	-	30-60
-	-	-	-	2	2	1	1	-	-	-	60-90
15	4	27	10	47	33	11	13	30	63	22	UK
41	10	68	27	162	121	53	64	124	260	4	39411
8	2	10	4	24	17	12	15	26	55	(Z)	0-.5
5	1	9	3	11	8	7	9	25	25	-	.5-1
7	2	10	4	48	35	5	5	28	60	-	1-5
10	2	8	3	17	11	9	10	16	34	-	5-10
4	1	6	3	29	25	7	8	7	11	-	10-20
2	1	9	3	7	5	5	6	9	3	-	20-30
-	-	1	1	3	2	2	2	9	16	-	30-60
-	-	-	-	2	2	1	1	-	-	-	60-90
6	2	15	6	21	15	6	7	25	55	4	UK
5	1	10	4	24	18	12	15	12	24	1	39421
2	1	4	2	8	6	4	5	5	11	(Z)	0-.5
(Z)	(Z)	(Z)	(Z)	1	1	1	1	1	3	-	.5-1
1	(Z)	3	1	4	3	4	6	4	8	-	1-5
(Z)	(Z)	3	1	3	2	1	1	(Z)	1	-	5-10
-	-	-	-	5	3	-	-	-	-	-	10-20
1	(Z)	(Z)	(Z)	3	2	2	2	1	1	1	UK
21	5	12	5	25	17	17	19	7	15	3	3943
2	1	3	1	4	2	1	1	1	3	-	0-.5
1	(Z)	2	1	2	1	1	2	1	2	-	.5-1
6	1	4	2	4	2	2	2	2	5	-	1-5
-	-	1	(Z)	3	2	-	-	-	-	-	5-10
8	2	2	1	6	5	9	10	-	-	-	10-20
4	1	-	-	5	4	3	3	4	6	-	20-30
-	-	1	(Z)	1	1	2	2	-	-	3	UK
48	12	194	75	120	87	44	53	76	142	15	3949
10	3	14	6	24	18	9	10	21	46	(Z)	0-.5
6	1	17	6	8	6	5	6	3	7	-	.5-1
11	3	7	3	26	18	5	6	5	10	-	1-5
1	(Z)	3	1	14	9	9	11	8	5	-	5-10
-	-	(Z)	(Z)	12	9	6	8	2	15	-	10-20
12	3	2	1	7	1	6	6	9	9	-	20-30
(Z)	(Z)	142	55	3	6	3	3	29	45	-	30-60
8	2	9	3	27	20	2	2	3	6	14	UK
1	(Z)	5	2	6	4	1	1	4	8	(Z)	39491
(Z)	(Z)	(Z)	(Z)	1	1	1	1	2	4	-	0-.5
(Z)	(Z)	3	2	1	(Z)	(Z)	(Z)	(Z)	1	-	.5-1
-	-	1	(Z)	(Z)	(Z)	-	-	1	3	-	1-5
(Z)	(Z)	(Z)	(Z)	1	1	-	-	-	-	-	5-10
(Z)	(Z)	(Z)	(Z)	3	2	(Z)	(Z)	(Z)	(Z)	(Z)	UK
5	1	4	1	14	11	2	2	5	10	1	39493
3	1	(Z)	(Z)	2	1	(Z)	(Z)	(Z)	(Z)	-	0-.5
(Z)	(Z)	(Z)	(Z)	1	1	(Z)	1	-	-	-	.5-1
2	(Z)	3	1	6	4	1	1	(Z)	1	-	1-5
-	-	-	-	1	1	1	1	(Z)	1	-	5-10
-	-	-	-	-	-	-	-	-	-	-	10-20
-	-	-	-	2	1	-	-	4	9	-	20-30
-	-	-	-	2	2	-	-	-	-	-	30-60
-	-	-	-	-	-	-	-	-	-	1	UK
2	(Z)	14	6	16	12	1	1	8	18	(Z)	39494
(Z)	(Z)	1	(Z)	1	(Z)	(Z)	(Z)	4	11	-	0-.5
(Z)	(Z)	1	(Z)	(Z)	(Z)	(Z)	(Z)	(Z)	(Z)	-	.5-1
(Z)	(Z)	-	-	(Z)	(Z)	(Z)	(Z)	-	-	-	1-5
-	-	-	-	2	1	-	-	-	-	-	5-10
(Z)	(Z)	(Z)	(Z)	(Z)	(Z)	-	-	-	-	-	20-30
1	(Z)	12	6	2	1	-	-	1	2	-	30-60
(Z)	(Z)	(Z)	(Z)	11	9	(Z)	1	3	5	(Z)	UK
7	2	10	4	21	14	5	7	7	15	3	39496
1	(Z)	3	1	3	2	1	1	2	4	-	0-.5
(Z)	(Z)	(Z)	(Z)	1	1	(Z)	(Z)	(Z)	(Z)	-	.5-1
1	(Z)	7	1	7	5	1	1	1	2	-	1-5
-	-	1	(Z)	7	4	1	1	-	-	-	5-10
-	-	(Z)	(Z)	(Z)	(Z)	-	-	3	6	-	10-20
-	-	-	-	-	-	1	1	-	-	-	20-30
4	1	(Z)	(Z)	1	1	1	1	(Z)	(Z)	3	UK
7	2	13	5	17	13	4	5	7	15	10	39497
1	(Z)	2	1	9	6	3	4	4	8	(Z)	0-.5
1	(Z)	8	3	2	1	(Z)	(Z)	(Z)	1	-	.5-1
(Z)	(Z)	(Z)	(Z)	2	2	1	1	1	3	-	1-5
-	-	1	(Z)	1	1	-	-	-	-	-	5-10
-	-	-	-	3	2	-	-	1	3	-	10-20
3	1	2	1	-	-	-	-	-	-	-	20-30

COPY OF THE ORIGINAL



TABLE 3. SHIPMENTS BY MANUFACTURING ESTABLISHMENTS--COMMODITIES AND WEIGHT OF SHIPMENT BY DISTANCE SHIPPED: 1977--CON.

TCC CODE	COMMODITY AND WEIGHT OF SHIPMENT	ALL SHIPMENTS				TONS (THOUSANDS) AND TON-MILES (MILLIONS) BY DISTANCE OF SHIPMENT			
		TONS (THOU- SANDS) (A)	TON-MILES (MIL- LIONS) (B)	STANDARD ERROR (PERCENT) FOR COLUMNS--		UNDER 100 MILES		100 TO 199 MILES	
				(A)	(B)	TONS	TON- MILES	TONS	TON- MILES
39497	PLAYGROUND AND GYMNASIUM EQUIPMENT								
	30,000 TO 59,999 POUNDS . . . . .	1	(Z)	100	100	-	-	1	(Z)
	SHIPMENT WEIGHT UNKNOWN . . . . .	13	2	73	70	-	-	(Z)	(Z)
39499	SPORTING AND ATHLETIC GOODS, NEC	446	200	61	43	146	3	27	3
	UNDER 500 POUNDS . . . . .	37	33	43	54	2	(Z)	2	(Z)
	500 TO 999 POUNDS . . . . .	14	11	71	71	2	(Z)	(Z)	(Z)
	1,000 TO 4,999 POUNDS . . . . .	27	11	52	51	4	(Z)	4	1
	5,000 TO 9,999 POUNDS . . . . .	11	9	70	91	4	(Z)	-	-
	10,000 TO 19,999 POUNDS . . . . .	36	22	68	67	16	(Z)	-	-
	20,000 TO 29,999 POUNDS . . . . .	42	7	76	90	32	1	-	-
	30,000 TO 59,999 POUNDS . . . . .	256	95	96	94	83	2	18	2
	SHIPMENT WEIGHT UNKNOWN . . . . .	23	11	98	100	(Z)	(Z)	2	(Z)
395	PENS, PENCILS, OTHER OFFICE AND ARTISTS' MATERIALS	432	219	19	13	79	3	60	9
	UNDER 500 POUNDS . . . . .	67	40	12	11	12	(Z)	9	1
	500 TO 999 POUNDS . . . . .	26	14	17	16	9	(Z)	1	(Z)
	1,000 TO 4,999 POUNDS . . . . .	67	31	22	10	19	1	6	1
	5,000 TO 9,999 POUNDS . . . . .	46	18	20	23	12	(Z)	4	1
	10,000 TO 19,999 POUNDS . . . . .	33	15	38	30	9	(Z)	4	1
	20,000 TO 29,999 POUNDS . . . . .	20	14	35	46	2	(Z)	7	1
	30,000 TO 59,999 POUNDS . . . . .	49	15	54	51	3	(Z)	21	3
	60,000 TO 89,999 POUNDS . . . . .	1	(Z)	100	100	-	-	-	-
	90,000 POUNDS AND OVER . . . . .	1	(Z)	100	100	-	-	-	-
	SHIPMENT WEIGHT UNKNOWN . . . . .	122	71	20	35	13	(Z)	7	1
39511	PENS AND PARTS *	37	30	17	21	6	(Z)	2	(Z)
	UNDER 500 POUNDS . . . . .	13	10	17	25	3	(Z)	2	(Z)
	500 TO 999 POUNDS . . . . .	1	1	42	62	(Z)	(Z)	(Z)	(Z)
	1,000 TO 4,999 POUNDS . . . . .	4	3	25	38	1	(Z)	-	-
	5,000 TO 9,999 POUNDS . . . . .	3	4	50	63	(Z)	(Z)	-	-
	10,000 TO 19,999 POUNDS . . . . .	4	2	67	58	-	-	-	-
	20,000 TO 29,999 POUNDS . . . . .	2	3	69	78	-	-	-	-
	SHIPMENT WEIGHT UNKNOWN . . . . .	11	8	17	7	2	(Z)	(Z)	(Z)
3952	PENCILS, CRAYONS, AND ARTISTS' MATERIALS	173	104	21	19	30	1	15	2
	UNDER 500 POUNDS . . . . .	17	9	27	21	3	(Z)	2	(Z)
	500 TO 999 POUNDS . . . . .	14	6	23	19	5	(Z)	1	(Z)
	1,000 TO 4,999 POUNDS . . . . .	33	14	38	14	12	(Z)	2	(Z)
	5,000 TO 9,999 POUNDS . . . . .	15	9	34	32	1	(Z)	1	(Z)
	10,000 TO 19,999 POUNDS . . . . .	13	5	71	47	7	(Z)	1	(Z)
	20,000 TO 29,999 POUNDS . . . . .	7	9	59	76	-	-	1	(Z)
	30,000 TO 59,999 POUNDS . . . . .	5	3	77	87	-	-	-	-
	60,000 TO 89,999 POUNDS . . . . .	(Z)	(Z)	100	100	-	-	-	-
	90,000 POUNDS AND OVER . . . . .	(Z)	(Z)	100	100	-	-	-	-
	SHIPMENT WEIGHT UNKNOWN . . . . .	69	47	28	51	1	(Z)	6	1
39521	PENCILS AND CRAYONS	38	23	26	23	2	(Z)	3	(Z)
	UNDER 500 POUNDS . . . . .	6	5	33	26	(Z)	(Z)	1	(Z)
	500 TO 999 POUNDS . . . . .	4	3	29	34	(Z)	(Z)	(Z)	(Z)
	1,000 TO 4,999 POUNDS . . . . .	8	6	22	27	1	(Z)	(Z)	(Z)
	5,000 TO 9,999 POUNDS . . . . .	2	1	50	52	(Z)	(Z)	(Z)	(Z)
	10,000 TO 19,999 POUNDS . . . . .	1	2	69	85	-	-	-	-
	20,000 TO 29,999 POUNDS . . . . .	(Z)	(Z)	100	100	-	-	-	-
	SHIPMENT WEIGHT UNKNOWN . . . . .	17	7	43	76	1	(Z)	2	(Z)
39522	ARTISTS' MATERIALS	134	81	26	24	27	1	12	2
	UNDER 500 POUNDS . . . . .	11	4	38	34	3	(Z)	1	(Z)
	500 TO 999 POUNDS . . . . .	10	4	31	29	4	(Z)	1	(Z)
	1,000 TO 4,999 POUNDS . . . . .	25	9	45	17	11	(Z)	2	(Z)
	5,000 TO 9,999 POUNDS . . . . .	12	8	39	36	1	(Z)	1	(Z)
	10,000 TO 19,999 POUNDS . . . . .	11	3	75	60	7	(Z)	2	(Z)
	20,000 TO 29,999 POUNDS . . . . .	7	9	59	76	-	-	1	(Z)
	30,000 TO 59,999 POUNDS . . . . .	5	3	77	87	-	-	-	-
	60,000 TO 89,999 POUNDS . . . . .	(Z)	(Z)	100	100	-	-	-	-
	90,000 POUNDS AND OVER . . . . .	(Z)	(Z)	100	100	-	-	-	-
	SHIPMENT WEIGHT UNKNOWN . . . . .	52	40	35	56	1	(Z)	4	1
39531	MARKING DEVICES *	66	25	27	27	18	1	12	1
	UNDER 500 POUNDS . . . . .	17	9	23	27	4	(Z)	2	(Z)
	500 TO 999 POUNDS . . . . .	5	3	42	40	3	(Z)	(Z)	(Z)
	1,000 TO 4,999 POUNDS . . . . .	3	1	56	63	(Z)	(Z)	(Z)	(Z)
	5,000 TO 9,999 POUNDS . . . . .	(Z)	(Z)	100	100	(Z)	(Z)	-	-
	10,000 TO 19,999 POUNDS . . . . .	1	(Z)	69	97	(Z)	(Z)	-	-
	20,000 TO 29,999 POUNDS . . . . .	21	7	55	74	2	(Z)	10	1
	SHIPMENT WEIGHT UNKNOWN . . . . .	19	4	14	40	10	(Z)	(Z)	(Z)
39551	CARBON AND STENCIL PAPER AND INKED RIBBONS *	157	49	44	38	31	1	35	6
	UNDER 500 POUNDS . . . . .	20	10	10	15	4	(Z)	3	(Z)
	500 TO 999 POUNDS . . . . .	6	3	16	18	2	(Z)	1	(Z)
	1,000 TO 4,999 POUNDS . . . . .	26	10	18	17	6	(Z)	5	1
	5,000 TO 9,999 POUNDS . . . . .	32	6	32	41	12	(Z)	3	(Z)
	10,000 TO 19,999 POUNDS . . . . .	16	7	56	52	2	(Z)	2	(Z)
	20,000 TO 29,999 POUNDS . . . . .	12	2	55	54	3	(Z)	7	1
	30,000 TO 59,999 POUNDS . . . . .	31	7	80	72	2	(Z)	15	3
	SHIPMENT WEIGHT UNKNOWN . . . . .	15	3	59	90	(Z)	(Z)	1	(Z)
396	COSTUME JEWELRY, NOVELTIES, BUTTONS, AND NOTIONS	225	135	14	23	52	2	24	4
	UNDER 500 POUNDS . . . . .	65	36	11	13	17	1	9	1
	500 TO 999 POUNDS . . . . .	27	16	13	18	5	(Z)	7	1
	1,000 TO 4,999 POUNDS . . . . .	62	35	19	21	12	(Z)	7	1
	5,000 TO 9,999 POUNDS . . . . .	19	15	30	52	2	(Z)	3	(Z)
	10,000 TO 19,999 POUNDS . . . . .	5	4	38	66	-	(Z)	-	-
	20,000 TO 29,999 POUNDS . . . . .	4	1	49	47	2	(Z)	-	-
	SHIPMENT WEIGHT UNKNOWN . . . . .	43	27	49	74	12	(Z)	2	(Z)
39611	COSTUME JEWELRY AND NOVELTIES *	44	30	17	23	16	1	5	1

TONS (THOUSANDS) AND TON-MILES (MILLIONS) BY DISTANCE OF SHIPMENT--CON.

200 TO 299 MILES		300 TO 499 MILES		500 TO 999 MILES		1,000 TO 1,499 MILES		1,500 MILES AND OVER		MILEAGE UNKNOWN	TCC CODE AND WT.
TONS	TON-MILES	TONS	TON-MILES	TONS	TON-MILES	TONS	TON-MILES	TONS	TON-MILES	TONS	
-	-	-	-	-	-	-	-	-	-	-	39497
2	(Z)	(Z)	(Z)	1	1	-	-	(Z)	1	9	30-60 UK
20	5	144	55	42	30	23	28	44	76	(Z)	39499
3	1	7	3	9	6	3	3	9	19	-	0-.5
2	(Z)	1	(Z)	3	2	3	4	2	4	-	.5-1
7	2	2	1	9	6	1	1	(Z)	(Z)	-	1-5
1	(Z)	1	(Z)	(Z)	(Z)	3	4	2	5	-	5-10
-	-	-	-	9	7	-	8	4	6	-	10-20
6	1	-	-	-	1	5	5	4	4	-	20-30
-	-	125	48	2	1	1	1	27	41	-	30-60
1	(Z)	8	3	11	7	1	1	(Z)	(Z)	(Z)	UK
50	13	77	30	87	60	16	19	45	86	20	395
5	1	12	5	17	12	5	6	7	14	-	0-.5
2	(Z)	6	2	5	3	1	1	3	6	-	.5-1
4	1	16	7	15	11	3	4	4	7	-	1-5
10	2	7	3	2	5	2	3	3	5	-	5-10
3	1	7	3	7	5	1	1	2	4	-	10-20
3	1	-	-	4	2	-	-	5	10	-	20-30
3	1	9	3	12	8	-	-	-	-	-	30-60
1	(Z)	-	-	-	-	-	-	-	-	-	60-90
1	(Z)	-	-	-	-	-	-	-	-	-	90+
18	5	20	8	20	13	3	4	22	40	20	UK
3	1	4	2	12	8	3	4	8	15	1	39511
1	(Z)	1	(Z)	3	2	2	2	3	5	-	0-.5
-	-	(Z)	(Z)	(Z)	(Z)	-	-	(Z)	(Z)	-	.5-1
(Z)	(Z)	(Z)	(Z)	2	2	(Z)	(Z)	(Z)	1	-	1-5
(Z)	(Z)	-	-	1	1	-	-	2	3	-	5-10
-	-	2	1	1	(Z)	1	1	-	-	-	10-20
-	-	-	-	1	1	-	-	1	2	-	20-30
2	(Z)	(Z)	(Z)	5	3	(Z)	(Z)	2	4	1	UK
19	5	32	12	39	26	8	9	26	49	5	3952
1	(Z)	3	1	4	3	1	2	1	3	-	0-.5
1	(Z)	3	1	3	2	(Z)	(Z)	1	2	-	.5-1
2	1	6	2	7	5	2	2	2	4	-	1-5
2	(Z)	2	1	6	4	2	3	1	2	-	5-10
(Z)	(Z)	-	-	1	(Z)	-	-	2	4	-	10-20
(Z)	(Z)	-	-	3	2	-	-	4	8	-	20-30
(Z)	(Z)	-	-	5	3	-	-	-	-	-	30-60
(Z)	(Z)	-	-	-	-	-	-	-	-	-	60-90
(Z)	(Z)	-	-	-	-	-	-	-	-	-	90+
11	3	19	7	11	7	2	2	15	26	5	UK
3	1	8	4	11	8	2	2	4	9	4	39521
(Z)	(Z)	1	(Z)	2	1	1	1	1	2	-	0-.5
(Z)	(Z)	1	1	1	1	(Z)	(Z)	1	1	-	.5-1
(Z)	(Z)	2	1	2	2	(Z)	(Z)	1	3	-	1-5
1	(Z)	-	-	1	(Z)	-	-	(Z)	1	-	5-10
(Z)	(Z)	-	-	(Z)	(Z)	-	-	1	1	-	10-20
(Z)	(Z)	-	-	-	-	-	-	-	-	-	20-30
1	(Z)	3	1	5	3	1	1	(Z)	1	4	UK
16	4	23	9	27	18	6	7	22	40	1	39522
1	(Z)	2	1	2	2	1	1	(Z)	(Z)	-	0-.5
1	(Z)	1	(Z)	2	1	(Z)	(Z)	1	1	-	.5-1
2	(Z)	3	1	4	3	2	2	1	2	-	1-5
1	(Z)	2	1	5	3	2	3	1	1	-	5-10
(Z)	(Z)	-	-	(Z)	(Z)	-	-	1	3	-	10-20
(Z)	(Z)	-	-	3	2	-	-	4	8	-	20-30
(Z)	(Z)	-	-	5	3	-	-	-	-	-	30-60
(Z)	(Z)	-	-	-	-	-	-	-	-	-	60-90
(Z)	(Z)	-	-	-	-	-	-	-	-	-	90+
10	3	15	6	6	4	1	2	14	26	1	UK
2	1	8	3	17	11	2	2	3	6	4	39531
1	(Z)	4	1	5	3	1	1	1	3	-	0-.5
(Z)	(Z)	(Z)	(Z)	1	(Z)	(Z)	(Z)	1	2	-	.5-1
-	-	2	1	(Z)	(Z)	(Z)	(Z)	-	-	-	1-5
-	-	(Z)	(Z)	-	-	-	-	-	-	-	5-10
(Z)	(Z)	-	-	1	(Z)	-	-	-	-	-	10-20
1	(Z)	1	1	10	6	-	-	-	-	-	20-30
1	(Z)	1	1	1	1	1	1	(Z)	1	4	UK
23	6	30	11	22	16	3	4	3	6	10	39551
2	(Z)	3	1	5	3	2	2	1	3	-	0-.5
1	(Z)	1	1	1	1	(Z)	(Z)	1	1	-	.5-1
2	1	6	2	5	4	1	1	1	1	-	1-5
10	2	6	2	1	1	(Z)	(Z)	-	-	-	5-10
4	1	-	-	7	5	-	-	-	-	-	10-20
2	1	-	-	-	-	-	-	-	-	-	20-30
1	(Z)	13	4	-	-	-	-	-	-	-	30-60
1	(Z)	1	(Z)	3	2	(Z)	(Z)	(Z)	1	10	UK
20	5	28	11	51	35	18	21	28	58	5	396
5	1	8	3	14	10	5	6	6	14	-	0-.5
3	1	5	2	7	5	2	3	2	5	-	.5-1
8	2	7	3	18	12	6	7	5	10	-	1-5
1	(Z)	2	1	3	2	1	2	6	11	-	5-10
-	-	1	(Z)	1	1	-	-	1	3	-	10-20
-	-	1	(Z)	2	1	-	-	-	-	-	20-30
4	1	4	2	6	4	3	4	7	15	5	UK
1	(Z)	3	1	8	6	3	3	7	18	(Z)	39611

BUREAU OF ECONOMIC ANALYSIS

TABLE 3. SHIPMENTS BY MANUFACTURING ESTABLISHMENTS--COMMODITIES AND WEIGHT OF SHIPMENT BY DISTANCE SHIPPED: 1977--CON.

TCC CODE	COMMODITY AND WEIGHT OF SHIPMENT	ALL SHIPMENTS				TONS (THOUSANDS) AND TON-MILES (MILLIONS) BY DISTANCE OF SHIPMENT			
		TONS (THOUSANDS) (A)	TON-MILES (MILLIONS) (B)	STANDARD ERROR (PERCENT) FOR COLUMNS--		UNDER 100 MILES		100 TO 199 MILES	
				(A)	(B)	TONS	TON-MILES	TONS	TON-MILES
39611	COSTUME JEWELRY AND NOVELTIES *								
	UNDER 500 POUNDS . . . . .	19	14	21	22	5	(Z)	2	(Z)
	500 TO 999 POUNDS . . . . .	3	4	26	49	1	(Z)	1	(Z)
	1,000 TO 4,999 POUNDS . . . . .	11	9	20	45	3	(Z)	1	(Z)
	5,000 TO 9,999 POUNDS . . . . .	1	(Z)	59	55	1	(Z)	-	-
	10,000 TO 19,999 POUNDS . . . . .	2	1	85	77	2	(Z)	-	-
	20,000 TO 29,999 POUNDS . . . . .	2	(Z)	100	100	2	(Z)	-	-
	SHIPMENT WEIGHT UNKNOWN . . . . .	5	2	72	74	3	(Z)	1	(Z)
39621	FEATHERS, PLUMES, ARTIFICIAL FLOWERS, AND FRUITS *	57	30	44	69	8	(Z)	9	1
	UNDER 500 POUNDS . . . . .	15	7	15	22	2	(Z)	3	1
	500 TO 999 POUNDS . . . . .	6	3	32	45	1	(Z)	1	(Z)
	1,000 TO 4,999 POUNDS . . . . .	15	5	26	22	2	(Z)	3	(Z)
	5,000 TO 9,999 POUNDS . . . . .	5	2	38	50	1	(Z)	2	(Z)
	SHIPMENT WEIGHT UNKNOWN . . . . .	15	13	87	98	2	(Z)	(Z)	(Z)
39631	BUTTONS AND PARTS *	12	5	18	24	4	(Z)	2	(Z)
	UNDER 500 POUNDS . . . . .	4	2	14	17	1	(Z)	(Z)	(Z)
	500 TO 999 POUNDS . . . . .	2	1	25	29	(Z)	(Z)	(Z)	(Z)
	1,000 TO 4,999 POUNDS . . . . .	3	1	47	59	1	(Z)	(Z)	(Z)
	5,000 TO 9,999 POUNDS . . . . .	1	(Z)	69	69	-	-	1	(Z)
	SHIPMENT WEIGHT UNKNOWN . . . . .	2	1	53	99	1	(Z)	(Z)	(Z)
3964	NEEDLES, PINS, HOOKS, EYES, AND SIMILAR NOTIONS . . . . .	114	70	13	17	24	1	8	1
	UNDER 500 POUNDS . . . . .	29	15	14	17	9	(Z)	4	1
	500 TO 999 POUNDS . . . . .	16	8	20	26	3	(Z)	1	(Z)
	1,000 TO 4,999 POUNDS . . . . .	34	22	30	29	5	(Z)	2	(Z)
	5,000 TO 9,999 POUNDS . . . . .	12	13	35	63	1	(Z)	(Z)	(Z)
	10,000 TO 19,999 POUNDS . . . . .	3	4	46	76	-	-	-	-
	20,000 TO 29,999 POUNDS . . . . .	3	1	46	47	-	-	-	-
	SHIPMENT WEIGHT UNKNOWN . . . . .	17	7	14	19	6	(Z)	(Z)	(Z)
39641	ZIPPERS AND SLICE FASTENERS . . . . .	44	26	14	19	7	(Z)	3	(Z)
	UNDER 500 POUNDS . . . . .	11	6	31	36	1	(Z)	2	(Z)
	500 TO 999 POUNDS . . . . .	6	4	36	37	(Z)	(Z)	(Z)	(Z)
	1,000 TO 4,999 POUNDS . . . . .	10	7	30	32	(Z)	(Z)	(Z)	(Z)
	5,000 TO 9,999 POUNDS . . . . .	2	2	51	86	2	(Z)	(Z)	(Z)
	SHIPMENT WEIGHT UNKNOWN . . . . .	15	7	16	24	6	(Z)	(Z)	(Z)
39642	NEEDLES, PINS, HOOKS, AND EYES . . . . .	70	44	18	21	17	1	5	1
	UNDER 500 POUNDS . . . . .	18	9	16	17	8	(Z)	2	(Z)
	500 TO 999 POUNDS . . . . .	10	5	24	27	3	(Z)	1	(Z)
	1,000 TO 4,999 POUNDS . . . . .	24	15	34	32	5	(Z)	2	(Z)
	5,000 TO 9,999 POUNDS . . . . .	10	11	35	57	1	(Z)	-	-
	10,000 TO 19,999 POUNDS . . . . .	3	4	46	76	-	-	-	-
	20,000 TO 29,999 POUNDS . . . . .	3	1	46	47	-	-	-	-
	SHIPMENT WEIGHT UNKNOWN . . . . .	2	(Z)	12	10	(Z)	(Z)	(Z)	(Z)
399	MISCELLANEOUS MANUFACTURED PRODUCTS . . . . .	2 014	1 013	13	12	512	16	220	32
	UNDER 500 POUNDS . . . . .	227	117	26	31	66	2	19	3
	500 TO 999 POUNDS . . . . .	89	38	35	26	24	1	6	1
	1,000 TO 4,999 POUNDS . . . . .	384	148	27	21	130	3	65	10
	5,000 TO 9,999 POUNDS . . . . .	211	66	17	19	72	2	23	3
	10,000 TO 19,999 POUNDS . . . . .	176	116	23	26	32	1	11	2
	20,000 TO 29,999 POUNDS . . . . .	51	34	29	28	13	1	3	1
	30,000 TO 59,999 POUNDS . . . . .	240	183	24	24	18	1	36	4
	60,000 TO 89,999 POUNDS . . . . .	35	45	41	45	-	-	3	(Z)
	SHIPMENT WEIGHT UNKNOWN . . . . .	602	265	13	14	157	5	54	8
39911	BROOMS AND BRUSHES *	188	99	21	15	45	2	20	3
	UNDER 500 POUNDS . . . . .	34	21	21	18	8	(Z)	4	1
	500 TO 999 POUNDS . . . . .	18	8	23	29	6	(Z)	3	(Z)
	1,000 TO 4,999 POUNDS . . . . .	36	19	29	22	12	(Z)	5	1
	5,000 TO 9,999 POUNDS . . . . .	23	9	38	21	12	(Z)	-	-
	10,000 TO 19,999 POUNDS . . . . .	12	5	68	48	2	(Z)	3	1
	20,000 TO 29,999 POUNDS . . . . .	8	11	53	65	-	-	-	-
	30,000 TO 59,999 POUNDS . . . . .	1	(Z)	100	100	1	(Z)	-	-
	SHIPMENT WEIGHT UNKNOWN . . . . .	56	27	50	48	3	(Z)	6	1
39921	LINOLEUM AND OTHER HARD SURFACE FLOOR COVERINGS *	295	218	6	10	60	3	25	3
	UNDER 500 POUNDS . . . . .	1	(Z)	29	22	(Z)	(Z)	(Z)	(Z)
	500 TO 999 POUNDS . . . . .	1	(Z)	43	36	(Z)	(Z)	(Z)	(Z)
	1,000 TO 4,999 POUNDS . . . . .	17	8	9	13	5	(Z)	1	(Z)
	5,000 TO 9,999 POUNDS . . . . .	49	13	11	25	24	1	8	1
	10,000 TO 19,999 POUNDS . . . . .	20	10	21	32	3	(Z)	1	(Z)
	20,000 TO 29,999 POUNDS . . . . .	28	17	19	28	11	1	1	(Z)
	30,000 TO 59,999 POUNDS . . . . .	114	92	11	18	17	1	13	2
	60,000 TO 89,999 POUNDS . . . . .	15	27	55	62	-	-	-	-
	SHIPMENT WEIGHT UNKNOWN . . . . .	49	50	38	21	-	-	-	-
3993	SIGNS AND ADVERTISING DISPLAYS . . . . .	458	186	21	23	158	3	33	6
	UNDER 500 POUNDS . . . . .	54	32	37	43	15	(Z)	2	(Z)
	500 TO 999 POUNDS . . . . .	16	8	27	34	6	(Z)	1	(Z)
	1,000 TO 4,999 POUNDS . . . . .	106	44	28	38	41	1	7	1
	5,000 TO 9,999 POUNDS . . . . .	29	7	56	58	6	(Z)	(Z)	(Z)
	10,000 TO 19,999 POUNDS . . . . .	49	55	44	72	4	(Z)	5	1
	20,000 TO 29,999 POUNDS . . . . .	8	3	100	100	-	-	-	-
	30,000 TO 59,999 POUNDS . . . . .	1	(Z)	100	100	-	-	-	-
	SHIPMENT WEIGHT UNKNOWN . . . . .	196	37	35	43	88	2	19	3
39931	LUMINOUS TUBING AND BULB SIGNS . . . . .	107	54	31	38	36	1	8	1
	UNDER 500 POUNDS . . . . .	10	7	32	44	2	(Z)	(Z)	(Z)
	500 TO 999 POUNDS . . . . .	8	2	32	48	5	(Z)	1	(Z)
	1,000 TO 4,999 POUNDS . . . . .	44	19	44	70	24	1	(Z)	(Z)
	5,000 TO 9,999 POUNDS . . . . .	(Z)	(Z)	69	80	-	-	-	-
	10,000 TO 19,999 POUNDS . . . . .	13	8	66	68	-	-	5	1
	SHIPMENT WEIGHT UNKNOWN . . . . .	32	18	50	58	6	(Z)	1	(Z)
39932	NONELECTRIC ADVERTISING SIGNS AND DISPLAYS . . . . .	261	69	27	35	114	2	20	3



TONS (THOUSANDS) AND TON-MILES (MILLIONS) BY DISTANCE OF SHIPMENT--CON.

200 TO 299 MILES		300 TO 499 MILES		500 TO 999 MILES		1,000 TO 1,499 MILES		1,500 MILES AND OVER		MILEAGE UNKNOWN	TCC CODE AND WT.
TONS	TON-MILES	TONS	TON-MILES	TONS	TON-MILES	TONS	TON-MILES	TONS	TON-MILES	TONS	
1	(Z)	2	1	4	3	2	2	3	7	-	39611
(Z)	(Z)	(Z)	(Z)	(Z)	(Z)	(Z)	(Z)	1	3	-	0-.5
1	(Z)	1	(Z)	2	1	1	1	3	6	-	.5-1
-	-	(Z)	(Z)	-	-	-	-	(Z)	(Z)	-	1-5
-	-	-	-	(Z)	(Z)	-	-	(Z)	(Z)	-	5-10
-	-	-	-	-	-	-	-	-	-	-	10-20
(Z)	(Z)	(Z)	(Z)	1	1	(Z)	(Z)	(Z)	1	(Z)	20-30
9	2	9	3	9	6	3	3	7	14	4	39621
2	1	3	1	2	1	1	1	1	2	-	0-.5
1	(Z)	2	1	1	1	1	1	(Z)	1	-	.5-1
4	1	2	1	3	2	(Z)	(Z)	(Z)	1	-	1-5
-	-	1	(Z)	1	1	-	-	(Z)	1	-	5-10
2	(Z)	1	(Z)	1	1	2	2	5	9	4	UK
1	(Z)	1	1	3	2	1	1	1	1	(Z)	39631
(Z)	(Z)	1	(Z)	1	1	(Z)	(Z)	(Z)	(Z)	-	0-.5
(Z)	(Z)	-	-	1	1	(Z)	(Z)	(Z)	(Z)	-	.5-1
(Z)	(Z)	1	(Z)	1	(Z)	(Z)	(Z)	-	-	-	1-5
-	-	-	-	-	-	-	-	-	-	-	5-10
(Z)	(Z)	-	-	(Z)	(Z)	(Z)	(Z)	(Z)	1	(Z)	UK
9	2	15	6	33	22	12	14	13	24	1	3964
2	1	3	1	7	5	2	3	2	5	-	0-.5
2	(Z)	3	1	5	3	2	2	1	1	-	.5-1
3	1	4	1	13	9	6	6	2	4	-	1-5
1	(Z)	1	(Z)	1	1	1	2	6	10	-	5-10
-	-	1	(Z)	1	1	-	-	1	3	-	10-20
-	-	1	(Z)	2	1	-	-	-	-	-	20-30
1	(Z)	3	1	3	2	1	1	1	2	1	UK
5	1	8	3	15	10	3	4	3	6	-	39641
2	(Z)	2	1	3	2	1	1	1	2	-	0-.5
2	(Z)	1	(Z)	2	2	1	1	(Z)	(Z)	-	.5-1
(Z)	(Z)	3	1	7	4	(Z)	(Z)	1	1	-	1-5
1	(Z)	-	-	-	-	-	-	1	2	-	5-10
1	(Z)	3	1	3	2	1	1	1	2	-	UK
3	1	7	3	18	12	9	10	9	17	1	39642
1	(Z)	1	(Z)	4	3	1	1	1	3	-	0-.5
(Z)	(Z)	2	1	3	2	1	1	(Z)	1	-	.5-1
2	1	1	(Z)	7	5	6	6	1	3	-	1-5
-	-	1	(Z)	1	1	1	2	5	8	-	5-10
-	-	1	(Z)	1	1	-	-	1	3	-	10-20
-	-	1	(Z)	2	1	-	-	-	-	-	20-30
(Z)	(Z)	(Z)	(Z)	(Z)	(Z)	(Z)	(Z)	-	-	1	UK
200	50	267	105	423	293	117	139	194	378	82	399
23	5	28	11	56	39	18	22	16	35	(Z)	0-.5
23	6	10	4	17	12	3	3	6	12	-	.5-1
26	6	64	25	59	40	21	24	19	38	-	1-5
34	9	35	13	38	25	4	5	5	9	(Z)	5-10
20	5	18	7	48	31	8	9	37	61	2	10-20
-	-	11	4	10	8	7	8	7	12	-	20-30
31	8	34	14	56	40	18	21	44	94	2	30-60
-	-	2	1	14	13	2	2	14	29	-	60-90
43	10	64	26	124	85	35	43	46	88	78	UK
17	4	37	15	32	22	16	20	19	35	4	39911
3	1	6	2	7	5	4	4	4	8	-	0-.5
2	(Z)	2	1	3	2	1	1	1	2	-	.5-1
2	1	4	1	7	5	2	3	4	9	-	1-5
(Z)	(Z)	4	2	2	1	4	5	-	-	-	5-10
-	-	4	1	1	(Z)	2	2	-	-	-	10-20
-	-	2	1	1	1	2	2	4	7	-	20-30
-	-	-	-	-	-	-	-	-	-	-	30-60
10	2	16	7	11	8	1	1	5	8	4	UK
14	3	31	12	81	54	39	46	43	97	4	39921
(Z)	(Z)	(Z)	(Z)	(Z)	(Z)	(Z)	(Z)	(Z)	(Z)	-	0-.5
(Z)	(Z)	(Z)	(Z)	(Z)	(Z)	(Z)	(Z)	(Z)	(Z)	-	.5-1
1	(Z)	6	2	3	2	1	1	1	2	-	1-5
2	1	10	4	1	3	2	2	2	3	(Z)	5-10
3	1	2	1	5	3	3	4	1	2	2	10-20
-	-	1	1	7	6	7	7	2	3	-	20-30
8	2	11	4	32	24	13	15	20	44	2	30-60
-	-	-	-	4	3	-	-	11	25	-	60-90
-	-	-	-	29	16	14	17	7	17	-	UK
35	9	60	23	49	36	29	34	45	76	49	3993
3	1	8	3	17	12	6	6	5	10	(Z)	0-.5
3	1	1	(Z)	4	3	1	1	1	3	-	.5-1
2	1	29	11	10	7	14	16	3	7	-	1-5
19	5	4	1	(Z)	(Z)	(Z)	(Z)	(Z)	(Z)	-	5-10
-	-	2	1	6	4	3	3	29	46	-	10-20
-	-	8	3	-	-	-	-	-	-	-	30-60
9	2	8	3	12	9	5	7	6	11	49	UK
9	2	9	4	21	16	22	25	3	5	(Z)	39931
1	(Z)	1	(Z)	3	2	2	3	1	1	-	0-.5
(Z)	(Z)	1	(Z)	2	1	(Z)	(Z)	(Z)	(Z)	-	.5-1
2	(Z)	3	1	3	2	12	13	1	1	-	1-5
-	-	(Z)	(Z)	-	-	-	-	(Z)	(Z)	-	5-10
6	1	5	2	8	6	4	6	1	2	(Z)	UK
7	2	25	9	27	19	7	8	13	25	49	39932

BUREAU OF THE CENSUS

TABLE 3. SHIPMENTS BY MANUFACTURING ESTABLISHMENTS--COMMODITIES AND WEIGHT OF SHIPMENT BY DISTANCE SHIPPED: 1977--CON.

TCC CODE	COMMODITY AND WEIGHT OF SHIPMENT	ALL SHIPMENTS				TONS (THOUSANDS) AND TON-MILES (MILLIONS) BY DISTANCE OF SHIPMENT			
		TONS (THOU- SANDS) (A)	TON-MILES (MIL- LIONS) (B)	STANDARD ERROR (PERCENT) FOR COLUMNS--		UNDER 100 MILES		100 TO 199 MILES	
				(A)	(B)	TONS	TON- MILES	TONS	TON- MILES
39932	Nonelectric advertising signs and displays . . . . .								
	Under 500 POUNDS . . . . .	42	24	43	51	13	(Z)	1	(Z)
	500 TO 999 POUNDS . . . . .	8	6	36	44	1	(Z)	(Z)	(Z)
	1,000 TO 4,999 POUNDS . . . . .	25	14	48	56	9	(Z)	3	(Z)
	5,000 TO 9,999 POUNDS . . . . .	10	2	71	77	6	(Z)	(Z)	(Z)
	10,000 TO 19,999 POUNDS . . . . .	7	1	43	40	4	(Z)	-	-
	30,000 TO 59,999 POUNDS . . . . .	8	3	100	100	-	-	-	-
	SHIPMENT WEIGHT UNKNOWN . . . . .	162	18	48	25	82	1	16	3
39934	Nonelectric road and traffic signs . . . . .	90	63	94	96	8	(Z)	6	1
	Under 500 POUNDS . . . . .	2	1	30	41	(Z)	(Z)	-	-
	1,000 TO 4,999 POUNDS . . . . .	37	11	100	100	8	(Z)	4	1
	5,000 TO 9,999 POUNDS . . . . .	19	5	100	100	-	-	-	-
	10,000 TO 19,999 POUNDS . . . . .	29	46	100	100	-	-	-	-
	SHIPMENT WEIGHT UNKNOWN . . . . .	2	(Z)	67	67	(Z)	(Z)	2	(Z)
39941	Horticians' goods * . . . . .	262	128	18	19	40	1	29	4
	Under 500 POUNDS . . . . .	24	5	43	31	9	(Z)	5	1
	500 TO 999 POUNDS . . . . .	7	2	40	29	3	(Z)	(Z)	(Z)
	1,000 TO 4,999 POUNDS . . . . .	19	4	66	33	11	(Z)	2	(Z)
	5,000 TO 9,999 POUNDS . . . . .	34	14	25	32	3	(Z)	7	1
	10,000 TO 19,999 POUNDS . . . . .	34	17	44	37	3	(Z)	2	(Z)
	20,000 TO 29,999 POUNDS . . . . .	8	3	41	44	-	-	-	-
	30,000 TO 59,999 POUNDS . . . . .	10	5	83	91	-	-	2	(Z)
	60,000 TO 89,999 POUNDS . . . . .	1	1	100	100	-	-	-	-
	SHIPMENT WEIGHT UNKNOWN . . . . .	125	77	22	14	12	1	11	2
39961	Matches * . . . . .	195	133	51	41	5	(Z)	28	3
	Under 500 POUNDS . . . . .	11	6	15	19	1	(Z)	(Z)	(Z)
	500 TO 999 POUNDS . . . . .	5	3	34	40	1	(Z)	(Z)	(Z)
	1,000 TO 4,999 POUNDS . . . . .	39	16	86	88	2	(Z)	6	1
	5,000 TO 9,999 POUNDS . . . . .	4	2	98	99	-	-	-	-
	10,000 TO 19,999 POUNDS . . . . .	11	5	92	91	1	(Z)	-	-
	20,000 TO 29,999 POUNDS . . . . .	3	1	70	73	-	-	-	-
	30,000 TO 59,999 POUNDS . . . . .	103	81	37	24	-	-	22	2
	60,000 TO 89,999 POUNDS . . . . .	14	15	95	92	-	-	-	-
	SHIPMENT WEIGHT UNKNOWN . . . . .	6	3	100	100	1	(Z)	(Z)	(Z)
39971	Furs, dressed and dyed * . . . . .	1	(Z)	60	17	(Z)	(Z)	(Z)	(Z)
	SHIPMENT WEIGHT UNKNOWN . . . . .	1	(Z)	60	17	(Z)	(Z)	(Z)	(Z)
3999	Manufactured products, nec . . . . .	695	300	30	31	202	5	91	14
	Under 500 POUNDS . . . . .	102	56	52	36	8	1	7	1
	500 TO 999 POUNDS . . . . .	40	18	59	49	8	(Z)	2	(Z)
	1,000 TO 4,999 POUNDS . . . . .	174	60	49	44	64	1	44	7
	5,000 TO 9,999 POUNDS . . . . .	87	31	31	41	23	1	12	1
	10,000 TO 19,999 POUNDS . . . . .	61	25	47	38	21	(Z)	1	(Z)
	20,000 TO 29,999 POUNDS . . . . .	13	12	66	62	1	(Z)	2	(Z)
	30,000 TO 59,999 POUNDS . . . . .	5	4	100	100	-	-	-	-
	60,000 TO 89,999 POUNDS . . . . .	4	1	100	100	-	-	2	(Z)
	SHIPMENT WEIGHT UNKNOWN . . . . .	208	93	27	30	49	2	23	3
39991	Chemical fire extinguishing equipment and parts . . . . .	50	37	48	46	1	(Z)	3	(Z)
	Under 500 POUNDS . . . . .	2	2	30	27	(Z)	(Z)	(Z)	(Z)
	500 TO 999 POUNDS . . . . .	1	1	49	66	-	-	(Z)	(Z)
	1,000 TO 4,999 POUNDS . . . . .	3	2	38	43	(Z)	(Z)	1	(Z)
	SHIPMENT WEIGHT UNKNOWN . . . . .	44	32	50	47	1	(Z)	2	(Z)
39992	Coin-operated amusement and service machines . . . . .	37	35	46	59	3	(Z)	(Z)	(Z)
	Under 500 POUNDS . . . . .	(Z)	1	85	90	(Z)	(Z)	(Z)	(Z)
	500 TO 999 POUNDS . . . . .	1	1	92	99	(Z)	(Z)	(Z)	(Z)
	1,000 TO 4,999 POUNDS . . . . .	7	12	100	100	1	(Z)	-	-
	5,000 TO 9,999 POUNDS . . . . .	2	(Z)	100	100	2	(Z)	-	-
	SHIPMENT WEIGHT UNKNOWN . . . . .	26	21	6	10	1	(Z)	-	-
39993	Beauty and barber shop furniture and equipment . . . . .	7	4	38	34	1	(Z)	(Z)	(Z)
	Under 500 POUNDS . . . . .	4	3	68	66	(Z)	(Z)	(Z)	(Z)
	500 TO 999 POUNDS . . . . .	(Z)	(Z)	25	34	(Z)	(Z)	(Z)	(Z)
	1,000 TO 4,999 POUNDS . . . . .	(Z)	(Z)	56	88	(Z)	(Z)	(Z)	(Z)
	5,000 TO 9,999 POUNDS . . . . .	2	(Z)	67	78	1	(Z)	-	-
	10,000 TO 19,999 POUNDS . . . . .	(Z)	1	55	65	-	-	-	-
	SHIPMENT WEIGHT UNKNOWN . . . . .	(Z)	(Z)	1	-	-	-	-	-
39995	Tobacco pipes and cigarette holders . . . . .	9	7	21	57	3	(Z)	(Z)	(Z)
	Under 500 POUNDS . . . . .	1	1	16	21	(Z)	(Z)	(Z)	(Z)
	500 TO 999 POUNDS . . . . .	1	1	31	40	(Z)	(Z)	(Z)	(Z)
	1,000 TO 4,999 POUNDS . . . . .	(Z)	1	71	90	-	-	-	-
	10,000 TO 19,999 POUNDS . . . . .	3	5	69	77	-	-	-	-
	SHIPMENT WEIGHT UNKNOWN . . . . .	3	(Z)	-	-	3	(Z)	-	-
39999	Miscellaneous manufactured products, nec . . . . .	551	186	36	44	193	5	85	13
	Under 500 POUNDS . . . . .	88	46	59	70	35	1	6	1
	500 TO 999 POUNDS . . . . .	36	14	63	57	8	(Z)	1	(Z)
	1,000 TO 4,999 POUNDS . . . . .	147	32	54	60	63	1	41	7
	5,000 TO 9,999 POUNDS . . . . .	76	25	34	41	20	(Z)	12	1
	10,000 TO 19,999 POUNDS . . . . .	51	15	50	42	21	(Z)	1	(Z)
	20,000 TO 29,999 POUNDS . . . . .	13	12	66	62	1	(Z)	2	(Z)
	30,000 TO 59,999 POUNDS . . . . .	5	4	100	100	-	-	-	-
	60,000 TO 89,999 POUNDS . . . . .	4	1	100	100	-	-	2	(Z)
	SHIPMENT WEIGHT UNKNOWN . . . . .	132	38	35	48	44	2	21	3

TONS (THOUSANDS) AND TON-MILES (MILLIONS) BY DISTANCE OF SHIPMENT--CON.

200 TO 299 MILES		300 TO 499 MILES		500 TO 999 MILES		1,000 TO 1,499 MILES		1,500 MILES AND OVER		MILEAGE UNKNOWN	TCC CODE AND WT.
TONS	TON-MILES	TONS	TON-MILES	TONS	TON-MILES	TONS	TON-MILES	TONS	TON-MILES	TONS	
1	(Z)	6	2	13	9	3	4	4	8	(Z)	39932
2	(Z)	(Z)	(Z)	3	2	1	1	1	3	-	0-.5
(Z)	(Z)	1	(Z)	7	5	3	3	3	6	-	.5-1
-	-	3	1	(Z)	(Z)	(Z)	(Z)	(Z)	(Z)	-	1-5
-	-	2	1	1	(Z)	-	-	-	-	-	5-10
-	-	8	3	-	-	-	-	-	-	-	10-20
3	1	4	1	4	3	1	1	5	9	49	30-60
											UK
20	5	26	10	1	1	(Z)	(Z)	29	46	-	39934
1	(Z)	(Z)	(Z)	1	1	(Z)	(Z)	(Z)	(Z)	-	0-.5
-	-	25	10	-	-	-	-	-	-	-	1-5
19	5	-	-	-	-	-	-	-	-	-	5-10
(Z)	(Z)	-	-	(Z)	(Z)	-	-	29	46	-	10-20
										-	UK
40	10	56	23	72	49	8	9	16	32	1	39941
6	1	2	1	3	2	(Z)	(Z)	-	-	-	0-.5
1	(Z)	1	(Z)	2	1	-	-	-	-	-	.5-1
2	1	1	(Z)	2	1	-	-	(Z)	(Z)	-	1-5
7	2	5	2	12	9	(Z)	(Z)	-	-	-	5-10
11	3	8	3	7	5	1	2	2	4	-	10-20
-	-	5	2	2	1	-	-	-	-	-	20-30
-	-	4	2	3	2	1	1	-	-	-	30-60
-	-	-	-	-	-	1	1	-	-	-	60-90
13	3	29	12	41	27	3	4	14	28	1	UK
35	9	40	17	50	37	6	7	30	59	-	39961
2	(Z)	4	1	4	2	(Z)	(Z)	1	1	-	0-.5
1	(Z)	2	1	1	1	(Z)	(Z)	1	1	-	.5-1
3	1	18	8	9	6	(Z)	(Z)	-	-	-	1-5
-	-	(Z)	(Z)	3	2	-	-	-	-	-	5-10
4	1	1	(Z)	6	4	-	-	-	-	-	10-20
-	-	1	(Z)	1	1	-	-	-	-	-	20-30
25	7	12	6	15	10	4	5	25	51	-	30-60
-	-	-	-	10	10	-	-	3	5	-	60-90
1	(Z)	1	(Z)	1	1	1	2	(Z)	(Z)	-	UK
(Z)	(Z)	-	-	(Z)	(Z)	(Z)	(Z)	(Z)	(Z)	-	39971
(Z)	(Z)	-	-	(Z)	(Z)	(Z)	(Z)	(Z)	(Z)	-	UK
67	16	64	25	170	115	22	26	50	99	29	3999
7	4	9	3	28	19	8	10	8	20	(Z)	0-.5
15	4	1	1	8	6	1	1	2	5	-	.5-1
18	5	5	2	30	20	3	4	11	21	-	1-5
7	1	16	6	26	16	(Z)	(Z)	3	6	-	5-10
5	1	4	2	28	17	(Z)	(Z)	2	5	-	10-20
-	-	6	2	-	-	-	-	5	9	-	20-30
-	-	-	-	5	4	-	-	-	-	-	30-60
-	-	2	1	-	-	-	-	-	-	-	60-90
16	4	18	7	46	34	9	11	19	33	29	UK
5	1	8	3	20	13	7	8	6	11	(Z)	39991
(Z)	(Z)	(Z)	(Z)	1	(Z)	(Z)	(Z)	(Z)	1	(Z)	0-.5
-	-	-	-	(Z)	(Z)	(Z)	(Z)	(Z)	1	-	.5-1
-	-	1	(Z)	2	1	-	-	-	-	-	1-5
5	1	7	3	17	11	7	8	5	9	(Z)	UK
5	1	(Z)	(Z)	18	15	1	2	9	17	-	39992
-	-	-	-	(Z)	(Z)	(Z)	(Z)	(Z)	(Z)	-	0-.5
-	-	(Z)	(Z)	-	-	-	-	(Z)	(Z)	-	.5-1
-	-	-	-	(Z)	(Z)	1	2	5	10	-	1-5
-	-	-	-	-	-	-	-	-	-	-	5-10
5	1	(Z)	(Z)	17	14	(Z)	(Z)	3	6	-	UK
1	(Z)	(Z)	(Z)	3	2	(Z)	(Z)	1	1	(Z)	39993
(Z)	(Z)	(Z)	(Z)	2	2	(Z)	(Z)	(Z)	1	-	0-.5
-	-	(Z)	(Z)	(Z)	(Z)	(Z)	(Z)	-	-	-	.5-1
-	-	(Z)	(Z)	(Z)	(Z)	-	-	(Z)	(Z)	-	1-5
1	(Z)	-	-	(Z)	(Z)	-	-	-	-	-	5-10
-	-	(Z)	(Z)	-	-	(Z)	(Z)	(Z)	(Z)	-	10-20
-	-	-	-	(Z)	(Z)	(Z)	(Z)	-	-	(Z)	UK
(Z)	(Z)	1	(Z)	2	2	(Z)	(Z)	2	5	(Z)	39995
(Z)	(Z)	(Z)	(Z)	(Z)	(Z)	(Z)	(Z)	(Z)	(Z)	-	0-.5
(Z)	(Z)	(Z)	(Z)	(Z)	(Z)	(Z)	(Z)	(Z)	(Z)	-	.5-1
-	-	(Z)	(Z)	2	1	-	-	(Z)	(Z)	-	1-5
-	-	-	-	-	-	-	-	1	4	-	10-20
-	-	-	-	-	-	-	-	-	-	(Z)	UK
48	12	48	18	112	73	12	15	25	50	29	39999
6	1	7	3	20	14	7	9	7	17	-	0-.5
15	4	2	1	8	6	(Z)	(Z)	1	3	-	.5-1
15	4	2	1	23	15	2	3	1	2	-	1-5
1	(Z)	16	6	26	16	(Z)	(Z)	(Z)	(Z)	-	5-10
5	1	4	2	20	11	-	-	(Z)	1	-	10-20
-	-	6	2	-	-	-	-	5	9	-	20-30
-	-	-	-	5	4	-	-	-	-	-	30-60
-	-	2	1	-	-	-	-	-	-	-	60-90
6	1	8	3	11	8	2	3	11	18	29	UK



TABLE 4. SHIPMENTS BY MANUFACTURING ESTABLISHMENTS--MEDIAN VALUE AND WEIGHT OF COMMODITIES BY MEANS OF TRANSPORT: 1977

TCC CODE	COMMODITY	ALL MEANS OF TRANSPORT		RAIL		MOTOR CARRIER		TOTAL	ICC
		MEIOAN VALUE PER LB. (DOL.)	MEIOAN WEIGHT (LB.)	MEIOAN VALUE PER LB. (DOL.)	MEDIAN WEIGHT (LB.)	MEIOAN VALUE PER LB. (DOL.)	MEIOAN WEIGHT (LB.)		
	ALL COMMODITIES . . . . .	1.31	775	.27	70 179	1.26	990	1.30	910
20	FOOD AND KINDRED PRODUCTS								
20111	CARCASSES (WHOLE, PARTS), FRESH . . . . .	.66	10 091	-	-	.65	35 650	.65	35 650
20119	MEAT, FRESH AND CHILLED, NEC . . . . .	.81	1 061	**	**	.78	24 491	.78	24 400
20121	CARCASSES (WHOLE, PARTS), FRESH-FROZEN . . . . .	.53	30	**	**	**	**	**	**
20129	MEAT, FRESH-FROZEN, NEC . . . . .	.77	801	**	**	.69	28 315	.69	27 046
20131	LARD . . . . .	.38	396	.20	152 000	.44	10 423	.44	10 423
20132	MEATS AND SAUSAGE: COOKED, CURED, DRIED . . . . .	1.14	325	1.48	44 154	1.20	2 418	1.20	2 462
20133	SAUSAGE, FRESH . . . . .	.98	180	-	-	.97	9 860	.97	9 720
20134	CANNED MEAT . . . . .	.94	5 925	.74	96 890	1.12	5 399	1.13	6 200
20139	MEAT PRODUCTS, NEC . . . . .	.44	278	**	**	.42	448	.42	448
20141	HIDES, PELTS, AND SKINS, NOT TANNED . . . . .	.33	41 176	.46	106 908	.34	40 500	.34	40 500
20143	GREASE AND INEDIBLE TALLOW . . . . .	.17	44 620	.14	75 245	.18	42 880	.20	42 510
20144	ANIMAL REFUSE, TANKAGE, MEAT MEAL, DRIED BLOOD, ETC. . . . .	.12	44 715	.12	111 860	.11	46 765	.11	46 990
20149	ANIMAL BYPRODUCTS, INEDIBLE, NEC . . . . .	.14	31 510	.21	72 514	.22	38 243	.13	40 270
20151	DRESSED POULTRY AND SMALL GAME: FRESH, CHILLED . . . . .	.44	21 125	-	-	.42	29 357	.42	29 330
20158	POULTRY AND SMALL GAME BYPRODUCTS: FRESH, CHILLED . . . . .	.27	5 700	-	-	.69	5 269	.69	5 264
20161	DRESSED POULTRY AND SMALL GAME, FRESH-FROZEN . . . . .	.62	5 079	**	**	.65	8 622	.68	6 470
20168	POULTRY AND SMALL GAME BYPRODUCTS, FRESH-FROZEN . . . . .	.15	26 315	-	-	.12	46 660	.13	47 390
20171	CANNED POULTRY AND SMALL GAME . . . . .	.70	12 957	**	**	.89	8 773	1.00	6 100
20172	EGGS: CANNED, DRIED, FROZEN, LIQUID . . . . .	.50	1 920	-	-	.62	21 585	.60	21 090
20211	CREAMERY BUTTER . . . . .	1.02	10 200	1.00	115 789	1.02	21 666	1.03	12 240
20231	DRY MILK PRODUCTS . . . . .	.65	35 000	.83	62 640	.63	39 720	.65	39 574
20233	EVAPORATED AND CONDENSED MILK PRODUCTS . . . . .	.28	43 200	.31	80 410	.28	43 200	.28	43 200
20234	ICE CREAM MIX, ICE MILK MIX . . . . .	.24	505	-	-	.25	40 000	.25	40 000
20241	ICE CREAM AND RELATED FROZEN DESSERTS . . . . .	.45	3 307	-	-	.44	22 000	.43	22 100
20251	CHEESE . . . . .	1.17	8 641	1.20	99 217	1.14	29 342	1.15	28 896
20252	COTTAGE CHEESE . . . . .	.58	132	-	-	.45	6 698	.45	6 698
20259	SPECIAL DAIRY PRODUCTS, NEC . . . . .	.44	210	.49	89 044	.49	2 175	.49	2 110
20261	BULK FLUID MILK, SKIM MILK, CREAM . . . . .	.10	41 900	-	-	.10	47 000	.10	46 800
20262	PACKAGED (GLASS, PAPER) FLUID MILK, SKIM MILK, CREAM . . . . .	.19	831	-	-	**	**	**	**
20264	BUTTERMILK, CHOCOLATE MILK, FLAVORED MILK DRINKS . . . . .	.21	103	-	-	.11	27 136	.11	27 136
20311	CANNED FISH AND OTHER SEAFOODS, INCL. SOUPS . . . . .	1.12	17 280	1.15	66 685	1.09	4 928	1.09	4 759
20314	SMOKED, SALTED, PICKLED, AND DRIED SEAFOODS . . . . .	4.80	475	-	-	4.98	340	4.98	340
20321	CANNED BABY FOODS . . . . .	.32	27 902	.40	101 465	.32	22 442	.32	24 864
20322	CANNED SOUPS, EXC. FROZEN AND SEAFOOD SOUPS . . . . .	.26	38 147	.26	90 000	.26	33 517	.24	31 689
20323	CANNED BEAN SPECIALTIES . . . . .	.24	7 140	.24	81 803	.24	6 194	.24	6 104
20329	CANNED SPECIALTIES, NEC . . . . .	.35	6 958	.34	36 715	.34	9 437	.35	9 731
20331	CANNED FRUITS . . . . .	.27	10 432	.23	41 727	.27	5 000	.28	4 930
20332	CANNED VEGETABLES . . . . .	.21	14 232	.21	69 710	.21	34 800	.21	39 071
20333	CANNED HOMINY AND MUSHROOMS . . . . .	.17	14 619	.20	5 178	.16	13 308	.17	13 308
20334	CANNED FRUIT JUICES . . . . .	.17	22 861	.14	67 152	.18	24 993	.18	24 998
20335	CANNED VEGETABLE JUICES . . . . .	.24	3 480	.14	2 596	.26	5 013	.28	4 993
20336	CATSUP AND OTHER TOMATO SAUCES . . . . .	.26	3 812	.26	11 620	.30	3 413	.30	3 607
20338	JAMS, JELLIES, AND PRESERVES . . . . .	.45	2 586	.39	29 952	.50	3 162	.51	3 375
20341	DRIED AND DEHYDRATED FRUITS . . . . .	.79	7 300	.60	80 880	.79	6 360	.85	4 820
20342	DRIED AND DEHYDRATED VEGETABLES AND SOUPS . . . . .	1.08	750	1.64	36 468	1.17	684	1.18	673
20343	DRIED AND DEHYDRATED POTATOES AND PRODUCTS, EXC. CHIPS . . . . .	.40	17 850	.49	31 248	.39	18 225	.37	18 225
20352	PICKLES AND OTHER PICKLED PRODUCTS . . . . .	.24	7 380	.27	24 431	.27	7 072	.27	7 094
20354	SALAD DRESSINGS, MAYONNAISE, AND SANDWICH SPREADS . . . . .	.60	9 680	.60	97 772	.60	12 839	.60	14 156
20359	SAUCES AND SEASONINGS, NEC . . . . .	.60	444	.84	8 256	.60	600	.60	598
20361	FROZEN PROCESSED (PACKAGED) FISH AND OTHER SEAFOODS . . . . .	1.28	5 001	**	**	1.22	5 200	1.27	7 052
20362	FRESH PROCESSED (PACKAGED) FISH AND OTHER SEAFOODS . . . . .	1.50	588	-	-	1.50	480	1.90	360
20371	FROZEN FRUITS . . . . .	.38	2 200	.36	3 300	.36	1 900	.39	1 304
20372	FROZEN JUICES AND ADES . . . . .	.41	38 304	.40	116 738	.43	38 312	.44	38 950
20373	FROZEN VEGETABLES . . . . .	.25	37 544	.24	80 910	.24	36 056	.24	35 180
20379	FROZEN FRUITS, JUICES, AND VEGETABLES, NEC . . . . .	.24	2 426	**	**	.39	22 200	.39	22 200
20381	FROZEN PREPARED FOODS AND SOUPS, EXC. SEAFOODS . . . . .	.55	29 556	.52	58 682	.60	32 660	.54	30 486
20389	FROZEN SPECIALTIES, NEC . . . . .	.62	3 750	.36	35 520	.64	5 300	.63	5 469
20411	WHEAT FLOUR . . . . .	.09	46 585	.08	95 000	.09	40 300	.09	40 300
20412	WHEAT BRAN, MIDDINGS, AND SHORTS . . . . .	.05	77 000	.05	80 500	.07	17 000	.07	17 000
20413	CORNMEAL AND FLOUR . . . . .	.10	40 000	.07	114 920	.18	3 720	.17	3 720
20414	RYE FLOUR AND MEAL . . . . .	.09	175	**	**	-	-	-	-
20418	GRAIN MILL BYPRODUCTS . . . . .	.05	144 760	.04	145 400	**	**	**	**
20419	FLOUR AND OTHER GRAIN MILL PRODUCTS, NEC . . . . .	.11	18 897	.07	100 000	.24	4 000	.23	4 000
20421	PREPARED FEED: ANIMAL, FISH, AND POULTRY . . . . .	.12	22 000	.23	60 000	.21	31 790	.21	31 970
20423	CANNED FEED: ANIMAL, FISH, AND POULTRY . . . . .	.25	20 160	.35	79 872	.25	10 920	.25	10 390
20431	COOKED CEREALS: FLAKED, GRANULATED, ETC. . . . .	.69	15 000	.69	22 000	.50	8 000	.48	8 000
20432	CEREALS, UNCOOKED . . . . .	.41	11 213	.41	51 965	.39	938	.41	578
20441	RICE, CLEANED . . . . .	.17	40 100	.13	100 770	.18	40 100	.21	18 546
20442	RICE FLOUR, BRAN AND MEAL . . . . .	.03	65 000	.03	91 058	.03	44 605	.03	46 220
20443	BREWERS RICE . . . . .	.06	186 500	.06	189 760	.12	41 500	**	**
20449	MILLED RICE AND BYPRODUCTS, NEC . . . . .	.02	60 300	.01	98 350	.15	32 560	.17	32 087
20451	PREPARED FLOUR (PHOSPHATED, SELF-RISING) . . . . .	.14	16 230	.14	30 000	.13	5 000	.13	5 000
20452	PREPARED FLOUR MIXES . . . . .	.37	9 000	.37	32 000	.37	4 466	.37	4 487
20461	CORN SYRUP . . . . .	.07	45 080	.07	97 200	.08	43 740	.08	43 710
20462	CORNSTARCH . . . . .	.11	42 260	.09	100 000	.14	40 000	.14	40 000
20463	CORN SUGAR . . . . .	.12	80 800	.12	82 416	.11	41 870	.11	41 820
20464	DEXTRINE: CORN, TAPIOCA, AND OTHER . . . . .	.17	4 880	**	**	.18	2 500	.18	2 500
20465	CORN OIL . . . . .	.35	37 746	.35	151 850	.34	10 230	.34	40 446
20466	STARCH: POTATO, WHEAT, RICE, ETC. . . . .	.13	44 000	.17	86 400	.15	20 000	.14	20 000
20467	WET PROCESS CORN BYPRODUCTS . . . . .	.09	100 046	.08	116 850	.20	3 480	.20	3 480
20469	WET PROCESS CORN MILLING PRODUCTS, NEC . . . . .	.13	47 730	.20	93 660	.04	42 400	**	**
20511	BREAD AND SIMILAR BAKERY PRODUCTS . . . . .	.49	4 140	.48	2 677	.42	5 300	.42	5 330
20521	BISCUITS, CRACKERS, AND PRETZELS . . . . .	.64	19 983	.67	25 233	.65	24 846	.65	24 982
20529	DRY BAKERY PRODUCTS, NEC . . . . .	.73	1 546	.82	20 032	.75	6 923	.72	8 000
20611	RAW CANE AND BEET SUGAR . . . . .	.11	134 360	.11	134 170	**	**	**	**
20616	SUGAR MOLASSES . . . . .	.02	89 000	.02	115 300	.03	49 795	.03	49 795
20617	BLACKSTRAP MOLASSES . . . . .	.03	46 000	.03	183 700	.03	46 000	**	**
20618	BAGASSE . . . . .	(2)	25 265	-	-	(2)	25 265	-	-
20619	SUGAR MILL PRODUCTS, NEC . . . . .	.03	45 290	.02	118 900	.04	41 850	.04	48 160
20621	SUGAR, GRANULATED AND POWDERED . . . . .	.16	40 320	.15	109 000	.17	40 310	.17	40 320
20622	SUGAR, LIQUID AND SYRUP . . . . .	.14	37 219	.13	129 661	.15	35 404	.15	34 201

See footnotes at end of table.





TABLE 4. SHIPMENTS BY MANUFACTURING ESTABLISHMENTS--MEDIAN VALUE AND WEIGHT OF COMMODITIES BY MEANS OF TRANSPORT: 1977--CON.

TCC CODE	COMMODITY	ALL MEANS OF TRANSPORT		RAIL		MOTOR CARRIER		TOTAL		ICC	
		MEDIAN VALUE PER LB. (DOL.)	MEDIAN WEIGHT (LB.)	MEDIAN VALUE PER LB. (DOL.)	MEDIAN WEIGHT (LB.)	MEDIAN VALUE PER LB. (DOL.)	MEDIAN WEIGHT (LB.)	MEDIAN VALUE PER LB. (DOL.)	MEDIAN WEIGHT (LB.)	MEDIAN VALUE PER LB. (DOL.)	MEDIAN WEIGHT (LB.)
20625	SUGAR REFINING BYPRODUCTS. . . . .	.52	55	-	-	.52	56	.52	56	.52	56
20626	MOLASSES BEET PULP . . . . .	.04	63 240	.04	190 000	.02	48 450	.02	48 380	.02	48 380
20629	SUGAR, REFINED: CANE AND BEET, NEC . . . . .	.30	1 620	-	-	**	**	**	**	**	**
20711	CANDY AND CANDY BARS . . . . .	1.00	3 882	1.00	39 800	.94	2 640	.93	2 810	.93	2 810
20712	NUTS: BLANCHED, COATED, COOKED, AND ROASTED. . . . .	.80	4 000	.65	56 920	.84	13 563	.90	11 863	.90	11 863
20713	CHOCOLATE AND COCOA PRODUCTS . . . . .	1.20	4 500	1.85	58 079	1.21	4 595	1.23	4 825	1.23	4 825
20714	CHEWING GUM. . . . .	1.06	500	**	**	1.05	532	1.05	530	1.05	530
20719	CONFECTIONERY AND RELATED PRODUCTS, NEC. . . . .	.83	556	.57	8 000	.97	513	.97	510	.97	510
20821	BEER: IN BARRELS, BOTTLES, CANS, AND KEGS. . . . .	.14	45 385	.15	96 552	.14	44 982	.14	44 587	.14	44 587
20823	MALT EXTRACTS AND BREWERS SPENT GRAINS . . . . .	.13	12 240	**	**	.26	12 240	.26	12 240	.26	12 240
20831	MALT . . . . .	.12	147 840	.12	148 010	**	**	**	**	**	**
20832	MALT FLOUR AND SPROUTS . . . . .	.05	51 900	.05	52 000	-	-	-	-	-	-
20841	WINES, BRANDY, AND BRANDY SPIRITS. . . . .	.37	16 832	.26	78 048	.38	23 536	.37	17 294	.37	17 294
20851	DISTILLED, RECTIFIED, AND BLENDED LIQUORS. . . . .	.40	31 256	.38	73 936	.42	28 605	.42	28 899	.42	28 899
20859	BYPRODUCTS OF LIQUOR DISTILLING. . . . .	.07	108 360	.07	110 000	.06	16 117	.06	16 117	.06	16 117
20861	SOFT DRINKS: BOTTLED, CANNED, AND IN BULK. . . . .	.11	35 875	.13	82 405	.13	27 000	.13	26 732	.13	26 732
20871	MISCELLANEOUS FLAVORING EXTRACTS AND SYRUPS. . . . .	.72	1 080	.66	37 110	.75	780	.75	675	.75	675
20911	COTTONSEED OIL, CRUDE AND REFINED. . . . .	.23	55 660	.23	150 610	.23	52 680	.13	50 860	.13	50 860
20914	COTTONSEED CAKE, MEAL, AND BYPRODUCTS. . . . .	.05	47 990	.05	96 900	.05	47 510	.05	48 380	.05	48 380
20915	COTTON LINTERS . . . . .	.06	61 071	.05	64 178	.06	43 785	.06	43 740	.06	43 740
20921	SOYBEAN OIL, CRUDE AND REFINED . . . . .	.23	51 720	.22	152 440	.22	46 740	.23	47 080	.23	47 080
20923	SOYBEAN CAKE, FLOUR, GRITS, MEAL, ETC. . . . .	.11	47 200	.11	153 260	.12	44 000	.12	43 900	.12	43 900
20931	LINSEED OIL, CRUDE AND REFINED . . . . .	.34	8 600	.29	61 935	.36	6 438	.36	6 438	.36	6 438
20933	NUT AND VEGETABLE OILS, NEC. . . . .	.35	12 420	.27	150 710	.51	5 040	.51	5 040	.51	5 040
20939	NUT AND VEGETABLE OIL SEED CAKE, NEC . . . . .	.08	48 378	.11	106 700	.07	48 265	.07	48 265	.07	48 265
20941	MARINE OIL MILL PRODUCTS . . . . .	.24	40 850	.20	105 270	**	**	**	**	**	**
20942	MARINE OIL MILL BYPRODUCTS . . . . .	.21	43 110	.14	97 850	.24	29 617	.24	29 689	.24	29 689
20951	ROASTED COFFEE, INCL. INSTANT COFFEE . . . . .	2.41	3 363	2.51	60 600	2.35	4 671	2.36	5 005	2.36	5 005
20961	SHORTENING, COOKING AND SALAD OILS, EXC. CORN OIL. . . . .	.36	8 856	.29	149 130	.39	7 985	.39	8 844	.39	8 844
20962	MARGARINE. . . . .	.47	6 600	.33	41 324	.52	7 985	.52	8 600	.52	8 600
20971	ICE, NATURAL AND MANUFACTURED. . . . .	.04	2 000	-	-	.04	38 000	.04	38 000	.04	38 000
20981	MACARONI, SPAGHETTI, VERMICELLI, NOODLES: DRY. . . . .	.37	2 198	.41	38 001	.38	3 060	.38	3 045	.38	3 045
20991	DESSERTS (READY TO MIX). . . . .	.75	4 435	.48	2 217	.91	2 000	.90	2 000	.90	2 000
20992	CHIPS (POTATO, CORN, ETC.) . . . . .	.79	1 696	.91	4 853	.76	1 648	.76	1 648	.76	1 648
20993	SWEETENING SYRUPS AND MOLASSES . . . . .	.30	18 432	.20	93 000	.33	22 255	.33	27 364	.33	27 364
20994	BAKING POWDER AND YEAST. . . . .	.32	50	-	-	**	**	**	**	**	**
20997	SPICES . . . . .	1.00	237	-	-	1.00	221	1.00	218	1.00	218
20998	TEA. . . . .	2.19	6 540	2.27	37 598	2.19	6 600	2.22	7 876	2.22	7 876
20999	FOOD PREPARATIONS AND BYPRODUCTS, NEC. . . . .	.77	1 260	.83	13 828	.76	1 000	.74	1 000	.74	1 000
21	TOBACCO PRODUCTS										
21111	CIGARETTES . . . . .	3.31	872	3.12	31 134	3.39	1 002	3.39	988	3.39	988
21211	CIGARS . . . . .	3.16	180	3.83	447	3.16	216	3.16	216	3.16	216
21311	CHEWING TOBACCO. . . . .	1.67	270	1.47	4 809	1.69	290	1.69	290	1.69	290
21312	SMOKING TOBACCO. . . . .	2.16	110	2.06	1 945	2.14	121	2.14	121	2.14	121
21313	SNUFF. . . . .	1.77	220	-	-	1.88	170	1.88	170	1.88	170
21411	TOBACCO, STEMMED AND REDRIED . . . . .	1.10	38 469	.13	65 209	1.25	37 671	.98	36 676	.98	36 676
21419	TOBACCO BYPRODUCTS, LEAF . . . . .	.27	37 056	.11	60 916	.28	36 546	.29	36 512	.29	36 512
22	TEXTILE MILL PRODUCTS										
22111	COTTON DUCK AND ALLIED FABRICS . . . . .	1.54	1 577	**	**	1.55	1 370	1.55	1 341	1.55	1 341
22112	COTTON SHEETINGS, UNFINISHED (GRAY GOODS). . . . .	1.62	5 570	1.57	25 757	1.62	3 450	1.62	3 299	1.62	3 299
22119	COTTON BROADWOVEN FABRICS, NEC, FINISHED . . . . .	1.89	939	.86	8 425	1.87	800	1.87	800	1.87	800
22211	MANMADE FIBER BROADWOVEN FABRICS, EXC. BLANKETS. . . . .	2.00	1 147	1.58	9 977	1.93	812	1.93	812	1.93	812
22213	MANMADE FIBER BLANKETS . . . . .	1.64	89	1.66	2 800	1.58	132	1.58	132	1.58	132
22311	WOOL BROADWOVEN FABRICS, EXC. BLANKETS . . . . .	4.78	526	-	-	5.14	520	5.14	517	5.14	517
22411	NARROW FABRICS . . . . .	4.00	150	**	**	3.59	357	3.58	355	3.58	355
22511	KNIT FABRICS . . . . .	1.75	1 050	1.61	13 041	1.96	939	1.99	954	1.99	954
22711	WOVEN CARPETS AND RUGS . . . . .	1.27	526	**	**	1.27	530	1.27	533	1.27	533
22721	TUFTED CARPETS AND RUGS. . . . .	1.14	480	.93	2 743	1.23	392	1.24	383	1.24	383
22799	CARPETS, RUGS, AND MATS, NEC . . . . .	.91	496	.70	4 614	1.20	530	1.20	530	1.20	530
22811	COTTON YARN. . . . .	1.40	3 273	.26	30 422	1.44	2 937	1.44	2 937	1.44	2 937
22813	WOOL THREAD AND YARN . . . . .	3.15	899	**	**	3.00	1 123	3.00	1 111	3.00	1 111
22819	YARN, NEC. . . . .	1.36	3 069	1.08	25 322	1.45	2 472	1.45	2 314	1.45	2 314
22841	THREAD . . . . .	2.33	436	**	**	2.96	225	2.96	206	2.96	206
22911	FELT GOODS, EXC. WOVEN FELTS AND HATS. . . . .	3.23	528	.25	35 045	3.37	427	3.37	423	3.37	423
22921	LACE GOODS . . . . .	10.38	94	**	**	9.33	120	9.33	120	9.33	120
22931	PADDING AND UPHOLSTERY FILLINGS. . . . .	.61	797	.49	14 818	.71	1 008	.71	1 008	.71	1 008
22941	TEXTILE WASTE, GARNETTED AND PROCESSED . . . . .	.25	16 000	.12	41 085	.37	14 555	.37	14 555	.37	14 555
22951	ARTIFICIAL LEATHER AND OILCLOTH. . . . .	1.58	429	2.18	4 995	1.50	513	1.50	508	1.50	508
22961	TIRE CORD AND FABRIC . . . . .	1.31	40 083	1.30	98 637	1.33	19 098	1.33	19 098	1.33	19 098
22971	WOOL AND MOHAIR, CARBONIZED AND SCOURED. . . . .	3.00	40	-	-	.62	4 687	.62	4 687	.62	4 687
22972	TOPS, ALL FIBERS, PROCESSED. . . . .	1.00	6 561	**	**	.73	3 125	.73	3 125	.73	3 125
22973	TEXTILE FIBERS, PREPARED FOR SPINNING. . . . .	.35	36 471	**	**	.35	36 674	.35	36 674	.35	36 674
22981	CORDAGE AND TWINE. . . . .	1.19	380	.65	26 222	1.16	512	1.16	515	1.16	515
22991	BONDED FIBER FABRICS . . . . .	1.45	853	1.06	12 268	1.90	800	1.90	800	1.90	800
22992	JUTE GOODS . . . . .	.38	2 758	-	-	.44	2 758	.38	1 058	.38	1 058
22999	TEXTILE GOODS, NEC . . . . .	2.99	158	.80	422	2.99	229	2.99	232	2.99	232
23	APPAREL, OTHER FINISHED TEXTILE PRODUCTS, INCL. KNIT										
23111	MEN'S, YOUTHS', AND BOYS' CLOTHING . . . . .	5.29	80	5.03	31 150	5.01	169	5.01	168	5.01	168
23111	WOMEN'S, MISSES', CHILDREN'S, AND INFANTS' CLOTHING. . . . .	7.34	34	7.96	37	6.50	120	6.45	120	6.45	120
23511	HILLINERY . . . . .	9.33	14	-	-	7.00	263	7.00	263	7.00	263
23521	HATS AND CAPS, MEN'S . . . . .	6.23	34	-	-	6.20	155	6.20	157	6.20	157
23711	FUR GOODS. . . . .	150.00	7	-	-	2.00	4 350	2.00	5 350	2.00	5 350
23811	DRESS GLOVES AND MITTENS, EXC. ALL LEATHER . . . . .	6.00	45	-	-	8.10	96	8.10	96	8.10	96
23812	WORK GLOVES AND MITTENS, EXC. ALL LEATHER. . . . .	3.88	140	-	-	3.61	315	3.61	315	3.61	315
23841	ROBES AND DRESSING GOWNS . . . . .	3.97	36	**	**	3.80	72	3.83	72	3.83	72
23851	RAINCOATS AND OTHER WATERPROOF OUTER GARMENTS. . . . .	8.20	25	2.31	9 546	7.29	158	7.91	131	7.91	131
23861	LEATHER AND SHEEP LINED CLOTHING . . . . .	11.52	22	-	-	9.00	120	9.00	120	9.00	120
23871	APPAREL BELTS. . . . .	7.00	43	-	-	4.58	139	4.58	139	4.58	139

See footnotes at end of table.



MOTOR CARRIER--CON.

PRIVATE TRUCK

AIR

WATER

PIPELINE

PARCEL DELIVERY

OTHER AND UNKNOWN

NON-ICC

MEDIAN VALUE PER LB. (DOL.)	MEDIAN WEIGHT (LB.)	MEDIAN VALUE PER LB. (DOL.)	MEDIAN WEIGHT (LB.)	MEDIAN VALUE PER LB. (DOL.)	MEDIAN WEIGHT (LB.)	MEDIAN VALUE PER LB. (DOL.)	MEDIAN WEIGHT (LB.)	MEDIAN VALUE PER LB. (DOL.)	MEDIAN WEIGHT (LB.)	MEDIAN VALUE PER LB. (DOL.)	MEDIAN WEIGHT (LB.)	MEDIAN VALUE PER LB. (DOL.)	MEDIAN WEIGHT (LB.)	TCC CODE
-	-	-	-	-	-	-	-	-	-	**	**	-	-	20625
**	**	.04	50 490	-	-	-	-	-	-	-	-	-	-	20626
-	-	.30	1 620	-	-	**	**	-	-	-	-	-	-	20629
1.13	827	2.25	11 680	1.00	59	1.79	11 720	-	-	**	**	-	-	20711
.17	18 925	.80	70	.68	420	**	**	-	-	**	**	-	-	20712
1.20	1 939	1.08	3 550	**	**	**	**	-	-	2.23	55	**	**	20713
**	**	.73	4 459	-	-	-	-	-	-	1.72	66	-	-	20714
.57	4 000	.86	321	**	**	-	-	-	-	1.70	29	-	-	20719
.14	47 045	.13	44 448	.15	45	.16	36 360	-	-	**	**	-	-	20821
**	**	.12	9 520	-	-	-	-	-	-	-	-	-	-	20823
-	-	.12	39 600	-	-	-	-	-	-	-	-	-	-	20831
-	-	.05	8 505	-	-	-	-	-	-	-	-	-	-	20832
.42	40 477	.38	5 325	.64	609	.21	44 000	-	-	.89	35	-	-	20841
.42	10 580	.35	16 373	.77	29	.23	43 627	-	-	-	-	.44	2 332	20851
-	-	.05	14 671	-	-	-	-	-	-	-	-	-	-	20859
**	**	.11	36 000	-	-	**	**	-	-	1.37	53	-	-	20861
.64	1 670	.66	3 186	2.70	47	.48	19 140	-	-	7.29	15	1.69	313	20871
.26	56 060	.24	3 725	-	-	-	-	-	-	-	-	-	-	20911
.05	44 000	.05	17 500	-	-	-	-	-	-	**	**	-	-	20914
**	**	.07	39 380	-	-	-	-	-	-	-	-	-	-	20915
.22	41 980	.26	48 658	-	-	.22	2 590 000	-	-	-	-	**	**	20921
.10	46 025	.10	37 570	.30	52	.08	2 316 000	-	-	.63	28	.09	317 900	20923
-	-	**	**	-	-	-	-	-	-	**	**	-	-	20931
-	-	.26	10 000	-	-	-	-	-	-	**	**	**	**	20933
-	-	.05	36 970	-	-	-	-	-	-	-	-	-	-	20939
-	-	**	**	-	-	-	-	-	-	-	-	-	-	20941
**	**	.21	43 040	-	-	-	-	-	-	-	-	-	-	20942
1.94	2 369	2.79	189	**	**	-	-	-	-	4.00	35	5.67	40 872	20951
.35	2 052	.35	5 400	**	**	.19	2 056	-	-	-	-	.44	1 900	20961
.46	3 720	.36	5 213	-	-	-	-	-	-	-	-	**	**	20962
-	-	.04	1 400	-	-	-	-	-	-	-	-	-	-	20971
.43	5 148	.35	1 365	.54	100	.48	230	-	-	-	-	.32	408	20981
**	**	.55	26 885	**	**	-	-	-	-	**	**	-	-	20991
-	-	.79	1 704	**	**	-	-	-	-	**	**	-	-	20992
.33	3 536	.28	4 750	2.03	232	1.82	2 209	-	-	-	-	.33	40 424	20993
-	-	.32	75	-	-	**	**	-	-	-	-	-	-	20994
1.00	350	1.00	558	**	**	-	-	-	-	**	**	-	-	20997
.99	221	1.30	46	**	**	-	-	-	-	**	**	-	-	20998
.99	1 700	.66	578	2.83	100	-	-	-	-	3.20	70	**	**	20999
3.00	17 223	3.26	271	3.00	32	-	-	-	-	3.08	28	-	-	21
**	**	2.76	335	-	-	-	-	-	-	3.57	28	3.28	164	21111
-	-	**	**	-	-	-	-	-	-	1.70	33	2.75	128	21311
-	-	2.26	58	-	-	-	-	-	-	2.97	32	2.81	114	21312
-	-	.70	44 290	-	-	-	-	-	-	2.46	37	2.75	247	21313
1.78	38 628	.43	22 698	**	**	**	**	-	-	2.00	12	-	-	21411
.14	60 339	.94	7 310	-	-	-	-	-	-	-	-	-	-	21419
**	**	1.53	3 777	1.67	35	-	-	-	-	.76	9	2.02	123	22111
1.15	18 122	1.57	18 401	**	**	-	-	-	-	2.26	16	-	-	22112
**	**	1.85	3 368	2.25	91	2.49	2 037	-	-	2.41	25	2.38	506	22119
1.68	520	1.96	3 671	3.05	97	3.67	3 111	-	-	2.80	11	2.58	462	22211
-	-	1.76	45	**	**	-	-	-	-	2.12	15	-	-	22213
**	**	4.67	911	5.94	82	-	-	-	-	4.33	6	4.88	90	22311
4.20	622	3.66	316	5.00	44	3.48	3 368	-	-	4.63	25	2.78	314	22411
.17	738	1.95	2 640	2.65	74	1.75	2 299	-	-	3.16	16	3.50	283	22511
**	**	1.10	641	**	**	-	-	-	-	1.33	24	1.27	320	22711
1.03	11 999	1.10	693	1.06	132	**	**	-	-	1.00	16	.99	345	22721
-	-	.62	8 400	**	**	-	-	-	-	.50	12	1.27	100	22799
-	-	1.33	3 560	-	-	-	-	-	-	3.67	10	**	**	22811
3.21	1 607	3.59	800	**	**	**	**	-	-	5.84	5	6.00	555	22813
1.86	8 086	1.17	5 227	2.61	125	-	-	-	-	3.21	23	1.13	16 128	22819
3.10	1 220	1.33	7 921	5.39	80	**	**	-	-	8.09	21	6.67	59	22841
**	**	3.10	1 690	2.13	71	**	**	-	-	7.76	11	**	**	22911
-	-	1.00	88	15.87	50	-	-	-	-	11.37	32	11.08	100	22921
**	**	.59	863	1.40	175	**	**	-	-	2.15	11	**	**	22931
.19	20 849	.24	7 335	-	-	-	-	-	-	-	-	**	**	22941
**	**	2.00	2 250	1.96	162	**	**	-	-	3.83	16	1.76	40	22951
**	**	1.42	20 594	**	**	-	-	-	-	36.00	1	-	-	22961
-	-	-	-	-	-	-	-	-	-	**	**	-	-	22971
-	-	2.41	12 046	-	-	-	-	-	-	-	-	-	-	22972
-	-	**	**	-	-	-	-	-	-	-	-	-	-	22973
**	**	1.14	400	-	-	**	**	-	-	2.47	36	**	**	22981
-	-	1.00	700	1.18	186	-	-	-	-	2.53	19	**	**	22991
.50	8 250	.31	4 271	-	-	-	-	-	-	-	-	-	-	22992
1.13	189	2.28	350	15.15	52	-	-	-	-	4.34	13	**	**	22999
3.99	233	4.85	1 080	7.37	70	-	-	-	-	7.00	17	3.93	67	23111
8.40	100	3.41	606	11.31	36	2.41	1 702	-	-	8.78	11	11.47	45	23311
-	-	10.44	18	11.94	12	-	-	-	-	9.70	9	11.46	110	23511
5.60	48	9.94	29	12.00	28	**	**	-	-	7.40	10	-	-	23521
**	**	122.09	6	138.57	13	-	-	-	-	178.57	6	115.83	6	23711
-	-	3.38	630	-	-	-	-	-	-	7.90	13	-	-	23811
**	**	3.40	72	**	**	**	**	-	-	4.24	30	-	-	23812
2.16	10	7.15	98	6.50	21	-	-	-	-	4.54	19	6.16	615	23841
2.75	10 085	4.17	212	12.66	31	-	-	-	-	10.40	10	**	**	23851
**	**	10.33	12	16.72	36	-	-	-	-	13.00	13	5.92	30	23861
**	**	7.00	49	7.27	241	-	-	-	-	9.71	18	8.46	40	23871

UNRECORDED

TABLE 4. SHIPMENTS BY MANUFACTURING ESTABLISHMENTS--MEDIAN VALUE AND WEIGHT OF COMMODITIES BY MEANS OF TRANSPORT: 1977--CON.

TCC CODE	COMMOOITY	ALL MEANS OF TRANSPORT		RAIL		MOTOR CARRIER		TOTAL		ICC	
		MEDIAN VALUE PER LB. (DOL.)	MEDIAN WEIGHT (LB.)	MEDIAN VALUE PER LB. (DOL.)	MEDIAN WEIGHT (LB.)	MEDIAN VALUE PER LB. (DOL.)	MEDIAN WEIGHT (LB.)	MEDIAN VALUE PER LB. (DOL.)	MEDIAN WEIGHT (LB.)	MEDIAN VALUE PER LB. (DOL.)	MEDIAN WEIGHT (LB.)
23891	APPAREL, NEC	4.90	84	2.49	339	4.17	159	3.99	150		
23911	WINDOW CURTAINS, EXC. LACE	4.11	30	**	**	3.43	58	3.41	58		
23912	DRAPERIES AND TAPESTRIES	3.63	32	1.54	1 020	2.38	143	2.34	144		
23921	BEDSPREADS AND BED SETS	2.84	59	.84	5 147	2.27	108	2.27	108		
23922	SHEETS AND PILLOWCASES	2.36	261	2.59	836	2.39	264	2.39	264		
23923	TOWELS AND WASHCLOTHS	3.00	95	2.15	14 183	2.89	151	2.89	151		
23924	TABLECLOTHS AND NAPKINS	3.33	125	-	-	3.28	160	3.28	160		
23927	SLIP COVERS	3.80	126	-	-	3.80	168	3.80	168		
23928	COMFORTERS AND QUILTS	2.56	142	-	-	2.56	161	2.56	161		
23929	HOUSE FURNISHINGS, NEC	2.51	126	2.21	75	2.57	144	2.64	140		
23931	TEXTILE BAGS	1.61	450	**	**	1.84	503	1.86	503		
23941	TENTS	2.45	90	**	**	2.26	193	2.20	194		
23943	TARPAULINS	1.77	162	-	-	1.62	360	1.62	360		
23944	SAILS	25.79	22	-	-	**	**	**	**		
23949	CANVAS PRODUCTS, NEC	3.82	32	-	-	3.65	182	3.65	182		
23951	TEXTILE PRODUCTS: PLEATED, QUILTED, EMBROIDERED	6.32	25	**	**	4.81	150	4.84	150		
23961	AUTOMOTIVE TRIMMINGS AND APPAREL FINDINGS, TEXTILE	3.32	560	3.73	14 952	2.66	2 000	2.66	2 051		
23991	AUTOMOBILE SEAT COVERS	1.92	79	2.78	2 414	**	**	**	**		
23993	SLEEPING BAGS	2.29	222	-	-	2.25	280	2.21	280		
23994	PARACHUTES	6.58	2 996	-	-	6.39	3 325	6.39	3 325		
23999	FABRICATED TEXTILE PRODUCTS, NEC	2.49	190	.97	22 111	2.16	686	2.16	691		
24	LUMBER AND WOOD PRODUCTS, EXCEPT FURNITURE										
24111	SAWLOGS	.02	370 000	.03	4 728 000	.16	72 000	.17	95 975		
24114	PULPWOOD LOGS	.01	146 080	-	-	**	**	**	**		
24115	PULPWOOD AND OTHER WOOD CHIPS	.01	83 100	.01	121 000	.01	71 820	.01	74 560		
24117	FUELWOOD AND CORDWOOD	(z)	192 500	**	**	(z)	630 308	(z)	630 308		
24119	PRIMARY FOREST AND WOOD RAW MATERIALS, NEC	.03	40 000	.03	80 000	.03	40 000	.03	40 000		
24211	LUMBER, SOFTWOOD FLOORING, AND CUT-STOCK	.10	50 000	.13	85 000	.10	43 960	.10	43 893		
24212	SAWED TIES (RAILROAD, MINE, ETC.)	.03	87 300	.03	130 224	**	**	**	**		
24214	HARDWOOD DIMENSION STOCK AND FURNITURE PARTS	.50	5 916	.38	44 000	.62	1 865	.59	1 968		
24215	HARDWOOD FLOORING	.27	24 185	.23	76 000	.33	28 844	.33	28 765		
24291	SHINGLES	.19	48 160	.21	70 000	.18	42 600	.18	42 500		
24292	COOPERAGE STOCK	.08	42 518	**	**	.08	42 583	.08	42 988		
24293	SHAVINGS AND SAWDUST	-	31 100	.01	79 720	(z)	47 980	(z)	61 600		
24299	SAWMILL AND PLANING MILL PRODUCTS, NEC	.14	66 410	.14	82 070	**	**	**	**		
24311	WINDOW UNITS, WOOD	1.05	3 212	1.02	32 979	1.05	3 212	1.05	3 212		
24312	WINDOW SASH, WOOD	.96	200	.59	35 700	1.16	180	1.16	180		
24313	WINDOW AND DOOR FRAMES AND JAMS, WOOD	.63	3 000	.51	60 000	1.04	414	1.04	414		
24314	DOORS AND SHUTTERS, WOOD	.79	1 800	.72	35 597	.95	400	.95	393		
24316	WOOD MOULDINGS	.60	9 410	.43	70 450	.81	175	.74	227		
24319	MILLWORK, NEC	1.16	340	.70	14 000	1.19	242	1.19	242		
24321	VEENER AND PLYWOOD	.19	45 900	.18	96 160	.27	35 853	.27	34 900		
24332	PREFABRICATED BUILDINGS, WOOD	.56	20 000	-	-	.57	20 000	.57	18 533		
24333	READY-CUT WOOD BUILDINGS, SECTIONS, AND PANELS	.31	16 000	.54	47 918	.32	37 000	.47	27 123		
24341	KITCHEN CABINETS, WOOD	1.02	596	.84	6 023	.88	473	.87	480		
24391	STRUCTURAL WOOD PRODUCTS, NEC	.32	4 200	.27	44 309	.33	13 000	.33	13 000		
24411	BOXES, CASES, CRATES, CARRIERS, EXC. ANIMAL, POULTRY	.28	14 377	.20	35 078	.26	9 010	.24	7 670		
24413	FRUIT AND VEGETABLE BASKETS AND HAMPERS	.23	10 010	.24	22 429	.25	373	.25	373		
24415	COOPERAGE	.26	23 808	.05	39 164	.23	22 692	.23	22 572		
24416	BOX SHOOKS	.22	33 670	.24	79 380	.19	23 146	.22	3 084		
24419	WOOD CONTAINERS AND ACCESSORIES, NEC	.23	13 161	.21	35 200	.25	6 400	.25	5 237		
24911	WOOD PILING, POSTS, PROPS, CREOSOTED	.07	36 768	.07	80 324	.07	44 000	.07	44 000		
24912	TIES, CREOSOTED: MINE, RAILROAD, ETC.	.05	67 864	.06	184 179	.04	51 984	.04	45 760		
24919	TREATED WOOD PRODUCTS, NEC: CREOSOTED, ETC.	.10	11 856	.11	72 517	.11	17 496	.11	17 496		
24941	CORK PRODUCTS	1.76	334	-	-	1.68	368	1.68	368		
24983	SEATS, BATHTUB AND TOILET, AND RELATED ARTICLES	2.43	40	**	**	2.28	34	2.28	34		
24985	BOTTLE STOPPERS, ICE CREAM STICKS, ETC.	.60	83 402	.59	83 358	**	**	**	**		
24992	SKIDS, PALLETS, AND PLATFORMS	.07	18 400	.18	38 576	.10	26 475	.11	23 869		
24993	HARDBOARD	.18	26 464	.15	79 585	.22	14 913	.22	14 913		
24994	MASTS, SPARS, OARS, AND RELATED BOAT ACCESSORIES	.33	36 000	**	**	.39	17 600	.39	17 600		
24996	WOOD PARTICLE BOARD	.05	46 345	.04	132 832	.05	42 883	.05	42 688		
24999	WOOD PRODUCTS, NEC	.58	6 600	.58	75 132	.59	9 200	.60	12 073		
25	FURNITURE AND FIXTURES										
25111	CHAIRS AND BENCHES, HOUSEHOLD AND OFFICE	1.67	165	1.54	312	1.73	150	1.73	150		
25121	TABLES AND DESKS, HOUSEHOLD AND OFFICE	1.01	210	1.00	278	1.05	186	1.05	186		
25131	DAVENPORTS AND SOFAS, HOUSEHOLD AND OFFICE	1.32	395	1.26	2 417	1.49	196	1.48	197		
25141	BUFFETS, SERVERS; CHINA, CORNER CLOSETS; HOUSEHOLD	1.10	265	1.00	316	1.11	260	1.11	260		
25151	BED AND BOX SPRINGS, AND MATTRESSES	.98	372	.85	11 440	1.13	218	1.13	230		
25153	CHAIR AND SOFA BEDS, AND STUDIO COUCHES	1.00	360	.89	7 373	1.22	250	1.22	250		
25161	BEDS AND DRESSERS, HOUSEHOLD AND OFFICE	.91	433	.88	733	.95	340	.96	342		
25171	RADIO, PHONOGRAPH, AND TELEVISION CABINETS	.85	5 632	.86	13 284	.81	5 788	.81	5 704		
25173	FILING CABINETS AND CASES	.93	276	.61	3 419	.92	310	.91	312		
25179	CABINETS, NEC, HOUSEHOLD AND OFFICE	1.02	368	.99	1 361	1.09	261	1.08	265		
25181	INFANTS' AND CHILDREN'S FURNITURE	.96	390	1.05	347	.93	472	.98	256		
25199	HOUSEHOLD AND OFFICE FURNITURE, NEC	1.16	175	1.02	1 022	1.14	180	1.13	185		
25311	SCHOOL FURNITURE, EXC. STONE AND CONCRETE	1.12	305	.75	1 468	1.06	300	1.06	297		
25312	SEATS FOR PUBLIC CONVEYANCES	1.83	141	**	**	1.82	140	1.82	115		

See footnotes at end of table.





TABLE 4. SHIPMENTS BY MANUFACTURING ESTABLISHMENTS--MEDIAN VALUE AND WEIGHT OF COMMODITIES BY MEANS OF TRANSPORT: 1977--CON.

TCC CODE	COMMODITY	ALL MEANS OF TRANSPORT		RAIL		MOTOR CARRIER		TOTAL	
		MEDIAN VALUE PER LB. (DOL.)	MEDIAN WEIGHT (LB.)	MEDIAN VALUE PER LB. (DOL.)	MEDIAN WEIGHT (LB.)	MEDIAN VALUE PER LB. (DOL.)	MEDIAN WEIGHT (LB.)	MEDIAN VALUE PER LB. (DOL.)	MEDIAN WEIGHT (LB.)
25314	SEATS: AUDITORIUM, BLEACHER, AND CIRCUS. . . . .	.91	1 550	.65	23 175	.79	3 611	.79	3 583
25319	PUBLIC BUILDING FURNITURE, NEC. . . . .	1.32	394	.60	29 352	1.34	350	1.10	343
25411	WOOD PARTITIONS AND FIXTURES, OFFICE AND STORE. . . . .	.99	481	**	**	.97	440	.97	428
25421	METAL PARTITIONS AND FIXTURES, OFFICE AND STORE. . . . .	1.00	313	1.14	558	.95	352	.95	351
25911	VENETIAN BLINDS, SHADES, AND ACCESSORIES. . . . .	2.13	124	1.43	27 561	2.13	241	2.13	242
25999	FURNITURE AND FIXTURES, NEC. . . . .	1.84	236	**	**	1.88	251	1.87	251
26	PULP, PAPER, AND ALLIED PRODUCTS								
26111	PULP. . . . .	.15	120 724	.14	122 400	.15	43 852	.15	43 054
26112	PULP MILL BYPRODUCTS. . . . .	.02	100 000	.03	159 410	.03	49 110	.02	49 625
26211	NEWSPRINT. . . . .	.15	88 500	.15	145 230	.15	43 152	.15	42 373
26212	GROUND WOOD PAPER, UNCOATED. . . . .	.16	55 956	.16	120 670	.15	40 806	.15	40 806
26213	PRINTING PAPER, COATED AND UNCOATED. . . . .	.28	38 000	.25	90 026	.30	16 911	.30	16 075
26214	WRAPPING PAPER, WRAPPERS, AND COARSE PAPER. . . . .	.27	18 865	.21	41 552	.36	10 376	.36	8 913
26217	SPECIAL INDUSTRIAL PAPER. . . . .	.61	10 573	.38	56 479	.91	4 199	.91	4 156
26218	SANITARY TISSUE STOCK. . . . .	.27	21 904	.33	31 680	.19	13 252	.23	14 210
26219	PAPER, NEC. . . . .	1.05	1 046	.30	21 183	1.05	943	1.05	905
26311	PAPERBOARD, PULPBOARD, AND FIBERBOARD. . . . .	.11	84 300	.11	104 375	.11	38 940	.11	39 260
26421	ENVELOPES. . . . .	.88	300	.42	606	.88	385	.88	385
26431	PAPER BAGS. . . . .	.32	6 678	.20	51 085	.40	4 142	.40	4 110
26441	WALLPAPER. . . . .	1.58	682	**	**	1.57	723	1.57	717
26451	OFFICE SUPPLIES. . . . .	1.17	157	.65	34 790	.99	290	.98	290
26452	COATED PAPERBOARD. . . . .	.31	5 124	.25	69 521	.28	8 544	.33	5 588
26453	CLOSURES FOR BOTTLES, CANS, AND JARS. . . . .	.72	725	.46	21 801	.71	784	.71	780
26459	DIE-CUT PAPER PRODUCTS, NEC. . . . .	.73	702	.46	3 155	.69	995	.72	1 009
26462	EGG CARTONS, CASES AND RELATED ARTICLES. . . . .	.34	4 180	.34	29 000	.34	4 368	.34	4 368
26469	PRESSED AND MOLDED PULP GOODS, NEC. . . . .	.32	8 653	.32	30 342	.32	3 000	.32	3 000
26471	SANITARY TISSUES AND HEALTH PRODUCTS. . . . .	.51	13 555	.49	25 973	.55	2 842	.55	3 112
26472	SANITARY NAPKINS AND TAMPONS. . . . .	1.47	588	1.10	2 234	1.52	346	1.47	397
26491	STATIONERY. . . . .	.75	407	.52	2 008	.71	523	.71	518
26492	WRAPPING PRODUCTS (GIFT WRAP, ETC.). . . . .	1.12	405	.83	722	1.00	768	1.00	755
26495	BUSINESS MACHINE SUPPLIES. . . . .	.85	199	1.21	18 782	.69	313	.69	312
26497	PACKING CUSHIONS AND RELATED ARTICLES. . . . .	.70	588	**	**	.84	576	.88	593
26499	CONVERTED PAPER PRODUCTS, NEC. . . . .	.86	406	.82	613	1.13	317	1.19	300
26511	PAPERBOARD BOXES AND CONTAINERS. . . . .	.33	3 168	.28	37 325	.41	3 850	.41	4 065
26515	PALLETS, SKIDS, AND PLATFORMS: PAPERBOARD. . . . .	.35	1 200	-	-	.33	1 617	.34	1 445
26542	BOTTLES AND CARTONS. . . . .	.43	8 220	.63	5 061	.44	7 191	.45	6 833
26543	PAPER CANS, CUPS, PAILS, AND TUBS. . . . .	.68	1 695	.57	11 483	.69	1 576	.69	1 535
26545	PAPER PLATES, DISHES, SPOONS, FORKS, ETC.. . . . .	.49	2 166	.38	30 323	.49	1 546	.49	1 535
26549	SANITARY FOOD CONTAINERS, NEC. . . . .	.43	9 744	.44	5 300	.46	10 356	.45	11 788
26551	FIBER CANS, TUBES, DRUMS, AND SIMILAR PRODUCTS. . . . .	.44	4 320	.47	14 070	.51	3 360	.52	3 040
26612	CONSTRUCTION PAPER. . . . .	.12	26 770	.08	72 150	.12	24 240	.12	24 275
26613	WALLBOARD. . . . .	.10	36 900	.10	54 741	.10	35 272	.10	35 214
26614	INSULATING MATERIAL. . . . .	.12	23 345	**	**	.11	23 880	.11	23 940
27	PRINTED MATTER								
27111	NEWSPAPERS. . . . .	.32	13 282	-	-	.39	32 000	.39	25 087
27211	PERIODICALS. . . . .	1.10	262	.60	59 192	.87	969	.87	975
27311	BOOKS. . . . .	2.74	210	.53	11 631	2.40	450	2.45	450
27411	CATALOGS AND DIRECTORIES. . . . .	1.93	163	.50	36 561	1.19	301	1.19	300
27415	CARDS AND TICKETS, EXC. GREETING CARDS. . . . .	2.44	151	**	**	2.26	406	2.26	406
27417	LABELS, SEALS, TAGS, AND WRAPPERS. . . . .	2.00	295	.73	23 110	1.64	750	1.67	738
27419	PRINTED MATTER, NEC. . . . .	3.18	47	.21	81 326	1.68	448	1.68	450
27611	MANIFOLD BUSINESS FORMS. . . . .	1.48	245	.38	52 945	1.39	364	1.39	364
27711	GREETING CARDS. . . . .	2.40	136	2.00	15 750	1.98	712	1.98	712
27811	BLANK BOOKS, PADS AND TABLETS. . . . .	3.00	5	1.40	5 200	1.36	215	1.36	215
27812	LOOSELEAF BINDERS AND DEVICES. . . . .	1.39	197	1.40	35 000	1.30	225	1.30	224
27911	PRODUCTS OF SERVICE INDUST. FOR THE PRINTING TRADES. . . . .	15.60	5	**	**	3.62	140	3.44	150
28	CHEMICALS AND ALLIED PRODUCTS								
28121	INORGANIC BLEACHING COMPOUNDS, EXC. CHLORINE. . . . .	.35	24 000	.68	87 724	.34	24 534	.34	24 534
28122	SODIUM ALKALIES. . . . .	.04	55 180	.04	135 560	.04	45 350	.04	45 080
28123	SODIUM COMPOUNDS. . . . .	.12	40 400	.10	101 000	.15	30 000	.15	30 000
28124	POTASSIUM ALKALIES. . . . .	.08	40 800	.08	121 450	.08	37 800	.09	26 587
28125	POTASSIUM COMPOUNDS. . . . .	1.16	302	**	**	1.43	332	1.50	300
28128	CHLORINE. . . . .	.05	169 300	.05	180 000	.09	7 830	.09	7 830
28129	ALKALIES, NEC. . . . .	.05	45 080	.04	100 800	.04	40 000	.04	41 550
28133	CARBON DIOXIDE. . . . .	.01	33 970	**	**	-	-	-	-
28134	ELEMENTAL GASES. . . . .	.04	7 189	**	**	.37	3 041	.37	3 041
28139	INDUSTRIAL GASES, NEC. . . . .	.10	38 196	.10	80 300	.61	2 160	.61	2 020
28141	CRUDE PRODUCTS FROM COAL AND PETROLEUM TAR. . . . .	.11	43 000	.08	164 485	.14	43 111	.12	43 413
28151	CYCLIC INTERMEDIATES FROM BENZENE, ETC.. . . . .	.61	39 500	.20	173 340	.61	34 000	.61	34 270
28156	ORGANIC DYES. . . . .	2.81	1 000	3.44	64 900	2.78	1 206	2.78	1 130
28158	ORGANIC PIGMENTS (LAKES AND TONERS). . . . .	2.25	914	1.51	615	2.25	838	2.25	838
28161	TITANIUM PIGMENTS. . . . .	.47	40 000	**	**	.47	40 000	.47	40 000
28162	LEAD PIGMENTS. . . . .	.01	45 680	.01	146 390	.78	1 350	.78	1 350
28163	ZINC PIGMENTS. . . . .	.39	40 000	.38	40 500	.39	40 000	.39	40 000
28169	INORGANIC PIGMENTS, NEC. . . . .	.94	1 515	.43	44 200	.95	1 500	.96	1 472
28182	MISCELLANEOUS ACYCLIC ORGANIC CHEMICAL PRODUCTS. . . . .	.19	53 875	.09	171 050	.37	40 670	.37	40 750
28183	MISCELLANEOUS CYCLIC ORGANIC CHEMICAL PRODUCTS. . . . .	1.66	1 000	.49	181 400	2.86	1 000	2.86	1 000
28184	ALCOHOLS. . . . .	.29	36 000	.17	136 770	.37	7 450	.37	7 450
28185	GLYCOLS AND GLYCERINES. . . . .	.26	40 520	.23	183 430	.31	39 200	.27	39 380
28186	ORGANIC ACIDS AND SALTS. . . . .	.25	30 298	.17	80 000	.26	26 730	.26	28 165
28189	INDUSTRIAL ORGANIC CHEMICALS, NEC. . . . .	.61	5 950	.16	156 400	.65	3 963	.72	4 400
28191	AMMONIA AND AMMONIUM COMPOUNDS, EXC. ANHYDROUS AMMONIA. . . . .	.05	52 695	.05	190 860	.05	46 025	.05	48 000
28192	NITRIC ACID. . . . .	.05	46 135	.09	95 300	.05	45 860	.05	45 940
28193	SULPHURIC ACID. . . . .	.01	49 064	.01	200 437	.01	46 611	.01	46 540
28194	INDUSTRIAL INORGANIC ACIDS, EXC. NITRIC AND SULPHURIC. . . . .	.07	44 250	.08	173 450	.03	40 920	.03	40 580
28195	COBALT, COPPER, IRON, NICKEL, AND ZINC COMPOUNDS. . . . .	.36	10 040	.27	74 388	.41	8 080	.41	9 090
28196	ALUMINUM COMPOUNDS. . . . .	.08	113 125	.08	197 500	.14	21 440	.14	20 000
28198	ANHYDROUS AMMONIA. . . . .	.06	42 880	.05	158 870	.06	41 360	.06	41 410

See footnotes at end of table.





TABLE 4. SHIPMENTS BY MANUFACTURING ESTABLISHMENTS--MEDIAN VALUE AND WEIGHT OF COMMODITIES BY MEANS OF TRANSPORT: 1977--CON.

TCC CODE	COMMODITY	ALL MEANS OF TRANSPORT		RAIL		MOTOR CARRIER		TOTAL	ICC
		MEQIAN VALUE PER LB. (OOL.)	MEQIAN WEIGHT (LB.)	MEQIAN VALUE PER LB. (OOL.)	MEQIAN WEIGHT (LB.)	MEQIAN VALUE PER LB. (OOL.)	MEQIAN WEIGHT (LB.)		
28199	INDUSTRIAL INORGANIC CHEMICALS, NEC.	.48	38 080	.28	95 600	.48	26 928	.48	25 353
28211	PLASTICS MATERIALS	.43	19 020	.29	158 080	.50	7 050	.51	6 348
28212	SYNTHETIC RUBBERS	.31	42 184	.27	145 850	.48	11 872	.48	10 649
28213	SYNTHETIC FIBERS	.92	19 856	.65	66 902	.92	12 290	.92	12 835
28311	DRUGS FOR HUMAN USE	5.00	104	.26	38 679	3.73	332	3.73	336
28312	DRUGS FOR VETERINARY USE	4.76	125	**	**	4.40	387	4.40	387
28411	SYNTHETIC ORGANIC DETERGENTS	.38	8 635	.38	40 853	.39	7 079	.39	6 669
28419	SOAP AND OTHER DETERGENTS	.46	2 769	.44	33 698	.46	2 277	.45	2 334
28422	SPECIALTY CLEANING PREPARATIONS	.48	800	.55	5 723	.48	873	.47	927
28423	WAXES AND POLISHING PREPARATIONS	.85	475	.71	2 383	.71	527	.78	534
28431	SURFACE ACTIVE AGENTS	.47	2 433	.32	59 832	.48	2 160	.49	2 143
28441	COSMETICS AND PERFUMES	2.33	215	3.04	37 118	2.11	343	2.13	340
28511	PAINTS, ENAMELS, LACQUERS, AND SHELLACS	.55	1 040	.51	58 090	.61	993	.61	983
28512	PAINT OILS, SOLVENTS, AND THINNERS	.35	800	.18	68 127	.36	1 414	.35	1 382
28612	GUM AND WOOD CHEMICALS	.10	39 505	.10	80 640	.10	38 976	.10	38 976
28712	SUPERPHOSPHATE	.05	190 900	.05	194 600	.06	49 175	.06	49 660
28713	AMMONIATING AND NITROGEN FERTILIZER SOLUTIONS	.05	52 830	.05	185 180	.04	48 220	.04	48 500
28714	MISCELLANEOUS FERTILIZER COMPOUNDS	.06	30 000	.05	142 000	.07	26 720	.07	30 000
28719	FERTILIZERS, NEC	.06	18 400	.08	105 800	.06	22 000	.18	2 683
28799	AGRICULTURAL CHEMICALS, NEC	.94	1 677	.74	65 200	.95	2 250	.95	2 250
28911	ADHESIVES, CEMENTS, SEALANTS, GLUES, AND SIZES	.52	648	.30	2 725	.52	820	.53	807
28921	EXPLOSIVES	1.01	22 439	.52	117 950	1.01	24 420	1.01	25 700
28931	PRINTING INK	1.51	365	**	**	1.25	557	1.24	540
28991	SALT, COMMON	.02	46 388	.01	84 400	.02	46 000	.02	46 000
28994	FATTY ACIDS	.39	18 440	.29	58 460	.44	4 370	.44	4 445
28995	WATER TREATING COMPOUNDS	.65	2 080	-	-	.65	8 009	.65	8 009
28996	BLACKS	.14	71 600	.14	102 050	.15	40 000	.15	40 000
28999	CHEMICAL PRODUCTS, NEC, EXC. SEALANTS	.68	752	.19	78 567	.66	852	.69	852
29	PETROLEUM AND COAL PRODUCTS								
29111	GASOLINE AND JET FUELS	.06	52 800	.07	168 070	.06	51 000	.06	50 932
29112	KEROSENE	.05	50 112	**	**	.05	49 327	.05	49 327
29113	DISTILLATE FUEL OIL	.05	52 793	.05	137 412	.05	49 390	.05	49 493
29114	PETROLEUM LUBRICATING AND SIMILAR OILS	.19	13 589	.09	76 080	.19	15 825	.19	16 500
29115	PETROLEUM LUBRICATING GREASES	.33	840	.23	3 052	.33	760	.32	669
29116	ASPHALT PITCHES AND TARS FROM PETROLEUM	.03	48 180	.03	175 102	.03	48 560	.03	49 060
29117	PETROLEUM RESIDUAL FUEL OILS	.04	54 302	.04	92 484	.04	52 090	.04	52 039
29119	PETROLEUM REFINING PRODUCTS, NEC	.10	46 200	.12	130 350	.10	42 980	.10	42 830
29121	LIQUEFIED PETROLEUM AND COAL GASES	.06	51 441	.10	149 498	.06	40 160	.06	40 599
29511	ASPHALT PAVING BLOCKS AND MIXTURES	.01	24 212	.11	72 124	.07	15 876	.14	9 626
29522	ASPHALT AND TAR CEMENTS AND COATINGS	.16	2 175	.13	6 084	.18	1 666	.20	1 506
29523	ASPHALT SHEATHINGS, SHINGLES, AND SIDINGS	.07	39 200	.06	98 815	.07	39 950	.07	39 168
29529	ASPHALT FELTS AND COATINGS, NEC	.02	124 200	.02	143 000	-	-	-	-
29911	COAL AND COKE BRIQUETTES, ANTHRACITE CULM	.09	38 916	.05	153 450	.10	37 058	.10	37 058
29912	LUBRICANTS AND SIMILAR COMPOUNDS, OTHER THAN PETROLEUM	.22	2 720	.09	132 469	.24	1 457	.26	1 365
29913	PETROLEUM COKE, EXC. BRIQUETTES	.04	146 180	.05	340 360	.06	45 210	.06	44 330
29914	COKE PRODUCED FROM COAL, EXC. BRIQUETTES	.06	82 240	.06	123 400	.05	41 860	.06	41 744
29919	PETROLEUM AND COAL PRODUCTS, NEC	.07	39 528	.07	166 200	.05	32 341	.05	32 341
30	RUBBER AND MISCELLANEOUS PLASTICS PRODUCTS								
30111	PNEUMATIC TIRES	.92	6 000	.92	42 404	.92	2 743	.92	2 728
30114	INNER TUBES	.94	690	.96	1 144	.94	690	.94	695
30115	TREAD RUBBER, TIRE SPOURIES, AND REPAIR MATERIALS	.46	6 475	.41	42 333	.63	2 920	.61	5 083
30119	TIRES AND RELATED PRODUCTS, NEC	1.08	377	**	**	1.02	399	1.02	399
30211	FOOTWEAR, RUBBER AND RUBBER SOLED FABRIC	3.30	410	-	-	3.30	285	3.30	285
30212	PLASTICS FOOTWEAR	1.84	175	**	**	1.78	200	1.78	200
30311	RECLAIMED RUBBER	.16	40 614	.15	42 063	.17	14 847	.17	14 847
30411	RUBBER AND PLASTICS BELTS AND BELTING	4.22	57	**	**	2.94	219	2.96	217
30412	RUBBER AND PLASTICS HOSE	1.25	534	.90	26 840	1.24	576	1.24	578
30613	SPONGE AND FOAM RUBBER GOODS	1.57	350	1.41	9 625	1.50	1 034	1.50	1 166
30614	RUBBER FLOOR AND WALL COVERINGS	.97	182	.97	354	.99	169	.99	169
30618	FABRICATED RUBBER PRODUCTS, NEC	2.00	380	.90	3 655	1.79	505	1.75	520
30711	PLASTICS DINNERWARE AND HOUSEWARES	.98	567	1.07	1 752	.97	520	.97	526
30713	INDUSTRIAL (MOLOED) PLASTICS PRODUCTS	1.79	412	1.27	2 213	2.19	404	2.19	384
30714	UNSUPPORTED VINYL AND POLYETHYLENE FILM	1.15	2 090	1.29	39 828	1.15	1 688	1.15	1 694
30718	PLASTICS PACKAGING AND SHIPPING CONTAINERS	1.31	495	.70	3 049	1.30	532	1.25	509
30719	FABRICATED PLASTICS PRODUCTS, NEC	1.69	354	1.65	2 050	1.55	420	1.55	420
31	LEATHER AND LEATHER PRODUCTS								
31111	LEATHER, FINISHED AND TANNO	3.21	650	4.37	968	3.49	700	3.49	700
31211	INDUSTRIAL LEATHER BELTING	6.80	13	-	-	5.60	106	5.60	106
31311	BOOT AND SHOE CUT STOCK, ALL MATERIALS	1.08	365	-	-	1.76	360	1.77	360
31411	FOOTWEAR, LEATHER; SIMILAR MAT., EXC. HOUSE SLIPPERS	4.50	117	3.98	29 925	4.25	252	4.25	252
31421	HOUSE SLIPPERS	3.70	120	**	**	3.72	150	3.72	150
31511	LEATHER DRESS AND WORK GLOVES AND MITTENS	9.58	37	**	**	7.13	200	7.15	200
31611	LUGGAGE, HAND BAGS, AND OTHER PERSONAL LEATHER GOODS	4.06	52	6.13	112	3.36	184	3.37	183
31999	LEATHER GOODS, NEC	6.00	22	-	-	7.00	175	7.00	175
32	STONE, CLAY, GLASS, AND CONCRETE PRODUCTS								
32111	SHEET (WINDOW) GLASS	.17	39 470	.20	49 986	.18	40 151	.18	40 151
32112	PLATE GLASS	.15	40 240	.21	71 002	.16	40 016	.16	39 660
32113	LAMINATED AND SAFETY GLASS	.80	12 715	1.17	121 950	.90	9 071	.90	9 050
32119	FLAT GLASS, NEC	.38	21 930	.53	124 848	.44	7 539	.44	7 532
32211	GLASS CONTAINERS, GLASS CAPS AND COVERS	.14	24 893	**	**	.13	25 008	.14	25 311
32212	GLASS BOTTLES	.12	27 681	.13	35 024	.13	27 769	.13	27 729
32219	GLASS CONTAINERS, NEC	.18	23 324	**	**	.31	15 800	.40	5 735
32291	ART, KITCHEN, NOVELTY, AND TABLE GLASSWARE	.59	340	.41	27 720	.50	468	.49	451
32292	LIGHTING GLASSWARE	.72	738	.54	17 732	.57	1 077	.57	1 077
32293	GLASS FIBER	.56	13 813	.51	29 463	.56	11 470	.56	11 470
32294	GLASS MIRRORS	1.09	201	1.09	950	1.41	122	1.41	122

See footnotes at end of table.



MOTOR CARRIER--CON.		PRIVATE TRUCK		AIR		WATER		PIPELINE		PARCEL DELIVERY		OTHER AND UNKNOWN		TCC CODE
NON-ICC														
MEDIAN VALUE PER LB. (DOL.)	MEDIAN WEIGHT (LB.)	MEDIAN VALUE PER LB. (DOL.)	MEDIAN WEIGHT (LB.)	MEDIAN VALUE PER LB. (DOL.)	MEDIAN WEIGHT (LB.)	MEDIAN VALUE PER LB. (DOL.)	MEDIAN WEIGHT (LB.)	MEDIAN VALUE PER LB. (DOL.)	MEDIAN WEIGHT (LB.)	MEDIAN VALUE PER LB. (DOL.)	MEDIAN WEIGHT (LB.)	MEDIAN VALUE PER LB. (DOL.)	MEDIAN WEIGHT (LB.)	
.04	45 550	.28	30 625	102.57	8	**	**	-	-	27.27	5	**	**	28199
.37	32 355	.41	24 025	1.28	52	.30	39 700	**	**	1.95	16	.81	1 154	28211
.31	38 047	.27	40 911	.79	67	**	**	**	**	4.41	24	**	**	28212
.72	5 204	.89	23 989	18.51	15	-	-	-	-	1.10	10	.85	19 131	28213
3.93	237	.82	4 318	26.94	16	5.18	11 875	-	-	14.70	10	22.50	4	28311
-	-	1.50	79	9.81	31	-	-	-	-	10.50	7	2.07	29	28312
.38	17 979	.37	15 515	.19	43	.41	16 081	-	-	.50	23	**	**	28411
.50	1 465	.48	7 640	.84	1 858	.47	2 185	-	-	1.03	49	.63	188	28419
.50	589	.30	3 155	**	**	**	**	-	-	5.93	20	.45	210	28422
.61	214	.86	490	5.38	30	**	**	-	-	2.42	10	**	**	28423
.06	2 304	.43	4 295	1.48	140	**	**	-	-	1.67	40	.85	32 000	28431
1.88	635	3.00	47	4.54	123	.40	31 284	-	-	4.39	21	2.37	157	28441
.64	1 334	.56	1 700	1.67	47	**	**	-	-	1.17	27	.52	200	28511
.83	2 000	.29	480	**	**	.22	31 760	-	-	.81	32	.64	75	28512
.26	5 785	.10	31 948	**	**	**	**	-	-	**	**	**	**	28512
.05	43 570	.05	44 000	**	**	.06	3 001 000	.07	1 765 776	-	-	**	**	28712
.05	46 380	.05	46 920	**	**	.05	2 888 140	.04	4 012 870	-	-	**	**	28713
.06	25 750	.06	18 000	-	-	.04	2 102 740	-	-	**	**	-	-	28714
.02	41 000	.06	16 000	-	-	-	-	-	-	3.50	6	-	-	28719
.79	1 435	.51	986	4.44	143	**	**	-	-	3.30	28	1.98	1 947	28799
.47	995	.44	831	2.22	70	.48	3 243	-	-	2.61	22	1.18	44	28911
.81	22 802	.39	28 333	50.00	20	-	-	-	-	20.48	14	-	-	28921
1.37	983	1.57	316	8.50	2	**	**	-	-	4.57	15	1.50	111	28931
-	-	.02	14 140	-	-	(z)	6 680 000	-	-	-	-	-	-	28991
.44	3 560	.35	25 920	**	**	-	-	**	**	.79	37	.78	7 466	28994
-	-	.44	1 080	3.02	94	-	-	-	-	4.79	45	-	-	28995
-	-	.14	36 253	**	**	.30	5 273	-	-	**	**	-	-	28996
.57	813	.38	2 240	4.05	30	.35	36 566	**	**	12.00	11	1.83	68	28999
.07	52 811	.06	49 991	**	**	.06	8 372 297	.06	2 264 489	-	-	.84	8	29111
-	-	.06	15 999	-	-	.05	2 880 781	.05	1 195 627	-	-	-	-	29112
3.68	948	.05	48 448	-	-	.05	4 397 995	.05	1 113 975	-	-	**	**	29113
.20	4 061	.20	4 580	.63	114	.07	2 575 199	**	**	.64	40	.40	450	29114
.35	3 073	.32	1 044	4.82	42	**	**	-	-	2.00	4	.81	150	29115
.05	43 632	.03	45 940	-	-	.03	6 563 350	.03	761 350	-	-	-	-	29116
.02	52 320	.04	48 451	-	-	.04	5 083 276	.04	2 592 361	-	-	**	**	29117
.15	48 190	.08	40 269	.05	19 470	.08	2 982 758	.07	286 134	8.23	23	.07 5 313 146	**	29119
3.62	880	.06	38 682	-	-	.06	6 980 740	.06	277 477	-	-	**	**	29121
.01	48 810	.01	24 070	**	**	**	**	-	-	-	-	-	-	29511
.15	3 480	.12	4 816	-	-	**	**	-	-	.47	90	**	**	29522
.07	41 580	.07	31 120	**	**	-	-	-	-	-	-	**	**	29523
-	-	**	**	-	-	-	-	-	-	-	-	-	-	29529
-	-	.10	36 000	**	**	-	-	-	-	-	-	-	-	29911
.18	17 491	.21	2 790	**	**	.03	5 964 478	-	-	2.69	17	.43	20 275	29912
-	48 100	.02	49 381	-	-	.05	3 651 380	-	-	-	-	-	-	29913
**	**	.06	44 720	**	**	-	-	-	-	-	-	-	-	29914
-	-	.23	5 827	-	-	**	**	-	-	-	-	-	-	29919
.97	2 862	.92	15 950	.92	250	**	**	-	-	.88	52	1.25	602	30111
**	**	.94	993	-	-	-	-	-	-	.84	45	1.31	96	30114
.95	77	.31	43 863	**	**	**	**	-	-	4.48	9	**	**	30115
**	**	.96	476	**	**	**	**	-	-	1.69	41	-	-	30119
-	-	3.30	13 165	3.30	15	**	**	-	-	4.94	7	-	-	30211
**	**	2.17	5 700	2.25	298	**	**	-	-	3.56	30	**	**	30212
**	**	.17	40 668	-	-	-	-	-	-	**	**	-	-	30311
**	**	5.91	48	4.08	21	-	-	-	-	14.00	4	**	**	30411
3.10	545	1.25	5 350	1.02	442	-	-	-	-	3.42	22	.84	3 365	30412
4.03	61	.90	750	1.50	395	-	-	-	-	11.27	8	-	-	30613
-	-	.40	680	**	**	1.63	3 049	-	-	1.13	36	-	-	30614
2.40	112	.97	813	5.58	64	-	-	-	-	7.68	16	**	**	30618
**	**	.75	1 000	**	**	**	**	-	-	4.43	19	**	**	30711
1.23	608	1.28	1 031	8.00	26	-	-	-	-	3.30	19	1.28	152	30713
1.26	334	.87	11 584	15.39	104	-	-	-	-	**	**	.48	30 045	30714
1.80	1 200	.91	1 785	2.84	119	-	-	-	-	3.58	24	**	**	30718
4.13	427	1.48	889	6.42	61	**	**	-	-	4.13	18	2.36	13	30719
**	**	2.00	1 400	6.43	233	.42	36 330	-	-	4.05	9	2.93	33	31111
-	-	8.20	3	-	-	-	-	-	-	8.80	11	-	-	31211
**	**	.51	600	3.63	40	**	**	-	-	3.50	12	1.54	76	31311
-	-	2.67	9 629	3.95	83	**	**	-	-	5.80	16	3.25	600	31411
**	**	2.62	3 750	8.79	220	-	-	-	-	4.00	27	8.79	147	31421
**	**	5.60	224	**	**	**	**	-	-	12.79	11	3.54	48	31511
2.30	206	3.33	47	6.37	54	**	**	-	-	6.33	14	4.93	127	31611
-	-	3.41	44	12.25	2	**	**	-	-	6.50	10	**	**	31999
-	-	.14	37 080	-	-	-	-	-	-	1.40	71	-	-	32
.12	42 285	.14	40 404	**	**	-	-	-	-	-	-	**	**	32112
**	**	.62	21 423	5.00	605	.32	3 700	-	-	**	**	-	-	32113
**	**	.20	30 304	.62	828	**	**	-	-	6.16	16	-	-	32119
.12	24 764	.13	24 850	7.46	111	-	-	-	-	**	**	-	-	32211
.11	28 710	.12	27 258	**	**	.13	11 062	-	-	**	**	.68	2 245	32212
.10	33 708	.12	28 295	**	**	**	**	-	-	5.09	21	**	**	32219
.64	1 477	.56	909	.40	49	-	-	-	-	4.85	11	**	**	32291
-	-	.70	1 590	**	**	**	**	-	-	2.92	14	.98	41	32292
.51	30 142	.58	17 968	6.43	929	.57	27 166	-	-	1.83	24	-	-	32293
-	-	.45	675	7.63	35	-	-	-	-	3.42	14	-	-	32294

TABLE 4. SHIPMENTS BY MANUFACTURING ESTABLISHMENTS--MEDIAN VALUE AND WEIGHT OF COMMOITIES BY MEANS OF TRANSPORT: 1977--CON.

TCC CODE	COMMODITY	ALL MEANS OF TRANSPORT		RAIL		MOTOR CARRIER		TOTAL	ICC
		MEDIAN VALUE PER LB. (OOL.)	MEDIAN WEIGHT (LB.)	MEDIAN VALUE PER LB. (OOL.)	MEDIAN WEIGHT (LB.)	MEDIAN VALUE PER LB. (OOL.)	MEDIAN WEIGHT (LB.)		
32296	ELECTRONIC GLASSWARE . . . . .	.60	17 860	.48	44 900	.59	17 860	.59	17 860
32299	GLASS AND GLASSWARE, BLOWN AND PRESSE, NEC. . . . .	1.86	290	.30	28 732	1.37	350	1.36	376
32411	HYRAULIC CEMENT: PORTLAND, NATURAL, MASONRY, POZZOLAN . . . . .	.02	52 195	.02	160 980	.02	52 280	.02	51 660
32412	READY-MIX CONCRETE, DRY. . . . .	.03	3 200	-	-	.10	2 800	.10	2 800
32511	BRICK AND BLOCKS, CLAY AND SHALE . . . . .	.02	28 000	.02	115 200	.02	34 375	.02	35 050
32531	CERAMIC WALL AND FLOOR TILE. . . . .	.26	3 570	.14	56 826	.32	1 564	.32	1 578
32551	CLAY REFRACTORIES. . . . .	.12	34 618	.08	95 697	.13	31 488	.13	31 602
32552	NONCLAY REFRACTORIES. . . . .	.24	18 900	.16	93 600	.24	15 895	.24	15 792
32591	CLAY CONQUIT, CULVERTS, PIPE, AND FITTINGS . . . . .	.07	28 733	.05	70 442	.07	38 067	.07	38 464
32594	CLAY ROOFING TILE . . . . .	.08	17 842	.10	62 050	.09	22 815	.09	22 815
32599	STRUCTURAL CLAY PRODUCTS, NEC. . . . .	.07	15 600	-	-	.06	32 433	.07	40 247
32611	VITREOUS CHINA PLUMBING FIXTURES . . . . .	.62	1 560	.52	28 339	.74	694	.74	672
32621	VITREOUS CHINA KITCHEN AND TABLE ARTICLES. . . . .	1.44	220	1.49	252	1.39	296	1.40	286
32641	PORCELAIN ELECTRICAL SUPPLIES. . . . .	.77	808	.60	30 600	.70	1 036	.70	1 036
32699	POTTERY PRODUCTS, NEC. . . . .	1.23	190	.48	12 516	1.12	270	1.14	261
32711	CONCRETE BRICK AND BLOCKS. . . . .	.01	16 000	**	**	.01	16 200	.02	8 640
32714	CONCRETE CONDUIT, CULVERTS AND ORAINS. . . . .	.03	26 448	**	**	.03	44 000	.03	44 000
32715	CONCRETE STRUCTURAL SHAPES, REINFORCED . . . . .	.04	47 142	-	-	.04	94 872	.04	94 872
32719	CONCRETE PRODUCTS, NEC. . . . .	.05	3 000	-	-	.04	36 000	.04	36 000
32731	READY-MIX CONCRETE, WET. . . . .	.01	32 000	-	-	.01	20 000	-	-
32741	LIME AND LIME PLASTER. . . . .	.02	50 240	.02	156 950	.02	45 300	.02	45 260
32751	GYPSUM LATH. . . . .	.04	11 917	-	-	.04	13 440	.04	13 440
32752	GYPSUM PLASTER . . . . .	.04	36 406	.03	104 000	.04	18 400	.04	20 000
32753	GYPSUM BUILDING MATERIALS. . . . .	.08	5 168	.02	101 389	.09	4 160	.09	4 160
32754	GYPSUM WALLBOARD . . . . .	.03	46 229	.03	102 790	.03	46 025	.03	45 912
32811	CUT GRANITE AND GRANITE PRODUCTS . . . . .	.27	1 550	.02	86 000	.35	864	.35	862
32812	CUT LIMESTONE AND LIMESTONE PRODUCTS . . . . .	.01	44 200	(2)	154 100	.01	45 000	.02	44 200
32813	CUT MARBLE AND MARBLE PRODUCTS . . . . .	.60	743	**	**	.50	1 980	.51	1 850
32819	CUT STONE AND STONE PRODUCTS, NEC. . . . .	.17	2 750	.08	80 621	.25	900	.25	900
32911	NONMETALLIC ARTIFICIAL GRAIN, POWDERS, FLOUR ABRASIVES . . . . .	2.22	303	**	**	.84	3 700	.84	3 700
32912	NONMETALLIC BONDED ABRASIVE PRODUCTS . . . . .	2.00	264	1.25	2 074	1.91	540	1.91	540
32914	METAL ABRASIVES. . . . .	.71	11 040	1.31	22 401	.35	7 250	.35	6 150
32921	ASBESTOS FRICTION MATERIAL . . . . .	1.17	566	.98	57 050	1.24	723	1.24	723
32922	ASBESTOS CEMENT PRODUCTS . . . . .	.17	32 770	.23	77 050	.16	34 214	.16	33 768
32923	ASPHALT AND VINYL ASBESTOS FLOOR TILE. . . . .	.24	3 020	.25	38 608	.26	4 336	.25	3 945
32924	ASBESTOS INSULATION. . . . .	.16	19 544	**	**	.16	26 550	.17	28 649
32929	ASBESTOS PRODUCTS, NEC. . . . .	2.39	4 602	**	**	2.80	8 023	3.10	3 701
32931	GASKETS, ALL TYPES . . . . .	5.00	35	**	**	3.88	184	3.85	185
32932	PACKING, ALL TYPES . . . . .	10.59	20	**	**	4.10	263	4.06	267
32951	VERMICULITE, EXFOLIATED, LOOSE . . . . .	.09	13 200	.10	93 600	.09	43 300	.08	43 440
32952	LIGHT WEIGHT AGGREGATES, GROUND. . . . .	.05	42 640	.03	107 630	.06	40 600	.07	40 100
32953	MAGNESIA AND MAGNESITE: CALCINEO, DEAD BURNED, GROUND. . . . .	.10	180 000	.09	196 880	.11	39 620	.11	39 170
32955	FELDSPAR, GROUND OR OTHERWISE TREATED. . . . .	.05	2 400	**	**	.01	12 800	.01	12 800
32956	GRUSED AND GROUND UNCALCINEO GYPSUM (INCL. GYPSITE) . . . . .	.01	54 145	.02	100 000	.01	49 820	.01	50 770
32959	NONMETALLIC MINERALS, GROUND OR TREATED, NEC. . . . .	.03	42 570	.02	154 300	.04	40 000	.04	40 010
32961	MINERAL WOOL . . . . .	.38	8 359	.31	15 059	.39	6 188	.39	6 110
32996	NONMETALLIC MINERAL INSULATING MATERIALS . . . . .	5.55	74	.54	25 020	3.68	443	3.68	457
32999	NONMETALLIC MINERAL PRODUCTS, NEC. . . . .	1.34	222	.26	36 445	1.25	584	1.26	583
33	PRIMARY METAL PRODUCTS								
33111	PIG IRON . . . . .	.10	53 225	.06	930 975	.10	48 215	.10	48 215
33112	FURNACE SLAG . . . . .	(2)	81 800	**	**	.01	44 200	**	**
33115	METALIZING PLANT PRODUCTS. . . . .	.80	296	**	**	.03	104 680	.05	103 660
33121	STEEL INGOT AND SEMIFINISHED SHAPES. . . . .	.18	44 340	.15	141 400	.21	42 530	.21	42 530
33122	IRON AND STEEL PLATES. . . . .	.18	39 880	.18	114 138	.18	39 729	.19	39 882
33123	IRON AND STEEL SHEET AND STRIP . . . . .	.19	37 313	.16	103 340	.19	37 760	.20	37 210
33124	IRON AND STEEL BARS, BAR SHAPES, ROOS. . . . .	.24	27 650	.17	116 910	.25	26 875	.25	24 250
33126	IRON AND STEEL PIPE, TUBES, FITTINGS . . . . .	.42	10 889	.31	86 891	.45	9 564	.46	9 404
33127	TIN MILL PRODUCTS. . . . .	.21	43 478	.22	125 100	.21	42 085	.21	42 095
33128	RAILWAY TRACK MATERIAL . . . . .	.47	31 920	.42	73 134	.52	15 400	.52	15 400
33129	PRIMARY IRON AND STEEL PRODUCTS, NEC. . . . .	.50	10 680	.45	56 920	.67	9 664	.71	8 486
33131	FERROMANGANESE . . . . .	.18	47 020	.17	112 000	.18	45 920	.18	44 489
33133	FERROSILICON . . . . .	.28	44 000	.39	120 260	.28	43 380	.28	42 815
33139	FERROALLOYS, NEC. . . . .	1.01	43 880	1.03	135 000	.56	32 082	.77	32 082
33151	NONINSULATED FERROUS WIRE ROPE . . . . .	.66	3 300	.66	89 662	.66	7 200	.66	7 588
33152	STEEL NAILS, SPIKES (EXC. RY.), STAPLES, TACKS, BRAOS. . . . .	.58	2 400	.34	39 477	.57	2 400	.57	2 031
33155	STEEL WIRE . . . . .	.47	5 000	.31	19 335	.53	4 210	.52	4 152
33211	IRON AND STEEL CAST PIPE AND FITTINGS. . . . .	.50	1 596	.19	162 263	.50	1 648	.50	1 625
33219	IRON AND STEEL CASTINGS, NEC. . . . .	.75	2 645	.28	117 064	.77	3 047	.79	2 860
33311	PRIMARY COPPER PIG, SLAB, INGOTS, ETC. . . . .	.62	191 000	.61	195 525	.63	38 400	.63	38 400
33321	LEAD PIG, SLAB, INGOTS, BULLION, ETC. . . . .	.31	46 275	.31	150 265	.30	41 057	.30	41 024
33322	LEAD MATTE, SPEISS, AND FLUE DUST. . . . .	.10	194 200	.10	194 200	-	-	-	-
33331	ZINC AND ZINC BASE ALLOY SMELTER PRODUCTS. . . . .	.37	45 068	.37	121 420	.37	41 980	.37	42 051
33332	ZINC CROSS, RESIDUES, ASHES, ETC. . . . .	.17	187 340	.17	191 320	.46	40 000	.47	39 710
33341	PRIMARY ALUMINUM PIG, SLAB, AND INGOTS . . . . .	.48	42 550	.50	124 258	.48	42 173	.48	42 215
33342	ALUMINUM RESIDUES, ETC. . . . .	.05	39 850	.07	106 800	-	51 030	-	51 030
33391	MAGNESIUM PIG, SLAB, INGOTS, ETC. . . . .	.96	103 073	.93	111 129	.99	38 935	.99	38 935
33394	NICKEL PIG, SLAB, INGOTS, ETC. . . . .	2.04	32 946	.30	87 300	2.04	31 212	2.04	31 212
33398	MISCELLANEOUS NONFERROUS METAL RESIDUES. . . . .	.10	46 480	.10	179 200	**	**	**	**
33399	PRIMARY NONFERROUS METAL SLAB, NEC. . . . .	59.34	48	.41	101 169	5.64	372	6.12	399
33511	COPPER, BRASS, AND BRONZE ROOS AND BARS. . . . .	.81	3 268	.65	144 062	1.01	2 187	1.01	2 187
33512	COPPER, BRASS, AND BRONZE PLATE AND SHEET. . . . .	1.02	3 299	.91	20 504	1.02	4 195	1.02	4 195
33513	COPPER, BRASS, AND BRONZE PIPE AND TUBE. . . . .	1.19	2 024	3.65	2 799	1.20	2 246	1.20	2 246

See footnotes at end of table.





TABLE 4. SHIPMENTS BY MANUFACTURING ESTABLISHMENTS--MEDIAN VALUE AND WEIGHT OF COMMODITIES BY MEANS OF TRANSPORT: 1977--CON.

TCC CODE	COMMODITY	ALL MEANS OF TRANSPORT		RAIL		MOTOR CARRIER		TOTAL	ICC
		MEDIAN VALUE PER LB. (DOL.)	MEDIAN WEIGHT (LB.)	MEDIAN VALUE PER LB. (DOL.)	MEDIAN WEIGHT (LB.)	MEDIAN VALUE PER LB. (DOL.)	MEDIAN WEIGHT (LB.)		
33519	COPPER, BRASS, AND BRONZE SHAPES, NEC.	2.47	544	-	-	2.78	544	2.78	544
33521	ALUMINUM PLATE AND SHEET	.71	34 950	.62	112 135	.72	34 724	.72	34 233
33523	ALUMINUM ROOS AND BARS	.88	2 784	.57	111 613	.92	1 970	.93	1 758
33529	ALUMINUM BASIC SHAPES, NEC.	.88	1 716	.43	75 812	1.02	1 379	1.01	1 330
33563	NICKEL AND NICKEL BASE ALLOY BASIC SHAPES	6.10	117	-	-	5.65	528	5.65	528
33564	ZINC AND ZINC BASE ALLOY BASIC SHAPES	.57	25 131	.34	124 959	.66	6 531	.66	6 531
33565	TITANIUM BASIC SHAPES	4.60	2 149	**	**	4.71	1 984	4.71	1 984
33569	NONFERROUS METAL BASIC SHAPES, NEC.	53.85	60	-	-	28.66	177	28.66	177
33571	ALUMINUM WIRE, CABLE AND STRANO, BARE	.63	8 792	.71	33 696	.66	6 498	.67	6 164
33572	COPPER WIRE, STRANO AND CABLE, BARE	1.17	2 157	**	**	1.33	1 008	1.33	993
33573	NONFERROUS METAL WIRE, BARE, EXC. COPPER AND ALUMINUM	8.56	107	-	-	7.55	152	7.55	152
33574	WIRE AND CABLE, INSULATED, ALL TYPES	1.07	1 440	.80	27 170	1.07	1 440	1.07	1 330
33612	ALUMINUM AND ALUMINUM BASE ALLOY CASTINGS	2.21	579	-	-	2.26	750	2.28	760
33621	COPPER, BRASS, AND BRONZE CASTINGS	2.44	244	-	-	2.47	334	2.46	332
33691	MAGNESIUM CASTINGS	14.07	300	-	-	17.19	315	17.23	314
33692	ZINC AND ZINC BASE ALLOY CASTINGS	1.50	775	**	**	1.46	800	1.58	787
33693	LEAD AND LEAD BASE ALLOY CASTINGS	2.68	48	-	-	.65	280	.65	280
33699	NONFERROUS METAL CASTINGS, NEC.	25.00	5	-	-	34.42	42	60.50	8
33911	IRON AND STEEL FORGINGS	.75	6 330	.38	97 062	.74	7 299	.75	7 043
33921	NONFERROUS METAL FORGINGS	5.18	615	**	**	4.83	854	4.92	829
33991	METAL POWDER, FLAKES, AND PASTE	1.33	1 793	.60	108 757	1.13	2 095	1.28	2 000
33999	PRIMARY METAL PRODUCTS, NEC.	.72	2 603	.64	150 407	.74	10 500	.74	12 000
34	FABRICATED METAL PRODUCTS EXC. ORNANCE, MACH., TRANS								
34111	METAL CANS (INCL. MIXED SHIP.; CANS, TOPS, BOTTOMS)	.56	12 250	.44	16 596	.62	12 177	.59	11 700
34211	KITCHEN AND TABLE CUTLERY, EXC. ELECTRICAL	3.96	90	4.93	11 086	3.06	170	3.05	170
34213	SCISSORS AND SHEARS, EXC. ELECTRICAL	2.74	119	**	**	2.09	176	2.09	176
34215	RAZOR BLADES AND RAZORS, EXC. ELECTRICAL	7.20	80	**	**	6.59	516	6.48	516
34219	CUTLERY, NEC, EXC. ELECTRICAL	11.96	23	-	-	7.88	148	7.88	148
34231	MECHANICS HAND SERVICE TOOLS	4.00	201	4.00	285	4.00	312	4.00	312
34232	EDGE TOOLS	4.00	26	4.00	247	2.79	116	2.79	116
34234	SHOVELS, SPADES, SCOOPS, AND SCRAPPERS	1.00	203	**	**	1.00	207	1.00	207
34236	AGRICULTURAL HAND TOOLS AND PARTS	1.50	184	**	**	1.50	157	1.50	157
34239	HAND TOOLS, NEC.	2.95	136	5.00	12 177	2.82	184	2.83	182
34251	HAND SAWS, SAW BLADES, AND ACCESSORIES	6.14	42	-	-	3.55	156	3.55	156
34281	DOOR AND WINDOW HARDWARE	4.08	100	4.08	324	3.73	230	3.83	230
34283	HINGES, HASPS, AND BUTTS	1.76	226	-	-	1.76	226	1.76	226
34284	CABINET HARDWARE	2.81	160	3.18	703	2.23	339	2.23	339
34291	TRANSPORTATION EQUIPMENT HARDWARE	1.76	478	1.59	13 971	1.90	600	1.90	570
34292	FURNITURE HARDWARE	.50	4 900	.51	15 950	3.05	130	3.05	130
34293	VACUUM AND INSULATED BOTTLES, JUGS, AND CHESTS	1.90	131	**	**	1.89	183	1.89	183
34294	HOSE FITTINGS	4.95	15	**	**	1.85	138	1.85	138
34299	HARDWARE, NEC.	2.00	125	**	**	1.83	251	1.83	250
34311	CAST IRON SANITARY WARE	.35	27 885	.31	34 890	.38	12 660	.38	12 660
34312	METAL SANITARY WARE, EXC. CAST IRON	.67	1 920	.65	10 959	1.33	684	1.33	684
34321	PLUMBING FIXTURE FITTINGS AND TRIM (BRASS GOODS)	3.14	180	2.55	3 256	3.00	346	3.00	344
34331	OIL BURNERS, RESIDENTIAL AND INDUSTRIAL	2.81	134	**	**	1.25	2 925	1.25	2 925
34332	WARM AIR FURNACES	1.17	765	1.23	8 000	1.15	893	1.15	893
34333	CAST IRON HEATING BOILERS	.88	1 535	**	**	.84	1 680	.84	1 680
34335	STEEL HEATING BOILERS	1.12	1 289	-	-	1.16	1 100	1.16	1 100
34336	PARTS FOR NONELECTRIC HEATING EQUIPMENT	3.98	21	.54	4 772	2.00	200	2.07	200
34339	HEATING EQUIPMENT, NEC, EXC. ELECTRIC	2.00	200	.61	10 885	1.88	273	1.88	277
34411	FABRICATED STRUCTURAL IRON AND STEEL PRODUCTS	.49	14 863	.44	67 200	.53	15 840	.52	16 445
34412	FABRICATED STRUCTURAL NONFERROUS METAL PRODUCTS	.96	403	-	-	.97	904	.96	920
34421	METAL DOORS AND DOOR FRAMES	.89	442	**	**	.88	475	.87	475
34422	METAL WINDOW FRAMES AND SASH	1.25	360	-	-	3.93	350	3.93	350
34423	METAL HOLDING, TRIM, AND STORE FRONTS	1.45	164	**	**	1.47	164	1.49	167
34425	METAL DOOR AND WINDOW SCREENS	1.26	170	**	**	1.43	209	1.43	233
34431	HEAT EXCHANGERS AND STEAM CONDENSERS	2.19	3 100	1.30	87 090	2.20	4 000	2.28	3 730
34432	FAER, STEEL PLATE FOR PIPE, PENSTOCKS, LININGS, ETC.	.45	13 400	.25	25 450	1.22	7 500	1.22	7 785
34433	STEEL POWER BOILERS, PARTS, AND ATTACHMENTS	1.40	618	1.14	54 500	1.35	910	1.35	910
34434	GAS CYLINDERS (PRESSURE TANKS)	.71	5 300	.66	43 143	1.00	2 425	1.00	2 350
34435	METAL TANKS, EXC. PRESSURE TANKS	1.05	10 716	.66	64 000	1.05	6 080	1.03	5 780
34439	FABRICATED PLATE PRODUCTS, NEC.	1.15	1 905	.53	57 400	1.51	2 165	1.51	1 905
34441	SHEET METAL ROOFING, CEILING, SIDING	.56	14 812	**	**	.57	14 620	.57	14 622
34443	SHEET METAL CORNICES, SKYLIGHTS, ROOF VENTILATORS	1.56	105	-	-	1.81	80	1.85	89
34444	SHEET METAL STOVE PIPE, ELBOWS, DUCTS	.71	1 090	.04	20 651	.80	929	.80	1 090
34445	SHEET METAL ROOF DRAINAGE EQUIPMENT	.70	325	-	-	1.20	204	1.20	258
34449	SHEET METAL PRODUCTS, NEC.	1.31	372	.53	33 197	1.29	595	1.26	542
34461	ORNAMENTAL METAL WORK	1.13	160	-	-	.92	267	.92	267
34462	SCAFFOLDING, LADDERS, AND RELATED ARTICLES	1.31	240	1.20	240	1.24	297	1.25	287
34464	STAIRS, STAIRCASES, BALCONIES, FIRE ESCAPES, RAILINGS	.64	745	-	-	.57	1 094	.57	1 092
34469	ARCHITECTURAL METAL WORK, NEC.	1.30	587	1.39	935	1.05	774	1.05	774
34492	PREFABRICATED METAL BUILDINGS AND PARTS	.52	13 978	.50	13 339	.47	16 500	.47	16 500
34499	METAL CONSTRUCTION MATERIALS, NEC.	.30	3 512	**	**	.39	4 600	.39	4 327
34521	BOLTS, NUTS, SCREWS, RIVETS, AND WASHERS	1.74	223	3.86	582	1.31	477	1.31	473
34529	INDUSTRIAL FASTENERS, NEC.	4.55	70	**	**	2.38	226	2.38	226
34611	VITREOUS ENAMELED METAL PRODUCTS	.81	2 331	**	**	1.06	1 582	1.06	1 557
34612	STAMPEO AND SPUN HOSPITAL UTENSILS	2.07	220	1.49	2 289	2.05	242	2.04	242
34613	AUTOMOBILE STAMPINGS	.52	13 004	.51	33 701	.95	3 518	.95	3 206
34614	METAL CLOSURES	.87	3 150	.48	12 745	.54	2 813	.95	2 710
34616	DISPENSERS: NAPKIN, TISSUE, TOWEL, ETC.	1.80	20	**	**	1.19	19	1.19	19
34619	METAL STAMPINGS, NEC.	1.27	336	.21	84 874	1.11	536	1.11	534

See footnotes at end of table.

MOTOR CARRIER--CON.

PRIVATE TRUCK AIR WATER PIPELINE PARCEL DELIVERY OTHER AND UNKNOWN

NON-ICC

MEIOAN VALUE PER LB. (DOL.)		MEIOAN WEIGHT (LB.)		MEIOAN VALUE PER LB. (DOL.)		MEIOAN WEIGHT (LB.)		MEIOAN VALUE PER LB. (DOL.)		MEIOAN WEIGHT (LB.)		MEIOAN VALUE PER LB. (DOL.)		MEIOAN WEIGHT (LB.)		TCC CODE
-	-	.86	1 372	2.97	357	-	-	-	-	40.00	16	-	-	-	-	33519
.69	39 949	.72	15 770	**	**	-	-	-	-	**	**	**	**	**	**	33521
.55	38 832	.79	4 487	**	**	-	-	-	-	3.06	25	**	**	**	**	33523
2.05	3 188	.83	2 515	1.69	141	-	-	-	-	2.55	9	.83	2 328	**	**	33529
-	-	3.00	241	38.37	42	-	-	-	-	22.44	13	**	**	**	**	33563
-	-	.39	35 915	**	**	-	-	-	-	**	**	-	-	-	-	33564
-	-	3.05	6 475	**	**	-	-	-	-	10.13	7	-	-	-	-	33565
-	-	162.00	75	110.41	20	-	-	-	-	24.69	2	200.00	1	**	**	33569
.65	21 745	.54	15 833	-	-	-	-	-	-	**	**	**	**	**	**	33571
**	**	.98	4 912	**	**	-	-	-	-	13.17	18	**	**	**	**	33572
-	-	3.64	100	42.82	34	-	-	-	-	12.00	20	-	-	-	-	33573
1.00	25 000	1.01	2 000	5.58	105	1.06	79 155	-	-	7.51	21	**	**	**	**	33574
1.90	500	1.84	582	9.15	169	**	**	-	-	4.50	23	12.17	6	**	**	33612
3.09	585	2.10	276	5.76	168	1.26	29 898	-	-	10.19	18	**	**	**	**	33621
**	**	2.47	650	29.87	115	-	-	-	-	50.34	8	-	-	-	-	33691
.95	1 351	1.20	1 559	3.21	106	-	-	-	-	3.56	35	**	**	**	**	33692
-	-	**	**	-	-	-	-	-	-	3.79	28	-	-	-	-	33693
**	**	2.78	992	-	-	-	-	-	-	31.66	2	**	**	**	**	33699
.57	27 695	.73	5 860	2.62	127	**	**	-	-	2.09	25	**	**	**	**	33911
1.09	5 354	2.83	316	14.19	73	-	-	-	-	6.78	16	**	**	**	**	33921
.63	33 496	.67	23 750	8.13	33	**	**	-	-	13.10	10	22.37	57	**	**	33991
3.58	896	.40	208	37.00	13	.67	25 190	-	-	31.65	12	**	**	**	**	33999
.63	12 996	.49	11 943	1.33	15	**	**	-	-	16.00	9	.47	11 962	**	**	34
**	**	2.53	72	2.32	20	-	-	-	-	8.42	19	-	-	-	-	34211
-	-	1.70	297	**	**	**	**	-	-	4.34	23	3.85	120	**	**	34213
**	**	**	**	12.66	1 080	-	-	-	-	7.31	19	**	**	**	**	34215
-	-	4.39	49	26.35	300	**	**	-	-	13.48	13	**	**	**	**	34219
**	**	2.36	699	4.00	57	-	-	-	-	6.38	12	4.00	214	**	**	34231
-	-	2.03	137	**	**	-	-	-	-	11.00	7	**	**	**	**	34232
-	-	1.14	384	**	**	-	-	-	-	3.55	17	-	-	-	-	34234
-	-	1.40	335	**	**	-	-	-	-	**	**	-	-	-	-	34236
2.08	317	1.80	492	15.91	38	-	-	-	-	6.14	8	101.38	68	**	**	34239
-	-	2.39	83	6.05	400	**	**	-	-	10.42	14	-	-	-	-	34251
2.51	71	1.28	896	5.50	33	**	**	-	-	9.31	11	4.08	237	**	**	34281
-	-	1.52	42	**	**	-	-	-	-	**	**	-	-	-	-	34283
-	-	2.03	48	4.07	62	-	-	-	-	3.81	19	**	**	**	**	34284
1.76	1 380	1.25	92	2.08	138	**	**	-	-	1.11	22	**	**	**	**	34291
-	-	.48	10 728	**	**	-	-	-	-	4.00	1	**	**	**	**	34292
-	-	1.10	108	**	**	-	-	-	-	2.09	18	**	**	**	**	34293
-	-	2.16	36	11.00	2	-	-	-	-	8.00	7	**	**	**	**	34294
**	**	1.60	135	3.00	63	**	**	-	-	5.67	14	7.95	106	**	**	34299
-	-	.31	29 305	-	-	**	**	-	-	-	-	-	-	-	-	34311
-	-	.57	8 327	-	-	**	**	-	-	-	-	-	-	-	-	34312
2.36	490	3.02	232	8.99	79	**	**	-	-	2.19	16	-	-	-	-	34312
-	-	1.70	154	6.67	33	-	-	-	-	4.76	15	3.30	569	**	**	34321
-	-	.98	1 740	1.19	93	-	-	-	-	7.93	13	-	-	-	-	34331
-	-	.89	5 880	**	**	-	-	-	-	3.00	13	**	**	**	**	34332
-	-	1.05	1 289	-	-	**	**	-	-	2.18	19	-	-	-	-	34333
**	**	.83	192	25.35	25	-	-	-	-	6.80	5	25.15	10	**	**	34335
**	**	1.16	1 014	10.28	49	-	-	-	-	4.58	10	2.37	532	**	**	34339
.75	5 500	.40	9 360	4.80	20	.41	490 076	-	-	3.00	10	**	**	**	**	34411
**	**	.90	144	-	-	-	-	-	-	4.37	8	-	-	-	-	34412
1.20	285	.87	508	1.74	436	**	**	-	-	2.21	11	1.80	10	**	**	34421
**	**	1.22	580	3.60	11	-	-	-	-	**	**	-	-	-	-	34422
1.43	83	1.14	528	**	**	-	-	-	-	1.49	20	-	-	-	-	34423
1.43	45	1.25	200	2.95	41	-	-	-	-	1.94	25	-	-	-	-	34425
.74	7 000	1.88	5 000	2.50	84	-	-	-	-	2.50	25	1.76	17 800	**	**	34431
**	**	.30	4 612	-	-	**	**	-	-	-	-	-	-	-	-	34432
**	**	2.00	213	6.25	26	-	-	-	-	7.20	7	**	**	**	**	34433
**	**	.37	8 000	**	**	**	**	-	-	17.50	4	-	-	-	-	34434
**	**	.66	32 450	5.62	120	-	-	-	-	18.29	7	**	**	**	**	34435
**	**	.79	1 389	-	-	-	-	-	-	3.18	4	-	-	-	-	34439
**	**	.51	18 547	**	**	.62	3 000	-	-	2.68	10	-	-	-	-	34441
**	**	.84	118	**	**	-	-	-	-	-	-	-	-	-	-	34443
2.00	200	.68	650	-	-	-	-	-	-	1.41	29	.79	1 960	**	**	34444
1.19	143	.40	900	-	-	-	-	-	-	**	**	-	-	-	-	34445
2.57	5 000	1.00	710	1.96	117	-	-	-	-	2.50	15	**	**	**	**	34449
-	-	4.28	14	**	**	-	-	-	-	2.57	10	**	**	**	**	34461
**	**	5.65	118	-	-	-	-	-	-	2.63	9	-	-	-	-	34462
**	**	1.92	193	**	**	**	**	-	-	3.46	21	.50	253	**	**	34464
-	-	3.82	180	2.94	155	-	-	-	-	10.83	5	-	-	-	-	34469
1.02	14 848	.76	13 259	6.60	37	**	**	-	-	2.80	17	1.27	8 386	**	**	34492
.14	9 650	.21	3 969	2.08	24	-	-	-	-	2.00	17	.84	197	**	**	34499
1.29	619	1.28	189	3.00	63	**	**	-	-	6.01	13	2.34	236	**	**	34521
2.14	261	5.88	46	28.50	14	-	-	-	-	15.00	8	6.75	50	**	**	34529
1.50	2 347	.54	24 667	**	**	-	-	-	-	4.60	15	.30	116	**	**	34611
**	**	2.43	1 173	2.37	182	-	-	-	-	2.28	17	-	-	-	-	34612
.20	39 810	.40	7 228	.56	308	-	-	-	-	5.21	18	**	**	**	**	34613
.59	9 865	.76	7 123	2.91	168	-	-	-	-	1.60	86	.85	4 174	**	**	34614
-	-	.75	138	**	**	-	-	-	-	2.47	17	-	-	-	-	34616
2.54	660	.78	1 477	7.45	71	**	**	-	-	6.02	13	1.60	162	**	**	34619



TABLE 4. SHIPMENTS BY MANUFACTURING ESTABLISHMENTS--MEDIAN VALUE AND WEIGHT OF COMMODITIES BY MEANS OF TRANSPORT: 1977--CON.

TCC CODE	COMMODITY	ALL MEANS OF TRANSPORT		RAIL		TOTAL		MOTOR CARRIER	
		MEDIAN VALUE PER LB. (DOL.)	MEDIAN WEIGHT (LB.)	MEDIAN VALUE PER LB. (DOL.)	MEDIAN WEIGHT (LB.)	MEDIAN VALUE PER LB. (DOL.)	MEDIAN WEIGHT (LB.)	MEDIAN VALUE PER LB. (DOL.)	MEDIAN WEIGHT (LB.)
34812	WIRE SPRINGS . . . . .	2.45	237	.52	25 860	2.02	398	2.01	389
34813	WIRE FENCING, FENCE PDSTS, AND GATES . . . . .	.30	1 200	.29	27 797	.26	3 759	.26	3 759
34814	WIRE CLDTH AND DTHR WOVEN WIRE PRODUCTS . . . . .	1.28	375	.47	78 214	1.29	335	1.28	346
34815	WIRE CHAIN . . . . .	.76	435	-	-	.72	630	.72	633
34816	BARBED AND TWISTED WIRE . . . . .	.24	7 668	.24	14 238	.25	6 447	.25	6 448
34817	WELDED WIRE FABRIC AND MESH . . . . .	.27	2 100	.22	10 452	.30	1 789	.30	1 657
34819	FABRICATED WIRE PRODUCTS, NEC. . . . .	.91	588	.89	576	.95	585	.97	570
34912	STEEL SHIPPING PAILS, BARRELS, DRUMS, AND KEGS . . . . .	.38	7 800	.41	15 360	.41	7 256	.41	7 372
34921	METAL SAFES AND VAULTS . . . . .	1.93	443	-	-	2.12	495	2.22	465
34931	STEEL SPRINGS, EXC. WIRE . . . . .	.64	2 106	.34	70 100	.60	2 741	.60	2 741
34941	METAL VALVES FOR PIPING SYSTEMS . . . . .	5.50	96	4.00	300	4.00	257	4.00	258
34942	METAL FITTINGS FOR PIPING SYSTEMS . . . . .	2.00	245	4.00	530	1.48	524	1.63	535
34944	FABRICATED PIPE AND PIPE FITTINGS . . . . .	1.11	960	1.30	19 000	1.11	1 155	1.11	1 170
34992	METAL FOIL, LEAF; PRODUCTS THEREFRDM: EXC. CONTAINERS . . . . .	.94	5 042	.81	35 034	.92	6 068	.92	5 765
34994	COATED METALS AND METAL PRODUCTS . . . . .	.83	630	.32	86 793	.79	1 140	.80	1 140
34996	FOIL SANITARY FOOD CONTAINERS . . . . .	1.21	569	-	-	1.23	566	1.24	569
34997	METAL SHIP, CONT, EXC. PAILS, BARRELS, DRUMS, KEGS . . . . .	.38	5 700	.42	5 000	.43	7 200	.43	7 200
34999	FABRICATED METAL PRODUCTS, NEC . . . . .	1.78	328	.77	944	1.59	483	1.64	483
35	MACHINERY, EXCEPT ELECTRICAL								
35112	STEAM ENG., TURBINES, TURBINE GENERATOR SETS, PARTS. . . . .	21.77	45	2.50	99 950	11.56	498	11.02	538
35195	OUTBOARD MOTORS AND PARTS . . . . .	4.96	398	4.89	537	4.96	415	4.96	415
35199	INTERNAL COMBUSTION ENGINES, NEC . . . . .	3.54	695	1.96	28 424	3.16	1 370	3.24	1 327
35222	WHEEL TRACTORS, PARTS, AND ATTACHMENTS . . . . .	1.50	8 155	1.56	33 607	1.40	7 214	1.39	7 268
35223	PLANTING AND FERTILIZING MACHINERY AND PARTS . . . . .	2.00	227	1.26	8 959	1.60	411	1.60	411
35225	HARVESTING MACHINERY AND PARTS . . . . .	1.69	2 120	1.71	22 086	1.53	1 690	1.53	1 690
35227	MACHINES FOR PREPARING CROPS FOR MARKET . . . . .	1.12	3 163	**	**	1.10	3 154	1.10	3 155
35228	BARN, BARNYARD, AND POULTRY EQUIPMENT . . . . .	1.00	1 110	.71	2 022	1.18	373	1.18	373
35229	FARM MACHINERY AND EQUIPMENT, NEC. . . . .	1.24	1 400	1.38	34 337	1.18	2 280	1.18	2 280
35241	GARDEN TRACTORS AND LAWN AND GARDEN EQUIPMENT . . . . .	1.72	682	1.25	17 224	1.67	800	1.67	775
35311	CONTRACTORS DFF-HIGHWAY WHEEL AND TRACKED TRACTORS . . . . .	1.86	17 904	1.77	73 114	1.77	14 487	1.77	14 487
35313	TRACKLAYING ATTACHMENTS AND PARTS . . . . .	1.64	5 460	1.57	75 990	1.64	4 273	1.64	4 150
35314	POWER CRANES, ORAGLINES, SHDVELS, LOADERS, AND PARTS . . . . .	1.85	919	1.50	87 290	1.73	892	1.73	876
35316	MIXERS, PAVERS, AND RELATED EQUIPMENT . . . . .	9.53	12	**	**	2.52	145	2.52	145
35318	SCRAPERS, GRADERS, ROLLERS, DFF-HWY. TRUCKS, TRAILERS . . . . .	1.89	10 258	1.77	38 290	1.80	8 336	1.80	8 336
35319	CONSTRUCTION MACHINERY AND EQUIPMENT, NEC. . . . .	2.50	460	2.33	21 920	2.33	2 411	2.33	2 411
35321	UNDERGROUND MINING MACHINERY AND PARTS . . . . .	4.84	100	.47	48 900	3.13	600	3.13	600
35322	CRUSHING AND PULVERIZING PLANTS AND PARTS . . . . .	2.12	350	**	**	1.49	600	1.49	600
35329	MINING MACHINERY, EQUIPMENT, AND PARTS, NEC. . . . .	4.58	125	1.37	275 325	3.04	549	3.04	549
35331	GAS AND OILFIELD DRILLING MACHINERY, EQUIP., AND PARTS . . . . .	6.86	284	**	**	6.45	525	6.45	560
35339	GAS AND OILFIELD MACHINERY AND TOOLS, NEC. . . . .	11.20	26	-	-	6.13	104	5.30	98
35341	ELEVATORS, MOVING STAIRWAYS, AND PARTS . . . . .	1.37	800	**	**	1.27	900	1.26	900
35351	CONVEYORS, CONVEYING EQUIPMENT AND PARTS . . . . .	2.74	235	-	-	2.38	340	2.38	340
35361	HDISTS . . . . .	3.50	125	**	**	3.03	248	3.03	250
35362	OVERHEAD TRAVELING CRANES AND MONORAIL SYSTEMS . . . . .	2.42	637	1.50	103 200	2.29	1 120	2.30	1 114
35371	INDUSTRIAL STACKERS, TRACTORS, AND PARTS . . . . .	1.81	1 940	1.50	32 135	1.81	2 200	1.81	2 111
35373	INDUSTRIAL PALLETS, SKIDS, AND PLATFORMS: METAL . . . . .	.62	2 500	-	-	.66	800	.66	800
35412	MACHINE TDOLS, METAL CUTTING TYPES . . . . .	12.39	37	6.00	40 820	5.72	1 229	5.72	1 227
35421	MACHINE TOOLS, METAL FORMING TYPES . . . . .	10.62	29	1.39	70 950	5.31	400	5.33	410
35441	SPECIAL DIES AND TOOLS, DIE SETS, JIGS, AND FIXTURES . . . . .	5.16	100	.22	5 582	2.22	830	2.21	840
35451	MACHINE TOOL ACCESSORIES AND MEASURING DEVICES . . . . .	17.39	10	-	-	8.42	139	7.71	148
35481	ROLLING MILL MACHINERY AND EQUIPMENT . . . . .	1.52	13 260	1.00	113 670	1.30	17 129	1.39	16 765
35484	AUTOMATIC MAINTENANCE EQUIP., INCL. LIFTS AND RUNWAYS . . . . .	3.74	75	-	-	1.87	334	1.92	330
35489	METALWORKING MACHINERY, NEC. . . . .	7.14	74	3.49	19 476	4.96	352	4.92	357
35512	BAKERY MACHINERY AND EQUIPMENT . . . . .	7.64	150	-	-	6.01	1 080	6.01	1 080
35514	FRUIT AND VEGETABLE CANNING AND PACKING MACHINERY . . . . .	5.61	73	-	-	3.25	214	3.25	214
35515	BOTTLING MACHINERY, EXC. DAIRY . . . . .	17.92	14	**	**	8.31	280	8.27	302
35519	FOOD PRODUCTS MACHINERY, NEC . . . . .	9.50	63	-	-	5.30	435	5.30	435
35522	TEXTILE MACHINERY, ATTACHMENTS, AND PARTS . . . . .	5.98	43	1.38	24 950	2.67	160	2.67	160
35531	WODDWORKING MACHINERY . . . . .	3.55	125	1.10	3 044	3.04	310	3.29	310
35541	PAPER INDUSTRIES MACHINERY, ATTACHMENTS, AND PARTS . . . . .	9.14	96	-	-	6.14	305	6.16	305
35552	PRINTING TRADES MACHINERY AND EQUIPMENT . . . . .	11.33	95	**	**	6.45	420	6.40	425
35591	CHEMICAL MACHINERY AND EQUIPMENT . . . . .	3.19	250	2.12	33 240	4.97	800	4.97	800
35592	FOUNDY MACHINERY AND EQUIPMENT, EXC. FURNACES . . . . .	4.18	157	**	**	3.85	230	3.85	230
35594	RUBBER AND PLASTICS WORKING MACHINERY AND EQUIPMENT . . . . .	9.53	59	**	**	5.69	240	5.69	240
35596	COITDN GINNING MACHINERY AND EQUIPMENT . . . . .	1.40	15 000	**	**	1.61	13 500	1.61	13 500
35599	SPECIAL INDUSTRY MACHINERY, NEC. . . . .	5.28	117	9.09	100	3.78	325	3.75	329
35611	INDUSTRIAL PUMPS AND PUMPING EQUIPMENT . . . . .	5.40	106	2.42	58 000	3.92	280	3.91	284
35614	AIR AND GAS COMPRESSORS AND PARTS . . . . .	6.29	100	1.70	2 825	2.79	925	2.79	875
35619	INDUSTRIAL PUMPS AND PARTS, NEC. . . . .	2.79	262	1.00	12 000	2.00	730	1.83	734
35621	BALL AND ROLLER BEARINGS AND PARTS . . . . .	4.00	195	1.21	51 500	3.81	418	3.81	411
35641	INDUSTRIAL FANS AND BLOWERS . . . . .	2.67	346	1.91	228	2.55	434	2.55	447
35642	AIR PURIFICATION EQUIPMENT, WASHERS, AND FILTERS . . . . .	3.89	100	.83	9 032	2.50	281	2.50	298
35661	PLAIN BEARINGS . . . . .	6.55	140	-	-	4.93	306	4.93	298
35669	POWER TRANSMISSION EQUIPMENT, NEC. . . . .	2.97	225	1.46	12 151	2.55	380	2.55	385
35671	INDUSTRIAL PROCESS FURNACES AND OVENS . . . . .	7.27	65	1.13	56 715	3.72	460	3.72	466
35691	GENERAL MACHINERY AND EQUIPMENT, NEC . . . . .	6.91	92	.37	73 946	4.57	450	4.56	450
35721	TYPEWRITERS AND PARTS . . . . .	10.21	147	**	**	10.11	167	9.21	183
35731	ELECTRONIC DATA PROCESSING MACHINES AND EQUIPMENT . . . . .	24.18	80	1.04	7 613	20.00	345	20.00	345
35741	CALCULATING, ACCOUNTING MACH., INCL. CASH REGISTERS . . . . .	15.00	26	**	**	10.85	160	10.85	160
35761	SCALES AND BALANCES, EXC. LABORATORY . . . . .	3.58	125	**	**	3.51	249	3.51	249
35791	ADDRESSING, DUPLICATING, AND DICTATING MACHINES . . . . .	6.36	124	-	-	6.36	238	6.36	237
35799	OFFICE MACHINES, NEC . . . . .	5.09	68	**	**	4.05	167	3.90	156
35811	AUTOMATIC MERCHANDISING MACHINES (COIN-OPERATED) . . . . .	2.30	360	**	**	2.12	700	2.12	700
35821	COMMERCIAL LAUNDRY EQUIPMENT . . . . .	2.88	1 000	**	**	2.58	2 175	2.58	2 175
35822	COMMERCIAL DRY CLEANING EQUIPMENT . . . . .	2.32	1 960	-	-	2.25	2 085	2.25	2 085
35851	HEAT TRANSFER EQUIPMENT . . . . .	1.57	4 361	1.44	27 615	1.62	1 853	1.62	1 853
35853	COMMERCIAL REFRIGERATION EQUIPMENT . . . . .	2.06	187	1.72	6 470	1.90	344	1.90	344

See footnotes at end of table.



MOTOR CARRIER--CON.

PRIVATE TRUCK

AIR

WATER

PIPELINE

PARCEL DELIVERY

OTHER AND UNKNOWN

NON-ICC

MEDIAN VALUE PER LB. (OOL.)		MEDIAN WEIGHT (LB.)		MEDIAN VALUE PER LB. (OOL.)		MEDIAN WEIGHT (LB.)		MEDIAN VALUE PER LB. (OOL.)		MEDIAN WEIGHT (LB.)		MEDIAN VALUE PER LB. (OOL.)		MEDIAN WEIGHT (LB.)		MEDIAN VALUE PER LB. (OOL.)		MEDIAN WEIGHT (LB.)		TCC CODE
2.21	790	.73	867	8.86	28	-	-	-	-	22.95	6	4.06	10	34812						
**	**	.32	592	**	**	**	**	**	**	1.97	40	-	-	34813						
1.68	150	.81	799	3.95	75	-	-	-	-	12.74	12	-	-	34814						
.74	495	.78	172	-	-	-	-	-	-	1.59	34	-	-	34815						
**	**	.18	10 800	-	-	-	-	-	-	-	-	-	-	34816						
**	**	.21	2 691	**	**	-	-	-	-	5.00	22	-	-	34817						
.69	2 850	.59	2 100	2.00	42	-	-	-	-	2.31	16	**	**	34819						
.42	7 069	.38	7 555	**	**	-	-	-	-	1.31	48	.36	6 508	34912						
1.47	3 470	.78	720	**	**	-	-	-	-	3.75	11	1.60	480	34921						
-	-	.39	9 065	2.61	40	-	-	-	-	8.00	15	**	**	34931						
4.13	180	3.00	533	12.01	28	6.74	1 062	-	-	12.48	10	11.07	38	34941						
.04	344	2.00	774	3.64	82	-	-	-	-	3.57	16	3.98	91	34942						
.67	480	.57	1 363	5.65	80	**	**	-	-	5.31	10	1.14	1 848	34944						
.79	34 692	.79	12 789	3.30	167	-	-	-	-	7.00	25	1.42	4 459	34992						
.21	1 100	.67	792	12.52	66	.04	128 198	-	-	4.56	8	.87	494	34994						
**	**	**	**	-	-	-	-	-	-	-	-	**	**	34996						
**	**	.30	5 410	-	-	-	-	-	-	-	-	**	**	34997						
1.17	463	.94	2 002	8.15	85	-	-	-	-	13.19	10	3.13	35	34999						
19.31	20	6.12	988	35.00	19	-	-	-	-	44.00	6	23.83	155	35112						
-	-	5.10	2 097	7.42	304	-	-	-	-	6.13	31	4.70	316	35195						
1.72	28 263	2.27	3 185	4.79	45	-	-	-	-	8.60	9	2.46	800	35199						
1.53	4 100	1.58	10 458	2.23	11	-	-	-	-	2.00	23	4.13	93	35222						
-	-	2.25	2 614	2.33	2	-	-	-	-	3.00	10	33.75	26	35223						
-	-	1.56	4 496	3.02	25	**	**	-	-	3.00	14	-	-	35225						
**	**	1.14	3 160	-	-	-	-	-	-	-	-	**	**	35227						
-	-	.71	4 500	**	**	-	-	-	-	3.01	4	-	-	35228						
1.02	8 922	.92	3 680	3.00	8	-	-	-	-	3.71	3	5.25	10	35229						
1.18	20 712	1.37	1 300	2.83	205	**	**	-	-	3.00	9	3.25	655	35241						
-	-	1.93	11 233	**	**	-	-	-	-	-	-	-	-	35311						
.40	27 008	1.00	20 460	3.96	120	-	-	-	-	6.66	11	**	**	35313						
**	**	1.64	21 804	5.34	46	-	-	-	-	5.67	9	13.90	45	35314						
-	-	2.52	246	14.99	17	-	-	-	-	14.83	5	5.67	3	35316						
-	-	1.76	9 121	9.00	70	-	-	-	-	15.33	10	**	**	35318						
**	**	1.65	1 100	12.17	27	**	**	-	-	9.71	7	**	**	35319						
-	-	4.96	75	7.66	29	4.42	415	-	-	13.07	13	**	**	35321						
-	-	21.68	19	7.88	47	-	-	-	-	19.54	15	-	-	35322						
-	-	7.33	60	14.29	35	-	-	-	-	14.50	10	-	-	35329						
9.07	175	4.22	363	10.48	71	6.94	3 324	-	-	13.33	8	7.80	26	35331						
14.43	176	7.60	43	14.27	30	-	-	-	-	17.00	6	**	**	35339						
1.85	1 105	1.37	7 162	1.38	44	-	-	-	-	3.17	11	1.85	650	35341						
3.91	107	2.63	934	4.00	100	**	**	-	-	6.65	14	2.57	215	35351						
2.85	112	2.18	1 425	5.07	24	-	-	-	-	7.07	10	**	**	35361						
**	**	1.50	300	6.59	21	-	-	-	-	10.09	15	-	-	35362						
2.03	8 370	1.39	4 993	12.00	15	**	**	-	-	11.13	12	1.66	4 495	35371						
-	-	.53	10 300	**	**	-	-	-	-	-	-	-	-	35373						
5.29	9 250	9.35	25	30.94	6	5.03	41 500	-	-	34.10	5	7.29	23	35412						
1.53	190	3.32	184	24.00	10	**	**	-	-	21.16	7	9.81	38	35421						
3.31	422	5.00	200	24.31	11	**	**	-	-	15.45	6	7.93	10	35441						
39.00	3	23.00	51	28.34	6	**	**	-	-	19.83	5	40.00	1	35451						
.27	67 230	2.46	1 931	16.67	124	**	**	-	-	53.33	15	**	**	35481						
.70	21 778	2.55	2 000	5.72	15	-	-	-	-	7.67	6	4.37	142	35484						
21.00	100	3.92	992	19.00	17	-	-	-	-	14.75	5	3.22	115	35489						
-	-	12.40	3 050	14.35	12	**	**	-	-	15.07	9	-	-	35512						
-	-	5.57	43	**	**	**	**	-	-	23.31	6	**	**	35514						
21.45	5	9.76	111	21.00	11	-	-	-	-	26.33	6	29.32	31	35515						
-	-	11.33	125	17.77	13	**	**	-	-	19.69	4	70.90	15	35519						
**	**	2.76	172	5.00	25	3.45	389	-	-	13.14	6	7.40	140	35522						
2.06	4 000	2.20	1 300	3.55	40	-	-	-	-	15.00	5	**	**	35531						
1.66	313	2.18	1 500	16.67	20	5.89	13 650	-	-	20.00	8	7.15	220	35541						
16.25	68	4.30	300	27.42	19	5.33	1 340	-	-	21.36	5	51.00	6	35552						
-	-	3.06	480	13.40	24	-	-	-	-	12.59	10	3.10	10	35591						
-	-	2.58	211	7.92	46	-	-	-	-	6.88	10	4.52	195	35592						
6.03	420	3.59	100	14.43	30	**	**	-	-	25.50	5	10.13	13	35594						
-	-	1.40	19 000	-	-	-	-	-	-	-	-	**	**	35596						
13.71	64	4.52	696	14.50	20	3.55	2 875	-	-	12.00	5	7.21	25	35599						
7.55	173	3.40	126	20.61	21	**	**	-	-	13.50	9	17.86	33	35611						
.10	7 400	2.52	1 500	20.47	10	2.14	1 813	-	-	19.57	6	23.09	33	35614						
2.00	121	1.81	285	12.53	11	**	**	-	-	8.00	7	**	**	35619						
3.27	508	2.23	829	9.00	40	3.82	1 643	-	-	22.33	5	5.34	11	35621						
3.51	250	2.12	1 417	4.27	100	**	**	-	-	8.77	15	3.44	270	35641						
12.60	21	1.37	380	13.52	32	-	-	-	-	15.46	8	**	**	35642						
6.49	537	3.15	105	17.72	22	-	-	-	-	22.50	11	**	**	35661						
2.91	194	2.33	830	8.83	22	**	**	-	-	9.67	14	1.84	608	35669						
3.79	430	5.92	42	12.59	25	**	**	-	-	15.67	10	18.87	30	35671						
6.67	150	3.75	100	12.00	19	3.67	690	-	-	16.50	4	12.00	140	35691						
10.28	47	7.38	500	15.62	26	-	-	-	-	10.43	46	-	-	35721						
28.11	151	14.07	268	36.28	40	**	**	-	-	37.23	5	25.52	40	35731						
-	-	11.64	185	28.07	32	**	**	-	-	15.33	9	6.50	6	35741						
-	-	1.42	1 560	25.00	25	-	-	-	-	5.87	20	1.02	510	35761						
**	**	14.82	832	10.36	18	-	-	-	-	12.68	13	6.36	730	35791						
6.56	1 110	14.08	487	15.16	13	**	**	-	-	10.54	4	3.56	145	35799						
2.06	725	2.19	528	23.87	21	-	-	-	-	5.79	10	-	-	35811						
-	-	2.84	903	5.46	20	-	-	-	-	11.47	5	**	**	35821						
-	-	2.20	1 600	**	**	-	-	-	-	14.88	5	-	-	35822						
**	**	1.47	8 467	1.77	107	**	**	-	-	4.00	10	6.00	2	35851						
**	**	2.27	107	4.23	25	**	**	-	-	4.10	6	**	**	35853						

TABLE 4. SHIPMENTS BY MANUFACTURING ESTABLISHMENTS--MEDIAN VALUE AND WEIGHT OF COMMODITIES BY HEANS OF TRANSPORT: 1977--CON.

TCC CODE	COMMODITY	ALL MEANS OF TRANSPORT		RAIL		MOTOR CARRIER		TOTAL		ICC	
		MEDIAN VALUE PER LB. (DOL.)	MEDIAN WEIGHT (LB.)	MEDIAN VALUE PER LB. (DOL.)	MEDIAN WEIGHT (LB.)	MEDIAN VALUE PER LB. (DOL.)	MEDIAN WEIGHT (LB.)	MEDIAN VALUE PER LB. (DOL.)	MEDIAN WEIGHT (LB.)	MEDIAN VALUE PER LB. (DOL.)	MEDIAN WEIGHT (LB.)
35854	COMPRESSORS, ALL REFRIGERANTS. . . . .	1.64	765	1.69	21 411	1.75	654	1.75	654	1.75	654
35855	CONDENSING UNITS, ALL REFRIGERANTS. . . . .	1.80	1 398	2.42	4 000	1.72	1 470	1.72	1 470	1.72	1 470
35856	ICE MAKING MACHINERY AND EQUIPMENT. . . . .	4.06	148	-	**	**	**	**	**	**	**
35857	AIR CONDITIONING, COOLING, AND DEHUMIDIFYING EQUIPMENT. . . . .	1.78	2 208	2.68	31 863	1.78	1 982	1.78	1 304	1.78	1 304
35859	REFRIGERATION MACHINERY, NEC. . . . .	4.53	28	-	**	2.22	68	2.22	68	2.22	68
35891	COMMERCIAL COOKING EQUIPMENT. . . . .	3.60	130	**	**	2.90	420	2.89	431	2.89	431
35892	COMMERCIAL AND INDUSTRIAL VACUUM CLEANERS AND PARTS. . . . .	3.62	101	-	**	2.32	234	2.29	235	2.29	235
35899	SERVICE INDUSTRY MACHINES, NEC. . . . .	3.77	126	**	**	2.60	285	2.64	276	2.64	276
35921	CARBURETORS, PISTONS, AND PISTON RINGS. . . . .	5.00	200	4.14	15 904	4.54	495	4.55	495	4.55	495
35993	FLEXIBLE METAL HOSE AND TUBING. . . . .	4.43	50	-	**	2.22	115	2.22	115	2.22	115
35999	MACHINERY AND PARTS, NEC. . . . .	5.59	100	1.08	63 540	3.69	330	3.69	330	3.69	330
36	ELECTRICAL MACHINERY, EQUIPMENT, AND SUPPLIES										
36111	ELECTRICAL METERS AND PARTS: WATT-HOUR, DEHAND, ETC. . . . .	6.09	172	-	-	4.49	276	4.49	276	4.49	276
36112	TEST EQUIPMENT FOR TESTING ELECTRICAL CIRCUITS. . . . .	32.33	20	**	**	10.34	119	10.40	120	10.40	120
36113	INDICATING, RECORDING, AND MEASURING INSTRUMENTS. . . . .	42.50	8	-	-	16.27	42	16.27	42	16.27	42
36121	TRANSFORMERS, FLUORESCENT BALLASTS, AND PARTS. . . . .	1.78	348	3.86	14 250	1.70	516	1.70	516	1.70	516
36129	POWER AND DISTRIBUTION TRANSFORMERS, NEC. . . . .	.96	3 794	1.89	96 000	.94	4 596	.97	4 060	.97	4 060
36131	SWITCHGEAR AND SWITCHBOARD APPARATUS. . . . .	5.30	130	2.17	7 623	3.25	474	3.25	475	3.25	475
36132	CIRCUIT BREAKERS, FUSES, AND FUSE EQUIPMENT. . . . .	8.00	62	2.71	23 525	5.99	176	6.01	176	6.01	176
36211	MOTORS. . . . .	2.05	682	1.60	60 055	2.14	770	2.15	770	2.15	770
36214	PRIME MOVER GENERATOR SETS. . . . .	4.00	100	-	-	3.88	1 003	3.88	1 003	3.88	1 003
36215	MOTOR GENERATOR SETS, ELECTRIC. . . . .	.84	31 762	**	**	.84	24 714	.84	33 352	.84	33 352
36216	PARTS, SUPPLIES FOR MOTORS, GENERATORS, GENERATOR SETS. . . . .	3.10	183	2.56	60 678	3.06	254	3.06	254	3.06	254
36221	INDUSTRIAL CONTROLS AND PARTS. . . . .	8.00	55	**	**	7.14	190	7.12	190	7.12	190
36231	ARC AND RESISTANCE WELDING MACHINES AND ACCESSORIES. . . . .	5.08	78	1.53	25 452	3.52	200	3.63	194	3.63	194
36232	ARC WELDING ELECTRODES. . . . .	1.37	365	**	**	.91	706	.91	706	.91	706
36241	CARBON AND GRAPHITE PRODUCTS, ELECTRICAL APPLICATION. . . . .	4.06	200	.44	109 637	1.34	1 021	1.49	959	1.49	959
36291	CAPACITORS FOR INDUSTRIAL USE (EXCEPT ELECTRONIC). . . . .	3.00	152	-	-	2.89	322	2.86	323	2.86	323
36292	RECTIFYING APPARATUS AND PARTS. . . . .	6.70	215	1.87	461	4.96	325	4.96	325	4.96	325
36299	ELECTRICAL INDUSTRIAL APPARATUS, NEC. . . . .	9.86	53	**	**	5.64	175	5.62	179	5.62	179
36311	HOUSEHOLD RANGES, OVENS, AND PARTS, ALL TYPES. . . . .	1.28	526	1.13	14 181	1.32	389	1.32	381	1.32	381
36321	HOUSEHOLD REFRIGERATORS AND FREEZERS, ALL TYPES. . . . .	1.12	10 575	1.29	17 255	1.11	7 408	1.20	1 489	1.20	1 489
36331	HOUSEHOLD WASHING MACHINES, DRYERS, AND PARTS. . . . .	1.11	10 717	1.08	6 078	1.09	1 760	1.09	1 760	1.09	1 760
36332	OTHER HOUSEHOLD LAUNDRY EQUIPMENT AND PARTS. . . . .	4.00	135	-	-	4.34	258	4.34	258	4.34	258
36341	ELECTRIC FANS. . . . .	1.75	194	1.82	1 678	1.74	299	1.73	300	1.73	300
36343	SMALL ELECTRIC COOKING AND HEATING APPLIANCES. . . . .	2.97	594	3.34	1 872	3.17	586	3.17	586	3.17	586
36346	SMALL HOUSEHOLD ELECT. APPLIANCES, ATTACHMENTS, PARTS. . . . .	2.65	364	3.58	32 035	3.33	320	3.09	296	3.09	296
36347	PERSONAL ELECTRIC APPLIANCES AND PARTS. . . . .	6.23	252	4.58	5 079	6.25	304	6.38	285	6.38	285
36349	ELECTRIC HOUSEWARES, NEC. . . . .	4.92	693	4.92	2 447	4.70	537	4.70	537	4.70	537
36351	HOUSEHOLD VACUUM CLEANERS AND PARTS. . . . .	3.00	434	**	**	3.00	991	3.00	991	3.00	991
36361	SEWING MACHINES AND PARTS. . . . .	23.00	3	**	**	4.25	750	4.25	750	4.25	750
36392	WATER HEATERS, ALL TYPES. . . . .	.63	2 900	.52	17 485	1.18	1 430	1.24	1 371	1.24	1 371
36393	HOUSEHOLD DISHWASHING MACHINES. . . . .	1.56	1 196	1.63	12 604	1.70	445	1.71	396	1.71	396
36399	HOUSEHOLD APPLIANCES, NEC. . . . .	2.38	383	1.03	2 922	2.51	508	2.51	508	2.51	508
36411	ELECTRIC LAMPS (BULBS ONLY). . . . .	5.46	1 006	2.46	19 125	3.19	1 018	3.18	1 020	3.18	1 020
36421	ELECTRIC FIXTURES, RESIDENTIAL, COMMERCIAL, INDUSTRIAL. . . . .	2.00	160	1.26	11 162	1.99	245	2.00	245	2.00	245
36424	VEHICULAR LIGHTING EQUIPMENT, ELECTRICAL. . . . .	3.94	110	1.96	13 070	3.80	214	3.80	214	3.80	214
36425	OUTDOOR LIGHTING EQUIPMENT, ALL TYPES. . . . .	2.28	160	**	**	2.10	256	2.11	252	2.11	252
36429	LIGHTING FIXTURES AND PARTS, NEC. . . . .	4.21	40	1.30	18 598	3.67	105	3.67	105	3.67	105
36432	CONVENIENCE AND POWER OUTLETS AND SOCKETS. . . . .	3.34	135	**	**	3.00	190	3.00	190	3.00	190
36433	SWITCHES. . . . .	12.11	38	**	**	5.18	182	5.22	182	5.22	182
36434	LIGHTNING RODS. . . . .	3.07	228	-	-	2.61	453	2.61	453	2.61	453
36439	CURRENT-CARRYING WIRING DEVICES, NEC. . . . .	3.61	115	1.16	4 805	2.63	315	2.66	291	2.66	291
36441	POLE LINE AND TRANSMISSION HARDWARE. . . . .	.75	1 024	.52	16 951	.84	836	.86	786	.86	786
36442	ELECTRIC CONDUIT AND FITTINGS, INCL. FLEXIBLE CONDUIT. . . . .	1.78	208	2.26	816	1.57	250	1.56	251	1.56	251
36449	NONCURRENT-CARRYING WIRING DEVICES, NEC. . . . .	1.47	295	.64	34 231	1.57	305	1.57	305	1.57	305
36511	HOUSEHOLD AND AUTOMOTIVE RADIOS AND PHONOGRAPHS. . . . .	3.65	169	1.84	12 313	2.78	520	2.79	520	2.79	520
36512	HOUSEHOLD TELEVISION RECEIVERS AND COMBINATIONS. . . . .	3.19	3 488	2.99	19 410	3.61	961	3.62	1 014	3.62	1 014
36521	PHONOGRAPH RECORDS, RECORD BLANKS, PRERECORDED TAPES. . . . .	2.42	110	**	**	1.60	420	1.60	420	1.60	420
36611	TELEPHONE SWITCHING EQUIPMENT. . . . .	12.23	108	2.04	16 556	11.00	380	11.00	372	11.00	372
36612	TELEPHONE AND TELEGRAPH EQUIPMENT. . . . .	16.65	50	3.41	34 631	11.00	289	11.00	289	11.00	289
36621	RADIO AND TV COMMUNICATION EQUIPMENT. . . . .	39.95	19	3.38	232	15.08	154	14.46	155	14.46	155
36711	ELECTRONIC TUBES, EXC. X-RAY TUBES. . . . .	32.00	35	1.36	49 200	24.01	90	26.98	58	26.98	58
36741	SOLID STATE SEMICONDUCTOR DEVICES. . . . .	120.00	4	7.38	1 500	50.00	11	51.00	10	51.00	10
36791	MISC. ELECTRONIC COMPONENTS AND ACCESSORIES. . . . .	25.60	12	22.73	8 387	10.63	130	10.63	130	10.63	130
36911	STORAGE BATTERIES AND PLATES. . . . .	.66	1 616	.61	16 760	.72	1 501	.72	1 498	.72	1 498
36921	PRIMARY BATTERIES, DRY AND WET. . . . .	3.55	4 483	1.56	40 552	3.00	1 115	3.00	1 119	3.00	1 119
36931	X-RAY APPARATUS AND TUBES. . . . .	27.50	15	5.48	157	10.80	153	10.75	155	10.75	155
36941	ELECTRICAL EQUIPMENT FOR INTERNAL COMBUSTION ENGINES. . . . .	3.89	339	1.97	3 366	4.13	434	4.13	434	4.13	434
36999	ELECTRICAL MACHINERY AND SUPPLIES, NEC. . . . .	3.56	104	2.33	22	3.12	259	3.11	267	3.11	267
37	TRANSPORTATION EQUIPMENT										
37111	MOTOR PASSENGER CARS, ASSEMBLED. . . . .	1.46	3 815	1.46	4 001	1.46	3 800	1.44	3 742	1.44	3 742
37112	MOTOR TRUCKS AND TRUCK TRACTORS, ASSEMBLED. . . . .	1.52	6 386	1.35	4 127	1.86	7 700	1.60	5 600	1.60	5 600
37113	MOTOR COACHES, ASSEMBLED. . . . .	2.79	20 480	-	-	3.97	25 000	3.97	25 000	3.97	25 000
37116	MOTOR BUSES AND TRUCKS INCL. FIRE TRUCKS, KNOCKED DOWN. . . . .	1.52	5 954	1.79	5 954	1.74	2 050	1.74	2 050	1.74	2 050
37119	MOTOR VEHICLES INCL. GOLF CARTS, NEC. . . . .	1.07	6 650	-	-	2.93	4 380	2.93	4 380	2.93	4 380
37131	MOTOR TRUCK BODIES. . . . .	.92	2 800	.49	3 000	1.05	2 238	1.05	2 500	1.05	2 500
37132	MOTOR BUS BODIES. . . . .	.36	20 000	.95	4 707	.70	156	.70	156	.70	156
37143	MOTOR VEHICLE GEAR FRAMES. . . . .	.43	40 500	.42	43 380	.50	21 447	.50	21 447	.50	21 447
37144	MOTOR CAR INTERNAL COMBUSTION ENGINES AND PARTS. . . . .	1.18	4 506	.89	50 610	1.38	2 753	1.40	2 635	1.40	2 635
37145	MOTOR VEHICLE BRAKES AND PARTS. . . . .	1.32	2 796	1.31	48 976	1.45	3 180	1.46	3 120	1.46	3 120
37146	MOTOR VEHICLE STEERING GEARS AND PARTS. . . . .	1.26	5 343	1.11	73 423	1.26	5 181	1.26	5 148	1.26	5 148
37147	MOTOR VEHICLE BODY PARTS. . . . .	1.10	780	.40	33 781	1.64	266	1.66	255	1.66	255
37148	MOTOR VEHICLE WHEELS AND PARTS. . . . .	.51	6 678	.31	73 169	.41	13 490	.41	13 490	.41	13 490
37149	MOTOR VEHICLE ACCESSORIES AND PARTS, NEC. . . . .	1.73	1 012	1.05	59 011	1.81	1 120	1.82	1 094	1.82	1 094
37151	TRUCK TRAILERS. . . . .	.86	11 000	1.46	18 820	1.12	1 770	1.12	1 566	1.12	1 566
37211	COMPLETE MILITARY AIRCRAFT. . . . .	49.40	34	-	-	30.00	541	31.85	796	31.85	796

See footnotes at end of table.



MOTOR CARRIER--CON.

PRIVATE TRUCK AIR WATER PIPELINE PARCEL DELIVERY OTHER AND UNKNOWN

NON-ICC

MOTOR CARRIER--CON.		PRIVATE TRUCK		AIR		WATER		PIPELINE		PARCEL DELIVERY		OTHER AND UNKNOWN		TCC CODE
MEQIAN VALUE PER LB. (OOL.)	MEQIAN WEIGHT (LB.)	MEQIAN VALUE PER LB. (OOL.)	MEQIAN WEIGHT (LB.)	MEQIAN VALUE PER LB. (OOL.)	MEQIAN WEIGHT (LB.)	MEQIAN VALUE PER LB. (OOL.)	MEQIAN WEIGHT (LB.)	MEQIAN VALUE PER LB. (OOL.)	MEQIAN WEIGHT (LB.)	MEQIAN VALUE PER LB. (OOL.)	MEQIAN WEIGHT (LB.)	MEQIAN VALUE PER LB. (OOL.)	MEQIAN WEIGHT (LB.)	
-	-	1.23	3 555	3.93	183	-	-	-	-	3.13	15	10.16	72	35854
-	-	1.41	2 951	**	**	-	-	-	-	3.84	7	**	**	35855
-	-	**	**	**	**	-	-	-	-	**	**	**	**	35856
1.08	34 048	1.66	5 641	2.00	123	-	-	-	-	7.33	11	3.10	1 116	35857
-	-	5.00	80	15.67	5	-	-	-	-	13.75	2	-	-	35859
4.65	110	2.90	50	7.58	17	-	-	-	-	5.41	10	1.92	615	35891
**	**	2.25	836	43.50	5	-	-	-	-	7.31	10	2.65	155	35892
1.16	10 750	1.91	370	9.00	27	**	**	-	-	7.83	8	3.88	107	35899
**	**	4.99	150	4.84	141	-	-	-	-	9.00	8	4.45	12	35921
-	-	**	**	-	-	**	**	-	-	9.88	7	-	-	35993
2.08	100	3.50	225	17.78	23	**	**	-	-	13.43	6	44.50	6	35999
-	-	6.14	188	14.86	15	-	-	-	-	10.50	14	-	-	36
8.27	95	32.29	10	83.33	13	-	-	-	-	52.50	6	11.76	27	36111
-	-	29.03	17	52.08	22	-	-	-	-	58.00	4	8.58	19	36112
**	**	1.08	2 950	6.25	30	-	-	-	-	4.00	18	**	**	36121
.86	5 555	.85	3 542	12.54	32	-	-	-	-	4.53	12	**	**	36129
2.78	129	2.90	545	12.58	25	**	**	-	-	17.42	7	4.00	115	36131
3.82	115	4.67	133	11.16	43	**	**	-	-	14.75	10	8.78	82	36132
1.50	1 000	1.50	4 000	3.58	61	-	-	-	-	6.74	16	**	**	36211
-	-	4.00	1 552	5.82	41	-	-	-	-	7.84	7	-	-	36214
1.82	7 185	.84	40 041	127.00	7	**	**	-	-	25.00	7	**	**	36215
-	-	1.06	24 275	9.17	34	-	-	-	-	13.32	8	3.35	158	36216
13.07	425	4.03	490	22.50	12	-	-	-	-	12.57	7	10.88	93	36221
1.27	820	2.16	273	26.81	16	**	**	-	-	12.50	8	7.87	152	36231
1.33	994	2.11	60	3.63	152	.50	43 003	-	-	8.32	20	1.89	609	36232
.70	37 920	.72	13 906	30.50	32	.10	2 750 580	-	-	21.00	6	**	**	36241
**	**	2.82	450	2.93	74	-	-	-	-	5.72	12	-	-	36291
-	-	14.07	261	14.16	93	-	-	-	-	20.86	8	**	**	36292
12.20	5	10.60	65	23.00	31	-	-	-	-	12.93	15	18.77	34	36299
1.34	3 908	1.08	3 036	10.73	92	**	**	-	-	3.00	14	**	**	36311
.93	10 366	1.00	6 028	-	-	-	-	-	-	**	**	**	**	36321
-	-	.92	5 184	-	-	-	-	-	-	5.03	8	-	-	36331
-	-	.99	962	7.23	213	-	-	-	-	4.00	12	-	-	36332
**	**	1.75	224	-	-	-	-	-	-	1.82	28	-	-	36341
2.61	567	1.47	14 170	3.09	555	-	-	-	-	3.67	11	**	**	36343
3.58	502	1.32	12 914	3.58	30	-	-	-	-	3.20	10	-	-	36346
4.58	860	4.58	4 093	6.00	100	**	**	-	-	7.38	34	-	-	36347
-	-	2.95	1 743	4.92	112	-	-	-	-	5.50	18	**	**	36349
**	**	2.60	2 207	3.00	40	-	-	-	-	3.30	21	2.63	504	36351
-	-	16.67	14	20.84	110	-	-	-	-	31.25	2	107.00	1	36361
.65	9 010	.50	2 175	**	**	-	-	-	-	10.93	22	2.67	901	36392
.51	6 300	1.36	1 833	1.20	92	-	-	-	-	1.59	24	**	**	36393
**	**	1.14	1 604	10.19	100	-	-	-	-	3.27	25	-	-	36399
**	**	8.57	8 960	36.00	40	-	-	-	-	10.40	8	76.17	175	36411
1.28	257	1.13	600	2.92	46	1.59	1 989	-	-	3.00	15	3.10	105	36421
-	-	3.43	753	29.00	15	-	-	-	-	34.00	4	**	**	36424
.40	2 962	.90	1 265	4.25	21	-	-	-	-	4.68	14	**	**	36425
2.69	206	4.23	20	25.70	8	-	-	-	-	11.59	7	5.01	187	36429
**	**	2.59	208	25.00	6	-	-	-	-	8.83	7	-	-	36432
-	-	1.34	3 593	19.55	23	-	-	-	-	24.20	7	2.00	1	36433
2.38	780	3.19	2 948	3.40	55	-	-	-	-	5.17	23	3.15	809	36434
.66	1 280	2.00	150	10.99	37	**	**	-	-	12.00	13	2.11	251	36439
**	**	.58	820	4.35	63	-	-	-	-	5.19	20	-	-	36441
**	**	1.04	4 548	2.49	595	-	-	-	-	3.34	19	-	-	36442
-	-	1.02	16 631	10.16	34	-	-	-	-	2.70	37	-	-	36449
2.66	729	2.15	1 950	9.22	95	3.45	3 904	-	-	7.93	20	1.52	371	36511
3.52	736	3.18	3 313	**	**	-	-	-	-	6.12	28	-	-	36512
-	-	5.10	114	4.17	64	-	-	-	-	3.44	12	3.19	72	36521
**	**	9.86	600	14.25	20	**	**	-	-	27.50	7	27.49	5	36611
-	-	7.15	730	22.88	34	**	**	-	-	19.05	7	15.15	88	36612
34.93	100	15.30	53	77.06	16	**	**	-	-	55.56	5	144.25	5	36621
1.80	28 065	2.17	1 326	171.18	19	**	**	-	-	41.00	20	1.59	2 940	36711
38.39	51	68.00	4	167.75	5	**	**	-	-	138.00	2	165.50	3	36741
14.28	135	9.84	123	48.75	7	4.73	27 959	-	-	45.18	4	75.00	7	36791
.48	4 883	.55	2 170	8.50	10	**	**	-	-	12.03	16	3.00	9	36911
**	**	2.11	330	15.54	94	33.25	1 113	-	-	14.00	15	**	**	36921
11.46	69	25.72	15	40.00	25	-	-	-	-	30.83	3	28.00	4	36931
-	-	2.56	220	4.08	108	**	**	-	-	16.91	9	6.55	555	36941
**	**	2.48	145	10.60	11	-	-	-	-	15.75	5	**	**	36999
2.63	4 000	1.52	3 800	-	-	**	**	-	-	-	-	1.45	7 510	37111
2.00	14 657	.88	16 100	-	-	-	-	-	-	-	-	2.01	14 189	37112
-	-	1.37	5 000	-	-	-	-	-	-	-	-	2.82	21 028	37113
-	-	1.44	7 900	.30	23	-	-	-	-	-	-	.59	14 000	37116
-	-	.56	6 775	-	-	-	-	-	-	**	**	-	-	37119
**	**	1.01	1 200	3.10	21	**	**	-	-	5.14	6	.82	2 800	37131
-	-	3.67	40	-	-	-	-	-	-	5.00	10	.28	22 000	37132
-	-	**	**	**	**	-	-	-	-	-	-	-	-	37143
.70	10 103	.91	19 440	2.87	120	-	-	-	-	4.28	14	1.66	629	37144
.87	25 531	1.02	5 363	2.75	57	-	-	-	-	5.33	19	1.40	95	37145
**	**	.88	17 680	1.79	480	-	-	-	-	14.67	5	**	**	37146
**	**	.80	1 350	1.97	65	-	-	-	-	5.85	8	**	**	37147
-	-	.90	1 348	.29	12 842	-	-	-	-	1.10	46	.20	25	37148
.84	12 345	1.07	2 509	2.52	138	**	**	-	-	4.25	10	3.11	507	37149
1.41	16 800	.75	11 244	2.81	110	-	-	-	-	3.50	10	-	-	37151
**	**	91.29	90	50.00	8	-	-	-	-	107.15	6	45.72	13 767	37211



TABLE 4. SHIPMENTS BY MANUFACTURING ESTABLISHMENTS--MEDIAN VALUE AND WEIGHT OF COMMODITIES BY MEANS OF TRANSPORT: 1977--CON.

TCC CODE	COMMODITY	ALL MEANS OF TRANSPORT		RAIL		MOTOR CARRIER		TOTAL	ICC
		MEDIAN VALUE PER LB. (DOL.)	MEDIAN WEIGHT (LB.)	MEDIAN VALUE PER LB. (DOL.)	MEDIAN WEIGHT (LB.)	MEDIAN VALUE PER LB. (DOL.)	MEDIAN WEIGHT (LB.)		
37213	COMPLETE COMMERCIAL TRANSPORT AIRCRAFT . . . . .	45.43	15	12.31	6 766	16.50	74	16.50	74
37221	AIRCRAFT ENGINES AND PARTS . . . . .	53.50	36	-	-	46.52	126	46.52	128
37222	MISSILE AND SPACE VEHICLE ENGINES AND PARTS . . . . .	21.30	30	6.20	49 155	10.00	356	10.00	363
37231	AIRCRAFT PROPELLERS AND PROPELLER PARTS . . . . .	19.65	20	-	-	11.90	93	11.94	93
37299	AIRCRAFT PARTS AND EQUIPMENT, NEC . . . . .	45.78	15	24.17	4 457	31.67	99	31.21	100
37321	INBOARD MOTOR BOATS . . . . .	2.67	2 000	.18	73 590	2.01	596	2.00	590
37322	OUTBOARD MOTOR BOATS . . . . .	2.02	1 600	-	-	1.85	4 775	1.85	4 775
37323	NONPROPELLED SHIPS (BARGES AND DREDGES) . . . . .	3.20	7 000	4.70	7 000	5.25	350	5.36	300
37329	SHIPS, BOATS, AND PARTS, NEC . . . . .	3.32	150	**	**	2.40	876	2.40	832
37413	PARTS FOR LOCOMOTIVES, ALL TYPES . . . . .	1.25	950	1.31	288	1.19	1 100	1.19	1 100
37421	PASSENGER TRAIN CARS . . . . .	3.21	697 671	3.20	698 970	12.18	170	11.09	260
37422	FREIGHT TRAIN CARS . . . . .	.50	50 000	.50	50 000	.45	10 536	.45	10 536
37428	PARTS FOR RAILROAD AND STREET CARS, EXC. WHEELS . . . . .	1.25	483	.26	87 240	.93	780	.93	720
37511	MOTOR-CYCLES, -BIKES, -SCOOTERS; BODIES, SIDECARS . . . . .	2.31	19 315	2.58	28 230	2.11	19 290	2.11	19 290
37512	BICYCLES . . . . .	1.43	900	1.41	19 595	1.44	720	1.44	720
37513	PARTS AND ACCESSORIES, MOTORCYCLE AND BICYCLE . . . . .	1.14	260	-	-	1.87	237	1.84	228
37691	GUIDED MISSILE AND SPACE VEHICLE PARTS, NEC . . . . .	17.66	24	**	**	7.67	262	9.13	273
37911	TRAILER COACHES, HOUSING TYPE . . . . .	.75	13 000	-	-	1.57	17 000	.57	17 900
37912	TRAVEL TRAILERS AND CAMPERS . . . . .	1.21	3 800	-	-	1.19	3 935	1.20	3 941
37993	HAND CARTS, WAGONS, AND PARTS . . . . .	.98	672	-	-	.92	845	.92	845
37999	TRANSPORTATION EQUIPMENT AND PARTS, NEC . . . . .	1.00	450	1.80	11 068	1.02	568	1.02	596
38	INSTRUMENTS, PHOTO. AND MEDICAL GOODS, WATCHES, CLOCKS								
38111	AIRCRAFT FLIGHT AND NAUTICAL INSTRUMENTS . . . . .	164.85	5	**	**	80.50	29	90.88	30
38112	SURVEYING AND DRAFTING INSTRUMENTS . . . . .	333.33	4	-	-	952.24	6	952.24	6
38113	LABORATORY AND SCIENTIFIC INSTRUMENTS, LAB. FURNITURE . . . . .	31.00	32	**	**	16.26	190	16.65	188
38119	ENGINEERING INSTRUMENTS, NEC . . . . .	38.25	6	**	**	10.48	222	11.35	221
38212	GAS, WATER, OTHER LIQUID METERS AND RECORDING DEVICES . . . . .	5.48	120	4.69	515	4.78	240	4.73	242
38213	WEATHER MEASURING INSTRUMENTS AND GAGES . . . . .	7.79	139	-	-	5.93	175	5.93	175
38219	MECHANICAL MEASURING INSTRUMENTS, NEC . . . . .	22.50	23	25.70	84	15.28	120	15.28	120
38221	AUTOMATIC TEMPERATURE CONTROLS . . . . .	8.13	108	5.55	533	7.00	230	7.00	230
38311	OPTICAL INSTRUMENTS AND LENSES . . . . .	34.16	9	-	-	24.42	94	24.42	94
38411	SURGICAL, MEDICAL INSTRUMENTS, AND APPARATUS . . . . .	8.89	60	3.35	1 315	4.92	303	4.88	314
38412	HOSPITAL, DENTAL, AND OPTICIANS' FURNITURE . . . . .	3.67	127	**	**	2.67	330	2.67	330
38421	DENTHOPEDIC, PROSTHETIC, SURGICAL APPL., SUPPLIES . . . . .	7.35	36	5.86	1 006	3.28	277	3.29	280
38431	DENTAL EQUIPMENT AND SUPPLIES . . . . .	19.22	4	**	**	2.19	170	2.19	170
38511	OPHTHALMIC AND OPTICIANS' GOODS . . . . .	16.68	3	**	**	12.08	65	12.04	63
38612	PHOTOGRAPHIC DEVELOPING EQUIPMENT . . . . .	10.00	76	23.17	29 997	7.73	955	7.74	955
38613	STILL AND MOTION PICTURE EQUIPMENT AND FILM MAGAZINES . . . . .	10.00	37	52.65	44 278	4.44	562	4.44	562
38615	PHOTOGRAPHIC SENSITIZED FILM, PLATES, PAPER, AND CLOTH . . . . .	6.30	168	5.28	7 933	5.72	300	5.72	312
38618	PREPARED PHOTOGRAPHIC CHEMICALS . . . . .	1.08	520	1.26	150	1.05	968	1.05	1 639
38619	PHOTOGRAPH EQUIPMENT AND SUPPLIES, NEC . . . . .	11.98	40	-	-	3.52	124	3.52	124
38711	WATCHES, CLOCKS, CLOCKWORK OPERATED DEVICES, PARTS . . . . .	17.96	10	3.20	48	3.67	209	3.67	201
39	MISCELLANEOUS PRODUCTS OF MANUFACTURING								
39111	JEWELRY, PRECIOUS METAL; JEWELERS' FINDINGS, MAT. . . . .	67.00	2	-	-	18.52	89	18.52	89
39141	SILVERWARE, PLATED WARE, AND STAINLESS STEEL WARE . . . . .	6.90	12	-	-	3.56	151	3.56	151
39311	PIANOS . . . . .	1.90	1 350	-	-	2.05	580	2.15	500
39312	ORGANS . . . . .	5.09	360	5.03	856	5.09	303	5.13	303
39313	PIANO AND ORGAN PARTS . . . . .	2.16	325	-	-	2.18	913	2.18	913
39319	MUSICAL INSTRUMENTS, ACCESSORIES AND PARTS . . . . .	7.02	40	**	**	5.34	97	4.95	124
39411	GAMES AND TOYS . . . . .	1.91	220	1.40	15 595	1.90	244	1.90	247
39421	DOLLS AND STUFFED TOY ANIMALS . . . . .	2.86	125	2.07	42	2.85	240	2.85	240
39491	FISHING TACKLE, EQUIPMENT AND PARTS . . . . .	7.20	74	-	-	4.56	209	4.21	209
39493	BOWLING ALLEYS, BALLS, AND SUPPLIES . . . . .	1.84	264	-	-	1.71	833	1.71	850
39494	GOLF CLUBS, BALLS, AND EQUIPMENT . . . . .	5.57	40	-	-	5.33	151	5.36	150
39496	BASEBALL, FOOTBALL, BASKETBALL, TENNIS EQUIP., ETC. . . . .	3.20	124	2.20	211	2.97	204	3.01	217
39497	PLAYGROUND AND GYMNASIUM EQUIPMENT . . . . .	1.13	200	.55	11 300	1.01	243	.98	260
39499	SPORTING AND ATHLETIC GOODS, NEC . . . . .	5.41	80	4.59	321	2.06	302	1.99	320
39511	PENS AND PARTS . . . . .	9.42	23	-	-	7.00	128	7.00	128
39521	PENCILS AND CRAYONS . . . . .	2.66	230	**	**	2.45	388	2.45	388
39522	ARTISTS' MATERIALS . . . . .	1.50	420	1.98	7 096	1.14	412	1.12	408
39531	MARKING DEVICES . . . . .	4.87	23	-	-	3.01	86	3.01	86
39551	CARBON AND STENCIL PAPER AND INKED RIBBONS . . . . .	2.90	129	-	-	2.07	330	2.07	333
39611	COSTUME JEWELRY AND NOVELTIES . . . . .	21.03	10	13.69	1 002	18.00	105	18.00	105
39621	FEATHERS, PLUMES, ARTIFICIAL FLOWERS, AND FRUITS . . . . .	1.85	116	**	**	1.72	172	1.72	172
39631	BUTTONS AND PARTS . . . . .	3.60	30	4.21	75	3.52	138	3.52	138
39641	ZIPPERS AND SLIDE FASTENERS . . . . .	4.08	139	**	**	3.93	241	4.08	225
39642	NEEDLES, PINS, HOOKS, AND EYES . . . . .	3.42	103	**	**	2.93	276	2.92	276
39911	BROOMS AND BRUSHES . . . . .	2.50	131	4.22	1 189	2.15	241	2.14	243
39921	LINOLEUM AND OTHER HARD SURFACE FLOOR COVERINGS . . . . .	.90	5 040	.81	15 838	.90	5 944	.90	5 944
39931	LUMINOUS TUBING AND BULB SIGNS . . . . .	3.16	385	-	-	1.91	470	2.11	454
39932	NONELECTRIC ADVERTISING SIGNS AND DISPLAYS . . . . .	2.13	100	.88	7 020	1.18	375	1.05	350
39934	NONELECTRIC ROAD AND TRAFFIC SIGNS . . . . .	1.04	62	-	-	.90	129	.90	129
39941	MORTICIANS' GOODS . . . . .	1.03	640	.19	42 000	1.08	8 120	1.12	8 050
39961	MATCHES . . . . .	.51	1 040	1.13	1 385	.46	1 020	.46	1 040
39991	CHEMICAL FIRE EXTINGUISHING EQUIPMENT AND PARTS . . . . .	6.69	227	-	-	5.15	459	5.15	459
39992	COIN-OPERATED AMUSEMENT AND SERVICE MACHINES . . . . .	4.54	1 020	-	-	4.56	1 095	4.56	1 095
39993	BEAUTY AND BARBER SHOP FURNITURE AND EQUIPMENT . . . . .	5.50	43	**	**	1.95	304	1.95	304
39995	TOBACCO PIPES AND CIGARETTE HOLDERS . . . . .	3.70	44	-	-	3.35	44	3.35	44
39999	MISCELLANEOUS MANUFACTURED PRODUCTS, NEC . . . . .	2.29	89	2.37	1 613	1.67	327	1.69	325

Note: Data in this table include only shipments represented by bills of lading and sales invoices. Summary records which do not show individual weights of shipments are not included.

- Represents zero. \*\*Insufficient observations to provide reliable data on median unit-value and median weight. NEC Not elsewhere classified.

MOTOR CARRIER--CON.

PRIVATE TRUCK AIR WATER PIPELINE PARCEL DELIVERY OTHER AND UNKNOWN

NON-ICC

MEDIAN VALUE PER LB. (DOL.)	MEDIAN WEIGHT (LB.)	MEDIAN VALUE PER LB. (DOL.)	MEDIAN WEIGHT (LB.)	MEDIAN VALUE PER LB. (DOL.)	MEDIAN WEIGHT (LB.)	MEDIAN VALUE PER LB. (DOL.)	MEDIAN WEIGHT (LB.)	MEDIAN VALUE PER LB. (DOL.)	MEDIAN WEIGHT (LB.)	MEDIAN VALUE PER LB. (DOL.)	MEDIAN WEIGHT (LB.)	MEDIAN VALUE PER LB. (DOL.)	MEDIAN WEIGHT (LB.)	TCC CODE
-	-	32.92	13	25.43	9	**	**	-	-	38.29	3	98.83	1 968	37213
57.50	90	24.82	40	81.78	35	-	-	-	-	49.33	5	79.00	3	37221
**	**	12.00	12	72.92	12	-	-	-	-	54.00	3	57.65	2	37222
**	**	9.17	171	25.00	14	-	-	-	-	59.00	7	**	**	37231
51.70	57	23.59	40	50.00	11	**	**	-	-	66.67	4	68.00	7	37299
**	**	2.53	4 500	22.38	48	4.87	3 740	-	-	8.00	5	2.79	17	37321
**	**	2.03	1 600	-	-	-	-	-	-	2.56	5	1.90	2 400	37322
4.72	1 745	**	**	14.33	17	**	**	-	-	-	-	.24	4 000	37323
**	**	2.80	304	8.05	56	**	**	-	-	4.93	6	2.94	63	37329
-	-	**	**	**	**	-	-	-	-	4.79	35	-	-	37413
**	**	.19	13 058	-	-	-	-	-	-	-	-	4.00	60 000	37421
.79	10 692	1.88	500	10.88	19	-	-	-	-	-	-	1.41	160 000	37422
-	-	**	**	-	-	-	-	-	-	10.60	14	**	**	37428
**	**	1.41	1 599	**	**	-	-	-	-	-	-	-	-	37511
**	**	.32	11 383	6.57	93	**	**	-	-	1.38	45	1.45	765	37512
3.30	122	7.25	38	25.00	9	-	-	-	-	5.34	10	-	-	37513
1.41	7 720	.64	15 000	**	**	-	-	-	-	27.82	3	3.17	79	37691
1.11	3 766	1.21	3 840	-	-	-	-	-	-	4.58	9	1.57	10 000	37911
.89	500	1.17	1 100	**	**	-	-	-	-	2.79	10	1.26	5 410	37912
-	-	.89	1 000	**	**	-	-	-	-	**	**	-	-	37993
-	-	-	-	-	-	-	-	-	-	1.93	19	1.30	2 700	37999
**	**	146.05	10	196.30	5	-	-	-	-	155.00	3	275.00	6	38
-	-	-	-	337.52	4	-	-	-	-	230.17	4	**	**	38111
5.40	1 020	23.00	175	54.31	49	**	**	-	-	40.00	3	28.64	34	38113
**	**	38.25	15	54.00	13	-	-	-	-	35.77	3	60.09	5	38119
16.95	35	2.96	383	28.26	21	**	**	-	-	15.75	14	2.33	33 477	38212
-	-	-	-	11.20	86	-	-	-	-	14.42	42	-	-	38213
15.86	153	19.07	19	37.32	19	-	-	-	-	27.00	5	13.68	74	38219
**	**	6.13	1 500	8.86	40	-	-	-	-	14.41	9	5.55	150	38221
-	-	46.04	20	54.88	13	-	-	-	-	31.27	5	71.31	28	38311
7.13	165	10.46	72	34.40	9	3.00	27 125	-	-	23.20	5	6.67	7	38411
-	-	2.40	451	11.73	75	1.61	900	-	-	12.50	3	26.70	20	38412
2.80	141	2.21	746	95.00	3	**	**	-	-	23.00	4	57.63	6	38421
**	**	7.92	35	45.00	1	-	-	-	-	22.00	3	31.00	1	38431
**	**	65.00	4	21.88	3	-	-	-	-	17.05	3	21.00	1	38511
**	**	3.00	160	15.50	16	5.61	1 091	-	-	11.00	5	10.67	170	38612
-	-	19.84	411	34.31	26	-	-	-	-	11.51	12	-	-	38613
8.02	38	5.00	1 280	24.91	68	-	-	-	-	6.72	20	7.68	41	38615
1.08	88	2.98	19 591	6.50	36	1.98	12 960	-	-	2.00	35	7.39	6 370	38618
-	-	14.24	17	51.42	42	**	**	-	-	9.24	18	.39	130	38619
3.62	1 676	4.65	126	25.00	24	-	-	-	-	28.57	5	27.50	1	38711
-	-	69.00	3	121.00	2	-	-	-	-	51.00	2	173.50	1	39111
-	-	2.79	1 005	7.92	25	2.48	190	-	-	9.83	7	10.97	10	39141
1.74	23 069	1.83	2 526	-	-	3.05	1 103	-	-	-	-	-	-	39311
3.36	14 928	5.37	500	4.74	807	**	**	-	-	5.20	8	**	**	39312
-	-	1.59	647	4.84	173	-	-	-	-	16.00	7	-	-	39313
6.48	20	9.43	290	9.00	114	**	**	-	-	11.07	13	**	**	39319
2.53	148	1.65	1 119	12.69	15	1.41	918	-	-	2.86	18	2.52	141	39411
4.91	37	2.09	1 025	6.38	37	2.56	1 107	-	-	9.35	16	2.45	93	39421
10.13	241	2.86	57	**	**	**	**	-	-	9.60	24	-	-	39491
**	**	1.84	455	-	-	-	-	-	-	4.12	8	**	**	39493
**	**	4.67	12	17.20	49	-	-	-	-	7.94	11	3.28	759	39494
2.65	105	1.85	150	2.29	81	-	-	-	-	17.50	11	-	-	39497
1.76	124	1.02	276	-	-	-	-	-	-	2.13	15	1.18	157	39499
4.86	98	2.00	215	12.05	120	**	**	-	-	10.98	10	5.79	30	39499
**	**	10.00	10	31.00	28	-	-	-	-	9.79	7	4.00	625	39511
-	-	2.04	996	29.67	141	-	-	-	-	5.87	15	-	-	39521
**	**	3.51	840	2.66	166	-	-	-	-	4.01	32	-	-	39522
-	-	5.82	5	26.72	24	-	-	-	-	7.00	7	10.00	1	39531
3.44	314	.92	224	5.80	64	**	**	-	-	8.72	12	3.00	250	39551
-	-	16.04	89	33.69	21	**	**	-	-	24.00	4	20.54	23	39611
1.45	142	1.58	146	**	**	-	-	-	-	4.00	22	-	-	39621
-	-	2.28	214	4.84	64	-	-	-	-	4.50	6	**	**	39631
2.19	5 397	4.09	66	3.08	86	**	**	-	-	4.42	14	**	**	39641
**	**	3.16	105	3.37	100	**	**	-	-	6.87	11	3.66	130	39642
4.62	129	1.35	169	5.10	144	**	**	-	-	5.26	21	2.31	305	39911
**	**	.90	5 040	**	**	-	-	-	-	**	**	-	-	39921
.21	3 200	3.80	250	6.08	175	-	-	-	-	4.00	45	**	**	39931
2.09	2 590	3.96	120	4.00	117	-	-	-	-	4.12	10	4.33	5	39932
-	-	.05	1 400	-	-	-	-	-	-	1.43	21	-	-	39934
**	**	1.05	490	-	-	-	-	-	-	**	**	**	**	39941
**	**	.32	2 320	**	**	-	-	-	-	1.50	50	-	-	39951
-	-	5.55	110	13.34	46	-	-	-	-	**	**	-	-	39991
-	-	**	**	4.19	415	-	-	-	-	-	-	-	-	39992
-	-	1.27	2 880	**	**	-	-	-	-	7.59	17	-	-	39993
-	-	**	**	**	**	-	-	-	-	5.36	54	5.82	279	39995
**	**	2.34	72	10.58	15	1.92	1 227	-	-	4.65	15	5.00	4	39999



TABLE 5. SHIPMENTS BY MANUFACTURING ESTABLISHMENTS--COMMODITIES BY STATE OF DESTINATION: 1977

TONS (THOUSANDS) SHIPPED BY STATE OF DESTINATION

TCC CODE	COMMOOITY	TOTAL TONS SHIPPED (THOU- SANDS)	NEW ENGLAND					MIDDLE ATLANTIC				
			MAINE	NEW HAMPSHIRE	VER- MONT	MASSA- CHU- SETTS	RHODE ISLAND	CON- NECT- ICUT	NEW YORK	NEW JERSEY	PENN- SYL- VANIA	
	ALL COMMODITIES. . . . .	3 311 992	23 203	5 360	1 965	34 563	3 993	26 125	139 478	81 985	149 412	
20	FOOD AND KINOREO PRODUCTS. . . . .	426 587	1 330	600	593	7 065	765	3 453	31 777	11 771	17 476	
201	MEAT: FRESH, CHILLED, FROZEN . . . . .	42 728	1 111	79	35	1 186	156	180	2 712	1 342	1 946	
2011	MEAT, FRESH AND CHILLED. . . . .	16 753	9	71	26	517	34	74	1 436	652	719	
20111	CARCASSES (WHOLE, PARTS), FRESH . . . . .	8 392	1	68	(Z)	110	27	51	979	423	313	
20119	MEAT, FRESH AND CHILLED, NEC . . . . .	8 360	8	3	26	407	7	23	457	229	407	
2012	MEAT, FRESH-FROZEN . . . . .	1 253	5	3	2	24	3	7	54	41	27	
20121	CARCASSES (WHOLE, PARTS), FRESH-FROZEN . . . . .	57	-	-	2	-	-	-	4	-	10	
20129	MEAT, FRESH-FROZEN, NEC . . . . .	1 195	5	3	-	24	3	7	50	41	17	
2013	MEAT PRODUCTS. . . . .	8 847	5	3	4	100	38	58	282	266	386	
20131	LARD . . . . .	821	1	(Z)	-	16	-	3	15	9	1	
20132	MEATS AND SAUSAGE: COOKEO, CUREO, ORIED. . . . .	5 893	3	2	3	57	38	9	187	183	280	
20133	SAUSAGE, FRESH . . . . .	741	(Z)	(Z)	1	(Z)	-	24	23	44	50	
20134	CANNED MEAT. . . . .	979	(Z)	(Z)	-	13	(Z)	21	49	29	47	
20139	MEAT PRODUCTS, NEC . . . . .	414	-	-	-	14	-	(Z)	8	(Z)	8	
2014	ANIMAL BYPRODUCTS: INEDIBLE. . . . .	9 067	985	-	-	33	-	22	388	80	411	
20141	HIGES, PELTS, AND SKINS, NOT TANNEO. . . . .	972	-	-	-	16	-	-	35	-	(Z)	
20143	GREASE AND INEDIBLE TALLOW . . . . .	3 949	985	-	-	303	-	3	244	22	173	
20144	ANIMAL REFUSE, TANKAGE, HEAT MEAL, DRIED BLOOD, ETC. . . . .	3 417	-	-	-	13	-	20	102	50	111	
20149	ANIMAL BYPRODUCTS, INEDIBLE, NEC . . . . .	729	-	-	-	-	-	-	7	7	126	
2015	DRESSED POULTRY AND SMALL GAME: FRESH, CHILLED . . . . .	4 614	34	-	-	89	18	14	226	172	371	
20151	DRESSED POULTRY AND SMALL GAME: FRESH, CHILLED . . . . .	4 445	34	-	-	89	18	14	226	172	371	
20158	POULTRY AND SMALL GAME BYPRODUCTS: FRESH, CHILLED . . . . .	169	-	-	-	-	-	-	-	-	-	
2016	DRESSED POULTRY AND SMALL GAME, FRESH-FROZEN . . . . .	1 797	2	2	-	24	2	9	118	80	104	
20161	DRESSED POULTRY AND SMALL GAME, FRESH-FROZEN . . . . .	1 637	2	2	-	24	2	9	98	80	104	
20168	POULTRY AND SMALL GAME BYPRODUCTS, FRESH-FROZEN . . . . .	160	-	(Z)	-	(Z)	-	-	20	-	-	
2017	PROCESSED POULTRY, SMALL GAME, AND EGGS. . . . .	723	2	1	(Z)	2	-	5	30	59	28	
20171	CANNED POULTRY AND SMALL GAME. . . . .	357	2	1	(Z)	1	-	1	21	46	12	
20172	EGGS: CANNED, DRIED, FROZEN, LIQUID. . . . .	366	-	-	-	(Z)	-	3	10	13	17	
202	DAIRY PRODUCTS . . . . .	44 372	159	70	30	528	102	653	3 483	1 129	1 167	
20211	CREAMERY BUTTER * . . . . .	602	1	1	-	8	1	1	22	12	18	
2023	CONDENSED, EVAPORATED, AND DRY MILK. . . . .	3 373	-	-	-	49	1	3	108	126	247	
20231	DRY MILK PRODUCTS. . . . .	1 595	-	-	-	24	1	2	55	49	117	
20233	EVAPORATED AND CONDENSED MILK PRODUCTS . . . . .	772	-	-	-	23	-	-	39	46	119	
20234	ICE CREAM MIX, ICE MILK MIX. . . . .	1 006	-	-	-	2	-	-	14	31	10	
20241	ICE CREAM AND RELATED FROZEN DESSERTS * . . . . .	2 709	29	10	11	91	2	38	201	87	180	
2025	CHEESE AND SPECIAL DAIRY PRODUCTS. . . . .	6 256	14	10	2	66	2	26	206	136	271	
20251	CHEESE . . . . .	2 638	14	10	2	64	2	20	111	135	183	
20252	COTTAGE CHEESE . . . . .	918	-	-	-	1	-	2	42	-	11	
20259	SPECIAL DAIRY PRODUCTS, NEC. . . . .	2 698	-	-	-	2	(Z)	4	53	(Z)	77	
2026	PROCESSED WHOLE MILK, SKIM MILK, CREAM, ETC. . . . .	35 780	(Z)	(Z)	-	458	266	1 724	3 736	951	299	
20261	BULK FLUID MILK, SKIM MILK, CREAM. . . . .	11 249	(Z)	(Z)	-	24	5	7	207	143	235	
20262	PACKAGED (GLASS, PAPER) FLUID MILK, SKIM MILK, CREAM . . . . .	22 719	-	-	-	434	257	1 717	3 487	709	60	
20264	BUTTERMILK, CHOCOLATE MILK, FLAVORED MILK DRINKS . . . . .	1 812	-	-	-	(Z)	4	1	82	99	4	
203	CANNED AND PRESERVED FRUITS, VEGETABLES, SEAFOODS. . . . .	36 828	128	35	25	906	46	280	2 454	2 038	2 492	
2031	CANNED AND CURED SEAFOODS. . . . .	573	1	(Z)	(Z)	24	2	10	91	24	16	
20311	CANNED FISH AND OTHER SEAFOODS, INCL. SOUPS. . . . .	555	1	(Z)	(Z)	22	2	10	84	24	15	
20314	SMOKED, SALTED, PICKLED, AND DRIED SEAFOODS. . . . .	18	-	-	-	1	(Z)	(Z)	6	(Z)	(Z)	
2032	CANNED SPECIALTIES . . . . .	4 843	49	16	3	131	16	44	306	173	267	
20321	CANNED BABY FOODS. . . . .	720	6	-	(Z)	17	4	17	61	36	53	
20322	CANNED SOUPS, EXC. FROZEN AND SEAFOOD SOUPS. . . . .	1 548	7	9	-	53	6	16	94	29	74	
20323	CANNED BEAN SPECIALTIES. . . . .	1 723	32	4	3	27	3	4	71	43	85	
20329	CANNED SPECIALTIES, NEC. . . . .	853	4	3	-	34	3	7	79	64	56	
2033	CANNED FRUITS, VEGETABLES, JAMS, JELLIES, PRESERVES. . . . .	16 008	7	6	5	269	24	60	1 158	1 029	435	
20331	CANNED FRUITS. . . . .	4 042	(Z)	-	1	116	(Z)	4	340	322	81	
20332	CANNED VEGETABLES. . . . .	4 617	1	1	1	70	1	25	94	129	163	
20333	CANNED HOMINY AND MUSHROOMS. . . . .	191	-	-	-	-	-	-	15	8	3	
20334	CANNED FRUIT JUICES. . . . .	3 578	5	3	-	34	22	12	372	275	115	
20335	CANNED VEGETABLE JUICES. . . . .	701	-	-	-	-	-	-	62	63	(Z)	
20336	CATSUP AND OTHER TOMATO SAUCES . . . . .	2 237	1	1	3	11	(Z)	10	170	178	53	
20338	JAMS, JELLIES, AND PRESERVES . . . . .	524	-	-	(Z)	6	(Z)	8	91	54	20	
2034	DRIED AND DEHYDRATED FRUITS, VEGETABLES, SOUPS . . . . .	1 025	7	(Z)	-	17	1	11	48	74	27	
20341	ORIED AND DEHYDRATED FRUITS. . . . .	473	1	-	-	12	-	7	9	58	13	
20342	DRIED AND DEHYDRATED VEGETABLES AND SOUPS. . . . .	243	(Z)	(Z)	-	3	(Z)	2	14	10	8	
20343	DRIED AND DEHYDRATED POTATOES AND PRODUCTS, EXC. CHIPS . . . . .	310	6	-	-	3	1	1	25	6	7	
2035	PICKLES, SAUCES, SEASONINGS, AND SALAD DRESSINGS. . . . .	3 889	4	1	(Z)	58	3	20	194	190	148	
20352	PICKLES AND OTHER PICKLE PRODUCTS . . . . .	1 951	1	1	(Z)	37	1	4	135	57	79	
20354	SALAD DRESSINGS, MAYONNAISE, AND SANDWICH SPREADS. . . . .	1 599	3	-	(Z)	19	1	16	51	94	60	
20359	SAUCES AND SEASONINGS, NEC . . . . .	339	(Z)	(Z)	(Z)	2	1	(Z)	8	39	10	
2036	FRESH AND FROZEN PACKAGED FISH AND OTHER SEAFOODS. . . . .	2 340	11	(Z)	(Z)	112	1	20	33	46	1 154	
20361	FROZEN PROCESSED (PACKAGED) FISH AND OTHER SEAFOODS. . . . .	2 175	5	(Z)	(Z)	102	1	20	19	26	1 146	
20362	FRESH PROCESSED (PACKAGED) FISH AND OTHER SEAFOODS. . . . .	164	6	-	-	10	-	-	14	21	8	
2037	FROZEN FRUITS, FRUIT JUICES, AND VEGETABLES. . . . .	6 053	26	9	1	197	5	97	456	350	342	
20371	FROZEN FRUITS. . . . .	1 194	(Z)	-	-	15	(Z)	(Z)	16	7	29	
20372	FROZEN JUICES AND ADES . . . . .	1 866	8	4	(Z)	130	-	6	155	149	171	
20373	FROZEN VEGETABLES. . . . .	3 566	18	3	1	48	5	78	282	190	134	
20379	FROZEN FRUITS, JUICES, AND VEGETABLES, NEC . . . . .	428	-	3	-	4	-	12	2	4	7	
2038	FROZEN SPECIALTIES . . . . .	2 773	5	4	16	51	5	30	157	61	118	
20381	FROZEN PREPARED FOODS AND SOUPS, EXC. SEAFOODS . . . . .	1 885	4	2	1	36	5	24	103	48	86	
20389	FROZEN SPECIALTIES, NEC. . . . .	888	1	2	15	15	-	5	54	13	32	
204	GRAIN MILL PRODUCTS. . . . .	109 538	171	95	339	910	90	819	3 683	2 939	3 565	
2041	FLOUR AND OTHER GRAIN MILL PRODUCTS. . . . .	22 426	61	30	249	267	33	377	1 538	1 483	981	
20411	WHEAT FLOUR. . . . .	13 085	30	7	5	242	33	182	820	1 264	728	
20412	WHEAT BRAN, HIODLINGS, AND SHORTS. . . . .	4 513	-	-	99	18	(Z)	39	380	77	83	
20413	CORNMEAL AND FLOUR . . . . .	2 239	-	-	-	-	-	9	44	136	95	
20414	RYE FLOUR AND MEAL . . . . .	133	-	-	-	1	(Z)	3	8	-	3	
20418	GRAIN MILL BYPRODUCTS. . . . .	1 450	30	-	145	-	-	4	261	-	37	
20419	FLOUR AND OTHER GRAIN MILL PRODUCTS, NEC . . . . .	984	-	22	-	6	-	137	22	5	32	
2042	PREPARED FEED: ANIMAL, FISH, AND POULTRY . . . . .	65 059	13	18	15	248	19	102	515	356	2 543	
20421	PREPARED FEED: ANIMAL, FISH, AND POULTRY . . . . .	62 352	12	17	13	166	3	46	355	233	2 390	
20423	CANNED FEED: ANIMAL, FISH, AND POULTRY . . . . .	2 707	1	1	2	81	16	56	161	123	152	
2043	CEREAL PREPARATIONS. . . . .	1 845	3	1	4	62	14	27	108	84	110	
20431	COOKED CEREALS: FLAKED, GRANULATED, ETC. . . . .	1 492	3	1	4	26	14	21	85	74	90	
20432	CEREALS, UNCOOKED. . . . .	353	(Z)	(Z)	-	36	(Z)	6	24	10	20	
2044	RICE, MILLED, FLOUR AND MEAL . . . . .	6 808	-	-	11	97	-	8	505	329	101	
20441	RICE, CLEANED. . . . .	4 730	-	-	11	97	-	8	477	309	98	
20442	RICE FLOUR, BRAN AND MEAL. . . . .	586	-	-	-	-	-	-	-	-	1	
20443	BREWERS RICE . . . . .	400	-	-	-	-	-	-	-	15	2	
20449	MILLED RICE AND BYPRODUCTS, NEC. . . . .	1 092	-	-	-	-	(Z)	-	27	6	(Z)	



TONS (THOUSANDS) SHIPPED BY STATE OF DESTINATION--CON.

EAST NORTH CENTRAL						WEST NORTH CENTRAL						SOUTH ATLANTIC				TCC CODE
OHIO	INDIANA	ILLI-NOIS	MICH-IGAN	WISCON-SIN	MINNE-SOTA	IOWA	HISSOU-RI	NORTH OAKOTA	SOUTH OAKOTA	NEBRAS-KA	KANSAS	DELA-WARE	MARY-LAND	DISTRICT OF COLUMBIA	VIRGIN-TA	TCC CODE
171 201	94 685	177 611	125 064	63 408	56 175	46 062	72 009	8 114	5 946	17 586	39 821	9 462	48 938	3 733	47 947	ALL
17 441	11 889	29 477	13 364	10 414	10 285	9 893	10 555	1 043	1 176	5 223	5 724	1 189	7 414	904	6 070	20
2 290	785	2 957	1 471	1 511	713	838	825	393	77	589	1 046	158	624	76	688	201
783	170	1 113	760	638	225	166	224	342	62	263	770	6	199	7	195	2011
67	34	492	237	215	121	16	81	329	38	238	690	6	77	1	39	20111
716	135	621	522	423	104	149	144	13	24	25	81	-	123	6	156	20119
51	13	161	19	54	15	25	21	38	-	9	28	-	76	6	17	2012
22	-	2	-	-	-	-	-	-	-	-	-	-	(Z)	(Z)	(Z)	20121
30	13	159	19	54	15	25	21	38	-	9	28	-	36	5	17	20129
514	175	526	331	276	148	223	115	10	11	122	89	14	177	17	211	2013
29	107	185	14	21	10	9	15	2	-	4	44	-	11	-	3	20131
436	54	220	252	153	92	64	89	7	9	116	32	14	102	13	197	20132
27	1	3	59	6	(Z)	1	3	-	-	1	1	-	47	4	9	20133
20	11	99	3	89	26	12	3	(Z)	2	2	12	-	13	(Z)	2	20134
1	1	18	2	8	20	137	6	-	-	-	(Z)	-	5	(Z)	(Z)	20139
535	314	721	120	453	228	308	203	(Z)	7	161	138	60	67	-	6	2014
7	8	16	17	153	88	3	4	-	-	-	-	(Z)	-	-	-	20141
415	145	128	50	110	-	55	133	-	-	22	18	2	18	-	1	20143
113	161	309	52	118	140	238	64	-	7	130	120	48	42	-	5	20144
(Z)	-	268	(Z)	71	(Z)	12	3	(Z)	-	9	-	-	8	-	-	20149
230	63	293	121	157	116	79	20	43	-	21	5	68	120	35	272	2015
230	63	293	121	157	115	79	20	43	-	20	5	68	120	35	199	20151
223	70	47	40	20	65	48	109	1	(Z)	19	36	6	18	3	20	2016
223	70	41	40	19	59	45	109	1	(Z)	19	36	6	18	3	20	20161
(Z)	(Z)	6	-	6	-	3	-	-	-	-	-	-	-	-	-	20168
12	12	94	9	33	11	33	7	(Z)	(Z)	52	11	4	21	2	20	2017
8	12	17	4	2	4	9	7	(Z)	(Z)	52	11	4	15	2	19	20171
4	-	77	5	31	7	24	(Z)	-	-	-	-	-	6	-	(Z)	20172
1 795	255	1 798	3 646	1 653	3 060	1 422	462	49	3	40	933	211	966	50	1 048	202
40	8	46	34	106	39	10	6	24	-	3	4	-	(Z)	7	25	2023
165	50	321	67	183	341	66	60	22	-	21	83	16	50	7	11	20231
71	30	218	26	137	68	61	17	3	-	9	56	15	26	7	-	20233
71	20	103	41	18	91	5	19	-	-	12	6	-	22	-	-	20234
23	-	-	(Z)	28	182	-	24	19	-	-	21	1	2	-	15	20234
175	10	284	75	50	3	123	41	4	-	1	12	10	69	14	80	20241
139	35	333	1 923	561	228	13	253	4	3	8	42	14	85	33	61	2025
70	24	172	46	557	211	11	71	3	3	8	38	2	47	33	44	20251
32	3	1	40	3	-	-	5	-	-	-	3	(Z)	5	-	17	20252
37	8	160	1 837	1	17	2	176	1	-	-	-	12	33	-	-	20259
1 770	153	849	2 552	1 118	2 760	1 385	126	-	-	-	585	193	762	-	774	2026
448	134	392	293	594	2 760	8	107	-	-	-	251	29	102	-	7	20261
1 296	16	449	2 162	489	-	1 377	18	-	-	-	332	130	638	-	721	20262
1 25	3	8	97	35	-	-	1	-	-	-	2	34	23	-	45	20264
1 257	571	2 313	1 239	1 699	574	626	783	127	36	238	751	89	650	39	454	203
29	2	15	2	6	8	5	4	1	1	2	1	-	6	(Z)	5	2031
29	2	15	2	6	8	5	4	1	1	2	1	-	6	-	5	20311
(Z)	(Z)	(Z)	(Z)	(Z)	1	-	(Z)	-	-	-	-	-	-	(Z)	-	20314
317	95	215	201	485	81	86	135	16	10	53	52	2	56	13	84	2032
73	9	55	33	14	10	21	19	-	(Z)	22	14	-	9	-	3	20321
67	11	78	72	45	46	30	63	9	4	25	18	-	21	7	14	20322
127	54	27	415	4	20	16	38	-	(Z)	1	11	2	13	6	61	20323
50	21	25	11	21	15	38	7	5	5	8	(Z)	6	12	1	6	20329
352	182	1 193	493	1 582	272	126	183	34	7	68	474	6	230	15	165	2033
57	22	569	181	21	61	32	89	3	5	15	332	-	29	2	44	20331
132	73	297	107	1 386	106	8	33	2	1	2	115	3	58	3	47	20332
3	1	2	(Z)	-	1	7	-	-	-	-	2	-	2	-	2	20333
66	28	153	58	16	19	6	22	7	-	7	(Z)	-	43	11	46	20334
33	19	32	7	70	23	(Z)	1	-	-	10	-	-	(Z)	(Z)	(Z)	20335
40	28	112	106	78	49	76	25	19	(Z)	32	3	-	53	(Z)	(Z)	20336
16	11	25	12	7	10	3	4	2	1	2	(Z)	4	31	-	5	20338
35	9	132	47	8	13	1	26	1	(Z)	3	13	(Z)	13	(Z)	4	2034
18	4	57	30	(Z)	5	(Z)	10	1	-	2	9	-	8	-	(Z)	20341
10	1	47	10	5	1	(Z)	4	(Z)	(Z)	(Z)	(Z)	(Z)	3	(Z)	1	20342
7	4	28	7	3	7	1	12	(Z)	-	(Z)	4	-	2	(Z)	2	20343
116	84	313	62	97	125	103	108	8	5	6	29	9	103	(Z)	30	2035
52	71	149	45	84	112	95	58	8	4	3	13	9	18	(Z)	13	20352
41	7	151	10	12	12	4	34	-	1	1	12	-	27	-	17	20354
23	6	13	6	1	2	5	16	1	1	1	4	(Z)	58	(Z)	(Z)	20359
67	13	38	38	13	8	43	91	3	1	4	25	6	21	3	19	2036
63	10	38	37	12	7	42	89	3	1	4	8	5	13	2	17	20361
4	3	(Z)	2	1	1	1	2	(Z)	(Z)	(Z)	17	1	8	1	3	20362
178	74	320	305	63	80	205	108	14	7	21	148	32	104	7	71	2037
12	2	17	(Z)	1	(Z)	-	2	1	-	-	10	1	(Z)	(Z)	(Z)	20371
30	24	131	54	20	30	22	21	7	-	1	26	21	50	5	20	20372
136	48	172	249	42	51	182	85	6	7	20	111	10	54	2	50	20373
1	127	134	123	103	98	39	70	21	9	83	30	26	102	3	58	2038
101	59	82	98	55	52	26	51	9	7	48	25	25	86	3	41	20381
33	68	52	24	49	45	13	19	11	2	35	5	1	17	-	16	20389
3 605	1 775	6 126	1 823	2 189	1 901	3 148	4 234	59	749	3 054	1 213	223	1 652	24	1 180	204
719	368	2 166	687	484	449	319	954	12	-	535	383	50	115	(Z)	518	2041
557	251	1 045	317	111	141	28	275	(Z)	-	32	167	(Z)	92	-	296	20411
103	20	406	114	19	140	221	415	-	-	463	208	17	-	-	61	20412
37	58	322	238	306	25	38	22	-	-	25	1	33	(Z)	(Z)	90	20413
-	-	5	-	5	-	-	-</									

TABLE 5. SHIPMENTS BY MANUFACTURING ESTABLISHMENTS--COMMODITIES BY STATE OF DESTINATION: 1977--CON.

TCC CODE	COMMODITY	TDNS (THOUSANDS) SHIPPED BY STATE OF DESTINATION--CON.										
		SOUTH ATLANTIC--CON.					EAST SOUTH CENTRAL					WSC
		WEST VIR- GINIA	NORTH CARO- LINA	SOUTH CARD- LINA	GEORGIA	FLORIDA	KEN- TUCKY	TEN- NESSEE	ALA- BAHA	MISSIS- SIPPI	ARKAN- SAS	
	ALL COMMODITIES. . . . .	28 640	64 194	34 192	75 443	116 433	46 337	60 092	61 566	29 953	30 159	
20	FOOD AND KINDRED PRODUCTS. . . . .	2 235	10 917	6 508	19 587	15 837	4 845	12 227	5 810	3 006	8 218	
201	MEAT: FRESH, CHILLED, FROZEN. . . . .	139	1 032	291	1 130	1 587	267	891	707	174	407	
2011	MEAT, FRESH AND CHILLED. . . . .	15	402	98	409	701	130	456	146	48	100	
20111	CARCASSES (WHOLE, PARTS), FRESH. . . . .	11	106	55	177	125	6	175	29	12	58	
20112	MEAT, FRESH AND CHILLED, NEC. . . . .	4	296	43	232	576	124	281	117	36	42	
2012	MEAT, FRESH-FROZEN. . . . .	7	32	5	33	76	6	17	8	29	1	
20121	CARCASSES (WHOLE, PARTS), FRESH-FROZEN. . . . .	7	-	-	-	1	3	4	-	-	-	
20129	MEAT, FRESH-FROZEN, NEC. . . . .	(2)	32	5	33	74	4	13	8	29	1	
2013	MEAT PRODUCTS. . . . .	101	340	124	203	472	81	218	63	28	57	
20131	LARD. . . . .	5	2	5	10	2	16	30	(2)	(2)	14	
20132	MEATS AND SAUSAGE: COOKED, CURED, ORIED. . . . .	34	263	107	125	422	56	142	34	25	28	
20133	SAUSAGE, FRESH. . . . .	(2)	26	6	3	28	4	7	13	(2)	11	
20134	CANNED MEAT. . . . .	62	49	6	62	8	5	39	15	3	3	
20139	MEAT PRODUCTS, NEC. . . . .	(2)	(2)	(2)	3	12	(2)	-	-	(2)	(2)	
2014	ANIMAL BYPRODUCTS, INEDIBLE. . . . .	-	229	26	128	50	-	93	235	35	7	
20141	HIDES, PELTS, AND SKINS, NOT TANNED. . . . .	-	-	-	(2)	-	-	-	-	-	3	
20143	GREASE AND INEDIBLE TALLOW. . . . .	-	101	15	25	50	-	26	54	6	1	
20144	ANIMAL REFUSE, TANKAGE, MEAT MEAL, DRIED BLOOD, ETC. . . . .	-	105	11	104	(2)	-	67	181	4	4	
20149	ANIMAL BYPRODUCTS, INEDIBLE, NEC. . . . .	-	22	-	(2)	-	-	-	-	25	(2)	
2015	POULTRY AND SMALL GAME: FRESH, CHILLED. . . . .	25	159	58	167	185	56	84	371	11	83	
20151	DRESSED POULTRY AND SMALL GAME: FRESH, CHILLED. . . . .	25	116	54	167	185	56	81	343	11	70	
20158	POULTRY AND SMALL GAME BYPRODUCTS: FRESH, CHILLED. . . . .	-	42	4	-	-	-	3	28	(2)	13	
2016	POULTRY AND SMALL GAME, FRESH-FROZEN. . . . .	(2)	2	61	156	4	10	7	4	4	85	
20161	POULTRY AND SMALL GAME, FRESH-FROZEN. . . . .	(2)	1	2	29	82	4	10	7	4	85	
20168	POULTRY AND SMALL GAME BYPRODUCTS: FRESH-FROZEN. . . . .	-	1	-	32	74	-	-	-	-	-	
2017	PROCESSED POULTRY, SMALL GAME, AND EGGS. . . . .	(2)	10	3	14	36	4	13	16	3D	9	
20171	CANNED POULTRY AND SMALL GAME. . . . .	-	2	-	6	4	7	9	7	(2)	8	
20172	EGGS: CANNED, DRIED, FROZEN, LIQUID. . . . .	(2)	8	3	9	30	(2)	6	4	30	(2)	
202	DAIRY PRODUCTS. . . . .	140	648	35	1 042	1 781	1 025	457	842	296	1 105	
2021	CREAMERY BUTTER. . . . .	1	4	1	3	9	1	2	4	3	2	
2023	CONDENSED, EVAPORATED, AND DRY MILK. . . . .	49	3	1	138	101	14	213	36	3	4	
20231	DRY MILK PRODUCTS. . . . .	9	2	(2)	119	63	4	68	2	2	3	
20233	EVAPORATED AND CONDENSED MILK PRODUCTS. . . . .	7	-	-	16	11	3	(2)	-	-	(2)	
20234	ICE CREAM MIX, ICE MILK MIX. . . . .	32	1	1	3	27	7	145	33	(2)	1	
20241	ICE CREAM AND RELATED FROZEN DESSERTS. . . . .	5	37	11	38	58	1	9	42	47	6	
2025	CHEESE AND SPECIAL DAIRY PRODUCTS. . . . .	7	59	18	100	113	106	33	23	5	22	
20251	CHEESE. . . . .	5	41	18	81	79	7	27	22	5	5	
20252	COTTAGE CHEESE. . . . .	2	12	-	14	31	55	(2)	-	-	2	
20259	SPECIAL DAIRY PRODUCTS, NEC. . . . .	-	5	-	4	3	44	6	2	1	15	
2026	PROCESSED WHOLE MILK, SKIM MILK, CREAM, ETC. . . . .	98	527	(2)	792	1 634	1 006	96	1 077	-	1 198	
20261	BULK FLUID MILK, SKIM MILK, CREAM. . . . .	-	41	-	4	760	283	49	33	-	765	
20262	PACKAGED (GLASS, PAPER) FLUID MILK, SKIM MILK, CREAM. . . . .	63	442	(2)	634	835	668	44	924	-	373	
20264	BUTTERMILK, CHOCOLATE MILK, FLAVORED MILK DRINKS. . . . .	35	44	(2)	155	39	55	3	121	-	60	
203	CANNED AND PRESERVED FRUITS, VEGETABLES, SEAFOODS. . . . .	92	553	319	768	1 962	282	727	277	152	122	
2031	CANNED AND CURED SEAFOODS. . . . .	(2)	6	2	3	34	2	4	7	2	1	
20311	CANNED FISH AND OTHER SEAFOODS, INCL. SOUPS. . . . .	(2)	6	2	2	33	2	4	7	2	1	
20314	SMOKED, SALTED, PICKLED, AND DRIED SEAFOODS. . . . .	-	-	-	1	2	-	-	-	-	(2)	
2032	CANNED SPECIALTIES. . . . .	12	144	57	110	153	64	94	60	8	20	
20321	CANNED BABY FOODS. . . . .	3	20	4	2	11	1	3	1	1	7	
20322	CANNED SDUPS, EXC. FROZEN AND SEAFOOD SDUPS. . . . .	(2)	8	14	23	68	18	34	31	4	11	
20323	CANNED BEAN SPECIALTIES. . . . .	7	103	34	67	45	30	41	16	1	1	
20329	CANNED SPECIALTIES, NEC. . . . .	2	13	6	18	29	15	16	12	3	(2)	
2033	CANNED FRUITS, VEGETABLES, JAMS, JELLIES, PRESERVES. . . . .	27	217	134	298	816	58	351	77	80	21	
20331	CANNED FRUITS. . . . .	19	49	22	37	167	9	96	4	23	6	
20332	CANNED VEGETABLES. . . . .	(2)	62	40	117	149	7	171	3	7	4	
20333	CANNED MUSHROOMS AND MUSHROOMS. . . . .	(2)	3	2	5	3	1	10	2	(2)	(2)	
20334	CANNED FRUIT JUICES. . . . .	6	95	39	63	253	34	33	23	18	8	
20335	CANNED VEGETABLE JUICES. . . . .	(2)	2	-	(2)	23	2	1	-	-	-	
20336	CATSUP AND OTHER TOMATO SAUCES. . . . .	1	23	61	140	1	17	18	30	1	1	
20338	JAMS, JELLIES, AND PRESERVES. . . . .	1	5	8	16	8	4	24	8	1	1	
2034	DRIED AND DEHYDRATED FRUITS, VEGETABLES, SOUPS. . . . .	(2)	19	5	8	40	3	45	8	1	9	
20341	DRIED AND DEHYDRATED FRUITS. . . . .	(2)	12	1	3	25	(2)	32	7	-	8	
20342	DRIED AND DEHYDRATED VEGETABLES AND SOUPS. . . . .	(2)	4	4	4	5	2	(2)	(2)	(2)	(2)	
20343	DRIED AND DEHYDRATED POTATOES AND PRODUCTS, EXC. CHIPS. . . . .	(2)	2	(2)	2	10	1	13	1	1	1	
2035	PICKLES, SAUCES, SEASONINGS, AND SALAD DRESSINGS. . . . .	28	42	31	65	171	29	130	50	17	9	
20352	PICKLES AND OTHER PICKLED PRODUCTS. . . . .	2	30	18	34	68	15	76	21	4	2	
20354	SALAD DRESSINGS, MAYONNAISE, AND SANDWICH SPREADS. . . . .	25	10	11	29	97	12	50	28	12	3	
20359	SAUCES AND SEASONINGS, NEC. . . . .	2	2	2	3	6	3	4	2	1	4	
2036	FRESH AND FROZEN PACKAGED FISH AND OTHER SEAFOODS. . . . .	(2)	13	13	27	36	6	8	6	7	2	
20361	FROZEN PROCESSED (PACKAGED) FISH AND OTHER SEAFOODS. . . . .	(2)	12	5	19	17	5	8	5	5	2	
20362	FRESH PROCESSED (PACKAGED) FISH AND OTHER SEAFOODS. . . . .	(2)	(2)	8	8	19	(2)	-	1	1	-	
2037	FROZEN FRUITS, FRUIT JUICES, AND VEGETABLES. . . . .	15	73	49	179	667	56	68	46	29	24	
20371	FROZEN FRUITS. . . . .	-	15	1	20	1	1	2	1	1	-	
20372	FROZEN JUICES AND ADES. . . . .	-	25	9	55	180	13	16	20	14	5	
20373	FROZEN VEGETABLES. . . . .	15	47	26	86	110	43	50	23	14	19	
20379	FROZEN FRUITS, JUICES, AND VEGETABLES, NEC. . . . .	-	(2)	-	37	356	-	(2)	(2)	(2)	-	
2038	FROZEN SPECIALTIES. . . . .	8	33	34	45	92	32	48	33	5	39	
20381	FROZEN PREPARED FOODS AND SOUPS, EXC. SEAFOODS. . . . .	7	28	22	33	65	27	18	29	4	35	
20389	FROZEN SPECIALTIES, NEC. . . . .	1	5	12	12	26	5	30	5	1	4	
204	GRAIN MILL PRODUCTS. . . . .	632	3 816	4 647	11 919	2 246	828	4 123	1 452	1 352	3 464	
2041	FLOUR AND OTHER GRAIN MILL PRODUCTS. . . . .	46	564	104	210	508	69	716	415	242	268	
20411	WHEAT FLOUR. . . . .	35	473	87	88	250	1	525	198	140	242	
20412	WHEAT BRAN, MIDDLINGS, AND SHORTS. . . . .	9	30	-	24	(2)	40	77	38	48	21	
20413	CORNMEAL AND FLOUR. . . . .	3	62	14	87	55	26	34	111	43	5	
20414	RYE FLOUR AND MEAL. . . . .	-	-	-	-	-	-	-	-	-	-	
20418	GRAIN MILL BYPRODUCTS. . . . .	-	-	-	-	114	-	24	-	-	-	
20419	FLOUR AND OTHER GRAIN MILL PRODUCTS, NEC. . . . .	-	(2)	3	11	90	2	47	67	11	1	
2042	PREPARED FEED: ANIMAL, FISH, AND POULTRY. . . . .	452	2 968	4 293	11 173	1 142	381	2 856	522	509	2 864	
20421	PREPARED FEED: ANIMAL, FISH, AND POULTRY. . . . .	443	2 941	4 281	11 134	995	374	2 803	515	504	2 857	
20423	CANNED FEED: ANIMAL, FISH, AND POULTRY. . . . .	9	27	12	39	147	7	53	7	4	6	
2043	CEREAL PREPARATIONS. . . . .	9	8	17	35	42	10	100	29	3	3	
20431	COOKED CEREALS: FLAKEO, GRANULATED, ETC. . . . .	7	8	4	34	26	9	78	22	3	2	
20432	CEREALS, UNCOOKED. . . . .	2	(2)	14	1	15	(2)	22	7	-	1	
2044	RICE, MILLED, FLOUR AND MEAL. . . . .	(2)	135	34	87	175	61	188	65	26	421	
20441	RICE, CLEANED. . . . .	-	76	31	77	165	-	84	48	17	31	
20442	RICE FLOUR, BRAN AND MEAL. . . . .	-	56	-	(2)	1	-	19	1	(2)	57	
20443	BREWERS RICE. . . . .	-	-	-	4	-	-	-	-	-	4	
20449	MILLED RICE AND BYPRODUCTS, NEC. . . . .	(2)	3	2	5	8	61	85	16	9	328	



TONS (THOUSANDS) SHIPPED BY STATE OF DESTINATION--CON.

WEST SOUTH CENTRAL--CON.

MOUNTAIN

PACIFIC

TCC CODE

LOUISIANA	OKLAHOMA	TEXAS	MON-TANA	IDAHO	WYO-MING	COLO-RADO	NEW MEXICO	ARI-ZONA	UTAH	NEVADA	WASH-INGTON	OREGON	CALI-FORNIA	ALASKA	HAWAII	DESTI-NATION UNKNOWN	TCC CODE	
184 431	48 597	315 747	27 920	13 719	8 807	30 749	15 930	24 450	15 233	3 975	89 748	70 637	328 946	16 948	13 248	102 053	ALL	
10 813	4 295	25 863	1 521	1 665	584	3 950	3 244	2 532	2 273	423	4 950	3 675	42 594	71	1 073	10 976	20	
526	319	2 647	30	49	1	1 161	93	391	94	3	458	296	4 939	15	280	1 011	201	
192	135	857	5	13	1	821	64	86	26	1	155	41	2 161	5	209	14	2011	
92	54	444	(Z)	11	-	680	6	42	-	1	(Z)	6	1 438	-	197	14	20111	
100	81	413	5	2	1	141	58	44	26	-	155	35	723	5	11	4	20119	
29	5	132	1	-	-	12	3	-	-	-	(Z)	(Z)	188	-	6	4	2012	
-	-	-	-	-	-	-	-	-	-	-	-	-	-	-	-	-	1	20121
29	5	132	1	-	-	12	3	6	-	-	(Z)	(Z)	188	-	-	2	20129	
111	87	1 067	18	17	-	119	1	142	43	1	139	130	1 053	10	(Z)	122	2013	
6	-	61	(Z)	(Z)	-	1	-	1	(Z)	-	2	13	68	-	-	83	20131	
71	14	847	13	6	-	86	1	110	35	1	120	108	622	10	(Z)	(Z)	20132	
(Z)	29	28	1	-	-	12	-	13	3	-	4	1	222	(Z)	-	27	20133	
23	(Z)	80	2	1	-	18	-	9	1	-	10	8	109	(Z)	-	12	20134	
10	44	51	2	10	-	3	-	10	4	(Z)	4	(Z)	30	-	-	(Z)	20139	
122	38	350	5	-	-	115	-	127	3	-	5	5	1 068	-	-	887	2014	
92	12	37	-	-	-	105	-	99	-	-	5	5	60	-	-	401	20141	
30	18	48	-	-	-	10	-	28	3	-	-	-	319	-	-	275	20143	
-	-	91	-	-	-	-	-	-	-	-	-	-	70	-	-	212	20144	
65	43	176	1	7	-	60	18	41	26	(Z)	80	30	239	-	-	61	2015	
65	43	173	1	7	-	60	18	41	26	(Z)	80	30	239	-	-	61	20151	
-	-	4	-	-	-	-	-	-	-	-	-	-	-	-	-	-	20158	
15	2	57	2	12	-	8	1	2	1	-	37	27	232	-	4	-	2016	
15	2	53	2	12	-	8	1	2	1	-	37	27	222	-	4	-	20161	
-	(Z)	4	-	-	-	-	-	-	-	-	-	(Z)	11	-	-	-	20168	
5	5	36	(Z)	-	-	7	(Z)	(Z)	(Z)	-	1	(Z)	77	-	(Z)	7	2017	
(Z)	2	12	(Z)	-	-	2	-	(Z)	(Z)	-	1	(Z)	42	-	(Z)	-	20171	
5	3	23	-	-	-	6	(Z)	-	-	-	-	-	35	-	-	7	20172	
671	137	1 830	6	825	43	595	413	22	801	1	212	205	3 954	(Z)	(Z)	2 571	202	
15	4	30	-	(Z)	-	23	(Z)	-	7	-	18	5	70	-	-	15	20211	
78	7	56	(Z)	1	-	22	8	19	26	(Z)	19	25	294	-	-	245	2023	
5	2	12	(Z)	-	-	5	(Z)	-	26	(Z)	13	12	152	-	-	92	20231	
4	-	14	-	-	-	15	-	-	-	-	5	-	58	-	-	4	20233	
69	5	30	-	1	-	3	8	19	-	-	1	14	84	-	-	149	20234	
32	9	97	-	18	1	1	58	-	52	(Z)	23	1	410	-	-	154	20241	
31	15	162	5	59	-	50	22	8	44	1	41	36	785	(Z)	(Z)	45	2025	
14	8	63	5	36	-	23	2	6	38	1	23	24	213	-	(Z)	9	20251	
(Z)	1	24	-	2	-	18	4	-	6	-	7	4	537	-	-	36	20252	
17	7	75	-	22	-	9	16	1	-	-	12	8	34	(Z)	-	-	20259	
606	48	1 613	-	429	48	468	358	-	527	-	107	165	2 177	-	-	2 342	2026	
-	1	762	-	319	14	87	3	-	389	-	17	55	1 135	-	-	785	20261	
506	41	759	-	105	34	358	305	-	131	-	85	109	1 018	-	-	1 034	20262	
100	6	92	-	5	-	23	50	-	7	-	5	-	24	-	-	524	20264	
317	193	1 556	77	193	56	301	33	212	292	41	786	828	5 869	21	43	903	203	
11	4	39	2	(Z)	-	2	(Z)	14	2	112	5	54	-	(Z)	-	10	2031	
11	4	39	2	(Z)	-	2	(Z)	14	2	109	5	52	-	(Z)	-	10	20311	
(Z)	-	1	-	-	-	(Z)	4	(Z)	3	(Z)	3	-	-	-	-	(Z)	20314	
36	26	289	19	1	(Z)	64	2	31	56	4	95	42	499	(Z)	1	46	2032	
5	-	73	-	-	-	16	-	2	4	-	5	-	81	-	-	1	20321	
22	10	100	18	(Z)	-	25	1	20	3	48	31	238	-	(Z)	-	2	20322	
7	2	74	(Z)	1	(Z)	5	(Z)	2	4	(Z)	6	3	98	(Z)	(Z)	37	20323	
160	41	596	24	24	(Z)	108	12	86	77	3	125	391	3 147	(Z)	17	739	2033	
21	7	43	8	7	-	22	(Z)	21	8	(Z)	27	93	1 010	(Z)	(Z)	15	20331	
106	15	333	2	2	-	1	1	8	30	2	26	256	416	-	(Z)	2	20332	
-	1	7	(Z)	-	-	-	-	-	-	-	1	(Z)	110	-	-	-	20333	
23	11	95	9	-	(Z)	29	2	12	9	-	41	17	776	-	(Z)	640	20334	
(Z)	3	78	-	-	-	3	-	26	22	-	11	184	-	-	5	13	20335	
4	2	37	4	15	(Z)	44	9	18	8	(Z)	28	14	629	-	12	60	20336	
5	1	3	(Z)	-	-	8	-	(Z)	-	-	1	(Z)	17	-	(Z)	8	20338	
6	11	25	2	14	(Z)	7	(Z)	4	48	1	25	33	210	(Z)	(Z)	10	2034	
1	6	15	1	(Z)	-	4	-	2	-	(Z)	9	4	96	-	-	1	20341	
4	4	5	1	(Z)	(Z)	1	(Z)	1	2	(Z)	1	2	75	(Z)	-	8	20342	
1	1	6	(Z)	14	-	2	(Z)	1	46	1	15	27	39	-	(Z)	1	20343	
53	28	207	8	6	(Z)	11	(Z)	24	21	28	32	96	902	3	8	72	2035	
22	5	107	8	1	(Z)	5	-	4	16	27	14	75	334	3	4	9	20352	
30	11	69	(Z)	4	-	4	-	17	4	-	16	18	528	-	3	47	20354	
1	12	31	(Z)	2	(Z)	2	(Z)	2	1	1	2	3	41	-	(Z)	15	20359	
4	44	39	1	1	(Z)	11	1	9	1	2	129	20	156	18	8	5	2036	
4	43	39	(Z)	1	(Z)	8	1	9	1	2	121	15	149	18	8	4	20361	
-	1	-	1	(Z)	-	2	-	(Z)	-	(Z)	8	6	7	-	(Z)	1	20362	
46	25	124	22	133	53	41	14	36	62	2	197	180	637	1	5	52	2037	
1	1	2	(Z)	-	1	(Z)	1	-	1	-	2	14	9	-	-	7	20371	
21	5	40	8	(Z)	-	13	-	8	3	-	34	14	272	-	-	24	20372	
23	19	81	15	133	52	27	13	28	59	2	161	153	357	1	5	21	20373	
-	-	-	-	-	-	-	-	-	-	-	-	-	-	-	-	-	-	20379
43	16	216	6	2	-	27	(Z)	19	7	-	51	38	291	-	2	81	2038	
34	15	65	6	2	-	19	(Z)	18	4	-	44	31	217	-	2	81	20381	
9	(Z)	150	(Z)	-	-	8	-	1	3	-	7	6	75	-	-	-	20389	
1 785	1 532	8 182	312	69	127	481	461	271	229	97	1 761	790	10 615	-	184	2 596	204	
615	531	1 571	3	37	12	39	22	27	72	36	219	202	2 971	-	(Z)	149	2041	
313	329	1 087	2	-	(Z)	24	22	21	69	27	69	149	2 260	-	(Z)	47	20411	
192	183	367	-	37	-	-	-	-	3	(Z)	82	44	433	-	-	4	20412</	



TABLE 5. SHIPMENTS BY MANUFACTURING ESTABLISHMENTS--COMMODITIES BY STATE OF DESTINATION: 1977--CON.

TONS (THOUSANDS) SHIPPED BY STATE OF DESTINATION

TCC CODE	COMMODITY	TOTAL TONS SHIPPED (THOUSANDS)	NEW ENGLAND					MIDDLE ATLANTIC			
			MAINE	NEW HAMPSHIRE	VERMONT	MASSACHUSETTS	RHODE ISLAND	CONNECTICUT	NEW YORK	NEW JERSEY	PENNSYLVANIA
2045	BLENDED AND PREPARED FLOUR . . . . .	3 254	21	9	13	60	2	30	152	140	133
20451	PREPARED FLOUR (PHOSPHATED, SELF-RISING) . . . . .	1 042	-	-	-	-	-	(Z)	(Z)	4	9
20452	PREPARED FLOUR MIXES . . . . .	2 212	21	9	13	60	2	30	151	136	125
2046	WET CORN MILLING PRODUCTS . . . . .	10 605	72	26	72	84	1	227	534	386	480
20461	CORN SYRUP . . . . .	3 748	11	-	-	46	-	15	226	199	178
20462	CORNSTARCH . . . . .	2 065	56	26	23	30	1	10	99	103	187
20463	CORN SUGAR . . . . .	6 311	-	-	-	5	-	7	44	24	38
20464	DEXTRINE: CORN, TAPIOCA, AND OTHER . . . . .	70	-	-	-	(Z)	-	-	13	10	5
20465	CORN OIL . . . . .	768	-	-	-	2	-	-	1	35	38
20466	STARCH: POTATO, WHEAT, RICE, ETC. . . . .	268	4	-	-	1	-	2	2	15	5
20467	WET PROCESS CORN BYPRODUCTS . . . . .	2 225	-	-	49	-	-	30	117	-	28
20469	WET PROCESS CORN MILLING PRODUCTS, NEC . . . . .	829	-	-	-	-	-	163	33	-	1
205	BAKERY PRODUCTS . . . . .	14 646	8	41	5	960	183	263	1 178	1 010	703
20511	BREAD AND SIMILAR BAKERY PRODUCTS * . . . . .	12 210	3	38	4	933	195	239	1 013	943	568
2052	BISCUITS, CRACKERS, PRETZELS, AND COOKIES . . . . .	2 790	6	2	2	40	1	23	147	73	135
20521	BISCUITS, CRACKERS, AND PRETZELS . . . . .	1 442	5	1	2	28	1	13	63	49	67
20529	DRY BAKERY PRODUCTS, NEC . . . . .	1 348	1	(Z)	(Z)	11	(Z)	11	84	23	68
206	SUGAR, BEET AND CANE . . . . .	21 036	40	(Z)	11	211	15	48	1 149	736	513
2061	SUGAR MILL PRODUCTS AND BYPRODUCTS . . . . .	6 439	-	-	-	12	-	14	63	122	1
20611	RAW CANE AND BEET SUGAR . . . . .	4 242	-	-	-	-	-	-	-	-	-
20616	SUGAR MOLASSES . . . . .	1 178	-	-	-	-	-	14	16	40	(Z)
20617	BLACKSTRAP MOLASSES . . . . .	755	-	-	-	12	-	-	36	81	-
20618	BAGASSE . . . . .	177	-	-	-	-	-	-	-	-	-
20619	SUGAR MILL PRODUCTS, NEC . . . . .	88	-	-	-	-	-	-	12	2	1
2062	SUGAR, REFINED: CANE AND BEET . . . . .	12 391	34	(Z)	11	163	12	29	1 065	596	501
20621	SUGAR, GRANULATED AND POWDERED . . . . .	7 880	16	(Z)	7	100	12	11	650	467	329
20622	SUGAR, LIQUID AND SYRUP . . . . .	2 632	18	-	4	58	-	13	399	129	148
20625	SUGAR REFINING BYPRODUCTS . . . . .	15	-	-	-	-	-	-	-	(Z)	-
20626	MOLASSES BEET PULP . . . . .	1 728	-	-	-	5	-	5	15	-	24
20629	SUGAR, REFINED: CANE AND BEET, NEC . . . . .	138	-	-	-	-	-	-	-	-	(Z)
207	CONFECTIONERY AND RELATED PRODUCTS . . . . .	4 124	14	4	7	110	40	27	196	339	303
20711	CANDY AND CANDY BARS * . . . . .	2 225	14	2	5	73	35	18	74	124	211
20712	NUTS: BLANCHED, COATED, COOKED, AND ROASTED . . . . .	509	-	-	-	2	-	(Z)	4	82	4
20713	CHOCOLATE AND COCOA PRODUCTS . . . . .	450	(Z)	1	(Z)	18	5	4	41	46	41
20714	CHEWING GUM . . . . .	528	(Z)	1	3	2	1	1	26	78	8
20719	CONFECTIONERY AND RELATED PRODUCTS, NEC . . . . .	649	1	(Z)	1	15	1	3	48	27	41
208	BEVERAGES AND FLAVORING EXTRACTS . . . . .	80 713	208	249	92	2 020	118	586	5 056	1 194	5 243
2082	MALT LIQUORS . . . . .	23 290	113	114	56	427	54	342	2 687	619	1 709
20821	BEER: IN BARRELS, BOTTLES, CANS, AND KEGS . . . . .	23 032	113	114	56	426	54	342	2 683	589	1 702
20823	MALT EXTRACTS AND BREWERS SPENT GRAINS . . . . .	258	-	-	-	(Z)	-	-	5	30	7
2083	MALT . . . . .	2 632	-	46	-	-	-	11	211	45	65
20831	MALT . . . . .	2 250	-	46	-	-	-	-	207	44	63
20832	MALT FLOUR AND SPROUTS . . . . .	93	-	-	-	-	-	10	1	1	-
20841	WINES, BRANDY, AND BRANDY SPIRITS * . . . . .	3 207	16	17	2	87	14	18	303	116	74
2085	DISTILLED, RECTIFIED, AND BLENDED LIQUORS . . . . .	3 151	4	18	4	47	12	30	380	47	106
20851	DISTILLED, RECTIFIED, AND BLENDED LIQUORS . . . . .	3 045	2	18	4	47	12	30	322	47	97
20859	BYPRODUCTS OF LIQUOR DISTILLING . . . . .	105	2	-	(Z)	-	-	-	59	-	9
20861	SOFT DRINKS: BOTTLED, CANNED, AND IN BULK * . . . . .	46 193	-	-	-	1 468	-	7	167	65	6 690
20871	MISCELLANEOUS FLAVORING EXTRACTS AND SYRUPS * . . . . .	2 035	13	8	1	125	5	29	115	44	122
209	MISCELLANEOUS FOOD PREPARATIONS . . . . .	69 557	172	24	22	481	79	127	12 132	1 103	1 428
2091	COTTONSEED OIL AND BYPRODUCTS . . . . .	4 693	-	-	-	-	-	3	85	(Z)	1
20911	COTTONSEED OIL, CRUDE AND REFINED . . . . .	1 036	-	-	-	-	-	-	-	-	1
20914	COTTONSEED CAKE, MEAL, AND BYPRODUCTS . . . . .	3 289	-	-	-	-	-	-	85	(Z)	1
20915	COTTON LINTERS . . . . .	368	-	-	-	-	-	3	-	-	-
2092	SOYBEAN OIL AND BYPRODUCTS . . . . .	25 045	-	100	1	6	10	53	993	110	566
20921	SOYBEAN OIL, CRUDE AND REFINED . . . . .	4 470	-	-	-	-	-	53	-	114	80
20923	SOYBEAN CAKE, FLOUR, GRITS, MEAL, ETC. . . . .	20 575	100	1	6	10	-	51	879	29	565
2093	VEGETABLE AND NUT OILS AND BYPRODUCTS, NEC . . . . .	1 889	-	-	3	2	1	1	67	41	29
20931	LINSEED OIL, CRUDE AND REFINED . . . . .	1 229	-	-	-	-	-	-	5	20	(Z)
20933	NUT AND VEGETABLE OILS, NEC . . . . .	871	-	-	-	2	1	1	41	20	15
20939	NUT AND VEGETABLE OIL SEED CAKE, NEC . . . . .	789	-	-	3	-	-	-	22	-	13
2094	MARINE FATS AND OILS . . . . .	694	27	-	2	7	-	-	9	7	6
20941	MARINE OIL MILL PRODUCTS . . . . .	103	-	-	-	-	-	-	-	6	-
20942	MARINE OIL MILL BYPRODUCTS . . . . .	592	27	-	2	7	-	-	9	1	6
20951	ROASTED COFFEE, INCL. INSTANT COFFEE * . . . . .	1 146	(Z)	(Z)	(Z)	49	(Z)	3	60	175	18
2096	MARGARINE, SHORTENING, AND TABLE OILS, EXC. CORN OIL . . . . .	10 281	1	15	6	211	12	19	311	245	284
20961	SHORTENING, COOKING AND SALAD OILS, EXC. CORN OIL . . . . .	8 937	-	6	4	164	6	6	242	173	223
20962	MARGARINE . . . . .	1 343	1	9	3	47	6	13	69	73	61
20971	ICE, NATURAL AND MANUFACTURED * . . . . .	17 406	-	-	-	-	-	-	14 840	82	68
20981	MACARONI, SPAGHETTI, VERMICELLI, NOODLES: DRY * . . . . .	1 011	1	2	(Z)	60	2	16	117	75	52
2099	FOOD PREPARATIONS, NEC . . . . .	9 241	65	7	9	183	11	42	461	405	455
20991	DESSERTS (READY TO MIX) . . . . .	222	-	(Z)	(Z)	7	(Z)	1	2	11	3
20992	CHIPS (POTATO, CORN, ETC.) . . . . .	1 517	36	4	8	89	9	21	88	43	60
20993	SWEETENING SYRUPS AND MOLASSES . . . . .	847	(Z)	-	-	7	1	10	27	17	81
20994	BAKING POWDER AND YEAST . . . . .	8	-	-	-	-	-	-	-	-	-
20997	SPICES . . . . .	175	1	1	-	2	(Z)	1	6	5	5
20998	TEA . . . . .	271	23	1	(Z)	8	1	6	10	37	21
20999	FOOD PREPARATIONS AND BYPRODUCTS, NEC . . . . .	4 134	5	(Z)	(Z)	69	(Z)	1	323	277	254
21	TOBACCO PRODUCTS . . . . .	2 262	14	2	1	7	12	17	63	79	58
21111	CIGARETTES * . . . . .	928	14	2	1	5	12	15	51	75	33
21211	CIGARS * . . . . .	51	(Z)	(Z)	(Z)	1	(Z)	(Z)	3	1	10
2131	CHEWING AND SMOKING TOBACCO AND SNUFF * . . . . .	145	(Z)	(Z)	(Z)	1	(Z)	1	3	2	9
21311	CHEWING TOBACCO . . . . .	47	(Z)	(Z)	(Z)	-	(Z)	(Z)	1	(Z)	5
21312	SMOKING TOBACCO . . . . .	73	(Z)	(Z)	(Z)	1	(Z)	(Z)	2	1	2
21313	SNUFF . . . . .	24	(Z)	-	-	(Z)	(Z)	(Z)	(Z)	1	2
2141	STEMMED AND REDRIED TOBACCO * . . . . .	1 147	-	-	-	-	-	1	6	1	5
21411	TOBACCO, STEMMED AND REDRIED . . . . .	937	-	-	-	-	-	1	3	1	5
21419	TOBACCO BYPRODUCTS, LEAF . . . . .	210	-	-	-	-	-	-	3	-	(Z)
22	TEXTILE MILL PRODUCTS . . . . .	13 709	47	32	17	405	95	129	1 091	715	881
2211	COTTON BROADWOVEN FABRICS * . . . . .	2 002	(Z)	11	1	62	14	16	160	87	75
22111	COTTON DUCK AND ALLIED FABRICS . . . . .	253	(Z)	(Z)	-	4	(Z)	8	9	11	3
22112	COTTON SHEETINGS, UNFINISHED (GRAY GOODS) . . . . .	748	(Z)	10	(Z)	33	4	3	50	9	4
22119	COTTON BROADWOVEN FABRICS, NEC, FINISHED . . . . .	995	(Z)	1	1	24	10	5	100	65	68
222	MANMADE FIBER AND SILK BROADWOVEN FABRICS . . . . .	1 934	1	4	2	50	15	34	137	94	30
2221	MANMADE FIBER BROADWOVEN FABRICS . . . . .	1 908	1	4	2	46	14	28	136	93	30
22211	MANMADE FIBER BROADWOVEN FABRICS, EXC. BLANKETS . . . . .	1 888	1	4	2	45	14	28	135	93	30
22213	MANMADE FIBER BLANKETS . . . . .	20	-	(Z)	-	(Z)	-	(Z)	1	(Z)	(Z)
2231	WOOL BROADWOVEN FABRICS * . . . . .	150	2	(Z)	-	20	1	3	22	65	4

TONS (THOUSANDS) SHIPPED BY STATE OF DESTINATION--CON.

EAST NORTH CENTRAL					WEST NORTH CENTRAL							SOUTH ATLANTIC			TCC CODE	
OHIO	INDIANA	ILLI-NOIS	MICH-IGAN	WISCON-SIN	MINNE-SOTA	IOWA	MISSOU-RI	NORTH OAKOTA	SOUTH OAKOTA	NEBRAS-KA	KANSAS	DELA-WARE	MARY-LANO	DISTRICT OF COLUMBIA	VIRGIN-IA	
213	79	184	93	54	63	6	55	1	(Z)	11	27	5	29	17	62	2045
1	1	6	25	-	27	3	20	-	-	-	(Z)	-	1	-	34	20451
212	78	178	68	54	36	3	34	1	(Z)	11	27	5	28	17	28	20452
627	394	1 421	280	287	211	1 060	156	11	1	156	55	63	180	-	101	2046
364	85	627	153	125	91	59	61	1	(Z)	-	39	11	93	-	54	20461
74	58	144	72	107	63	15	32	7	(Z)	2	6	12	3	-	28	20462
6	28	162	50	33	5	4	41	3	-	-	-	7	11	-	-	20463
4	2	5	3	1	-	-	-	-	-	-	(Z)	(Z)	7	-	-	20464
43	107	74	-	-	51	6	2	-	-	-	-	25	47	-	-	(Z) 20465
8	-	23	-	-	20	-	5	-	-	-	-	1	2	-	-	(Z) 20466
128	36	353	2	2	-	946	14	(Z)	(Z)	-	7	8	16	-	-	(Z) 20467
-	77	32	-	-	-	29	-	-	-	154	-	-	-	-	5	20469
843	140	1 273	249	98	107	44	438	15	6	119	66	199	299	4	266	205
865	93	1 464	81	21	8	18	318	2	-	13	26	43	277	2	230	20511
180	50	142	127	53	88	28	72	10	2	93	36	36	35	2	51	2052
83	26	99	49	30	74	14	54	9	1	11	19	3	27	1	35	20521
97	24	43	78	23	14	14	18	1	1	83	17	33	9	1	16	20529
841	438	1 558	1 009	285	663	212	267	99	22	282	232	38	193	10	188	206
30	2	120	21	116	169	31	34	19	9	16	78	-	30	-	2	2061
15	(Z)	4	-	-	-	-	31	-	-	-	-	-	-	-	2	20611
(Z)	-	56	2	116	140	27	(Z)	19	9	15	24	-	25	-	-	20616
14	1	59	14	-	10	-	3	-	-	-	53	-	5	-	-	20617
1	-	-	-	-	-	-	-	-	-	-	-	-	-	-	-	20618
1	-	1	6	-	18	3	-	-	-	2	-	-	-	-	-	20619
626	387	1 318	639	152	409	131	201	45	9	193	116	39	133	9	179	2062
422	333	1 160	313	116	176	109	147	-	5	87	114	34	73	9	150	20621
44	41	124	141	2	-	-	47	-	-	2	2	5	35	-	27	20622
(Z)	-	-	-	-	-	-	-	-	-	(Z)	-	-	-	-	-	20625
143	-	-	150	20	232	22	-	45	4	105	-	-	25	-	-	20626
17	12	34	35	14	1	-	7	-	-	-	-	-	-	-	-	20629
187	54	486	99	59	128	39	83	13	44	7	47	2	74	1	56	207
90	29	236	73	37	118	39	40	4	42	7	28	2	41	1	41	20711
18	12	54	16	6	16	5	14	2	(Z)	1	2	-	33	-	2	20712
26	3	64	7	8	20	2	13	-	(Z)	(Z)	4	(Z)	2	-	10	20713
10	7	102	4	1	6	2	6	1	(Z)	1	6	(Z)	5	(Z)	6	20714
57	6	52	10	10	8	1	14	1	1	1	3	-	2	(Z)	2	20719
3 521	2 550	4 109	2 544	1 688	932	1 365	2 079	119	105	380	701	141	2 242	594	1 419	208
1 227	568	1 005	699	587	385	327	328	77	48	245	148	56	439	55	436	2082
1 226	568	1 005	699	587	385	327	328	77	48	245	148	56	439	55	436	20821
1	(Z)	-	-	-	-	-	-	-	-	-	-	-	-	-	-	(Z) 20823
97	12	172	78	250	66	29	214	-	-	-	-	3	56	-	65	2083
93	12	150	74	211	50	-	214	-	-	-	-	-	56	-	69	20831
3	-	10	-	31	16	-	-	-	-	-	-	3	-	-	5	20832
60	48	141	65	53	36	17	47	1	1	3	10	1	32	5	157	20841
125	96	229	90	73	30	75	95	1	13	57	35	24	118	36	58	2085
124	96	228	89	73	30	75	95	1	13	57	35	24	118	36	58	20851
1	-	1	1	-	-	(Z)	-	-	-	-	-	-	(Z)	-	-	(Z) 20859
1 737	1 787	2 448	1 258	673	401	856	1 328	40	36	78	361	-	1 516	508	655	20861
79	21	106	64	13	25	5	34	(Z)	1	1	11	31	49	2	27	20871
2 930	5 075	8 638	1 226	1 105	1 970	2 139	1 532	89	100	474	685	124	880	36	857	209
14	9	42	2	-	-	-	103	-	-	-	13	110	-	3	10	2091
(Z)	1	24	-	-	-	-	1	-	-	-	-	-	-	-	(Z)	20911
3	7	18	-	-	-	-	102	-	-	11	110	-	3	-	1	20914
1	11	1	2	-	-	-	1	-	-	2	-	-	-	-	9	20915
1 106	939	3 567	405	759	1 311	1 771	617	74	80	332	352	80	346	1	465	2092
391	120	817	18	3	128	112	66	-	-	21	9	1	41	-	78	20921
715	818	2 750	387	755	1 183	1 659	551	74	80	311	344	79	304	1	386	20923
38	(Z)	210	53	105	116	62	28	-	4	7	7	-	10	2	25	2093
19	-	16	25	3	75	2	-	-	-	-	7	-	6	-	-	20931
20	(Z)	166	28	5	8	-	2	-	-	-	-	-	2	2	9	20933
-	-	28	-	97	32	60	26	-	4	7	-	-	2	-	15	20939
-	13	15	13	4	5	44	(Z)	-	-	5	-	8	58	-	74	2094
-	-	15	6	-	-	-	(Z)	-	-	-	-	-	6	-	-	20941
-	13	-	7	4	5	44	-	-	-	5	-	8	52	-	74	20942
90	3	84	60	13	9	5	97	1	(Z)	5	2	2	6	2	9	20951
547	894	3 677	255	93	173	49	113	2	(Z)	25	56	2	265	19	70	2096
492	873	3 514	186	73	163	20	96	1	(Z)	23	47	2	230	12	52	20961
54	21	164	68	20	10	29	17	1	(Z)	2	9	-	36	7	18	20962
15	83	85	3	-	39	-	101	-	-	-	-	3	57	-	-	20971
54	39	102	25	16	22	16	49	(Z)	1	7	10	-	13	-	24	20981
1 416	475	857	365	100	251	136	392	11	13	36	107	28	156	12	105	2099
18	3	61	7	(Z)	7	-	2	(Z)	-	(Z)	2	9	2	(Z)	1	20991
116	80	91	65	27	18	9	21	4	7	6	14	1	15	(Z)	21	20992
40	24	118	31	2	1	7	38	2	(Z)	21	13	13	51	-	14	20993
1	-	-	-	-	-	(Z)	-	-	-	-	-	-	-	-	-	20994
10	3	17	3	2	5	5	9	1	1	1	1	-	2	-	3	20997
9	(Z)	21	5	1	(Z)	1	8	(Z)	(Z)	(Z)	4	(Z)	3	-	22	20998
115	58	494	68	28	135	85	296	3	3	4	74	5	75	11	37	20999
20	24	55	37	12	12	6	25	6	(Z)	22	4	2	18	3	447	21
14	20	51	34	10	10	5	22	6	(Z)	19	1	1	12	2	33	21111
1	1	1	1	(Z)	(Z)	(Z)	1	(Z)	(Z)	(Z)	(Z)	(Z)	1	(Z)	1	21211
4	3	3	1	1	2	(Z)	2	(Z)	(Z)	2	2	1	2	(Z)	26	2131
2	2	1	(Z)	(Z)	(Z)	(Z)	1	(Z)	-	1	1	(Z)	(Z)	-	3	21311
1	1	1	(Z)	1	(Z)	1	(Z)	1	(Z)	1	1	(Z)	1	(Z)	24	21312
(Z)	(Z)	(Z)	1	(Z)	1	(Z)	(Z)	(Z)	-	(Z)	(Z)	(Z)	1	-	(Z)	21313
1	(Z)	-	-	-	(Z)	-	(Z)	-	-	-	-	-	4	-	391	2141
1	(Z)	-	-	-	(Z)	-	(Z)	-	-	-	-	-	4	-	330	21411
-	-	-	-	-	-	-	-	-	-	-	-	-	-	-	60	21419
324	110	298	424	78	81	87	185	4	15	31	59	22	81	7	335	22
37	16	28	19	6	8	5	29	2	(Z)	1	3	22	25	(Z)	74	2211
18	1	4	1	1	(Z)	2	2	1	(Z)	(Z)	1	(Z)	3	(Z)	8	22111
8	1	19	1	1	6	(Z)	11	(Z)	-	-	(Z)	(Z)	19	-	4	22112
10	13	5	17	4	2	4	16	(Z)	(Z)	(Z)	2	(Z)	4	(Z)	62	22119
18	19	31	4	1	2	7	7	(Z)	(Z)	2	3	13	6	(Z)	79	222
20	19	31	4	1	2	6	6	(Z)	(Z)	2	3	12	6	(Z)	76	2221
19	10	18	2	4	1	2	6	(Z)	(Z)	1	3	12	6	(Z)	76	22211
(Z)	9	(Z)	2	(Z)	(Z)	(Z)	(Z)	(Z)	(Z)	(Z)	(Z)	(Z)	(Z)	(Z)	(Z)	22213
(Z)	(Z)	1	(Z)	(Z)	(Z)	(Z)	3	-	-	(Z)	(Z)	(Z)	1	-	7	2231



TABLE 5. SHIPMENTS BY MANUFACTURING ESTABLISHMENTS--COMMODITIES BY STATE OF DESTINATION: 1977--CON.

TCC COOE	COMMOOITY	SOUTH ATLANTIC--CON.					EAST SOUTH CENTRAL				WSC
		WEST VIR- GINIA	NORTH CARO- LINA	SOUTH CARO- LINA	GEORGIA	FLORIDA	KEN- TUCKY	TEN- NESSEE	ALA- BAMA	MISSIS- SIPPI	
2045	BLENDED AND PREPARED FLOUR . . . . .	66	37	25	65	222	13	309	162	176	22
20451	PREPARED FLOUR (PHOSPHATEO, SELF-RISING) . . . . .	54	14	21	43	177	1	179	153	169	1
20452	PREPARED FLOUR MIXES . . . . .	12	23	3	23	45	12	131	9	7	20
2046	WET CORN MILLING PRODUCTS . . . . .	42	222	44	183	103	280	150	265	54	8
20461	CORN SYRUP . . . . .	8	130	7	80	52	62	49	78	-	5
20462	CORNSTARCH . . . . .	16	63	34	21	14	35	37	53	49	(2)
20463	CORN SUGAR . . . . .	-	7	-	22	10	(2)	41	-	5	1
20464	DEXTROSE, CORN, TAPIOCA, AND OTHER . . . . .	-	-	(2)	2	(2)	(2)	3	-	-	-
20465	CORN OIL . . . . .	18	-	2	25	18	9	18	-	-	1
20466	STARCH: POTATO, WHEAT, RICE, ETC. . . . .	-	-	-	1	-	(2)	2	-	-	-
20467	WET PROCESS CORN BYPRODUCTS . . . . .	-	22	2	32	8	7	-	134	-	-
20469	WET PROCESS CORN MILLING PRODUCTS, NEC . . . . .	-	-	-	-	-	167	-	-	-	-
205	BAKERY PRODUCTS . . . . .	59	351	121	407	569	230	675	121	72	205
20511	BREAD AND SIMILAR BAKERY PRODUCTS * . . . . .	49	310	93	295	493	277	610	88	44	181
2052	BISCUITS, CRACKERS, PRETZELS, AND COOKIES . . . . .	13	63	28	110	83	18	51	33	26	15
20521	BISCUITS, CRACKERS, AND PRETZELS . . . . .	6	43	23	43	25	2	37	18	21	13
20529	ORY BAKERY PRODUCTS, NEC . . . . .	7	20	6	67	58	16	14	15	5	2
206	SUGAR, BEET AND CANE . . . . .	95	282	132	1 058	2 074	139	385	177	110	58
2061	SUGAR MILL PRODUCTS AND BYPRODUCTS . . . . .	-	19	4	547	1 758	37	115	17	17	-
20611	RAW CANE AND BEET SUGAR . . . . .	-	1	-	484	1 475	27	86	-	-	-
20616	SUGAR MOLASSES . . . . .	-	15	(2)	8	1	-	-	1	(2)	-
20617	BLACKSTRAP MOLASSES . . . . .	-	3	4	55	158	11	29	16	17	-
20618	BAGASSE . . . . .	-	-	-	-	113	-	-	-	-	-
20619	SUGAR MILL PRODUCTS, NEC . . . . .	-	-	-	-	11	-	-	-	-	-
2062	SUGAR, REFINED: CANE AND BEET . . . . .	94	251	125	480	289	87	236	143	80	49
20621	SUGAR, GRANULATED AND POWDERED . . . . .	84	145	54	417	245	55	146	72	59	49
20622	SUGAR, LIQUID AND SYRUP . . . . .	10	102	67	62	31	31	86	71	21	-
20625	SUGAR REFINING BYPRODUCTS . . . . .	(2)	4	4	2	-	(2)	3	-	-	(2)
20626	MOLASSES BEET PULP . . . . .	-	-	-	-	-	-	-	-	-	-
20629	SUGAR, REFINED: CANE AND BEET, NEC . . . . .	-	(2)	-	-	13	1	2	-	-	-
207	CONFECTIONERY AND RELATED PRODUCTS . . . . .	21	83	203	141	82	25	46	16	13	13
20711	CANDY AND CANDY BARS * . . . . .	13	52	9	64	55	11	18	11	7	12
20712	NUTS: BLANCHED, COATED, COOKED, AND ROASTED . . . . .	(2)	7	(2)	21	18	3	(2)	4	(2)	(2)
20713	CHOCOLATE AND COCOA PRODUCTS . . . . .	(2)	8	5	7	5	2	8	(2)	(2)	(2)
20714	CHEWING GUM . . . . .	9	17	4	52	5	6	11	2	6	1
20719	CONFECTIONERY AND RELATED PRODUCTS, NEC . . . . .	1	3	189	8	6	4	10	1	2	1
208	BEVERAGES AND FLAVORING EXTRACTS . . . . .	451	2 559	779	2 491	4 109	1 306	3 434	1 437	310	1 733
2082	MALT LIQUORS . . . . .	169	434	244	526	1 004	360	418	341	128	151
20821	BEER: IN BARRELS, BOTTLES, CANS, AND KEGS . . . . .	169	432	244	526	1 004	357	418	341	128	151
20823	MALT EXTRACTS AND BREWERS SPENT GRAINS . . . . .	-	1	-	1	-	3	(2)	-	-	-
2083	MALT . . . . .	-	51	-	34	169	44	83	-	-	-
20831	MALT . . . . .	-	51	-	34	168	44	83	-	-	-
20832	MALT FLOUR AND SPROUTS . . . . .	-	-	-	-	1	-	-	-	-	-
20841	WINES, BRANDY, AND BRANDY SPIRITS * . . . . .	1	58	22	15	85	13	18	12	3	1
2085	DISTILLED, RECTIFIED, AND BLENDED LIQUORS . . . . .	11	17	46	100	136	84	41	79	17	41
20851	DISTILLED, RECTIFIED, AND BLENDED LIQUORS . . . . .	11	15	45	76	136	84	39	79	17	41
20859	BYPRODUCTS OF LIQUOR DISTILLING . . . . .	-	2	(2)	24	-	2	-	-	-	-
20861	SOFT DRINKS: BOTTLED, CANNED, AND IN BULK * . . . . .	261	1 799	443	1 690	2 418	841	2 379	1 047	149	1 222
20871	MISCELLANEOUS FLAVORING EXTRACTS AND SYRUPS * . . . . .	4	64	5	115	77	16	85	18	2	183
209	MISCELLANEOUS FOOD PREPARATIONS . . . . .	262	2 051	588	2 084	1 300	576	1 939	817	480	926
2091	COTTONSEED OIL AND BYPRODUCTS . . . . .	-	128	19	159	306	26	404	127	111	39
20911	COTTONSEED OIL, CRUDE AND REFINED . . . . .	-	28	-	32	14	2	74	8	64	4
20914	COTTONSEED CAKE, MEAL, AND BYPRODUCTS . . . . .	-	71	19	122	292	24	186	118	44	31
20915	COTTON LINTERS . . . . .	-	29	-	5	-	-	144	-	2	4
2092	SOYBEAN OIL AND BYPRODUCTS . . . . .	83	1 059	175	1 248	233	344	1 045	487	285	811
20921	SOYBEAN OIL, CRUDE AND REFINED . . . . .	-	76	21	287	10	143	675	15	10	-
20923	SOYBEAN CAKE, FLOUR, GRITS, MEAL, ETC. . . . .	83	982	155	961	223	201	371	472	275	811
2093	VEGETABLE AND NUT OILS AND BYPRODUCTS, NEC . . . . .	2	184	6	8	19	12	24	12	13	2
20931	LINSEED OIL, CRUDE AND REFINED . . . . .	-	8	-	1	(2)	8	-	-	-	-
20933	NUT AND VEGETABLE OILS, NEC . . . . .	2	142	1	4	5	4	18	-	(2)	-
20939	NUT AND VEGETABLE OIL SEED CAKE, NEC . . . . .	-	35	5	4	14	-	6	12	13	2
2094	MARINE FATS AND OILS . . . . .	-	33	1	38	9	8	9	54	16	30
20941	MARINE OIL MILL PRODUCTS . . . . .	-	-	-	-	-	-	3	-	-	4
20942	MARINE OIL MILL BYPRODUCTS . . . . .	-	33	1	38	9	8	7	54	16	27
20951	ROASTED COFFEE, INCL. INSTANT COFFEE * . . . . .	2	19	3	13	26	23	36	11	2	2
2096	MARGARINE, SHORTENING, AND TABLE OILS, EXC. CORN OIL . . . . .	11	142	117	304	101	51	111	95	24	44
20961	SHORTENING, COOKING AND SALAD OILS, EXC. CORN OIL . . . . .	6	123	101	276	37	36	83	80	21	41
20962	MARGARINE . . . . .	6	19	16	29	65	15	28	15	4	3
20971	ICE, NATURAL AND MANUFACTURED * . . . . .	25	48	29	59	385	-	159	-	-	-
20981	MACARONI, SPAGHETTI, VERMICELLI, NOODLES: DRY * . . . . .	5	18	3	13	27	12	9	7	9	2
2099	FOOD PREPARATIONS, NEC . . . . .	132	111	17	314	264	112	227	46	22	20
20991	DESSERTS (READY TO MIX) . . . . .	(2)	4	-	3	2	(2)	5	(2)	(2)	-
20992	CHIPS (POTATO, CORN, ETC.) . . . . .	11	25	10	31	80	39	26	30	12	9
20993	SWEETENING SYRUPS AND MOLASSES . . . . .	4	16	4	2	15	7	19	3	(2)	(2)
20994	BAKING POWDER AND YEAST . . . . .	-	-	-	-	-	-	-	-	-	-
20997	SPICES . . . . .	(2)	10	(2)	8	2	2	3	2	6	2
20998	TEA . . . . .	(2)	8	(2)	14	7	7	7	1	(2)	-
20999	FOOD PREPARATIONS AND BYPRODUCTS, NEC . . . . .	114	38	2	247	97	56	144	6	4	9
21	TOBACCO PRODUCTS . . . . .	5	496	7	76	24	192	59	62	3	22
21111	CIGARETTES * . . . . .	2	25	5	53	13	21	44	43	(2)	17
21211	CIGARS * . . . . .	(2)	1	(2)	1	1	2	2	13	(2)	(2)
2131	CHEWING AND SMOKING TOBACCO AND SNUFF * . . . . .	3	6	1	7	3	11	12	3	2	4
21311	CHEWING TOBACCO . . . . .	2	4	(2)	2	1	2	2	2	(2)	1
21312	SMOKING TOBACCO . . . . .	1	2	(2)	2	2	8	6	1	1	2
21313	SNUFF . . . . .	(2)	1	(2)	3	(2)	1	4	1	1	1
2141	STEMMED AND REDRIED TOBACCO * . . . . .	-	469	1	14	8	158	2	3	-	-
21411	TOBACCO, STEMMED AND REDRIED . . . . .	-	412	(2)	14	8	70	1	3	-	-
21419	TOBACCO BYPRODUCTS, LEAF . . . . .	-	57	1	-	-	88	(2)	-	-	-
22	TEXTILE MILL PRODUCTS . . . . .	24	2 306	1 127	1 660	194	114	345	260	177	59
2211	COTTON BROADWOVEN FABRICS * . . . . .	7	315	315	173	18	24	74	113	54	6
22111	COTTON DUCK AND ALLIED FABRICS . . . . .	(2)	20	34	17	4	4	8	38	2	1
22112	COTTON SHEETINGS, UNFINISHED (GRAY GOODS) . . . . .	(2)	174	211	90	1	4	11	34	16	(2)
22119	COTTON BROADWOVEN FABRICS, NEC, FINISHED . . . . .	7	120	69	66	13	16	55	41	36	6
222	HANMADE FIBER AND SILK BROADWOVEN FABRICS . . . . .	(2)	353	454	258	17	3	35	21	7	7
2221	HANMADE FIBER BROADWOVEN FABRICS . . . . .	(2)	353	453	259	18	3	34	21	7	7
22211	HANMADE FIBER BROADWOVEN FABRICS, EXC. BLANKETS . . . . .	(2)	353	453	258	18	3	34	20	7	7
22213	HANMADE FIBER BLANKETS . . . . .	-	(2)	(2)	(2)	(2)	(2)	(2)	(2)	(2)	(2)
22231	WOOL BROADWOVEN FABRICS * . . . . .	(2)	2	(2)	6	(2)	(2)	(2)	(2)	(2)	(2)



TONS (THOUSANDS) SHIPPED BY STATE OF DESTINATION--CON.

WEST SOUTH CENTRAL--CON.

MOUNTAIN

PACIFIC

TCC CODE

LOUISIANA	OKLAHOMA	TEXAS	MON-TANA	IDAMO	WYO-MING	COLO-RADO	NEW MEXICO	ARI-ZONA	UTAM	NEVADA	WASH-INGTON	OREGON	CALI-FORNIA	ALASKA	HAWAII	DESTI-NATION UNKNOWN	TCC CODE	
69	12	114	9	2	(Z)	4	(Z)	4	37	1	12	8	160	-	(Z)	266	2045	
63	7	26	(Z)	-	-	-	(Z)	-	-	-	-	-	1	-	-	-	20451	
5	4	88	9	2	(Z)	4	-	4	37	1	12	8	159	-	(Z)	266	20452	
182	68	350	34	11	-	167	32	36	16	-	221	63	910	-	-	284	2046	
31	54	209	2	1	-	5	31	22	5	-	10	16	453	-	-	-	20461	
53	4	60	28	8	-	160	(Z)	12	4	-	40	24	184	-	-	8	20462	
-	-	15	-	-	-	1	-	-	-	-	14	-	45	-	-	-	20463	
-	-	6	-	-	-	-	(Z)	-	-	-	-	-	6	-	-	-	20464	
24	10	26	-	-	-	-	-	-	-	-	39	-	47	-	-	100	20465	
-	(Z)	2	3	2	-	(Z)	-	-	-	-	118	23	6	-	-	21	20466	
74	-	32	(Z)	-	-	(Z)	-	3	7	-	(Z)	-	1	-	-	155	20467	
-	(Z)	-	-	-	-	-	-	-	-	-	-	-	167	-	-	-	20469	
242	51	799	6	5	3	72	95	187	14	19	137	146	1 390	(Z)	6	151	205	
212	19	689	(Z)	(Z)	-	17	91	137	1	15	115	109	958	-	(Z)	11	20511	
27	34	123	10	7	1	40	4	21	15	3	53	58	378	(Z)	4	139	2052	
23	25	94	8	6	1	12	2	10	9	2	38	20	140	(Z)	4	6	20521	
4	8	30	2	1	-	27	2	12	6	1	15	37	238	-	(Z)	132	20529	
1 312	88	1 266	4	8	37	477	35	130	116	27	90	118	2 351	-	-	295	1 107	206
1 074	-	111	(Z)	-	-	40	-	-	-	-	6	-	1 253	-	-	212	342	2061
853	-	67	-	-	-	-	-	-	-	-	-	-	1 020	-	-	172	5	20611
2	-	25	(Z)	-	-	40	-	-	-	-	-	-	206	-	-	39	337	20616
154	-	-	-	-	-	-	-	-	-	-	-	-	21	-	-	-	-	20617
64	-	-	-	-	-	-	-	-	-	-	-	-	-	-	-	-	-	20618
-	-	20	-	-	-	-	-	-	-	-	6	-	5	-	-	-	-	20619
176	60	615	4	7	36	287	24	132	110	27	93	132	1 051	-	-	43	762	2062
100	44	459	4	7	36	134	8	53	107	7	65	104	551	-	-	26	8	20621
76	16	144	-	-	-	21	16	78	-	-	18	-	448	-	-	17	65	20622
-	-	-	-	-	-	-	-	-	-	(Z)	(Z)	-	-	-	-	-	-	20625
-	-	10	-	-	-	132	-	1	4	2	29	15	52	-	-	689	20626	
-	-	3	-	-	-	-	-	-	-	-	-	-	-	-	-	-	-	20629
32	14	174	6	6	2	58	4	16	90	3	49	62	453	1	10	81	207	
17	12	69	4	3	2	42	2	10	104	2	24	44	216	1	8	31	20711	
3	1	21	(Z)	(Z)	-	1	(Z)	2	(Z)	-	2	8	104	-	(Z)	39	20712	
5	(Z)	19	1	(Z)	-	7	(Z)	2	1	(Z)	11	9	22	-	(Z)	21	20713	
6	3	55	-	-	(Z)	2	1	1	2	1	2	1	64	-	(Z)	(Z)	20714	
3	1	20	2	1	(Z)	3	1	2	3	1	12	1	69	(Z)	(Z)	(Z)	20719	
2 579	1 066	5 338	217	269	92	1 145	165	1 030	200	193	944	780	8 384	25	73	371	208	
339	332	1 604	169	128	51	283	116	364	122	71	504	349	2 128	23	45	135	2082	
339	332	1 604	169	128	51	283	116	364	122	71	426	349	2 124	23	45	-	20821	
-	-	-	-	-	-	-	-	-	-	-	78	-	4	-	-	127	20823	
10	14	302	-	-	-	139	-	53	-	35	58	15	204	-	-	1	2083	
10	-	302	-	-	-	20	-	4	-	-	53	8	192	-	-	(Z)	20831	
-	-	-	-	-	-	-	-	-	-	-	3	3	6	-	-	-	20832	
29	14	75	6	5	1	14	11	24	5	15	53	63	1 306	-	14	18	20841	
46	26	97	10	2	2	41	13	20	41	39	67	27	328	-	12	2	2085	
45	26	97	10	2	2	41	13	20	41	39	67	27	328	-	12	2	20851	
1	-	-	-	-	-	-	-	-	-	-	-	-	1	-	-	2	20859	
1 423	623	3 123	-	167	41	947	7	652	(Z)	39	-	(Z)	4 663	-	-	181	20861	
15	9	136	5	1	(Z)	31	6	16	26	6	10	11	245	1	1	15	20871	
3 046	719	4 221	164	102	8	239	108	242	126	38	315	375	4 342	8	35	1 019	209	
111	237	1 333	6	8	8	34	77	94	52	1	38	9	867	-	23	81	2091	
103	32	444	-	-	-	-	-	14	32	-	5	-	130	-	-	22	20911	
8	204	869	6	2	8	34	77	81	20	1	34	9	667	-	23	-	20914	
1	-	21	-	5	-	-	-	-	-	-	-	-	70	-	-	59	20915	
2 467	243	816	92	-	-	99	23	51	45	11	114	138	978	-	-	107	2092	
507	-	204	-	-	-	-	-	-	-	-	-	-	367	-	-	99	20921	
1 960	243	612	92	-	-	99	23	51	45	11	114	138	611	-	-	8	20923	
6	3	28	17	56	-	3	(Z)	-	-	-	37	23	391	-	-	234	2093	
6	1	10	(Z)	56	-	-	-	-	-	-	-	5	8	-	-	5	20931	
-	2	2	17	-	-	3	(Z)	-	-	-	37	17	239	-	-	7	20933	
14	-	85	-	-	-	-	-	(Z)	(Z)	-	-	-	144	-	-	223	20939	
1	-	6	-	-	-	-	-	(Z)	(Z)	-	-	-	1	-	-	87	2094	
13	-	80	-	-	-	-	-	(Z)	(Z)	-	-	-	1	-	-	57	20941	
5	4	89	1	-	(Z)	23	1	20	3	(Z)	-	1	23	-	-	30	20942	
128	85	584	7	23	-	15	8	12	4	7	62	104	606	-	(Z)	2	287	2096
96	71	487	-	22	-	10	1	3	-	6	40	88	526	-	-	2	175	20961
32	14	97	7	1	-	5	6	9	4	1	22	17	80	-	-	112	20962	
128	-	608	-	-	-	-	-	-	-	-	-	-	561	-	-	26	20971	
12	3	29	5	3	-	4	(Z)	8	1	3	17	5	112	(Z)	4	-	20981	
175	38	445	33	5	(Z)	57	2	14	16	17	36	57	770	8	4	201	2099	
6	-	15	(Z)	-	-	4	(Z)	1	1	(Z)	(Z)	8	28	-	-	8	20991	
113	14	39	6	4	-	8	1	2	7	4	27	14	136	7	3	7	20992	
4	(Z)	24	9	(Z)	-	2	-	5	1	4	(Z)	6	33	-	-	168	20993	
(Z)	4	15	13	(Z)	(Z)	1	(Z)	(Z)	1	1	1	1	18	1	-	3	20997	
3	-	14	(Z)	(Z)	-	2	(Z)	2	-	(Z)	(Z)	9	14	-	-	1	20998	
49	20	322	4	(Z)	(Z)	41	(Z)	3	3	7	(Z)	5	518	(Z)	1	10	20999	
30	39	72	19	2	(Z)	12	(Z)	9	3	(Z)	8	4	88	(Z)	(Z)	84	21	
24	32	65	17	2	-	10	-	8	3	-	7	3	84	(Z)	-	-	21111	
1	(Z)	2	(Z)	-	(Z)	(Z)	(Z)	(Z)	(Z)	(Z)	(Z)	(Z)	2	(Z)	(Z)	-	21211	
4	6	5	2	(Z)	-	2	(Z)	1	(Z)	(Z)	(Z)	1	2	-	-	1	2131	
2	4	3	-	(Z)	-	1	(Z)	(Z)	-	-	-	(Z)	(Z)	-	-	-	21311	
1	2	2	2	(Z)	-	1	(Z)	(Z)	(Z)	(Z)	(Z)	1	1	-	-	1	21312	
1	1	(Z)	-	-	-	1	(Z)	-	-	-	-	(Z)	(Z)	-	-	-	21313	
1	-	-	-	-	-	-	-	-	-	-	-	-	-	-	-	84	2141	
1	-	-	-	-	-	-	-	-	-	-	-	-	-	-	-	84	21411	
-	-	-	-	-	-	-	-	-	-	-	-	-	-	-	-	-	-	21419
90	75	392	5	6	1	30	9	70	26	11	55	28	741	(Z)	4	349	22	
4	14	106	1	(Z)	-	5	1	1	4	1	3	1	34	-	(Z)	47	2211	
1	(Z)	22	(Z)	(Z)	-	5	-	(Z)	(Z)	(Z)	(Z)	(Z)	3	-	(Z)	13	22111	
(Z)	1	10	(Z)	-	-	(Z)	(Z)	-	-	-	1	-	4	-	-	8	22112	
3	14	74	1	(Z)	-	(Z)	1	1	9	1	2	1	27	-	(Z)	26	22119	
16	3	32	(Z)	-	-	3	1	2	(Z)	(Z)	4	2	49	(Z)	(Z)	85	222	
16	3	32	(Z)	-	-	3	1	2	(Z)	(Z)	4	2	48	(Z)	(Z)	85	2221	
14	2	31	(Z)	2	-	3	1	2	(Z)	(Z)	4	2	47	(Z)	(Z)	85	22211	
2	(Z)	(Z)	(Z)	-	-	(Z)	-	(Z)	-	(Z)	(Z)	1	1	-	-	-	22213	
(Z)	(Z)	1	-	-	-	(Z)	-	(Z)	(Z)	(Z)	2	1	5	-	(Z)	1	2231	

TABLE 5. SHIPMENTS BY MANUFACTURING ESTABLISHMENTS--COMMODITIES BY STATE OF DESTINATION: 1977--CON.

TCC CDDE	COMMODITY	TOTAL TONS SHIPPED (THOU- SANDS)	NEW ENGLAND						MIDDLE ATLANTIC		
			MAINE	NEW HAMP- SHIRE	VER- MONT	MASSA- CHU- SETTS	RHODE ISLAND	CON- NECT- ICUT	NEW YORK	NEW JERSEY	PENN- SYL- VANIA
22311	WOOL BROAOWOVEN FABRICS, EXC. BLANKETS	148	2	(Z)	-	20	1	3	22	65	4
22411	NARROW FABRICS *	167	(Z)	(Z)	(Z)	3	1	2	21	48	8
22511	KNIT FABRICS *	1 791	9	2	8	30	3	22	347	89	352
227	FLOOR COVERINGS	2 410	2	1	4	48	3	5	106	68	99
22711	WOVEN CARPETS AND RUGS *	50	(Z)	(Z)	(Z)	1	-	(Z)	2	(Z)	1
22721	TUFTED CARPETS AND RUGS *	2 206	2	1	4	45	3	5	102	67	91
22799	CARPETS, RUGS, AND MATS, NEC *	154	1	-	-	2	(Z)	(Z)	4	2	6
228	THREAD AND YARN	3 029	20	10	1	51	16	10	155	106	221
2281	YARN	2 870	24	10	1	51	17	5	157	100	223
22811	COTTON YARN	502	-	(Z)	-	3	4	(Z)	38	16	55
22813	WOOL THREAD AND YARN	56	2	1	-	5	1	(Z)	3	1	7
22819	YARN, NEC	2 312	22	8	1	43	13	5	116	83	162
22841	THREAD *	215	(Z)	1	(Z)	3	(Z)	5	6	3	3
229	MISCELLANEOUS TEXTILE GOODS	2 327	13	7	(Z)	133	48	31	134	93	127
22911	FELT GOODS, EXC. WOVEN FELTS AND HATS *	71	1	(Z)	(Z)	3	(Z)	(Z)	7	2	2
22921	LACE GOODS *	8	(Z)	(Z)	-	(Z)	(Z)	(Z)	3	3	(Z)
22931	PADDING AND UPHOLSTERY FILLINGS *	211	(Z)	1	-	3	(Z)	1	7	5	9
22941	TEXTILE WASTE, GARNETTED AND PROCESSED *	538	10	2	-	43	42	10	34	12	15
22951	ARTIFICIAL LEATHER AND OILCLOTH *	370	(Z)	1	(Z)	24	(Z)	11	31	20	12
22961	TIRE CORD AND FABRIC *	399	-	-	-	1	(Z)	(Z)	8	(Z)	25
2297	WOOL AND MOHAIR, SCURED	166	9	1	-	46	7	(Z)	13	(Z)	19
22971	WOOL AND MOHAIR, CARBONIZED AND SCURED	62	7	(Z)	-	17	-	(Z)	11	(Z)	5
22972	TOPS, ALL FIBERS, PROCESSED	32	2	(Z)	-	3	4	(Z)	1	(Z)	(Z)
22973	TEXTILE FIBERS, PREPARED FOR SPINNING	67	-	1	-	24	1	-	1	-	14
22981	COROSAGE AND TWINE *	155	3	(Z)	(Z)	3	5	3	14	4	7
2299	TEXTILE GOODS, NEC	537	1	3	(Z)	57	5	5	41	36	57
22991	BLENDED FIBER FABRICS	237	(Z)	3	-	10	(Z)	-	17	12	11
22992	JUTE GOODS	20	-	-	-	-	-	-	1	1	2
22999	TEXTILE GOODS, NEC	132	(Z)	(Z)	(Z)	8	4	3	8	21	6
23	APPAREL, OTHER FINISHED TEXTILE PRODUCTS, INCL. KNIT	5 645	11	6	2	145	27	42	757	335	307
23111	MEN'S, YOUTH'S, AND BOYS' CLOTHING *	1 460	2	3	1	49	2	9	156	49	131
23311	WOMEN'S, MISSES', CHILDREN'S, AND INFANTS' CLOTHING *	1 753	1	1	1	45	17	13	343	123	73
235	CAPS, HATS, AND MILLINERY	64	(Z)	-	(Z)	(Z)	(Z)	5	7	1	1
23511	MILLINERY *	4	-	-	-	(Z)	(Z)	(Z)	2	(Z)	(Z)
23521	HATS AND CAPS, MEN'S *	62	(Z)	-	(Z)	(Z)	(Z)	5	5	1	1
23711	FUR GOODS *	6	-	-	(Z)	(Z)	-	(Z)	(Z)	(Z)	(Z)
238	MISCELLANEOUS APPAREL AND ACCESSORIES	232	1	1	(Z)	9	1	2	51	6	18
2381	GLOVES AND MITTENS, EXC. ALL LEATHER	50	(Z)	(Z)	(Z)	1	(Z)	(Z)	1	1	3
23811	DRESS GLOVES AND MITTENS, EXC. ALL LEATHER	3	-	-	(Z)	1	(Z)	(Z)	(Z)	(Z)	(Z)
23812	WORK GLOVES AND MITTENS, EXC. ALL LEATHER	47	(Z)	(Z)	(Z)	1	(Z)	(Z)	1	1	3
23841	ROBES AND DRESSING GOWNS *	39	(Z)	-	-	1	(Z)	(Z)	9	1	1
23851	RAINCOATS AND OTHER WATERPROOF OUTER GARMENTS *	34	(Z)	(Z)	-	2	(Z)	(Z)	1	1	5
23861	LEATHER AND SHEEP LINED CLOTHING *	12	(Z)	(Z)	-	(Z)	(Z)	(Z)	3	1	1
23871	APPAREL BELTS *	39	(Z)	(Z)	-	4	1	1	18	(Z)	2
23891	APPAREL, NEC *	67	(Z)	(Z)	(Z)	(Z)	(Z)	(Z)	22	3	7
239	MISCELLANEOUS FABRICATED TEXTILE PRODUCTS	2 062	5	1	1	27	3	12	196	135	95
2391	CURTAINS AND DRAPERIES	216	(Z)	(Z)	(Z)	4	(Z)	(Z)	46	17	8
23911	WINDOW CURTAINS, EXC. LACE	106	(Z)	(Z)	(Z)	2	(Z)	(Z)	28	15	3
23912	DRAPERIES AND TAPESTRIES	110	(Z)	(Z)	(Z)	2	(Z)	(Z)	18	2	5
2392	HOUSE FURNISHINGS, EXC. CURTAINS AND DRAPERIES	714	3	1	1	8	2	8	59	27	51
23921	BEDSPREADS AND BED SETS	41	(Z)	(Z)	-	(Z)	(Z)	2	2	2	1
23922	SHEETS AND PILLOWCASES	234	1	(Z)	-	(Z)	(Z)	(Z)	21	6	7
23923	TOWELS AND WASHCLOTHS	187	2	(Z)	(Z)	1	-	1	19	5	27
23924	TABLECLOTHS AND NAPKINS	52	(Z)	-	(Z)	2	(Z)	1	6	4	3
23927	SLIP COVERS	9	-	-	-	(Z)	(Z)	(Z)	1	3	3
23928	COMFORTERS AND QUILTS	17	-	(Z)	-	(Z)	(Z)	1	3	3	4
23929	HOUSE FURNISHINGS, NEC	65	(Z)	(Z)	(Z)	(Z)	(Z)	3	2	2	2
23931	TEXTILE BAGS *	207	1	(Z)	-	1	(Z)	(Z)	25	2	14
2394	CANVAS PRODUCTS, EXC. BAGS	78	(Z)	(Z)	(Z)	5	(Z)	1	4	4	6
23941	TENTS	32	(Z)	(Z)	-	3	(Z)	(Z)	1	3	3
23943	TARPAULINS	31	(Z)	(Z)	-	2	-	(Z)	2	2	1
23944	SAILS	1	(Z)	(Z)	(Z)	(Z)	(Z)	(Z)	(Z)	(Z)	(Z)
23949	CANVAS PRODUCTS, NEC	5	-	-	-	-	-	(Z)	(Z)	(Z)	(Z)
23951	TEXTILE PRODUCTS: PLEATED, QUILTED, EMBROIDERED *	219	(Z)	(Z)	(Z)	2	(Z)	2	22	127	8
23961	AUTOMOTIVE TRIMMINGS AND APPAREL FINDINGS, TEXTILE *	327	(Z)	(Z)	(Z)	3	(Z)	1	35	9	4
2399	FABRICATED TEXTILE PRODUCTS, NEC	362	(Z)	(Z)	-	4	1	(Z)	26	8	6
23991	AUTOMOBILE SEAT COVERS	14	-	-	-	(Z)	-	(Z)	1	(Z)	(Z)
23993	SLEEPING BAGS	9	-	(Z)	-	-	-	(Z)	(Z)	(Z)	(Z)
23994	PARACHUTES	2	-	-	-	(Z)	-	(Z)	(Z)	(Z)	(Z)
23999	FABRICATED TEXTILE PRODUCTS, NEC	337	(Z)	(Z)	-	4	1	(Z)	25	8	5
24	LUMBER AND WOOD PRODUCTS, EXCEPT FURNITURE	356 978	13 601	701	316	1 240	183	1 156	3 814	1 973	4 171
2411	PRIMARY FOREST AND WOOD RAW MATERIALS *	295 722	16 239	-	-	1	-	-	249	42	32
24111	SAWLOGS	130 386	8 130	-	-	-	-	-	-	-	31
24114	PULPWOOD LOGS	24 961	1 165	-	-	-	-	-	-	-	-
24115	PULPWOOD AND OTHER WOOD CHIPS	122 698	6 945	-	-	-	-	-	9	(Z)	1
24117	FUELWOOD AND CORDWOOD	4 361	-	-	-	-	-	-	-	-	-
24119	PRIMARY FOREST AND WOOD RAW MATERIALS, NEC	441	-	-	-	1	-	-	241	-	1
242	SAWMILL AND PLANING MILL PRODUCTS	60 707	7	170	238	534	73	517	1 980	974	1 770
2421	LUMBER AND DIMENSION STOCK	62 420	7	94	596	345	162	850	2 336	980	1 767
24211	LUMBER, SOFTWOOD FLOORING, AND CUT-STOCK	51 143	6	10	3	319	161	84	788	940	1 728
24212	SAWED TIES (RAILROAD, MINE, ETC.)	3 121	-	52	-	-	-	4	-	-	-
24214	HARDWOOD DIMENSION STOCK AND FURNITURE PARTS	4 130	-	15	592	4	-	734	1 495	16	8
24215	HARDWOOD FLOORING	287	1	-	1	19	2	12	16	12	30
2429	MISCELLANEOUS SAWMILL AND PLANING MILL PRODUCTS	4 076	-	-	-	292	-	100	285	6	1
24291	SHINGLES	612	-	-	-	-	-	-	-	-	1
24292	COOPERAGE STOCK	352	-	-	-	-	-	-	-	-	-
24293	SHAVINGS AND SAWDUST	2 808	-	-	-	291	-	82	284	-	-
24299	SAWMILL AND PLANING MILL PRODUCTS, NEC	245	-	-	-	-	-	18	-	5	-
243	MILLWORK, PLYWOOD, AND PREFABRICATED WOOD PRODUCTS	26 258	83	72	46	208	74	95	466	220	779
2431	MILLWORK	2 968	15	19	(Z)	32	3	5	133	71	71
24311	WINDOW UNITS, WOOD	295	3	9	(Z)	15	2	3	18	6	27
24312	WINDOW SASH, WOOD	65	-	-	-	-	-	-	31	-	(Z)
24313	WINDOW AND DOOR FRAMES AND JAMS, WOOD	147	-	1	-	2	-	-	3	5	10
24314	DOORS AND SHUTTERS, WOOD	1 320	12	8	-	13	(Z)	1	32	4	11
24316	WOOD MOULDINGS	839	-	-	(Z)	1	-	-	11	27	14
24319	MILLWORK, NEC	303	-	(Z)	-	1	(Z)	(Z)	37	29	9
24321	VEENER AND PLYWOOD *	16 001	28	10	33	129	53	71	221	102	378
2433	PREFABRICATED WOOD BUILDINGS AND COMPONENTS	4 721	30	31	5	26	10	9	70	17	180

TONS (THOUSANDS) SHIPPED BY STATE OF DESTINATION--CON.

EAST NORTH CENTRAL					WEST NORTH CENTRAL							SOUTH ATLANTIC			TCC CODE	
OHIO	INDIANA	ILLI-NOIS	MICH-IGAN	WISCON-SIN	MINNE-SOTA	IOWA	MISSOU-RI	NORTH DAKOTA	SOUTH DAKOTA	NEBRAS-KA	KANSAS	DELA-WARE	MARY-LAND	DISTRICT OF COLUMBIA	VIRGIN-IA	
(Z)	(Z)	1	(Z)	(Z)	(Z)	(Z)	3	-	-	(Z)	(Z)	(Z)	1	-	6	22311
13	1	4	10	1	1	1	2	-	(Z)	(Z)	(Z)	(Z)	1	(Z)	1	22411
34	4	14	11	3	4	1	7	(Z)	(Z)	1	2	1	8	(Z)	46	22511
73	36	97	140	20	46	58	71	(Z)	14	15	18	4	19	5	24	227
(Z)	(Z)	9	1	(Z)	2	(Z)	1	(Z)	(Z)	(Z)	(Z)	(Z)	(Z)	(Z)	(Z)	22711
67	35	85	134	20	42	58	69	(Z)	14	14	18	4	17	5	23	22721
3	1	3	3	(Z)	1	(Z)	1	(Z)	-	(Z)	(Z)	-	2	(Z)	1	22799
37	2	16	23	13	6	2	9	(Z)	(Z)	8	11	1	7	-	68	228
35	2	14	21	12	5	1	11	(Z)	(Z)	11	11	(Z)	6	-	73	2281
4	(Z)	3	1	1	1	-	(Z)	-	-	-	10	-	2	-	6	22811
1	(Z)	1	1	1	1	(Z)	(Z)	-	(Z)	(Z)	-	-	(Z)	-	4	22813
31	1	9	20	10	3	1	11	(Z)	(Z)	11	1	(Z)	4	-	63	22819
2	(Z)	2	1	(Z)	(Z)	(Z)	(Z)	-	-	(Z)	(Z)	(Z)	(Z)	-	1	22841
143	30	100	186	28	17	20	55	2	(Z)	3	25	4	17	2	45	229
3	(Z)	1	3	1	2	-	2	-	(Z)	(Z)	1	(Z)	1	-	1	22911
(Z)	(Z)	(Z)	(Z)	(Z)	(Z)	(Z)	(Z)	(Z)	-	(Z)	-	(Z)	(Z)	(Z)	(Z)	22921
17	4	17	23	3	1	(Z)	6	(Z)	(Z)	(Z)	(Z)	(Z)	3	-	(Z)	22931
19	1	8	2	5	(Z)	4	4	-	-	-	-	2	1	-	4	22941
12	13	19	107	5	5	2	8	(Z)	(Z)	2	3	1	(Z)	2	2	22951
52	6	14	16	2	(Z)	8	(Z)	-	-	1	18	(Z)	6	-	23	22961
(Z)	(Z)	8	(Z)	1	(Z)	-	(Z)	-	-	-	-	-	-	-	(Z)	2297
-	-	(Z)	-	-	-	-	-	-	-	-	-	-	-	-	-	22971
(Z)	(Z)	-	(Z)	(Z)	(Z)	-	(Z)	-	-	-	-	-	-	-	(Z)	22972
(Z)	-	8	-	1	-	-	-	-	-	-	-	-	-	-	(Z)	22973
12	2	6	4	3	1	1	4	(Z)	(Z)	(Z)	3	(Z)	2	(Z)	1	22981
20	2	27	30	7	4	5	37	1	(Z)	(Z)	(Z)	2	4	-	16	2299
9	-	16	29	5	2	5	24	1	(Z)	(Z)	(Z)	(Z)	3	-	5	22991
4	-	(Z)	(Z)	-	-	-	-	-	-	-	-	-	-	-	1	22992
2	(Z)	3	1	1	2	1	(Z)	(Z)	-	-	(Z)	2	(Z)	-	4	22999
191	63	187	304	61	78	20	113	5	4	25	81	27	58	9	92	23
36	22	35	38	14	17	7	26	2	2	6	21	3	17	2	39	23111
47	14	48	32	19	22	4	27	1	1	5	4	12	13	3	31	23311
1	1	2	1	1	3	(Z)	1	(Z)	(Z)	(Z)	26	(Z)	(Z)	(Z)	(Z)	235
(Z)	(Z)	(Z)	(Z)	(Z)	(Z)	(Z)	(Z)	(Z)	-	(Z)	(Z)	(Z)	(Z)	-	(Z)	23511
1	1	1	1	(Z)	3	(Z)	1	(Z)	(Z)	(Z)	29	(Z)	(Z)	(Z)	(Z)	23521
(Z)	(Z)	1	(Z)	(Z)	(Z)	(Z)	1	(Z)	-	-	-	(Z)	(Z)	(Z)	(Z)	23711
8	7	16	12	3	2	1	4	(Z)	(Z)	(Z)	1	1	9	1	2	238
3	6	8	2	1	(Z)	(Z)	1	(Z)	(Z)	(Z)	(Z)	(Z)	3	-	1	2381
(Z)	(Z)	(Z)	(Z)	(Z)	(Z)	-	(Z)	-	-	-	(Z)	(Z)	(Z)	-	(Z)	23811
3	6	8	2	1	(Z)	(Z)	1	(Z)	(Z)	(Z)	(Z)	(Z)	3	-	1	23812
4	(Z)	2	4	(Z)	(Z)	(Z)	1	(Z)	(Z)	-	(Z)	-	(Z)	1	(Z)	23841
(Z)	(Z)	2	1	(Z)	(Z)	(Z)	1	(Z)	(Z)	(Z)	(Z)	(Z)	6	(Z)	(Z)	23851
1	(Z)	1	1	(Z)	(Z)	(Z)	(Z)	(Z)	(Z)	(Z)	(Z)	(Z)	(Z)	(Z)	(Z)	23861
1	(Z)	2	(Z)	(Z)	(Z)	(Z)	(Z)	(Z)	(Z)	(Z)	(Z)	(Z)	(Z)	(Z)	1	23871
2	1	2	6	(Z)	1	(Z)	1	(Z)	(Z)	(Z)	(Z)	1	1	-	1	23891
94	17	81	225	23	33	8	72	3	2	11	37	9	19	3	16	239
9	1	8	2	1	2	1	5	(Z)	(Z)	(Z)	1	(Z)	3	(Z)	2	2391
5	(Z)	4	1	(Z)	2	(Z)	3	(Z)	(Z)	(Z)	(Z)	(Z)	(Z)	-	(Z)	23911
4	1	5	1	1	1	1	1	(Z)	(Z)	(Z)	1	(Z)	2	(Z)	1	23912
35	9	38	29	6	12	3	9	(Z)	(Z)	(Z)	4	10	2	6	7	2392
1	(Z)	4	1	1	(Z)	(Z)	(Z)	(Z)	(Z)	(Z)	4	10	2	6	2	23921
5	1	7	4	(Z)	1	1	1	(Z)	-	(Z)	6	1	2	(Z)	1	23922
13	2	8	5	1	4	1	6	(Z)	-	3	(Z)	(Z)	1	(Z)	2	23923
5	(Z)	2	2	-	3	(Z)	1	-	-	(Z)	1	-	1	(Z)	2	23924
1	(Z)	2	(Z)	(Z)	-	(Z)	(Z)	(Z)	-	(Z)	(Z)	-	(Z)	-	(Z)	23927
1	(Z)	2	(Z)	(Z)	(Z)	(Z)	(Z)	(Z)	(Z)	(Z)	(Z)	-	-	-	(Z)	23928
3	(Z)	3	2	(Z)	1	(Z)	2	(Z)	(Z)	(Z)	(Z)	(Z)	(Z)	1	(Z)	23929
2	2	4	8	4	3	(Z)	4	(Z)	(Z)	2	4	(Z)	1	(Z)	3	23931
(Z)	(Z)	1	4	1	2	1	2	1	(Z)	(Z)	1	(Z)	2	(Z)	3	2394
1	(Z)	1	2	(Z)	1	(Z)	1	-	-	(Z)	-	(Z)	1	(Z)	(Z)	23941
(Z)	(Z)	(Z)	(Z)	(Z)	(Z)	(Z)	2	(Z)	-	(Z)	-	(Z)	1	(Z)	3	23943
(Z)	(Z)	(Z)	(Z)	(Z)	(Z)	(Z)	(Z)	(Z)	-	(Z)	-	(Z)	-	(Z)	-	23944
(Z)	(Z)	(Z)	(Z)	(Z)	(Z)	(Z)	(Z)	(Z)	-	(Z)	-	(Z)	-	(Z)	-	23949
6	(Z)	6	1	2	(Z)	1	1	(Z)	(Z)	(Z)	(Z)	(Z)	(Z)	(Z)	1	23951
31	1	11	114	6	3	(Z)	29	-	(Z)	(Z)	11	3	1	(Z)	1	23961
13	1	11	85	2	11	(Z)	22	(Z)	(Z)	(Z)	2	4	7	(Z)	2	2399
(Z)	(Z)	-	10	(Z)	-	(Z)	-	-	-	-	-	-	(Z)	-	-	23991
1	(Z)	(Z)	(Z)	(Z)	1	-	(Z)	-	-	-	-	-	-	-	(Z)	23993
-	(Z)	-	-	-	(Z)	-	-	-	-	-	-	(Z)	-	-	(Z)	23994
11	1	11	75	2	11	(Z)	22	(Z)	(Z)	(Z)	2	4	7	(Z)	1	23999
3 981	2 284	4 159	3 657	6 615	1 594	1 301	2 114	253	145	303	2 755	93	4 007	97	5 063	24
39	687	14	197	8 003	25	-	(Z)	-	-	(Z)	23	-	6 455	-	2 678	2411
4	687	-	9	154	-	-	-	-	-	-	23	-	5 206	-	835	24111
-	-	-	-	7 472	-	-	-	-	-	-	-	-	386	-	-	24114
35	-	12	100	86	-	-	-	-	-	-	-	-	769	-	1 738	24115
-	-	-	-	-	-	-	-	-	-	-	-	-	-	-	-	24117
1	-	2	1	139	25	-	(Z)	-	-	(Z)	-	-	1	-	-	24119
1 747	501	1 069	1 337	1 500	623	337	1 096	148	31	79	2 707	40	668	13	1 193	242
1 703	455	1 196	1 469	1 429	623	346	601	144	35	103	6 560	40	525	12	1 071	2421
1 556	314	924	1 443	1 091	575	322	582	144	35	86	6 549	40	496	10	906	24211
-	-	237	-	302	-	-	-	-	-	-	1	-	-	-	-	24212
7	126	14	12	1	3	6	(Z)	-	-	5	(Z)	-	18	-	137	24214
10	(Z)	5	10	(Z)	2	8	3	-	-	12	-	-	12	2	28	24215
31	4	17	5	36	11	13	33	1	1	4	4	1	133	-	2	2429
2	2	9	4	3	5	13	5	1	1	3	4	1	-	-	5	24291
4	-	(Z)	-	-	-	1	25	-	-	-	-	-	-	-	-	24292
16	-	(Z)	(Z)	28	-	-	-	-	-	2	(Z)	-	133	-	16	24293
878	719	1 012	726	560	534	379	402	83	98	93	202	38	312	43	608	243
132	77	151	91	146	98	85	66	16	11	12	70	3	56	1	48	2431
8	19	18	24	23	14	11	6	7	2	1	6	3	7	-	5	24311
(Z)	-	4	1	3	1	1	6	1	(Z)	1	6	-	3	-	(Z)	24312
1	(Z)	(Z)	2	(Z)	6	1	4	1	1	-	3	-	3	-	4	24313
44	45	69	31	69	41	71	25	5	7	9	51	(Z)	10	(Z)	15	24314
74	8	27	24	8	34	(Z)	13	2	-	2	-	-	6	-	13	24316
4	4	33	9	43	1	1	12	(Z)	(Z)	1	3	(Z)	26	1	10	24319
396	387	420	343	153	210	115	209	32	40	52	80	5	179	41	355	24321
203	125	320	152	189	124	154	88	18	37	18	42	26	57	(Z)	210	2433



TABLE 5. SHIPMENTS BY MANUFACTURING ESTABLISHMENTS--COMMODITIES BY STATE OF DESTINATION: 1977--CDN.

TONS (THOUSANDS) SHIPPED BY STATE OF DESTINATION--CDN.

TCC CODE	COMMODITY	SOUTH ATLANTIC--CDN.					EAST SOUTH CENTRAL				WSC
		WEST VIR- GINIA	NORTH CARO- LINA	SOUTH CARO- LINA	GEORGIA	FLORIDA	KEN- TUCKY	TEN- NESSEE	ALA- BAMA	MISSIS- SIPPI	
22311	WOOL BROADWOVEN FABRICS, EXC. BLANKETS	(Z)	1	(Z)	6	(Z)	(Z)	(Z)	(Z)	(Z)	(Z)
22411	NARROW FABRICS *	(Z)	8	3	9	2	8	4	1	1	2
22511	KNIT FABRICS *	1	344	82	70	16	4	39	21	38	11
227	FLOOR COVERINGS	8	40	33	515	68	16	20	17	7	6
22711	WOVEN CARPETS AND RUGS *	(Z)	12	6	2	2	(Z)	1	(Z)	(Z)	(Z)
22721	TUFTED CARPETS AND RUGS *	7	26	27	506	64	16	19	17	7	6
22799	CARPETS, RUGS, AND MATS, NEC *	(Z)	3	(Z)	8	2	(Z)	1	(Z)	(Z)	(Z)
228	THREAD AND YARN	2	1 113	181	516	33	10	10B	45	19	8
2281	YARN	2	1 028	177	497	29	9	10D3	45	17	7
22811	COTTON YARN	(Z)	224	39	26	1	(Z)	7	5	2	1
22813	WOOL THREAD AND YARN	(Z)	8	4	6	2	-	(Z)	(Z)	-	(Z)
22819	YARN, NEC	2	796	134	464	27	9	95	40	15	6
22841	THREAD *	(Z)	110	11	41	1	1	4	1	2	1
229	MISCELLANEOUS TEXTILE GOODS	4	190	85	129	26	52	66	54	52	17
22911	FELT GOODS, EXC. WOVEN FELTS AND MATS *	(Z)	(Z)	(Z)	1	(Z)	(Z)	3	1	(Z)	(Z)
22921	LACE GOODS *	(Z)	(Z)	(Z)	(Z)	(Z)	(Z)	(Z)	(Z)	(Z)	(Z)
22931	PADDING AND UPMOLSTERY FILLINGS *	(Z)	32	9	3	1	(Z)	3	(Z)	19	1
22941	TEXTILE WASTE, GARNETTED AND PROCESSED *	2	49	51	67	2	17	3	3	(Z)	(Z)
22951	ARTIFICIAL LEATHER AND DILCLOTH *	(Z)	23	(Z)	4	2	3	6	2	13	1
22961	TIRE CORD AND FABRIC *	-	23	11	14	2	26	31	34	5	10
2297	WDL AND MOHAIR, SCURED	-	10	9	15	(Z)	2	(Z)	(Z)	-	-
22971	WDL AND MOHAIR, CARBONIZED AND SCURED	-	(Z)	5	5	-	-	(Z)	-	-	-
22972	TOPS, ALL FIBERS, PROCESSED	-	5	8	6	-	2	(Z)	(Z)	-	-
22975	TEXTILE FIBERS, PREPARED FOR SPINNING	-	5	4	4	(Z)	-	-	-	-	-
22981	CORDDAGE AND TWINE *	2	21	(Z)	3	13	3	4	1	11	3
2299	TEXTILE GOODS, NEC	2	43	11	29	8	2	14	13	6	3
22991	BONDED FIBER FABRICS	2	15	3	9	2	1	8	1	5	(Z)
22992	JUTE GOODS	3	(Z)	(Z)	(Z)	-	(Z)	-	2	-	1
22999	TEXTILE GOODS, NEC	-	26	6	7	2	(Z)	6	8	1	1
23	APPAREL, OTHER FINISHED TEXTILE PRODUCTS, INCL. KNIT	20	301	189	313	89	103	227	61	52	26
23111	MEN'S, YOUTH'S, AND BOYS' CLOTHING *	4	71	59	90	21	72	103	21	25	12
23311	WOMEN'S, MISSES', CHILDREN'S, AND INFANTS' CLOTHING *	7	89	61	112	16	4	70	23	9	4
235	CAPS, HATS, AND MILLINERY	(Z)	1	(Z)	(Z)	1	(Z)	(Z)	(Z)	(Z)	(Z)
23511	MILLINERY *	(Z)	(Z)	(Z)	(Z)	(Z)	(Z)	(Z)	(Z)	(Z)	(Z)
23521	MATS AND CAPS, MEN'S *	(Z)	1	(Z)	(Z)	1	(Z)	(Z)	(Z)	(Z)	(Z)
23711	FUR GOODS *	(Z)	-	-	(Z)	(Z)	(Z)	(Z)	(Z)	-	(Z)
238	MISCELLANEOUS APPAREL AND ACCESSORIES	1	2	1	16	5	2	12	1	1	1
2381	GLOVES AND MITTENS, EXC. ALL LEATHER	(Z)	(Z)	(Z)	(Z)	(Z)	(Z)	9	1	(Z)	(Z)
23811	DRESS GLOVES AND MITTENS, EXC. ALL LEATHER	(Z)	-	-	-	-	-	(Z)	(Z)	-	-
23812	WORK GLOVES AND MITTENS, EXC. ALL LEATHER	(Z)	(Z)	(Z)	(Z)	(Z)	(Z)	9	1	(Z)	(Z)
23841	ROBES AND DRESSING GOWNS *	(Z)	1	1	(Z)	1	1	(Z)	(Z)	(Z)	(Z)
23851	RAINCOATS AND OTHER WATERPROOF OUTER GARMENTS *	(Z)	(Z)	(Z)	9	(Z)	(Z)	(Z)	(Z)	(Z)	(Z)
23861	LEATHER AND SHEEP LINED CLOTHING *	(Z)	(Z)	(Z)	(Z)	(Z)	(Z)	(Z)	(Z)	(Z)	(Z)
23871	APPAREL BELTS *	(Z)	1	(Z)	(Z)	1	(Z)	(Z)	(Z)	(Z)	(Z)
23891	APPAREL, NEC *	1	(Z)	(Z)	1	1	1	2	(Z)	(Z)	(Z)
239	MISCELLANEOUS FABRICATED TEXTILE PRODUCTS	6	138	84	91	44	18	27	20	16	9
2391	CURTAINS AND DRAPERIES	(Z)	29	5	12	5	1	2	1	6	1
23911	WINDOW CURTAINS, EXC. LACE	(Z)	13	(Z)	2	2	(Z)	1	(Z)	3	(Z)
23912	DRAPERIES AND TAPESTRIES	(Z)	17	4	10	2	(Z)	1	1	3	(Z)
2392	HOUSE FURNISHINGS, EXC. CURTAINS AND DRAPERIES	3	83	50	18	19	4	13	14	3	4
23921	BEDSPREADS AND BED SETS	(Z)	8	(Z)	1	1	(Z)	1	(Z)	(Z)	(Z)
23922	SHEETS AND PILLOWCASES	1	46	47	4	7	2	3	6	(Z)	1
23923	TOWELS AND WASHCLOTHS	(Z)	24	2	6	8	1	7	5	(Z)	1
23924	TABLECLOTHS AND NAPKINS	1	1	1	1	1	(Z)	(Z)	(Z)	3	(Z)
23927	SLIP COVERS	(Z)	-	(Z)	(Z)	(Z)	(Z)	(Z)	(Z)	-	-
23928	CUMFORTERS AND QUILTS	(Z)	(Z)	(Z)	(Z)	(Z)	(Z)	(Z)	(Z)	(Z)	-
23929	HOUSE FURNISHINGS, NEC	(Z)	3	(Z)	3	1	(Z)	(Z)	(Z)	(Z)	(Z)
23931	TEXTILE BAGS *	1	6	3	9	5	1	2	1	(Z)	2
2394	CANVAS PRODUCTS, EXC. BAGS	1	1	1	2	4	(Z)	2	1	5	(Z)
23941	TENTS	(Z)	(Z)	(Z)	(Z)	2	-	(Z)	(Z)	-	(Z)
23943	TARPULINS	1	1	(Z)	2	1	(Z)	1	1	5	(Z)
23944	SAILS	-	(Z)	-	-	(Z)	-	-	(Z)	-	-
23949	CANVAS PRODUCTS, NEC	-	(Z)	(Z)	(Z)	(Z)	-	1	(Z)	-	(Z)
23951	TEXTILE PRODUCTS: PLEATED, QUILTED, EMBROIDERED *	(Z)	8	2	1	3	1	2	1	1	(Z)
23961	AUTOMOTIVE TRIMMINGS AND APPAREL FINDINGS, TEXTILE *	(Z)	2	2	8	(Z)	3	1	3	(Z)	(Z)
2399	FABRICATED TEXTILE PRODUCTS, NEC	(Z)	14	24	48	8	8	6	1	(Z)	(Z)
23991	AUTOMOBILE SEAT COVERS	-	-	-	(Z)	-	-	-	-	-	-
23993	SLEEPING BAGS	-	-	(Z)	(Z)	(Z)	(Z)	1	(Z)	-	-
23994	PARACHUTES	-	1	-	-	(Z)	-	(Z)	-	-	-
23999	FABRICATED TEXTILE PRODUCTS, NEC	(Z)	14	24	47	8	8	5	1	(Z)	(Z)
24	LUMBER AND WOOD PRODUCTS, EXCEPT FURNITURE <sup>1</sup>	1 737	12 860	8 644	5 817	8 988	1 944	2 269	5 824	9 152	3 358
2411	PRIMARY FOREST AND WOOD RAW MATERIALS *	282	20 994	14 845	3 866	4 235	585	136	5 379	13 140	1 128
24111	SAWLOGS	282	6 636	6 604	2 024	36	-	1	4 687	4 653	-
24114	PULPWOOD LOGS	-	5 098	1 299	-	-	-	-	-	1 777	-
24115	FUELVWOOD AND CORDWOOD	-	9 260	3 683	974	4 192	577	134	658	3 455	1 128
24117	PRIMARY FOREST AND WOOD RAW MATERIALS, NEC	-	-	-	(Z)	-	(Z)	(Z)	-	-	-
242	SAWMILL AND PLANING MILL PRODUCTS	783	1 241	879	1 279	1 847	793	964	1 993	694	1 313
2421	LUMBER AND DIMENSION STOCK	719	1 240	481	1 235	1 068	539	930	2 247	805	1 308
24211	LUMBER, SOFTWOOD FLDRING, AND CUT-STOCK	716	1 044	478	1 212	910	465	849	2 221	783	553
24212	SAWED TIES (RAILROAD, MINE, ETC.)	-	-	-	-	149	-	2	-	1	-
24214	HARDWOOD DIMENSION STOCK AND FURNITURE PARTS	1	119	(Z)	15	8	74	52	25	13	399
24215	HARDWOOD FLDRING	(Z)	2	3	2	-	-	23	1	9	(Z)
2429	MISCELLANEOUS SAWMILL AND PLANING MILL PRODUCTS	-	15	407	5	799	312	5	20	1	13
24291	SMINGLES	-	2	(Z)	2	8	1	1	-	(Z)	3
24292	CDDPERAGE STOCK	-	6	-	-	-	310	4	-	-	3
24293	SHAVINGS AND SAWDUST	-	5	407	1	791	-	-	3	1	5
24299	SAWMILL AND PLANING MILL PRODUCTS, NEC	-	-	-	-	-	-	-	17	-	-
243	MILLWORK, PLYWOOD, AND PREFABRICATED WOOD PRODUCTS	189	895	331	956	766	300	627	443	317	195
2431	MILLWORK	5	40	33	28	62	27	40	32	6	31
24311	WINDOW UNITS, WOOD	2	4	-	1	-	3	8	3	(Z)	-
24312	WINDOW SASH, WOOD	-	-	-	-	-	(Z)	1	-	-	-
24313	WINDOW AND DOOR FRAMES AND JAMS, WOOD	-	8	9	5	5	1	1	-	(Z)	-
24314	DOORS AND SHUTTERS, WOOD	2	15	5	12	32	21	10	10	3	23
24316	WOOD MULDINGS	-	10	18	7	24	1	15	19	2	5
24319	MILLWORK, NEC	(Z)	4	1	3	1	1	7	(Z)	(Z)	2
24321	VENEER AND PLYWOOD	80	645	226	711	355	172	314	270	231	113
2433	PREFABRICATED WOOD BUILDINGS AND COMPONENTS	91	146	58	103	137	65	88	75	63	23

<sup>1</sup>Due to the estimation and benchmarking procedures, lower level data do not necessarily add to higher aggregate totals. (See appendix D for further explanation.) The largest difference occurs in Lumber and Wood Products, major group 24, where the estimated tons for group 24 is approximately 12 percent lower than the sum of the 3-digit groups. This results from a low response rate in group 241, Logging Camps and Contractors (56 percent compared to over 80 percent for the CTS as a whole) which caused substantial distortion in the estimation procedure. In making state estimates for group 24, if group 241 was missing, data from the other 3-digit groups within group 24 were used to represent group 241. Since the other 3-digit groups have a much lower weight/value relationship than group 241, total tons for group 24 tends to be understated. As explained in appendix D, the division and U.S. 2-digit estimates are derived from the state 2-digit estimates, just as division and U.S. 3-digit estimates are derived from the state 3-digit estimates. As a consequence, the division and U.S. estimates for group 24 have a lower pounds per unit value relationship (therefore, a lower total tons) than the sum of the 3-digit estimates.

TONS (THOUSANDS) SHIPPED BY STATE OF DESTINATION--CON.

WEST SOUTH CENTRAL--CON.

MOUNTAIN

PACIFIC

TCC CODE

LOUISIANA	OKLAHOMA	TEXAS	MONTANA	IDAHO	WYOMING	COLORADO	NEW MEXICO	ARIZONA	UTAH	NEVADA	WASHINGTON	OREGON	CALIFORNIA	ALASKA	HAWAII	DESTINATION UNKNOWN	TCC CODE	
(Z)	(Z)	1	-	-	-	(Z)	-	(Z)	(Z)	(Z)	2	1	5	-	-	1	22311	
1	(Z)	8	(Z)	(Z)	-	(Z)	1	(Z)	(Z)	-	(Z)	1	6	-	(Z)	(Z)	22411	
21	7	206	-	(Z)	-	(Z)	4	1	2	2	(Z)	1	88	-	(Z)	33	22511	
39	22	3	1	(Z)	1	12	4	35	14	8	31	11	311	(Z)	1	9	22711	
(Z)	(Z)	3	(Z)	(Z)	-	(Z)	1	(Z)	(Z)	(Z)	(Z)	(Z)	5	-	-	-	22721	
39	22	201	1	(Z)	1	11	4	23	12	8	29	11	223	(Z)	1	2	22799	
(Z)	(Z)	3	(Z)	(Z)	-	(Z)	-	12	1	1	2	(Z)	81	-	(Z)	8	22811	
4	6	19	1	(Z)	(Z)	7	2	1	1	1	2	1	116	-	-	41	22813	
1	6	13	1	(Z)	(Z)	8	1	(Z)	(Z)	(Z)	2	(Z)	92	-	-	41	22819	
1	-	3	-	-	-	-	-	-	-	-	-	(Z)	11	-	-	39	22819	
(Z)	(Z)	1	-	-	(Z)	(Z)	(Z)	-	-	(Z)	1	(Z)	1	-	-	2	22819	
(Z)	6	10	1	(Z)	-	8	1	(Z)	(Z)	(Z)	1	(Z)	80	-	-	-	22819	
3	(Z)	5	(Z)	(Z)	(Z)	(Z)	(Z)	1	1	-	(Z)	(Z)	3	-	-	(Z)	22841	
7	25	71	1	2	-	4	(Z)	14	3	1	9	7	123	(Z)	3	122	22911	
(Z)	(Z)	1	-	(Z)	-	(Z)	(Z)	5	(Z)	-	2	(Z)	25	-	-	1	22911	
(Z)	1	2	(Z)	-	-	(Z)	(Z)	-	-	(Z)	(Z)	-	(Z)	-	-	(Z)	22921	
(Z)	(Z)	27	-	(Z)	-	(Z)	-	3	2	(Z)	(Z)	(Z)	28	-	2	-	22931	
1	1	11	(Z)	(Z)	-	1	(Z)	(Z)	(Z)	(Z)	2	(Z)	11	(Z)	-	87	22941	
1	21	27	-	-	-	1	-	-	-	-	-	-	11	-	-	8	22951	
(Z)	-	(Z)	-	-	-	-	-	-	-	-	-	-	-	-	-	24	22961	
(Z)	-	(Z)	-	-	-	-	-	-	-	-	-	-	-	-	-	16	22971	
-	-	-	-	-	-	-	-	-	-	-	-	-	-	-	-	-	8	22972
4	1	3	1	3	-	1	(Z)	(Z)	(Z)	-	1	1	4	-	(Z)	1	22973	
1	2	12	(Z)	-	-	1	(Z)	3	1	(Z)	2	1	21	-	(Z)	5	22979	
1	1	7	-	-	-	1	(Z)	1	(Z)	-	2	1	18	-	(Z)	1	22991	
(Z)	(Z)	2	(Z)	-	-	(Z)	-	(Z)	(Z)	(Z)	(Z)	(Z)	3	-	-	-	22992	
-	-	-	-	-	-	-	-	-	-	-	-	-	-	-	(Z)	4	22999	
50	34	233	5	6	4	58	17	15	33	6	53	31	525	3	10	232	23	
14	8	83	1	1	1	8	2	6	11	2	10	5	97	(Z)	2	45	23111	
12	8	47	1	1	1	13	2	4	5	4	7	8	264	1	1	86	23311	
(Z)	(Z)	4	(Z)	(Z)	(Z)	(Z)	(Z)	(Z)	(Z)	(Z)	(Z)	(Z)	2	(Z)	(Z)	3	235	
(Z)	(Z)	3	(Z)	(Z)	(Z)	(Z)	(Z)	(Z)	(Z)	(Z)	(Z)	(Z)	1	(Z)	(Z)	1	23511	
(Z)	(Z)	3	(Z)	(Z)	(Z)	(Z)	(Z)	(Z)	(Z)	(Z)	(Z)	(Z)	1	(Z)	(Z)	2	23521	
(Z)	-	(Z)	-	-	-	-	-	-	-	-	-	-	-	-	-	4	23711	
3	1	5	(Z)	1	(Z)	1	(Z)	(Z)	1	(Z)	2	2	9	(Z)	(Z)	8	238	
1	(Z)	1	(Z)	(Z)	(Z)	1	(Z)	(Z)	(Z)	(Z)	1	(Z)	1	(Z)	(Z)	(Z)	2381	
-	-	(Z)	-	-	-	(Z)	(Z)	-	-	-	1	-	(Z)	(Z)	-	(Z)	23811	
1	(Z)	1	(Z)	(Z)	(Z)	1	(Z)	(Z)	(Z)	(Z)	(Z)	(Z)	1	(Z)	(Z)	(Z)	23812	
(Z)	(Z)	1	(Z)	(Z)	(Z)	(Z)	(Z)	(Z)	(Z)	(Z)	1	2	3	-	(Z)	1	23841	
1	(Z)	(Z)	(Z)	(Z)	(Z)	(Z)	(Z)	(Z)	(Z)	(Z)	(Z)	(Z)	1	(Z)	(Z)	(Z)	23851	
(Z)	(Z)	1	(Z)	(Z)	(Z)	(Z)	(Z)	(Z)	(Z)	(Z)	(Z)	(Z)	(Z)	(Z)	(Z)	-	23861	
1	(Z)	(Z)	(Z)	(Z)	(Z)	(Z)	(Z)	(Z)	(Z)	(Z)	(Z)	(Z)	1	(Z)	(Z)	1	23871	
(Z)	(Z)	1	(Z)	(Z)	(Z)	(Z)	(Z)	(Z)	(Z)	(Z)	1	(Z)	3	(Z)	(Z)	7	23891	
19	19	96	2	3	2	41	13	4	15	3	26	8	154	1	1	73	239	
5	1	6	(Z)	2	(Z)	(Z)	(Z)	1	(Z)	1	3	1	18	1	(Z)	3	2391	
1	(Z)	4	-	(Z)	-	(Z)	(Z)	1	(Z)	(Z)	2	(Z)	6	(Z)	(Z)	2	23911	
4	1	3	(Z)	2	-	(Z)	(Z)	(Z)	1	(Z)	1	1	12	1	-	1	23912	
5	9	42	2	(Z)	(Z)	7	2	2	4	2	8	1	49	(Z)	-	37	2392	
(Z)	(Z)	1	(Z)	(Z)	-	(Z)	-	(Z)	(Z)	(Z)	(Z)	(Z)	1	-	-	10	23921	
3	(Z)	10	(Z)	(Z)	(Z)	(Z)	(Z)	(Z)	1	(Z)	4	(Z)	11	-	-	22	23922	
(Z)	(Z)	8	1	(Z)	-	1	(Z)	(Z)	3	(Z)	3	(Z)	15	-	-	(Z)	23923	
(Z)	-	9	(Z)	-	(Z)	(Z)	(Z)	1	-	-	1	(Z)	(Z)	-	-	(Z)	23924	
(Z)	-	(Z)	-	-	-	(Z)	-	-	-	(Z)	-	-	(Z)	-	-	(Z)	23927	
-	-	(Z)	-	-	-	-	-	(Z)	-	-	(Z)	(Z)	(Z)	-	-	-	23928	
(Z)	6	1	(Z)	-	-	(Z)	-	(Z)	(Z)	1	(Z)	(Z)	21	-	-	4	23929	
4	3	22	(Z)	(Z)	1	12	7	(Z)	9	(Z)	5	2	33	(Z)	(Z)	1	23931	
2	(Z)	6	(Z)	-	(Z)	(Z)	(Z)	(Z)	(Z)	(Z)	2	1	5	1	(Z)	(Z)	2394	
1	-	4	(Z)	-	(Z)	(Z)	(Z)	(Z)	(Z)	(Z)	-	2	(Z)	3	1	(Z)	23941	
1	(Z)	1	-	-	-	(Z)	(Z)	-	-	-	-	-	(Z)	-	-	(Z)	23943	
-	(Z)	(Z)	(Z)	-	-	(Z)	-	(Z)	-	-	(Z)	(Z)	(Z)	-	(Z)	(Z)	23944	
(Z)	-	(Z)	(Z)	-	-	(Z)	-	-	-	-	(Z)	(Z)	1	-	-	-	23949	
1	(Z)	2	(Z)	(Z)	(Z)	(Z)	(Z)	1	(Z)	(Z)	(Z)	-	13	-	1	3	23951	
1	(Z)	5	(Z)	(Z)	(Z)	(Z)	(Z)	(Z)	5	(Z)	(Z)	-	11	-	(Z)	29	23961	
1	1	9	(Z)	(Z)	(Z)	(Z)	(Z)	(Z)	1	(Z)	1	1	31	1	(Z)	1	2399	
(Z)	-	-	-	-	-	-	-	-	-	-	-	-	-	-	-	-	23991	
(Z)	1	2	-	-	-	(Z)	-	-	-	-	1	(Z)	(Z)	(Z)	(Z)	(Z)	23993	
(Z)	-	1	-	-	-	-	-	-	(Z)	-	(Z)	-	(Z)	-	-	-	23994	
(Z)	(Z)	7	(Z)	(Z)	(Z)	(Z)	(Z)	(Z)	1	(Z)	1	(Z)	30	(Z)	(Z)	1	23999	
41 094	1 273	11 249	3 284	3 602	167	1 256	494	642	775	205	43 227	42 695	30 378	176	96	50 199	24	
45 441	15	10 083	2 372	4 431	-	1	1	-	-	-	39 528	33 116	18 398	-	-	43 059	2411	
6 608	(Z)	2 238	2 279	4 430	-	-	-	-	-	-	27 167	27 308	17 984	-	-	2 367	24111	
408	-	3 355	-	-	-	-	-	-	-	-	868	2 907	(Z)	-	-	229	24114	
35 871	14	353	93	-	-	-	-	-	-	-	10 561	1 205	383	-	-	40 463	24115	
282	-	719	-	1	-	-	1	-	-	-	909	1 566	15	-	-	-	24117	
-	-	(Z)	-	-	-	1	-	-	-	-	5	22	-	-	-	-	24119	
1 808	449	3 088	678	1 041	11	555	270	361	350	111	3 223	5 018	8 777	64	63	3 702	242	
1 878	439	3 224	667	1 042	11	522	265	343	341	98	3 073	4 276	8 506	62	60	3 590	2421	
1 649	436	3 021	640	1 040	11	481	264	343	320	98	3 040	4 023	6 099	62	60	1 213	24211	
1	-	3	-	-	-	-	-	-	-	-	-	3	-	-	-	2 364	24212	
44	(Z)	125	-	(Z)	(Z)	4	1	(Z)	(Z)	-	4	12	30	-	-	10	24214	
(Z)	(Z)	6	1	-	-	1	(Z)	-	-	-	9	1	28	-	-	4	24215	
119	11	39	(Z)	5	(Z)	33	1	16	9	13	151	822	232	2	4	44	2429	
1	9	21	(Z)	5	(Z)	33	-	9	9	13	149	93	149	2	4	41	24291	
-	2	-	-	-	-	-	-	-	-	-	-	-	-	-	-	3	24292	
116	-	1	-	-	-	-	(Z)	-	-	-	2	613	21	-	-	(Z)	24293	
-	-	11	-	-	-	-	-	5	-	-	-	116	55	-	-	-	24299	
465	203	1 342	119	263	68	342	66	126	389	81	1 573	5 053	1 858	75	27	462	243	
133	46	361	31	8	(Z)	30	9	116	20	8	95	52	255	4	20	69	2431	
3	1	(Z)	-	-	-	-	-	-	2	(Z)	7	7	-	-	-	12	24311	
-	(Z)	(Z)	-	-	-	-	-	-	(Z)	-	-	-	-	-	(Z)	6	24312	
5	2	39	1	(Z)	-	3	-	-	(Z)	-	-	1	2	-	-	17	24313	
29	41	209	9	7	(Z)	16	3	109	5	8	52	31	59	-	19	18	24314	
96	1	79	19	(Z)	-	8	6	7	12	(Z)	26	13	191	1	-	14	24316	
1	(Z)	37	(Z)	-	-	3	(Z)	(Z)	1	(Z)	9	(Z)	2	-	(Z)	3	24319	
243	50	766	29	85	8	193	36	60	142	38	1 073	4 880	908	58	5	267	24321	
99	22	197	37	139	56	63	19	2	106	22	444	62	359	11	-	92	2433	



TABLE 5. SHIPMENTS BY MANUFACTURING ESTABLISHMENTS--COMMODITIES BY STATE OF DESTINATION: 1977--CON.

TCC CODE	COMMODITY	TOTAL TONS SHIPPED (THOU- SANOS)	NEW ENGLAND							MIDDLE ATLANTIC		
			MAINE	NEW HAMP- SHIRE	VER- MONT	MASSA- CHU- SETTS	RHOODE ISLAND	CON- NECT- ICUT	NEW YORK	NEW JERSEY	PENN- SYL- VANIA	
24332	PREFABRICATED BUILDINGS, WOOD. . . . .	2 871	30	31	5	26	10	6	46	11	91	
24333	READY-CUT WOOD BUILDINGS, SECTIONS, AND PANELS. . . . .	1 851	-	1	-	1	-	3	24	6	90	
24341	KITCHEN CABINETS, WOOD * . . . . .	800	2	1	(Z)	4	2	4	27	14	64	
24391	STRUCTURAL WOOD PRODUCTS, NEC * . . . . .	1 253	-	-	-	1	2	-	3	14	54	
244	WOOD CONTAINERS. . . . .	1 068	-	(Z)	-	24	(Z)	2	90	24	31	
2441	WOOD CONTAINERS AND BOX SHOOKS. . . . .	1 138	-	(Z)	-	58	(Z)	2	108	25	34	
24411	BOXES, CASES, CRATES, CARRIERS, EXC. ANIMAL, POULTRY	642	-	(Z)	-	41	(Z)	1	107	23	29	
24413	FRUIT AND VEGETABLE BASKETS AND HAMPERS. . . . .	46	-	-	-	-	-	(Z)	1	1	(Z)	
24415	COOPERAGE. . . . .	149	-	-	-	(Z)	-	1	(Z)	-	-	
24416	BOX SHOOKS. . . . .	205	-	-	-	17	-	-	-	-	1	
24419	WOOD CONTAINERS AND ACCESSORIES, NEC. . . . .	70	-	-	-	(Z)	-	-	(Z)	(Z)	1	
249	MISCELLANEOUS WOOD PRODUCTS. . . . .	23 967	48	50	23	288	24	232	888	540	1 431	
2491	TREATED WOOD PRODUCTS: CREOSOTED, OILED, ETC. . . . .	8 349	8	13	8	59	4	8	226	33	698	
24911	WOOD PILING, POSTS, PROPS, CREOSOTED. . . . .	3 883	6	13	8	51	-	2	150	3	241	
24912	TIES, CREOSOTED: MINE, RAILROAD, ETC. . . . .	2 504	-	(Z)	-	8	4	1	17	15	297	
24919	TREATED WOOD PRODUCTS, NEC: CREOSOTED, ETC. . . . .	1 962	2	-	-	1	-	5	59	14	160	
24941	CORK PRODUCTS * . . . . .	80	(Z)	(Z)	-	(Z)	1	3	(Z)	(Z)	(Z)	
2497	WOOD WARE AND WOOD NOVELTIES AND FLATWARE. . . . .	77	-	-	-	1	(Z)	3	10	4	3	
2498	WOOD PRODUCTS, NEC. . . . .	22	-	1	-	(Z)	(Z)	(Z)	3	2	(Z)	
24983	SEATS, BATHTUB AND TOILET, AND RELATED ARTICLES. . . . .	26	-	-	-	-	-	-	-	-	-	
24985	BOTTLE STOPPERS, ICE CREAM STICKS, ETC. . . . .	26	-	-	-	-	-	-	-	-	-	
2499	WOOD PRODUCTS, NEC. . . . .	14 590	29	25	10	192	19	191	612	447	708	
24992	SKIOS, PALLETS, AND PLATFORMS. . . . .	4 989	-	(Z)	-	28	-	130	202	286	191	
24993	HARBOARD. . . . .	2 601	6	10	(Z)	65	16	8	249	70	100	
24994	MASTS, SPARS, OARS, AND RELATED BOAT ACCESSORIES. . . . .	29	-	-	-	-	-	-	-	5	2	
24996	WOOD PARTICLE BOARD. . . . .	6 405	23	13	10	84	3	48	143	72	391	
24999	WOOD PRODUCTS, NEC. . . . .	374	(Z)	1	-	15	-	5	17	13	20	
25	FURNITURE AND FIXTURES. . . . .	8 371	16	23	111	176	9	64	457	299	444	
251	HOUSEHOLD AND OFFICE FURNITURE. . . . .	5 955	10	23	68	140	6	45	341	201	259	
25111	CHAIRS AND BENCHES, HOUSEHOLD AND OFFICE * . . . . .	943	1	1	34	34	(Z)	6	47	22	41	
2512	TABLES AND DESKS, HOUSEHOLD AND OFFICE. . . . .	1 105	3	1	(Z)	22	3	18	88	38	43	
25121	TABLES AND DESKS, HOUSEHOLD AND OFFICE. . . . .	1 105	3	1	(Z)	22	3	18	88	38	43	
25131	DAVENPORTS AND SOFAS, HOUSEHOLD AND OFFICE * . . . . .	666	1	(Z)	1	11	(Z)	7	43	20	27	
25141	BUFFETS, SERVERS; CHINA, CORNER CLOSETS; HOUSEHOLD * . . . . .	161	2	-	(Z)	1	1	1	9	3	3	
2515	MATTRESSES AND BEDSPRINGS. . . . .	877	(Z)	(Z)	(Z)	12	(Z)	1	32	45	38	
25151	BED AND BOX SPRINGS, AND MATTRESSES. . . . .	1 748	(Z)	-	-	10	-	1	28	43	34	
25153	CHAIR AND SOFA BEGS, AND STUDIO COUCHES. . . . .	129	(Z)	(Z)	(Z)	2	(Z)	(Z)	4	2	4	
25161	BEDS AND DRESSERS, HOUSEHOLD AND OFFICE * . . . . .	695	2	1	(Z)	8	(Z)	5	46	23	17	
2517	CABINETS (EXC. WOOD KITCHEN), CASES; HOUSEHOLD, OFFICE	791	1	15	1	32	1	4	32	40	32	
25171	RADIO, PHONOGRAPH, AND TELEVISION CABINETS. . . . .	333	-	15	-	17	(Z)	(Z)	4	18	1	
25173	FILING CABINETS AND CASES. . . . .	304	(Z)	1	1	6	1	3	25	7	25	
25179	CABINETS, NEC. HOUSEHOLD AND OFFICE. . . . .	134	(Z)	(Z)	-	9	-	(Z)	3	14	4	
25181	INFANTS' AND CHILDREN'S FURNITURE * . . . . .	121	(Z)	(Z)	-	2	(Z)	1	24	3	5	
25199	HOUSEHOLD AND OFFICE FURNITURE, NEC * . . . . .	624	(Z)	2	(Z)	2	(Z)	4	31	12	66	
2531	PUBLIC BUILDING AND RELATED FURNITURE * . . . . .	319	(Z)	(Z)	-	4	(Z)	(Z)	9	6	8	
25311	SCHOOL FURNITURE, EXC. STONE AND CONCRETE. . . . .	128	-	(Z)	-	1	(Z)	(Z)	5	2	3	
25312	SEATS FOR PUBLIC CONVEYANCES. . . . .	45	-	(Z)	-	(Z)	-	(Z)	1	(Z)	2	
25314	SEATS: AUDITORIUM, BLEACHER, AND CIRCUS. . . . .	51	(Z)	(Z)	-	1	(Z)	(Z)	1	(Z)	1	
25319	PUBLIC BUILDING FURNITURE, NEC. . . . .	95	(Z)	-	-	1	(Z)	(Z)	2	3	2	
254	PARTITIONS, SHELVING, LOCKERS, FIXTURES; OFFICE, STORE	1 658	3	2	69	28	2	15	85	69	149	
25411	WOOD PARTITIONS AND FIXTURES, OFFICE AND STORE * . . . . .	1 604	1	-	41	4	1	7	26	10	41	
25421	METAL PARTITIONS AND FIXTURES, OFFICE AND STORE * . . . . .	1 009	1	2	1	20	1	2	65	60	108	
259	MISCELLANEOUS FURNITURE AND FIXTURES. . . . .	430	3	1	(Z)	13	1	2	24	12	29	
25911	VENETIAN BLINDS, SHADES, AND ACCESSORIES * . . . . .	184	(Z)	(Z)	-	1	1	2	12	5	17	
2599	FURNITURE AND FIXTURES, NEC. . . . .	247	3	(Z)	(Z)	12	-	1	9	7	8	
25999	FURNITURE AND FIXTURES, NEC. . . . .	228	3	(Z)	(Z)	12	-	1	9	7	8	
26	PULP, PAPER, AND ALLIED PRODUCTS. . . . .	107 525	798	365	320	3 390	294	1 292	6 308	4 484	5 562	
2611	PULP AND PULP MILL PRODUCTS * . . . . .	9 381	329	60	47	123	-	77	602	84	748	
26111	PULP. . . . .	7 996	329	60	47	123	-	58	602	84	748	
26112	PULP MILL BYPRODUCTS. . . . .	1 385	-	-	-	(Z)	-	19	(Z)	-	-	
2621	PAPER, EXC. BUILDING PAPER * . . . . .	30 768	260	170	77	1 582	84	653	2 133	1 402	1 638	
26211	NEWSPRINT. . . . .	3 732	162	11	-	546	13	238	87	85	275	
26212	GROUND WOOD PAPER, UNCOATED. . . . .	2 058	33	7	3	139	-	104	221	136	210	
26213	PRINTING PAPER, COATED AND UNCOATED. . . . .	13 402	20	125	50	624	41	245	1 119	408	680	
26214	WRAPPING PAPER, WRAPPERS, AND COARSE PAPER. . . . .	4 547	7	25	-	52	12	28	276	213	162	
26217	SPECIAL INDUSTRIAL PAPER. . . . .	1 212	7	(Z)	13	48	16	8	225	304	106	
26218	SANITARY TISSUE STOCK. . . . .	2 747	-	-	2	19	-	18	85	62	60	
26219	PAPER, NEC. . . . .	3 071	32	(Z)	9	154	1	11	120	195	145	
26311	PAPERBOARD, PULPBOARD, AND FIBERBOARD * . . . . .	27 629	118	98	69	801	68	163	1 246	1 078	1 030	
264	CONVERTED PAPER, PAPERBOARD PRODUCTS, EXC. CONTAINERS. . . . .	14 728	53	36	123	326	45	115	1 183	658	732	
26421	ENVELOPES * . . . . .	625	(Z)	1	1	18	4	7	103	23	33	
26431	PAPER BAGS * . . . . .	4 699	25	19	1	121	21	13	242	186	231	
26441	WALLPAPER * . . . . .	134	(Z)	-	-	2	(Z)	(Z)	6	18	2	
2645	DIE-CUT PAPER AND PAPERBOARD PRODUCTS. . . . .	1 312	6	6	1	49	5	6	80	54	115	
26451	OFFICE SUPPLIES. . . . .	508	5	4	1	11	4	1	15	29	9	
26452	COATED PAPERBOARD. . . . .	246	-	2	-	34	1	(Z)	31	12	33	
26453	CLOSURES FOR BOTTLES, CANS, AND JARS. . . . .	45	-	-	-	(Z)	-	(Z)	1	(Z)	(Z)	
26459	DIE-CUT PAPER PRODUCTS, NEC. . . . .	514	1	(Z)	(Z)	3	-	5	34	13	73	
2646	PRESSED AND MOLDED PULP GOODS. . . . .	258	5	2	(Z)	7	4	9	37	11	10	
26462	EGG CARTONS, CASES AND RELATED ARTICLES. . . . .	104	2	2	(Z)	2	(Z)	3	22	4	3	
26469	PRESSED AND MOLDED PULP GOODS, NEC. . . . .	147	3	-	(Z)	5	4	6	15	6	8	
2647	SANITARY PAPER PRODUCTS. . . . .	4 882	14	11	130	101	14	63	422	222	300	
26471	SANITARY TISSUES AND HEALTH PRODUCTS. . . . .	4 698	14	10	130	95	12	58	395	217	294	
26472	SANITARY NAPKINS AND TAMPONS. . . . .	184	(Z)	(Z)	(Z)	7	2	5	27	6	6	
2649	MISCELLANEOUS CONVERTED PAPER AND PAPERBOARD PRODUCTS. . . . .	2 007	4	1	1	47	3	17	189	126	49	
26491	STATIONERY. . . . .	584	3	(Z)	(Z)	20	1	2	35	17	21	
26492	WRAPPING PRODUCTS (GIFT WRAP, ETC.). . . . .	181	(Z)	(Z)	(Z)	4	1	4	8	6	10	
26495	BUSINESS MACHINE SUPPLIES. . . . .	288	(Z)	(Z)	1	6	(Z)	(Z)	11	23	5	
26497	PACKING CUSHIONS AND RELATED ARTICLES. . . . .	23	-	-	-	-	(Z)	(Z)	2	4	(Z)	
26499	CONVERTED PAPER PRODUCTS, NEC. . . . .	931	(Z)	(Z)	(Z)	18	(Z)	10	134	77	13	
265	CONTAINERS AND BOXES, PAPERBOARD. . . . .	22 761	37	9	3	609	96	295	1 103	1 176	1 198	
2651	CONTAINERS AND BOXES, PAPERBOARD. . . . .	20 704	12	8	1	678	36	357	976	1 044	1 111	
26511	PAPERBOARD BOXES AND CONTAINERS. . . . .	19 928	5	8	1	678	36	357	976	1 040	1 107	
26515	PALLETS, SKIDS, AND PLATFORMS: PAPERBOARD. . . . .	750	-	-	-	-	-	-	-	-	2	
2654	SANITARY FOOD CONTAINERS. . . . .	2 393	5	1	2	89	(Z)	26	84	52	69	
26542	BOTTLES AND CARTONS. . . . .	458	-	(Z)	1	16	-	21	5	6	11	
26543	PAPER CANS, CUPS, PAILS, AND TUBS. . . . .	833	1	1	1	46	(Z)	4	33	15	16	
26545	PAPER PLATES, DISHES, SPOONS, FORKS, ETC. . . . .	472	4	(Z)	(Z)	17	-	1	25	17	29	



TONS (THOUSANDS) SHIPPED BY STATE OF DESTINATION--CON.

EAST NORTH CENTRAL						WEST NORTH CENTRAL						SOUTH ATLANTIC			TCC CODE		
OHIO	INDIANA	ILLI-NOIS	MICH-IGAN	WISCON-SIN	MINNE-SOTA	IOWA	MISSOU-RI	NORTH DAKOTA	SOUTH DAKOTA	NEBRAS-KA	KANSAS	DELA-WARE	MARY-LAND	DISTRICT OF COLUMBIA	VIRGIN-IA		
63	83	208	109	143	30	67	62	10	11	18	37	22	42	(Z)	69	24332	
141	42	111	43	46	93	87	26	8	26	-	5	4	15	-	141	24333	
39	21	56	43	59	10	18	17	9	5	3	14	1	10	(Z)	42	24341	
57	70	15	90	7	70	2	2	1	-	(Z)	-	-	3	-	2	24391	
55	23	37	36	24	4	3	11	(Z)	-	(Z)	4	(Z)	10	(Z)	39	244	
55	36	38	38	34	7	3	12	(Z)	-	-	3	(Z)	9	(Z)	40	2441	
39	9	25	17	20	4	2	6	-	-	1	3	(Z)	2	-	8	24411	
(Z)	25	(Z)	-	-	-	-	3	-	-	-	-	-	(Z)	-	1	24413	
2	-	3	2	9	1	-	-	-	-	-	-	-	6	-	11	24415	
6	(Z)	3	16	6	1	(Z)	(Z)	-	-	(Z)	(Z)	-	1	(Z)	20	24416	
1 107	661	1 920	1 303	874	368	417	585	26	5	128	198	8	261	34	764	249	
162	121	1 155	576	115	68	218	300	11	(Z)	42	74	-	190	18	369	2491	
75	62	223	110	72	68	50	113	7	(Z)	34	65	-	118	-	255	24911	
69	58	803	465	6	-	8	(Z)	-	-	1	10	-	-	18	33	24912	
19	1	129	1	37	(Z)	159	186	4	-	8	10	-	-	73	-	81	24919
1	1	(Z)	3	(Z)	-	3	-	-	-	-	(Z)	-	(Z)	-	(Z)	24941	
3	2	2	3	1	2	5	2	-	-	2	(Z)	1	(Z)	-	2	2497	
6	1	1	(Z)	1	1	1	(Z)	(Z)	-	(Z)	(Z)	(Z)	1	(Z)	1	2498	
1	1	1	-	(Z)	(Z)	1	(Z)	(Z)	-	(Z)	(Z)	(Z)	1	-	1	24983	
(Z)	-	-	-	-	-	-	(Z)	-	-	-	-	-	-	-	-	-	24985
873	541	985	579	525	329	160	340	3	5	46	93	8	51	11	399	2499	
511	231	488	230	177	85	94	37	(Z)	-	(Z)	10	8	12	(Z)	206	24992	
149	35	154	40	59	110	23	144	2	1	8	53	-	8	6	17	24993	
-	2	(Z)	7	-	-	-	4	-	-	-	-	-	-	5	-	24994	
200	257	267	277	285	114	43	144	1	2	36	29	-	31	-	138	24996	
9	15	43	12	4	1	(Z)	7	-	2	1	1	(Z)	(Z)	(Z)	38	24999	
427	245	531	379	157	172	85	213	29	26	82	50	15	125	20	279	25	
328	177	393	259	102	139	59	129	17	13	67	34	12	85	17	226	251	
67	20	39	47	18	28	12	20	3	7	7	9	2	19	2	18	25111	
69	28	54	37	17	20	18	24	4	1	8	10	9	16	2	48	2512	
69	28	54	37	17	20	18	24	4	1	8	10	9	16	2	48	25121	
54	15	34	31	7	12	5	10	1	3	6	6	(Z)	19	2	11	25131	
8	3	3	3	1	2	1	3	1	(Z)	1	1	(Z)	1	-	11	25141	
49	4	65	33	24	41	1	11	1	1	12	2	(Z)	5	3	16	2515	
42	3	52	27	23	39	(Z)	11	1	1	8	2	(Z)	5	(Z)	15	25151	
7	1	14	5	1	3	1	1	(Z)	(Z)	4	1	(Z)	(Z)	2	1	25153	
40	13	31	28	16	9	13	16	4	(Z)	20	2	(Z)	8	1	40	25161	
29	94	128	25	9	6	5	37	2	(Z)	5	1	(Z)	8	3	43	2517	
1	80	90	6	(Z)	1	(Z)	27	-	-	(Z)	-	(Z)	(Z)	-	7	25171	
12	11	22	13	7	4	4	7	2	(Z)	5	1	(Z)	6	3	6	25173	
9	2	15	4	1	2	1	1	(Z)	(Z)	1	(Z)	-	1	(Z)	30	25179	
5	1	3	3	1	-	1	-	1	(Z)	1	(Z)	(Z)	1	-	26	25181	
34	6	54	42	10	9	3	8	(Z)	2	3	(Z)	16	4	4	13	25199	
7	15	11	23	4	4	6	10	11	2	1	4	(Z)	4	(Z)	20	2531	
3	2	3	4	2	2	4	2	(Z)	1	(Z)	1	4	(Z)	-	1	25311	
3	7	1	8	(Z)	(Z)	4	(Z)	11	-	(Z)	(Z)	(Z)	-	(Z)	2	25312	
1	1	1	1	1	1	(Z)	(Z)	(Z)	1	(Z)	(Z)	-	1	(Z)	2	25314	
(Z)	4	5	10	1	1	(Z)	8	1	(Z)	(Z)	(Z)	-	1	(Z)	17	25319	
70	45	95	91	41	18	17	60	2	7	11	5	2	21	3	21	254	
25	7	18	8	15	11	7	12	1	1	1	3	1	7	2	6	25411	
47	39	80	90	22	7	6	43	1	6	10	2	(Z)	10	(Z)	16	25421	
22	7	29	9	9	4	3	12	1	1	3	4	1	15	(Z)	7	259	
10	4	11	5	1	1	1	5	(Z)	(Z)	1	3	(Z)	9	(Z)	2	25911	
11	4	15	5	8	4	2	7	1	1	1	1	(Z)	6	(Z)	6	2599	
10	4	15	5	4	2	2	6	1	1	1	1	(Z)	2	(Z)	5	25999	
6 321	3 414	7 584	3 664	5 655	1 715	1 285	2 184	97	65	491	848	185	1 624	141	3 117	26	
309	24	140	238	1 179	27	25	7	-	-	3	22	-	-	-	116	2611	
309	24	114	238	881	27	25	7	-	-	5	22	-	-	-	116	26111	
(Z)	(Z)	26	-	298	-	-	-	-	-	3	18	-	-	-	-	26112	
1 496	666	2 237	742	2 037	643	472	864	31	20	182	232	3	709	125	882	2621	
18	4	19	-	(Z)	-	14	81	-	-	-	3	-	47	-	10	26211	
54	54	132	20	57	45	15	138	9	-	13	35	(Z)	42	-	36	26212	
838	362	1 504	452	477	280	279	355	19	1	99	107	1	476	64	528	26213	
204	97	221	51	161	174	66	174	2	-	32	24	1	12	5	229	26214	
61	7	54	13	85	88	8	3	(Z)	-	6	1	-	7	-	16	26217	
78	26	63	77	1 187	18	4	44	3	-	(Z)	3	-	44	43	3	26218	
242	116	244	131	70	196	86	69	3	19	32	58	1	80	13	59	26219	
2 058	1 513	2 063	1 671	1 420	454	373	514	12	-	71	269	56	311	(Z)	601	26311	
818	251	778	545	373	232	208	406	21	34	140	186	10	264	16	540	264	
60	15	54	10	12	6	4	13	(Z)	1	2	9	(Z)	20	6	13	26421	
356	99	201	141	120	65	51	132	1	7	35	75	2	82	4	90	26431	
6	2	8	2	(Z)	(Z)	1	1	(Z)	-	2	(Z)	(Z)	3	(Z)	2	26441	
98	11	53	96	4	19	10	52	(Z)	1	(Z)	3	(Z)	3	(Z)	1	42	2645
7	3	17	6	2	5	4	18	(Z)	1	(Z)	1	1	4	1	39	26451	
4	6	25	54	-	-	(Z)	1	(Z)	-	-	-	-	1	-	(Z)	26452	
3	1	5	1	(Z)	1	(Z)	(Z)	(Z)	-	(Z)	1	-	(Z)	-	(Z)	26453	
84	(Z)	5	36	2	13	6	33	(Z)	-	1	20	2	1	-	2	26459	
18	11	10	13	6	8	2	5	1	(Z)	2	2	(Z)	3	(Z)	2	2646	
10	3	2	3	1	5	2	1	(Z)	-	1	-	(Z)	(Z)	(Z)	(Z)	26462	
8	9	7	10	4	3	(Z)	4	1	(Z)	1	2	(Z)	3	-	2	26469	
185	68	244	163	169	57	70	110	14	5	55	34	5	98	2	208	2647	
175	65	229	157	162	53	69	105	14	5	53	34	5	91	2	206	26471	
9	3	16	6	7	3	1	5	(Z)	-	1	1	(Z)	7	-	1	26472	
83	33	195	67	37	72	40	65	4	8	34	48	1	53	2	69	2649	
14	7	34	16	3	10	4	18	1	1	1	5	1	48	(Z)	34	26491	
14	4	9	7	7	7	1	22	(Z)	-	(Z)	1	(Z)	1	(Z)	12	26492	
11	2	88	11	1	(Z)	2	5	(Z)	(Z)	(Z)	(Z)	(Z)	3	(Z)	5	26495	
1	(Z)	(Z)	(Z)	-	-	-	1	(Z)	-	(Z)	-	-	-	-	-	26497	
44	20	64	32	25	55	32	19	2	7	32	42	(Z)	1	2	18	26499	
1 504	885	2 133	409	680	377	165	401	18	5	81	111	43	284	4	609	265	
1 266	703	1 862	328	657	651	142	349	21	3	58	70	40	219	4	636	2651	
1 259	696	1 829	326	657	651	142	348	21	3	58	70	40	205	4	636	26511	
6	2	33	2	-	-	-	-	-	-	(Z)	-	-	14	-	(Z)	26515	
122	75	155	76	19	56	19	67	3	1	11	40	2	53	1	49	2654	
32	3	33	5	1	5	6	35	-	-	3	15	-	7	-	11	26542	
34	31	60	10	4	2	1	12	2	1	2	7	1	19	1	6	26543	
52	9	46	26	5	2	4	6	(Z)	-	(Z)	18	1	12	(Z)	11	26545	

TABLE 5. SHIPMENTS BY MANUFACTURING ESTABLISHMENTS--COMMODITIES BY STATE OF DESTINATION: 1977--CON.

TCC CODE	COMMODITY	SOUTH ATLANTIC--CON.					EAST SOUTH CENTRAL				WSC
		WEST VIR- GINIA	NORTH CARO- LINA	SOUTH CARO- LINA	GEORGIA	FLORIDA	KEN- TUCKY	TEN- NESSEE	ALA- BAMA	MISSIS- SIPPI	
24332	PREFABRICATED BUILDINGS, WOOD. . . . .	48	62	34	91	126	53	35	60	14	6
24333	READY-CUT WOOD BUILDINGS, SECTIONS, AND PANELS . . . . .	43	83	23	13	11	12	53	15	49	17
24341	KITCHEN CABINETS, WOOD * . . . . .	9	23	(Z)	5	2	7	19	1	(Z)	1
24391	STRUCTURAL WOOD PRODUCTS, NEC * . . . . .	(Z)	18	11	7	93	51	2	(Z)	-	15
244	WOOD CONTAINERS. . . . .	10	86	10	31	76	50	36	17	9	11
2441	WOOD CONTAINERS AND BOX SHOOKS . . . . .	10	90	7	27	74	48	37	16	9	11
24411	BOXES, CASES, CRATES, CARRIERS, EXC. ANIMAL, POULTRY . . . . .	8	41	3	19	68	10	13	14	7	4
24413	FRUIT AND VEGETABLE BASKETS AND HAMPERS. . . . .	(Z)	4	2	3	4	(Z)	1	(Z)	(Z)	(Z)
24415	COOPERAGE. . . . .	-	43	2	2	-	37	22	(Z)	-	-
24416	BOX SHOOKS . . . . .	-	(Z)	-	(Z)	-	(Z)	(Z)	-	(Z)	(Z)
24419	WOOD CONTAINERS AND ACCESSORIES, NEC . . . . .	(Z)	2	(Z)	1	(Z)	(Z)	(Z)	1	2	3
249	MISCELLANEOUS WOOD PRODUCTS. . . . .	336	1 104	465	464	871	592	436	469	388	224
2491	TREATED WOOD PRODUCTS: CREOSOTED, OILED, ETC.. . . . .	171	332	257	214	513	320	91	236	209	22
24911	WOOD PILING, POSTS, PROPS, CREOSOTED . . . . .	86	178	132	116	238	166	64	34	203	14
24912	TIES, CREOSOTED; MINE, RAILROAD, ETC.. . . . .	85	30	28	79	43	123	25	196	6	-
24919	TREATED WOOD PRODUCTS, NEC: CREOSOTED, ETC.. . . . .	-	124	98	19	232	30	2	6	-	B
24941	CORK PRODUCTS * . . . . .	-	-	(Z)	(Z)	-	(Z)	-	(Z)	-	(Z)
2497	WOOD WARE AND WOOD NOVELTIES AND FLATWARE. . . . .	-	2	(Z)	1	(Z)	(Z)	(Z)	1	(Z)	(Z)
2498	WOOD PRODUCTS, NEC . . . . .	(Z)	(Z)	(Z)	1	2	2	B	2	-	(Z)
24983	SEATS, BATHTUB AND TOILET, AND RELATED ARTICLES. . . . .	(Z)	-	(Z)	(Z)	2	2	3	(Z)	-	(Z)
24985	BOTTLE STOPPERS, ICE CREAM STICKS, ETC.. . . . .	-	-	-	-	-	(Z)	5	-	-	-
2499	WOOD PRODUCTS, NEC . . . . .	144	666	157	249	385	101	349	187	199	239
24992	SKIDS, PALLETS, AND PLATFORMS. . . . .	108	90	22	53	209	21	24	17	6	9
24993	HARDBOARD. . . . .	6	169	5	25	40	18	126	77	106	29
24994	MASTS, SPARS, OARS, AND RELATED BOAT ACCESSORIES . . . . .	-	-	-	4	-	-	-	-	-	-
24996	WOOD PARTICLE BOARD. . . . .	29	338	120	137	123	61	177	93	79	201
24999	WOOD PRODUCTS, NEC . . . . .	-	56	(Z)	3	12	2	21	(Z)	(Z)	(Z)
25	FURNITURE AND FIXTURES . . . . .	42	287	76	226	413	98	202	120	54	132
251	HOUSEHOLD AND OFFICE FURNITURE . . . . .	26	232	67	151	268	76	172	84	47	37
25111	CHAIRS AND BENCHES, HOUSEHOLD AND OFFICE * . . . . .	3	38	10	40	28	10	18	11	12	8
2512	TABLES AND DESKS, HOUSEHOLD AND OFFICE . . . . .	4	29	13	19	61	9	73	16	7	8
25121	TABLES AND DESKS, HOUSEHOLD AND OFFICE . . . . .	4	29	13	19	61	9	73	16	7	8
25131	DAVENPORTS AND SOFAS, HOUSEHOLD AND OFFICE * . . . . .	2	61	5	8	62	21	15	9	4	4
25141	BUFFETS, SERVERS; CHINA, CORNER CLOSETS; HOUSEHOLD * . . . . .	(Z)	6	1	5	7	1	2	1	2	(Z)
2515	MATTRESSES AND BEDSPRINGS. . . . .	3	61	4	30	27	13	26	18	5	3
25151	BED AND BOX SPRINGS, AND MATTRESSES. . . . .	3	59	4	29	23	12	24	15	4	3
25153	CHAIR AND SOFA BEDS, AND STUDIO COUCHES. . . . .	(Z)	2	(Z)	1	4	1	1	3	1	(Z)
25161	BEDS AND DRESSERS, HOUSEHOLD AND OFFICE * . . . . .	8	25	19	17	29	6	13	23	6	7
2517	CABINETS (EXC. WOOD KITCHEN), CASES; HOUSEHOLD, OFFICE . . . . .	3	21	7	5	20	2	26	1	8	4
25171	RADIO, PHONOGRAPH, AND TELEVISION CABINETS . . . . .	(Z)	18	4	(Z)	1	1	23	(Z)	(Z)	1
25173	FILING CABINETS AND CASES. . . . .	1	2	3	3	13	1	1	(Z)	B	3
25179	CABINETS, NEC, HOUSEHOLD AND OFFICE. . . . .	(Z)	1	(Z)	2	5	(Z)	1	(Z)	(Z)	1
25181	INFANTS' AND CHILDREN'S FURNITURE * . . . . .	(Z)	1	(Z)	3	3	(Z)	3	1	2	(Z)
25199	HOUSEHOLD AND OFFICE FURNITURE, NEC * . . . . .	4	26	6	22	18	11	10	3	3	4
2531	PUBLIC BUILDING AND RELATED FURNITURE * . . . . .	1	17	3	3	10	3	5	10	4	1
25311	SCHOOL FURNITURE, EXC. STONE AND CONCRETE. . . . .	(Z)	4	(Z)	1	7	(Z)	1	9	4	1
25312	SEATS FOR PUBLIC CONVEYANCES . . . . .	-	(Z)	(Z)	1	(Z)	2	1	-	(Z)	(Z)
25314	SEATS: AUDITORIUM, BLEACHER, AND CIRCUS. . . . .	(Z)	10	1	1	(Z)	(Z)	1	(Z)	(Z)	(Z)
25319	PUBLIC BUILDING FURNITURE, NEC . . . . .	(Z)	3	2	1	2	1	2	1	(Z)	-
254	PARTITIONS, SHELVING, LOCKERS, FIXTURES; OFFICE, STORE . . . . .	14	24	5	68	125	12	11	7	4	95
25411	WOOD PARTITIONS AND FIXTURES, OFFICE AND STORE * . . . . .	12	17	3	14	87	4	2	3	2	46
25421	METAL PARTITIONS AND FIXTURES, OFFICE AND STORE * . . . . .	2	8	2	67	40	6	9	5	2	13
259	MISCELLANEOUS FURNITURE AND FIXTURES . . . . .	(Z)	8	2	6	16	5	11	16	1	6
25911	VENETIAN BLINDS, SHADES, AND ACCESSORIES * . . . . .	(Z)	3	1	4	5	4	6	(Z)	(Z)	6
2599	FURNITURE AND FIXTURES, NEC . . . . .	(Z)	5	1	2	12	1	5	16	1	(Z)
25999	FURNITURE AND FIXTURES, NEC . . . . .	(Z)	5	1	2	10	1	5	16	1	(Z)
26	PULP, PAPER, AND ALLIED PRODUCTS . . . . .	445	2 680	1 553	3 763	2 945	1 472	2 983	1 439	712	1 160
2611	PULP AND PULP MILL PRODUCTS * . . . . .	10	221	312	444	139	8	429	110	2	70
26111	PULP . . . . .	10	221	249	427	129	8	429	110	-	21
26112	PULP MILL BYPRODUCTS . . . . .	1	-	64	17	11	-	-	(Z)	-	49
2621	PAPER, EXC. BUILDING PAPER * . . . . .	103	467	268	745	685	345	801	428	150	412
26211	NEWSPRINT . . . . .	2	28	3	103	110	25	82	86	42	81
26212	GROUND WOOD PAPER, UNCOATED. . . . .	6	11	11	72	53	20	178	21	11	10
26213	PRINTING PAPER, COATED AND UNCOATED. . . . .	44	211	81	279	150	197	317	103	35	77
26214	WRAPPING PAPER, WRAPPERS, AND COARSE PAPER . . . . .	43	62	110	171	300	51	87	168	19	182
26217	SPECIAL INDUSTRIAL PAPER . . . . .	-	5	1	1	1	6	1	(Z)	-	1
26218	SANITARY TISSUE STOCK. . . . .	(Z)	23	39	45	32	11	49	38	27	9
26219	PAPER, NEC . . . . .	7	127	25	75	40	36	88	13	18	52
26311	PAPERBOARD, PULPBOARD, AND FIBERBOARD * . . . . .	67	789	473	1 346	1 058	422	626	229	294	357
264	CONVERTED PAPER, PAPERBOARD PRODUCTS, EXC. CONTAINERS. . . . .	33	566	182	363	605	187	278	295	97	150
26421	ENVELOPES * . . . . .	1	16	2	12	10	2	3	2	6	1
26431	PAPER BAGS * . . . . .	15	99	89	180	176	107	98	154	35	17
26441	WALLPAPER * . . . . .	(Z)	1	(Z)	3	5	1	6	(Z)	1	(Z)
2645	OIE-CUT PAPER AND PAPERBOARD PRODUCTS. . . . .	1	101	6	33	12	11	11	2	17	(Z)
26451	OFFICE SUPPLIES. . . . .	(Z)	100	5	9	2	1	5	1	2	(Z)
26452	COATED PAPERBOARD. . . . .	-	(Z)	-	(Z)	9	(Z)	(Z)	-	-	-
26453	CLOSURES FOR BOTTLES, CANS, AND JARS . . . . .	-	(Z)	(Z)	3	1	2	(Z)	(Z)	(Z)	-
26459	OIE-CUT PAPER PRODUCTS, NEC. . . . .	1	1	(Z)	21	(Z)	8	6	1	7	(Z)
2646	PRESSED AND MOLEED PULP GOODS . . . . .	1	6	3	12	17	5	1	7	(Z)	2
26462	EGG CARTONS, CASES AND RELATED ARTICLES. . . . .	-	1	2	1	5	2	(Z)	3	(Z)	3
26469	PRESSED AND MOLEED PULP GOODS, NEC . . . . .	1	5	1	10	12	1	1	3	-	(Z)
2647	SANITARY PAPER PRODUCTS . . . . .	7	175	83	104	300	39	120	122	21	79
26471	SANITARY TISSUES AND HEALTH PRODUCTS . . . . .	7	173	79	103	297	38	111	122	20	78
26472	SANITARY NAPKINS AND TAMPONS . . . . .	(Z)	2	5	1	4	1	8	(Z)	1	1
2649	MISCELLANEOUS CONVERTED PAPER AND PAPERBOARD PRODUCTS. . . . .	8	15	10	31	29	27	16	17	12	6
26491	STATIONERY . . . . .	4	7	7	13	13	9	5	8	4	4
26492	WRAPPING PRODUCTS (GIFT WRAP, ETC.). . . . .	1	1	1	4	4	4	6	(Z)	1	1
26495	BUSINESS MACHINE SUPPLIES. . . . .	1	3	(Z)	1	9	17	(Z)	(Z)	1	(Z)
26497	PACKING CUSHIONS AND RELATED ARTICLES. . . . .	(Z)	-	-	(Z)	1	(Z)	(Z)	-	-	-
26499	CONVERTED PAPER PRODUCTS, NEC. . . . .	2	3	3	13	2	1	4	9	7	1
265	CONTAINERS AND BOXES, PAPERBOARD . . . . .	120	522	273	884	439	445	769	324	127	181
2651	CONTAINERS AND BOXES, PAPERBOARD . . . . .	110	424	146	880	305	386	716	117	113	145
26511	PAPERBOARD BOXES AND CONTAINERS . . . . .	110	424	146	880	301	386	716	117	113	144
26515	PALLETS, SKIDS, AND PLATFORMS: PAPERBOARD. . . . .	-	-	-	-	(Z)	(Z)	-	(Z)	-	(Z)
2654	SANITARY FOOD CONTAINERS . . . . .	13	39	33	70	64	27	20	22	17	25
26542	BOTTLES AND CARTONS. . . . .	6	16	13	13	16	6	14	1	4	4
26543	PAPER CANS, CUPS, PAILS, AND TUBS. . . . .	1	10	3	22	35	5	7	1	2	3
26545	PAPER PLATES, DISHES, SPOONS, FORKS, ETC.. . . . .	6	10	7	17	6	8	1	5	(Z)	1



TONS (THOUSANDS) SHIPPED BY STATE OF DESTINATION--CON.

WEST SOUTH CENTRAL--CON.			MOUNTAIN										PACIFIC			TCC CODE		
LOUISIANA	OKLAHOMA	TEXAS	MON-TANA	IDAHO	WYO-MING	COLO-RADO	NEW MEXICO	ARI-ZONA	UTAH	NEVADA	WASH-INGTON	OREGON	CALI-FORNIA	ALASKA	HAWAII	DESTI-NATION UNKNOWN		
79	20	143	37	113	24	41	6	2	47	15	134	62	359	11	-	18	24332	
20	2	54	-	26	33	22	13	-	59	7	310	-	-	-	-	74	24333	
5	(Z)	43	9	5	1	36	5	18	1	13	18	97	3	2	2	12	24341	
-	8	52	7	14	(Z)	1	1	-	-	-	135	48	198	(Z)	-	29	24391	
9	4	44	-	(Z)	(Z)	1	1	9	-	-	28	17	194	-	-	4	244	
9	4	43	-	(Z)	(Z)	1	1	9	-	-	26	16	190	-	-	4	2441	
7	-	30	-	(Z)	-	1	1	(Z)	-	-	22	14	40	-	-	1	24411	
(Z)	-	(Z)	-	-	-	-	-	-	-	-	(Z)	-	-	-	-	-	-	24413
1	-	4	-	-	-	-	-	-	-	-	-	-	2	-	-	(Z)	24415	
-	(Z)	-	-	-	-	-	-	9	-	-	-	-	128	-	-	3	24416	
1	2	9	(Z)	-	(Z)	-	-	-	-	-	4	2	19	-	-	-	24419	
454	224	1 331	25	74	30	203	39	97	69	19	570	966	1 977	34	2	318	249	
311	159	427	9	13	43	64	8	13	6	3	111	170	36	18	1	115	2491	
202	18	257	8	9	43	64	7	4	4	3	87	82	34	16	(Z)	86	24911	
-	2	59	1	-	-	-	-	9	2	-	6	(Z)	-	-	-	7	24912	
109	139	110	-	4	(Z)	(Z)	1	-	(Z)	-	18	88	1	1	1	22	24919	
-	(Z)	(Z)	-	-	-	-	-	-	-	-	(Z)	-	(Z)	-	-	(Z)	24941	
(Z)	(Z)	2	-	-	(Z)	14	-	(Z)	1	-	2	(Z)	9	(Z)	-	-	2497	
1	(Z)	2	-	-	-	(Z)	(Z)	(Z)	-	-	16	-	19	-	(Z)	-	2498	
1	-	1	-	-	-	(Z)	-	(Z)	-	-	4	-	(Z)	-	(Z)	-	24983	
-	-	-	-	-	-	-	-	-	-	-	-	-	17	-	-	-	24985	
175	42	931	16	54	3	89	19	65	58	15	287	804	1 982	(Z)	-	195	2499	
93	8	374	-	(Z)	-	-	(Z)	21	1	-	22	11	901	-	-	72	24992	
19	-	247	-	6	3	16	-	18	-	15	19	83	230	-	-	8	24993	
-	-	-	-	-	-	-	-	-	-	-	-	-	-	-	-	-	24994	
55	33	291	16	48	-	53	18	25	56	-	245	709	778	-	-	106	24996	
8	1	9	(Z)	-	-	(Z)	(Z)	(Z)	1	-	1	-	53	(Z)	-	1	24999	
133	102	476	20	29	7	119	32	64	57	27	133	96	815	6	13	160	25	
105	91	364	11	20	4	75	16	48	50	22	99	81	540	3	4	114	251	
18	13	46	1	2	(Z)	15	4	9	15	1	13	13	85	1	(Z)	23	25111	
26	9	52	3	4	1	16	2	8	28	1	12	12	97	(Z)	1	12	2512	
26	9	52	3	4	1	16	2	8	28	1	12	12	97	(Z)	1	12	25121	
7	7	23	1	4	1	6	6	6	6	1	8	13	57	1	(Z)	8	25131	
20	17	95	1	2	(Z)	(Z)	(Z)	(Z)	(Z)	2	3	24	11	87	-	(Z)	7	2515
18	16	90	1	2	(Z)	14	1	5	2	3	13	8	63	-	(Z)	1	25151	
1	1	5	(Z)	(Z)	-	10	(Z)	(Z)	(Z)	(Z)	11	3	24	-	-	6	25153	
23	12	68	3	2	(Z)	7	1	3	1	3	16	15	34	(Z)	1	7	25161	
-	4	28	(Z)	3	1	6	(Z)	14	6	4	5	5	56	(Z)	(Z)	6	2517	
-	-	(Z)	-	-	-	(Z)	(Z)	(Z)	-	-	(Z)	(Z)	19	-	-	(Z)	25171	
1	3	23	(Z)	3	1	4	(Z)	13	6	4	3	3	29	(Z)	(Z)	3	25173	
1	1	5	-	-	(Z)	2	(Z)	(Z)	(Z)	(Z)	2	2	9	-	-	2	25179	
2	1	2	(Z)	-	-	(Z)	4	(Z)	(Z)	-	2	-	21	-	-	-	25181	
3	5	18	1	2	(Z)	9	(Z)	5	2	7	4	11	91	(Z)	1	35	25199	
4	3	20	(Z)	(Z)	(Z)	2	4	3	2	2	8	2	37	1	6	16	2531	
(Z)	2	14	(Z)	-	(Z)	1	2	2	1	(Z)	7	(Z)	23	(Z)	6	2	25311	
(Z)	(Z)	(Z)	(Z)	-	(Z)	(Z)	-	(Z)	-	-	(Z)	-	3	-	-	-	25312	
3	(Z)	4	(Z)	(Z)	(Z)	(Z)	1	1	1	(Z)	1	1	6	1	-	3	25314	
(Z)	(Z)	2	-	(Z)	-	1	1	1	(Z)	1	(Z)	(Z)	6	1	(Z)	11	25319	
18	7	75	6	7	2	28	12	12	3	1	12	8	154	1	2	13	254	
6	2	34	(Z)	2	-	1	(Z)	5	1	(Z)	4	2	87	1	(Z)	9	25411	
13	5	35	5	2	2	27	14	8	1	1	9	7	76	(Z)	1	6	25421	
4	1	16	2	2	1	7	1	3	3	1	5	3	88	(Z)	1	7	259	
1	1	9	(Z)	1	(Z)	2	(Z)	1	2	(Z)	2	2	34	(Z)	1	6	25911	
3	1	9	2	(Z)	1	5	1	1	1	1	3	1	62	(Z)	-	1	2599	
3	1	7	2	(Z)	1	5	1	1	(Z)	1	3	1	61	(Z)	-	1	25999	
2 252	640	5 464	87	138	52	689	127	233	329	86	2 216	1 612	10 755	381	71	2 034	26	
647	3	252	20	-	3	69	-	1	10	-	825	126	623	365	3	506	2611	
518	3	166	-	-	-	-	-	-	-	-	496	26	553	365	-	445	26111	
129	-	85	20	-	3	69	-	-	10	-	329	100	69	-	3	61	26112	
401	240	1 637	20	20	-	138	48	96	95	3	309	581	2 915	17	12	493	2621	
34	88	681	-	-	-	19	42	41	1	-	12	88	547	-	-	1	26211	
27	14	47	-	-	-	9	-	3	-	-	3	25	-	-	-	37	26212	
76	115	504	6	15	-	68	6	28	49	2	123	198	1 415	-	-	153	26213	
192	6	66	-	5	-	3	-	7	30	-	121	131	660	6	-	58	26214	
(Z)	-	54	-	-	-	2	-	-	(Z)	-	(Z)	9	4	-	-	53	26217	
61	1	31	11	(Z)	-	31	-	16	6	1	24	106	166	10	11	161	26218	
12	16	254	3	(Z)	-	6	(Z)	2	8	(Z)	29	46	97	(Z)	(Z)	30	26219	
716	71	802	4	85	31	166	17	23	23	-	722	387	2 798	3	13	50	26311	
263	123	874	22	10	10	150	40	88	170	68	186	194	1 446	1	20	212	264	
3	3	43	2	(Z)	(Z)	11	(Z)	3	2	-	8	2	68	(Z)	1	4	26421	
148	65	328	11	4	5	36	16	9	20	22	53	23	638	-	7	26	26431	
(Z)	(Z)	6	(Z)	(Z)	(Z)	1	-	6	2	(Z)	1	1	41	-	-	1	26441	
3	2	186	(Z)	1	(Z)	11	(Z)	1	(Z)	5	3	2	82	1	2	78	2645	
3	1	54	(Z)	1	(Z)	10	(Z)	(Z)	(Z)	4	2	1	63	1	(Z)	52	26451	
(Z)	-	7	-	-	-	-	-	(Z)	-	(Z)	-	-	(Z)	-	(Z)	24	26452	
(Z)	1	9	(Z)	-	-	1	-	(Z)	-	(Z)	-	(Z)	10	-	2	-	26453	
(Z)	(Z)	116	-	(Z)	-	1	-	(Z)	(Z)	-	1	(Z)	8	-	(Z)	2	26459	
1	(Z)	10	-	(Z)	-	1	1	(Z)	(Z)	-	-	(Z)	12	-	-	11	2646	
(Z)	(Z)	3	-	(Z)	-	(Z)	(Z)	(Z)	-	-	-	-	4	-	-	11	26462	
(Z)	(Z)	6	-	-	-	(Z)	-	-	-	-	(Z)	7	-	-	-	-	26469	
70	23	258	8	3	(Z)	29	9	26	12	15	62	114	419	-	8	12	2647	
69	22	251	7	2	(Z)	28	8	26	12	6	61	114	403	-	7	3	26471	
1	1	7	1	1	(Z)	1	1	(Z)	1	9	1	(Z)	15	-	(Z)	8	26472	
14	2	73	2	1	1	13	1	44	13	31	29	8	228	(Z)	2	127	2649	
8	1	25	(Z)	(Z)	(Z)	9	1	7	1	20	6	3	43	-	1	86	26491	
3	(Z)	13	(Z)	1	(Z)	1	(Z)	(Z)	(Z)	10	3	3	14	(Z)	1	4	26492	
(Z)	1	21	1	(Z)	(Z)	1	(Z)	1	(Z)	19	3	21	-	(Z)	3	26495		
1	(Z)	-	-	-	-	-	-	(Z)	(Z)	1	1	6	-	-	-	7	26497	
1	(Z)	14	(Z)	(Z)	1	2	-	36	12	1	2	1	143	-	(Z)	27	26499	
203	177	1 867	14	14	3	159	17	17	40	11	122	295	2 752	(Z)	23	726	265	
125	77	2 339	11	6	(Z)	47	7	11	7	(Z)	70	223	2 557	-	24	625	2651	
124	75	2 258	11	6	(Z)	47	7	10	7	(Z)	70	223	2 336	-	24	240	26511	
-	-	80	-	-	-	-	-	-	-	-	-	-	221	-	-	384	26515	
30	91	348	1	7	3	38	12	10	2	11	31	67	260	(Z)	(Z)	77	2654	
(Z)	21	32	(Z)	-	3	14	3	-	(Z)	-	1	(Z)	2	(Z)	(Z)	74	26542	
12	60	250	-	(Z)	-	16	9	5	-	5	(Z)	10	69	-	-	-	26543	
7	7	32	(Z)	(Z)	-	7	(Z)	(Z)	(Z)	6	20	12	30	-	-	3	26545	



TABLE 5. SHIPMENTS BY MANUFACTURING ESTABLISHMENTS--COMMOITIES BY STATE OF OESTINATION: 1977--CON.

TCC CODE	COMMOITY	TOTAL TONS SHIPPED (THOU- SANOS)	TONS (THOUSANOS) SHIPPED BY STATE OF OESTINATION								
			NEW ENGLAND					MIOOLE ATLANTIC			PENN- SVL- VANIA
			MAINE	NEW HAMP- SHIRE	VER- MONT	MASSA- CHU- SETTS	RHOODE ISLAND	CON- NECT- ICUT	NEW YORK	NEW JERSEY	
26549	SANITARY FOOD CONTAINERS, NEC.	629	-	(Z)	-	12	-	1	20	14	13
26551	FIBER CANS, TUBES, DRUMS, AND SIMILAR PRODUCTS *	1 398	6	(Z)	-	47	8	3	99	100	46
2661	BUILDING PAPER AND BUILDING BOARD *	2 618	2	2	9	20	2	5	73	46	169
26612	CONSTRUCTION PAPER	909	-	-	-	10	-	4	2	29	77
26613	WALLBOARD.	1 046	2	2	5	5	2	(Z)	66	15	70
26614	INSULATING MATERIAL.	430	-	-	-	3	-	-	-	1	12
27	PRINTED MATTER	24 891	49	22	23	555	59	330	2 042	1 630	972
27111	NEWSPAPERS *	13 146	2	10	1	419	53	30	935	618	366
27211	PERIODICALS *	2 023	1	4	3	59	3	77	79	56	71
27311	BOOKS *	2 539	1	8	8	79	4	33	171	251	201
2741	MISCELLANEOUS PRINTED MATTER *	4 552	47	1	2	86	10	76	510	219	230
27411	CATALOGS AND DIRECTORYS	2 766	8	1	1	50	4	67	361	145	123
27415	CARDS AND TICKETS, EXC. GREETING CARDS	52	(Z)	(Z)	(Z)	52	-	1	9	(Z)	5
27417	LABELS, SEALS, TAGS, AND WRAPPERS.	504	2	(Z)	(Z)	4	6	6	29	17	8
27419	PRINTED MATTER, NEC.	1 230	38	(Z)	(Z)	32	(Z)	2	112	57	94
27611	MANIFOLD BUSINESS FORMS *	1 624	2	1	1	23	2	20	244	225	63
27711	GREETING CARDS *	1 264	(Z)	(Z)	(Z)	2	(Z)	15	24	1	9
2781	BLANKBOOKS, LOOSELEAF BINDERS AND DEVICES *	296	(Z)	(Z)	(Z)	3	1	2	26	15	8
27811	BLANKBOOKS, PADS AND TABLETS	157	-	(Z)	(Z)	2	1	1	15	4	3
27812	LOOSELEAF BINDERS AND DEVICES.	139	(Z)	(Z)	(Z)	1	1	1	11	11	4
27911	PRODUCTS OF SERVICE INDOUST. FOR THE PRINTING TRADES *	187	(Z)	(Z)	(Z)	7	3	1	21	32	6
28	CHEMICALS AND ALLIED PRODUCTS.	323 299	569	370	202	3 079	658	3 181	13 731	10 067	9 768
281	INDUSTRIAL INORGANIC AND ORGANIC CHEMICALS	197 352	112	260	163	962	151	1 556	8 363	4 482	3 899
2812	SODIUM, POTASSIUM, BASIC INORGANIC COMPOUNDS, CHLORINE	28 796	63	26	14	41	29	29	904	857	803
28121	INORGANIC BLEACHING COMPOUNDS, EXC. CHLORINE	873	-	-	-	(Z)	3	-	10	2	10
28122	SODIUM ALKALIES.	12 083	-	8	-	-	-	6	66	32	166
28123	SODIUM COMPOUNDS	4 670	63	-	1	26	5	19	574	737	263
28124	POTASSIUM ALKALIES	751	-	17	1	(Z)	1	-	17	55	(Z)
28125	POTASSIUM COMPOUNDS.	88	-	-	-	4	-	(Z)	7	2	(Z)
28128	CHLORINE	8 279	-	-	-	6	20	(Z)	121	17	167
28129	ALKALIES, NEC.	565	(Z)	-	-	4	-	-	-	2	1
2813	INDUSTRIAL GASES, COMPRESSED AND LIQUEFIED	45 572	(Z)	16	20	122	3	299	2 161	777	547
28133	CARBON DIOXIDE	2 371	-	-	-	-	-	-	-	14	55
28134	ELEMENTAL GASES.	30 232	-	16	-	83	-	287	658	402	232
28139	INDUSTRIAL GASES, NEC.	12 340	(Z)	-	20	39	3	12	1 503	361	257
28141	CRUDE PRODUCTS FROM COAL AND PETROLEUM TAR *	2 314	-	-	-	8	-	-	206	51	116
2815	CYCLIC INTERMEDIATES AND OYES.	9 020	8	1	1	61	52	31	922	436	189
28151	CYCLIC INTERMEDIATES FROM BENZENE, ETC.	8 571	8	1	1	54	32	26	903	373	185
28156	ORGANIC DYES	213	(Z)	(Z)	-	3	8	4	5	29	3
28158	ORGANIC PIGMENTS (LAKES AND TONERS).	236	(Z)	(Z)	-	3	12	2	14	35	3
2816	INORGANIC PIGMENTS	2 636	(Z)	1	1	30	2	3	49	192	346
28161	TITANIUM PIGMENTS.	1 039	(Z)	-	1	(Z)	12	(Z)	2	36	35
28162	LEAD PIGMENTS.	957	-	-	-	-	-	-	5	107	287
28163	ZINC PIGMENTS.	197	-	-	-	10	-	(Z)	1	1	3
28169	INORGANIC PIGMENTS, NEC.	443	(Z)	(Z)	1	8	2	1	7	28	21
2818	MISCELLANEOUS INDUSTRIAL ORGANIC CHEMICALS	32 324	(Z)	81	(Z)	162	44	329	330	1 337	638
28182	MISCELLANEOUS ACYCLIC ORGANIC CHEMICAL PRODUCTS.	16 382	-	66	-	86	30	141	122	351	416
28183	MISCELLANEOUS CYCLIC ORGANIC CHEMICAL PRODUCTS.	247	-	-	-	3	-	(Z)	1	4	(Z)
28184	ALCOHOLS	5 058	-	-	-	4	-	60	19	139	35
28185	GLYCOLS AND GLYCERINES	1 808	-	(Z)	-	3	-	(Z)	21	323	71
28186	ORGANIC ACIDS AND SALTS.	1 030	-	3	-	8	1	5	22	15	13
28189	INDUSTRIAL ORGANIC CHEMICALS, NEC.	7 799	(Z)	12	(Z)	59	12	123	145	504	104
2819	MISCELLANEOUS INDUSTRIAL INORGANIC CHEMICALS	80 537	59	98	80	312	34	321	3 869	915	1 367
28191	AMMONIA AND AMMONIUM COMPOUNDS, EXC. ANHYDROUS AMMONIA	9 242	-	10	-	3	-	(Z)	107	6	201
28192	NITRIC ACID.	1 045	-	-	-	-	-	-	22	166	5
28193	SULPHURIC ACID	23 453	-	-	(Z)	5	-	-	1 956	287	704
28194	INDUSTRIAL INORGANIC ACIDS, EXC. NITRIC AND SULPHURIC.	12 747	(Z)	-	-	-	34	(Z)	31	58	92
28195	COBALT, COPPER, IRON, NICKEL, AND ZINC COMPOUNDS	955	-	-	-	4	(Z)	1	34	66	12
28196	ALUMINUM COMPOUNDS	18 132	1	-	-	22	-	2	1 049	77	176
28198	ANHYDROUS AMMONIA	7 859	-	-	-	-	-	-	25	14	56
28199	INDUSTRIAL INORGANIC CHEMICALS, NEC.	7 002	57	88	80	277	-	318	632	239	112
2821	PLASTICS MATERIALS *	29 733	121	34	3	842	204	98	1 288	2 231	1 550
28211	PLASTICS MATERIALS	20 396	88	29	(Z)	686	112	78	1 130	2 039	1 123
28212	SYNTHETIC RUBBERS.	5 490	24	4	3	73	51	8	117	148	220
28213	SYNTHETIC FIBERS	3 847	9	1	(Z)	82	41	12	41	44	207
2831	DRUGS (BIOLOGICAL AND BOTANICAL PRODUCTS) *	3 566	5	2	1	136	57	32	247	246	239
28311	DRUGS FOR HUMAN USE.	3 192	5	2	1	136	57	32	207	241	221
28312	DRUGS FOR VETERINARY USE	374	(Z)	-	-	(Z)	-	(Z)	40	5	18
284	SOAP AND OTHER DETERGENTS.	15 315	20	16	6	317	44	242	1 369	1 169	917
2841	SOAP AND OTHER DETERGENTS	5 271	13	3	3	95	24	121	315	354	331
28411	SYNTHETIC ORGANIC DETERGENTS	1 386	6	2	2	16	7	48	49	52	35
28419	SOAP AND OTHER DETERGENTS.	3 885	7	(Z)	1	80	17	73	266	302	296
28422	SPECIALTY CLEANING PREPARATIONS *	6 143	1	(Z)	(Z)	134	(Z)	57	825	600	456
28423	WAXES AND POLISHING PREPARATIONS	6 479	1	(Z)	(Z)	9	(Z)	3	12	51	13
28431	SURFACE ACTIVE AGENTS *	1 974	6	16	-	64	10	50	136	108	62
28441	COSMETICS AND PERFUMES *	1 761	1	(Z)	3	34	11	15	124	101	68
2851	PAINTS, ENAMELS, LACQUERS, SHELLACS, ALLIED PRODUCTS *	6 312	29	13	13	250	4	55	330	369	187
28511	PAINTS, ENAMELS, LACQUERS, AND SHELLACS.	4 604	29	9	13	181	3	38	199	207	156
28512	PAINT OILS, SOLVENTS, AND THINNERS	1 314	(Z)	4	(Z)	63	1	16	126	159	30
28612	GUM AND WOOD CHEMICALS *	1 912	6	6	-	26	1	9	83	192	81
287	AGRICULTURAL CHEMICALS	54 519	228	18	2	575	230	1 289	1 944	1 251	1 476
2871	FERTILIZERS.	47 746	85	11	2	81	37	918	960	304	924
28712	SUPERPHOSPHATE	23 422	12	-	2	-	-	859	286	8	261
28713	AMMONIATING AND NITROGEN FERTILIZER SOLUTIONS.	6 371	26	-	-	9	-	-	34	4	67
28714	MISCELLANEOUS FERTILIZER COMPOUNDS	14 392	47	-	-	24	28	14	70	231	488
28719	FERTILIZERS, NEC	3 560	-	11	-	48	10	45	569	61	102
28799	AGRICULTURAL CHEMICALS, NEC *	9 540	184	-	-	572	211	454	830	1 006	431
289	MISCELLANEOUS CHEMICAL PRODUCTS.	23 421	83	48	21	197	22	80	838	762	1 995
28911	ADHESIVES, CEMENTS, SEALANTS, GLUES, AND SIZES *	3 366	14	9	18	40	8	19	176	103	169
28921	EXPLOSIVES *	801	1	1	(Z)	5	(Z)	5	11	17	45
28931	PRINTING INK *	793	(Z)	3	-	8	2	13	83	63	44
2899	CHEMICALS AND CHEMICAL PREPARATIONS, NEC	17 420	69	35	3	140	14	49	521	610	1 719
28991	SALT, COMMON	6 785	29	28	-	97	9	2	299	189	100
28994	FATTY ACIDS.	2 584	-	-	-	5	-	(Z)	15	88	35
28995	WATER TREATING COMPOUNDS	438	-	-	(Z)	(Z)	-	8	12	18	31
28996	BLACKS	2 277	1	5	1	27	2	7	28	41	58
28999	CHEMICAL PRODUCTS, NEC, EXC. SEALANTS.	5 253	38	2	2	9	3	31	142	305	1 491
29	PETROLEUM AND COAL PRODUCTS.	997 731	5 406	44	116	7 510	1 016	12 113	40 995	32 978	48 802

TONS (THOUSANDS) SHIPPED BY STATE OF DESTINATION--CON.

EAST NORTH CENTRAL					WEST NORTH CENTRAL							SOUTH ATLANTIC				TCC CODE	
OHIO	INDIANA	ILLINOIS	MICHIGAN	WISCONSIN	MINNESOTA	IOWA	MISSOURI	NORTH DAKOTA	SOUTH DAKOTA	NEBRASKA	KANSAS	DELAWARE	MARYLAND	DISTRICT OF COLUMBIA	VIRGINIA		
4	32	16	35	9	47	9	14	-	-	5	(Z)	-	15	-	21	26549	
75	36	92	15	42	8	6	40	-	2	3	10	5	15	-	28	26551	
124	65	286	75	56	63	50	27	12	3	8	14	15	59	-	75	2661	
22	5	225	5	1	10	1	2	-	-	-	(Z)	(Z)	28	-	4	26612	
65	60	50	55	53	52	40	19	10	3	8	12	2	8	-	8	26613	
29	(Z)	-	9	-	-	8	1	-	-	-	-	13	15	-	63	26614	
1 135	1 102	1 560	997	518	313	784	1 259	7	11	64	208	18	694	657	776	27	
589	857	601	505	224	122	485	807	-	(Z)	3	156	4	533	284	406	27111	
72	19	127	47	13	78	10	36	1	(Z)	16	13	1	12	134	12	27211	
50	69	190	31	105	46	18	169	(Z)	2	7	21	2	66	36	23	27311	
302	177	485	241	125	35	32	95	2	4	9	25	5	71	30	174	2741	
211	148	369	175	56	27	22	77	1	2	4	8	4	16	3	90	27415	
1	1	1	(Z)	(Z)	(Z)	(Z)	(Z)	-	2	(Z)	(Z)	(Z)	1	(Z)	(Z)	27417	
12	6	21	16	5	2	2	4	-	(Z)	3	3	(Z)	3	-	81	27419	
78	23	94	59	64	6	8	13	1	(Z)	1	14	(Z)	51	2	3	27419	
100	51	133	60	35	47	14	33	6	5	2	5	3	32	36	22	27611	
2	2	13	3	2	2	(Z)	122	-	(Z)	1	15	(Z)	1	14	2	27711	
10	3	26	13	6	6	2	23	(Z)	(Z)	1	3	1	4	1	6	2781	
5	2	8	8	3	3	2	16	(Z)	(Z)	1	1	1	2	1	6	27811	
6	2	18	5	2	3	1	7	(Z)	(Z)	1	2	(Z)	1	(Z)	1	27812	
9	1	14	8	3	2	2	2	(Z)	(Z)	3	(Z)	(Z)	1	24	1	27911	
22 186	6 762	12 495	6 248	2 211	3 006	2 604	5 985	408	269	1 662	3 216	1 625	4 384	51	7 161	28	
16 511	2 928	5 602	3 136	633	683	862	3 452	12	22	646	1 388	1 172	2 673	22	2 771	281	
1 108	247	418	400	169	78	100	994	-	1	20	125	141	195	5	490	2812	
4	(Z)	-	2	-	-	-	1	-	-	(Z)	10	-	-	-	(Z)	28121	
241	55	144	199	26	39	60	568	-	-	10	13	16	12	-	145	28122	
293	66	107	113	11	12	16	314	-	1	2	17	3	85	-	52	28123	
41	44	77	16	36	1	-	65	-	-	-	-	-	27	-	-	28124	
10	1	(Z)	1	(Z)	-	(Z)	1	-	-	-	(Z)	-	-	-	2	28125	
503	73	43	39	19	11	24	33	-	-	-	85	122	65	5	245	28128	
3	-	6	3	73	7	-	-	-	-	-	-	-	-	-	2	28129	
12 391	71	1 066	141	13	34	127	331	(Z)	-	79	352	76	776	-	144	2813	
(Z)	-	13	-	-	-	96	240	-	-	73	340	-	1	-	-	28133	
12 109	66	966	19	-	-	-	20	-	-	-	-	-	702	-	9	28134	
280	3	86	121	13	34	31	67	(Z)	-	5	3	76	72	-	135	28139	
89	55	129	11	-	-	-	16	-	-	-	-	31	95	-	9	28141	
593	56	123	132	40	26	16	52	-	-	(Z)	22	69	57	9	184	2815	
563	38	86	112	32	8	16	39	-	-	(Z)	22	68	52	-	175	28151	
12	9	26	9	5	1	(Z)	8	-	-	(Z)	(Z)	1	1	-	6	28156	
139	28	108	72	27	16	27	22	-	-	(Z)	5	62	628	-	198	2816	
66	16	63	58	23	12	23	15	-	-	(Z)	3	17	266	-	14	28161	
19	6	21	4	1	-	(Z)	2	-	-	-	-	18	355	-	177	28162	
54	6	22	10	3	5	2	4	-	-	-	2	-	2	-	5	28169	
1 269	557	1 854	932	153	242	293	570	1	5	19	219	701	682	(Z)	1 461	2818	
245	309	489	462	45	178	126	203	-	6	77	677	325	-	-	1 289	28182	
4	(Z)	(Z)	2	(Z)	(Z)	49	70	-	-	1	-	(Z)	-	-	1	28183	
205	10	746	48	7	14	(Z)	103	-	3	3	97	1	25	(Z)	19	28184	
158	38	72	22	1	2	8	32	-	-	-	-	-	(Z)	-	33	28185	
63	81	78	165	11	11	19	16	-	-	(Z)	1	1	5	-	3	28186	
593	117	469	234	89	38	91	144	1	1	9	43	22	326	-	117	28189	
2 252	1 952	1 894	1 440	187	373	314	1 565	11	17	535	750	131	366	(Z)	247	2819	
360	64	165	117	2	26	188	336	4	17	188	163	-	7	-	83	28191	
26	37	91	56	5	-	-	13	-	-	-	1	-	(Z)	(Z)	-	28192	
361	300	689	324	112	35	2	594	-	-	20	178	111	46	(Z)	36	28193	
62	242	173	120	2	7	17	81	3	-	225	20	(Z)	25	-	-	28194	
125	4	48	94	-	9	8	-	-	-	19	(Z)	-	-	-	5	28195	
118	844	68	278	13	47	(Z)	222	2	-	-	4	19	134	-	17	28196	
623	179	161	47	-	37	-	84	2	-	9	161	-	19	-	51	28198	
569	281	476	405	52	212	98	235	-	(Z)	72	223	1	134	(Z)	53	28199	
1 852	557	1 580	972	514	359	267	425	10	7	25	112	183	403	-	1 072	2821	
1 202	477	1 399	789	470	324	193	376	5	7	22	71	168	279	-	450	28211	
641	79	163	158	41	29	74	46	5	(Z)	4	41	1	107	-	216	28212	
9	1	17	25	3	6	1	3	-	-	(Z)	-	14	16	-	407	28213	
179	166	515	128	17	99	16	144	(Z)	6	8	17	2	91	3	27	2831	
163	127	501	128	17	49	5	137	(Z)	2	6	14	2	89	3	25	28311	
16	39	14	(Z)	(Z)	50	11	6	(Z)	4	2	3	(Z)	2	(Z)	1	28312	
684	300	1 032	473	168	141	165	477	18	7	89	283	32	493	7	258	284	
225	178	485	203	102	44	45	175	13	5	41	88	(Z)	186	1	59	2841	
62	49	228	38	41	19	8	53	-	(Z)	2	23	-	52	-	11	28411	
163	129	257	165	61	24	37	122	13	5	39	65	(Z)	133	1	47	28419	
284	67	272	159	27	62	42	179	4	(Z)	38	158	-	264	5	136	28422	
29	7	40	54	12	6	20	4	(Z)	(Z)	(Z)	2	-	14	-	23	28423	
30	9	96	33	17	3	42	56	(Z)	(Z)	(Z)	8	46	1	23	24	28431	
113	43	161	38	17	33	28	95	(Z)	(Z)	1	7	19	31	34	1	29	28441
367	117	523	356	113	131	63	167	3	36	51	19	64	110	6	144	2851	
220	112	361	277	108	99	27	139	3	36	51	18	64	103	6	126	28511	
83	1	102	51	2	2	(Z)	20	(Z)	(Z)	(Z)	1	-	5	-	18	28512	
71	12	114	52	41	37	5	50	2	2	17	5	2	11	-	9	28612	
1 684	2 347	2 495	525	478	714	943	1 231	189	45	432	386	208	1 008	(Z)	2 546	287	
1 767	2 412	2 364	513	497	707	962	1 322	179	44	465	346	123	491	-	2 543	2871	
1 043	832	1 460	244	378	681	814	1 014	176	37	387	289	23	133	-	322	28712	
344	438	458	19	44	3	82	138	2	(Z)	36	54	12	30	-	1 109	28713	
349	1 060	254	233	60	6	36	153	-	7	42	3	79	277	-	1 036	28714	
31	82	192	17	15	17	29	16	-	-	(Z)	-	9	51	-	76	28719	
118	36	343	45	47	57	92	61	13	2	56	66	110	488	(Z)	138	28799	
976	337	830	647	300	680	348	446	83	158	585	1 231	19	91	15	672	289	
142	91	247	108	67	145	55	122	82	57	22	16	5	28	1	111	28911	
38	12	21	42	2	8	(Z)	25	-	-	-	6	-	5	(Z)	19	28921	
171	15	51	52	54	9	8	17	(Z)	(Z)	-	(Z)	(Z)	14	5	10	28931	
608	195	629	498	155	470	225	282	8	93	510	1 160	14	488	5	307	28999	
18	2	135	378	29	348	130	187	-	83	484	518	-	4	-	124	28991	
79	11	139	15	4	(Z)	(Z)	14	-	-	(Z)	(Z)	12	20	-	8	28994	
1	(Z)	23	3	(Z)	(Z)	(Z)	5	5	-	2	29	(Z)	1	-	1	28995	
248	64	75	39	34	8	52	16	-	2	16	602	(Z)	20	1	48	28996	
260	116	257	63	88	114												



TABLE 5. SHIPMENTS BY MANUFACTURING ESTABLISHMENTS--COMMODITIES BY STATE OF DESTINATION: 1977--CON.

TONS (THOUSANDS) SHIPPED BY STATE OF DESTINATION--CON.

TCC CODE	COMMODITY	SOUTH ATLANTIC--CON.					EAST SOUTH CENTRAL				WSC
		WEST VIR- GINIA	NORTH CARO- LINA	SOUTH CARO- LINA	GEORGIA	FLORIDA	KEN- TUCKY	TEN- NESSEE	ALA- BAMA	MISSIS- SIPPI	
26549	SANITARY FOOD CONTAINERS, NEC.	-	3	10	18	8	8	6	2	14	17
26551	FIBER CANS, TUBES, DRUMS, AND SIMILAR PRODUCTS *	5	70	61	83	70	9	70	124	12	14
2661	BUILDING PAPER AND BUILDING BOARD *	55	140	49	43	94	3	159	90	47	25
26612	CONSTRUCTION PAPER	5	9	1	1	3	1	111	71	8	3
26613	WALLBOARD	2	41	15	28	49	3	33	18	7	15
26614	INSULATING MATERIAL	47	85	33	12	38	-	13	-	25	-
27	PRINTED MATTER	12	381	61	365	951	301	484	116	80	95
27111	NEWSPAPERS *	-	171	23	128	766	121	257	26	39	19
27211	PERIODICALS *	(Z)	45	7	38	35	2	18	4	1	1
27311	BOOKS *	4	25	3	45	20	31	93	19	3	22
2741	MISCELLANEOUS PRINTED MATTER *	4	136	27	84	92	116	110	33	12	36
27411	CATALOGS AND DIRECTORIES	4	49	16	25	32	53	91	32	4	23
27415	CARDS AND TICKETS, EXC. GREETING CARDS	-	(Z)	(Z)	1	(Z)	(Z)	(Z)	(Z)	(Z)	(Z)
27417	LABELS, SEALS, TAGS, AND WRAPPERS	(Z)	79	2	22	10	30	3	1	1	2
27419	PRINTED MATTER, NEC.	(Z)	8	8	36	49	34	16	1	7	11
27611	MANIFOLD BUSINESS FORMS *	2	51	4	74	17	6	19	43	(Z)	9
27711	GREETING CARDS *	(Z)	2	1	1	3	2	1	1	(Z)	4
2781	BLANKBOOKS, LOOSELEAF BINDERS AND DEVICES *	1	2	(Z)	7	15	4	1	1	5	(Z)
27811	BLANKBOOKS, PADS AND TABLETS	1	1	(Z)	3	14	2	1	(Z)	4	(Z)
27812	LOOSELEAF BINDERS AND DEVICES	(Z)	1	(Z)	3	1	1	(Z)	(Z)	1	(Z)
27911	PRODUCTS OF SERVICE INDUSTRY FOR THE PRINTING TRADES *	(Z)	3	(Z)	2	2	4	2	1	(Z)	1
28	CHEMICALS AND ALLIED PRODUCTS	13 453	9 411	6 305	9 746	15 393	14 665	8 418	8 732	8 549	3 784
281	INDUSTRIAL INORGANIC AND ORGANIC CHEMICALS	15 465	3 502	3 854	5 164	7 874	11 261	6 490	6 740	5 522	1 820
2812	SODIUM, POTASSIUM, BASIC INORGANIC COMPOUNDS, CHLORINE	341	524	1 262	771	400	2 265	2 068	1 365	672	418
28121	INORGANIC BLEACHING COMPOUNDS, EXC. CHLORINE	-	20	-	47	28	10	574	-	20	(Z)
28122	SODIUM ALKALIES	85	372	1 131	358	215	493	323	1 039	615	75
28123	SODIUM COMPOUNDS	14	56	74	83	3	50	71	1 636	(Z)	144
28124	POTASSIUM ALKALIES	7	-	-	4	-	17	26	24	2	26
28125	POTASSIUM COMPOUNDS	1	3	-	-	22	3	2	-	-	-
28128	CHLORINE	228	66	57	279	93	1 691	1 071	217	35	173
28129	ALKALIES, NEC.	1	6	-	(Z)	12	-	(Z)	14	-	-
2813	INDUSTRIAL GASES, COMPRESSED AND LIQUEFIED	10 174	59	19	283	568	5 669	665	537	289	158
28133	CARBON DIOXIDE	-	-	-	1	-	-	141	-	-	-
28134	ELEMENTAL GASES	10 151	-	-	19	435	-	18	20	23	103
28139	INDUSTRIAL GASES, NEC.	23	59	19	264	133	5 669	504	516	266	54
28141	CRUDE PRODUCTS FROM COAL AND PETROLEUM TAR *	385	-	42	1	5	48	38	46	287	-
2815	CYCLIC INTERMEDIATES AND OYES	374	796	449	48	38	159	346	265	55	4
28151	CYCLIC INTERMEDIATES FROM BENZENE, ETC.	374	764	423	31	37	157	328	261	42	4
28156	ORGANIC DYES	-	30	13	10	(Z)	-	7	3	(Z)	(Z)
28158	ORGANIC PIGMENTS (LAKES AND TONERS)	(Z)	2	13	7	1	2	11	(Z)	13	(Z)
2816	INORGANIC PIGMENTS	2	29	6	147	11	24	48	117	7	14
28161	TITANIUM PIGMENTS	(Z)	16	5	44	10	6	43	26	5	7
28162	LEAD PIGMENTS	-	(Z)	-	(Z)	(Z)	-	(Z)	-	-	-
28163	ZINC PIGMENTS	1	7	-	7	-	4	5	7	(Z)	5
28169	INORGANIC PIGMENTS, NEC.	1	5	2	96	1	14	(Z)	84	2	2
2818	MISCELLANEOUS INDUSTRIAL ORGANIC CHEMICALS	1 845	622	1 099	686	567	1 490	1 552	462	231	159
28182	MISCELLANEOUS ACYCLIC ORGANIC CHEMICAL PRODUCTS	1 201	141	813	347	36	1 275	697	127	83	71
28183	MISCELLANEOUS CYCLIC ORGANIC CHEMICAL PRODUCTS	-	1	-	1	(Z)	-	(Z)	(Z)	3	1
28184	ALCOHOLS	43	91	15	160	9	52	374	46	8	14
28185	GLYCOLS AND GLYCERINES	116	138	34	74	22	11	37	-	-	1
28186	ORGANIC ACIDS AND SALTS	10	26	30	10	4	9	37	65	-	1
28189	INDUSTRIAL ORGANIC CHEMICALS, NEC.	476	225	206	94	497	143	406	224	137	72
2819	MISCELLANEOUS INDUSTRIAL INORGANIC CHEMICALS	1 669	1 455	798	2 707	6 719	2 317	2 090	4 101	4 032	1 008
28191	AMMONIA AND AMMONIUM COMPOUNDS, EXC. ANHYDROUS AMMONIA	127	102	422	910	480	345	180	286	166	67
28192	NITRIC ACID	50	8	2	36	89	-	3	4	101	1
28193	SULPHURIC ACID	329	856	157	836	326	442	488	1 435	845	295
28194	INDUSTRIAL INORGANIC ACIDS, EXC. NITRIC AND SULPHURIC	902	26	(Z)	13	3 868	125	32	6	2 596	-
28195	COBALT, COPPER, IRON, NICKEL, AND ZINC COMPOUNDS	13	(Z)	13	22	38	8	8	22	5	17
28196	ALUMINUM COMPOUNDS	184	212	41	242	47	846	933	2 113	11	516
28198	ANHYDROUS AMMONIA	39	140	42	544	1 725	409	220	125	121	97
28199	INDUSTRIAL INORGANIC CHEMICALS, NEC.	24	105	117	104	146	135	213	109	186	11
2821	PLASTICS MATERIALS *	452	1 929	1 287	1 297	196	910	862	715	186	390
28211	PLASTICS MATERIALS	431	860	527	578	169	442	425	297	125	279
28212	SYNTHETIC RUBBERS	7	101	9	82	14	408	257	279	51	100
28213	SYNTHETIC FIBERS	14	968	751	637	13	60	179	139	10	11
2831	DRUGS (BIOLOGICAL AND BOTANICAL PRODUCTS) *	4	34	43	125	50	11	58	26	2	19
28311	DRUGS FOR HUMAN USE	4	33	6	118	48	11	57	25	2	5
28312	DRUGS FOR VETERINARY USE	-	(Z)	37	7	2	(Z)	2	(Z)	(Z)	14
284	SOAP AND OTHER DETERGENTS	94	529	184	675	361	280	274	372	93	127
2841	SOAP AND OTHER DETERGENTS	38	87	8	240	78	91	67	40	40	55
28411	SYNTHETIC ORGANIC DETERGENTS	1	17	3	79	3	10	5	(Z)	4	19
28419	SOAP AND OTHER DETERGENTS	37	69	5	162	76	82	63	40	36	36
28422	SPECIALTY CLEANING PREPARATIONS *	13	41	61	248	76	223	196	234	56	68
28423	WAXES AND POLISHING PREPARATIONS	(Z)	44	(Z)	31	21	6	5	4	(Z)	2
28431	SURFACE ACTIVE AGENTS *	7	300	94	57	89	9	28	69	(Z)	3
28441	COSMETICS AND PERFUMES *	41	44	6	137	43	7	23	11	1	5
2851	PAINTS, ENAMELS, LACQUERS, SHELLACS, ALLIED PRODUCTS *	32	146	51	223	264	148	179	91	21	18
28511	PAINTS, ENAMELS, LACQUERS, AND SHELLACS	17	100	39	199	174	144	170	85	21	17
28512	PAINT OILS, SOLVENTS, AND THINNERS	15	43	11	17	12	4	9	-	-	-
28612	GUM AND WOOD CHEMICALS *	18	21	94	146	312	17	30	33	32	9
287	AGRICULTURAL CHEMICALS	1 575	3 052	520	2 220	7 106	887	661	838	2 112	546
2871	FERTILIZERS	94	2 604	502	1 695	7 570	952	653	880	2 286	437
28712	SUPERPHOSPHATE	68	402	330	549	6 025	721	418	479	229	307
28713	AMMONIATING AND NITROGEN FERTILIZER SOLUTIONS	-	190	4	1	69	26	-	113	344	55
28714	MISCELLANEOUS FERTILIZER COMPOUNDS	23	1 782	168	773	1 332	65	235	261	1 500	69
28719	FERTILIZERS, NEC.	3	230	1	372	144	140	(Z)	26	21	7
28799	AGRICULTURAL CHEMICALS, NEC *	1 792	44	10	719	260	34	118	29	69	162
289	MISCELLANEOUS CHEMICAL PRODUCTS	140	321	135	340	180	908	464	212	88	834
28911	ADHESIVES, CEMENTS, SEALANTS, GLUES, AND SIZES *	15	90	41	85	23	29	120	56	12	42
28921	EXPLOSIVES *	66	13	3	21	14	284	9	14	1	14
28931	PRINTING INK *	5	11	2	1	1	3	9	2	(Z)	(Z)
2899	CHEMICALS AND CHEMICAL PREPARATIONS, NEC	76	193	64	179	283	116	338	143	74	792
28991	SALT, COMMON	11	7	-	-	-	1	-	-	29	-
28994	FATTY ACIDS	3	6	5	44	71	7	210	9	2	748
28995	WATER TREATING COMPOUNDS	1	2	-	(Z)	123	-	(Z)	(Z)	1	-
28996	BLACKS	1	53	27	40	6	69	98	113	21	39
28999	CHEMICAL PRODUCTS, NEC, EXC. SEALANTS	62	124	22	95	81	40	30	21	21	4
29	PETROLEUM AND COAL PRODUCTS	6 987	4 178	1 179	8 491	36 065	6 191	15 540	23 341	2 796	8 462



TONS (THOUSANDS) SHIPPED BY STATE OF DESTINATION--CON.

WEST SOUTH CENTRAL--CON.

MOUNTAIN

PACIFIC

TCC CODE

LOUISIANA	OKLAHOMA	TEXAS	MON-TANA	IDAHO	WYO-MING	COLO-RADO	NEW MEXICO	ARI-ZONA	UTAH	NEVADA	WASH-INGTON	OREGON	CALI-FORNIA	ALASKA	HAWAII	DESTI-NATION UNKNOWN	TCC CODE	
11	4	34	-	6	-	(Z)	-	4	1	-	10	45	159	-	-	-	26549	
26	17	72	(Z)	-	-	1	-	-	(Z)	-	9	6	62	-	-	(Z)	26551	
67	33	104	7	8	10	29	3	13	7	5	61	17	204	-	-	89	2661	
4	16	10	(Z)	-	-	1	(Z)	-	(Z)	-	52	1	99	-	-	85	26612	
49	10	74	1	-	10	13	2	12	6	-	2	-	41	-	-	4	26613	
12	3	3	-	-	-	5	-	-	-	-	-	-	(Z)	-	-	-	26614	
231	70	1 279	6	10	9	121	23	235	86	12	336	76	2 597	2	8	1 161	27	
90	7	942	(Z)	(Z)	(Z)	19	19	233	(Z)	1	191	(Z)	1 924	(Z)	-	176	27111	
23	8	74	1	(Z)	1	25	2	9	4	1	17	38	143	(Z)	1	590	27211	
11	10	79	3	2	1	21	1	5	55	5	17	5	237	1	1	228	27311	
50	27	157	1	4	1	35	9	20	4	3	36	17	378	1	1	161	2741	
42	13	78	(Z)	3	1	28	7	18	2	3	14	8	168	1	1	80	27411	
(Z)	(Z)	(Z)	-	-	-	(Z)	-	(Z)	-	(Z)	(Z)	(Z)	-	-	-	17	27415	
2	1	19	(Z)	1	(Z)	1	(Z)	1	1	1	12	1	80	(Z)	(Z)	8	27417	
6	13	60	1	(Z)	(Z)	6	2	1	1	(Z)	11	8	123	(Z)	(Z)	57	27419	
11	5	83	(Z)	1	(Z)	8	2	6	1	(Z)	12	3	78	(Z)	1	21	27611	
(Z)	(Z)	2	4	(Z)	-	(Z)	(Z)	(Z)	5	-	1	1	4	-	(Z)	1	27711	
13	12	13	(Z)	(Z)	-	8	1	3	1	2	1	(Z)	23	(Z)	4	13	2781	
11	1	2	(Z)	(Z)	-	7	1	1	(Z)	(Z)	(Z)	9	9	(Z)	(Z)	12	27811	
2	12	11	(Z)	(Z)	-	1	(Z)	2	1	2	1	(Z)	14	-	4	1	27812	
2	(Z)	5	(Z)	(Z)	(Z)	11	(Z)	(Z)	(Z)	(Z)	(Z)	(Z)	9	-	-	3	27911	
15 723	5 207	32 372	1 750	1 558	605	2 394	680	1 969	1 089	767	7 163	2 072	22 831	202	703	5 861	28	
11 207	1 427	23 262	254	830	147	2 501	408	1 157	730	734	4 365	934	13 997	144	406	4 692	281	
2 815	78	4 053	61	203	8	126	1	53	99	80	710	301	2 621	41	117	85	2812	
20	-	1	-	-	-	-	6	(Z)	-	1	-	52	6	43	-	1	-	28121
1 181	52	1 629	37	100	-	32	-	17	19	-	288	110	1 949	-	106	49	28122	
472	3	282	4	47	8	75	-	1	9	(Z)	115	18	219	41	-	35	28123	
27	4	185	-	-	-	-	-	-	-	-	-	-	28	-	-	-	-	28124
(Z)	(Z)	4	-	-	-	-	(Z)	1	20	(Z)	-	-	(Z)	-	(Z)	1	28125	
742	18	1 115	16	57	-	5	-	35	37	80	187	132	338	-	9	(Z)	28128	
371	-	49	-	-	-	-	-	(Z)	-	-	-	-	10	-	-	-	-	28129
324	445	2 892	57	-	-	375	415	-	-	-	1	10	2 643	-	(Z)	447	2813	
15	186	326	57	-	-	375	415	-	-	-	-	-	21	-	-	3	28133	
88	226	1 667	-	-	-	-	-	-	-	-	-	9	1 835	-	-	69	28134	
221	7	693	-	-	-	-	-	-	-	-	1	1	788	-	(Z)	-	28139	
39	87	346	-	-	-	-	-	-	-	-	-	-	33	-	-	141	28141	
1 840	10	1 311	(Z)	(Z)	14	(Z)	-	-	1	-	(Z)	27	133	-	-	67	2815	
1 840	10	1 292	-	(Z)	14	(Z)	-	-	(Z)	-	(Z)	25	116	-	-	58	28151	
(Z)	-	11	(Z)	(Z)	-	(Z)	-	-	(Z)	-	(Z)	(Z)	2	-	-	7	28156	
(Z)	-	9	-	-	-	(Z)	-	-	1	-	(Z)	2	16	-	-	2	28158	
16	3	99	(Z)	-	(Z)	3	1	5	1	(Z)	3	3	128	-	-	11	2816	
11	2	91	-	-	-	1	1	-	(Z)	-	3	(Z)	47	-	-	3	28161	
2	(Z)	5	-	-	-	-	-	-	-	-	-	-	2	-	-	3	28162	
3	1	3	(Z)	-	(Z)	2	(Z)	5	-	-	-	-	67	-	-	-	28163	
945	104	6 231	16	31	(Z)	99	20	46	9	(Z)	146	126	1 656	-	20	2 283	2818	
358	53	3 127	-	26	-	51	4	43	-	-	122	40	679	-	20	1 424	28182	
-	-	93	-	-	-	-	-	-	-	-	-	-	14	-	(Z)	-	28183	
214	22	1 380	-	-	-	15	9	(Z)	(Z)	-	5	5	197	-	-	858	28184	
94	(Z)	328	-	-	-	(Z)	5	-	2	-	(Z)	5	157	-	-	-	28185	
1	-	272	(Z)	4	-	1	-	3	(Z)	(Z)	(Z)	(Z)	34	-	-	(Z)	28186	
277	28	1 031	16	(Z)	-	31	2	(Z)	7	-	19	77	575	-	-	-	28189	
5 177	777	8 757	26	247	99	6 607	225	928	443	95	2 195	212	7 199	-	35	1 529	2819	
253	190	1 900	2	169	55	119	26	114	60	12	286	20	847	-	35	21	28191	
65	5	179	-	-	-	-	-	-	-	-	16	-	62	-	-	-	28192	
2 413	329	2 876	8	70	29	1 064	4	504	169	56	28	26	3 006	-	-	1 099	28193	
143	118	747	3	3	23	131	9	206	6	3	3	13	2 172	-	(Z)	407	28194	
(Z)	14	37	-	-	-	-	-	-	-	(Z)	4	4	314	-	-	-	28195	
1 205	7	1 047	9	-	-	5 305	-	214	-	-	1 747	80	278	-	-	1	28196	
855	95	1 465	4	5	-	71	57	70	-	21	38	3	245	-	-	-	28198	
245	18	505	(Z)	-	15	25	6	8	(Z)	73	66	267	-	-	(Z)	1	28199	
1 379	180	2 316	1	29	22	97	1	25	7	4	163	34	2 143	-	(Z)	399	2821	
817	83	1 567	1	29	22	52	(Z)	25	7	4	153	29	1 562	-	(Z)	393	28211	
545	76	733	-	-	-	44	1	1	(Z)	-	6	3	522	-	-	1	28212	
17	21	16	-	-	-	1	(Z)	-	-	-	1	59	-	-	-	5	28213	
77	6	223	2	9	(Z)	49	3	7	2	3	40	13	351	(Z)	(Z)	26	2831	
21	5	203	2	8	(Z)	49	3	7	2	3	40	11	333	(Z)	(Z)	24	28311	
56	1	20	(Z)	(Z)	(Z)	(Z)	(Z)	(Z)	(Z)	(Z)	(Z)	1	18	-	-	1	28312	
168	172	887	14	1	3	222	40	111	72	37	143	126	1 233	(Z)	14	355	284	
113	68	335	13	(Z)	(Z)	76	5	35	10	1	85	57	465	-	12	140	2841	
20	31	141	(Z)	(Z)	-	6	(Z)	3	2	(Z)	13	19	106	-	3	95	28411	
93	38	194	13	(Z)	(Z)	70	5	33	9	1	72	38	359	-	10	45	28419	
14	12	198	(Z)	(Z)	3	138	29	43	52	13	60	64	422	(Z)	1	104	28422	
1	1	36	(Z)	(Z)	(Z)	3	(Z)	(Z)	(Z)	(Z)	1	1	17	-	(Z)	4	28423	
10	59	123	(Z)	(Z)	1	3	2	1	(Z)	3	(Z)	8	9	-	(Z)	106	28431	
8	19	121	1	(Z)	(Z)	25	2	34	11	10	8	9	173	(Z)	1	15	28441	
41	71	824	(Z)	(Z)	26	29	4	58	6	5	11	30	469	(Z)	2	43	2851	
36	67	329	(Z)	(Z)	26	26	4	58	6	5	3	27	439	(Z)	2	26	28511	
5	4	478	-	-	-	3	(Z)	-	1	-	8	2	3	-	-	14	28512	
42	4	116	8	1	-	7	-	10	5	-	13	31	87	-	-	40	28612	
2 156	2 389	3 012	574	192	51	120	32	333	16	51	555	154	2 859	-	86	177	287	
2 085	2 495	3 129	522	159	54	114	33	202	7	41	525	102	2 331	-	80	138	2871	
791	631	1 559	467	104	51	32	16	139	7	4	215	6	538	-	-	68	28712	
391	1 725	2 233	1	21	2	33	-	13	-	2	159	10	69	-	-	-	28713	
902	139	1 335	54	34	-	49	17	47	-	35	95	80	827	-	3	70	28714	
-	(Z)	2	-	-	-	(Z)	-	2	-	-	57	6	897	-	77	-	28719	
156	26	218	12	21	(Z)	16	1	10	5	2	20	25	399	-	9	23	28799	
645	461	2 105	237	25	496	404	304	196	308	230	545	354	1 829	2	22	172	289	
10	5	195	3	4	17	69	2	3	1	21	38	182	380	(Z)	22	42	28911	
7	13	11	6	9	2	7	5	4	11	3	4	(Z)	9	(Z)	-	1	28921	
4	19	55	-	1	-	(Z)	(Z)	(Z)	11	(Z)	3	4	38	-	(Z)	2	28931	
620	314	1 912	181	9	404	287	268	158	238	172	382	91	1 624	3	136	2899		
2	125	11	167	9	377	261	266	154	232	171	371	82	1 285	-	70	28991		
15	1	897	-	-	-	-	-	-	-	(Z)	-	3	115	-	(Z)	1	28994	
29	72	62	(Z)	(Z)	3	1	(Z)	1	(Z)	-	-	1	(Z)	(Z)	-	5	28995	
95	65	219	-	-	-													

TABLE 5. SHIPMENTS BY MANUFACTURING ESTABLISHMENTS--COMMODITIES BY STATE OF DESTINATION: 1977--CON.

TCC CODE	COMMODITY	TOTAL TONS SHIPPED (THOU- SANDS)	NEW ENGLAND							MIDDLE ATLANTIC			
			MAINE	NEW HAMP- SHIRE	VER- MONT	MASSA- CHU- SETTS	RHODE ISLAND	CON- NECT- ICUT	NEW YORK	NEW JERSEY	PENN- SYP- LVANIA		
291	PRODUCTS OF PETROLEUM REFINING . . . . .	810 818	4 710	10	104	4 739	972	6 190	15 828	34 837	30 056		
2911	PETROLEUM REFINING PRODUCTS . . . . .	782 461	4 667	10	98	4 687	971	6 189	14 948	34 780	29 456		
29111	GASOLINE AND JET FUELS . . . . .	420 967	3 537	-	-	751	690	4 700	5 960	23 736	18 142		
29112	KEROSENE . . . . .	6 057	23	-	-	-	-	-	52	373	56		
29113	DISTILLATE FUEL OIL . . . . .	179 194	1 101	-	-	3 727	244	748	4 310	8 420	7 342		
29114	PETROLEUM LUBRICATING AND SIMILAR OILS . . . . .	11 252	3	10	5	60	13	50	236	401	656		
29115	PETROLEUM LUBRICATING GREASES . . . . .	667	3	(Z)	-	6	(Z)	14	23	22	20		
29116	ASPHALT PITCHES AND TARS FROM PETROLEUM . . . . .	40 901	-	-	-	14	-	(Z)	842	44	475		
29117	PETROLEUM RESIDUAL FUEL OILS . . . . .	93 315	-	-	-	-	15	675	2 842	1 249	2 225		
29119	PETROLEUM REFINING PRODUCTS, NEC . . . . .	30 128	-	-	93	128	9	3	681	533	540		
29121	LIQUEFIED PETROLEUM AND COAL GASES * . . . . .	28 611	43	-	6	53	1	1	879	39	600		
295	ASPHALT PAVING AND ROOFING MATERIALS . . . . .	117 385	688	23	14	3 524	40	3 663	19 516	362	11 687		
29511	ASPHALT PAVING BLOCKS AND MIXTURES * . . . . .	119 041	627	(Z)	-	3 394	(Z)	3 214	22 748	65	12 687		
2952	ASPHALT FELTS AND COATINGS . . . . .	10 934	89	24	15	234	39	91	374	237	366		
29522	ASPHALT AND TAR CEMENTS AND COATINGS . . . . .	7 737	-	(Z)	-	6	-	1	17	7	35		
29523	ASPHALT SHEATHINGS, SHINGLES, AND SIDINGS . . . . .	7 864	81	18	11	178	29	74	274	173	269		
29529	ASPHALT FELTS AND COATINGS, NEC . . . . .	66 996	19	12	(Z)	173	9	19	2 680	610	8 265		
29911	MISCELLANEOUS PETROLEUM AND COAL PRODUCTS * . . . . .	1 761	-	-	-	-	-	-	12	1	42		
29912	COAL AND COKE BRIQUETTES, ANTHRACITE CULM . . . . .	16 292	19	12	(Z)	50	6	17	54	359	688		
29913	PETROLEUM COKE, EXC. BRIQUETTES . . . . .	30 151	-	-	-	-	-	-	499	-	199		
29914	COKE PRODUCED FROM COAL, EXC. BRIQUETTES . . . . .	18 281	-	-	-	119	-	-	1 970	249	6 056		
29919	PETROLEUM AND COAL PRODUCTS, NEC . . . . .	1 510	-	-	-	3	3	(Z)	145	1	1 281		
30	RUBBER AND MISCELLANEOUS PLASTICS PRODUCTS . . . . .	18 978	41	45	10	512	98	150	953	1 282	885		
3011	TIRES AND INNER TUBES * . . . . .	5 067	23	6	1	59	(Z)	14	124	277	230		
30111	PNEUMATIC TIRES . . . . .	4 501	19	5	1	47	(Z)	14	122	268	207		
30114	INNER TUBES . . . . .	130	(Z)	(Z)	(Z)	(Z)	(Z)	(Z)	1	7	6		
30115	TREAD RUBBER, TIRE SUNDRIES, AND REPAIR MATERIALS . . . . .	397	4	-	-	11	-	-	1	1	16		
30119	TIRES AND RELATED PRODUCTS, NEC . . . . .	39	-	2	-	(Z)	-	(Z)	1	(Z)	-		
3021	RUBBER AND PLASTICS FOOTWEAR * . . . . .	115	2	7	(Z)	11	(Z)	10	12	2	11		
30211	FOOTWEAR, RUBBER AND RUBBER SOLEO FABRIC . . . . .	75	2	7	-	1	(Z)	10	10	1	3		
30212	PLASTICS FOOTWEAR . . . . .	40	-	-	(Z)	10	(Z)	(Z)	2	(Z)	7		
30311	RECLAIMED RUBBER * . . . . .	102	-	-	-	4	-	1	4	(Z)	3		
3041	RUBBER AND PLASTICS HOSE AND BELTING * . . . . .	872	1	1	(Z)	8	(Z)	4	11	15	24		
30411	RUBBER AND PLASTICS BELTS AND BELTING . . . . .	375	(Z)	(Z)	(Z)	1	(Z)	(Z)	2	2	2		
30412	RUBBER AND PLASTICS HOSE . . . . .	497	1	1	-	7	(Z)	4	9	14	22		
3061	MISCELLANEOUS FABRICATED RUBBER PRODUCTS * . . . . .	1 826	9	3	(Z)	64	5	5	86	65	79		
30613	SPONGE AND FOAM RUBBER GOODS . . . . .	286	(Z)	(Z)	-	1	-	(Z)	6	2	20		
30614	RUBBER FLOOR AND WALL COVERINGS . . . . .	140	(Z)	-	(Z)	(Z)	(Z)	(Z)	3	3	18		
30618	FABRICATED RUBBER PRODUCTS, NEC . . . . .	1 400	9	3	(Z)	62	5	4	77	60	42		
3071	MISCELLANEOUS PLASTICS PRODUCTS * . . . . .	11 025	5	27	11	377	91	107	716	888	536		
30711	PLASTICS DINNERWARE AND HOUSEWARES . . . . .	396	(Z)	1	-	51	1	1	41	12	21		
30713	INDUSTRIAL (MOLDED) PLASTICS PRODUCTS . . . . .	1 179	(Z)	6	8	10	(Z)	10	26	11	16		
30714	UNSUPPORTED VINYL AND POLYETHYLENE FILM . . . . .	2 069	(Z)	10	2	53	1	3	198	161	143		
30718	PLASTICS PACKAGING AND SHIPPING CONTAINERS . . . . .	1 332	1	1	(Z)	12	(Z)	1	198	224	38		
30719	FABRICATED PLASTICS PRODUCTS, NEC . . . . .	3 234	(Z)	2	(Z)	13	52	86	136	418	164		
31	LEATHER AND LEATHER PRODUCTS . . . . .	1 503	42	21	1	155	13	4	89	29	88		
31111	LEATHER, FINISHED AND TANNED * . . . . .	3 489	21	10	-	62	(Z)	(Z)	31	3	7		
31211	INDUSTRIAL LEATHER BELTING * . . . . .	1	-	(Z)	-	(Z)	(Z)	(Z)	(Z)	(Z)	(Z)		
31311	BOOT AND SHOE CUT STOCK, ALL MATERIALS . . . . .	305	20	12	-	41	2	(Z)	7	1	32		
314	FOOTWEAR, LEATHER, AND SIMILAR MATERIALS . . . . .	570	2	2	(Z)	48	2	2	25	11	40		
31411	FOOTWEAR, LEATHER; SIMILAR HAT, EXC. HOUSE SLIPPERS * . . . . .	526	2	2	(Z)	44	2	1	23	8	36		
31421	HOUSE SLIPPERS * . . . . .	33	(Z)	(Z)	(Z)	4	(Z)	1	2	3	5		
31511	LEATHER DRESS AND WORK GLOVES AND HITTERS * . . . . .	14	(Z)	(Z)	(Z)	(Z)	(Z)	(Z)	(Z)	(Z)	1		
31611	LUGGAGE, HAND BAGS, AND OTHER PERSONAL LEATHER GOODS * . . . . .	236	1	(Z)	(Z)	9	2	2	31	10	10		
31999	LEATHER GOODS, NEC * . . . . .	32	(Z)	(Z)	(Z)	3	(Z)	(Z)	2	1	1		
32	STONE, CLAY, GLASS, AND CONCRETE PRODUCTS . . . . .	653 496	956	3 160	122	8 188	216	1 989	25 676	8 295	34 586		
3211	FLAT GLASS * . . . . .	4 461	2	3	(Z)	22	1	30	290	70	253		
32111	SHEET (WINDOW) GLASS . . . . .	504	(Z)	-	-	6	-	3	21	7	24		
32112	PLATE GLASS . . . . .	1 219	-	-	-	2	-	6	72	14	148		
32113	LAMINATED AND SAFETY GLASS . . . . .	715	1	-	-	3	1	(Z)	10	19	24		
32119	FLAT GLASS, NEC . . . . .	2 023	1	3	(Z)	11	(Z)	20	188	30	57		
322	GLASS AND GLASSWARE, PRESSED AND BLOWN . . . . .	15 236	6	20	6	181	19	109	1 521	1 026	900		
3221	GLASS CONTAINERS . . . . .	13 359	6	11	5	161	15	95	1 373	946	756		
32211	GLASS CONTAINERS, GLASS CAPS AND COVERS . . . . .	1 201	-	-	-	26	(Z)	1	44	59	9		
32212	GLASS BOTTLES . . . . .	11 831	6	11	5	134	14	92	1 324	812	738		
32219	GLASS CONTAINERS, NEC . . . . .	327	-	-	-	1	-	2	5	75	9		
3229	GLASS AND GLASSWARE, BLOWN AND PRESSED, NEC . . . . .	2 112	(Z)	8	1	21	4	20	154	85	145		
32291	ART, KITCHEN, NOVELTY, AND TABLE GLASSWARE . . . . .	609	(Z)	(Z)	(Z)	13	(Z)	17	26	28	61		
32292	LIGHTING GLASSWARE . . . . .	116	-	(Z)	-	1	1	(Z)	21	3	6		
32293	GLASS FIBER . . . . .	656	(Z)	8	-	4	1	1	16	32	13		
32294	GLASS MIRRORS . . . . .	212	(Z)	(Z)	-	2	1	1	34	6	13		
32296	ELECTRONIC GLASSWARE . . . . .	157	-	-	-	(Z)	-	(Z)	12	(Z)	41		
32299	GLASS AND GLASSWARE, BLOWN AND PRESSED, NEC . . . . .	303	-	(Z)	1	1	(Z)	1	44	8	4		
3241	HYDRAULIC CEMENT * . . . . .	86 751	6	148	3	134	65	278	907	1 243	3 278		
32411	HYDRAULIC CEMENT; PORTLAND, NATURAL, MASONRY, POZZOLAN . . . . .	73 711	6	148	-	127	65	278	781	1 218	3 252		
32412	READY-MIX CONCRETE, DRY . . . . .	13 040	-	(Z)	-	7	-	-	126	26	26		
325	STRUCTURAL CLAY PRODUCTS . . . . .	24 218	33	12	1	111	30	101	636	331	1 777		
3251	BRICK AND STRUCTURAL CLAY TILE . . . . .	16 660	7	10	-	50	27	49	327	265	852		
32511	BRICK AND BLOCKS, CLAY AND SHALE . . . . .	16 557	7	10	-	50	27	47	325	265	840		
32531	CERAMIC WALL AND FLOOR TILE * . . . . .	528	(Z)	(Z)	(Z)	22	1	2	42	24	23		
3255	REFRACTORIES, CLAY AND NONCLAY . . . . .	6 416	30	1	1	12	7	17	316	58	964		
32551	CLAY REFRACTORIES . . . . .	3 687	-	(Z)	1	11	6	5	215	30	664		
32552	NONCLAY REFRACTORIES . . . . .	2 729	30	(Z)	-	(Z)	1	13	101	28	299		
3259	MISCELLANEOUS STRUCTURAL CLAY PRODUCTS . . . . .	1 728	3	4	(Z)	20	2	42	44	23	136		
32591	CLAY CONDUIT, CULVERTS, PIPE, AND FITTINGS . . . . .	1 151	3	4	-	13	2	22	37	18	83		
32594	CLAY ROOFING TILE . . . . .	154	-	-	(Z)	-	-	(Z)	1	2	(Z)		
32599	STRUCTURAL CLAY PRODUCTS, NEC . . . . .	244	(Z)	-	-	7	(Z)	19	6	3	52		
326	POTTERY AND RELATED PRODUCTS . . . . .	1 072	3	6	2	22	11	30	59	23	49		
32611	VITREOUS CHINA PLUMBING FIXTURES * . . . . .	494	2	1	2	12	1	6	24	11	22		
32621	VITREOUS CHINA KITCHEN AND TABLE ARTICLES * . . . . .	133	(Z)	(Z)	(Z)	2	(Z)	3	16	1	6		
32641	PORCELAIN ELECTRICAL SUPPLIES * . . . . .	219	(Z)	1	(Z)	5	4	(Z)	9	3	14		
32699	POTTERY PRODUCTS, NEC * . . . . .	195	(Z)	1	(Z)	2	(Z)	5	12	9	8		
327	CONCRETE, GYPSUM, AND PLASTER PRODUCTS . . . . .	453 855	752	4 436	45	9 679	48	1 086	20 139	3 795	21 130		
3271	CONCRETE PRODUCTS . . . . .	73 191	-	-	-	1 640	-	-	3 554	3 024	5 769		
32711	CONCRETE BRICK AND BLOCKS . . . . .	37 006	-	-	-	-	-	-	2 468	377	5 091		
32714	CONCRETE CONDUIT, CULVERTS AND DRAINS . . . . .	20 904	-	-	-	10	-	148	86	2 647	91		



TONS (THOUSANDS) SHIPPED BY STATE OF DESTINATION--CON.

EAST NORTH CENTRAL					WEST NORTH CENTRAL							SOUTH ATLANTIC			TCC CODE	
OHIO	INDIANA	ILLINOIS	MICHIGAN	WISCONSIN	MINNESOTA	IOWA	MISSOURI	NORTH DAKOTA	SOUTH DAKOTA	NEBRASKA	KANSAS	DELAWARE	MARYLAND	DISTRICT OF COLUMBIA	VIRGINIA	
31 233	24 185	38 740	28 422	9 130	11 280	13 282	15 349	497	2 703	3 192	19 245	2 588	10 070	-	1 343	291
29 944	24 023	37 659	27 983	8 966	11 195	13 237	15 292	497	2 702	3 089	19 083	2 243	9 890	-	1 332	2911
19 265	17 367	23 261	14 654	4 331	5 491	6 970	9 516	316	1 397	1 662	11 627	1 540	865	-	535	29111
176	405	215	-	-	5	15	12	-	8	15	50	130	-	-	7	29112
6 099	4 905	7 938	9 623	2 495	3 609	3 021	4 051	116	1 000	915	1 572	64	8 090	-	275	29113
594	135	635	777	134	120	114	240	12	4	131	155	1	173	-	50	29114
31	12	73	17	37	3	22	33	-	(Z)	8	3	(Z)	11	-	(Z)	29115
859	419	1 859	320	1 122	1 129	220	834	48	276	117	1 051	-	714	-	459	29116
1 911	734	1 462	2 365	801	810	2 831	520	3	17	-	1 025	504	-	-	-	29117
1 007	46	2 216	227	46	28	64	115	-	-	241	3 600	5	38	-	5	29119
1 315	161	1 093	440	166	85	47	66	-	-	104	173	345	179	-	12	29121
15 451	376	1 281	1 294	430	3 494	143	5 000	5	76	65	139	2 979	224	-	313	295
19 569	47	775	655	2	3 857	41	2 182	-	-	8	74	2 226	52	-	107	29511
592	330	693	420	412	548	100	565	5	73	57	57	12	87	-	149	2952
71	25	20	12	34	50	5	59	3	-	11	7	-	1	-	10	29522
421	257	439	281	349	401	88	247	2	73	29	39	1	72	-	131	29523
-	6	63	(Z)	-	26	-	11	-	-	-	-	-	-	-	-	29529
4 169	814	4 612	3 194	30	170	48	322	22	3	13	231	502	59	-	387	2991
26	3	11	11	1	-	-	2	-	-	-	-	57	13	-	2	29911
225	109	463	74	20	56	12	264	22	3	13	19	10	4	-	2	29912
8	137	2 201	291	10	114	34	49	-	-	-	211	435	42	-	141	29913
3 878	565	1 931	2 817	-	-	1	-	-	-	-	-	-	-	-	241	29914
32	-	6	-	-	-	-	6	-	-	-	-	-	(Z)	-	(Z)	29919
2 046	524	1 137	1 459	317	410	255	603	13	7	43	205	25	227	9	250	30
578	146	238	394	96	97	113	247	10	2	13	106	18	84	4	71	3011
531	55	201	374	92	89	76	233	10	2	11	92	12	75	4	47	30111
15	(Z)	10	4	1	2	18	4	(Z)	(Z)	(Z)	2	-	2	-	5	30114
26	89	25	10	2	7	18	10	(Z)	-	1	11	2	8	(Z)	18	30115
5	1	2	6	1	(Z)	(Z)	1	-	-	-	(Z)	-	(Z)	-	(Z)	30119
3	1	4	2	(Z)	1	1	1	(Z)	(Z)	2	2	(Z)	4	(Z)	1	3021
3	1	3	1	(Z)	(Z)	1	1	(Z)	-	2	2	(Z)	4	(Z)	(Z)	30211
3	(Z)	1	(Z)	(Z)	(Z)	(Z)	(Z)	(Z)	(Z)	(Z)	(Z)	(Z)	(Z)	(Z)	(Z)	30212
22	1	8	6	-	2	8	1	-	-	-	8	-	1	-	2	30311
176	36	37	48	22	10	5	26	(Z)	1	4	7	3	11	-	27	3041
102	34	6	11	2	1	2	13	-	(Z)	1	1	-	4	-	25	30411
73	24	31	28	20	9	3	13	(Z)	1	3	5	2	7	-	2	30412
168	50	71	389	46	30	20	48	(Z)	1	8	27	2	11	1	21	3061
6	1	27	19	1	3	12	16	(Z)	-	6	7	(Z)	4	(Z)	3	30613
20	4	3	12	4	(Z)	1	4	-	(Z)	(Z)	(Z)	-	2	(Z)	5	30614
142	45	40	258	42	27	1	28	(Z)	1	3	20	2	5	(Z)	14	30618
1 089	297	776	710	157	277	113	260	1	2	15	50	10	112	4	132	3071
15	17	14	7	2	15	(Z)	(Z)	(Z)	(Z)	1	3	(Z)	21	2	1	30711
46	58	228	262	2	1	18	48	(Z)	(Z)	2	9	5	1	(Z)	14	30713
315	30	104	69	65	71	56	107	(Z)	(Z)	1	2	1	19	2	42	30714
151	91	142	37	5	61	5	22	(Z)	1	3	6	(Z)	9	(Z)	30	30718
322	70	176	184	55	109	16	39	1	(Z)	7	13	2	6	(Z)	34	30719
62	22	75	39	78	46	4	112	2	1	3	9	1	9	1	15	31
4	(Z)	40	15	65	4	(Z)	7	(Z)	(Z)	-	(Z)	-	1	-	(Z)	31111
(Z)	-	(Z)	(Z)	(Z)	-	-	(Z)	-	-	-	-	-	(Z)	-	-	31211
18	4	5	2	12	22	-	28	-	-	(Z)	-	-	1	-	1	31311
31	13	17	16	3	5	1	66	1	(Z)	1	7	(Z)	3	1	8	314
29	12	17	9	3	5	1	69	1	(Z)	1	7	(Z)	3	1	9	31411
2	1	1	(Z)	(Z)	(Z)	(Z)	1	(Z)	(Z)	(Z)	(Z)	(Z)	1	(Z)	(Z)	31421
1	1	1	(Z)	(Z)	1	(Z)	(Z)	(Z)	(Z)	(Z)	(Z)	(Z)	(Z)	(Z)	(Z)	31511
8	2	14	3	3	18	2	10	1	(Z)	2	1	1	2	(Z)	3	31611
1	1	1	(Z)	(Z)	1	(Z)	1	(Z)	(Z)	(Z)	(Z)	(Z)	(Z)	(Z)	1	31999
24 396	21 320	45 066	18 310	18 992	17 572	13 195	21 252	2 448	1 231	4 231	3 884	407	14 351	1 648	17 190	32
338	67	163	606	78	105	69	160	(Z)	3	16	53	28	53	(Z)	124	3211
34	10	43	59	15	11	13	7	-	1	2	8	-	5	-	5	32111
123	17	62	164	14	23	22	8	-	-	13	9	-	23	-	82	32112
55	19	20	266	21	10	10	79	(Z)	(Z)	2	15	20	14	(Z)	6	32113
126	21	38	117	27	61	23	65	8	2	(Z)	22	8	12	(Z)	32	32119
756	459	872	914	184	82	97	266	8	13	48	105	71	424	16	175	322
539	372	739	850	173	41	71	237	6	12	30	78	64	368	12	139	3221
45	31	20	21	1	(Z)	4	4	(Z)	7	4	7	-	7	-	14	32211
493	341	719	829	172	41	66	233	12	30	78	25	359	12	125	32212	
2	-	1	-	(Z)	1	(Z)	6	-	-	-	32	2	-	-	(Z)	32219
218	87	147	74	12	47	26	31	1	1	19	26	8	48	2	35	3229
45	16	54	12	1	30	15	19	1	1	3	3	(Z)	6	(Z)	5	32291
57	2	1	1	(Z)	(Z)	(Z)	(Z)	-	-	(Z)	(Z)	-	2	-	(Z)	32292
58	20	34	31	7	3	10	5	(Z)	-	1	8	2	(Z)	-	19	32293
8	8	2	10	1	3	(Z)	4	(Z)	-	(Z)	1	(Z)	2	2	8	32294
29	33	34	3	-	(Z)	(Z)	-	-	-	-	-	-	-	-	(Z)	32296
17	9	15	18	2	12	(Z)	2	-	-	14	15	5	16	(Z)	3	32299
4 478	737	3 421	2 290	3 211	1 412	1 630	1 627	115	463	164	2 189	161	1 496	114	1 836	3241
4 421	737	3 387	2 290	3 211	1 390	1 627	332	115	463	164	2 189	161	1 475	112	1 356	32411
57	-	34	(Z)	-	22	3	1 295	-	-	(Z)	-	-	21	2	480	32412
1 782	858	1 964	1 079	179	248	412	177	5	23	618	198	60	902	15	589	325
812	364	1 325	687	74	33	247	98	6	6	232	220	67	681	13	560	3251
790	364	1 312	680	74	33	243	98	-	6	232	220	67	671	13	560	32511
22	6	9	17	14	4	5	15	(Z)	(Z)	1	2	(Z)	13	2	14	32531
1 026	494	332	440	26	230	17	56	2	13	9	19	5	288	-	34	3255
461	290	241	257	19	35	12	29	2	2	9	13	4	174	-	23	32551
564	204															



TABLE 5. SHIPMENTS BY MANUFACTURING ESTABLISHMENTS--COMMODITIES BY STATE OF DESTINATION: 1977--CON.

TONS (THOUSANDS) SHIPPED BY STATE OF DESTINATION--CON.

TCC CODE	COMMODITY	SOUTH ATLANTIC--CON.					EAST SOUTH CENTRAL				WSC
		WEST VIR- GINIA	NORTH CARO- LINA	SOUTH CARO- LINA	GEORGIA	FLORIDA	KEN- TUCKY	TEN- NESSEE	ALA- BAMA	MISSIS- SIPPI	
291	PRODUCTS OF PETROLEUM REFINING	4 420	1 741	908	3 229	31 724	5 763	10 147	21 609	2 558	5 839
2911	PETROLEUM REFINING PRODUCTS	4 265	1 709	903	3 124	31 426	5 519	9 594	21 492	2 241	5 807
29111	GASOLINE AND JET FUELS	621	1 295	712	1 070	21 597	3 863	5 913	4 388	1 103	2 971
29112	KEROSENE	34	-	-	-	13	51	10	-	-	1
29113	DISTILLATE FUEL OIL	766	60	148	1 203	3 512	493	935	765	564	401
29114	PETROLEUM LUBRICATING AND SIMILAR OILS	130	74	10	64	241	217	60	82	51	153
29115	PETROLEUM LUBRICATING GREASES	6	4	(Z)	(Z)	90	7	8	3	8	(Z)
29116	ASPHALT PITCHES AND TARS FROM PETROLEUM	217	(Z)	6	331	37	248	811	14 781	58	1 735
29117	PETROLEUM RESIDUAL FUEL OILS	2 185	-	10	432	5 706	364	1 685	875	10	524
29119	PETROLEUM REFINING PRODUCTS, NEC	305	276	17	23	230	276	172	598	447	22
29121	LIQUEFIED PETROLEUM AND COAL GASES	156	32	5	106	317	244	556	118	317	32
295	ASPHALT PAVING AND ROOFING MATERIALS	136	581	189	3 899	2 454	212	7 780	254	133	2 475
29511	ASPHALT PAVING BLOCKS AND MIXTURES *	-	88	-	5 170	3 043	7	5 631	245	1	6 445
2952	ASPHALT FELTS AND COATINGS	94	383	188	438	420	209	216	93	130	143
29522	ASPHALT AND TAR CEMENTS AND COATINGS	3	30	45	51	76	27	2	3	1	4
29523	ASPHALT SHEATHINGS, SHINGLES, AND SLINGS	69	301	121	368	252	134	187	58	83	120
29529	ASPHALT FELTS AND COATINGS, NEC	-	-	-	-	-	1	-	-	39	-
2991	MISCELLANEOUS PETROLEUM AND COAL PRODUCTS *	2 184	345	16	47	1 564	180	274	237	7	106
29911	COAL AND COKE BRIQUETTES, ANTHRACITE CULM	39	97	3	2	-	13	(Z)	58	-	-
29912	LUBRICANTS AND SIMILAR COMPOUNDS, OTHER THAN PETROLEUM	3	76	3	32	1 541	24	41	43	-	5
29913	PETROLEUM COKE, EXC. BRIQUETTES	2 117	141	10	7	-	94	172	135	6	101
29914	COKE PRODUCED FROM COAL, EXC. BRIQUETTES	26	30	-	6	18	49	60	-	1	-
29919	PETROLEUM AND COAL PRODUCTS, NEC	-	-	-	-	5	-	-	2	-	-
30	RUBBER AND MISCELLANEOUS PLASTICS PRODUCTS	48	546	108	444	880	245	815	237	412	158
3011	TIRES AND INNER TUBES *	13	96	27	186	55	108	205	96	32	20
30111	PNEUMATIC TIRES	13	80	12	175	50	101	189	84	31	15
30114	INNER TUBES	(Z)	2	1	9	2	3	3	2	1	1
30115	TREAD RUBBER, TIRE SPOURIES, AND REPAIR MATERIALS	-	15	14	1	1	2	12	9	(Z)	2
30119	TIRES AND RELATED PRODUCTS, NEC	(Z)	(Z)	(Z)	1	1	2	1	(Z)	-	2
3021	RUBBER AND PLASTICS FOOTWEAR *	(Z)	5	1	2	6	(Z)	(Z)	(Z)	(Z)	2
30211	FOOTWEAR, RUBBER AND RUBBER SLEDEO FABRIC	(Z)	3	(Z)	2	2	(Z)	(Z)	(Z)	(Z)	(Z)
30212	PLASTICS FOOTWEAR	(Z)	2	1	1	3	(Z)	(Z)	(Z)	(Z)	1
30311	RECLAIMED RUBBER *	-	1	-	4	-	3	(Z)	6	3	2
3041	RUBBER AND PLASTICS HOSE AND BELTING *	7	5	3	16	3	28	10	20	2	24
30411	RUBBER AND PLASTICS BELTS AND BELTING	6	(Z)	1	1	1	18	6	15	(Z)	21
30412	RUBBER AND PLASTICS HOSE	1	5	2	15	3	10	4	6	1	3
3061	MISCELLANEOUS FABRICATED RUBBER PRODUCTS *	3	30	7	58	47	50	268	7	12	25
30613	SPONGE AND FOAM RUBBER GOODS	(Z)	18	(Z)	7	7	9	91	(Z)	(Z)	6
30614	RUBBER FLOOR AND WALL COVERINGS	(Z)	1	(Z)	3	1	(Z)	1	3	(Z)	(Z)
30618	FABRICATED RUBBER PRODUCTS, NEC	3	11	7	48	39	41	176	4	11	19
3071	MISCELLANEOUS PLASTICS PRODUCTS *	27	427	70	153	868	61	327	100	381	83
30711	PLASTICS DINNERWARE AND HOUSEWARES	1	1	(Z)	2	6	6	4	(Z)	1	(Z)
30713	INDUSTRIAL (MOLDED) PLASTICS PRODUCTS	1	6	1	2	14	1	33	5	3	3
30714	UNSUPPORTED VINYL AND POLYETHYLENE FILM	2	65	11	32	112	22	112	4	4	1
30718	PLASTICS PACKAGING AND SHIPPING CONTAINERS	1	35	11	9	1	3	32	30	2	19
30719	FABRICATED PLASTICS PRODUCTS, NEC	1	195	36	83	45	9	57	34	263	24
31	LEATHER AND LEATHER PRODUCTS	5	29	7	31	14	5	195	21	9	56
31111	LEATHER, FINISHED AND TANNED *	(Z)	6	-	1	(Z)	2	22	(Z)	(Z)	4
31211	INDUSTRIAL LEATHER BELTING *	-	(Z)	(Z)	(Z)	-	-	-	-	-	-
31311	BODY AND SHOE CUT STOCK, ALL MATERIALS *	2	7	3	7	(Z)	1	8	-	3	48
314	FOOTWEAR, LEATHER, AND SIMILAR MATERIALS	1	9	2	12	6	1	152	19	5	2
31411	FOOTWEAR, LEATHER; SIMILAR MAT., EXC. HOUSE SLIPPERS *	1	7	2	11	3	1	139	19	5	2
31421	HOUSE SLIPPERS *	(Z)	3	(Z)	1	2	(Z)	1	(Z)	(Z)	(Z)
31511	LEATHER DRESS AND WORK GLOVES AND MITTENS *	(Z)	(Z)	(Z)	(Z)	(Z)	(Z)	4	(Z)	(Z)	(Z)
31611	LUGGAGE, HANDBAGS, AND OTHER PERSONAL LEATHER GOODS *	(Z)	5	1	4	6	1	3	1	1	1
31999	LEATHER GOODS, NEC *	(Z)	2	1	1	(Z)	(Z)	1	(Z)	(Z)	(Z)
32	STONE, CLAY, GLASS, AND CONCRETE PRODUCTS	877	15 698	5 794	18 729	29 227	6 502	10 616	9 663	2 562	2 332
3211	FLAT GLASS *	16	209	30	131	84	20	231	15	67	59
32111	SHEET (WINDOW) GLASS	10	15	4	8	8	4	9	3	(Z)	4
32112	PLATE GLASS	3	62	4	15	15	5	9	5	17	17
32113	LAMINATED AND SAFETY GLASS	-	4	12	15	21	7	8	1	(Z)	2
32119	FLAT GLASS, NEC	3	126	10	93	40	4	205	6	50	36
322	GLASS AND GLASSWARE, PRESSED AND BLOWN	40	400	171	349	440	535	332	142	133	77
3221	GLASS CONTAINERS	26	348	118	256	367	512	445	127	149	44
32211	GLASS CONTAINERS, GLASS CAPS AND COVERS	3	194	9	81	53	19	18	14	-	(Z)
32212	GLASS BOTTLES	24	154	110	176	313	494	422	109	142	43
32219	GLASS CONTAINERS, NEC	-	1	(Z)	-	1	-	5	4	7	-
3229	GLASS AND GLASSWARE, BLOWN AND PRESSED, NEC	15	45	52	86	61	31	23	9	3	30
32291	ART, KITCHEN, NOVELTY, AND TABLE GLASSWARE	2	8	1	26	20	4	3	2	(Z)	15
32292	LIGHTING GLASSWARE	(Z)	(Z)	-	(Z)	2	-	1	(Z)	-	2
32293	GLASS FIBER	5	31	49	58	18	5	13	3	(Z)	5
32294	GLASS MIRRORS	2	1	1	1	12	15	(Z)	4	3	8
32296	ELECTRONIC GLASSWARE	-	-	-	-	-	-	-	-	-	-
32299	GLASS AND GLASSWARE, BLOWN AND PRESSED, NEC	5	5	(Z)	1	9	(Z)	6	(Z)	(Z)	(Z)
3241	HYDRAULIC CEMENT *	152	1 715	1 045	1 493	3 711	1 904	2 691	3 369	798	630
32411	HYDRAULIC CEMENT: PORTLAND, NATURAL, MASONRY, POZZOLAN	152	1 536	1 023	1 484	3 706	1 197	1 777	1 419	572	630
32412	READY-MIX CONCRETE, ORY.	-	179	22	9	6	707	913	1 950	226	-
325	STRUCTURAL CLAY PRODUCTS	208	1 416	854	970	426	683	642	1 379	256	595
3251	BRICK AND STRUCTURAL CLAY TILE	73	1 394	756	868	261	251	338	1 559	269	603
32511	BRICK AND BLOCKS, CLAY AND SHALE	72	1 387	753	862	260	251	338	1 558	265	603
32531	CERAMIC WALL AND FLOOR TILE *	1	10	2	17	24	33	18	8	4	8
3255	REFRACTORIES, CLAY AND NONCLAY	161	47	71	45	76	497	342	166	13	18
32551	CLAY REFRACTORIES	54	32	42	30	60	393	70	81	7	11
32552	NONCLAY REFRACTORIES	107	14	30	15	16	104	272	85	6	6
3259	MISCELLANEOUS STRUCTURAL CLAY PRODUCTS	6	20	20	78	74	18	20	27	4	10
32591	CLAY CONDUIT, CULVERTS, PIPE, AND FITTINGS	6	11	18	42	68	18	20	24	4	7
32594	CLAY ROOFING TILE	-	(Z)	-	1	6	-	(Z)	-	-	(Z)
32599	STRUCTURAL CLAY PRODUCTS, NEC	-	8	2	36	1	-	-	1	-	3
326	POTTERY AND RELATED PRODUCTS	8	30	12	21	38	13	26	15	6	13
32611	VITREOUS CHINA PLUMBING FIXTURES *	4	20	10	14	23	6	15	10	4	11
32621	VITREOUS CHINA KITCHEN AND TABLE ARTICLES *	(Z)	2	1	2	6	(Z)	3	1	(Z)	(Z)
32641	PORCELAIN ELECTRICAL SUPPLIES *	(Z)	10	3	11	8	4	5	1	1	2
32699	POTTERY PRODUCTS, NEC *	2	5	(Z)	1	4	4	4	1	1	1
327	CONCRETE, GYPSUM, AND PLASTER PRODUCTS	335	11 849	3 640	16 315	24 207	876	5 566	3 021	298	589
3271	CONCRETE PRODUCTS	118	2 230	1 601	933	3 821	20	3 407	2 615	14	72
32711	CONCRETE BRICK AND BLOCKS	16	916	734	564	1 854	-	1 361	1 376	6	25
32714	CONCRETE CONDUIT, CULVERTS AND DRAINS	-	1 267	-	364	-	13	1 507	831	4	43

TONS (THOUSANDS) SHIPPED BY STATE OF DESTINATION--CON.

WEST SOUTH CENTRAL--CON.				MOUNTAIN						PACIFIC					TCC CODE			
LOUISIANA	OKLAHOMA	TEXAS	MON-TANA	IDAMO	WYO-MING	COLO-RAAO	NEW MEXICO	ARI-ZONA	UTAH	NEVADA	WASH-INGTON	OREGON	CALI-FORNIA	ALASKA	HAWAII	DESTI-NATION UNKNOWN		
76 543	17 532	144 726	11 115	423	2 750	7 713	2 593	2 518	802	1 188	9 431	6 742	104 767	354	8 536	16 444	291	
67 827	16 993	136 737	11 045	423	2 746	7 716	2 594	2 411	800	1 188	9 346	6 720	104 034	354	8 518	13 989	2911	
28 536	11 851	73 988	7 733	232	1 908	6 524	1 954	527	404	542	3 885	5 104	50 449	-	5 746	1 716	29111	
631	2	2 441	-	-	-	-	-	-	-	-	-	-	236	-	(Z)	1 096	29112	
20 022	4 104	29 739	3 071	178	656	741	593	780	267	108	2 886	1 449	22 748	191	2 246	902	29113	
2 013	161	1 476	1	3	33	203	45	18	68	1	74	50	1 294	(Z)	10	9	29114	
91	6	99	(Z)	(Z)	-	8	2	2	1	-	1	7	24	(Z)	1	3	29115	
484	489	976	29	9	134	33	-	908	59	537	286	88	6 913	-	4	923	29116	
13 921	131	14 696	-	1	-	-	-	151	-	-	2 185	16	21 253	163	510	8 513	29117	
2 130	249	13 322	211	1	12	208	-	25	-	(Z)	28	7	1 117	-	1	823	29119	
8 801	539	8 034	37	-	4	-	1	107	2	-	85	22	1 787	-	17	2 483	29121	
414	4 837	1 773	(Z)	25	-	54	42	4 354	27	-	5 287	125	11 229	188	-	82	295	
7	3 273	686	-	(Z)	-	7	1	6 317	-	-	5 204	3	10 346	181	-	61	29511	
391	211	1 089	(Z)	25	-	52	40	48	27	-	115	121	917	8	-	8	2952	
2	9	41	(Z)	10	-	8	2	2	1	-	37	5	14	3	-	1	29522	
324	130	869	-	10	-	8	26	42	21	-	73	85	637	5	-	-	29523	
20	38	-	-	-	-	-	-	-	-	-	-	13	26	-	-	7	29529	
11 927	542	11 376	12	5	749	45	31	34	118	-	801	153	8 771	-	3	1 106	2991	
-	14	-	-	-	-	-	-	-	14	-	88	-	45	-	-	206	29911	
2 566	60	8 341	4	5	1	2	31	-	1	-	90	79	544	-	-	297	29912	
9 350	467	3 035	6	-	748	14	-	26	-	-	623	71	8 050	-	3	602	29913	
-	-	-	2	-	-	29	-	-	100	-	-	-	130	-	-	-	29914	
11	-	-	-	-	-	-	-	8	3	-	-	3	(Z)	-	-	(Z)	29919	
127	123	1 032	21	14	23	115	16	177	54	37	90	113	1 274	2	7	351	30	
26	38	325	14	5	3	42	5	3	26	30	50	46	351	1	3	299	3011	
22	31	291	13	2	(Z)	38	5	16	23	28	45	45	304	1	3	295	30111	
1	1	15	1	(Z)	-	1	-	(Z)	1	(Z)	2	(Z)	2	-	-	1	30114	
2	(Z)	18	-	3	3	3	(Z)	(Z)	2	2	2	1	37	-	(Z)	3	30115	
(Z)	6	1	-	-	-	(Z)	-	(Z)	-	-	(Z)	1	7	-	-	(Z)	30119	
(Z)	1	4	(Z)	(Z)	(Z)	(Z)	(Z)	(Z)	(Z)	(Z)	2	(Z)	10	(Z)	1	(Z)	3021	
(Z)	(Z)	3	(Z)	(Z)	(Z)	(Z)	(Z)	(Z)	(Z)	(Z)	2	(Z)	6	-	1	(Z)	30211	
(Z)	(Z)	2	-	-	-	(Z)	(Z)	(Z)	(Z)	(Z)	(Z)	(Z)	3	(Z)	-	-	30212	
-	5	-	-	-	-	(Z)	-	(Z)	-	-	-	-	7	-	-	-	30311	
12	2	84	1	(Z)	18	32	(Z)	47	22	3	3	6	25	(Z)	-	17	3041	
5	1	12	(Z)	(Z)	18	1	(Z)	45	21	-	(Z)	1	5	-	-	5	30411	
6	2	72	1	(Z)	(Z)	31	(Z)	2	1	3	3	6	21	(Z)	-	12	30412	
11	2	39	2	2	1	8	1	(Z)	2	(Z)	3	5	117	7	1	16	3061	
(Z)	(Z)	6	-	2	-	(Z)	-	-	1	(Z)	(Z)	(Z)	7	(Z)	-	3	30613	
11	2	31	2	(Z)	1	2	1	(Z)	1	(Z)	2	(Z)	34	(Z)	1	3	30614	
77	66	588	3	4	3	30	10	118	5	4	28	36	773	(Z)	(Z)	18	3071	
2	5	43	-	-	-	1	4	(Z)	1	(Z)	2	1	26	-	-	1	30711	
3	4	76	(Z)	(Z)	(Z)	3	(Z)	1	(Z)	3	(Z)	(Z)	235	(Z)	-	-	30713	
34	14	76	(Z)	1	-	1	-	19	(Z)	-	1	3	100	-	(Z)	-	30714	
1	3	80	1	-	(Z)	1	(Z)	(Z)	(Z)	-	2	4	59	-	(Z)	(Z)	30718	
14	17	88	2	3	(Z)	3	4	97	2	(Z)	16	22	312	(Z)	-	-	30719	
11	4	37	1	2	(Z)	13	2	2	3	2	15	3	78	(Z)	1	33	31	
(Z)	(Z)	3	-	(Z)	-	(Z)	1	(Z)	-	-	(Z)	(Z)	15	-	(Z)	23	31111	
-	-	(Z)	-	-	-	-	-	-	-	-	-	-	-	-	-	-	-	31211
(Z)	(Z)	7	-	-	-	-	-	(Z)	-	-	-	(Z)	2	-	(Z)	7	31311	
3	2	11	1	1	(Z)	2	1	1	1	2	8	1	23	(Z)	(Z)	(Z)	314	
3	1	10	1	1	(Z)	2	1	1	1	2	9	1	19	(Z)	(Z)	(Z)	31411	
(Z)	(Z)	1	(Z)	(Z)	(Z)	(Z)	(Z)	(Z)	(Z)	(Z)	(Z)	(Z)	2	(Z)	(Z)	(Z)	31421	
(Z)	(Z)	1	(Z)	(Z)	(Z)	(Z)	(Z)	(Z)	(Z)	(Z)	(Z)	(Z)	1	-	-	(Z)	31511	
6	2	13	(Z)	(Z)	(Z)	6	(Z)	1	2	(Z)	5	1	34	(Z)	1	5	31611	
(Z)	1	2	(Z)	(Z)	(Z)	(Z)	(Z)	(Z)	(Z)	(Z)	1	(Z)	3	(Z)	(Z)	4	31999	
18 503	10 764	58 590	4 853	5 291	3 492	12 692	7 812	9 987	7 270	591	12 243	11 267	73 517	81	1 542	4 319	32	
25	25	146	9	9	-	52	2	21	13	3	85	34	287	(Z)	-	353	3211	
2	5	6	(Z)	6	-	7	1	8	7	(Z)	15	17	85	(Z)	-	2	32111	
9	9	64	2	3	-	4	-	7	4	-	26	12	128	-	-	-	32112	
5	(Z)	13	-	(Z)	-	3	(Z)	1	1	(Z)	8	1	15	-	-	(Z)	32113	
8	10	63	6	(Z)	-	39	1	5	1	2	36	4	58	-	-	351	32119	
407	112	876	9	10	(Z)	38	17	27	26	9	248	83	2 418	2	6	49	322	
360	89	714	4	9	-	24	15	14	19	6	187	61	2 325	2	6	35	3221	
9	(Z)	28	-	5	-	-	-	-	3	-	40	5	396	-	4	32	32211	
295	89	684	4	4	-	24	15	14	16	6	147	56	1 805	2	1	3	32212	
56	-	1	-	-	-	-	-	-	(Z)	-	(Z)	-	123	-	-	-	32219	
22	28	115	5	1	(Z)	14	2	14	7	3	56	22	230	(Z)	(Z)	15	3229	
7	17	29	4	(Z)	(Z)	4	1	3	1	3	22	10	68	(Z)	-	5	32291	
-	3	1	(Z)	-	-	(Z)	(Z)	-	(Z)	-	(Z)	(Z)	5	-	(Z)	-	32292	
6	1	25	1	1	(Z)	7	1	4	(Z)	(Z)	(Z)	(Z)	93	-	-	(Z)	32293	
(Z)	-	(Z)	-	-	-	-	-	-	-	-	-	3	2	-	-	7	32294	
1	6	16	(Z)	1	(Z)	1	(Z)	1	(Z)	1	(Z)	(Z)	58	(Z)	(Z)	2	32299	
3 742	579	8 225	11	-	311	3 013	428	2 127	69	252	1 164	120	17 467	57	29	245	3241	
3 738	573	7 988	11	-	311	3 013	428	2 127	63	252	1 163	101	10 836	57	6	245	32411	
4	6	237	-	-	-	-	-	-	6	-	1	18	6 631	-	22	-	32412	
816	112	1 939	25	45	4	575	51	135	115	26	67	156	543	(Z)	1	36	325	
778	69	1 610	10	32	1	423	29	17	59	6	43	127	75	(Z)	-	5	3251	
778	69	1 599	10	32	1	423	29	17	59	6	43	127	75	(Z)	-	5	32511	
2	3	34	(Z)	1	-	4	1	10	13	7	7	2	66	(Z)	1	12	32531	
73	18	309	10	6	3	44	7	5	17	6	15	19	47	(Z)	-	9	3255	
71	15	198	8	3	3	35	7	2	8	(Z)	5	13	35	(Z)	-	1	32551	
2	3	111	1	2	(Z)	10	(Z)	3	9	6								



TABLE 5. SHIPMENTS BY MANUFACTURING ESTABLISHMENTS--COMMODITIES BY STATE OF DESTINATION: 1977--CON.

TCC CODE	COMMODITY	TOTAL TONS SHIPPED (THOU- SANDS)	NEW ENGLAND							MIDDLE ATLANTIC		
			MAINE	NEW HAMP- SHIRE	VER- MONT	MASSA- CHU- SETTS	RHODE ISLAND	CON- NECT- ICUT	NEW YORK	NEW JERSEY	PENN- SYL- VANIA	
32715	CONCRETE STRUCTURAL SHAPES, REINFORCED . . . . .	8 348	-	-	-	-	-	-	-	-	-	570
32719	CONCRETE PRODUCTS, NEC . . . . .	6 072	-	-	-	1 631	-	-	-	(Z)	-	18
32731	READY-MIX CONCRETE, WET * . . . . .	355 254	521	3 633	-	6 961	-	-	529	14 242	919	13 157
32741	LIME AND LIME PLASTER * . . . . .	14 146	281	-	6	60	57	258	791	195	1 193	421
3275	GYPSUM PRODUCTS . . . . .	14 416	44	33	25	203	9	132	796	331	1	24
32751	GYPSUM LATH . . . . .	112	-	-	-	1	4	-	-	3	-	47
32752	GYPSUM PLASTER . . . . .	1 668	-	(Z)	-	38	(Z)	(Z)	(Z)	20	56	8
32753	GYPSUM BUILDING MATERIALS . . . . .	784	2	1	(Z)	1	(Z)	5	26	4	-	342
32754	GYPSUM WALLBOARD . . . . .	11 818	42	32	24	162	4	127	747	239	1 567	57
3281	CUT STONE AND STONE PRODUCTS * . . . . .	11 578	5	5	44	155	31	17	1 920	334	11	1 408
32811	CUT GRANITE AND GRANITE PRODUCTS . . . . .	2 238	5	5	43	29	1	5	1 785	11	-	101
32812	CUT LIMESTONE AND LIMESTONE PRODUCTS . . . . .	7 252	-	-	-	126	31	11	98	294	-	123
32813	CUT MARBLE AND MARBLE PRODUCTS . . . . .	259	-	-	-	-	-	1	(Z)	-	-	6
32819	CUT STONE AND STONE PRODUCTS, NEC . . . . .	1 797	-	-	-	(Z)	-	-	37	28	-	101
329	ABRASIVES AND ASBESTOS PRODUCTS . . . . .	56 985	182	27	17	219	28	108	540	1 383	5 049	123
3291	ABRASIVE PRODUCTS . . . . .	1 401	-	2	7	50	(Z)	20	52	4	409	1
32911	NONMETALLIC ARTIFICIAL GRAIN, POWDERS, FLDUR ABRASIVES . . . . .	513	-	(Z)	(Z)	38	(Z)	(Z)	(Z)	4	6	20
32912	NONMETALLIC BONDED ABRASIVE PRODUCTS . . . . .	464	1	(Z)	(Z)	7	(Z)	6	38	9	14	103
32914	METAL ABRASIVES . . . . .	408	(Z)	2	-	7	(Z)	14	9	52	65	7
3292	ASBESTOS PRODUCTS AND ASPHALT FLOOR TILE . . . . .	1 530	2	2	2	25	2	23	76	54	4	31
32921	ASBESTOS FRICTION MATERIAL . . . . .	162	1	-	-	1	(Z)	(Z)	2	4	-	8
32922	ASBESTOS CEMENT PRODUCTS . . . . .	460	2	2	2	13	2	7	37	32	14	7
32923	ASPHALT AND VINYL ASBESTOS FLOOR TILE . . . . .	511	-	-	-	5	-	16	28	14	-	14
32924	ASBESTOS INSULATION . . . . .	121	-	-	-	(Z)	(Z)	(Z)	2	-	-	14
32929	ASBESTOS PRODUCTS, NEC . . . . .	277	-	-	-	6	-	(Z)	7	1	-	9
3293	GASKETS AND PACKING . . . . .	195	1	(Z)	-	4	2	4	16	3	-	9
32931	GASKETS, ALL TYPES . . . . .	94	1	(Z)	-	(Z)	-	(Z)	3	2	-	8
32932	PACKING, ALL TYPES . . . . .	101	(Z)	(Z)	-	4	2	4	12	2	-	7
3295	NONMETALLIC EARTHS AND MINERALS, GROUND OR TREATED . . . . .	50 822	165	19	2	134	14	25	295	716	4 323	233
32951	VERMICULITE, EXFOLIATED, LOOSE . . . . .	167	-	-	-	-	-	-	43	-	-	17
32952	LIGHT WEIGHT AGGREGATES, GROUND . . . . .	37 468	165	15	-	75	1	9	130	492	3 233	17
32953	MAGNESIA AND MAGNESITE, CALCINED, OAD BURNED, GROUND . . . . .	311	-	-	-	13	-	(Z)	27	5	-	7
32955	FELOSPAR, GROUND OR OTHERWISE TREATED . . . . .	370	-	-	-	-	-	-	15	7	-	77
32956	CRUSHED AND GROUND UNCALCINED GYPSUM (INCL. GYPSITE) . . . . .	1 355	-	-	-	-	-	-	9	3	-	988
32959	NONMETALLIC MINERALS, GROUND OR TREATED, NEC . . . . .	10 199	(Z)	2	2	41	13	16	68	196	78	127
32961	MINERAL WOOL * . . . . .	2 747	13	3	3	19	13	26	78	55	-	15
3299	MISCELLANEOUS NONMETALLIC MINERAL PRODUCTS . . . . .	688	2	1	(Z)	2	(Z)	1	25	7	-	2
32996	NONMETALLIC MINERAL INSULATING MATERIALS . . . . .	541	(Z)	(Z)	-	(Z)	(Z)	(Z)	1	(Z)	-	13
32999	NONMETALLIC MINERAL PRODUCTS, NEC . . . . .	146	2	1	(Z)	2	(Z)	(Z)	24	7	-	226
33	PRIMARY METAL PRODUCTS . . . . .	183 741	57	100	23	1 012	254	1 526	5 051	2 746	19 226	204
331	STEEL WORKS AND ROLLING MILL PRODUCTS . . . . .	130 195	32	70	3	641	77	801	2 568	1 594	16 204	208
3311	BLAST FURNACE AND COKE OVEN PRODUCTS . . . . .	18 446	-	-	-	-	-	-	65	-	-	319
33111	PIG IRON . . . . .	6 796	-	-	-	-	-	-	28	-	-	425
33112	FURNACE SLAG . . . . .	6 327	-	-	-	-	-	-	-	-	-	(Z)
33115	METALIZING PLANT PRODUCTS . . . . .	105 829	28	66	3	607	62	754	2 342	1 501	10 227	207
3312	STEEL INGOT AND SEMIFINISHED SHAPES . . . . .	13 455	-	-	-	45	-	160	27	-	-	139
33121	IRON AND STEEL PLATES . . . . .	7 879	19	(Z)	-	68	25	34	192	22	1 139	295
33122	IRON AND STEEL SHEET AND STRIP . . . . .	47 473	4	52	(Z)	208	15	511	1 166	639	4 444	544
33124	IRON AND STEEL BARS, BAR SHAPES, RODS . . . . .	15 925	4	10	3	135	4	149	388	235	1 295	90
33126	IRON AND STEEL PIPE, TUBES, FITTINGS . . . . .	12 665	1	3	-	90	18	31	241	194	588	31
33127	TIN MILL PRODUCTS . . . . .	5 532	-	-	-	61	-	5	160	378	-	186
33128	RAILWAY TRACK MATERIAL . . . . .	1 405	-	-	-	-	-	20	15	4	-	132
33129	PRIMARY IRON AND STEEL PRODUCTS, NEC . . . . .	1 515	(Z)	-	(Z)	1	1	3	21	3	120	335
3313	FERRDALLOYS . . . . .	2 361	-	-	-	(Z)	-	8	82	9	-	112
33131	FERRDMANGANESE . . . . .	735	-	-	-	-	-	(Z)	3	2	-	80
33133	FERRDSILICON . . . . .	898	-	-	-	(Z)	-	8	44	2	-	31
33139	FERRDALLDYS, NEC . . . . .	337	-	-	-	-	-	(Z)	19	2	-	186
3315	STEEL WIRE, NAILS, AND SPIKES . . . . .	3 248	1	4	(Z)	50	15	47	72	54	-	27
33151	NONINSULATED FERROUS WIRE ROPE . . . . .	485	1	(Z)	-	1	-	(Z)	9	2	-	159
33152	STEEL NAILS, SPIKES (EXC. RY.), STAPLES, TACKS, BRADS . . . . .	601	(Z)	(Z)	-	8	3	(Z)	4	7	-	144
33155	STEEL WIRE . . . . .	2 162	-	4	(Z)	40	12	46	58	45	-	867
3321	IRON AND STEEL CASTINGS * . . . . .	17 882	6	8	11	73	20	114	940	116	735	75
33211	IRON AND STEEL CAST PIPE AND FITTINGS . . . . .	1 624	3	(Z)	-	38	-	16	85	46	-	75
33219	IRON AND STEEL CASTINGS, NEC . . . . .	16 258	3	8	11	35	20	98	855	70	-	144
333	NONFERROUS METAL PRIMARY SMELTER PRODUCTS . . . . .	13 986	(Z)	(Z)	-	40	10	69	576	225	749	75
3331	PRIMARY COPPER SMELTER PRODUCTS . . . . .	3 553	-	-	-	3	5	13	206	92	-	75
33311	PRIMARY COPPER PIG, SLAB, INGOTS, ETC . . . . .	3 549	-	-	-	3	5	13	206	92	-	159
3332	PRIMARY LEAD SMELTER PRODUCTS . . . . .	2 302	-	-	-	10	1	8	33	42	-	91
33321	LEAD PIG, SLAB, INGOTS, BULLION, ETC . . . . .	2 095	-	-	-	10	1	8	33	42	-	23
33322	LEAD MATTE, SPEISS, AND FLUE DUST . . . . .	207	-	-	-	-	-	6	22	14	-	23
3333	PRIMARY ZINC SMELTER PRODUCTS . . . . .	927	-	-	-	3	-	6	18	14	-	311
33331	ZINC AND ZINC BASE ALLOY SMELTER PRODUCTS . . . . .	684	-	-	-	3	-	6	22	14	-	297
33332	ZINC DROSS, RESIDUES, ASHES, ETC . . . . .	243	-	-	-	-	-	-	3	11	-	13
3334	PRIMARY ALUMINUM SMELTER PRODUCTS . . . . .	6 535	-	(Z)	-	21	4	38	261	52	-	124
33341	PRIMARY ALUMINUM PIG, SLAB, AND INGOTS . . . . .	6 317	-	(Z)	-	21	4	38	261	52	-	68
33342	ALUMINUM RESIDUES, ETC . . . . .	217	-	-	-	-	-	-	-	-	-	633
3339	MISCELLANEOUS PRIMARY NONFERROUS METAL PRODUCTS . . . . .	812	(Z)	(Z)	-	1	(Z)	-	66	14	-	113
33391	MAGNESIUM PIG, SLAB, INGOTS, ETC . . . . .	233	-	-	-	-	-	-	11	2	-	44
33394	NICKEL PIG, SLAB, INGOTS, ETC . . . . .	189	-	-	-	1	-	(Z)	35	-	-	57
33398	MISCELLANEOUS NONFERROUS METAL RESIDUES . . . . .	29	(Z)	-	-	-	-	-	-	-	-	35
33399	PRIMARY NONFERROUS METAL SLAB, NEC . . . . .	259	-	(Z)	-	(Z)	(Z)	(Z)	18	12	-	14
335	NONFERROUS METAL BASIC SHAPES . . . . .	13 213	12	17	6	170	119	391	713	501	-	113
3351	COPPER, BRASS, AND BRONZE BASIC SHAPES . . . . .	1 905	5	3	2	28	38	193	134	57	-	41
33511	COPPER, BRASS, AND BRONZE RODS AND BARS . . . . .	870	(Z)	(Z)	1	9	2	94	25	27	-	32
33512	COPPER, BRASS, AND BRONZE PLATE AND SHEET . . . . .	491	-	1	(Z)	5	30	93	75	17	-	35
33513	COPPER, BRASS, AND BRONZE PIPE AND TUBE . . . . .	492	5	1	(Z)	12	6	2	25	13	-	5
33519	COPPER, BRASS, AND BRONZE SHAPES, NEC . . . . .	53	-	-	-	-	-	3	9	(Z)	-	287
3352	ALUMINUM AND ALUMINUM ALLOY BASIC SHAPES . . . . .	5 464	8	10	1	38	37	82	304	233	-	185
33521	ALUMINUM PLATE AND SHEET . . . . .	3 833	7	7	-	21	-	59	167	170	-	35
33523	ALUMINUM RODS AND BARS . . . . .	639	(Z)	-	(Z)	3	34	12	37	8	-	56
33529	ALUMINUM BASIC SHAPES, NEC . . . . .	732	(Z)	3	-	8	3	8	71	27	-	76
3356	MISCELLANEOUS NONFERROUS METAL BASIC SHAPES . . . . .	1 814	(Z)	(Z)	-	13	3	12	44	60	-	33
33563	NICKEL AND NICKEL BASE ALLOY BASIC SHAPES . . . . .	1 187	(Z)	-	-	8	(Z)	10	3	2	-	10
33564	ZINC AND ZINC BASE ALLOY BASIC SHAPES . . . . .	123	-	-	-	-	-	2	18	16	-	14
33565	TITANIUM BASIC SHAPES . . . . .	70	-	-	-	2	-	(Z)	2	1	-	5
33569	NONFERROUS METAL BASIC SHAPES, NEC . . . . .	160	(Z)	(Z)	-	(Z)	(Z)	(Z)	1	7	-	185
3357	NONFERROUS METAL AND INSULATED WIRE . . . . .	4 062	1	4	3	97	53	129	267	148	-	5
33571	ALUMINUM WIRE, CABLE AND STRAND, BARE . . . . .	344	-	-	-	(Z)	-	4	2	2	-	5



TONS (THOUSANDS) SHIPPED BY STATE OF DESTINATION--CON.

EAST NORTH CENTRAL					WEST NORTH CENTRAL						SOUTH ATLANTIC			TCC		
OHIO	INDIANA	ILLINOIS	MICHIGAN	WISCONSIN	MINNESOTA	IOWA	MISSOURI	NORTH DAKOTA	SOUTH DAKOTA	NEBRASKA	KANSAS	OKLAHOMA	MARYLAND	DISTRICT OF COLUMBIA	VIRGINIA	COOE
446	502	1 396	1	12	-	-	229	-	-	-	83	-	48	-	22	32715
485	1	153	4	976	(Z)	1	133	-	-	-	-	-	55	17	53	32719
2 020	12 165	762	7 308	8 716	11 694	10 140	19 403	1 487	-	257	17	-	9 354	1 393	10 127	32731
1 207	1 028	27 545	312	72	52	128	596	17	3	18	58	25	262	19	347	32741
396	278	692	457	264	474	139	291	-	33	68	190	9	243	80	360	3275
-	-	1	1	-	-	-	-	-	-	-	-	-	-	-	-	32751
62	16	135	65	37	117	-	37	-	15	(Z)	18	4	12	13	31	32752
3	9	65	1	6	3	39	17	-	-	-	5	-	20	-	4	32753
331	253	490	390	220	354	100	237	-	18	66	167	6	209	67	325	32754
1 577	366	447	140	3 725	43	16	215	(Z)	(Z)	7	251	2	18	9	28	3281
21	7	20	18	9	1	8	8	-	(Z)	-	4	-	7	-	2	32811
76	355	359	41	3 614	41	8	180	-	-	-	242	2	-	-	7	32812
3	3	38	21	103	(Z)	(Z)	27	(Z)	(Z)	2	2	-	-	5	1	32813
1 476	3	31	61	-	(Z)	(Z)	(Z)	(Z)	(Z)	(Z)	-	-	10	(Z)	(Z)	32819
11 129	4 816	3 915	621	255	1 746	151	533	36	15	34	147	30	1 354	6	647	329
106	27	51	93	25	114	54	31	(Z)	(Z)	(Z)	5	(Z)	5	(Z)	12	3291
3	(Z)	4	18	(Z)	-	-	12	-	-	(Z)	(Z)	-	(Z)	-	(Z)	32911
50	9	32	26	4	111	54	14	(Z)	(Z)	(Z)	(Z)	(Z)	4	(Z)	2	32912
51	17	13	49	16	4	-	5	-	-	(Z)	4	-	1	-	10	32914
80	28	40	68	17	16	7	25	4	1	14	22	(Z)	36	1	52	3292
41	17	3	20	1	(Z)	(Z)	8	-	(Z)	1	3	(Z)	9	(Z)	1	32921
2	1	8	19	5	2	(Z)	2	-	(Z)	11	15	-	13	(Z)	31	32922
23	7	21	19	9	4	3	9	3	(Z)	1	4	-	15	(Z)	5	32923
8	-	4	-	-	-	-	-	-	-	-	-	-	-	-	-	32924
7	2	4	10	2	10	3	7	1	1	1	(Z)	(Z)	(Z)	(Z)	16	32929
9	15	12	41	3	1	2	6	1	(Z)	1	2	(Z)	1	-	2	3293
5	4	5	29	1	1	1	2	(Z)	(Z)	(Z)	1	-	(Z)	-	1	32931
5	11	7	12	2	(Z)	1	4	1	(Z)	(Z)	1	(Z)	1	-	1	32932
10 957	4 418	4 000	315	111	2 008	52	411	20	-	(Z)	48	8	1 261	2	421	3295
60	-	10	-	-	-	-	1	-	-	-	-	-	6	-	-	32951
9 933	3 987	652	127	96	1 927	2	1	(Z)	-	-	2	1	1 027	2	265	32952
62	13	1	8	(Z)	8	-	-	-	-	-	(Z)	-	-	-	-	32953
95	3	2	6	-	-	-	-	-	-	-	3	-	-	-	-	32955
19	80	56	15	2	(Z)	-	2	-	-	(Z)	7	1	35	-	70	32956
785	333	3 275	147	12	72	50	353	15	-	-	16	7	181	-	86	32959
131	86	156	110	86	45	33	44	8	13	17	44	19	45	2	67	32961
12	8	13	14	6	6	1	9	(Z)	(Z)	3	(Z)	(Z)	2	1	2	3299
9	1	8	8	4	1	1	2	-	(Z)	3	(Z)	(Z)	(Z)	-	(Z)	32996
9	7	7	7	2	5	(Z)	8	(Z)	(Z)	(Z)	(Z)	(Z)	2	1	2	32999
28 760	16 409	19 927	20 706	4 352	1 606	1 627	2 680	307	67	946	888	389	2 495	40	1 376	33
20 648	12 704	15 641	13 302	2 580	1 212	1 100	1 737	290	12	438	671	310	1 673	20	793	331
3 675	1 572	3 264	315	192	65	36	-	-	-	(Z)	49	-	-	-	-	3311
1 008	273	3 051	255	192	65	34	-	-	-	-	49	-	-	-	-	33111
2 635	1 262	-	-	-	-	-	-	-	-	-	-	-	-	-	-	33112
11	2	213	60	-	-	-	-	-	-	(Z)	-	-	-	-	-	33115
16 149	10 829	11 728	12 532	2 252	1 016	1 027	1 641	291	10	414	607	282	1 570	17	622	3312
3 839	2 907	1 642	155	225	9	1	-	-	-	-	-	165	-	-	-	33121
523	463	653	173	137	78	182	181	(Z)	(Z)	24	70	5	219	(Z)	214	33122
7 899	4 753	5 481	9 427	1 223	375	573	797	59	6	89	116	104	412	-	150	33123
1 976	1 760	2 419	1 828	340	402	172	230	32	1	167	283	8	155	16	116	33124
1 016	469	666	658	179	141	93	65	186	3	35	96	-	254	(Z)	38	33126
221	298	431	107	115	-	-	258	-	-	57	-	-	484	-	30	33127
240	41	332	11	-	1	(Z)	50	11	-	37	37	-	27	-	52	33128
434	138	103	174	32	10	7	60	1	-	5	6	(Z)	19	1	22	33129
449	176	256	213	18	5	2	9	-	-	2	2	1	91	-	32	3313
187	59	103	30	3	3	2	(Z)	-	-	1	-	-	4	-	20	33131
111	43	67	132	13	1	(Z)	(Z)	(Z)	-	1	1	1	1	-	11	33133
44	67	64	27	1	(Z)	(Z)	(Z)	-	-	-	-	(Z)	63	-	4	33139
290	141	460	277	113	75	59	69	5	(Z)	40	12	(Z)	35	3	22	3315
11	8	21	9	10	3	(Z)	13	1	(Z)	1	2	-	2	3	5	33151
30	29	68	12	3	12	38	20	3	-	13	2	-	5	(Z)	6	33152
249	105	371	257	100	61	21	36	1	-	26	8	(Z)	28	-	11	33155
4 084	1 661	1 140	5 166	421	139	126	302	(Z)	68	54	36	4	280	11	171	3321
73	18	43	91	16	30	34	26	-	(Z)	(Z)	11	-	50	11	109	33211
4 011	1 643	1 097	5 075	406	109	92	275	(Z)	67	54	25	4	230	(Z)	62	33219
968	1 161	1 487	398	207	114	218	194	-	-	188	70	14	254	-	118	333
51	37	154	56	15	4	1	12	-	-	18	3	-	211	-	62	3331
51	37	154	56	15	4	1	12	-	-	18	3	-	211	-	62	33311
10	232	383	36	32	62	33	82	-	-	166	61	9	8	-	(Z)	3332
10	232	383	36	32	62	33	82	-	-	121	61	9	8	-	(Z)	33321
-	-	-	-	-	-	-	-	-	-	45	-	-	-	-	-	33322
87	35	131	44	7	14	1	40	-	-	3	1	-	7	-	8	3333
84	35	127	41	7	14	1	36	-	-	3	1	-	6	-	3	33331
3	-	4	3	-	-	-	4	-	-	-	-	-	1	-	4	33332
818	837	707	256	127	32	225	50	-	-	2	5	13	-	-	47	3334
789	802	700	256	127	32	225	50	-	-	2	5	13	-	-	47	33341
30	34	7	-	-	-	-	(Z)	-	-	-	-	-	-	-	-	33342
85	78	68	10	24	1	10	(Z)	-	-	(Z)	-	-	9	-	1	3339
8	61	14	(Z)	-	-	10	-	-	-	-	-	-	-	-	-	33391
45	(Z)	1	(Z)	(Z)	-	-	-	-	-	-	-	-	9	-	-	33394
9	1	7	1	-	-	-	-	-	-	(Z)	-	-	-	-	-	33398
9	14	44	7	23	(Z)	1	(Z)	-	-	(Z)	-	-	(Z)	-	1	33399
2 076	475	880	640	269	103	69	334	17	13	232	82	5	138	9	184	335
105	73	151	118	29	26	6	51	(Z)	1	122	7	(Z)	19	1	7	3351
40	28	62	88	13	6	2	33	(Z)	-	111	3	-	12	-	1	33511
23	22	59	12	11	4	2	12	-	-	9	3	-	3	-	(Z)	33512
39	22	23	17	5	14	2	6	-	1	2	1	(Z)	4	1	6	33513
2	1	6	1	(Z)	3	-	(Z)	-	-	(Z)	-	-	-	-	(Z)	33519
580	212	375	305	171	38	24	201	5	2	64	40	4	58	(Z)	98	3352
491	148	254	223	156	30	12	160	2	(Z)	44	28	4	46	-	82	33521
15	17	75	18	3	(Z)	5	19	(Z)	-	(Z)	5	-	3	(Z)	4	33523
62	37	38	57	9	5	7	17	(Z)	2	18	6	1	7	(Z)	9	33529
1 267	28	75	29	2	(Z)	(Z)	15	-	(Z)	(Z)	(Z)	(Z)	12	-	1	3356
1 088	2	1	7	(Z)	(Z)	-	(Z)	-	-	(Z)	(Z)	(Z)	(Z)	-	(Z)	33563
3	3	35	(Z)	-	(Z)	-	12	-	-	-	-	-	9	-	-	33564
28	1	(Z)	3	2	(Z)	-	(Z)	-	-	-	-	-	(Z)	-	(Z)	33565
78	17	18	2	(Z)	(Z)	(Z)	2	-	(Z)	(Z)	(Z)	(Z)	2	-	1	33569
121	156	212	181	76	40	39	58	13	11	74	44	(Z)	39	7	103	3357
21	42	12	5	(Z)	10	4	3	1	-	1	8	-	(Z)	-	6	33571

TABLE 5. SHIPMENTS BY MANUFACTURING ESTABLISHMENTS--COMMOITIES BY STATE OF OESTINATION: 1977--CON.

TCC CODE	COMMOITY	TONS (THOUSANDS) SHIPPED BY STATE OF DESTINATION--CON.										
		SOUTH ATLANTIC--CON.					EAST SOUTH CENTRAL					WSC
		WEST VIR- GINIA	NORTH CARO- LINA	SOUTH CARO- LINA	GEORGIA	FLORIOA	KEN- TUCKY	TEN- NESSEE	ALA- BAMA	MISSISS- SIPPI	ARKAN- SAS	
32715	CONCRETE STRUCTURAL SHAPES, REINFORCED	102	-	319	5	532	-	539	359	-	-	1
32719	CONCRETE PRODUCTS, NEC	-	46	2	-	1 435	7	-	1	(Z)	-	3
32731	READY-MIX CONCRETE, WET *	1	10 106	-	12 588	21 635	29	-	533	-	-	-
32741	LIME AND LIME PLASTER *	223	308	99	219	267	251	209	458	91	83	-
3275	Gypsum Products	31	324	81	289	739	418	141	157	86	129	-
32751	Gypsum Lath	-	-	-	-	51	-	-	-	-	-	-
32752	Gypsum Plaster	6	15	5	65	5	245	1	3	-	-	13
32753	Gypsum Builwing Materials	(Z)	9	6	25	85	3	1	14	6	16	-
32754	Gypsum Wallboard	25	298	70	199	598	170	139	140	80	100	-
3281	Cut Stone and Stone Products *	19	92	19	25	69	13	25	11	23	20	-
32811	Cut Granite and Granite Products	2	81	8	1	1	12	5	2	9	6	-
32812	Cut Limestone and Limestone Products	-	5	10	18	67	(Z)	20	3	(Z)	14	-
32813	Cut Marble and Marble Products	10	5	(Z)	5	(Z)	-	(Z)	6	14	(Z)	-
32819	Cut Stone and Stone Products, NEC	5	(Z)	-	(Z)	-	1	(Z)	(Z)	-	-	-
329	Abrasives and Asbestos Products	93	519	257	471	1 959	3 697	2 804	3 049	1 085	208	-
3291	Abrasive Products	2	14	2	11	3	19	5	18	2	3	-
32911	Nonmetallic Artificial Grain, Powders, Flour Abrasives	(Z)	(Z)	-	1	-	7	(Z)	(Z)	-	-	-
32912	Nonmetallic Bonded Abrasive Products	1	5	2	3	2	1	2	8	2	3	-
32914	Metal Abrasives	-	9	-	8	1	8	3	9	-	(Z)	-
3292	Asbestos Products and Asphalt Floor Tile	4	48	10	35	65	12	28	10	28	12	-
32921	Asbestos Friction Material	(Z)	1	1	11	1	3	4	1	1	2	-
32922	Asbestos Cement Products	1	14	(Z)	4	33	3	4	3	5	5	-
32923	Asphalt and Vinyl Asbestos Floor Tile	(Z)	16	3	16	31	3	19	6	21	5	-
32924	Asbestos Insulation	(Z)	1	-	4	-	3	-	-	-	-	-
32929	Asbestos Products, NEC	2	17	6	1	(Z)	1	1	(Z)	2	(Z)	-
3293	Gaskets and Packing	1	2	(Z)	1	2	2	2	1	(Z)	1	-
32931	Gaskets, All Types	1	1	(Z)	1	1	2	2	1	(Z)	(Z)	-
32932	Packing, All Types	(Z)	(Z)	(Z)	(Z)	2	2	(Z)	5	(Z)	(Z)	-
3295	Nonmetallic Earths and Minerals, Ground or Treated	80	329	187	276	1 789	3 807	2 792	3 034	992	127	-
32951	Vermiculite, Exfoliated, Loose	-	-	(Z)	-	-	5	17	-	-	-	-
32952	Light Weight Aggregates, Ground	8	88	49	47	909	3 739	2 491	2 760	916	30	-
32953	Magnesia and Magnesite, Calcined, Oeao Burned, Ground	-	(Z)	-	(Z)	13	-	22	12	(Z)	1	-
32955	Felospa, Ground or Otherwise Treated	3	-	-	-	-	6	(Z)	-	-	-	-
32956	Crusmo and Ground Uncalcined Gypsum (incl. Gypsite)	12	122	62	-	-	8	84	-	-	1	-
32959	Nonmetallic Minerals, Ground or Treated, NEC	57	118	74	172	830	38	127	118	22	8	-
32961	Mineral Wool *	19	96	27	131	151	72	85	90	103	27	-
3299	Miscellaneous Nonmetallic Mineral Products	1	2	1	5	1	2	3	3	(Z)	1	-
32996	Nonmetallic Mineral Insulating Materials	-	(Z)	(Z)	-	(Z)	1	-	(Z)	-	1	-
32999	Nonmetallic Mineral Products, NEC	1	2	(Z)	5	1	1	3	3	(Z)	(Z)	-
33	Primary Metal Products	1 196	1 380	918	2 367	1 486	2 913	2 773	3 703	1 109	1 008	-
331	Steel Works and Rolling Mill Products	902	810	560	1 635	862	2 209	1 580	2 341	825	669	-
3311	Blast Furnace and Coke Oven Products	-	17	-	14	8	593	3	16	57	19	-
33111	Pig Iron	-	-	-	-	-	37	-	-	-	19	-
33112	Furnace Slag	-	17	-	14	-	306	-	16	57	-	-
33115	Metallizing Plant Products	-	-	-	-	8	-	-	-	-	-	-
3312	Primary Iron and Steel Products	893	588	489	1 510	893	1 497	1 353	2 248	707	596	-
33121	Steel Ingot and Semifinished Shapes	13	79	206	1	78	332	-	1	-	(Z)	-
33122	Iron and Steel Plates	60	84	22	106	23	124	165	351	97	58	-
33123	Iron and Steel Sheet and Strip	499	180	136	848	242	775	780	1 000	351	397	-
33124	Iron and Steel Bars, Bar Shapes, Rods	69	59	45	137	457	163	250	421	195	78	-
33126	Iron and Steel Pipe, Tubes, Fittings	146	129	53	156	22	83	117	221	65	57	-
33127	Tin Mill Products	46	54	10	77	65	-	33	239	-	5	-
33128	Railway Track Material	46	2	-	167	(Z)	2	2	9	(Z)	1	-
33129	Primary Iron and Steel Products, NEC	14	(Z)	16	17	6	19	6	6	-	1	-
3313	Ferrous Alloys	17	17	22	16	6	6	86	70	1	19	-
33131	Ferromanganese	-	3	3	3	30	1	3	1	1	-	-
33133	Ferrosilicon	7	(Z)	7	12	3	25	61	-	-	19	-
33139	Ferrous Alloys, NEC	2	-	(Z)	-	(Z)	1	1	2	-	(Z)	-
3315	Steel Wire, Nails, and Spikes	5	153	18	67	62	54	138	42	16	36	-
33151	Noninsulated Ferrous Wire Rope	3	23	4	11	38	14	22	6	7	1	-
33152	Steel Nails, Spikes (Exc. Ry.), Staples, Tacks, Braos	1	18	(Z)	38	7	5	25	12	2	2	-
33155	Steel Wire	1	112	14	18	17	35	91	24	7	34	-
3321	Iron and Steel Castings *	54	146	74	64	171	60	234	182	26	134	-
33211	Iron and Steel Cast Pipe and Fittings	7	100	66	34	165	1	109	35	24	25	-
33219	Iron and Steel Castings, NEC	47	46	9	30	6	59	125	147	3	109	-
333	Nonferrous Metal Primary Smelter Products	140	59	66	315	32	383	553	933	56	51	-
3331	Primary Copper Smelter Products	3	3	27	57	-	-	3	12	18	7	-
33311	Primary Copper Pig, Slab, Ingots, Etc.	3	3	27	57	-	-	3	12	18	7	-
3332	Primary Lead Smelter Products	47	29	11	114	7	197	35	8	11	11	-
33321	Lead Pig, Slab, Ingots, Bullion, Etc.	47	29	11	114	7	197	35	8	5	11	-
33322	Lead Matte, Speiss, and Flue Oust	-	-	-	-	-	-	-	-	7	-	-
3333	Primary Zinc Smelter Products	29	5	(Z)	1	1	6	8	22	1	1	-
33331	Zinc and Zinc Base Alloy Smelter Products	29	5	(Z)	1	1	6	8	22	1	1	-
33332	Zinc Cross, Resioues, Asmes, Etc.	-	-	-	-	-	-	-	-	-	-	-
3334	Primary Aluminum Smelter Products	44	19	31	142	20	179	523	889	26	30	-
33341	Primary Aluminum Pig, Slab, and Ingots	44	19	31	125	20	179	514	788	26	27	-
33342	Aluminum Resioues, Etc.	-	-	-	17	-	(Z)	9	101	-	3	-
3339	Miscellaneous Primary Nonferrous Metal Products	3	4	3	(Z)	7	3	12	14	-	(Z)	-
33391	Magnesium Pig, Slab, Ingots, Etc.	1	1	-	-	1	-	9	11	-	-	-
33394	Nickel Pig, Slab, Ingots, Etc.	(Z)	(Z)	-	-	-	(Z)	-	(Z)	-	-	-
33398	Miscellaneous Nonferrous Metal Resioues	-	-	-	-	-	-	-	-	-	-	-
33399	Primary Nonferrous Metal Slab, Nec	2	3	3	-	6	(Z)	(Z)	2	-	(Z)	-
335	Nonferrous Metal Basic Shapes	66	272	173	312	312	326	182	163	141	141	-
3351	Copper, Brass, and Bronze Basic Shapes	6	16	7	46	16	20	49	35	3	57	-
33511	Copper, Brass, and Bronze Rods and Bars	4	8	1	32	1	3	31	4	(Z)	28	-
33512	Copper, Brass, and Bronze Plate and Sheet	-	3	4	(Z)	1	8	2	3	(Z)	6	-
33513	Copper, Brass, and Bronze Pipe and Tube	2	5	1	14	15	9	15	28	3	22	-
33519	Copper, Brass, and Bronze Shapes, Nec	-	-	(Z)	-	(Z)	(Z)	-	(Z)	-	1	-
3352	Aluminum and Aluminum Alloy Basic Shapes	50	96	80	163	199	74	173	108	16	39	-
33521	Aluminum Plate and Sheet	44	51	62	104	149	28	124	50	5	29	-
33523	Aluminum Rods and Bars	(Z)	5	1	25	17	32	15	44	9	6	-
33529	Aluminum Basic Shapes, Nec	5	33	17	21	17	8	30	11	1	4	-
3356	Miscellaneous Nonferrous Metal Basic Shapes	(Z)	(Z)	3	4	3	9	22	1	(Z)	(Z)	-
33563	Nickel and Nickel Base Alloy Basic Shapes	(Z)	-	(Z)	3	(Z)	(Z)	(Z)	(Z)	-	-	-
33564	Zinc and Zinc Base Alloy Basic Shapes	-	-	3	-	3	-	-	-	-	-	-
33565	Titanium Basic Shapes	(Z)	(Z)	-	(Z)	(Z)	(Z)	-	(Z)	-	-	-
33569	Nonferrous Metal Basic Shapes, Nec	(Z)	(Z)	(Z)	(Z)	(Z)	9	(Z)	(Z)	(Z)	(Z)	-
3357	Nonferrous Metal and Insulated Wire	16	235	18	136	101	71	77	46	124	42	-
33571	Aluminum Wire, Cable and Strano, Bare	1	8	1	17	2	22	7	1	40	1	-



TONS (THOUSANDS) SHIPPED BY STATE OF DESTINATION--CON.

WEST SOUTH CENTRAL--CON.				MOUNTAIN							PACIFIC					TCC CODE	
LOUISIANA	OKLAHOMA	TEXAS	MON-TANA	IOAHO	WYO-MING	COLO-RADO	NEW MEXICO	ARI-ZONA	UTAH	NEVADA	WASH-INGTON	OREGON	CALI-FORNIA	ALASKA	HAWAII	DESTI-NATION UNKNOWN	
454	(Z)	181	-	635	-	526	-	-	54	-	1	-	-	-	-	1 331	32715
-	8	137	-	-	-	-	-	237	40	1	107	512	1	-	-	7	32719
10 888	7 192	40 946	2 332	4 024	-	10 162	4 050	9 053	-	-	5 408	7 469	45 907	-	495	846	32731
75	210	1 991	-	-	-	23	29	1 289	4	-	7	-	494	-	-	88	32741
141	249	1 588	-	51	(Z)	150	33	405	72	188	537	442	2 145	6	18	33	3275
-	-	-	-	-	-	-	-	-	-	-	-	-	25	-	-	-	32751
2	9	253	-	-	(Z)	14	10	16	13	(Z)	79	16	173	-	-	-	32752
8	6	174	-	-	-	-	1	2	47	19	-	-	142	-	(Z)	-	32753
130	233	1 161	-	51	-	136	22	388	13	169	458	426	1 805	6	18	33	32754
27	107	123	(Z)	(Z)	(Z)	5	2	3	3	(Z)	27	(Z)	5	-	-	40	3281
12	3	26	(Z)	(Z)	-	-	(Z)	-	2	(Z)	3	-	4	-	-	-	(Z) 32811
15	101	48	-	-	-	-	-	-	(Z)	-	18	-	-	-	-	40	32812
(Z)	3	1	(Z)	-	(Z)	4	2	2	(Z)	-	-	(Z)	1	-	-	-	(Z) 32813
-	(Z)	43	-	-	-	(Z)	-	-	(Z)	-	-	-	(Z)	-	-	-	32819
1 055	276	2 031	25	32	5	136	32	525	49	26	570	195	4 619	11	2	266	329
8	12	37	(Z)	-	(Z)	2	(Z)	3	1	(Z)	1	5	37	-	-	6	3291
(Z)	(Z)	3	-	-	(Z)	(Z)	-	(Z)	(Z)	-	-	-	5	-	-	(Z)	32911
1	1	15	(Z)	-	(Z)	1	(Z)	1	(Z)	1	2	28	-	-	-	(Z)	32912
8	12	19	-	-	-	1	-	-	(Z)	-	-	2	4	-	-	6	32914
34	15	124	4	13	2	21	24	60	8	10	49	14	234	-	1	5	3292
2	(Z)	3	-	-	(Z)	-	-	-	(Z)	(Z)	(Z)	2	5	-	-	4	32921
9	10	65	1	2	1	12	12	4	3	2	10	1	37	-	1	-	32922
22	4	33	(Z)	(Z)	-	6	11	4	-	-	2	1	91	-	(Z)	(Z)	32923
-	-	1	3	12	-	-	-	-	1	-	35	9	39	-	-	(Z)	32924
(Z)	(Z)	22	-	-	1	3	1	52	4	8	1	1	62	-	-	(Z)	32929
6	2	3	(Z)	(Z)	(Z)	3	(Z)	(Z)	3	(Z)	1	16	7	(Z)	(Z)	2	3293
6	1	2	(Z)	(Z)	(Z)	(Z)	(Z)	(Z)	1	(Z)	1	15	3	(Z)	(Z)	1	32931
(Z)	(Z)	1	(Z)	(Z)	(Z)	2	(Z)	(Z)	2	(Z)	(Z)	2	4	(Z)	(Z)	1	32932
856	200	1 593	17	-	(Z)	65	2	(Z)	34	-	354	91	4 234	5	(Z)	235	3295
-	1	5	-	-	-	-	-	-	-	-	-	-	(Z)	-	-	9	32951
174	19	428	(Z)	-	(Z)	9	(Z)	-	21	-	31	-	3 604	-	(Z)	3	32952
-	-	1	-	-	-	-	-	-	13	-	32	5	44	5	-	9	32953
2	-	(Z)	-	-	(Z)	-	-	(Z)	-	-	-	-	83	-	-	133	32955
151	-	104	-	-	-	1	-	-	-	-	258	62	34	-	-	80	32956
441	81	860	17	-	-	55	-	(Z)	-	-	34	23	467	-	(Z)	-	32959
42	10	227	7	18	2	38	6	24	10	15	55	38	203	6	-	3	32961
8	7	71	(Z)	-	(Z)	1	(Z)	444	(Z)	(Z)	1	(Z)	2	-	(Z)	2	3299
-	7	60	-	-	-	-	-	444	-	-	1	-	(Z)	-	-	2	32996
8	7	12	(Z)	-	(Z)	1	(Z)	(Z)	(Z)	(Z)	(Z)	(Z)	2	-	(Z)	-	32999
3 384	1 488	9 799	215	170	174	1 091	147	758	1 434	82	1 236	598	8 257	18	3	3 463	33
3 011	1 051	6 486	69	92	140	682	84	168	904	27	441	428	6 055	17	(Z)	3 026	331
-	44	614	-	45	-	33	-	-	659	19	51	-	80	-	-	1 733	3311
-	44	614	-	-	-	-	-	-	-	-	51	-	72	-	-	350	33111
-	-	(Z)	-	-	-	-	-	-	619	-	-	-	-	-	-	812	33112
2 914	982	5 656	64	41	139	592	78	135	207	8	333	374	5 792	16	-	1 144	33115
-	(Z)	391	-	-	-	6	-	-	-	(Z)	-	-	213	-	-	931	33121
201	331	816	11	29	25	24	-	53	34	-	152	148	493	-	-	47	33122
134	128	634	(Z)	3	34	-	48	113	-	-	78	97	2 355	-	-	133	33123
179	172	726	(Z)	-	-	210	6	(Z)	24	8	7	6	586	-	-	-	33124
2 253	349	2 659	46	12	61	280	72	6	7	-	17	39	779	16	-	1	33126
111	-	267	-	-	-	-	-	-	-	-	34	50	1 350	-	-	-	33127
-	-	101	1	(Z)	50	31	(Z)	7	28	-	9	9	(Z)	-	-	-	33128
36	1	60	6	(Z)	(Z)	6	(Z)	20	1	-	37	27	16	-	-	32	33129
4	4	101	-	-	-	5	-	2	24	-	46	87	8	-	-	77	3313
(Z)	-	73	-	-	-	2	-	2	-	-	-	3	-	-	-	76	33131
3	4	12	-	-	-	2	-	-	22	-	41	82	4	-	-	(Z)	33133
(Z)	-	4	-	-	-	-	-	-	(Z)	-	2	2	1	-	-	1	33139
45	21	146	4	5	3	70	6	17	20	(Z)	35	32	173	1	(Z)	51	3315
41	8	71	(Z)	1	3	6	4	1	1	(Z)	23	20	31	-	(Z)	20	33151
(Z)	1	40	4	5	-	20	1	2	15	(Z)	1	7	86	1	-	32	33152
4	12	35	(Z)	-	-	44	-	15	4	-	11	6	57	(Z)	-	-	33155
22	192	324	7	5	6	44	11	157	12	1	30	23	46	(Z)	-	39	3321
5	51	133	(Z)	(Z)	6	3	3	7	2	-	5	(Z)	8	-	-	3	33211
17	142	190	7	4	(Z)	42	8	150	10	1	25	23	38	(Z)	-	36	33219
205	49	2 070	86	22	5	42	19	297	326	10	536	84	568	2	-	19	333
13	1	1 599	5	-	-	6	18	220	299	7	96	-	135	-	-	5	3331
13	1	1 598	5	-	-	6	18	220	299	7	96	-	135	-	-	2	33311
129	7	133	43	45	5	2	(Z)	4	(Z)	-	4	1	86	-	-	3	3332
103	7	99	-	2	(Z)	4	(Z)	4	(Z)	-	4	1	86	-	-	(Z)	33321
26	-	34	43	45	5	-	-	-	-	-	-	-	-	-	-	3	33322
11	29	138	22	-	-	27	-	-	13	-	1	(Z)	81	1	-	8	3333
8	21	24	(Z)	-	-	15	-	-	13	-	1	(Z)	53	1	-	8	33331
3	8	114	21	-	-	12	-	-	-	-	-	-	28	-	-	-	33332
25	2	96	-	-	-	6	-	64	-	-	388	79	168	-	-	(Z)	3334
25	(Z)	95	-	-	-	6	-	64	-	-	388	79	168	-	-	(Z)	33341
-	2	1	-	-	-	-	-	-	-	-	-	-	-	-	-	-	33342
27	9	72	(Z)	-	(Z)	(Z)	-	(Z)	(Z)	2	74	8	81	-	-	(Z)	3339
5	8	66	-	-	-	-	-	-	(Z)	2	15	5	(Z)	-	-	-	33391
17	(Z)	4	-	-	-	-	-	-	-	-	-	-	(Z)	-	-	(Z)	33394
-	-	-	-	-	-	-	-	-	-	-	-	1	8	-	-	-	33398
5	1	3	(Z)	-	(Z)	(Z)	-	(Z)	-	(Z)	59	1	1	-	-	(Z)	33399
99	68	751	6	40	5	243	30	114	25	38	165	55	1 210	2	-	159	335
11	12	103	1	1	-	22	(Z)	27	(Z)	2	5	7	166	-	-	2	3351
3	6	23	(Z)	-	-	1	-	16	-	-	3	(Z)	105	-	-	-	33511
1	1	2	(Z)	-	-	12	-	1	(Z)	-	1	2	30	-	-	-	33512
8	6	59	1	1	-</												



TABLE 5. SHIPMENTS BY MANUFACTURING ESTABLISHMENTS--COMMODITIES BY STATE OF DESTINATION: 1977--CON.

TCC CODE	COMMODITY	TOTAL TONS SHIPPED (THOU- SANDS)	NEW ENGLAND							MIDDLE ATLANTIC		
			MAINE	NEW HAMP- SHIRE	VER- MONT	MASSA- CHU- SETTS	RHODE ISLAND	CON- NECT- ICUT	NEW YORK	NEW JERSEY	PENN- SYL- VANIA	
33572	COPPER WIRE, STRAND AND CABLE, BARE, . . . . .	348	(Z)	3	3	30	5	27	30	19	29	
33573	NONFERRUS METAL WIRE, BARE, EXC. COPPER AND ALUMINUM.	65	(Z)	(Z)	(Z)	2	2	5	2	6	2	
33574	WIRE AND CABLE, INSULATED, ALL TYPES . . . . .	3 305	1	2	(Z)	65	46	93	234	121	149	
336	NONFERRUS METAL CASTINGS . . . . .	1 575	1	1	1	14	1	47	92	37	42	
33612	ALUMINUM AND ALUMINUM BASE ALLOY CASTINGS *	1 011	(Z)	1	(Z)	4	1	26	57	5	20	
33621	COPPER, BRASS, AND BRONZE CASTINGS *	176	1	1	(Z)	7	(Z)	7	9	10	15	
3369	MISCELLANEOUS NONFERRUS METAL CASTINGS . . . . .	400	(Z)	(Z)	-	3	(Z)	16	35	18	8	
33691	MAGNESIUM CASTINGS . . . . .	9	-	-	-	(Z)	-	(Z)	(Z)	(Z)	1	
33692	ZINC AND ZINC BASE ALLOY CASTINGS . . . . .	316	-	(Z)	-	2	(Z)	16	29	18	6	
33693	LEAD AND LEAD BASE ALLOY CASTINGS . . . . .	8	-	-	-	(Z)	-	(Z)	(Z)	(Z)	(Z)	
33699	NONFERRUS METAL CASTINGS, NEC . . . . .	66	(Z)	(Z)	-	(Z)	(Z)	(Z)	6	(Z)	(Z)	
339	MISCELLANEOUS PRIMARY METAL PRODUCTS . . . . .	5 466	1	1	1	39	21	71	171	157	330	
33911	IRON AND STEEL FORGINGS * . . . . .	2 961	2	(Z)	1	27	(Z)	13	109	10	203	
33921	NONFERRUS METAL FORGINGS * . . . . .	259	(Z)	(Z)	-	2	(Z)	5	8	3	5	
3399	PRIMARY METAL PRODUCTS, NEC . . . . .	1 844	(Z)	(Z)	-	5	7	35	47	140	96	
33991	METAL POWDER, FLAKES, AND PASTE . . . . .	576	-	(Z)	-	1	(Z)	3	14	13	86	
33999	PRIMARY METAL PRODUCTS, NEC . . . . .	1 263	(Z)	(Z)	-	3	7	33	32	127	10	
34	FABRICATED METAL PRODUCTS EXC. DRDANCE, MACH., TRANS.	60 922	73	126	17	799	119	366	2 084	1 998	1 814	
34111	METAL CANS (INCL. HIKEO SHIP.; CANS, TOPS, BOTTOMS) *	7 404	15	64	(Z)	85	21	10	400	363	275	
342	CUTLERY, HAND TOOLS AND GENERAL HARDWARE . . . . .	2 493	3	4	1	53	9	29	113	90	79	
3421	CUTLERY, EXC. ELECTRICAL . . . . .	1 67	(Z)	(Z)	(Z)	14	(Z)	1	7	6	2	
34211	KITCHEN AND TABLE CUTLERY, EXC. ELECTRICAL . . . . .	18	(Z)	(Z)	(Z)	(Z)	(Z)	(Z)	3	2	1	
34213	SCISSORS AND SHEARS, EXC. ELECTRICAL . . . . .	16	(Z)	(Z)	(Z)	(Z)	(Z)	1	3	2	1	
34215	RAZOR BLADES AND RAZORS, EXC. ELECTRICAL . . . . .	25	(Z)	(Z)	(Z)	13	(Z)	(Z)	(Z)	2	(Z)	
34219	CUTLERY, NEC, EXC. ELECTRICAL . . . . .	8	(Z)	(Z)	-	(Z)	(Z)	(Z)	(Z)	(Z)	(Z)	
3423	HAND AND EDGE TOOLS . . . . .	511	2	1	(Z)	14	2	6	27	7	17	
34231	MECHANICS HAND SERVICE TOOLS . . . . .	318	1	(Z)	(Z)	11	(Z)	2	20	4	9	
34232	EDGE TOOLS . . . . .	30	1	(Z)	-	(Z)	-	30	2	1	1	
34234	SHOVELS, SPADES, SCOOPS, AND SCRAPPERS . . . . .	27	(Z)	(Z)	(Z)	(Z)	1	(Z)	1	(Z)	2	
34236	AGRICULTURAL HAND TOOLS AND PARTS . . . . .	24	(Z)	(Z)	(Z)	1	(Z)	-	1	(Z)	(Z)	
34239	HAND TOOLS, NEC . . . . .	108	(Z)	(Z)	(Z)	2	(Z)	4	4	2	5	
34251	HAND SAWS, SAW BLADES, AND ACCESSORIES * . . . . .	59	1	(Z)	(Z)	2	1	4	2	(Z)	2	
3428	BUILDERS' AND CABINET HARDWARE . . . . .	603	1	3	1	6	1	6	36	8	17	
34281	DOOR AND WINDOW HARDWARE . . . . .	267	(Z)	(Z)	-	5	1	6	22	4	10	
34283	HINGES, HASPS, AND BUTTS . . . . .	24	1	(Z)	(Z)	1	(Z)	(Z)	(Z)	1	1	
34284	CABINET HARDWARE . . . . .	46	-	1	-	(Z)	(Z)	1	6	2	(Z)	
3429	MISCELLANEOUS HARDWARE . . . . .	1 380	(Z)	(Z)	(Z)	16	6	15	52	65	51	
34291	TRANSPORTATION EQUIPMENT HARDWARE . . . . .	705	(Z)	-	-	12	-	2	17	47	6	
34292	FURNITURE HARDWARE . . . . .	173	-	(Z)	-	1	-	2	5	2	10	
34293	VACUUM AND INSULATED BOTTLES, JUGS, AND CHESTS	41	(Z)	(Z)	(Z)	1	(Z)	(Z)	1	(Z)	1	
34294	HOSE FITTINGS . . . . .	44	(Z)	-	-	(Z)	(Z)	(Z)	1	1	1	
34299	HARDWARE, NEC . . . . .	416	-	(Z)	(Z)	2	5	10	28	16	33	
343	PLUMBING FIXTURES AND HEATING APPARATUS . . . . .	1 289	6	3	4	47	18	23	60	65	66	
3431	METAL SANITARY WARE . . . . .	267	1	1	1	6	1	6	11	8	7	
34311	CAST IRON SANITARY WARE . . . . .	183	1	1	1	6	1	5	7	6	6	
34312	METAL SANITARY WARE, EXC. CAST IRON . . . . .	84	-	(Z)	-	1	-	1	4	2	1	
34321	PLUMBING FIXTURE FITTINGS AND TRIM (BRASS GOODS) *	223	(Z)	1	(Z)	2	(Z)	2	8	14	5	
3433	HEATING EQUIPMENT, EXC. ELECTRICAL . . . . .	826	4	1	3	35	14	14	46	42	50	
34331	OIL BURNERS, RESIDENTIAL AND INDUSTRIAL . . . . .	85	-	-	-	(Z)	2	1	4	8	4	
34332	WARM AIR FURNACES . . . . .	200	-	1	-	2	1	1	2	9	4	
34333	CAST IRON HEATING BOILERS . . . . .	129	4	(Z)	3	18	8	7	18	11	24	
34335	STEEL HEATING BOILERS . . . . .	54	-	-	-	3	-	1	3	1	10	
34336	PARTS FOR NONELECTRIC HEATING EQUIPMENT . . . . .	49	(Z)	(Z)	-	(Z)	(Z)	(Z)	2	1	2	
34339	HEATING EQUIPMENT, NEC, EXC. ELECTRIC . . . . .	165	-	-	-	9	3	(Z)	8	11	3	
344	FABRICATED STRUCTURAL METAL PRODUCTS . . . . .	19 457	27	65	6	438	40	216	621	412	675	
3441	FABRICATED STRUCTURAL METAL PRODUCTS . . . . .	6 174	1	5	2	18	(Z)	156	75	87	188	
34411	FABRICATED STRUCTURAL IRON AND STEEL PRODUCTS . . . . .	6 140	(Z)	4	2	17	(Z)	156	72	85	185	
34412	FABRICATED STRUCTURAL NONFERRUS METAL PRODUCTS . . . . .	35	(Z)	1	-	(Z)	-	-	3	2	3	
3442	METAL DOORS, SASH, FRAMES, MOLDING, AND TRIM . . . . .	1 550	5	9	(Z)	14	4	14	66	30	52	
34421	METAL DOORS AND DOOR FRAMES . . . . .	785	4	9	(Z)	14	3	6	32	11	34	
34422	METAL WINDOW FRAMES AND SASH . . . . .	365	(Z)	(Z)	-	(Z)	1	(Z)	24	3	5	
34423	METAL MOLDING, TRIM, AND STORE FRONTS . . . . .	49	-	-	-	(Z)	(Z)	6	2	1	3	
34425	METAL DOOR AND WINDOW SCREENS . . . . .	350	(Z)	-	-	(Z)	(Z)	1	9	15	10	
3443	FABRICATED PLATE PRODUCTS (BOILER SHOPS) . . . . .	3 074	4	4	1	6	2	12	51	49	70	
34431	HEAT EXCHANGERS AND STEAM CONDENSERS . . . . .	382	1	(Z)	-	1	(Z)	(Z)	1	4	17	
34432	FABR. STEEL PLATE FOR PIPE, PENSTOCKS, LININGS, ETC.	170	-	-	-	(Z)	-	-	4	-	6	
34433	STEEL POWER BOILERS, PARTS, AND ATTACHMENTS . . . . .	379	1	4	-	1	-	(Z)	6	5	21	
34434	GAS CYLINDERS (PRESSURE TANKS) . . . . .	554	(Z)	-	1	2	5	26	4	6	6	
34435	METAL TANKS, EXC. PRESSURE TANKS . . . . .	1 305	(Z)	-	-	4	-	5	14	35	13	
34439	FABRICATED PLATE PRODUCTS, NEC . . . . .	285	1	-	-	(Z)	-	1	1	(Z)	7	
3444	SHEET METAL PRODUCTS/ EXC. CONTAINERS . . . . .	4 666	(Z)	6	(Z)	218	27	20	345	175	201	
34441	SHEET METAL ROOFING, CEILING, SIDING . . . . .	805	(Z)	-	(Z)	5	-	4	6	7	54	
34443	SHEET METAL CORNICES, SKYLIGHTS, ROOF VENTILATORS	15	(Z)	-	(Z)	(Z)	-	-	(Z)	-	-	
34444	SHEET METAL STOVE PIPE, ELBOWS, DUCTS . . . . .	2 212	(Z)	6	-	211	18	15	55	161	121	
34445	SHEET METAL ROOF DRAINAGE EQUIPMENT . . . . .	188	-	-	-	-	-	-	-	-	(Z)	
34449	SHEET METAL PRODUCTS, NEC . . . . .	712	(Z)	(Z)	(Z)	2	9	1	19	5	17	
34461	ARCHITECTURAL AND ORNAMENTAL METAL WORK . . . . .	891	2	2	(Z)	10	(Z)	7	30	30	123	
34462	ORNAMENTAL METAL WORK . . . . .	77	1	(Z)	(Z)	2	(Z)	1	4	8	9	
34463	SCAFFOLDING, LADDERS, AND RELATED ARTICLES . . . . .	137	(Z)	(Z)	-	(Z)	-	-	(Z)	(Z)	1	
34464	STAIRS, STAIRCASES, BALCONIES, FIRE ESCAPES, RAILINGS	422	1	-	(Z)	1	3	(Z)	4	14	3	
34469	ARCHITECTURAL METAL WORK, NEC . . . . .	254	(Z)	2	-	5	-	3	12	19	47	
3449	MISCELLANEOUS METAL WORK . . . . .	3 703	13	104	5	287	14	20	54	23	85	
34492	PREFABRICATED METAL BUILDINGS AND PARTS . . . . .	2 969	2	2	(Z)	157	(Z)	2	29	5	9	
34499	METAL CONSTRUCTION MATERIALS, NEC . . . . .	2 735	12	102	4	130	14	19	25	17	76	
3452	BOLTS, NUTS, SCREWS, RIVETS, AND WASHERS *	1 225	1	1	(Z)	16	8	12	46	27	106	
34521	BOLTS, NUTS, SCREWS, RIVETS, AND WASHERS . . . . .	1 079	(Z)	1	(Z)	9	8	12	39	22	84	
34529	INDUSTRIAL FASTENERS, NEC . . . . .	147	(Z)	(Z)	-	7	(Z)	(Z)	7	5	22	
3461	METAL STAMPINGS * . . . . .	11 748	1	1	1	81	2	16	331	562	92	
34611	VITREOUS ENAMELED METAL PRODUCTS . . . . .	295	(Z)	-	-	7	-	1	33	16	2	
34612	STAMPED AND SPUN HOSPITAL UTENSILS . . . . .	138	(Z)	(Z)	(Z)	3	(Z)	1	14	3	3	
34613	AUTOMOBILE STAMPINGS . . . . .	9 439	-	(Z)	-	45	-	2	203	507	30	
34614	METAL CLOSURES . . . . .	444	(Z)	(Z)	-	4	1	1	21	26	16	
34616	DISPENSERS: NAPKIN, TISSUE, TOWEL, ETC. . . . .	1	-	-	-	(Z)	-	(Z)	(Z)	(Z)	(Z)	
34619	METAL STAMPINGS, NEC . . . . .	1 350	(Z)	(Z)	(Z)	21	1	9	53	9	38	
3481	MISCELLANEOUS FABRICATED WIRE PRODUCTS * . . . . .	3 023	5	1	1	29	1	6	146	91	112	
34812	WIRE SPRINGS . . . . .	504	(Z)	-	(Z)	11	(Z)	(Z)	25	27	17	
34813	WIRE FENCING, FENCE POSTS, AND GATES . . . . .	1 021	2	(Z)	-	4	1	3	63	24	32	
34814	WIRE CLOTH AND OTHER WOVEN WIRE PRODUCTS . . . . .	183	(Z)	(Z)	-	1	(Z)	(Z)	14	6	10	
34815	WIRE CHAIN . . . . .	108	(Z)	(Z)	(Z)	2	(Z)	(Z)	7	(Z)	17	

TONS (THOUSANDS) SHIPPED BY STATE OF DESTINATION--CON.

EAST NORTH CENTRAL							WEST NORTH CENTRAL					SOUTH ATLANTIC			TCC	
OHIO	INDIANA	ILLI-NOIS	MICH-IGAN	WISCON-SIN	MINNE-SOTA	IOWA	MISSOU-RI	NORTH DAKOTA	SOUTH OAKOTA	NEBRAS-KA	KANSAS	DELA-WARE	MARY-LAND	DISTRICT OF COLUMBIA	VIRGIN-IA	COOE
5	12	21	2	3	1	-	2	-	-	2	-	-	8	-	1	33572
6	1	8	2	(Z)	4	14	(Z)	-	-	-	(Z)	-	(Z)	-	(Z)	33573
89	101	171	172	72	25	22	52	12	11	71	35	(Z)	31	7	96	33574
177	84	64	366	172	15	5	17	(Z)	1	1	3	1	6	(Z)	8	336
122	52	30	265	171	14	2	4	-	-	1	1	(Z)	6	-	5	33612
42	5	6	9	5	3	(Z)	(Z)	-	-	(Z)	1	(Z)	1	(Z)	1	33621
29	27	24	104	4	6	1	7	(Z)	1	1	(Z)	(Z)	(Z)	(Z)	2	3369
2	2	(Z)	2	-	(Z)	-	-	-	-	-	(Z)	-	-	-	-	33691
26	21	11	93	4	6	1	5	(Z)	1	1	(Z)	(Z)	(Z)	(Z)	2	33692
-	-	3	1	-	-	-	-	-	-	-	-	-	-	-	-	33693
2	5	10	8	-	(Z)	(Z)	(Z)	-	-	-	-	-	(Z)	-	(Z)	33699
758	248	743	772	683	38	140	74	(Z)	9	21	15	2	60	2	10	339
270	166	379	667	111	37	127	62	(Z)	-	6	13	2	20	2	2	33911
147	5	14	5	2	(Z)	(Z)	8	-	-	(Z)	2	(Z)	1	-	(Z)	33921
300	83	336	103	346	(Z)	14	6	(Z)	9	11	(Z)	(Z)	11	-	9	3399
86	35	49	98	9	(Z)	13	5	-	9	-	(Z)	-	7	-	8	33991
214	47	286	5	338	(Z)	(Z)	1	(Z)	-	11	(Z)	(Z)	4	-	1	33999
5 058	1 967	4 557	7 754	1 707	1 524	868	2 288	197	50	631	642	463	844	42	1 079	34
701	299	479	299	406	128	45	520	-	(Z)	3	66	49	177	-	98	34111
161	62	173	376	102	43	28	79	2	4	11	60	10	40	1	23	342
2	1	3	1	1	2	(Z)	1	(Z)	(Z)	(Z)	1	-	1	(Z)	(Z)	3421
1	(Z)	1	(Z)	(Z)	1	(Z)	(Z)	-	(Z)	(Z)	(Z)	-	(Z)	(Z)	(Z)	34211
(Z)	(Z)	1	(Z)	1	1	(Z)	(Z)	-	(Z)	(Z)	(Z)	-	(Z)	-	(Z)	34213
1	(Z)	1	(Z)	(Z)	(Z)	(Z)	(Z)	(Z)	(Z)	-	-	-	1	(Z)	(Z)	34215
(Z)	(Z)	(Z)	(Z)	(Z)	(Z)	(Z)	(Z)	-	(Z)	(Z)	1	-	(Z)	(Z)	(Z)	34219
54	5	99	13	11	7	1	12	(Z)	1	2	2	(Z)	7	1	6	34231
32	1	89	3	14	9	1	9	(Z)	1	1	1	(Z)	2	(Z)	4	34231
4	(Z)	(Z)	(Z)	6	1	(Z)	(Z)	-	(Z)	(Z)	(Z)	-	(Z)	(Z)	(Z)	34232
5	(Z)	(Z)	(Z)	1	(Z)	-	(Z)	-	(Z)	(Z)	(Z)	-	(Z)	(Z)	(Z)	34234
11	2	8	3	(Z)	5	(Z)	2	(Z)	(Z)	(Z)	(Z)	-	6	(Z)	1	34239
3	1	15	1	1	1	(Z)	(Z)	1	(Z)	(Z)	(Z)	(Z)	(Z)	(Z)	(Z)	34251
19	12	26	53	9	16	7	17	(Z)	3	6	14	(Z)	5	(Z)	7	3428
7	4	14	23	2	11	4	8	(Z)	3	2	8	(Z)	2	(Z)	4	34281
1	(Z)	(Z)	6	(Z)	(Z)	(Z)	-	(Z)	-	(Z)	(Z)	-	(Z)	-	(Z)	34283
2	2	3	3	1	(Z)	1	2	-	(Z)	2	(Z)	-	(Z)	-	1	34284
110	51	38	314	78	11	20	44	(Z)	(Z)	3	42	10	27	(Z)	10	3429
50	9	14	242	58	7	11	39	(Z)	-	(Z)	38	10	25	-	1	34291
13	6	9	11	5	1	4	3	(Z)	-	(Z)	2	-	1	-	(Z)	34292
(Z)	(Z)	(Z)	(Z)	(Z)	-	(Z)	1	-	-	2	1	(Z)	(Z)	-	4	34293
2	(Z)	3	15	6	(Z)	1	(Z)	-	(Z)	(Z)	(Z)	1	1	-	(Z)	34294
45	35	12	46	9	2	4	1	(Z)	(Z)	1	1	-	1	(Z)	4	34299
81	38	64	48	19	35	10	36	1	2	9	19	3	24	1	21	343
11	5	15	2	4	2	1	2	(Z)	(Z)	2	2	-	5	-	6	3431
9	1	13	2	3	2	(Z)	1	(Z)	(Z)	2	2	-	5	-	5	34311
2	4	2	1	1	(Z)	1	1	(Z)	(Z)	(Z)	(Z)	-	(Z)	-	1	34312
6	11	14	8	4	3	1	4	(Z)	(Z)	1	1	(Z)	3	1	2	34321
67	21	40	30	9	31	6	30	(Z)	2	7	21	3	17	(Z)	14	3433
5	(Z)	3	1	1	6	(Z)	3	-	1	1	1	-	-	-	2	34331
41	4	10	7	4	4	3	7	-	1	4	4	-	1	(Z)	9	34332
8	5	6	2	1	(Z)	1	1	(Z)	-	(Z)	-	-	1	(Z)	1	34333
(Z)	(Z)	(Z)	(Z)	-	1	4	2	-	-	-	-	-	12	-	(Z)	34335
3	8	5	5	1	4	(Z)	3	-	-	(Z)	1	-	(Z)	(Z)	(Z)	34336
3	2	14	4	(Z)	10	(Z)	4	(Z)	(Z)	2	13	1	1	-	(Z)	34339
1 125	452	1 161	794	500	484	522	564	168	26	360	263	52	299	13	445	344
371	162	526	46	339	241	233	507	69	5	6	30	29	93	2	288	3441
369	161	523	46	338	241	233	507	69	5	6	30	29	91	2	287	34411
2	1	3	(Z)	(Z)	(Z)	(Z)	(Z)	-	(Z)	-	(Z)	(Z)	2	-	1	34412
67	35	56	142	11	20	44	5	3	15	52	4	37	2	18	3442	
21	18	35	118	2	3	14	3	3	14	14	4	22	1	8	34421	
32	2	12	4	(Z)	2	1	4	1	4	(Z)	1	(Z)	4	(Z)	1	34422
2	1	3	2	(Z)	1	(Z)	1	(Z)	1	(Z)	(Z)	1	4	-	1	34423
13	15	6	19	1	6	15	26	1	(Z)	1	37	(Z)	10	1	7	34425
205	91	123	199	33	63	33	31	41	16	14	68	8	22	(Z)	51	3443
4	4	10	8	3	1	2	6	7	(Z)	(Z)	4	3	1	(Z)	1	34431
2	(Z)	-	-	(Z)	(Z)	-	-	-	-	(Z)	6	-	-	-	1	34432
17	23	11	30	2	6	1	5	11	(Z)	6	18	1	6	(Z)	1	34433
15	34	59	10	15	35	24	9	13	16	1	28	4	6	-	4	34434
140	23	37	104	13	21	6	10	9	-	6	13	(Z)	1	(Z)	44	34435
27	7	6	47	(Z)	(Z)	1	(Z)	-	-	-	(Z)	-	8	-	1	34439
364	111	164	229	59	39	143	148	28	3	141	123	4	75	4	73	3444
90	21	33	36	18	13	25	50	9	1	121	6	-	32	-	8	34441
(Z)	-	1	(Z)	(Z)	(Z)	(Z)	(Z)	-	-	-	1	-	-	-	(Z)	34443
223	65	49	67	23	1	13	84	2	(Z)	3	81	4	37	4	50	34444
1	5	4	2	3	-	-	-	-	-	-	-	-	-	-	-	34445
31	12	19	113	13	5	11	10	14	1	(Z)	7	(Z)	6	(Z)	5	34449
21	12	32	49	13	17	5	6	20	(Z)	6	4	3	12	5	19	3446
7	3	3	2	(Z)	-	2	3	1	-	-	(Z)	(Z)	1	4	3	34461
(Z)	(Z)	1	2	(Z)	-	(Z)	(Z)	(Z)	-	(Z)	1	-	3	-	(Z)	34462
8	6	18	39	11	12	1	1	10	(Z)	6	2	3	3	1	13	34464
6	2	10	5	1	5	2	2	10	-	(Z)	1	(Z)	5	(Z)	3	34469
107	49	339	76	59	142	122	41	16	2	57	39	5	66	(Z)	18	3449
23	13	28	11	29	9	21	11	10	1	22	12	4	5	(Z)	6	34492
84	36	311	65	29	133	101	30	6	1	35	27	2	61	(Z)	12	34499
152	51	122	204	22	24	10	31	(Z)	1	5	9	3	4	(Z)	38	3452
127	45	116	175	21	24	9	27	(Z)	(Z)	4	7	3	4	-	28	34521
25	5	6	30	1	(Z)	4	-	-	(Z)	2	(Z)	(Z)	1	(Z)	11	34529
1 285	151	649	3 976	288	166	37	950	(Z)	5	3	134	313	159	3	173	3461
20	5	26	29	5	(Z)	2	(Z)	-	1	-	-	-	1	1	3	34611
10	3	14	3	21	1	(Z)	1	(Z)	(Z)	2	(Z)	2	(Z)	2	4	34612
1 122	96	257	3 802	214	85	8	901	-	-	(Z)	119	312	132	-	148	34613
29	5	61	15	19	16	2	6	(Z)	4	(Z)	7	(Z)	13	(Z)	10	34614
(Z)	(Z)	(Z)	(Z)	(Z)	-	-	-	-	-	-	(Z)	-	(Z)	(Z)	-	34616
105	39	276	123	29	64	25	41	(Z)	1	(Z)	6	(Z)	11	(Z)	8	34619
192	121	180	189	80	55	43	81	1	3	36	14	11	60	19	67	3481
55	27	20	112	13	5	3	21	(Z)	2	(Z)	4	5	1	-	14	34812
16	63	32	4	30	35	17	34	(Z)	(Z)	3	1	5	43	(Z)	24	34813
5	4	6	4	3	4	5	2	(Z)	(Z)	5	(Z)	1	6	1	2	34814
4	3	6	5	1	4	3	3	-	-	(Z)	1	-	2	-	13	34815



TABLE 5. SHIPMENTS BY MANUFACTURING ESTABLISHMENTS--COMMODITIES BY STATE OF DESTINATION: 1977--CON.

TCC CODE	COMMODITY	TONS (THOUSANDS) SHIPPED BY STATE OF DESTINATION--CON.									
		SOUTH ATLANTIC--CON.					EAST SOUTH CENTRAL				WSC
		WEST VIR- GINIA	NORTH CARO- LINA	SOUTH CARO- LINA	GEORGIA	FLORIDA	KEN- TUCKY	TEN- NESSEE	ALA- BAMA	MISSIS- SIPPI	ARKAN- SAS
33572	COPPER WIRE, STRAND AND CABLE, BARE.	(Z)	24	2	3	4	-	3	2	20	3
33573	NONFERROUS METAL WIRE, BARE, EXC. COPPER AND ALUMINUM.	(Z)	1	(Z)	(Z)	(Z)	(Z)	1	(Z)	-	(Z)
33574	WIRE AND CABLE, INSULATED, ALL TYPES.	15	202	15	116	96	49	66	43	64	38
336	NONFERROUS METAL CASTINGS.	2	14	2	11	17	29	39	7	7	1
33612	ALUMINUM AND ALUMINUM BASE ALLOY CASTINGS *	1	5	2	6	13	18	20	4	4	(Z)
33621	COPPER, BRASS, AND BRONZE CASTINGS.	(Z)	1	(Z)	(Z)	4	(Z)	(Z)	3	(Z)	(Z)
3369	MISCELLANEOUS NONFERROUS METAL CASTINGS.	(Z)	8	(Z)	2	1	11	17	1	1	(Z)
33691	MAGNESIUM CASTINGS.	-	1	-	(Z)	(Z)	-	(Z)	-	(Z)	-
33692	ZINC AND ZINC BASE ALLOY CASTINGS.	(Z)	5	(Z)	2	(Z)	11	17	1	1	(Z)
33693	LEAD AND LEAD BASE ALLOY CASTINGS.	(Z)	2	(Z)	-	(Z)	-	-	(Z)	-	-
33699	NONFERROUS METAL CASTINGS, NEC.	-	-	(Z)	(Z)	-	-	(Z)	-	-	(Z)
339	MISCELLANEOUS PRIMARY METAL PRODUCTS.	5	43	27	10	28	112	57	100	10	13
33911	IRON AND STEEL FORGINGS *	2	31	10	2	36	91	50	78	1	7
33921	NONFERROUS METAL FORGINGS *	2	3	1	3	(Z)	(Z)	1	(Z)	(Z)	-
3399	PRIMARY METAL PRODUCTS, NEC.	(Z)	9	13	2	1	23	5	27	6	5
33991	METAL POWDER, FLAKES, AND PASTE.	(Z)	2	(Z)	(Z)	(Z)	15	5	27	(Z)	5
33999	PRIMARY METAL PRODUCTS, NEC.	(Z)	6	12	2	(Z)	8	(Z)	(Z)	6	(Z)
34	FABRICATED METAL PRODUCTS EXC. ORNANCE, MACH., TRANS.	547	1 034	748	1 392	1 825	1 631	805	897	401	602
34111	METAL CANS (INCL. MIXED SHIP.; CANS, TOPS, BOTTOMS) *	3	121	38	87	697	59	120	10	62	47
342	CUTLERY, HAND TOOLS AND GENERAL HARDWARE.	10	63	15	70	73	43	43	23	44	7
3421	CUTLERY, EXC. ELECTRICAL.	(Z)	1	1	4	1	1	1	(Z)	(Z)	1
34211	KITCHEN AND TABLE CUTLERY, EXC. ELECTRICAL.	(Z)	(Z)	(Z)	3	(Z)	(Z)	(Z)	(Z)	(Z)	(Z)
34213	SCISSORS AND SHEARS, EXC. ELECTRICAL.	(Z)	(Z)	(Z)	(Z)	(Z)	(Z)	(Z)	(Z)	(Z)	(Z)
34215	RAZOR BLADES AND RAZORS, EXC. ELECTRICAL.	(Z)	(Z)	(Z)	1	(Z)	(Z)	(Z)	(Z)	(Z)	(Z)
34219	CUTLERY, NEC, EXC. ELECTRICAL.	(Z)	(Z)	(Z)	(Z)	(Z)	(Z)	(Z)	(Z)	(Z)	(Z)
3423	HAND AND EDGE TOOLS.	1	16	1	10	16	2	6	4	1	1
34231	MECHANICS HAND SERVICE TOOLS.	(Z)	6	(Z)	4	4	1	6	1	1	1
34232	EDGE TOOLS.	(Z)	1	(Z)	1	(Z)	(Z)	(Z)	(Z)	(Z)	(Z)
34234	SHOVELS, SPADES, SCOOPS, AND SCRAPPERS.	1	(Z)	-	1	(Z)	1	(Z)	(Z)	(Z)	(Z)
34236	AGRICULTURAL HAND TOOLS AND PARTS.	(Z)	(Z)	(Z)	(Z)	(Z)	(Z)	(Z)	1	-	(Z)
34239	HAND TOOLS, NEC.	(Z)	9	1	2	10	(Z)	(Z)	1	(Z)	(Z)
34251	HAND SAWS, SAW BLADES, AND ACCESSORIES *	(Z)	7	(Z)	1	(Z)	2	1	(Z)	1	1
3428	BUILDERS' AND CABINET HARDWARE.	(Z)	20	6	13	26	17	12	10	2	1
34281	DOOR AND WINDOW HARDWARE.	(Z)	12	3	8	19	2	9	8	1	1
34283	HINGES, HASPS, AND BUTTS.	(Z)	1	(Z)	(Z)	(Z)	-	(Z)	(Z)	(Z)	(Z)
34284	CABINET HARDWARE.	-	(Z)	(Z)	1	(Z)	12	1	(Z)	(Z)	-
3429	MISCELLANEOUS HARDWARE.	15	21	8	44	32	27	27	16	44	3
34291	TRANSPORTATION EQUIPMENT HARDWARE.	1	(Z)	(Z)	30	6	1	2	(Z)	-	(Z)
34292	FURNITURE HARDWARE.	(Z)	9	1	1	18	2	11	(Z)	34	1
34293	VACUUM AND INSULATED BOTTLES, JUGS, AND CHESTS.	(Z)	1	(Z)	2	1	1	1	1	(Z)	-
34294	HOSE FITTINGS.	(Z)	(Z)	(Z)	1	1	1	1	(Z)	(Z)	(Z)
34299	HARDWARE, NEC.	13	11	6	10	5	21	11	14	9	3
343	PLUMBING FIXTURES AND HEATING APPARATUS.	19	37	5	39	34	17	27	36	6	4
3431	METAL SANITARY WARE.	1	6	2	8	18	3	4	6	(Z)	(Z)
34311	CAST IRON SANITARY WARE.	1	6	1	7	12	3	3	2	(Z)	(Z)
34312	METAL SANITARY WARE, EXC. CAST IRON.	(Z)	(Z)	1	1	6	(Z)	1	4	(Z)	(Z)
34321	PLUMBING FIXTURE FITTINGS AND TRIM (BRASS GOODS) *	13	3	(Z)	6	3	5	2	11	4	1
3433	HEATING EQUIPMENT, EXC. ELECTRICAL.	1	30	1	31	17	8	22	28	2	3
34331	OIL BURNERS, RESIDENTIAL AND INDUSTRIAL.	-	2	(Z)	5	2	-	1	3	(Z)	(Z)
34332	WARM AIR FURNACES.	1	17	(Z)	1	2	1	5	15	1	2
34333	CAST IRON HEATING BOILERS.	(Z)	(Z)	(Z)	1	-	1	(Z)	(Z)	-	(Z)
34335	STEEL HEATING BOILERS.	-	-	-	(Z)	-	-	(Z)	2	-	-
34336	PARTS FOR NONELECTRIC HEATING EQUIPMENT.	(Z)	(Z)	(Z)	1	(Z)	(Z)	(Z)	(Z)	(Z)	(Z)
34339	HEATING EQUIPMENT, NEC, EXC. ELECTRIC.	(Z)	5	1	3	1	2	2	4	1	1
344	FABRICATED STRUCTURAL METAL PRODUCTS.	281	602	451	334	616	194	330	545	160	304
3441	FABRICATED STRUCTURAL METAL PRODUCTS.	95	286	339	122	138	65	77	305	77	45
34411	FABRICATED STRUCTURAL IRON AND STEEL PRODUCTS.	94	283	339	122	138	65	74	305	77	45
34412	FABRICATED STRUCTURAL NONFERROUS METAL PRODUCTS.	(Z)	3	(Z)	(Z)	(Z)	(Z)	3	(Z)	-	-
3442	METAL DOORS, SASH, FRAMES, HOLDING, AND TRIM.	1	91	9	31	102	14	46	13	34	27
34421	METAL DOORS AND DOOR FRAMES.	1	50	6	2	54	9	23	7	21	18
34422	METAL WINDOW FRAMES AND SASH.	(Z)	11	(Z)	15	54	3	18	5	11	5
34423	METAL HOLDING, TRIM, AND STORE FRONTS.	(Z)	1	(Z)	1	1	2	1	(Z)	1	(Z)
34425	METAL DOOR AND WINDOW SCREENS.	1	29	3	13	3	(Z)	4	(Z)	1	4
3443	FABRICATED PLATE PRODUCTS (BOILER SHOPS).	45	64	9	44	92	51	48	82	23	10
34431	HEAT EXCHANGERS AND STEAM CONDENSERS.	3	5	(Z)	(Z)	1	7	1	1	2	5
34432	FABR. STEEL PLATE FOR PIPE, PENSTOCKS, LININGS, ETC.	-	(Z)	(Z)	1	3	3	1	-	-	-
34433	STEEL POWER BOILERS, PARTS, AND ATTACHMENTS.	27	9	2	5	3	14	5	8	1	(Z)
34434	GAS CYLINDERS (PRESSURE TANKS).	5	13	2	5	35	9	14	2	13	3
34435	METAL TANKS, EXC. PRESSURE TANKS.	10	36	5	19	44	16	17	51	5	2
34439	FABRICATED PLATE PRODUCTS, NEC.	-	(Z)	(Z)	13	5	3	10	21	2	(Z)
3444	SHEET METAL PRODUCTS, EXC. CONTAINERS.	60	72	18	63	184	17	123	78	5	37
34441	SHEET METAL ROOFING, CEILING, SIDING.	22	2	9	25	7	8	16	9	1	7
34443	SHEET METAL CORNICES, SKYLIGHTS, ROOF VENTILATORS.	(Z)	-	2	-	(Z)	-	-	-	(Z)	(Z)
34444	SHEET METAL STOVE PIPE, ELBOWS, JOINTS.	2	61	5	19	6	3	101	7	(Z)	30
34445	SHEET METAL ROOF DRAINAGE EQUIPMENT.	(Z)	-	-	-	19	4	-	59	-	-
34449	SHEET METAL PRODUCTS, NEC.	35	5	1	6	152	2	5	1	1	(Z)
3446	ARCHITECTURAL AND ORNAMENTAL METAL WORK.	6	12	39	15	23	10	10	11	4	13
34461	ORNAMENTAL METAL WORK.	1	3	3	(Z)	1	6	1	(Z)	(Z)	-
34462	SCAFFOLDING, LADDERS, AND RELATED ARTICLES.	-	3	-	1	(Z)	(Z)	(Z)	(Z)	(Z)	(Z)
34464	STAIRS, STAIRCASES, BALCONIES, FIRE ESCAPES, RAILINGS.	5	3	37	1	12	4	5	5	2	13
34469	ARCHITECTURAL METAL WORK, NEC.	-	4	(Z)	12	9	(Z)	4	5	2	-
3449	MISCELLANEOUS METAL WORK.	25	116	34	86	232	23	41	118	20	90
34492	PREFABRICATED METAL BUILDINGS AND PARTS.	9	39	16	51	12	2	31	7	9	9
34499	METAL CONSTRUCTION MATERIALS, NEC.	16	77	19	35	220	21	39	87	13	82
3452	BOLTS, NUTS, SCREWS, RIVETS, AND WASHERS *	21	26	5	16	21	110	9	11	10	2
34521	BOLTS, NUTS, SCREWS, RIVETS, AND WASHERS.	13	23	5	15	19	110	9	11	10	2
34529	INDUSTRIAL FASTENERS, NEC.	8	2	(Z)	1	2	1	(Z)	(Z)	(Z)	(Z)
3461	METAL STAMPINGS *	24	44	6	528	63	335	101	28	6	51
34611	VITREOUS ENAMELED METAL PRODUCTS.	1	1	1	35	6	21	36	(Z)	1	5
34612	STAMPED AND SPUN HOSPITAL UTENSILS.	(Z)	2	2	23	3	(Z)	3	(Z)	(Z)	(Z)
34613	AUTOMOBILE STAMPINGS.	18	19	(Z)	458	1	269	6	23	-	(Z)
34614	METAL CLOSURES.	3	4	(Z)	1	7	29	9	5	4	22
34616	DISPENSERS: NAPKIN, TISSUE, TOWEL, ETC.	-	-	-	(Z)	(Z)	(Z)	(Z)	(Z)	(Z)	(Z)
34619	METAL STAMPINGS, NEC.	2	15	1	2	24	35	51	1	(Z)	23
3461	MISCELLANEOUS FABRICATED WIRE PRODUCTS *	47	71	25	86	191	119	48	66	21	104
34812	WIRE SPRINGS.	2	37	1	22	10	8	14	2	9	1
34813	WIRE FENCING, FENCE POSTS, AND GATES.	6	7	5	49	86	19	9	40	1	80
34814	WIRE CLOTH AND OTHER WOVEN WIRE PRODUCTS.	3	2	5	2	7	2	2	3	-	(Z)
34815	WIRE CHAIN.	2	1	(Z)	(Z)	2	3	(Z)	1	(Z)	1



TONS (THOUSANDS) SHIPPED BY STATE OF DESTINATION--CON.

WEST SOUTH CENTRAL--CON.				MOUNTAIN							PACIFIC					TCC	
LOUISIANA	OKLAHOMA	TEXAS	MONTANA	IDAHO	WYOMING	COLORADO	NEW MEXICO	ARIZONA	UTAH	NEVADA	WASHINGTON	OREGON	CALIFORNIA	ALASKA	HAWAII	DESTINATION UNKNOWN	CODE
(Z)	-	10	-	13	-	1	1	(Z)	(Z)	-	21	(Z)	38	-	-	(Z)	33572
(Z)	(Z)	2	-	-	-	(Z)	-	(Z)	(Z)	-	(Z)	(Z)	6	-	-	(Z)	33573
69	22	263	4	3	2	16	18	37	12	34	63	14	255	-	2	109	33574
2	20	26	(Z)	(Z)	(Z)	9	(Z)	1	5	(Z)	6	6	210	(Z)	(Z)	4	336
(Z)	2	5	-	(Z)	-	6	-	1	3	(Z)	2	3	127	(Z)	(Z)	1	33612
1	4	7	(Z)	(Z)	(Z)	2	(Z)	1	(Z)	-	3	1	25	-	-	(Z)	33621
2	9	2	-	(Z)	-	1	-	(Z)	(Z)	-	(Z)	(Z)	55	-	-	2	3369
-	-	(Z)	-	-	-	(Z)	-	-	-	-	(Z)	(Z)	(Z)	-	-	(Z)	33691
2	1	2	-	(Z)	-	1	-	-	-	-	(Z)	(Z)	27	-	-	2	33692
-	-	(Z)	-	(Z)	-	(Z)	-	-	-	-	-	-	(Z)	-	-	(Z)	33693
(Z)	8	-	-	-	(Z)	-	(Z)	(Z)	(Z)	-	-	-	28	-	-	(Z)	33699
21	96	212	1	(Z)	(Z)	17	1	45	6	4	11	12	131	(Z)	-	139	339
5	81	110	(Z)	(Z)	(Z)	21	1	56	2	(Z)	2	3	14	(Z)	-	130	33911
-	1	3	(Z)	(Z)	-	(Z)	-	(Z)	(Z)	(Z)	6	1	24	-	-	7	33921
15	21	50	1	(Z)	(Z)	1	(Z)	4	6	3	2	10	79	-	-	3	3399
14	6	6	(Z)	(Z)	-	(Z)	(Z)	(Z)	(Z)	3	2	10	43	-	-	1	33991
1	15	44	1	(Z)	(Z)	1	(Z)	4	5	(Z)	(Z)	(Z)	36	-	-	2	33999
1 001	555	4 557	75	99	83	463	321	269	361	127	775	597	3 895	13	26	753	34
13	10	338	(Z)	3	(Z)	20	-	35	12	5	29	44	1 136	-	8	4	34111
12	9	84	5	5	(Z)	13	4	56	14	3	26	13	197	(Z)	3	99	342
(Z)	(Z)	3	(Z)	(Z)	(Z)	(Z)	(Z)	(Z)	(Z)	(Z)	(Z)	1	7	(Z)	(Z)	2	3421
(Z)	(Z)	1	(Z)	(Z)	(Z)	(Z)	(Z)	(Z)	(Z)	(Z)	(Z)	2	2	(Z)	(Z)	(Z)	34211
(Z)	(Z)	1	(Z)	(Z)	-	(Z)	(Z)	(Z)	(Z)	-	(Z)	1	-	-	-	1	34213
(Z)	(Z)	1	(Z)	(Z)	(Z)	(Z)	(Z)	(Z)	(Z)	-	-	-	(Z)	1	-	-	34215
(Z)	(Z)	19	(Z)	(Z)	(Z)	(Z)	(Z)	(Z)	(Z)	1	5	4	27	(Z)	(Z)	(Z)	34219
1	1	10	(Z)	(Z)	(Z)	1	1	10	(Z)	1	3	3	11	(Z)	(Z)	72	3423
(Z)	(Z)	1	-	(Z)	(Z)	-	(Z)	(Z)	(Z)	(Z)	(Z)	1	2	-	-	4	34232
(Z)	(Z)	1	-	(Z)	(Z)	-	(Z)	(Z)	(Z)	(Z)	(Z)	1	1	-	-	4	34234
(Z)	(Z)	1	-	(Z)	(Z)	-	(Z)	(Z)	(Z)	(Z)	(Z)	1	3	-	-	9	34236
(Z)	(Z)	6	(Z)	(Z)	(Z)	1	(Z)	(Z)	1	1	2	(Z)	13	-	(Z)	(Z)	34239
1	(Z)	1	(Z)	(Z)	-	(Z)	-	(Z)	(Z)	(Z)	1	1	3	-	(Z)	1	34251
7	4	34	3	4	(Z)	2	3	87	1	2	10	6	47	(Z)	(Z)	14	3428
3	1	15	(Z)	1	-	2	(Z)	(Z)	1	(Z)	4	2	26	(Z)	(Z)	6	34281
(Z)	(Z)	(Z)	-	-	-	-	-	-	(Z)	-	(Z)	-	6	-	-	2	34283
(Z)	(Z)	2	(Z)	-	-	(Z)	(Z)	1	-	(Z)	(Z)	-	1	(Z)	-	2	34284
1	1	23	2	1	(Z)	10	(Z)	1	11	1	6	2	101	(Z)	2	21	3429
(Z)	(Z)	9	(Z)	(Z)	-	(Z)	-	(Z)	(Z)	(Z)	4	(Z)	49	-	(Z)	12	34291
(Z)	(Z)	7	-	(Z)	-	1	-	(Z)	-	-	(Z)	1	11	-	-	1	34292
(Z)	(Z)	2	(Z)	1	-	4	(Z)	(Z)	11	1	(Z)	(Z)	(Z)	-	-	(Z)	34293
(Z)	(Z)	2	-	(Z)	(Z)	1	-	(Z)	(Z)	(Z)	(Z)	3	(Z)	(Z)	(Z)	(Z)	34294
(Z)	(Z)	3	2	(Z)	-	3	(Z)	(Z)	(Z)	(Z)	1	(Z)	37	-	2	8	34299
17	16	71	1	3	7	36	10	5	6	2	20	25	111	(Z)	4	33	343
5	6	24	(Z)	2	-	5	4	2	3	1	8	12	36	(Z)	2	7	3431
5	6	15	-	1	-	3	2	1	3	-	2	6	16	-	2	7	34311
1	(Z)	10	(Z)	1	-	2	2	(Z)	(Z)	1	6	6	19	(Z)	-	-	34312
3	3	23	(Z)	1	5	2	2	2	2	(Z)	1	3	23	(Z)	2	8	34321
9	5	26	(Z)	(Z)	2	29	5	(Z)	2	1	14	15	51	(Z)	-	18	3433
(Z)	(Z)	4	(Z)	-	2	1	-	-	1	-	4	7	7	-	-	2	34331
2	2	5	(Z)	(Z)	-	9	-	(Z)	(Z)	(Z)	2	1	19	-	-	(Z)	34332
(Z)	-	(Z)	-	(Z)	(Z)	1	(Z)	-	(Z)	(Z)	4	(Z)	2	-	-	(Z)	34333
4	-	(Z)	-	-	-	-	-	-	-	-	-	1	1	-	-	11	34335
(Z)	(Z)	1	(Z)	(Z)	(Z)	1	(Z)	(Z)	(Z)	(Z)	1	(Z)	1	(Z)	-	4	34336
(Z)	3	10	(Z)	(Z)	-	17	5	(Z)	(Z)	(Z)	1	5	16	-	-	(Z)	34339
465	262	2 329	38	33	49	185	66	97	241	90	406	342	899	7	4	400	344
58	87	678	3	1	2	1	12	23	10	3	38	80	114	1	(Z)	38	3441
53	86	677	1	1	2	1	12	23	10	3	38	80	114	1	(Z)	38	34411
5	1	1	2	-	-	(Z)	7	8	4	3	6	65	56	(Z)	1	1	34412
6	26	123	4	2	1	7	8	4	3	6	24	30	49	(Z)	1	30	3442
3	9	46	2	(Z)	-	4	2	1	2	4	24	30	49	-	(Z)	18	34421
2	5	57	(Z)	1	(Z)	1	4	1	1	(Z)	30	21	19	(Z)	-	(Z)	34422
(Z)	2	9	1	-	(Z)	(Z)	(Z)	(Z)	(Z)	-	(Z)	(Z)	2	-	-	3	34423
(Z)	10	11	(Z)	1	1	2	2	1	(Z)	1	11	5	43	(Z)	(Z)	8	34425
258	67	697	4	1	25	17	26	34	4	(Z)	55	6	69	(Z)	-	145	3443
78	24	138	3	1	(Z)	1	7	8	(Z)	(Z)	5	2	5	-	-	7	34431
20	5	10	-	(Z)	-	(Z)	-	2	2	-	(Z)	-	12	-	-	89	34432
8	8	75	1	(Z)	22	2	4	5	-	(Z)	1	1	1	-	-	1	34433
17	5	48	-	-	2	10	2	19	1	-	(Z)	-	27	-	-	3	34434
77	18	421	(Z)	(Z)	1	4	14	(Z)	(Z)	(Z)	2	(Z)	22	(Z)	-	45	34435
58	7	5	-	-	-	-	-	(Z)	(Z)	-	47	3	3	-	-	-	34439
18	8	173	8	17	3	135	5	5	156	79	54	56	414	1	1	175	3444
1	4	64	3	4	1	1	1	4	2	-	5	3	32	(Z)	(Z)	37	34441
(Z)	(Z)	5	-	1	-	-	-	-	-	-	(Z)	1	1	(Z)	-	1	34443
5	2	24	2	(Z)	-	125	2	(Z)	139	78	7	1	294	(Z)	-	6	34444
(Z)	(Z)	(Z)	-	2	-	(Z)	-	-	-	-	5	16	62	-	-	5	34445
11	1	72	1	(Z)	(Z)	7	2	1	3	(Z)	9	8	11	(Z)	1	79	34449
11	15	213	2	1	-	7	2	2	5	(Z)	10	2	40	1	-	11	3446
(Z)	1	2	-	1	-	1	-	-	-	-	(Z)	(Z)	3	-	-	(Z)	34461
1	(Z)	115	-	-	-	(Z)	(Z)	-	(Z)	-	(Z)	(Z)	2	(Z)	-	4	34462
9	15	52	-	-	-	3	(Z)	(Z)	2	-	(Z)	1	26	-	-	3	34464
1	(Z)	44	2	(Z)	-	3	(Z)	2	2	(Z)	9	1	8	1	-	3	34469
124	45	533	11	5	5	16	14	19	52	8	18	60	181	5	3	74	3449
29	18	112	11	4	3	12	13	12	11	8	14	13	72	5	3	38	34492
95	27	422	(Z)	1	2	4	1	7	41	-	4	47	109	-	-	36	34499
3	5	21	2	(Z)	(Z)	4	(Z)	2	22	-	2	4	24	(Z)	(Z)	13	3452
(Z)	3	18	2	(Z)	2	4	(Z)	2	22	-	1	4	2	(Z)	(Z)	13	34521
(Z)	2	3	-	-	-	(Z)	(Z)	(Z)	(Z)	-	-	1	(Z)	2	-	-	34529
35	81	244	4	1	(Z)	14	1	12	12	1	15	3	68	-	-	85	3461
1	(Z)	4	-	-	-	-	-	(Z)	6	-	-	-	4	-	-	22	34611
1	(Z)	5	(Z)	(Z)	(Z)	1	-	(Z)	2	1	(Z)	(Z)	4	-	(Z)	-	34612
3	3	159	-	-	-	(Z)	-	10	3	-	7	4	442	-	-	34	34613
19	11	16	(Z)	(Z)	(Z)	(Z)	(Z)	1	1	-	4	(Z)	43	-	-	2	34614
(Z)	-	(Z)	-	-	-	(Z)	-	-	-	(Z)	(Z)	-	(Z)	-	-	-	34616
11	67	56	4	(Z)	-	12	(Z)	(Z)	(Z)	(Z)	4	2	170	-	-	8	34619
47	98	271	6	5	2	51	2	22	14	2	35	19	113	1	2	11	3481
(Z)	(Z)	12	(Z)	(Z)	-	5	1	(Z)	1	-	(Z)	(Z)	14	-	-	2	34812
21	19	166	1	2	-	5	-	21	1	-	24	4	18	-	-	1	34813
2	3	11	1	2	(Z)	5	(Z)	(Z)	(Z)	-	1	3	44	(Z)	(Z)	2	34814
(Z)	1	6	1	-	(Z)	2	(Z)	(Z)	1	-	1	6	6	(Z)	-	1	34815

TABLE 5. SHIPMENTS BY MANUFACTURING ESTABLISHMENTS--COMMODITIES BY STATE OF DESTINATION: 1977--CON.

TCC CODE	COMMODITY	TOTAL TDNS SHIPPED (THOU- SANDS)	NEW ENGLAND							MIDDLE ATLANTIC		
			MAINE	NEW HAMPSHIRE	VER- MONT	MASSA- CHU- SETTS	RHODE ISLAND	CON- NECT- ICUT	NEW YORK	NEW JERSEY	PENN- SYL- VANIA	
34816	BARBED AND TWISTED WIRE . . . . .	101	-	-	-	-	-	-	-	-	(Z)	
34817	WELDED WIRE FABRIC AND MESH . . . . .	401	2	-	-	(Z)	-	(Z)	10	5	4	
34819	FABRICATED WIRE PRODUCTS, NEC. . . . .	704	(Z)	(Z)	(Z)	12	(Z)	2	27	28	31	
349	MISCELLANEOUS FABRICATED METAL PRODUCTS . . . . .	15 002	15	5	4	82	23	65	410	367	448	
3491	METAL SHIPPING CONTAINERS . . . . .	1 758	(Z)	(Z)	-	12	-	11	37	118	91	
34912	STEEL SHIPPING PAILS, BARRELS, DRUMS, AND KEGS . . . . .	1 710	(Z)	(Z)	-	12	-	11	35	88	85	
34921	METAL SAFES AND VAULTS * . . . . .	384	(Z)	-	1	3	-	1	18	52	11	
34931	STEEL SPRINGS, EXC. WIRE * . . . . .	554	1	(Z)	1	2	1	4	15	19	42	
3494	VALVES AND PIPE FITTINGS . . . . .	2 866	3	1	(Z)	26	1	14	95	66	114	
34941	METAL VALVES FOR PIPING SYSTEMS . . . . .	722	1	(Z)	(Z)	5	(Z)	2	29	11	30	
34942	METAL FITTINGS FOR PIPING SYSTEMS . . . . .	568	(Z)	(Z)	-	10	(Z)	1	15	16	31	
34944	FABRICATED PIPE AND PIPE FITTINGS . . . . .	1 564	3	1	(Z)	11	(Z)	12	49	39	52	
3499	FABRICATED METAL PRODUCTS, NEC . . . . .	8 653	9	3	4	43	23	28	262	85	193	
34992	METAL FOIL, LEAF; PRODUCTS THEREFROM; EXC. CONTAINERS . . . . .	867	2	1	4	7	2	9	20	26	21	
34994	COATED METALS AND METAL PRODUCTS . . . . .	5 816	(Z)	1	(Z)	9	14	13	193	10	101	
34996	FOIL SANITARY FOOD CONTAINERS . . . . .	47	-	-	-	(Z)	-	(Z)	(Z)	8	1	
34997	METAL SHIP. CONT. EXC. PAILS, BARRELS, DRUMS, KEGS . . . . .	112	-	-	-	(Z)	-	1	4	-	1	
34999	FABRICATED METAL PRODUCTS, NEC . . . . .	1 764	6	1	-	27	8	5	44	32	69	
35	MACHINERY, EXCEPT ELECTRICAL . . . . .	25 820	69	56	21	226	37	144	903	472	1 149	
351	ENGINES AND TURBINES . . . . .	1 665	3	(Z)	(Z)	12	4	17	72	20	43	
35112	STEAM ENG., TURBINES, TURBINE GENERATOR SETS, PARTS * . . . . .	224	1	(Z)	(Z)	10	1	12	25	6	18	
3519	MISCELLANEOUS INTERNAL COMBUSTION ENGINES . . . . .	1 486	2	(Z)	-	2	3	5	49	15	25	
35195	OUTBOARD MOTORS AND PARTS . . . . .	75	(Z)	(Z)	-	1	(Z)	1	3	6	(Z)	
35199	INTERNAL COMBUSTION ENGINES, NEC . . . . .	1 411	2	(Z)	-	1	3	5	46	9	25	
352	FARM MACHINERY AND EQUIPMENT . . . . .	4 713	13	10	2	17	(Z)	5	101	18	102	
3522	FARM MACHINERY AND EQUIPMENT . . . . .	3 964	13	(Z)	2	4	(Z)	(Z)	71	11	66	
35222	WHEEL TRACTORS, PARTS, AND ATTACHMENTS . . . . .	870	5	(Z)	(Z)	4	(Z)	(Z)	22	(Z)	19	
35223	PLANTING AND FERTILIZING MACHINERY AND PARTS . . . . .	225	6	-	-	(Z)	-	-	2	1	10	
35225	HARVESTING MACHINERY AND PARTS . . . . .	777	6	-	1	(Z)	-	-	32	(Z)	15	
35227	MACHINES FOR PREPARING CROPS FOR MARKET . . . . .	663	(Z)	-	-	-	-	-	4	-	-	
35228	BARN, BARNYARD, AND POULTRY EQUIPMENT . . . . .	337	1	-	(Z)	(Z)	-	(Z)	2	(Z)	7	
35229	FARM MACHINERY AND EQUIPMENT, NEC. . . . .	619	2	-	(Z)	1	-	(Z)	1	7	11	
35241	GARDEN TRACTORS AND LAWN AND GARDEN EQUIPMENT * . . . . .	731	1	7	1	13	(Z)	4	30	7	34	
353	CONSTRUCTION, MINING, MATERIALS HANDLING MACH., EQUIP. . . . .	6 467	33	20	4	29	3	14	168	85	391	
3531	CONSTRUCTION MACHINERY AND EQUIPMENT . . . . .	3 404	29	6	(Z)	4	1	7	67	19	131	
35311	CONTRACTORS OFF-HIGHWAY WHEEL AND TRACKED TRACTORS . . . . .	517	11	-	-	1	-	-	5	-	49	
35313	TRACKLaying ATTACHMENTS AND PARTS . . . . .	679	-	(Z)	-	(Z)	(Z)	5	8	3	27	
35314	POWER CRANES, DRAGLINES, SMOVELS, LOADERS, AND PARTS . . . . .	1 373	15	6	-	1	1	(Z)	31	14	34	
35316	MIXERS, PAVERS, AND RELATED EQUIPMENT . . . . .	13	(Z)	(Z)	-	(Z)	(Z)	1	3	(Z)	(Z)	
35318	SCRAPERS, GRADERS, ROLLERS, OFF-HWY. TRUCKS, TRAILERS . . . . .	459	(Z)	(Z)	-	-	(Z)	-	15	(Z)	4	
35319	CONSTRUCTION MACHINERY AND EQUIPMENT, NEC. . . . .	323	3	-	(Z)	1	-	(Z)	2	1	9	
3532	MINING MACHINERY, EQUIPMENT, AND PARTS . . . . .	447	3	3	1	6	(Z)	1	12	27	69	
35321	UNDERGROUND MINING MACHINERY AND PARTS . . . . .	353	(Z)	2	(Z)	6	(Z)	(Z)	6	22	61	
35322	CRUSHING AND PULVERIZING PLANTS AND PARTS . . . . .	30	3	-	-	(Z)	-	(Z)	1	3	2	
35329	MINING MACHINERY, EQUIPMENT, AND PARTS, NEC. . . . .	64	(Z)	1	1	(Z)	(Z)	(Z)	4	1	6	
3533	DILFIELD MACHINERY AND EQUIPMENT . . . . .	854	-	(Z)	1	(Z)	(Z)	(Z)	(Z)	(Z)	28	
35331	GAS AND OILFIELD DRILLING MACHINERY, EQUIP., AND PARTS . . . . .	698	-	-	1	(Z)	(Z)	(Z)	(Z)	(Z)	28	
35339	GAS AND OILFIELD MACHINERY AND TOOLS, NEC. . . . .	156	-	(Z)	-	-	-	(Z)	(Z)	(Z)	-	
35341	ELEVATORS, MOVING STAIRWAYS, AND PARTS * . . . . .	164	(Z)	-	-	3	(Z)	(Z)	22	6	12	
35351	CONVEYORS, CONVEYING EQUIPMENT AND PARTS * . . . . .	610	1	(Z)	(Z)	7	(Z)	1	11	11	46	
3536	MOISTS AND INDUSTRIAL CRANES . . . . .	277	(Z)	5	(Z)	1	(Z)	1	17	4	16	
35361	MOISTS . . . . .	102	(Z)	3	(Z)	(Z)	(Z)	1	10	2	7	
35362	OVERHEAD TRAVELING CRANES AND MONORAIL SYSTEMS . . . . .	175	(Z)	2	(Z)	(Z)	(Z)	(Z)	7	2	10	
3537	INDUSTRIAL TRUCKS AND TRACTORS . . . . .	727	(Z)	5	-	6	1	1	29	19	85	
35371	INDUSTRIAL STACKERS, TRACTORS, AND PARTS . . . . .	690	(Z)	5	-	6	1	1	29	19	83	
35373	INDUSTRIAL PALLETS, SKIDS, AND PLATFORMS METAL . . . . .	38	-	-	-	-	-	-	(Z)	-	2	
354	METALWORKING MACHINERY AND EQUIPMENT . . . . .	2 327	(Z)	5	2	35	8	32	105	75	116	
35412	MACHINE TOOLS, METAL CUTTING TYPES * . . . . .	304	(Z)	3	(Z)	17	1	13	27	4	6	
35421	MACHINE TOOLS, METAL FORMING TYPES * . . . . .	163	(Z)	(Z)	(Z)	4	(Z)	(Z)	6	1	4	
35441	SPECIAL DIES AND TOOLS, DIE SETS, JIGS, AND FIXTURES . . . . .	1 227	(Z)	(Z)	(Z)	5	(Z)	10	30	38	69	
35451	MACHINE TOOL ACCESSORIES AND MEASURING DEVICES * . . . . .	213	(Z)	(Z)	(Z)	2	(Z)	6	10	2	4	
3548	METALWORKING MACHINERY, EXC. MACHINE TOOLS . . . . .	441	(Z)	1	1	7	4	2	26	24	46	
35481	ROLLING MILL MACHINERY AND EQUIPMENT . . . . .	159	-	(Z)	-	(Z)	(Z)	1	10	1	28	
35484	AUTOMOTIVE MAINTENANCE EQUIP., INCL. LIFTS AND RUNWAYS . . . . .	38	(Z)	-	-	1	3	(Z)	3	2	5	
35489	METALWORKING MACHINERY, NEC. . . . .	244	(Z)	1	1	6	1	1	13	21	13	
355	SPECIAL INDUSTRY MACHINERY . . . . .	1 559	4	7	8	30	3	14	84	72	77	
3551	FOOD PRODUCTS MACHINERY . . . . .	300	(Z)	(Z)	(Z)	7	(Z)	1	12	5	3	
35512	BAKERY MACHINERY AND EQUIPMENT . . . . .	19	(Z)	(Z)	-	(Z)	(Z)	(Z)	1	(Z)	1	
35514	FRUIT AND VEGETABLE CANNING AND PACKING MACHINERY . . . . .	11	(Z)	-	-	(Z)	-	-	2	(Z)	(Z)	
35515	BOTTLING MACHINERY, EXC. DAIRY . . . . .	42	-	-	-	(Z)	(Z)	(Z)	1	(Z)	(Z)	
35519	FOOD PRODUCTS MACHINERY, NEC . . . . .	65	(Z)	(Z)	(Z)	1	(Z)	1	5	3	2	
35522	TEXTILE MACHINERY, ATTACHMENTS, AND PARTS * . . . . .	183	1	1	(Z)	8	1	1	6	2	3	
35531	WOODWORKING MACHINERY * . . . . .	106	(Z)	(Z)	(Z)	1	(Z)	(Z)	1	1	5	
35541	PAPER INDUSTRIES MACHINERY, ATTACHMENTS, AND PARTS * . . . . .	99	1	1	(Z)	2	(Z)	1	12	8	11	
35552	PRINTING TRADES MACHINERY AND EQUIPMENT * . . . . .	105	(Z)	(Z)	(Z)	3	(Z)	4	18	6	4	
3559	MISCELLANEOUS SPECIAL INDUSTRY MACHINERY . . . . .	763	1	4	7	9	1	6	34	46	53	
35591	CHEMICAL MACHINERY AND EQUIPMENT . . . . .	85	(Z)	1	-	2	-	2	5	7	1	
35592	FOUNDRY MACHINERY AND EQUIPMENT, EXC. FURNACES . . . . .	19	-	(Z)	-	-	-	1	2	(Z)	1	
35594	RUBBER AND PLASTICS WORKING MACHINERY AND EQUIPMENT . . . . .	108	1	2	(Z)	5	1	1	11	12	6	
35596	COTTON GINNING MACHINERY AND EQUIPMENT . . . . .	64	-	-	-	-	-	-	-	-	(Z)	
35599	SPECIAL INDUSTRY MACHINERY, NEC. . . . .	2 448	(Z)	1	7	2	1	2	14	26	36	
356	GENERAL INDUSTRIAL MACHINERY AND EQUIPMENT . . . . .	3 725	5	7	1	35	3	20	111	75	163	
3561	INDUSTRIAL COMPRESSORS, PUMPS, AND PUMPING EQUIPMENT . . . . .	1 139	1	6	(Z)	15	(Z)	2	35	30	41	
35611	INDUSTRIAL PUMPS AND PUMPING EQUIPMENT . . . . .	701	1	6	(Z)	10	(Z)	1	14	15	27	
35614	AIR AND GAS COMPRESSORS AND PARTS . . . . .	323	(Z)	(Z)	(Z)	5	(Z)	(Z)	19	14	13	
35619	INDUSTRIAL PUMPS AND PARTS, NEC. . . . .	116	(Z)	(Z)	-	(Z)	-	-	3	1	1	
35621	GALL AND ROLLER BEARINGS AND PARTS * . . . . .	629	(Z)	(Z)	(Z)	4	1	3	10	3	20	
3564	EXHAUST BLOWERS, VENTILATING FANS, AND FILTERS . . . . .	598	1	(Z)	(Z)	6	(Z)	4	24	21	38	
35641	INDUSTRIAL FANS AND BLOWERS . . . . .	204	1	(Z)	(Z)	2	(Z)	(Z)	7	6	8	
35642	AIR PURIFICATION EQUIPMENT, WASHERS, AND FILTERS . . . . .	394	(Z)	(Z)	(Z)	4	(Z)	3	17	15	30	
3566	MECHANICAL POWER TRANSMISSION EQUIPMENT . . . . .	772	1	1	(Z)	5	2	4	17	6	45	
35661	PLAIN BEARINGS . . . . .	54	(Z)	(Z)	(Z)	1	-	(Z)	1	1	1	
35669	POWER TRANSMISSION EQUIPMENT, NEC. . . . .	718	1	1	(Z)	4	2	4	16	5	44	
35671	INDUSTRIAL PROCESS FURNACES AND OVENS * . . . . .	167	(Z)	(Z)	(Z)	1	(Z)	1	18	14	7	
35691	GENERAL MACHINERY AND EQUIPMENT, NEC * . . . . .	460	1	(Z)	(Z)	6	(Z)	5	9	8	14	
357	OFFICE, COMPUTING, AND ACCOUNTING MACHINES . . . . .	511	3	1	2	33	8	10	72	17	18	
35721	TYPEWRITERS AND PARTS * . . . . .	52	(Z)	(Z)	-	(Z)	-	(Z)	7	6	(Z)	
35731	ELECTRONIC DATA PROCESSING MACHINES AND EQUIPMENT * . . . . .	261	1	(Z)	1	29	(Z)	2	41	5	13	
35741	CALCULATING, ACCOUNTING MACH., INCL. CASH REGISTERS * . . . . .	32	(Z)	(Z)	(Z)	1	(Z)	(Z)	4	2	2	



TONS (THOUSANDS) SHIPPED BY STATE OF DESTINATION--CON.

EAST NORTH CENTRAL					WEST NORTH CENTRAL						SOUTH ATLANTIC			TCC CODE		
OHIO	INDIANA	ILLINOIS	MICHIGAN	WISCONSIN	MINNESOTA	IOWA	MISSOURI	NORTH DAKOTA	SOUTH DAKOTA	NEBRASKA	KANSAS	DELAWARE	MARYLAND	DISTRICT OF COLUMBIA	VIRGINIA	
4	3	2	-	-	1	2	4	-	-	-	(Z)	-	-	-	1	34816
25	6	18	14	5	6	6	11	(Z)	-	26	5	-	2	-	6	34817
83	16	97	51	27	1	7	7	1	(Z)	2	4	(Z)	6	18	7	34819
1 373	842	1 789	1 870	317	773	155	227	23	10	113	74	31	123	5	229	349
95	35	70	45	178	11	23	36	(Z)	-	4	8	19	19	-	3	3491
93	34	70	45	178	11	23	36	(Z)	-	4	8	19	13	-	3	34912
9	106	73	19	1	(Z)	18	1	(Z)	-	6	(Z)	1	3	(Z)	2	34921
52	27	46	160	8	1	6	25	-	-	1	1	-	(Z)	-	9	34931
125	51	123	90	36	60	72	39	16	5	10	24	16	45	6	82	3494
30	12	51	33	7	7	16	11	15	(Z)	2	10	1	2	(Z)	22	34941
26	10	30	17	6	32	2	23	1	(Z)	3	12	15	4	(Z)	9	34942
1 666	29	42	38	23	22	54	23	1	4	3	12	15	41	5	51	34944
1 066	597	1 482	1 475	143	268	36	110	5	6	89	36	2	84	3	135	3499
49	17	69	17	12	4	5	20	-	(Z)	5	23	2	8	(Z)	94	34992
817	505	1 175	1 217	35	185	22	54	(Z)	2	78	7	(Z)	35	3	24	34994
3	1	3	1	(Z)	1	1	54	-	(Z)	-	-	(Z)	-	(Z)	2	34996
31	11	5	52	(Z)	5	(Z)	-	-	-	(Z)	7	-	(Z)	-	-	34997
167	61	226	180	71	77	8	36	5	4	7	6	1	41	(Z)	15	34999
1 815	850	2 172	2 236	928	507	453	533	165	57	208	781	41	498	18	420	35
63	150	186	164	227	32	29	31	6	(Z)	2	10	(Z)	23	(Z)	19	351
5	1	1	2	6	2	2	2	(Z)	1	(Z)	1	(Z)	2	(Z)	8	35112
59	156	196	170	226	29	28	28	7	(Z)	2	10	(Z)	23	-	11	3519
1	(Z)	6	1	4	5	(Z)	3	(Z)	1	(Z)	(Z)	(Z)	1	-	2	35195
58	156	190	169	223	24	28	24	7	-	2	10	(Z)	21	-	9	35199
134	112	366	343	266	143	172	90	83	40	107	620	6	58	1	53	352
71	83	324	284	223	133	164	79	78	32	110	608	6	43	-	37	3522
13	17	153	33	18	21	52	16	30	6	2	9	4	8	-	18	35222
10	6	22	8	2	21	42	17	1	3	11	2	(Z)	3	-	2	35223
19	15	92	25	19	72	24	23	36	8	18	20	1	2	-	5	35225
2	1	(Z)	(Z)	1	1	(Z)	2	(Z)	1	4	556	-	(Z)	-	(Z)	35227
1	2	1	88	159	1	1	(Z)	1	6	1	(Z)	1	24	-	3	35228
15	21	33	16	19	7	32	17	6	8	58	18	(Z)	1	-	4	35229
50	30	42	59	37	15	7	12	6	8	(Z)	16	(Z)	16	1	15	35241
267	116	588	373	101	95	100	70	44	6	30	53	3	185	5	180	353
128	78	481	221	69	59	56	18	25	3	24	20	(Z)	116	(Z)	68	3531
14	17	39	25	11	4	6	2	2	5	3	-	-	15	-	11	35311
14	9	241	64	15	22	35	1	6	1	9	2	(Z)	11	-	5	35313
79	25	108	88	23	24	11	9	7	(Z)	9	9	(Z)	75	(Z)	31	35314
(Z)	(Z)	(Z)	1	(Z)	-	(Z)	(Z)	1	-	-	(Z)	-	(Z)	-	(Z)	35316
5	14	46	40	4	6	2	2	(Z)	(Z)	1	5	-	11	-	14	35318
11	8	47	4	16	2	2	1	10	(Z)	(Z)	1	(Z)	5	(Z)	3	35319
42	5	20	29	4	8	2	4	8	(Z)	(Z)	(Z)	(Z)	5	(Z)	38	3532
35	5	17	5	4	1	1	1	7	(Z)	-	-	(Z)	5	(Z)	38	35321
3	(Z)	1	1	(Z)	1	1	1	(Z)	1	(Z)	-	(Z)	(Z)	-	(Z)	35322
5	1	5	23	(Z)	5	(Z)	5	(Z)	-	(Z)	(Z)	(Z)	(Z)	-	(Z)	35329
5	(Z)	5	2	10	2	-	-	(Z)	4	2	(Z)	15	(Z)	-	8	3533
1	(Z)	1	-	(Z)	10	2	-	(Z)	4	2	(Z)	15	(Z)	-	(Z)	35331
9	4	4	5	1	1	1	6	(Z)	1	(Z)	(Z)	-	-	-	8	35339
34	12	24	59	9	14	26	23	5	(Z)	4	12	(Z)	10	5	7	35341
14	9	7	13	5	3	3	2	(Z)	(Z)	1	3	(Z)	3	(Z)	7	3536
2	2	2	2	1	2	(Z)	1	(Z)	(Z)	1	3	(Z)	3	(Z)	1	35361
12	7	5	11	4	2	2	1	-	-	(Z)	(Z)	1	1	(Z)	7	35362
42	19	51	48	5	10	11	18	2	-	2	1	1	26	-	16	3537
38	14	50	46	5	10	11	18	2	-	2	1	1	26	-	16	35371
4	5	1	2	(Z)	-	-	-	-	-	-	-	-	-	-	-	35373
249	102	221	491	59	49	9	48	2	(Z)	2	4	(Z)	28	(Z)	8	354
40	11	33	46	13	10	2	9	(Z)	-	(Z)	(Z)	-	1	(Z)	1	35412
9	9	19	42	7	4	1	2	(Z)	(Z)	(Z)	(Z)	(Z)	1	-	1	35421
145	61	50	377	33	33	7	14	(Z)	-	(Z)	1	(Z)	8	-	1	35441
19	3	89	18	2	2	(Z)	11	(Z)	(Z)	(Z)	1	(Z)	(Z)	-	3	35451
44	19	28	20	6	9	1	9	2	(Z)	1	2	(Z)	19	(Z)	2	3548
31	13	7	10	1	3	(Z)	(Z)	-	-	(Z)	-	-	9	-	1	35481
1	1	1	3	1	1	(Z)	1	(Z)	(Z)	(Z)	(Z)	(Z)	(Z)	-	1	35484
12	4	20	8	2	6	1	7	1	(Z)	1	2	(Z)	10	(Z)	1	35489
87	31	126	70	32	28	13	21	8	1	8	11	4	60	1	38	355
7	5	32	40	15	12	4	4	7	(Z)	9	(Z)	(Z)	3	1	8	3551
(Z)	(Z)	1	2	(Z)	(Z)	(Z)	1	-	-	(Z)	-	(Z)	(Z)	-	1	35512
(Z)	(Z)	(Z)	(Z)	1	(Z)	(Z)	(Z)	-	-	(Z)	-	(Z)	-	1	2	35514
1	1	(Z)	26	4	(Z)	(Z)	(Z)	(Z)	(Z)	(Z)	(Z)	(Z)	(Z)	-	1	35515
1	(Z)	1	4	(Z)	7	1	1	(Z)	-	6	(Z)	(Z)	(Z)	1	(Z)	35519
8	2	4	2	1	(Z)	(Z)	(Z)	(Z)	(Z)	(Z)	(Z)	(Z)	(Z)	(Z)	6	35522
8	1	3	2	3	3	(Z)	6	(Z)	(Z)	(Z)	(Z)	(Z)	(Z)	(Z)	(Z)	35531
10	2	7	5	4	3	(Z)	6	(Z)	(Z)	(Z)	2	(Z)	7	(Z)	1	35541
56	22	69	25	10	10	9	5	1	1	1	2	(Z)	2	(Z)	4	35552
8	3	9	3	1	1	(Z)	1	(Z)	1	(Z)	(Z)	3	39	(Z)	20	3559
1	2	2	2	1	1	(Z)	1	(Z)	-	-	(Z)	-	(Z)	-	2	35592
5	9	5	3	5	6	1	1	-	(Z)	(Z)	(Z)	(Z)	2	-	6	35594
(Z)	(Z)	-	-	-	-	(Z)	-	-	-	-	-	-	-	-	(Z)	35596
42	3	52	18	3	2	2	2	(Z)	1	1	5	1	36	(Z)	4	35599
595	121	409	250	141	57	52	45	10	6	26	40	8	70	3	49	356
65	31	65	50	89	39	15	8	8	2	13	15	4	12	3	22	3561
37	24	32	36	34	36	11	5	8	2	12	9	2	8	2	18	35611
15	5	30	9	54	1	2	2	1	(Z)	3	6	(Z)	5	1	3	35614
13	3	3	4	(Z)	2	1	(Z)	(Z)	1	(Z)	1	(Z)	1	-	1	35619
352	14	39	59	8	6	8	3	(Z)	(Z)	4	3	(Z)	1	-	3	35621
32	31	55	27	6	8	4	18	1	2	5	11	(Z)	11	(Z)	9	3564
8	14	34	10	4	2	2	13	(Z)	(Z)	1	3	(Z)	4	(Z)	1	35641
24	16	21	17	2	6	3	5	1	2	4	8	(Z)	7	(Z)	8	35642
91	26	72	102	30	17	20	11	(Z)	2	2	10	(Z)	8	-	9	3566
7	4	5	2	3	1	(Z)	(Z)	(Z)	-	-	(Z)	-	(Z)	-	2	35661
84	21	66	100	27	17	20	10	(Z)	2	2	10	(Z)	8	-	6	35669
24	4	10	6	3	(Z)	1	2	1	(Z)	3	1	1	30	(Z)	1	35671
29	13	173	14	4	2	4	3	(Z)	(Z)	1	1	2	9	(Z)	5	35691
28	8	23	16	8	9	4	11	1	1	2	2	10	8	5	5	357
1	(Z)	2	1	(Z)	(Z)	(Z)	3	(Z)	(Z)	(Z)	(Z)	(Z)	2	(Z)	1	35721
16	2	13	11	4	6	1	3	(Z)	(Z)	1	1	1	4	1	2	35731
3	2	2	1	1	1	(Z)	1	(Z)	(Z)	(Z)	(Z)	1	(Z)	-	(Z)	35741



TABLE 5. SHIPMENTS BY MANUFACTURING ESTABLISHMENTS--COMMOITIES BY STATE OF DESTINATION: 1977--CDN.

TCC CODE	COMMOITY	TONS (THUSANDS) SHIPPED BY STATE OF DESTINATION--CDN.										
		SOUTH ATLANTIC--CDN.					EAST SOUTH CENTRAL					WSC
		WEST VIR- GINIA	NORTH CARO- LINA	SOUTH CARO- LINA	GEORGIA	FLORIDA	KEN- TUCKY	TEN- NESSEE	ALA- BAMA	MISSIS- SIPPI	ARKAN- SAS	
34816	BARBED AND TWISTED WIRE. . . . .	1	(Z)	(Z)	3	27	7	6	(Z)	(Z)	(Z)	
34817	WELOED WIRE FABRIC AND MESH. . . . .	6	13	(Z)	-	50	2	5	(Z)	(Z)	15	
34819	FABRICATED WIRE PRODUCTS, NEC. . . . .	28	10	13	10	10	77	12	19	10	7	
349	MISCELLANEOUS FABRICATED METAL PRODUCTS. . . . .	108	97	204	239	208	660	144	185	97	71	
3491	METAL SHIPPING CONTAINERS. . . . .	14	7	6	35	87	364	16	18	12	26	
34912	STEEL SHIPPING PAILS, BARRELS, DRUMS, AND KEGS. . . . .	14	7	6	35	87	364	16	18	12	26	
34921	METAL SAFES AND VAULTS * . . . . .	12	2	(Z)	3	12	4	5	(Z)	1	(Z)	
34931	STEEL SPRINGS, EXC. WIRE * . . . . .	1	2	(Z)	14	3	45	4	15	1	(Z)	
3494	VALVES AND PIPE FITTINGS. . . . .	37	29	17	38	37	33	53	90	22	9	
34941	METAL VALVES FOR PIPING SYSTEMS. . . . .	4	15	1	20	27	3	15	5	1	3	
34942	METAL FITTINGS FOR PIPING SYSTEMS. . . . .	14	6	2	9	5	3	2	35	3	(Z)	
34944	FABRICATED PIPE AND PIPE FITTINGS. . . . .	19	8	13	9	4	27	36	50	17	7	
3499	FABRICATED METAL PRODUCTS, NEC. . . . .	44	67	208	171	91	102	71	65	64	30	
34992	METAL FOIL, LEAF; PRODUCTS THEREFROM; EXC. CONTAINERS. . . . .	1	15	161	33	3	11	26	8	16	13	
34994	COATED METALS AND METAL PRODUCTS. . . . .	2	42	33	124	65	59	25	17	37	4	
34996	FDIL SANITARY FOOD CONTAINERS. . . . .	(Z)	-	-	-	(Z)	(Z)	(Z)	(Z)	-	8	
34997	METAL SHIP, CDNT, EXC. PAILS, BARRELS, DRUMS, KEGS. . . . .	-	-	1	-	-	2	(Z)	(Z)	-	-	
34999	FABRICATED METAL PRODUCTS, NEC. . . . .	41	6	13	13	23	30	19	40	11	5	
35	MACHINERY, EXCEPT ELECTRICAL. . . . .	235	422	367	591	415	462	578	406	190	177	
351	ENGINES AND TURBINES. . . . .	1	23	56	30	24	44	32	6	18	3	
35112	STEAM ENG., TURBINES, TURBINE GENERATOR SETS, PARTS * . . . . .	(Z)	7	24	1	2	(Z)	1	2	(Z)	(Z)	
3519	MISCELLANEOUS INTERNAL COMBUSTION ENGINES. . . . .	(Z)	16	15	30	22	45	32	4	18	2	
35195	OUTBOARD MOTORS AND PARTS. . . . .	-	1	(Z)	12	5	(Z)	2	1	1	1	
35199	INTERNAL COMBUSTION ENGINES, NEC. . . . .	(Z)	15	15	18	18	45	30	3	18	2	
352	FARM MACHINERY AND EQUIPMENT. . . . .	3	69	35	142	38	74	99	42	76	67	
3522	FARM MACHINERY AND EQUIPMENT. . . . .	(Z)	62	12	112	19	34	64	38	57	62	
35222	WHEEL TRACTORS, PARTS, AND ATTACHMENTS. . . . .	(Z)	13	5	37	6	12	22	13	34	28	
35223	PLANTING AND FERTILIZING MACHINERY AND PARTS. . . . .	-	3	(Z)	2	3	5	1	2	2	2	
35225	HARVESTING MACHINERY AND PARTS. . . . .	(Z)	20	2	18	4	4	8	9	8	15	
35227	MACHINES FOR PREPARING CROPS FOR MARKET. . . . .	-	1	-	1	-	3	2	(Z)	-	-	
35228	BARN, BARNYARD, AND POULTRY EQUIPMENT. . . . .	(Z)	2	2	7	1	2	(Z)	5	6	8	
35229	FARM MACHINERY AND EQUIPMENT, NEC. . . . .	-	20	3	24	3	3	10	4	3	6	
35241	GARDEN TRACTORS AND LAWN AND GARDEN EQUIPMENT * . . . . .	3	20	17	25	15	43	35	5	20	4	
353	CONSTRUCTION, MINING, MATERIALS HANDLING MACH., EQUIP. . . . .	137	65	80	96	142	169	92	140	42	33	
3531	CONSTRUCTION MACHINERY AND EQUIPMENT. . . . .	57	22	50	46	108	75	46	57	15	19	
35311	CONTRACTORS OFF-HIGHWAY WHEEL AND TRACKED TRACTORS. . . . .	14	3	4	1	16	12	9	5	7	2	
35313	TRACKLAYING ATTACHMENTS AND PARTS. . . . .	4	9	6	2	2	14	2	2	1	1	
35314	POWER CRANES, DRAGLINES, SHOVELS, LOADERS, AND PARTS. . . . .	16	8	24	29	58	43	30	43	7	13	
35316	MIXERS, PAVERS, AND RELATED EQUIPMENT. . . . .	-	(Z)	-	(Z)	(Z)	(Z)	(Z)	(Z)	(Z)	-	
35318	SCRAPERS, GRADERS, ROLLERS, OFF-HWY. TRUCKS, TRAILERS. . . . .	14	1	5	8	27	6	3	7	-	2	
35319	CONSTRUCTION MACHINERY AND EQUIPMENT, NEC. . . . .	4	2	10	7	5	1	2	1	(Z)	1	
3532	MINING MACHINERY, EQUIPMENT, AND PARTS. . . . .	49	1	(Z)	1	1	44	4	5	(Z)	(Z)	
35321	UNDERGROUND MINING MACHINERY AND PARTS. . . . .	47	(Z)	(Z)	(Z)	(Z)	1	43	3	5	(Z)	
35322	CRUSHING AND PULVERIZING PLANTS AND PARTS. . . . .	(Z)	(Z)	(Z)	(Z)	(Z)	1	(Z)	(Z)	(Z)	(Z)	
35329	MINING MACHINERY, EQUIPMENT, AND PARTS, NEC. . . . .	2	1	(Z)	-	(Z)	1	(Z)	(Z)	-	(Z)	
3533	OILFIELD MACHINERY AND EQUIPMENT. . . . .	1	(Z)	(Z)	(Z)	2	2	(Z)	52	10	1	
35331	GAS AND OILFIELD DRILLING MACHINERY, EQUIP., AND PARTS. . . . .	1	(Z)	-	(Z)	1	2	(Z)	52	10	(Z)	
35339	GAS AND OILFIELD MACHINERY AND TOOLS, NEC. . . . .	(Z)	-	(Z)	(Z)	1	(Z)	(Z)	(Z)	(Z)	(Z)	
35341	ELEVATORS, MOVING STAIRWAYS, AND PARTS * . . . . .	1	1	4	1	4	(Z)	6	1	1	(Z)	
35351	CONVEYORS, CONVEYING EQUIPMENT AND PARTS * . . . . .	19	22	4	18	7	18	9	5	9	4	
3536	HOISTS AND INDUSTRIAL CRANES. . . . .	1	4	8	6	3	2	6	14	2	(Z)	
35361	HOISTS. . . . .	1	2	2	2	2	1	2	2	(Z)	(Z)	
35362	OVERHEAD TRAVELING CRANES AND MONORAIL SYSTEMS. . . . .	(Z)	3	6	4	1	1	4	12	1	(Z)	
3537	INDUSTRIAL TRUCKS AND TRACTORS. . . . .	4	11	17	16	18	15	19	9	4	5	
35371	INDUSTRIAL STACKERS, TRACTORS, AND PARTS. . . . .	4	11	15	16	18	15	19	9	4	4	
35373	INDUSTRIAL PALLETES, SKIOS, AND PLATFORMS; METAL. . . . .	-	-	2	1	-	-	-	-	(Z)	1	
354	METALWORKING MACHINERY AND EQUIPMENT. . . . .	23	35	12	29	13	38	28	59	6	15	
35412	MACHINE TOOLS, METAL CUTTING TYPES * . . . . .	(Z)	2	6	2	1	7	2	2	1	(Z)	
35421	MACHINE TOOLS, METAL FORMING TYPES * . . . . .	(Z)	(Z)	(Z)	2	1	1	8	1	(Z)	4	
35441	SPECIAL DIES AND TOOLS, DIE SETS, JIGS, AND FIXTURES * . . . . .	14	22	1	2	3	2	3	47	2	10	
35451	MACHINE TOOL ACCESSORIES AND MEASURING DEVICES * . . . . .	(Z)	1	(Z)	9	1	2	1	2	(Z)	(Z)	
3548	METALWORKING MACHINERY, EXC. MACHINE TOOLS. . . . .	9	17	3	16	8	22	8	9	2	2	
35481	ROLLING MILL MACHINERY AND EQUIPMENT. . . . .	7	(Z)	(Z)	(Z)	(Z)	5	(Z)	7	(Z)	(Z)	
35484	AUTOMOTIVE MAINTENANCE EQUIP., INCL. LIFTS AND RUNWAYS. . . . .	(Z)	(Z)	(Z)	1	(Z)	(Z)	(Z)	(Z)	(Z)	(Z)	
35489	METALWORKING MACHINERY, NEC. . . . .	1	16	3	15	7	16	8	1	2	1	
355	SPECIAL INDUSTRY MACHINERY. . . . .	9	93	110	57	45	12	21	27	21	12	
3551	FOOD PRODUCTS MACHINERY. . . . .	1	4	4	8	6	4	2	2	2	7	
35512	BAKERY MACHINERY AND EQUIPMENT. . . . .	(Z)	1	1	1	1	(Z)	(Z)	(Z)	(Z)	(Z)	
35514	FRUIT AND VEGETABLE CANNING AND PACKING MACHINERY. . . . .	(Z)	1	(Z)	(Z)	1	1	(Z)	(Z)	-	-	
35515	BOTTLING MACHINERY, EXC. DAIRY. . . . .	(Z)	(Z)	-	1	(Z)	3	(Z)	(Z)	(Z)	(Z)	
35519	FOOD PRODUCTS MACHINERY, NEC. . . . .	(Z)	1	(Z)	2	1	(Z)	1	(Z)	(Z)	(Z)	
35522	TEXTILE MACHINERY, ATTACHMENTS, AND PARTS * . . . . .	(Z)	42	60	30	(Z)	1	1	5	1	(Z)	
35531	WOODWORKING MACHINERY * . . . . .	(Z)	1	(Z)	2	4	(Z)	12	4	8	1	
35541	PAPER INDUSTRIES MACHINERY, ATTACHMENTS, AND PARTS * . . . . .	(Z)	2	1	3	1	(Z)	1	4	4	1	
35552	PRINTING TRADES MACHINERY AND EQUIPMENT * . . . . .	(Z)	2	1	1	2	(Z)	1	(Z)	1	(Z)	
3559	MISCELLANEOUS SPECIAL INDUSTRY MACHINERY. . . . .	8	42	50	13	25	6	5	12	6	5	
35591	CHEMICAL MACHINERY AND EQUIPMENT. . . . .	(Z)	5	1	(Z)	1	2	(Z)	1	(Z)	(Z)	
35592	FOUNDRY MACHINERY AND EQUIPMENT, EXC. FURNACES. . . . .	(Z)	(Z)	(Z)	1	(Z)	(Z)	1	(Z)	1	(Z)	
35594	RUBBER AND PLASTICS WORKING MACHINERY AND EQUIPMENT. . . . .	-	3	2	3	1	2	1	1	(Z)	2	
35596	COTTON GINNING MACHINERY AND EQUIPMENT. . . . .	-	33	1	2	(Z)	-	(Z)	1	4	1	
35599	SPECIAL INDUSTRY MACHINERY, NEC. . . . .	7	2	45	8	22	2	3	8	2	2	
356	GENERAL INDUSTRIAL MACHINERY AND EQUIPMENT. . . . .	53	56	32	102	35	69	31	74	8	25	
3561	INDUSTRIAL COMPRESSORS, PUMPS, AND PUMPING EQUIPMENT. . . . .	12	20	7	23	22	6	10	12	4	13	
35611	INDUSTRIAL PUMPS AND PUMPING EQUIPMENT. . . . .	7	12	4	17	17	4	5	7	3	13	
35614	AIR AND GAS COMPRESSORS AND PARTS. . . . .	6	6	3	3	4	2	4	2	1	(Z)	
35619	INDUSTRIAL PUMPS AND PARTS, NEC. . . . .	(Z)	2	(Z)	2	1	(Z)	1	3	(Z)	(Z)	
35621	BALL AND ROLLER BEARINGS AND PARTS * . . . . .	4	2	11	2	1	21	4	14	(Z)	1	
3564	EXHAUST BLDWERS, VENTILATING FANS, AND FILTERS. . . . .	17	16	6	7	12	10	9	17	1	3	
35641	INDUSTRIAL FANS AND BLOWERS. . . . .	5	5	3	4	3	3	4	6	(Z)	3	
35642	AIR PURIFICATION EQUIPMENT, WASHERS, AND FILTERS. . . . .	13	11	3	3	9	6	5	11	1	(Z)	
3566	MECHANICAL POWER TRANSMISSION EQUIPMENT. . . . .	8	10	2	10	3	26	4	15	2	2	
35661	PLAIN BEARINGS. . . . .	2	(Z)	(Z)	(Z)	-	3	(Z)	(Z)	-	-	
35669	POWER TRANSMISSION EQUIPMENT, NEC. . . . .	6	10	2	10	3	23	4	15	2	2	
35671	INDUSTRIAL PROCESS FURNACES AND OVENS * . . . . .	1	1	1	1	1	(Z)	1	4	(Z)	(Z)	
35691	GENERAL MACHINERY AND EQUIPMENT, NEC * . . . . .	9	6	4	48	3	1	4	9	1	4	
357	OFFICE, COMPUTING, AND ACCOUNTING MACHINES. . . . .	2	6	2	9	14	6	6	3	1	1	
35721	TYPEWRITERS AND PARTS * . . . . .	-	(Z)	(Z)	4	(Z)	1	(Z)	(Z)	(Z)	-	
35731	ELECTRONIC DATA PROCESSING MACHINES AND EQUIPMENT * . . . . .	(Z)	4	1	4	5	2	2	1	(Z)	(Z)	
35741	CALCULATING, ACCOUNTING MACH., INCL. CASH REGISTERS * . . . . .	(Z)	1	(Z)	(Z)	1	(Z)	(Z)	(Z)	(Z)	(Z)	

TONS (THOUSANDS) SHIPPED BY STATE OF DESTINATION--CON.

WEST SOUTH CENTRAL--CON.

MOUNTAIN

PACIFIC

TCC CODE

LOUISIANA	OKLAHOMA	TEXAS	MON-TANA	IDAHO	WYO-MING	COLO-RADO	NEW MEXICO	ARI-ZONA	UTAH	NEVADA	WASH-INGTON	OREGON	CALI-FORNIA	ALASKA	HAWAII	DESTI-NATION UNKNOWN	TCC CODE
4	7	21	1	2	-	4	-	-	-	-	-	1	-	-	-	(Z)	34816
9	61	37	(Z)	(Z)	2	25	1	1	7	-	-	3	15	-	-	1	34817
10	7	19	2	(Z)	-	3	(Z)	(Z)	4	2	8	2	16	(Z)	2	3	34819
408	144	1 289	15	42	11	116	232	48	37	24	77	96	979	3	7	87	349
46	11	163	1	(Z)	(Z)	3	(Z)	1	1	-	6	8	83	-	-	35	3491
46	11	163	1	(Z)	(Z)	3	(Z)	1	1	-	6	8	83	-	-	35	34912
1	(Z)	6	-	(Z)	(Z)	4	-	1	5	(Z)	1	1	2	-	-	1	34921
2	1	2	(Z)	(Z)	-	(Z)	(Z)	(Z)	1	(Z)	11	1	26	-	-	3	34931
151	39	526	12	5	8	69	199	8	27	4	29	23	262	1	2	17	3494
36	7	186	2	1	1	7	2	5	3	(Z)	4	15	53	(Z)	1	10	34941
32	8	131	1	1	1	48	(Z)	(Z)	10	(Z)	9	1	22	(Z)	(Z)	5	34942
84	24	208	9	4	6	14	196	3	14	3	16	7	187	(Z)	1	1	34944
136	87	536	1	38	(Z)	33	13	40	2	22	13	7	566	3	11	46	3499
10	6	87	1	(Z)	-	8	(Z)	2	1	(Z)	2	1	25	(Z)	-	21	34992
102	77	367	(Z)	(Z)	(Z)	7	13	(Z)	(Z)	-	1	(Z)	315	(Z)	2	8	34994
(Z)	-	3	(Z)	(Z)	(Z)	(Z)	-	(Z)	(Z)	(Z)	1	1	11	-	-	-	34996
-	-	(Z)	-	-	-	-	-	-	-	-	-	-	-	-	-	-	34997
24	3	66	(Z)	38	(Z)	18	(Z)	38	2	21	10	5	212	2	9	17	34999
704	257	1 865	227	63	102	178	96	161	237	42	310	232	1 775	11	7	950	35
50	12	86	3	2	6	3	3	5	2	(Z)	32	29	46	(Z)	(Z)	36	351
29	(Z)	24	(Z)	5	(Z)	5	(Z)	(Z)	(Z)	(Z)	15	(Z)	2	(Z)	(Z)	4	35112
20	13	65	3	2	1	3	3	6	2	(Z)	19	30	54	(Z)	(Z)	33	3519
3	1	6	-	2	-	(Z)	(Z)	(Z)	(Z)	-	4	(Z)	2	-	(Z)	33	35195
18	12	59	3	(Z)	1	3	3	6	2	(Z)	15	30	53	(Z)	(Z)	33	35199
59	57	192	106	28	4	27	11	14	155	2	42	41	310	(Z)	1	155	352
53	53	166	94	28	4	23	10	10	150	2	33	23	291	-	(Z)	121	3522
29	6	62	53	15	1	2	(Z)	(Z)	32	2	15	2	9	-	-	22	35222
2	3	13	(Z)	3	(Z)	3	1	(Z)	-	(Z)	1	3	13	-	-	-	35223
15	16	32	21	5	3	6	2	8	9	(Z)	14	13	79	-	-	38	35225
-	(Z)	5	(Z)	-	(Z)	(Z)	-	-	-	-	-	-	75	-	-	-	35227
(Z)	(Z)	2	(Z)	(Z)	-	4	(Z)	-	-	-	(Z)	(Z)	1	-	(Z)	-	35228
1	21	43	14	4	(Z)	5	1	2	2	(Z)	2	2	113	-	(Z)	57	35229
8	5	25	13	(Z)	-	5	(Z)	3	4	-	8	8	11	(Z)	(Z)	43	35241
371	85	845	70	16	76	62	57	71	39	20	116	82	350	7	2	240	353
217	32	274	37	10	36	31	40	35	18	12	71	57	200	2	(Z)	204	3531
29	15	32	2	-	1	2	8	8	9	2	29	26	40	2	-	19	35311
32	5	16	(Z)	4	4	1	3	1	(Z)	(Z)	4	4	21	-	(Z)	63	35313
57	3	186	33	4	30	5	21	11	7	4	17	15	99	(Z)	-	12	35314
(Z)	-	(Z)	-	-	-	(Z)	(Z)	(Z)	(Z)	(Z)	(Z)	-	(Z)	-	-	6	35316
47	(Z)	24	1	1	1	17	2	9	(Z)	3	8	7	11	-	-	86	35318
52	6	16	2	2	(Z)	6	6	6	(Z)	4	12	5	28	(Z)	(Z)	18	35319
1	(Z)	20	1	(Z)	1	4	1	1	2	(Z)	6	1	7	(Z)	(Z)	7	3532
1	(Z)	11	1	(Z)	1	1	1	(Z)	2	(Z)	(Z)	1	6	(Z)	(Z)	5	35321
(Z)	(Z)	1	(Z)	(Z)	(Z)	(Z)	(Z)	1	(Z)	(Z)	6	(Z)	1	-	(Z)	35322	
(Z)	(Z)	7	(Z)	(Z)	(Z)	(Z)	(Z)	15	(Z)	3	-	-	(Z)	-	-	1	35329
110	37	421	31	(Z)	28	4	15	(Z)	1	1	7	(Z)	38	4	(Z)	3	3533
81	29	333	25	(Z)	25	4	14	(Z)	1	1	7	(Z)	33	2	(Z)	3	35331
29	8	87	6	-	4	(Z)	2	(Z)	2	-	(Z)	-	6	-	-	(Z)	35339
6	7	16	1	1	(Z)	1	1	1	1	6	4	(Z)	7	2	2	(Z)	35341
6	(Z)	23	1	3	16	(Z)	4	(Z)	1	5	2	32	2	-	-	34	35351
3	(Z)	6	1	1	(Z)	7	(Z)	22	4	-	9	3	24	1	(Z)	2	3536
4	(Z)	26	-	2	(Z)	6	(Z)	3	2	-	9	2	14	1	(Z)	1	35361
27	7	52	2	1	9	2	1	7	11	(Z)	22	17	51	-	(Z)	3	3537
23	7	39	2	1	9	2	(Z)	7	11	(Z)	22	17	51	-	(Z)	1	35371
4	-	14	-	-	-	(Z)	(Z)	-	-	-	-	-	(Z)	-	-	1	35373
4	10	54	2	1	(Z)	19	1	5	3	1	8	22	161	1	1	125	354
(Z)	6	9	1	(Z)	-	(Z)	(Z)	1	(Z)	-	1	4	21	(Z)	(Z)	1	35412
(Z)	2	6	(Z)	(Z)	(Z)	(Z)	(Z)	(Z)	(Z)	-	3	(Z)	10	(Z)	(Z)	12	35421
1	(Z)	9	(Z)	(Z)	-	7	(Z)	(Z)	(Z)	(Z)	1	14	94	-	-	109	35441
(Z)	(Z)	3	1	(Z)	-	1	(Z)	(Z)	(Z)	(Z)	(Z)	(Z)	14	-	1	2	35451
2	1	24	(Z)	(Z)	(Z)	8	1	3	2	(Z)	2	2	23	1	(Z)	3	3548
(Z)	(Z)	7	(Z)	-	-	6	-	(Z)	2	-	1	(Z)	5	-	-	1	35481
(Z)	1	5	-	(Z)	(Z)	1	(Z)	(Z)	(Z)	(Z)	(Z)	1	1	(Z)	(Z)	1	35484
1	1	12	(Z)	(Z)	(Z)	1	(Z)	3	(Z)	(Z)	2	2	17	(Z)	(Z)	1	35489
65	16	61	4	1	2	5	3	8	1	2	31	13	83	(Z)	(Z)	18	355
10	10	7	(Z)	(Z)	(Z)	1	1	5	(Z)	1	7	3	28	-	(Z)	7	3551
(Z)	(Z)	1	(Z)	-	-	(Z)	-	2	-	-	(Z)	1	3	-	(Z)	(Z)	35512
-	-	(Z)	-	(Z)	-	-	-	-	(Z)	-	(Z)	(Z)	1	-	-	(Z)	35514
(Z)	(Z)	1	-	(Z)	(Z)	(Z)	-	(Z)	-	(Z)	1	(Z)	1	-	-	-	35515
9	4	2	(Z)	(Z)	-	(Z)	(Z)	(Z)	(Z)	1	(Z)	(Z)	3	-	(Z)	5	35519
(Z)	(Z)	8	-	-	-	(Z)	-	(Z)	-	(Z)	(Z)	1	1	-	-	1	35522
5	1	3	(Z)	(Z)	(Z)	(Z)	(Z)	(Z)	(Z)	(Z)	11	7	11	-	(Z)	3	35531
3	(Z)	2	(Z)	(Z)	(Z)	(Z)	(Z)	(Z)	(Z)	(Z)	2	2	5	(Z)	(Z)	1	35541
2	1	3	(Z)	(Z)	(Z)	(Z)	(Z)	1	(Z)	(Z)	(Z)	(Z)	6	(Z)	-	1	35552
42	11	39	3	(Z)	1	3	2	2	1	1	10	1	32	(Z)	(Z)	5	3559
(Z)	(Z)	5	1	(Z)	(Z)	-	-	(Z)	-	(Z)	1	6	-	-	-	(Z)	35591
(Z)	(Z)	1	-	-	-	(Z)	-	(Z)	-	(Z)	-	6	-	-	-	(Z)	35592
(Z)	(Z)	6	(Z)	(Z)	-	(Z)	-	(Z)	-	(Z)	(Z)	2	-	-	-	(Z)	35594
8	1	5	-	-	-	-	1	1	-	-	-	-	5	-	-	-	35596
31	9	13	2	(Z)	1	1	1	1	1	(Z)	3	1	21	(Z)	(Z)	4	35599
55	47	279	4	5	8	30	9	26	17	2	31	20	234	2	1	165	356
38	22	129	3	1	4	17	6	5	6	(Z)	16	8	116	2	(Z)	63	3561
24	8	84	1	1	3	8	5	5	4	(Z)	12	7	94	1	(Z)	5	35611
14	12	44	1	1	1	9	1	(Z)	2	(Z)	4	1	16	(Z)	(Z)	1	35614
(Z)	2	2	(Z)	(Z)	(Z)	(Z)	(Z)	(Z)	(Z)	(Z)	(Z)	(Z)	6	(Z)	-	57	35619
1	3	8	(Z)	1	(Z)	1	(Z)	(Z)	(Z)	(Z)	4	3	7	-	(Z)	(Z)	35621
11	13	65	(Z)	(Z)	4	2	2	14	1	1	4	1	49	(Z)	(Z)	16	3564
2	6	9	(Z)	(Z)	(Z)	1	2	1	1	1	1	1	19	(Z)	(Z)	1	35641
9	7	55	(Z)	(Z)	4	(Z)	1	13	(Z)	(Z)	3	1	30	(Z)	(Z)	16	35642
3	15	48	1	3	(Z)	9	1	1	1	(Z)	5	2	40	(Z)	(Z)	81	3566
(Z)	(Z)	6	1	(Z)	-	(Z)	(Z)	-	(Z)	-	1	(Z)	8	-	-	4	35661
3	15	42	(Z)	3	(Z)	9	1	1	1	(Z)	4	2	32	(Z)	(Z)	77	35669
2	(Z)	13	(Z)	(Z)	(Z)	(Z)	(Z)	(Z)	(Z)	1	(Z)	7	-	(Z)	(Z)	3	35671
6	1	13	(Z)	(Z)	(Z)	1	(Z)	7	4	(Z)	2	4	21	(Z)	(Z)	7	35691
4	8	37	(Z)	1	(Z)	8	2	5	2	-	1	14	1	65	(Z)	2	357
(Z)	(Z)	10	(Z)	(Z)	-	(Z)	(Z)	2	-	-	2	-	7	(Z)	(Z)	(Z)	35721
1	6	13	(Z)	1	(Z)	5	(Z)	3	1	1	3	(Z)	44	(Z)	1	3	35731
(Z)	(Z)	2	(Z)	-	(Z)	(Z)	1	(Z)	(Z)	(Z)	(Z)	(Z)	3	-	(Z)	2	35741



TABLE 5. SHIPMENTS BY MANUFACTURING ESTABLISHMENTS--COMMODITIES BY STATE OF DESTINATION: 1977--CON.

TCC CODE	COMMODITY	TOTAL TONS SHIPPED (THOU- SANDS)	NEW ENGLAND							MIDDLE ATLANTIC		
			MAINE	NEW HAMP- SHIRE	VER- MONT	MASSA- CHU- SETTS	RHODE ISLAND	CON- NECT- ICUT	NEW YORK	NEW JERSEY	PENN- SYL- VANIA	
35761	SCALES AND BALANCES, EXC. LABORATORY *	51	(Z)	(Z)	(Z)	1	(Z)	1	6	3	1	
3579	MISCELLANEOUS OFFICE MACHINES	112	2	(Z)	(Z)	2	1	7	14	2	2	
35791	ADDRESSING, DUPLICATING, AND DICTATING MACHINES	24	(Z)	(Z)	-	2	1	3	2	1	(Z)	
35799	OFFICE MACHINES, NEC	88	1	(Z)	(Z)	1	1	4	13	2	2	
358	REFRIGERATION AND SERVICE INDUSTRY MACHINES	2 916	4	5	2	25	3	28	144	99	60	
35811	AUTOMATIC MERCHANDISING MACHINES (COIN-OPERATED) *	89	(Z)	(Z)	(Z)	-	-	(Z)	6	4	1	
3582	COMMERCIAL LAUNDRY, DRY CLEANING, PRESSING MACHINES	39	(Z)	(Z)	-	1	(Z)	(Z)	2	1	2	
35821	COMMERCIAL LAUNDRY EQUIPMENT	34	(Z)	(Z)	-	(Z)	(Z)	(Z)	1	1	2	
35822	COMMERCIAL DRY CLEANING EQUIPMENT	5	(Z)	-	-	(Z)	-	-	2	(Z)	(Z)	
3585	REFRIGERATION MACHINERY AND COMPLETE AIR COND. UNITS	2 388	3	4	2	19	2	27	121	78	40	
35851	HEAT TRANSFER EQUIPMENT	556	2	1	-	5	-	12	12	16	2	
35853	COMMERCIAL REFRIGERATION EQUIPMENT	324	1	(Z)	2	2	(Z)	2	29	11	13	
35854	COMPRESSORS, ALL REFRIGERANTS	444	-	(Z)	-	7	-	8	29	23	5	
35855	CONDENSING UNITS, ALL REFRIGERANTS	99	(Z)	-	-	(Z)	(Z)	4	2	11	4	
35856	ICE MAKING MACHINERY AND EQUIPMENT	10	-	-	-	-	-	(Z)	-	-	-	
35857	AIR CONDITIONING, COOLING, AND DEHUMIDIFYING EQUIPMENT	921	(Z)	3	-	5	2	2	49	17	14	
35859	REFRIGERATION MACHINERY, NEC	34	-	-	-	(Z)	-	(Z)	(Z)	(Z)	2	
3589	MISCELLANEOUS SERVICE INDUSTRY MACHINES	378	(Z)	(Z)	(Z)	6	1	1	13	16	16	
35891	COMMERCIAL COOKING EQUIPMENT	61	-	(Z)	-	1	(Z)	(Z)	3	5	3	
35892	COMMERCIAL AND INDUSTRIAL VACUUM CLEANERS AND PARTS	61	-	-	(Z)	2	(Z)	(Z)	7	10	2	
35899	SERVICE INDUSTRY MACHINES, NEC	255	(Z)	(Z)	(Z)	4	(Z)	1	3	1	11	
359	MISCELLANEOUS MACHINERY AND PARTS	1 808	(Z)	(Z)	(Z)	3	13	4	45	12	180	
3592	CARBURETORS, PISTONS, RINGS, VALVES	188	(Z)	(Z)	(Z)	(Z)	-	(Z)	7	1	4	
35921	CARBURETORS, PISTONS, AND PISTON RINGS	157	(Z)	(Z)	(Z)	(Z)	-	(Z)	3	1	1	
3599	MISCELLANEOUS MACHINERY AND PARTS	1 650	1	(Z)	(Z)	5	13	4	37	11	181	
35993	FLEXIBLE METAL HOSE AND TUBING	12	-	-	-	(Z)	-	(Z)	(Z)	(Z)	(Z)	
35999	MACHINERY AND PARTS, NEC	1 639	1	(Z)	(Z)	5	13	4	36	11	181	
36	ELECTRICAL MACHINERY, EQUIPMENT, AND SUPPLIES	16 273	29	25	27	199	30	118	822	525	697	
361	ELECTRICAL TRANSMISSION EQUIPMENT	1 488	2	3	5	52	2	23	48	7	68	
3611	ELECTRICAL MEASURING INSTRUMENTS	96	(Z)	(Z)	(Z)	2	(Z)	2	4	2	4	
36111	ELECTRICAL METERS AND PARTS: WATT-HOUR, DEMAND, ETC.	21	(Z)	(Z)	(Z)	(Z)	-	(Z)	2	(Z)	2	
36112	TEST EQUIPMENT FOR TESTING ELECTRICAL CIRCUITS	63	(Z)	(Z)	(Z)	1	(Z)	2	2	2	2	
36113	INDICATING, RECORDING, AND MEASURING INSTRUMENTS	112	(Z)	-	(Z)	1	(Z)	(Z)	(Z)	(Z)	(Z)	
3612	POWER AND DISTRIBUTION TRANSFORMERS	948	2	1	5	46	1	8	21	49	48	
36121	TRANSFORMERS, FLUORESCENT BALLASTS, AND PARTS	576	(Z)	(Z)	4	43	(Z)	6	6	38	30	
36129	POWER AND DISTRIBUTION TRANSFORMERS, NEC	346	2	1	2	1	2	11	9	14	14	
3613	SWITCHGEAR AND SWITCHBOARD APPARATUS	482	1	2	(Z)	3	1	12	20	18	19	
36131	SWITCHGEAR AND SWITCHBOARD APPARATUS	351	1	1	(Z)	2	1	4	7	12	9	
36132	CIRCUIT BREAKERS, FUSES, AND FUSE EQUIPMENT	131	(Z)	1	(Z)	1	(Z)	9	12	5	10	
362	ELECTRICAL INDUSTRIAL APPARATUS	2 977	3	9	2	15	7	23	167	64	160	
3621	MOTORS AND GENERATORS	1 407	2	1	1	8	1	7	55	24	60	
36211	MOTORS	813	1	(Z)	-	6	1	6	31	12	15	
36214	PRIME MOVER GENERATOR SETS	110	(Z)	1	1	1	-	-	1	1	5	
36215	MOTOR GENERATOR SETS, ELECTRIC	125	(Z)	(Z)	-	(Z)	(Z)	(Z)	5	(Z)	33	
36216	PARTS, SUPPLIES FOR MOTORS, GENERATORS, GENERATOR SETS	125	(Z)	(Z)	(Z)	(Z)	(Z)	(Z)	8	1	5	
36221	INDUSTRIAL CONTROLS AND PARTS *	246	(Z)	(Z)	(Z)	1	(Z)	13	11	4	9	
3623	WELDING APPARATUS	507	(Z)	2	(Z)	1	2	5	43	3	38	
36231	ARC AND RESISTANCE WELDING MACHINES AND ACCESSORIES	151	(Z)	(Z)	(Z)	(Z)	(Z)	4	19	1	21	
36232	ARC WELDING ELECTRODES	356	(Z)	2	-	1	2	(Z)	24	2	18	
36241	CARBON AND GRAPHITE PRODUCTS, ELECTRICAL APPLICATION *	709	-	(Z)	(Z)	1	(Z)	(Z)	56	26	31	
3629	MISCELLANEOUS ELECTRICAL INDUSTRIAL APPARATUS	103	(Z)	1	(Z)	3	(Z)	(Z)	6	4	11	
36291	CAPACITORS FOR INDUSTRIAL USE (EXCEPT ELECTRONIC)	25	-	(Z)	-	(Z)	-	(Z)	2	2	1	
36292	RECTIFYING APPARATUS AND PARTS	31	(Z)	(Z)	-	2	-	(Z)	2	2	3	
36299	ELECTRICAL INDUSTRIAL APPARATUS, NEC	47	(Z)	(Z)	(Z)	1	(Z)	(Z)	2	(Z)	8	
363	HOUSEHOLD APPLIANCES	4 136	7	2	3	43	9	15	99	91	118	
36311	HOUSEHOLD RANGES, OVENS, AND PARTS, ALL TYPES *	2 677	3	(Z)	2	6	1	2	14	20	23	
36321	HOUSEHOLD REFRIGERATORS AND FREEZERS, ALL TYPES *	976	(Z)	(Z)	1	5	3	3	18	15	37	
3633	HOUSEHOLD LAUNDRY EQUIPMENT	1 005	2	1	-	14	(Z)	3	17	15	18	
36331	HOUSEHOLD WASHING MACHINES, DRYERS, AND PARTS	910	2	1	-	14	(Z)	3	15	15	17	
36332	OTHER HOUSEHOLD LAUNDRY EQUIPMENT AND PARTS	95	-	-	-	-	-	(Z)	2	-	1	
3634	ELECTRIC HOUSEWARES AND FANS	564	1	(Z)	(Z)	6	(Z)	2	9	17	15	
36341	ELECTRIC FANS	75	-	(Z)	(Z)	1	(Z)	1	1	4	1	
36343	SMALL ELECTRIC COOKING AND HEATING APPLIANCES	259	1	(Z)	(Z)	2	(Z)	(Z)	3	7	6	
36346	SMALL HOUSEHOLD ELECT. APPLIANCES, ATTACHMENTS, PARTS	83	(Z)	-	(Z)	1	(Z)	(Z)	2	2	3	
36347	PERSONAL ELECTRIC APPLIANCES AND PARTS	46	(Z)	-	-	1	(Z)	(Z)	1	2	1	
36349	ELECTRIC HOUSEWARES, NEC	101	-	(Z)	(Z)	1	(Z)	(Z)	3	3	5	
36351	HOUSEHOLD VACUUM CLEANERS AND PARTS *	151	1	-	(Z)	4	(Z)	5	6	8	4	
36361	SEWING MACHINES AND PARTS *	18	(Z)	(Z)	(Z)	(Z)	(Z)	(Z)	5	2	(Z)	
3639	MISCELLANEOUS HOUSEHOLD APPLIANCES	747	(Z)	1	1	8	5	1	36	14	29	
36392	WATER HEATERS, ALL TYPES	461	(Z)	1	1	4	5	(Z)	26	11	24	
36393	HOUSEHOLD DISHWASHING MACHINES	227	(Z)	(Z)	-	4	-	(Z)	3	3	3	
36399	HOUSEHOLD APPLIANCES, NEC	59	(Z)	(Z)	-	(Z)	-	(Z)	6	1	1	
364	ELECTRIC LIGHTING AND WIRING EQUIPMENT	2 345	8	4	4	26	8	12	123	130	141	
36411	ELECTRIC LAMPS (BULBS ONLY) *	309	(Z)	1	(Z)	4	(Z)	1	11	37	34	
3642	LIGHTING FIXTURES	1 017	3	2	1	12	4	7	56	44	47	
36421	ELECTRIC FIXTURES, RESIDENTIAL, COMMERCIAL, INDUSTRIAL	654	1	2	1	11	4	6	46	31	40	
36424	VEHICULAR LIGHTING EQUIPMENT, ELECTRICAL	141	1	-	(Z)	(Z)	(Z)	-	2	5	1	
36425	OUTDOOR LIGHTING EQUIPMENT, ALL TYPES	160	(Z)	(Z)	-	1	-	(Z)	5	4	4	
36429	LIGHTING FIXTURES AND PARTS, NEC	63	-	(Z)	(Z)	(Z)	(Z)	(Z)	2	2	2	
3643	CURRENT-CARRYING WIRING DEVICES	268	1	1	(Z)	2	2	2	17	9	17	
36432	CONVENIENCE AND POWER OUTLETS AND SOCKETS	65	(Z)	(Z)	(Z)	(Z)	(Z)	(Z)	3	2	4	
36433	SWITCHES	35	-	1	-	(Z)	(Z)	(Z)	2	1	1	
36434	LIGHTNING RODS	5	-	-	-	-	-	-	(Z)	-	(Z)	
36439	CURRENT-CARRYING WIRING DEVICES, NEC	159	1	(Z)	(Z)	2	2	1	12	6	12	
3644	NONCURRENT-CARRYING WIRING DEVICES	768	5	1	3	11	1	2	35	30	57	
36441	POLE LINE AND TRANSMISSION HARDWARE	199	2	1	(Z)	(Z)	-	(Z)	16	1	34	
36442	ELECTRIC CONDUIT AND FITTINGS, INCL. FLEXIBLE CONDUIT	334	3	(Z)	3	2	1	1	15	12	10	
36449	NONCURRENT-CARRYING WIRING DEVICES, NEC	236	(Z)	(Z)	(Z)	9	(Z)	(Z)	4	18	13	
365	RADIO AND TELEVISION RECEIVING SETS	1 057	4	1	5	15	1	9	62	54	44	
3651	RADIO AND TELEVISION RECEIVING SETS	869	4	(Z)	5	13	1	8	44	30	40	
36511	HOUSEHOLD AND AUTOMOTIVE RADIOS AND PHONOGRAPHS	322	1	(Z)	2	4	1	1	8	3	16	
36512	HOUSEHOLD TELEVISION RECEIVERS AND COMBINATIONS	547	3	-	3	9	-	7	36	27	24	
36521	PHONOGRAPH RECORDS, RECORD BLANKS, PRERECORDED TAPES *	208	(Z)	(Z)	-	2	(Z)	1	16	21	7	
366	COMMUNICATION EQUIPMENT	810	1	3	2	15	1	3	79	26	21	
3661	TELEPHONE AND TELEGRAPH EQUIPMENT	412	1	(Z)	(Z)	5	(Z)	(Z)	42	16	4	
36611	TELEPHONE SWITCHING EQUIPMENT	187	(Z)	(Z)	(Z)	2	(Z)	(Z)	22	13	2	
36612	TELEPHONE AND TELEGRAPH EQUIPMENT	225	(Z)	(Z)	(Z)	3	-	(Z)	20	3	1	
36621	RADIO AND TV COMMUNICATION EQUIPMENT *	382	(Z)	2	2	9	1	3	35	10	18	
367	ELECTRONIC COMPONENTS AND ACCESSORIES	802	3	2	1	12	1	12	102	35	54	



TONS (THOUSANDS) SHIPPED BY STATE OF DESTINATION--CON.

EAST NORTH CENTRAL					WEST NORTH CENTRAL						SOUTH ATLANTIC				TCC CODE	
OHIO	INDIANA	ILLI-NOIS	MICH-IGAN	WISCON-SIN	MINNE-SOTA	IOWA	MISSOU-RI	NORTH DAKOTA	SOUTH DAKOTA	NEBRAS-KA	KANSAS	DELA-WARE	MARY-LAND	DISTRICT OF COLUMBIA	VIRGIN-IA	TCC CODE
5	2	2	1	2	1	(Z)	1	(Z)	(Z)	(Z)	(Z)	(Z)	(Z)	(Z)	(Z)	35761
4	2	4	3	1	1	2	3	1	(Z)	(Z)	(Z)	8	(Z)	(Z)	4	1 3579
(Z)	(Z)	1	(Z)	(Z)	(Z)	(Z)	(Z)	(Z)	-	(Z)	(Z)	(Z)	(Z)	(Z)	(Z)	1 35791
3	2	4	2	1	1	1	2	1	(Z)	(Z)	(Z)	8	(Z)	(Z)	4	1 35799
171	100	117	352	43	65	39	113	9	2	15	39	6	55	2	2	47 358
1	2	3	2	1	4	1	10	(Z)	(Z)	3	(Z)	(Z)	(Z)	-	5	5 35811
2	(Z)	2	3	(Z)	1	1	(Z)	(Z)	-	(Z)	(Z)	(Z)	1	-	2	2 3582
2	(Z)	2	3	(Z)	1	1	(Z)	(Z)	-	(Z)	(Z)	(Z)	-	1	-	2 35821
(Z)	(Z)	(Z)	(Z)	(Z)	(Z)	(Z)	(Z)	-	(Z)	(Z)	(Z)	(Z)	(Z)	-	(Z)	2 35822
155	84	94	323	32	48	25	96	7	2	7	28	6	51	2	31	3 3585
32	4	117	9	8	(Z)	27	3	(Z)	1	6	4	7	7	1	3	3 35851
13	36	15	10	12	13	4	10	2	(Z)	(Z)	2	(Z)	5	(Z)	4	4 35853
45	13	43	104	2	9	15	30	-	-	(Z)	14	1	16	(Z)	(Z)	2 35854
5	8	-	(Z)	(Z)	(Z)	(Z)	5	4	-	-	-	-	2	-	3	3 35855
-	20	15	85	9	10	5	23	(Z)	1	6	6	(Z)	17	(Z)	(Z)	- 35856
59	3	1	1	(Z)	3	-	1	3	-	(Z)	1	6	(Z)	5	(Z)	21 35857
13	8	19	24	7	11	13	5	2	(Z)	(Z)	10	(Z)	4	(Z)	(Z)	2 35859
2	1	3	2	1	3	2	1	(Z)	(Z)	(Z)	1	(Z)	1	(Z)	6	6 3589
2	(Z)	7	2	2	5	5	(Z)	(Z)	(Z)	(Z)	8	(Z)	2	(Z)	2	2 35891
9	6	9	20	4	2	10	4	2	(Z)	1	3	(Z)	2	(Z)	3	1 35892
214	96	119	166	47	29	31	105	2	(Z)	(Z)	6	4	16	1	20	3 35899
28	8	8	70	13	(Z)	1	8	(Z)	(Z)	(Z)	2	4	4	-	1	20 359
26	7	7	53	12	(Z)	1	8	(Z)	(Z)	(Z)	2	4	4	-	1	1 3592
208	74	115	100	31	36	30	95	2	(Z)	(Z)	4	2	10	1	18	3 35921
2	(Z)	(Z)	3	(Z)	(Z)	(Z)	(Z)	-	-	-	4	2	10	-	2	18 3599
206	74	115	97	31	36	30	95	2	(Z)	(Z)	4	2	10	1	16	2 35993
1 312	489	1 134	1 022	315	405	167	631	28	33	105	202	24	359	31	321	36
77	30	121	39	48	22	14	36	7	3	16	9	2	18	8	33	361
3	2	11	3	25	1	(Z)	2	(Z)	(Z)	(Z)	(Z)	(Z)	1	(Z)	1	1 3611
(Z)	1	8	(Z)	(Z)	(Z)	(Z)	(Z)	(Z)	(Z)	(Z)	(Z)	(Z)	(Z)	-	(Z)	36111
2	1	2	2	25	1	(Z)	1	(Z)	(Z)	(Z)	(Z)	(Z)	1	(Z)	(Z)	2 36112
1	(Z)	1	1	(Z)	(Z)	(Z)	1	-	(Z)	(Z)	(Z)	(Z)	1	(Z)	(Z)	1 36113
54	18	92	19	14	16	16	41	5	2	10	16	1	12	4	23	3612
41	11	79	5	2	3	13	30	1	(Z)	5	15	(Z)	7	(Z)	11	23 36121
12	7	12	14	12	12	3	10	3	2	5	1	1	5	4	12	23 36129
18	7	17	16	8	5	5	5	2	(Z)	8	2	1	4	5	9	12 3613
10	5	3	8	5	3	4	4	1	(Z)	1	1	1	3	4	7	12 36131
289	114	219	181	73	56	38	166	3	6	22	14	2	69	2	106	7 36132
164	93	264	119	32	33	11	88	3	(Z)	18	9	(Z)	17	(Z)	22	362
111	81	54	99	27	12	11	61	3	(Z)	17	1	(Z)	3	(Z)	11	22 3621
1	2	34	2	11	(Z)	(Z)	(Z)	(Z)	(Z)	1	-	-	7	-	(Z)	11 36214
26	(Z)	1	2	1	1	(Z)	(Z)	(Z)	(Z)	-	(Z)	-	6	-	(Z)	11 36215
15	5	9	6	1	6	(Z)	22	(Z)	-	(Z)	7	(Z)	2	-	11	11 36216
13	5	13	7	24	2	4	5	(Z)	5	1	(Z)	(Z)	2	2	4	11 36221
44	6	30	23	9	4	21	18	(Z)	(Z)	3	1	2	35	(Z)	65	11 36223
33	3	6	13	3	2	2	3	(Z)	(Z)	2	1	2	1	(Z)	2	6 36231
10	3	24	10	6	3	15	15	-	-	(Z)	(Z)	2	34	-	63	2 36232
49	4	31	24	3	1	3	37	-	-	(Z)	(Z)	(Z)	11	(Z)	5	63 36241
10	5	4	3	2	3	3	1	(Z)	(Z)	1	5	(Z)	1	(Z)	2	5 36241
3	2	(Z)	(Z)	-	(Z)	1	(Z)	-	-	4	-	4	1	(Z)	2	2 3629
2	2	2	2	2	1	1	1	-	(Z)	(Z)	(Z)	(Z)	(Z)	-	(Z)	1 36291
5	1	2	1	1	2	1	(Z)	(Z)	-	(Z)	1	(Z)	(Z)	(Z)	1	1 36292
523	91	266	180	44	91	30	139	6	6	16	42	1	148	(Z)	5	55 36299
84	12	41	16	7	15	5	16	1	1	3	(Z)	(Z)	41	(Z)	9	5 36311
84	48	95	68	5	31	3	19	-	2	4	14	(Z)	23	(Z)	14	9 36312
279	7	34	31	5	15	3	33	3	(Z)	4	16	-	5	2	2	14 36321
242	6	30	27	5	15	3	33	3	(Z)	4	15	-	5	2	6	6 3633
36	(Z)	4	4	(Z)	(Z)	(Z)	(Z)	-	-	1	-	-	(Z)	-	2	4 36332
31	8	58	15	11	4	5	61	(Z)	(Z)	3	8	1	62	1	7	7 3634
8	3	3	4	(Z)	1	(Z)	(Z)	-	(Z)	(Z)	2	(Z)	1	-	3	3 36341
14	2	23	6	10	3	4	23	(Z)	(Z)	1	3	(Z)	38	1	2	2 36343
3	1	5	1	(Z)	(Z)	(Z)	1	(Z)	-	1	1	(Z)	5	-	1	1 36346
3	1	12	2	(Z)	(Z)	(Z)	(Z)	-	(Z)	(Z)	1	(Z)	9	-	(Z)	2 36347
2	2	15	2	(Z)	(Z)	1	36	(Z)	(Z)	1	1	(Z)	9	-	1	1 36349
15	4	7	10	(Z)	9	1	(Z)	(Z)	(Z)	(Z)	(Z)	3	(Z)	(Z)	1	1 36351
(Z)	(Z)	1	(Z)	(Z)	(Z)	(Z)	(Z)	-	-	-	-	(Z)	(Z)	-	(Z)	1 36361
44	5	41	37	22	16	19	25	2	3	(Z)	2	-	15	(Z)	17	3 3639
25	3	32	15	16	10	18	19	(Z)	3	-	2	-	9	(Z)	16	3 36392
11	2	4	20	1	4	(Z)	5	1	-	(Z)	(Z)	-	4	-	1	1 36393
8	(Z)	5	2	4	2	(Z)	1	1	-	(Z)	(Z)	-	2	(Z)	(Z)	1 36399
194	46	142	163	33	69	32	57	8	12	11	34	7	31	7	38	364
40	2	20	13	2	3	(Z)	18	(Z)	(Z)	(Z)	5	1	6	-	5	5 36411
92	17	44	65	13	19	9	19	5	5	3	13	4	13	4	14	3642
50	14	33	20	6	15	7	10	4	5	3	2	1	3	4	11	36421
23	2	4	42	6	(Z)	1	7	(Z)	-	(Z)	5	2	1	-	1	1 36424
4	1	5	1	1	4	1	1	-	(Z)	(Z)	5	2	1	3	-	1 36425
16	(Z)	1	2	(Z)	(Z)	1	1	-	(Z)	(Z)	1	1	3	-	1	1 36429
39	15	11	8	4	30	10	4	(Z)	1	(Z)	5	(Z)	6	(Z)	3	3643
4	3	3	3	1	21	1	1	(Z)	-	-	1	1	2	2	1	1 36432
3	1	2	1	1	1	1	(Z)	1	-	(Z)	(Z)	(Z)	1	(Z)	1	1 36433
(Z)	(Z)	-	(Z)	(Z)	-	(Z)	1	-	(Z)	(Z)	(Z)	-	-	1	(Z)	1 36434
31	10	5	4	2	7	9	1	(Z)	(Z)	(Z)	1	(Z)	1	(Z)	2	2 36439
43	13	73	77	14	18	11	13	2	5	8	1	1	12	(Z)	1	2 36444
16	1	7	2	2	3	3	4	1	2	5	9	1	3	2	15	36442
10	6	44	47	9	9	4	4	1	3	3	4	(Z)	6	2	2	17 36449
17	5	21	28	3	7	4	5	(Z)	(Z)	(Z)	1	(Z)	2	(Z)	1	1 36455
51	37	83	64	10	33	11	33	1	1	8	18	(Z)	23	5	15	365
46	32	57	66	10	26	11	33	2	1	9	19	(Z)	23	(Z)	13	3651
13	10	21	40	4	12	5	18	1	(Z)	5	8	(Z)	6	-	3	36511
34	21	35	27	6	14	6	14	(Z)	(Z)	4	10	-	17	(Z)	10	36512
8	6	19	1	(Z)	6	1	3	-	(Z)	(Z)	(Z)	(Z)	1	3	2	36521
38	22	85	34	8	16	12	6	(Z)	2	4	39	1	10	1	18	366
12	3	35	19	1	2	9	3	(Z)	(Z)	2	37	(Z)	4	(Z)	5	3661
7	1	14	4	1	1	2	2	(Z)	(Z)	2	13	(Z)	2	(Z)	2	2 36611
5	2	21	15	(Z)	1	8	1	(Z)	(Z)	(Z)	24	(Z)	2	(Z)	2	2 36612
26	19	49	15	7	14	3	3	(Z)	1	1	2	1	4	1	12	36621
18	61	104	15	5	68	6	29	(Z)	(Z)	1	1	1	13	(Z)	23	367

TABLE 5. SHIPMENTS BY MANUFACTURING ESTABLISHMENTS--COMMODITIES BY STATE OF DESTINATION: 1977--CON.

TCC CODE	COMMODITY	TONS (THOUSANDS) SHIPPED BY STATE OF DESTINATION--CON.										
		SOUTH ATLANTIC--CON.					EAST SOUTH CENTRAL					WSC
		WEST VIR- GINIA	NORTH CARO- LINA	SOUTH CARO- LINA	GEORGIA	FLORIDA	KEN- TUCKY	TEN- NESSEE	ALA- BAMA	MISSIS- SIPPI	ARKAN- SAS	
35761	SCALES AND BALANCES, EXC. LABORATORY *	1	(Z)	1	1	1	1	(Z)	1	(Z)		
3579	HISCELLANEOUS OFFICE MACHINES.	(Z)	1	(Z)	1	6	3	2	1	(Z)		
35791	ADDRESSING, DUPLICATING, AND DICTATING MACHINES.	(Z)	(Z)	(Z)	1	3	1	1	(Z)	(Z)		
35799	OFFICE MACHINES, NEC	(Z)	1	(Z)	1	4	2	1	1	(Z)		
358	REFRIGERATION AND SERVICE INDUSTRY MACHINES.	7	59	30	77	101	45	234	34	15		
35811	AUTOMATIC MERCHANDISING MACHINES (COIN-OPERATED) *	1	3	5	7	6	1	3	3	(Z)		
3582	COMMERCIAL LAUNDRY, DRY CLEANING, PRESSING MACHINES.	(Z)	1	1	3	3	(Z)	1	1	(Z)		
35821	COMMERCIAL LAUNDRY EQUIPMENT	-	1	(Z)	3	3	(Z)	1	-	-		
35822	COMMERCIAL DRY CLEANING EQUIPMENT	-	(Z)	(Z)	(Z)	(Z)	-	(Z)	(Z)	(Z)		
3585	REFRIGERATION MACHINERY AND COMPLETE AIR COND. UNITS	4	46	15	57	64	41	231	28	14		
35851	HEAT TRANSFER EQUIPMENT	1	2	6	14	4	9	14	3	3		
35853	COMMERCIAL REFRIGERATION EQUIPMENT	3	5	2	6	6	2	5	5	(Z)		
35854	COMPRESSORS, ALL REFRIGERANTS.	-	(Z)	(Z)	4	1	9	26	1	1		
35855	CONDENSING UNITS, ALL REFRIGERANTS	(Z)	9	(Z)	(Z)	2	1	(Z)	1	(Z)		
35856	ICE MAKING MACHINERY AND EQUIPMENT	-	2	-	(Z)	(Z)	-	-	-	-		
35857	AIR CONDITIONING, COOLING, AND DEHUMIDIFYING EQUIPMENT	1	26	7	30	49	17	186	19	7		
35859	REFRIGERATION MACHINERY, NEC	(Z)	2	(Z)	2	2	4	(Z)	(Z)	(Z)		
3589	MISCELLANEOUS SERVICE INDUSTRY MACHINES.	2	10	8	4	37	3	5	2	2		
35891	COMMERCIAL COOKING EQUIPMENT	1	1	1	1	3	1	2	(Z)	1		
35892	COMMERCIAL AND INDUSTRIAL VACUUM CLEANERS AND PARTS.	(Z)	2	(Z)	1	(Z)	(Z)	(Z)	(Z)	(Z)		
35899	SERVICE INDUSTRY MACHINES, NEC	1	6	8	2	34	2	3	2	1		
359	MISCELLANEOUS MACHINERY AND PARTS.	3	13	7	15	4	6	37	15	1		
3592	CARBURETORS, PISTONS, RINGS, VALVES.	(Z)	3	(Z)	1	(Z)	1	1	1	(Z)		
35921	CARBURETORS, PISTONS, AND PISTON RINGS	(Z)	3	(Z)	1	(Z)	1	1	(Z)	(Z)		
3599	HISCELLANEOUS MACHINERY AND PARTS.	3	9	7	16	4	5	44	13	1		
35993	FLEXIBLE METAL HOSE AND TUBING	-	(Z)	-	(Z)	(Z)	-	(Z)	-	(Z)		
35999	MACHINERY AND PARTS, NEC	3	9	7	16	4	5	44	13	1		
36	ELECTRICAL MACHINERY, EQUIPMENT, AND SUPPLIES.	154	344	159	417	419	917	575	240	119		
361	ELECTRICAL TRANSMISSION EQUIPMENT.	9	35	61	70	49	102	35	33	11		
3611	ELECTRICAL MEASURING INSTRUMENTS	(Z)	2	(Z)	1	2	(Z)	(Z)	1	(Z)		
36111	ELECTRICAL METERS AND PARTS: WATT-HOUR, DEMAND, ETC.	(Z)	1	(Z)	(Z)	(Z)	(Z)	(Z)	(Z)	(Z)		
36112	TEST EQUIPMENT FOR TESTING ELECTRICAL CIRCUITS	(Z)	1	(Z)	1	1	(Z)	(Z)	(Z)	(Z)		
36113	INDICATING, RECORDING, AND MEASURING INSTRUMENTS	(Z)	(Z)	(Z)	(Z)	(Z)	(Z)	(Z)	(Z)	(Z)		
3612	POWER AND DISTRIBUTION TRANSFORMERS.	7	21	6	55	36	25	29	23	10		
36121	TRANSFORMERS, FLUORESCENT BALLASTS, AND PARTS.	4	5	1	49	10	16	15	5	7		
36129	POWER AND DISTRIBUTION TRANSFORMERS, NEC	2	14	4	4	24	10	14	17	3		
3613	SWITCHGEAR AND SWITCHBOARD APPARATUS	3	12	61	11	7	79	4	9	4		
36131	SWITCHGEAR AND SWITCHBOARD APPARATUS	3	10	52	9	6	73	3	7	2		
36132	CIRCUIT BREAKERS, FUSES, AND FUSE EQUIPMENT	(Z)	2	9	2	1	2	1	2	2		
362	ELECTRICAL INDUSTRIAL APPARATUS.	24	57	21	26	39	96	249	64	18		
3621	MOTORS AND GENERATORS.	6	17	13	10	14	42	63	18	3		
36211	MOTORS	4	6	13	6	10	15	56	12	2		
36214	PRIME MOVER GENERATOR SETS	(Z)	11	-	(Z)	2	2	(Z)	1	(Z)		
36215	MOTOR GENERATOR SETS, ELECTRIC	-	(Z)	-	(Z)	13	5	4	1	1		
36216	PARTS, SUPPLIES FOR MOTORS, GENERATORS, GENERATOR SETS	2	(Z)	(Z)	1	1	11	1	(Z)	(Z)		
36221	INDUSTRIAL CONTROLS AND PARTS *	5	7	5	4	3	28	2	2	1		
3623	WELDING APPARATUS.	1	7	1	8	6	11	4	8	6		
36231	ARC AND RESISTANCE WELDING MACHINES AND ACCESSORIES.	1	1	(Z)	4	5	2	1	(Z)	1		
36232	ARC WELDING ELECTRODES	1	7	1	5	1	10	3	8	6		
36241	CARBON AND GRAPHITE PRODUCTS, ELECTRICAL APPLICATION *	9	10	2	4	12	9	190	22	2		
3629	HISCELLANEOUS ELECTRICAL INDUSTRIAL APPARATUS.	1	4	(Z)	2	3	4	1	1	2		
36291	CAPACITORS FOR INDUSTRIAL USE (EXCEPT ELECTRONIC).	(Z)	1	(Z)	(Z)	(Z)	3	(Z)	(Z)	(Z)		
36292	RECTIFYING APPARATUS AND PARTS	1	(Z)	(Z)	1	(Z)	(Z)	(Z)	(Z)	(Z)		
36299	ELECTRICAL INDUSTRIAL APPARATUS, NEC	(Z)	3	(Z)	1	3	(Z)	1	1	2		
363	HOUSEHOLD APPLIANCES	14	112	22	92	135	582	87	34	41		
36311	HOUSEHOLD RANGES, OVENS, AND PARTS, ALL TYPES *	3	15	2	14	21	78	9	9	12		
36321	HOUSEHOLD REFRIGERATORS AND FREEZERS, ALL TYPES *	1	20	2	15	30	171	21	4	4		
3633	HOUSEHOLD LAUNDRY EQUIPMENT.	2	7	3	12	31	247	16	7	2		
36331	HOUSEHOLD WASHING MACHINES, DRYERS, AND PARTS.	2	6	3	10	21	243	16	7	2		
36332	OTHER HOUSEHOLD LAUNDRY EQUIPMENT AND PARTS.	(Z)	1	-	2	9	4	1	-	(Z)		
3634	ELECTRIC HOUSEWARES AND FANS	4	55	4	10	22	4	9	4	18		
36341	ELECTRIC FANS.	(Z)	2	2	1	14	(Z)	1	2	4		
36343	SMALL ELECTRIC COOKING AND HEATING APPLIANCES.	(Z)	16	1	3	4	3	5	1	10		
36346	SMALL HOUSEHOLD ELECT. APPLIANCES, ATTACHMENTS, PARTS.	(Z)	34	1	4	1	(Z)	2	(Z)	4		
36347	PERSONAL ELECTRIC APPLIANCES AND PARTS	(Z)	(Z)	(Z)	1	1	(Z)	(Z)	(Z)	(Z)		
36349	ELECTRIC HOUSEWARES, NEC	3	3	(Z)	2	1	(Z)	2	1	(Z)		
36351	HOUSEHOLD VACUUM CLEANERS AND PARTS *	1	(Z)	(Z)	31	1	1	1	(Z)	1		
36361	SEWING MACHINES AND PARTS *	(Z)	(Z)	3	1	(Z)	(Z)	(Z)	(Z)	(Z)		
3639	HISCELLANEOUS HOUSEHOLD APPLIANCES	3	12	4	14	24	89	31	5	3		
36392	WATER HEATERS, ALL TYPES	1	8	4	10	16	6	29	4	3		
36393	HOUSEHOLD DISHWASHING MACHINES	1	2	(Z)	2	6	74	2	1	(Z)		
36399	HOUSEHOLD APPLIANCES, NEC	(Z)	1	-	1	2	9	(Z)	(Z)	(Z)		
364	ELECTRIC LIGHTING AND WIRING EQUIPMENT	25	33	9	82	61	72	42	22	11		
36411	ELECTRIC LAMPS (BULBS ONLY) *	1	6	1	14	8	7	9	1	1		
3642	LIGHTING FIXTURES.	17	18	6	29	31	34	12	8	5		
36421	ELECTRIC FIXTURES, RESIDENTIAL, COMMERCIAL, INDUSTRIAL	7	12	4	16	28	21	11	5	4		
36424	VEHICULAR LIGHTING EQUIPMENT, ELECTRICAL	(Z)	(Z)	(Z)	6	(Z)	8	(Z)	(Z)	(Z)		
36425	OUTDOOR LIGHTING EQUIPMENT, ALL TYPES.	(Z)	6	1	4	2	2	(Z)	1	1		
36429	LIGHTING FIXTURES AND PARTS, NEC	10	1	(Z)	2	(Z)	3	1	1	(Z)		
3643	CURRENT-CARRYING WIRING DEVICES.	1	6	1	7	6	9	6	3	2		
36432	CONVENIENCE AND POWER OUTLETS AND SOCKETS.	(Z)	(Z)	(Z)	(Z)	2	(Z)	1	(Z)	(Z)		
36433	SWITCHES	(Z)	(Z)	(Z)	1	1	7	2	1	(Z)		
36434	LIGHTNING RODS	-	(Z)	-	(Z)	(Z)	-	(Z)	1	-		
36439	CURRENT-CARRYING WIRING DEVICES, NEC	1	5	1	4	3	2	3	1	1		
3644	NONCURRENT-CARRYING WIRING DEVICES	8	5	2	34	20	17	11	13	1		
36441	POLE LINE AND TRANSMISSION HARDWARE.	(Z)	1	1	4	7	(Z)	3	3	1		
36442	ELECTRIC CONDUIT AND FITTINGS, INCL. FLEXIBLE CONDUIT.	7	1	(Z)	15	11	13	7	8	(Z)		
36449	NONCURRENT-CARRYING WIRING DEVICES, NEC.	(Z)	2	1	15	2	5	1	2	(Z)		
365	RADIO AND TELEVISION RECEIVING SETS.	9	32	11	18	31	10	30	14	6		
3651	RADIO AND TELEVISION RECEIVING SETS.	9	32	12	15	32	10	28	14	6		
36511	HOUSEHOLD AND AUTOMOTIVE RADIOS AND PHONOGRAPHS.	1	13	9	2	9	2	13	8	1		
36512	HOUSEHOLD TELEVISION RECEIVERS AND COMBINATIONS.	8	19	3	13	23	8	15	7	5		
36521	PHONOGRAPH RECORDS, RECORD BLANKS, PRERECORDED TAPES *	(Z)	1	(Z)	4	1	(Z)	2	(Z)	(Z)		
366	COMMUNICATION EQUIPMENT.	20	11	5	17	30	2	9	39	7		
3661	TELEPHONE AND TELEGRAPH EQUIPMENT.	20	8	2	9	8	2	5	35	3		
36611	TELEPHONE SWITCHING EQUIPMENT.	3	4	1	7	6	1	4	9	1		
36612	TELEPHONE AND TELEGRAPH EQUIPMENT *	17	4	1	2	4	1	1	26	1		
36621	RADIO AND TV COMMUNICATION EQUIPMENT *	1	3	2	8	23	1	3	3	5		
367	ELECTRONIC COMPONENTS AND ACCESSORIES.	10	25	2	4	7	3	28	4	1		

TONS (THOUSANDS) SHIPPED BY STATE OF DESTINATION--CON.

WEST SOUTH CENTRAL--CON.				MOUNTAIN								PACIFIC				TCC CODE	
LOUISI- ANA	OKLA- HOMA	TEXAS	MON- TANA	IDAMO	WYO- MING	COLO- RADO	NEW MEXICO	ARI- ZONA	UTAH	NEVADA	WASH- INGTON	OREGON	CALI- FORNIA	ALASKA	HAWAII	DESTI- NATION UNKNOWN	TCC CODE
1	1	6	(Z)	1	(Z)	2	(Z)	(Z)	1	-	1	(Z)	3	(Z)	(Z)	(Z)	35761
1	1	6	(Z)	(Z)	(Z)	1	1	(Z)	(Z)	(Z)	9	(Z)	6	(Z)	(Z)	(Z)	35779
1	(Z)	2	-	(Z)	(Z)	(Z)	(Z)	(Z)	(Z)	(Z)	(Z)	(Z)	1	-	(Z)	(Z)	35791
1	1	5	(Z)	(Z)	(Z)	1	1	(Z)	(Z)	1	9	(Z)	5	(Z)	(Z)	1	35799
45	16	181	12	5	1	18	6	30	14	13	14	8	208	(Z)	1	181	358
1	1	2	(Z)	(Z)	(Z)	(Z)	(Z)	(Z)	(Z)	(Z)	(Z)	(Z)	5	(Z)	-	2	35811
2	(Z)	3	1	(Z)	-	(Z)	(Z)	(Z)	(Z)	(Z)	1	(Z)	1	-	(Z)	(Z)	3582
2	(Z)	2	1	(Z)	-	(Z)	(Z)	(Z)	(Z)	(Z)	1	(Z)	1	-	(Z)	-	35821
(Z)	(Z)	(Z)	(Z)	(Z)	-	(Z)	-	(Z)	(Z)	(Z)	(Z)	(Z)	(Z)	-	-	(Z)	35822
30	12	155	10	3	1	14	6	23	11	10	9	5	164	(Z)	(Z)	138	3585
(Z)	4	41	(Z)	(Z)	-	1	4	(Z)	(Z)	(Z)	(Z)	1	29	-	-	135	35851
2	1	14	4	(Z)	(Z)	1	4	(Z)	11	(Z)	1	1	64	(Z)	(Z)	(Z)	35853
(Z)	-	15	(Z)	-	-	5	-	5	3	-	(Z)	(Z)	3	-	-	(Z)	35854
13	-	7	(Z)	3	-	(Z)	-	-	3	(Z)	-	-	1	-	-	2	35855
-	(Z)	-	-	-	-	-	-	-	-	-	-	-	1	-	-	-	35856
15	7	80	6	-	1	7	1	7	5	7	7	2	59	-	(Z)	(Z)	35857
(Z)	1	1	-	-	-	7	-	(Z)	(Z)	-	(Z)	-	1	-	-	-	35859
11	3	20	1	2	(Z)	5	(Z)	4	2	2	3	3	28	(Z)	2	42	3589
1	1	2	(Z)	2	-	1	-	2	(Z)	(Z)	1	(Z)	4	(Z)	(Z)	8	35891
(Z)	(Z)	1	(Z)	(Z)	(Z)	(Z)	-	1	(Z)	(Z)	(Z)	2	(Z)	(Z)	-	-	35892
9	2	17	1	(Z)	(Z)	4	(Z)	1	1	1	2	1	24	(Z)	1	34	35899
1	3	117	(Z)	1	(Z)	3	(Z)	1	1	(Z)	10	3	434	(Z)	(Z)	18	359
(Z)	(Z)	4	(Z)	(Z)	-	1	(Z)	1	(Z)	(Z)	(Z)	1	6	-	-	10	3592
(Z)	(Z)	4	(Z)	(Z)	-	1	(Z)	1	(Z)	(Z)	(Z)	1	6	-	-	10	35921
1	3	110	(Z)	1	(Z)	2	(Z)	(Z)	1	(Z)	10	1	428	(Z)	(Z)	9	3599
(Z)	(Z)	(Z)	-	-	(Z)	(Z)	-	(Z)	-	-	-	-	428	(Z)	-	-	35993
1	3	110	(Z)	1	(Z)	2	(Z)	(Z)	1	(Z)	10	1	428	(Z)	(Z)	9	35999
222	127	955	34	30	9	143	46	97	117	23	198	144	1 372	17	13	179	36
40	15	62	1	9	2	22	5	11	5	5	23	8	91	(Z)	(Z)	8	361
1	1	6	(Z)	1	(Z)	(Z)	(Z)	2	(Z)	(Z)	1	1	8	(Z)	(Z)	2	3611
(Z)	(Z)	2	(Z)	1	(Z)	(Z)	-	1	(Z)	(Z)	(Z)	(Z)	1	-	(Z)	-	36111
1	(Z)	4	(Z)	(Z)	(Z)	(Z)	(Z)	1	(Z)	(Z)	1	1	5	(Z)	(Z)	1	36112
(Z)	(Z)	(Z)	(Z)	(Z)	(Z)	(Z)	(Z)	(Z)	(Z)	-	(Z)	(Z)	2	-	-	1	36113
34	19	29	(Z)	6	2	18	3	6	3	5	17	6	44	(Z)	(Z)	1	3612
20	16	10	(Z)	3	1	2	(Z)	(Z)	1	1	10	1	23	(Z)	(Z)	(Z)	36121
12	3	18	(Z)	2	-	16	2	6	2	4	7	5	20	(Z)	-	-	36129
5	3	27	1	2	(Z)	4	1	3	2	(Z)	5	2	41	(Z)	(Z)	5	3613
4	2	22	1	2	(Z)	3	1	2	1	(Z)	3	1	33	(Z)	(Z)	5	36131
1	18	5	(Z)	(Z)	(Z)	1	(Z)	1	1	(Z)	2	1	7	(Z)	(Z)	1	36132
31	8	215	8	10	2	25	12	6	3	1	20	19	107	3	3	69	362
11	7	47	2	1	(Z)	13	11	2	2	(Z)	6	3	44	(Z)	(Z)	24	3621
10	7	34	1	1	(Z)	12	(Z)	2	1	(Z)	4	1	38	(Z)	(Z)	3	36211
(Z)	1	7	(Z)	-	(Z)	(Z)	-	(Z)	1	-	1	1	3	-	(Z)	12	36214
(Z)	-	1	-	-	-	-	-	11	(Z)	-	(Z)	1	(Z)	-	-	8	36215
(Z)	(Z)	2	1	-	-	1	(Z)	1	(Z)	(Z)	1	(Z)	1	(Z)	-	1	36216
2	2	7	(Z)	1	(Z)	1	6	(Z)	(Z)	(Z)	5	1	12	2	(Z)	2	36221
1	1	24	1	(Z)	1	(Z)	(Z)	1	-	1	4	1	17	1	-	41	3623
1	1	9	1	(Z)	(Z)	(Z)	(Z)	(Z)	1	-	(Z)	1	6	1	-	1	36231
14	4	112	4	8	(Z)	1	(Z)	2	(Z)	-	(Z)	3	11	(Z)	-	41	36232
2	1	3	(Z)	1	(Z)	(Z)	(Z)	1	(Z)	(Z)	8	6	8	-	-	(Z)	36241
(Z)	(Z)	(Z)	(Z)	-	-	-	-	(Z)	-	(Z)	1	(Z)	8	(Z)	(Z)	1	3629
1	(Z)	1	(Z)	-	(Z)	(Z)	(Z)	(Z)	(Z)	-	1	(Z)	4	(Z)	(Z)	(Z)	36292
1	(Z)	2	(Z)	1	(Z)	(Z)	(Z)	(Z)	(Z)	(Z)	(Z)	(Z)	3	(Z)	(Z)	(Z)	36299
35	29	240	13	2	1	40	11	25	71	5	63	45	310	7	(Z)	43	363
14	2	48	7	(Z)	1	3	4	8	3	(Z)	15	10	65	(Z)	(Z)	4	36311
5	10	61	1	(Z)	(Z)	2	(Z)	2	14	-	19	15	74	(Z)	-	2	36321
6	3	41	1	-	-	7	3	7	5	(Z)	12	6	47	4	(Z)	23	3633
5	2	38	1	-	-	7	3	6	5	(Z)	12	6	47	4	-	-	36331
1	(Z)	2	-	-	-	-	-	1	(Z)	-	-	-	(Z)	-	(Z)	23	36332
3	4	21	3	1	(Z)	9	1	1	11	1	3	2	29	1	(Z)	5	3634
(Z)	1	6	(Z)	-	(Z)	1	(Z)	-	1	-	(Z)	(Z)	4	(Z)	-	2	36341
2	3	11	1	(Z)	-	7	1	1	9	1	1	1	14	(Z)	(Z)	2	36343
1	(Z)	1	1	1	-	(Z)	-	(Z)	(Z)	-	(Z)	(Z)	4	-	(Z)	-	36346
(Z)	(Z)	2	(Z)	(Z)	(Z)	(Z)	(Z)	(Z)	(Z)	(Z)	1	(Z)	6	(Z)	-	-	36347
(Z)	(Z)	2	(Z)	(Z)	-	(Z)	(Z)	(Z)	1	(Z)	(Z)	1	2	1	-	-	36349
2	1	2	(Z)	-	-	2	(Z)	(Z)	2	2	1	(Z)	18	1	(Z)	-	36351
(Z)	-	(Z)	-	-	-	(Z)	-	(Z)	(Z)	(Z)	(Z)	(Z)	(Z)	-	-	(Z)	36361
4	9	51	(Z)	(Z)	(Z)	23	3	5	28	(Z)	15	6	57	1	-	10	3639
2	9	41	(Z)	(Z)	(Z)	19	2	5	2	(Z)	15	3	39	1	-	1	36392
(Z)	(Z)	9	-	-	-	3	1	(Z)	25	(Z)	(Z)	3	15	-	-	9	36393
(Z)	(Z)	1	(Z)	-	-	3	1	(Z)	2	-	(Z)	3	-	-	-	9	36399
33	6	150	1	3	1	24	5	15	10	5	31	31	280	(Z)	-	28	364
5	(Z)	12	-	(Z)	(Z)	3	(Z)	(Z)	(Z)	(Z)	6	2	21	-	(Z)	1	36411
12	4	81	1	1	(Z)	15	2	8	6	3	14	15	161	(Z)	1	8	3642
9	4	50	1	1	(Z)	12	2	8	6	3	9	14	80	(Z)	1	5	36421
(Z)	(Z)	5	(Z)	(Z)	-	1	(Z)	(Z)	(Z)	(Z)	(Z)	(Z)	13	(Z)	(Z)	(Z)	36424
2	1	24	(Z)	(Z)	(Z)	2	(Z)	(Z)	(Z)	(Z)	4	1	65	(Z)	(Z)	3	36425
(Z)	-	1	(Z)	(Z)	(Z)	(Z)	(Z)	(Z)	(Z)	-	(Z)	(Z)	2	-	-	(Z)	36429
4	(Z)	12	(Z)	(Z)	(Z)	1	(Z)	(Z)	1	(Z)	2	1	14	(Z)	1	9	3643
(Z)	(Z)	2	-	-	-	(Z)	(Z)	(Z)	(Z)	(Z)	(Z)	(Z)	(Z)	-	-	8	36432
(Z)	(Z)	(Z)	-	(Z)	(Z)	(Z)	(Z)	(Z)	(Z)	(Z)	(Z)	1	2	(Z)	(Z)	(Z)	36433
-	-	(Z)	-	(Z)	-	(Z)	-	-	(Z)	-	-	-	(Z)	-	-	-	36434
4	(Z)	9	(Z)	(Z)	(Z)	(Z)	(Z)	(Z)	1	(Z)	2	(Z)	12	(Z)	(Z)	(Z)	36439
11	1	47	(Z)	2	(Z)	5	3	5	2	1	14	9	79	(Z)	(Z)	8	3644
1	(Z)	7	(Z)	2	(Z)	1	(Z)	2	1	1	4	2	44	-	-	1	36441
10	(Z)	23	-	-	-	1	3	-	(Z)	-	2	1	8	-	(Z)	7	36442
(Z)	1	17	(Z)	(Z)	-	3	(Z)	3	1	(Z)	9	6	27	(Z)	(Z)	(Z)	36449
27	13	68	5	(Z)	(Z)	5	1	4	9	2	19	8	129	(Z)	2	6	365
29	13	48	6	(Z)	(Z)	4	1	(Z)	9	1	18	7	67	(Z)	2	4	3651
6	3	19	2	(Z)	(Z)	(Z)	(Z)	(Z)	2	(Z)	5	1	33	(Z)	1	4	36511
23	10	29	4	-	(Z)	4	1	-	7	1	13	6	35	(Z)	(Z)	(Z)	36512
(Z)	1	25	(Z)	(Z)	-	1	(Z)	2	(Z)	1	1	1	65	(Z)	1	1	36521
23	24	48	1	2	(Z)	5	5	6	3	4	5	2	72	(Z)	(Z)	8	366
14	21	25	(Z)	1	(Z)	2	2	3	2	2	2	1	35	(Z)	(Z)	4	3661
6	16	16	(Z)	1	(Z)	2	(Z)	1	2	(Z)	(Z)	1	12	(Z)	(Z)	(Z)	36611
7	5	9	(Z)	(Z)	(Z)	1	1	1	1	(Z)	2	2	23	(Z)	(Z)	4	36612
9	4	23	1	1	(Z)	3	4	3	1	2	2	1	36	(Z)	2	4	36621
2	2	48	1	(Z)	(Z)	4	(Z)	2	2	1	2	1	76	(Z)	(Z)	4	367



TABLE 5. SHIPMENTS BY MANUFACTURING ESTABLISHMENTS--COMMODITIES BY STATE OF DESTINATION: 1977--CON.

TCC CODE	COMMODITY	TOTAL TONS SHIPPED (THOU- SANDS)	NEW ENGLAND							MIDDLE ATLANTIC		
			MAINE	NEW HAMP- SHIRE	VER- MONT	MASSA- CHU- SETTS	RHODE ISLAND	CON- NECT- ICUT	NEW YORK	NEW JERSEY	PENN- SYL- VANIA	
36711	ELECTRONIC TUBES, EXC. X-RAY TUBES *	182	(Z)	(Z)	(Z)	(Z)	(Z)	1	8	7	9	
36741	SOLID STATE SEMICONDUCTOR DEVICES *	68	(Z)	(Z)	(Z)	(Z)	(Z)	1	27	1	4	
36791	MISC. ELECTRONIC COMPONENTS AND ACCESSORIES *	579	2	3	1	8	1	12	76	31	37	
369	MISCELLANEOUS ELECTRICAL MACHINERY, EQUIP., SUPPLIES	2 524	2	2	4	23	2	19	139	74	96	
36911	STORAGE BATTERIES AND PLATES *	1 548	3	1	4	19	3	15	113	39	83	
36921	PRIMARY BATTERIES, DRY AND WET *	131	(Z)	(Z)	2	8	(Z)	3	2	20	2	
36931	X-RAY APPARATUS AND TUBES *	58	(Z)	1	(Z)	1	(Z)	1	3	3	3	
36941	ELECTRICAL EQUIPMENT FOR INTERNAL COMBUSTION ENGINES *	598	(Z)	1	-	2	(Z)	4	20	14	3	
36992	ELECTRICAL MACHINERY AND SUPPLIES, NEC *	79	(Z)	(Z)	-	1	(Z)	(Z)	3	1	3	
37	TRANSPORTATION EQUIPMENT	59 391	126	62	34	626	48	184	2 005	1 845	2 065	
371	MOTOR VEHICLES AND EQUIPMENT	50 734	112	54	31	582	36	141	1 693	1 746	1 485	
3711	MOTOR VEHICLES AND EQUIPMENT	22 205	96	43	31	359	26	124	812	721	935	
37111	MOTOR PASSENGER CARS, ASSEMBLED	14 934	55	26	22	247	22	93	629	443	650	
37112	MOTOR TRUCKS AND TRUCK TRACTORS, ASSEMBLED	6 773	41	15	9	106	4	32	162	265	260	
37113	MOTOR COACHES, ASSEMBLED	160	-	-	-	-	-	-	13	10	2	
37116	MOTOR BUSES AND TRUCKS INCL. FIRE TRUCKS, KNOCKED DOWN	174	-	2	-	6	-	-	1	2	9	
37119	MOTOR VEHICLES INCL. GOLF CARTS, NEC	69	-	(Z)	-	1	-	(Z)	2	(Z)	5	
3713	TRUCK AND BUS BODIES	1 076	1	9	(Z)	18	2	3	46	69	47	
37131	MOTOR TRUCK BODIES	826	(Z)	4	-	15	-	2	34	67	38	
37132	MOTOR BUS BODIES	250	1	4	(Z)	3	2	1	12	2	9	
3714	MOTOR VEHICLE PARTS AND ACCESSORIES	25 270	6	1	(Z)	175	1	7	740	897	420	
37143	MOTOR VEHICLE GEAR FRAMES	1 299	-	-	-	-	-	-	23	80	70	
37144	MOTOR CAR INTERNAL COMBUSTION ENGINES AND PARTS	8 070	1	-	-	1	(Z)	2	226	275	111	
37145	MOTOR VEHICLE BRAKES AND PARTS	647	(Z)	-	-	1	-	2	15	17	16	
37146	MOTOR VEHICLE STEERING GEARS AND PARTS	1 539	-	-	-	(Z)	-	-	75	34	15	
37147	MOTOR VEHICLE BODY PARTS	596	(Z)	-	(Z)	1	(Z)	(Z)	18	5	2	
37148	MOTOR VEHICLE WHEELS AND PARTS	1 866	-	-	-	22	(Z)	1	16	187	144	
37149	MOTOR VEHICLE ACCESSORIES AND PARTS, NEC	10 894	3	1	(Z)	147	(Z)	2	360	284	56	
37151	TRUCK TRAILERS *	1 041	-	3	-	12	-	1	23	69	66	
372	AIRCRAFT AND PARTS	637	(Z)	(Z)	1	2	1	15	28	8	10	
3721	AIRCRAFT	231	(Z)	(Z)	(Z)	(Z)	(Z)	(Z)	3	5	(Z)	
37211	COMPLETE MILITARY AIRCRAFT	156	(Z)	(Z)	(Z)	(Z)	(Z)	(Z)	2	5	(Z)	
37213	COMPLETE COMMERCIAL TRANSPORT AIRCRAFT	75	(Z)	-	-	(Z)	-	(Z)	2	(Z)	(Z)	
3722	AIRCRAFT, MISSILE, AND SPACE VEHICLE ENGINES AND PARTS	175	(Z)	(Z)	(Z)	2	(Z)	11	4	(Z)	5	
37221	AIRCRAFT ENGINES AND PARTS	108	(Z)	(Z)	(Z)	1	(Z)	11	3	(Z)	4	
37222	MISSILE AND SPACE VEHICLE ENGINES AND PARTS	67	(Z)	(Z)	(Z)	(Z)	(Z)	(Z)	(Z)	(Z)	1	
37231	AIRCRAFT PROPELLERS AND PROPELLER PARTS *	9	(Z)	-	1	(Z)	1	1	1	(Z)	(Z)	
37299	AIRCRAFT PARTS AND EQUIPMENT, NEC *	227	(Z)	(Z)	(Z)	1	1	5	21	2	5	
3732	SHIPS AND BOATS *	2 490	4	1	-	15	8	17	154	30	372	
37321	INBOARD MOTOR BOATS	1 654	1	1	-	10	7	15	113	25	130	
37322	OUTBOARD MOTOR BOATS	81	(Z)	(Z)	-	1	-	(Z)	3	1	2	
37323	NONPROPELLED SHIPS (BARGES AND DREDGES)	487	-	-	-	-	-	-	16	(Z)	237	
37329	SHIPS, BOATS, AND PARTS, NEC	268	3	(Z)	-	4	1	1	22	4	4	
374	RAILROAD EQUIPMENT	3 181	4	-	(Z)	6	(Z)	(Z)	54	21	318	
3741	LOCOMOTIVES AND PARTS	526	-	-	-	1	-	-	24	8	7	
37411	LOCOMOTIVES AND TENDERS	194	-	-	-	(Z)	-	-	21	-	-	
37413	PARTS FOR LOCOMOTIVES, ALL TYPES	332	-	-	-	1	-	-	4	8	7	
3742	RAILROAD AND STREET CARS	2 654	4	-	(Z)	4	(Z)	(Z)	30	13	310	
37421	PASSENGER TRAIN CARS	28	-	-	-	-	-	-	14	(Z)	7	
37422	FREIGHT TRAIN CARS	1 838	3	-	-	1	-	-	8	13	163	
37428	PARTS FOR RAILROAD AND STREET CARS, EXC. WHEELS	535	1	-	(Z)	3	(Z)	(Z)	8	(Z)	120	
3751	MOTORCYCLES, BICYCLES, AND PARTS *	330	(Z)	(Z)	1	3	2	2	10	11	10	
37511	MOTOR-CYCLES, -BIKES, -SCOOTERS; BODIES, SIDECARS	40	-	-	(Z)	(Z)	-	(Z)	2	6	2	
37512	BICYCLES	157	(Z)	(Z)	1	2	2	1	7	5	7	
37513	PARTS AND ACCESSORIES, MOTORCYCLE AND BICYCLE	133	(Z)	-	(Z)	(Z)	(Z)	1	1	(Z)	1	
37691	GUIDED MISSILE AND SPACE VEHICLE PARTS, NEC *	132	(Z)	(Z)	-	(Z)	(Z)	(Z)	6	(Z)	(Z)	
379	MISCELLANEOUS TRANSPORTATION EQUIPMENT	1 810	8	3	1	14	2	8	48	19	56	
3791	TRAILER COACHES	1 577	5	4	(Z)	13	2	5	46	18	64	
37911	TRAILER COACHES, HOUSING TYPE	791	2	(Z)	-	6	1	3	21	7	12	
37912	TRAVEL TRAILERS AND CAMPERS	785	3	3	(Z)	7	1	2	25	11	51	
3799	TRANSPORTATION EQUIPMENT, NEC	403	4	(Z)	(Z)	2	-	2	9	7	2	
37993	HAND CARTS, WAGONS, AND PARTS	11	(Z)	-	(Z)	-	-	2	2	-	(Z)	
37999	TRANSPORTATION EQUIPMENT AND PARTS, NEC	392	4	(Z)	(Z)	2	-	(Z)	7	7	1	
38	INSTRUMENTS, PHOTO. AND MEDICAL GOODS, WATCHES, CLOCKS	2 397	3	1	1	99	2	39	264	198	116	
3811	ENGINEERING, SCIENTIFIC, AND LABORATORY INSTRUMENTS *	78	(Z)	(Z)	(Z)	1	(Z)	6	8	2	3	
38111	AIRCRAFT FLIGHT AND NAUTICAL INSTRUMENTS	14	(Z)	(Z)	(Z)	(Z)	(Z)	5	2	1	(Z)	
38112	SURVEYING AND DRAFTING INSTRUMENTS	2	-	-	-	(Z)	-	(Z)	(Z)	(Z)	(Z)	
38113	LABORATORY AND SCIENTIFIC INSTRUMENTS, LAB. FURNITURE	45	(Z)	(Z)	(Z)	(Z)	(Z)	1	4	1	2	
38119	ENGINEERING INSTRUMENTS, NEC	16	(Z)	(Z)	(Z)	(Z)	-	1	3	(Z)	(Z)	
382	MEASURING AND CONTROLLING INSTRUMENTS	323	(Z)	(Z)	(Z)	6	(Z)	13	13	11	11	
3821	MECHANICAL MEASURING AND CONTROLLING INSTRUMENTS	191	(Z)	(Z)	(Z)	4	(Z)	14	10	3	8	
38212	GAS, WATER, OTHER LIQUID METERS AND RECORDING DEVICES	56	(Z)	(Z)	(Z)	1	(Z)	5	1	1	2	
38213	WEATHER MEASURING INSTRUMENTS AND GAGES	7	(Z)	(Z)	-	(Z)	(Z)	(Z)	1	(Z)	1	
38219	MECHANICAL MEASURING INSTRUMENTS, NEC	129	(Z)	(Z)	(Z)	3	(Z)	8	8	2	5	
38221	AUTOMATIC TEMPERATURE CONTROLS *	129	(Z)	(Z)	(Z)	3	(Z)	(Z)	3	6	3	
38311	OPTICAL INSTRUMENTS AND LENSES *	41	(Z)	(Z)	(Z)	(Z)	(Z)	(Z)	2	1	2	
384	SURGICAL, MEDICAL, DENTAL INSTRUMENTS, AND SUPPLIES	711	1	(Z)	(Z)	11	2	5	36	59	26	
3841	SURGICAL, MEDICAL INSTRUMENTS, AND SUPPLIES	285	(Z)	(Z)	1	7	(Z)	1	11	42	9	
38411	SURGICAL, MEDICAL INSTRUMENTS, AND APPARATUS	214	(Z)	(Z)	(Z)	6	(Z)	1	7	41	3	
38412	HOSPITAL, DENTAL, AND OPTICIANS' FURNITURE	72	-	(Z)	1	1	(Z)	1	4	2	6	
38421	ORTHOPEDIC, PROSTHETIC, SURGICAL APPL., SUPPLIES *	362	1	(Z)	(Z)	6	(Z)	3	22	22	14	
38431	DENTAL EQUIPMENT AND SUPPLIES	67	(Z)	(Z)	-	1	1	2	9	2	4	
38511	OPHTHALMIC AND OPTICIANS' GOODS *	24	(Z)	(Z)	(Z)	1	(Z)	(Z)	2	(Z)	1	
3861	PHOTOGRAPHIC EQUIPMENT AND SUPPLIES *	1 110	1	(Z)	(Z)	78	(Z)	2	196	123	73	
38612	PHOTOGRAPHIC DEVELOPING EQUIPMENT	299	-	(Z)	(Z)	(Z)	-	(Z)	51	49	(Z)	
38613	STILL AND MOTION PICTURE EQUIPMENT AND FILM MAGAZINES	24	(Z)	(Z)	(Z)	4	(Z)	(Z)	3	(Z)	1	
38615	PHOTOGRAPHIC SENSITIZED FILM, PLATES, PAPER, AND CLOTH	495	(Z)	(Z)	(Z)	68	(Z)	(Z)	26	54	69	
38618	PREPARED PHOTOGRAPHIC CHEMICALS	257	(Z)	-	(Z)	2	(Z)	(Z)	108	18	3	
38619	PHOTOGRAPH EQUIPMENT AND SUPPLIES, NEC	35	(Z)	(Z)	-	4	-	1	8	2	(Z)	
38711	WATCHES, CLOCKS, CLOCKWORK OPERATED DEVICES, PARTS *	85	(Z)	(Z)	(Z)	1	(Z)	19	2	2	1	
39	MISCELLANEOUS PRODUCTS OF MANUFACTURING	4 502	11	7	2	127	22	54	332	196	199	
391	JEWELRY, SILVERWARE, AND PLATED WARE	83	1	(Z)	(Z)	9	4	1	10	2	4	
39111	JEWELRY, PRECIOUS METAL; JEWELERS' FININGS, MAT. *	27	(Z)	(Z)	(Z)	1	4	(Z)	3	1	2	
39141	SILVERWARE, PLATED WARE, AND STAINLESS STEEL WARE *	55	1	(Z)	(Z)	8	(Z)	1	6	1	2	
3931	MUSICAL INSTRUMENTS AND PARTS *	164	(Z)	(Z)	(Z)	2	(Z)	1	9	3	4	
39311	PIANOS	59	(Z)	(Z)	(Z)	1	(Z)	(Z)	3	1	2	
39312	ORGANS	22	(Z)	(Z)	(Z)	(Z)	(Z)	(Z)	1	(Z)	1	

TONS (THOUSANDS) SHIPPED BY STATE OF DESTINATION--CON.

EAST NORTH CENTRAL					WEST NORTH CENTRAL							SOUTH ATLANTIC				TCC CODE	
OHIO	INDIANA	ILLINOIS	MICHIGAN	WISCONSIN	MINNESOTA	IOWA	MISSOURI	NORTH DAKOTA	SOUTH DAKOTA	NEBRASKA	KANSAS	DELAWARE	MARYLAND	DISTRICT OF COLUMBIA	VIRGINIA		
1	21	34	3	(Z)	(Z)	(Z)	20	-	(Z)	(Z)	(Z)	(Z)	4	(Z)	14	36711	
1	(Z)	1	1	(Z)	1	(Z)	(Z)	(Z)	(Z)	(Z)	(Z)	(Z)	(Z)	(Z)	2	36741	
18	39	69	11	5	69	5	11	(Z)	(Z)	1	1	1	9	1	7	36791	
121	92	124	343	92	55	25	148	2	3	26	37	9	49	3	35	369	
46	54	82	85	40	41	15	86	1	1	16	22	2	25	2	31	36911	
15	3	12	1	3	1	(Z)	1	(Z)	-	(Z)	2	(Z)	2	(Z)	1	36921	
6	1	2	3	10	1	(Z)	2	(Z)	(Z)	(Z)	(Z)	(Z)	1	(Z)	1	36931	
46	25	23	222	42	5	5	28	(Z)	(Z)	1	1	7	18	(Z)	2	36941	
7	1	4	2	1	1	2	1	(Z)	-	(Z)	(Z)	-	1	(Z)	(Z)	36999	
4 389	1 841	2 291	11 191	1 186	1 089	620	2 427	123	77	310	1 020	314	1 225	12	867	37	
4 041	1 631	1 855	10 712	1 108	867	511	2 255	97	70	199	908	293	1 152	10	658	371	
1 121	723	1 307	2 078	518	526	419	667	81	55	124	329	88	404	7	300	3711	
873	336	951	1 492	347	295	240	526	71	27	79	261	45	328	4	221	37111	
230	299	349	546	167	214	144	133	9	25	43	54	42	74	2	76	37112	
6	7	5	8	-	13	19	6	(Z)	1	1	(Z)	-	(Z)	2	1	37113	
8	51	1	12	2	2	11	1	-	(Z)	1	1	1	1	-	1	37116	
3	6	1	2	1	3	(Z)	(Z)	(Z)	2	-	(Z)	1	1	-	1	37119	
364	14	23	39	4	12	7	22	9	1	10	1	(Z)	10	1	72	3713	
357	10	16	28	1	7	3	10	7	1	8	(Z)	(Z)	4	1	56	37131	
7	5	7	11	3	4	4	12	2	1	1	1	-	6	-	17	37132	
2 553	840	457	7 995	525	291	41	1 524	5	1	9	558	192	507	2	276	3714	
58	47	-	526	35	20	-	128	0	-	-	(Z)	60	2	23	-	18	37143
759	375	85	1 903	87	28	4	185	1	(Z)	-	(Z)	200	89	123	-	87	37144
38	31	11	316	13	2	1	40	-	-	(Z)	(Z)	2	10	-	-	1	37145
89	6	53	582	70	4	15	113	1	(Z)	7	93	15	35	-	16	37146	
27	3	22	221	33	2	1	113	(Z)	(Z)	(Z)	5	2	26	(Z)	2	37147	
267	8	36	443	16	7	4	70	-	(Z)	-	29	5	24	-	20	37148	
1 284	357	228	3 968	266	228	11	870	1	(Z)	2	172	72	266	2	109	37149	
54	42	70	35	23	31	31	29	4	13	21	10	2	13	-	15	37151	
8	8	2	43	2	2	(Z)	12	2	(Z)	(Z)	26	10	9	2	6	372	
(Z)	(Z)	(Z)	1	(Z)	(Z)	(Z)	5	2	(Z)	(Z)	(Z)	(Z)	-	1	4	3721	
(Z)	(Z)	(Z)	1	(Z)	-	-	5	2	-	-	(Z)	-	-	1	1	37211	
(Z)	(Z)	(Z)	(Z)	(Z)	(Z)	(Z)	(Z)	-	-	(Z)	(Z)	(Z)	-	(Z)	3	37213	
3	5	(Z)	40	(Z)	(Z)	(Z)	1	(Z)	(Z)	(Z)	4	5	2	(Z)	1	3722	
2	5	(Z)	40	(Z)	(Z)	-	1	(Z)	(Z)	(Z)	4	(Z)	1	(Z)	1	37221	
(Z)	(Z)	(Z)	(Z)	(Z)	(Z)	(Z)	(Z)	(Z)	(Z)	(Z)	5	1	-	(Z)	37222		
1	(Z)	(Z)	(Z)	(Z)	(Z)	(Z)	(Z)	-	-	-	4	-	(Z)	(Z)	(Z)	37231	
5	3	1	3	1	1	(Z)	6	(Z)	(Z)	(Z)	18	4	8	(Z)	1	37299	
158	10	16	29	7	18	2	40	1	-	1	2	4	22	(Z)	101	373	
118	7	5	15	4	12	1	2	(Z)	-	(Z)	(Z)	4	12	(Z)	72	37321	
2	2	1	4	1	3	1	2	1	-	1	2	-	2	-	1	37322	
12	1	1	2	-	-	-	36	-	-	-	(Z)	-	(Z)	-	-	37323	
26	(Z)	9	9	2	2	(Z)	(Z)	(Z)	-	(Z)	(Z)	-	9	(Z)	28	37329	
110	47	336	277	25	150	81	87	(Z)	-	64	53	1	7	(Z)	48	374	
11	21	191	10	1	99	17	6	-	-	8	3	(Z)	-	(Z)	(Z)	3741	
-	-	(Z)	-	-	98	-	-	-	-	-	-	-	-	-	-	37411	
11	21	191	10	1	(Z)	17	6	-	-	8	3	(Z)	-	(Z)	(Z)	37413	
98	27	146	268	23	51	64	81	(Z)	-	56	49	1	7	(Z)	48	3742	
-	(Z)	(Z)	-	-	-	-	-	-	-	-	-	-	-	-	-	37421	
49	11	90	210	15	38	10	58	-	-	-	20	1	5	-	11	37422	
48	16	25	59	1	3	(Z)	21	(Z)	-	8	19	(Z)	2	(Z)	32	37428	
16	7	14	2	7	12	1	8	1	(Z)	1	2	(Z)	5	(Z)	5	3751	
5	4	2	1	1	2	1	1	-	(Z)	(Z)	(Z)	-	4	(Z)	(Z)	37511	
10	2	6	16	1	10	(Z)	1	(Z)	(Z)	(Z)	1	(Z)	1	(Z)	3	37512	
1	(Z)	(Z)	4	5	1	(Z)	4	(Z)	(Z)	(Z)	(Z)	-	1	-	1	37513	
58	67	98	79	31	40	23	31	19	5	18	26	2	20	(Z)	1	37591	
58	30	42	56	26	30	22	27	11	6	21	19	3	16	-	21	3791	
13	10	22	26	16	20	14	15	5	1	14	8	-	5	-	10	37911	
45	20	20	30	9	11	8	12	6	4	6	11	3	11	-	10	37912	
4	41	15	27	10	13	4	5	8	1	(Z)	9	-	4	-	1	3799	
(Z)	-	(Z)	2	(Z)	1	(Z)	-	-	-	-	-	-	1	-	1	37993	
4	41	15	25	9	11	4	5	8	1	(Z)	9	-	3	-	1	37999	
103	67	149	70	36	64	17	51	3	1	12	25	10	30	1	62	38	
1	2	7	3	2	2	(Z)	2	(Z)	(Z)	(Z)	(Z)	(Z)	3	(Z)	1	3811	
(Z)	(Z)	2	(Z)	(Z)	(Z)	(Z)	(Z)	(Z)	-	(Z)	(Z)	(Z)	(Z)	(Z)	(Z)	38111	
(Z)	(Z)	(Z)	1	-	-	(Z)	(Z)	-	-	-	(Z)	(Z)	(Z)	(Z)	(Z)	38112	
1	2	4	1	2	2	(Z)	2	(Z)	(Z)	(Z)	(Z)	(Z)	3	(Z)	(Z)	38113	
(Z)	(Z)	(Z)	1	(Z)	(Z)	(Z)	(Z)	-	(Z)	(Z)	(Z)	(Z)	(Z)	-	(Z)	38119	
23	9	19	21	2	6	4	7	(Z)	(Z)	1	25	(Z)	2	(Z)	2	382	
12	5	10	12	2	4	3	5	(Z)	(Z)	1	23	(Z)	1	(Z)	1	3821	
1	2	4	6	(Z)	2	1	3	(Z)	(Z)	1	1	(Z)	(Z)	(Z)	(Z)	38212	
1	(Z)	(Z)	(Z)	(Z)	(Z)	(Z)	(Z)	-	(Z)	(Z)	(Z)	(Z)	(Z)	-	(Z)	38213	
10	3	5	6	1	2	1	2	(Z)	(Z)	(Z)	22	(Z)	1	(Z)	1	38219	
12	3	10	6	1	4	2	3	(Z)	(Z)	1	1	(Z)	1	(Z)	1	38221	
10	1	1	(Z)	(Z)	(Z)	(Z)	(Z)	(Z)	(Z)	(Z)	(Z)	(Z)	(Z)	(Z)	(Z)	38311	
39	15	55	35	17	25	9	28	1	(Z)	6	4	1	23	(Z)	10	384	
6	2	23	6	7	3	2	21	1	(Z)	6	1	(Z)	4	(Z)	5	3841	
3	1	19	1	5	3	(Z)	17	(Z)	(Z)	6	1	(Z)	2	(Z)	1	38411	
4	1	3	4	2	(Z)	2	4	1	(Z)	1	1	(Z)	2	(Z)	3	38412	
29	8	37	12	11	18	6	8	(Z)	(Z)	1	2	(Z)	20	(Z)	4	38421	
2	2	1	13	1	2	1	(Z)	(Z)	(Z)	(Z)	(Z)	(Z)	1	(Z)	1	38431	
22	37	60	4	10	28	3	5	(Z)	(Z)	(Z)	(Z)	(Z)	(Z)	(Z)	(Z)	38511	
8	(Z)	23	1	1	2	1	(Z)	(Z)	(Z)	2	1	(Z)	2	(Z)	47	3861	
1	(Z)	1	1	1	(Z)	1	(Z)	(Z)	(Z)	(Z)	(Z)	(Z)	(Z)	(Z)	40	38612	
1	29	25	1	5	24	1	2	(Z)	(Z)	(Z)	(Z)	9	1	(Z)	2	38615	
3	8	11	1	1	1	(Z)	3	-	-	-	-	1	1	(Z)	4	38618	
9	(Z)	1	(Z)	2	1	(Z)	(Z)	(Z)	(Z)	-	(Z)	-	(Z)	(Z)	(Z)	38619	
3	5	4	4	1	1	2	2	(Z)	(Z)	1	(Z)	(Z)	(Z)	(Z)	(Z)	38711	
200	97	269	199	81	74	62	79	4	7	33	34	12	86	7	62	39	
4	1	5	2	(Z)	1	(Z)	1	(Z)	(Z)	(Z)	(Z)	(Z)	2	(Z)	1	391	
1	1	1	(Z)	(Z)	1	(Z)	(Z)	(Z)	(Z)	(Z)	(Z)	(Z)	(Z)	(Z)	(Z)	39111	
2	(Z)	5	1	(Z)	(Z)	(Z)	1	(Z)	(Z)	(Z)	(Z)	(Z)	2	(Z)	1	39141	
4	19	6	19	2	3	1	1	1	(Z)	1	1	(Z)	1	(Z)	2	3931	
3	1	2	4	(Z)	1	1	1	(Z)	(Z)	(Z)	1	(Z)	-	(Z)	1	39311	
(Z)	(Z)	2	1	(Z)	1	(Z)	(Z)	(Z)	(Z)	(Z)	(Z)	-	(Z)	(Z)	(Z)	39312	



TABLE 5. SHIPMENTS BY MANUFACTURING ESTABLISHMENTS--COMMODITIES BY STATE OF DESTINATION: 1977--CON.

TCC CODE	COMMODITY	TONS (THOUSANDS) SHIPPED BY STATE OF DESTINATION--CON.										
		SOUTH ATLANTIC--CON.					EAST SOUTH CENTRAL					WSC
		WEST VIR- GINIA	NORTH CARO- LINA	SOUTH CARO- LINA	GEORGIA	FLORIDA	KEN- TUCKY	TEN- NESSEE	ALA- BAMA	MISSIS- SIPPI	ARKAN- SAS	
36711	ELECTRONIC TUBES, EXC. X-RAY TUBES *	(Z)	16	(Z)	1	1	1	13	(Z)	-	6	
36741	SOLIO STATE SEMICONDUCTOR DEVICES *	(Z)	1	(Z)	(Z)	1	(Z)	1	(Z)	(Z)	(Z)	
36791	HISC, ELECTRONIC COMPONENTS AND ACCESSORIES *	10	8	2	3	6	2	14	4	1	1	
369	HISCELLANEOUS ELECTRICAL MACHINERY, EQUIP., SUPPLIES *	43	42	19	98	61	45	52	22	22	13	
36911	STORAGE BATTERIES AND PLATES *	14	29	18	73	54	36	35	18	17	12	
36921	PRIMARY BATTERIES, DRY AND WET *	(Z)	7	(Z)	10	(Z)	2	10	1	(Z)	-	
36931	X-RAY APPARATUS AND TUBES *	(Z)	(Z)	(Z)	1	2	1	(Z)	(Z)	(Z)	(Z)	
36941	ELECTRICAL EQUIPMENT FOR INTERNAL COMBUSTION ENGINES *	1	2	(Z)	8	3	2	12	4	5	3	
36999	ELECTRICAL MACHINERY AND SUPPLIES, NEC *	25	3	(Z)	3	2	(Z)	1	(Z)	(Z)	1	
37	TRANSPORTATION EQUIPMENT	206	782	348	1 327	1 171	3 629	793	544	492	302	
371	MOTOR VEHICLES AND EQUIPMENT	171	673	260	1 192	985	3 398	695	354	288	193	
3711	MOTOR VEHICLES AND EQUIPMENT	114	513	235	481	836	402	488	233	231	161	
37111	MOTOR PASSENGER CARS, ASSEMBLED	70	358	186	342	664	268	366	149	151	94	
37112	MOTOR TRUCKS AND TRUCK TRACTORS, ASSEMBLED	43	148	48	124	162	131	119	81	77	57	
37113	MOTOR COACHES, ASSEMBLED	-	1	-	5	7	2	1	-	-	1	
37116	MOTOR BUSES AND TRUCKS INCL. FIRE TRUCKS, KNOCKED DOWN	1	7	-	5	(Z)	1	1	3	3	9	
37119	MOTOR VEHICLES INCL. GOLF CARTS, NEC	(Z)	(Z)	(Z)	-	2	(Z)	1	(Z)	(Z)	1	
3713	TRUCK AND BUS BOODIES	9	27	7	10	12	13	18	39	4	7	
37131	MOTOR TRUCK BOODIES	7	12	1	9	12	13	11	16	2	(Z)	
37132	MOTOR BUS BOODIES	2	15	6	2	(Z)	-	7	23	2	7	
3714	MOTOR VEHICLE PARTS AND ACCESSORIES	38	108	2	651	39	2 974	133	67	39	14	
37143	MOTOR VEHICLE GEAR FRAMES	-	-	-	18	7	18	7	1	-	-	
37144	MOTOR CAR INTERNAL COMBUSTION ENGINES AND PARTS	9	65	(Z)	86	16	2 596	3	1	(Z)	(Z)	
37145	MOTOR VEHICLE BRAKES AND PARTS	1	(Z)	(Z)	9	-	52	11	1	-	(Z)	
37146	MOTOR VEHICLE STEERING GEARS AND PARTS	(Z)	3	-	22	(Z)	40	10	45	(Z)	1	
37147	MOTOR VEHICLE BODY PARTS	(Z)	1	(Z)	10	2	4	(Z)	(Z)	(Z)	3	
37148	MOTOR VEHICLE WHEELS AND PARTS	11	33	-	30	1	17	15	13	15	-	
37149	MOTOR VEHICLE ACCESSORIES AND PARTS, NEC	13	5	2	459	7	245	19	6	12	9	
37151	TRUCK TRAILERS *	11	22	7	41	56	10	46	31	5	12	
372	AIRCRAFT AND PARTS	(Z)	1	1	12	24	1	7	11	(Z)	(Z)	
3721	AIRCRAFT	-	(Z)	1	2	3	(Z)	(Z)	(Z)	(Z)	(Z)	
37211	COMPLETE MILITARY AIRCRAFT	-	-	-	(Z)	(Z)	-	(Z)	(Z)	(Z)	-	
37213	COMPLETE COMMERCIAL TRANSPORT AIRCRAFT	-	(Z)	1	2	3	(Z)	(Z)	(Z)	-	(Z)	
3722	AIRCRAFT, HISSILE, AND SPACE VEHICLE ENGINES AND PARTS	(Z)	(Z)	(Z)	4	18	(Z)	(Z)	4	(Z)	-	
37221	AIRCRAFT ENGINES AND PARTS	-	(Z)	(Z)	(Z)	3	(Z)	(Z)	1	(Z)	-	
37222	HISSILE AND SPACE VEHICLE ENGINES AND PARTS	(Z)	(Z)	(Z)	3	15	-	(Z)	3	(Z)	-	
37231	AIRCRAFT PROPELLERS AND PROPELLER PARTS *	-	(Z)	-	(Z)	(Z)	(Z)	(Z)	-	-	-	
37299	AIRCRAFT PARTS AND EQUIPMENT, NEC *	(Z)	1	(Z)	7	5	1	7	9	(Z)	(Z)	
3732	SHIPS AND BOATS *	2	9	2	14	51	85	41	10	190	1	
37321	INBOARD MOTOR BOATS	(Z)	4	(Z)	1	20	51	9	7	189	(Z)	
37322	OUTBOARD MOTOR BOATS	(Z)	5	1	12	11	1	2	3	(Z)	1	
37323	NONPROPELLED SHIPS (BARGES AND DREDGES)	-	-	-	-	1	28	26	(Z)	-	(Z)	
37329	SHIPS, BOATS, AND PARTS, NEC	1	1	(Z)	(Z)	19	6	4	(Z)	(Z)	(Z)	
374	RAILROAD EQUIPMENT	20	3	72	78	68	142	18	167	2	45	
3741	LOCOHOTES AND PARTS	(Z)	-	-	(Z)	(Z)	55	(Z)	(Z)	-	37	
37411	LOCOHOTES AND TENDERS	-	-	-	-	-	37	-	-	-	37	
37413	PARTS FOR LOCOHOTES, ALL TYPES	(Z)	-	-	(Z)	(Z)	18	(Z)	(Z)	-	(Z)	
3742	RAILROAD AND STREET CARS	21	3	72	77	68	18	167	2	7		
37421	PASSENGER TRAIN CARS	1	-	-	-	-	-	-	-	-	-	
37422	FREIGHT TRAIN CARS	14	1	45	70	67	56	2	149	1	(Z)	
3742B	PARTS FOR RAILROAD AND STREET CARS, EXC. WHEELS	1	(Z)	27	4	1	24	6	11	1	2	
3751	MOTORCYCLES, BICYCLES, AND PARTS *	3	B	2	21	13	12	27	6	16	16	
37511	MOTOR-CYCLES, -BIKES, -SCOOTERS; BOODIES, SIDECARS	(Z)	1	(Z)	2	(Z)	(Z)	1	(Z)	1	14	
37512	BICYCLES	2	6	1	16	12	3	2	1	14	(Z)	
37513	PARTS AND ACCESSORIES, MOTORCYCLE AND BICYCLE	(Z)	1	1	1	1	9	(Z)	5	(Z)	16	
37691	GUIDEO HISSILE AND SPACE VEHICLE PARTS, NEC *	(Z)	(Z)	1	(Z)	2	1	(Z)	5	(Z)	-	
379	HISCELLANEOUS TRANSPORTATION EQUIPMENT	10	72	12	12	32	9	8	9	10	43	
3791	TRAILER COACHES	12	75	11	13	35	7	10	8	11	29	
37911	TRAILER COACHES, HOUSING TYPE	2	67	B	9	13	3	4	6	9	26	
37912	TRAVEL TRAILERS AND CAMPERS	10	8	3	4	21	4	6	2	2	3	
3799	TRANSPORTATION EQUIPMENT, NEC	(Z)	1	2	1	2	2	1	3	1	16	
37993	HANO CARTS, WAGONS, AND PARTS	-	(Z)	(Z)	(Z)	-	1	(Z)	(Z)	-	-	
37999	TRANSPORTATION EQUIPMENT AND PARTS, NEC	(Z)	1	2	1	2	2	(Z)	3	1	16	
38	INSTRUMENTS, PHOTO. AND MEDICAL GOODS, WATCHES, CLOCKS	9	51	16	106	26	42	56	28	13	13	
3811	ENGINEERING, SCIENTIFIC, AND LABORATORY INSTRUMENTS *	(Z)	1	2	1	1	(Z)	3	(Z)	4	(Z)	
38111	AIRCRAFT FLIGHT AND NAUTICAL INSTRUMENTS	-	(Z)	(Z)	(Z)	(Z)	(Z)	(Z)	(Z)	(Z)	(Z)	
38112	SURVEYING AND DRAFTING INSTRUMENTS	(Z)	(Z)	(Z)	(Z)	(Z)	(Z)	(Z)	(Z)	(Z)	(Z)	
38113	LABORATORY AND SCIENTIFIC INSTRUMENTS, LAB. FURNITURE	(Z)	1	2	(Z)	(Z)	(Z)	3	(Z)	4	(Z)	
38119	ENGINEERING INSTRUMENTS, NEC	(Z)	(Z)	(Z)	(Z)	(Z)	(Z)	(Z)	-	(Z)	(Z)	
382	MEASURING AND CONTROLLING INSTRUMENTS	1	3	3	7	3	2	29	6	1	5	
3821	MECHANICAL MEASURING AND CONTROLLING INSTRUMENTS	1	2	2	4	3	1	2	4	1	1	
38212	GAS, WATER, OTHER LIQUID METERS AND RECORDING DEVICES	(Z)	1	1	1	1	(Z)	1	4	(Z)	(Z)	
38213	WEATHER MEASURING INSTRUMENTS AND GAGES	(Z)	(Z)	(Z)	(Z)	(Z)	(Z)	(Z)	(Z)	(Z)	(Z)	
38219	MECHANICAL MEASURING INSTRUMENTS, NEC	1	2	1	3	2	1	1	1	1	(Z)	
38221	AUTOMATIC TEMPERATURE CONTROLS *	(Z)	(Z)	1	3	(Z)	1	31	1	1	3	
38311	OPTICAL INSTRUMENTS AND LENSES *	(Z)	(Z)	(Z)	9	(Z)	3	(Z)	(Z)	(Z)	(Z)	
384	SURGICAL, MEDICAL, DENTAL INSTRUMENTS, AND SUPPLIES	6	17	4	33	14	13	19	18	5	3	
3841	SURGICAL, MEDICAL INSTRUMENTS, AND SUPPLIES	2	11	1	20	6	2	4	15	1	(Z)	
38411	SURGICAL, MEDICAL INSTRUMENTS, AND APPARATUS	1	10	1	20	5	2	2	10	1	(Z)	
38412	HOSPITAL, DENTAL, AND OPTICIANS' FURNITURE	(Z)	1	(Z)	(Z)	1	(Z)	2	10	(Z)	-	
38421	ORTHOPEDIC, PROSTHETIC, SURGICAL APPL., SUPPLIES *	4	5	2	16	7	6	16	9	3	2	
38431	DENTAL EQUIPMENT AND SUPPLIES *	(Z)	(Z)	1	1	1	1	1	(Z)	(Z)	(Z)	
38511	OPHTHALMIC AND OPTICIANS' GOODS *	(Z)	(Z)	2	(Z)	1	(Z)	1	(Z)	(Z)	(Z)	
3861	PHOTOGRAPHIC EQUIPMENT AND SUPPLIES *	(Z)	26	4	47	3	16	2	(Z)	(Z)	(Z)	
38612	PHOTOGRAPHIC DEVELOPING EQUIPMENT	(Z)	1	(Z)	19	(Z)	14	(Z)	(Z)	(Z)	-	
38613	STILL AND MOTION PICTURE EQUIPMENT AND FILM MAGAZINES	(Z)	(Z)	-	1	(Z)	1	(Z)	(Z)	(Z)	(Z)	
38615	PHOTOGRAPHIC SENSITIZED FILM, PLATES, PAPER, AND CLOTH	(Z)	1	4	5	2	1	(Z)	(Z)	(Z)	(Z)	
3861B	PREPARED PHOTOGRAPHIC CHEMICALS	-	24	(Z)	21	1	-	1	(Z)	(Z)	-	
38619	PHOTOGRAPH EQUIPMENT AND SUPPLIES, NEC	(Z)	(Z)	(Z)	(Z)	(Z)	(Z)	1	(Z)	-	-	
38711	WATCHES, CLOCKS, CLOCKWORK OPERATE DEVICES, PARTS *	(Z)	1	1	4	2	7	1	3	1	6	
39	HISCELLANEOUS PRODUCTS OF MANUFACTURING	22	109	38	109	153	52	112	54	39	56	
391	JEWELRY, SILVERWARE, AND PLATED WARE	(Z)	3	(Z)	4	5	(Z)	3	2	(Z)	(Z)	
39111	JEWELRY, PRECIOUS METAL: JEWELERS' FINDINGS, MAT. *	(Z)	1	(Z)	(Z)	(Z)	(Z)	2	(Z)	(Z)	(Z)	
39141	SILVERWARE, PLATED WARE, AND STAINLESS STEEL WARE *	(Z)	2	(Z)	4	4	(Z)	1	(Z)	(Z)	(Z)	
3931	MUSICAL INSTRUMENTS AND PARTS *	1	11	4	2	2	2	1	2	8	5	
39311	PIANOS	(Z)	2	1	1	1	1	1	2	(Z)	(Z)	
39312	ORGANS	(Z)	(Z)	(Z)	(Z)	1	(Z)	(Z)	(Z)	(Z)	(Z)	



TONS (THOUSANDS) SHIPPED BY STATE OF DESTINATION--CON.

WEST SOUTH CENTRAL--CON.

MOUNTAIN

PACIFIC

TCC CODE

LOUISIANA	OKLAHOMA	TEXAS	MON-TANA	IDAHO	WYO-MING	COLO-RADO	NEW MEXICO	ARI-ZONA	UTAH	NEVADA	WASH-INGTON	OREGON	CALI-FORNIA	ALASKA	HAWAII	DESTINATION UNKNOWN	TCC CODE	
(Z)	(Z)	16	(Z)	-	(Z)	(Z)	(Z)	(Z)	(Z)	(Z)	(Z)	(Z)	2	(Z)	(Z)	(Z)	36711	
(Z)	(Z)	2	-	(Z)	-	(Z)	(Z)	1	(Z)	(Z)	(Z)	(Z)	15	(Z)	(Z)	1	36741	
1	2	30	1	(Z)	(Z)	4	(Z)	1	1	2	1	1	62	(Z)	(Z)	3	36791	
34	18	125	2	2	2	16	6	28	14	1	28	20	264	4	6	12	369	
30	12	84	1	1	1	10	7	24	11	1	23	12	186	3	5	1	36911	
(Z)	(Z)	6	(Z)	(Z)	-	(Z)	(Z)	(Z)	(Z)	-	(Z)	1	14	-	(Z)	1	36921	
1	(Z)	1	(Z)	(Z)	(Z)	1	(Z)	(Z)	(Z)	(Z)	1	1	6	(Z)	(Z)	(Z)	36931	
2	2	35	(Z)	(Z)	-	(Z)	(Z)	(Z)	1	-	1	3	36	-	(Z)	10	36941	
5	(Z)	4	1	(Z)	(Z)	(Z)	(Z)	(Z)	(Z)	(Z)	(Z)	(Z)	5	-	-	(Z)	36999	
756	662	2 939	290	110	123	377	149	359	325	62	722	483	4 459	12	63	1 926	37	
617	564	2 529	220	81	54	340	107	313	222	52	451	269	3 970	5	36	488	371	
539	489	1 837	205	75	52	284	100	257	211	49	362	202	1 708	5	34	205	371	
337	203	1 101	97	40	24	137	34	154	135	41	218	128	1 317	1	34	5	37111	
199	284	693	105	35	28	138	66	102	74	7	141	68	346	4	-	193	37112	
2	1	10	1	(Z)	-	3	(Z)	1	1	1	1	1	25	(Z)	-	2	37113	
-	(Z)	12	2	-	-	-	-	-	(Z)	-	2	(Z)	12	-	-	-	37116	
1	1	21	(Z)	(Z)	-	(Z)	-	(Z)	(Z)	-	(Z)	(Z)	3	(Z)	(Z)	4	37119	
4	5	23	2	6	-	10	3	7	2	(Z)	11	3	31	(Z)	-	39	3713	
2	1	14	1	6	-	2	(Z)	7	1	(Z)	10	1	14	(Z)	-	8	37131	
1	5	9	1	-	-	2	-	2	(Z)	1	-	1	2	-	-	31	37132	
49	24	495	9	1	2	42	5	74	6	2	60	59	2 159	(Z)	(Z)	195	3714	
(Z)	-	-	-	-	(Z)	-	-	(Z)	-	-	(Z)	(Z)	134	(Z)	-	-	37143	
1	1	73	(Z)	1	(Z)	3	1	1	1	-	7	(Z)	601	(Z)	-	63	37144	
(Z)	(Z)	5	-	-	-	(Z)	-	30	(Z)	-	(Z)	(Z)	21	-	-	2	37145	
1	1	8	-	-	-	36	-	30	(Z)	-	5	2	111	-	-	-	37146	
(Z)	8	2	(Z)	-	(Z)	(Z)	(Z)	(Z)	(Z)	-	1	(Z)	81	(Z)	(Z)	(Z)	37147	
35	(Z)	94	1	-	1	(Z)	3	12	1	(Z)	5	15	264	-	(Z)	(Z)	37148	
10	5	277	8	(Z)	(Z)	2	1	1	5	1	27	34	927	(Z)	(Z)	130	37149	
12	36	101	2	(Z)	-	3	1	7	1	(Z)	12	11	24	-	-	24	37151	
11	11	14	10	(Z)	(Z)	2	12	21	7	(Z)	31	3	87	(Z)	(Z)	175	372	
9	5	2	(Z)	(Z)	-	(Z)	11	(Z)	(Z)	(Z)	(Z)	2	10	(Z)	-	163	3721	
8	5	1	-	-	-	-	11	(Z)	(Z)	-	(Z)	2	6	-	-	106	37211	
(Z)	(Z)	1	(Z)	(Z)	-	(Z)	-	(Z)	(Z)	(Z)	(Z)	(Z)	4	(Z)	-	58	37213	
1	1	2	(Z)	(Z)	(Z)	(Z)	(Z)	19	4	(Z)	1	(Z)	27	(Z)	(Z)	8	3722	
(Z)	1	1	(Z)	(Z)	-	(Z)	(Z)	18	(Z)	(Z)	1	(Z)	5	(Z)	(Z)	(Z)	37221	
(Z)	(Z)	(Z)	(Z)	(Z)	(Z)	(Z)	(Z)	1	4	(Z)	(Z)	(Z)	23	(Z)	(Z)	8	37222	
(Z)	(Z)	(Z)	(Z)	-	(Z)	(Z)	-	(Z)	(Z)	-	(Z)	(Z)	(Z)	(Z)	-	(Z)	37231	
1	5	9	10	(Z)	(Z)	2	(Z)	1	3	(Z)	31	(Z)	49	(Z)	(Z)	(Z)	37299	
72	2	124	1	3	2	(Z)	1	(Z)	1	(Z)	51	13	81	2	23	696	3732	
38	1	12	1	(Z)	2	(Z)	1	(Z)	1	(Z)	38	13	27	2	23	660	37321	
7	1	7	(Z)	(Z)	(Z)	-	-	-	(Z)	-	(Z)	(Z)	1	-	-	1	37322	
7	-	90	-	-	-	-	-	(Z)	-	(Z)	1	(Z)	1	-	(Z)	27	37323	
20	(Z)	14	(Z)	3	-	(Z)	-	(Z)	-	(Z)	12	(Z)	51	(Z)	(Z)	9	37329	
10	6	29	17	5	53	3	(Z)	2	3	(Z)	87	127	111	1	-	424	374	
6	2	1	4	(Z)	-	(Z)	(Z)	(Z)	1	-	1	-	6	-	-	6	3741	
-	-	-	-	-	-	-	-	-	1	-	-	-	-	-	-	-	-	37411
6	4	1	4	(Z)	-	(Z)	(Z)	(Z)	-	-	1	-	6	-	-	6	37413	
4	2	29	13	4	53	2	-	1	2	(Z)	86	128	105	1	-	418	3742	
-	-	-	-	-	-	-	-	-	-	-	-	-	(Z)	-	-	6	37421	
3	1	11	10	(Z)	53	-	-	1	-	-	52	98	89	1	-	407	37422	
1	3	13	1	1	-	-	-	(Z)	1	(Z)	33	23	13	-	(Z)	(Z)	37428	
4	5	12	(Z)	(Z)	(Z)	2	(Z)	(Z)	1	(Z)	22	1	12	(Z)	(Z)	3	3751	
(Z)	(Z)	4	(Z)	(Z)	-	(Z)	(Z)	(Z)	-	(Z)	1	(Z)	3	-	-	-	37511	
4	3	6	(Z)	(Z)	(Z)	1	(Z)	1	(Z)	1	(Z)	1	4	(Z)	(Z)	-	37512	
(Z)	1	1	(Z)	-	-	2	(Z)	(Z)	(Z)	(Z)	20	1	5	(Z)	-	3	37513	
3	(Z)	6	-	(Z)	-	(Z)	1	1	59	2	1	(Z)	34	(Z)	(Z)	(Z)	37691	
41	76	264	28	19	12	23	30	29	11	7	54	63	173	1	(Z)	106	379	
41	36	242	28	14	13	25	31	31	11	8	42	46	143	1	-	113	3791	
36	24	184	16	3	9	14	26	16	2	2	18	11	45	-	-	5	37911	
4	12	58	12	11	4	11	5	15	9	5	24	35	98	1	-	108	37912	
(Z)	54	28	3	5	1	(Z)	-	(Z)	(Z)	(Z)	24	21	48	(Z)	(Z)	20	3799	
(Z)	-	-	-	-	-	-	-	-	-	-	-	-	-	-	-	-	-	37993
(Z)	54	28	3	5	1	(Z)	-	(Z)	(Z)	(Z)	24	21	48	(Z)	(Z)	20	37999	
22	8	279	2	3	3	21	3	13	6	2	10	11	209	1	2	23	38	
2	1	3	(Z)	(Z)	(Z)	(Z)	(Z)	6	(Z)	(Z)	1	(Z)	7	(Z)	(Z)	(Z)	3811	
(Z)	(Z)	1	(Z)	-	(Z)	(Z)	(Z)	(Z)	(Z)	(Z)	(Z)	-	(Z)	(Z)	(Z)	(Z)	38111	
(Z)	(Z)	(Z)	(Z)	-	-	(Z)	(Z)	(Z)	(Z)	(Z)	(Z)	(Z)	(Z)	-	-	-	38112	
2	(Z)	1	(Z)	(Z)	(Z)	(Z)	(Z)	1	(Z)	(Z)	(Z)	(Z)	4	(Z)	(Z)	1	38113	
(Z)	(Z)	2	(Z)	(Z)	(Z)	(Z)	(Z)	4	-	-	(Z)	(Z)	3	(Z)	-	(Z)	38119	
3	1	18	(Z)	1	2	4	1	1	1	(Z)	2	1	39	(Z)	(Z)	8	382	
2	1	13	(Z)	1	2	3	1	1	(Z)	1	1	1	19	(Z)	(Z)	7	3821	
1	(Z)	5	(Z)	1	-	2	(Z)	(Z)	(Z)	(Z)	(Z)	(Z)	5	(Z)	(Z)	(Z)	38212	
(Z)	-	(Z)	(Z)	(Z)	-	(Z)	(Z)	(Z)	(Z)	(Z)	(Z)	(Z)	1	-	-	-	38213	
2	(Z)	8	(Z)	(Z)	2	2	(Z)	1	(Z)	(Z)	1	(Z)	13	(Z)	(Z)	7	38219	
1	1	4	(Z)	(Z)	1	1	(Z)	(Z)	(Z)	(Z)	1	(Z)	20	(Z)	(Z)	1	38221	
(Z)	(Z)	7	(Z)	(Z)	-	1	(Z)	(Z)	(Z)	-	(Z)	(Z)	2	(Z)	(Z)	1	38311	
13	4	67	1	2	1	5	2	2	3	(Z)	5	4	53	1	1	10	384	
2	1	16	(Z)	(Z)	(Z)	3	(Z)	1	5	(Z)	3	(Z)	29	(Z)	(Z)	4	3841	
1	1	12	(Z)	(Z)	(Z)	2	(Z)	1	1	(Z)	2	(Z)	24	(Z)	(Z)	2	38411	
(Z)	(Z)	5	(Z)	-	(Z)	-	-	(Z)	4	(Z)	1	(Z)	1	-	-	2	38412	
10	3	22	1	2	1	2	1	1	(Z)	1	1	1	21	1	(Z)	4	38421	
1	1	4	(Z)	(Z)	-	(Z)	1	(Z)	(Z)	(Z)	(Z)	(Z)	1	(Z)	(Z)	2	38431	
(Z)	(Z)	2	(Z)	(Z)	(Z)	(Z)	(Z)	(Z)	(Z)	(Z)	(Z)	(Z)	1	-	(Z)	1	38511	
4	1	179	1	(Z)	(Z)	10	(Z)	2	1	(Z)	1	6	99	(Z)	(Z)	2	3861	
(Z)	(Z)	24	(Z)	(Z)	(Z)	9	(Z)	(Z)	(Z)	(Z)	(Z)	(Z)	49	(Z)	(Z)	1	38612	
2	(Z)	(Z)	(Z)	-	(Z)	(Z)	(Z)	(Z)	1	(Z)	(Z)	(Z)	2	-	(Z)	(Z)	38613	
1	(Z)	139	(Z)	(Z)	(Z)	(Z)	(Z)	(Z)	(Z)	-	(Z)	(Z)	22	-	(Z)	1	38615	
1	1	15	(Z)	-	-	1	-	2	-	(Z)	(Z)	2	24	(Z)	(Z)	(Z)	38618	
(Z)	(Z)	(Z)	(Z)	(Z)	(Z)	(Z)	(Z)	(Z)	(Z)	(Z)	(Z)	3	1	(Z)	(Z)	(Z)	38619	
(Z)	(Z)	3	(Z)	(Z)	(Z)	(Z)	(Z)	(Z)	(Z)	1	1	(Z)	3	-	(Z)	(Z)	38711	
69	84	230	14	5	2	49	6	80	25	17	57	38	687	2	7	127	39	
(Z)	(Z)	2	(Z)	(Z)	(Z)	(Z)	1	(Z)	(Z)	(Z)	1	(Z)	10	(Z)	(Z)	2	391	
(Z)	(Z)	1	(Z)	(Z)	(Z)	(Z)	1	(Z)	(Z)	(Z)	(Z)	(Z)	4	(Z)	(Z)	(Z)	39111	
(Z)	(Z)	1	(Z)	(Z)	(Z)	(Z)	1	(Z)	(Z)	(Z)	(Z)	(Z)	6	(Z)	(Z)	1	39141	
2	1	8	(Z)	1	(Z)	1	(Z)	1	1	(Z)	3	3	21	(Z)	(Z)	(Z)	3931	
1	(Z)	6	(Z)	1	(Z)	1	(Z)	1	1	(Z)	2	2	10	(Z)	(Z)	-	39311	
1	(Z)	1	(Z)	(Z)	(Z)	(Z)	(Z)	(Z)	(Z)	1	1	(Z)	8	(Z)	-	-	39312	

TABLE 5. SHIPMENTS BY MANUFACTURING ESTABLISHMENTS--COMMODITIES BY STATE OF DESTINATION: 1977--CON.

TCC CODE	COMMODITY	TOTAL TDNS SHIPPED (THOU- SANDS)	NEW ENGLAND					MIDDLE ATLANTIC			
			MAINE	NEW HAMP- SHIRE	VER- MONT	MASSA- CHU- SETTS	RHODE ISLAND	CON- NECT- ICUT	NEW YORK	NEW JERSEY	PENN- SYL- VANIA
39313	PIANO AND ORGAN PARTS . . . . .	65	-	-	(Z)	(Z)	-	(Z)	5	(Z)	(Z)
39319	MUSICAL INSTRUMENTS, ACCESSORIES AND PARTS . . . . .	18	(Z)	(Z)	(Z)	1	(Z)	(Z)	1	2	1
394	TOYS, AMUSEMENT, SPORTING, AND ATHLETIC GOODS . . . . .	1 659	7	3	1	50	4	11	76	77	79
39411	GAMES AND TOYS * . . . . .	554	2	1	1	27	2	4	34	37	25
39421	DOLLS AND STUFFED TOY ANIMALS * . . . . .	83	1	(Z)	(Z)	1	(Z)	1	9	5	4
3943	CHILDREN'S VEHICLES AND PARTS, NEC . . . . .	109	(Z)	(Z)	-	1	(Z)	(Z)	12	6	14
3949	SPORTING AND ATHLETIC GOODS . . . . .	925	4	2	(Z)	15	2	9	17	29	36
39491	FISHING TACKLE, EQUIPMENT AND PARTS . . . . .	204	(Z)	(Z)	(Z)	(Z)	(Z)	(Z)	1	(Z)	1
39493	BOWLING ALLEYS, BALLS, AND SUPPLIES . . . . .	45	-	-	(Z)	-	-	(Z)	3	2	1
39496	GOLF CLUBS, BALLS, AND EQUIPMENT . . . . .	50	(Z)	(Z)	-	(Z)	-	(Z)	2	2	1
39496	BASEBALL, FOOTBALL, BASKETBALL, TENNIS EQUIP., ETC. . . . .	71	(Z)	(Z)	(Z)	5	(Z)	1	3	20	2
39497	PLAYGROUND AND GYMNASIUM EQUIPMENT . . . . .	66	-	-	-	4	2	(Z)	2	3	8
39499	SPORTING AND ATHLETIC GOODS, NEC . . . . .	446	1	2	(Z)	5	(Z)	7	4	1	22
395	PENS, PENCILS, OTHER OFFICE AND ARTISTS' MATERIALS . . . . .	432	(Z)	(Z)	(Z)	9	2	5	38	21	9
39511	PENS AND PARTS * . . . . .	37	(Z)	(Z)	-	2	2	(Z)	4	3	1
3952	PENCILS, CRAYONS, AND ARTISTS' MATERIALS . . . . .	173	(Z)	(Z)	(Z)	4	(Z)	2	25	9	5
39521	PENCILS AND CRAYONS . . . . .	38	(Z)	(Z)	-	1	(Z)	(Z)	1	2	1
39522	ARTISTS' MATERIALS . . . . .	134	(Z)	(Z)	(Z)	3	(Z)	2	24	7	4
39531	MARKING DEVICES * . . . . .	66	(Z)	(Z)	(Z)	1	(Z)	(Z)	3	3	2
39551	CARBON AND STENCIL PAPER AND INKED RIBBONS * . . . . .	157	(Z)	(Z)	(Z)	2	(Z)	3	4	2	2
396	COSTUME JEWELRY, NOVELTIES, BUTTONS, AND NOTIONS . . . . .	225	1	(Z)	(Z)	7	3	5	35	11	9
39611	COSTUME JEWELRY AND NOVELTIES * . . . . .	44	(Z)	(Z)	(Z)	-	2	1	13	5	1
39621	FEATHERS, PLUMES, ARTIFICIAL FLOWERS, AND FRUITS * . . . . .	57	(Z)	(Z)	-	4	(Z)	(Z)	3	2	4
39631	BUTTONS AND PARTS * . . . . .	12	(Z)	(Z)	-	(Z)	-	2	2	(Z)	(Z)
3964	NEEDLES, PINS, HOOKS, EYES, AND SIMILAR NOTIONS . . . . .	114	(Z)	(Z)	(Z)	2	1	2	17	5	4
39641	ZIPPERS AND SLIDE FASTENERS . . . . .	44	(Z)	(Z)	(Z)	(Z)	(Z)	(Z)	3	1	2
39642	NEEDLES, PINS, HOOKS, AND EYES . . . . .	70	(Z)	(Z)	(Z)	2	1	2	14	5	2
399	MISCELLANEOUS MANUFACTURED PRODUCTS . . . . .	2 014	2	2	(Z)	57	7	33	158	82	95
39911	BRUSHES AND BRUSHES * . . . . .	188	1	(Z)	(Z)	12	2	3	8	13	6
39921	LINOLEUM AND OTHER HARD SURFACE FLOOR COVERINGS * . . . . .	295	(Z)	-	-	2	3	1	25	10	15
3993	SIGNS AND ADVERTISING DISPLAYS . . . . .	458	(Z)	(Z)	(Z)	16	(Z)	13	82	15	7
39931	LUMINOUS TUBING AND BULB SIGNS . . . . .	107	(Z)	(Z)	-	2	(Z)	(Z)	23	6	2
39932	NON-ELECTRIC ADVERTISING SIGNS AND DISPLAYS . . . . .	261	(Z)	(Z)	(Z)	14	(Z)	12	59	9	5
39934	NON-ELECTRIC ROAD AND TRAFFIC SIGNS . . . . .	90	-	-	-	(Z)	-	-	-	(Z)	-
39941	DRYERS' GOODS * . . . . .	262	(Z)	(Z)	(Z)	7	-	3	16	6	21
39961	MATCHES * . . . . .	195	(Z)	(Z)	-	(Z)	-	8	(Z)	5	13
39971	FURS, DRESSED AND DYED . . . . .	1	-	-	-	-	-	-	1	(Z)	(Z)
3999	MANUFACTURED PRODUCTS, NEC . . . . .	695	(Z)	1	(Z)	19	1	7	45	39	37
39991	CHEMICAL FIRE EXTINGUISHING EQUIPMENT AND PARTS . . . . .	50	-	(Z)	-	1	-	-	2	1	5
39992	COMBINATION AMUSEMENT AND SERVICE MACHINES . . . . .	37	-	-	-	1	-	-	2	(Z)	1
39993	BEAUTY AND BARBER SHOP FURNITURE AND EQUIPMENT . . . . .	7	-	-	(Z)	1	(Z)	(Z)	2	(Z)	(Z)
39995	TOBACCO PIPES AND CIGARETTE HOLDERS . . . . .	9	(Z)	-	(Z)	3	-	(Z)	(Z)	(Z)	(Z)
39999	MISCELLANEOUS MANUFACTURED PRODUCTS, NEC . . . . .	551	(Z)	1	(Z)	13	1	4	35	36	29

TONS (THOUSANDS) SHIPPED BY STATE OF DESTINATION--CON.

EAST NORTH CENTRAL					WEST NORTH CENTRAL					SOUTH ATLANTIC			TCC CODE			
OHIO	INDIANA	ILLI-NOIS	MICH-IGAN	WISCON-SIN	MINNE-SOTA	IOWA	MISSOU-RI	NORTH DAKOTA	SOUTH DAKOTA	NEBRAS-KA	KANSAS	DELA-WARE	MARY-LAND	DISTRICT OF COLUMBIA	VIRGIN-IA	TCC CODE
(Z)	17	2	13	(Z)	(Z)	-	-	(Z)	-	(Z)	(Z)	-	(Z)	(Z)	(Z)	39313
1	(Z)	(Z)	1	1	(Z)	(Z)	(Z)	(Z)	(Z)	(Z)	(Z)	(Z)	1	-	(Z)	39319
78	24	78	32	47	15	42	24	2	1	6	6	11	21	2	12	394
24	12	42	15	26	6	3	12	1	1	3	4	3	11	1	4	39411
5	2	4	2	4	1	1	2	(Z)	(Z)	(Z)	1	1	1	(Z)	2	39421
2	3	7	2	3	(Z)	(Z)	2	(Z)	(Z)	1	(Z)	(Z)	4	(Z)	1	3943
50	6	18	13	8	10	45	5	(Z)	1	2	2	1	7	(Z)	5	3949
1	(Z)	(Z)	(Z)	(Z)	(Z)	1	2	(Z)	(Z)	(Z)	(Z)	-	(Z)	-	(Z)	39491
8	2	4	2	1	(Z)	2	1	(Z)	(Z)	1	(Z)	(Z)	(Z)	(Z)	(Z)	39493
14	(Z)	3	3	3	(Z)	(Z)	(Z)	-	-	(Z)	1	(Z)	(Z)	(Z)	(Z)	39494
1	(Z)	4	1	-	(Z)	1	(Z)	-	1	(Z)	(Z)	(Z)	1	(Z)	(Z)	39496
(Z)	1	(Z)	1	4	3	1	(Z)	(Z)	(Z)	(Z)	(Z)	-	-	-	-	39497
10	3	6	7	1	3	41	2	(Z)	(Z)	(Z)	(Z)	(Z)	5	(Z)	2	39499
29	7	37	18	8	6	5	7	1	(Z)	8	2	(Z)	13	2	12	395
1	(Z)	4	4	(Z)	(Z)	1	(Z)	(Z)	(Z)	(Z)	(Z)	(Z)	(Z)	(Z)	(Z)	39511
6	6	16	10	2	3	3	1	1	(Z)	3	1	(Z)	4	(Z)	6	3952
3	1	2	1	(Z)	2	3	(Z)	(Z)	(Z)	(Z)	(Z)	(Z)	1	(Z)	1	39521
3	5	15	9	1	1	(Z)	1	1	(Z)	3	1	-	3	(Z)	6	39522
14	(Z)	5	1	(Z)	(Z)	(Z)	1	(Z)	(Z)	(Z)	(Z)	(Z)	(Z)	(Z)	1	39531
11	(Z)	13	2	8	1	1	6	(Z)	(Z)	8	2	(Z)	9	(Z)	3	39531
7	2	13	6	1	1	(Z)	5	(Z)	(Z)	1	1	(Z)	3	(Z)	4	396
1	(Z)	3	1	(Z)	(Z)	(Z)	1	(Z)	-	(Z)	(Z)	(Z)	(Z)	(Z)	1	39611
3	1	3	2	(Z)	(Z)	(Z)	2	(Z)	-	1	(Z)	(Z)	2	(Z)	1	39621
(Z)	(Z)	(Z)	1	(Z)	(Z)	(Z)	(Z)	-	(Z)	(Z)	(Z)	-	(Z)	-	(Z)	39631
3	1	7	2	1	(Z)	1	(Z)	2	(Z)	1	(Z)	(Z)	1	-	1	3964
1	(Z)	5	(Z)	(Z)	(Z)	(Z)	(Z)	(Z)	-	(Z)	(Z)	(Z)	1	-	1	39641
2	(Z)	2	2	(Z)	(Z)	(Z)	2	-	(Z)	(Z)	(Z)	(Z)	(Z)	-	(Z)	39642
78	45	130	117	20	51	13	39	1	5	14	23	1	47	3	31	399
14	7	29	6	2	2	1	4	(Z)	1	(Z)	1	(Z)	2	(Z)	1	39911
3	3	19	21	3	2	(Z)	(Z)	-	-	5	3	(Z)	5	-	(Z)	39921
12	2	23	8	2	16	5	11	(Z)	4	4	3	(Z)	2	1	2	3993
3	1	3	3	1	(Z)	1	2	-	-	3	2	(Z)	1	(Z)	1	39931
2	1	16	1	1	16	1	1	(Z)	(Z)	1	1	-	1	1	1	39932
7	(Z)	4	4	-	-	4	8	-	4	-	-	-	(Z)	-	-	39934
15	10	15	10	6	6	5	9	-	-	(Z)	7	-	6	(Z)	4	39941
30	(Z)	11	2	(Z)	6	2	4	(Z)	(Z)	3	3	-	12	(Z)	5	39961
(Z)	(Z)	(Z)	-	-	(Z)	(Z)	-	-	-	-	-	-	-	-	-	39971
9	32	43	71	8	15	2	9	(Z)	(Z)	2	1	(Z)	23	2	20	3999
1	1	7	4	1	2	(Z)	(Z)	-	(Z)	1	(Z)	-	(Z)	-	(Z)	39991
-	-	1	6	(Z)	1	-	1	-	(Z)	-	(Z)	-	(Z)	-	(Z)	39992
(Z)	(Z)	(Z)	(Z)	(Z)	(Z)	-	-	-	-	-	(Z)	-	(Z)	(Z)	(Z)	39993
(Z)	(Z)	2	(Z)	(Z)	(Z)	(Z)	(Z)	-	-	-	-	(Z)	(Z)	(Z)	(Z)	39995
7	29	32	57	6	12	1	7	(Z)	(Z)	1	(Z)	(Z)	22	2	19	39999



TABLE 5. SHIPMENTS BY MANUFACTURING ESTABLISHMENTS--COMMODITIES BY STATE OF DESTINATION: 1977--CDN.

TCC CODE	COMMODITY	SOUTH ATLANTIC--CDN.					EAST SOUTH CENTRAL				WSC	
		WEST VIR- GINIA	NORTH CARO- LINA	SOUTH CARO- LINA	GEORGIA	FLDRIDA	KEN- TUCKY	TEN- NESSEE	ALA- BAMA	MISSIS- SIPPI		ARKAN- SAS
39313	PIANO AND ORGAN PARTS . . . . .	-	9	3	(Z)	(Z)	1	(Z)	(Z)	8	4	
39319	MUSICAL INSTRUMENTS, ACCESSORIES AND PARTS . . . . .	(Z)	(Z)	(Z)	1	(Z)	(Z)	(Z)	(Z)	(Z)	(Z)	
394	TOYS, AMUSEMENT, SPORTING, AND ATHLETIC GOODS . . . . .	15	28	17	40	48	7	39	10	9	11	
39411	GAMES AND TOYS * . . . . .	5	13	9	22	22	3	17	2	2	4	
39421	DOLLS AND STUFFED TOY ANIMALS * . . . . .	(Z)	2	1	2	3	(Z)	5	1	(Z)	(Z)	
3943	CHILDREN'S VEHICLES AND PARTS, NEC . . . . .	(Z)	7	1	4	8	1	3	1	(Z)	(Z)	
3949	SPORTING AND ATHLETIC GOODS . . . . .	1	10	6	5	9	2	6	4	5	4	
39491	FISHING TACKLE, EQUIPMENT AND PARTS . . . . .	-	3	(Z)	1	(Z)	(Z)	(Z)	(Z)	(Z)	(Z)	
39493	BOWLING ALLEYS, BALLS, AND SUPPLIES . . . . .	(Z)	2	(Z)	(Z)	2	(Z)	1	1	(Z)	-	
39494	GOLF CLUBS, BALLS, AND EQUIPMENT . . . . .	(Z)	2	(Z)	(Z)	1	(Z)	(Z)	(Z)	(Z)	-	
39496	BASEBALL, FOOTBALL, BASKETBALL, TENNIS EQUIP., ETC. . . . .	(Z)	2	2	2	(Z)	(Z)	1	(Z)	(Z)	(Z)	
39497	PLAYGROUND AND GYMNASIUM EQUIPMENT . . . . .	(Z)	(Z)	(Z)	(Z)	1	(Z)	1	2	1	(Z)	
39499	SPORTING AND ATHLETIC GOODS, NEC . . . . .	(Z)	(Z)	3	2	3	1	2	(Z)	1	1	
395	PENS, PENCILS, OTHER OFFICE AND ARTISTS' MATERIALS . . . . .	1	8	3	9	13	3	13	13	1	2	
39511	PENS AND PARTS * . . . . .	(Z)	2	(Z)	(Z)	2	(Z)	(Z)	(Z)	(Z)	(Z)	
3952	PENCILS, CRAYONS, AND ARTISTS' MATERIALS . . . . .	1	1	1	2	2	1	6	(Z)	1	1	
39521	PENCILS AND CRAYONS . . . . .	(Z)	1	(Z)	1	1	1	1	(Z)	(Z)	1	
39522	ARTISTS' MATERIALS . . . . .	(Z)	(Z)	1	1	1	(Z)	4	(Z)	(Z)	(Z)	
39531	MARKING DEVICES * . . . . .	(Z)	1	(Z)	1	1	(Z)	1	10	(Z)	1	
39551	CARBON AND STENCIL PAPER AND INKED RIBBONS * . . . . .	(Z)	4	1	6	11	1	6	6	(Z)	1	
396	COSTUME JEWELRY, NOVELTIES, BUTTONS, AND NOVELTIES . . . . .	1	11	2	15	9	3	9	2	4	1	
39611	COSTUME JEWELRY AND NOVELTIES * . . . . .	(Z)	(Z)	(Z)	(Z)	1	(Z)	(Z)	(Z)	(Z)	(Z)	
39621	FEATHERS, PLUMES, ARTIFICIAL FLOWERS, AND FRUITS * . . . . .	(Z)	2	1	2	1	2	1	1	(Z)	(Z)	
39631	BUTTONS AND PARTS * . . . . .	-	(Z)	(Z)	(Z)	1	(Z)	1	(Z)	(Z)	(Z)	
3964	NEEDLES, PINS, HOOKS, EYES, AND SIMILAR NOVELTIES . . . . .	(Z)	9	1	13	6	1	7	1	3	(Z)	
39641	ZIPPERS AND SLIDE FASTENERS . . . . .	(Z)	5	(Z)	6	(Z)	(Z)	4	(Z)	3	(Z)	
39642	NEEDLES, PINS, HOOKS, AND EYES . . . . .	(Z)	4	(Z)	7	5	(Z)	3	(Z)	(Z)	(Z)	
399	MISCELLANEOUS MANUFACTURED PRODUCTS . . . . .	11	49	13	46	78	38	47	26	16	36	
39911	BROOMS AND BRUSHES * . . . . .	1	12	(Z)	4	4	2	2	2	1	2	
39921	LINOLEUM AND OTHER HARD SURFACE FLOOR COVERINGS * . . . . .	4	5	4	8	14	5	7	5	1	3	
3993	SIGNS AND ADVERTISING DISPLAYS . . . . .	(Z)	3	2	4	16	18	1	13	1	19	
39931	LUMINOUS TUBING AND BULB SIGNS . . . . .	(Z)	2	1	2	12	5	1	5	1	(Z)	
39932	NON-ELECTRIC ADVERTISING SIGNS AND DISPLAYS . . . . .	(Z)	1	2	1	2	13	1	1	1	(Z)	
39934	NON-ELECTRIC ROAD AND TRAFFIC SIGNS . . . . .	-	-	-	-	2	-	(Z)	7	(Z)	19	
39941	HORTICULTURAL GOODS * . . . . .	3	13	4	7	7	9	21	1	1	6	
39961	HATCHES * . . . . .	(Z)	5	1	9	18	2	4	(Z)	-	(Z)	
39971	FURS, DRESSED AND DYED * . . . . .	-	-	-	-	-	-	-	-	-	-	
3999	MANUFACTURED PRODUCTS, NEC . . . . .	3	12	1	18	29	4	19	2	16	5	
39991	CHEMICAL FIRE EXTINGUISHING EQUIPMENT AND PARTS . . . . .	1	(Z)	(Z)	(Z)	1	1	2	(Z)	(Z)	-	
39992	COIN-OPERATED AMUSEMENT AND SERVICE MACHINES . . . . .	-	-	-	(Z)	1	(Z)	(Z)	-	-	-	
39993	BEAUTY AND BARBER SHOP FURNITURE AND EQUIPMENT . . . . .	-	(Z)	(Z)	1	(Z)	(Z)	(Z)	(Z)	-	(Z)	
39995	TOBACCO PIPES AND CIGARETTE HOLDERS . . . . .	(Z)	(Z)	(Z)	(Z)	(Z)	(Z)	(Z)	(Z)	(Z)	(Z)	
39999	MISCELLANEOUS MANUFACTURED PRODUCTS, NEC . . . . .	1	11	1	14	27	1	16	1	15	5	

TONS (THOUSANDS) SHIPPED BY STATE OF DESTINATION--CON.

WEST SOUTH CENTRAL--CON.			MOUNTAIN								PACIFIC					TCC CODE	
LOUISIANA	OKLAHOMA	TEXAS	MONTANA	IDAHO	WYOMING	COLORADO	NEW MEXICO	ARIZONA	UTAH	NEVADA	WASHINGTON	OREGON	CALIFORNIA	ALASKA	HAWAII	DESTINATION UNKNOWN	
(Z)	-	1	(Z)	(Z)	(Z)	(Z)	(Z)	(Z)	(Z)	-	(Z)	(Z)	(Z)	-	-	(Z)	39313
(Z)	1	(Z)	(Z)	(Z)	(Z)	(Z)	(Z)	(Z)	(Z)	(Z)	(Z)	(Z)	(Z)	3	(Z)	(Z)	- 39319
13	108	76	8	3	1	23	2	58	14	2	27	10	355	2	2	22	394
6	4	28	4	(Z)	(Z)	10	1	3	8	1	18	6	60	(Z)	(Z)	4	39411
1	1	9	-	-	-	1	(Z)	(Z)	(Z)	(Z)	(Z)	(Z)	7	(Z)	(Z)	1	39421
(Z)	9	6	-	-	-	(Z)	-	(Z)	(Z)	(Z)	(Z)	(Z)	6	-	-	3	3943
6	187	21	1	4	(Z)	5	1	57	3	1	10	3	271	1	(Z)	15	3949
1	186	1	(Z)	(Z)	(Z)	(Z)	(Z)	-	(Z)	(Z)	1	(Z)	1	(Z)	(Z)	(Z)	39491
(Z)	(Z)	3	(Z)	-	(Z)	(Z)	-	-	-	(Z)	(Z)	(Z)	8	-	-	1	39493
(Z)	(Z)	4	(Z)	3	(Z)	(Z)	-	(Z)	(Z)	1	(Z)	(Z)	10	(Z)	-	(Z)	39494
1	(Z)	3	(Z)	(Z)	-	1	(Z)	(Z)	2	(Z)	(Z)	(Z)	10	(Z)	(Z)	3	39496
3	(Z)	6	(Z)	(Z)	-	1	(Z)	(Z)	1	(Z)	1	(Z)	6	(Z)	-	10	39497
1	1	3	1	(Z)	(Z)	3	(Z)	56	(Z)	(Z)	7	2	236	(Z)	(Z)	(Z)	39499
4	1	26	4	(Z)	(Z)	4	(Z)	2	1	2	7	3	51	(Z)	(Z)	20	395
(Z)	(Z)	2	(Z)	(Z)	(Z)	1	(Z)	(Z)	(Z)	-	(Z)	(Z)	4	(Z)	(Z)	1	39511
1	(Z)	4	3	(Z)	(Z)	1	(Z)	1	1	1	3	1	26	(Z)	(Z)	5	3952
(Z)	(Z)	1	-	(Z)	(Z)	1	(Z)	(Z)	(Z)	1	1	(Z)	3	(Z)	(Z)	4	39521
(Z)	(Z)	3	3	(Z)	-	1	(Z)	1	1	1	3	(Z)	23	-	(Z)	1	39522
1	(Z)	4	(Z)	-	(Z)	(Z)	(Z)	(Z)	1	(Z)	(Z)	(Z)	9	(Z)	(Z)	4	39531
3	1	20	1	(Z)	(Z)	1	(Z)	(Z)	(Z)	(Z)	2	1	5	(Z)	(Z)	10	39551
2	1	22	(Z)	(Z)	(Z)	2	1	1	(Z)	1	2	1	17	(Z)	2	5	396
(Z)	(Z)	1	(Z)	(Z)	-	(Z)	(Z)	(Z)	(Z)	1	(Z)	(Z)	5	(Z)	1	(Z)	39611
1	(Z)	3	(Z)	(Z)	(Z)	(Z)	(Z)	(Z)	(Z)	-	1	(Z)	6	(Z)	(Z)	4	39621
-	(Z)	(Z)	-	-	-	(Z)	(Z)	-	(Z)	-	(Z)	(Z)	(Z)	-	-	(Z)	39631
(Z)	(Z)	14	-	-	-	1	-	(Z)	(Z)	-	(Z)	1	5	(Z)	(Z)	1	3964
(Z)	(Z)	6	-	-	-	(Z)	-	(Z)	(Z)	-	(Z)	(Z)	3	-	-	-	39641
(Z)	(Z)	8	-	-	-	1	-	(Z)	(Z)	-	(Z)	1	2	(Z)	(Z)	1	39642
46	27	95	(Z)	1	1	24	2	18	4	15	15	21	245	(Z)	2	82	399
1	(Z)	6	(Z)	(Z)	(Z)	2	(Z)	1	(Z)	1	1	(Z)	26	-	-	4	39911
5	6	16	-	1	-	3	-	7	(Z)	(Z)	6	-	71	-	-	4	39921
4	4	18	(Z)	-	(Z)	10	1	2	1	1	3	(Z)	49	(Z)	(Z)	49	3993
1	1	5	-	-	(Z)	6	1	1	1	5	3	(Z)	3	(Z)	(Z)	(Z)	39931
3	2	13	(Z)	-	(Z)	4	1	1	(Z)	4	(Z)	(Z)	17	(Z)	-	49	39932
(Z)	(Z)	(Z)	-	-	-	(Z)	-	-	-	-	(Z)	-	29	-	-	-	39934
4	5	14	-	-	-	2	-	1	1	-	1	2	12	-	-	1	39941
2	(Z)	13	(Z)	-	-	4	-	6	-	1	(Z)	1	21	-	-	-	39961
(Z)	-	-	-	-	-	(Z)	-	-	(Z)	-	-	-	(Z)	-	-	-	39971
31	5	27	(Z)	(Z)	(Z)	3	(Z)	1	(Z)	1	4	23	75	(Z)	2	29	3999
1	(Z)	7	(Z)	-	(Z)	1	(Z)	(Z)	-	(Z)	(Z)	(Z)	4	(Z)	-	(Z)	39991
15	(Z)	1	-	-	-	(Z)	-	-	-	1	(Z)	(Z)	5	-	-	(Z)	39992
(Z)	-	(Z)	-	(Z)	(Z)	(Z)	-	(Z)	-	-	(Z)	(Z)	1	-	-	(Z)	39993
(Z)	(Z)	(Z)	-	-	-	(Z)	(Z)	-	-	(Z)	-	-	2	-	-	(Z)	39995
9	4	19	(Z)	(Z)	(Z)	1	(Z)	(Z)	(Z)	(Z)	1	22	57	(Z)	2	29	39999

TABLE 6. SHIPMENTS BY MANUFACTURING ESTABLISHMENTS--COMMODITIES BY PRODUCTION AREA OF DESTINATION: 1977

TDNS (THOUSANDS) SHIPPED BY PRODUCTION AREA OF DESTINATION

TCC CODE	COMMODITY	TOTAL TDNS SHIPPED (THOUSANDS)	NEW ENGLAND				MIDDLE ATLANTIC				
			PA 1-1 (80ST)	PA 1-2 (HART)	PA 2-1 (NYNY)	PA 2-2 (N.NJ)	PA 2-3 (PHIL)	PA 2-4 (HARR)	PA 2-5 (ALLN)	PA 2-6 (N.PA)	PA 2-7 (SYRA)
	ALL COMMODITIES . . . . .	3 311 992	26 814	19 057	59 784	53 629	84 939	15 124	8 268	6 710	17 161
20	FOOD AND KINDRED PRODUCTS . . . . .	426 587	6 378	2 604	21 807	7 309	8 471	4 573	2 618	1 294	3 322
201	MEAT: FRESH, CHILLED, FROZEN . . . . .	42 728	978	272	1 898	1 105	1 155	178	51	145	302
2011	MEAT, FRESH AND CHILLED, NEC . . . . .	16 753	448	97	1 126	543	408	33	23	93	133
20111	CARCASSES (WHOLE, PARTS), FRESH . . . . .	8 392	128	34	913	349	234	25	5	59	39
20119	MEAT, FRESH AND CHILLED, NEC . . . . .	8 360	320	63	213	194	175	8	17	34	95
2012	MEAT, FRESH-FROZEN . . . . .	1 253	22	9	39	40	3	(Z)	2	5	5
20121	CARCASSES (WHOLE, PARTS), FRESH-FROZEN . . . . .	57	-	-	1	-	-	-	-	-	1
20129	MEAT, FRESH-FROZEN, NEC . . . . .	1 195	22	9	38	40	3	(Z)	2	5	4
2013	MEAT PRODUCTS . . . . .	8 847	116	69	76	240	269	20	1	4	58
20131	LARD . . . . .	821	15	4	8	6	-	-	-	(Z)	1
20132	MEATS AND SAUSAGE: COOKED, CURED, DRIED . . . . .	5 893	94	8	62	165	185	17	1	4	51
20133	SAUSAGE, FRESH . . . . .	743	(Z)	24	(Z)	44	40	-	-	(Z)	5
20134	CANNED MEAT . . . . .	979	5	21	6	26	36	2	-	(Z)	1
20139	MEAT PRODUCTS, NEC . . . . .	414	2	12	-	(Z)	8	(Z)	(Z)	-	-
2014	ANIMAL BYPRODUCTS, INEDIBLE . . . . .	9 067	169	7	257	68	201	74	10	1	36
20141	HIDES, PELTS, AND SKINS, NOT TANNED . . . . .	972	16	-	31	-	1	-	-	-	-
20143	GREASE AND INEDIBLE TALLOW . . . . .	3 949	139	-	197	22	74	44	-	-	-
20144	ANIMAL REFUSE, TANKAGE, MEAT MEAL, DRIED BLOOD, ETC. . . . .	3 417	13	7	23	45	1	30	2	1	36
20149	ANIMAL BYPRODUCTS, INEDIBLE, NEC . . . . .	729	-	-	5	(Z)	125	-	8	-	-
2015	DRESSED POULTRY AND SMALL GAME: FRESH, CHILLED . . . . .	4 614	87	33	159	123	269	37	9	38	13
20151	DRESSED POULTRY AND SMALL GAME: FRESH, CHILLED . . . . .	4 445	87	33	159	123	269	37	9	38	13
20158	POULTRY AND SMALL GAME BYPRODUCTS: FRESH, CHILLED . . . . .	169	-	-	-	-	-	-	-	-	-
2016	DRESSED POULTRY AND SMALL GAME, FRESH-FROZEN . . . . .	1 797	21	7	96	47	22	19	12	12	24
20161	DRESSED POULTRY AND SMALL GAME, FRESH-FROZEN . . . . .	1 637	20	7	77	47	22	19	12	12	23
20168	POULTRY AND SMALL GAME BYPRODUCTS, FRESH-FROZEN . . . . .	160	(Z)	-	20	-	-	-	-	-	1
2017	PROCESSED POULTRY, SMALL GAME, AND EGGS . . . . .	723	1	5	20	35	37	1	1	3	10
20171	CANNED POULTRY AND SMALL GAME . . . . .	357	1	14	25	21	(Z)	1	1	3	10
20172	EGGS: CANNED, DRIED, FROZEN, LIQUID . . . . .	366	-	4	6	10	16	1	-	-	(Z)
202	DAIRY PRODUCTS . . . . .	44 372	421	560	2 219	199	1 442	191	142	39	332
20211	CREAMERY BUTTER * . . . . .	602	9	1	3	4	19	-	3	(Z)	10
2023	CONDENSED, EVAPORATED, AND DRY MILK . . . . .	3 373	39	9	68	77	83	120	7	8	48
20231	DRY MILK PRODUCTS . . . . .	1 595	21	4	33	21	31	61	3	2	25
20233	EVAPORATED AND CONDENSED MILK PRODUCTS . . . . .	772	17	5	31	31	52	58	4	-	23
20234	ICE CREAM MIX, ICE MILK MIX . . . . .	1 006	-	-	4	26	-	(Z)	(Z)	6	(Z)
20241	ICE CREAM AND RELATED FROZEN DESSERTS * . . . . .	2 709	90	25	138	33	113	15	31	10	60
2025	CHEESE AND SPECIAL DAIRY PRODUCTS . . . . .	6 256	63	19	186	82	139	8	59	9	11
20251	CHEESE . . . . .	2 638	61	14	101	82	62	4	58	9	9
20252	COTTAGE CHEESE . . . . .	2 918	-	2	40	45	77	1	-	-	1
20259	SPECIAL DAIRY PRODUCTS, NEC . . . . .	2 698	-	4	45	(Z)	(Z)	2	(Z)	(Z)	227
2026	PROCESSED WHOLE MILK, SKIM MILK, CREAM, ETC. . . . .	35 780	246	1 434	2 347	-	1 204	14	(Z)	(Z)	2
20261	BULK FLUID MILK, SKIM MILK, CREAM . . . . .	11 249	-	13	18	-	273	-	-	-	2
20262	PACKAGEO (GLASS, PAPER) FLUID MILK, SKIM MILK, CREAM . . . . .	22 719	233	1 416	2 294	-	803	12	(Z)	(Z)	182
20264	BUTTERMILK, CHOCOLATE MILK, FLAVORED MILK DRINKS . . . . .	1 812	-	(Z)	26	-	128	2	(Z)	(Z)	42
203	CANNED AND PRESERVED FRUITS, VEGETABLES, SEAFOODS . . . . .	36 825	739	275	1 388	990	2 077	352	91	93	411
2031	CANNED AND CURED SEAFOODS . . . . .	573	25	11	69	13	10	12	(Z)	(Z)	16
20311	CANNED FISH AND OTHER SEAFOODS, INCL. SOUPS . . . . .	555	23	10	62	13	10	12	(Z)	(Z)	16
20314	SMOKEO, SALTEO, PICKLEO, AND DRIED SEAFOODS . . . . .	18	1	(Z)	6	(Z)	(Z)	-	-	-	(Z)
2032	CANNED SPECIALTIES . . . . .	4 843	143	44	139	121	86	44	10	26	72
20321	CANNED BABY FOODS . . . . .	720	21	17	54	33	10	9	1	5	5
20322	CANNED SOUPS, EXC. FROZEN AND SEAFOOD SOUPS . . . . .	1 548	56	16	41	11	21	12	5	10	22
20323	CANNED BEAN SPECIALTIES . . . . .	1 723	30	4	19	37	38	10	1	5	21
20329	CANNED SPECIALTIES, NEC . . . . .	853	36	7	25	40	16	13	2	6	23
2033	CANNED FRUITS, VEGETABLES, JAMS, JELLIES, PRESERVES . . . . .	16 008	254	75	817	451	499	179	39	35	155
20331	CANNED FRUITS . . . . .	4 042	116	4	199	93	221	40	9	9	37
20332	CANNED VEGETABLES . . . . .	4 617	71	25	51	80	64	103	4	2	27
20333	CANNED HOMINY AND MUSHROOMS . . . . .	191	-	-	13	6	-	-	-	2	-
20334	CANNED FRUIT JUICES . . . . .	3 578	39	12	334	188	42	26	22	8	23
20335	CANNED VEGETABLE JUICES . . . . .	701	2	-	19	1	54	-	-	1	6
20336	CATSUP AND OTHER TOMATO SAUCES . . . . .	2 237	12	10	124	69	112	9	(Z)	12	35
20338	JAMS, JELLIES, AND PRESERVES . . . . .	524	6	3	70	14	5	1	4	1	23
2034	DRIED AND DEHYDRATED FRUITS, VEGETABLES, SOUPS . . . . .	1 025	16	7	21	48	23	12	1	1	1
20341	DRIED AND DEHYDRATED FRUITS . . . . .	473	12	2	14	37	18	8	-	-	-
20342	DRIED AND DEHYDRATED VEGETABLES AND SOUPS . . . . .	243	3	2	7	5	4	(Z)	1	1	1
20343	DRIED AND DEHYDRATED POTATOES AND PRODUCTS, EXC. CHIPS . . . . .	310	2	3	(Z)	6	1	4	(Z)	(Z)	1
2035	PICKLES, SAUCES, SEASONINGS, AND SALAD DRESSINGS . . . . .	3 889	33	22	148	105	96	28	15	7	44
20352	PICKLES AND OTHER PICKLED PRODUCTS . . . . .	1 951	9	6	64	39	64	6	3	3	33
20354	SALAD DRESSINGS, MAYONNAISE, AND SANDWICH SPREADS . . . . .	1 599	20	16	83	36	19	19	12	4	7
20359	SAUCES AND SEASONINGS, NEC . . . . .	339	3	(Z)	1	30	14	3	(Z)	(Z)	4
2036	FRESH AND FROZEN PACKAGED FISH AND OTHER SEAFOODS . . . . .	2 340	38	9	20	10	1 129	13	2	4	9
20361	FROZEN PROCESSED (PACKAGED) FISH AND OTHER SEAFOODS . . . . .	2 175	35	9	9	10	1 125	13	(Z)	4	7
20362	FRESH PROCESSED (PACKAGED) FISH AND OTHER SEAFOODS . . . . .	164	3	-	11	-	4	(Z)	1	(Z)	2
2037	FROZEN FRUITS, FRUIT JUICES, AND VEGETABLES . . . . .	6 053	173	77	193	221	224	52	9	8	60
20371	FROZEN FRUITS . . . . .	194	15	(Z)	16	(Z)	14	9	5	2	(Z)
20372	FROZEN JUICES AND ADES . . . . .	1 866	128	6	61	123	149	5	2	2	38
20373	FROZEN VEGETABLES . . . . .	3 566	30	59	115	99	61	33	2	3	22
20379	FROZEN FRUITS, JUICES, AND VEGETABLES, NEC . . . . .	1 428	-	11	1	-	(Z)	5	-	2	(Z)
2038	FROZEN SPECIALTIES . . . . .	2 773	42	27	60	52	52	4	11	6	41
20381	FROZEN PREPARED FOODS AND SOUPS, EXC. SEAFOODS . . . . .	1 885	31	24	39	44	49	2	8	3	33
20389	FROZEN SPECIALTIES, NEC . . . . .	888	12	3	20	9	4	2	2	3	8
204	GRAIN MILL PRODUCTS . . . . .	109 538	829	357	1 882	2 071	1 313	1 568	362	262	531
2041	FLDUR AND OTHER GRAIN MILL PRODUCTS . . . . .	22 426	259	196	840	1 032	591	196	42	112	217
20411	WHEAT FLDUR . . . . .	13 085	236	113	796	893	431	134	33	69	91
20412	WHEAT BRAN, MIDDINGS, AND SHORTS . . . . .	4 513	18	40	7	9	67	30	-	5	115
20413	CORNMEAL AND FLOUR . . . . .	2 239	-	(Z)	29	123	78	(Z)	-	(Z)	7
20414	RYE FLOUR AND MEAL . . . . .	133	(Z)	-	6	-	3	-	-	-	(Z)
20418	GRAIN MILL BYPRODUCTS . . . . .	1 450	-	-	-	-	11	20	-	35	1
20419	FLDUR AND OTHER GRAIN MILL PRODUCTS, NEC . . . . .	984	6	40	1	5	(Z)	11	8	1	2
2042	PREPARED FEED: ANIMAL, FISH, AND POULTRY . . . . .	65 059	241	54	223	139	322	1 637	376	11	100
20421	PREPARED FEED: ANIMAL, FISH, AND POULTRY . . . . .	62 352	143	16	139	80	254	1 554	348	10	50
20423	CANNED FEED: ANIMAL, FISH, AND POULTRY . . . . .	2 707	98	38	84	59	66	83	28	1	49
2043	CEREL PREPARATIONS . . . . .	1 845	77	16	26	77	41	70	1	5	22
20431	COOKED CERELS: FLAKED, GRANULATED, ETC. . . . .	1 492	41	16	19	73	38	55	1	5	20
20432	CERELS, UNCOOKED . . . . .	353	36	-	8	5	4	15	(Z)	(Z)	2
2044	RICE, MILLED, FLOUR AND MEAL . . . . .	6 808	52	8	480	308	41	35	-	-	1
20441	RICE, CLEANED . . . . .	4 730	52	8	453	288	41	33	-	-	1
20442	RICE FLDUR, BRAN AND MEAL . . . . .	586	-	-	-	-	-	-	-	-	-
20443	BREWERS RICE . . . . .	480	-	-	-	15	-	2	-	-	-



TONS (THOUSANDS) SHIPPED BY PRODUCTION AREA OF DESTINATION--CON.

M.A.--CON.		EAST NORTH CENTRAL								WEST NORTH CENTRAL				SOUTH ATLANTIC		TCC CODE
PA 2-8 (BUFF)	PA 2-9 (PITT)	PA 3-1 (CLEV)	PA 3-2 (COLU)	PA 3-3 (CINC)	PA 3-4 (OETR)	PA 3-5 (LANS)	PA 3-6 (G.R.)	PA 3-7 (INOP)	PA 3-8 (CHIC)	PA 3-9 (MILW)	PA 4-1 (STLO)	PA 4-2 (K.C.)	PA 4-3 (H.SP)	PA 5-1 (BALT)	PA 5-2 (OC-HO-VA)	
45 243	43 657	73 746	12 117	26 835	93 154	26 827	5 000	20 461	121 250	27 126	42 090	37 367	38 766	31 483	16 197	ALL
3 466	2 007	3 704	2 713	4 829	6 478	4 589	987	5 259	18 102	2 425	4 507	4 394	4 300	3 603	4 019	20
371	378	483	350	553	1 104	73	110	163	2 291	642	375	600	468	358	271	201
143	189	107	45	201	845	5	58	93	981	283	154	312	188	127	79	2011
35	10	26	2	5	233	-	3	2	483	113	43	189	107	40	33	20111
109	179	81	43	197	612	5	54	91	499	169	111	123	82	88	45	20119
8	12	18	15	6	12	-	(Z)	13	158	16	9	10	12	22	21	2012
(Z)	9	15	2	-	-	-	-	-	2	-	-	-	-	(Z)	(Z)	20121
7	3	3	13	6	12	-	(Z)	13	156	16	9	10	12	22	21	20129
111	56	103	107	191	138	3	7	31	274	73	101	89	107	93	115	2013
(Z)	(Z)	9	14	6	(Z)	-	-	-	43	-	12	46	1	4	7	20131
49	39	62	92	183	76	2	7	28	145	64	79	32	61	44	86	20132
17	9	16	1	(Z)	58	-	-	-	3	1	3	1	(Z)	46	5	20133
45	8	15	(Z)	1	2	1	(Z)	3	74	4	2	10	26	(Z)	13	20134
-	(Z)	1	(Z)	(Z)	2	(Z)	(Z)	-	10	5	6	(Z)	20	(Z)	5	20139
52	121	14	168	134	87	20	17	-	447	246	2	137	100	19	(Z)	2014
1	-	-	-	-	1	-	17	-	16	149	-	4	-	-	-	20141
23	55	6	165	105	51	-	-	-	107	6	2	24	-	17	-	20143
26	65	8	3	29	35	20	-	-	56	27	-	109	100	2	(Z)	20144
2	-	(Z)	-	-	-	-	-	-	267	64	-	-	-	-	-	-
17	10	137	39	26	59	6	30	27	228	26	20	14	88	80	51	2015
17	10	137	39	26	59	6	30	27	228	26	20	14	88	80	50	20151
12	3	101	3	16	8	4	11	(Z)	45	11	3	38	41	13	8	20158
12	3	101	3	16	8	4	11	(Z)	38	10	3	38	41	13	4	2016
4	3	3	3	1	3	1	-	-	7	1	-	-	-	-	-	20168
1	(Z)	1	2	1	3	1	-	-	91	26	3	11	10	7	4	2017
3	2	2	1	-	-	-	-	-	18	(Z)	2	11	2	4	3	20171
68	158	590	730	98	1 193	2 073	51	47	974	65	105	888	294	411	766	202
6	3	13	7	1	13	3	3	6	40	5	2	(Z)	16	-	(Z)	20211
9	33	23	57	13	52	12	8	4	205	21	1	72	88	11	32	2023
4	(Z)	2	14	12	29	4	5	3	133	18	1	29	36	6	10	20231
5	-	21	22	1	23	9	3	1	72	2	-	19	14	5	9	20233
3	22	93	30	15	28	2	56	2	94	7	(Z)	41	3	42	52	20241
16	14	50	58	7	71	1 840	(Z)	12	163	14	19	41	30	37	84	2025
16	12	48	4	7	41	2	(Z)	11	65	14	17	36	14	26	58	20251
(Z)	(Z)	2	28	-	10	1 823	(Z)	2	99	(Z)	1	2	15	7	26	20259
46	77	545	873	43	1 331	795	-	17	562	16	96	564	112	293	608	2026
46	66	545	574	17	1 153	13	-	10	115	16	93	251	112	13	96	20261
-	4	-	18	-	30	55	-	-	447	-	(Z)	311	-	269	500	20262
589	220	512	218	226	862	84	227	195	1 437	175	401	859	395	262	301	20264
8	1	24	(Z)	3	2	-	-	2	14	2	1	2	5	4	2	2031
8	1	24	(Z)	3	2	-	-	2	14	2	1	2	5	4	2	20311
(Z)	(Z)	(Z)	(Z)	-	(Z)	-	-	(Z)	(Z)	(Z)	(Z)	(Z)	1	-	(Z)	20314
84	82	112	66	43	188	13	31	43	151	31	72	59	58	25	28	2032
3	24	12	21	2	45	4	6	(Z)	47	11	13	6	6	8	1	20321
28	26	31	14	12	65	4	6	4	61	18	29	21	33	5	13	20322
26	27	36	26	19	61	4	16	33	30	1	12	11	4	8	7	20323
27	6	33	5	10	17	1	3	6	13	(Z)	18	21	16	4	6	20329
214	35	156	62	75	311	17	122	27	549	75	82	451	200	56	127	2033
109	9	23	1	15	157	9	13	1	125	-	36	316	43	13	19	20331
7	1	78	48	1	29	8	44	2	210	15	22	106	90	19	18	20332
-	-	3	(Z)	-	2	-	-	1	2	(Z)	2	2	2	2	-	20333
42	9	18	9	19	43	-	(Z)	2	127	9	1	20	14	12	34	20334
41	(Z)	5	2	23	9	-	-	1	18	32	-	1	22	(Z)	(Z)	20335
10	10	26	1	5	39	(Z)	66	9	47	14	15	6	20	7	5	20336
1	7	(Z)	(Z)	10	14	-	-	11	17	4	3	(Z)	9	3	26	20338
35	1	15	7	5	18	19	6	4	86	3	4	23	12	9	1	2034
4	(Z)	14	1	(Z)	10	18	-	(Z)	20	(Z)	(Z)	17	4	4	(Z)	20341
7	(Z)	(Z)	3	4	6	1	-	1	44	2	1	3	1	2	(Z)	20342
24	(Z)	(Z)	3	(Z)	1	-	6	3	23	1	2	4	7	2	1	20343
48	13	27	6	49	63	(Z)	7	56	230	12	46	73	96	85	16	2035
39	3	13	3	34	38	(Z)	3	47	131	11	37	39	85	11	8	20352
7	8	10	1	15	7	-	2	3	88	1	5	32	9	18	6	20354
2	2	5	2	1	19	(Z)	2	5	11	(Z)	5	2	1	56	2	20359
3	16	41	3	16	14	4	21	9	31	5	47	67	7	6	11	2036
3	14	39	3	15	13	4	20	6	31	5	47	49	6	2	7	20361
(Z)	2	2	-	1	1	-	1	3	(Z)	-	-	18	1	4	3	20362
111	24	73	41	29	137	39	48	27	303	30	49	167	47	41	69	2037
-	-	10	1	1	-	-	-	(Z)	18	-	2	10	(Z)	-	(Z)	20371
32	4	12	8	5	40	7	8	14	126	5	12	25	27	12	46	20372
78	20	50	33	23	96	33	40	12	158	25	34	132	19	30	22	20373
1	-	1	-	-	1	-	-	(Z)	-	-	-	-	-	-	-	20379
49	23	41	35	18	101	5	15	34	107	23	37	39	69	22	38	2038
29	9	30	21	14	86	5	11	28	65	14	34	25	45	18	24	20381
21	14	11	14	4	15	(Z)	4	6	42	9	4	14	5	14	20389	
830	175	472	448	976	1 050	476	153	559	3 612	469	1 003	887	771	486	463	204
381	98	74	117	398	148	46	61	1 518	337	312	400	228	38	10	2041	
280	79	62	93	282	185	15	41	61	985	23	181	125	126	91	9	20411
74	-	11	21	7	18	79	-	-	88	-	10	248	91	-	-	20412
20	17	-	3	18	192	48	-	-	81	306	3	3	6	(Z)	(Z)	20413
5	-	-	-	-	-	-	-	-	5	5	-	-	-	-	-	20414
2	-	(Z)	(Z)	22	3	6	6	(Z)	13	3	14	1	3	3	(Z)	20419
113	25	184	276	192	280	113	59	408	716	25	462	220	322	416	371	2042
75	23	135	242	169	180	111	42	393	453	20	453	120	317	402	348	20421
39	2	49														









TABLE 6. SHIPMENTS BY MANUFACTURING ESTABLISHMENTS--COMMODITIES BY PRODUCTION AREA OF DESTINATION: 1977--CON.

TCC CODE	COMMODITY	TOTAL TONS SHIPPED (THOU- SANDS)	TONS (THOUSANDS) SHIPPED BY PRODUCTION AREA OF DESTINATION										
			NEW ENGLAND				MIDDLE ATLANTIC						
			PA 1-1 (BOST)	PA 1-2 (HART)	PA 2-1 (Nyny)	PA 2-2 (N.NJ)	PA 2-3 (PHIL)	PA 2-4 (HARR)	PA 2-5 (ALLN)	PA 2-6 (N,PA)	PA 2-7 (SYRA)		
20449	MILLED RICE AND BYPRODUCTS, NEC.	1 092	(Z)	-	26	6	-	(Z)	-	-	-	-	1
2045	BLENDED AND PREPARED FLOUR	3 254	48	25	37	78	71	57	28	8	8	20	-
20451	PREPARED FLOUR (PHOSPHATED, SELF-RISING)	1 042	-	(Z)	1	3	1	3	-	-	-	-	-
20452	PREPARED FLOUR MIXES	2 212	48	25	36	75	70	53	28	8	8	20	-
2046	WET CORN MILLING PRODUCTS	10 605	66	28	214	196	218	152	50	80	75	-	-
20461	CORN SYRUP	3 748	40	16	79	121	112	30	28	38	13	-	-
20462	CORNSTARCH	2 065	22	1	48	54	78	21	15	29	2	-	-
20463	CORN SUGAR	631	3	2	32	2	-	36	7	3	6	-	-
20464	DEXTRINE: CORN, TAPIOCA, AND OTHER	70	(Z)	-	15	5	2	5	-	-	-	-	-
20465	CORN OIL	768	-	-	9	-	-	26	38	-	-	-	1
20466	STARCH: POTATO, WHEAT, RICE, ETC.	268	(Z)	2	-	15	1	3	-	-	-	(Z)	-
20467	WET PROCESS CORN BYPRODUCTS	2 225	-	7	-	-	-	18	-	10	52	-	-
20469	WET PROCESS CORN MILLING PRODUCTS, NEC	829	-	-	31	-	-	-	-	-	1	-	-
205	BAKERY PRODUCTS	14 646	1 015	218	989	813	382	99	72	15	71	-	-
20511	BREAD AND SIMILAR BAKERY PRODUCTS *	12 210	1 010	192	871	793	293	74	64	5	54	-	-
2052	BISCUITS, CRACKERS, PRETZELS, AND COOKIES	2 790	29	27	95	32	85	19	10	11	17	-	-
20521	BISCUITS, CRACKERS, AND PRETZELS	1 442	22	15	40	25	47	4	7	3	10	-	-
20529	DRY BAKERY PRODUCTS, NEC	1 348	7	12	55	8	38	14	3	8	8	-	-
206	SUGAR, BEET AND CANE	21 036	187	39	929	486	252	136	89	10	271	-	-
2061	SUGAR MILL PRODUCTS AND BYPRODUCTS	6 439	12	-	121	42	(Z)	-	-	-	-	-	-
20611	RAW CANE AND BEET SUGAR	4 242	-	-	-	-	-	-	-	-	-	-	-
20616	SUGAR MOLASSES	1 178	-	-	-	40	(Z)	-	-	-	-	-	-
20617	BLACKSTRAP MOLASSES	755	12	-	116	-	-	-	-	-	-	-	-
20618	BAGASSE	177	-	-	-	-	-	-	-	-	-	-	-
20619	SUGAR MILL PRODUCTS, NEC	88	-	-	4	2	-	-	-	-	1	-	-
2062	SUGAR, REFINED: CANE AND BEET	12 391	145	30	822	421	257	130	90	9	270	-	-
20621	SUGAR, GRANULATED AND POWDERED	7 880	97	12	620	357	140	92	36	5	57	-	-
20622	SUGAR, LIQUID AND SYRUP	2 632	48	13	202	64	117	19	54	4	208	-	-
20625	SUGAR REFINING BYPRODUCTS	15	-	-	-	-	(Z)	-	-	-	-	-	-
20626	MOLASSES BEET PULP	1 728	-	5	-	-	-	18	-	-	6	-	-
20629	SUGAR, REFINED: CANE AND BEET, NEC	138	-	-	-	-	-	-	-	-	-	-	-
207	CONFECTIONERY AND RELATED PRODUCTS	4 124	126	37	91	265	158	74	52	19	56	-	-
20711	CANDY AND CANDY BARS *	2 225	96	21	50	70	103	46	43	9	18	-	-
20712	NUTS: BLANCHED, COATED, COOKED, AND ROASTED	509	1	-	(Z)	80	(Z)	-	3	2	(Z)	-	-
20713	CHOCOLATE AND COCOA PRODUCTS	450	14	11	7	31	27	17	7	(Z)	26	-	-
20714	CHEWING GUM	528	2	1	17	74	2	2	1	(Z)	3	-	-
20719	CONFECTIONERY AND RELATED PRODUCTS, NEC	649	13	5	26	23	24	12	1	1	10	-	-
208	BEVERAGES AND FLAVORING EXTRACTS	80 713	1 900	458	1 599	803	995	1 392	1 635	506	1 139	-	-
2082	MALT LIQUORS	23 290	350	250	927	376	579	133	94	303	588	-	-
20821	BEER: IN BARRELS, BOTTLES, CANS, AND KEGS	23 032	350	250	922	372	564	133	91	303	588	-	-
20823	MALT EXTRACTS AND BREWERS SPENT GRAINS	258	(Z)	-	4	4	14	-	2	-	-	-	-
2083	MALT	2 632	-	9	(Z)	45	4	-	31	37	120	-	-
20831	MALT	2 250	-	-	-	44	4	-	31	37	119	-	-
20832	MALT FLOUR AND SPROUTS	93	-	8	-	1	-	-	-	-	1	-	-
20841	WINES, BRANDY, AND BRANDY SPIRITS *	3 207	78	29	162	110	42	1	-	11	16	-	-
2085	DISTILLED, RECTIFIED, AND BLENDED LIQUORS	3 151	56	30	144	19	75	37	2	14	105	-	-
20851	DISTILLED, RECTIFIED, AND BLENDED LIQUORS	3 045	56	30	144	19	75	27	(Z)	11	88	-	-
20859	BYPRODUCTS OF LIQUOR DISTILLING	105	-	-	-	-	-	7	2	4	18	-	-
20861	SOFT DRINKS: BOTTLED, CANNED, AND IN BULK *	46 193	1 465	7	27	43	44	2 554	4 065	(Z)	1	-	-
20871	MISCELLANEOUS FLAVORING EXTRACTS AND SYRUPS *	2 035	113	26	43	32	85	29	18	7	12	-	-
209	MISCELLANEOUS FOOD PREPARATIONS	69 557	488	107	11 246	618	628	588	103	99	192	-	-
2091	COTTONSEED OIL AND BYPRODUCTS	4 693	-	3	7	(Z)	1	-	1	-	14	-	-
20911	COTTONSEED OIL, CRUDE AND REFINED	1 036	-	-	-	-	1	-	-	-	-	-	-
20914	COTTONSEED CAKE, MEAL, AND BYPRODUCTS	3 289	-	7	(Z)	-	-	-	1	-	14	-	-
20915	COTTON LINTERS	368	-	3	-	-	-	-	-	-	-	-	-
2092	SOYBEAN OIL AND BYPRODUCTS	25 045	53	42	621	93	33	385	19	49	7	-	-
20921	SOYBEAN OIL, CRUDE AND REFINED	4 470	53	-	102	68	4	-	-	-	7	-	-
20923	SOYBEAN CAKE, FLOUR, GRITS, MEAL, ETC.	20 575	(Z)	42	519	25	28	385	19	49	-	-	-
2093	VEGETABLE AND NUT OILS AND BYPRODUCTS, NEC	1 889	1	2	8	39	11	6	-	(Z)	13	-	-
20931	LINSEED OIL, CRUDE AND REFINED	229	-	-	29	20	(Z)	-	-	(Z)	-	-	-
20933	NUT AND VEGETABLE OILS, NEC	871	1	2	8	18	9	-	-	-	13	-	-
20939	NUT AND VEGETABLE OIL SEED CAKE, NEC	789	-	-	-	-	2	6	-	-	-	-	-
2094	MARINE FATS AND OILS	694	7	-	-	6	4	1	(Z)	-	-	-	-
20941	MARINE OIL MILL PRODUCTS	103	-	-	-	-	-	-	-	-	-	-	-
20942	MARINE OIL MILL BYPRODUCTS	592	7	-	-	1	4	1	(Z)	-	-	-	-
20951	ROASTED COFFEE, INCL. INSTANT COFFEE *	1 146	46	5	55	137	36	(Z)	(Z)	1	14	-	-
2096	MARGARINE, SHORTENING, AND TABLE OILS, EXC. CORN OIL	10 281	230	19	229	183	140	29	58	23	18	-	-
20961	SHORTENING, COOKING AND SALAD OILS, EXC. CORN OIL	8 937	169	6	177	134	105	27	53	17	11	-	-
20962	MARGARINE	1 343	61	13	52	49	35	2	5	5	7	-	-
20971	ICE, NATURAL AND MANUFACTURED *	17 406	-	-	14 840	-	75	-	-	4	-	-	-
20981	MACARONI, SPAGHETTI, VERMICELLI, NOODLES: DRY *	1 011	55	17	84	53	22	8	7	12	6	-	-
2099	FOOD PREPARATIONS, NEC	9 241	104	21	143	102	408	139	20	10	148	-	-
20991	DESSERTS (READY TO MIX)	222	7	1	(Z)	11	11	1	(Z)	(Z)	2	-	-
20992	CHIPS (POTATO, CORN, ETC.)	1 517	8	5	28	29	33	2	3	7	7	-	-
20993	SWEETENING SYRUPS AND MOLASSES	847	7	6	13	16	25	36	6	(Z)	10	-	-
20994	BAKING POWDER AND YEAST	8	-	-	-	-	-	-	-	-	-	-	-
20997	SPICES	175	2	(Z)	(Z)	5	3	(Z)	1	1	5	-	-
20998	TEA	271	9	7	4	17	8	7	2	2	3	-	-
20999	FOOD PREPARATIONS AND BYPRODUCTS, NEC	4 134	70	1	97	9	328	79	8	(Z)	122	-	-
21	TOBACCO PRODUCTS	2 262	19	17	16	55	27	17	(Z)	19	35	-	-
21111	CIGARETTES *	928	17	15	10	52	20	15	(Z)	12	33	-	-
21211	CIGARS *	51	1	(Z)	2	1	6	(Z)	(Z)	3	1	-	-
2131	CHEWING AND SMOKING TOBACCO AND SNUFF *	145	2	1	1	1	1	1	(Z)	(Z)	1	-	-
21311	CHEWING TOBACCO	47	(Z)	(Z)	(Z)	(Z)	(Z)	1	(Z)	(Z)	(Z)	-	-
21312	SMOKING TOBACCO	73	1	(Z)	1	1	(Z)	(Z)	(Z)	(Z)	(Z)	-	-
21313	SNUFF	24	(Z)	(Z)	(Z)	1	1	(Z)	(Z)	(Z)	(Z)	-	-
2141	STEMMED AND REDRIED TOBACCO *	1 147	-	1	3	-	(Z)	1	-	3	-	-	-
21411	TOBACCO, STEMMED AND REDRIED	937	-	1	2	-	(Z)	1	-	3	-	-	-
21419	TOBACCO BYPRODUCTS, LEAF	210	-	-	2	-	-	-	-	(Z)	-	-	-
22	TEXTILE MILL PRODUCTS	13 709	351	83	992	490	447	103	116	26	56	-	-
2211	COTTON BROADWOVEN FABRICS *	2 002	49	22	139	66	24	23	2	1	4	-	-
22111	COTTON DUCK AND ALLIED FABRICS	253	3	9	7	4	3	(Z)	1	(Z)	1	-	-
22112	COTTON SHEETINGS, UNFINISHED (GRAY GOODS)	748	19	9	37	6	2	(Z)	(Z)	(Z)	3	-	-
22119	COTTON BROADWOVEN FABRICS, NEC, FINISHED	995	27	5	93	57	19	22	1	1	(Z)	-	-
222	MANMADE FIBER AND SILK BROADWOVEN FABRICS	1 934	25	6	161	70	22	3	7	2	(Z)	-	-
2221	MANMADE FIBER BROADWOVEN FABRICS	1 908	25	6	152	69	22	3	7	2	1	-	-
22211	MANMADE FIBER BROADWOVEN FABRICS, EXC. BLANKETS	1 888	25	6	151	69	22	3	7	2	(Z)	-	-

TONS (THOUSANDS) SHIPPED BY PRODUCTION AREA OF DESTINATION--CON.

M.A.--CON.		EAST NORTH CENTRAL							WEST NORTH CENTRAL				SOUTH ATLANTIC		TCC CODE	
PA 2-8 (BUFF)	PA 2-9 (PITT)	PA 3-1 (CLEV)	PA 3-2 (COLU)	PA 3-3 (CINC)	PA 3-4 (DETR)	PA 3-5 (LANS)	PA 3-6 (G.R.)	PA 3-7 (INDP)	PA 3-8 (CHIC)	PA 3-9 (MILW)	PA 4-1 (STLO)	PA 4-2 (K.C.)	PA 4-3 (M.SP)	PA 5-1 (BALT)	PA 5-2 (DC-MD-VA)	TCC CODE
(Z)	-	(Z)	1	5	1	-	(Z)	(Z)	1	-	3	64	(Z)	(Z)	-	20449
70	3	35	5	128	54	9	6	8	92	34	23	29	46	14	18	2045
-	(Z)	4	(Z)	1	(Z)	-	5	-	3	-	(Z)	-	24	1	(Z)	20451
70	3	31	5	127	54	9	1	8	89	34	23	29	23	13	17	20452
103	43	137	31	217	154	41	35	72	980	109	93	93	147	91	10	2046
50	21	97	8	61	96	15	26	9	512	78	42	40	79	78	10	20461
36	22	40	-	33	36	16	9	16	111	3	6	22	24	1	(Z)	20462
15	-	-	-	5	22	7	-	1	145	26	25	19	-	5	-	20463
-	-	-	-	4	-	3	-	-	5	1	-	-	-	7	-	20464
-	-	-	2	-	-	-	-	19	49	-	(Z)	2	43	-	-	20465
2	-	-	6	(Z)	-	-	-	-	17	-	5	(Z)	-	-	-	20466
-	-	-	15	113	1	1	-	26	114	-	11	11	-	-	-	20467
-	-	-	-	-	-	-	-	-	28	-	3	-	-	-	-	20469
71	120	290	149	273	145	21	34	70	967	32	163	73	55	244	53	205
33	103	379	183	178	80	4	1	40	1 212	5	102	21	5	242	38	20511
43	27	26	22	73	56	10	10	30	101	24	40	41	45	15	20	2052
18	9	21	12	42	37	7	4	14	76	20	32	22	36	10	16	20521
26	18	6	9	31	19	3	9	16	25	4	8	18	10	5	3	20529
71	47	159	48	529	600	211	57	97	1 231	118	189	117	596	115	35	206
23	(Z)	(Z)	5	21	10	14	-	-	60	73	47	3	165	30	-	2061
-	-	-	-	15	-	-	-	-	4	-	31	-	-	-	-	20611
16	(Z)	(Z)	-	-	2	-	-	-	56	73	(Z)	-	138	25	-	20616
-	-	-	5	6	3	14	-	-	-	-	15	3	10	5	-	20617
-	-	-	-	-	-	-	-	-	-	-	-	-	-	-	-	20618
7	-	-	-	-	6	(Z)	-	-	-	-	1	-	17	-	-	20619
27	41	124	32	370	371	142	36	87	1 081	43	123	97	328	70	34	2062
27	38	114	20	202	125	120	33	68	1 001	41	78	87	173	43	30	20621
-	-	3	4	12	24	99	22	-	80	2	45	10	-	27	3	20622
-	-	-	-	(Z)	-	-	-	-	-	-	-	-	-	-	-	20625
-	-	6	-	143	147	-	3	-	-	-	-	-	155	-	-	20626
-	-	-	-	-	-	-	-	-	-	-	-	-	-	-	-	20629
37	41	54	19	73	86	8	17	31	361	24	42	76	64	60	12	207
11	35	34	11	29	52	5	16	15	117	14	20	47	48	32	7	20711
2	2	7	1	10	14	1	2	5	49	5	12	4	16	33	-	20712
6	1	9	6	4	6	-	(Z)	3	60	3	8	9	14	(Z)	2	20713
3	2	3	1	1	6	1	(Z)	3	98	(Z)	2	2	2	(Z)	4	20714
11	2	2	2	35	18	1	2	4	32	3	1	13	2	1	(Z)	20719
977	425	788	430	587	679	1 456	82	185	4 702	651	1 250	342	546	1 084	2 051	208
505	323	483	166	241	447	44	67	105	551	172	200	73	212	223	280	2082
505	323	483	166	241	446	44	67	105	551	172	200	73	212	223	280	20821
(Z)	-	-	-	-	(Z)	-	-	-	(Z)	-	-	-	-	-	-	20823
63	21	-	83	38	45	15	-	(Z)	34	188	225	-	57	56	-	2083
60	21	-	81	37	41	15	-	-	13	182	225	-	45	56	-	20831
-	-	-	2	-	-	-	-	-	10	1	-	-	12	-	-	20832
35	12	25	2	25	44	11	10	12	106	38	16	26	36	27	47	20841
34	18	67	28	38	53	42	1	24	171	16	45	34	24	109	46	20845
34	18	67	28	37	53	42	-	24	169	16	45	34	24	108	46	20851
(Z)	(Z)	60	123	216	6	1 082	-	28	3 730	193	762	146	200	608	1 700	20859
51	6	51	13	20	64	2	2	14	97	6	5	30	24	30	13	20871
417	74	354	303	1 537	771	135	239	3 821	2 203	162	1 023	574	924	621	95	209
64	-	(Z)	3	11	2	-	-	(Z)	11	-	23	32	-	3	-	2091
-	-	-	-	-	-	-	-	-	8	-	-	-	-	-	-	20911
64	-	-	3	-	-	-	-	(Z)	2	-	22	32	-	3	-	20914
-	-	-	-	11	2	-	-	-	1	-	1	-	-	-	-	20915
57	30	48	210	294	238	83	24	111	886	66	531	214	476	223	3	2092
10	-	13	81	279	12	-	10	2	491	-	151	-	15	41	-	20921
46	30	35	129	16	227	83	15	109	395	66	380	214	461	181	3	20923
25	3	20	(Z)	15	28	5	-	(Z)	90	9	2	24	75	8	5	2093
4	-	19	-	-	5	-	-	-	16	3	-	-	42	6	-	20931
21	3	1	(Z)	15	23	5	-	(Z)	63	5	2	(Z)	8	2	2	20933
-	-	-	-	-	-	-	-	-	11	1	-	24	25	-	2	20939
(Z)	(Z)	-	-	-	13	-	-	-	2	-	-	-	-	6	-	2094
-	-	-	-	-	6	-	-	-	-	-	-	-	-	6	-	20941
(Z)	(Z)	-	-	-	7	-	-	-	-	2	-	-	-	-	-	20942
2	3	38	8	43	55	(Z)	6	3	82	13	10	88	8	5	3	20951
63	14	60	27	339	183	27	53	796	559	19	44	63	127	226	44	2096
44	5	23	26	330	145	25	29	790	431	18	34	60	122	205	26	20961
19	9	37	1	9	37	2	24	6	129	2	10	3	5	21	19	20962
-	-	-	-	-	3	-	-	83	85	-	13	-	34	37	6	20971
19	2	10	16	8	22	1	1	6	88	8	21	9	17	4	9	20981
181	22	193	46	1 155	204	18	134	231	428	42	388	116	184	141	27	2099
-	(Z)	7	(Z)	9	7	-	-	2	60	(Z)	(Z)	2	5	(Z)	2	20991
32	2	64	21	24	27	17	8	46	64	14	12	11	10	11	5	20992
1	3	15	4	2	22	(Z)	8	7	92	2	27	12	(Z)	51	(Z)	20993
(Z)	-	1	(Z)	-	-	-	-	-	-	-	(Z)	-	-	-	-	20994
3	4	1	1	8	2	-	(Z)	(Z)	16	-	4	2	3	1	1	20997
141	4	1	4	4	5	(Z)	(Z)	(Z)	20	1	4	-	-	2	1	20998
-	4	54	11	73	79	1	4	41	126	22	326	85	131	70	18	20999
15	6	6	2	7	30	(Z)	10	20	32	7	10	20	11	7	13	21
13	3	5	1	6	27	-	9	19	30	7	9	18	10	3	12	21111
1	1	(Z)	(Z)	(Z)	1	(Z)	(Z)	(Z)	1	(Z)	(Z)	(Z)	(Z)	(Z)	(Z)	21211
1	3	1	1	1	2	(Z)	(Z)	1	1	1	(Z)	1	(Z)	1	1	2131
(Z)	1	1	(Z)	(Z)	1	-	(Z)	1	(Z)	(Z)	(Z)	1	(Z)	(Z)	(Z)	21311
1	1	(Z)	(Z)	(Z)	1	(Z)	-	(Z)	1	1	(Z)	1	(Z)	(Z)	(Z)	21312
(Z)	1	(Z)	(Z)	(Z)	1	-	-	(Z)	(Z)	(Z)	-	(Z)	-	(Z)	(Z)	21313
(Z)	-	-	-	-	(Z)	-	-	-	-	-	-	(Z)	(Z)	4	-	2141
(Z)	-	-	-	-	(Z)	-	-	-	-	-	-	(Z)	(Z)	4	-	21411
-	-	-	-	-	-	-	-	-	-	-	-	-	-	-	-	21419
103	66	144	43	49	366	16	42	27	226	33	76	85	66	61	20	22
16	12	13	1	8	18	(Z)	1	2	25	3	10	5	7	24	(Z)	2211
2	(Z)	6	(Z)	(Z)	1	-	(Z)	(Z)	2	1	1	(Z)	-	2	(Z)	22111
3	(Z)	3	1	3	2	-	(Z)	19	(Z)	6	2	6	19	-	-	22112
10	11	4	(Z)	4	16	(Z)	1	3	2	2	2	2	3	(Z)	22119	
6	1	6	7	3	22	(Z)	8	1	19	1	(Z)	5	1	5	(Z)	222
6	2	6	7	3	22	(Z)	8	1	18	1	(Z)	5	1	5	(Z)	2221
6	2	6	7	3	20	(Z)	8	1	18	1	(Z)	5	1	5	(Z)	22211



TABLE 6. SHIPMENTS BY MANUFACTURING ESTABLISHMENTS--COMMODITIES BY PRODUCTION AREA OF DESTINATION: 1977--CON.

TCC CODE	COMMODITY	SOUTH ATLANTIC--CON.					EAST SOUTH CENTRAL				
		PA 5-3 (NORF- RICH)	PA 5-4 (GBORO W.S.)	PA 5-5 (CHAR)	PA 5-6 (ATLA)	PA 5-7 (DAYT- TAMPA)	PA 5-8 (MIAMI)	PA 6-1 (LVLE)	PA 6-2 (NASH)	PA 6-3 (HEMP)	PA 6-4 (BIRM)
20449	MILLED RICE AND BYPRODUCTS, NEC.	-	(Z)	-	1	2	5	61	(Z)	91	(Z)
2045	BLENDED AND PREPARED FLOUR	23	3	42	21	137	11	6	45	72	66
20451	PREPARED FLOUR (PHOSPHATED, SELF-RISING)	1	2	21	18	112	-	-	27	58	66
20452	PREPARED FLOUR MIXES	22	2	21	3	24	11	6	18	14	1
2046	WET CORN MILLING PRODUCTS	29	161	22	88	51	6	229	(Z)	56	31
20461	CORN SYRUP	28	129	-	55	39	-	50	-	20	24
20462	CORNSTARCH	1	25	11	17	4	-	3	-	-	-
20463	CORN SUGAR	-	7	-	5	-	5	-	-	36	-
20464	DEXTRINE; CORN, TAPIOCA, AND OTHER	-	-	-	2	-	(Z)	-	-	-	-
20465	CORN OIL	(Z)	-	1	-	-	-	9	-	-	-
20466	STARCH; POTATO, WHEAT, RICE, ETC.	-	-	-	1	-	-	(Z)	(Z)	-	-
20467	WET PROCESS CORN BYPRODUCTS	-	-	11	8	8	-	-	-	-	7
20469	WET PROCESS CORN MILLING PRODUCTS, NEC	-	-	-	-	-	-	167	-	-	-
205	BAKERY PRODUCTS	191	95	153	155	252	189	121	223	362	52
20511	BREAD AND SIMILAR BAKERY PRODUCTS *	185	86	125	90	232	157	140	204	338	37
2052	BISCUITS, CRACKERS, PRETZELS, AND COOKIES	19	16	33	66	24	34	8	12	21	16
20521	BISCUITS, CRACKERS, AND PRETZELS	9	11	26	20	24	7	8	8	18	9
20529	DRY BAKERY PRODUCTS, NEC	11	5	8	47	4	10	1	4	3	8
206	SUGAR, BEET AND CANE	122	113	91	99	354	1 241	93	77	125	56
2061	SUGAR MILL PRODUCTS AND BYPRODUCTS	2	7	2	3	307	1 132	30	48	31	1
20611	RAW CANE AND BEET SUGAR	2	1	-	-	259	958	23	43	27	-
20616	SUGAR MOLASSES	-	6	(Z)	(Z)	(Z)	(Z)	7	5	4	1
20617	BLACKSTRAP MOLASSES	-	-	2	3	46	61	7	-	-	-
20618	BAGASSE	-	-	-	-	-	113	-	-	-	-
20619	SUGAR MILL PRODUCTS, NEC	-	-	-	-	2	1	-	-	-	-
2062	SUGAR, REFINED; CANE AND BEET	115	99	86	82	41	96	54	27	82	48
20621	SUGAR, GRANULATED AND POWDERED	110	60	61	74	41	84	38	15	31	31
20622	SUGAR, LIQUID AND SYRUP	5	39	22	9	-	-	15	9	51	18
20625	SUGAR REFINING BYPRODUCTS	-	-	3	-	-	-	(Z)	(Z)	-	-
20626	MOLASSES BEET PULP	-	-	-	-	-	-	-	-	-	-
20629	SUGAR, REFINED; CANE AND BEET, NEC	-	-	-	-	(Z)	12	-	2	-	-
207	CONFECTIONERY AND RELATED PRODUCTS	29	21	51	127	8	23	13	3	15	11
20711	CANDY AND CANDY BARS *	28	10	32	61	7	17	6	1	10	6
20712	NUTS; BLANCHED, COATED, COOKED, AND ROASTED	-	1	4	18	(Z)	1	3	(Z)	(Z)	4
20713	CHOCOLATE AND COCOA PRODUCTS	4	2	7	7	(Z)	2	1	2	4	(Z)
20714	CHEWING GUM	(Z)	9	9	44	2	1	1	(Z)	2	2
20719	CONFECTIONERY AND RELATED PRODUCTS, NEC	-	(Z)	2	8	(Z)	3	3	(Z)	1	(Z)
208	BEVERAGES AND FLAVORING EXTRACTS	487	635	178	575	792	574	304	536	1 687	128
2082	MALT LIQUORS	141	124	86	211	319	325	92	81	174	106
20821	BEER; IN BARRELS, BOTTLES, CANS, AND KEGS	141	124	85	211	319	325	89	81	174	106
20823	MALT EXTRACTS AND BREWERS SPENT GRAINS	-	(Z)	1	-	-	-	3	-	-	-
2083	MALT	60	51	-	-	89	-	20	(Z)	78	-
20831	MALT	60	51	-	-	89	-	20	-	78	-
20832	MALT FLOUR AND SPROUTS	-	-	-	-	-	-	-	-	-	-
20841	WINES, BRANDY, AND BRANDY SPIRITS *	101	30	2	14	46	28	8	(Z)	2	2
2085	DISTILLED, RECTIFIED, AND BLENDED LIQUORS	58	13	1	71	40	80	60	11	24	-
20851	DISTILLED, RECTIFIED, AND BLENDED LIQUORS	58	13	1	47	40	80	60	11	24	-
20859	BYPRODUCTS OF LIQUOR DISTILLING	(Z)	(Z)	-	24	-	-	-	-	-	-
20861	SOFT DRINKS; BOTTLED, CANNED, AND IN BULK *	102	377	45	202	243	108	124	409	1 136	-
20871	MISCELLANEOUS FLAVORING EXTRACTS AND SYRUPS *	22	20	40	76	16	7	10	12	46	9
209	MISCELLANEOUS FOOD PREPARATIONS	567	480	300	709	239	456	364	186	1 324	245
2091	COTTONSEED OIL AND BYPRODUCTS	10	-	B1	6	63	11	16	46	240	19
20911	COTTONSEED OIL, CRUDE AND REFINED	(Z)	-	5	-	(Z)	-	2	-	74	-
20914	COTTONSEED CAKE, MEAL, AND BYPRODUCTS	-	-	73	2	62	11	14	46	67	19
20915	COTTON LINTERS	9	-	3	5	-	-	(Z)	-	98	-
2092	SOYBEAN OIL AND BYPRODUCTS	319	55	89	148	18	13	252	100	732	141
20921	SOYBEAN OIL, CRUDE AND REFINED	76	-	33	72	-	3	148	6	549	13
20923	SOYBEAN CAKE, FLOUR, GRITS, MEAL, ETC.	244	55	56	76	18	10	104	94	183	127
2093	VEGETABLE AND NUT OILS AND BYPRODUCTS, NEC	9	4	34	2	1	6	7	(Z)	19	-
20931	LINSEED OIL, CRUDE AND REFINED	-	4	-	1	-	(Z)	3	-	-	-
20933	NUT AND VEGETABLE OILS, NEC	9	-	29	1	1	4	4	(Z)	14	-
20939	NUT AND VEGETABLE OIL SEED CAKE, NEC	-	-	5	-	-	3	-	-	5	-
2094	MARINE FATS AND OILS	18	-	9	-	9	-	8	4	3	8
20941	MARINE OIL MILL PRODUCTS	-	-	-	-	-	-	-	-	3	-
20942	MARINE OIL MILL BYPRODUCTS	18	-	9	-	9	-	8	4	-	8
20951	ROASTED COFFEE, INCL. INSTANT COFFEE *	3	(Z)	20	13	2	10	22	3	27	2
2096	MARGARINE, SHORTENING, AND TABLE OILS, EXC. CORN OIL	38	7	42	289	31	50	29	9	44	63
20961	SHORTENING, COOKING AND SALAD OILS, EXC. CORN OIL	31	4	20	265	9	18	21	5	34	53
20962	MARGARINE	7	3	22	24	22	32	8	5	10	10
20971	ICE, NATURAL AND MANUFACTURED *	-	45	-	-	-	343	-	-	159	-
20981	MACARONI, SPAGHETTI, VERMICELLI, NOODLES; DRY *	13	3	7	8	8	12	3	(Z)	2	2
2099	FOOD PREPARATIONS, NEC	84	36	39	259	96	107	32	18	159	16
20991	DESSERTS (READY TO MIX)	1	-	4	3	(Z)	-	(Z)	(Z)	4	(Z)
20992	CHIPS (POTATO, CORN, ETC.)	11	10	6	10	32	21	17	5	11	13
20993	SWEETENING SYRUPS AND MOLASSES	11	8	6	1	1	1	4	-	5	(Z)
20994	BAKING POWDER AND YEAST	-	-	-	-	-	-	-	-	-	-
20997	SPICES	2	10	(Z)	8	1	1	2	(Z)	1	(Z)
20998	TEA	19	3	4	12	1	(Z)	7	1	6	1
20999	FOOD PREPARATIONS AND BYPRODUCTS, NEC	35	3	15	218	6	82	2	10	132	2
21	TOBACCO PRODUCTS	381	255	4	31	12	5	170	7	32	38
21111	CIGARETTES *	22	12	2	25	6	4	16	3	24	37
21121	CIGARS *	1	1	(Z)	(Z)	(Z)	(Z)	(Z)	1	(Z)	(Z)
2131	CHEWING AND SMOKING TOBACCO AND SNUFF *	23	2	1	6	2	1	9	1	7	1
21311	CHEWING TOBACCO	1	2	(Z)	2	(Z)	(Z)	1	1	(Z)	1
21312	SMOKING TOBACCO	23	(Z)	(Z)	2	2	(Z)	7	(Z)	4	(Z)
21313	SNUFF	-	(Z)	(Z)	2	(Z)	(Z)	1	(Z)	3	(Z)
2141	STEMMED AND REDRIED TOBACCO *	338	243	1	-	3	(Z)	145	3	-	-
21411	TOBACCO, STEMMED AND REORIED	-	291	219	-	3	(Z)	58	2	-	-
21419	TOBACCO BYPRODUCTS, LEAF	47	24	1	-	-	-	87	1	-	-
22	TEXTILE MILL PRODUCTS	93	518	660	188	49	93	11	50	67	47
2211	COTTON BROADWOVEN FABRICS *	45	132	109	27	3	8	3	18	9	5
22111	COTTON DUCK AND ALLIED FABRICS	3	13	5	2	1	1	(Z)	3	1	(Z)
22112	COTTON SHEETINGS, UNFINISHED (GRAY GOODS)	2	84	58	13	(Z)	1	2	4	1	1
22119	COTTON BROADWOVEN FABRICS, NEC, FINISHED	40	35	46	12	1	6	1	11	7	4
222	MANMADE FIBER AND SILK BROADWOVEN FABRICS	4	100	160	10	1	8	(Z)	5	7	5
2221	MANMADE FIBER BROADWOVEN FABRICS	4	100	160	10	1	8	(Z)	5	7	5
22211	MANMADE FIBER BROADWOVEN FABRICS, EXC. BLANKETS	4	100	160	10	1	8	(Z)	5	7	5



TONS (THOUSANDS) SHIPPED BY PRODUCTION AREA OF DESTINATION--CON.

WEST SOUTH CENTRAL					MOUNTAIN					PACIFIC					NON PRODUCTION AREA	ESTIMATION UNKNOWN	TCC CODE
PA 7-1 (N.ORL)	PA 7-2 (HOUS)	PA 7-3 (AUST)	PA 7-4 (OALL)	PA 7-5 (TULS)	PA 8-1 (OENV)	PA 8-2 (SALT LAKE)	PA 8-3 (PHNX)	PA 9-1 (SETL)	PA 9-2 (PORT)	PA 9-3 (SANF)	PA 9-4 (SACR)	PA 9-5 (LOSA)	PA 9-6 (SAN DIEGO)				
50	178	-	1	(Z)	(Z)	-	-	-	(Z)	39	50	(Z)	-	507	-	20449	
25	12	1	65	9	4	37	4	9	7	28	17	103	1	1 293	266	2045	
8	1	(Z)	1	7	-	-	-	-	-	-	-	-	-	672	-	20451	
178	11	1	64	2	4	37	4	9	7	28	17	103	1	621	266	20452	
62	1	1	166	53	166	5	22	12	58	137	340	372	5	4 637	284	2046	
59	54	(Z)	100	49	5	5	22	5	16	95	134	182	1	1 001	-	20461	
-	7	(Z)	35	4	160	-	-	(Z)	41	14	22	132	-	878	8	20462	
-	-	(Z)	15	-	1	-	-	3	-	13	13	16	3	154	-	20463	
14	-	-	6	-	-	-	-	-	-	-	-	6	-	9	-	20464	
-	-	-	8	-	-	-	-	-	-	13	-	-	-	401	100	20465	
-	1	-	1	-	-	-	-	4	-	1	3	2	-	183	21	20466	
74	-	-	1	-	(Z)	-	-	(Z)	-	(Z)	-	1	-	1 579	155	20467	
-	-	-	-	(Z)	-	-	-	-	-	-	167	-	-	4 031	-	20469	
222	81	17	102	41	63	10	161	117	107	49	10	1 193	87	4 009	151	205	
198	47	8	52	13	12	1	115	97	99	27	7	815	70	3 059	11	20511	
19	31	7	52	28	39	11	21	45	27	44	6	304	11	851	139	2052	
14	28	6	34	20	11	7	10	31	14	37	5	82	7	426	6	20521	
5	3	(Z)	18	8	27	4	11	14	13	7	1	221	4	425	132	20529	
652	400	184	371	55	231	116	77	69	100	1 687	167	303	7	6 517	1 107	206	
535	67	-	21	-	11	-	-	1	-	1 247	-	(Z)	-	2 025	342	2061	
477	67	-	-	-	-	-	-	-	-	1 020	-	-	-	1 311	5	20611	
1	-	-	21	-	11	-	-	-	-	206	-	(Z)	-	244	337	20616	
57	-	-	-	-	-	-	-	-	-	21	-	-	-	361	-	20617	
-	-	-	-	-	-	-	-	-	-	-	-	-	-	64	-	20618	
-	1	-	-	-	-	-	-	1	-	-	-	-	-	45	-	20619	
88	184	88	185	39	153	110	84	79	115	289	200	369	9	3 730	762	2062	
53	111	71	151	31	117	107	53	53	101	140	120	236	-	2 370	8	20621	
35	63	18	35	8	18	-	29	-	-	148	79	131	9	747	65	20622	
-	-	-	-	-	-	-	-	(Z)	-	-	-	-	-	11	-	20625	
-	10	-	-	-	18	4	1	27	15	1	1	2	-	478	689	20626	
-	-	-	-	-	-	-	-	-	-	-	-	-	-	-	-	20629	
26	24	3	117	6	39	89	15	34	50	120	17	263	26	1 030	582	207	
18	18	2	38	5	26	103	10	20	36	90	9	87	24	582	31	20711	
3	3	1	19	1	7	1	10	2	9	12	6	78	2	57	39	20712	
3	3	(Z)	15	(Z)	7	1	2	3	8	4	2	14	1	65	21	20713	
4	2	(Z)	35	2	7	2	1	1	(Z)	8	4	52	1	116	(Z)	20714	
1	2	1	15	(Z)	3	2	1	10	1	15	1	51	1	280	(Z)	20719	
2 118	2 042	580	1 165	431	922	200	723	455	492	1 116	1 635	2 135	301	33 468	371	208	
336	373	308	318	248	178	122	315	198	219	423	164	937	206	9 459	135	2082	
336	373	308	318	248	178	122	315	198	219	423	164	933	206	9 364	8	20821	
-	-	-	-	-	-	-	-	-	-	-	-	4	-	95	-	20823	
10	76	44	112	14	139	-	4	36	21	49	-	151	-	607	1	2083	
10	76	44	112	-	20	-	4	31	14	45	-	143	-	444	(Z)	20831	
-	-	-	-	-	-	-	-	3	3	-	-	6	-	45	1	20832	
22	44	14	14	8	14	5	24	41	51	182	522	169	19	905	18	20841	
33	52	15	28	18	36	41	19	64	27	104	23	166	10	922	2	2085	
33	52	15	28	18	36	41	19	64	27	103	23	166	10	879	2	20851	
1	-	-	(Z)	-	-	-	-	-	-	1	-	-	-	43	2	20859	
1 254	1 502	199	601	108	791	(Z)	388	-	(Z)	233	1 104	472	-	19 563	181	20861	
15	28	16	63	3	30	26	16	10	9	53	3	158	19	521	15	20871	
1 375	639	81	1 376	417	115	79	164	155	248	709	566	2 517	53	27 854	1 019	209	
94	143	24	248	69	4	45	81	31	7	103	167	276	12	2 641	81	2091	
51	103	-	130	-	-	32	14	5	-	60	24	12	-	492	22	20911	
43	31	24	110	69	4	13	67	27	7	27	142	233	12	2 037	-	20914	
-	8	-	8	-	-	-	-	-	-	16	-	31	-	112	59	20915	
1 082	25	-	185	178	18	11	(Z)	53	85	60	176	611	27	15 766	107	2092	
216	1	-	124	-	-	-	-	-	-	47	-	320	-	1 423	99	20921	
865	25	-	61	178	18	11	(Z)	53	85	14	176	291	27	14 343	8	20923	
6	7	1	15	1	(Z)	-	-	2	2	156	60	171	-	762	234	2093	
2	-	(Z)	14	-	-	-	-	-	-	7	-	1	-	7	5	20931	
4	6	(Z)	(Z)	1	(Z)	-	-	2	2	75	(Z)	163	-	348	7	20933	
-	1	-	-	(Z)	-	-	-	-	-	74	60	8	-	336	223	20939	
-	5	-	16	-	-	(Z)	(Z)	1	-	1	(Z)	5	-	482	87	2094	
-	-	-	2	-	-	-	-	-	-	-	-	-	-	24	-	20941	
-	5	-	14	-	-	(Z)	(Z)	1	-	1	(Z)	5	-	458	30	20942	
8	36	9	28	4	23	3	20	1	23	47	5	85	3	89	-	20951	
78	96	39	328	74	13	4	12	42	70	174	71	335	4	4 475	287	2096	
64	87	29	278	61	9	-	3	30	54	146	68	297	2	4 162	175	20961	
14	9	10	50	13	5	4	9	13	17	28	2	38	2	314	112	20962	
-	140	-	72	-	-	-	-	-	-	-	-	561	-	881	26	20971	
10	12	4	11	3	4	1	8	3	4	27	24	60	(Z)	274	-	2098	
116	106	11	299	30	55	13	9	22	50	137	52	532	5	2 151	201	2099	
(Z)	(Z)	(Z)	15	-	4	1	1	(Z)	8	12	(Z)	16	(Z)	15	8	20991	
60	6	(Z)	19	11	6	5	2	16	10	54	40	12	1	643	7	20992	
3	19	1	5	(Z)	2	1	(Z)	-	6	16	(Z)	16	(Z)	207	168	20993	
-	-	-	-	-	-	1	-	-	3	-	-	1	-	-	-	2	20994
2	1	8	1	4	1	1	(Z)	1	(Z)	2	1	15	(Z)	51	3	20997	
2	(Z)	(Z)	11	-	2	-	2	(Z)	9	14	-	(Z)	(Z)	70	1	20998	
47	69	1	245	14	41	3	3	2	9	32	3	468	3	779	10	20999	
29	6	37	23	38	12	3	9	3	4	35	5	46	1	592	84	21	
24	5	35	22	10	3	8	3	3	3	35	5	43	-	204	-	21111	
1	(Z)	1	(Z)	(Z)	(Z)	(Z)	(Z)	(Z)	(Z)	(Z)	(Z)	1	(Z)	23	-	21211	
2	1	1	1	5	2	(Z)	1	(Z)	1	(Z)	1	(Z)	1	52	1	2131	
(Z)	(Z)	(Z)	1	4	1	-	(Z)	-	(Z)	(Z)	(Z)	(Z)	-	25	-	21311	
1	1	1	(Z)	2	1	(Z)	(Z)	(Z)	(Z)	(Z)	(Z)	(Z)	(Z)	17	1	21312	
1	-	-	(Z)	1	-	-	-	-	-	-	(Z)	(Z)	(Z)	10	-	21313	
1	-	-	-	-	-	-	-	-	-	-	-	-	-	315	84	2141	
1	-	-	-	-	-	-	-	-	-	-	-	-	-	267	84	21411	
-	-	-	-	-	-	-	-	-	-	-	-	-	-	48	-	21419	
64	46	16	158	29	28	25	41	38	25	92	26	538	16	6 356	349	22	
3	4	4	23	2	5	4	(Z)	2	1	3	(Z)	27	1	1 042	47	2211	
(Z)	(Z)	(Z)	1	-	4	(Z)	(Z)	(Z)	(Z)	1	(Z)	2	-	157	13	22111	
(Z)	1	(Z)	2	(Z)	(Z)	-	-	1	-	(Z)	(Z)	4	(Z)	426	8	22112	
3	3	3	20	2	(Z)	4	(Z)	1	1	3	(Z)	21	1	458	26	22119	
11	3	2	15	2	2	(Z)	1	2	2	5	1	40	1	1 077	85	222	
11	3	2	15	2	2	(Z)	1	2	2	5	1	40	1	1 063	85	2221	
11	3	2	15	2	2	(Z)	1	2	2	5	1	39	1	1 050	85	22211	

TABLE 6. SHIPMENTS BY MANUFACTURING ESTABLISHMENTS--COMMODITIES BY PRODUCTION AREA OF DESTINATION: 1977--CON.

TCC CODE	COMMODITY	TOTAL TDNS SHIPPED (THOU- SANDS)	NEW ENGLAND							MIDDLE ATLANTIC				
			PA 1-1 (BOST)	PA 1-2 (HART)	PA 2-1 (NYNY)	PA 2-2 (N.NJ)	PA 2-3 (PHIL)	PA 2-4 (HARR)	PA 2-5 (ALLN)	PA 2-6 (N.PA)	PA 2-7 (SYRA)			
22213	MANMADE FIBER BLANKETS . . . . .	20	(Z)	(Z)	1	(Z)	(Z)	-	-	-	(Z)			
2231	WOOL BRDADWOVEN FABRICS *	150	8	2	19	64	2	(Z)	(Z)	(Z)	(Z)			
22311	WOOL BRDADWOVEN FABRICS, EXC. BLANKETS . . . . .	148	3	2	19	64	2	(Z)	(Z)	(Z)	(Z)			
22411	NARROW FABRICS * . . . . .	167	3	1	20	46	4	1	(Z)	(Z)	(Z)			
22511	KNIT FABRICS * . . . . .	1 791	17	11	336	50	196	28	48	(Z)	(Z)			
227	FLOOR COVERINGS . . . . .	2 410	47	5	84	15	40	11	(Z)	6	4			
22711	WOVEN CARPETS AND RUGS * . . . . .	50	1	(Z)	1	(Z)	(Z)	(Z)	(Z)	(Z)	(Z)			
22721	TUFTED CARPETS AND RUGS * . . . . .	2 206	44	4	82	13	36	11	1	2	11			
22799	CARPETS, RUGS, AND MATS, NEC * . . . . .	154	2	(Z)	1	2	4	(Z)	-	(Z)	1			
228	THREAD AND YARN . . . . .	3 029	37	8	142	54	79	42	49	4	17			
2281	YARN . . . . .	2 870	35	7	134	53	79	43	50	4	18			
22811	COTTON YARN . . . . .	502	6	1	31	5	4	2	30	1	6			
22813	WOOL THREAD AND YARN . . . . .	56	5	(Z)	2	1	3	1	(Z)	(Z)	(Z)			
22819	YARN, NEC. . . . .	2 312	24	5	101	47	72	41	19	3	12			
22841	THREAD * . . . . .	215	2	2	7	(Z)	1	(Z)	(Z)	(Z)	(Z)			
229	MISCELLANEOUS TEXTILE GOODS . . . . .	2 327	162	29	80	66	92	12	12	9	20			
22911	FELT GOODS, EXC. WOVEN FELTS AND HATS * . . . . .	71	3	(Z)	3	1	(Z)	1	(Z)	(Z)	4			
22921	LACE GOODS * . . . . .	8	(Z)	(Z)	4	1	(Z)	(Z)	(Z)	(Z)	(Z)			
22931	PADDING AND UPHOLSTERY FILLINGS * . . . . .	211	2	(Z)	4	2	1	2	1	2	1			
22941	TEXTILE WASTE, GARNETTED AND PROCESSED * . . . . .	538	81	8	6	5	23	(Z)	1	1	2			
22951	ARTIFICIAL LEATHER AND OILCLOTH * . . . . .	370	24	9	27	14	10	1	1	1	1			
22961	TIRE CORD AND FABRIC * . . . . .	399	(Z)	1	(Z)	399	25	(Z)	-	-	3			
2297	WOOL AND MOHAIR, SCOURED . . . . .	166	47	3	(Z)	(Z)	6	1	8	-	1			
22971	WOOL AND MOHAIR, CARBONIZED AND SCOURED . . . . .	62	17	-	(Z)	(Z)	(Z)	-	3	-	-			
22972	TOPS, ALL FIBERS, PROCESSED . . . . .	32	6	(Z)	(Z)	(Z)	(Z)	-	(Z)	-	(Z)			
22973	TEXTILE FIBERS, PREPARED FOR SPINNING . . . . .	67	22	3	(Z)	-	6	1	5	-	(Z)			
22981	CORROAGE AND TWINE * . . . . .	155	2	3	4	1	2	1	2	1	4			
2299	TEXTILE GOODS, NEC . . . . .	537	55	4	34	33	41	2	2	6	(Z)			
22991	BONDED FIBER FABRICS . . . . .	237	9	3	17	11	1	(Z)	(Z)	1	(Z)			
22992	JUTE GOODS . . . . .	20	-	-	-	-	1	2	-	(Z)	-			
22999	TEXTILE GOODS, NEC . . . . .	132	6	(Z)	5	20	2	(Z)	2	1	-			
23	APPAREL, OTHER FINISHED TEXTILE PRODUCTS, INCL. KNIT . . . . .	5 645	116	29	632	264	172	33	25	30	24			
23111	MEN'S, YOUTHS', AND BOYS' CLOTHING * . . . . .	1 460	26	8	120	38	81	9	11	4	9			
23311	WOMEN'S, MISSES', CHILDREN'S, AND INFANTS' CLOTHING * . . . . .	1 753	52	7	305	94	30	10	8	14	4			
235	CAPS, HATS, AND MILLINERY . . . . .	64	(Z)	(Z)	7	1	(Z)	(Z)	(Z)	(Z)	(Z)			
23511	MILLINERY * . . . . .	4	(Z)	(Z)	2	(Z)	(Z)	-	(Z)	-	(Z)			
23521	HATS AND CAPS, MEN'S * . . . . .	62	(Z)	(Z)	5	1	(Z)	(Z)	(Z)	(Z)	(Z)			
23711	FUR GOODS * . . . . .	6	(Z)	(Z)	(Z)	(Z)	(Z)	-	-	-	-			
238	MISCELLANEOUS APPAREL AND ACCESSORIES . . . . .	232	9	1	35	4	6	3	2	5	1			
2381	GLOVES AND MITTENS, EXC. ALL LEATHER . . . . .	50	1	(Z)	(Z)	(Z)	1	(Z)	(Z)	(Z)	(Z)			
23811	DRESS GLOVES AND MITTENS, EXC. ALL LEATHER . . . . .	3	1	-	(Z)	(Z)	(Z)	-	-	-	-			
23812	WORK GLOVES AND MITTENS, EXC. ALL LEATHER . . . . .	47	(Z)	(Z)	(Z)	(Z)	1	(Z)	(Z)	(Z)	(Z)			
23841	ROBES AND DRESSING GOWNS * . . . . .	39	1	(Z)	8	1	(Z)	(Z)	(Z)	(Z)	(Z)			
23851	RAINCOATS AND OTHER WATERPROOF OUTER GARMENTS * . . . . .	34	2	(Z)	1	1	1	(Z)	(Z)	3	(Z)			
23861	LEATHER AND SHEEP LINED CLOTHING * . . . . .	12	(Z)	(Z)	3	1	(Z)	(Z)	(Z)	(Z)	(Z)			
23871	APPAREL BELTS * . . . . .	39	5	1	18	(Z)	1	(Z)	(Z)	(Z)	(Z)			
23891	APPAREL, NEC * . . . . .	67	(Z)	(Z)	7	1	3	3	1	(Z)	(Z)			
239	MISCELLANEOUS FABRICATED TEXTILE PRODUCTS . . . . .	2 062	24	11	157	110	50	15	7	6	11			
2391	CURTAINS AND DRAPERIES . . . . .	216	2	(Z)	53	6	3	1	1	1	1			
23911	WINDOW CURTAINS, EXC. LACE . . . . .	106	(Z)	(Z)	35	5	2	(Z)	(Z)	(Z)	1			
23912	DRAPERIES AND TAPESTRIES . . . . .	110	2	(Z)	17	1	2	1	1	1	(Z)			
2392	HOUSE FURNISHINGS, EXC. CURTAINS AND DRAPERIES . . . . .	714	8	8	44	20	32	5	2	1	5			
23921	BEOSPREADS AND BED SETS . . . . .	41	(Z)	1	1	2	(Z)	(Z)	(Z)	(Z)	(Z)			
23922	SHEETS AND PILLOWCASES . . . . .	234	(Z)	(Z)	21	6	4	2	(Z)	(Z)	1			
23923	TOWELS AND WASHCLOTHS . . . . .	187	(Z)	1	11	2	17	1	(Z)	(Z)	3			
23924	TABLECLOTHS AND NAPKINS . . . . .	52	2	(Z)	3	3	2	(Z)	-	(Z)	(Z)			
23927	SLIP COVERS . . . . .	9	(Z)	(Z)	(Z)	(Z)	1	1	(Z)	(Z)	(Z)			
23928	COMFORTERS AND QUILTS . . . . .	17	(Z)	1	3	3	3	-	1	-	(Z)			
23929	HOUSE FURNISHINGS, NEC . . . . .	65	1	3	2	2	1	(Z)	1	(Z)	(Z)			
23931	TEXTILE BAGS * . . . . .	207	1	(Z)	1	2	2	(Z)	2	3	5			
2394	CANVAS PRODUCTS, EXC. BAGS . . . . .	78	5	(Z)	2	3	3	2	(Z)	1	(Z)			
23941	TENTS . . . . .	32	3	(Z)	1	2	3	2	-	(Z)	(Z)			
23943	TARPAULINS . . . . .	31	1	(Z)	2	(Z)	2	-	(Z)	(Z)	(Z)			
23944	SAILS . . . . .	1	(Z)	(Z)	(Z)	(Z)	-	-	-	-	(Z)			
23949	CANVAS PRODUCTS, NEC . . . . .	5	-	-	(Z)	-	(Z)	(Z)	-	(Z)	-			
23951	TEXTILE PRODUCTS: PLEATED, QUILTED, EMBROIDERED * . . . . .	219	1	2	22	122	1	3	3	(Z)	(Z)			
23961	AUTOMOTIVE TRIMMINGS AND APPAREL FINDINGS, TEXTILE * . . . . .	327	3	1	29	9	4	1	(Z)	1	(Z)			
2399	FABRICATED TEXTILE PRODUCTS, NEC . . . . .	362	4	(Z)	23	6	6	1	(Z)	(Z)	1			
23991	AUTOMOBILE SEAT COVERS . . . . .	14	(Z)	(Z)	1	-	-	-	-	-	-			
23993	SLEEPING BAGS . . . . .	9	-	-	(Z)	(Z)	(Z)	-	-	-	-			
23994	PARACHUTES . . . . .	2	-	(Z)	(Z)	(Z)	(Z)	-	-	-	-			
23999	FABRICATED TEXTILE PRODUCTS, NEC . . . . .	337	4	(Z)	22	6	5	1	(Z)	(Z)	1			
24	LUMBER AND WOOD PRODUCTS, EXCEPT FURNITURE <sup>1</sup> . . . . .	356 978	1 153	899	719	1 022	1 370	826	245	250	525			
2411	PRIMARY FOREST AND WOOD RAW MATERIALS * . . . . .	295 722	1	-	(Z)	(Z)	43	-	-	-	-			
24111	SAWLOGS . . . . .	130 386	-	-	-	-	-	-	-	-	-			
24114	PULPWOOD LDGS . . . . .	24 961	-	-	-	-	-	-	-	-	-			
24115	PULPWOOD AND OTHER WOOD CHIPS . . . . .	122 698	-	-	(Z)	(Z)	1	-	-	-	-			
24117	FUELWOOD AND CORDWOOD . . . . .	4 361	-	-	-	-	-	-	-	-	-			
24119	PRIMARY FOREST AND WOOD RAW MATERIALS, NEC . . . . .	441	1	-	-	-	-	-	-	-	-			
242	SAWMILL AND PLANING MILL PRODUCTS . . . . .	60 707	555	368	230	498	700	501	136	63	286			
2421	LUMBER AND DIMENSION STOCK . . . . .	62 420	488	783	149	501	717	501	145	63	163			
24211	LUMBER, SOFTWOOD FLOORING, AND CUT-STOCK . . . . .	51 143	456	37	101	469	690	497	145	57	163			
24212	SAWED TIES (RAILROAD, MINE, ETC.) . . . . .	3 121	-	-	4	-	-	-	-	-	-			
24214	HARDWOOD DIMENSION STOCK AND FURNITURE PARTS . . . . .	4 130	2	725	6	12	(Z)	2	(Z)	5	-			
24215	HARDWOOD FLOORING . . . . .	19	6	17	9	24	2	-	-	(Z)	-			
2429	MISCELLANEOUS SAWMILL AND PLANING MILL PRODUCTS . . . . .	4 076	252	16	82	6	1	-	-	-	86			
24291	SHINGLES . . . . .	612	-	-	-	-	1	-	-	-	-			
24292	CODPERAGE STOCK . . . . .	352	-	-	-	-	-	-	-	-	-			
24293	SHAVINGS AND SAWDUST . . . . .	2 808	251	-	82	-	-	-	-	-	86			
24299	SAWMILL AND PLANING MILL PRODUCTS, NEC . . . . .	2 45	-	16	-	5	-	-	-	-	-			
243	MILLWORK, PLYWOOD, AND PREFABRICATED WOOD PRODUCTS . . . . .	26 258	199	86	145	79	246	158	36	97	88			
2431	MILLWORK . . . . .	2 968	17	4	23	22	31	14	5	9	30			
24311	WINDOW UNITS, WOOD . . . . .	2 95	8	4	-	4	9	8	3	6	13			
24312	WINDOW SASH, WOOD . . . . .	65	-	-	-	-	-	-	-	-	10			
24313	WINDOW AND DOOR FRAMES AND JAMS, WOOD . . . . .	147	2	-	-	5	10	(Z)	-	(Z)	(Z)			
24314	DOORS AND SHUTTERS, WOOD . . . . .	1 320	7	(Z)	8	(Z)	3	2	2	-	6			
24316	WOOD MDULINGS . . . . .	839	1	-	8	12	7	-	(Z)	-	(Z)			

<sup>1</sup>Due to the estimation and benchmarking procedures, lower level data do not necessarily add to higher aggregate totals. (See appendix D for further explanation.)

The largest difference occurs in Lumber and Wood Products, major group 24, where the estimated tons for group 24 is approximately 12 percent lower than the sum of the 3-digit groups. This results from a low response rate in group 241, Logging Camps and Contractors (56 percent compared to over 80 percent for the CTS as a whole) which caused substantial distortion in the estimation procedure. In making state estimates for group 24, if group 241 was missing, data from the other 3-digit groups within group 24 were used to represent group 241. Since the other 3-digit groups have a much lower weight/value relationship than group 241, total tonnage for group 24 tends to be understated. As explained in appendix D, the division and U.S. 2-digit estimates are derived from the state 2-digit estimates, just as division and U.S. 3-digit estimates are derived from the state 3-digit estimates. As a consequence, the division and U.S. estimates for group 24 have a lower pounds per unit value relationship (therefore, a lower total tons) than the sum of the 3-digit estimates.



TONS (THOUSANDS) SHIPPED BY PRODUCTION AREA OF DESTINATION--CON.

M.A.--CON.			EAST NORTH CENTRAL							WEST NORTH CENTRAL					SOUTH ATLANTIC		TCC CODE
PA 2-8 (BUFF)	PA 2-9 (PITT)	PA 3-1 (CLEV)	PA 3-2 (COLU)	PA 3-3 (CINC)	PA 3-4 (DETR)	PA 3-5 (LANS)	PA 3-6 (G.R.)	PA 3-7 (INDP)	PA 3-8 (CHIC)	PA 3-9 (MILW)	PA 4-1 (STLO)	PA 4-2 (K.C.)	PA 4-3 (M.SP)	PA 5-1 (BALT)	PA 5-2 (DC-MD-VA)		
(Z)	(Z)	(Z)	(Z)	(Z)	2	(Z)	-	(Z)	(Z)	-	(Z)	(Z)	(Z)	-	(Z)	22213	
(Z)	1	(Z)	(Z)	(Z)	(Z)	(Z)	(Z)	(Z)	1	-	(Z)	3	(Z)	1	(Z)	2231	
(Z)	1	(Z)	(Z)	(Z)	(Z)	(Z)	(Z)	(Z)	1	-	(Z)	3	(Z)	1	(Z)	22311	
1	(Z)	1	(Z)	2	8	(Z)	2	(Z)	3	(Z)	1	(Z)	1	1	(Z)	22411	
5	3	4	1	12	(Z)	2	-	13	1	3	1	1	5	(Z)	22511		
41	42	32	19	7	130	2	2	15	61	9	28	30	40	10	(Z)	227	
(Z)	(Z)	(Z)	-	7	1	(Z)	(Z)	7	(Z)	(Z)	(Z)	(Z)	2	(Z)	(Z)	22711	
40	42	31	18	7	119	2	2	15	51	9	27	28	38	12	10	22721	
1	1	(Z)	(Z)	1	21	1	1	1	3	(Z)	1	1	1	2	(Z)	22799	
16	2	35	(Z)	1	21	1	1	1	11	3	1	11	5	6	1	228	
20	2	33	(Z)	1	20	(Z)	1	1	9	2	(Z)	11	4	5	1	2281	
(Z)	1	3	-	1	(Z)	-	-	(Z)	2	1	(Z)	9	1	2	-	22811	
(Z)	(Z)	1	(Z)	(Z)	(Z)	(Z)	(Z)	(Z)	1	(Z)	-	(Z)	1	(Z)	(Z)	22813	
19	(Z)	29	(Z)	(Z)	19	(Z)	1	1	7	1	(Z)	2	2	3	1	22819	
(Z)	(Z)	2	(Z)	(Z)	1	(Z)	1	(Z)	1	(Z)	(Z)	(Z)	(Z)	(Z)	(Z)	22841	
21	3	57	13	26	154	12	25	6	77	12	32	29	12	7	9	229	
(Z)	(Z)	1	(Z)	1	2	(Z)	-	(Z)	1	(Z)	1	1	1	(Z)	2	22911	
-	(Z)	(Z)	-	(Z)	(Z)	-	-	-	(Z)	(Z)	(Z)	-	(Z)	-	(Z)	22921	
3	(Z)	7	(Z)	3	11	4	2	(Z)	10	-	4	(Z)	(Z)	3	-	22931	
8	-	(Z)	6	10	2	-	-	(Z)	7	(Z)	4	(Z)	(Z)	1	-	22941	
3	(Z)	5	3	1	82	(Z)	19	4	19	4	7	1	5	(Z)	2	22951	
5	-	37	2	6	8	8	-	(Z)	(Z)	-	-	18	(Z)	(Z)	-	22961	
9	-	-	(Z)	(Z)	(Z)	-	-	-	8	1	-	-	(Z)	-	-	2297	
9	-	-	-	-	-	-	-	-	(Z)	-	-	-	-	-	-	22971	
(Z)	-	-	(Z)	(Z)	(Z)	-	-	-	-	-	-	-	(Z)	-	-	22972	
(Z)	-	-	-	(Z)	-	-	-	-	8	1	-	-	-	-	-	22973	
1	(Z)	1	1	3	9	(Z)	(Z)	1	5	2	1	3	(Z)	1	(Z)	22981	
1	3	8	2	4	26	1	1	1	25	5	18	8	1	3	6	2299	
1	1	4	2	1	24	1	1	1	15	3	5	8	1	3	1	22991	
-	-	(Z)	(Z)	-	(Z)	-	-	-	(Z)	-	-	-	-	-	-	22992	
(Z)	(Z)	1	(Z)	2	(Z)	(Z)	(Z)	(Z)	3	(Z)	(Z)	(Z)	(Z)	(Z)	(Z)	22999	
40	35	87	35	89	236	25	26	24	147	34	60	101	47	46	22	23	
7	11	16	9	43	15	1	12	11	26	8	11	26	9	15	5	23111	
5	7	24	13	7	17	2	12	5	39	14	20	7	18	9	7	23111	
(Z)	(Z)	(Z)	1	(Z)	1	(Z)	(Z)	(Z)	1	(Z)	1	27	1	(Z)	(Z)	235	
(Z)	(Z)	(Z)	(Z)	(Z)	(Z)	(Z)	(Z)	(Z)	(Z)	(Z)	(Z)	(Z)	(Z)	(Z)	(Z)	23511	
(Z)	(Z)	(Z)	1	(Z)	1	(Z)	1	(Z)	1	(Z)	1	29	1	(Z)	(Z)	23521	
(Z)	(Z)	(Z)	-	(Z)	-	(Z)	-	(Z)	-	(Z)	1	1	1	(Z)	(Z)	23711	
2	1	2	3	2	10	1	(Z)	6	12	2	2	1	1	2	2	238	
(Z)	1	(Z)	2	(Z)	2	(Z)	-	(Z)	5	4	1	(Z)	(Z)	(Z)	3	2381	
-	-	-	(Z)	-	(Z)	-	-	-	(Z)	-	(Z)	(Z)	(Z)	(Z)	(Z)	23811	
(Z)	1	(Z)	2	(Z)	2	(Z)	5	4	1	1	(Z)	(Z)	(Z)	3	-	23812	
(Z)	(Z)	(Z)	2	1	3	1	-	(Z)	2	(Z)	(Z)	1	(Z)	-	1	23841	
(Z)	(Z)	(Z)	(Z)	(Z)	(Z)	(Z)	(Z)	(Z)	2	(Z)	1	(Z)	(Z)	6	(Z)	23851	
(Z)	(Z)	(Z)	(Z)	(Z)	(Z)	(Z)	(Z)	(Z)	1	1	(Z)	(Z)	(Z)	(Z)	(Z)	23861	
(Z)	(Z)	(Z)	(Z)	(Z)	(Z)	-	(Z)	(Z)	2	(Z)	(Z)	(Z)	(Z)	(Z)	(Z)	23871	
2	(Z)	1	(Z)	(Z)	5	(Z)	(Z)	(Z)	2	(Z)	(Z)	(Z)	(Z)	1	(Z)	23891	
26	15	41	9	37	189	20	8	2	63	9	36	52	19	13	8	239	
3	1	2	2	5	2	(Z)	(Z)	(Z)	6	(Z)	1	4	2	1	2	2391	
2	(Z)	1	1	3	1	(Z)	(Z)	(Z)	1	(Z)	1	3	2	(Z)	(Z)	23911	
(Z)	1	1	1	2	(Z)	(Z)	(Z)	(Z)	4	(Z)	1	1	(Z)	1	2	23912	
10	11	9	6	18	21	(Z)	1	1	32	4	6	8	7	3	5	2392	
(Z)	(Z)	(Z)	(Z)	1	(Z)	(Z)	-	(Z)	4	(Z)	(Z)	(Z)	(Z)	(Z)	(Z)	23921	
(Z)	(Z)	1	1	2	4	-	(Z)	(Z)	5	(Z)	(Z)	6	(Z)	1	1	23922	
7	8	1	1	10	4	(Z)	(Z)	(Z)	7	1	5	1	3	1	1	23923	
(Z)	(Z)	4	(Z)	1	2	-	(Z)	-	1	-	(Z)	(Z)	(Z)	1	(Z)	23924	
(Z)	1	(Z)	1	(Z)	-	(Z)	-	(Z)	2	(Z)	-	(Z)	-	(Z)	(Z)	23927	
-	(Z)	1	(Z)	(Z)	(Z)	-	-	(Z)	2	(Z)	-	(Z)	(Z)	-	-	23928	
(Z)	1	1	2	(Z)	1	(Z)	1	(Z)	3	(Z)	(Z)	(Z)	1	(Z)	1	23929	
7	(Z)	1	(Z)	(Z)	3	(Z)	5	(Z)	3	1	2	1	1	1	(Z)	23931	
(Z)	(Z)	1	(Z)	(Z)	1	(Z)	(Z)	(Z)	2	(Z)	1	1	(Z)	1	(Z)	2394	
(Z)	(Z)	(Z)	(Z)	(Z)	(Z)	(Z)	-	(Z)	1	(Z)	1	(Z)	(Z)	(Z)	(Z)	23941	
-	(Z)	(Z)	(Z)	(Z)	(Z)	(Z)	-	(Z)	(Z)	(Z)	(Z)	(Z)	-	(Z)	(Z)	23943	
(Z)	-	(Z)	-	-	(Z)	(Z)	(Z)	(Z)	(Z)	(Z)	(Z)	(Z)	(Z)	-	-	23944	
(Z)	-	(Z)	-	-	(Z)	(Z)	(Z)	(Z)	(Z)	(Z)	(Z)	(Z)	(Z)	(Z)	-	23949	
(Z)	(Z)	1	(Z)	4	-	(Z)	(Z)	(Z)	1	(Z)	(Z)	(Z)	(Z)	(Z)	1	23951	
6	1	23	(Z)	7	98	14	2	(Z)	9	(Z)	14	25	3	1	(Z)	23961	
2	1	8	1	2	79	6	(Z)	(Z)	4	1	11	13	5	7	1	2399	
-	(Z)	(Z)	-	10	-	-	-	-	(Z)	-	(Z)	-	-	(Z)	-	23991	
(Z)	-	-	1	(Z)	-	-	-	(Z)	(Z)	(Z)	-	-	1	-	(Z)	23993	
2	(Z)	8	(Z)	2	69	6	(Z)	(Z)	4	1	10	13	4	7	1	23999	
1 020	760	1 367	387	514	1 558	420	459	646	1 816	318	635	693	1 091	725	719	24	
241	16	28	4	17	(Z)	(Z)	25	670	13	6	(Z)	23	24	96	1	2411	
-	11	-	4	17	-	-	-	670	-	-	-	23	-	1	-	24111	
-	-	-	-	-	-	-	-	-	-	-	-	-	-	-	-	24114	
-	5	27	-	-	-	-	25	-	12	6	-	-	-	-	-	24115	
-	-	-	-	-	-	-	-	-	-	-	-	-	-	-	-	24117	
241	1	1	-	(Z)	-	-	-	-	2	-	(Z)	-	24	-	1	24119	
333	171	736	123	179	303	175	106	34	510	31	199	388	465	226	394	242	
297	177	721	119	151	319	197	106	32	578	37	222	380	450	223	258	2421	
267	177	720	93	46	298	195	103	32	557	36	214	365	408	198	248	24211	
-	-	-	-	-	-	-	-	-	-	-	-	1	-	-	-	24212	
16	-	(Z)	(Z)	(Z)	11	(Z)	1	(Z)	4	(Z)	-	(Z)	(Z)	17	(Z)	24214	
1	-	-	1	9	8	-	1	-	3	(Z)	2	(Z)	2	8	9	24215	
5	1	1	-	21	4	-	(Z)	(Z)	12	(Z)	4	9	7	-	2	24229	
-	1	1	-	(Z)	3	-	(Z)	-	5	(Z)	2	4	5	-	2	24291	
-	-	-	-	-	-	-	-	-	-	-	-	4	-	-	-	24292	
4	-	-	-	4	-	-	-	-	-	-	-	-	-	-	-	24293	
-	-	-	-	16	-	-	-	-	-	-	-	-	-	-	-	24299	
109	191	276	168	214	394	79	93	138	546	118	133	112	337	166	213	243	
36	6	17	9	5	87	22	4	24	95	26	20	33	70	26	35	2431	
1	1	7	-	1	11	7	1	5	10	6	5	3	7	1	4	24311	
14	-	(Z)	-	(Z)	-	-	-	-	-	3	1	1	(Z)	-	3	24312	
(Z)	(Z)	1	(Z)	1	1	(Z)	(Z)	(Z)	-	(Z)	3	1	5	3	(Z)	24313	
10	1	10	9	1	27	5	3	13	40	6	8	16	37	4	10	24314	
7	3	(Z)	(Z)	2	45	8	(Z)	5	23	7	2	11	21	4	4	24316	



TABLE 6. SHIPMENTS BY MANUFACTURING ESTABLISHMENTS--COMMODITIES BY PRODUCTION AREA OF DESTINATION: 1977--CON.

TCC CODE	COMMODITY	TNS (THUSANOS) SHIPPED BY PRODUCTION AREA OF DESTINATION--CON.									
		SOUTH ATLANTIC--CON.					EAST SOUTH CENTRAL				
		PA 5-3 (NDRP- RICH)	PA 5-4 (GBORD W.S.)	PA 5-5 (CHAR)	PA 5-6 (ATLA)	PA 5-7 (DAYT- TAMPA)	PA 5-8 (MIAMI)	PA 6-1 (LVLE)	PA 6-2 (NASH)	PA 6-3 (HEMP)	PA 6-4 (BIRM)
22213	HANMADE FIBER BLANKETS . . . . .	(Z)	(Z)	(Z)	(Z)	(Z)	-	(Z)	-	(Z)	-
2231	WDDL BRDAOWDVEN FABRICS * . . . . .	1	1	(Z)	(Z)	-	(Z)	(Z)	(Z)	(Z)	-
22311	WDDL BRDAOWDVEN FABRICS, EXC. BLANKETS . . . . .	(Z)	1	(Z)	(Z)	-	(Z)	-	(Z)	(Z)	-
22411	NARROW FABRICS * . . . . .	1	4	2	1	(Z)	2	(Z)	(Z)	1	(Z)
22511	KNIT FABRICS * . . . . .	6	58	66	12	1	14	(Z)	1	6	6
227	FLDDR COVERINGS . . . . .	9	9	22	47	34	24	4	7	6	2
22711	WDEVN CARPETS AND RUGS * . . . . .	(Z)	(Z)	(Z)	(Z)	(Z)	2	(Z)	(Z)	(Z)	(Z)
22721	TUFTED CARPETS AND RUGS * . . . . .	9	8	22	43	33	22	4	7	6	2
22799	CARPETS, RUGS, AND MATS, NEC * . . . . .	(Z)	1	(Z)	1	1	(Z)	(Z)	(Z)	(Z)	(Z)
228	THREAD AND YARN . . . . .	9	192	218	52	1	32	1	5	1	6
2281	YARN . . . . .	9	188	218	40	1	28	1	5	(Z)	7
22811	COTTON YARN . . . . .	-	19	119	9	(Z)	(Z)	(Z)	1	(Z)	(Z)
22813	WDDL THREAD AND YARN . . . . .	-	(Z)	2	(Z)	(Z)	2	-	-	-	-
22819	YARN, NEC . . . . .	9	169	97	31	1	26	1	4	(Z)	6
22841	THREAD * . . . . .	(Z)	(Z)	8	14	(Z)	1	(Z)	1	(Z)	(Z)
229	MISCELLANEDUS TEXTILE GDODS . . . . .	22	38	92	43	9	5	1	13	35	24
22911	FELT GDODS, EXC. WDEVN FELTS AND HATS * . . . . .	(Z)	(Z)	(Z)	1	-	(Z)	(Z)	1	(Z)	(Z)
22921	LACE GDODS * . . . . .	-	(Z)	-	(Z)	(Z)	(Z)	(Z)	-	(Z)	(Z)
22931	PAODING AND UPHOLSTERY FILLINGS * . . . . .	(Z)	14	8	1	1	(Z)	(Z)	(Z)	3	(Z)
22941	TEXTILE WASTE, GARNETTED AND PROCESSED * . . . . .	4	(Z)	61	27	-	2	(Z)	1	(Z)	1
22951	ARTIFICIAL LEATHER AND DILCLDTH * . . . . .	1	19	4	3	1	1	(Z)	3	3	1
22961	TIRE CDRO AND FABRIC * . . . . .	8	1	10	(Z)	-	(Z)	-	2	21	20
2297	WDDL AND MOHAIR, SCODURED . . . . .	(Z)	1	4	-	-	(Z)	-	(Z)	-	(Z)
22971	WDDL AND MOHAIR, CARBONIZED AND SCODURED . . . . .	-	-	-	-	-	-	-	-	-	-
22972	TDPS, ALL FIBERS, PROCESSED . . . . .	(Z)	1	4	-	-	-	-	(Z)	-	(Z)
22973	TEXTILE FIBERS, PREPARED FOR SPINNING . . . . .	(Z)	(Z)	(Z)	-	-	(Z)	-	-	-	-
22981	CODRAGE AND TWINE * . . . . .	(Z)	3	2	2	6	1	(Z)	1	(Z)	(Z)
2299	TEXTILE GDODS, NEC . . . . .	5	3	8	9	2	1	1	5	6	1
22991	BNDDED FIBER FABRICS . . . . .	5	1	4	5	1	(Z)	(Z)	5	1	1
22992	JUTE GDODS . . . . .	-	-	(Z)	-	-	-	-	-	-	-
22999	TEXTILE GDODS, NEC . . . . .	4	1	3	1	(Z)	1	(Z)	(Z)	4	(Z)
23	APPAREL, DTHR FINISHED TEXTILE PRODUCTS, INCL. KNIT . . . . .	26	132	137	153	23	38	18	63	65	18
23111	MEN'S, YDUTHS', AND BDYS' CLDTHING . . . . .	10	19	18	47	5	8	5	43	32	6
23311	WDMEN'S, MISSES', CHILDREN'S, AND INFANTS' CLDTHING * . . . . .	6	45	28	72	5	7	3	5	11	8
235	CAPS, HATS, AND MILLINERY . . . . .	(Z)	1	(Z)	(Z)	(Z)	(Z)	(Z)	(Z)	(Z)	(Z)
23511	MILLINERY * . . . . .	(Z)	(Z)	(Z)	(Z)	(Z)	(Z)	(Z)	(Z)	(Z)	(Z)
23521	HATS AND CAPS, MEN'S * . . . . .	(Z)	1	(Z)	(Z)	(Z)	(Z)	(Z)	(Z)	(Z)	(Z)
23711	FUR GDODS * . . . . .	(Z)	-	-	(Z)	-	(Z)	(Z)	-	-	-
238	MISCELLANEDUS APPAREL AND ACCESSORIES . . . . .	1	(Z)	(Z)	2	1	3	1	1	10	1
2381	GLOVES AND MITTENS, EXC. ALL LEATHER . . . . .	(Z)	(Z)	(Z)	(Z)	(Z)	(Z)	(Z)	(Z)	8	(Z)
23811	DRESS GLOVES AND MITTENS, EXC. ALL LEATHER . . . . .	-	-	-	-	-	-	-	-	(Z)	(Z)
23812	WRK GLOVES AND MITTENS, EXC. ALL LEATHER . . . . .	(Z)	(Z)	(Z)	(Z)	(Z)	(Z)	(Z)	(Z)	8	(Z)
23841	ROBES AND DRESSING GDWNS * . . . . .	-	(Z)	(Z)	(Z)	(Z)	(Z)	1	(Z)	(Z)	(Z)
23851	RAINCOATS AND DTHR WATERPROOF DUTER GARMENTS * . . . . .	(Z)	(Z)	(Z)	(Z)	(Z)	(Z)	(Z)	(Z)	(Z)	(Z)
23861	LEATHER AND SHEEP LINED CLDTHING * . . . . .	(Z)	(Z)	(Z)	(Z)	(Z)	-	(Z)	(Z)	(Z)	(Z)
23871	APPAREL BELTS * . . . . .	(Z)	(Z)	(Z)	(Z)	(Z)	(Z)	(Z)	(Z)	(Z)	(Z)
23891	APPAREL, NEC * . . . . .	(Z)	(Z)	(Z)	1	(Z)	(Z)	(Z)	(Z)	1	(Z)
239	MISCELLANEDUS FABRICATED TEXTILE PRODUCTS . . . . .	9	60	90	39	12	18	8	3	12	5
2391	CURTAINS AND DRAPERIES . . . . .	1	13	8	2	1	2	(Z)	1	1	(Z)
23911	WINDOW CURTAINS, EXC. LACE . . . . .	(Z)	(Z)	6	1	(Z)	1	(Z)	(Z)	(Z)	(Z)
23912	DRAPERIES AND TAPESTRIES . . . . .	1	13	1	2	1	1	(Z)	(Z)	(Z)	(Z)
2392	HOUSE FURNISHINGS, EXC. CURTAINS AND DRAPERIES . . . . .	3	43	58	11	6	8	2	1	9	4
23921	BEDSPREADS AND BED SETS . . . . .	(Z)	2	5	1	(Z)	(Z)	(Z)	(Z)	1	(Z)
23922	SHEETS AND PILLOWCASES . . . . .	1	33	35	2	(Z)	5	(Z)	(Z)	3	-
23923	TOWELS AND WASHCLDTHS . . . . .	1	7	14	3	4	2	(Z)	(Z)	5	3
23924	TABLECLDTHS AND NAPKINS . . . . .	(Z)	(Z)	1	(Z)	1	(Z)	(Z)	(Z)	-	(Z)
23927	SLIP COVERS . . . . .	-	-	(Z)	(Z)	-	(Z)	(Z)	-	(Z)	-
23928	COMFORTERS AND QUILTS . . . . .	-	(Z)	(Z)	-	-	(Z)	(Z)	(Z)	(Z)	-
23929	HOUSE FURNISHINGS, NEC . . . . .	(Z)	(Z)	2	1	(Z)	(Z)	(Z)	(Z)	(Z)	(Z)
23931	TEXTILE BAGS * . . . . .	1	2	1	(Z)	3	(Z)	(Z)	1	1	(Z)
2394	CANVAS PRODUCTS, EXC. BAGS . . . . .	2	(Z)	(Z)	(Z)	1	2	(Z)	1	(Z)	(Z)
23941	TENTS . . . . .	(Z)	(Z)	-	-	(Z)	2	(Z)	(Z)	(Z)	(Z)
23943	TARPAULINS . . . . .	2	-	-	-	1	-	-	(Z)	-	(Z)
23944	SAILS . . . . .	-	-	(Z)	-	(Z)	(Z)	-	-	-	(Z)
23949	CANVAS PRDUDTS, NEC . . . . .	-	-	-	-	(Z)	(Z)	-	(Z)	-	(Z)
23951	TEXTILE PRODUCTS: PLEATED, QUILTED, EMBROIDERED * . . . . .	(Z)	(Z)	1	(Z)	1	2	(Z)	(Z)	1	(Z)
23961	AUTDMOTIVE TRIMMINGS AND APPAREL FINOINGS, TEXTILE * . . . . .	1	(Z)	1	7	(Z)	(Z)	3	(Z)	(Z)	-
2399	FABRICATED TEXTILE PRODUCTS, NEC . . . . .	1	(Z)	22	19	1	1	3	1	(Z)	(Z)
23991	AUTDMOBILE SEAT CDVERS . . . . .	-	-	-	(Z)	-	-	-	-	-	-
23993	SLEEPING BAGS . . . . .	-	-	-	(Z)	-	(Z)	(Z)	1	-	(Z)
23994	PARACHUTES . . . . .	(Z)	-	-	-	-	(Z)	-	-	-	-
23999	FABRICATED TEXTILE PRODUCTS, NEC . . . . .	1	(Z)	22	19	1	1	3	(Z)	(Z)	(Z)
24	LUMBER AND WDD PRDUDTS, EXCEPT FURNITURE . . . . .	2 925	1 212	630	890	1 234	416	870	470	740	522
2411	PRIMARY FOREST AND WDD RAW MATERIALS * . . . . .	1 579	-	-	(Z)	5	1	-	(Z)	2	-
24111	SAWLDS . . . . .	5	-	-	-	-	-	-	-	1	-
24114	PULPWDD LDGS . . . . .	-	-	-	-	-	-	-	-	-	-
24115	PULPWDD AND DTHR WDD CHIPS . . . . .	1 470	-	-	-	-	-	-	-	-	-
24117	FUELWDD AND CDROWDD . . . . .	-	-	-	-	-	-	-	-	-	-
24119	PRIMARY FOREST AND WDD RAW MATERIALS, NEC . . . . .	-	-	-	(Z)	-	-	-	-	(Z)	-
242	SAWMILL AND PLANING MILL PRDUDTS . . . . .	497	507	192	284	457	60	545	130	334	274
2421	LUMBER AND DIMENSION STCK . . . . .	510	504	201	262	505	58	443	103	352	307
24211	LUMBER, SOFTWDD FLDDRING, AND CUT-STCK . . . . .	487	404	192	248	498	57	398	84	325	305
24212	SAWD TIES (RAILRDAD, MINE, ETC.) . . . . .	7	38	6	9	5	(Z)	45	3	19	1
24214	HARDWDD DIMENSION STCK AND FURNITURE PARTS . . . . .	16	5	3	(Z)	1	1	-	17	3	1
24215	HARDWDD FLDDRING . . . . .	3	1	2	5	3	151	1	1	1	-
2429	MISCELLANEDUS SAWMILL AND PLANING MILL PRDUDTS . . . . .	3	5	1	2	5	3	1	-	1	-
24291	SHINGLES . . . . .	3	1	2	5	3	1	-	-	-	-
24292	CDPERAGE STCK . . . . .	-	-	-	-	-	150	-	-	-	-
24293	SHAVINGS AND SAWDUST . . . . .	-	-	-	-	-	-	-	-	-	-
24299	SAWMILL AND PLANING MILL PRDUDTS, NEC . . . . .	-	-	-	-	-	-	-	-	-	-
243	MILLWRK, PLYWDD, AND PREFABRICATED WDD PRDUDTS . . . . .	219	336	211	363	373	154	135	162	304	98
2431	MILLWRK . . . . .	13	5	5	18	5	46	11	6	15	7
24311	WINDOW UNITS, WDD . . . . .	4	3	-	(Z)	-	-	2	(Z)	4	3
24312	WINDOW SASH, WDD . . . . .	(Z)	-	-	-	-	-	-	-	(Z)	-
24313	WINDW AND DDD FRAMES AND JAMS, WDD . . . . .	3	1	(Z)	5	-	5	-	(Z)	-	-
24314	DDRS AND SHUTTERS, WDD . . . . .	3	1	5	10	4	25	9	2	5	4
24316	WDD MDULINGS . . . . .	(Z)	(Z)	(Z)	2	(Z)	16	(Z)	3	6	-

TONS (THOUSANDS) SHIPPED BY PRODUCTION AREA OF DESTINATION--CON.

WEST SOUTH CENTRAL					MOUNTAIN					PACIFIC					NON	DESTI-	TCC
PA 7-1	PA 7-2	PA 7-3	PA 7-4	PA 7-5	PA 8-1	PA 8-2	PA 8-3	PA 9-1	PA 9-2	PA 9-3	PA 9-4	PA 9-5	PA 9-6	PRODUC-	NATION	CODE	
(N.ORL)	(HOUS)	(AUST)	(DALL)	(TULS)	(DENV)	(SALT LAKE)	(PHNX)	(SETL)	(PORT)	(SANF)	(SACR)	(LOSA)	(SAN DIEGO)	TION AREA	UNKNOWN		
(Z)	(Z)	(Z)	(Z)	(Z)	(Z)	-	(Z)	-	-	(Z)	-	1	-	13	-	22213	
(Z)	(Z)	-	1	(Z)	(Z)	(Z)	(Z)	(Z)	3	(Z)	(Z)	5	(Z)	34	1	2231	
(Z)	(Z)	-	1	(Z)	(Z)	(Z)	(Z)	(Z)	2	(Z)	(Z)	5	(Z)	34	1	22311	
(Z)	(Z)	1	7	(Z)	(Z)	(Z)	(Z)	(Z)	1	(Z)	(Z)	5	(Z)	44	(Z)	22411	
1	(Z)	1	16	2	(Z)	2	2	(Z)	3	3	(Z)	77	2	731	33	22511	
37	65	9	79	18	10	14	19	26	9	45	17	205	11	974	9	227	
(Z)	(Z)	-	2	(Z)	1	(Z)	8	(Z)	(Z)	2	-	2	-	26	-	22711	
37	65	9	77	18	9	12	8	24	9	32	9	151	4	930	2	22721	
(Z)	(Z)	(Z)	1	(Z)	(Z)	1	12	2	(Z)	10	7	49	8	24	8	22799	
3	4	2	8	1	7	1	(Z)	1	1	5	1	75	(Z)	1	41	228	
1	-	-	4	(Z)	8	(Z)	(Z)	1	1	5	(Z)	11	(Z)	1	698	41	2281
1	-	-	(Z)	-	-	-	-	-	(Z)	-	-	11	-	1	195	39	22811
(Z)	3	2	4	(Z)	(Z)	-	-	-	1	(Z)	-	1	(Z)	30	2	22813	
2	(Z)	(Z)	4	(Z)	8	(Z)	(Z)	1	(Z)	5	(Z)	63	-	1	472	-	22819
7	15	1	8	6	4	3	13	5	5	20	7	84	1	159	(Z)	22841	
(Z)	1	(Z)	(Z)	(Z)	(Z)	-	5	(Z)	(Z)	5	-	19	-	13	1	22911	
(Z)	(Z)	-	(Z)	-	-	-	-	(Z)	-	(Z)	(Z)	(Z)	-	1	(Z)	22921	
(Z)	1	(Z)	1	(Z)	(Z)	2	3	(Z)	(Z)	4	-	22	(Z)	87	-	22931	
(Z)	(Z)	(Z)	2	-	-	-	(Z)	-	3	-	(Z)	6	-	178	87	22941	
3	9	(Z)	2	1	1	(Z)	(Z)	2	(Z)	2	-	9	(Z)	59	8	22951	
(Z)	-	-	(Z)	5	1	-	-	-	-	(Z)	-	4	-	211	-	22961	
(Z)	(Z)	-	-	-	-	-	-	-	1	-	-	-	-	52	24	2297	
-	-	-	-	-	-	-	-	-	-	-	-	-	-	16	16	22971	
(Z)	(Z)	-	-	-	-	-	-	-	1	-	-	-	-	20	-	22972	
-	-	-	-	-	-	-	-	-	-	-	-	-	-	13	8	22973	
3	2	(Z)	(Z)	(Z)	1	(Z)	(Z)	(Z)	(Z)	1	(Z)	2	(Z)	79	1	22981	
1	1	(Z)	4	(Z)	1	1	2	2	1	8	7	5	(Z)	169	5	2299	
(Z)	1	(Z)	3	(Z)	1	(Z)	(Z)	1	(Z)	8	7	3	(Z)	73	1	22991	
-	-	-	-	-	-	-	-	-	-	-	-	-	-	13	-	22992	
(Z)	(Z)	(Z)	(Z)	(Z)	(Z)	(Z)	(Z)	(Z)	(Z)	(Z)	(Z)	2	(Z)	66	4	22999	
34	29	13	85	24	34	30	13	28	18	104	8	380	9	1	551	232	23
7	11	6	10	4	6	8	5	7	4	40	2	46	4	529	4	2311	
10	6	3	26	7	11	5	3	3	7	16	2	241	2	407	86	23311	
(Z)	(Z)	(Z)	3	(Z)	(Z)	(Z)	(Z)	(Z)	(Z)	1	(Z)	(Z)	(Z)	12	3	235	
(Z)	(Z)	(Z)	(Z)	(Z)	(Z)	-	-	(Z)	-	(Z)	-	(Z)	(Z)	(Z)	1	23511	
(Z)	(Z)	(Z)	2	(Z)	(Z)	(Z)	(Z)	(Z)	(Z)	1	(Z)	(Z)	(Z)	12	2	23521	
(Z)	(Z)	-	(Z)	-	-	(Z)	-	(Z)	(Z)	-	(Z)	-	(Z)	1	4	23711	
2	1	1	2	1	1	1	(Z)	1	(Z)	2	1	5	(Z)	63	8	238	
(Z)	(Z)	(Z)	1	(Z)	1	(Z)	(Z)	1	(Z)	(Z)	(Z)	(Z)	-	13	(Z)	2381	
(Z)	(Z)	(Z)	-	-	(Z)	-	-	-	(Z)	-	-	-	-	(Z)	-	23811	
(Z)	(Z)	(Z)	1	(Z)	1	(Z)	(Z)	(Z)	(Z)	(Z)	(Z)	(Z)	(Z)	12	(Z)	23812	
(Z)	(Z)	(Z)	(Z)	(Z)	(Z)	(Z)	(Z)	(Z)	(Z)	2	1	8	(Z)	1	1	23841	
(Z)	(Z)	(Z)	(Z)	(Z)	(Z)	(Z)	(Z)	(Z)	(Z)	(Z)	(Z)	(Z)	(Z)	13	(Z)	23851	
(Z)	1	(Z)	(Z)	(Z)	(Z)	(Z)	(Z)	(Z)	(Z)	(Z)	(Z)	(Z)	-	3	-	23861	
(Z)	(Z)	1	(Z)	(Z)	(Z)	(Z)	(Z)	(Z)	(Z)	(Z)	-	1	(Z)	6	1	23871	
15	9	5	44	14	16	15	4	16	2	45	3	90	2	515	73	239	
1	1	1	3	1	(Z)	(Z)	1	3	(Z)	4	1	9	(Z)	59	3	2391	
1	1	(Z)	2	(Z)	(Z)	(Z)	1	2	(Z)	1	(Z)	3	(Z)	23	2	23911	
1	1	(Z)	1	1	(Z)	(Z)	(Z)	1	(Z)	4	1	6	-	36	1	23912	
9	3	2	27	9	6	4	1	7	1	8	1	37	1	147	37	2392	
(Z)	(Z)	(Z)	(Z)	(Z)	(Z)	(Z)	(Z)	(Z)	(Z)	(Z)	(Z)	(Z)	(Z)	5	10	23921	
7	1	(Z)	6	(Z)	(Z)	1	(Z)	4	(Z)	2	1	7	(Z)	47	22	23922	
(Z)	1	1	1	(Z)	1	3	(Z)	3	(Z)	3	(Z)	11	(Z)	35	(Z)	23923	
(Z)	(Z)	(Z)	8	-	(Z)	-	1	1	-	(Z)	(Z)	(Z)	-	18	(Z)	23924	
(Z)	-	-	(Z)	-	(Z)	-	-	-	-	(Z)	-	(Z)	-	1	(Z)	23927	
(Z)	(Z)	-	(Z)	-	-	-	(Z)	(Z)	(Z)	-	-	(Z)	-	1	-	23928	
1	2	1	4	1	7	9	(Z)	1	(Z)	2	(Z)	19	(Z)	8	4	23929	
1	2	(Z)	2	(Z)	(Z)	(Z)	(Z)	2	(Z)	1	(Z)	4	(Z)	105	1	23931	
-	1	-	1	-	(Z)	(Z)	(Z)	2	(Z)	1	(Z)	3	-	34	(Z)	2394	
1	(Z)	(Z)	(Z)	-	(Z)	-	-	-	-	-	-	(Z)	-	9	-	23941	
(Z)	(Z)	(Z)	(Z)	(Z)	(Z)	-	(Z)	(Z)	(Z)	(Z)	(Z)	(Z)	(Z)	19	(Z)	23943	
(Z)	-	(Z)	(Z)	(Z)	(Z)	-	-	(Z)	(Z)	(Z)	(Z)	(Z)	(Z)	(Z)	(Z)	2	23944
(Z)	(Z)	(Z)	2	(Z)	(Z)	(Z)	1	(Z)	(Z)	(Z)	(Z)	12	(Z)	2	-	23949	
1	(Z)	(Z)	3	(Z)	(Z)	-	(Z)	(Z)	-	6	(Z)	5	(Z)	28	(Z)	23951	
1	1	(Z)	5	1	(Z)	1	(Z)	(Z)	(Z)	7	(Z)	23	(Z)	19	29	23961	
-	-	-	-	-	-	-	-	-	-	(Z)	-	1	-	89	1	2399	
(Z)	(Z)	-	(Z)	1	(Z)	-	-	-	(Z)	(Z)	(Z)	(Z)	-	(Z)	-	23991	
(Z)	-	(Z)	-	-	(Z)	-	-	-	(Z)	(Z)	(Z)	(Z)	-	1	(Z)	23993	
(Z)	1	(Z)	5	(Z)	(Z)	1	(Z)	(Z)	(Z)	7	(Z)	22	(Z)	85	1	23999	
6 409	3 984	426	1 469	452	791	676	524	20 182	8 496	6 718	2 021	4 377	1 310	218 900	50 199	24	
6 490	4 101	-	3	(Z)	1	-	-	18 677	4 654	4 964	114	3	-	210 860	43 059	2411	
455	330	-	-	-	-	-	-	12 878	4 454	4 757	-	-	-	104 413	2 367	24111	
-	-	-	-	-	-	-	-	790	34	-	-	-	-	23 909	229	24114	
2 780	353	-	-	-	-	-	-	4 903	157	207	114	3	-	72 173	40 463	24115	
-	-	-	3	-	-	-	-	93	5	-	(Z)	-	-	4 260	-	24117	
-	-	-	(Z)	-	1	-	-	5	-	-	-	-	-	164	-	24119	
1 104	839	154	816	264	397	326	302	957	2 251	1 434	1 104	2 486	1 164	32 419	3 702	242	
1 302	870	152	821	256	367	317	285	934	2 209	1 404	1 083	2 402	1 129	34 278	3 590	2421	
1 277	808	148	808	255	333	296	285	912	2 191	972	863	1 825	1 120	28 271	1 213	24211	
-	3	-	-	-	-	-	-	-	-	-	-	-	-	718	2 364	24212	
18	1	1	9	(Z)	4	-	(Z)	2	9	17	(Z)	13	(Z)	3 114	10	24214	
(Z)	4	-	2	(Z)	(Z)	-	-	8	1	5	-	12	9	72	4	24215	
9	4	1	18	7	31	8	16	24	124	24	12	67	41	2 968	44	2429	
-	4	1	11	6	31	8	9	22	12	14	2	52	41	320	41	24291	
1	-	-	-	-	-	-	-	-	-	-	-	-	-	195	3	24292	
6	-	-	5	-	-	-	-	2	67	5	6	-	-	2 296	(Z)	24293	
228	460	179	279	83	254	292	116	954	894	339	217	847	93	13 785	462	243	
68	119	71	74	32	25	19	116	41	43	56	55	98	1	1 280	69	2431	
(Z)	-	(Z)	-	1	-	2	-	4	8	-	(Z)	(Z)	-	127	12	24311	
-	-	(Z)	(Z)	(Z)	-	(Z)	-	-	-	-	-	-	-	26	6	24312	
(Z)	18	6	3	2	3	(Z)	-	-	-	-	1	(Z)	1	47	17	24313	
9	66	33	50	27	14	5	109	20	30	25	24	8	-	585	18	24314	
58	32	7	19	1	8	12	7	8	4	31	30	90	(Z)	320	14	24316	



TABLE 6. SHIPMENTS BY MANUFACTURING ESTABLISHMENTS--COMMODITIES BY PRODUCTION AREA OF DESTINATION: 1977--CON.

TCC CODE	COMMODITY	TOTAL TONS SHIPPED (THOU- SANDS)	NEW ENGLAND										MIDDLE ATLANTIC				
			PA 1-1 (BDST)	PA 1-2 (HART)	PA 2-1 (NINY)	PA 2-2 (N.NJ)	PA 2-3 (PHIL)	PA 2-4 (HARR)	PA 2-5 (ALLN)	PA 2-6 (N.PA)	PA 2-7 (SYRA)	PA 2-3 (PHIL)	PA 2-4 (HARR)	PA 2-5 (ALLN)	PA 2-6 (N.PA)	PA 2-7 (SYRA)	
24319	MILLWORK, NEC.	303	(Z)	(Z)	7	(Z)	3	4	(Z)	3	1						
24321	VENEER AND PLYWOOD *	16 001	143	70	90	34	169	114	21	50	44						
2433	PREFABRICATED WOOD BUILDINGS AND COMPONENTS.	4 721	24	6	5	4	20	24	2	18	5						
24332	PREFABRICATED BUILDINGS, WOOD.	2 871	24	6	3	4	13	17	(Z)	10	2						
24333	READY-CUT WOOD BUILDINGS, SECTIONS, AND PANELS	1 851	1	-	3	(Z)	7	7	1	8	3						
24341	KITCHEN CABINETS, WOOD *	800	5	3	20	7	13	4	2	9	7						
24391	STRUCTURAL WOOD PRODUCTS, NEC *	1 253	1	-	1	14	-	5	(Z)	1	-						
244	WOOD CONTAINERS.	1 068	23	(Z)	78	8	10	12	2	3	2						
2441	WOOD CONTAINERS AND BOX SHOOKS	1 138	58	(Z)	94	7	10	13	2	3	3						
24411	BOXES, CASES, CRATES, CARRIERS, EXC. ANIMAL, POULTRY	8 349	41	(Z)	94	7	9	13	2	3	3						
24413	FRUIT AND VEGETABLE BASKETS AND HAMPERS.	46	-	(Z)	-	-	1	-	-	-	-						
24415	COOPERAGE.	149	(Z)	-	(Z)	-	-	-	-	-	(Z)						
24416	BOX SHOOKS	205	17	-	-	-	-	-	-	-	-						
24419	WOOD CONTAINERS AND ACCESSORIES, NEC	70	-	-	-	(Z)	(Z)	(Z)	(Z)	-	-						
249	MISCELLANEOUS WOOD PRODUCTS.	23 967	226	197	227	349	270	111	62	61	119						
2491	TREATED WOOD PRODUCTS: CREOSOTED, DILEO, ETC.	8 349	56	5	46	31	10	33	20	11	37						
24911	WOOD PILING, POSTS, PROPS, CREOSOTED	3 883	44	2	5	1	10	17	-	-	15						
24912	TIES, CREOSOTED: MINE, RAILROAD, ETC.	2 504	12	1	-	15	-	-	3	2	15						
24919	TREATED WOOD PRODUCTS, NEC: CREOSOTED, ETC.	1 962	1	2	40	14	-	17	17	8	8						
24941	CORK PRODUCTS *	9	(Z)	-	(Z)	-	(Z)	(Z)	-	-	-						
2497	WOOD WARE AND WOOD NOVELTIES AND FLATWARE.	80	1	3	10	1	(Z)	(Z)	(Z)	-	-						
2498	WOOD PRODUCTS, NEC	77	(Z)	(Z)	2	2	(Z)	(Z)	-	-	(Z)						
24983	SEATS, BATHTUBS AND TOILET, AND RELATED ARTICLES.	22	(Z)	-	1	(Z)	(Z)	-	-	-	(Z)						
24985	BOTTLE STOPPERS, ICE CREAM STICKS, ETC.	26	-	-	-	1	-	-	-	-	-						
2499	WOOD PRODUCTS, NEC	14 590	162	167	169	272	228	67	36	53	66						
24992	SKIDS, PALLET, AND PLATFORMS.	4 989	22	104	55	202	106	12	18	-	18						
24993	HARBOARD.	2 601	80	6	39	20	55	12	6	30	7						
24994	MASTS, SPARS, OARS, AND RELATED BOAT ACCESSORIES	29	-	-	-	5	2	-	-	-	-						
24996	WOOD PARTICLE BOARD.	6 405	52	50	70	33	59	42	10	22	39						
24999	WOOD PRODUCTS, NEC	374	8	7	5	11	2	1	2	1	2						
25	FURNITURE AND FIXTURES	8 371	127	65	313	216	198	25	22	11	47						
251	HOUSEHOLD AND OFFICE FURNITURE	5 955	90	48	226	154	141	15	10	9	25						
25111	CHAIRS AND BENCHES, HOUSEHOLD AND OFFICE *	943	16	5	35	16	22	4	1	1	5						
2512	TABLES AND DESKS, HOUSEHOLD AND OFFICE	1 105	23	18	51	26	32	4	1	1	4						
25121	TABLES AND DESKS, HOUSEHOLD AND OFFICE	1 105	23	18	51	26	32	4	1	1	4						
25131	SOFA, CHAIRS, AND SEATINGS, HOUSEHOLD AND OFFICE *	666	9	7	21	12	8	4	7	1	5						
25141	BUFFETS, SERVERS; CHINA, CORNER CLOSETS; HOUSEHOLD *	161	2	1	5	3	1	(Z)	(Z)	(Z)	1						
2515	MATTRESSES AND BEDSPRINGS.	877	12	(Z)	24	32	34	1	2	(Z)	(Z)						
25151	BED AND BOX SPRINGS, AND MATTRESSES.	748	10	-	21	30	33	1	2	(Z)	(Z)						
25153	CHAIR AND SOFA BEGS, AND STUDIO COUCHES.	129	2	(Z)	3	1	2	(Z)	(Z)	(Z)	-						
25161	BEGS AND DRESSERS, HOUSEHOLD AND OFFICE *	695	5	5	32	20	8	1	1	1	(Z)						
2517	CABINETS (EXC. WOOD KITCHEN), CASES; HOUSEHOLD, OFFICE	791	20	12	25	35	7	1	(Z)	1	1						
25171	RADIO, PHONOGRAPH, AND TELEVISION CABINETS	333	14	-	5	16	(Z)	-	(Z)	-	(Z)						
25173	FILING CABINETS AND CASES.	304	5	4	17	5	6	1	(Z)	(Z)	1						
25179	CABINETS, NEC, HOUSEHOLD AND OFFICE.	134	(Z)	8	3	14	(Z)	(Z)	(Z)	(Z)	(Z)						
25181	INFANTS' AND CHILDREN'S FURNITURE *	121	2	1	20	1	2	(Z)	(Z)	(Z)	1						
25199	HOUSEHOLD AND OFFICE FURNITURE, NEC *	624	1	1	18	10	37	1	(Z)	1	10						
2531	PUBLIC BUILDING AND RELATED FURNITURE *	319	3	(Z)	6	3	3	1	2	(Z)	(Z)						
25311	SCHOOL FURNITURE, EXC. STONE AND CONCRETE.	128	1	(Z)	4	1	1	(Z)	(Z)	(Z)	(Z)						
25312	SEATS FOR PUBLIC CONVEYANCES	45	(Z)	(Z)	1	(Z)	1	(Z)	1	(Z)	(Z)						
25314	SEATS: AUDITORIUM, BLEACHER, AND CIRCUS.	51	1	(Z)	1	(Z)	(Z)	(Z)	(Z)	(Z)	(Z)						
25319	PUBLIC BUILDING FURNITURE, NEC	95	(Z)	(Z)	(Z)	2	1	-	1	-	(Z)						
254	PARTITIONS, SHELVING, LOCKERS, FIXTURES; OFFICE, STORE	1 658	23	16	60	44	26	9	9	1	21						
25411	WOOD PARTITIONS AND FIXTURES, OFFICE AND STORE *	604	3	7	25	7	7	4	1	(Z)	1						
25421	METAL PARTITIONS AND FIXTURES, OFFICE AND STORE *	1 009	19	3	36	40	17	5	9	1	21						
259	MISCELLANEOUS FURNITURE AND FIXTURES	430	13	1	20	7	25	1	1	1	1						
25911	VENETIAN BLINDS, SHADES, AND ACCESSORIES *	184	2	(Z)	10	4	14	(Z)	1	(Z)	1						
2599	FURNITURE AND FIXTURES, NEC.	247	12	1	6	3	8	1	(Z)	1	(Z)						
25999	FURNITURE AND FIXTURES, NEC.	228	12	1	6	3	8	1	(Z)	1	(Z)						
26	PULP, PAPER, AND ALLIED PRODUCTS	107 525	2 465	1 272	3 962	2 651	3 054	803	497	339	910						
2611	PULP AND PULP MILL PRODUCTS *	9 381	10	53	116	61	143	19	7	-	231						
26111	PULP	7 996	9	53	97	61	143	19	7	-	231						
26112	PULP MILL BYPRODUCTS	1 385	(Z)	-	19	-	-	-	-	-	-						
2621	PAPER, EXC. BUILDING PAPER *	30 768	1 240	645	1 426	743	1 085	232	138	61	193						
26211	NEWSPRINT.	3 732	521	225	-	37	90	37	73	10	82						
26212	GROUND WOOD PAPER, UNCOATED.	2 058	99	94	192	87	79	52	1	5	-						
26213	PRINTING PAPER, COATED AND UNCOATED.	13 402	366	259	751	241	281	114	24	37	81						
26214	WRAPPING PAPER, WRAPPERS, AND COARSE PAPER	4 547	51	7	207	187	89	3	14	3	23						
26217	SPECIAL INDUSTRIAL PAPER	1 212	39	30	91	5	388	-	1	(Z)	-						
26218	SANITARY TISSUE STOCK.	2 747	19	18	83	21	65	-	20	-	3						
26219	PAPER, NEC	3 071	146	12	102	165	93	27	4	6	4						
26311	PAPERBOARD, PULPBOARD, AND FIBERBOARD *	27 629	378	328	708	539	721	218	108	106	222						
264	CONVERTED PAPER, PAPERBOARD PRODUCTS, EXC. CONTAINERS.	14 728	304	107	741	473	414	98	44	67	186						
26421	ENVELOPES *	625	20	6	48	17	14	6	3	1	9						
26431	PAPER BAGS *	4 699	120	13	128	120	95	57	17	4	54						
26441	WALLPAPER *	134	2	(Z)	4	2	2	(Z)	(Z)	(Z)	1						
2645	DIE-CUT PAPER AND PAPERBOARD PRODUCTS.	1 312	31	7	43	46	83	2	1	2	8						
26451	OFFICE SUPPLIES.	508	14	(Z)	8	28	3	1	(Z)	2	1						
26452	COATED PAPERBOARD.	246	15	4	11	9	29	-	(Z)	-	4						
26453	CLOSURES FOR BOTTLES, CANS, AND JARS	45	(Z)	(Z)	1	(Z)	(Z)	-	-	-	-						
26459	DIE-CUT PAPER PRODUCTS, NEC.	514	1	3	24	9	50	1	(Z)	(Z)	3						
2646	PRESSED AND MOLOED PULP GOODS.	258	8	8	19	8	8	2	(Z)	(Z)	5						
26462	EGG CARTONS, CASES AND RELATED ARTICLES.	104	1	2	9	2	1	1	-	1	6						
26469	PRESSED AND MOLOED PULP GOODS, NEC	147	7	6	9	6	6	1	(Z)	(Z)	3						
2647	SANITARY PAPER PRODUCTS.	4 882	115	42	252	162	183	26	20	51	98						
26471	SANITARY TISSUES AND HEALTH PRODUCTS	4 698	106	38	229	157	180	26	20	48	97						
26472	SANITARY NAPKINS AND TAMPONS	184	9	4	23	5	3	(Z)	(Z)	3	1						
2649	MISCELLANEOUS CONVERTED PAPER AND PAPERBOARD PRODUCTS.	2 007	30	25	168	96	34	7	4	4	8						
26491	STATIONERY	584	12	8	27	9	11	4	(Z)	1	3						
26492	WRAPPING PRODUCTS (GIFT WRAP, ETC.)	181	3	3	4	4	6	2	2	(Z)	2						
26495	BUSINESS MACHINE SUPPLIES.	288	2	3	9	21											



TONS (THOUSANDS) SHIPPED BY PRODUCTION AREA OF DESTINATION--CON.

M.A.--CON.			EAST NORTH CENTRAL							WEST NORTH CENTRAL				SOUTH ATLANTIC		TCC CODE
PA 2-8 (BUFF)	PA 2-9 (PITT)	PA 3-1 (CLEV)	PA 3-2 (COLU)	PA 3-3 (CINC)	PA 3-4 (DETR)	PA 3-5 (LANS)	PA 3-6 (G.R.)	PA 3-7 (INDP)	PA 3-8 (CHIC)	PA 3-9 (MILW)	PA 4-1 (STLO)	PA 4-2 (K.C.)	PA 4-3 (M.SP)	PA 5-1 (BALT)	PA 5-2 (DC-MO-VA)	
3	1	(Z)	-	(Z)	3	1	-	(Z)	22	4	2	(Z)	(Z)	13	13	24319
49	44	139	90	139	148	20	61	73	300	31	74	63	145	112	148	24321
13	61	81	14	30	43	23	19	17	82	17	19	12	60	19	20	2433
10	19	11	7	19	32	11	18	14	37	8	16	8	13	14	8	24332
3	42	70	7	11	11	12	1	3	44	9	3	5	47	4	12	24333
2	33	15	6	10	27	4	4	9	37	41	13	1	6	4	8	24341
2	33	1	41	2	79	9	-	5	7	-	-	-	52	2	(Z)	24391
6	6	12	11	7	34	(Z)	4	5	12	11	8	5	1	8	22	244
9	6	13	11	7	36	(Z)	4	4	13	19	9	5	1	7	23	2441
8	5	7	11	5	15	(Z)	4	4	6	15	6	2	(Z)	1	1	24411
1	-	-	-	(Z)	-	-	-	(Z)	(Z)	-	3	-	-	(Z)	-	24413
(Z)	-	(Z)	-	2	1	-	-	-	2	-	-	-	(Z)	6	(Z)	24415
-	1	-	-	-	16	-	-	(Z)	3	2	-	(Z)	1	-	21	24416
(Z)	(Z)	1	(Z)	(Z)	4	-	1	1	4	-	1	3	-	-	-	24419
309	357	275	61	80	744	133	202	136	685	140	262	142	234	139	70	249
43	92	30	-	30	523	14	-	24	70	25	84	2	65	100	19	2491
43	(Z)	5	-	6	46	13	-	7	54	21	33	2	65	67	1	24911
-	92	7	-	24	476	(Z)	-	17	-	-	40	(Z)	-	-	18	24912
-	-	19	-	(Z)	1	-	-	-	16	5	12	-	(Z)	33	-	24919
(Z)	(Z)	(Z)	(Z)	(Z)	3	-	-	(Z)	(Z)	(Z)	-	1	-	(Z)	(Z)	24941
(Z)	2	1	(Z)	-	2	(Z)	-	(Z)	2	(Z)	2	(Z)	2	-	(Z)	2497
(Z)	2	3	(Z)	(Z)	(Z)	-	-	1	1	(Z)	(Z)	-	(Z)	1	(Z)	2498
(Z)	-	(Z)	-	-	-	-	-	1	(Z)	1	(Z)	-	(Z)	1	-	24983
-	-	-	-	(Z)	-	-	-	-	(Z)	-	(Z)	-	-	-	-	24985
270	298	212	64	53	224	101	168	122	628	112	203	140	191	36	28	2499
132	75	94	24	(Z)	11	71	116	86	291	83	34	2	12	(Z)	(Z)	24992
122	16	50	6	15	88	6	10	6	133	6	43	106	84	7	7	24993
-	-	-	-	-	-	-	-	-	-	-	-	-	-	-	-	24994
7	203	67	30	32	109	23	26	27	162	23	105	28	64	18	15	24996
10	4	2	3	1	9	1	3	3	41	(Z)	4	4	1	(Z)	1	24999
68	163	149	114	90	255	42	67	90	432	76	71	77	124	62	91	25
62	68	91	102	73	194	34	26	72	324	54	46	46	98	50	60	251
7	9	23	22	7	37	8	6	5	28	13	8	8	21	11	12	25111
23	10	13	25	16	25	1	6	8	44	9	6	15	13	9	14	2512
23	10	13	25	16	25	1	6	8	44	9	6	15	13	9	14	25121
4	7	6	38	5	17	3	7	6	29	3	8	2	4	15	7	25131
4	2	2	3	1	2	-	-	(Z)	8	(Z)	1	2	1	1	(Z)	25141
8	6	19	6	16	32	2	(Z)	(Z)	51	9	2	3	34	-	4	2515
8	4	17	1	16	28	2	(Z)	(Z)	41	9	1	3	32	-	1	25151
(Z)	2	2	4	1	4	(Z)	(Z)	(Z)	10	1	1	1	2	-	3	25153
5	3	13	11	8	21	2	4	5	28	8	10	4	8	3	7	25161
5	13	11	5	7	23	1	1	53	125	7	3	5	3	4	6	2517
(Z)	(Z)	(Z)	1	(Z)	5	(Z)	-	52	87	-	-	(Z)	(Z)	(Z)	-	25171
4	10	1	2	6	12	1	1	1	22	6	3	4	2	4	5	25173
1	2	7	2	(Z)	4	(Z)	(Z)	(Z)	15	1	1	1	1	(Z)	1	25179
5	(Z)	(Z)	3	1	3	(Z)	(Z)	(Z)	3	1	(Z)	(Z)	1	(Z)	2	25181
4	20	6	3	14	19	21	1	2	27	2	3	7	3	12	10	25199
1	2	3	1	1	9	3	10	3	9	1	9	1	2	3	2	2531
(Z)	1	2	1	(Z)	1	2	(Z)	(Z)	1	2	(Z)	1	1	1	1	25311
(Z)	(Z)	1	(Z)	(Z)	8	(Z)	(Z)	(Z)	1	2	(Z)	(Z)	(Z)	-	(Z)	25312
(Z)	-	(Z)	1	(Z)	1	(Z)	(Z)	-	1	1	-	(Z)	1	1	(Z)	25314
(Z)	(Z)	(Z)	(Z)	(Z)	(Z)	(Z)	(Z)	10	4	(Z)	8	(Z)	(Z)	1	1	25319
3	92	49	7	7	4	5	34	13	70	16	8	24	15	4	22	254
(Z)	21	17	1	4	5	1	1	4	10	1	1	1	11	3	8	25411
2	77	32	7	3	40	5	39	8	63	16	8	23	4	1	10	25421
2	2	7	4	8	7	(Z)	1	3	27	4	5	4	2	7	8	259
1	1	4	1	2	4	(Z)	(Z)	(Z)	10	1	1	2	1	4	3	25911
2	(Z)	2	3	6	4	(Z)	1	1	14	3	4	3	1	2	5	25991
2	(Z)	2	3	4	4	(Z)	(Z)	1	14	3	3	3	1	2	1	25999
1 355	607	1 697	436	2 021	2 414	842	625	1 327	5 265	1 392	1 322	1 219	1 182	1 085	518	26
58	-	48	7	217	46	44	4	16	122	-	-	5	-	-	-	2611
58	-	48	7	217	46	44	4	16	96	-	-	5	-	-	-	26111
-	-	-	(Z)	-	-	-	-	(Z)	26	-	-	-	-	-	-	26112
555	241	380	69	665	559	187	63	203	1 666	267	417	412	471	369	317	2621
-	3	18	-	-	-	-	-	3	-	-	4	52	-	44	3	26211
24	39	3	2	29	15	-	(Z)	3	84	31	89	60	35	28	9	26212
336	104	180	61	455	320	89	48	93	1 106	197	152	178	206	240	229	26213
18	84	28	4	94	42	19	3	61	133	21	117	65	16	5	6	26214
145	(Z)	40	1	18	8	3	-	2	53	1	3	2	13	6	4	26217
6	-	44	-	8	22	43	10	20	46	8	17	5	18	34	43	26218
25	11	69	2	61	152	34	2	21	245	9	35	50	183	11	23	26219
368	111	461	99	542	1 090	397	442	642	1 427	577	317	414	338	292	13	26311
211	124	314	95	175	486	77	74	96	650	104	171	233	175	160	157	264
43	10	13	11	28	9	3	1	3	53	8	4	6	5	10	17	26421
63	55	106	45	75	164	21	45	30	158	59	41	81	46	42	45	26431
2	(Z)	5	2	-	1	(Z)	(Z)	2	8	(Z)	1	(Z)	(Z)	3	1	26441
18	15	76	2	9	89	3	2	1	51	1	19	34	14	2	6	2645
1	4	1	1	1	4	(Z)	2	1	16	(Z)	9	10	2	1	5	26451
15	2	3	-	(Z)	53	-	1	-	25	-	(Z)	-	-	(Z)	(Z)	26452
(Z)	(Z)	2	(Z)	1	1	-	(Z)	1	5	(Z)	(Z)	1	(Z)	(Z)	-	26453
1	9	70	(Z)	7	32	2	-	(Z)	4	(Z)	10	23	12	1	(Z)	26459
(Z)	(Z)	6	(Z)	5	10	(Z)	1	2	9	3	1	4	3	(Z)	3	2646
(Z)	-	-	-	4	-	-	1	-	7	-	(Z)	-	(Z)	-	(Z)	26462
(Z)	(Z)	6	(Z)	1	8	(Z)	(Z)	2	3	3	1	4	3	(Z)	3	26469
49	41	92	19	41	139	12	9	33	196	32	62	45	47	58	39	2647
46	40	87	18	40	133	12	9	30	189	31	59	42	44	56	34	26471
3	1	6	2	(Z)	6	(Z)	6	2	7	1	2	3	3	2	5	26472
18	10	18	18	46	28	6	15	26	165	2	21	46	50	44	48	2649
7	5	5	(Z)	3	10	1	2	3	26	1	10	9	8	40	36	26491
1	1	6	4	1	7	-	(Z)	1	7	(Z)	3	19	7	1	6	26492
1	2	2	7	1	6	1	3	1	81	(Z)	4	1	(Z)	2	3	26495
-	(Z)	(Z)	-	1	(Z)	-	(Z)	-	(Z)	-	-	1	-	-	-	26497
10	2	4	6	11	23	27	1	11	52	(Z)	3	16	35	1	3	26499
152	126	439	161	402	168	137	36	373	1 220	434	430	152	234	216	41	265
112	118	360	140	315	113	116	24	331	1 013	393	395	134	450	177	22	2651
112	118	360	138	315	111	116	24	331	979	393	393	134	450	176	9	26511
-	(Z)	-	(Z)	-	2	-	-	-	33	-	-	-	-	1	13	26515

TABLE 6. SHIPMENTS BY MANUFACTURING ESTABLISHMENTS--COMMODITIES BY PRODUCTION AREA OF DESTINATION: 1977--CON.

TCC CODE	COMMODITY	SOUTH ATLANTIC--CON.						EAST SOUTH CENTRAL			
		PA 5-3 (NDRF- RICH)	PA 5-4 (GBRO W.S.)	PA 5-5 (CHAR)	PA 5-6 (ATLA)	PA 5-7 (DAYT- TAMPA)	PA 5-8 (MIAMI)	PA 6-1 (LVLE)	PA 6-2 (NASH)	PA 6-3 (MEMP)	PA 6-4 (BIRM)
24319	MILLWORK, NEC.	3	-	(2)	-	(2)	(2)	(2)	-	(2)	(2)
24321	VENEER AND PLYWOOD *	174	257	166	259	172	75	93	110	90	65
2433	PREFABRICATED WOOD BUILDINGS AND COMPONENTS.	31	28	25	35	34	15	14	6	79	16
24332	PREFABRICATED BUILDINGS, WOOD.	11	20	10	34	33	15	13	6	5	15
24333	READY-CUT WOOD BUILDINGS, SECTIONS, AND PANELS	20	8	15	1	1	1	1	(2)	73	1
24341	KITCHEN CABINETS, WOOD *	6	23	-	1	(2)	(2)	3	12	2	(2)
24391	STRUCTURAL WOOD PRODUCTS, NEC *	-	5	12	2	92	-	28	-	-	-
244	WOOD CONTAINERS.	10	11	2	5	23	17	31	4	2	5
2441	WOOD CONTAINERS AND BOX SHOOKS	3	12	1	5	24	14	41	5	2	5
24411	BOXES, CASES, CRATES, CARRIERS, EXC. ANIMAL, POULTRY	3	2	1	3	24	12	6	1	2	5
24413	FRUIT AND VEGETABLE BASKETS AND HAMPERS.	(2)	-	(2)	(2)	(2)	2	25	(2)	-	-
24415	CODPERAGE.	7	11	-	2	-	-	10	3	-	-
24416	BOX SHOOKS	-	(2)	-	-	-	-	(2)	-	-	-
24419	WOOD CONTAINERS AND ACCESSORIES, NEC	-	-	-	(2)	(2)	-	(2)	-	-	(2)
249	MISCELLANEOUS WOOD PRODUCTS.	337	331	205	166	308	164	139	159	45	87
2491	TREATED WOOD PRODUCTS: CREOSOTED, OILED, ETC.	227	48	108	63	206	87	68	10	(2)	34
24911	WOOD PILING, POSTS, PROPS, CREOSOTED	212	18	42	37	67	86	17	4	-	2
24912	TIES, CREOSOTED: MINE, RAILROAD, ETC.	-	7	6	24	-	-	22	6	-	31
24919	TREATED WOOD PRODUCTS, NEC: CREOSOTED, ETC.	16	22	59	1	139	1	28	-	(2)	1
24941	CDR PRODUCTS *	(2)	-	-	(2)	-	-	-	-	-	(2)
2497	WOOD WARE AND WOOD NOVELTIES AND FLATWARE.	(2)	2	(2)	(2)	-	(2)	1	-	(2)	-
2498	WOOD PRODUCTS, NEC	(2)	-	-	(2)	1	1	(2)	(2)	3	(2)
24983	SEATS, BATHTUB AND TOILET, AND RELATED ARTICLES.	(2)	-	-	(2)	1	1	-	(2)	3	(2)
24985	BOTTLE STOPPERS, ICE CREAM STICKS, ETC.	-	-	-	(2)	1	1	-	(2)	3	(2)
2499	WOOD PRODUCTS, NEC	116	263	69	103	122	76	45	151	49	54
24992	SKIDS, PALLETS, AND PLATFORMS.	5	20	5	16	60	17	2	11	2	17
24993	HARDBOARD.	7	154	8	14	32	(2)	9	69	16	6
24994	MASTS, SPARS, DARS, AND RELATED BOAT ACCESSORIES	-	-	-	4	-	-	-	-	-	-
24996	WOOD PARTICLE BOARD.	41	73	55	42	30	46	30	70	28	30
24999	WOOD PRODUCTS, NEC	17	3	2	(2)	-	12	5	1	3	(2)
25	FURNITURE AND FIXTURES	77	111	39	150	114	101	40	21	40	51
251	HOUSEHOLD AND OFFICE FURNITURE	63	75	37	96	79	65	30	17	30	36
25111	CHAIRS AND BENCHES, HOUSEHOLD AND OFFICE *	6	11	11	32	12	9	5	2	6	5
2512	TABLES AND DESKS, HOUSEHOLD AND OFFICE	10	6	13	11	27	14	11	2	3	7
25121	TABLES AND DESKS, HOUSEHOLD AND OFFICE	10	6	13	11	27	14	11	2	3	7
25131	DAVENPORTS AND SOFAS, HOUSEHOLD AND OFFICE *	3	47	2	2	4	10	2	5	1	4
25141	BUFFETS, SERVERS; CHINA, CORNER CLOSETS; HOUSEHOLD *	1	1	1	4	3	2	(2)	1	1	(2)
2515	MATTRESSES AND BEOSPRINGS.	4	15	3	20	5	9	1	1	7	8
25151	BED AND BOX SPRINGS, AND MATTRESSES.	4	15	2	20	4	8	(2)	1	7	7
25153	CHAIR AND SDFA BEOS, AND STUDIO COUCHES.	-	1	1	(2)	2	1	(2)	(2)	(2)	1
25161	BEDS AND DRESSERS, HOUSEHOLD AND OFFICE *	5	8	4	9	11	9	1	4	3	9
2517	CABINETS (EXC. WOOD KITCHEN), CASES; HOUSEHOLD, OFFICE	12	2	3	3	7	3	1	1	2	1
25171	RADIO, PHONOGRAPH, AND TELEVISION CABINETS	7	-	(2)	(2)	(2)	(2)	1	-	(2)	(2)
25173	FILING CABINETS AND CASES.	5	1	3	2	5	1	(2)	(2)	1	(2)
25179	CABINETS, NEC. HOUSEHOLD AND OFFICE.	(2)	1	(2)	1	2	2	(2)	(2)	1	(2)
25181	INFANTS' AND CHILDREN'S FURNITURE *	22	1	(2)	2	1	1	(2)	2	1	(2)
25199	HOUSEHOLD AND OFFICE FURNITURE, NEC *	1	2	2	14	3	8	7	1	8	1
2531	PUBLIC BUILDING AND RELATED FURNITURE *	1	11	2	2	2	5	2	1	1	9
25311	SCHOOL FURNITURE, EXC. STONE AND CONCRETE.	1	1	(2)	1	2	4	(2)	(2)	-	9
25312	SEATS FOR PUBLIC CONVEYANCES	-	(2)	-	1	(2)	(2)	2	1	-	-
25314	SEATS: AUDITORIUM, BLEACHER, AND CIRCUS.	(2)	10	(2)	(2)	(2)	(2)	(2)	-	(2)	(2)
25319	PUBLIC BUILDING FURNITURE, NEC	(2)	1	(2)	(2)	(2)	1	(2)	(2)	1	(2)
254	PARTITIONS, SHELVING, LOCKERS, FIXTURES; OFFICE, STORE	9	19	2	51	32	30	6	2	2	3
25411	WOOD PARTITIONS AND FIXTURES, OFFICE AND STORE *	1	17	(2)	4	24	3	1	(2)	1	(2)
25421	METAL PARTITIONS AND FIXTURES, OFFICE AND STORE *	9	3	2	61	4	31	4	2	1	3
259	MISCELLANEOUS FURNITURE AND FIXTURES	3	4	1	4	6	4	1	1	6	1
25911	VENETIAN BLINDS, SHADES, AND ACCESSORIES *	1	1	1	3	1	2	1	(2)	6	(2)
2599	FURNITURE AND FIXTURES, NEC.	2	2	(2)	1	5	2	1	1	1	1
25999	FURNITURE AND FIXTURES, NEC.	2	2	(2)	1	5	2	1	1	1	1
26	PULP, PAPER, AND ALLIED PRODUCTS	1 805	933	862	1 492	820	545	841	557	1 041	335
2611	PULP AND PULP MILL PRODUCTS *	52	-	20	2	15	1	-	-	140	-
26111	PULP	52	-	20	2	15	1	-	-	140	-
26112	PULP MILL BYPRODUCTS	-	-	-	-	-	-	-	-	-	-
2621	PAPER, EXC. BUILDING PAPER *	607	262	196	467	108	219	174	264	204	102
26211	NEWSPRINT.	-	19	-	49	28	37	11	30	14	20
26212	GROUND WOOD PAPER, UNCOATED.	9	-	11	52	8	33	11	38	56	10
26213	PRINTING PAPER, COATED AND UNCOATED.	351	112	52	233	61	75	87	146	65	62
26214	WRAPPING PAPER, WRAPPERS, AND COARSE PAPER	205	45	94	58	7	34	28	31	22	9
26217	SPECIAL INDUSTRIAL PAPER	1	1	(2)	1	(2)	(2)	1	-	(2)	(2)
26218	SANITARY TISSUE STOCK.	2	22	1	26	2	17	11	15	13	(2)
26219	PAPER, NEC	38	63	38	49	3	21	26	5	33	2
26311	PAPERBOARD, PULPBOARD, AND FIBERBOARD *	371	321	269	503	318	85	186	94	189	37
264	CONVERTED PAPER, PAPERBOARD PRODUCTS, EXC. CONTAINERS.	221	163	198	173	122	171	67	54	108	110
26421	ENVELOPES *	8	6	6	9	4	3	1	1	2	1
26431	PAPER BAGS *	46	32	55	69	70	51	33	23	40	69
26441	WALLPAPER *	1	1	(2)	2	(2)	4	1	(2)	5	(2)
2645	DIE-CUT PAPER AND PAPERBOARD PRODUCTS.	31	40	44	23	1	9	1	3	1	(2)
26451	OFFICE SUPPLIES.	29	39	44	5	1	(2)	(2)	3	(2)	(2)
26452	COATED PAPERBOARD.	(2)	(2)	-	(2)	-	8	-	-	(2)	-
26453	CLOSURES FOR BOTTLES, CANS, AND JARS	(2)	(2)	(2)	3	1	(2)	(2)	(2)	-	(2)
26459	DIE-CUT PAPER PRODUCTS, NEC.	2	(2)	(2)	15	-	(2)	(2)	(2)	1	(2)
2646	PRESSED AND MOLDED PULP GOODS.	(2)	2	3	5	3	8	2	1	-	-
26462	EGG CARTONS, CASES AND RELATED ARTICLES.	(2)	2	1	1	-	(2)	1	(2)	-	-
26469	PRESSED AND MOLDED PULP GOODS, NEC	(2)	2	1	4	3	8	1	1	-	-
2647	SANITARY PAPER PRODUCTS.	78	44	38	39	44	63	24	14	53	37
26471	SANITARY TISSUES AND HEALTH PRODUCTS	77	42	36	39	43	62	23	14	46	37
26472	SANITARY NAPKINS AND TAMPONS	1	1	2	(2)	1	1	(2)	7	7	(2)
2649	MISCELLANEOUS CONVERTED PAPER AND PAPERBOARD PRODUCTS.	12	3	9	25	8	12	7	4	3	5
26491	STATIONERY	2	1	4	9	4	5	6	1	1	5
26492	WRAPPING PRODUCTS (GIFT WRAP, ETC.)	3	(2)	(2)	3	2	1	1	2	1	(2)
26495	BUSINESS MACHINE SUPPLIES.	2	(2)	2	1	1	5	-	(2)	(2)	(2)
26497	PACKING CUSHIONS AND RELATED ARTICLES.	-	-	-	-	-	(2)	(2)	(2)	(2)	-
26499	CONVERTED PAPER PRODUCTS, NEC.	6	2	2	12	1	(2)	(2)	(2)	(2)	(2)
265	CONTAINERS AND BOXES, PAPERBOARD	202	169	133	353	215	71	358	141	342	39
2651	CONTAINERS AND BOXES, PAPERBOARD	188	181	113	340	181	42	316	145	294	39
26511	PAPERBOARD BOXES AND CONTAINERS.	188	181	112	340	178	42	316	145	294	39
26515	PALLETS, SKIDS, AND PLATFORMS: PAPERBOARD.	(2)	-	-	-	-	-	(2)	-	-	(2)

TONS (THOUSANDS) SHIPPED BY PRODUCTION AREA OF DESTINATION--CON.

WEST SOUTH CENTRAL				MOUNTAIN				PACIFIC				NON	DESTI-	TCC		
PA 7-1	PA 7-2	PA 7-3	PA 7-4	PA 7-5	PA 8-1	PA 8-2	PA 8-3	PA 9-1	PA 9-2	PA 9-3	PA 9-4	PA 9-5	PA 9-6	PRODUC-	NATION	CODE
(N. ORL)	(HOUS)	(AUST)	(DALL)	(TULS)	(DENV)	(SALT LAKE)	(PHNX)	(SETL)	(PORT)	(SANF)	(SACR)	(LOSA)	(SAN DIEGO)	TION AREA	UNKNOWN	
(Z)	2	25	2	(Z)	(Z)	(Z)	(Z)	9	(Z)	(Z)	(Z)	-	-	175	3	24319
120	261	103	167	42	153	120	60	636	805	232	153	402	43	8 606	267	24321
30	90	8	17	13	32	44	2	349	19	34	1	215	41	2 812	92	2433
22	83	6	9	13	24	32	2	39	19	34	1	215	41	1 826	18	24332
8	8	2	8	-	8	11	-	310	-	-	-	-	-	986	74	24333
3	20	15	1	(Z)	27	1	5	4	13	7	(Z)	70	-	281	12	24341
-	-	-	24	-	-	158	-	119	19	10	-	37	-	453	29	24391
8	21	1	6	3	1	-	1	1	7	9	35	39	6	525	4	244
7	20	1	6	3	1	-	1	-	6	9	36	33	6	527	4	2441
7	14	-	5	1	1	-	(Z)	-	3	8	6	12	5	259	1	24411
(Z)	-	-	-	-	-	-	-	-	-	-	-	-	-	14	-	24413
(Z)	-	-	(Z)	-	-	-	-	-	-	(Z)	-	-	-	103	(Z)	24415
(Z)	-	-	(Z)	-	-	-	-	-	-	-	-	-	-	98	-	24416
(Z)	6	1	2	1	-	-	-	-	2	(Z)	2	7	-	33	-	24419
434	503	90	328	64	148	65	79	383	818	200	549	975	31	11 451	318	249
311	173	23	58	20	-	1	4	53	114	27	1	4	(Z)	5 224	115	2491
278	99	4	15	11	-	1	4	37	59	25	1	4	-	2 315	86	24911
17	34	2	7	1	-	-	-	3	(Z)	-	-	-	-	1 614	7	24912
16	40	17	36	8	-	-	-	13	54	1	-	-	(Z)	1 296	22	24919
-	-	(Z)	-	(Z)	-	-	-	(Z)	-	(Z)	-	(Z)	-	3	(Z)	24941
(Z)	(Z)	(Z)	(Z)	(Z)	14	1	(Z)	(Z)	(Z)	1	-	7	-	22	-	2497
2	1	(Z)	1	(Z)	(Z)	-	(Z)	12	-	17	-	2	-	21	-	2498
(Z)	(Z)	(Z)	(Z)	-	(Z)	-	(Z)	-	-	(Z)	-	(Z)	-	12	-	24983
-	-	-	-	-	-	-	-	-	-	17	-	-	-	8	-	24985
148	408	63	262	39	87	58	57	219	692	146	589	998	31	5 478	195	2499
95	347	14	1	8	-	1	15	(Z)	(Z)	66	497	297	(Z)	1 785	72	24992
12	16	17	168	-	16	-	18	10	93	11	(Z)	207	3	7 745	8	24993
-	-	-	-	-	-	-	-	-	-	-	-	-	-	(Z)	-	24994
36	45	29	92	31	51	56	24	209	599	40	86	467	27	2 746	106	24996
5	-	3	(Z)	(Z)	(Z)	1	-	(Z)	-	29	5	18	(Z)	142	1	24999
128	136	39	168	59	103	53	61	102	74	178	52	417	60	2 841	160	25
105	117	35	115	53	60	47	47	83	62	107	21	315	51	1 974	114	251
19	14	6	16	11	15	15	7	7	10	10	5	61	2	289	23	25111
17	18	6	16	5	11	28	8	11	8	25	4	55	7	373	12	2512
17	18	6	16	5	11	28	8	11	8	25	4	55	7	373	12	25121
8	7	2	4	7	4	1	6	7	10	20	2	29	-	237	8	25131
6	1	(Z)	1	(Z)	(Z)	(Z)	(Z)	2	5	14	1	23	1	47	5	25141
22	30	11	22	8	14	1	5	23	10	10	(Z)	35	22	284	7	2515
19	28	9	21	7	4	1	5	13	8	3	(Z)	20	22	261	1	25151
24	2	2	1	10	4	(Z)	(Z)	10	2	6	-	16	(Z)	23	6	25153
25	24	2	28	8	4	1	3	13	12	13	2	17	(Z)	254	7	25161
4	3	4	19	2	6	6	14	4	4	6	(Z)	30	20	254	6	2517
-	(Z)	-	(Z)	-	(Z)	-	(Z)	(Z)	(Z)	(Z)	(Z)	(Z)	(Z)	126	(Z)	25171
3	3	4	15	2	4	6	13	2	3	4	(Z)	23	19	3	25173	
1	(Z)	(Z)	4	1	2	(Z)	(Z)	1	2	1	(Z)	7	(Z)	41	2	25179
3	1	(Z)	1	1	(Z)	(Z)	(Z)	2	-	6	3	11	(Z)	19	-	25181
3	8	2	3	4	5	1	5	3	7	9	5	69	3	183	35	25199
4	3	3	5	1	2	2	3	1	1	16	2	16	1	130	16	2531
(Z)	3	2	3	1	1	1	2	(Z)	(Z)	12	(Z)	10	(Z)	47	2	25311
(Z)	(Z)	(Z)	(Z)	(Z)	(Z)	-	(Z)	(Z)	-	2	(Z)	1	-	23	-	25312
3	(Z)	1	(Z)	(Z)	(Z)	1	1	(Z)	1	2	1	1	-	18	3	25314
(Z)	(Z)	-	1	(Z)	1	(Z)	1	(Z)	-	(Z)	(Z)	4	(Z)	42	11	25319
16	12	2	40	4	28	2	11	7	7	49	5	41	6	639	13	254
5	2	1	22	1	1	1	5	2	1	25	2	14	1	317	9	25411
12	10	(Z)	11	3	26	1	6	6	7	30	4	26	6	248	6	25421
1	4	1	7	1	5	3	2	4	2	8	22	47	2	121	7	259
1	1	(Z)	6	1	2	2	2	1	2	3	23	6	1	42	6	25911
(Z)	4	1	1	(Z)	3	1	1	1	1	5	(Z)	47	1	82	1	2599
(Z)	2	1	1	(Z)	3	(Z)	1	1	1	4	(Z)	47	1	74	1	25999
1 848	1 072	403	2 440	438	614	262	185	1 030	1 386	2 952	1 663	4 872	92	37 745	2 034	26
558	86	1	10	3	53	3	-	345	74	71	95	131	-	6 004	506	2611
550	54	1	3	3	-	-	-	287	19	64	56	119	-	5 001	445	26111
8	33	-	7	-	53	3	-	58	55	6	38	13	-	1 004	61	26112
373	367	108	782	119	108	70	54	211	532	619	47	1 998	29	9 651	493	2621
35	203	43	232	73	-	1	13	10	88	27	-	505	16	1 077	1	26211
22	10	-	25	3	9	-	-	3	-	3	10	1	5	637	37	26212
69	92	52	264	21	68	30	28	98	174	398	21	823	4	3 718	153	26213
204	28	2	21	5	3	30	3	66	174	144	18	494	(Z)	1 464	58	26214
(Z)	3	-	43	-	2	(Z)	-	(Z)	9	-	-	3	-	239	53	26217
32	19	4	7	1	20	6	5	8	73	25	6	115	2	1 600	161	26218
10	11	8	191	16	6	2	2	28	11	14	3	50	3	916	30	26219
427	126	14	372	49	152	23	21	246	410	674	165	1 600	3	10 070	50	26311
221	154	90	278	110	143	135	84	134	182	338	68	779	40	4 636	212	264
95	2	12	18	2	10	3	7	2	2	5	(Z)	60	2	98	4	26421
(Z)	(Z)	(Z)	4	(Z)	1	2	6	36	22	220	22	217	4	1 603	26	26431
1	5	38	56	2	11	(Z)	1	1	1	32	5	34	1	328	78	2645
(Z)	2	3	41	(Z)	10	(Z)	(Z)	1	1	25	5	23	1	104	52	26451
(Z)	-	-	7	-	-	-	-	-	-	(Z)	-	(Z)	-	33	24	26452
(Z)	2	(Z)	7	1	1	-	(Z)	(Z)	-	3	-	7	-	7	-	26453
(Z)	1	35	1	(Z)	1	(Z)	(Z)	1	(Z)	3	(Z)	4	(Z)	183	2	26459
1	2	1	4	(Z)	1	(Z)	-	-	(Z)	4	5	(Z)	87	11	2646	
(Z)	1	(Z)	2	-	(Z)	-	-	-	(Z)	1	2	(Z)	46	11	26462	
(Z)	2	(Z)	2	(Z)	(Z)	-	-	-	(Z)	3	3	-	38	-	26469	
97	63	28	73	20	28	12	24	54	109	70	34	269	21	1 674	12	2647
96	61	28	70	19	27	12	24	54	109	65	33	262	21	1 625	3	26471
1	2	(Z)	3	1	1	1	(Z)	1	(Z)	6	(Z)	7	(Z)	49	8	26472
1																



TABLE 6. SHIPMENTS BY MANUFACTURING ESTABLISHMENTS--COMMODITIES BY PRODUCTION AREA OF DESTINATION: 1977--CON.

TCC CODE	COMMODITY	TOTAL TDNS SHIPPED (THOU- SANDS)	NEW ENGLAND							MIDDLE ATLANTIC				
			PA 1-1 (BOST)	PA 1-2 (HART)	PA 2-1 (NYNY)	PA 2-2 (N.NJ)	PA 2-3 (PHIL)	PA 2-4 (HARR)	PA 2-5 (ALLN)	PA 2-6 (N.PA)	PA 2-7 (SYRA)			
2654	SANITARY FOOD CONTAINERS . . . . .	2 393	49	28	50	36	37	3	3		5	12		
26542	BOTTLES AND CARTONS . . . . .	458	13	18	2	4	4	2	(Z)		1	1		
26543	PAPER CANS, CUPS, PAILS, AND TUBS . . . . .	833	23	4	20	11	13	1	1		3	1		
26545	PAPER PLATES, DISHES, SPOONS, FORKS, ETC. . . . .	472	11	6	9	17	2	(Z)	2		1	9		
26549	SANITARY FOOD CONTAINERS, NEC. . . . .	629	1	-	19	5	19	(Z)	-		-	1		
26551	FIBER CANS, TUBES, GRUMS, AND SIMILAR PRODUCTS * . . . . .	1 398	51	3	34	75	43	3	3		3	27		
2661	BUILDING PAPER AND BUILDING BOARD * . . . . .	2 618	20	5	36	40	14	61	11		3	7		
26612	CONSTRUCTION PAPER . . . . .	909	7	4	2	28	3	50	-		-	1		
26613	WALLBOARD . . . . .	1 046	7	(Z)	31	9	9	11	8		1	6		
26614	INSULATING MATERIAL . . . . .	430	3	-	-	1	(Z)	-	-		-	-		
27	PRINTED MATTER . . . . .	24 891	468	288	1 448	1 245	453	222	161		43	109		
27111	NEWSPAPERS * . . . . .	13 146	361	19	455	520	112	148	31		9	40		
27211	PERIODICALS * . . . . .	2 023	36	70	50	48	32	25	(Z)		4	11		
27311	BOOKS * . . . . .	2 539	56	32	146	141	112	24	108		19	18		
2741	MISCELLANEOUS PRINTED MATTER * . . . . .	4 552	77	64	410	130	139	10	3		7	36		
27411	CATALOGS AND DIRECTORIES . . . . .	2 766	40	53	311	75	82	7	1		4	24		
27415	CARDS AND TICKETS, EXC. GREETING CARDS . . . . .	52	(Z)	1	8	(Z)	4	(Z)	(Z)		(Z)	(Z)		
27417	LABELS, SEALS, TAGS, AND WRAPPERS . . . . .	504	8	6	7	10	7	1	2		(Z)	2		
27419	PRINTED MATTER, NEC. . . . .	1 230	28	5	84	45	47	1	(Z)		2	10		
27611	MANIFOLD BUSINESS FORMS * . . . . .	1 624	22	19	299	146	39	10	7		3	7		
27711	GREETING CARDS * . . . . .	264	2	15	19	(Z)	1	6	1		(Z)	1		
2781	BLANKBOOKS, LOOSELEAF BINDERS AND DEVICES * . . . . .	296	4	2	19	11	6	1	1		(Z)	2		
27811	BLANKBOOKS, PADS AND TABLETS . . . . .	157	2	1	12	1	4	1	(Z)		(Z)	(Z)		
27812	LOOSELEAF BINDERS AND DEVICES . . . . .	139	1	1	7	10	2	1	(Z)		(Z)	2		
27911	PRODUCTS OF SERVICE INDUST. FOR THE PRINTING TRADES * . . . . .	187	9	1	18	30	1	1	(Z)		1	(Z)		
28	CHEMICALS AND ALLIED PRODUCTS . . . . .	323 299	2 506	1 796	4 316	6 238	5 840	935	1 118		2 090	1 518		
281	INDUSTRIAL INORGANIC AND ORGANIC CHEMICALS . . . . .	197 352	669	997	578	2 585	3 355	240	592		234	801		
2812	SODIUM, POTASSIUM, BASIC INORGANIC COMPOUNDS, CHLORINE . . . . .	28 796	54	24	153	436	540	102	34		113	262		
28121	INDORGANIC BLEACHING COMPOUNDS, EXC. CHLORINE . . . . .	873	3	(Z)	-	2	-	-	-		-	-		
28122	SODIUM ALKALIES . . . . .	12 083	-	6	8	24	58	16	2		-	18		
28123	SODIUM COMPOUNDS . . . . .	4 670	22	15	104	334	294	3	32		113	196		
28124	POTASSIUM ALKALIES . . . . .	751	1	-	(Z)	55	-	-	-		-	-		
28125	POTASSIUM COMPOUNDS . . . . .	88	-	(Z)	-	2	(Z)	-	-		-	-		
28128	CHLORINE . . . . .	8 279	26	-	-	15	185	60	-		-	20		
28129	ALKALIES, NEC. . . . .	565	(Z)	-	1	(Z)	2	(Z)	-		-	-		
2813	INDUSTRIAL GASES, COMPRESSED AND LIQUEFIED . . . . .	45 572	69	185	151	416	676	5	107		10	95		
28133	CARBON DIOXIDE . . . . .	2 371	-	-	-	14	7	-	-		-	-		
28134	ELEMENTAL GASES . . . . .	30 232	63	185	141	321	224	-	62		3	94		
28139	INDUSTRIAL GASES, NEC. . . . .	12 340	6	1	10	81	445	5	45		8	1		
28141	CRUDE PRODUCTS FROM COAL AND PETROLEUM TAR * . . . . .	2 314	8	(Z)	83	56	-	-	-		-	13		
2815	CYCLIC INTERMEDIATES AND DYES . . . . .	9 020	103	33	48	349	197	6	21		21	23		
28151	CYCLIC INTERMEDIATES FROM BENZENE, ETC. . . . .	8 571	77	28	32	303	188	6	20		21	23		
28156	ORGANIC DYES . . . . .	213	11	3	1	27	1	(Z)	1		(Z)	(Z)		
28158	ORGANIC PIGMENTS (LAKES AND TONERS) . . . . .	236	14	2	15	19	8	-	(Z)		(Z)	(Z)		
2816	INORGANIC PIGMENTS . . . . .	2 636	18	12	36	154	286	10	82		5	2		
28161	TITANIUM PIGMENTS . . . . .	1 039	7	4	32	36	41	5	5		1	1		
28162	LEAD PIGMENTS . . . . .	957	-	-	-	97	204	5	75		4	-		
28163	ZINC PIGMENTS . . . . .	197	4	7	-	1	3	-	-		-	-		
28169	INORGANIC PIGMENTS, NEC. . . . .	443	7	1	4	20	38	1	1		(Z)	(Z)		
2818	MISCELLANEOUS INDUSTRIAL ORGANIC CHEMICALS . . . . .	32 324	131	349	70	760	853	46	291		1	34		
28182	MISCELLANEOUS ACYCLIC ORGANIC CHEMICAL PRODUCTS . . . . .	16 382	79	164	19	207	396	41	22		1	23		
28183	MISCELLANEOUS CYCLIC ORGANIC CHEMICAL PRODUCTS . . . . .	247	(Z)	(Z)	(Z)	4	(Z)	-	-		-	-		
28184	ALCOHOLS . . . . .	5 058	2	60	1	128	20	1	4		-	5		
28185	GLYCOLS AND GLYCERINES . . . . .	1 808	3	(Z)	1	45	23	-	254		-	(Z)		
28186	ORGANIC ACIDS AND SALTS . . . . .	1 030	8	5	3	11	3	4	(Z)		-	-		
28189	INDUSTRIAL ORGANIC CHEMICALS, NEC. . . . .	7 799	39	119	46	365	411	(Z)	11		(Z)	6		
2819	MISCELLANEOUS INDUSTRIAL INORGANIC CHEMICALS . . . . .	80 537	75	241	131	516	830	58	63		109	241		
28191	AMMONIA AND AMMONIUM COMPOUNDS, EXC. ANHYDROUS AMMONIA . . . . .	9 242	-	(Z)	22	6	66	10	6		6	56		
28192	NITRIC ACID . . . . .	1 045	-	-	-	17	148	-	-		-	-		
28193	SULPHURIC ACID . . . . .	23 453	-	(Z)	242	302	13	17	51		-	-		
28194	INDUSTRIAL INORGANIC ACIDS, EXC. NITRIC AND SULPHURIC . . . . .	12 747	34	(Z)	12	46	16	26	-		-	11		
28195	COBALT, COPPER, IRON, NICKEL, AND ZINC COMPOUNDS . . . . .	955	5	1	13	46	9	-	5		-	1		
28196	ALUMINUM COMPOUNDS . . . . .	18 132	22	2	(Z)	41	169	18	-		-	1		
28198	ANHYDROUS AMMONIA . . . . .	7 859	-	-	11	(Z)	16	(Z)	-		-	21		
28199	INDUSTRIAL INORGANIC CHEMICALS, NEC. . . . .	7 002	14	238	73	150	75	(Z)	2		52	148		
2821	PLASTICS MATERIALS * . . . . .	29 733	549	242	646	1 590	776	105	336		199	190		
28211	PLASTICS MATERIALS . . . . .	20 396	365	203	599	1 500	582	61	239		159	114		
28212	SYNTHETIC RUBBERS . . . . .	5 490	107	22	28	60	147	8	87		9	66		
28213	SYNTHETIC FIBERS . . . . .	3 847	77	17	19	31	47	28	11		31	10		
2831	DRUGS (BIOLOGICAL AND BOTANICAL PRODUCTS) * . . . . .	3 566	175	22	207	193	59	74	8		8	9		
28311	DRUGS FOR HUMAN USE . . . . .	3 192	174	22	170	191	40	74	8		8	9		
28312	DRUGS FOR VETERINARY USE . . . . .	374	(Z)	-	37	2	19	(Z)	(Z)		(Z)	(Z)		
284	SOAP AND OTHER DETERGENTS . . . . .	15 315	319	177	1 161	932	469	98	87		102	144		
2841	SOAP AND OTHER DETERGENTS . . . . .	5 271	113	95	272	280	159	45	5		57	44		
28411	SYNTHETIC ORGANIC DETERGENTS . . . . .	1 386	20	39	55	29	17	1	(Z)		10	15		
28419	SOAP AND OTHER DETERGENTS . . . . .	3 885	92	56	217	251	142	44	5		47	28		
28422	SPECIALTY CLEANING PREPARATIONS * . . . . .	6 143	120	59	695	493	230	22	70		25	81		
28423	WAXES AND POLISHING PREPARATIONS . . . . .	479	1	9	16	33	5	2	4		10	1		
28431	SURFACE ACTIVE AGENTS * . . . . .	1 974	68	10	89	70	56	3	10		3	10		
28441	COSMETICS AND PERFUMS * . . . . .	1 761	43	9	114	82	40	28	2		8	14		
2851	PAINTS, ENAMELS, LACQUERS, SHELLACS, ALLIED PRODUCTS * . . . . .	6 312	181	38	129	296	156	13	8		14	33		
28511	PAINTS, ENAMELS, LACQUERS, AND SHELLACS . . . . .	4 604	132	18	111	165	139	13	2		12	23		
28512	PAINT OILS, SOLVENTS, AND THINNERS . . . . .	1 314	43	20	17	129	17	1	6		1	10		
28612	GUM AND WOOD CHEMICALS * . . . . .	1 912	23	7	27	170	51	4	1		20	21		
287	AGRICULTURAL CHEMICALS . . . . .	54 519	592	403	1 415	379	1 072	427	65		146	342		
2871	FERTILIZERS . . . . .	47 746	69	116	1 025	68	258	338	43		51	96		
28712	SUPERPHOSPHATE . . . . .	23 422	-	66	958	1	10	77	-		-	22		
28713	AMMONIATING AND NITROGEN FERTILIZER SOLUTIONS . . . . .	6 371	-	-	-	4	23	4	(Z)		-	13		
28714	MISCELLANEOUS FERTILIZER COMPOUNDS . . . . .	14 392	30	14	1	14	161	222	34		19	15		
28719	FERTILIZERS, NEC . . . . .	3 560	40	36	66	49	65	12	5		32	61		
28799	AGRICULTURAL CHEMICALS, NEC * . . . . .	9 540	599	333	465	352	882	20	6		92	260		
289	MISCELLANEOUS CHEMICAL PRODUCTS . . . . .	23 421	166	71	383	472	289	73	56		1 422	80		
28911	ADHESIVES, CEMENTS, SEALANTS, GLUES, AND SIZES * . . . . .	3 366	3	12	115	88	53	8	5		7	15		
28921	EXPLOSIVES * . . . . .	801	3	1	7	14	6	3	(Z)		-	(Z)		
28931	PRINTING INK * . . . . .	793	7	13	80	26	33	3	2		9	4		
2899	CHEMICALS AND CHEMICAL PREPARATIONS, NEC . . . . .	17 420	116	48	191	367	197	52	42		1 406	62		
28991	SALT, COMMON . . . . .	6												

TONS (THOUSANDS) SHIPPED BY PRODUCTION AREA OF DESTINATION--CON.

M.A.--CON.		EAST NORTH CENTRAL							WEST NORTH CENTRAL			SOUTH ATLANTIC		TCC CODE		
PA 2-8 (BUFF)	PA 2-9 (PITT)	PA 3-1 (CLEV)	PA 3-2 (COLU)	PA 3-3 (CINC)	PA 3-4 (OETR)	PA 3-5 (LANS)	PA 3-6 (G.R.)	PA 3-7 (INDP)	PA 3-8 (CHIC)	PA 3-9 (MILW)	PA 4-1 (STLO)	PA 4-2 (K.C.)	PA 4-3 (M.SP)	PA 5-1 (BALT)	PA 5-2 (DC-MD-VA)	TCC CODE
12	5	58	9	34	31	37	11	6	110	16	11	38	9	27	19	2654
(Z)	4	28	1	1	5	(Z)	-	1	24	(Z)	1	19	5	5	2	26542
3	1	14	4	6	10	(Z)	-	3	39	2	4	5	2	13	7	26543
7	1	16	5	26	16	1	11	2	37	5	3	13	1	1	10	26545
2	-	(Z)	-	2	(Z)	35	(Z)	-	9	8	2	2	2	8	(Z)	26549
34	2	9	3	49	17	(Z)	2	23	65	12	46	11	8	14	1	26551
12	17	57	2	20	72	4	2	4	257	19	16	5	37	36	6	2661
(Z)	5	20	(Z)	5	20	-	-	1	224	1	2	(Z)	8	28	-	26612
9	10	29	2	12	38	3	2	3	29	18	11	1	27	5	3	26613
-	(Z)	4	-	1	9	-	(Z)	(Z)	-	-	-	1	-	-	-	26614
506	203	297	90	571	831	38	60	244	1 365	152	469	848	218	597	738	27
394	65	106	11	354	442	24	10	17	555	65	228	607	56	531	284	27111
14	16	37	9	15	37	(Z)	2	17	118	10	17	28	61	6	141	27211
8	13	15	13	18	18	2	2	41	171	6	96	62	39	59	51	27311
73	94	82	31	162	197	3	33	145	423	36	90	23	25	11	105	2741
42	50	53	5	150	136	(Z)	33	127	320	25	76	5	20	7	53	27411
(Z)	(Z)	2	(Z)	(Z)	(Z)	(Z)	(Z)	(Z)	1	(Z)	3	(Z)	(Z)	(Z)	1	27415
18	3	1	(Z)	15	1	(Z)	3	18	2	3	3	3	1	(Z)	(Z)	27417
41	27	26	8	46	2	(Z)	15	84	9	11	15	4	2	(Z)	51	27419
15	8	51	25	7	40	3	6	20	107	26	19	9	42	14	59	27611
3	1	2	(Z)	(Z)	2	(Z)	(Z)	(Z)	12	1	1	133	1	(Z)	15	27711
6	2	3	1	5	8	1	1	2	16	2	5	15	6	(Z)	4	2781
3	1	1	1	2	3	1	1	1	4	(Z)	1	14	3	(Z)	2	27811
3	2	1	(Z)	3	5	(Z)	(Z)	1	13	2	4	1	3	(Z)	2	27812
3	4	3	(Z)	4	5	1	(Z)	(Z)	10	1	2	(Z)	2	1	24	27911
6 190	8 970	14 591	979	2 439	4 599	933	342	951	7 429	625	3 919	2 610	1 440	2 616	669	28
4 844	12 027	12 748	267	1 131	2 199	525	122	437	3 711	193	2 725	1 300	330	1 539	65	281
267	95	150	36	189	302	5	55	28	301	19	687	373	35	183	6	2812
10	-	1	3	-	2	(Z)	-	-	-	(Z)	10	-	-	-	-	28121
10	70	76	17	99	157	3	17	3	120	4	317	255	15	2	-	28122
119	18	10	13	30	79	2	26	12	83	3	319	19	12	84	1	28123
17	(Z)	8	-	25	15	-	-	8	44	(Z)	5	60	1	27	-	28124
6	(Z)	-	(Z)	10	1	-	-	1	(Z)	(Z)	1	(Z)	-	-	-	28125
101	3	46	-	25	22	(Z)	9	3	52	9	33	29	6	65	5	28128
-	-	-	3	-	-	-	3	(Z)	(Z)	-	6	-	-	-	-	28129
1 865	10 316	12 310	(Z)	2	102	(Z)	(Z)	6	283	5	831	183	(Z)	74	1	2813
-	48	(Z)	-	-	-	-	-	13	-	-	10	178	-	1	-	28133
369	10 172	12 109	(Z)	-	19	-	-	4	223	-	745	-	-	-	-	28134
1 495	93	199	-	2	82	(Z)	(Z)	2	47	5	76	5	(Z)	72	1	28139
102	448	21	-	11	-	-	-	12	44	-	118	8	-	9	-	28141
386	68	98	37	97	138	3	7	19	66	18	59	29	25	53	12	2815
379	68	85	35	87	119	3	5	15	42	17	36	28	9	52	(Z)	28151
2	(Z)	3	2	3	8	(Z)	(Z)	(Z)	14	(Z)	19	(Z)	1	1	-	28156
6	(Z)	10	(Z)	10	10	(Z)	(Z)	4	1	4	1	15	(Z)	12	28158	
10	35	32	12	31	31	24	3	5	84	2	17	10	12	585	7	2816
4	5	16	9	19	19	22	3	4	52	(Z)	8	5	8	239	7	28161
-	5	-	-	1	-	-	-	2	-	-	1	(Z)	-	340	-	28162
(Z)	-	13	1	4	-	-	-	1	12	1	7	-	-	1	-	28163
1	30	3	3	11	7	2	(Z)	(Z)	18	1	3	4	5	-	-	28169
165	149	354	53	527	699	41	10	54	1 562	42	387	201	188	383	1	2818
29	7	21	18	62	408	16	2	46	427	2	76	46	149	325	-	28182
1	-	3	-	1	1	1	-	-	(Z)	(Z)	70	1	(Z)	(Z)	-	28183
5	10	60	3	130	42	4	-	3	611	3	134	84	8	24	1	28184
21	70	6	11	123	36	4	-	-	107	1	9	16	2	(Z)	(Z)	28185
8	3	6	2	45	15	2	(Z)	1	56	7	7	10	1	1	(Z)	28186
101	58	259	19	166	196	14	8	4	361	28	91	43	28	32	(Z)	28189
2 107	322	1 021	124	361	918	442	49	318	1 356	104	562	505	87	296	35	2819
23	12	76	-	46	95	29	-	1	26	-	27	86	1	2	-	28191
22	5	24	-	3	56	-	-	-	14	5	76	-	-	-	(Z)	28192
1 848	215	381	27	105	200	124	-	23	513	59	171	150	28	31	(Z)	28193
14	6	30	17	3	96	6	6	6	211	(Z)	73	30	4	25	(Z)	28194
18	5	113	3	-	91	-	-	4	47	-	-	7	-	-	-	28195
52	19	27	15	16	18	259	(Z)	(Z)	71	-	11	3	5	116	29	28196
4	40	-	53	32	55	7	-	64	39	-	-	16	37	4	4	28198
125	17	372	9	155	306	17	43	221	415	39	204	220	7	118	1	28199
374	430	807	258	292	694	142	46	72	1 145	123	160	260	148	163	72	2821
359	416	424	239	230	584	90	46	49	1 037	122	158	219	147	129	69	28211
11	12	373	19	60	84	53	(Z)	23	91	1	2	40	1	20	(Z)	28212
4	2	9	(Z)	2	25	(Z)	-	17	(Z)	(Z)	-	(Z)	-	14	3	28213
56	95	26	25	66	139	3	3	67	470	11	33	116	33	77	14	2831
52	95	26	24	59	139	3	3	38	468	11	33	115	32	75	13	28311
4	-	(Z)	1	7	(Z)	-	-	29	3	(Z)	(Z)	1	1	2	(Z)	28312
94	110	346	104	189	329	56	41	110	890	70	237	309	124	352	92	284
44	31	82	32	77	141	9	22	68	421	44	133	59	32	113	37	2841
-	4	13	7	31	31	3	(Z)	16	210	21	49	21	14	38	7	28411
44	27	70	25	46	110	6	21	52	212	23	83	38	18	74	30	28419
17	30	223	46	22	96	46	7	37	242	14	53	211	60	203	35	28422
(Z)	(Z)	5	(Z)	23	51	3	(Z)	(Z)	22	4	1	1	6	14	(Z)	28423
22	10	10	(Z)	8	28	-	2	(Z)	77	1	18	30	(Z)	19	(Z)	28431
11	16	23	28	57	26	1	10	9	144	9	42	34	31	26	23	28441
131	66	181	44	70	273	53	34	30	363	26	34	126	108	99	12	2851
30	57	103	30	48	217	53	12	28	263	24	27	107	75	94	10	28511
101	8	49	13	19	29	(Z)	22	(Z)	90	2	2	18	2	5	2	28512
9	11	32	9	25	35	5	10	4	90	27	33	4	11	5	6	28612
615	16	98	155	400	397	104	58	181	221	38	584	104	249	502	499	287
330	14	99	162	381	481	112	40	179	187	18	571	76	215	320	104	2871
60	-	24	11	332	369	76	29	110	80	-	380	75	201	82	26	28712
34	-	(Z)	110	10	31	-	-	34	17	-	102	-	-	12	-	28713
35	14	65	41	39	80	36	3	28	85	18	9	1	6	201	27	28714
202	(Z)	10	-	-	2	-	9	8	6	-	80	(Z)	8	23	52	28719
217	3	3	2	36	17	1	13	13	49	32	29	48	42	117	446	28799
334	88	365	107	222	558	50	32	66	544	151	208	480	320	52	47	289
11	17	60	9	27	69	35	9	10	220	36	38	21	80	21	8	28911
1	4	3	(Z)	-	41	-	(Z)	1	5	-	8	6	6	1	1	28921
14	3	63	61	17	44	4	17	13	26	29	10	3	9	6	10	28931
296	77	272	38	133	472	14	4	36	332	66	152	414	209	27	17	2899
171	11	7	(Z)	10	378	-	-	(Z)	42	29	90	367	93	4	8	28991







TONS (THOUSANDS) SHIPPED BY PRODUCTION AREA OF DESTINATION--CON.

WEST SOUTH CENTRAL					MOUNTAIN					PACIFIC					NON PRODUCTION AREA	DESTINATION UNKNOWN	TCC CODE
PA 7-1 (N. ORL)	PA 7-2 (HOUS)	PA 7-3 (AUST)	PA 7-4 (OALL)	PA 7-5 (TULS)	PA 8-1 (DENV)	PA 8-2 (SALT LAKE)	PA 8-3 (PHNX)	PA 9-1 (SETL)	PA 9-2 (PORT)	PA 9-3 (SANF)	PA 9-4 (SACR)	PA 9-5 (LOSA)	PA 9-6 (SAN DIEGO)				
13	48	17	159	79	36	2	9	15	57	74	38	97	9	836	161	27	
(2)	6	6	9	19	12	(Z)	5	1	(Z)	1	-	(Z)	-	145	74	26542	
4	26	7	118	52	16	-	-	(Z)	25	7	21	-	-	315	-	26543	
6	3	1	15	7	7	(Z)	(Z)	4	12	38	7	12	(Z)	121	3	26545	
72	44	(Z)	17	(Z)	(Z)	1	-	9	35	38	31	8	-	255	-	26549	
63	6	4	44	25	24	7	13	58	13	98	19	85	(Z)	485	(Z)	26551	
15	-	(Z)	8	16	1	(Z)	-	52	1	81	-	17	-	957	89	2661	
36	3	-	28	3	13	6	12	-	2	8	8	26	-	77	85	26612	
12	-	-	3	3	-	-	-	-	-	(Z)	-	-	-	532	4	26613	
-	-	-	-	-	-	-	-	-	-	-	-	-	-	278	-	26614	
212	143	286	569	51	103	59	208	292	67	751	35	1 699	60	5 048	1 161	27	
79	80	240	396	7	18	(Z)	207	177	6	497	(Z)	1 386	40	2 923	176	27111	
22	18	2	43	7	25	4	9	16	37	45	5	88	3	209	590	27211	
9	15	6	52	3	15	55	4	9	4	57	4	148	11	554	228	27311	
52	15	50	68	14	34	3	16	22	20	184	20	144	9	817	161	27411	
46	5	19	49	13	27	2	14	13	4	93	2	60	1	353	80	27411	
(Z)	(Z)	(Z)	(Z)	(Z)	(Z)	-	(Z)	(Z)	(Z)	7	(Z)	(Z)	(Z)	5	17	27415	
1	2	1	4	(Z)	1	(Z)	1	(Z)	12	46	17	10	(Z)	134	12	27417	
5	8	30	16	1	6	1	1	8	4	37	1	75	9	324	57	27419	
10	18	8	34	3	1	1	5	10	3	15	6	44	1	281	21	27611	
(Z)	(Z)	(Z)	2	(Z)	(Z)	1	(Z)	1	(Z)	2	(Z)	2	(Z)	31	1	27711	
14	3	1	3	12	4	1	3	1	(Z)	2	2	18	(Z)	75	13	27811	
12	1	(Z)	(Z)	(Z)	3	(Z)	1	(Z)	(Z)	1	2	5	(Z)	44	12	27811	
2	2	(Z)	3	12	1	1	2	1	(Z)	1	(Z)	13	(Z)	30	1	27812	
(Z)	1	(Z)	1	(Z)	11	(Z)	(Z)	(Z)	(Z)	6	(Z)	3	(Z)	31	3	27911	
10 763	17 526	230	3 225	3 669	1 591	789	1 138	1 423	1 037	7 215	1 902	9 658	234	140 834	5 861	28	
6 373	12 856	99	1 891	720	1 889	482	738	851	484	5 307	1 049	6 022	134	82 761	4 692	281	
1 193	2 055	12	87	39	88	84	40	262	149	972	523	939	4	16 287	85	2812	
41	(Z)	-	1	6	1	1	-	51	6	17	1	25	-	647	-	28121	
656	545	11	30	21	1	12	14	61	70	611	509	674	-	6 527	49	28122	
64	1	-	19	(Z)	73	2	-	1	3	23	175	(Z)	26	2 154	23	28123	
24	158	-	18	-	-	-	-	-	-	28	-	-	-	207	-	28124	
(Z)	8	-	-	(Z)	-	20	1	-	-	(Z)	35	-	(Z)	-	-	28125	
398	550	-	-	18	5	37	25	84	19	133	11	189	-	5 852	(Z)	28128	
10	10	1	19	-	-	(Z)	-	-	-	(Z)	(Z)	10	-	488	-	28129	
310	1 820	57	446	303	375	-	-	-	10	1 807	30	799	4	4 969	447	2813	
-	-	-	78	178	375	-	-	-	-	-	-	21	-	1 303	3	28133	
80	1 000	57	368	102	-	-	-	-	9	1 805	30	-	-	1 684	69	28134	
230	614	-	(Z)	7	-	-	-	-	1	1	-	778	4	1 958	-	28139	
271	336	-	-	87	-	-	-	-	-	25	-	9	-	501	141	28141	
592	1 091	1	16	10	(Z)	1	-	(Z)	10	69	-	63	-	4 788	67	2815	
592	1 090	1	9	10	(Z)	(Z)	-	(Z)	8	64	-	51	-	4 679	58	28151	
-	-	(Z)	-	(Z)	(Z)	(Z)	-	-	(Z)	1	-	1	-	74	7	28156	
-	1	-	7	-	(Z)	1	-	-	2	4	-	12	-	36	2	28158	
14	48	1	37	2	3	1	5	3	3	17	4	99	4	672	11	2816	
9	46	-	32	2	1	(Z)	-	3	(Z)	7	3	29	3	251	3	28161	
-	-	-	-	-	-	-	-	-	-	-	-	-	-	189	3	28162	
-	2	1	3	(Z)	2	-	5	-	2	2	-	64	-	43	-	28163	
5	(Z)	(Z)	2	(Z)	(Z)	1	(Z)	(Z)	-	8	(Z)	5	(Z)	188	5	28169	
915	5 114	5	246	76	94	9	46	53	85	688	201	726	5	13 018	2 283	2818	
182	2 526	2	73	37	47	-	43	43	40	230	52	397	-	8 003	1 424	28182	
3	87	-	6	-	-	-	-	-	-	-	-	14	-	54	-	28183	
118	1 330	-	20	18	15	(Z)	-	5	5	164	(Z)	33	(Z)	991	858	28184	
38	243	-	65	(Z)	(Z)	2	-	(Z)	5	59	-	94	5	442	-	28185	
11	182	2	12	-	1	(Z)	3	-	-	11	-	23	-	543	(Z)	28186	
563	746	1	70	20	30	7	(Z)	5	35	225	149	166	(Z)	2 985	-	28189	
3 092	2 500	28	1 087	305	4 850	282	495	110	111	2 002	256	3 353	131	41 737	1 529	2819	
28	496	22	123	5	-	60	114	3	7	70	179	102	18	6 645	21	28191	
194	60	-	4	5	-	-	-	-	-	18	43	1	-	343	-	28192	
457	808	-	766	197	523	8	347	12	12	65	-	2 195	53	11 287	1 099	28193	
141	29	3	23	24	-	206	3	-	-	1 627	9	423	3	5 179	407	28194	
(Z)	18	-	7	-	-	1	9	(Z)	4	21	-	287	3	182	-	28195	
940	54	-	10	4	303	(Z)	-	(Z)	63	31	-	191	53	11 158	1	28196	
917	756	3	104	62	(Z)	17	24	3	146	22	-	4 232	-	4 232	-	28198	
416	280	(Z)	52	(Z)	24	8	5	70	20	18	1	153	(Z)	2 671	1	28199	
1 210	1 642	3	220	108	96	7	25	60	66	341	76	1 569	5	10 973	399	2821	
829	1 049	3	178	76	50	7	25	50	64	297	61	1 096	2	6 677	393	28211	
370	593	-	35	14	44	(Z)	1	6	2	41	14	430	4	1 737	1	28212	
11	(Z)	(Z)	6	18	1	-	4	(Z)	3	-	-	43	-	2 558	5	28213	
85	23	3	163	5	49	2	7	39	12	137	23	161	10	571	26	2831	
29	21	3	156	4	49	2	7	39	11	137	22	145	9	395	24	28311	
56	2	(Z)	7	(Z)	(Z)	(Z)	(Z)	(Z)	1	(Z)	(Z)	16	1	176	1	28312	
104	269	61	399	142	218	71	109	125	120	203	140	784	42	3 698	355	284	
73	64	31	194	53	74	10	35	81	51	59	67	320	6	1 249	140	2841	
12	10	23	80	19	6	2	3	11	19	16	16	71	1	291	95	28411	
61	54	8	114	35	67	9	33	70	32	43	51	249	5	959	45	28419	
1	53	11	105	10	137	51	43	46	64	123	59	199	7	1 282	104	28422	
7	23	1	5	1	2	(Z)	(Z)	(Z)	2	4	1	11	2	131	4	28423	
7	64	(Z)	5	54	3	(Z)	1	-	1	21	18	100	20	813	106	28431	
7	33	3	74	19	24	11	32	7	7	7	2	154	4	300	15	28441	
29	517	4	124	34	20	6	58	9	24	81	46	273	36	1 719	43	2851	
29	46	4	118	30	18	6	58	1	22	59	46	266	36	1 438	26	28511	
(Z)	458	-	3	4	2	1	-	8	2	(Z)	-	2	-	142	14	28512	
47	59	4	35	3	7	5	10	8	20	25	4	53	2	782	40	28612	
2 429	802	63	189	1 955	17	6	100	57	80	196	285	891	15	30 908	177	287	
2 500	836	69	168	1 992	17	2	65	54	47	96	217	852	14	27 845	138	2871	
434	438	43	62	247	6	2	27	6	6	6	73	51	7	14 486	68	28712	
106	4	-	-	1 719	-	-	13	-	-	-	2	-	-	2 965	-	28713	
1 960	395	26	104	25	11	-	22	9	36	90	141	74	7	8 566	70	28714	
-	(Z)	(Z)	2	(Z)	-	-	2	39	6	(Z)	-	728	-	1 828	-	28719	
120	73	(Z)	29	19	(Z)	-	6	4	17	74	51	37	1	4 696	2	28799	
211	1 539	3	207	171	88	242	102	25	86	1 043	212	396	6	10 905	172	289	
7	-	1	87	3	67	1	3	15	31	46	54	172	6	1 564	42	28911	
-	3	(Z)	2	8	(Z)	10	2	1	-	2	3	4	(Z)	1	590	1	28921
4	(Z)	(Z)	39	13	(Z)	11	(Z)	2	4	15	2	20	(Z)	148	2	28931	
207	1 539	2	88	115	20	183	82	7	9	1 180	159	221	(Z)	7 492	136	2899	
2	-	-	-	(Z)	-	181	78	-	-	1 107	143	-	-	3 555	70	28991	

TABLE 6. SHIPMENTS BY MANUFACTURING ESTABLISHMENTS--COMMODITIES BY PRODUCTION AREA OF DESTINATION: 1977--CON.

TCC CODE	COMMODITY	TOTAL TONS SHIPPED (THOU- SANDS)	TONS (THOUSANDS) SHIPPED BY PRODUCTION AREA OF DESTINATION									
			NEW ENGLAND					MIDDLE ATLANTIC				
			PA 1-1 (80ST)	PA 1-2 (HART)	PA 2-1 (NYNY)	PA 2-2 (N.NJ)	PA 2-3 (PHIL)	PA 2-4 (HARR)	PA 2-5 (ALLN)	PA 2-6 (N.PA)	PA 2-7 (SYRA)	
28994	FATTY ACIDS . . . . .	2 584	5	(Z)	44	47	42	-	(Z)	2	(Z)	
28995	WATER TREATING COMPOUNDS . . . . .	438	-	8	12	14	17	12	-	-	(Z)	
28996	BLACKS . . . . .	2 277	9	25	-	33	36	16	5	-	-	
28999	CHEMICAL PRODUCTS, NEC, EXC. SEALANTS . . . . .	5 253	8	6	64	250	39	16	3	1 392	25	
29	PETROLEUM AND COAL PRODUCTS . . . . .	997 731	7 783	8 511	15 619	23 577	32 762	4 095	531	433	5 239	
291	PRODUCTS OF PETROLEUM REFINING . . . . .	810 818	5 515	5 983	7 783	25 528	28 227	1 044	503	283	1 588	
2911	PETROLEUM REFINING PRODUCTS . . . . .	782 461	5 496	5 983	7 276	25 511	27 367	1 032	501	274	1 588	
29111	GASOLINE AND JET FUELS . . . . .	420 947	1 441	4 700	1 939	17 144	17 468	802	338	195	1 256	
29112	KEROSENE . . . . .	6 057	-	-	(Z)	370	82	6	-	-	23	
29113	DISTILLATE FUEL OIL . . . . .	179 194	3 970	5 302	2 599	6 353	7 266	50	54	56	161	
29114	PETROLEUM LUBRICATING AND SIMILAR OILS . . . . .	11 252	45	54	132	205	302	26	38	18	22	
29115	PETROLEUM LUBRICATING GREASES . . . . .	667	5	1	15	20	6	2	(Z)	-	-	
29116	ASPHALT PITCHES AND TARS FROM PETROLEUM . . . . .	40 901	-	14	-	38	49	141	3	5	-	
29117	PETROLEUM RESIDUAL FUEL OILS . . . . .	93 315	15	675	2 125	1 170	1 642	-	60	-	123	
29119	PETROLEUM REFINING PRODUCTS, NEC . . . . .	30 128	20	3	467	212	553	6	9	-	3	
29121	LIQUEFIED PETROLEUM AND COAL GASES * . . . . .	28 611	19	-	504	6	860	13	1	9	-	
295	ASPHALT PAVING AND ROOFING MATERIALS . . . . .	117 385	3 131	650	4 603	211	4 523	3 291	14	55	3 744	
29511	ASPHALT PAVING BLOCKS AND MIXTURES * . . . . .	119 041	3 023	547	5 177	43	5 007	3 140	1	5	4 288	
2952	ASPHALT FELTS AND COATINGS . . . . .	10 934	200	91	156	142	127	24	10	44	135	
29522	ASPHALT AND TAR CEMENTS AND COATINGS . . . . .	737	6	1	7	7	13	4	(Z)	(Z)	1	
29523	ASPHALT SHEATHINGS, SHINGLES, AND SIDINGS . . . . .	7 864	153	76	101	103	67	13	9	37	106	
29529	ASPHALT FELTS AND COATINGS, NEC . . . . .	268	-	-	-	-	-	-	-	-	-	
2991	MISCELLANEOUS PETROLEUM AND COAL PRODUCTS * . . . . .	66 996	55	78	126	519	1 481	14	15	96	88	
29911	COAL AND COKE BRIQUETTES, ANTHRACITE CULM . . . . .	761	1	-	1	-	59	-	1	-	2	
29912	LUBRICANTS AND SIMILAR COMPOUNDS, OTHER THAN PETROLEUM . . . . .	16 292	49	12	48	270	471	1	1	(Z)	4	
29913	PETROLEUM COKE, EXC. BRIQUETTES . . . . .	30 151	-	76	-	-	435	13	13	-	-	
29914	COKE PRODUCED FROM COAL, EXC. BRIQUETTES . . . . .	18 281	-	64	(Z)	249	507	-	-	96	82	
29919	PETROLEUM AND COAL PRODUCTS, NEC . . . . .	1 510	6	(Z)	(Z)	(Z)	9	(Z)	-	-	(Z)	
30	RUBBER AND MISCELLANEOUS PLASTICS PRODUCTS . . . . .	18 978	526	144	684	975	496	87	49	41	89	
3011	TIRES AND INNER TUBES * . . . . .	5 067	34	21	33	248	180	11	14	1	27	
30111	PNEUMATIC TIRES . . . . .	4 501	33	21	32	241	173	10	12	1	26	
30114	INNER TUBES . . . . .	130	(Z)	(Z)	1	6	2	1	(Z)	1	(Z)	
30115	TREAD RUBBER, TIRE SUNDRIES, AND REPAIR MATERIALS . . . . .	397	-	-	-	-	4	1	2	-	-	
30119	TIRES AND RELATED PRODUCTS, NEC . . . . .	39	(Z)	-	(Z)	-	1	-	-	-	(Z)	
3021	RUBBER AND PLASTICS FOOTWEAR * . . . . .	115	11	9	9	1	4	4	2	1	(Z)	
30211	FOOTWEAR, RUBBER AND RUBBER SOLED FABRIC . . . . .	75	3	9	7	1	2	1	2	1	(Z)	
30212	PLASTICS FOOTWEAR . . . . .	40	10	(Z)	2	(Z)	3	2	2	-	-	
30311	RECLAIMED RUBBER * . . . . .	102	3	2	-	(Z)	3	-	-	-	3	
3041	RUBBER AND PLASTICS HOSE AND BELTING * . . . . .	872	8	4	8	9	13	(Z)	4	1	3	
30411	RUBBER AND PLASTICS BELTS AND BELTING . . . . .	375	2	(Z)	2	1	1	(Z)	(Z)	(Z)	(Z)	
30412	RUBBER AND PLASTICS HOSE . . . . .	497	7	4	7	8	12	(Z)	4	1	3	
3061	MISCELLANEOUS FABRICATED RUBBER PRODUCTS * . . . . .	1 826	66	3	47	42	11	15	2	12	1	
30613	SPONGE AND FOAM RUBBER GOODS . . . . .	286	1	(Z)	6	2	(Z)	-	-	-	-	
30614	RUBBER FLOOR AND WALL COVERINGS . . . . .	140	(Z)	(Z)	1	3	(Z)	1	(Z)	-	(Z)	
30618	FABRICATED RUBBER PRODUCTS, NEC . . . . .	1 400	64	3	40	38	11	14	2	12	1	
3071	MISCELLANEOUS PLASTICS PRODUCTS * . . . . .	11 025	419	94	585	646	272	58	28	27	54	
30711	PLASTICS DINNERWARE AND HOUSEWARES . . . . .	396	52	1	32	12	12	2	1	1	1	
30713	INDUSTRIAL (MOLDEO) PLASTICS PRODUCTS . . . . .	1 179	10	10	4	7	14	(Z)	(Z)	1	1	
30714	UNSUPPORTED VINYL AND POLYETHYLENE FILM . . . . .	2 069	45	9	116	137	94	20	6	6	29	
30718	PLASTICS PACKAGING AND SHIPPING CONTAINERS . . . . .	1 332	3	8	230	99	49	7	1	1	(Z)	
30719	FABRICATED PLASTICS PRODUCTS, NEC . . . . .	3 234	62	35	142	345	82	11	10	15	7	
31	LEATHER AND LEATHER PRODUCTS . . . . .	1 503	148	7	60	20	17	44	2	13	2	
31111	LEATHER, FINISHED AND TANNED * . . . . .	349	50	3	24	2	(Z)	4	(Z)	1	(Z)	
31211	INDUSTRIAL LEATHER BELTING * . . . . .	1	(Z)	(Z)	(Z)	(Z)	(Z)	-	-	-	-	
31311	BOOT AND SHOE CUT STOCK, ALL MATERIALS * . . . . .	305	38	(Z)	4	(Z)	2	11	(Z)	3	(Z)	
314	FOOTWEAR, LEATHER, AND SIMILAR MATERIALS . . . . .	570	49	2	18	7	27	(Z)	9	1	1	
31411	FOOTWEAR, LEATHER; SIMILAR MAT., EXC. HOUSE SLIPPERS * . . . . .	526	45	1	13	6	7	24	(Z)	9	1	
31421	HOUSE SLIPPERS * . . . . .	33	4	1	4	1	(Z)	4	(Z)	(Z)	(Z)	
31511	LEATHER DRESS AND WORK GLOVES AND MITTENS * . . . . .	14	(Z)	(Z)	(Z)	(Z)	(Z)	(Z)	(Z)	(Z)	(Z)	
31611	LUGGAGE, HANO BAGS, AND OTHER PERSONAL LEATHER GOODS * . . . . .	236	10	2	14	9	6	1	(Z)	1	1	
31999	LEATHER GOODS, NEC * . . . . .	32	3	(Z)	2	1	(Z)	(Z)	(Z)	(Z)	(Z)	
32	STONE, CLAY, GLASS, AND CONCRETE PRODUCTS . . . . .	653 496	2 435	1 620	4 785	3 674	24 830	1 418	953	1 195	3 719	
3211	FLAT GLASS * . . . . .	4 461	20	28	89	42	85	22	10	5	10	
32111	SHEET (WINDOW) GLASS . . . . .	504	4	2	16	4	8	5	(Z)	1	-	
32112	PLATE GLASS . . . . .	1 219	2	6	39	8	13	12	3	2	7	
32113	LAMINATED AND SAFETY GLASS . . . . .	715	3	(Z)	10	13	28	(Z)	1	(Z)	1	
32119	FLAT GLASS, NEC . . . . .	2 023	11	20	24	17	37	5	6	2	2	
322	GLASS AND GLASSWARE, PRESSED AND BLOWN . . . . .	15 236	175	65	906	649	489	115	131	133	207	
3221	GLASS CONTAINERS . . . . .	13 359	155	61	817	601	457	88	132	64	201	
32211	GLASS CONTAINERS, GLASS CAPS AND COVERS . . . . .	1 201	13	-	7	32	18	-	2	3	4	
32212	GLASS BOTTLES . . . . .	11 831	142	60	807	502	438	87	130	55	197	
32219	GLASS CONTAINERS, NEC . . . . .	327	(Z)	2	3	67	1	1	-	7	-	
3229	GLASS AND GLASSWARE, BLOWN AND PRESSED, NEC . . . . .	2 112	21	4	87	50	35	26	1	72	8	
32291	ART, KITCHEN, NOVELTY, AND TABLE GLASSWARE . . . . .	609	12	1	23	24	13	11	(Z)	1	1	
32292	LIGHTING GLASSWARE . . . . .	116	2	(Z)	6	2	5	1	-	(Z)	2	
32293	GLASS FIBER . . . . .	656	6	1	9	21	7	4	(Z)	(Z)	5	
32294	GLASS MIRRORS . . . . .	212	1	1	34	1	4	9	(Z)	(Z)	(Z)	
32296	ELECTRONIC GLASSWARE . . . . .	157	(Z)	(Z)	(Z)	(Z)	(Z)	1	-	40	(Z)	
32299	GLASS AND GLASSWARE, BLOWN AND PRESSED, NEC . . . . .	303	1	1	8	2	6	1	(Z)	31	(Z)	
3241	HYDRAULIC CEMENT * . . . . .	86 751	135	244	441	495	970	430	136	259	151	
32411	HYDRAULIC CEMENT: PORTLAND, NATURAL, MASONRY, POZZOLAN . . . . .	73 711	132	241	431	489	928	430	136	259	65	
32412	READY-MIX CONCRETE, DRY . . . . .	13 040	3	3	10	7	42	-	-	-	86	
325	STRUCTURAL CLAY PRODUCTS . . . . .	24 218	132	78	244	108	386	311	183	59	89	
3251	BRICK AND STRUCTURAL CLAY TILE . . . . .	16 660	76	29	235	73	283	280	104	47	22	
32511	BRICK AND BLOCKS, CLAY AND SHALE . . . . .	16 557	76	27	235	73	283	276	104	47	22	
32531	CERAMIC WALL AND FLOOR TILE * . . . . .	528	20	2	28	13	15	5	(Z)	5	2	
3255	REFRATORIES, CLAY AND NONCLAY . . . . .	6 416	18	15	14	31	120	66	100	14	47	
32551	CLAY REFRATORIES . . . . .	3 687	17	5	8	13	69	22	85	5	30	
3259	NONCLAY REFRATORIES . . . . .	2 729	1	10	6	18	52	44	15	8	17	
32591	MISCELLANEOUS STRUCTURAL CLAY PRODUCTS . . . . .	1 728	17	34	16	4	20	9	6	8	21	
32594	CLAY CONDUIT, CULVERTS, PIPE, AND FITTINGS . . . . .	1 151	12	13	12	4	12	9	6	8	20	
32594	CLAY ROOFING TILE . . . . .	154	-	(Z)	1	-	(Z)	-	-	-	1	
32599	STRUCTURAL CLAY PRODUCTS, NEC . . . . .	244	5	(Z)	3	(Z)	8	(Z)	-	-	-	
326	POTTERY AND RELATED PRODUCTS . . . . .	1 072	28	27	34	11	23	3	3	6	5	
32611	VITREOUS CHINA PLUMBING FIXTURES * . . . . .	494	12	2	14	3	10	2	3	5	4	



TONS (THOUSANDS) SHIPPED BY PRODUCTION AREA OF DESTINATION--CON.

M.A.--CON.				EAST NORTH CENTRAL							WEST NORTH CENTRAL				SOUTH ATLANTIC		TCC CODE
PA 2-8 (BUFF)	PA 2-9 (PITT)	PA 3-1 (CLEV)	PA 3-2 (COLU)	PA 3-3 (CINC)	PA 3-4 (DETR)	PA 3-5 (LANS)	PA 3-6 (G.R.)	PA 3-7 (INOP)	PA 3-8 (CHIC)	PA 3-9 (MILW)	PA 4-1 (STLO)	PA 4-2 (K.C.)	PA 4-3 (M.SP)	PA 5-1 (BALT)	PA 5-2 (OC-MO-VA)	TCC CODE	
5	3	22	-	21	15	-	-	2	48	4	4	6	(Z)	20	-	28994	
(Z)	1	(Z)	-	(Z)	3	-	-	(Z)	3	-	5	(Z)	-	1	-	28995	
28	2	129	1	43	24	13	2	18	17	-	7	34	5	-	-	28996	
76	61	112	37	55	52	1	2	16	221	33	45	6	111	2	3	28999	
13 100	14 111	12 672	1 420	5 901	30 292	11 174	155	6 667	39 636	3 972	15 749	18 318	11 978	7 894	106 29		
5 003	5 569	9 287	1 277	5 709	21 925	10 828	58	6 572	34 314	3 818	15 213	15 457	9 468	7 598	26 291		
4 651	5 536	8 974	1 262	5 498	21 038	10 814	49	6 495	33 735	3 748	15 057	15 460	9 387	7 554	9 2911		
1 972	3 920	4 632	1 031	3 748	13 134	5 793	16	4 878	21 737	2 284	11 831	9 118	5 116	6 632	1 29111		
30	19	18	-	-	155	-	-	13	603	-	15	42	5	-	-	29112	
1 118	800	2 870	42	987	4 475	4 466	-	1 180	6 051	1 191	2 054	1 682	3 364	6 678	-	29113	
23	56	322	103	62	734	18	21	23	374	51	318	144	105	164	8	29114	
2	7	3	1	16	16	(Z)	2	8	68	13	(Z)	2	1	11	-	29115	
701	76	518	3	9	294	46	1	56	1 567	195	222	858	439	35	-	29116	
546	651	504	13	675	1 813	485	-	334	1 683	-	397	229	359	-	-	29117	
259	7	106	69	2	416	6	8	3	1 653	13	219	3 385	(Z)	35	-	29119	
351	32	314	33	211	886	15	9	77	583	70	161	-	80	44	16	29121	
6 222	191	225	109	137	5 521	373	86	110	888	146	426	4 232	3 210	117	54	295	
7 337	13	24	5	4	6 688	280	43	(Z)	485	2	351	1 730	3 855	(Z)	-	29511	
67	171	216	108	134	330	29	33	95	536	140	135	206	286	61	36	2952	
6	12	20	8	14	8	2	(Z)	-	12	31	17	3	11	1	6	29522	
48	145	148	96	95	205	17	26	79	315	86	73	69	206	46	31	29523	
-	-	-	-	-	-	(Z)	-	-	63	-	-	11	-	-	-	-	29529
1 839	8 507	3 188	50	86	3 173	4	16	46	4 919	3	308	252	133	20	(Z)	2991	
10	27	3	1	3	7	-	-	2	10	-	-	-	-	12	(Z)	29911	
6	206	90	6	67	63	3	16	35	342	3	294	31	20	2	(Z)	29912	
31	2 109	8	-	-	290	1	-	10	2 075	-	10	221	113	5	-	29913	
1 652	4 894	3 059	43	16	2 814	-	-	-	2 486	-	1	-	-	-	-	29914	
141	1 272	27	-	-	-	-	-	-	6	-	3	-	-	-	-	29919	
252	139	724	341	396	1 191	216	120	121	883	142	288	330	307	145	58 30		
57	29	259	89	76	345	119	2	15	101	39	108	183	59	42	17	3011	
56	27	234	88	68	341	105	2	14	82	36	105	171	55	42	14	30111	
(Z)	(Z)	9	1	4	3	(Z)	-	(Z)	9	1	3	2	2	1	(Z)	30114	
1	2	12	(Z)	4	1	9	-	-	10	2	3	9	2	(Z)	3	30115	
(Z)	(Z)	5	(Z)	(Z)	(Z)	5	1	(Z)	(Z)	1	(Z)	(Z)	-	(Z)	-	30119	
2	(Z)	1	(Z)	(Z)	3	(Z)	1	(Z)	3	(Z)	(Z)	3	(Z)	4	(Z)	3021	
(Z)	(Z)	2	(Z)	(Z)	3	(Z)	(Z)	(Z)	1	(Z)	(Z)	2	(Z)	4	(Z)	30212	
1	(Z)	-	(Z)	-	(Z)	-	(Z)	-	3	-	-	(Z)	(Z)	(Z)	-	30311	
3	10	18	-	4	6	-	-	(Z)	-	-	(Z)	8	-	-	-	3041	
(Z)	(Z)	22	110	16	45	12	3	12	31	6	13	10	7	10	1	30411	
45	2	97	10	33	204	13	43	10	50	13	27	24	25	10	2	3061	
(Z)	(Z)	22	(Z)	(Z)	17	1	1	(Z)	1	(Z)	9	8	1	4	(Z)	30613	
2	(Z)	8	1	(Z)	12	1	-	(Z)	3	(Z)	(Z)	4	(Z)	2	(Z)	30614	
43	2	67	9	33	175	11	42	10	45	12	18	13	24	4	2	30618	
145	102	321	140	261	578	67	74	84	688	85	144	86	226	80	39	3071	
2	7	2	(Z)	12	8	-	-	2	9	(Z)	(Z)	3	11	19	4	30711	
21	(Z)	14	3	13	241	(Z)	(Z)	1	225	1	29	26	1	(Z)	1	30713	
26	26	155	63	62	56	3	5	6	57	23	59	12	68	3	14	30714	
21	(Z)	16	15	107	24	5	16	38	159	1	5	16	34	9	(Z)	30718	
35	7	88	6	8	147	9	33	35	167	37	18	19	94	6	14	30719	
3	11	5	19	18	11	1	26	9	69	62	91	9	20	6	3	31	
(Z)	(Z)	(Z)	(Z)	2	1	(Z)	13	(Z)	39	61	3	(Z)	(Z)	(Z)	(Z)	31111	
(Z)	(Z)	-	-	(Z)	(Z)	(Z)	-	-	(Z)	-	(Z)	-	(Z)	(Z)	-	31211	
(Z)	6	-	(Z)	4	1	(Z)	1	-	4	1	26	(Z)	(Z)	1	(Z)	31311	
1	3	2	17	9	5	1	9	7	16	1	52	6	3	2	1	314	
(Z)	3	2	16	9	5	1	3	8	16	1	54	6	3	1	1	31411	
(Z)	(Z)	(Z)	1	(Z)	1	(Z)	(Z)	(Z)	1	(Z)	1	(Z)	(Z)	1	(Z)	31421	
(Z)	(Z)	(Z)	(Z)	(Z)	(Z)	(Z)	(Z)	(Z)	(Z)	(Z)	(Z)	(Z)	(Z)	(Z)	(Z)	31511	
2	1	2	1	2	2	(Z)	1	1	12	3	9	1	17	1	2	31611	
(Z)	(Z)	(Z)	(Z)	(Z)	(Z)	(Z)	(Z)	(Z)	1	(Z)	(Z)	1	1	(Z)	(Z)	31999	
15 043	4 770	15 554	2 947	3 385	7 884	4 746	231	1 531	14 882	13 247	8 495	4 781	14 263	10 107	8 049	32	
169	77	56	72	75	538	21	16	8	109	14	66	51	83	46	6	3211	
7	3	11	2	8	31	2	2	2	34	1	3	2	5	4	1	32111	
5	60	2	6	14	172	-	-	-	27	3	4	1	9	18	(Z)	32112	
1	11	27	6	9	227	19	9	2	15	8	55	36	10	13	1	32113	
156	2	16	58	45	108	(Z)	5	3	32	1	4	12	59	11	3	32119	
315	96	161	170	339	775	57	39	135	522	136	264	78	65	353	72	322	
289	78	65	148	300	728	49	30	126	426	132	252	58	32	305	62	3221	
13	1	2	22	6	16	7	-	(Z)	2	1	8	(Z)	(Z)	2	-	32211	
274	77	63	125	293	713	43	30	126	424	132	245	58	31	303	62	32212	
2	-	-	(Z)	1	-	-	-	-	1	-	(Z)	(Z)	(Z)	-	-	32219	
26	18	100	22	40	57	6	9	11	109	5	15	20	32	44	5	3229	
2	4	17	2	18	13	(Z)	3	8	32	(Z)	6	11	14	3	3	32291	
13	(Z)	56	1	2	1	-	(Z)	1	1	-	(Z)	(Z)	(Z)	2	(Z)	32292	
3	1	6	2	6	17	6	1	2	27	1	4	7	2	(Z)	-	32293	
1	4	7	(Z)	13	7	(Z)	2	(Z)	1	1	3	1	3	2	2	32294	
2	-	-	14	-	3	-	(Z)	-	29	-	-	-	(Z)	-	-	32296	
5	2	14	2	(Z)	15	(Z)	3	(Z)	10	2	1	1	12	15	(Z)	32299	
208	651	2 268	124	773	2 672	164	-	242	2 673	307	1 298	1 025	214	706	1 017	3241	
206	649	2 226	124	768	2 672	164	-	242	2 643	307	-	1 024	214	691	1 010	32411	
2	2	42	-	5	(Z)	-	-	-	30	-	1 298	1	-	15	7	32412	
223	680	806	129	322	923	70	43	248	1 694	116	104	46	195	635	473	325	
48	66	338	77	156	526	56	5	155	1 004	52	27	24	10	406	496	3251	
47	64	330	75	155	519	56	5	155	998	52	27	24	10	396	496	32511	
8	5	12	4	5	13	(Z)	4	4	7	8	7	7	4	9	7	32531	
186	587	513	47	181	486	10	14	115	520	20	53	20	206	273	5	3255	
135	432	268	15	122	216	10	9	4	365	14	36	15	13	159	5	32551	
50	155	245	32	59	270	(Z)	5	111	155	6	17	4	192	113	-	32552	
9	51	44	9	12	21	(Z)	10	10	47	10	16	3	8	7	2	3259	
7	11	23	3	10	14	(Z)	10	10	35	10	12	3	7	7	1	32591	
-	(Z)	(Z)	(Z)	(Z)	(Z)	(Z)	(Z)	(Z)	2	-	-	-	(Z)	-	-	32594	
2	40	21	6	2	6	(Z)	(Z)	(Z)	8	-	1	-	2	-	-	32599	
12	13	22	14	13	54	3	7	12	62	6	20	5	13	13	5	326	
4	3	3	2	5	10	2	3	2	22	2	2	3	3	3	3	32611	



TABLE 6. SHIPMENTS BY MANUFACTURING ESTABLISHMENTS--COMMODITIES BY PRODUCTION AREA OF DESTINATION: 1977--CON.

TCC CODE	COMMODITY	SOUTH ATLANTIC--CON.						EAST SOUTH CENTRAL			
		PA 5-3 (NORF- RICH)	PA 5-4 (GBORO W.S.)	PA 5-5 (CHAR)	PA 5-6 (ATLA)	PA 5-7 (OAYT- TAMPA)	PA 5-8 (MIAMI)	PA 6-1 (LVLE)	PA 6-2 (NASH)	PA 6-3 (MEMP)	PA 6-4 (BIRM)
28994	FATTY ACIDS . . . . .	-	(2)	7	13	17	(2)	5	-	199	-
28995	WATER TREATING COMPOUNDS . . . . .	1	2	-	(2)	123	(2)	-	-	-	-
28996	BLACKS . . . . .	-	1	25	3	-	2	(2)	19	17	84
28999	CHEMICAL PRODUCTS, NEC, EXC. SEALANTS . . . . .	92	8	9	76	68	4	20	6	15	5
29	PETROLEUM AND COAL PRODUCTS . . . . .	1 975	971	1 069	5 196	15 199	5 582	3 339	1 169	8 964	3 025
291	PRODUCTS OF PETROLEUM REFINING . . . . .	931	203	776	527	12 602	5 513	3 279	1 136	8 692	2 456
2911	PETROLEUM REFINING PRODUCTS . . . . .	931	191	756	466	12 565	5 316	3 196	1 082	8 455	2 456
29111	GASOLINE AND JET FUELS . . . . .	512	140	672	179	11 699	4 049	2 805	620	5 323	895
29112	KEROSENE . . . . .	-	-	-	-	-	-	8	-	10	-
29113	DISTILLATE FUEL OIL . . . . .	6	-	22	-	778	1 007	269	133	785	377
29114	PETROLEUM LUBRICATING AND SIMILAR OILS . . . . .	25	27	28	44	10	43	106	26	33	36
29115	PETROLEUM LUBRICATING GREASES . . . . .	-	(2)	3	(2)	-	1	2	1	1	1
29116	ASPHALT BITUMENS AND TARS FROM PETROLEUM . . . . .	385	(2)	6	199	-	-	(2)	-	639	532
29117	PETROLEUM RESIDUAL FUEL OILS . . . . .	-	-	29	70	-	-	-	298	1 637	589
29119	PETROLEUM REFINING PRODUCTS, NEC . . . . .	4	23	24	15	9	218	6	4	27	26
29121	LIQUEFIED PETROLEUM AND COAL GASES * . . . . .	-	12	19	64	37	202	83	54	239	-
295	ASPHALT PAVING AND ROOFING MATERIALS . . . . .	136	101	193	3 639	2 293	58	54	21	36	69
29511	ASPHALT PAVING BLOCKS AND MIXTURES * . . . . .	97	63	-	5 135	3 043	-	(2)	-	-	(2)
2952	ASPHALT FELTS AND COATINGS . . . . .	32	30	166	182	257	62	54	33	36	64
29522	ASPHALT AND TAR CEMENTS AND COATINGS . . . . .	(2)	(2)	26	45	23	32	19	(2)	(2)	1
29523	ASPHALT SHEATHINGS, SHINGLES, AND SLICINGS . . . . .	29	26	121	120	194	-	31	24	28	33
29529	ASPHALT FELTS AND COATINGS, NEC . . . . .	-	-	-	-	-	-	-	-	-	-
2991	MISCELLANEOUS PETROLEUM AND COAL PRODUCTS * . . . . .	144	79	3	16	25	5	20	25	62	20
29911	COAL AND COKE BRIQUETTES, ANTHRACITE CULM . . . . .	1	4	3	(2)	-	-	-	-	-	-
29912	LUBRICANTS AND SIMILAR COMPOUNDS, OTHER THAN PETROLEUM . . . . .	1	75	(2)	15	7	(2)	9	17	28	6
29913	PETROLEUM COKE, EXC. BRIQUETTES . . . . .	141	-	-	-	-	-	-	8	-	14
29914	COKE PRODUCED FROM COAL, EXC. BRIQUETTES . . . . .	-	-	-	-	18	-	12	-	33	-
29919	PETROLEUM AND COAL PRODUCTS, NEC . . . . .	(2)	-	-	-	-	5	-	-	-	-
30	RUBBER AND MISCELLANEOUS PLASTICS PRODUCTS . . . . .	114	175	145	330	309	297	153	203	312	108
3011	TIRES AND INNER TUBES * . . . . .	30	14	26	139	20	20	86	18	160	67
30111	PNEUMATIC TIRES . . . . .	29	12	25	129	19	18	84	15	157	58
30114	INNER TUBES . . . . .	1	1	2	9	(2)	1	1	(2)	2	2
30115	TREAD RUBBER, TIRE SUNRISES, AND REPAIR MATERIALS . . . . .	-	1	-	1	(2)	-	(2)	3	(2)	7
30119	TIRES AND RELATED PRODUCTS, NEC . . . . .	(2)	-	1	-	1	(2)	-	-	1	(2)
3021	RUBBER AND PLASTICS FOOTWEAR * . . . . .	(2)	(2)	2	2	2	3	(2)	(2)	(2)	(2)
30211	FOOTWEAR, RUBBER AND RUBBER SOLE FABRIC . . . . .	(2)	(2)	2	1	1	1	(2)	(2)	(2)	(2)
30212	PLASTICS FOOTWEAR . . . . .	(2)	-	(2)	1	1	2	(2)	(2)	(2)	(2)
30311	RECLAIMED RUBBER * . . . . .	7	-	-	-	-	-	(2)	-	-	2
3041	RUBBER AND PLASTICS HOSE AND BELTING * . . . . .	7	2	2	15	1	1	2	4	3	19
30411	RUBBER AND PLASTICS BELTS AND BELTING . . . . .	6	(2)	(2)	1	1	(2)	1	3	1	14
30412	RUBBER AND PLASTICS HOSE . . . . .	1	2	2	14	1	1	2	(2)	2	4
3061	MISCELLANEOUS FABRICATED RUBBER PRODUCTS * . . . . .	8	23	3	47	10	30	32	164	2	5
30613	SPONGE AND FOAM RUBBER GOODS . . . . .	(2)	18	(2)	7	7	(2)	9	(2)	-	(2)
30614	RUBBER FLOOR AND WALL COVERINGS . . . . .	5	-	1	3	(2)	1	(2)	(2)	2	3
30618	FABRICATED RUBBER PRODUCTS, NEC . . . . .	3	5	2	37	3	29	22	163	1	3
3071	MISCELLANEOUS PLASTICS PRODUCTS * . . . . .	70	151	108	112	317	273	39	24	136	14
30711	PLASTICS DINNERWARE AND HOUSEWARES . . . . .	1	(2)	(2)	(2)	46	18	(2)	(2)	1	(2)
30713	INDUSTRIAL (MOLEO) PLASTICS PRODUCTS . . . . .	2	5	1	(2)	2	1	(2)	(2)	(2)	(2)
30714	UNSUPPORTED VINYL AND POLYETHYLENE FILM . . . . .	31	33	23	30	35	58	22	21	68	4
30718	PLASTICS PACKAGING AND SHIPPING CONTAINERS . . . . .	29	(2)	12	3	1	(2)	2	(2)	(2)	(2)
30719	FABRICATED PLASTICS PRODUCTS, NEC . . . . .	5	108	23	69	15	16	8	1	22	1
31	LEATHER AND LEATHER PRODUCTS . . . . .	4	5	8	11	2	9	3	48	9	5
31111	LEATHER, FINISHED AND TANNED * . . . . .	-	(2)	(2)	(2)	-	(2)	-	9	-	(2)
31211	INDUSTRIAL LEATHER BELTING * . . . . .	-	(2)	(2)	(2)	-	-	-	-	-	-
31311	BOOT AND SHOE CUT STOCK, ALL MATERIALS * . . . . .	-	3	1	(2)	-	(2)	-	8	(2)	-
314	FOOTWEAR, LEATHER, AND SIMILAR MATERIALS . . . . .	2	(2)	3	7	1	3	2	31	3	4
31411	FOOTWEAR, LEATHER; SIMILAR MAT., EXC. HOUSE SLIPPERS * . . . . .	2	(2)	2	6	1	1	2	32	3	4
31421	HOUSE SLIPPERS * . . . . .	(2)	(2)	1	1	(2)	2	(2)	(2)	(2)	(2)
31511	LEATHER DRESS AND WORK GLOVES AND MITTENS * . . . . .	(2)	(2)	(2)	(2)	(2)	(2)	(2)	(2)	4	(2)
31611	LUGGAGE, HANO BAGS, AND OTHER PERSONAL LEATHER GOODS * . . . . .	1	1	3	4	1	5	1	1	1	(2)
31999	LEATHER GOODS, NEC * . . . . .	(2)	1	1	(2)	(2)	(2)	(2)	(2)	(2)	(2)
32	STONE, CLAY, GLASS, AND CONCRETE PRODUCTS . . . . .	11 028	10 342	1 376	15 807	5 634	1 413	3 671	3 901	1 083	5 799
3211	FLAT GLASS * . . . . .	61	67	12	118	20	35	11	156	13	3
32111	SHEET (WINDOW) GLASS . . . . .	5	2	4	4	4	(2)	(2)	3	2	1
32112	PLATE GLASS . . . . .	51	14	2	15	4	11	-	3	3	-
32113	LAMINATED AND SAFETY GLASS . . . . .	3	1	2	3	18	8	(2)	1	1	(2)
32119	FLAT GLASS, NEC . . . . .	3	50	5	86	8	5	3	149	6	2
322	GLASS AND GLASSWARE, PRESSED AND BLOWN . . . . .	103	62	72	193	169	99	340	19	176	96
3221	GLASS CONTAINERS . . . . .	94	56	165	133	74	338	12	298	87	87
32211	GLASS CONTAINERS, GLASS CAPS AND COVERS . . . . .	8	8	9	61	23	1	(2)	(2)	(2)	11
32212	GLASS BOTTLES . . . . .	86	42	47	104	110	72	338	12	293	76
32219	GLASS CONTAINERS, NEC . . . . .	-	-	1	-	-	1	-	(2)	5	-
3229	GLASS AND GLASSWARE, BLOWN AND PRESSED, NEC . . . . .	9	10	15	25	32	24	7	5	9	3
32291	ART, KITCHEN, NOVELTY, AND TABLE GLASSWARE . . . . .	4	3	(2)	21	14	2	4	1	2	(2)
32292	LIGHTING GLASSWARE . . . . .	(2)	(2)	-	(2)	1	-	-	(2)	-	-
32293	GLASS FIBER . . . . .	1	2	14	2	8	2	4	7	2	2
32294	GLASS MIRRORS . . . . .	1	1	(2)	1	(2)	12	(2)	(2)	-	1
32296	ELECTRONIC GLASSWARE . . . . .	-	-	-	-	-	-	-	-	-	-
32299	GLASS AND GLASSWARE, BLOWN AND PRESSED, NEC . . . . .	3	4	(2)	1	9	1	-	(2)	1	-
3241	HYDRAULIC CEMENT * . . . . .	519	423	612	812	1 299	262	530	542	209	1 817
32411	HYDRAULIC CEMENT: PORTLAND, NATURAL, MASONRY, POZZOLAN . . . . .	182	423	612	811	1 299	259	530	5	54	636
32412	READY-MIX CONCRETE, ORY . . . . .	336	-	(2)	1	-	2	-	538	155	1 181
325	STRUCTURAL CLAY PRODUCTS . . . . .	192	504	498	271	77	15	127	174	225	821
3251	BRICK AND STRUCTURAL CLAY TILE . . . . .	171	509	488	222	22	(2)	139	16	218	897
32511	BRICK AND BLOCKS, CLAY AND SHALE . . . . .	171	508	487	216	22	(2)	139	16	218	897
32531	CERAMIC WALL AND FLOOR TILE * . . . . .	12	6	3	11	11	7	7	7	2	3
3255	REFRACTORIES, CLAY AND NONCLAY . . . . .	12	7	12	11	35	(2)	9	193	9	146
32551	CLAY REFRACTORIES . . . . .	4	3	7	8	22	(2)	5	9	9	63
32552	NONCLAY REFRACTORIES . . . . .	8	4	5	3	13	(2)	4	184	(2)	83
3259	MISCELLANEOUS STRUCTURAL CLAY PRODUCTS . . . . .	4	3	8	34	12	7	6	3	3	7
32591	CLAY CONDUIT, CULVERTS, PIPE, AND FITTINGS . . . . .	4	2	7	33	7	6	6	3	3	6
32594	CLAY ROOFING TILE . . . . .	1	-	(2)	1	4	1	-	-	-	(2)
32599	STRUCTURAL CLAY PRODUCTS, NEC . . . . .	1	(2)	1	-	(2)	-	-	-	-	-
326	POTTERY AND RELATED PRODUCTS . . . . .	12	10	3	12	11	16	6	6	9	9
32611	VITREOUS CHINA PLUMBING FIXTURES * . . . . .	2	8	2	7	8	11	3	5	3	7

TONS (THOUSANDS) SHIPPED BY PRODUCTION AREA OF DESTINATION--CON.

WEST SOUTH CENTRAL															MOUNTAIN				PACIFIC					NON PRODUCTION AREA	DESTINATION UNKNOWN	TCC CODE
PA 7-1 (N.ORL)	PA 7-2 (HOUS)	PA 7-3 (AUST)	PA 7-4 (OALL)	PA 7-5 (TULS)	PA 8-1 (DENV)	PA 8-2 (SALT LAKE)	PA 8-3 (PHNX)	PA 9-1 (SETL)	PA 9-2 (PORT)	PA 9-3 (SANF)	PA 9-4 (SACR)	PA 9-5 (LOSA)	PA 9-6 (SAN DIEGO)													
11	888	-	1	1	-	-	-	-	3	24	(Z)	67	(Z)	1 053	1	28994										
(Z)	12	-	-	67	(Z)	(Z)	-	-	1	-	-	(Z)	-	147	5	28995										
83	107	(Z)	9	38	12	-	-	1	-	3	-	-	-	1 404	(Z)	28996										
101	532	2	77	9	7	2	3	3	(Z)	44	16	135	(Z)	1 322	60	28999										
75 167	123 839	8 846	3 875	14 489	5 678	746	1 605	7 035	6 757	29 041	6 691	72 732	5 560	279 603	17 883	29										
66 146	111 999	8 061	3 686	10 021	6 361	743	1 559	3 723	6 637	24 745	4 780	61 830	5 670	213 731	16 444	291										
61 037	108 591	8 043	3 686	9 631	6 362	741	1 556	3 707	6 604	24 739	4 704	61 270	5 667	202 422	13 989	2911										
25 772	63 618	6 657	220	7 548	5 379	404	253	1 750	5 070	10 945	3 496	30 179	4 282	91 637	1 716	29111										
631	2 412	9	-	-	-	-	-	-	-	-	(Z)	227	-	284	1 096	29112										
12 807	25 344	1 291	2 027	1 842	739	267	277	1 595	1 371	4 455	524	16 725	691	46 956	902	29113										
1 914	1 202	38	85	48	111	9	9	73	50	110	14	1 005	4	2 824	9	29114										
81	78	6	(Z)	4	(Z)	-	2	1	7	5	6	8	(Z)	258	3	29115										
14 139	272	24	62	79	3	59	908	36	85	2 199	496	3 346	381	10 858	923	29116										
5 104	4 669	(Z)	(Z)	56	-	-	82	243	16	6 855	13	9 244	303	42 097	8 513	29117										
589	10 995	17	1 292	54	130	-	-	10	5	170	155	537	8	7 508	827	29119										
5 170	3 436	20	-	390	-	2	3	15	34	44	76	572	2	11 360	2 483	29121										
426	472	758	166	4 337	52	24	50	3 218	89	4 196	2 009	4 354	19	48 259	82	295										
245	9	664	7	2 988	-	-	-	3 175	3	3 904	1 952	3 883	-	51 767	61	29511										
257	448	130	149	117	50	24	48	69	85	293	63	495	19	4 251	8	2952										
1	3	7	1	9	2	(Z)	-	22	8	1	(Z)	11	1	333	1	29522										
211	395	106	117	90	8	21	42	42	66	147	45	418	10	3 191	-	29523										
20	-	-	-	-	-	-	-	-	-	-	-	-	-	166	-	29529										
8 558	10 960	27	30	56	2	118	34	109	147	573	17	8 152	(Z)	11 690	1 106	2991										
-	-	-	-	14	-	14	-	88	-	43	-	2	-	246	-	29911										
400	8 180	27	11	17	2	-	-	1	78	164	17	355	(Z)	4 542	297	29912										
8 148	2 780	-	19	24	-	-	26	20	65	328	-	7 722	-	4 845	602	29913										
1	-	-	-	-	-	100	3	-	-	38	-	73	-	2 044	-	29914										
11	-	-	-	-	-	3	8	-	3	-	-	(Z)	-	13	(Z)	29919										
146	178	101	424	98	100	52	174	73	86	342	15	797	31	5 118	351	30										
22	70	15	180	28	36	25	14	44	40	77	1	202	17	1 305	299	3011										
19	52	14	176	22	32	22	14	40	39	69	1	182	8	980	295	30111										
2	2	1	2	1	1	1	(Z)	2	(Z)	1	-	2	-	52	1	30114										
(Z)	(Z)	(Z)	(Z)	(Z)	(Z)	(Z)	(Z)	(Z)	(Z)	(Z)	(Z)	(Z)	(Z)	264	3	30115										
(Z)	1	(Z)	(Z)	(Z)	(Z)	(Z)	(Z)	(Z)	(Z)	(Z)	1	1	7	10	(Z)	30119										
(Z)	1	(Z)	(Z)	(Z)	(Z)	(Z)	(Z)	(Z)	(Z)	(Z)	1	1	4	30	(Z)	3021										
(Z)	-	(Z)	(Z)	(Z)	(Z)	(Z)	(Z)	(Z)	(Z)	(Z)	-	3	(Z)	22	(Z)	30211										
-	-	-	-	3	(Z)	-	-	-	-	(Z)	-	7	-	8	-	30212										
7	19	6	33	2	32	22	47	2	6	5	(Z)	20	(Z)	38	-	30311										
2	1	3	(Z)	(Z)	1	21	45	(Z)	1	4	(Z)	1	(Z)	237	17	3041										
6	18	3	32	2	30	1	2	2	6	1	(Z)	19	(Z)	120	5	30411										
11	11	2	18	2	8	2	(Z)	2	2	28	4	80	(Z)	117	12	30412										
(Z)	(Z)	1	(Z)	(Z)	(Z)	-	-	(Z)	(Z)	6	-	1	(Z)	508	16	3061										
1	1	(Z)	4	(Z)	6	1	-	(Z)	-	16	2	16	(Z)	158	3	30613										
10	10	1	14	2	1	1	(Z)	2	2	6	2	63	(Z)	312	10	30618										
100	80	79	206	54	22	4	118	19	27	233	9	492	14	3 003	18	3071										
2	12	4	13	5	1	(Z)	(Z)	2	1	3	(Z)	5	(Z)	87	2	30711										
(Z)	8	4	46	3	1	(Z)	1	(Z)	(Z)	89	(Z)	138	7	247	-	30713										
34	14	(Z)	37	11	1	(Z)	19	1	(Z)	30	1	68	-	431	-	30714										
1	2	(Z)	26	2	1	(Z)	(Z)	(Z)	3	30	1	24	4	324	(Z)	30718										
31	2	23	49	17	2	2	97	10	22	76	5	224	1	972	-	30719										
5	6	3	10	3	12	3	2	12	1	26	7	33	6	561	33	31										
(Z)	(Z)	(Z)	1	-	-	-	(Z)	(Z)	-	3	(Z)	7	5	93	23	31111										
-	-	(Z)	(Z)	-	-	-	-	-	-	-	-	-	-	(Z)	-	31211										
2	3	1	3	1	2	1	(Z)	5	1	13	2	6	1	178	7	31311										
2	3	1	2	1	2	1	(Z)	6	1	11	2	5	1	217	(Z)	314										
(Z)	(Z)	(Z)	(Z)	(Z)	(Z)	(Z)	(Z)	(Z)	(Z)	(Z)	1	1	(Z)	202	(Z)	31411										
(Z)	(Z)	(Z)	(Z)	(Z)	(Z)	(Z)	(Z)	(Z)	(Z)	(Z)	(Z)	(Z)	(Z)	5	(Z)	31421										
2	2	1	4	2	6	1	1	5	1	7	4	18	1	59	5	31511										
(Z)	(Z)	(Z)	1	(Z)	(Z)	(Z)	(Z)	(Z)	(Z)	(Z)	(Z)	2	(Z)	9	4	31611										
7 838	17 025	3 030	25 212	4 189	10 970	2 216	2 900	2 818	6 500	15 108	1 508	8 813	44 845	261 607	4 319	32										
15	44	13	54	23	52	13	21	67	34	69	5	172	8	1 309	353	3211										
2	2	(Z)	3	5	7	7	8	15	17	12	-	63	5	174	2	32111										
7	25	7	18	8	4	4	7	12	12	43	4	64	2	489	-	32112										
5	4	8	(Z)	3	1	1	7	7	8	1	6	(Z)	113	(Z)	32113											
1	12	6	25	10	39	1	5	32	4	6	(Z)	38	(Z)	532	351	32119										
296	147	73	425	85	22	26	27	138	42	1 409	249	584	15	3 870	49	322										
233	113	56	332	66	11	19	14	93	28	1 481	249	473	(Z)	3 192	35	3221										
9	21	-	7	(Z)	-	3	-	15	5	48	30	301	(Z)	450	32	32211										
177	90	56	326	66	11	16	14	77	23	1 432	105	163	-	2 677	3	32212										
47	1	(Z)	(Z)	-	-	(Z)	-	(Z)	-	1	113	9	(Z)	65	-	32219										
21	21	13	49	18	11	7	14	42	15	57	2	117	15	733	15	3229										
4	1	2	8	13	3	1	3	12	10	17	2	48	1	202	5	32291										
(Z)	(Z)	-	1	-	(Z)	-	-	(Z)	(Z)	(Z)	-	5	-	13	-	32292										
8	4	8	13	3	2	6	5	29	1	34	(Z)	33	11	308	(Z)	32293										
8	4	2	15	1	6	(Z)	4	(Z)	(Z)	4	(Z)	(Z)	(Z)	47	7	32294										
-	-	-	(Z)	-	-	-	-	-	3	(Z)	-	(Z)	2	62	-	32296										
1	11	-	3	1	1	(Z)	1	(Z)	(Z)	3	(Z)	31	(Z)	100	2	32299										
2 510	3 167	533	1 382	402	1 552	15	1 610	530	310	11 476	901	3 383	634	33 470	245	3241										
2 506	3 131	533	1 309	397	1 552	10	1 610	530	300	4 966	815	3 377	634	30 936	245	32411										
4	36	-	73	6	-	6	-	1	10	6 510	86	6	-	-	-	32412										
428	399	76	566	52	486	113	129	14	10	73	28	274	80	10 251	36	325										
363	282	58	560	11	397	59	17	-	(Z)	2	-	15	24	7 590	5	3251										
362	282	48	560	11	397	59	17	-	(Z)	2	-	15	24	7 548	5	32511										
2	9	5	9	3	3	13	10	7	2	16	2	33	7	130	12	32531										
70	122	7	11	15	1	14	(Z)	7	(Z)	9	15	4	14	5	2 014	9	3255									
69	53	4	9	13	(Z)	6	(Z)	(Z)	(Z)	4	11	4	10	5	1 292	1	32551									
1	69	3	2	2	1	8	-	7	-	4	(Z)	4	-	721	8	32552										
10	14	9	33	23	(Z)	9	73	(Z)	-	30	15	149	34	848	-	3259										
10	14	7	31	20	-	9	59	-	-	18	13	81	7	548	-	32591										
-	-	2	1	-	(Z)	-	14	-	-	12	2	66	28	15	-	32594										
-	(Z)	-	-	3	-	1	-	(Z)	-	-	-	3	-	107	-	32599										
7	15	7	17	7	11	6	3	9	14	33	10	44	3	368	12	326										
3	10	7	7	8	8	6	2	3	9	11	8	21	2	196	1	32611										



TABLE 6. SHIPMENTS BY MANUFACTURING ESTABLISHMENTS--COMMODITIES BY PRODUCTION AREA OF DESTINATION: 1977--CON.

TCC CODE	COMMODITY	TOTAL TONS SHIPPED (THOU- SANDS)	TONS (THOUSANDS) SHIPPED BY PRODUCTION AREA OF DESTINATION									
			NEW ENGLAND					MIDDLE ATLANTIC				
			PA 1-1 (BOST)	PA 1-2 (HART)	PA 2-1 (NYNJ)	PA 2-2 (N.NJ)	PA 2-3 (PHIL)	PA 2-4 (HARR)	PA 2-5 (ALLN)	PA 2-6 (N.PA)	PA 2-7 (SYRA)	
32621	VITREOUS CHINA KITCHEN AND TABLE ARTICLES *	133	2	3	12	1	1	1	1	(Z)	(Z)	
32641	PORCELAIN ELECTRICAL SUPPLIES *	219	6	(Z)	2	1	7	(Z)	2	2	(Z)	
32699	POTTERY PRODUCTS, NEC *	195	2	5	6	6	5	1	(Z)	1	1	
327	CONCRETE, GYPSUM, AND PLASTER PRODUCTS	453 855	2 201	1 001	1 242	1 999	16 159	342	396	683	3 107	
3271	CONCRETE PRODUCTS	73 191	1 640	150	25	2 341	1 312	216	154	640	782	
32711	CONCRETE BRICK AND BLOCKS	37 006	-	2	12	283	867	216	154	575	782	
32714	CONCRETE CONDUIT, CULVERTS AND DRAINS	20 904	10	148	14	2 057	445	-	-	65	-	
32715	CONCRETE STRUCTURAL SHAPES, REINFORCED	8 348	-	-	-	-	-	(Z)	-	-	-	
32719	CONCRETE PRODUCTS, NEC	6 072	1 631	-	-	-	-	-	-	-	(Z)	
32731	READY-MIX CONCRETE, WET *	355 254	237	529	-	-	13 901	-	176	-	2 031	
32741	LIME AND LIME PLASTER *	14 146	117	213	608	79	250	14	21	13	137	
3275	GYPSUM PRODUCTS	14 416	178	109	578	178	175	77	25	44	40	
32751	GYPSUM LATH	112	-	-	2	-	5	-	-	-	-	
32752	GYPSUM PLASTER	1 658	38	(Z)	16	24	38	13	5	2	-	
32753	GYPSUM BUILDING MATERIALS	1 784	1	1	16	4	1	-	1	(Z)	2	
32754	GYPSUM WALLBOARD	11 818	134	108	513	150	131	60	20	41	38	
3281	CUT STONE AND STONE PRODUCTS *	11 578	142	22	1 837	34	1 641	4	9	13	45	
32811	CUT GRANITE AND GRANITE PRODUCTS	2 238	19	12	1 756	3	11	4	3	6	15	
32812	CUT LIMESTONE AND LIMESTONE PRODUCTS	7 252	122	11	52	31	1 610	-	6	6	31	
32813	CUT MARBLE AND MARBLE PRODUCTS	259	-	-	(Z)	-	-	-	-	-	-	
32819	CUT STONE AND STONE PRODUCTS, NEC	1 797	(Z)	-	28	-	21	-	-	-	-	
329	ABRASIVES AND ASBESTOS PRODUCTS	56 985	203	85	179	350	4 546	199	74	40	104	
3291	ABRASIVE PRODUCTS	1 401	44	11	8	12	482	12	13	2	28	
32911	NONMETALLIC ARTIFICIAL GRAIN, POWDERS, FLOUR ABRASIVES	513	37	1	(Z)	(Z)	409	(Z)	(Z)	(Z)	4	
32912	NONMETALLIC BONDED ABRASIVE PRODUCTS	464	6	6	3	6	9	2	1	2	22	
32914	METAL ABRASIVES	408	1	5	4	5	63	10	13	-	2	
3292	ASBESTOS PRODUCTS AND ASPHALT FLOOR TILE	1 530	22	19	42	35	15	31	3	2	13	
32921	ASBESTOS FRICTION MATERIAL	162	1	(Z)	1	3	2	(Z)	(Z)	(Z)	(Z)	
32922	ASBESTOS CEMENT PRODUCTS	460	11	3	21	17	8	3	1	2	3	
32923	ASPHALT AND VINYL ASBESTOS FLOOR TILE	511	5	16	17	13	4	25	2	(Z)	8	
32924	ASBESTOS INSULATION	121	(Z)	(Z)	2	-	-	-	-	-	-	
32929	ASBESTOS PRODUCTS, NEC	277	6	(Z)	(Z)	1	1	2	(Z)	(Z)	1	
3293	GASKETS AND PACKING	195	7	4	3	2	9	(Z)	(Z)	3	1	
32931	GASKETS, ALL TYPES	94	(Z)	(Z)	(Z)	(Z)	1	(Z)	(Z)	(Z)	(Z)	
32932	PACKING, ALL TYPES	101	7	4	3	1	7	(Z)	(Z)	3	1	
3295	NONMETALLIC EARTHS AND MINERALS, GROUND OR TREATED	50 822	130	24	107	242	3 699	141	43	33	44	
32951	VERMICULITE, EXFOLIATED, LOOSE	167	-	-	-	-	1	1	2	5	13	
32952	LIGHT WEIGHT AGGREGATES, GROUND	37 468	74	9	55	74	3 421	39	8	1	20	
32953	MAGNESIA AND MAGNESITE, CALCINED, DEAD BURNEO, GROUND	311	-	-	5	5	13	-	3	1	-	
32955	FELOSPAR, GROUND OR OTHERWISE TREATED	370	-	-	-	7	-	-	(Z)	-	-	
32956	CRUSHED AND GROUND UNCALCINED GYPSUM (INCL. GYPSITE)	1 355	-	-	1	2	49	-	-	-	8	
32959	NONMETALLIC MINERALS, GROUND OR TREATED, NEC	10 199	50	14	46	149	208	99	31	26	3	
32961	MINERAL WOOL *	2 747	20	21	18	21	6	7	1	1	10	
3299	MISCELLANEOUS NONMETALLIC MINERAL PRODUCTS	688	(Z)	(Z)	2	3	6	(Z)	1	(Z)	3	
32996	NONMETALLIC MINERAL INSULATING MATERIALS	541	(Z)	(Z)	1	(Z)	(Z)	(Z)	(Z)	(Z)	1	
32999	NONMETALLIC MINERAL PRODUCTS, NEC	146	2	(Z)	1	3	6	(Z)	1	(Z)	2	
33	PRIMARY METAL PRODUCTS	183 741	884	1 051	1 376	1 974	3 922	1 182	1 283	377	726	
331	STEEL WORKS AND ROLLING MILL PRODUCTS	130 195	487	570	662	1 127	2 976	631	1 013	170	375	
3311	BLAST FURNACE AND COKE OVEN PRODUCTS	18 446	-	-	-	-	(Z)	13	-	-	-	
33111	PIG IRON	6 796	-	-	-	-	-	13	-	-	-	
33112	FURNACE SLAG	6 827	-	-	-	-	-	-	-	-	-	
33115	METALIZING PLANT PRODUCTS	338	-	-	-	-	(Z)	-	-	-	-	
3312	PRIMARY IRON AND STEEL PRODUCTS	105 829	437	552	628	1 066	2 807	576	929	163	366	
33121	STEEL INGOT AND SEMIFINISHED SHAPES	13 435	18	(Z)	69	27	289	2	-	(Z)	21	
33122	IRON AND STEEL PLATES	7 879	60	66	22	2	146	55	9	61	36	
33123	IRON AND STEEL SHEET AND STRIP	47 473	180	361	259	471	1 671	229	756	34	231	
33124	IRON AND STEEL BARS, BAR SHAPES, RODS	15 925	63	77	132	181	141	213	27	13	32	
33126	IRON AND STEEL PIPE, TUBES, FITTINGS	12 665	54	21	138	114	145	34	32	14	9	
33127	TIN MILL PRODUCTS	5 532	61	5	5	264	403	18	104	41	22	
33128	RAILWAY TRACK MATERIAL	1 405	-	20	(Z)	4	2	18	-	-	14	
33129	PRIMARY IRON AND STEEL PRODUCTS, NEC	1 515	1	2	3	2	9	6	1	(Z)	(Z)	
3313	FERROALLOYS	2 361	(Z)	8	3	4	48	7	73	(Z)	17	
33131	FERROMANGANESE	735	-	-	-	2	36	(Z)	52	-	-	
33133	FERROSILICON	898	(Z)	8	(Z)	(Z)	4	6	5	(Z)	17	
33139	FERROALLOYS, NEC	337	-	(Z)	2	2	4	(Z)	2	-	(Z)	
3315	STEEL WIRE, NAILS, AND SPIKES	3 248	57	26	36	33	96	23	6	5	3	
33151	NONINSULATED FERROUS WIRE ROPE	485	1	(Z)	6	1	8	(Z)	(Z)	1	1	
33152	STEEL NAILS, SPIKES (EXC. RY.), STAPLES, TACKS, BRADS	601	8	(Z)	2	(Z)	7	8	4	1	(Z)	
33155	STEEL WIRE	2 162	47	26	28	31	82	14	2	4	2	
3321	IRON AND STEEL CASTINGS *	17 882	66	85	117	89	238	324	56	14	70	
33211	IRON AND STEEL CAST PIPE AND FITTINGS	1 624	28	23	54	36	41	21	25	1	5	
33219	IRON AND STEEL CASTINGS, NEC	16 258	38	63	63	52	198	302	31	13	65	
333	NONFERROUS METAL PRIMARY SMELTER PRODUCTS	13 986	36	46	216	152	225	88	149	64	153	
3331	PRIMARY COPPER SMELTER PRODUCTS	3 553	5	14	151	83	30	27	(Z)	(Z)	48	
33311	PRIMARY COPPER PIG, SLAB, INGOTS, ETC.	3 549	5	14	151	83	30	27	(Z)	(Z)	48	
3332	PRIMARY LEAD SMELTER PRODUCTS	2 302	11	5	5	20	41	1	105	37	3	
33321	LEAD PIG, SLAB, INGOTS, BULLION, ETC.	2 095	11	5	5	20	41	1	105	37	3	
33322	LEAD MATTE, SPEISS, AND FLUE DUST	207	-	-	-	-	-	-	-	-	-	
3333	PRIMARY ZINC SMELTER PRODUCTS	927	1	5	-	21	32	-	2	8	6	
33331	ZINC AND ZINC BASE ALLOY SMELTER PRODUCTS	684	1	5	-	9	23	-	2	4	6	
33332	ZINC DROSS, RESIDUES, ASHES, ETC.	243	-	-	-	11	9	-	-	3	-	
3334	PRIMARY ALUMINUM SMELTER PRODUCTS	6 535	17	19	42	25	83	62	30	5	60	
33341	PRIMARY ALUMINUM PIG, SLAB, AND INGOTS	6 317	17	19	42	25	83	62	30	5	60	
33342	ALUMINUM RESIDUES, ETC.	217	-	-	-	-	-	-	-	-	-	
3339	MISCELLANEOUS PRIMARY NONFERROUS METAL PRODUCTS	812	1	(Z)	17	(Z)	47	1	2	(Z)	41	
33391	MAGNESIUM PIG, SLAB, INGOTS, ETC.	233	-	-	(Z)	-	2	-	-	-	5	
33394	NICKEL PIG, SLAB, INGOTS, ETC.	189	1	(Z)	(Z)	-	-	1	(Z)	-	35	
33398	MISCELLANEOUS NONFERROUS METAL RESIDUES	29	-	-	-	-	-	-	-	-	-	
33399	PRIMARY NONFERROUS METAL SLAB, NEC	259	(Z)	(Z)	16	(Z)	44	1	1	(Z)	1	
335	NONFERROUS METAL BASIC SHAPES	13 213	206	218	285	340	269	111	30	112	97	
3351	COPPER, BRASS, AND BRONZE BASIC SHAPES	1 905	55	113	55	45	27	13	21	38	9	
33511	COPPER, BRASS, AND BRONZE RODS AND BARS	870	11	19	23	24	9	3	1	27	1	
33512	COPPER, BRASS, AND BRONZE PLATE AND SHEET	491	32	90	18	16	5	4	14	1	2	
33513	COPPER, BRASS, AND BRONZE PIPE AND TUBE	492	12	2	10	5	10	6	5	5	5	
33519	COPPER, BRASS, AND BRONZE SHAPES, NEC	53	(Z)	3	3	(Z)	3	-	1	6	-	
3352	ALUMINUM AND ALUMINUM ALLOY BASIC SHAPES	5 464	45	54	116	150	108	85	3	37	28	
33521	ALUMINUM PLATE AND SHEET	3 833	19	35	61	104	77	49	2	3	6	
33523	ALUMINUM RODS AND BARS	639	10	11	16	8	11	22	-	(Z)	-	



TONS (THOUSANDS) SHIPPED BY PRODUCTION AREA OF DESTINATION--CON.

M.A.--CON.		EAST NORTH CENTRAL								WEST NORTH CENTRAL				SOUTH ATLANTIC		TCC CODE
PA 2-8 (BUFF)	PA 2-9 (PITT)	PA 3-1 (CLEV)	PA 3-2 (COLU)	PA 3-3 (CINC)	PA 3-4 (OETR)	PA 3-5 (LANS)	PA 3-6 (G.R.)	PA 3-7 (INDP)	PA 3-8 (CHIC)	PA 3-9 (MILW)	PA 4-1 (STLO)	PA 4-2 (K.C.)	PA 4-3 (M.SP)	PA 5-1 (BALT)	PA 5-2 (DC-MD-VA)	
3	2	12	8	1	5	(Z)	(Z)	1	8	1	(Z)	2	3	(Z)	2	32621
4	3	2	1	1	11	(Z)	(Z)	1	17	2	10	(Z)	1	5	1	32641
2	3	3	1	2	10	(Z)	1	4	12	1	3	(Z)	1	2	(Z)	32699
13 921	2 730	1 853	2 292	312	3 085	4 441	90	88	4 378	7 413	7 039	3 234	11 392	7 256	6 417	3271
1 228	1 789	1 281	176	-	2 772	1 037	-	1	2 585	262	177	246	4 744	599	450	32711
1 222	1 564	835	-	-	913	1 037	-	-	-	262	-	1	3 124	540	381	32714
6	-	-	-	-	1 854	-	-	-	1 270	-	(Z)	13	1 620	4	40	32715
-	225	446	-	-	-	-	-	-	1 315	-	25	231	-	-	12	32719
11 949	-	(Z)	176	-	4	-	-	1	1	-	152	-	-	55	17	32731
8	-	-	2 020	-	-	3 156	-	-	-	7 096	7 062	2 815	11 379	6 886	6 096	32741
131	891	893	47	197	251	3	16	10	879	36	675	158	28	247	58	32751
1	93	125	44	115	266	27	70	66	601	100	144	94	404	113	209	32752
(Z)	8	-	-	-	-	-	-	-	1	-	-	-	-	1	-	32753
4	11	21	1	14	50	-	21	1	102	19	45	2	114	10	14	32754
127	2	1	(Z)	(Z)	1	-	(Z)	3	69	1	4	9	(Z)	19	1	32811
50	73	103	43	101	215	27	49	63	428	81	96	82	290	83	193	32812
14	90	1 556	1	3	120	4	-	3	248	3 690	133	361	14	4	2	32813
15	12	3	1	3	13	2	-	1	16	4	1	(Z)	(Z)	4	-	32814
-	(Z)	76	-	-	29	-	-	1	165	3 614	132	357	14	-	-	32815
22	64	3	(Z)	-	21	-	-	-	37	72	-	(Z)	-	-	5	32819
184	1 474	1 474	-	-	58	2	-	-	31	-	-	(Z)	(Z)	-	(Z)	32911
13	383	9 347	113	1 757	359	26	37	980	5 578	81	160	197	1 645	1 194	102	32912
(Z)	17	68	4	8	75	4	3	8	51	16	26	4	109	4	(Z)	32913
10	(Z)	2	(Z)	1	17	-	(Z)	(Z)	4	(Z)	12	(Z)	-	(Z)	(Z)	32914
3	2	35	(Z)	7	22	1	3	2	25	2	8	3	109	3	(Z)	32915
12	15	29	4	-	36	3	(Z)	6	20	8	5	1	-	1	(Z)	32916
(Z)	10	20	7	25	42	4	7	4	22	7	18	15	15	17	16	32921
10	3	3	(Z)	13	14	3	(Z)	(Z)	2	1	7	4	(Z)	2	(Z)	32922
-	1	(Z)	2	(Z)	11	(Z)	4	(Z)	4	(Z)	2	6	2	5	7	32923
-	-	13	4	2	10	(Z)	-	4	13	6	6	4	4	-	3	32924
1	6	(Z)	(Z)	10	7	-	3	-	3	-	4	1	9	(Z)	6	32925
8	1	4	1	(Z)	4	(Z)	(Z)	1	6	(Z)	4	3	(Z)	(Z)	(Z)	32926
3	(Z)	2	(Z)	3	27	2	-	(Z)	2	1	(Z)	2	(Z)	(Z)	(Z)	32927
5	1	1	1	1	9	1	(Z)	1	4	2	4	(Z)	(Z)	(Z)	(Z)	32928
98	353	9 290	99	1 720	153	8	1	967	5 612	4	91	144	1 952	1 155	68	32929
15	-	61	-	3	-	-	-	-	10	-	-	-	-	6	-	32930
24	36	8 881	3	1 596	38	(Z)	1	926	2 446	-	1	1	1 884	1 008	7	32931
18	-	1	-	6	8	-	(Z)	-	14	-	-	-	-	-	-	32932
15	-	17	5	13	6	-	-	-	2	-	-	(Z)	-	(Z)	12	32933
-	-	4	-	15	-	-	-	7	8	2	-	9	-	21	5	32934
24	317	323	91	88	101	6	(Z)	35	3 131	2	90	131	68	121	44	32935
38	37	52	22	35	56	6	22	20	80	41	15	18	15	11	18	32936
20	8	11	(Z)	1	12	(Z)	2	(Z)	12	6	6	3	6	2	2	32937
(Z)	1	4	(Z)	-	8	-	-	-	4	4	(Z)	1	1	(Z)	(Z)	32938
20	8	7	(Z)	1	5	(Z)	2	(Z)	8	2	6	2	5	1	2	32939
2 259	9 975	17 517	1 068	3 658	17 602	1 977	1 003	2 133	22 546	3 099	3 166	910	1 275	2 203	293	33
1 361	9 103	13 169	915	2 747	11 105	1 022	728	1 488	18 788	1 818	2 103	551	966	1 507	214	331
37	5 063	3 570	48	33	122	-	96	16	3 130	104	213	-	40	-	-	3311
-	1 292	915	48	33	94	-	96	16	3 013	104	-	-	40	-	-	33111
-	425	2 635	-	-	-	-	-	-	80	-	-	-	-	-	-	33112
37	-	-	-	-	28	-	-	-	2	-	213	-	-	-	-	33115
1 224	3 594	9 331	831	2 578	10 677	1 028	607	1 426	15 137	1 677	1 807	527	816	1 462	153	3312
60	1 324	3 463	(Z)	5	142	50	(Z)	62	4 031	225	375	9	-	-	-	33121
82	461	346	25	73	35	26	-	89	610	65	87	74	68	217	2	33122
621	979	3 578	547	1 766	8 323	664	523	868	5 969	935	756	88	321	407	35	33123
202	543	1 331	135	195	1 413	220	60	314	3 089	228	198	145	311	120	95	33124
107	199	488	94	70	456	64	11	61	529	92	58	67	100	253	(Z)	33126
133	60	19	-	140	89	-	-	21	600	115	118	140	-	429	-	33127
(Z)	24	15	-	(Z)	92	-	-	(Z)	190	-	151	3	1	21	13	33128
19	4	90	13	329	90	4	14	119	119	16	65	9	8	14	8	33129
52	170	146	7	30	102	5	5	9	250	7	28	9	5	32	59	33130
3	25	15	(Z)	18	(Z)	(Z)	(Z)	(Z)	75	1	8	(Z)	3	1	-	33131
16	42	58	2	10	50	5	3	5	44	5	1	1	1	4	-	33133
18	16	40	2	1	13	-	1	3	104	1	19	(Z)	(Z)	4	59	33139
23	45	155	22	66	197	6	29	43	312	32	38	13	71	23	3	3315
1	10	4	3	4	3	2	3	(Z)	12	2	10	1	1	2	3	33151
2	(Z)	6	4	6	7	-	6	21	43	(Z)	11	8	9	5	(Z)	33152
20	34	145	15	55	186	4	19	22	258	30	17	4	61	16	(Z)	33155
588	255	1 795	42	442	4 691	793	102	365	1 374	280	200	156	93	177	52	3321
12	25	43	10	34	33	10	13	1	42	9	(Z)	35	13	9	51	33211
577	230	1 752	31	407	4 657	783	88	365	1 332	271	200	121	79	168	5	33219
43	201	428	29	136	228	73	91	117	959	161	540	101	108	251	1	333
-	14	38	-	(Z)	37	15	8	11	116	8	16	3	-	211	-	3331
-	14	38	-	(Z)	37	15	8	11	116	8	16	3	-	211	-	33311
18	6	2	-	74	32	-	(Z)	60	117	32	283	83	62	8	-	3332
18	6	2	-	74	32	-	(Z)	60	117	32	283	83	62	8	-	33321
-	-	-	-	-	-	-	-	-	-	-	-	-	-	-	-	33322
9	69	21	2	29	13	1	13	7	111	6	38	7	13	4	1	3333
9	54	18	2	29	13	1	13	7	107	6	38	7	13	4	1	33331
-	15	3	-	-	-	-	-	-	4	-	-	-	-	-	-	33332
21	60	346	27	28	137	58	70	30	506	88	180	1	31	13	-	3334
21	49	335	27	28	137	58	70	30	496	88	180	1	31	13	-	33341
-	12	11	-	-	-	-	-	(Z)	10	-	(Z)	-	-	-	-	33342
(Z)	60	44	1	3	6	1	(Z)	(Z)	43	23	23	-	1	9	(Z)	3339
(Z)	-	5	-	(Z)	(Z)	-	-	-	-	-	14	-	-	-	-	33391
(Z)	52	22	1	(Z)	(Z)	-	-	-	(Z)	(Z)	-	-	-	-	-	33394
(Z)	7	5	-	1	4	-	-	-	1	-	-	-	-	-	-	33398
175	112	1 515	(Z)	1	1	1	(Z)	(Z)	39	23	8	-	(Z)	(Z)	(Z)	33399
67	10	78	59	123	622	24	43	70	720	175	267	90	80	119	34	335
8	1	32	5	10	56	6	13	16	120	20	15	29	26	16	6	3351
50	5	17	(Z)	2	43	1	13	5	59	12	7	25	5	12	-	33511
10	3	28	(Z)	7	11	1	(Z)	5	40	8	4	2	4	3	-	33512
-	(Z)	1	-	1	1	5	(Z)	6	14	(Z)	4	2	14	1	6	33513
80	40	201	44	84	375	14	24	29	345	129	161	29	29	55	3	3352
39	22	164	34	64	302	11	20	19	275	122	139	16	21	43	3	33521
21	1	4	(Z)	4	23	-	-	1	49	2	16	4	(Z)	3	(Z)	33523

TABLE 6. SHIPMENTS BY MANUFACTURING ESTABLISHMENTS--COMMOITIES BY PRODUCTION AREA OF DESTINATION: 1977--CON.

TCC CODE	COMMOITY	TONS (TMDUSANDS) SHIPPED BY PRODUCTION AREA OF DESTINATION--CON.									
		SOUTH ATLANTIC--CDN.					EAST SOUTH CENTRAL				
		PA 5-3 (NORF- RICH)	PA 5-4 (G80R W.S.)	PA 5-5 (CHAR)	PA 5-6 (ATLA)	PA 5-7 (OAYT- TAMPA)	PA 5-8 (MIAMI)	PA 6-1 (LVLE)	PA 6-2 (NASM)	PA 6-3 (MEMP)	PA 6-4 (BIRM)
32621	VITRIFOUS CHINA KITCHEN AND TABLE ARTICLES *	6	(Z)	(Z)	1	1	3	(Z)	1	2	(Z)
32641	PORCELAIN ELECTRICAL SUPPLIES *	3	5	1	7	2	3	1	1	(Z)	3
32699	POTTERY PRODUCTS, NEC *	1	(Z)	(Z)	(Z)	2	1	2	1	3	1
327	CONCRETE, GYPSUM, AND PLASTER PRODUCTS	9 611	9 545	180	15 209	3 822	1 010	238	3 864	108	1 862
3271	CONCRETE PRODUCTS	2 953	288	93	386	2 279	227	7	2 461	-	2 025
32711	CONCRETE BRICK AND BLCKCS.	2 298	-	22	22	644	82	-	916	-	1 267
32714	CONCRETE CONOUIT, CULVERTS AND DRAINS.	603	288	71	364	-	-	-	1 006	-	755
32715	CONCRETE STRUCTURAL SMAPES, REINFORCED	1	-	-	-	409	106	-	539	-	2
32719	CONCRETE PRODUCTS, NEC	52	-	-	-	1 226	39	7	-	-	1
32731	READY-MIX CONCRETE, WET *	7 462	10 106	-	12 588	1 624	413	-	-	-	130
32741	LIME AND LIME PLASTER *	14	2	24	29	65	104	87	19	25	255
3275	GYPSUM PRODUCTS	208	102	46	69	228	306	68	67	31	61
32751	GYPSUM LATH	-	-	-	-	24	26	-	-	-	-
32752	GYPSUM PLASTER	28	8	-	10	(Z)	-	10	(Z)	2	2
32753	GYPSUM BUILDING MATERIALS	2	6	4	(Z)	32	42	2	-	-	13
32754	GYPSUM WALLBOARD	178	88	42	59	172	238	56	67	28	46
3281	CUT STONE AND STONE PRODUCTS *	14	6	6	4	41	12	9	2	4	8
32811	CUT GRANITE AND GRANITE PRODUCTS	(Z)	6	-	1	1	-	8	2	-	2
32812	CUT LIMESTONE AND LIMESTONE PRODUCTS	7	1	-	-	39	12	-	-	4	-
32813	CUT MARBLE AND MARBLE PRODUCTS	(Z)	(Z)	4	4	(Z)	(Z)	-	-	-	6
32819	CUT STONE AND STONE PRODUCTS, NEC	(Z)	-	-	(Z)	-	-	1	-	(Z)	-
329	ABRASIVES AND ASBESTOS PRODUCTS	456	67	58	136	522	42	3 048	62	193	2 050
3291	ABRASIVE PRODUCTS	(Z)	8	2	7	3	(Z)	16	(Z)	1	10
32911	NONMETALLIC ARTIFICIAL GRAIN, POWDERS, FLOUR ABRASIVES	(Z)	(Z)	-	1	-	-	7	-	-	(Z)
32912	NONMETALLIC BONOED ABRASIVE PRODUCTS	(Z)	4	-	2	2	(Z)	(Z)	(Z)	(Z)	1
32914	METAL ABRASIVES	-	-	-	4	1	-	8	-	1	9
3292	ASBESTOS PRODUCTS AND ASPHALT FLOOR TILE	27	15	7	26	16	10	8	3	9	4
32921	ASBESTOS FRICTION MATERIAL	(Z)	1	1	10	1	(Z)	1	(Z)	(Z)	(Z)
32922	ASBESTOS CEMENT PRODUCTS	20	1	1	3	2	(Z)	3	-	-	3
32923	ASPHALT AND VINYL ASBESTOS FLDDR TILE	(Z)	9	5	12	13	10	3	3	9	1
32924	ASBESTOS INSULATION	-	-	-	-	-	-	1	-	-	-
32929	ASBESTOS PRODUCTS, NEC	7	5	(Z)	1	-	-	(Z)	(Z)	(Z)	(Z)
3293	GASKETS AND PACKING	1	(Z)	(Z)	(Z)	1	(Z)	3	(Z)	(Z)	6
32931	GASKETS, ALL TYPES	(Z)	(Z)	(Z)	(Z)	(Z)	(Z)	1	-	(Z)	1
32932	PACKING, ALL TYPES	1	(Z)	(Z)	(Z)	1	(Z)	1	(Z)	(Z)	4
3295	NONMETALLIC EARTHS AND MINERALS, GROUND OR TREATED	306	13	4	43	471	5	3 164	29	160	2 028
32951	VERMICULITE, EXFOLIATED, LDSE	-	-	(Z)	-	-	-	1	10	-	-
32952	LIGHT WEIGHT AGGREGATES, GROUND	260	-	1	27	(Z)	1	3 154	7	70	1 829
32953	MAGNESIA AND MAGNESITE CALCINEO, OEOO BURNED, GROUND	-	-	-	-	5	-	-	-	-	-
32955	FELOSAPAR, GROUND OR OTHERWISE TREATED	-	-	-	-	-	-	-	-	-	-
32956	CRUSHED AND GROUND UNCALCINEO GYPSUM (INCL. GYPSITE)	11	-	-	-	-	-	8	-	-	-
32959	NONMETALLIC MINERALS, GROUND OR TREATED, NEC	35	13	3	13	447	4	-	12	42	57
32961	MINERAL WOOL *	32	25	43	51	35	25	37	30	9	51
3299	MISCELLANEDUS NONMETALLIC MINERAL PRODUCTS	1	1	1	5	1	(Z)	(Z)	(Z)	3	(Z)
32996	NONMETALLIC MINERAL INSULATING MATERIALS	(Z)	(Z)	(Z)	-	(Z)	-	(Z)	-	-	-
32999	NONMETALLIC MINERAL PRODUCTS, NEC	1	1	1	5	1	(Z)	(Z)	(Z)	3	(Z)
33	PRIMARY METAL PRODUCTS	486	503	418	1 111	504	557	986	622	306	2 272
331	STEEL WORKS AND ROLLING MILL PRODUCTS	281	324	238	776	294	300	807	483	183	1 894
3311	BLAST FURNACE AND COKE OVEN PRODUCTS	-	17	-	14	-	8	306	-	-	-
33111	PIG IRON	-	-	-	-	-	-	-	-	-	-
33112	FURNACE SLAG	-	17	-	14	-	-	306	-	-	-
33115	METALIZING PLANT PRODUCTS	-	-	-	-	-	8	-	-	-	-
3312	PRIMARY IRON AND STEEL PRODUCTS	211	223	224	676	342	287	501	469	150	1 855
33121	STEEL INGOT AND SEMIFINISHEO SHAPES	-	51	22	-	31	11	31	-	-	-
33122	IRON AND STEEL PLATES	116	25	12	13	(Z)	(Z)	58	50	23	298
33123	IRON AND STEEL SHEET AND STRIP	40	67	52	36	161	238	281	26	26	896
33124	IRON AND STEEL BARS, BAR SMAPES, RODS	46	20	16	34	213	94	115	93	53	336
33126	IRON AND STEEL PIPE, TUBES, FITTINGS	9	43	67	79	8	10	46	42	20	83
33127	TIN MILL PRODUCTS	-	18	46	47	54	11	-	-	28	226
33128	RAILWAY TRACK MATERIAL	-	-	2	99	-	-	2	-	-	9
33129	PRIMARY IRON AND STEEL PRODUCTS, NEC	1	(Z)	8	17	(Z)	-	12	(Z)	(Z)	5
3313	FERROALLOYS	1	-	2	9	3	(Z)	19	-	(Z)	58
33131	FERROMANGANESE	-	-	-	3	3	-	18	-	-	1
33133	FERROSILICON	-	-	2	6	-	(Z)	1	-	(Z)	56
33139	FERROALDYS, NEC	1	-	-	-	-	(Z)	-	-	-	1
3315	STEEL WIRE, NAILS, AND SPIKES	10	61	14	51	21	11	3	25	34	6
33151	NONINSULATED FERROUS WIRE ROPE	5	7	2	11	16	6	-	-	19	(Z)
33152	STEEL NAILS, SPIKES (EXC. RV.), STAPLES, TACKS, BRADS	4	5	6	34	4	1	(Z)	5	13	(Z)
33155	STEEL WIRE	(Z)	48	6	6	1	4	3	20	1	7
3321	IRON AND STEEL CASTINGS *	60	27	4	40	52	113	9	51	61	148
33211	IRON AND STEEL CAST PIPE AND FITTINGS	53	25	-	26	49	112	(Z)	28	12	32
33219	IRON AND STEEL CASTINGS, NEC	7	2	4	13	3	1	9	23	48	116
333	NONFERROUS METAL PRIMARY SMELTER PRODUCTS	60	44	25	112	1	25	124	7	7	59
3331	PRIMARY COPPER SMELTER PRODUCTS	39	2	15	4	-	-	-	-	-	-
33311	PRIMARY COPPER PIG, SLAB, INGOTS, ETC.	39	2	15	4	-	-	-	-	-	-
3332	PRIMARY LEAD SMELTER PRODUCTS	(Z)	29	4	85	-	7	68	3	6	-
33321	LEAD PIG, SLAB, INGOTS, BULLION, ETC.	(Z)	29	4	85	-	7	68	3	6	-
33322	LEAD MATTE, SPEISS, AND FLUE OUST	-	-	-	-	-	-	-	-	-	-
3333	PRIMARY ZINC SMELTER PRODUCTS	-	2	-	1	-	1	-	1	-	22
33331	ZINC AND ZINC BASE ALLOY SMELTER PRODUCTS	-	2	-	1	-	1	-	1	-	22
33332	ZINC GROSS, RESIDUES, ASHES, ETC.	-	-	-	-	-	-	-	-	-	-
3334	PRIMARY ALUMINUM SMELTER PRODUCTS	21	7	-	4	1	19	56	3	1	33
33341	PRIMARY ALUMINUM PIG, SLAB, AND INGOTS	21	7	-	4	1	19	56	3	1	33
33342	ALUMINUM RESIDUES, ETC.	-	-	-	-	-	-	-	-	-	-
3339	MISCELLANEOUS PRIMARY NONFERROUS METAL PRODUCTS	(Z)	-	6	(Z)	(Z)	1	-	-	-	5
33391	MAGNESIUM PIG, SLAB, INGOTS, ETC.	-	-	-	-	-	1	-	-	-	3
33394	NICKEL PIG, SLAB, INGOTS, ETC.	-	-	(Z)	-	-	-	-	-	-	(Z)
33398	MISCELLANEOUS NONFERROUS METAL RESIDUES	-	-	-	-	-	-	-	-	-	-
33399	PRIMARY NONFERROUS METAL SLAB, NEC	(Z)	-	6	-	(Z)	(Z)	-	-	-	2
335	NONFERROUS METAL BASIC SMAPES	37	77	104	155	129	76	52	60	50	46
3351	COPPER, BRASS, AND BRONZE BASIC SHAPES	1	5	5	45	2	9	9	7	6	17
33511	COPPER, BRASS, AND BRONZE RODS AND BARS	(Z)	4	(Z)	32	-	1	3	4	(Z)	1
33512	COPPER, BRASS, AND BRONZE PLATE AND SHEET	-	-	2	-	(Z)	1	(Z)	(Z)	1	-
33513	COPPER, BRASS, AND BRONZE PIPE AND TUBE	1	1	3	12	2	7	6	2	5	16
33519	COPPER, BRASS, AND BRONZE SHAPES, NEC	-	-	-	-	-	(Z)	(Z)	-	-	-
3352	ALUMINUM AND ALUMINUM ALLOY BASIC SHAPES	18	35	45	48	101	31	27	25	19	20
33521	ALUMINUM PLATE AND SHEET	11	24	24	16	83	4	13	9	1	14
33523	ALUMINUM RODS AND BARS	1	3	(Z)	9	12	2	4	5	(Z)	4



TONS (THOUSANDS) SHIPPED BY PRODUCTION AREA OF DESTINATION--CON.

WEST SOUTH CENTRAL					MOUNTAIN					PACIFIC					NON	OESTI-	TCC
PA 7-1	PA 7-2	PA 7-3	PA 7-4	PA 7-5	PA 8-1	PA 8-2	PA 8-3	PA 9-1	PA 9-2	PA 9-3	PA 9-4	PA 9-5	PA 9-6	PRODUC-	NATION	CODE	
(N. ORL)	(HOUS)	(AUST)	(DALL)	(TULS)	(OENV)	(SALT LAKE)	(PHNX)	(SETL)	(PORT)	(SANF)	(SACR)	(LOSA)	(SAN DIEGO)	TION AREA	UNKNOWN		
1	1	1	1	1	1	(Z)	1	3	(Z)	3	1	6	(Z)	27	4	32621	
2	3	-	1	1	1	(Z)	2	1	7	2	(Z)	7	(Z)	87	1	32641	
1	2	(Z)	8	(Z)	1	(Z)	(Z)	2	(Z)	12	1	6	(Z)	75	4	32699	
3 329	13 102	2 328	22 379	3 010	7 814	1 712	1 525	1 501	4 897	3 590	345	1 413	44 471	190 749	3 170	327	
515	1 128	1 422	1 819	495	633	644	1 683	377	800	963	237	342	1 451	23 771	1 582	3271	
42	69	366	1 638	250	203	98	1 471	273	291	-	-	65	1 009	13 060	146	32711	
12	988	988	42	236	-	451	-	56	-	963	237	277	442	5 480	99	32714	
406	2	-	138	-	430	54	-	1	-	-	-	-	-	2 675	1 331	32715	
-	69	67	-	8	-	40	212	47	509	-	-	-	(Z)	1 750	7	32719	
2 646	11 553	719	21 342	2 287	9 662	-	-	589	3 721	2 857	-	-	43 050	148 325	846	32731	
101	1 010	80	472	169	20	4	742	6	-	180	127	69	2	4 603	88	32741	
91	281	225	542	187	122	72	382	340	349	254	47	1 060	271	4 971	33	3275	
-	-	-	-	-	-	-	-	-	-	-	-	25	-	9	-	32751	
-	66	10	164	5	14	13	16	79	16	57	-	88	22	498	-	32752	
7	17	21	110	3	-	47	1	-	-	-	21	69	16	232	-	32753	
84	197	193	268	179	108	13	364	261	333	197	26	878	233	4 230	33	32754	
3	70	8	9	24	4	3	3	24	9	2	1	1	(Z)	1 244	40	3281	
1	9	4	6	3	1	2	(Z)	2	-	2	1	(Z)	-	284	(Z)	32811	
1	33	4	-	18	-	(Z)	-	18	-	-	-	-	-	792	40	32812	
1	(Z)	(Z)	(Z)	2	4	(Z)	2	-	-	-	-	1	-	94	(Z)	32813	
1	28	-	-	(Z)	(Z)	(Z)	-	-	-	-	-	-	(Z)	69	-	32819	
1 391	492	61	613	171	84	32	484	428	129	305	56	3 286	104	14 527	266	329	
2	12	(Z)	13	12	2	1	1	1	4	10	1	24	(Z)	243	6	3291	
(Z)	(Z)	(Z)	(Z)	-	(Z)	(Z)	(Z)	-	-	(Z)	-	-	-	12	(Z)	32911	
1	1	(Z)	5	(Z)	1	(Z)	1	1	2	8	1	16	(Z)	125	(Z)	32912	
1	11	1	12	14	1	(Z)	-	-	-	1	-	3	-	107	6	32914	
25	44	20	33	14	6	8	33	6	4	55	31	88	33	577	5	3292	
1	1	(Z)	2	(Z)	(Z)	(Z)	(Z)	3	2	3	1	1	1	1	4	32921	
6	34	8	15	9	-	3	4	4	1	16	3	2	10	193	3	32922	
17	6	4	17	4	6	2	1	17	14	19	14	51	5	123	(Z)	32923	
-	-	-	-	-	-	1	-	2	1	14	13	(Z)	-	79	(Z)	32924	
(Z)	4	7	(Z)	(Z)	(Z)	4	24	(Z)	(Z)	2	1	34	17	112	(Z)	32929	
1	1	(Z)	1	1	2	2	(Z)	(Z)	15	1	1	3	(Z)	54	2	3293	
(Z)	1	(Z)	(Z)	1	(Z)	1	(Z)	(Z)	14	(Z)	1	2	(Z)	23	1	32931	
(Z)	(Z)	(Z)	(Z)	(Z)	2	(Z)	(Z)	(Z)	1	1	1	1	(Z)	31	1	32932	
1 278	310	19	502	132	50	21	(Z)	292	63	190	5	3 267	47	12 012	235	3295	
-	(Z)	-	4	1	-	-	-	-	-	-	-	-	-	24	9	32951	
899	70	(Z)	6	16	7	21	-	1	-	4	(Z)	3 124	47	7 368	3	32952	
(Z)	(Z)	-	(Z)	-	-	-	-	-	9	2	-	(Z)	-	214	9	32953	
2	-	-	-	-	-	-	(Z)	-	-	19	5	(Z)	-	134	133	32955	
112	40	-	64	-	-	-	-	258	31	-	-	5	-	615	80	32956	
216	153	1	320	79	42	-	(Z)	34	23	165	-	137	-	3 207	-	32959	
102	87	13	56	3	27	8	16	22	24	39	18	88	23	1 221	3	32961	
3	44	(Z)	21	4	(Z)	(Z)	441	(Z)	-	1	-	1	(Z)	52	2	3299	
(Z)	40	-	18	-	-	-	441	-	-	(Z)	-	(Z)	(Z)	15	2	32996	
2	4	(Z)	3	4	(Z)	(Z)	(Z)	(Z)	-	1	-	1	(Z)	37	-	32999	
1 155	3 499	105	1 173	966	534	1 409	455	630	530	3 128	524	4 049	220	50 676	3 463	33	
760	2 999	81	652	756	230	888	125	310	390	2 375	470	2 818	192	32 943	3 026	331	
-	(Z)	-	-	6	-	659	-	51	-	-	-	72	-	3 096	1 733	3311	
-	-	-	-	6	-	-	-	-	-	-	-	-	-	706	350	33111	
-	-	-	-	-	-	619	-	51	-	-	-	-	-	1 869	812	33112	
-	(Z)	-	-	-	-	-	-	-	-	-	-	-	-	50	-	33115	
666	2 966	74	636	739	211	195	91	234	350	2 313	472	2 657	191	27 550	1 144	3312	
1	350	-	23	(Z)	-	-	-	-	-	211	-	2	-	1 600	931	33121	
118	479	6	93	209	18	28	17	110	145	74	48	280	63	2 829	47	33122	
129	393	-	70	95	19	113	48	78	72	1 268	64	947	9	11 276	133	33123	
116	184	42	235	153	160	24	(Z)	7	5	187	(Z)	362	21	3 929	-	33124	
156	1 445	25	72	281	13	1	6	17	39	116	-	562	53	6 260	1	33126	
111	8	-	118	-	-	-	-	50	456	359	489	46	(Z)	664	-	33127	
-	73	(Z)	25	-	(Z)	28	-	9	(Z)	579	9	(Z)	(Z)	579	-	33128	
35	34	(Z)	3	1	-	20	14	30	(Z)	1	15	-	-	413	32	33129	
4	13	(Z)	3	2	24	2	25	17	(Z)	6	-	3	(Z)	1 016	37	3313	
3	2	-	-	-	2	2	-	3	-	-	-	-	-	367	76	33131	
-	1	-	2	2	22	-	25	11	3	3	-	2	-	476	(Z)	33133	
-	2	(Z)	(Z)	-	-	(Z)	-	1	2	(Z)	-	1	-	37	1	33139	
35	27	10	27	4	35	16	17	18	32	55	4	83	1	1 236	51	3315	
28	18	(Z)	3	2	5	1	(Z)	18	13	12	1	10	(Z)	204	20	33151	
(Z)	8	10	22	1	16	15	2	(Z)	5	25	(Z)	37	1	195	32	33152	
7	1	-	1	(Z)	14	-	15	(Z)	14	18	-	36	(Z)	837	-	33155	
26	67	4	136	54	32	11	116	19	21	15	6	21	2	4 287	39	3321	
5	17	-	94	40	3	2	1	(Z)	1	5	1	1	1	540	3	33211	
21	50	4	42	14	30	10	115	18	(Z)	14	1	19	1	3 747	36	33219	
194	138	3	91	19	20	325	110	169	78	148	7	371	(Z)	7 234	19	333	
21	(Z)	-	1	1	6	299	45	96	-	8	5	114	-	2 055	5	3331	
21	(Z)	-	1	1	6	299	45	96	-	8	5	114	-	2 054	2	33311	
123	33	1	65	5	(Z)	-	-	4	1	25	-	61	-	773	3	3332	
90	33	1	65	5	(Z)	-	-	4	1	25	-	61	-	601	(Z)	33321	
33	-	-	-	-	-	-	-	-	-	-	-	-	-	172	3	33322	
3	27	-	6	3	12	13	-	(Z)	(Z)	37	-	16	-	354	8	3333	
3	12	-	6	-	12	13	-	(Z)	(Z)	37	-	16	-	174	8	33331	
1	15	-	-	3	-	-	-	-	-	-	-	-	-	180	-	33332	
16	9	-	14	2	1	-	64	10	79	(Z)	1	158	-	4 098	(Z)	3334	
16	9	-	14	-	1	-	64	10	79	(Z)	1	158	-	3 916	(Z)	33341	
-	-	-	-	2	-	-	-	-	-	-	-	-	-	182	-	33342	
25	64	2	1	9	(Z)	-	(Z)	59	4	75	-	5	(Z)	232	(Z)	3339	
5	60	2	-	8	-	-	-	(Z)	1	(Z)	-	-	-	126	-	33391	
14	4	-	(Z)	-	-	-	-	-	-	-	-	-	-	48	(Z)	33394	
-	-	-	-	-	-	-	-	-	-	-	-	-	-	17	-	33398	
5	(Z)	(Z)	1	1	(Z)	-	(Z)	59	1	(Z)	-	1	(Z)	32	(Z)	33399	
129	225	21	288	51	234	19	103	100	44	328	55	740	29	4 003	159	335	
9	29	2	39	7	22	(Z)	26	5	7	13	4	144	5	616	2	3351	
(Z)	3	(Z)	19	(Z)	1	-	16	3	(Z)	3	-	102	-	334	-	33511	
(Z)	1	-	1	12	(Z)	(Z)	1	2	5	1	25	-	-	105	-	33512	
9	10	2	19	6	9	(Z)	9	2	5	5	3	18	5	168	2	33513	
-	15	-	(Z)	(Z)	(Z)	-	(Z)	-	-	-	-	-	-	8	-	33519	
68	58	6	86	19	186	2	21	34	21	158	36	401	1	1 688	42	3352	
24	46	6	56	9	171	1	8	23	9	120	7	258	(Z)	1 241	3	33521	
38	2	(Z)	5	2	(Z)	(Z)	3	(Z)	(Z)	30	28	76	(Z)	177	29	33523	



TABLE 6. SHIPMENTS BY MANUFACTURING ESTABLISHMENTS--COMMODITIES BY PRODUCTION AREA OF DESTINATION: 1977--CON.

TCC CODE	COMMODITY	TOTAL TONS SHIPPED (THOU- SANDS)	TONS (THOUSANDS) SHIPPED BY PRODUCTION AREA OF DESTINATION									
			NEW ENGLAND					MIDDLE ATLANTIC				
			PA 1-1 (BOST)	PA 1-2 (HART)	PA 2-1 (NYNY)	PA 2-2 (N,NJ)	PA 2-3 (PHIL)	PA 2-4 (HARR)	PA 2-5 (ALLN)	PA 2-6 (N,PA)	PA 2-7 (SYRA)	
33529	ALUMINUM BASIC SHAPES, NEC . . . . .	732	11	6	23	22	16	14	(Z)	2B	17	
3356	MISCELLANEOUS NONFERROUS METAL BASIC SHAPES. . . . .	1 814	12	13	9	59	33	(Z)	(Z)	1	8	
33563	NICKEL AND NICKEL BASE ALLOY BASIC SHAPES. . . . .	1 187	6	11	1	2	12	(Z)	(Z)	1	(Z)	
33564	ZINC AND ZINC BASE ALLOY BASIC SHAPES. . . . .	123	-	2	1	16	10	-	-	-	7	
33565	TITANIUM BASIC SHAPES. . . . .	70	2	(Z)	1	1	2	-	(Z)	(Z)	(Z)	
33569	NONFERROUS METAL BASIC SHAPES, NEC . . . . .	160	(Z)	(Z)	1	6	4	(Z)	(Z)	(Z)	(Z)	
3357	NONFERROUS METAL ANO INSULATED WIRE. . . . .	4 062	110	35	101	93	87	13	9	6D	58	
33571	ALUMINUM WIRE, CABLE ANO STRANO, BARE. . . . .	344	(Z)	4	1	(Z)	4	2	-	-	(Z)	
33572	COPPER WIRE, STRAND AND CABLE, BARE. . . . .	348	16	14	27	7	6	5	1	(Z)	9	
33573	NONFERROUS METAL WIRE, BARE, EXC. COPPER AND ALUMINUM. . . . .	65	2	1	1	2	1	(Z)	4	-	(Z)	
33574	WIRE ANO CABLE, INSULATED, ALL TYPES . . . . .	3 305	92	16	72	84	76	6	4	60	49	
336	NONFERROUS METAL CASTINGS. . . . .	1 575	10	41	42	21	8	7	1	4	8	
33612	ALUMINUM AND ALUMINUM BASE ALLOY CASTINGS * . . . . .	1 011	3	25	9	5	1	3	(Z)	2	9	
33621	COPPER, BRASS, AND BRONZE CASTINGS * . . . . .	176	5	7	5	8	3	1	1	1	(Z)	
3369	MISCELLANEOUS NONFERROUS METAL CASTINGS. . . . .	400	2	11	25	9	3	4	(Z)	1	(Z)	
33691	MAGNESIUM CASTINGS . . . . .	9	(Z)	(Z)	(Z)	(Z)	(Z)	-	-	(Z)	-	
33692	ZINC ANO ZINC BASE ALLOY CASTINGS. . . . .	316	2	11	24	9	2	4	(Z)	1	(Z)	
33693	LEAO AND LEAD BASE ALLOY CASTINGS. . . . .	8	-	(Z)	(Z)	-	(Z)	-	-	(Z)	-	
33699	NONFERROUS METAL CASTINGS, NEC . . . . .	66	(Z)	(Z)	(Z)	(Z)	(Z)	-	-	(Z)	-	
339	MISCELLANEOUS PRIMARY METAL PRODUCTS . . . . .	5 466	49	43	33	142	88	35	21	10	46	
33911	IRON ANO STEEL FORGINGS * . . . . .	2 961	24	11	14	3	64	23	18	3	42	
33921	NONFERROUS METAL FORGINGS * . . . . .	259	2	4	4	2	1	(Z)	2	-	-	
3399	PRIMARY METAL PRODUCTS, NEC. . . . .	1 844	10	8	14	135	7	12	2	7	3	
33991	METAL POWDER, FLAKES, AND PASTE. . . . .	576	1	3	4	10	6	12	(Z)	(Z)	(Z)	
33999	PRIMARY METAL PRODUCTS, NEC. . . . .	1 263	8	6	9	125	2	(Z)	1	7	3	
34	FABRICATED METAL PRODUCTS EXC. ORONANCE, MACH., TRANS. . . . .	60 922	643	340	793	1 431	1 113	198	176	117	355	
34111	METAL CANS (INCL. MIXED SHIP.; CANS, TOPS, BOTTDMS) * . . . . .	7 404	65	3	121	266	174	22	17	23	19	
342	CUTLERY, HAND TOOLS ANO GENERAL HARDWARE . . . . .	2 493	57	24	65	78	30	9	6	5	11	
3421	CUTLERY, EXC. ELECTRICAL . . . . .	67	14	1	6	4	(Z)	(Z)	(Z)	(Z)	(Z)	
34211	KITCHEN AND TABLE CUTLERY, EXC. ELECTRICAL . . . . .	18	(Z)	(Z)	3	2	(Z)	(Z)	(Z)	(Z)	(Z)	
34213	SCISSORS ANO SHEARS, EXC. ELECTRICAL . . . . .	16	(Z)	1	3	1	(Z)	(Z)	(Z)	(Z)	(Z)	
34215	RAZOR BLAOES ANO RAZDRS, EXC. ELECTRICAL . . . . .	25	13	(Z)	(Z)	2	(Z)	(Z)	-	-	(Z)	
34219	CUTLERY, NEC, EXC. ELECTRICAL. . . . .	8	(Z)	(Z)	(Z)	(Z)	(Z)	(Z)	(Z)	(Z)	(Z)	
3423	HANO ANO EDGE TOOLS. . . . .	511	14	7	16	3	7	3	1	1	1	
34231	MECHANICS HANO SERVICE TOOLS . . . . .	318	2	12	2	6	(Z)	1	(Z)	1	1	
34232	EDGE TOOLS . . . . .	30	(Z)	1	1	(Z)	(Z)	1	(Z)	-	(Z)	
34234	SHOVELS, SPADES, SCOOPS, ANO SCRAPERS. . . . .	27	1	(Z)	(Z)	-	(Z)	-	(Z)	-	(Z)	
34236	AGRICULTURAL HAND TDDLS ANO PARTS. . . . .	24	(Z)	1	(Z)	(Z)	(Z)	-	-	1	(Z)	
34239	HANO TOOLS, NEC. . . . .	108	2	5	3	2	1	2	(Z)	(Z)	(Z)	
34251	HAND SAWS, SAW BLAOES, ANO ACCESSORIES * . . . . .	59	2	4	2	(Z)	1	(Z)	(Z)	(Z)	1	
3428	BUILDERS' ANO CABINET HAROWARE . . . . .	603	6	7	15	5	5	2	2	(Z)	6	
34281	DOOR ANO WINDOW HARDWARE . . . . .	267	5	6	7	4	4	2	(Z)	(Z)	4	
34283	HINGES, HASPS, ANO BUTTS . . . . .	24	(Z)	1	(Z)	1	(Z)	(Z)	-	-	(Z)	
34284	CABINET HAROWARE . . . . .	46	(Z)	1	6	(Z)	(Z)	(Z)	(Z)	-	(Z)	
3429	MISCELLANEDUS HAROWARE . . . . .	1 380	20	5	30	62	16	3	2	4	3	
34291	TRANSPORTATION EQUIPMENT HARDWARE. . . . .	705	11	2	7	46	13	(Z)	(Z)	-	2	
34292	FURNITURE HARDWARE . . . . .	173	1	2	4	1	2	2	(Z)	4	(Z)	
34293	VACUUM ANO INSULATED BOTTLES, JUGS, ANO CHESTS . . . . .	41	1	(Z)	1	(Z)	(Z)	1	(Z)	(Z)	(Z)	
34294	HDSE FITTINGS. . . . .	44	(Z)	(Z)	1	(Z)	(Z)	(Z)	-	(Z)	(Z)	
34299	HAROWARE, NEC. . . . .	416	7	(Z)	18	14	1	(Z)	2	-	(Z)	
343	PLUMBING FIXTURES ANO HEATING APPARATUS. . . . .	1 289	52	13	4B	36	34	10	7	7	12	
3431	METAL SANITARY WARE. . . . .	267	6	2	8	7	2	(Z)	1	1	1	
34311	CAST IRON SANITARY WARE. . . . .	183	6	1	3	6	2	(Z)	(Z)	1	1	
34312	METAL SANITARY WARE, EXC. CAST IRDN. . . . .	84	(Z)	1	5	1	(Z)	-	1	(Z)	(Z)	
34321	PLUMBING FIXTURE FITTINGS ANO TRIM (BRASS GOOOS) * . . . . .	223	2	2	6	11	3	(Z)	(Z)	1	1	
3433	HEATING EQUIPMENT, EXC. ELECTRICAL . . . . .	826	40	9	38	17	28	9	5	4	9	
34331	OIL BURNERS, RESIOENTIAL ANO INDUSTRIAL. . . . .	85	2	-	2	1	2	1	-	(Z)	1	
34332	WARM AIR FURNACES. . . . .	200	3	1	(Z)	(Z)	10	(Z)	-	1	(Z)	
34333	CAST IRDN HEATING BDLERS. . . . .	129	21	2	21	5	13	7	1	1	3	
34335	STEEL HEATING BDLERS. . . . .	54	(Z)	1	3	1	(Z)	-	2	1	(Z)	
34336	PARTS FOR NONELECTRIC HEATING EQUIPMENT. . . . .	49	(Z)	(Z)	1	(Z)	1	1	(Z)	(Z)	(Z)	
34339	HEATING EQUIPMENT, NEC, EXC. ELECTRIC. . . . .	165	12	(Z)	5	9	2	(Z)	1	(Z)	1	
344	FABRICATED STRUCTURAL METAL PRODUCTS . . . . .	19 457	317	204	188	145	236	87	74	56	225	
3441	FABRICATED STRUCTURAL METAL PRODUCTS . . . . .	6 174	15	5	36	42	35	41	30	2	24	
34411	FABRICATED STRUCTURAL IRDN ANO STEEL PRODUCTS. . . . .	6 140	15	5	35	41	34	39	30	2	23	
34412	FABRICATED STRUCTURAL NONFERROUS METAL PRODUCTS. . . . .	35	(Z)	-	2	1	2	-	-	-	(Z)	
3442	METAL OORRS, SASH, FRAMES, MOLDING, ANO TRIM . . . . .	1 550	19	12	22	15	20	14	12	5	13	
34421	METAL OORRS ANO OOR FRAMES. . . . .	785	18	11	13	9	7	12	9	1	12	
34422	METAL WINDOW FRAMES ANO SASH . . . . .	365	1	(Z)	1	(Z)	2	(Z)	(Z)	(Z)	(Z)	
34423	METAL MOLDING, TRIM, ANO STORE FRONTS. . . . .	49	(Z)	(Z)	7	(Z)	(Z)	1	(Z)	(Z)	1	
34425	METAL OORR ANO WINDOW SCREENS. . . . .	350	(Z)	1	1	6	10	(Z)	2	4	(Z)	
3443	FABRICATED PLATE PRODUCTS (BOILER SHOPS) . . . . .	3 074	8	1	36	24	35	11	17	1	5	
34431	HEAT EXCHANGERS ANO STEAM CDOENSERS . . . . .	382	1	(Z)	2	1	11	5	1	-	(Z)	
34432	FABR. STEEL PLATE FDR PIPE, PENSTOCKS, LININGS, ETC. . . . .	170	(Z)	-	-	-	3	1	-	-	4	
34433	STEEL POWER BOILERS, PARTS, ANO ATTACHMENTS. . . . .	379	1	(Z)	6	5	2	3	(Z)	(Z)	(Z)	
34434	GAS CYLINDERS (PRESSURE TANKS) . . . . .	554	3	(Z)	25	2	7	-	(Z)	-	(Z)	
34435	METAL TANKS, EXC. PRESSURE TANKS . . . . .	1 305	4	(Z)	4	16	6	2	16	1	1	
34439	FABRICATED PLATE PRODUCTS, NEC . . . . .	285	(Z)	-	(Z)	(Z)	5	1	-	(Z)	(Z)	
3444	SHEET METAL PRODUCTS, EXC. CONTAINERS. . . . .	4 666	240	21	23	34	82	20	18	3	179	
34441	SHEET METAL ROOFING, CEILING, SIDING . . . . .	805	5	4	2	1	4	6	5	2	4	
34443	SHEET METAL CORNICES, SKYLIGHTS, RDOF VENTILATDRS. . . . .	15	(Z)	(Z)	1	-	-	-	-	-	-	
34444	SHEET METAL STOVE PIPE, ELBDWS, OUCTS. . . . .	2 212	225	17	20	29	69	13	13	1	1	
34445	SHEET METAL ROOF DRAINAGE EQUIPMENT. . . . .	188	-	-	-	-	-	-	-	(Z)	-	
34449	SHEET METAL PRODUCTS, NEC. . . . .	712	11	(Z)	1	3	7	1	1	(Z)	2	
3446	ARCHITECTURAL ANO ORNAMENTAL METAL WRK. . . . .	891	6	9	15	11	40	7	2	37	3	
34461	ORNAMENTAL METAL WRK. . . . .	77	(Z)	-	(Z)	6	1	2	-	-	-	
34462	SCAFFDLOING, LAOERS, ANO RELATED ARTICLES . . . . .	137	(Z)	-	(Z)	(Z)	(Z)	(Z)	-	-	(Z)	
34464	STAIRS, STAIRCASES, BALCONIES, FIRE ESCAPES, RAILINGS. . . . .	422	2	3	6	1	21	3	1	4	2	
34469	ARCHITECTURAL METAL WRK, NEC. . . . .	254	4	5	9	4	18	2	1	33	(Z)	
3449	MISCELLANEDUS METAL WRK . . . . .	3 703	142	170	30	14	25	2	(Z)	6	7	
34492	PREFABRICATED METAL BUILDINGS ANO PARTS. . . . .	969	2	156	5	5	8	2	-	-	6	
34499	METAL CONSTRUCTION MATERIALS, NEC. . . . .	2 735	140	14	25	9	17	(Z)	(Z)	6	1	
3452	BOLTS, NUTS, SCREWS, RIVETS, ANO WASHERS * . . . . .	1 225	17	12	29	22	37	16	12	1	6	
34521	BOLTS, NUTS, SCREWS, RIVETS, ANO WASHERS . . . . .	1 079	10	12	26	19	36	14	12	1	5	
34529	INDUSTRIAL FASTENERS, NEC. . . . .	147	7	(Z)	3	3	2	2	(Z)	-	(Z)	
3461	METAL STAMPINGS * . . . . .	11 748	67	14	145	541	340	9	5	1	22	
34611	VITREDUS ENAMELED METAL PRODUCTS . . . . .	295	1	1	14	16	(Z)	1	(Z)	(Z)	(Z)	
34612	STAMPEO ANO SPUN HOSPITAL UTENSILS . . . . .	138	3	2	9	3	1	2	(Z)	(Z)	1	

TONS (THOUSANDS) SHIPPED BY PRODUCTION AREA OF DESTINATION--CON.

M.A.--CON.			EAST NORTH CENTRAL							WEST NORTH CENTRAL					SOUTH ATLANTIC		TCC CODE
PA 2-8 (BUFF)	PA 2-9 (PITT)	PA 3-1 (CLEV)	PA 3-2 (COLU)	PA 3-3 (CINC)	PA 3-4 (OETR)	PA 3-5 (LANS)	PA 3-6 (G.R.)	PA 3-7 (INDP)	PA 3-8 (CHIC)	PA 3-9 (MILW)	PA 4-1 (STLO)	PA 4-2 (K.C.)	PA 4-3 (M.SP)	PA 5-1 (BALT)	PA 5-2 (OC-MD-VA)		
7	13	30	9	11	46	3	2	7	16	3	5	8	5	7	(Z)	33529	
15	46	1 194	(Z)	7	26	(Z)	1	1	78	2	24	(Z)	(Z)	5	(Z)	3356	
1	13	1 088	(Z)	(Z)	7	-	-	1	1	(Z)	(Z)	(Z)	(Z)	-	(Z)	33563	
(Z)	31	1	-	-	(Z)	-	-	-	18	-	-	-	-	-	-	33564	
(Z)	(Z)	77	(Z)	(Z)	(Z)	(Z)	1	1	(Z)	2	22	-	-	3	-	33565	
12	19	54	9	11	2	-	(Z)	(Z)	35	(Z)	(Z)	-	-	(Z)	-	33569	
(Z)	(Z)	12	(Z)	21	148	4	3	19	139	20	48	(Z)	(Z)	2	(Z)	3357	
2	3	3	1	8	4	1	(Z)	(Z)	12	(Z)	8	39	28	32	24	33571	
(Z)	1	3	(Z)	1	1	(Z)	(Z)	(Z)	10	(Z)	1	1	10	(Z)	8	33572	
10	15	36	8	11	142	2	3	19	109	19	46	30	13	24	24	33573	
47	7	83	3	47	295	27	5	41	54	30	7	7	13	5	(Z)	336	
31	2	60	1	31	230	21	4	38	22	19	1	2	11	5	(Z)	33612	
4	3	19	(Z)	20	7	65	4	1	7	23	3	4	2	6	(Z)	33621	
17	2	8	2	7	56	4	1	(Z)	2	-	-	-	(Z)	6	(Z)	3369	
(Z)	1	(Z)	-	2	1	-	-	6	8	3	4	(Z)	6	(Z)	-	33692	
12	1	8	2	4	8	-	-	3	3	-	-	1	-	(Z)	-	33693	
5	(Z)	(Z)	-	1	-	-	-	-	10	-	-	-	(Z)	(Z)	(Z)	33699	
45	46	519	12	90	586	51	31	62	533	635	82	9	28	48	2	339	
4	25	107	6	49	510	51	21	54	199	72	73	2	28	10	2	33911	
19	(Z)	136	(Z)	2	8	(Z)	(Z)	(Z)	9	1	4	5	(Z)	(Z)	(Z)	3392	
8	10	234	6	37	72	1	8	8	307	337	6	1	(Z)	11	(Z)	3399	
10	5	21	6	36	68	(Z)	8	7	34	2	6	-	(Z)	7	(Z)	33991	
		212	(Z)	(Z)	4	1	(Z)	1	274	336	(Z)	1	(Z)	4	(Z)	33999	
618	501	2 048	606	1 338	6 648	515	401	392	3 793	440	1 098	1 235	1 018	645	275	34	
70	54	50	122	47	244	14	23	58	389	138	192	154	40	153	5	34111	
33	26	55	29	34	289	42	12	15	144	42	34	82	33	36	9	342	
1	(Z)	(Z)	(Z)	(Z)	1	(Z)	(Z)	(Z)	1	(Z)	1	2	(Z)	1	(Z)	3421	
(Z)	(Z)	(Z)	(Z)	(Z)	(Z)	(Z)	(Z)	(Z)	1	(Z)	(Z)	(Z)	1	(Z)	(Z)	34211	
(Z)	(Z)	1	(Z)	(Z)	(Z)	(Z)	(Z)	(Z)	1	(Z)	(Z)	(Z)	1	(Z)	-	34213	
(Z)	(Z)	15	25	1	12	(Z)	(Z)	(Z)	(Z)	(Z)	(Z)	1	(Z)	(Z)	1	34215	
5	4	2	16	3	1	(Z)	(Z)	2	91	9	2	7	(Z)	(Z)	-	34219	
3	1	2	3	7	3	(Z)	(Z)	1	82	2	1	5	8	7	1	3423	
(Z)	(Z)	(Z)	(Z)	(Z)	(Z)	-	-	(Z)	1	-	(Z)	(Z)	2	1	(Z)	34231	
(Z)	(Z)	1	3	(Z)	(Z)	-	-	(Z)	(Z)	6	(Z)	(Z)	(Z)	(Z)	(Z)	34232	
1	(Z)	2	3	(Z)	(Z)	-	(Z)	(Z)	(Z)	1	(Z)	(Z)	1	(Z)	(Z)	34234	
(Z)	(Z)	10	2	(Z)	2	(Z)	1	1	7	(Z)	1	1	4	5	(Z)	34236	
13	4	6	2	(Z)	5	(Z)	(Z)	(Z)	14	1	(Z)	(Z)	1	(Z)	(Z)	34239	
12	2	2	1	3	18	3	5	2	11	4	10	8	13	(Z)	(Z)	34251	
(Z)	(Z)	-	-	(Z)	7	(Z)	4	(Z)	6	1	3	8	10	3	5	3428	
25	29	44	2	33	243	37	5	9	3	1	(Z)	-	(Z)	(Z)	(Z)	34283	
3	3	16	17	207	207	35	2	1	40	27	18	63	10	(Z)	(Z)	34284	
2	(Z)	1	4	4	4	2	2	5	11	19	17	59	6	26	1	3429	
(Z)	(Z)	(Z)	(Z)	(Z)	8	1	(Z)	(Z)	7	3	1	3	2	24	(Z)	34291	
19	26	26	1	12	24	(Z)	(Z)	(Z)	2	3	(Z)	(Z)	(Z)	1	(Z)	34293	
5	10	16	40	13	36	1	6	3	20	1	(Z)	1	1	1	(Z)	34294	
2	1	2	3	2	2	-	1	10	56	4	9	20	27	22	2	34299	
(Z)	(Z)	2	3	2	2	-	1	1	10	1	1	2	2	5	(Z)	343	
2	1	2	(Z)	1	(Z)	-	(Z)	(Z)	9	1	(Z)	2	1	5	(Z)	3431	
2	8	11	35	8	22	1	3	9	12	1	(Z)	1	(Z)	(Z)	(Z)	34312	
1	(Z)	3	-	-	1	(Z)	(Z)	3	38	2	10	15	23	2	1	34321	
(Z)	2	5	30	5	6	(Z)	1	2	3	(Z)	3	(Z)	2	16	1	3433	
-	(Z)	-	1	(Z)	1	(Z)	1	3	9	1	3	2	4	-	(Z)	34332	
(Z)	(Z)	1	(Z)	2	(Z)	-	(Z)	-	(Z)	1	(Z)	1	(Z)	1	(Z)	34333	
(Z)	1	1	2	5	(Z)	-	(Z)	4	6	-	-	-	-	12	-	34335	
145	201	411	176	145	605	66	114	95	13	(Z)	(Z)	2	4	(Z)	(Z)	34336	
3	89	224	4	12	87	17	17	13	660	5	83	445	162	198	131	344	
3	89	223	4	12	87	17	(Z)	13	278	5	3	481	85	78	11	3441	
(Z)	(Z)	1	-	(Z)	(Z)	(Z)	-	(Z)	275	5	3	481	85	76	11	34411	
23	10	20	25	20	103	2	15	21	4	(Z)	(Z)	(Z)	(Z)	2	(Z)	34412	
9	6	15	1	3	91	2	15	7	37	3	10	23	6	34	8	3442	
10	1	1	22	9	4	2	15	7	26	2	5	7	2	22	2	34421	
1	(Z)	1	(Z)	(Z)	1	-	-	1	2	(Z)	2	2	(Z)	4	(Z)	34422	
4	2	4	1	7	7	(Z)	-	(Z)	3	(Z)	(Z)	(Z)	-	(Z)	(Z)	34423	
(Z)	4	2	(Z)	68	11	26	1	77	5	5	32	34	8	3	34425		
(Z)	2	1	-	1	6	(Z)	(Z)	6	2	(Z)	6	(Z)	14	40	(Z)	3443	
(Z)	11	14	(Z)	1	5	(Z)	-	(Z)	-	-	(Z)	-	1	(Z)	(Z)	34431	
1	3	1	(Z)	13	9	9	9	(Z)	15	(Z)	(Z)	16	1	-	-	34432	
2	7	17	79	5	40	10	17	1	17	1	4	10	31	6	(Z)	34433	
(Z)	1	11	3	6	9	(Z)	(Z)	(Z)	30	2	(Z)	(Z)	1	1	(Z)	34434	
108	52	103	47	34	255	28	51	37	8	-	1	(Z)	-	31	8	34435	
2	28	4	1	7	71	9	8	6	84	18	66	64	5	37	29	34439	
39	14	89	-	(Z)	(Z)	-	-	6	15	7	18	28	(Z)	26	7	3444	
-	(Z)	10	-	14	107	8	5	-	1	-	(Z)	-	-	-	-	34443	
10	9	10	(Z)	9	70	1	-	30	42	-	42	27	(Z)	7	21	34444	
5	21	6	6	3	33	1	2	2	6	-	-	-	-	-	-	34445	
1	(Z)	1	-	(Z)	1	-	(Z)	(Z)	17	10	5	8	4	4	2	34446	
(Z)	(Z)	1	-	(Z)	1	-	(Z)	(Z)	22	11	4	5	12	7	17	3446	
2	15	4	1	(Z)	2	(Z)	(Z)	(Z)	(Z)	-	3	(Z)	-	(Z)	5	34461	
1	5	1	1	2	27	1	(Z)	2	13	(Z)	(Z)	1	-	2	(Z)	34462	
6	13	40	16	(Z)	4	(Z)	1	(Z)	7	11	(Z)	2	11	1	10	34464	
-	3	6	5	33	6	6	4	17	210	3	(Z)	1	1	3	3	34469	
6	10	34	12	5	2	4	2	1	1	11	8	27	17	25	16	3449	
13	23	76	27	31	3	3	2	17	209	9	7	(Z)	3	3	2	34492	
3	12	70	32	160	30	2	11	81	12	17	1	27	14	22	14	34499	
9	5	6	28	143	19	2	9	79	11	17	8	14	3	(Z)	(Z)	3452	
160	22	912	15	194	17	11	(Z)	1	3	1	3	2	(Z)	(Z)	(Z)	34529	
18	1	-	8	4	3 690	165	52	19	486	41	664	405	130	147	15	3461	
4	(Z)	8	1	1	4	9	(Z)	(Z)	26	2	(Z)	(Z)	-	1	2	34611	
					3	(Z)	1	2	14	1	1	2	1	2	3	34612	



TABLE 6. SHIPMENTS BY MANUFACTURING ESTABLISHMENTS--COMMODITIES BY PRODUCTION AREA OF DESTINATION: 1977--CON.

TCC CODE	COMMODITY	TONS (THOUSANDS) SHIPPED BY PRODUCTION AREA OF DESTINATION--CON.									
		SOUTH ATLANTIC--CON.					EAST SOUTH CENTRAL				
		PA 5-3 (NORF- RICH)	PA 5-4 (GBORO W.S.)	PA 5-5 (CMAR)	PA 5-6 (ATLA)	PA 5-7 (DAYT- TAMPA)	PA 5-8 (MIAMI)	PA 6-1 (LVLE)	PA 6-2 (NASM)	PA 6-3 (MEMP)	PA 6-4 (BIRM)
33529	ALUMINUM BASIC SHAPES, NEC . . . . .	6	9	20	17	5	10	5	9	17	1
3356	MISCELLANEOUS NONFERROUS METAL BASIC SHAPES . . . . .	1	(Z)	(Z)	4	(Z)	3	(Z)	1	-	(Z)
33563	NICKEL AND NICKEL BASE ALLOY BASIC SHAPES . . . . .	(Z)	-	-	3	(Z)	-	-	-	-	(Z)
33564	ZINC AND ZINC BASE ALLOY BASIC SHAPES . . . . .	-	-	-	-	-	3	-	-	-	-
33565	TITANIUM BASIC SHAPES . . . . .	(Z)	(Z)	-	(Z)	-	-	-	-	-	-
33569	NONFERROUS METAL BASIC SHAPES, NEC . . . . .	1	(Z)	(Z)	-	(Z)	(Z)	(Z)	-	(Z)	-
3357	NONFERROUS METAL AND INSULATED WIRE . . . . .	15	32	86	81	29	37	18	35	18	13
33571	ALUMINUM WIRE, CABLE AND STRAND, BARE . . . . .	-	-	7	3	1	-	1	-	3	-
33572	COPPER WIRE, STRAND AND CABLE, BARE . . . . .	(Z)	19	2	(Z)	(Z)	2	-	2	(Z)	-
33573	NONFERROUS METAL WIRE, BARE, EXC. COPPER AND ALUMINUM . . . . .	(Z)	-	1	(Z)	(Z)	-	(Z)	(Z)	(Z)	-
33574	WIRE AND CABLE, INSULATED, ALL TYPES . . . . .	15	13	77	78	28	35	18	32	15	13
336	NONFERROUS METAL CASTINGS . . . . .	6	4	4	2	5	10	2	3	(Z)	3
33612	ALUMINUM AND ALUMINUM BASE ALLOY CASTINGS * . . . . .	4	2	2	(Z)	8	4	(Z)	3	(Z)	(Z)
33621	COPPER, BRASS, AND BRONZE CASTINGS * . . . . .	(Z)	(Z)	(Z)	(Z)	2	2	(Z)	(Z)	(Z)	2
3369	MISCELLANEOUS NONFERROUS METAL CASTINGS . . . . .	1	3	2	1	(Z)	1	2	(Z)	(Z)	(Z)
33691	MAGNESIUM CASTINGS . . . . .	-	-	1	(Z)	-	(Z)	-	-	-	-
33692	ZINC AND ZINC BASE ALLOY CASTINGS . . . . .	1	3	1	1	(Z)	(Z)	2	(Z)	(Z)	(Z)
33693	LEAD AND LEAD BASE ALLOY CASTINGS . . . . .	-	-	-	-	-	(Z)	-	-	-	-
33699	NONFERROUS METAL CASTINGS, NEC . . . . .	(Z)	-	-	(Z)	(Z)	-	-	(Z)	-	-
339	MISCELLANEOUS PRIMARY METAL PRODUCTS . . . . .	8	3	46	6	(Z)	26	48	10	3	74
33911	IRON AND STEEL FORGINGS * . . . . .	(Z)	1	27	1	(Z)	36	22	8	3	73
33921	NONFERROUS METAL FORGINGS * . . . . .	(Z)	(Z)	1	(Z)	(Z)	(Z)	1	(Z)	(Z)	(Z)
3399	PRIMARY METAL PRODUCTS, NEC. . . . .	9	1	18	1	(Z)	(Z)	22	1	(Z)	1
33991	METAL POWDER, FLAKES, AND PASTE . . . . .	8	1	(Z)	(Z)	-	(Z)	14	1	-	1
33999	PRIMARY METAL PRODUCTS, NEC. . . . .	1	(Z)	18	1	(Z)	(Z)	8	(Z)	(Z)	(Z)
34	FABRICATED METAL PRODUCTS EXC. ORNANCE, MACH., TRANS.	494	294	402	853	946	410	532	167	285	431
34111	METAL CANS (INCL. MIXED SHIP.) CANS, TOPS, BOTTOMS) * . . . . .	40	86	14	20	602	5	23	1	77	8
342	CUTLERY, HAND TOOLS AND GENERAL HARDWARE . . . . .	14	22	24	55	24	35	16	22	15	7
3421	CUTLERY, EXC. ELECTRICAL . . . . .	(Z)	(Z)	1	3	(Z)	1	(Z)	(Z)	(Z)	(Z)
34211	KITCHEN AND TABLE CUTLERY, EXC. ELECTRICAL . . . . .	(Z)	(Z)	(Z)	(Z)	(Z)	(Z)	(Z)	(Z)	(Z)	(Z)
34213	SCISSORS AND SHEARS, EXC. ELECTRICAL . . . . .	(Z)	(Z)	(Z)	(Z)	(Z)	(Z)	(Z)	(Z)	(Z)	(Z)
34215	RAZOR BLADES AND RAZORS, EXC. ELECTRICAL . . . . .	(Z)	(Z)	(Z)	1	(Z)	(Z)	(Z)	(Z)	(Z)	(Z)
34219	CUTLERY, NEC, EXC. ELECTRICAL . . . . .	(Z)	(Z)	(Z)	(Z)	(Z)	(Z)	(Z)	(Z)	(Z)	(Z)
3423	HAND AND EDGE TOOLS . . . . .	4	11	4	4	11	1	1	(Z)	3	1
34231	MECHANICS HAND SERVICE TOOLS . . . . .	3	2	3	3	1	1	1	(Z)	2	(Z)
34232	EDGE TOOLS . . . . .	(Z)	(Z)	(Z)	(Z)	(Z)	(Z)	(Z)	(Z)	(Z)	-
34234	SPOOLS, SPADES, SCOOPS, AND SCRAPERS . . . . .	-	-	(Z)	(Z)	(Z)	(Z)	(Z)	-	(Z)	-
34236	AGRICULTURAL HAND TOOLS AND PARTS . . . . .	1	-	(Z)	(Z)	(Z)	(Z)	(Z)	-	-	-
34239	HAND TOOLS, NEC. . . . .	1	9	1	1	10	(Z)	(Z)	(Z)	(Z)	(Z)
34251	HAND SAWS, SAW BLADES, AND ACCESSORIES * . . . . .	(Z)	4	2	(Z)	(Z)	1	(Z)	(Z)	(Z)	(Z)
3428	BUILDERS' AND CABINET HARDWARE . . . . .	1	4	13	10	9	13	5	12	8	8
34281	DOOR AND WINDOW HARDWARE . . . . .	1	1	13	6	7	9	1	1	7	7
34283	HINGES, HASPS, AND BUTTS . . . . .	(Z)	(Z)	-	-	(Z)	-	-	-	-	-
34284	CABINET HARDWARE . . . . .	(Z)	(Z)	-	1	-	1	11	-	(Z)	-
3429	MISCELLANEOUS HARDWARE . . . . .	8	4	7	33	5	25	12	7	5	2
34291	TRANSPORTATION EQUIPMENT HARDWARE . . . . .	1	(Z)	(Z)	30	3	3	(Z)	(Z)	2	-
34292	FURNITURE HARDWARE . . . . .	(Z)	2	(Z)	(Z)	(Z)	17	2	7	3	-
34293	VACUUM AND INSULATED BOTTLES, JUGS, AND CRESTS . . . . .	4	(Z)	(Z)	1	-	(Z)	(Z)	(Z)	(Z)	1
34294	HOSE FITTINGS . . . . .	(Z)	(Z)	(Z)	1	(Z)	(Z)	1	-	(Z)	(Z)
34299	HARDWARE, NEC. . . . .	3	2	6	1	1	4	8	(Z)	1	(Z)
343	PLUMBING FIXTURES AND HEATING APPARATUS . . . . .	10	7	17	16	11	9	8	12	8	17
3431	METAL SANITARY WARE . . . . .	6	2	3	3	7	8	(Z)	1	2	2
34311	CAST IRON SANITARY WARE . . . . .	5	2	3	3	4	6	(Z)	1	1	1
34312	METAL SANITARY WARE, EXC. CAST IRON . . . . .	1	(Z)	(Z)	(Z)	3	2	(Z)	-	1	1
34321	PLUMBING FIXTURE FITTINGS AND TRIM (BRASS GOODS) * . . . . .	1	1	(Z)	4	1	1	4	(Z)	1	5
3433	HEATING EQUIPMENT, EXC. ELECTRICAL . . . . .	3	5	15	12	3	2	4	12	5	15
34331	OIL BURNERS, RESIDENTIAL AND INDUSTRIAL . . . . .	(Z)	1	-	4	(Z)	1	-	-	-	2
34332	WARM AIR FURNACES . . . . .	1	(Z)	10	1	1	(Z)	(Z)	-	4	10
34333	CAST IRON HEATING BOILERS . . . . .	1	(Z)	-	1	-	-	-	-	-	(Z)
34335	STEEL HEATING BOILERS . . . . .	(Z)	-	-	-	-	-	-	-	-	-
34336	PARTS FOR NON-ELECTRIC HEATING EQUIPMENT . . . . .	(Z)	(Z)	(Z)	(Z)	(Z)	(Z)	-	(Z)	(Z)	(Z)
34339	HEATING EQUIPMENT, NEC, EXC. ELECTRIC . . . . .	(Z)	(Z)	5	2	(Z)	(Z)	2	(Z)	-	2
344	FABRICATED STRUCTURAL METAL PRODUCTS . . . . .	109	118	256	98	238	155	42	77	119	233
3441	FABRICATED STRUCTURAL METAL PRODUCTS . . . . .	42	38	181	4	115	15	10	51	3	198
34411	FABRICATED STRUCTURAL IRON AND STEEL PRODUCTS . . . . .	41	38	178	4	115	15	10	51	1	198
34412	FABRICATED STRUCTURAL NONFERROUS METAL PRODUCTS . . . . .	1	(Z)	3	(Z)	(Z)	-	(Z)	-	2	(Z)
3442	METAL DOORS, SASH, FRAMES, MOLDING, AND TRIM . . . . .	11	13	16	16	28	12	2	2	10	4
34421	METAL DOORS AND DOOR FRAMES . . . . .	4	1	11	1	11	11	1	2	5	3
34422	METAL WINDOW FRAMES AND SASH . . . . .	1	3	(Z)	2	15	1	1	(Z)	2	1
34423	METAL MOLDING, TRIM, AND STORE FRONTS . . . . .	1	(Z)	(Z)	(Z)	(Z)	-	-	(Z)	(Z)	(Z)
34425	METAL DOOR AND WINDOW SCREENS . . . . .	6	9	5	12	2	(Z)	(Z)	(Z)	3	(Z)
3443	FABRICATED PLATE PRODUCTS (BOILER SHOPS) . . . . .	13	17	21	15	29	18	11	2	19	14
34431	HEAT EXCHANGERS AND STEAM CONDENSERS . . . . .	(Z)	(Z)	(Z)	(Z)	(Z)	(Z)	4	(Z)	(Z)	(Z)
34432	FABR. STEEL PLATE FOR PIPE, PENSTOCKS, LININGS, ETC. . . . .	-	-	(Z)	-	-	3	1	-	-	-
34433	STEEL POWER BOILERS, PARTS, AND ATTACHMENTS . . . . .	(Z)	1	4	(Z)	(Z)	(Z)	6	(Z)	1	2
34434	GAS CYLINDERS (PRESSURE TANKS) . . . . .	4	4	(Z)	5	27	(Z)	-	-	13	(Z)
34435	METAL TANKS, EXC. PRESSURE TANKS . . . . .	8	12	17	10	3	14	-	1	(Z)	6
34439	FABRICATED PLATE PRODUCTS, NEC . . . . .	-	(Z)	(Z)	-	(Z)	-	-	1	5	7
3444	SHEET METAL PRODUCTS, EXC. CONTAINERS . . . . .	35	36	9	25	58	78	6	7	72	10
34441	SHEET METAL ROOFING, CEILING, SIDING . . . . .	3	1	(Z)	9	4	(Z)	2	5	1	9
34443	SHEET METAL CORNICES, SKYLIGHTS, ROOF VENTILATORS . . . . .	(Z)	-	2	-	(Z)	-	-	-	-	-
34444	SHEET METAL STOVE PIPE, ELBOWS, DUCTS . . . . .	32	33	4	11	2	2	-	(Z)	68	1
34445	SHEET METAL ROOF DRAINAGE EQUIPMENT . . . . .	-	-	-	13	3	4	-	-	-	-
34449	SHEET METAL PRODUCTS, NEC. . . . .	1	1	3	3	39	73	(Z)	2	2	(Z)
3446	ARCHITECTURAL AND ORNAMENTAL METAL WORK . . . . .	5	1	20	12	10	2	3	4	2	5
34461	ORNAMENTAL METAL WORK . . . . .	1	(Z)	1	(Z)	(Z)	(Z)	(Z)	(Z)	1	(Z)
34462	SCAFFOLDING, LADDERS, AND RELATED ARTICLES . . . . .	(Z)	-	-	1	-	(Z)	(Z)	-	(Z)	-
34464	STAIRS, STAIRCASES, BALCONIES, FIRE ESCAPES, RAILINGS . . . . .	2	(Z)	16	1	3	1	2	4	(Z)	1
34469	ARCHITECTURAL METAL WORK, NEC. . . . .	1	(Z)	4	10	7	1	-	(Z)	1	4
3449	MISCELLANEOUS METAL WORK . . . . .	10	16	7	36	44	95	3	18	12	23
34492	PREFABRICATED METAL BUILDINGS AND PARTS . . . . .	1	2	2	7	1	2	1	1	1	15
34499	METAL CONSTRUCTION MATERIALS, NEC. . . . .	9	14	5	28	42	94	1	17	11	7
3452	BOLTS, NUTS, SCREWS, RIVETS, AND WASHERS * . . . . .	2	9	9	7	14	6	9	(Z)	4	7
34521	BOLTS, NUTS, SCREWS, RIVETS, AND WASHERS . . . . .	2	9	9	6	12	6	8	(Z)	4	7
34529	INDUSTRIAL FASTENERS, NEC. . . . .	(Z)	-	(Z)	1	1	(Z)	(Z)	(Z)	(Z)	(Z)
3461	METAL STAMPINGS * . . . . .	160	11	2	483	26	18	270	5	5	3
34611	VITREOUS ENAMELED METAL PRODUCTS . . . . .	2	(Z)	-	3	1	3	3	-	-	(Z)
34612	STAMPED AND SPUN HOSPITAL UTENSILS . . . . .	(Z)	(Z)	(Z)	22	(Z)	1	(Z)	1	(Z)	(Z)



TONS (THOUSANDS) SHIPPED BY PRODUCTION AREA OF DESTINATION--CON.

WEST SOUTH CENTRAL						MOUNTAIN				PACIFIC					NON PRODUCTION AREA	ESTI-NATION UNKNOWN	TCC CODE
PA 7-1 (N.ORL)	PA 7-2 (HOUS)	PA 7-3 (AUST)	PA 7-4 (DALL)	PA 7-5 (TULS)	PA 8-1 (DENV)	PA 8-2 (SALT LAKE)	PA 8-3 (PHNX)	PA 9-1 (SETL)	PA 9-2 (PORT)	PA 9-3 (SANF)	PA 9-4 (SACR)	PA 9-5 (LOSA)	PA 9-6 (SAN DIEGO)				
4	8	-	17	6	12	1	(Z)	4	4	5	(Z)	58	1	201	-	33529	
6	23	(Z)	2	4	(Z)	1	(Z)	14	(Z)	1	47	(Z)	20	(Z)	5	3356	
5	1	-	(Z)	-	-	-	-	11	(Z)	(Z)	-	9	(Z)	11	(Z)	33563	
(Z)	1	-	-	-	(Z)	-	-	-	(Z)	-	-	-	-	-	36	33564	
-	1	-	(Z)	(Z)	-	(Z)	-	(Z)	(Z)	(Z)	(Z)	3	-	12	4	33565	
(Z)	(Z)	(Z)	1	(Z)	(Z)	(Z)	(Z)	(Z)	(Z)	11	(Z)	4	-	13	1	33569	
52	88	10	161	15	15	16	32	59	13	84	18	139	26	1	675	109	3357
(Z)	(Z)	-	79	-	(Z)	8	(Z)	(Z)	(Z)	1	(Z)	1	-	172	-	33571	
(Z)	2	-	2	-	(Z)	(Z)	(Z)	21	(Z)	(Z)	-	3	13	166	(Z)	33572	
(Z)	(Z)	(Z)	(Z)	(Z)	(Z)	(Z)	(Z)	(Z)	-	2	-	5	-	26	(Z)	33573	
52	85	10	81	15	14	8	32	37	12	81	18	130	13	1	310	109	33574
2	3	1	10	16	7	5	1	5	6	38	1	135	4	483	4	336	
2	1	1	2	1	6	2	1	2	2	26	1	64	1	341	1	33612	
1	1	(Z)	3	3	(Z)	(Z)	(Z)	3	1	10	(Z)	14	(Z)	35	(Z)	33621	
(Z)	(Z)	-	(Z)	8	1	(Z)	(Z)	(Z)	(Z)	1	(Z)	52	1	117	2	3369	
-	-	-	(Z)	-	-	-	-	-	(Z)	(Z)	-	(Z)	(Z)	2	(Z)	33691	
(Z)	(Z)	-	(Z)	(Z)	1	-	-	(Z)	(Z)	1	(Z)	24	1	109	2	33692	
-	-	-	(Z)	-	(Z)	-	-	-	-	-	-	-	-	2	(Z)	33693	
-	-	-	-	8	-	(Z)	(Z)	-	-	(Z)	-	28	-	4	(Z)	33699	
20	126	(Z)	21	55	3	5	11	4	36	(Z)	92	1	1	482	139	339	
5	81	-	12	26	2	2	1	2	3	3	10	1	1	091	130	33911	
(Z)	(Z)	(Z)	2	1	(Z)	(Z)	(Z)	6	1	11	-	13	(Z)	29	7	33921	
12	7	(Z)	3	21	(Z)	6	4	1	(Z)	16	(Z)	62	(Z)	392	3	3399	
6	6	-	(Z)	6	(Z)	(Z)	(Z)	1	(Z)	12	(Z)	30	-	242	1	33991	
6	2	(Z)	3	15	(Z)	5	4	(Z)	(Z)	4	-	31	(Z)	150	2	33999	
543	2 124	290	965	336	330	296	213	254	524	1 021	522	1 882	75	19 244	753	34	
14	90	11	210	9	9	12	31	7	64	361	371	310	9	2 553	4	34111	
10	14	12	31	9	10	14	55	22	12	40	10	142	3	578	99	342	
(Z)	(Z)	(Z)	2	(Z)	(Z)	(Z)	(Z)	(Z)	(Z)	2	(Z)	5	(Z)	10	2	3421	
(Z)	(Z)	(Z)	(Z)	(Z)	(Z)	(Z)	(Z)	(Z)	(Z)	(Z)	(Z)	1	(Z)	3	(Z)	34211	
(Z)	(Z)	(Z)	(Z)	(Z)	(Z)	(Z)	(Z)	(Z)	(Z)	1	(Z)	(Z)	(Z)	3	1	34213	
(Z)	(Z)	(Z)	1	(Z)	-	-	(Z)	-	(Z)	(Z)	-	1	(Z)	2	-	34215	
(Z)	(Z)	(Z)	(Z)	(Z)	(Z)	(Z)	(Z)	(Z)	(Z)	(Z)	(Z)	3	(Z)	2	(Z)	34219	
3	3	1	11	2	2	1	11	5	4	8	2	15	1	86	72	3423	
1	2	(Z)	5	1	1	(Z)	10	3	3	3	(Z)	8	(Z)	54	54	34231	
(Z)	(Z)	(Z)	1	1	(Z)	(Z)	(Z)	(Z)	(Z)	(Z)	(Z)	1	(Z)	9	4	34232	
(Z)	(Z)	-	-	(Z)	(Z)	-	-	-	(Z)	-	(Z)	(Z)	(Z)	5	4	34234	
(Z)	(Z)	-	(Z)	(Z)	(Z)	-	-	(Z)	(Z)	(Z)	-	(Z)	(Z)	3	9	34236	
(Z)	(Z)	(Z)	4	1	(Z)	1	(Z)	2	(Z)	5	2	6	(Z)	13	(Z)	34239	
(Z)	(Z)	(Z)	(Z)	(Z)	(Z)	(Z)	(Z)	(Z)	1	1	2	2	(Z)	13	1	34251	
4	8	7	7	4	2	1	86	8	5	16	6	22	2	143	14	3428	
2	3	2	4	1	2	1	(Z)	3	1	8	2	13	2	54	6	34281	
(Z)	(Z)	(Z)	(Z)	(Z)	-	(Z)	-	(Z)	-	6	-	(Z)	(Z)	4	2	34283	
(Z)	(Z)	(Z)	1	(Z)	(Z)	-	1	(Z)	-	1	(Z)	1	-	14	2	34284	
2	2	2	12	1	8	11	-	6	1	14	1	86	1	349	21	3429	
(Z)	(Z)	(Z)	7	(Z)	(Z)	-	(Z)	4	(Z)	6	(Z)	43	(Z)	87	12	34291	
(Z)	(Z)	(Z)	3	(Z)	1	-	(Z)	4	(Z)	1	7	(Z)	4	78	1	34292	
(Z)	1	1	(Z)	1	3	11	(Z)	3	(Z)	1	(Z)	(Z)	(Z)	13	(Z)	34293	
(Z)	1	1	(Z)	1	3	(Z)	(Z)	1	(Z)	1	(Z)	2	(Z)	15	(Z)	34294	
1	(Z)	1	2	(Z)	3	(Z)	(Z)	1	(Z)	8	(Z)	37	(Z)	156	8	34299	
12	11	12	30	9	33	5	4	15	24	16	13	64	5	390	33	343	
4	5	7	4	3	3	2	2	6	12	9	4	17	1	83	7	3431	
4	2	7	1	3	2	2	1	1	6	3	1	11	-	55	7	34311	
(Z)	4	1	2	(Z)	1	(Z)	(Z)	5	6	6	2	6	1	28	-	34312	
2	3	2	14	1	2	2	2	1	3	2	2	17	(Z)	78	8	34321	
5	2	4	12	3	29	2	(Z)	12	14	5	7	30	3	243	18	3433	
(Z)	1	1	1	(Z)	1	1	-	4	7	(Z)	4	2	-	33	2	34331	
3	1	2	2	2	9	(Z)	(Z)	1	1	1	2	11	3	48	(Z)	34332	
(Z)	(Z)	-	-	-	(Z)	(Z)	-	4	(Z)	1	-	-	-	26	(Z)	34333	
-	(Z)	-	-	-	-	-	-	-	-	-	-	-	-	21	11	34335	
(Z)	(Z)	(Z)	(Z)	(Z)	1	(Z)	(Z)	(Z)	(Z)	(Z)	(Z)	1	(Z)	14	4	34336	
2	(Z)	(Z)	7	1	17	(Z)	(Z)	1	5	2	1	12	(Z)	42	(Z)	34339	
278	1 157	194	328	155	150	212	54	104	272	316	119	252	27	8 775	400	344	
76	331	17	105	77	1	6	14	3	77	18	9	62	8	3 055	38	3441	
71	331	17	105	76	1	6	14	3	77	18	9	62	8	3 046	38	34411	
5	(Z)	-	(Z)	1	(Z)	-	-	-	(Z)	(Z)	-	(Z)	-	9	1	34412	
11	24	11	29	19	3	3	4	28	47	80	12	16	3	623	30	3442	
3	14	4	13	5	(Z)	2	1	5	28	27	8	11	3	287	18	34421	
7	6	6	6	4	1	1	1	11	14	13	2	3	(Z)	197	(Z)	34422	
1	(Z)	(Z)	8	1	(Z)	(Z)	(Z)	-	(Z)	(Z)	1	1	(Z)	13	3	34423	
1	4	(Z)	2	9	2	(Z)	1	11	4	40	2	1	(Z)	127	8	34425	
99	456	15	46	19	7	4	(Z)	3	2	9	1	42	9	1 419	145	3443	
16	102	(Z)	1	1	-	(Z)	1	(Z)	1	(Z)	1	3	(Z)	195	7	34431	
8	7	-	-	1	-	-	-	-	-	1	(Z)	3	(Z)	24	34	34432	
3	15	1	(Z)	7	(Z)	2	-	(Z)	-	(Z)	(Z)	(Z)	(Z)	241	1	34433	
8	11	-	22	5	6	1	-	(Z)	-	5	(Z)	16	(Z)	288	3	34434	
61	317	14	22	(Z)	(Z)	(Z)	(Z)	1	(Z)	1	1	13	4	463	45	34435	
3	4	-	1	5	-	(Z)	-	(Z)	1	1	(Z)	2	(Z)	199	-	34439	
15	84	2	50	5	133	153	5	27	51	143	82	49	1	1 717	175	3444	
2	37	1	17	4	1	2	4	(Z)	3	3	2	26	1	363	37	34441	
-	5	-	-	(Z)	-	-	-	(Z)	1	(Z)	-	1	-	3	1	34443	
1	7	-	10	1	125	136	-	5	1	80	70	10	-	737	6	34444	
-	(Z)	-	-	(Z)	-	-	-	3	14	55	7	-	-	76	5	34445	
11	34	(Z)	23	(Z)	7	3	1	5	7	4	2	3	(Z)	175	79	34449	
11	140	11	46	15	3	3	2	8	1	4	3	32	(Z)	250	11	3446	
(Z)	1	-	1	-	-	-	-	(Z)	(Z)	-	3	-	-	43	(Z)	34461	
1	113	-	2	(Z)	(Z)	-	-	(Z)	(Z)	1	(Z)	1	-	6	4	34462	
9	10	(Z)	33	15	(Z)	1	(Z)	-	1	(Z)	-	26	(Z)	148	3	34464	
1	16	10	10	(Z)	3	2	2	8	(Z)	3	(Z)	5	(Z)	53	3	34469	
68	170	148	77	23	7	36	18	11	34	75	12	60	8	1 741	74	3449	
15	43	7	18	15	6	10	11	7	11	3	17	8	15	483	38	34492	
53	127	141	58	8	1	27	7	(Z)	31	58	5	46	(Z)	1 259	36	34499	
1	5	1	5	4	4	2	2	1	3	5	(Z)	18	(Z)	450	13	3452	
1	4	1	3	2	4	2	2	1	3	5	(Z)	17	(Z)	399	13	34521	
(Z)	(Z)	(Z)	2	2	(Z)	(Z)	(Z)	(Z)	(Z)	(Z)	-	1	(Z)	51	-	34529	
21	13	39	115	79	8	12	11	9	1	174	17	480	3	1 461	85	3461	
2	1	-	1	(Z)	-	6	(Z)	-	-	(Z)	-	2	1	140	22	34611	
(Z)	1	1	2	(Z)	1	2	-	(Z)	(Z)	1	1	1	1	35	-	34612	

TABLE 6. SHIPMENTS BY MANUFACTURING ESTABLISHMENTS--COMMODITIES BY PRODUCTION AREA OF DESTINATION: 1977--CON.

TCC CODE	COMMODITY	TONS (THOUSANDS) SHIPPED BY PRODUCTION AREA OF DESTINATION										
		TOTAL TONS SHIPPED (THOU- SANDS)	NEW ENGLAND				MIDDLE ATLANTIC					
			PA 1-1 (BOST)	PA 1-2 (HART)	PA 2-1 (NYNY)	PA 2-2 (N.NJ)	PA 2-3 (PHIL)	PA 2-4 (MARR)	PA 2-5 (ALLN)	PA 2-6 (N.PA)	PA 2-7 (SYRA)	
34613	AUTOMOBILE STAMPINGS	9 439	44	2	96	492	325	-	-	-	-	6
34614	METAL CLOSURES	444	4	1	7	22	7	3	3	(Z)	-	11
34616	DISPENSERS; NAPKIN, TISSUE, TOWEL, ETC.	1 351	(Z)	(Z)	(Z)	(Z)	(Z)	(Z)	(Z)	(Z)	-	-
34619	METAL STAMPINGS, NEC	1 350	15	6	11	8	7	1	1	1	1	4
3481	MISCELLANEOUS FABRICATED WIRE PRODUCTS *	3 023	29	5	65	56	51	10	14	12	9	5
34812	WIRE SPRINGS	504	10	1	11	16	9	2	(Z)	(Z)	1	1
34813	WIRE FENCING, FENCE POSTS, AND GATES	1 021	4	3	25	16	15	1	6	11	5	5
34814	WIRE CLOTH AND OTHER WOVEN WIRE PRODUCTS	183	1	(Z)	3	5	5	(Z)	3	-	3	-
34815	WIRE CHAIN	108	2	(Z)	4	(Z)	(Z)	(Z)	(Z)	(Z)	(Z)	-
34816	BARBED AND TWISTED WIRE	101	-	-	-	-	-	-	-	-	-	-
34817	WELDED WIRE FABRIC AND MESH	401	(Z)	-	1	5	1	-	(Z)	(Z)	(Z)	-
34819	FABRICATED WIRE PRODUCTS, NEC	704	11	1	21	13	21	7	4	1	(Z)	-
349	MISCELLANEOUS FABRICATED METAL PRODUCTS	15 002	73	61	153	260	231	29	46	16	54	54
3491	METAL SHIPPING CONTAINERS	1 758	9	10	27	74	78	1	1	2	5	5
34912	STEEL SHIPPING PAILS, BARRELS, DRUMS, AND KEGS	1 710	9	10	23	54	65	1	1	2	3	3
34921	METAL SAFES AND VAULTS *	384	3	(Z)	7	12	1	(Z)	2	(Z)	6	6
34931	STEEL SPRINGS, EXC. WIRE *	554	2	3	2	19	7	(Z)	22	3	1	1
3494	VALVES AND PIPE FITTINGS	2 866	16	16	36	46	63	11	10	9	23	23
34941	METAL VALVES FOR PIPING SYSTEMS	722	4	1	11	8	22	1	(Z)	1	4	4
34942	METAL FITTINGS FOR PIPING SYSTEMS	568	8	1	5	15	3	6	(Z)	2	(Z)	(Z)
34944	FABRICATED PIPE AND PIPE FITTINGS	1 564	4	14	18	23	38	3	9	6	18	18
3499	FABRICATED METAL PRODUCTS, NEC	8 653	44	25	96	40	90	24	11	4	17	17
34992	METAL FOIL, LEAF; PRODUCTS THEREFROM; EXC. CONTAINERS	867	6	7	19	8	29	4	1	1	1	1
34994	COATED METALS AND METAL PRODUCTS	5 816	21	11	40	8	15	4	6	2	8	8
34996	FOIL SANITARY FOOD CONTAINERS	47	(Z)	(Z)	1	1	5	(Z)	-	-	(Z)	-
34997	METAL SHIP. CONT. EXC. PAILS, BARRELS, DRUMS, KEGS	112	(Z)	(Z)	-	-	(Z)	-	-	-	-	-
34999	FABRICATED METAL PRODUCTS, NEC	1 764	16	6	36	13	41	16	2	1	5	5
35	MACHINERY, EXCEPT ELECTRICAL	25 820	200	120	456	328	371	154	70	42	122	122
351	ENGINES AND TURBINES	1 665	11	7	42	13	8	3	5	20	15	15
35112	STEAM ENG., TURBINES, TURBINE GENERATOR SETS, PARTS *	224	8	7	8	4	12	3	1	(Z)	15	15
3519	MISCELLANEOUS INTERNAL COMBUSTION ENGINES	1 486	4	1	36	9	9	6	3	5	6	6
35195	OUTBOARD MOTORS AND PARTS	75	1	(Z)	1	2	4	-	3	(Z)	(Z)	(Z)
35199	INTERNAL COMBUSTION ENGINES, NEC	1 411	3	(Z)	35	8	5	6	3	5	5	5
352	FARM MACHINERY AND EQUIPMENT	4 713	11	5	25	8	25	15	7	(Z)	27	27
3522	FARM MACHINERY AND EQUIPMENT	3 964	3	(Z)	15	2	11	12	5	(Z)	7	7
35222	WHEEL TRACTORS, PARTS, AND ATTACHMENTS	870	3	(Z)	13	(Z)	1	1	4	-	1	1
35223	PLANTING AND FERTILIZING MACHINERY AND PARTS	225	(Z)	-	(Z)	1	1	(Z)	-	-	-	-
35225	HARVESTING MACHINERY AND PARTS	777	-	(Z)	(Z)	-	4	(Z)	-	-	3	3
35227	MACHINES FOR PREPARING CROPS FOR MARKET	663	-	-	-	-	-	-	-	-	-	-
35228	BARN, BARNYARD, AND POULTRY EQUIPMENT	337	-	(Z)	(Z)	-	4	3	-	-	(Z)	(Z)
35229	FARM MACHINERY AND EQUIPMENT, NEC	619	-	(Z)	1	1	(Z)	4	(Z)	(Z)	(Z)	(Z)
35241	GARDEN TRACTORS AND LAWN AND GARDEN EQUIPMENT *	731	8	4	10	6	14	3	1	(Z)	13	13
353	CONSTRUCTION, MINING, MATERIALS HANDLING MACH., EQUIP.	6 467	23	12	67	49	137	45	31	2	19	19
3531	CONSTRUCTION MACHINERY AND EQUIPMENT	3 404	4	6	19	15	28	33	15	(Z)	8	8
35311	CONTRACTORS OFF-HIGHWAY WHEEL AND TRACKED TRACTORS	517	1	-	2	-	8	27	-	-	2	2
35313	TRACKLAYING ATTACHMENTS AND PARTS	679	(Z)	5	1	3	10	(Z)	15	-	(Z)	(Z)
35314	POWER CRANES, DRAGLINES, SMOVELS, LOADERS, AND PARTS	1 373	2	(Z)	11	11	5	2	(Z)	(Z)	4	4
35316	MIXERS, PAVERS, AND RELATED EQUIPMENT	13	(Z)	1	2	(Z)	(Z)	(Z)	(Z)	-	1	1
35318	SCRAPERS, GRADERS, ROLLERS, OFF-HWY. TRUCKS, TRAILERS	459	(Z)	-	2	(Z)	(Z)	-	(Z)	-	1	1
35319	CONSTRUCTION MACHINERY AND EQUIPMENT, NEC	323	(Z)	(Z)	1	1	(Z)	4	(Z)	(Z)	(Z)	(Z)
3532	MINING MACHINERY, EQUIPMENT, AND PARTS	447	3	1	8	7	8	(Z)	14	(Z)	(Z)	(Z)
35321	UNDERGROUND MINING MACHINERY AND PARTS	353	3	(Z)	7	4	6	(Z)	14	(Z)	(Z)	(Z)
35322	CRUSHING AND PULVERIZING PLANTS AND PARTS	30	(Z)	(Z)	(Z)	3	(Z)	(Z)	(Z)	(Z)	-	-
35329	MINING MACHINERY, EQUIPMENT, AND PARTS, NEC	64	(Z)	(Z)	(Z)	1	1	-	(Z)	(Z)	(Z)	(Z)
3533	OILFIELD MACHINERY AND EQUIPMENT	854	(Z)	(Z)	(Z)	(Z)	(Z)	(Z)	-	-	(Z)	(Z)
35331	GAS AND OILFIELD DRILLING MACHINERY, EQUIP., AND PARTS	698	(Z)	(Z)	(Z)	(Z)	(Z)	(Z)	-	-	(Z)	(Z)
35339	GAS AND OILFIELD MACHINERY AND TOOLS, NEC	156	-	(Z)	(Z)	-	(Z)	-	-	-	-	-
35341	ELEVATORS, MOVING STAIRWAYS, AND PARTS *	164	1	(Z)	10	5	2	7	(Z)	(Z)	1	1
35351	CONVEYORS, CONVEYING EQUIPMENT AND PARTS *	610	5	1	5	6	13	1	2	(Z)	1	1
3536	HOISTS AND INDUSTRIAL CRANES	277	1	1	5	2	8	(Z)	(Z)	(Z)	2	2
35361	HOISTS	102	(Z)	1	3	1	4	(Z)	(Z)	(Z)	1	1
35362	OVERHEAD TRAVELING CRANES AND MONORAIL SYSTEMS	175	(Z)	(Z)	2	1	4	(Z)	(Z)	(Z)	1	1
3537	INDUSTRIAL TRUCKS AND TRACTORS	727	7	1	12	15	73	3	(Z)	1	7	7
35371	INDUSTRIAL STACKERS, TRACTORS AND PARTS	690	7	1	12	15	73	1	(Z)	1	7	7
35373	INDUSTRIAL PALLETES, SKIDS, AND PLATFORMS; METAL	38	-	-	(Z)	-	-	2	-	-	-	-
354	METALWORKING MACHINERY AND EQUIPMENT	2 327	35	30	46	64	27	14	10	10	14	14
35412	MACHINE TOOLS, METAL CUTTING TYPES *	304	16	13	9	3	3	1	(Z)	7	2	2
35421	MACHINE TOOLS, METAL FORMING TYPES *	163	4	(Z)	5	(Z)	1	1	(Z)	1	(Z)	(Z)
35441	SPECIAL DIES AND TOOLS, DIE SETS, JIGS, AND FIXTURES *	1 227	2	9	2	33	10	7	12	(Z)	6	6
35451	MACHINE TOOL ACCESSORIES AND MEASURING DEVICES *	213	1	5	8	1	1	(Z)	(Z)	(Z)	1	1
3548	METALWORKING MACHINERY, EXC. MACHINE TOOLS	441	9	2	13	19	11	6	2	2	5	5
35481	ROLLING MILL MACHINERY AND EQUIPMENT	159	(Z)	(Z)	5	1	5	1	1	1	3	3
35484	AUTOMOTIVE MAINTENANCE EQUIP., INCL. LIFTS AND RUNWAYS	38	4	(Z)	(Z)	1	1	2	2	(Z)	1	1
35489	METALWORKING MACHINERY, NEC	244	5	1	8	17	5	4	(Z)	1	2	2
355	SPECIAL INDUSTRY MACHINERY	1 559	26	12	52	55	29	11	4	7	5	5
3551	FOOD PRODUCTS MACHINERY	300	7	1	7	4	1	1	(Z)	(Z)	2	2
35512	BAKERY MACHINERY AND EQUIPMENT	19	(Z)	(Z)	1	(Z)	(Z)	-	-	-	(Z)	(Z)
35514	FRUIT AND VEGETABLE CANNING AND PACKING MACHINERY	11	(Z)	-	(Z)	(Z)	(Z)	(Z)	-	(Z)	-	-
35515	BOTTLING MACHINERY, EXC. DAIRY	42	(Z)	(Z)	1	(Z)	(Z)	(Z)	(Z)	(Z)	(Z)	(Z)
35519	FOOD PRODUCTS MACHINERY, NEC	65	1	(Z)	4	3	(Z)	1	(Z)	(Z)	(Z)	(Z)
35522	TEXTILE MACHINERY, ATTACHMENTS, AND PARTS *	183	7	1	5	2	2	(Z)	(Z)	(Z)	(Z)	(Z)
35531	WOODWORKING MACHINERY *	106	1	(Z)	1	(Z)	(Z)	4	(Z)	(Z)	(Z)	(Z)
35541	PAPER INDUSTRIES MACHINERY, ATTACHMENTS, AND PARTS *	99	1	1	5	6	3	1	1	5	2	2
35552	PRINTING TRADES MACHINERY AND EQUIPMENT *	105	3	4	13	5	2	(Z)	1	(Z)	(Z)	(Z)
3559	MISCELLANEOUS SPECIAL INDUSTRY MACHINERY	763	8	5	20	32	22	4	2	2	1	1
35591	CHEMICAL MACHINERY AND EQUIPMENT	85	1	2	5	5	2	(Z)	-	-	(Z)	(Z)
35592	FOUNDRY MACHINERY AND EQUIPMENT, EXC. FURNACES	19	-	1	(Z)	(Z)	(Z)	(Z)	(Z)	(Z)	(Z)	(Z)
35594	RUBBER AND PLASTICS WORKING MACHINERY AND EQUIPMENT	108	4	-	5	4	11	(Z)	(Z)	(Z)	(Z)	(Z)
35596	COTTON GINNING MACHINERY AND EQUIPMENT	64	-	-	-	-	-	(Z)	-	-	-	-
35599	SPECIAL INDUSTRY MACHINERY, NEC	448	3	1	9	23	6	4	1	2	(Z)	(Z)
356	GENERAL INDUSTRIAL MACHINERY AND EQUIPMENT	3 725	34	14	54	47	54	40	10	4	10	10
3561	INDUSTRIAL COMPRESSORS, PUMPS, AND PUMPING EQUIPMENT	1 139	13	2	19	23	19	5	4	2	3	3
35611	INDUSTRIAL PUMPS AND PUMPING EQUIPMENT	701	8	1	7	12	11	3	1	1	1	1
35614	AIR AND GAS COMPRESSORS AND PARTS	323	5	(Z)	11	11	6	2	3	1	2	2
35619	INDUSTRIAL PUMPS AND PARTS, NEC	116	(Z)	1	2	(Z)	2	(Z)	(Z)	(Z)	(Z)	(Z)
35621	BALL AND ROLLER BEARINGS AND PARTS *	629	3	3	4	2	4	4	(Z)	1	(Z)	(Z)
3564	EXHAUST BLOWERS, VENTILATING FANS, AND FILTERS	598	6	4	14	12	8	24	3	(Z)	4	4
35641	INDUSTRIAL FANS AND BLOWERS	204	2	(Z)	3	3	3	2	2	-	3	3

TONS (THOUSANDS) SHIPPED BY PRODUCTION AREA OF DESTINATION--CON.

M.A.--CON.		EAST NORTH CENTRAL										WEST NORTH CENTRAL			SOUTH ATLANTIC		TCC CODE
PA 2-8 (BUFF)	PA 2-9 (PITT)	PA 3-1 (CLEV)	PA 3-2 (COLU)	PA 3-3 (CINC)	PA 3-4 (OETR)	PA 3-5 (LANS)	PA 3-6 (G.R.)	PA 3-7 (INOP)	PA 3-8 (CHIC)	PA 3-9 (MILW)	PA 4-1 (STLO)	PA 4-2 (K.C.)	PA 4-3 (M.SP)	PA 5-1 (BALT)	PA 5-2 (OC-MO-VA)		
102	18	829	-	171	3 598	152	20	14	196	12	607	387	84	124	6	34613	
3	2	7	4	13	8	1	(Z)	(Z)	43	12	3	9	4	13	1	34614	
-	(Z)	-	-	(Z)	-	(Z)	(Z)	(Z)	(Z)	(Z)	-	(Z)	-	(Z)	(Z)	34616	
33	1	68	3	5	75	4	30	3	195	14	53	6	41	7	3	34619	
67	47	46	36	63	144	23	17	19	121	28	27	34	50	31	50	3481	
18	6	14	16	5	92	11	3	3	14	8	12	6	5	(Z)	1	34812	
29	7	1	1	3	6	-	4	6	19	-	6	19	33	23	22	34813	
8	(Z)	2	(Z)	2	4	(Z)	(Z)	2	3	1	(Z)	2	3	5	2	34814	
1	(Z)	3	(Z)	(Z)	1	3	-	(Z)	3	1	2	(Z)	3	2	(Z)	34815	
-	(Z)	-	-	-	1	-	-	2	-	-	(Z)	(Z)	-	-	(Z)	34816	
6	6	12	-	8	4	8	1	1	9	2	2	5	4	-	3	34817	
5	28	15	19	45	35	1	9	5	72	16	4	2	3	1	23	34819	
137	134	471	176	679	1 484	169	174	180	1 913	133	122	104	728	85	63	349	
11	20	44	12	371	38	-	2	6	56	6	25	13	10	17	1	3491	
11	20	44	10	371	38	-	2	5	55	6	24	13	10	11	1	34912	
(Z)	4	2	1	5	15	-	-	(Z)	38	1	1	(Z)	(Z)	2	2	34921	
9	2	22	17	7	153	4	9	1	39	4	9	11	1	(Z)	(Z)	34931	
16	37	45	20	35	59	6	8	17	75	22	23	22	48	25	48	3494	
3	7	6	6	10	25	2	6	6	32	4	4	12	3	2	5	34941	
5	16	19	1	6	13	1	(Z)	7	24	4	5	3	30	2	1	34942	
8	15	21	13	19	20	4	1	4	19	13	14	7	15	21	42	34944	
102	64	347	124	152	1 158	160	152	137	1 705	95	60	51	236	66	32	3499	
2	2	18	2	12	3	4	1	4	56	5	10	10	4	6	2	34992	
93	49	304	87	104	969	115	142	126	1 412	23	42	16	165	20	28	34994	
-	(Z)	1	2	(Z)	1	-	(Z)	1	2	-	(Z)	(Z)	(Z)	(Z)	(Z)	34996	
(Z)	-	13	(Z)	3	51	(Z)	-	4	5	5	-	-	-	(Z)	-	34997	
7	13	11	33	33	134	41	3	2	228	63	8	24	67	39	2	34999	
192	311	621	363	307	1 609	236	171	121	1 149	376	314	231	240	373	71	35	
2	7	31	5	6	142	4	8	4	70	73	5	15	14	18	1	351	
(Z)	3	3	-	2	1	-	(Z)	(Z)	6	(Z)	(Z)	(Z)	1	2	(Z)	35112	
2	5	28	5	4	148	4	8	4	76	65	6	16	11	17	1	3519	
1	(Z)	(Z)	(Z)	-	1	(Z)	-	-	4	(Z)	4	(Z)	4	1	1	35195	
1	4	28	5	4	147	4	8	4	72	65	2	15	7	16	(Z)	35199	
23	16	33	32	18	218	19	9	29	89	28	17	41	29	19	6	352	
16	5	7	17	6	168	12	7	9	72	2	4	40	23	10	(Z)	3522	
2	4	(Z)	4	(Z)	30	1	(Z)	5	51	1	2	4	3	6	-	35222	
1	-	(Z)	6	2	6	-	(Z)	2	4	1	(Z)	14	5	1	-	35223	
10	(Z)	6	4	(Z)	13	9	2	(Z)	1	(Z)	(Z)	13	7	2	-	35225	
2	-	(Z)	-	1	-	-	(Z)	-	-	-	-	-	(Z)	(Z)	-	35227	
(Z)	(Z)	(Z)	-	(Z)	-	(Z)	-	-	(Z)	(Z)	1	(Z)	(Z)	(Z)	(Z)	35228	
(Z)	-	(Z)	1	3	6	1	4	1	12	(Z)	(Z)	4	3	1	(Z)	35229	
7	11	17	13	9	48	8	2	21	17	20	10	3	8	10	5	35241	
42	116	123	28	26	252	57	17	20	251	70	45	48	34	174	17	353	
20	30	54	16	13	163	34	6	18	190	50	14	17	11	115	2	3531	
1	7	4	5	7	24	-	1	1	8	6	1	3	2	15	-	35311	
5	(Z)	6	2	(Z)	20	30	(Z)	4	97	15	3	(Z)	3	10	1	35313	
2	15	33	2	5	79	(Z)	5	(Z)	64	15	9	12	4	74	(Z)	35314	
(Z)	(Z)	(Z)	(Z)	(Z)	(Z)	(Z)	(Z)	(Z)	(Z)	-	(Z)	-	-	(Z)	-	35316	
9	3	1	2	(Z)	40	-	-	12	9	(Z)	(Z)	2	2	11	-	35318	
(Z)	3	4	5	2	1	3	(Z)	1	12	14	(Z)	(Z)	(Z)	5	(Z)	35319	
1	51	12	6	(Z)	5	(Z)	(Z)	(Z)	8	1	3	(Z)	(Z)	4	1	3532	
(Z)	47	11	5	(Z)	3	-	(Z)	-	8	1	3	(Z)	(Z)	4	1	35321	
1	2	(Z)	(Z)	(Z)	1	-	(Z)	-	(Z)	(Z)	(Z)	(Z)	(Z)	(Z)	(Z)	35322	
-	2	(Z)	1	(Z)	1	(Z)	-	(Z)	(Z)	(Z)	(Z)	-	-	-	-	35329	
(Z)	(Z)	7	(Z)	(Z)	(Z)	(Z)	-	(Z)	1	10	(Z)	(Z)	1	(Z)	(Z)	3533	
(Z)	(Z)	7	(Z)	(Z)	(Z)	-	(Z)	-	(Z)	10	(Z)	-	1	(Z)	(Z)	35331	
(Z)	-	(Z)	(Z)	(Z)	-	-	-	-	(Z)	-	-	-	-	(Z)	-	35339	
3	3	1	3	2	4	1	(Z)	1	3	1	4	2	(Z)	6	10	35341	
4	14	20	(Z)	7	43	7	5	3	18	4	16	16	13	28	(Z)	35351	
6	4	8	1	1	1	(Z)	2	1	5	4	1	3	2	3	3	3536	
3	(Z)	1	(Z)	2	(Z)	2	(Z)	1	(Z)	1	(Z)	1	2	3	(Z)	35361	
4	4	6	(Z)	1	6	(Z)	2	(Z)	4	3	(Z)	1	1	(Z)	3	35362	
8	10	23	4	6	31	13	4	5	27	5	11	6	9	24	2	3537	
8	10	19	4	6	31	13	3	5	26	5	11	6	9	24	2	35371	
(Z)	-	4	-	(Z)	1	1	(Z)	1	(Z)	1	-	-	-	-	-	35373	
29	64	99	11	94	377	53	40	13	189	44	29	17	35	26	2	354	
4	1	6	8	27	31	8	1	3	13	6	7	1	9	1	1	35412	
1	2	3	(Z)	2	15	11	7	1	12	2	1	1	2	1	(Z)	35421	
19	38	64	1	52	307	34	31	5	40	30	14	1	22	8	(Z)	35441	
1	1	14	1	1	15	1	2	(Z)	88	2	1	9	2	(Z)	1	35451	
8	30	14	1	14	19	1	(Z)	3	38	5	3	6	8	17	1	3548	
3	27	10	-	7	11	(Z)	-	(Z)	17	1	(Z)	(Z)	3	9	-	35481	
1	1	(Z)	(Z)	1	1	(Z)	(Z)	(Z)	1	3	(Z)	(Z)	(Z)	(Z)	(Z)	35484	
4	2	4	1	6	8	(Z)	(Z)	3	19	1	3	5	5	8	(Z)	35489	
12	18	37	12	23	57	5	2	4	61	13	32	18	20	22	5	355	
3	1	1	1	1	35	4	1	(Z)	26	9	1	1	11	3	1	3551	
(Z)	(Z)	(Z)	(Z)	(Z)	2	(Z)	(Z)	(Z)	1	(Z)	(Z)	1	(Z)	-	-	35512	
1	(Z)	-	-	(Z)	-	(Z)	-	-	(Z)	1	-	(Z)	-	1	(Z)	35514	
(Z)	(Z)	(Z)	(Z)	1	26	-	(Z)	-	(Z)	4	(Z)	(Z)	(Z)	(Z)	(Z)	35515	
1	1	(Z)	(Z)	(Z)	3	1	1	(Z)	1	(Z)	(Z)	(Z)	7	(Z)	1	35519	
(Z)	1	(Z)	1	(Z)	(Z)	(Z)	-	-	(Z)	(Z)	(Z)	(Z)	(Z)	(Z)	(Z)	35522	
1	(Z)	1	(Z)	6	2	2	(Z)	(Z)	1	3	(Z)	(Z)	5	(Z)	(Z)	35531	
4	(Z)	7	(Z)	6	1	(Z)	(Z)	(Z)	1	(Z)	(Z)	2	(Z)	3	(Z)	35541	
5	15	29	4	13	20	(Z)	1	2	27	2	21	2	6	16	2	35552	
1	1	1	(Z)	6	2	2	(Z)	1	(Z)	11	1	(Z)	1	(Z)	(Z)	35591	
1	(Z)	1	(Z)	1	1	(Z)	(Z)	(Z)	(Z)	1	2	(Z)	(Z)	(Z)	-	35592	
2	(Z)	3	(Z)	3	3	(Z)	(Z)	2	4	(Z)	(Z)	1	6	2	(Z)	35594	
-	-	-	-	-	-	-	-	-	(Z)	-	(Z)	-	-	-	-	35596	
(Z)	7	25	3	3	14	(Z)	(Z)	1	12	1	18	(Z)	(Z)	13	1	35599	
33	31	104	217	62	201	30	10	29	314	91	29	21	39	60	10	356	
10	9	12	14	5	39	5	2	11	35	60	13	5	32	7	8	3561	
4	8	6	4	5	27	4	1	9	13	6	4	3	29	6	5	35611	
6	1	5	10	1	8	(Z)	1	2	21	53	8	1	1	2	3	35614	
1	(Z)	1	(Z)	(Z)	3	(Z)	(Z)	(Z)	2	(Z)	(Z)	(Z)	1	(Z)	(Z)	35619	
3	5	15	190	7	45	8	1	7	29	6	3	1	4	1	(Z)	35621	
5	3	15	2	5	18	1	5	3	53	3	7	4	4	8	2	3564	
1	2	4	2	1	5	1	2	2	36	2	1	1	1	2	1	35641	



TABLE 6. SHIPMENTS BY MANUFACTURING ESTABLISHMENTS--COMMODITIES BY PRODUCTION AREA OF DESTINATION: 1977--CON.

TONS (THOUSANDS) SHIPPED BY PRODUCTION AREA OF DESTINATION--CON.

TCC CODE	COMMODITY	SOUTH ATLANTIC--CON.					EAST SOUTH CENTRAL				
		PA 5-3 (NDRF- RICH)	PA 5-4 (GBORO W.S.)	PA 5-5 (CHAR)	PA 5-6 (ATLA)	PA 5-7 (DAYT- TAMPA)	PA 5-8 (MIAMI)	PA 6-1 (LVLE)	PA 6-2 (NASH)	PA 6-3 (MEMP)	PA 6-4 (BIRM)
34613	AUTOMOBILE STAMPINGS . . . . .	146	7	1	450	(Z)	1	260	(Z)	2	-
34614	METAL CLOSURES . . . . .	8	(Z)	1	5	16	3	3	1	1	3
34616	DISPENSERS; NAPKIN, TISSUE, TOWEL, ETC. . . . .	-	-	-	(Z)	-	(Z)	(Z)	(Z)	(Z)	-
34619	METAL STAMPINGS, NEC . . . . .	4	(Z)	(Z)	1	9	10	3	2	(Z)	(Z)
3481	MISCELLANEOUS FABRICATED WIRE PRODUCTS * . . . . .	19	35	17	60	54	65	83	23	18	52
34812	WIRE SPRINGS . . . . .	1	25	(Z)	13	1	2	6	1	7	1
34813	WIRE FENCING, FENCE POSTS, AND GATES . . . . .	10	1	9	37	25	43	8	16	1	32
34814	WIRE CLOTH AND OTHER WOVEN WIRE PRODUCTS . . . . .	(Z)	1	1	2	4	1	1	(Z)	1	(Z)
34815	WIRE CHAIN . . . . .	(Z)	(Z)	(Z)	(Z)	(Z)	(Z)	(Z)	(Z)	-	1
34816	BARBED AND TWISTED WIRE . . . . .	-	(Z)	-	3	2	3	2	4	1	-
34817	WELDED WIRE FABRIC AND MESH . . . . .	1	6	-	3	19	15	-	(Z)	2	-
34819	FABRICATED WIRE PRODUCTS, NEC . . . . .	6	2	6	5	2	1	67	2	5	17
349	MISCELLANEOUS FABRICATED METAL PRODUCTS . . . . .	145	26	60	122	89	81	99	19	55	117
3491	METAL SHIPPING CONTAINERS . . . . .	3	(Z)	5	33	43	22	7	-	13	10
34912	STEEL SHIPPING PAILS, BARRELS, DRUMS, AND KEGS . . . . .	3	(Z)	5	33	43	22	7	-	13	10
34921	METAL SAFES AND VAULTS * . . . . .	2	1	1	3	5	(Z)	1	(Z)	4	(Z)
34931	STEEL SPRINGS, EXC. WIRE * . . . . .	3	1	1	12	1	(Z)	45	(Z)	2	8
3494	VALVES AND PIPE FITTINGS . . . . .	28	11	15	28	25	8	14	3	20	58
34941	METAL VALVES FOR PIPING SYSTEMS . . . . .	12	1	10	17	19	7	2	3	9	2
34942	METAL FITTINGS FOR PIPING SYSTEMS . . . . .	7	4	1	9	5	(Z)	2	(Z)	1	26
34944	FABRICATED PIPE AND PIPE FITTINGS . . . . .	10	6	3	2	1	-	11	(Z)	10	31
3499	FABRICATED METAL PRODUCTS, NEC . . . . .	104	16	39	51	23	56	27	15	16	39
34992	METAL FOIL, LEAF; PRODUCTS THEREFROM; EXC. CONTAINERS . . . . .	89	8	6	4	1	(Z)	10	3	10	1
34994	COATED METALS AND METAL PRODUCTS . . . . .	11	4	28	42	11	50	16	9	(Z)	6
34996	FOIL SANITARY FOOD CONTAINERS . . . . .	1	-	-	-	(Z)	(Z)	(Z)	(Z)	(Z)	-
34997	METAL SHIP. CONT. EXC. PAILS, BARRELS, DRUMS, KEGS . . . . .	-	-	-	-	-	-	-	-	-	(Z)
34999	FABRICATED METAL PRODUCTS, NEC . . . . .	2	1	4	5	11	6	1	2	6	33
35	MACHINERY, EXCEPT ELECTRICAL . . . . .	208	90	219	255	98	216	193	122	248	163
351	ENGINES AND TURBINES . . . . .	15	5	2	14	3	12	43	6	5	3
35112	STEAM ENG., TURBINES, TURBINE GENERATOR SETS, PARTS * . . . . .	7	4	1	(Z)	(Z)	2	(Z)	1	(Z)	(Z)
35119	MISCELLANEOUS INTERNAL COMBUSTION ENGINES . . . . .	8	1	1	14	3	10	45	5	6	2
35195	OUTBOARD MOTORS AND PARTS . . . . .	(Z)	(Z)	(Z)	10	2	1	(Z)	(Z)	(Z)	(Z)
35199	INTERNAL COMBUSTION ENGINES, NEC . . . . .	7	(Z)	1	5	1	9	45	5	6	2
352	FARM MACHINERY AND EQUIPMENT . . . . .	32	19	4	37	12	12	25	14	67	3
3522	FARM MACHINERY AND EQUIPMENT . . . . .	16	15	1	25	5	7	10	3	42	2
35222	WHEEL TRACTORS, PARTS, AND ATTACHMENTS . . . . .	6	5	-	7	1	5	4	2	12	1
35223	PLANTING AND FERTILIZING MACHINERY AND PARTS . . . . .	1	1	(Z)	1	2	1	-	(Z)	1	2
35225	HARVESTING MACHINERY AND PARTS . . . . .	2	5	-	3	(Z)	1	4	(Z)	5	-
35227	MACHINES FOR PREPARING CROPS FOR MARKET . . . . .	-	-	-	-	-	-	-	-	-	-
35228	BARN, BARNYARD, AND POULTRY EQUIPMENT . . . . .	3	-	(Z)	5	1	-	-	(Z)	(Z)	-
35229	FARM MACHINERY AND EQUIPMENT, NEC . . . . .	2	3	(Z)	2	(Z)	1	3	1	7	(Z)
35241	GARDEN TRACTORS AND LAWN AND GARDEN EQUIPMENT * . . . . .	13	7	4	10	5	3	17	11	25	1
353	CONSTRUCTION, MINING, MATERIALS HANDLING MACH., EQUIP. . . . .	64	14	12	20	21	100	56	13	20	64
3531	CONSTRUCTION MACHINERY AND EQUIPMENT . . . . .	45	4	3	8	9	83	47	7	8	19
35311	CONTRACTORS OFF-HIGHWAY WHEEL AND TRACKED TRACTORS . . . . .	3	2	2	-	2	11	9	1	6	3
35313	TRACKLAYS ATTACHMENTS AND PARTS . . . . .	1	(Z)	(Z)	1	(Z)	2	8	2	(Z)	(Z)
35314	POWER CRANES, DRAGLINES, SHOVELS, LOADERS, AND PARTS . . . . .	26	2	1	3	6	43	27	3	1	14
35316	MIXERS, PAVERS, AND RELATED EQUIPMENT . . . . .	(Z)	(Z)	(Z)	(Z)	(Z)	(Z)	-	(Z)	(Z)	(Z)
35318	SCRAPERS, GRAVERS, ROLLERS, OFF-HWY. TRUCKS, TRAILERS . . . . .	14	(Z)	(Z)	2	1	24	3	2	-	1
35319	CONSTRUCTION MACHINERY AND EQUIPMENT, NEC . . . . .	(Z)	1	(Z)	2	(Z)	3	(Z)	(Z)	1	(Z)
3532	MINING MACHINERY, EQUIPMENT, AND PARTS . . . . .	(Z)	(Z)	(Z)	(Z)	(Z)	(Z)	1	(Z)	(Z)	5
35321	UNDERGROUND MINING MACHINERY AND PARTS . . . . .	(Z)	(Z)	-	(Z)	(Z)	(Z)	(Z)	(Z)	(Z)	5
35322	CRUSHING AND PULVERIZING PLANTS AND PARTS . . . . .	(Z)	(Z)	(Z)	(Z)	(Z)	(Z)	1	(Z)	(Z)	(Z)
35329	MINING MACHINERY, EQUIPMENT, AND PARTS, NEC . . . . .	-	-	(Z)	-	(Z)	(Z)	(Z)	-	-	(Z)
3533	DILFIELD MACHINERY AND EQUIPMENT . . . . .	(Z)	-	-	(Z)	(Z)	1	(Z)	-	-	28
35331	GAS AND OILFIELD DRILLING MACHINERY, EQUIP., AND PARTS . . . . .	(Z)	-	-	-	(Z)	1	(Z)	-	-	28
35339	GAS AND OILFIELD MACHINERY AND TOOLS, NEC . . . . .	-	-	-	(Z)	(Z)	(Z)	(Z)	-	-	-
35341	ELEVATORS, MOVING STAIRWAYS, AND PARTS * . . . . .	4	1	(Z)	(Z)	1	2	(Z)	1	1	(Z)
35351	CONVEYORS, CONVEYING EQUIPMENT AND PARTS * . . . . .	2	5	2	1	5	1	2	2	(Z)	2
3536	HOISTS AND INDUSTRIAL CRANES . . . . .	(Z)	1	(Z)	1	(Z)	1	(Z)	1	2	2
35361	HOISTS . . . . .	(Z)	(Z)	(Z)	1	(Z)	1	(Z)	1	1	2
35362	OVERHEAD TRAVELING CRANES AND MONORAIL SYSTEMS . . . . .	(Z)	1	(Z)	(Z)	(Z)	(Z)	(Z)	(Z)	(Z)	1
3537	INDUSTRIAL TRUCKS AND TRACTORS . . . . .	14	2	7	8	5	13	4	1	11	5
35371	INDUSTRIAL STACKERS, TRACTORS, AND PARTS . . . . .	14	2	7	8	5	13	4	1	11	5
35373	INDUSTRIAL PALLETS, SKIDS, AND PLATFORMS: METAL . . . . .	-	-	(Z)	-	-	-	-	-	-	-
354	METALWORKING MACHINERY AND EQUIPMENT . . . . .	3	3	15	16	5	4	23	7	15	35
35412	MACHINE TOOLS, METAL CUTTING TYPES * . . . . .	(Z)	(Z)	4	(Z)	(Z)	(Z)	1	1	(Z)	1
35421	MACHINE TOOLS, METAL FORMING TYPES * . . . . .	(Z)	(Z)	(Z)	2	(Z)	1	(Z)	6	2	(Z)
35441	SPECIAL DIES AND TOOLS, DIE SETS, JIGS, AND FIXTURES * . . . . .	(Z)	(Z)	1	1	(Z)	2	(Z)	1	1	26
35451	MACHINE TOOL ACCESSORIES AND MEASURING DEVICES * . . . . .	1	6	1	6	1	(Z)	(Z)	(Z)	(Z)	2
3548	METALWORKING MACHINERY, EXC. MACHINE TOOLS . . . . .	1	2	9	7	4	1	16	1	6	7
35481	ROLLING MILL MACHINERY AND EQUIPMENT . . . . .	(Z)	(Z)	(Z)	(Z)	-	-	(Z)	(Z)	(Z)	6
35484	AUTOMOTIVE MAINTENANCE EQUIP., INCL. LIFTS AND RUNWAYS . . . . .	1	(Z)	(Z)	(Z)	(Z)	(Z)	(Z)	(Z)	(Z)	(Z)
35489	METALWORKING MACHINERY, NEC . . . . .	(Z)	2	9	7	4	1	16	1	6	1
355	SPECIAL INDUSTRY MACHINERY . . . . .	16	14	128	17	9	9	4	1	13	7
3551	FOOD PRODUCTS MACHINERY . . . . .	7	3	3	5	3	2	1	(Z)	1	(Z)
35512	BAKERY MACHINERY AND EQUIPMENT . . . . .	(Z)	1	1	1	1	(Z)	-	-	(Z)	(Z)
35514	FRUIT AND VEGETABLE CANNING AND PACKING MACHINERY . . . . .	2	-	(Z)	-	1	-	1	-	(Z)	(Z)
35515	BOTTLING MACHINERY, EXC. DAIRY . . . . .	1	(Z)	-	1	(Z)	(Z)	(Z)	(Z)	-	(Z)
35519	FOOD PRODUCTS MACHINERY, NEC . . . . .	(Z)	(Z)	(Z)	2	(Z)	(Z)	(Z)	(Z)	1	(Z)
35522	TEXTILE MACHINERY, ATTACHMENTS, AND PARTS * . . . . .	(Z)	10	50	4	-	(Z)	(Z)	(Z)	(Z)	(Z)
35531	WOODWORKING MACHINERY * . . . . .	(Z)	1	(Z)	1	2	1	(Z)	(Z)	12	1
35541	PAPER INDUSTRIES MACHINERY, ATTACHMENTS, AND PARTS * . . . . .	(Z)	(Z)	(Z)	2	(Z)	(Z)	(Z)	(Z)	(Z)	(Z)
35552	PRINTING TRADES MACHINERY AND EQUIPMENT * . . . . .	2	(Z)	1	1	1	(Z)	(Z)	(Z)	(Z)	(Z)
3559	MISCELLANEOUS SPECIAL INDUSTRY MACHINERY . . . . .	8	(Z)	78	4	2	6	2	(Z)	2	5
35591	CHEMICAL MACHINERY AND EQUIPMENT . . . . .	5	-	(Z)	(Z)	1	(Z)	(Z)	(Z)	(Z)	(Z)
35592	FOUNDRY MACHINERY AND EQUIPMENT, EXC. FURNACES . . . . .	2	-	(Z)	-	(Z)	(Z)	(Z)	(Z)	-	1
35594	RUBBER AND PLASTICS WORKING MACHINERY AND EQUIPMENT . . . . .	(Z)	(Z)	2	1	(Z)	(Z)	(Z)	(Z)	(Z)	1
35596	COTTON GINNING MACHINERY AND EQUIPMENT . . . . .	(Z)	(Z)	33	3	-	(Z)	-	(Z)	1	(Z)
35599	SPECIAL INDUSTRY MACHINERY, NEC . . . . .	1	(Z)	42	3	6	2	(Z)	(Z)	1	3
356	GENERAL INDUSTRIAL MACHINERY AND EQUIPMENT . . . . .	26	15	20	66	13	14	10	5	5	32
3561	INDUSTRIAL COMPRESSORS, PUMPS, AND PUMPING EQUIPMENT . . . . .	14	8	7	13	4	3	1	3	7	6
35611	INDUSTRIAL PUMPS AND PUMPING EQUIPMENT . . . . .	11	5	3	10	1	2	1	1	3	3
35614	AIR AND GAS COMPRESSORS AND PARTS . . . . .	3	2	4	1	1	2	1	(Z)	1	1
35619	INDUSTRIAL PUMPS AND PARTS, NEC . . . . .	(Z)	(Z)	(Z)	2	1	(Z)	(Z)	-	(Z)	1
35621	BALL AND ROLLER BEARINGS AND PARTS * . . . . .	2	(Z)	1	2	(Z)	2	(Z)	(Z)	(Z)	13
3564	EXHAUST BLOWERS, VENTILATING FANS, AND FILTERS . . . . .	7	3	4	2	2	8	1	2	(Z)	4
35641	INDUSTRIAL FANS AND BLOWERS . . . . .	(Z)	2	2	1	1	1	1	1	(Z)	3

TONS (THOUSANDS) SHIPPED BY PRODUCTION AREA OF DESTINATION--CON.

WEST SOUTH CENTRAL				MOUNTAIN				PACIFIC				NON PRODUCTION AREA		DESTINATION UNKNOWN		TCC CODE
PA 7-1 (N,ORL)	PA 7-2 (HOUS)	PA 7-3 (AUST)	PA 7-4 (DALL)	PA 7-5 (TULS)	PA 8-1 (DENV)	PA 8-2 (SALT LAKE)	PA 8-3 (PHNX)	PA 9-1 (SETL)	PA 9-2 (PORT)	PA 9-3 (SANF)	PA 9-4 (SACR)	PA 9-5 (LOSA)	PA 9-6 (SAN DIEGO)			
-	2	1	101	3	(Z)	3	10	5	(Z)	150	-	292	-	686	34	34613
17	7	3	5	10	(Z)	1	1	1	(Z)	17	(Z)	20	(Z)	136	2	34614
(Z)	-	-	(Z)	-	(Z)	-	-	(Z)	-	-	-	(Z)	(Z)	(Z)	-	34616
2	2	35	2	65	6	(Z)	(Z)	2	(Z)	6	(Z)	163	(Z)	431	8	34619
14	47	3	141	16	44	14	20	33	12	30	12	55	1	1 091	11	3481
(Z)	(Z)	(Z)	5	(Z)	5	1	(Z)	(Z)	(Z)	11	-	2	(Z)	155	2	34812
1	23	(Z)	105	-	3	1	18	23	1	3	1	6	-	391	1	34813
1	8	1	1	3	5	(Z)	(Z)	1	2	9	(Z)	35	(Z)	48	2	34814
1	4	-	1	1	2	(Z)	(Z)	(Z)	5	2	(Z)	3	(Z)	57	1	34815
(Z)	-	1	(Z)	-	1	-	-	-	(Z)	-	-	-	-	80	(Z)	34816
6	8	(Z)	16	10	25	7	1	-	2	1	7	4	(Z)	191	1	34817
4	4	(Z)	12	2	3	4	(Z)	8	2	5	4	4	(Z)	170	3	34819
189	818	23	169	107	52	19	43	40	92	155	56	637	30	3 999	87	349
32	122	3	20	5	3	1	-	5	5	44	7	24	-	477	35	3491
32	122	3	20	5	3	1	-	5	5	44	7	24	-	477	35	34912
1	3	1	2	(Z)	4	5	1	1	1	1	(Z)	1	(Z)	206	1	34921
(Z)	(Z)	(Z)	(Z)	(Z)	(Z)	1	(Z)	9	1	19	-	6	1	94	3	34931
78	301	7	63	21	20	12	5	16	18	21	14	168	4	1 156	17	3494
27	121	1	11	4	6	2	4	2	15	7	11	33	1	200	10	34941
25	44	6	43	7	4	3	(Z)	8	1	4	1	14	2	171	5	34942
26	136	(Z)	7	10	10	7	(Z)	6	2	11	3	121	2	781	1	34944
55	360	14	78	75	26	2	40	7	6	60	2	438	24	2 042	46	3499
19	24	6	35	(Z)	4	1	2	2	1	12	1	9	1	384	21	34992
29	306	4	13	72	6	(Z)	(Z)	1	(Z)	6	(Z)	301	6	1 076	8	34994
(Z)	(Z)	1	2	-	(Z)	(Z)	(Z)	1	1	1	(Z)	6	(Z)	16	-	34996
-	-	-	-	-	-	-	-	-	-	-	-	-	-	27	-	34997
7	21	3	25	3	15	1	38	3	5	40	1	120	18	534	17	34999
441	846	142	300	144	114	225	116	158	152	476	73	812	34	10 479	950	35
37	35	19	3	12	3	2	5	12	27	27	(Z)	11	2	791	36	351
19	8	(Z)	(Z)	(Z)	(Z)	(Z)	(Z)	(Z)	(Z)	(Z)	-	(Z)	1	101	4	35112
18	28	20	3	12	3	2	6	12	28	35	(Z)	11	1	701	33	3519
1	(Z)	1	1	1	(Z)	(Z)	(Z)	3	(Z)	(Z)	(Z)	1	1	28	-	35195
17	28	19	2	11	3	2	6	9	28	35	(Z)	11	1	674	33	35199
11	5	12	39	19	8	153	7	10	28	10	7	8	1	3 271	155	352
8	4	11	17	20	8	148	7	4	8	7	6	1	-	3 016	121	3522
5	3	-	11	4	-	32	-	3	2	(Z)	1	-	-	609	22	35222
(Z)	(Z)	2	(Z)	2	1	-	-	(Z)	2	(Z)	(Z)	(Z)	(Z)	164	-	35223
(Z)	(Z)	6	3	5	(Z)	9	5	1	2	4	2	-	-	605	38	35225
-	-	-	(Z)	-	-	-	-	-	-	(Z)	-	-	-	660	-	35227
(Z)	-	-	(Z)	-	4	-	-	(Z)	(Z)	1	-	-	-	313	-	35228
2	1	(Z)	2	2	(Z)	1	1	(Z)	(Z)	1	2	1	(Z)	486	57	35229
3	1	3	16	1	1	4	1	5	8	3	1	7	(Z)	270	43	35241
275	473	68	103	52	36	33	62	63	55	173	21	99	10	2 613	240	353
207	127	64	37	24	25	17	28	28	37	127	15	41	4	1 305	204	3531
23	11	1	7	14	(Z)	9	8	5	20	21	1	15	(Z)	202	19	35311
31	3	1	11	1	1	(Z)	1	2	3	12	2	4	(Z)	298	63	35313
60	103	58	8	2	2	7	6	11	7	78	7	8	-	522	12	35314
(Z)	(Z)	-	(Z)	-	(Z)	(Z)	(Z)	(Z)	(Z)	(Z)	(Z)	(Z)	-	2	6	35316
45	7	2	4	(Z)	16	(Z)	7	5	4	4	4	2	-	130	86	35318
48	2	2	7	6	6	(Z)	6	6	2	11	1	12	4	128	18	35319
1	5	(Z)	1	(Z)	2	1	1	5	1	5	(Z)	2	(Z)	274	7	3532
(Z)	(Z)	-	(Z)	(Z)	2	1	(Z)	(Z)	1	4	-	2	(Z)	207	5	35321
-	(Z)	(Z)	1	(Z)	-	(Z)	-	(Z)	5	(Z)	(Z)	(Z)	-	14	(Z)	35322
-	(Z)	-	1	(Z)	(Z)	-	(Z)	(Z)	-	(Z)	-	(Z)	-	53	1	35329
22	299	(Z)	28	17	1	1	(Z)	3	(Z)	1	1	12	1	416	3	3533
21	232	(Z)	25	16	(Z)	(Z)	(Z)	3	(Z)	1	(Z)	11	1	335	3	35331
1	67	(Z)	2	1	(Z)	1	1	(Z)	-	(Z)	1	(Z)	-	81	(Z)	35339
3	4	1	1	1	1	1	1	4	(Z)	3	-	3	-	50	(Z)	35341
4	1	5	2	6	(Z)	3	3	5	3	20	1	10	(Z)	256	34	35351
4	13	1	8	(Z)	3	2	21	(Z)	3	7	11	(Z)	114	3	3536	
1	3	1	1	(Z)	(Z)	1	19	(Z)	1	4	2	3	(Z)	31	1	35361
1	10	(Z)	6	3	2	3	3	(Z)	2	(Z)	5	9	-	83	1	35362
30	26	4	12	7	1	11	7	20	10	18	1	23	3	177	3	3537
26	19	3	7	7	1	11	7	20	10	17	1	23	3	167	1	35371
3	7	1	5	-	(Z)	-	-	-	-	(Z)	-	-	-	10	1	35373
2	15	2	18	10	13	3	2	5	7	26	15	112	4	467	125	354
(Z)	4	(Z)	2	6	(Z)	(Z)	1	1	4	2	(Z)	18	(Z)	75	1	35412
(Z)	3	(Z)	1	1	(Z)	(Z)	(Z)	2	(Z)	4	(Z)	3	2	50	12	35421
1	(Z)	-	4	(Z)	7	(Z)	(Z)	1	1	14	10	69	(Z)	229	109	35441
(Z)	1	(Z)	1	(Z)	1	(Z)	(Z)	(Z)	(Z)	1	(Z)	11	2	27	2	35451
1	5	1	9	1	2	2	1	1	2	6	4	12	(Z)	98	3	3548
(Z)	3	(Z)	(Z)	(Z)	-	2	(Z)	-	-	3	-	1	-	39	1	35481
(Z)	(Z)	(Z)	3	1	(Z)	(Z)	(Z)	(Z)	(Z)	(Z)	(Z)	1	(Z)	9	1	35484
(Z)	2	1	7	1	1	(Z)	1	1	2	3	3	10	(Z)	50	1	35489
29	22	5	16	8	2	1	7	20	4	17	3	40	2	608	18	355
6	3	(Z)	1	7	(Z)	(Z)	5	2	(Z)	6	2	8	1	105	7	3551
(Z)	(Z)	(Z)	(Z)	(Z)	-	-	2	(Z)	(Z)	1	(Z)	2	-	5	(Z)	35512
-	(Z)	-	(Z)	-	(Z)	-	-	-	(Z)	1	(Z)	(Z)	-	3	(Z)	35514
(Z)	(Z)	(Z)	(Z)	(Z)	(Z)	-	(Z)	(Z)	(Z)	(Z)	(Z)	(Z)	(Z)	6	-	35515
5	1	(Z)	(Z)	3	(Z)	(Z)	(Z)	(Z)	(Z)	1	(Z)	(Z)	1	19	5	35519
(Z)	(Z)	3	1	(Z)	(Z)	-	(Z)	(Z)	(Z)	1	-	(Z)	(Z)	92	1	35522
1	(Z)	(Z)	2	(Z)	(Z)	(Z)	(Z)	9	2	(Z)	-	10	1	33	3	35531
(Z)	1	(Z)	1	(Z)	(Z)	(Z)	(Z)	1	(Z)	(Z)	(Z)	4	-	48	1	35541
20	18	2	9	2	1	1	1	(Z)	1	(Z)	1	(Z)	4	23	1	35552
1	2	(Z)	(Z)	(Z)	(Z)	(Z)	(Z)	7	(Z)	10	(Z)	12	(Z)	305	5	3559
(Z)	(Z)	-	(Z)	(Z)	-	(Z)	(Z)	-	(Z)	(Z)	(Z)	2	(Z)	28	(Z)	35591
(Z)	(Z)	-	(Z)	(Z)	(Z)	(Z)	(Z)	(Z)	(Z)	(Z)	(Z)	-	(Z)	8	(Z)	35592
(Z)	(Z)	5	(Z)	(Z)	(Z)	(Z)	(Z)	(Z)	(Z)	(Z)	(Z)	1	(Z)	45	(Z)	35594
-	-	-	-	-	-	-	-	-	-	-	-	-	-	21	-	35596
11	7	2	3	2	1	1	(Z)	2	(Z)	9	(Z)	9	(Z)	189	4	35599
30	124	3	46	22	24	16	10	17	13	74	4	89	2	1 330	165	356
14	56	1	13	10	12	5	5	9	6	14	5	36	1	460	63	3561
7	31	1	10	4	5	3	5	8	5	8	5	22	1	353	5	35611
(Z)	23	(Z)	3	5	7	2	(Z)	1	1	5	(Z)	9	(Z)	80	1	35614
(Z)	1	(Z)	(Z)	1	(Z)	(Z)	(Z)	(Z)	(Z)	1	(Z)	5	(Z)	28	57	35619
(Z)	1	(Z)	4	2	1	(Z)	(Z)	3	1	1	(Z)	3	(Z)	242	(Z)	35621
6	32	1	12	8	2	1	4	2	1	22	(Z)	26	(Z)	220	16	3564
2	4	(Z)	1	6	1	1	1	1	1	13	(Z)	5	(Z)	75	1	35641



TABLE 6. SHIPMENTS BY MANUFACTURING ESTABLISHMENTS--COMMODITIES BY PRODUCTION AREA OF DESTINATION: 1977--CON.

TONS (THOUSANDS) SHIPPED BY PRODUCTION AREA OF DESTINATION

TCC CODE	COMMODITY	TOTAL TONS SHIPPED (THOU- SANDS)	NEW ENGLAND				MIDDLE ATLANTIC				
			PA 1-1 (BOST)	PA 1-2 (HART)	PA 2-1 (NYNY)	PA 2-2 (N.NJ)	PA 2-3 (PHIL)	PA 2-4 (HARR)	PA 2-5 (ALLN)	PA 2-6 (N.PA)	PA 2-7 (SYRA)
35642	AIR PURIFICATION EQUIPMENT, WASHERS, AND FILTERS . . . . .	394	4	3	11	9	5	22	1	(Z)	2
3566	MECHANICAL PDWER TRANSMISSIDN EQUIPMENT. . . . .	772	6	1	8	3	9	5	2	1	1
35661	PLAIN BEARINGS . . . . .	54	(Z)	(Z)	(Z)	1	(Z)	(Z)	(Z)	(Z)	(Z)
35669	POWER TRANSMISSION EQUIPMENT, NEC. . . . .	718	5	1	8	2	8	5	2	1	1
35671	INDUSTRIAL PRDCESS FURNACES AND DVENS * . . . . .	167	1	(Z)	5	11	6	(Z)	1	(Z)	(Z)
35691	GENERAL MACHINERY AND EQUIPMENT, NEC * . . . . .	460	6	2	5	2	10	(Z)	(Z)	(Z)	(Z)
357	DFICE, COMPUTING, AND ACCOUNTING MACHINES . . . . .	511	29	8	41	14	11	2	1	7	3
35721	TYPEWRITERS AND PARTS * . . . . .	52	(Z)	(Z)	2	6	(Z)	(Z)	(Z)	(Z)	(Z)
35731	ELECTRONIC DATA PROCESSING MACHINES AND EQUIPMENT * . . . . .	261	18	5	27	3	8	1	(Z)	5	2
35741	CALCULATING, ACCOUNTING MACH., INCL. CASH REGISTERS * . . . . .	32	1	(Z)	2	1	1	(Z)	(Z)	1	(Z)
35761	SCALES AND BALANCES, EXC. LABORATDRY * . . . . .	51	1	(Z)	5	2	(Z)	(Z)	(Z)	(Z)	(Z)
3579	MISCELLANEOUS OFFICE MACHINES. . . . .	112	3	3	5	2	1	(Z)	(Z)	(Z)	(Z)
35791	ADDRESSING, DUPLICATING, AND DICTATING MACHINES. . . . .	24	2	1	1	1	(Z)	(Z)	(Z)	(Z)	(Z)
35799	DFICE MACHINES, NEC . . . . .	88	1	2	4	2	1	(Z)	(Z)	(Z)	(Z)
358	REFRIGERATION AND SERVICE INDUSTRY MACHINES. . . . .	2 915	24	25	108	74	37	6	4	5	29
35811	AUTDMATIC MERCHANDISING MACHINES (CDIN-OPERATED) * . . . . .	89	(Z)	(Z)	6	2	(Z)	(Z)	(Z)	(Z)	(Z)
3582	CDMMERCIAL LAUNDRY, DRY CLEANING, PRESSING MACHINES. . . . .	39	(Z)	(Z)	2	1	1	(Z)	-	-	-
35821	CDMMERCIAL LAUNDRY EQUIPMENT . . . . .	34	(Z)	(Z)	1	1	1	(Z)	-	-	(Z)
35822	CDMMERCIAL DRY CLEANING EQUIPMENT. . . . .	5	-	-	1	(Z)	(Z)	-	-	-	-
3585	REFRIGERATION MACHINERY AND COMPLETE AIR CDND. UNITS . . . . .	2 388	18	24	90	59	24	5	1	4	27
35851	HEAT TRANSFER EQUIPMENT. . . . .	556	5	11	9	13	5	(Z)	(Z)	(Z)	1
35853	CDMMERCIAL REFRIGERATION EQUIPMENT . . . . .	324	1	2	22	8	5	2	(Z)	1	4
35854	CDMPRESSDRS, ALL REFRIGERANTS . . . . .	444	6	8	10	22	2	(Z)	(Z)	3	11
35855	CONDENSING UNITS, ALL REFRIGERANTS . . . . .	99	(Z)	(Z)	14	1	2	1	-	-	-
35856	ICE MAKING MACHINERY AND EQUIPMENT . . . . .	10	-	(Z)	-	-	-	-	-	-	-
35857	AIR CDNDITIONING, COOLING, AND DEHUMIDIFYING EDUIPMENT . . . . .	921	6	2	36	14	9	2	(Z)	1	11
35859	REFRIGERATION MACHINERY, NEC . . . . .	34	(Z)	(Z)	(Z)	(Z)	2	-	-	-	(Z)
3589	MISCELLANEOUS SERVICE INDUSTRY MACHINES. . . . .	378	5	1	5	13	10	1	4	1	2
35891	CDMMERCIAL CDOKING EDUIPMENT . . . . .	61	1	(Z)	2	3	4	(Z)	(Z)	(Z)	(Z)
35892	CDMMERCIAL AND INDUSTRIAL VACUUM CLEANERS AND PARTS. . . . .	61	1	(Z)	2	10	1	(Z)	1	(Z)	2
35899	SERVICE INDUSTRY MACHINES, NEC . . . . .	255	4	(Z)	2	1	5	1	2	1	1
359	MISCELLANEOUS MACHINERY AND PARTS. . . . .	1 808	15	5	21	7	30	15	(Z)	1	1
3592	CARBURETDRS, PISTONS, RINGS, VALVES. . . . .	188	(Z)	(Z)	(Z)	1	2	(Z)	(Z)	(Z)	(Z)
35921	CARBURETDRS, PISTONS, AND PISTON RINGS . . . . .	157	(Z)	(Z)	(Z)	1	2	(Z)	(Z)	(Z)	(Z)
3599	MISCELLANEOUS MACHINERY AND PARTS. . . . .	1 650	14	8	20	6	28	15	(Z)	1	1
35993	FLEXIBLE METAL HDSE AND TUBING . . . . .	12	(Z)	(Z)	-	(Z)	1	-	-	(Z)	(Z)
35999	MACHINERY AND PARTS, NEC . . . . .	1 639	14	8	20	6	27	15	(Z)	1	1
36	ELECTRICAL MACHINERY, EDUIPMENT, AND SUPPLIES. . . . .	16 273	173	96	469	333	307	99	65	71	97
361	ELECTRICAL TRANSMISSION EQUIPMENT. . . . .	1 488	22	13	52	27	40	6	5	5	3
3611	ELECTRICAL MEASURING INSTRUMENTS . . . . .	96	2	1	2	(Z)	3	1	1	1	(Z)
36111	ELECTRICAL METERS AND PARTS: WATT-HOUR, DEMANO, ETC. . . . .	21	(Z)	(Z)	(Z)	(Z)	(Z)	-	(Z)	1	(Z)
36112	TEST EQUIPMENT FOR TESTING ELECTRICAL CIRCUITS . . . . .	63	1	1	2	(Z)	3	1	(Z)	(Z)	(Z)
36113	INDICATING, RECDRDING, AND MEASURING INSTRUMENTS . . . . .	12	1	(Z)	(Z)	(Z)	(Z)	(Z)	(Z)	(Z)	(Z)
3612	POWER AND DISTRIBUTION TRANSFORMERS. . . . .	948	16	3	29	13	28	4	(Z)	3	(Z)
36121	TRANSFORMERS, FLUDRESCENT BALLASTS, AND PARTS. . . . .	576	13	1	23	11	21	1	(Z)	2	(Z)
36129	PDWER AND DISTRIBUTION TRANSFORMERS, NEC . . . . .	346	2	2	5	2	7	2	(Z)	1	(Z)
3613	SWITCHGEAR AND SWITCHBOARD APPARATUS . . . . .	482	3	10	15	13	9	2	5	2	2
36131	SWITCHGEAR AND SWITCHBOARD APPARATUS . . . . .	351	2	2	7	9	6	1	1	(Z)	1
36132	CIRCUIT BREAKERS, FUSES, AND FUSE EQUIPMENT. . . . .	131	1	8	9	5	3	1	4	1	1
362	ELECTRICAL INDUSTRIAL APPARATUS. . . . .	2 977	18	17	61	37	81	12	6	1	21
3621	MOTDRS AND GENERATDRS. . . . .	1 407	8	3	31	5	49	4	1	(Z)	11
36211	MOTDRS . . . . .	813	7	2	9	4	10	2	-	(Z)	7
36214	PRIME MDVER GENERATDR SETS . . . . .	110	(Z)	-	2	-	4	1	-	-	-
36215	MOTDR GENERATOR SETS, ELECTRIC . . . . .	125	(Z)	(Z)	4	(Z)	33	(Z)	-	(Z)	2
36216	PARTS, SUPPLIES FOR MOTDRS, GENERATORS, GENERATDR SETS . . . . .	125	(Z)	(Z)	1	1	1	1	1	(Z)	2
36221	INDUSTRIAL CDNTROLS AND PARTS * . . . . .	246	1	12	6	4	1	(Z)	2	1	1
3623	WELDING APPARATUS. . . . .	507	3	5	18	2	17	1	(Z)	(Z)	1
36231	ARC AND RESISTANCE WELDING MACHINES AND ACCESSDRIES. . . . .	151	(Z)	4	17	(Z)	8	(Z)	(Z)	(Z)	(Z)
36232	ARC WELDING ELECTRODES . . . . .	356	3	(Z)	1	1	10	1	(Z)	(Z)	1
36241	CARBON AND GRAPHITE PRDCTS, ELECTRICAL APPLICATION * . . . . .	709	1	(Z)	16	24	4	2	2	(Z)	7
3629	MISCELLANEDUS ELECTRICAL INDUSTRIAL APPARATUS. . . . .	103	1	(Z)	2	2	5	5	(Z)	(Z)	1
36291	CAPACITDRS FDR INDUSTRIAL USE (EXCEPT ELECTRDNIC). . . . .	25	(Z)	(Z)	1	(Z)	2	-	-	-	(Z)
36292	RECTIFYING APPARATUS AND PARTS . . . . .	31	(Z)	(Z)	1	2	1	1	-	(Z)	(Z)
36299	ELECTRICAL INDUSTRIAL APPARATUS, NEC . . . . .	47	1	(Z)	1	(Z)	2	4	(Z)	(Z)	(Z)
363	HUSEHDLN APPLIANCES . . . . .	4 136	49	16	53	67	31	47	7	10	27
36311	HUSEHDLN RANGES, DVENS, AND PARTS, ALL TYPES * . . . . .	677	7	2	17	11	6	5	3	2	2
36321	HUSEHDLN REFRIGERATDRS AND FREEZERS, ALL TYPES * . . . . .	976	8	3	11	11	6	24	1	(Z)	3
3633	HUSEHDLN LAUNDRY EQUIPMENT. . . . .	1 005	14	3	2	13	4	8	(Z)	6	7
36331	HUSEHDLN WASHING MACHINES, DRYERS, AND PARTS. . . . .	910	14	3	2	13	4	8	(Z)	5	5
36332	DHTR HUSEHDLN LAUNDRY EQUIPMENT AND PARTS. . . . .	95	-	(Z)	(Z)	-	(Z)	-	-	1	2
3634	ELECTRIC HUSEHWARES AND FANS . . . . .	564	5	2	6	13	6	1	3	(Z)	2
36341	ELECTRIC FANS. . . . .	75	1	1	(Z)	2	3	(Z)	-	-	(Z)
36343	SMALL ELECTRIC CDOKING AND HEATING APPLIANCES. . . . .	259	1	(Z)	1	6	2	(Z)	(Z)	(Z)	1
36346	SMALL HUSEHDLN ELEC. APPLIANCES, ATTACHMENTS, PARTS. . . . .	83	1	(Z)	2	1	1	(Z)	(Z)	(Z)	(Z)
36347	PERSDNAL ELECTRIC APPLIANCES AND PARTS . . . . .	46	1	(Z)	(Z)	2	2	(Z)	-	(Z)	(Z)
36349	ELECTRIC HUSEHWARES, NEC . . . . .	101	1	(Z)	2	2	1	(Z)	3	(Z)	1
36351	HOUSEHOLD VACUUM CLEANERS AND PARTS * . . . . .	151	4	5	2	5	3	2	(Z)	(Z)	3
36361	SEWING MACHINES AND PARTS * . . . . .	18	(Z)	(Z)	5	2	(Z)	(Z)	(Z)	(Z)	(Z)
3639	MISCELLANEDUS HUSEHDLN APPLIANCES . . . . .	747	12	2	13	8	7	10	(Z)	2	12
36392	WATER HEATERS, ALL TYPES . . . . .	461	9	1	7	5	4	9	(Z)	1	12
36393	HUSEHDLN DISHWASHING MACHINES . . . . .	227	3	1	1	2	3	(Z)	(Z)	(Z)	(Z)
36399	HUSEHDLN APPLIANCES, NEC . . . . .	59	(Z)	(Z)	5	1	1	(Z)	-	(Z)	-
364	ELECTRIC LIGHTING AND WIRING EQUIPMENT . . . . .	2 345	28	11	68	86	71	16	18	17	18
36411	ELECTRIC LAMPS (BULBS DNLY) * . . . . .	309	4	1	12	19	25	(Z)	(Z)	(Z)	3
3642	LIGHTING FIXTURES. . . . .	1 017	13	7	27	28	29	5	6	4	2
36421	ELECTRIC FIXTURES, RESIDENIAL, CDMMERCIAL, INDUSTRIAL . . . . .	654	12	6	19	17	24	4	6	2	2
36424	VEHICULAR LIGHTING EQUIPMENT, ELECTRICAL . . . . .	141	(Z)	(Z)	2	5	2	(Z)	(Z)	(Z)	(Z)
36425	OUTDOOR LIGHTING EQUIPMENT, ALL TYPES. . . . .	160	(Z)	1	4	4	2	-	(Z)	2	(Z)
36429	LIGHTING FIXTURES AND PARTS, NEC . . . . .	63	1	(Z)	1	1	1	(Z)	(Z)	(Z)	(Z)
3643	CURRENT-CARRYING WIRING DEVICES. . . . .	268	4	1	10	7	10	3	1	1	1
36432	CDNVENIENCE AND POWER OUTLETS AND SOCKETS. . . . .	65	(Z)	(Z)	1	1	3	(Z)	(Z)	(Z)	(Z)
36433	SWITCHES . . . . .	35	(Z)	(Z)	1	1	1	(Z)	(Z)	(Z)	(Z)
36434	LIGHTNING RODS . . . . .	5	-	-	(Z)	-	-	-	-	-	-
36439	CURRENT-CARRYING WIRING DEVICES, NEC . . . . .	159	3	1	8	5	6	1	1	1	1
3644	NONCURRENT-CARRYING WIRING DEVICES . . . . .	768	11	2	18	22	5	9	14	15	15
36441	POLE LINE AND TRANSMISSION HARWARE. . . . .	199	(Z)	(Z)	5	(Z)	1	4	14	10	10
36442	ELECTRIC CDNDUIT AND FITTINGS, INCL. FLEXIBLE CONDUIT. . . . .	334	2	1	10	6	3	3	(Z)	4	5
36449	NDCURRENT-CARRYING WIRING DEVICES, NEC. . . . .	236	9	(Z)	3	16	1	1	(Z)	1	1



TONS (THOUSANDS) SHIPPED BY PRODUCTION AREA OF DESTINATION--CON.

M.A.--CON.			EAST NORTH CENTRAL							WEST NORTH CENTRAL				SOUTH ATLANTIC		TCC CODE
PA 2-8 (BUFF)	PA 2-9 (PITT)	PA 3-1 (CLEV)	PA 3-2 (COLU)	PA 3-3 (CINC)	PA 3-4 (DETR)	PA 3-5 (LANS)	PA 3-6 (G.R.)	PA 3-7 (INDP)	PA 3-8 (CHIC)	PA 3-9 (MILW)	PA 4-1 (STLO)	PA 4-2 (K.C.)	PA 4-3 (M.SP)	PA 5-1 (BALT)	PA 5-2 (DC-MD-VA)	TCC CODE
4	1	11	(Z)	4	13	(Z)	3	1	17	1	7	3	3	6	1	35642
8	8	31	10	38	84	14	2	3	31	19	2	9	12	7	(Z)	3566
(Z)	(Z)	4	1	-	1	1	-	1	3	2	(Z)	(Z)	-	(Z)	(Z)	35661
7	8	27	9	38	83	13	2	2	28	16	2	9	12	7	(Z)	35669
3	3	13	(Z)	1	12	(Z)	(Z)	1	7	1	2	(Z)	(Z)	30	(Z)	35671
4	4	19	2	6	11	1	(Z)	4	160	3	4	(Z)	1	9	(Z)	35691
11	4	7	3	14	16	1	1	2	20	5	3	(Z)	3	6	4	11 357
(Z)	(Z)	(Z)	(Z)	1	1	-	(Z)	-	2	(Z)	(Z)	3	(Z)	(Z)	(Z)	35721
3	3	4	1	9	12	(Z)	(Z)	1	12	2	2	3	4	3	2	35731
(Z)	1	(Z)	(Z)	2	(Z)	(Z)	(Z)	1	2	1	1	(Z)	1	(Z)	(Z)	35741
(Z)	1	1	1	1	1	(Z)	(Z)	(Z)	2	2	1	(Z)	1	(Z)	(Z)	35761
7	(Z)	1	1	1	2	(Z)	(Z)	1	3	(Z)	1	1	1	(Z)	5	3579
1	(Z)	(Z)	-	(Z)	(Z)	(Z)	(Z)	(Z)	1	(Z)	(Z)	(Z)	(Z)	(Z)	(Z)	35791
7	(Z)	1	1	1	2	(Z)	(Z)	(Z)	3	(Z)	1	1	1	(Z)	5	35799
18	13	66	39	57	197	44	71	16	85	19	67	61	49	41	18	358
1	(Z)	1	(Z)	(Z)	2	(Z)	(Z)	1	2	1	9	(Z)	2	(Z)	(Z)	35811
(Z)	1	(Z)	1	1	2	(Z)	-	-	2	(Z)	(Z)	(Z)	(Z)	(Z)	(Z)	3582
(Z)	(Z)	(Z)	1	1	2	(Z)	-	-	2	(Z)	(Z)	(Z)	(Z)	(Z)	(Z)	35821
(Z)	(Z)	-	(Z)	-	(Z)	-	-	-	(Z)	-	-	(Z)	(Z)	(Z)	(Z)	35822
14	10	60	34	54	180	41	67	14	67	14	55	57	39	40	16	3585
3	2	10	(Z)	20	88	7	(Z)	1	13	(Z)	17	13	5	4	3	35851
2	6	2	10	1	9	(Z)	(Z)	(Z)	13	8	9	(Z)	10	2	4	35853
6	-	25	12	4	58	33	(Z)	3	26	(Z)	21	22	9	15	1	35854
(Z)	1	-	-	(Z)	-	(Z)	1	-	4	(Z)	2	-	(Z)	1	-	35855
-	-	-	-	-	-	(Z)	-	-	-	-	-	-	-	-	-	35856
3	1	22	8	28	20	1	65	8	11	6	4	21	10	12	7	35857
(Z)	(Z)	1	(Z)	(Z)	1	(Z)	-	3	(Z)	(Z)	1	1	1	5	(Z)	35859
4	2	5	5	3	13	3	4	2	15	5	2	3	7	2	2	3589
1	1	3	4	1	2	(Z)	(Z)	(Z)	1	2	1	(Z)	(Z)	1	(Z)	35891
3	(Z)	(Z)	1	1	2	(Z)	-	(Z)	6	2	(Z)	(Z)	5	(Z)	1	35892
1	1	3	4	2	10	3	4	1	7	2	2	3	1	1	(Z)	35899
19	42	117	13	7	147	24	12	3	63	30	91	2	19	8	1	359
6	(Z)	17	1	2	49	20	1	1	3	6	8	1	(Z)	3	(Z)	3592
2	(Z)	16	1	2	36	16	1	1	2	6	8	1	(Z)	2	(Z)	35921
11	43	111	12	5	106	4	14	2	60	21	80	1	27	5	1	3599
(Z)	(Z)	(Z)	-	1	4	(Z)	-	(Z)	(Z)	(Z)	(Z)	-	(Z)	(Z)	-	35993
11	43	111	12	4	102	4	14	1	59	21	80	1	27	5	1	35999
176	172	309	218	360	739	94	110	134	874	185	272	277	305	283	120	36
9	8	18	8	83	27	2	5	7	103	38	11	7	5	8	18	361
1	1	1	1	(Z)	3	1	(Z)	1	9	24	1	1	(Z)	1	(Z)	3611
(Z)	1	(Z)	(Z)	(Z)	(Z)	(Z)	-	(Z)	7	(Z)	(Z)	(Z)	(Z)	(Z)	-	36111
1	(Z)	1	1	(Z)	2	(Z)	(Z)	(Z)	2	24	1	(Z)	(Z)	(Z)	(Z)	36112
(Z)	(Z)	(Z)	(Z)	(Z)	1	1	-	(Z)	(Z)	(Z)	(Z)	(Z)	(Z)	(Z)	(Z)	36113
7	6	12	5	8	11	(Z)	4	5	82	9	7	4	2	5	12	3612
2	3	6	2	4	3	(Z)	2	1	74	1	6	1	1	2	7	36121
3	2	4	2	4	8	(Z)	2	4	8	7	1	3	2	3	4	36129
1	2	5	2	81	12	(Z)	1	1	12	5	3	2	2	2	7	3613
1	1	3	1	72	5	(Z)	1	1	9	3	2	2	1	2	6	36131
(Z)	1	2	1	9	8	(Z)	(Z)	(Z)	2	2	1	(Z)	1	(Z)	1	36132
49	55	91	9	62	124	19	12	31	140	57	37	13	34	62	4	362
11	3	41	3	27	82	16	4	25	215	19	13	5	18	12	(Z)	3621
10	2	37	1	16	68	16	3	24	40	17	6	4	9	7	(Z)	36211
(Z)	(Z)	(Z)	(Z)	(Z)	2	-	(Z)	(Z)	5	1	(Z)	(Z)	(Z)	(Z)	-	36214
(Z)	-	(Z)	-	2	(Z)	-	(Z)	(Z)	1	1	1	(Z)	(Z)	(Z)	(Z)	36215
(Z)	1	2	1	1	3	(Z)	1	(Z)	3	(Z)	1	(Z)	6	2	(Z)	36216
3	6	3	1	28	5	1	(Z)	1	12	23	1	4	18	1	3	36221
2	20	7	2	3	21	(Z)	2	2	18	8	16	3	3	35	(Z)	3623
1	12	2	2	11	(Z)	1	(Z)	1	3	3	1	(Z)	2	1	(Z)	36231
2	9	5	(Z)	1	9	(Z)	(Z)	2	15	5	16	(Z)	1	34	(Z)	36232
28	19	32	1	2	13	2	4	1	19	3	5	1	1	11	(Z)	36241
2	3	4	1	1	1	(Z)	1	2	2	1	(Z)	1	1	1	1	3629
(Z)	(Z)	(Z)	(Z)	(Z)	(Z)	-	-	1	(Z)	-	-	(Z)	(Z)	(Z)	-	36291
1	1	4	(Z)	1	1	(Z)	(Z)	(Z)	2	1	(Z)	1	1	(Z)	(Z)	36292
21	26	33	144	106	108	8	66	18	225	16	58	107	65	124	33	363
3	7	4	10	25	9	(Z)	6	5	29	5	13	2	10	39	1	36311
7	4	6	46	29	16	1	52	5	83	3	8	21	21	20	7	36321
2	4	5	69	28	20	2	-	3	26	1	22	26	11	4	5	3633
1	4	4	58	25	18	2	-	3	23	1	22	25	11	4	3	36331
(Z)	-	1	11	4	3	-	-	-	4	(Z)	(Z)	1	(Z)	(Z)	2	36332
2	4	7	10	4	25	(Z)	(Z)	(Z)	55	1	2	58	2	52	7	3634
(Z)	-	(Z)	(Z)	(Z)	11	(Z)	-	(Z)	3	(Z)	(Z)	(Z)	1	1	(Z)	36341
(Z)	3	3	5	3	11	(Z)	(Z)	(Z)	21	1	1	18	1	37	1	36343
(Z)	(Z)	2	2	(Z)	1	(Z)	(Z)	(Z)	5	(Z)	(Z)	2	(Z)	5	(Z)	36346
(Z)	(Z)	1	2	(Z)	2	(Z)	(Z)	(Z)	12	(Z)	(Z)	1	(Z)	8	1	36347
1	(Z)	(Z)	1	(Z)	1	-	(Z)	(Z)	14	(Z)	(Z)	36	(Z)	1	5	36349
1	(Z)	2	3	5	5	(Z)	4	1	7	(Z)	(Z)	-	9	(Z)	4	36351
(Z)	(Z)	(Z)	-	(Z)	(Z)	-	-	(Z)	1	-	(Z)	(Z)	(Z)	(Z)	-	36361
8	10	10	5	17	29	7	2	3	36	6	15	11	11	8	12	3639
6	9	8	5	6	19	6	1	2	29	2	11	10	7	8	8	36392
1	1	1	(Z)	8	2	(Z)	1	1	3	1	3	1	(Z)	1	2	36393
24	45	86	20	66	126	11	6	11	116	12	33	30	59	17	30	364
2	20	29	1	7	12	1	(Z)	1	20	2	12	11	3	1	8	36411
12	10	33	11	27	58	7	2	7	35	3	14	9	15	10	6	3642
12	8	9	9	23	15	3	2	6	26	3	8	2	11	2	6	36421
(Z)	(Z)	9	1	3	39	3	(Z)	1	4	-	5	6	(Z)	1	(Z)	36424
1	(Z)	1	1	(Z)	2	(Z)	(Z)	(Z)	3	-	1	(Z)	3	2	(Z)	36425
(Z)	1	14	(Z)	(Z)	2	-	(Z)	(Z)	1	(Z)	(Z)	1	(Z)	5	(Z)	36429
5	3	17	5	13	5	(Z)	1	1	9	2	2	1	29	2	3	3643
1	1	1	1	2	-	-	(Z)	(Z)	3	1	1	(Z)	21	(Z)	1	36432
(Z)	(Z)	1	(Z)	7	1	(Z)	(Z)	(Z)	1	(Z)	(Z)	(Z)	1	1	2	36433
3	2	15	4	5	3	(Z)	1	1	5	1	(Z)	1	7	1	(Z)	36439
3	20	19	4	22	47	4	3	1	56	4	4	6	13	4	14	3644
2	5	10	(Z)	1	1	(Z)	-	(Z)	7	(Z)	1	3	2	(Z)	3	36441
(Z)	5	4	2	10	19	3	3	1	29	3	2	1	6	3	10	36442
1	9	5	1	11	28	1	(Z)	1	19	1	1	1	6	2	1	36449

TABLE 6. SHIPMENTS BY MANUFACTURING ESTABLISHMENTS--COMMODITIES BY PRODUCTION AREA OF DESTINATION: 1977--CDN.

TONS (THOUSANDS) SHIPPED BY PRODUCTION AREA OF DESTINATION--CDN.

TCC CODE	COMMODITY	SOUTH ATLANTIC--CDN.					EAST SOUTH CENTRAL				
		PA 5-3 (NORF-RICH)	PA 5-4 (GBORD W.S.)	PA 5-5 (CHAR)	PA 5-6 (ATLA)	PA 5-7 (DAYT-TAMPA)	PA 5-B (MIAMI)	PA 6-1 (LVLE)	PA 6-2 (NASH)	PA 6-3 (MEMP)	PA 6-4 (BIRM)
35642	AIR PURIFICATION EQUIPMENT, WASHERS, AND FILTERS . . . . .	6	2	3	1	1	6	1	(Z)	(Z)	1
35666	MECHANICAL POWER TRANSMISSION EQUIPMENT. . . . .	1	1	2	5	1	1	3	(Z)	1	3
35661	PLAIN BEARINGS . . . . .	(Z)	-	(Z)	-	-	-	-	(Z)	-	-
35669	POWER TRANSMISSION EQUIPMENT, NEC. . . . .	1	1	2	5	1	1	3	(Z)	1	3
35671	INDUSTRIAL PROCESS FURNACES AND OVENS * . . . . .	(Z)	(Z)	(Z)	(Z)	(Z)	(Z)	(Z)	(Z)	(Z)	(Z)
35691	GENERAL MACHINERY AND EQUIPMENT, NEC * . . . . .	1	3	4	36	2	1	1	2	1	7
357	OFFICE, COMPUTING, AND ACCOUNTING MACHINES . . . . .	1	2	3	8	4	8	4	(Z)	4	1
35721	TYPEWRITERS AND PARTS * . . . . .	(Z)	(Z)	(Z)	4	(Z)	(Z)	(Z)	(Z)	(Z)	-
35731	ELECTRONIC DATA PROCESSING MACHINES AND EQUIPMENT * . . . . .	1	2	3	2	1	2	(Z)	(Z)	1	(Z)
35741	CALCULATING, ACCOUNTING MACH., INCL. CASH REGISTERS * . . . . .	(Z)	(Z)	(Z)	(Z)	1	(Z)	(Z)	-	(Z)	(Z)
35761	SCALES AND BALANCES, EXC. LABORATORY * . . . . .	(Z)	(Z)	(Z)	(Z)	(Z)	1	(Z)	(Z)	1	(Z)
3579	MISCELLANEOUS OFFICE MACHINES. . . . .	(Z)	(Z)	(Z)	1	1	5	2	(Z)	2	(Z)
35791	ADDRESSING, DUPLICATING, AND DICTATING MACHINES. . . . .	(Z)	(Z)	(Z)	(Z)	(Z)	2	1	(Z)	1	(Z)
35799	OFFICE MACHINES, NEC . . . . .	(Z)	(Z)	(Z)	1	1	3	2	(Z)	1	(Z)
358	REFRIGERATION AND SERVICE INDUSTRY MACHINES. . . . .	30	14	29	48	29	51	26	72	116	9
35811	AUTOMATIC MERCHANDISING MACHINES (COIN-OPERATED) * . . . . .	3	1	2	3	1	5	(Z)	(Z)	1	1
3582	COMMERCIAL LAUNDRY, DRY CLEANING, PRESSING MACHINES. . . . .	1	1	(Z)	3	1	2	-	-	(Z)	(Z)
35821	COMMERCIAL LAUNDRY EQUIPMENT . . . . .	1	(Z)	(Z)	3	1	2	-	-	(Z)	(Z)
35822	COMMERCIAL DRY CLEANING EQUIPMENT. . . . .	(Z)	(Z)	(Z)	(Z)	(Z)	(Z)	-	-	(Z)	-
3585	REFRIGERATION MACHINERY AND COMPLETE AIR COND. UNITS . . . . .	19	11	24	39	15	40	25	74	117	8
35851	HEAT TRANSFER EQUIPMENT. . . . .	2	1	4	14	1	3	5	(Z)	(Z)	(Z)
35853	COMMERCIAL REFRIGERATION EQUIPMENT . . . . .	1	3	1	1	2	1	(Z)	(Z)	1	(Z)
35854	COMPRESSORS, ALL REFRIGERANTS. . . . .	(Z)	(Z)	(Z)	4	(Z)	1	8	(Z)	16	(Z)
35855	CONDENSING UNITS, ALL REFRIGERANTS . . . . .	1	(Z)	-	(Z)	1	1	(Z)	(Z)	(Z)	(Z)
35856	ICE MAKING MACHINERY AND EQUIPMENT . . . . .	-	-	2	(Z)	(Z)	-	-	-	-	-
35857	AIR CONDITIONING, COOLING, AND DEHUMIDIFYING EQUIPMENT . . . . .	14	6	16	21	10	33	11	73	100	7
35859	REFRIGERATION MACHINERY, NEC . . . . .	(Z)	-	(Z)	(Z)	1	(Z)	(Z)	(Z)	(Z)	-
3589	MISCELLANEOUS SERVICE INDUSTRY MACHINES. . . . .	3	2	2	17	5	(Z)	1	1	1	1
35891	COMMERCIAL COOKING EQUIPMENT . . . . .	1	1	1	(Z)	1	2	(Z)	(Z)	(Z)	(Z)
35892	COMMERCIAL AND INDUSTRIAL VACUUM CLEANERS AND PARTS. . . . .	(Z)	(Z)	-	1	(Z)	-	(Z)	(Z)	(Z)	-
35899	SERVICE INDUSTRY MACHINES, NEC . . . . .	2	1	1	1	16	3	(Z)	(Z)	1	1
359	MISCELLANEOUS MACHINERY AND PARTS. . . . .	15	2	1	6	(Z)	4	3	1	4	2
3592	CARBURETORS, PISTONS, RINGS, VALVES. . . . .	1	(Z)	(Z)	1	(Z)	(Z)	(Z)	(Z)	(Z)	(Z)
35921	CARBURETORS, PISTONS, AND PISTON RINGS . . . . .	1	(Z)	(Z)	1	(Z)	(Z)	(Z)	(Z)	(Z)	(Z)
3599	MISCELLANEOUS MACHINERY AND PARTS. . . . .	14	2	2	7	(Z)	4	2	(Z)	4	2
35993	FLEXIBLE METAL HOSE AND TUBING . . . . .	2	(Z)	(Z)	-	(Z)	-	-	-	(Z)	-
35999	MACHINERY AND PARTS, NEC . . . . .	12	2	2	7	(Z)	4	2	(Z)	4	2
36	ELECTRICAL MACHINERY, EQUIPMENT, AND SUPPLIES. . . . .	168	84	120	300	134	144	675	85	128	96
361	ELECTRICAL TRANSMISSION EQUIPMENT. . . . .	9	5	16	44	13	12	4	10	2	16
3611	ELECTRICAL MEASURING INSTRUMENTS . . . . .	1	1	1	1	(Z)	(Z)	(Z)	(Z)	(Z)	(Z)
36111	ELECTRICAL METERS AND PARTS: WATT-HOUR, DEMAND, ETC. . . . .	(Z)	1	(Z)	(Z)	(Z)	(Z)	-	(Z)	(Z)	(Z)
36112	TEST EQUIPMENT FOR TESTING ELECTRICAL CIRCUITS . . . . .	(Z)	(Z)	1	(Z)	(Z)	(Z)	(Z)	(Z)	(Z)	(Z)
36113	INDICATING, RECORDING, AND MEASURING INSTRUMENTS . . . . .	(Z)	(Z)	(Z)	(Z)	(Z)	(Z)	(Z)	(Z)	(Z)	(Z)
3612	POWER AND DISTRIBUTION TRANSFORMERS. . . . .	7	3	13	35	12	9	4	5	1	12
36121	TRANSFORMERS, FLUORESCENT BALLASTS, AND PARTS. . . . .	1	1	3	32	2	1	3	1	1	(Z)
36129	POWER AND DISTRIBUTION TRANSFORMERS, NEC . . . . .	6	1	10	3	10	8	3	3	(Z)	11
3613	SWITCHGEAR AND SWITCHBOARD APPARATUS . . . . .	2	1	2	7	1	1	1	1	(Z)	4
36131	SWITCHGEAR AND SWITCHBOARD APPARATUS . . . . .	1	1	1	5	1	1	1	1	(Z)	4
36132	CIRCUIT BREAKERS, FUSES, AND FUSE EQUIPMENT. . . . .	1	(Z)	1	2	(Z)	(Z)	(Z)	(Z)	(Z)	(Z)
362	ELECTRICAL INDUSTRIAL APPARATUS. . . . .	73	9	32	12	19	10	44	5	39	39
3621	MOTORS AND GENERATORS. . . . .	1	1	12	7	10	2	29	3	33	4
36211	INDUSTRIAL MOTORS . . . . .	1	1	4	3	10	(Z)	12	3	33	2
36214	PRIME MOVER GENERATOR SETS . . . . .	(Z)	-	8	(Z)	1	1	1	-	(Z)	1
36215	INDUSTRIAL GENERATOR SETS, ELECTRIC . . . . .	-	(Z)	-	(Z)	(Z)	(Z)	12	(Z)	(Z)	(Z)
36216	PARTS, SUPPLIES FOR MOTORS, GENERATORS, GENERATOR SETS . . . . .	(Z)	-	(Z)	1	(Z)	(Z)	2	1	(Z)	(Z)
36221	INDUSTRIAL CONTROLS AND PARTS * . . . . .	2	3	1	3	(Z)	(Z)	2	1	1	1
3623	WELDING APPARATUS. . . . .	3	1	5	2	3	2	10	1	1	7
36231	ARC AND RESISTANCE WELDING MACHINES AND ACCESSORIES. . . . .	(Z)	1	(Z)	1	2	2	(Z)	1	(Z)	(Z)
36232	ARC WELDING ELECTRODES . . . . .	63	1	5	1	(Z)	(Z)	9	-	1	7
36241	CARBON AND GRAPHITE PRODUCTS, ELECTRICAL APPLICATION * . . . . .	3	3	1	2	3	4	1	(Z)	4	15
3629	MISCELLANEOUS ELECTRICAL INDUSTRIAL APPARATUS. . . . .	(Z)	1	(Z)	1	2	(Z)	2	(Z)	(Z)	(Z)
36291	CAPACITORS FOR INDUSTRIAL USE (EXCEPT ELECTRONIC). . . . .	-	(Z)	(Z)	(Z)	(Z)	(Z)	2	-	-	-
36292	RECTIFYING APPARATUS AND PARTS . . . . .	(Z)	(Z)	(Z)	1	(Z)	(Z)	(Z)	(Z)	(Z)	(Z)
36299	ELECTRICAL INDUSTRIAL APPARATUS, NEC . . . . .	(Z)	(Z)	(Z)	(Z)	1	(Z)	(Z)	(Z)	(Z)	(Z)
363	HOUSEHOLD APPLIANCES . . . . .	28	27	27	74	41	51	561	25	30	8
36311	HOUSEHOLD RANGES, OVENS, AND PARTS, ALL TYPES * . . . . .	2	7	3	9	5	9	76	2	7	1
36321	HOUSEHOLD REFRIGERATORS AND FREEZERS, ALL TYPES * . . . . .	10	8	9	11	8	13	171	1	3	(Z)
3633	HOUSEHOLD LAUNDRY EQUIPMENT. . . . .	2	3	2	12	3	14	242	4	4	3
36331	HOUSEHOLD WASHING MACHINES, DRYERS, AND PARTS. . . . .	2	3	2	10	3	5	242	4	4	3
36332	OTHER HOUSEHOLD LAUNDRY EQUIPMENT AND PARTS. . . . .	(Z)	(Z)	1	2	-	9	1	(Z)	-	-
3634	ELECTRIC HOUSEWARES AND FANS . . . . .	3	2	7	8	11	9	2	3	4	(Z)
36341	ELECTRIC FANS. . . . .	(Z)	1	(Z)	(Z)	7	7	-	(Z)	1	(Z)
36343	SHALL ELECTRIC COOKING AND HEATING APPLIANCES. . . . .	2	1	4	2	1	1	1	2	2	(Z)
36346	SHALL HOUSEHOLD ELECT. APPLIANCES, ATTACHMENTS, PARTS. . . . .	(Z)	(Z)	2	3	1	(Z)	(Z)	(Z)	2	-
36347	PERSONAL ELECTRIC APPLIANCES AND PARTS . . . . .	(Z)	(Z)	(Z)	1	1	(Z)	-	(Z)	(Z)	-
36349	ELECTRIC HOUSEWARES, NEC . . . . .	1	(Z)	1	2	1	(Z)	(Z)	1	(Z)	(Z)
36351	HOUSEHOLD VACUUM CLEANERS AND PARTS * . . . . .	1	(Z)	(Z)	29	1	(Z)	1	(Z)	1	-
36361	SEWING MACHINES AND PARTS * . . . . .	(Z)	(Z)	(Z)	(Z)	-	(Z)	-	(Z)	(Z)	(Z)
3639	MISCELLANEOUS HOUSEHOLD APPLIANCES . . . . .	8	6	4	10	11	6	78	17	10	3
36392	WATER HEATERS, ALL TYPES . . . . .	7	5	1	6	7	1	16	10	2	1
36393	HOUSEHOLD DISHWASHING MACHINES . . . . .	1	(Z)	2	2	3	4	70	(Z)	(Z)	1
36399	HOUSEHOLD APPLIANCES, NEC. . . . .	(Z)	1	(Z)	1	1	8	(Z)	(Z)	(Z)	(Z)
364	ELECTRIC LIGHTING AND WIRING EQUIPMENT . . . . .	13	7	18	61	21	19	14	23	16	8
36411	ELECTRIC LAMPS (BULBS ONLY) * . . . . .	(Z)	1	6	13	3	1	4	6	(Z)	1
3642	LIGHTING FIXTURES. . . . .	7	4	11	21	11	8	10	14	5	3
36421	ELECTRIC FIXTURES--RESIDENTIAL, COMMERCIAL, INDUSTRIAL . . . . .	5	3	7	12	10	7	1	14	4	2
36424	VEHICULAR LIGHTING EQUIPMENT, ELECTRICAL . . . . .	1	(Z)	6	(Z)	(Z)	(Z)	8	(Z)	(Z)	(Z)
36425	OUTDOOR LIGHTING EQUIPMENT, ALL TYPES. . . . .	(Z)	1	4	1	1	(Z)	(Z)	(Z)	(Z)	(Z)
36429	LIGHTING FIXTURES AND PARTS, NEC . . . . .	1	(Z)	(Z)	2	(Z)	(Z)	(Z)	(Z)	(Z)	-
3643	CURRENT-CARRYING WIRING DEVICES. . . . .	1	1	1	2	2	3	1	(Z)	(Z)	1
36432	CONVENIENCE AND POWER OUTLETS AND SOCKETS. . . . .	(Z)	(Z)	(Z)	(Z)	1	(Z)	(Z)	(Z)	-	-
36433	SWITCHES . . . . .	(Z)	(Z)	(Z)	1	(Z)	(Z)	(Z)	(Z)	(Z)	-
36434	LIGHTING RODS . . . . .	(Z)	-	-	-	-	(Z)	-	-	-	(Z)
36439	CURRENT-CARRYING WIRING DEVICES, NEC . . . . .	(Z)	1	1	1	1	2	(Z)	(Z)	(Z)	(Z)
3644	NONCURRENT-CARRYING WIRING DEVICES . . . . .	6	1	2	29	5	5	1	(Z)	4	5
36441	PDLE LINE AND TRANSMISSION HARDWARE. . . . .	2	(Z)	1	4	(Z)	1	(Z)	(Z)	2	2
36442	ELECTRIC CONDUIT AND FITTINGS, INCL. FLEXIBLE CONDUIT. . . . .	4	1	(Z)	10	4	4	1	(Z)	1	3
36449	NONCURRENT-CARRYING WIRING DEVICES, NEC. . . . .	1	1	1	15	1	(Z)	(Z)	(Z)	(Z)	(Z)

TONS (THOUSANDS) SHIPPED BY PRODUCTION AREA OF DESTINATION--CON.

WEST SOUTH CENTRAL					MOUNTAIN					PACIFIC					NON PRODUCTION AREA	DESTINATION UNKNOWN	TCC CODE
PA 7-1 (N.ORL)	PA 7-2 (HOUS)	PA 7-3 (AUST)	PA 7-4 (DALL)	PA 7-5 (TULS)	PA 8-1 (DENV)	PA 8-2 (SALT LAKE)	PA 8-3 (PHNX)	PA 9-1 (SETL)	PA 9-2 (PORT)	PA 9-3 (SANF)	PA 9-4 (SACR)	PA 9-5 (LOSA)	PA 9-6 (SAN DIEGO)				
5	28	(Z)	11	2	(Z)	(Z)	3	2	1	8	(Z)	21	(Z)	144	16	35642	
2	25	1	11	3	9	1	1	1	2	31	1	6	(Z)	264	81	3566	
(Z)	(Z)	(Z)	5	(Z)	(Z)	(Z)	-	(Z)	(Z)	7	(Z)	1	-	21	4	35661	
2	25	1	6	3	9	1	1	1	2	25	1	5	(Z)	243	77	35669	
1	4	(Z)	4	(Z)	(Z)	4	(Z)	1	(Z)	2	(Z)	5	(Z)	43	3	35671	
4	8	(Z)	1	1	1	4	1	2	1	5	(Z)	15	(Z)	101	7	35691	
3	13	7	11	8	7	1	5	5	1	27	1	26	5	118	8	357	
(Z)	(Z)	3	6	(Z)	(Z)	-	2	2	-	5	(Z)	3	(Z)	7	(Z)	35721	
2	8	1	3	5	4	1	3	2	(Z)	17	1	18	3	47	3	35731	
(Z)	1	(Z)	1	(Z)	(Z)	(Z)	(Z)	(Z)	(Z)	2	(Z)	3	(Z)	7	2	35741	
1	3	(Z)	(Z)	1	2	(Z)	(Z)	(Z)	(Z)	1	(Z)	2	(Z)	16	(Z)	35761	
1	1	(Z)	(Z)	1	1	(Z)	(Z)	1	(Z)	3	(Z)	1	(Z)	43	3	3579	
(Z)	(Z)	(Z)	(Z)	(Z)	(Z)	(Z)	(Z)	(Z)	(Z)	1	(Z)	(Z)	(Z)	8	2	35791	
1	1	3	(Z)	1	1	(Z)	(Z)	1	(Z)	2	(Z)	1	2	35	1	35799	
25	61	18	48	12	17	13	16	10	6	50	10	125	1	723	181	358	
1	(Z)	(Z)	1	(Z)	(Z)	(Z)	(Z)	(Z)	(Z)	1	-	4	(Z)	33	2	35811	
2	1	(Z)	(Z)	(Z)	(Z)	(Z)	(Z)	1	(Z)	(Z)	(Z)	(Z)	(Z)	11	(Z)	3582	
2	1	(Z)	(Z)	(Z)	(Z)	(Z)	(Z)	1	(Z)	(Z)	(Z)	(Z)	(Z)	9	-	35821	
(Z)	(Z)	(Z)	(Z)	(Z)	(Z)	(Z)	(Z)	(Z)	(Z)	-	(Z)	(Z)	(Z)	2	(Z)	35822	
16	53	16	42	8	13	10	12	7	4	45	9	91	1	536	138	3585	
1	8	3	10	3	1	(Z)	(Z)	(Z)	-	10	1	16	-	109	135	35851	
1	7	1	3	(Z)	(Z)	(Z)	1	(Z)	1	13	1	36	1	128	(Z)	35853	
(Z)	(Z)	3	10	-	5	3	5	(Z)	(Z)	1	(Z)	2	(Z)	87	(Z)	35854	
(Z)	1	-	2	-	(Z)	3	-	1	5	-	3	(Z)	(Z)	39	2	35855	
-	-	-	-	-	-	-	-	-	-	-	(Z)	-	-	1	-	35856	
14	36	9	17	5	7	4	7	6	2	16	6	36	(Z)	159	(Z)	35857	
1	(Z)	(Z)	1	1	-	(Z)	(Z)	(Z)	-	1	(Z)	(Z)	-	13	-	35859	
4	7	2	5	3	5	2	2	2	1	2	1	23	(Z)	126	42	3589	
1	1	(Z)	1	1	1	(Z)	1	(Z)	(Z)	(Z)	(Z)	2	(Z)	20	8	35891	
(Z)	1	(Z)	(Z)	(Z)	(Z)	(Z)	1	(Z)	(Z)	(Z)	(Z)	(Z)	-	19	-	35892	
3	5	2	5	2	4	1	1	1	2	2	1	21	(Z)	87	34	35899	
1	90	5	14	3	2	1	1	8	1	75	11	337	8	498	18	359	
(Z)	3	(Z)	(Z)	(Z)	1	(Z)	1	(Z)	1	1	(Z)	4	(Z)	43	10	3592	
(Z)	3	(Z)	(Z)	(Z)	1	(Z)	1	(Z)	1	1	(Z)	4	(Z)	36	10	35921	
1	87	5	13	3	2	1	(Z)	7	1	74	11	334	8	461	9	3599	
(Z)	(Z)	-	-	(Z)	(Z)	-	(Z)	-	(Z)	-	-	(Z)	-	1	-	35993	
1	87	5	13	3	2	1	(Z)	7	1	74	11	333	8	460	9	35999	
161	238	56	378	89	80	114	82	137	134	348	101	743	98	5 063	179	36	
24	20	3	21	4	8	5	5	10	6	29	5	40	5	631	8	361	
1	2	1	1	1	(Z)	(Z)	2	1	1	4	(Z)	3	(Z)	17	2	3611	
(Z)	(Z)	(Z)	(Z)	(Z)	(Z)	(Z)	1	(Z)	(Z)	(Z)	(Z)	1	-	6	-	36111	
1	2	1	1	(Z)	(Z)	(Z)	1	(Z)	1	3	(Z)	1	(Z)	9	1	36112	
(Z)	(Z)	(Z)	(Z)	(Z)	(Z)	(Z)	(Z)	(Z)	(Z)	1	(Z)	1	(Z)	2	1	36113	
18	8	1	11	2	5	3	2	5	5	5	2	25	3	474	1	3612	
15	1	(Z)	2	(Z)	1	(Z)	(Z)	1	(Z)	2	(Z)	19	1	297	(Z)	36121	
2	6	1	9	2	3	2	2	4	5	4	2	7	2	163	-	36129	
4	9	1	9	2	2	2	2	4	(Z)	20	2	10	1	131	5	3613	
3	6	1	7	1	1	1	1	3	(Z)	19	2	9	1	198	5	36131	
1	2	(Z)	2	1	2	1	2	1	1	2	1	1	(Z)	52	1	36132	
29	71	4	24	14	6	2	5	10	14	37	4	46	15	1 293	69	362	
8	21	2	11	5	2	1	2	4	3	16	3	20	1	576	3	3621	
8	13	2	9	5	2	1	2	3	2	14	3	18	(Z)	360	3	36211	
(Z)	5	-	(Z)	(Z)	(Z)	1	(Z)	1	(Z)	1	(Z)	1	(Z)	53	12	36214	
(Z)	1	-	(Z)	-	-	-	-	(Z)	(Z)	1	(Z)	(Z)	(Z)	58	8	36215	
(Z)	(Z)	(Z)	2	(Z)	(Z)	(Z)	(Z)	(Z)	(Z)	1	(Z)	1	(Z)	90	1	36216	
4	3	(Z)	3	3	1	(Z)	(Z)	2	1	7	(Z)	4	(Z)	64	2	36221	
3	12	(Z)	6	1	3	1	(Z)	(Z)	(Z)	5	(Z)	9	2	135	41	3623	
(Z)	3	(Z)	(Z)	1	(Z)	1	(Z)	(Z)	(Z)	1	(Z)	5	(Z)	57	1	36231	
3	8	-	6	(Z)	3	(Z)	(Z)	(Z)	3	5	(Z)	4	2	79	41	36232	
11	11	1	2	3	(Z)	(Z)	(Z)	2	3	1	3	(Z)	5	433	(Z)	36241	
1	1	(Z)	1	(Z)	(Z)	(Z)	(Z)	1	(Z)	3	(Z)	4	(Z)	44	1	3629	
-	-	-	(Z)	(Z)	-	-	(Z)	(Z)	(Z)	1	-	(Z)	-	13	1	36291	
(Z)	(Z)	-	(Z)	(Z)	(Z)	(Z)	(Z)	(Z)	(Z)	1	(Z)	3	(Z)	11	(Z)	36292	
1	1	(Z)	1	(Z)	(Z)	(Z)	(Z)	(Z)	-	1	(Z)	1	(Z)	20	(Z)	36299	
26	58	12	133	27	26	71	21	53	43	79	26	174	26	982	43	363	
11	19	1	14	2	3	2	6	12	10	20	4	37	4	181	4	36311	
6	12	5	35	10	2	14	2	19	15	17	10	38	5	151	2	36321	
3	10	3	22	3	6	5	7	11	6	18	(Z)	24	4	284	23	3633	
2	10	3	21	2	6	5	6	11	6	18	-	24	4	257	-	36331	
1	-	-	2	(Z)	-	(Z)	1	-	-	(Z)	(Z)	(Z)	-	27	23	36332	
3	6	1	10	2	2	11	1	2	2	8	(Z)	20	1	175	5	3634	
(Z)	4	1	(Z)	(Z)	1	1	1	-	-	(Z)	1	-	3	(Z)	23	2	36341
1	2	(Z)	7	2	(Z)	9	1	1	1	4	(Z)	10	(Z)	84	2	36343	
1	(Z)	-	(Z)	(Z)	(Z)	(Z)	(Z)	(Z)	(Z)	2	-	2	(Z)	44	-	36346	
(Z)	(Z)	(Z)	1	(Z)	(Z)	(Z)	1	(Z)	2	(Z)	4	(Z)	(Z)	4	-	36347	
(Z)	(Z)	(Z)	1	(Z)	(Z)	1	(Z)	(Z)	1	(Z)	(Z)	1	(Z)	21	-	36349	
(Z)	(Z)	(Z)	2	1	2	2	(Z)	1	(Z)	12	(Z)	6	(Z)	28	-	36351	
(Z)	-	-	(Z)	-	-	(Z)	(Z)	(Z)	(Z)	1	-	(Z)	-	7	(Z)	36361	
2	8	1	39	9	15	28	3	6	2	1	12	37	7	155	10	3639	
1	4	-	35	9	11	2	3	6	5	1	10	22	5	118	1	36392	
1	4	1	4	-	2	25	(Z)	(Z)	3	(Z)	1	13	1	24	9	36393	
(Z)	(Z)	(Z)	(Z)	(Z)	1	2	(Z)	-	(Z)	(Z)	1	(Z)	1	14	-	36399	
30	60	10	42	4	14	9	14	24	30	77	16	169	8	587	28	364	
4	4	(Z)	7	(Z)	3	(Z)	(Z)	5	2	5	(Z)	16	(Z)	32	1	36411	
10	32	8	16	2	8	6	7	10	14	48	4	97	4	271	8	3642	
8	14	8	8	2	5	6	7	6	13	37	3	31	3	195	5	36421	
(Z)	(Z)	(Z)	5	(Z)	(Z)	(Z)	(Z)	(Z)	(Z)	9	(Z)	3	(Z)	24	(Z)	36424	
2	18	1	3	1	2	(Z)	(Z)	4	(Z)	1	1	61	1	29	3	36425	
(Z)	(Z)	-	1	-	(Z)	(Z)	(Z)	(Z)	(Z)	(Z)	(Z)	1	(Z)	24	(Z)	36429	
4	6	1	1	(Z)	(Z)	1	(Z)	2	1	4	1	10	(Z)	80	9	3643	
(Z)	(Z)	(Z)	(Z)	(Z)	(Z)	(Z)	(Z)	(Z)	(Z)	(Z)	(Z)	(Z)	-	12	8	36432	
(Z)	(Z)	(Z)	(Z)	(Z)	(Z)	(Z)	(Z)	(Z)	(Z)	1	(Z)	1	(Z)	11	(Z)	36433	
(Z)	(Z)	-	-	-	-	-	-	-	-	(Z)	-	-	-	3	-	36434	
3	6	(Z)	1	(Z)	(Z)	1	(Z)	2	(Z)	4	1	8	(Z)	52	(Z)	36439	
11	20	(Z)	20	1	4	2	4	11	10	18	11	44	3	204	8	3644	
1	1	(Z)	5	(Z)	(Z)	1	2	2	3	4	10	28	1	50	1	36441	
10	9	-	9	(Z)	1	(Z)	-	1	1	5	(Z)	1	(Z)	125	7	36442	
(Z)	10	(Z)	6	1	3	1	2	9	6	9	1	15	2	29	(Z)	36449	



TABLE 6. SHIPMENTS BY MANUFACTURING ESTABLISHMENTS--COMMODITIES BY PRODUCTION AREA OF DESTINATION: 1977--CON.

TONS (THOUSANDS) SHIPPED BY PRODUCTION AREA OF DESTINATION

TCC CODE	COMMODITY	TOTAL TONS SHIPPED (THOU- SANDS)	NEW ENGLAND				MIDDLE ATLANTIC				
			PA 1-1 (BOST)	PA 1-2 (HART)	PA 2-1 (NYNY)	PA 2-2 (N,NJ)	PA 2-3 (PHIL)	PA 2-4 (HARR)	PA 2-5 (ALLN)	PA 2-6 (N,PA)	PA 2-7 (SYRA)
365	RADIO AND TELEVISION RECEIVING SETS. . . . .	1 057	12	10	47	26	27	5	6	2	7
3651	RADIO AND TELEVISION RECEIVING SETS. . . . .	869	11	8	32	14	16	5	(Z)	2	7
36511	HOUSEHOLD AND AUTOMOTIVE RADIOS AND PHONOGRAMS. . . . .	322	5	1	4	3	8	1	(Z)	(Z)	2
36512	HOUSEHOLD TELEVISION RECEIVERS AND COMBINATIONS. . . . .	547	6	7	27	11	8	3	(Z)	2	5
36521	PHONOGRAPH RECORDS, RECORD BLANKS, PRERECORDED TAPES * . . . .	208	2	1	12	12	10	(Z)	6	(Z)	(Z)
366	COMMUNICATION EQUIPMENT. . . . .	810	13	2	61	18	10	3	1	10	4
3661	TELEPHONE AND TELEGRAPH EQUIPMENT. . . . .	412	4	(Z)	42	11	1	1	(Z)	1	1
36611	TELEPHONE SWITCHING EQUIPMENT. . . . .	187	1	(Z)	22	8	1	1	(Z)	1	(Z)
36612	TELEPHONE AND TELEGRAPH EQUIPMENT. . . . .	225	2	(Z)	20	3	(Z)	(Z)	(Z)	(Z)	(Z)
36621	RADIO AND TV COMMUNICATION EQUIPMENT * . . . . .	382	9	2	17	8	9	2	1	9	3
367	ELECTRONIC COMPONENTS AND ACCESSORIES. . . . .	802	11	10	32	29	16	3	2	21	7
36711	ELECTRONIC TUBES, EXC. X-RAY TUBES * . . . . .	182	(Z)	1	5	6	1	(Z)	(Z)	7	(Z)
36741	SOLID STATE SEMICONDUCTOR DEVICES * . . . . .	68	4	1	6	1	4	(Z)	(Z)	(Z)	3
36791	MISC. ELECTRONIC COMPONENTS AND ACCESSORIES * . . . . .	579	7	10	29	27	11	3	2	17	4
369	MISCELLANEOUS ELECTRICAL MACHINERY, EQUIP., SUPPLIES . . . . .	2 524	21	14	92	54	35	9	20	5	11
36911	STORAGE BATTERIES AND PLATES * . . . . .	1 548	17	15	77	21	27	8	19	3	12
36921	PRIMARY BATTERIES, DRY AND WET * . . . . .	131	8	(Z)	2	19	(Z)	(Z)	(Z)	1	(Z)
36931	X-RAY APPARATUS AND TUBES * . . . . .	58	1	1	3	2	1	(Z)	(Z)	(Z)	1
36941	ELECTRICAL EQUIPMENT FOR INTERNAL COMBUSTION ENGINES * . . . . .	598	2	2	4	12	8	1	(Z)	(Z)	(Z)
36999	ELECTRICAL MACHINERY AND SUPPLIES, NEC * . . . . .	79	1	(Z)	2	1	1	(Z)	(Z)	1	(Z)
37	TRANSPORTATION EQUIPMENT . . . . .	59 391	552	131	1 033	1 516	928	272	258	97	170
371	MOTOR VEHICLES AND EQUIPMENT . . . . .	50 734	513	105	881	1 456	783	205	258	92	153
3711	MOTOR VEHICLES AND EQUIPMENT . . . . .	22 205	282	93	475	493	427	119	75	80	105
37111	MOTOR PASSENGER CARS, ASSEMBLED. . . . .	14 934	176	77	381	273	277	62	42	43	73
37112	MOTOR TRUCKS AND TRUCK TRACTORS, ASSEMBLED . . . . .	6 773	98	16	85	211	146	52	27	29	31
37113	MOTOR COACHES, ASSEMBLED . . . . .	160	-	-	4	9	3	1	-	-	-
37116	MOTOR BUSES AND TRUCKS INCL. FIRE TRUCKS, KNOCKED DOWN . . . . .	174	6	-	1	9	3	(Z)	1	6	1
37119	MOTOR VEHICLES INCL. GOLF CARTS, NEC . . . . .	69	(Z)	(Z)	1	(Z)	(Z)	-	-	1	1
3713	TRUCK AND BUS BODIES . . . . .	1 076	24	3	27	59	16	5	18	(Z)	6
37131	MOTOR TRUCK BODIES . . . . .	826	15	2	25	59	12	4	12	(Z)	6
37132	MOTOR BUS BODIES . . . . .	250	10	1	2	-	5	1	6	-	-
3714	MOTOR VEHICLE PARTS AND ACCESSORIES. . . . .	25 270	174	6	348	866	306	67	176	1	30
37143	MOTOR VEHICLE GEAR FRAMES. . . . .	1 299	-	-	(Z)	80	11	-	61	-	-
37144	MOTOR CAR INTERNAL COMBUSTION ENGINES AND PARTS. . . . .	8 070	1	2	154	272	125	6	59	(Z)	2
37145	MOTOR VEHICLE BRAKES AND PARTS . . . . .	647	1	2	11	7	9	1	4	(Z)	(Z)
37146	MOTOR VEHICLE STEERING GEARS AND PARTS . . . . .	1 539	(Z)	-	2	34	22	(Z)	8	-	(Z)
37147	MOTOR VEHICLE BODY PARTS . . . . .	596	1	(Z)	14	1	8	(Z)	-	(Z)	(Z)
37148	MOTOR VEHICLE WHEELS AND PARTS . . . . .	1 866	21	(Z)	15	181	26	59	29	-	-
37149	MOTOR VEHICLE ACCESSORIES AND PARTS, NEC . . . . .	10 894	147	2	147	890	95	2	15	1	27
37151	TRUCK TRAILERS * . . . . .	1 041	10	2	7	45	34	16	2	2	5
372	AIRCRAFT AND PARTS . . . . .	637	2	14	13	7	9	1	(Z)	(Z)	4
3721	AIRCRAFT . . . . .	231	(Z)	(Z)	2	5	(Z)	(Z)	(Z)	(Z)	(Z)
37211	COMPLETE MILITARY AIRCRAFT . . . . .	156	(Z)	-	1	5	(Z)	-	-	(Z)	-
37213	COMPLETE COMMERCIAL TRANSPORT AIRCRAFT . . . . .	75	(Z)	(Z)	1	(Z)	(Z)	(Z)	(Z)	-	(Z)
3722	AIRCRAFT, MISSILE, AND SPACE VEHICLE ENGINES AND PARTS . . . . .	175	1	10	3	(Z)	2	(Z)	(Z)	(Z)	(Z)
37221	AIRCRAFT ENGINES AND PARTS . . . . .	108	1	10	3	(Z)	1	(Z)	(Z)	(Z)	(Z)
37222	MISSILE AND SPACE VEHICLE ENGINES AND PARTS. . . . .	67	(Z)	(Z)	(Z)	(Z)	1	(Z)	(Z)	(Z)	(Z)
37231	AIRCRAFT PROPELLERS AND PROPELLER PARTS * . . . . .	8	(Z)	(Z)	1	-	(Z)	(Z)	-	-	-
37299	AIRCRAFT PARTS AND EQUIPMENT, NEC * . . . . .	227	1	5	8	2	7	1	(Z)	(Z)	4
3732	SHIPS AND BOATS * . . . . .	2 490	15	4	78	16	75	62	1	(Z)	4
37321	INBOARD MOTOR BOATS. . . . .	1 654	13	3	40	13	72	62	1	(Z)	3
37322	OUTBOARD MOTOR BOATS . . . . .	81	-	(Z)	1	(Z)	1	(Z)	(Z)	(Z)	1
37323	NONPROPELLED SHIPS (BARGES AND DREDGES). . . . .	487	-	-	16	-	-	-	-	-	-
37329	SHIPS, BOATS, AND PARTS, NEC . . . . .	268	2	(Z)	21	2	1	(Z)	1	-	(Z)
374	RAILROAD EQUIPMENT . . . . .	3 181	5	(Z)	44	15	47	5	15	(Z)	2
3741	LOCOMOTIVES AND PARTS. . . . .	528	1	-	24	8	(Z)	-	1	-	-
37411	LOCOMOTIVES AND TENDERS. . . . .	194	(Z)	-	21	-	-	-	-	-	-
37413	PARTS FOR LOCOMOTIVES, ALL TYPES . . . . .	332	1	-	4	8	(Z)	-	1	-	-
3742	RAILROAD AND STREET CARS . . . . .	2 654	4	(Z)	20	7	46	5	15	(Z)	2
37421	PASSENGER TRAIN CARS . . . . .	28	-	-	14	(Z)	7	-	-	-	-
37422	FREIGHT TRAIN CARS . . . . .	1 838	1	-	1	7	25	5	2	-	2
37428	PARTS FOR RAILROAD AND STREET CARS, EXC. WHEELS. . . . .	535	3	(Z)	5	(Z)	14	(Z)	13	(Z)	(Z)
3751	MOTORCYCLES, BICYCLES, AND PARTS * . . . . .	330	3	1	8	11	6	1	1	(Z)	(Z)
37511	MOTOR-CYCLES, -BIKES, -SCOOTERS; BOOIES, SIDECARS. . . . .	40	(Z)	(Z)	2	6	(Z)	(Z)	-	(Z)	-
37512	BICYCLES . . . . .	157	3	(Z)	5	5	5	1	(Z)	(Z)	(Z)
37513	PARTS AND ACCESSORIES, MOTORCYCLE AND BICYCLE. . . . .	133	(Z)	1	1	(Z)	(Z)	(Z)	(Z)	(Z)	(Z)
37691	GUIDED MISSILE AND SPACE VEHICLE PARTS, NEC * . . . . .	132	(Z)	(Z)	1	(Z)	5	(Z)	(Z)	(Z)	(Z)
379	MISCELLANEOUS TRANSPORTATION EQUIPMENT . . . . .	1 810	10	6	9	5	26	3	2	3	5
3791	TRAILER COACHES. . . . .	1 577	10	4	12	5	22	4	2	4	6
37911	TRAILER COACHES, HOUSING TYPE. . . . .	791	6	-	9	2	1	-	1	-	3
37912	TRAVEL TRAILERS AND CAMPERS. . . . .	785	4	4	2	3	21	4	1	4	3
3799	TRANSPORTATION EQUIPMENT, NEC. . . . .	403	1	2	(Z)	(Z)	8	(Z)	(Z)	(Z)	(Z)
37993	HAND CARTS, WAGONS, AND PARTS. . . . .	11	-	2	(Z)	-	-	(Z)	-	-	(Z)
37999	TRANSPORTATION EQUIPMENT AND PARTS, NEC. . . . .	392	1	-	(Z)	-	8	(Z)	(Z)	(Z)	(Z)
38	INSTRUMENTS, PHOTO, AND MEDICAL GOODS, WATCHES, CLOCKS . . . . .	2 397	93	32	100	155	51	7	4	15	6
3811	ENGINEERING, SCIENTIFIC, AND LABORATORY INSTRUMENTS * . . . . .	78	1	1	6	1	2	(Z)	(Z)	(Z)	(Z)
38111	AIRCRAFT FLIGHT AND NAUTICAL INSTRUMENTS . . . . .	14	(Z)	(Z)	2	1	(Z)	(Z)	(Z)	(Z)	(Z)
38112	SURVEYING AND DRAFTING INSTRUMENTS . . . . .	2	(Z)	(Z)	(Z)	(Z)	(Z)	-	-	-	(Z)
38113	LABORATORY AND SCIENTIFIC INSTRUMENTS, LAB. FURNITURE. . . . .	45	(Z)	(Z)	1	(Z)	2	(Z)	(Z)	(Z)	(Z)
38119	ENGINEERING INSTRUMENTS, NEC . . . . .	16	(Z)	(Z)	3	(Z)	(Z)	-	(Z)	-	-
382	MEASURING AND CONTROLLING INSTRUMENTS. . . . .	323	4	13	7	5	10	3	1	(Z)	2
3821	MECHANICAL MEASURING AND CONTROLLING INSTRUMENTS . . . . .	191	2	14	5	2	4	2	1	(Z)	1
38212	GAS, WATER, OTHER LIQUID METERS AND RECORDING DEVICES. . . . .	56	1	5	1	1	1	(Z)	1	(Z)	(Z)
38213	WEATHER MEASURING INSTRUMENTS AND GAGES. . . . .	7	(Z)	-	(Z)	(Z)	1	(Z)	(Z)	(Z)	(Z)
38219	MECHANICAL MEASURING INSTRUMENTS, NEC. . . . .	129	1	8	4	1	3	2	1	(Z)	1
38221	AUTOMATIC TEMPERATURE CONTROLS * . . . . .	129	2	(Z)	1	3	4	1	(Z)	1	1
38311	OPTICAL INSTRUMENTS AND LENSES * . . . . .	41	(Z)	(Z)	1	1	1	(Z)	(Z)	(Z)	(Z)
384	SURGICAL, MEDICAL, DENTAL INSTRUMENTS, AND SUPPLIES. . . . .	711	11	3	25	55	13	2	1	3	2
3841	SURGICAL, MEDICAL INSTRUMENTS, AND SUPPLIES. . . . .	285	6	1	7	40	3	1	(Z)	1	1
38411	SURGICAL, MEDICAL INSTRUMENTS, AND APPARATUS . . . . .	214	5	1	5	39	1	1	(Z)	(Z)	1
38412	HOSPITAL, DENTAL, AND OPTICIANS' FURNITURE . . . . .	72	1	(Z)	3	(Z)	2	(Z)	(Z)	(Z)	(Z)
38421	ORTHOPEDIC, PROSTHETIC, SURGICAL APPL., SUPPLIES * . . . . .	362	5	2	17	21	7	1	1	3	1
38431	DENTAL EQUIPMENT AND SUPPLIES * . . . . .	67	2	(Z)	6	2	3	(Z)	(Z)	(Z)	1
38511	OPHTHALMIC AND OPTICIANS' GOODS * . . . . .	24	(Z)	(Z)	1	(Z)	(Z)	(Z)	(Z)	1	(Z)
3861	PHOTOGRAPHIC EQUIPMENT AND SUPPLIES * . . . . .	1 110	76	2	55	92	24	1	2	9	2
38612	PHOTOGRAPHIC DEVELOPING EQUIPMENT. . . . .	299	(Z)	(Z)	7	39	9	(Z)	(Z)	(Z)	(Z)
38613	STILL AND MOTION PICTURE EQUIPMENT AND FILM MAGAZINES. . . . .	24	4	(Z)	3	(Z)	1	(Z)	(Z)	(Z)	(Z)

TONS (THOUSANDS) SHIPPED BY PRODUCTION AREA OF DESTINATION--CON.

M.A.--CON.		EAST NORTH CENTRAL										WEST NORTH CENTRAL			SOUTH ATLANTIC		TCC CODE
PA 2-8 (BUFF)	PA 2-9 (PITT)	PA 3-1 (CLEV)	PA 3-2 (COLU)	PA 3-3 (CINC)	PA 3-4 (DETR)	PA 3-5 (LANS)	PA 3-6 (G.R.)	PA 3-7 (INDP)	PA 3-8 (CHIC)	PA 3-9 (MILW)	PA 4-1 (STLO)	PA 4-2 (K.C.)	PA 4-3 (M.SP)	PA 5-1 (BALT)	PA 5-2 (DC-MD-VA)	TCC CODE	
17	12	26	5	17	53	7	4	19	75	5	13	33	32	14	8	365	
14	13	19	5	19	54	7	5	19	49	5	13	33	25	14	2	3651	
1	3	3	4	5	32	6	1	7	16	2	7	15	11	3	1	36511	
12	9	16	1	14	22	1	4	12	33	3	6	18	13	11	1	36512	
3	-	8	(Z)	(Z)	1	(Z)	(Z)	1	19	(Z)	2	(Z)	6	(Z)	4	36521	
8	2	8	8	5	10	1	4	7	45	5	4	4	7	4	15	366	
2	(Z)	3	6	1	2	(Z)	(Z)	2	33	(Z)	3	2	1	2	3	3661	
2	(Z)	1	5	(Z)	1	(Z)	(Z)	(Z)	13	(Z)	2	(Z)	1	1	1	36611	
(Z)	(Z)	2	1	1	1	(Z)	(Z)	2	20	(Z)	1	2	1	1	2	36612	
6	1	4	2	4	7	(Z)	4	5	12	4	2	2	6	2	9	36621	
20	3	4	1	3	10	1	3	5	102	3	3	2	66	11	4	367	
3	1	1	(Z)	(Z)	2	(Z)	1	(Z)	35	(Z)	(Z)	(Z)	(Z)	4	(Z)	36711	
12	(Z)	(Z)	(Z)	(Z)	1	-	(Z)	(Z)	1	(Z)	(Z)	(Z)	1	(Z)	(Z)	36741	
6	1	4	2	2	8	1	(Z)	5	66	3	3	2	67	8	4	36791	
31	21	44	24	23	282	43	7	40	79	51	96	72	46	45	8	369	
16	16	15	13	13	68	6	6	23	58	15	52	45	33	21	6	36911	
(Z)	(Z)	11	2	(Z)	(Z)	(Z)	-	3	12	-	(Z)	2	1	2	(Z)	36921	
(Z)	1	2	(Z)	(Z)	2	(Z)	(Z)	1	2	8	2	(Z)	1	1	1	36931	
14	(Z)	15	7	7	182	38	(Z)	7	9	29	21	7	5	18	(Z)	36941	
1	(Z)	1	4	1	1	(Z)	1	(Z)	3	(Z)	1	(Z)	1	(Z)	(Z)	36999	
634	450	2 111	289	781	10 151	866	118	698	1 741	331	1 519	1 426	776	972	272	37	
533	266	1 916	269	753	9 739	784	103	595	1 336	300	1 405	1 344	587	935	208	371	
120	214	431	155	244	1 585	219	80	160	946	176	335	327	291	215	167	3711	
101	170	356	82	211	1 202	159	43	106	713	127	274	270	149	169	148	37111	
17	41	71	68	30	361	59	34	51	230	47	55	56	138	44	17	37112	
1	(Z)	3	1	2	4	1	2	3	2	-	5	(Z)	(Z)	-	2	37113	
(Z)	2	-	2	1	1	(Z)	-	1	-	1	(Z)	1	1	(Z)	1	37116	
15	2	332	6	14	23	10	1	1	22	2	11	10	9	7	3	37119	
9	1	329	6	13	20	1	(Z)	1	16	1	9	(Z)	7	3	2	37131	
5	1	3	-	1	3	8	1	(Z)	7	1	2	9	2	4	(Z)	37132	
365	34	1 171	109	476	7 786	309	16	407	320	77	1 047	983	254	494	13	3714	
22	-	20	13	18	453	72	-	-	-	5	100	88	20	23	-	37143	
70	1	409	24	48	1 742	112	10	342	55	5	101	283	26	112	10	37144	
12	5	10	17	1	221	13	-	(Z)	6	1	35	6	2	10	(Z)	37145	
72	-	64	10	12	454	16	(Z)	1	23	36	87	70	1	35	(Z)	37146	
3	(Z)	9	(Z)	17	218	3	(Z)	(Z)	24	4	77	41	1	26	(Z)	37147	
1	19	35	16	100	522	15	2	-	11	4	35	64	7	23	1	37148	
184	9	618	15	275	4 138	75	1	62	182	20	610	428	197	265	2	37149	
4	16	19	8	16	26	1	7	13	55	7	8	20	26	9	1	37151	
2	(Z)	4	(Z)	3	42	(Z)	1	5	1	1	10	1	1	2	3	372	
2	(Z)	(Z)	(Z)	(Z)	1	-	(Z)	(Z)	(Z)	(Z)	5	(Z)	(Z)	-	1	3721	
1	(Z)	-	(Z)	-	1	-	-	(Z)	(Z)	(Z)	5	-	-	-	1	37211	
(Z)	(Z)	(Z)	(Z)	(Z)	(Z)	-	(Z)	(Z)	(Z)	(Z)	(Z)	(Z)	(Z)	-	(Z)	37213	
(Z)	(Z)	(Z)	(Z)	2	40	(Z)	(Z)	5	(Z)	(Z)	1	(Z)	(Z)	2	(Z)	3722	
(Z)	(Z)	(Z)	(Z)	2	40	(Z)	(Z)	5	(Z)	(Z)	1	(Z)	(Z)	1	(Z)	37221	
(Z)	-	(Z)	(Z)	(Z)	(Z)	-	-	-	(Z)	-	(Z)	(Z)	(Z)	1	(Z)	37222	
(Z)	-	(Z)	-	1	(Z)	-	-	-	(Z)	-	(Z)	(Z)	(Z)	(Z)	(Z)	37231	
(Z)	(Z)	3	(Z)	1	2	(Z)	(Z)	1	1	1	4	(Z)	1	1	1	37299	
72	237	111	1	14	48	1	2	1	10	3	37	1	12	9	29	3732	
70	1	109	1	2	16	(Z)	1	(Z)	4	1	1	-	10	2	1	37321	
(Z)	-	(Z)	(Z)	1	2	1	(Z)	1	(Z)	(Z)	1	1	1	-	(Z)	37322	
-	237	-	-	12	2	-	-	-	4	-	36	-	-	(Z)	-	37323	
8	(Z)	2	(Z)	28	-	-	(Z)	18	4	2	(Z)	(Z)	(Z)	7	28	37329	
8	45	70	6	7	237	58	(Z)	18	342	13	61	57	142	6	17	374	
(Z)	2	9	(Z)	5	10	-	-	14	187	1	6	3	99	-	(Z)	3741	
(Z)	-	-	-	-	-	-	-	-	187	-	-	-	98	-	-	37413	
(Z)	2	9	(Z)	5	10	-	-	14	187	1	6	3	(Z)	-	(Z)	37413	
8	43	62	5	2	227	58	(Z)	4	156	11	55	53	43	6	17	3742	
-	-	-	-	-	-	-	-	-	(Z)	-	-	-	-	-	-	37421	
5	16	28	1	1	165	58	-	-	96	4	52	22	38	5	11	37422	
3	26	33	4	2	62	(Z)	(Z)	4	31	(Z)	1	22	2	2	6	37428	
2	1	4	3	2	9	13	(Z)	2	11	5	2	12	3	4	3	3751	
(Z)	(Z)	2	1	(Z)	1	-	(Z)	1	5	(Z)	1	1	2	(Z)	(Z)	37511	
(Z)	(Z)	1	(Z)	1	4	(Z)	(Z)	(Z)	1	5	(Z)	1	9	2	3	37512	
(Z)	(Z)	(Z)	(Z)	1	4	(Z)	(Z)	(Z)	4	5	5	(Z)	(Z)	1	(Z)	37513	
(Z)	(Z)	(Z)	(Z)	(Z)	(Z)	(Z)	(Z)	-	(Z)	(Z)	(Z)	(Z)	(Z)	(Z)	(Z)	37691	
16	11	8	7	7	53	5	12	7	36	7	10	12	27	7	12	379	
9	12	8	8	8	36	1	12	8	24	7	7	10	17	7	8	3791	
2	1	2	3	5	14	-	8	4	13	4	1	7	12	1	4	37911	
7	11	6	5	3	22	1	4	4	11	3	6	3	5	6	4	37912	
8	(Z)	1	(Z)	1	19	4	2	(Z)	9	2	3	4	11	1	3	3799	
1	-	-	-	-	1	1	-	-	(Z)	-	-	-	1	(Z)	-	37993	
6	(Z)	1	(Z)	1	18	3	2	(Z)	9	2	3	4	9	(Z)	3	37999	
153	67	62	14	15	49	5	10	41	135	17	32	12	54	24	49	38	
1	1	(Z)	(Z)	(Z)	1	(Z)	(Z)	(Z)	6	(Z)	1	(Z)	2	2	1	3811	
(Z)	(Z)	(Z)	(Z)	(Z)	(Z)	-	(Z)	(Z)	2	(Z)	(Z)	(Z)	(Z)	(Z)	(Z)	38111	
(Z)	(Z)	(Z)	-	-	(Z)	-	(Z)	-	(Z)	-	-	(Z)	-	-	(Z)	38112	
(Z)	1	(Z)	(Z)	(Z)	1	(Z)	(Z)	(Z)	4	(Z)	(Z)	(Z)	1	2	(Z)	38113	
(Z)	(Z)	(Z)	(Z)	(Z)	1	-	(Z)	(Z)	(Z)	(Z)	(Z)	(Z)	(Z)	(Z)	(Z)	38119	
2	1	11	5	4	14	2	4	5	14	1	4	2	6	1	1	382	
2	1	8	1	2	6	2	3	4	8	1	2	1	3	1	(Z)	3821	
(Z)	(Z)	1	(Z)	(Z)	3	1	2	1	4	(Z)	1	1	1	(Z)	(Z)	38212	
(Z)	(Z)	(Z)	-	(Z)	(Z)	-	(Z)	(Z)	(Z)	(Z)	(Z)	(Z)	(Z)	-	(Z)	38213	
2	(Z)	7	1	2	3	1	1	3	4	1	1	(Z)	2	1	(Z)	38219	
(Z)	(Z)	3	4	1	3	(Z)	1	1	5	(Z)	1	2	4	1	(Z)	38221	
2	(Z)	10	(Z)	(Z)	(Z)	-	(Z)	1	(Z)	(Z)	(Z)	(Z)	(Z)	(Z)	(Z)	38311	
5	5	21	5	7	27	2	5	8	50	6	20	7	18	19	5	384	
1	2	5	(Z)	3	4	(Z)	1	1	22	5	18	3	1	1	3	3841	
1	2	(Z)	(Z)	2	1	(Z)	(Z)	(Z)	19	5	15	2	1	1	1	38411	
1	(Z)	5	(Z)	2	3	(Z)	1	(Z)	3	(Z)	4	(Z)	(Z)	(Z)	1	38412	
1	3	15	2	5	5	2	2	3	33	5	2	4	12	19	2	38421	
2	(Z)	1	(Z)	(Z)	13	(Z)	(Z)	2	1	1	(Z)	(Z)	2	1	(Z)	38431	
1	(Z)	1	(Z)	1	(Z)	(Z)	(Z)	(Z)	(Z)	(Z)	(Z)	(Z)	(Z)	(Z)	(Z)	38511	
140	64	18	3	1	3	(Z)	2	29	59	5	2	3	27	1	42	3861	
44	(Z)	6	2	(Z)	1	(Z)	(Z)	(Z)	23	(Z)	(Z)	(Z)	2	(Z)	40	38612	
(Z)	(Z)	(Z)	(Z)	(Z)	1	(Z)	(Z)	(Z)	1	(Z)	(Z)	(Z)	(Z)	(Z)	(Z)	38613	



TABLE 6. SHIPMENTS BY MANUFACTURING ESTABLISHMENTS--COMMODITIES BY PRODUCTION AREA OF DESTINATION: 1977--CON.

TONS (THOUSANDS) SHIPPED BY PRODUCTION AREA OF DESTINATION--CON.

TCC CODE	COMMODITY	SOUTH ATLANTIC--CON.					EAST SOUTH CENTRAL				
		PA 5-3 (NORF-RICH)	PA 5-4 (G80RO W.S.)	PA 5-5 (CHAR)	PA 5-6 (ATLA)	PA 5-7 (DAYT-TAMPA)	PA 5-8 (MIAMI)	PA 6-1 (LVLE)	PA 6-2 (NASH)	PA 6-3 (MEMPH)	PA 6-4 (8IRM)
365	RADIO AND TELEVISION RECEIVING SETS. . . . .	8	12	17	16	8	11	8	8	8	8
3651	RADIO AND TELEVISION RECEIVING SETS. . . . .	7	13	17	13	9	12	8	6	8	8
36511	HOUSEHOLD AND AUTOMOTIVE RADIOS AND PHONOGRAPHS. . . . .	1	2	9	1	5	3	1	1	2	3
36512	HOUSEHOLD TELEVISION RECEIVERS AND COMBINATIONS. . . . .	6	11	7	11	4	9	7	6	6	5
36521	PHONOGRAPH RECORDS, RECORD BLANKS, PRERECORDED TAPES * . . . .	(Z)	(Z)	1	4	(Z)	1	-	1	1	(Z)
366	COMMUNICATION EQUIPMENT. . . . .	6	2	4	8	11	5	1	1	3	1
3661	TELEPHONE AND TELEGRAPH EQUIPMENT. . . . .	2	2	2	5	6	1	1	(Z)	2	1
36611	TELEPHONE SWITCHING EQUIPMENT. . . . .	1	1	1	4	5	(Z)	(Z)	(Z)	2	1
36612	TELEPHONE AND TELEGRAPH EQUIPMENT. . . . .	1	1	1	2	1	1	(Z)	(Z)	(Z)	(Z)
36621	RADIO AND TV COMMUNICATION EQUIPMENT * . . . . .	3	1	2	2	6	5	(Z)	(Z)	(Z)	1
367	ELECTRONIC COMPONENTS AND ACCESSORIES. . . . .	18	4	(Z)	2	2	3	1	2	4	(Z)
36711	ELECTRONIC TUBES, EXC. X-RAY TUBES * . . . . .	14	1	(Z)	1	(Z)	(Z)	(Z)	(Z)	3	(Z)
36741	SOLID STATE SEMICONDUCTOR DEVICES * . . . . .	1	1	(Z)	(Z)	(Z)	(Z)	(Z)	-	-	-
36791	MISC. ELECTRONIC COMPONENTS AND ACCESSORIES * . . . . .	3	2	(Z)	2	2	4	1	2	1	(Z)
369	MISCELLANEOUS ELECTRICAL MACHINERY, EQUIP., SUPPLIES. . . . .	15	17	8	74	20	27	31	9	24	12
36911	STORAGE BATTERIES AND PLATES * . . . . .	13	12	5	52	18	22	27	6	13	8
36921	PRIMARY BATTERIES, DRY AND WET * . . . . .	(Z)	3	(Z)	10	(Z)	(Z)	-	-	10	-
36931	X-RAY APPARATUS AND TUBES * . . . . .	1	(Z)	(Z)	1	(Z)	1	1	(Z)	(Z)	(Z)
36941	ELECTRICAL EQUIPMENT FOR INTERNAL COMBUSTION ENGINES * . . . .	1	(Z)	2	6	1	2	1	9	3	4
36999	ELECTRICAL MACHINERY AND SUPPLIES, NEC * . . . . .	(Z)	(Z)	(Z)	3	1	(Z)	(Z)	(Z)	(Z)	(Z)
37	TRANSPORTATION EQUIPMENT. . . . .	475	287	262	1 094	310	456	724	301	253	281
371	MOTOR VEHICLES AND EQUIPMENT. . . . .	355	271	181	985	266	419	619	264	223	132
3711	MOTOR VEHICLES AND EQUIPMENT. . . . .	120	207	122	304	239	371	172	148	170	107
37111	MOTOR PASSENGER CARS, ASSEMBLED. . . . .	80	140	83	229	181	303	113	125	125	67
37112	MOTOR TRUCKS AND TRUCK TRACTORS, ASSEMBLED. . . . .	38	60	39	75	53	68	59	21	44	40
37113	MOTOR COACHES, ASSEMBLED. . . . .	-	(Z)	-	-	4	-	1	-	1	-
37116	MOTOR BUSES AND TRUCKS INCL. FIRE TRUCKS, KNOCKED DOWN. . . .	-	6	-	-	(Z)	-	(Z)	-	(Z)	-
37119	MOTOR VEHICLES INCL. GOLF CARTS, NEC. . . . .	(Z)	(Z)	-	-	1	(Z)	-	1	-	(Z)
3713	TRUCK AND BUS BODIES. . . . .	59	20	3	6	9	(Z)	9	13	1	2
37131	MOTOR TRUCK BODIES. . . . .	53	8	3	4	9	(Z)	8	7	1	1
37132	MOTOR BUS BODIES. . . . .	5	12	-	2	(Z)	-	1	6	-	1
3714	MOTOR VEHICLE PARTS AND ACCESSORIES. . . . .	183	38	41	640	3	18	441	92	21	3
37143	MOTOR VEHICLE GEAR FRAMES. . . . .	-	-	-	13	-	7	18	7	-	-
37144	MOTOR CAR INTERNAL COMBUSTION ENGINES AND PARTS. . . . .	83	32	6	84	(Z)	5	91	(Z)	(Z)	1
37145	MOTOR VEHICLE BRAKES AND PARTS. . . . .	1	-	(Z)	21	-	-	45	(Z)	1	-
37146	MOTOR VEHICLE STEERING GEARS AND PARTS. . . . .	15	1	(Z)	9	(Z)	-	26	4	1	(Z)
37147	MOTOR VEHICLE BODY PARTS. . . . .	-	(Z)	(Z)	9	(Z)	1	4	(Z)	(Z)	(Z)
37148	MOTOR VEHICLE WHEELS AND PARTS. . . . .	19	3	30	30	-	1	16	-	15	1
37149	MOTOR VEHICLE ACCESSORIES AND PARTS, NEC. . . . .	65	(Z)	4	457	2	5	239	12	3	1
37151	TRUCK TRAILERS * . . . . .	11	1	21	30	13	18	3	6	33	20
372	AIRCRAFT AND PARTS. . . . .	5	(Z)	(Z)	9	17	4	(Z)	(Z)	(Z)	(Z)
3721	AIRCRAFT. . . . .	4	(Z)	(Z)	(Z)	1	(Z)	-	(Z)	(Z)	(Z)
37211	COMPLETE MILITARY AIRCRAFT. . . . .	1	-	-	-	(Z)	-	-	-	(Z)	(Z)
37213	COMPLETE COMMERCIAL TRANSPORT AIRCRAFT. . . . .	2	(Z)	(Z)	(Z)	1	(Z)	-	(Z)	-	(Z)
3722	AIRCRAFT, MISSILE, AND SPACE VEHICLE ENGINES AND PARTS. . . . .	1	(Z)	(Z)	4	15	1	-	(Z)	(Z)	(Z)
37221	AIRCRAFT ENGINES AND PARTS. . . . .	1	(Z)	(Z)	(Z)	(Z)	1	-	-	(Z)	(Z)
37222	MISSILE AND SPACE VEHICLE ENGINES AND PARTS. . . . .	(Z)	(Z)	-	3	15	(Z)	-	(Z)	-	(Z)
37231	AIRCRAFT PROPELLERS AND PROPELLER PARTS * . . . . .	(Z)	(Z)	-	(Z)	(Z)	(Z)	-	-	(Z)	-
37299	AIRCRAFT PARTS AND EQUIPMENT, NEC * . . . . .	(Z)	(Z)	(Z)	5	2	2	(Z)	1	(Z)	(Z)
3732	SHIPS AND BOATS * . . . . .	72	(Z)	(Z)	7	14	21	60	26	4	2
37321	INBOARD MOTOR BOATS. . . . .	71	-	(Z)	(Z)	4	7	54	-	(Z)	(Z)
37322	OUTBOARD MOTOR BOATS. . . . .	(Z)	-	(Z)	7	7	1	(Z)	1	-	1
37323	NONPROPELLED SHIPS (BARGES AND DREDGES). . . . .	-	-	-	-	1	-	-	26	-	-
37329	SHIPS, BOATS, AND PARTS, NEC. . . . .	(Z)	(Z)	-	(Z)	2	13	6	(Z)	4	(Z)
374	RAILROAD EQUIPMENT. . . . .	3	(Z)	71	70	(Z)	1	43	6	6	164
3741	LOCOMOTIVES AND PARTS. . . . .	-	-	-	-	(Z)	(Z)	37	-	(Z)	-
37411	LOCOMOTIVES AND TENDERS. . . . .	-	-	-	-	-	-	37	-	-	-
37413	PARTS FOR LOCOMOTIVES, ALL TYPES. . . . .	-	-	-	-	(Z)	(Z)	(Z)	-	(Z)	-
3742	RAILROAD AND STREET CARS. . . . .	3	(Z)	72	70	(Z)	1	6	6	6	165
37421	PASSENGER TRAIN CARS. . . . .	-	-	-	-	-	-	-	-	-	-
37422	FREIGHT TRAIN CARS. . . . .	-	-	45	63	(Z)	-	-	-	1	149
37428	PARTS FOR RAILROAD AND STREET CARS, EXC. WHEELS. . . . .	3	(Z)	26	4	(Z)	1	3	6	(Z)	9
3751	MOTORCYCLES, BICYCLES, AND PARTS * . . . . .	1	1	4	16	3	3	1	3	18	3
37511	MOTOR-CYCLES, -BIKES, -SCOOTERS; BOOIES, SIDECARS. . . . .	-	-	1	(Z)	(Z)	(Z)	-	(Z)	1	-
37512	BICYCLES. . . . .	1	(Z)	3	14	2	3	(Z)	1	9	(Z)
37513	PARTS AND ACCESSORIES, MOTORCYCLE AND BICYCLE. . . . .	(Z)	(Z)	(Z)	2	1	(Z)	(Z)	2	8	3
37691	GUIDEO MISSILE AND SPACE VEHICLE PARTS, NEC * . . . . .	1	(Z)	-	(Z)	2	(Z)	(Z)	(Z)	-	3
379	MISCELLANEOUS TRANSPORTATION EQUIPMENT. . . . .	10	12	3	9	9	7	5	2	1	3
3791	TRAILER COACHES. . . . .	10	13	3	10	10	7	5	2	2	1
37911	TRAILER COACHES, HOUSING TYPE. . . . .	7	13	1	8	5	3	2	-	1	1
37912	TRAVEL TRAILERS AND CAMPERS. . . . .	3	1	2	2	5	4	3	2	1	(Z)
3799	TRANSPORTATION EQUIPMENT, NEC. . . . .	1	(Z)	(Z)	(Z)	1	1	(Z)	-	(Z)	3
37993	HAND CARTS, WAGONS, AND PARTS. . . . .	-	(Z)	-	(Z)	-	-	-	-	-	(Z)
37999	TRANSPORTATION EQUIPMENT AND PARTS, NEC. . . . .	1	(Z)	(Z)	(Z)	1	1	(Z)	-	(Z)	3
38	INSTRUMENTS, PHOTO, AND MEDICAL GOODS, WATCHES, CLOCKS. . . .	11	8	3	95	9	13	10	7	13	13
3811	ENGINEERING, SCIENTIFIC, AND LABORATORY INSTRUMENTS * . . . . .	(Z)	1	(Z)	1	(Z)	(Z)	(Z)	1	(Z)	(Z)
38111	AIRCRAFT FLIGHT AND NAUTICAL INSTRUMENTS. . . . .	(Z)	(Z)	(Z)	(Z)	(Z)	(Z)	(Z)	(Z)	(Z)	(Z)
38112	SURVEYING AND DRAFTING INSTRUMENTS. . . . .	-	(Z)	-	(Z)	-	(Z)	-	(Z)	(Z)	(Z)
38113	LABORATORY AND SCIENTIFIC INSTRUMENTS, LAB. FURNITURE. . . . .	(Z)	(Z)	(Z)	(Z)	(Z)	(Z)	(Z)	1	(Z)	(Z)
38119	ENGINEERING INSTRUMENTS, NEC. . . . .	(Z)	(Z)	(Z)	(Z)	(Z)	(Z)	-	-	-	-
382	MEASURING AND CONTROLLING INSTRUMENTS. . . . .	1	(Z)	1	3	1	1	1	1	1	4
3821	MECHANICAL MEASURING AND CONTROLLING INSTRUMENTS. . . . .	(Z)	(Z)	1	3	1	1	(Z)	(Z)	(Z)	4
38212	GAS, WATER, OTHER LIQUID METERS AND RECORDING DEVICES. . . . .	(Z)	(Z)	(Z)	(Z)	1	(Z)	(Z)	(Z)	(Z)	3
38213	WEATHER MEASURING INSTRUMENTS AND GAGES. . . . .	(Z)	(Z)	(Z)	(Z)	(Z)	(Z)	-	-	(Z)	-
38219	MECHANICAL MEASURING INSTRUMENTS, NEC. . . . .	(Z)	(Z)	(Z)	2	(Z)	1	(Z)	(Z)	(Z)	(Z)
38221	AUTOMATIC TEMPERATURE CONTROLS * . . . . .	(Z)	(Z)	(Z)	(Z)	(Z)	(Z)	1	2	1	(Z)
38311	OPTICAL INSTRUMENTS AND LENSES * . . . . .	(Z)	(Z)	(Z)	9	(Z)	(Z)	(Z)	(Z)	(Z)	(Z)
384	SURGICAL, MEDICAL, DENTAL INSTRUMENTS, AND SUPPLIES. . . . .	3	5	1	30	5	6	2	4	11	9
3841	SURGICAL, MEDICAL INSTRUMENTS, AND SUPPLIES. . . . .	1	2	(Z)	19	4	1	(Z)	2	1	13
38411	SURGICAL, MEDICAL INSTRUMENTS, AND APPARATUS. . . . .	(Z)	(Z)	(Z)	19	3	1	(Z)	1	1	9
38412	HOSPITAL, DENTAL, AND OPTICIANS' FURNITURE. . . . .	(Z)	1	(Z)	(Z)	(Z)	(Z)	1	1	(Z)	4
38421	ORTHOPEDIC, PROSTHETIC, SURGICAL APPL., SUPPLIES * . . . . .	2	3	1	15	2	4	1	2	10	2
38431	DENTAL EQUIPMENT AND SUPPLIES * . . . . .	1	(Z)	(Z)	(Z)	(Z)	1	(Z)	(Z)	(Z)	(Z)
38511	OPHTHALMIC AND OPTICIANS' GOODS * . . . . .	(Z)	(Z)	(Z)	(Z)	(Z)	1	(Z)	(Z)	1	(Z)
3861	PHOTOGRAPHIC EQUIPMENT AND SUPPLIES * . . . . .	5	1	(Z)	47	1	2	(Z)	(Z)	(Z)	(Z)
38612	PHOTOGRAPHIC DEVELOPING EQUIPMENT. . . . .	(Z)	(Z)	(Z)	19	(Z)	(Z)	-	(Z)	(Z)	(Z)
38613	STILL AND MOTION PICTURE EQUIPMENT AND FILM MAGAZINES. . . . .	1	(Z)	(Z)	1	(Z)	(Z)	(Z)	(Z)	(Z)	-



TONS (THOUSANDS) SHIPPED BY PRODUCTION AREA OF DESTINATION--CON.

WEST SOUTH CENTRAL														MOUNTAIN				PACIFIC				NON PRODUCTION AREA	ESTI-NATION UNKNOWN	TCC CODE
PA 7-1 (N.ORL)	PA 7-2 (HOUS)	PA 7-3 (AUST)	PA 7-4 (DALL)	PA 7-5 (TULS)	PA 8-1 (DENV)	PA 8-2 (SALT LAKE)	PA 8-3 (PHNX)	PA 9-1 (SETL)	PA 9-2 (PORT)	PA 9-3 (SANF)	PA 9-4 (SACR)	PA 9-5 (LOSA)	PA 9-6 (SAN DIEGO)											
21	11	8	39	11	2	8	4	10	15	27	4	79	2	223	6	365								
22	11	9	18	10	1	9	(Z)	9	14	27	4	31	2	207	4	3651								
5	7	3	5	3	(Z)	2	(Z)	3	3	16	(Z)	13	(Z)	84	4	36511								
17	4	7	12	7	1	7	-	6	10	11	4	17	2	124	(Z)	36512								
(Z)	(Z)	(Z)	24	(Z)	1	(Z)	2	1	2	(Z)	49	1	27	1	36521									
8	4	3	31	17	3	3	5	3	2	18	26	20	2	354	8	366								
4	1	1	21	14	2	2	3	2	1	5	20	7	(Z)	180	4	3661								
3	1	1	13	13	1	2	1	(Z)	3	4	3	(Z)	(Z)	62	(Z)	36611								
(Z)	(Z)	(Z)	8	1	1	(Z)	1	2	(Z)	2	16	4	(Z)	118	4	36612								
4	3	2	10	3	1	1	3	1	1	13	5	12	2	169	4	36621								
1	2	2	18	2	3	2	2	1	1	37	(Z)	35	2	279	4	367								
(Z)	(Z)	(Z)	12	(Z)	(Z)	(Z)	(Z)	(Z)	(Z)	(Z)	(Z)	1	(Z)	79	(Z)	36711								
(Z)	(Z)	(Z)	1	(Z)	(Z)	(Z)	1	(Z)	(Z)	10	(Z)	4	(Z)	13	1	36741								
1	2	1	6	2	4	1	1	1	1	28	(Z)	31	2	186	3	36791								
25	14	13	69	11	14	13	26	21	18	42	15	162	22	639	12	369								
20	12	15	40	6	9	11	22	17	11	27	13	111	19	431	1	36911								
1	1	(Z)	5	(Z)	(Z)	(Z)	(Z)	(Z)	1	2	(Z)	11	(Z)	20	1	36921								
(Z)	1	(Z)	(Z)	(Z)	1	(Z)	(Z)	(Z)	(Z)	3	(Z)	3	(Z)	15	(Z)	36931								
1	1	-	25	1	(Z)	1	(Z)	(Z)	2	6	(Z)	23	(Z)	108	10	36941								
6	(Z)	(Z)	3	(Z)	(Z)	(Z)	(Z)	(Z)	(Z)	1	(Z)	3	(Z)	39	(Z)	36999								
530	791	160	1 053	520	282	298	288	473	341	1 966	150	1 964	98	15 993	1 927	37								
284	607	143	986	467	253	203	246	260	184	1 781	110	1 776	62	13 652	488	371								
237	534	97	521	406	235	193	222	215	129	583	84	844	59	7 864	205	3711								
176	396	62	289	155	129	118	123	127	102	487	59	647	47	4 880	5	37111								
60	136	33	211	250	99	74	98	88	26	87	23	180	12	2 694	193	37112								
-	1	-	(Z)	-	-	-	-	-	1	9	-	10	1	128	2	37113								
1	1	2	1	(Z)	-	-	-	-	(Z)	1	2	-	-	18	-	37116								
31	4	9	20	3	5	10	2	7	10	1	10	1	(Z)	178	39	3713								
9	4	(Z)	3	1	8	1	7	9	(Z)	10	(Z)	3	(Z)	116	8	37131								
22	(Z)	8	(Z)	4	2	1	(Z)	1	1	(Z)	(Z)	17	-	62	31	37132								
11	4	26	404	14	5	6	15	34	49	1 147	24	882	1	5 144	195	3714								
-	(Z)	-	23	-	-	-	(Z)	(Z)	(Z)	99	-	35	-	109	-	37143								
1	(Z)	-	66	(Z)	2	1	1	5	(Z)	290	18	265	(Z)	3 087	63	37144								
-	(Z)	(Z)	2	-	(Z)	(Z)	(Z)	(Z)	(Z)	16	(Z)	5	(Z)	193	2	37145								
1	-	-	5	1	(Z)	(Z)	-	(Z)	(Z)	69	-	41	-	403	-	37146								
(Z)	(Z)	(Z)	1	8	(Z)	(Z)	(Z)	(Z)	(Z)	41	(Z)	40	(Z)	44	(Z)	37147								
1	-	18	62	(Z)	1	12	1	7	56	5	144	(Z)	(Z)	260	(Z)	37148								
8	2	8	241	4	1	5	1	12	33	569	1	339	(Z)	954	130	37149								
6	24	10	50	35	3	1	2	4	12	7	(Z)	15	-	330	24	37151								
12	4	3	6	11	2	6	21	29	3	10	2	68	6	117	176	372								
9	2	(Z)	(Z)	5	(Z)	(Z)	(Z)	(Z)	2	5	(Z)	4	(Z)	17	164	3721								
8	1	(Z)	(Z)	5	-	(Z)	(Z)	(Z)	2	5	-	1	(Z)	13	106	37211								
1	1	(Z)	(Z)	1	(Z)	(Z)	(Z)	(Z)	(Z)	(Z)	(Z)	3	(Z)	4	59	37213								
2	(Z)	(Z)	(Z)	1	(Z)	3	19	1	(Z)	1	1	22	3	24	8	3722								
1	(Z)	(Z)	(Z)	1	(Z)	1	(Z)	18	1	(Z)	(Z)	2	2	13	(Z)	37221								
(Z)	(Z)	(Z)	(Z)	1	(Z)	3	1	(Z)	(Z)	1	(Z)	21	1	11	8	37222								
(Z)	(Z)	(Z)	(Z)	-	(Z)	(Z)	(Z)	(Z)	(Z)	(Z)	(Z)	(Z)	(Z)	6	(Z)	37231								
1	1	2	5	5	2	3	1	30	(Z)	3	1	42	2	73	(Z)	37299								
215	111	4	6	2	(Z)	(Z)	(Z)	47	12	43	(Z)	27	11	265	696	3732								
201	8	1	2	(Z)	(Z)	(Z)	(Z)	35	12	6	(Z)	12	9	144	660	37321								
5	1	2	1	-	(Z)	(Z)	-	(Z)	(Z)	(Z)	-	1	(Z)	36	1	37322								
7	90	-	2	(Z)	(Z)	-	(Z)	1	(Z)	1	(Z)	1	1	30	27	37323								
2	12	(Z)	2	(Z)	3	3	(Z)	11	(Z)	36	(Z)	13	1	55	9	37329								
9	21	-	4	2	3	3	(Z)	86	120	95	9	7	(Z)	810	424	374								
6	1	-	-	2	(Z)	1	-	(Z)	1	-	6	(Z)	-	98	6	3741								
-	-	-	-	-	-	-	-	-	-	-	-	-	-	37	-	37411								
6	1	-	2	(Z)	1	-	-	(Z)	1	-	6	(Z)	-	61	6	37413								
3	21	-	3	4	2	2	(Z)	86	120	95	4	6	(Z)	711	418	3742								
-	-	-	-	-	-	-	-	-	-	-	-	1	(Z)	1	6	37421								
3	9	-	1	1	-	-	-	52	90	89	-	(Z)	(Z)	384	407	37422								
(Z)	10	-	2	3	2	(Z)	(Z)	33	23	6	1	6	-	163	(Z)	37428								
5	5	1	4	3	2	1	1	22	1	1	(Z)	10	1	109	3	3751								
(Z)	1	-	2	-	(Z)	-	(Z)	1	-	(Z)	-	3	-	10	-	37511								
4	3	1	1	3	(Z)	(Z)	1	1	(Z)	(Z)	4	-	-	40	-	37512								
1	(Z)	(Z)	1	(Z)	2	(Z)	(Z)	19	1	1	-	3	1	60	3	37513								
4	1	(Z)	3	(Z)	(Z)	55	1	1	(Z)	10	2	10	11	19	(Z)	37691								
11	69	10	45	36	17	11	20	16	17	32	25	71	10	945	106	379								
10	69	10	44	33	19	11	21	15	17	29	16	48	11	795	113	3791								
8	63	7	26	23	11	2	12	6	3	11	2	18	3	447	5	37911								
2	6	3	18	10	7	9	9	10	14	18	14	30	8	349	108	37912								
(Z)	(Z)	(Z)	1	1	(Z)	(Z)	(Z)	1	(Z)	7	12	29	-	247	20	3799								
(Z)	-	-	-	-	-	-	-	-	-	-	-	-	-	3	-	37993								
(Z)	(Z)	(Z)	1	1	(Z)	(Z)	(Z)	1	(Z)	7	12	29	-	244	20	37999								
10	57	8	191	7	15	5	7	7	8	75	3	123	2	468	23	38								
(Z)	2	(Z)	1	(Z)	(Z)	(Z)	2	(Z)	(Z)	3	(Z)	4	(Z)	33	1	3811								
(Z)	(Z)	(Z)	(Z)	(Z)	(Z)	(Z)	(Z)	(Z)	-	(Z)	(Z)	(Z)	(Z)	7	(Z)	38111								
(Z)	(Z)	(Z)	(Z)	(Z)	(Z)	(Z)	(Z)	-	(Z)	(Z)	-	(Z)	(Z)	2	-	38112								
(Z)	(Z)	(Z)	(Z)	(Z)	(Z)	(Z)	1	(Z)	(Z)	1	(Z)	2	(Z)	19	1	38113								
(Z)	2	(Z)	(Z)	(Z)	(Z)	-	(Z)	(Z)	2	(Z)	2	(Z)	2	5	(Z)	38119								
2	8	(Z)	4	1	3	(Z)	1	1	1	4	(Z)	34	1	118	8	382								
2	6	(Z)	1	(Z)	2	(Z)	1	1	(Z)	3	(Z)	15	(Z)	63	7	3821								
1	2	(Z)	1	(Z)	1	(Z)	-	(Z)	(Z)	(Z)	(Z)	4	(Z)	16	(Z)	38212								
(Z)	(Z)	-	(Z)	-	(Z)	-	(Z)	(Z)	(Z)	(Z)	(Z)	(Z)	-	2	-	38213								
1	5	(Z)	1	(Z)	1	(Z)	1	(Z)	1	2	(Z)	11	(Z)	45	7	38219								
1	1	(Z)	2	(Z)	1	(Z)	(Z)	(Z)	1	(Z)	1	18	(Z)	55	1	38221								
(Z)	(Z)	(Z)	6	(Z)	(Z)	-	(Z)	(Z)	(Z)	1	-	1	(Z)	6	1	38311								
4	39	2	15	4	4	3	2	4	2	17	1	29	1	167	10	384								
2	5	(Z)	10	1	3	5	1	2	(Z)	13	(Z)	12	(Z)	49	4	3841								
1	2	(Z)	9	1	2	1	1	2	(Z)	12	(Z)	10	(Z)	30	2	38411								
(Z)	3	(Z)	1	(Z)	1	4	(Z)	(Z)	(Z)	1	(Z)	3	(Z)	19	2	38412								
3	3	2	7	3	1	(Z)	1	1	1	8	(Z)	11	1	102	4	38421								
1	3	(Z)	1	1	(Z)	(Z)	(Z)	(Z)	(Z)	(Z)	(Z)	8	(Z)	11	2	38431								
(Z)	1	(Z)	1	(Z)	(Z)	(Z)	(Z)	(Z)	(Z)	(Z)	(Z)	1	(Z)	10	1	38511								
3	7	5	164	1	7	1	2	(Z)	5	47	(Z)	51	(Z)	94	2	3861								
(Z)	(Z)	5	19	(Z)	6	(Z)	(Z)	(Z)	(Z)	29	(Z)	19	(Z)	23	1	38612								
2	(Z)	(Z)	(Z)	(Z)	(Z)	1	(Z)	(Z)	(Z)	1	(Z)	1	(Z)	3	(Z)	38613								

TABLE 6. SHIPMENTS BY MANUFACTURING ESTABLISHMENTS--COMMODITIES BY PRODUCTION AREA OF DESTINATION: 1977--CON.

TCC CODE	COMMODITY	TOTAL TONS SHIPPED (THOU- SANDS)	TONS (THOUSANDS) SHIPPED BY PRODUCTION AREA OF DESTINATION								
			NEW ENGLAND				MIDDLE ATLANTIC				
			PA 1-1 (BOST)	PA 1-2 (HART)	PA 2-1 (NYNY)	PA 2-2 (N.NJ)	PA 2-3 (PHIL)	PA 2-4 (HARR)	PA 2-5 (ALLN)	PA 2-6 (N.PA)	PA 2-7 (SYRA)
38615	PHOTOGRAPHIC SENSITIZED FILM, PLATES, PAPER, AND CLOTH	495	68	(Z)	18	45	12	(Z)	(Z)	2	(Z)
38618	PREPARED PHOTOGRAPHIC CHEMICALS	257	1	(Z)	27	7	2	(Z)	1	(Z)	1
38619	PHOTOGRAPH EQUIPMENT AND SUPPLIES, NEC	35	3	1	(Z)	(Z)	(Z)	(Z)	-	8	(Z)
38711	WATCHES, CLOCKS, CLOCKWORK OPERATED DEVICES, PARTS *	85	1	20	2	1	1	(Z)	(Z)	(Z)	(Z)
39	MISCELLANEOUS PRODUCTS OF MANUFACTURING	4 502	116	45	296	109	85	39	9	23	28
391	JEWELRY, SILVERWARE, AND PLATED WARE	83	10	(Z)	4	2	2	(Z)	(Z)	1	1
39111	JEWELRY, PRECIOUS METAL: JEWELERS' FININGS, MAT. *	27	5	(Z)	3	(Z)	1	(Z)	(Z)	1	(Z)
39141	SILVERWARE, PLATED WARE, AND STAINLESS STEEL WARE *	55	6	(Z)	1	1	1	(Z)	(Z)	(Z)	1
3931	MUSICAL INSTRUMENTS AND PARTS *	164	2	1	2	2	2	1	(Z)	(Z)	(Z)
39311	PIANOS	59	1	(Z)	1	1	1	(Z)	(Z)	(Z)	(Z)
39312	ORGANS	22	(Z)	(Z)	(Z)	(Z)	(Z)	(Z)	(Z)	(Z)	(Z)
39313	PIANO AND ORGAN PARTS	65	(Z)	(Z)	(Z)	(Z)	(Z)	(Z)	-	-	(Z)
39319	MUSICAL INSTRUMENTS, ACCESSORIES AND PARTS	18	1	(Z)	(Z)	1	(Z)	1	(Z)	(Z)	(Z)
394	TOYS, AMUSEMENT, SPORTING, AND ATHLETIC GOODS	1 659	41	11	58	44	45	12	5	4	16
39411	GAMES AND TOYS *	554	23	4	25	18	16	1	4	2	9
39421	DOLLS AND STUFFED TOY ANIMALS *	83	1	1	7	2	2	(Z)	(Z)	(Z)	1
3943	CHILDREN'S VEHICLES AND PARTS, NEC	109	1	-	9	5	12	(Z)	(Z)	(Z)	1
3949	SPORTING AND ATHLETIC GOODS	925	10	6	17	20	4	11	(Z)	(Z)	4
39491	FISHING TACKLE, EQUIPMENT AND PARTS	204	(Z)	(Z)	(Z)	(Z)	(Z)	(Z)	-	-	(Z)
39493	BOWLING ALLEYS, BALLS, AND SUPPLIES	45	(Z)	(Z)	(Z)	2	(Z)	1	-	-	(Z)
39494	GOLF CLUBS, BALLS, AND EQUIPMENT	50	(Z)	(Z)	(Z)	2	1	(Z)	(Z)	(Z)	(Z)
39496	BASEBALL, FOOTBALL, BASKETBALL, TENNIS EQUIP., ETC.	71	2	4	8	13	1	1	(Z)	(Z)	1
39497	PLAYGROUND AND GYMNASIUM EQUIPMENT	66	4	(Z)	2	1	1	(Z)	(Z)	-	(Z)
39499	SPORTING AND ATHLETIC GOODS, NEC	446	4	1	6	1	1	9	(Z)	(Z)	(Z)
395	PENS, PENCILS, OTHER OFFICE AND ARTISTS' MATERIALS	432	9	5	29	16	6	2	(Z)	1	3
39511	PENS AND PARTS *	37	4	(Z)	3	3	(Z)	(Z)	(Z)	(Z)	1
3952	PENCILS, CRAYONS, AND ARTISTS' MATERIALS	173	3	2	17	7	4	1	(Z)	1	2
39521	PENCILS AND CRAYONS	38	1	(Z)	1	1	1	(Z)	(Z)	(Z)	(Z)
39522	ARTISTS' MATERIALS	134	2	2	17	6	3	1	(Z)	1	2
39531	MARKING DEVICES *	66	1	(Z)	2	1	1	(Z)	(Z)	(Z)	(Z)
39551	CARBON AND STENCIL PAPER AND INKED RIBBONS *	157	2	2	3	1	1	(Z)	(Z)	(Z)	(Z)
396	COSTUME JEWELRY, NOVELTIES, BUTTONS, AND NOTIONS	225	8	2	29	9	3	1	(Z)	1	2
39611	COSTUME JEWELRY AND NOVELTIES *	44	2	1	11	3	1	(Z)	(Z)	(Z)	(Z)
39621	FEATHERS, PLUMES, ARTIFICIAL FLOWERS, AND FRUITS *	57	4	(Z)	3	1	(Z)	(Z)	(Z)	1	(Z)
39631	BUTTONS AND PARTS *	12	(Z)	(Z)	2	(Z)	(Z)	(Z)	(Z)	(Z)	(Z)
3964	NEEDLES, PINS, HOOKS, EYES, AND SIMILAR NOTIONS	114	2	2	5	4	2	1	(Z)	(Z)	2
39641	ZIPPERS AND SLIDE FASTENERS	44	1	(Z)	3	(Z)	1	(Z)	(Z)	(Z)	(Z)
39642	NEEDLES, PINS, HOOKS, AND EYES	70	2	2	12	4	1	1	(Z)	(Z)	2
399	MISCELLANEOUS MANUFACTURED PRODUCTS	2 014	51	28	165	37	29	22	3	16	5
39911	BROOMS AND BRUSHES *	188	12	4	4	7	8	1	(Z)	(Z)	1
39921	LINOLEUM AND OTHER HARD SURFACE FLOOR COVERINGS *	295	5	1	26	(Z)	10	4	-	-	(Z)
3993	SIGNS AND ADVERTISING DISPLAYS	458	14	1	99	6	2	1	(Z)	1	1
39931	LUMINOUS TUBING AND BULB SIGNS	107	(Z)	(Z)	28	(Z)	(Z)	(Z)	(Z)	1	(Z)
39932	NONELECTRIC ADVERTISING SIGNS AND DISPLAYS	261	14	1	72	6	2	1	-	(Z)	(Z)
39934	NONELECTRIC ROAD AND TRAFFIC SIGNS	90	(Z)	-	-	(Z)	(Z)	-	-	-	-
39941	MORTICIANS' GOODS *	262	6	3	13	2	5	1	2	3	2
39961	MATCHES *	195	(Z)	8	(Z)	4	1	13	-	-	-
39971	FURS, DRESSES AND OYEO *	1	-	-	1	-	(Z)	-	(Z)	-	-
3999	MANUFACTURED PRODUCTS, NEC	695	10	10	41	20	7	2	(Z)	11	2
39991	CHEMICAL FIRE EXTINGUISHING EQUIPMENT AND PARTS	50	1	-	2	1	(Z)	(Z)	(Z)	(Z)	-
39992	COIN-OPERATED AMUSEMENT AND SERVICE MACHINES	37	1	-	1	(Z)	-	-	-	(Z)	-
39993	BEAUTY AND BARBER SHOP FURNITURE AND EQUIPMENT	7	1	(Z)	1	(Z)	(Z)	(Z)	-	-	(Z)
39995	TOBACCO PIPES AND CIGARETTE HOLDERS	9	3	(Z)	(Z)	(Z)	(Z)	-	-	(Z)	(Z)
39999	MISCELLANEOUS MANUFACTURED PRODUCTS, NEC	551	5	8	37	17	6	2	(Z)	11	1

TONS (THOUSANDS) SHIPPED BY PRODUCTION AREA OF DESTINATION--CON.

M.A.--CON.		EAST NORTH CENTRAL							WEST NORTH CENTRAL			SOUTH ATLANTIC		TCC CODE		
PA 2-8 (BUFF)	PA 2-9 (PITT)	PA 3-1 (CLEV)	PA 3-2 (COLU)	PA 3-3 (CINC)	PA 3-4 (OETR)	PA 3-5 (LANS)	PA 3-6 (G.R.)	PA 3-7 (INOP)	PA 3-8 (CHIC)	PA 3-9 (MILW)	PA 4-1 (STLO)	PA 4-2 (K.C.)	PA 4-3 (M.SP)	PA 5-1 (BALT)	PA 5-2 (OC-MO-VA)	
9	63	(Z)	(Z)	1	(Z)	(Z)	(Z)	29	23	4	(Z)	2	24	1	(Z)	38615
87	1	2	1	(Z)	1	(Z)	1	(Z)	11	-	1	1	(Z)	1	(Z)	38618
(Z)	(Z)	9	-	(Z)	(Z)	-	(Z)	(Z)	(Z)	(Z)	(Z)	-	1	-	(Z)	38619
1	1	(Z)	1	1	3	(Z)	(Z)	(Z)	3	1	1	(Z)	(Z)	(Z)	(Z)	38711
42	43	80	27	51	167	15	19	18	229	35	42	34	51	52	50	39
2	1	3	(Z)	1	2	(Z)	(Z)	(Z)	5	(Z)	1	(Z)	1	1	1	391
(Z)	(Z)	(Z)	(Z)	(Z)	(Z)	(Z)	(Z)	(Z)	1	(Z)	(Z)	(Z)	1	(Z)	(Z)	39111
2	1	1	(Z)	(Z)	1	(Z)	(Z)	(Z)	4	(Z)	1	(Z)	(Z)	1	1	39141
4	1	2	1	1	6	3	9	(Z)	5	1	1	(Z)	1	(Z)	2	3931
1	1	2	(Z)	1	3	(Z)	-	(Z)	1	(Z)	(Z)	(Z)	(Z)	(Z)	1	39311
(Z)	(Z)	(Z)	(Z)	(Z)	(Z)	(Z)	(Z)	(Z)	1	(Z)	(Z)	(Z)	(Z)	-	(Z)	39312
3	(Z)	(Z)	(Z)	(Z)	2	2	8	(Z)	2	(Z)	(Z)	(Z)	(Z)	(Z)	(Z)	39313
(Z)	(Z)	(Z)	(Z)	(Z)	(Z)	(Z)	(Z)	(Z)	(Z)	1	(Z)	(Z)	(Z)	(Z)	1	39319
13	16	34	15	23	28	3	2	6	69	19	14	12	12	6	17	394
7	7	7	9	6	13	1	1	3	40	5	5	8	5	1	11	39411
(Z)	1	1	(Z)	3	1	(Z)	(Z)	(Z)	3	4	1	1	1	(Z)	1	39421
(Z)	(Z)	1	1	1	2	(Z)	-	(Z)	6	3	1	(Z)	(Z)	3	(Z)	3943
5	11	30	5	13	12	1	(Z)	2	13	2	4	2	9	1	3	3949
(Z)	(Z)	1	-	(Z)	(Z)	(Z)	-	(Z)	(Z)	(Z)	(Z)	1	(Z)	(Z)	-	39491
1	(Z)	1	1	3	1	(Z)	(Z)	1	2	(Z)	(Z)	-	(Z)	-	(Z)	39493
1	1	12	(Z)	(Z)	2	(Z)	(Z)	(Z)	2	(Z)	-	1	(Z)	(Z)	(Z)	39494
(Z)	1	(Z)	(Z)	(Z)	1	-	-	-	4	-	(Z)	(Z)	(Z)	(Z)	1	39496
-	(Z)	7	(Z)	(Z)	1	-	-	(Z)	(Z)	1	(Z)	(Z)	(Z)	-	1	39497
2	9	6	3	1	6	1	(Z)	1	4	(Z)	3	1	2	1	1	39499
6	1	16	2	7	20	1	(Z)	1	36	7	5	2	6	4	3	395
(Z)	(Z)	(Z)	(Z)	(Z)	3	(Z)	(Z)	(Z)	4	(Z)	(Z)	(Z)	(Z)	(Z)	1	39511
6	1	2	(Z)	3	9	1	(Z)	1	19	2	(Z)	1	3	4	1	3952
(Z)	(Z)	1	(Z)	3	1	(Z)	(Z)	(Z)	1	(Z)	(Z)	(Z)	2	(Z)	1	39521
5	1	1	(Z)	1	8	1	(Z)	(Z)	18	1	(Z)	(Z)	1	3	(Z)	39522
(Z)	(Z)	13	(Z)	1	1	(Z)	(Z)	(Z)	2	(Z)	4	(Z)	(Z)	(Z)	1	39531
1	(Z)	3	1	3	5	(Z)	(Z)	(Z)	12	5	2	1	1	1	(Z)	39551
1	2	4	1	2	5	(Z)	(Z)	(Z)	12	1	3	1	(Z)	2	1	396
(Z)	1	(Z)	(Z)	1	1	(Z)	(Z)	(Z)	3	(Z)	(Z)	(Z)	(Z)	(Z)	(Z)	39611
(Z)	1	2	(Z)	1	2	-	(Z)	(Z)	2	(Z)	1	(Z)	(Z)	1	1	39621
(Z)	-	(Z)	(Z)	(Z)	(Z)	(Z)	(Z)	(Z)	(Z)	(Z)	(Z)	(Z)	(Z)	(Z)	(Z)	39631
(Z)	1	2	(Z)	1	2	(Z)	(Z)	(Z)	7	(Z)	2	(Z)	(Z)	1	(Z)	3964
(Z)	1	(Z)	(Z)	(Z)	(Z)	(Z)	(Z)	-	5	(Z)	(Z)	(Z)	(Z)	1	(Z)	39641
(Z)	(Z)	2	(Z)	(Z)	1	(Z)	(Z)	(Z)	2	(Z)	2	(Z)	(Z)	(Z)	(Z)	39642
16	21	21	9	18	103	8	8	10	102	8	19	18	30	38	26	399
3	2	6	3	3	4	1	(Z)	4	23	1	2	2	2	1	1	39911
3	(Z)	1	(Z)	2	4	-	-	-	15	(Z)	(Z)	(Z)	2	3	1	39921
1	1	1	1	9	5	2	(Z)	(Z)	17	2	10	1	1	1	2	3993
(Z)	(Z)	1	1	1	1	2	(Z)	(Z)	2	1	1	1	(Z)	(Z)	1	39931
1	1	1	(Z)	(Z)	1	(Z)	(Z)	(Z)	16	1	1	(Z)	1	1	2	39932
-	-	-	-	7	4	-	-	(Z)	-	-	8	-	-	-	(Z)	39934
2	3	5	4	3	6	(Z)	3	1	8	2	5	3	6	4	1	39941
-	(Z)	3	2	1	24	-	-	-	8	(Z)	(Z)	3	6	12	(Z)	39961
-	-	-	-	(Z)	-	-	-	(Z)	(Z)	-	-	-	(Z)	-	-	39971
8	14	7	(Z)	1	60	4	5	6	39	3	2	7	14	18	23	3999
1	5	1	-	(Z)	3	(Z)	1	(Z)	6	(Z)	(Z)	(Z)	1	(Z)	(Z)	39991
(Z)	(Z)	(Z)	-	-	6	-	-	-	1	(Z)	1	-	1	(Z)	-	39992
1	(Z)	-	-	(Z)	(Z)	-	-	-	(Z)	(Z)	-	-	(Z)	(Z)	(Z)	39993
(Z)	(Z)	-	-	(Z)	(Z)	-	(Z)	-	2	-	(Z)	-	-	(Z)	(Z)	39995
5	8	4	(Z)	1	47	4	4	6	30	3	1	6	12	18	22	39999



TABLE 6. SHIPMENTS BY MANUFACTURING ESTABLISHMENTS--COMMODITIES BY PRODUCTION AREA OF DESTINATION: 1977--CON.

TCC CODE	COMMODITY	SOUTH ATLANTIC--CON.						EAST SOUTH CENTRAL			
		PA 5-3 (NORF- RICH)	PA 5-4 (GBORO W.S.)	PA 5-5 (CHAR)	PA 5-6 (ATLA)	PA 5-7 (DAYT- TAMPA)	PA 5-8 (MIAMI)	PA 6-1 (LVLE)	PA 6-2 (NASH)	PA 6-3 (HEMP)	PA 6-4 (BIRM)
38615	PHOTOGRAPHIC SENSITIZED FILM, PLATES, PAPER, AND CLOTH	1	(Z)	(Z)	5	(Z)	1	(Z)	(Z)	(Z)	-
38618	PREPARED PHOTOGRAPHIC CHEMICALS	3	(Z)	-	21	(Z)	1	-	-	(Z)	(Z)
38619	PHOTOGRAPH EQUIPMENT AND SUPPLIES, NEC	(Z)	-	(Z)	(Z)	-	(Z)	(Z)	-	-	-
38711	WATCHES, CLOCKS, CLOCKWORK OPERATED DEVICES, PARTS *	(Z)	(Z)	(Z)	(Z)	1	(Z)	6	(Z)	(Z)	(Z)
39	MISCELLANEOUS PRODUCTS OF MANUFACTURING	19	26	34	78	25	83	24	39	22	25
391	JEWELRY, SILVERWARE, AND PLATED WARE	1	(Z)	1	4	3	1	(Z)	(Z)	2	1
39111	JEWELRY, PRECIOUS METAL: JEWELERS' FINDINGS, MAT. *	(Z)	(Z)	(Z)	(Z)	(Z)	(Z)	(Z)	(Z)	2	(Z)
39141	SILVERWARE, PLATED WARE, AND STAINLESS STEEL WARE *	1	(Z)	1	4	3	1	(Z)	(Z)	(Z)	1
3931	MUSICAL INSTRUMENTS AND PARTS *	1	1	3	1	(Z)	1	1	(Z)	(Z)	1
39311	PIANOS	1	(Z)	-	(Z)	(Z)	1	(Z)	(Z)	(Z)	1
39312	ORGANS	(Z)	(Z)	(Z)	(Z)	(Z)	(Z)	(Z)	(Z)	(Z)	(Z)
39313	PIANO AND ORGAN PARTS	(Z)	(Z)	3	(Z)	-	(Z)	1	-	-	(Z)
39319	MUSICAL INSTRUMENTS, ACCESSORIES AND PARTS	(Z)	(Z)	(Z)	1	(Z)	(Z)	(Z)	(Z)	(Z)	(Z)
394	TOYS, AMUSEMENT, SPORTING, AND ATHLETIC GOODS	6	7	11	35	9	27	5	22	8	2
39411	GAMES AND TOYS *	1	1	4	20	3	12	2	9	3	1
39421	DOLLS AND STUFFED TOY ANIMALS *	1	(Z)	1	1	1	1	(Z)	3	1	(Z)
3943	CHILDREN'S VEHICLES AND PARTS, NEC	-	6	(Z)	3	2	6	(Z)	2	(Z)	-
3949	SPORTING AND ATHLETIC GOODS	2	1	5	5	2	5	1	2	2	1
39491	FISHING TACKLE, EQUIPMENT AND PARTS	(Z)	(Z)	(Z)	1	(Z)	(Z)	(Z)	-	(Z)	(Z)
39493	BOWLING ALLEYS, BALLS, AND SUPPLIES	-	(Z)	-	(Z)	1	(Z)	(Z)	(Z)	(Z)	(Z)
39494	GOLF CLUBS, BALLS, AND EQUIPMENT	(Z)	(Z)	(Z)	(Z)	(Z)	(Z)	(Z)	(Z)	(Z)	-
39496	BASEBALL, FOOTBALL, BASKETBALL, TENNIS EQUIP., ETC.	(Z)	(Z)	(Z)	2	(Z)	(Z)	(Z)	(Z)	(Z)	(Z)
39497	PLAYGROUND AND GYMNASIUM EQUIPMENT	(Z)	(Z)	-	(Z)	(Z)	1	(Z)	1	(Z)	(Z)
39499	SPORTING AND ATHLETIC GOODS, NEC	1	-	2	1	(Z)	1	1	(Z)	(Z)	(Z)
395	PENS, PENCILS, OTHER OFFICE AND ARTISTS' MATERIALS	4	2	3	4	2	3	1	2	1	1
39511	PENS AND PARTS *	(Z)	1	1	(Z)	(Z)	1	(Z)	(Z)	(Z)	(Z)
3952	PENCILS, CRAYONS, AND ARTISTS' MATERIALS	1	(Z)	1	2	1	1	(Z)	1	(Z)	(Z)
39521	PENCILS AND CRAYONS	(Z)	(Z)	1	1	(Z)	1	(Z)	(Z)	(Z)	(Z)
39522	ARTISTS' MATERIALS	1	(Z)	(Z)	1	(Z)	(Z)	(Z)	(Z)	(Z)	(Z)
39531	MARKING DEVICES *	(Z)	(Z)	1	(Z)	(Z)	(Z)	(Z)	(Z)	(Z)	(Z)
39551	CARBON AND STENCIL PAPER AND INKED RIBBONS *	2	1	(Z)	1	1	1	1	2	(Z)	(Z)
396	COSTUME JEWELRY, NOVELTIES, BUTTONS, AND NOTIONS	1	2	3	9	1	7	(Z)	2	3	(Z)
39611	COSTUME JEWELRY AND NOVELTIES *	(Z)	(Z)	(Z)	(Z)	1	(Z)	(Z)	(Z)	(Z)	(Z)
39621	FEATHERS, PLUMES, ARTIFICIAL FLOWERS, AND FRUITS *	(Z)	1	(Z)	1	(Z)	(Z)	(Z)	(Z)	(Z)	(Z)
39631	BUTTONS AND PARTS *	(Z)	(Z)	(Z)	(Z)	(Z)	1	(Z)	1	(Z)	(Z)
3964	NEEDLES, PINS, HOOKS, EYES, AND SIMILAR NOTIONS	1	1	3	7	(Z)	5	(Z)	1	2	(Z)
39641	ZIPPERS AND SLIDE FASTENERS	1	1	3	4	(Z)	(Z)	-	1	1	(Z)
39642	NEEDLES, PINS, HOOKS, AND EYES	(Z)	1	(Z)	3	(Z)	5	(Z)	(Z)	1	(Z)
399	MISCELLANEOUS MANUFACTURED PRODUCTS	6	13	11	30	10	44	18	13	8	18
39911	BROOMS AND BRUSHES *	1	1	1	3	1	1	3	(Z)	1	(Z)
39921	LINOLEUM AND OTHER HARD SURFACE FLOOR COVERINGS *	(Z)	2	3	5	2	10	1	-	(Z)	3
3993	SIGNS AND ADVERTISING DISPLAYS	(Z)	1	1	3	2	13	11	(Z)	(Z)	12
39931	LUMINOUS TUBING AND BULB SIGNS	(Z)	(Z)	(Z)	1	2	9	2	-	(Z)	4
39932	NONELECTRIC ADVERTISING SIGNS AND DISPLAYS	(Z)	1	1	1	(Z)	2	9	(Z)	(Z)	1
39934	NONELECTRIC ROAD AND TRAFFIC SIGNS	-	-	-	-	(Z)	2	-	-	-	7
39941	MORTICIANS' GOODS *	3	1	3	4	2	4	(Z)	10	4	(Z)
39961	MATCHES *	1	1	1	8	2	5	1	1	2	(Z)
39971	FURS, DRESSED AND DYED *	-	-	-	-	-	-	-	-	-	-
3999	MANUFACTURED PRODUCTS, NEC	2	5	4	10	2	16	4	4	1	2
39991	CHEMICAL FIRE EXTINGUISHING EQUIPMENT AND PARTS	(Z)	-	(Z)	(Z)	(Z)	1	1	1	-	-
39992	COIN-OPERATED AMUSEMENT AND SERVICE MACHINES	(Z)	-	-	(Z)	(Z)	(Z)	(Z)	-	(Z)	-
39993	BEAUTY AND BARBER SHOP FURNITURE AND EQUIPMENT	(Z)	(Z)	(Z)	1	(Z)	(Z)	-	-	(Z)	(Z)
39995	TOBACCO PIPES AND CIGARETTE HOLDERS	(Z)	-	(Z)	(Z)	(Z)	(Z)	-	(Z)	(Z)	(Z)
39999	MISCELLANEOUS MANUFACTURED PRODUCTS, NEC	1	5	4	7	1	14	(Z)	3	(Z)	(Z)

TONS (THOUSANDS) SHIPPED BY PRODUCTION AREA OF DESTINATION--CON.

WEST SOUTH CENTRAL				MOUNTAIN				PACIFIC				NON PRODUC-TION AREA		DESTI-NATION UNKNOWN	TCC CODE	
PA 7-1 (N,ORL)	PA 7-2 (HOUS)	PA 7-3 (AUST)	PA 7-4 (DALL)	PA 7-5 (TULS)	PA 8-1 (DENV)	PA 8-2 (SALT LAKE)	PA 8-3 (PHNX)	PA 9-1 (SETL)	PA 9-2 (PORT)	PA 9-3 (SANF)	PA 9-4 (SACR)	PA 9-5 (LOSA)	PA 9-6 (SAN DIEGO)			
1	6	(Z)	131	(Z)	-	(Z)	(Z)	(Z)	(Z)	6	(Z)	16	-	22	1	38615
1	(Z)	(Z)	15	1	1	-	2	(Z)	2	10	(Z)	14	-	40	(Z)	38618
(Z)	(Z)	-	(Z)	(Z)	(Z)	(Z)	(Z)	(Z)	3	(Z)	(Z)	1	(Z)	7	(Z)	38619
(Z)	(Z)	(Z)	1	(Z)	(Z)	(Z)	(Z)	1	(Z)	1	1	(Z)	(Z)	33	(Z)	38711
54	62	12	93	68	45	24	78	27	21	202	16	414	11	1 168	127	39
(Z)	1	(Z)	(Z)	(Z)	(Z)	(Z)	(Z)	1	(Z)	3	(Z)	6	(Z)	15	2	391
(Z)	(Z)	(Z)	(Z)	(Z)	(Z)	(Z)	(Z)	(Z)	(Z)	(Z)	(Z)	3	(Z)	6	(Z)	39111
(Z)	1	(Z)	(Z)	(Z)	(Z)	(Z)	(Z)	(Z)	(Z)	2	(Z)	3	(Z)	9	1	39141
2	3	(Z)	1	1	1	1	1	2	2	3	1	16	(Z)	73	(Z)	3931
1	2	(Z)	1	(Z)	1	1	1	1	2	2	1	7	-	22	-	39311
1	(Z)	(Z)	(Z)	(Z)	(Z)	(Z)	(Z)	(Z)	(Z)	1	(Z)	6	(Z)	5	-	39312
(Z)	(Z)	(Z)	(Z)	-	(Z)	-	(Z)	(Z)	(Z)	(Z)	-	(Z)	(Z)	41	(Z)	39313
(Z)	(Z)	(Z)	(Z)	(Z)	(Z)	(Z)	(Z)	(Z)	-	(Z)	-	3	(Z)	4	-	39319
8	16	4	41	104	22	13	57	9	9	86	2	233	3	376	22	394
3	3	2	16	3	10	8	3	2	5	17	1	40	2	147	4	39411
1	5	(Z)	2	1	1	1	(Z)	(Z)	(Z)	2	(Z)	5	(Z)	20	1	39421
1	4	(Z)	(Z)	7	(Z)	(Z)	(Z)	(Z)	-	(Z)	(Z)	6	-	19	3	3943
2	2	4	7	187	4	3	57	6	3	69	1	166	1	190	15	3949
-	(Z)	-	(Z)	186	(Z)	(Z)	-	1	(Z)	(Z)	(Z)	1	-	9	(Z)	39491
-	(Z)	(Z)	3	(Z)	(Z)	-	-	(Z)	(Z)	(Z)	-	8	(Z)	16	1	39493
(Z)	(Z)	3	1	(Z)	(Z)	(Z)	(Z)	(Z)	(Z)	(Z)	(Z)	1	(Z)	19	(Z)	39494
1	(Z)	(Z)	1	(Z)	(Z)	2	(Z)	(Z)	1	1	(Z)	7	1	11	3	39496
-	-	(Z)	2	-	3	1	(Z)	1	(Z)	(Z)	-	3	-	23	10	39497
(Z)	(Z)	(Z)	1	1	3	(Z)	56	3	2	67	(Z)	146	(Z)	94	(Z)	39499
6	5	1	17	1	3	1	2	3	3	8	2	37	1	112	20	395
(Z)	(Z)	(Z)	2	(Z)	1	(Z)	(Z)	(Z)	(Z)	2	-	2	(Z)	4	1	39511
(Z)	(Z)	(Z)	2	(Z)	1	1	1	1	1	3	2	20	1	39	5	3952
(Z)	(Z)	(Z)	(Z)	(Z)	(Z)	(Z)	(Z)	(Z)	1	1	(Z)	2	(Z)	12	4	39521
(Z)	(Z)	(Z)	2	(Z)	(Z)	1	1	1	(Z)	2	2	18	1	27	1	39522
1	1	(Z)	2	(Z)	(Z)	1	(Z)	1	(Z)	1	(Z)	8	(Z)	18	4	39531
7	5	1	14	(Z)	1	(Z)	(Z)	1	1	2	(Z)	1	(Z)	58	10	39551
1	3	2	8	1	2	(Z)	(Z)	1	3	5	(Z)	12	1	65	5	396
(Z)	(Z)	(Z)	1	(Z)	(Z)	(Z)	(Z)	(Z)	(Z)	1	(Z)	4	(Z)	9	(Z)	39611
1	1	1	1	(Z)	(Z)	(Z)	(Z)	(Z)	(Z)	1	(Z)	4	1	16	4	39621
-	(Z)	(Z)	(Z)	(Z)	(Z)	(Z)	-	(Z)	(Z)	(Z)	(Z)	(Z)	(Z)	5	(Z)	39631
(Z)	(Z)	(Z)	5	(Z)	1	(Z)	(Z)	(Z)	1	1	(Z)	4	(Z)	35	1	3964
(Z)	(Z)	-	4	(Z)	(Z)	(Z)	(Z)	(Z)	(Z)	(Z)	-	3	(Z)	13	-	39641
(Z)	(Z)	(Z)	1	(Z)	1	(Z)	(Z)	-	1	1	(Z)	1	(Z)	22	1	39642
36	32	4	30	17	21	4	18	12	5	101	6	124	7	533	82	399
2	1	(Z)	3	(Z)	1	(Z)	1	(Z)	(Z)	7	1	17	1	42	4	39911
7	2	(Z)	3	6	3	(Z)	7	6	-	10	4	48	5	85	4	39921
3	9	1	3	2	9	1	2	2	(Z)	11	(Z)	36	(Z)	105	49	3993
1	1	(Z)	2	(Z)	5	1	1	2	(Z)	1	(Z)	1	(Z)	32	(Z)	39931
2	8	1	1	2	3	(Z)	1	(Z)	(Z)	10	(Z)	6	(Z)	41	49	39932
-	-	-	(Z)	-	-	-	-	(Z)	-	-	-	29	-	32	-	39934
1	4	1	5	3	2	1	1	1	2	4	-	6	(Z)	107	1	39941
1	1	1	7	(Z)	3	-	6	-	1	13	(Z)	7	-	45	-	39961
(Z)	-	-	-	-	-	(Z)	-	-	-	-	-	(Z)	-	(Z)	-	39971
22	13	1	9	4	2	(Z)	1	3	5	58	1	16	1	166	29	3999
1	5	(Z)	1	(Z)	1	-	(Z)	(Z)	(Z)	4	(Z)	(Z)	-	11	(Z)	39991
15	(Z)	-	1	(Z)	(Z)	-	-	(Z)	(Z)	5	-	(Z)	-	1	(Z)	39992
(Z)	(Z)	-	(Z)	-	(Z)	-	(Z)	(Z)	(Z)	(Z)	(Z)	(Z)	-	(Z)	(Z)	39993
(Z)	-	-	(Z)	(Z)	(Z)	-	-	-	-	-	(Z)	2	(Z)	1	(Z)	39995
6	8	1	6	4	1	(Z)	(Z)	1	5	46	(Z)	10	1	139	29	39999

TABLE 7. SHIPMENTS BY MANUFACTURING ESTABLISHMENTS--MAJOR COMMOOITY, WEIGHT, AND OISTANCE OF SHIPMENT BY MEANS OF TRANSPORT: 1977

TCC COOE	MAJOR COMMOOITY, WEIGHT, AND OISTANCE OF SHIPMENT	ALL SHIPMENTS						MEANS OF TRANSPORT			
		VALUE (MILLIONS OF OOLLARS) (A)	TONS (THOU- SANOS) (B)	TON-MILES (MIL- LIONS) (C)	STANDARO ERROR (PERCENT) FOR COLUMNS--			RAIL		MOTOR CARRIER	
					(A)	(B)	(C)	TONS (THOU- SANOS)	TON- MILES (MIL- LIONS)	TONS (THOU- SANOS)	TON- MILES (MIL- LIONS)
TOTAL											
ALL COMMOOTIES		1 343 174	3 311 992	758 984	1	3	3	548 099	270 446	691 170	183 322
UNDER 500 POUNDS		128 762	18 676	7 953	2	4	9	146	148	9 053	5 443
500 TO 999 POUNDS		40 214	12 827	4 638	2	3	3	167	149	7 251	3 624
1,000 TO 4,999 POUNDS		142 347	67 168	23 795	1	3	2	6 092	5 122	32 003	14 469
5,000 TO 9,999 POUNDS		65 126	54 421	14 107	2	7	3	1 995	1 543	20 494	8 654
10,000 TO 19,999 POUNDS		88 621	112 618	23 706	3	11	3	4 961	3 599	34 334	13 043
20,000 TO 29,999 POUNDS		70 819	120 014	24 096	2	8	5	6 673	4 379	37 108	13 768
30,000 TO 59,999 POUNDS		226 508	563 325	131 203	2	4	4	33 138	21 421	292 449	75 480
60,000 TO 89,999 POUNDS		41 363	116 783	43 984	9	26	23	50 467	31 348	25 650	4 691
90,000 AND OVER		135 839	927 122	290 781	4	8	6	314 996	149 979	73 056	10 587
SHIPMENT WEIGHT UNKNOWN		403 575	1 319 038	194 721	2	5	5	129 464	52 757	159 771	33 562
UNDER 100 MILES		388 813	1 824 531	44 056	2	5	5	124 336	4 300	299 792	10 251
UNDER 500 POUNDS		30 063	7 534	198	3	10	7	2	(Z)	1 408	60
500 TO 999 POUNDS		10 385	5 473	161	3	7	7	6	(Z)	1 481	59
1,000 TO 4,999 POUNDS		32 846	27 768	760	3	6	5	156	4	6 990	278
5,000 TO 9,999 POUNDS		18 282	28 459	796	6	11	10	68	3	5 253	202
10,000 TO 19,999 POUNDS		23 839	68 235	1 824	5	17	15	302	13	10 051	387
20,000 TO 29,999 POUNDS		17 125	73 901	1 716	5	12	7	509	22	10 312	400
30,000 TO 59,999 POUNDS		53 720	271 206	9 490	3	7	5	3 278	133	114 980	4 704
60,000 TO 89,999 POUNDS		6 066	42 233	1 280	8	17	28	7 751	240	12 571	387
90,000 AND OVER		38 650	442 922	9 998	10	13	9	61 724	2 099	46 284	1 460
SHIPMENT WEIGHT UNKNOWN		157 836	856 801	17 833	3	7	14	50 540	1 785	90 461	2 315
100 TO 199 MILES		148 401	361 845	52 117	3	6	6	66 325	9 975	118 195	17 099
UNDER 500 POUNDS		12 144	2 172	321	4	8	9	4	1	1 149	170
500 TO 999 POUNDS		4 480	1 475	214	4	5	5	7	1	973	143
1,000 TO 4,999 POUNDS		18 131	8 141	1 188	4	6	5	102	16	4 896	735
5,000 TO 9,999 POUNDS		8 441	6 618	931	7	11	11	89	12	3 027	445
10,000 TO 19,999 POUNDS		12 242	11 384	1 625	8	10	10	343	51	5 093	750
20,000 TO 29,999 POUNDS		9 355	12 938	1 846	3	7	6	626	95	6 331	964
30,000 TO 59,999 POUNDS		30 345	95 335	13 713	4	7	7	2 776	421	58 585	8 466
60,000 TO 89,999 POUNDS		3 516	15 460	2 290	18	35	33	4 951	802	5 392	757
90,000 AND OVER		14 720	105 687	15 301	8	11	11	42 425	6 428	12 808	1 818
SHIPMENT WEIGHT UNKNOWN		35 027	102 636	14 687	5	12	12	15 002	2 148	19 641	2 850
200 TO 299 MILES		128 407	261 656	63 692	2	5	5	61 834	15 242	74 388	18 224
UNDER 500 POUNDS		9 688	1 387	343	4	5	5	4	1	1 027	254
500 TO 999 POUNDS		4 131	1 188	296	6	7	7	14	4	956	239
1,000 TO 4,999 POUNDS		15 164	6 164	1 525	4	4	4	294	74	4 520	1 118
5,000 TO 9,999 POUNDS		7 966	4 338	1 067	4	4	4	144	36	2 600	642
10,000 TO 19,999 POUNDS		9 845	8 193	2 007	5	8	8	475	118	4 378	1 081
20,000 TO 29,999 POUNDS		7 823	8 073	1 976	5	6	6	771	194	4 875	1 191
30,000 TO 59,999 POUNDS		29 076	61 373	15 027	4	7	6	4 464	1 108	37 940	9 312
60,000 TO 89,999 POUNDS		3 794	11 334	2 795	12	33	34	6 263	1 531	2 219	538
90,000 AND OVER		13 792	88 129	21 363	6	9	8	41 216	10 156	4 341	1 013
SHIPMENT WEIGHT UNKNOWN		27 128	71 477	17 292	4	17	17	8 188	2 020	11 531	2 835
300 TO 499 MILES		175 755	278 433	108 053	2	9	9	91 719	36 145	83 586	32 137
UNDER 500 POUNDS		16 095	2 074	814	3	3	4	20	8	1 550	608
500 TO 999 POUNDS		5 320	1 466	572	7	5	5	26	11	1 209	473
1,000 TO 4,999 POUNDS		22 214	8 485	3 319	4	3	3	1 119	470	5 673	2 207
5,000 TO 9,999 POUNDS		9 903	5 820	2 262	3	5	5	372	148	3 660	1 432
10,000 TO 19,999 POUNDS		13 695	9 457	3 674	5	6	6	921	372	5 711	2 212
20,000 TO 29,999 POUNDS		12 113	10 065	3 946	7	11	14	1 343	538	6 051	2 325
30,000 TO 59,999 POUNDS		36 469	62 878	24 158	3	9	9	6 129	2 454	38 252	14 566
60,000 TO 89,999 POUNDS		6 093	17 917	7 000	15	46	46	8 841	3 461	3 408	1 325
90,000 AND OVER		17 926	88 704	34 874	5	9	9	56 202	21 963	5 575	2 082
SHIPMENT WEIGHT UNKNOWN		35 927	71 568	27 435	4	18	18	16 746	6 720	12 498	4 908
500 TO 999 MILES		259 640	308 578	221 662	2	4	4	131 345	92 796	76 423	53 492
UNDER 500 POUNDS		28 310	3 078	2 191	3	4	4	62	45	2 261	1 606
500 TO 999 POUNDS		8 762	2 016	1 427	3	4	4	67	50	1 691	1 196
1,000 TO 4,999 POUNDS		30 962	10 570	7 365	3	4	4	2 731	1 923	6 373	4 428
5,000 TO 9,999 POUNDS		12 786	6 197	4 312	5	5	5	887	630	3 960	2 752
10,000 TO 19,999 POUNDS		18 785	10 787	7 379	5	5	5	1 929	1 349	6 346	4 373
20,000 TO 29,999 POUNDS		15 453	10 008	7 012	6	6	7	2 153	1 532	6 090	4 250
30,000 TO 59,999 POUNDS		50 597	50 518	34 938	4	6	6	10 456	7 319	31 168	21 545
60,000 TO 89,999 POUNDS		12 164	19 365	13 444	9	34	30	12 820	9 163	1 800	1 296
90,000 AND OVER		30 066	120 273	90 131	4	6	6	76 254	54 202	2 731	1 952
SHIPMENT WEIGHT UNKNOWN		51 755	75 765	53 462	3	9	10	23 986	16 584	14 003	10 095
1,000 TO 1,499 MILES		90 651	106 167	129 372	3	8	9	38 200	46 127	18 833	22 581
UNDER 500 POUNDS		12 706	1 027	1 227	4	5	5	18	21	734	875
500 TO 999 POUNDS		3 180	569	672	9	9	9	14	17	455	538
1,000 TO 4,999 POUNDS		10 400	2 874	3 399	4	5	5	759	885	1 755	2 088
5,000 TO 9,999 POUNDS		3 482	1 526	1 824	7	7	7	195	237	998	1 195
10,000 TO 19,999 POUNDS		4 145	2 339	2 842	7	7	8	348	420	1 535	1 879
20,000 TO 29,999 POUNDS		5 474	2 845	3 403	6	11	11	602	711	1 902	2 274
30,000 TO 59,999 POUNDS		13 405	12 159	14 748	9	10	11	2 306	2 772	7 043	8 430
60,000 TO 89,999 POUNDS		5 288	4 651	5 692	37	10	10	4 377	5 352	150	175
90,000 AND OVER		11 625	52 910	64 776	7	14	15	22 333	26 768	527	632
SHIPMENT WEIGHT UNKNOWN		20 747	25 268	30 790	5	15	14	7 247	8 945	3 733	4 493
1,500 MILES AND OVER		99 437	69 262	140 031	3	11	13	33 925	65 860	14 891	29 538
UNDER 500 POUNDS		19 596	1 388	2 858	4	21	22	36	73	911	1 870
500 TO 999 POUNDS		3 911	637	1 295	4	5	5	33	66	485	977
1,000 TO 4,999 POUNDS		12 543	3 139	6 239	3	4	4	931	1 751	1 781	3 615
5,000 TO 9,999 POUNDS		4 057	1 458	2 915	10	7	7	239	476	994	1 986
10,000 TO 19,999 POUNDS		5 007	2 191	4 355	6	6	7	642	1 276	1 216	2 361
20,000 TO 29,999 POUNDS		4 460	2 181	4 196	10	7	6	669	1 287	1 244	2 365
30,000 TO 59,999 POUNDS		12 809	9 763	19 128	6	6	6	3 727	7 214	4 457	8 457
60,000 TO 89,999 POUNDS		4 439	5 785	11 484	10	8	8	5 465	10 799	110	213
90,000 AND OVER		8 590	27 480	53 339	8	21	26	14 820	28 363	789	1 630
SHIPMENT WEIGHT UNKNOWN		23 665	15 239	33 223	7	17	20	7 364	14 556	2 903	6 066



MEANS OF TRANSPORT--CON.

MOTOR CARRIER--CON.				PRIVATE TRUCK		AIR		WATER		PIPELINE		PARCEL DELIVERY		OTHER AND UNKNOWN		TCC CODE, WEIGHT, AND DISTANCE
ICC		NON-ICC		TONS (THOU-SANDS)	TON-MILES (MIL-LIONS)	TONS (THOU-SANDS)	TON-MILES (MIL-LIONS)	TONS (THOU-SANDS)	TON-MILES (MIL-LIONS)	TONS (THOU-SANDS)	TON-MILES (MIL-LIONS)	TONS (THOU-SANDS)	TON-MILES (MIL-LIONS)	TONS (THOU-SANDS)	TON-MILES (MIL-LIONS)	
586 675	171 555	104 496	11 767	1 200 304	95 120	1 429	1 405	292 817	135 638	464 817	69 303	2 615	1 497	110 740	2 253	ALL
8 814	5 397	240	46	7 194	716	401	415	16	28	(Z)	(Z)	1 547	1 000	318	203	UNOER 500 LB.
6 990	3 587	261	37	5 166	601	110	122	18	28	(Z)	(Z)	31	25	83	87	500-999 LB.
30 358	14 187	1 645	282	28 381	3 558	261	261	116	160	(Z)	(Z)	67	26	248	199	1,000-4,999 LB.
18 924	8 369	1 569	285	31 136	3 463	75	69	129	152	115	43	43	3	435	179	5,000-9,999 LB.
30 996	12 351	3 338	693	72 050	6 266	96	82	193	220	259	149	66	50	658	296	10,000-19,999 LB.
32 655	12 380	4 453	1 388	75 126	5 280	57	61	189	201	575	270	3	1	284	136	20,000-29,999 LB.
260 547	70 463	31 903	5 018	232 123	30 793	97	23	1 284	1 713	3 540	1 467	17	6	676	300	30,000-59,999 LB.
22 705	4 373	2 945	318	25 295	2 312	9	8	352	312	14 989	5 294	1	1	20	20	60,000-89,999 LB.
62 101	9 234	10 955	1 353	156 261	9 563	8	2	207 863	88 163	171 520	32 251	3	2	3 415	236	90,000-OVER LB.
112 584	31 215	47 187	2 347	567 572	32 568	315	362	82 657	44 661	273 819	29 829	838	382	104 603	598	WEIGHT UNKNOWN
218 466	8 489	81 326	1 762	963 663	20 994	142	6	110 713	2 577	306 482	5 753	571	18	18 832	156	UNDER 100 MI.
1 250	56	159	4	5 665	123	27	1	4	(Z)	(Z)	(Z)	297	11	130	3	UNOER 500 LB.
1 291	54	190	6	3 954	101	6	(Z)	4	(Z)	(Z)	(Z)	6	(Z)	15	(Z)	500-999 LB.
5 822	245	1 168	32	20 485	475	17	1	28	1	(Z)	(Z)	25	(Z)	65	1	1,000-4,999 LB.
4 214	176	1 039	26	22 885	585	17	1	43	1	6	(Z)	40	1	147	3	5,000-9,999 LB.
7 728	310	2 323	77	57 558	1 416	3	(Z)	42	1	6	(Z)	27	(Z)	245	5	10,000-19,999 LB.
8 017	326	2 295	73	62 942	1 291	10	(Z)	34	1	23	1	(Z)	(Z)	71	1	20,000-29,999 LB.
94 463	4 016	20 517	688	152 442	4 641	50	2	172	5	69	3	-	-	165	3	30,000-59,999 LB.
10 750	321	1 821	66	19 434	467	(Z)	(Z)	108	3	2 364	183	-	-	6	(Z)	60,000-89,999 LB.
39 060	1 294	7 224	166	137 307	2 721	-	-	83 154	1 918	111 484	1 768	-	-	2 968	31	90,000-OVER LB.
45 871	1 691	44 590	624	480 941	9 175	11	(Z)	27 124	647	192 531	3 797	175	5	15 020	108	WEIGHT UNKNOWN
108 184	15 728	10 011	1 371	100 855	14 402	83	11	35 797	5 010	39 890	5 516	243	36	459	67	100-199 MI.
1 129	167	20	3	791	116	29	4	1	(Z)	-	-	161	24	37	5	UNOER 500 LB.
952	141	21	3	482	68	3	(Z)	1	(Z)	-	-	2	(Z)	7	1	500-999 LB.
4 765	716	130	20	3 101	431	8	1	10	2	-	-	10	1	16	2	1,000-4,999 LB.
2 861	424	165	22	3 460	467	(Z)	(Z)	1	(Z)	-	-	(Z)	(Z)	40	6	5,000-9,999 LB.
4 830	710	263	40	5 919	820	-	-	7	1	-	-	(Z)	(Z)	22	3	10,000-19,999 LB.
6 068	885	564	79	5 636	780	-	-	3	(Z)	-	-	-	-	42	7	20,000-29,999 LB.
53 153	7 737	5 432	729	33 775	4 798	20	2	35	6	84	11	8	1	51	9	30,000-59,999 LB.
4 549	628	843	128	3 589	494	2	(Z)	46	6	1 480	230	-	-	-	-	60,000-89,999 LB.
11 146	1 607	1 663	211	7 249	1 006	3	(Z)	28 835	3 993	14 181	2 032	-	-	185	25	90,000-OVER LB.
18 730	2 713	911	136	36 855	5 423	17	2	6 856	1 002	24 145	3 243	62	10	59	9	WEIGHT UNKNOWN
70 385	17 289	4 003	935	46 780	11 209	95	24	27 410	6 855	50 501	11 977	197	49	451	112	200-299 MI.
1 008	250	19	4	186	46	20	5	1	(Z)	-	-	138	35	9	2	UNOER 500 LB.
937	234	19	5	207	51	6	1	(Z)	-	-	-	2	(Z)	3	1	500-999 LB.
4 446	1 100	74	18	1 307	323	15	4	7	2	-	-	3	1	17	4	1,000-4,999 LB.
2 524	624	77	19	1 534	373	4	1	5	1	-	-	(Z)	(Z)	51	12	5,000-9,999 LB.
4 295	1 061	83	20	3 242	783	7	2	18	4	-	-	(Z)	(Z)	23	19	10,000-19,999 LB.
4 659	1 138	216	53	2 396	583	-	-	6	2	-	-	(Z)	(Z)	74	6	20,000-29,999 LB.
36 295	8 920	1 645	393	17 786	4 316	8	2	129	33	924	225	-	-	122	32	30,000-59,999 LB.
2 141	519	78	19	557	135	-	-	33	9	2 262	582	-	-	(Z)	(Z)	60,000-89,999 LB.
2 841	678	1 500	335	3 469	815	6	1	23 017	5 780	15 986	3 576	-	-	94	21	90,000-OVER LB.
11 240	2 766	292	69	16 096	3 784	28	7	4 194	1 024	31 330	7 594	53	13	58	15	WEIGHT UNKNOWN
79 901	30 768	3 686	1 368	50 136	19 097	167	69	19 686	7 357	32 102	12 827	325	128	711	293	300-499 MI.
1 532	602	18	6	213	82	46	19	(Z)	(Z)	-	-	230	91	15	6	UNOER 500 LB.
1 193	467	16	6	210	80	15	6	1	(Z)	-	-	2	1	3	1	500-999 LB.
5 556	2 165	117	42	1 617	610	47	20	2	1	-	-	4	2	23	10	1,000-4,999 LB.
3 529	1 384	131	47	1 602	610	11	5	13	4	105	40	(Z)	(Z)	57	23	5,000-9,999 LB.
5 538	2 149	173	63	2 717	1 045	16	7	19	7	8	4	1	(Z)	64	26	10,000-19,999 LB.
5 665	2 182	386	142	2 017	773	1	1	26	11	553	269	-	-	74	30	20,000-29,999 LB.
36 412	13 865	1 840	700	16 106	6 175	2	1	74	30	2 153	867	1	(Z)	160	65	30,000-59,999 LB.
3 287	1 279	120	46	655	254	1	(Z)	22	8	4 990	1 951	-	-	-	-	60,000-89,999 LB.
5 273	1 976	302	106	2 859	1 050	-	-	11 321	4 248	12 734	5 527	1	(Z)	12	4	90,000-OVER LB.
11 915	4 699	583	209	22 140	8 416	27	11	8 207	3 048	11 560	4 169	85	33	304	128	WEIGHT UNKNOWN
73 794	51 669	2 629	1 824	23 807	16 400	390	280	49 246	38 256	26 170	19 581	585	419	612	438	500-999 MI.
2 248	1 598	13	9	209	146	111	83	(Z)	(Z)	-	-	395	284	39	28	UNOER 500 LB.
1 682	1 189	9	6	205	143	28	20	(Z)	(Z)	-	-	8	5	16	13	500-999 LB.
6 272	4 357	101	71	1 323	909	72	52	13	10	-	-	14	11	44	31	1,000-4,999 LB.
3 865	2 686	96	65	1 247	858	12	8	6	5	4	3	2	1	80	54	5,000-9,999 LB.
6 070	4 176	276	197	2 054	1 363	50	33	19	14	239	136	2	2	147	110	10,000-19,999 LB.
5 695	3 989	395	261	1 655	1 148	22	17	46	36	-	-	2	1	40	28	20,000-29,999 LB.
29 832	20 618	1 335	927	8 639	5 887	12	8	129	99	72	52	8	5	35	24	30,000-59,999 LB.
1 718	1 238	82	58	889	712	-	-	25	19	3 824	2 249	1	1	6	4	60,000-89,999 LB.
2 691	1 927	40	24	2 462	1 699	-	-	26 572	21 484	12 135	10 708	2	1	117	86	90,000-OVER LB.
13 720	9 890	283	205	5 123	3 534	82	60	22 435	16 588	9 896	6 432	151	109	88	60	WEIGHT UNKNOWN
17 111	20 499	1 722	2 081	6 600	7 827	162	201	36 513	45 149	5 385	6 909	232	284	242	293	1,000-1,499 MI.
730	870	4	5	58	68	60	73	1	1	-	-	142	169	15	19	UNOER 500 LB.
452	534	3	4	61	71	18	22	1	1	-	-	4	6	14	17	500-999 LB.
1 737	2 065	18	23	297	347	39	49	5	6	-	-	3	4	17	20	1,000-4,999 LB.
968	1 158	30	38	275	326	6	7	7	10	-	-	1	1	43	48	5,000-9,999 LB.
1 362	1 670	173	209	349	407	1	1	23	27	6	9	34	47			

TABLE 7. SHIPMENTS BY MANUFACTURING ESTABLISHMENTS--MAJOR COMMODITY, WEIGHT, AND DISTANCE OF SHIPMENT BY MEANS OF TRANSPORT: 1977--CON.

TCC CODE	MAJOR COMMODITY, WEIGHT, AND DISTANCE OF SHIPMENT	ALL SHIPMENTS						MEANS OF TRANSPORT					
		VALUE (MILLIONS OF DOLLARS) (A)	TONS (THOU- SANDS) (B)	TON-MILES (MIL- LIONS) (C)	STANDARD ERROR (PERCENT) FOR COLUMNS--			RAIL		MOTOR CARRIER			
					(A)	(B)	(C)	TONS (THOU- SANDS)	TON- MILES (MIL- LIONS)	TONS (THOU- SANDS)	TON- MILES (MIL- LIONS)		
	ALL COMMODITIES . . . . .												
	SHIPMENT DISTANCE UNKNOWN	52 069	101 519	-	5	7	-	414	-	5 063	-	-	-
	UNDER 500 POUNDS . . . . .	160	16	-	27	25	-	-	-	12	-	-	-
	500 TO 999 POUNDS . . . . .	46	4	-	44	30	-	-	-	2	-	-	-
	1,000 TO 4,999 POUNDS . . . . .	88	27	-	30	31	-	-	-	15	-	-	-
	5,000 TO 9,999 POUNDS . . . . .	9	5	-	56	43	-	-	-	2	-	-	-
	10,000 TO 19,999 POUNDS . . . . .	62	32	-	69	78	-	1	-	5	-	-	-
	20,000 TO 29,999 POUNDS . . . . .	16	4	-	81	29	-	1	-	2	-	-	-
	30,000 TO 59,999 POUNDS . . . . .	87	93	-	71	59	-	2	-	24	-	-	-
	60,000 TO 89,999 POUNDS . . . . .	3	37	-	100	100	-	-	-	-	-	-	-
	90,000 AND OVER . . . . .	108	1 018	-	67	67	-	20	-	-	-	-	-
	SHIPMENT WEIGHT UNKNOWN . . . . .	51 490	100 283	-	5	7	-	391	-	5 001	-	-	-
20	FOOD AND KINOREO PRODUCTS . . . . .	191 673	426 587	128 129	3	3	4	97 130	57 876	104 690	42 993		
	UNDER 500 POUNDS . . . . .	4 997	3 898	708	10	14	56	7	5	602	489		
	500 TO 999 POUNDS . . . . .	3 252	2 723	575	7	12	13	12	10	758	398		
	1,000 TO 4,999 POUNDS . . . . .	11 430	11 196	2 683	8	11	7	135	120	3 055	1 601		
	5,000 TO 9,999 POUNDS . . . . .	8 673	12 514	2 713	7	13	6	248	187	2 820	1 535		
	10,000 TO 19,999 POUNDS . . . . .	11 633	24 842	4 767	7	21	7	527	490	4 855	2 553		
	20,000 TO 29,999 POUNDS . . . . .	12 627	22 120	5 445	9	9	8	709	527	7 036	3 369		
	30,000 TO 59,999 POUNDS . . . . .	51 937	107 477	32 850	7	6	7	7 391	3 947	49 797	19 877		
	60,000 TO 89,999 POUNDS . . . . .	5 897	15 413	8 250	8	8	8	13 108	7 657	752	241		
	90,000 AND OVER . . . . .	17 272	73 607	34 166	5	11	6	52 107	29 001	3 785	1 511		
	SHIPMENT WEIGHT UNKNOWN . . . . .	63 955	152 797	35 973	6	9	14	22 886	15 933	31 230	11 419		
	UNDER 100 MILES . . . . .	64 880	197 312	6 085	3	6	10	10 876	498	31 374	1 127		
	UNDER 500 POUNDS . . . . .	3 083	2 734	67	14	19	17	(2)	(2)	100	4		
	500 TO 999 POUNDS . . . . .	1 535	1 744	50	12	17	17	1	(2)	180	7		
	1,000 TO 4,999 POUNDS . . . . .	4 516	6 260	188	11	16	14	5	(2)	524	22		
	5,000 TO 9,999 POUNDS . . . . .	3 223	7 415	218	14	18	17	8	(2)	480	20		
	10,000 TO 19,999 POUNDS . . . . .	4 166	16 996	660	13	32	42	17	1	961	36		
	20,000 TO 29,999 POUNDS . . . . .	3 883	11 997	517	15	14	19	43	2	1 365	54		
	30,000 TO 59,999 POUNDS . . . . .	12 554	40 763	1 800	8	9	10	639	29	13 447	607		
	60,000 TO 89,999 POUNDS . . . . .	619	2 505	124	21	16	16	1 515	77	157	10		
	90,000 AND OVER . . . . .	2 727	21 803	527	16	39	19	7 273	316	1 796	88		
	SHIPMENT WEIGHT UNKNOWN . . . . .	28 576	85 096	1 934	9	12	24	1 375	72	12 364	280		
	100 TO 199 MILES . . . . .	24 160	58 233	8 389	5	7	8	13 477	2 064	15 995	2 389		
	UNDER 500 POUNDS . . . . .	805	571	85	18	29	32	1	(2)	74	11		
	500 TO 999 POUNDS . . . . .	442	306	43	19	19	19	(2)	(2)	88	13		
	1,000 TO 4,999 POUNDS . . . . .	1 906	1 470	206	19	19	19	12	2	372	55		
	5,000 TO 9,999 POUNDS . . . . .	1 270	1 649	219	14	19	19	12	2	355	53		
	10,000 TO 19,999 POUNDS . . . . .	1 379	2 093	293	16	17	17	33	6	507	76		
	20,000 TO 29,999 POUNDS . . . . .	1 689	3 233	430	11	20	16	60	9	1 028	146		
	30,000 TO 59,999 POUNDS . . . . .	7 104	21 362	3 070	10	15	15	1 185	175	8 930	1 320		
	60,000 TO 89,999 POUNDS . . . . .	528	2 532	411	12	13	14	1 780	285	219	33		
	90,000 AND OVER . . . . .	1 796	7 335	1 093	15	14	15	5 547	850	688	108		
	SHIPMENT WEIGHT UNKNOWN . . . . .	7 241	17 682	2 539	12	16	18	4 846	735	3 734	574		
	200 TO 299 MILES . . . . .	17 710	34 933	8 616	5	5	5	11 869	2 983	11 645	2 881		
	UNDER 500 POUNDS . . . . .	276	128	31	11	10	10	(2)	(2)	67	16		
	500 TO 999 POUNDS . . . . .	246	162	40	17	18	18	2	1	76	19		
	1,000 TO 4,999 POUNDS . . . . .	1 117	820	205	9	11	11	24	6	393	100		
	5,000 TO 9,999 POUNDS . . . . .	904	799	197	15	12	11	20	5	322	82		
	10,000 TO 19,999 POUNDS . . . . .	1 212	1 354	335	14	22	23	64	16	592	148		
	20,000 TO 29,999 POUNDS . . . . .	1 352	1 615	391	10	10	9	86	22	888	216		
	30,000 TO 59,999 POUNDS . . . . .	6 267	13 448	3 284	9	10	10	1 106	270	6 340	1 561		
	60,000 TO 89,999 POUNDS . . . . .	573	2 136	530	14	19	19	2 005	497	104	26		
	90,000 AND OVER . . . . .	1 510	6 941	1 759	7	10	11	6 577	1 663	215	59		
	SHIPMENT WEIGHT UNKNOWN . . . . .	4 252	7 529	1 845	12	10	10	1 984	502	2 648	653		
	300 TO 499 MILES . . . . .	23 033	41 274	16 011	6	8	9	18 490	7 312	14 380	5 573		
	UNDER 500 POUNDS . . . . .	262	124	47	13	15	15	1	(2)	70	27		
	500 TO 999 POUNDS . . . . .	1 243	139	53	21	15	15	2	1	99	38		
	1,000 TO 4,999 POUNDS . . . . .	1 374	1 010	389	14	13	13	21	8	621	243		
	5,000 TO 9,999 POUNDS . . . . .	1 017	911	345	14	10	10	65	24	468	182		
	10,000 TO 19,999 POUNDS . . . . .	1 738	1 632	622	16	11	11	100	40	819	317		
	20,000 TO 29,999 POUNDS . . . . .	1 658	1 781	681	25	13	13	114	44	1 156	441		
	30,000 TO 59,999 POUNDS . . . . .	7 196	11 627	4 437	11	8	8	1 765	688	6 841	2 611		
	60,000 TO 89,999 POUNDS . . . . .	1 012	2 749	1 093	15	12	13	2 575	1 025	127	48		
	90,000 AND OVER . . . . .	3 117	12 027	4 680	7	11	12	10 669	4 214	324	122		
	SHIPMENT WEIGHT UNKNOWN . . . . .	5 415	9 274	3 663	14	28	32	3 179	1 266	3 855	1 544		
	500 TO 999 MILES . . . . .	33 478	51 844	37 085	7	6	7	25 770	18 117	19 202	14 037		
	UNDER 500 POUNDS . . . . .	335	151	109	14	18	17	3	2	115	86		
	500 TO 999 POUNDS . . . . .	451	221	160	20	14	15	4	3	194	141		
	1,000 TO 4,999 POUNDS . . . . .	1 622	1 053	767	11	11	10	29	20	720	528		
	5,000 TO 9,999 POUNDS . . . . .	1 405	1 133	821	10	10	9	98	68	764	555		
	10,000 TO 19,999 POUNDS . . . . .	1 980	1 715	1 198	11	9	9	143	101	1 243	877		
	20,000 TO 29,999 POUNDS . . . . .	2 675	2 217	1 551	15	10	11	237	166	1 630	1 152		
	30,000 TO 59,999 POUNDS . . . . .	11 281	12 793	9 114	14	9	9	1 792	1 261	9 248	6 642		
	60,000 TO 89,999 POUNDS . . . . .	1 718	3 315	2 399	16	12	13	3 144	2 276	123	90		
	90,000 AND OVER . . . . .	4 500	16 368	11 625	5	5	5	14 068	10 000	293	196		
	SHIPMENT WEIGHT UNKNOWN . . . . .	7 510	12 878	9 342	9	18	23	6 252	4 222	4 873	3 769		
	1,000 TO 1,499 MILES . . . . .	13 055	16 740	20 353	10	9	9	7 890	9 684	6 734	8 047		
	UNDER 500 POUNDS . . . . .	97	38	45	28	31	29	(2)	(2)	31	37		
	500 TO 999 POUNDS . . . . .	225	93	110	43	43	41	(2)	(2)	79	91		
	1,000 TO 4,999 POUNDS . . . . .	486	301	358	31	14	14	3	4	236	276		
	5,000 TO 9,999 POUNDS . . . . .	574	372	438	21	14	15	7	7	262	305		
	10,000 TO 19,999 POUNDS . . . . .	629	575	705	18	18	17	28	37	456	556		
	20,000 TO 29,999 POUNDS . . . . .	834	835	1 014	22	19	19	68	86	686	825		
	30,000 TO 59,999 POUNDS . . . . .	4 612	4 723	5 789	24	21	23	375	469	3 258	3 919		



MEANS OF TRANSPORT--CON.

MOTOR CARRIER--CON.				PRIVATE TRUCK		AIR		WATER		PIPELINE		PARCEL DELIVERY		OTHER AND UNKNOWN		TCC CODE, WEIGHT, AND DISTANCE
ICC		NON-ICC														
TONS (THOU-SANOS)	TON-MILES (MIL-LIONS)	TONS (THOU-SANOS)	TON-MILES (MIL-LIONS)	TONS (THOU-SANOS)	TON-MILES (MIL-LIONS)	TONS (THOU-SANOS)	TON-MILES (MIL-LIONS)	TONS (THOU-SANOS)	TON-MILES (MIL-LIONS)	TONS (THOU-SANOS)	TON-MILES (MIL-LIONS)	TONS (THOU-SANOS)	TON-MILES (MIL-LIONS)	TONS (THOU-SANOS)	TON-MILES (MIL-LIONS)	
5 058	-	5	-	5 858	-	5	-	61	-	906	-	197	-	89 015	-	OISTANCE UNKNOWN
12	-	-	-	3	-	(Z)	-	(Z)	-	-	-	1	-	(Z)	-	UNOER 500 LB.
2	-	-	-	1	-	(Z)	-	-	-	-	-	1	-	-	-	500-999 LB.
15	-	-	-	3	-	(Z)	-	(Z)	-	-	-	4	-	5	-	1,000-4,999 LB.
2	-	-	-	2	-	-	-	(Z)	-	-	-	-	-	(Z)	-	5,000-9,999 LB.
5	-	-	-	2	-	-	-	-	-	-	-	-	-	25	-	10,000-19,999 LB.
2	-	-	-	(Z)	-	-	-	-	-	-	-	-	-	-	-	20,000-29,999 LB.
24	-	(Z)	-	14	-	-	-	-	-	-	-	-	-	53	-	30,000-59,999 LB.
-	-	-	-	37	-	-	-	-	-	-	-	-	-	-	-	60,000-89,999 LB.
-	-	-	-	998	-	-	-	1	-	-	-	-	-	-	-	90,000-OVER LB.
4 997	-	4	-	4 798	-	5	-	60	-	906	-	191	-	88 931	-	WEIGHT UNKNOWN
88 819	38 236	15 870	4 757	208 646	19 865	97	82	6 449	7 192	-	-	29	13	9 548	109	20
589	486	13	3	3 258	197	6	6	2	2	-	-	18	6	5	4	UNOER 500 LB.
743	394	14	4	1 932	136	4	4	7	16	-	-	3	4	7	7	500-999 LB.
2 941	1 544	113	57	7 920	862	21	36	23	30	-	-	(Z)	(Z)	42	33	1,000-4,999 LB.
2 633	1 443	186	92	9 394	952	6	7	10	18	-	-	1	(Z)	37	14	5,000-9,999 LB.
4 427	2 302	428	250	19 356	1 637	7	14	32	57	-	-	1	(Z)	63	15	10,000-19,999 LB.
5 901	2 716	1 136	653	14 261	1 411	9	2	90	135	-	-	2	1	14	1	20,000-29,999 LB.
44 240	17 840	5 557	2 037	49 589	8 067	39	3	572	940	-	-	-	-	88	16	30,000-59,999 LB.
675	217	77	24	1 479	192	-	-	73	156	-	-	-	-	2	4	60,000-89,999 LB.
3 117	1 048	669	463	13 749	642	-	-	3 351	3 001	-	-	-	-	614	11	90,000-OVER LB.
23 553	10 245	7 677	1 174	87 708	5 769	4	9	2 288	2 837	-	-	5	1	8 677	4	WEIGHT UNKNOWN
21 712	980	9 661	147	153 122	4 431	46	2	537	10	-	-	10	1	1 348	17	UNOER 100 MI.
95	4	5	(Z)	2 624	63	1	(Z)	1	(Z)	-	-	7	(Z)	1	(Z)	UNOER 500 LB.
172	6	8	(Z)	1 562	43	(Z)	(Z)	2	(Z)	-	-	-	-	2	(Z)	500-999 LB.
486	20	38	1	5 702	165	(Z)	(Z)	6	(Z)	-	-	-	-	22	(Z)	1,000-4,999 LB.
447	19	33	1	6 904	197	-	-	(Z)	(Z)	-	-	-	-	23	1	5,000-9,999 LB.
874	33	87	3	15 975	621	-	-	1	(Z)	-	-	-	-	41	2	10,000-19,999 LB.
1 091	45	274	9	10 560	459	8	(Z)	8	(Z)	-	-	-	-	13	1	20,000-29,999 LB.
11 078	529	2 369	78	26 518	1 162	37	1	56	1	-	-	-	-	67	1	30,000-59,999 LB.
147	10	10	(Z)	830	37	-	-	3	(Z)	-	-	-	-	-	-	60,000-89,999 LB.
1 434	70	362	18	11 851	109	-	-	269	4	-	-	-	-	614	10	90,000-OVER LB.
5 888	244	6 476	36	70 597	1 574	(Z)	(Z)	192	5	-	-	3	(Z)	565	3	WEIGHT UNKNOWN
15 006	2 245	988	145	28 333	3 884	(Z)	(Z)	420	51	-	-	4	(Z)	4	1	100-199 MI.
74	11	(Z)	(Z)	491	74	(Z)	(Z)	(Z)	(Z)	-	-	3	(Z)	(Z)	(Z)	UNOER 500 LB.
86	13	2	(Z)	218	30	(Z)	(Z)	(Z)	(Z)	-	-	-	-	(Z)	(Z)	500-999 LB.
359	53	14	2	1 084	149	-	-	1	(Z)	-	-	(Z)	(Z)	1	(Z)	1,000-4,999 LB.
332	49	23	3	1 281	164	-	-	-	-	-	-	-	-	(Z)	(Z)	5,000-9,999 LB.
468	71	39	6	1 550	211	-	-	-	-	-	-	-	-	2	(Z)	10,000-19,999 LB.
989	140	39	6	2 145	275	-	-	-	-	-	-	-	-	-	-	20,000-29,999 LB.
8 283	1 227	647	93	11 238	1 573	-	-	9	1	-	-	-	-	-	-	30,000-59,999 LB.
201	31	18	2	533	93	-	-	-	-	-	-	-	-	-	-	60,000-89,999 LB.
628	100	61	8	1 021	120	-	-	79	15	-	-	-	-	-	-	90,000-OVER LB.
3 589	550	145	24	8 770	1 196	(Z)	(Z)	332	34	-	-	(Z)	(Z)	1	(Z)	WEIGHT UNKNOWN
11 012	2 730	633	151	11 397	2 747	(Z)	(Z)	5	1	-	-	2	1	13	3	200-299 MI.
61	15	6	1	59	14	(Z)	(Z)	(Z)	(Z)	-	-	2	1	(Z)	(Z)	UNOER 500 LB.
75	19	1	(Z)	84	20	(Z)	(Z)	(Z)	(Z)	-	-	-	-	-	-	500-999 LB.
5 383	97	10	2	403	99	-	-	1	(Z)	-	-	-	-	-	-	1,000-4,999 LB.
298	76	25	6	456	110	-	-	1	(Z)	-	-	-	-	-	-	5,000-9,999 LB.
566	142	26	6	697	171	-	-	1	(Z)	-	-	-	-	-	-	10,000-19,999 LB.
860	209	28	7	640	153	-	-	-	-	-	-	-	-	-	-	20,000-29,999 LB.
5 988	1 478	352	83	5 994	1 450	-	-	-	-	-	-	-	-	8	2	30,000-59,999 LB.
97	25	6	1	27	6	-	-	-	-	-	-	-	-	-	-	60,000-89,999 LB.
215	59	-	-	146	36	-	-	3	1	-	-	-	-	-	-	90,000-OVER LB.
2 469	611	180	42	2 892	689	-	-	-	-	-	-	(Z)	(Z)	5	1	WEIGHT UNKNOWN
13 045	5 080	1 335	493	7 268	2 710	2	1	1 119	409	-	-	3	1	11	4	300-499 MI.
69	27	1	(Z)	47	17	1	1	-	-	-	-	3	1	2	1	UNOER 500 LB.
97	38	2	1	37	14	1	(Z)	-	-	-	-	-	-	-	-	500-999 LB.
613	240	8	3	364	136	-	-	(Z)	(Z)	-	-	-	-	5	2	1,000-4,999 LB.
423	166	44	16	374	137	-	-	-	-	-	-	-	-	4	1	5,000-9,999 LB.
775	301	44	15	713	265	-	-	(Z)	(Z)	-	-	-	-	-	-	10,000-19,999 LB.
922	353	234	89	509	195	-	-	2	1	-	-	-	-	-	-	20,000-29,999 LB.
6 250	2 383	592	227	3 019	1 138	-	-	1	(Z)	-	-	-	-	-	-	30,000-59,999 LB.
92	35	35	13	46	19	-	-	-	-	-	-	-	-	-	-	60,000-89,999 LB.
256	99	68	23	514	171	-	-	520	173	-	-	-	-	-	-	90,000-OVER LB.
3 548	1 438	307	106	1 643	618	(Z)	(Z)	596	235	-	-	(Z)	(Z)	(Z)	(Z)	WEIGHT UNKNOWN
17 577	12 907	1 625	1 130	4 612	3 269	8	7	2 218	1 634	-	-	6	4	27	17	500-999 MI.
115	86	(Z)	(Z)	29	19	1	1	-	-	-	-	2	2	(Z)	(Z)	UNOER 500 LB.
193	140	1	1	20	13	-	-	-	-	-	-	-	-	2	2	500-999 LB.
695	510	24	18	300	216	3	3	1	1	-	-	(Z)	(Z)	-	-	1,000-4,999 LB.
725	528	38	27	270	197	-	-	(Z)	(Z)	-	-	1	(Z)	-	-	5,000-9,999 LB.
1 108	785	135	92	301	200	-	-	10	8	-	-	1	(Z)	18	11	10,000-19,999 LB.
1 363	984	268	168	324	214	-	-	25	19	-	-	2	1	-	-	20,000-29,999 LB.
8 309	5 981	938	661	1 672	1 149	2	1	72	56	-	-	-	-	7	4	30,000-59,999 LB.
116	84	7	7	35	22	-	-	14	12	-	-	-	-	-	-	60,000-89,999 LB.
293	196	-	-	118	80	-	-	1 890	1 349	-	-	-	-	-	-	90,000-OVER LB.
4 661	3 613	212	156	1 543	1 160	(Z)	(Z)	207	189	-	-	1	1	(Z)	(Z)	WEIGHT UNKNOWN
5 813	6 942	922	1 104	1 646	2 050	14	16	431	525	-	-	4	5	20	26	1,000-1,499 MI.
31	37	(Z)	(Z)	4	6	1	1	(Z)	(Z)	-	-	1	1	1	1	UNOER 500 LB.
79	90	1	1	7	9	1	1	1	1	-	-	3	4	2	2	500-999 LB.
226	264	10	12	49	62	7	8	3	5	-	-	-	-	2	3	1,000-4,999 LB.
248	287	14	18	86	105	5	5	4	5	-	-	-	-	9	11	5,000-9,999 LB.
379	462	77	93													



TABLE 7. SHIPMENTS BY MANUFACTURING ESTABLISHMENTS--MAJOR COMMODITY, WEIGHT, AND DISTANCE OF SHIPMENT BY MEANS OF TRANSPORT: 1977--CON.

TCC CODE	MAJOR COMMODITY, WEIGHT, AND DISTANCE OF SHIPMENT	ALL SHIPMENTS						MEANS OF TRANSPORT				
		VALUE (MILLIONS OF DOLLARS) (A)	TONS (THOU- SANDS) (B)	TON-MILES (MIL- LIONS) (C)	STANDARD ERROR (PERCENT) FOR COLUMNS--			RAIL		MOTOR CARRIER		
					(A)	(B)	(C)	TONS (THOU- SANDS)	TON- MILES (MIL- LIONS)	TONS (THOU- SANDS)	TON- MILES (MIL- LIONS)	
20	FOOD AND KINDRED PRODUCTS . . . . .											
	60,000 TO 89,999 POUNDS . . . . .	461	892	1 094	14	14	15	882	1 081	9	12	
	90,000 AND OVER . . . . .	1 703	4 903	5 889	18	17	16	4 518	5 448	58	67	
	SHIPMENT WEIGHT UNKNOWN . . . . .	3 433	4 009	4 911	9	12	12	2 009	2 550	1 658	1 958	
	1,500 MILES AND OVER . . . . .	10 322	15 353	31 590	9	9	9	8 713	17 218	4 461	8 939	
	UNDER 500 POUNDS . . . . .	138	152	323	17	87	88	1	3	144	307	
	500 TO 999 POUNDS . . . . .	109	57	119	27	16	17	3	6	43	88	
	1,000 TO 4,999 POUNDS . . . . .	406	282	570	8	15	16	41	80	188	378	
	5,000 TO 9,999 POUNDS . . . . .	280	236	475	13	13	15	37	80	169	337	
	10,000 TO 19,999 POUNDS . . . . .	528	476	955	14	10	10	143	290	276	543	
	20,000 TO 29,999 POUNDS . . . . .	537	442	861	14	11	11	101	197	283	534	
	30,000 TO 59,999 POUNDS . . . . .	2 919	2 756	5 357	20	18	15	530	1 054	1 728	3 217	
	60,000 TO 89,999 POUNDS . . . . .	987	1 285	2 599	19	12	12	1 206	2 414	14	21	
	90,000 AND OVER . . . . .	1 918	4 230	8 593	11	10	11	3 456	6 509	412	872	
	SHIPMENT WEIGHT UNKNOWN . . . . .	2 500	5 438	11 739	18	24	24	3 196	6 584	1 205	2 641	
	SHIPMENT DISTANCE UNKNOWN . . . . .	5 034	10 898	-	12	19	-	44	-	899	-	
	UNDER 500 POUNDS . . . . .	1	(Z)	-	64	66	-	-	-	(Z)	-	
	500 TO 999 POUNDS . . . . .	(Z)	(Z)	-	77	75	-	-	-	(Z)	-	
	1,000 TO 4,999 POUNDS . . . . .	1	1	-	100	100	-	-	-	1	-	
	30,000 TO 59,999 POUNDS . . . . .	4	5	-	100	100	-	-	-	5	-	
	SHIPMENT WEIGHT UNKNOWN . . . . .	5 028	10 891	-	12	19	-	44	-	892	-	
21	TOBACCO PRODUCTS . . . . .	8 963	2 262	952	5	9	10	706	500	1 327	435	
	UNDER 500 POUNDS . . . . .	316	58	28	5	5	8	4	4	49	21	
	500 TO 999 POUNDS . . . . .	174	31	14	7	5	9	6	5	24	9	
	1,000 TO 4,999 POUNDS . . . . .	412	75	43	12	13	17	20	22	53	21	
	5,000 TO 9,999 POUNDS . . . . .	132	32	20	27	22	44	6	13	25	7	
	10,000 TO 19,999 POUNDS . . . . .	235	42	15	35	29	29	8	4	32	10	
	20,000 TO 29,999 POUNDS . . . . .	344	92	49	16	20	39	7	4	83	44	
	30,000 TO 59,999 POUNDS . . . . .	4 980	1 097	551	8	12	13	391	313	676	232	
	60,000 TO 89,999 POUNDS . . . . .	833	160	126	26	32	33	113	104	46	22	
	90,000 AND OVER . . . . .	554	275	71	29	32	41	103	28	162	41	
	SHIPMENT WEIGHT UNKNOWN . . . . .	984	401	34	27	22	14	47	2	178	28	
	UNDER 100 MILES . . . . .	1 426	560	29	17	19	19	22	2	372	24	
	UNDER 500 POUNDS . . . . .	40	7	(Z)	16	10	12	-	-	6	(Z)	
	500 TO 999 POUNDS . . . . .	29	5	(Z)	21	19	21	-	-	4	(Z)	
	1,000 TO 4,999 POUNDS . . . . .	88	14	1	22	21	30	-	-	13	1	
	5,000 TO 9,999 POUNDS . . . . .	43	8	(Z)	35	29	30	-	-	7	(Z)	
	10,000 TO 19,999 POUNDS . . . . .	10	3	(Z)	44	34	47	-	-	3	(Z)	
	20,000 TO 29,999 POUNDS . . . . .	57	31	2	35	44	41	-	-	30	2	
	30,000 TO 59,999 POUNDS . . . . .	437	189	13	20	25	29	1	(Z)	182	12	
	60,000 TO 89,999 POUNDS . . . . .	12	2	(Z)	100	100	100	-	-	2	(Z)	
	90,000 AND OVER . . . . .	180	98	7	50	59	58	21	2	72	6	
	SHIPMENT WEIGHT UNKNOWN . . . . .	529	203	5	33	29	26	-	-	52	3	
	100 TO 199 MILES . . . . .	879	346	46	14	18	18	18	3	309	41	
	UNDER 500 POUNDS . . . . .	67	12	2	9	10	11	-	-	12	2	
	500 TO 999 POUNDS . . . . .	30	5	1	18	17	17	-	-	5	1	
	1,000 TO 4,999 POUNDS . . . . .	79	13	2	26	26	23	(Z)	(Z)	13	2	
	5,000 TO 9,999 POUNDS . . . . .	39	9	1	41	34	36	-	-	9	1	
	10,000 TO 19,999 POUNDS . . . . .	108	11	1	60	41	37	-	-	10	1	
	20,000 TO 29,999 POUNDS . . . . .	39	15	2	62	53	53	2	(Z)	13	2	
	30,000 TO 59,999 POUNDS . . . . .	381	189	26	24	29	28	9	1	177	24	
	60,000 TO 89,999 POUNDS . . . . .	10	4	1	53	57	58	3	(Z)	1	(Z)	
	90,000 AND OVER . . . . .	51	20	2	99	88	85	2	(Z)	18	2	
	SHIPMENT WEIGHT UNKNOWN . . . . .	75	67	8	37	22	22	1	(Z)	52	6	
	200 TO 299 MILES . . . . .	823	205	52	21	22	23	97	25	83	21	
	UNDER 500 POUNDS . . . . .	45	8	2	12	13	12	(Z)	(Z)	7	2	
	500 TO 999 POUNDS . . . . .	36	6	2	18	18	18	1	(Z)	5	1	
	1,000 TO 4,999 POUNDS . . . . .	42	8	2	36	31	30	-	-	8	2	
	5,000 TO 9,999 POUNDS . . . . .	1	(Z)	(Z)	55	54	54	(Z)	(Z)	(Z)	(Z)	
	10,000 TO 19,999 POUNDS . . . . .	36	6	1	99	95	95	-	-	5	1	
	20,000 TO 29,999 POUNDS . . . . .	13	3	1	34	39	38	-	-	3	1	
	30,000 TO 59,999 POUNDS . . . . .	471	109	29	36	37	38	38	11	49	13	
	60,000 TO 89,999 POUNDS . . . . .	(Z)	1	(Z)	100	100	100	1	(Z)	-	-	
	90,000 AND OVER . . . . .	147	48	12	24	19	17	48	12	-	-	
	SHIPMENT WEIGHT UNKNOWN . . . . .	33	15	4	50	48	46	8	2	7	2	
	300 TO 499 MILES . . . . .	1 952	458	188	15	20	21	204	85	247	100	
	UNDER 500 POUNDS . . . . .	55	10	4	17	16	16	1	(Z)	9	4	
	500 TO 999 POUNDS . . . . .	22	4	2	20	20	21	1	1	3	1	
	1,000 TO 4,999 POUNDS . . . . .	64	13	5	32	30	29	6	3	6	2	
	5,000 TO 9,999 POUNDS . . . . .	12	2	1	80	67	73	-	-	2	1	
	10,000 TO 19,999 POUNDS . . . . .	50	13	5	51	49	55	6	3	7	2	
	20,000 TO 29,999 POUNDS . . . . .	59	14	5	21	20	19	3	1	11	4	
	30,000 TO 59,999 POUNDS . . . . .	1 251	218	91	18	17	17	118	49	100	41	
	60,000 TO 89,999 POUNDS . . . . .	217	62	24	33	37	38	35	15	27	9	
	90,000 AND OVER . . . . .	172	102	44	36	61	65	32	13	64	28	
	SHIPMENT WEIGHT UNKNOWN . . . . .	51	19	7	18	20	22	(Z)	(Z)	18	7	
	500 TO 999 MILES . . . . .	2 357	410	285	14	14	15	188	134	221	150	
	UNDER 500 POUNDS . . . . .	69	13	9	11	11	12	1	1	10	7	
	500 TO 999 POUNDS . . . . .	39	7	5	23	21	23	2	1	5	4	
	1,000 TO 4,999 POUNDS . . . . .	71	16	12	28	28	32	6	4	10	7	
	5,000 TO 9,999 POUNDS . . . . .	25	7	4	56	61	55	1	1	6	4	
	10,000 TO 19,999 POUNDS . . . . .	29	9	6	30	32	33	2	1	7	5	
	20,000 TO 29,999 POUNDS . . . . .	84	14	10	14	13	13	(Z)	(Z)	14	10	
	30,000 TO 59,999 POUNDS . . . . .	1 683	277	192	19	18	19	142	102	135	90	
	60,000 TO 89,999 POUNDS . . . . .	319	49	33	36	29	27	34	23	15	10	
	90,000 AND OVER . . . . .	5	8	5	72	73	71	-	-	8	5	

MEANS OF TRANSPORT--CON.

MOTOR CARRIER--CON.				PRIVATE TRUCK	AIR		WATER		PIPELINE		PARCEL DELIVERY		OTHER AND UNKNOWN		TCC CODE, WEIGHT, AND OISTANCE	
ICC	NON-ICC				TONS (THOUSANDS)	TON-MILES (MIL-LIONS)	TONS (THOUSANDS)	TON-MILES (MIL-LIONS)	TONS (THOUSANDS)	TON-MILES (MIL-LIONS)	TONS (THOUSANDS)	TON-MILES (MIL-LIONS)	TONS (THOUSANDS)	TON-MILES (MIL-LIONS)		TONS (THOUSANDS)
9	12	-	-	-											-	
58	67	-	-	75	83	-	-	253	291	-	-	-	-	-	-	60,000-89,999 LB.
1 628	1 923	30	36	330	390	(Z)	(Z)	11	12	-	-	(Z)	(Z)	-	-	90,000-OVER LB.
3 755	7 352	705	1 587	417	773	25	56	1 718	4 562	-	-	(Z)	1	19	41	1,500-OVER MI.
144	307	(Z)	(Z)	3	5	2	4	1	1	-	-	(Z)	1	1	2	UNOER 500 LB.
42	88	(Z)	1	4	7	1	2	6	15	-	-	-	-	1	2	500-999 LB.
179	359	9	19	19	35	11	25	11	24	-	-	-	-	13	28	1,000-4,999 LB.
160	318	10	20	22	42	1	2	5	13	-	-	-	-	(Z)	1	5,000-9,999 LB.
257	508	19	35	31	60	7	14	19	47	-	-	-	-	-	-	10,000-19,999 LB.
253	477	30	57	22	40	-	-	36	89	-	-	-	-	(Z)	(Z)	20,000-29,999 LB.
1 595	2 949	133	268	202	383	-	-	295	700	-	-	-	-	1	2	30,000-59,999 LB.
14	21	-	-	7	15	-	-	56	144	-	-	-	-	2	4	60,000-89,999 LB.
234	457	178	415	24	43	-	-	338	1 168	-	-	-	-	1	1	90,000-OVER LB.
879	1 868	326	774	83	143	3	9	951	2 361	-	-	(Z)	(Z)	-	-	WEIGHT UNKNOWN
899	-	-	-	1 849	-	-	-	(Z)	-	-	-	(Z)	-	B 106	-	OISTANCE UNKNOWN
(Z)	-	-	-	(Z)	-	-	-	-	-	-	-	(Z)	-	-	-	UNOER 500 LB.
(Z)	-	-	-	(Z)	-	-	-	-	-	-	-	-	-	-	-	500-999 LB.
1	-	-	-	-	-	-	-	-	-	-	-	-	-	-	-	1,000-4,999 LB.
5	-	-	-	-	-	-	-	-	-	-	-	-	-	-	-	30,000-59,999 LB.
892	-	-	-	1 849	-	-	-	(Z)	-	-	-	-	-	8 106	-	WEIGHT UNKNOWN
1 137	415	190	20	208	13	(Z)	(Z)	4	1	-	-	3	1	14	2	21
49	21	(Z)	(Z)	1	(Z)	(Z)	(Z)	-	-	-	-	3	1	1	1	UNOER 500 LB.
24	9	-	-	(Z)	(Z)	-	-	-	-	-	-	-	-	-	(Z)	500-999 LB.
53	21	(Z)	(Z)	1	(Z)	-	-	-	-	-	-	-	-	-	-	1,000-4,999 LB.
25	7	(Z)	(Z)	2	(Z)	-	-	(Z)	(Z)	-	-	-	-	-	-	5,000-9,999 LB.
29	10	2	(Z)	2	(Z)	-	-	-	-	-	-	-	-	-	-	10,000-19,999 LB.
79	44	3	(Z)	2	(Z)	-	-	-	-	-	-	-	-	-	-	20,000-29,999 LB.
590	223	85	9	31	7	-	-	(Z)	(Z)	-	-	-	-	-	-	30,000-59,999 LB.
44	22	2	(Z)	-	-	-	-	-	-	-	-	-	-	-	-	60,000-89,999 LB.
103	35	59	6	6	2	-	-	4	(Z)	-	-	-	-	-	-	90,000-OVER LB.
141	23	37	5	164	4	-	-	-	-	-	-	(Z)	(Z)	12	(Z)	WEIGHT UNKNOWN
251	17	121	8	161	3	-	-	4	(Z)	-	-	(Z)	(Z)	(Z)	(Z)	UNOER 100 MI.
6	(Z)	-	-	1	(Z)	-	-	-	-	-	-	(Z)	(Z)	-	-	UNOER 500 LB.
4	(Z)	-	-	(Z)	(Z)	-	-	-	-	-	-	-	-	(Z)	(Z)	500-999 LB.
13	1	(Z)	(Z)	1	(Z)	-	-	-	-	-	-	-	-	-	-	1,000-4,999 LB.
7	(Z)	-	-	1	(Z)	-	-	-	-	-	-	-	-	-	-	5,000-9,999 LB.
1	(Z)	1	(Z)	1	(Z)	-	-	-	-	-	-	-	-	-	-	10,000-19,999 LB.
28	2	3	(Z)	1	(Z)	-	-	-	-	-	-	-	-	-	-	20,000-29,999 LB.
121	9	61	4	5	1	-	-	-	-	-	-	-	-	-	-	30,000-59,999 LB.
-	-	2	(Z)	-	-	-	-	-	-	-	-	-	-	-	-	60,000-89,999 LB.
20	2	52	4	-	-	-	-	4	(Z)	-	-	-	-	-	-	90,000-OVER LB.
51	2	2	(Z)	151	2	-	-	-	-	-	-	(Z)	(Z)	-	-	WEIGHT UNKNOWN
256	34	53	7	17	2	-	-	-	-	-	-	(Z)	(Z)	1	(Z)	100-199 MI.
12	2	(Z)	(Z)	(Z)	(Z)	-	-	-	-	-	-	(Z)	(Z)	-	-	UNOER 500 LB.
5	1	-	-	-	-	-	-	-	-	-	-	-	-	-	-	500-999 LB.
13	2	-	-	(Z)	(Z)	-	-	-	-	-	-	-	-	-	-	1,000-4,999 LB.
9	1	-	-	(Z)	(Z)	-	-	-	-	-	-	-	-	-	-	5,000-9,999 LB.
12	1	1	(Z)	1	(Z)	-	-	-	-	-	-	-	-	-	-	10,000-19,999 LB.
12	2	1	(Z)	(Z)	(Z)	-	-	-	-	-	-	-	-	-	-	20,000-29,999 LB.
160	21	17	3	3	1	-	-	-	-	-	-	-	-	-	-	30,000-59,999 LB.
1	(Z)	-	-	-	-	-	-	-	-	-	-	-	-	-	-	60,000-89,999 LB.
18	2	-	-	-	-	-	-	-	-	-	-	-	-	-	-	90,000-OVER LB.
18	2	34	4	12	2	-	-	-	-	-	-	(Z)	(Z)	1	(Z)	WEIGHT UNKNOWN
81	20	2	1	23	6	-	-	-	-	-	-	1	(Z)	1	(Z)	200-299 MI.
7	2	-	-	-	-	-	-	-	-	-	-	(Z)	(Z)	1	(Z)	UNOER 500 LB.
5	1	-	-	-	-	-	-	-	-	-	-	-	-	(Z)	(Z)	500-999 LB.
8	2	-	-	(Z)	(Z)	-	-	-	-	-	-	-	-	-	-	1,000-4,999 LB.
(Z)	(Z)	-	-	-	-	-	-	-	-	-	-	-	-	-	-	5,000-9,999 LB.
5	1	-	-	(Z)	(Z)	-	-	-	-	-	-	-	-	-	-	10,000-19,999 LB.
3	1	-	-	1	(Z)	-	-	-	-	-	-	-	-	-	-	20,000-29,999 LB.
47	12	2	1	22	5	-	-	-	-	-	-	-	-	-	-	30,000-59,999 LB.
-	-	-	-	-	-	-	-	-	-	-	-	-	-	-	-	60,000-89,999 LB.
-	-	-	-	(Z)	(Z)	-	-	-	-	-	-	-	-	-	-	90,000-OVER LB.
6	2	(Z)	(Z)	(Z)	(Z)	-	-	-	-	-	-	(Z)	(Z)	-	-	WEIGHT UNKNOWN
233	96	14	5	6	2	(Z)	(Z)	-	-	-	-	(Z)	(Z)	-	-	300-499 MI.
9	4	-	-	-	-	(Z)	(Z)	-	-	-	-	(Z)	(Z)	-	-	UNOER 500 LB.
3	1	-	-	-	-	-	-	-	-	-	-	-	-	-	-	500-999 LB.
6	2	-	-	(Z)	(Z)	-	-	-	-	-	-	-	-	-	-	1,000-4,999 LB.
2	1	(Z)	(Z)	(Z)	(Z)	-	-	-	-	-	-	-	-	-	-	5,000-9,999 LB.
6	2	(Z)	(Z)	-	-	-	-	-	-	-	-	-	-	-	-	10,000-19,999 LB.
11	4	(Z)	(Z)	(Z)	(Z)	-	-	-	-	-	-	-	-	-	-	20,000-29,999 LB.
94	39	6	2	(Z)	(Z)	-	-	-	-	-	-	-	-	-	-	30,000-59,999 LB.
26	9	(Z)	(Z)	-	-	-	-	-	-	-	-	-	-	-	-	60,000-89,999 LB.
57	26	7	3	6	2	-	-	-	-	-	-	-	-	-	-	90,000-OVER LB.
18	7	(Z)	(Z)	(Z)	(Z)	-	-	-	-	-	-	(Z)	(Z)	-	-	WEIGHT UNKNOWN
220	150	(Z)	(Z)	-	-	-	-	(Z)	(Z)	-	-	1	1	(Z)	(Z)	500-999 MI.
10	7	-	-	-	-	-	-	-	-	-	-	1	1	(Z)	(Z)	UNOER 500 LB.
5	4	-	-	-	-	-	-	-	-	-	-	-	-	-	-	500-999 LB.
10	7	-	-	-	-	-	-	-	-	-	-	-	-	-	-	1,000-4,999 LB.
6	4	-	-	-	-	-	-	(Z)	(Z)	-	-	-	-	-	-	5,000-9,999 LB.
7	5	-	-	-	-	-	-	-	-	-	-	-	-	-	-	10,000-19,999 LB.
14	10	-	-	-	-	-	-	(Z)	(Z)	-	-	-	-	-	-	20,000-29,999 LB.
135	90	-	-	-	-	-	-	-	-	-	-	-	-	-	-	30,000-59,999 LB.
15	10	(Z)	(Z)	-	-	-	-	-	-	-	-	-	-	-	-	60,000-89,999 LB.
8	5	-	-	-	-	-	-	-	-	-	-	-	-	-	-	90,000-OVER LB.

TABLE 7. SHIPMENTS BY MANUFACTURING ESTABLISHMENTS--MAJOR COMMOOITY, WEIGHT, AND OISTANCE OF SHIPMENT BY MEANS OF TRANSPORT: 1977--CONJ

TCC CODE	MAJOR COMMOOITY, WEIGHT, AND OISTANCE OF SHIPMENT	ALL SHIPMENTS						MEANS OF TRANSPORT				
		VALUE (MILLIONS OF DOLLARS) (A)	TONS (THOU- SANDS) (B)	TON-MILES (MIL- LIONS) (C)	STANDARD ERROR (PERCENT) FOR COLUMNS--			RAIL		MOTOR CARRIER		TOTAL
					(A)	(B)	(C)	TONS (THOU- SANDS)	TON- MILES (MIL- LIONS)	TONS (THOU- SANDS)	TON- MILES (MIL- LIONS)	
21	TOBACCO PRODUCTS . . . . .											
	SHIPMENT WEIGHT UNKNOWN . . . . .	32	11	8	42	40	44	-	-	11	8	
	1,000 TO 1,499 MILES . . . . .	433	68	77	38	36	37	43	49	25	28	
	UNDER 500 POUNDS . . . . .	22	4	4	13	15	16	1	1	3	3	
	500 TO 999 POUNDS . . . . .	11	2	2	23	26	28	1	1	1	1	
	1,000 TO 4,999 POUNDS . . . . .	19	3	4	40	38	40	(2)	(2)	3	3	
	5,000 TO 9,999 POUNDS . . . . .	2	(2)	(2)	30	39	41	-	-	(2)	(2)	
	10,000 TO 19,999 POUNDS . . . . .	1	(2)	(2)	34	34	34	-	-	(2)	(2)	
	20,000 TO 29,999 POUNDS . . . . .	12	2	2	55	55	56	-	-	2	2	
	30,000 TO 59,999 POUNDS . . . . .	221	35	39	47	47	48	20	22	15	17	
	60,000 TO 89,999 POUNDS . . . . .	144	21	25	92	92	91	21	25	-	-	
	SHIPMENT WEIGHT UNKNOWN . . . . .	1	1	1	97	98	99	-	-	1	1	
	1,500 MILES AND OVER . . . . .	832	131	274	27	27	28	97	203	34	70	
	UNDER 500 POUNDS . . . . .	18	3	6	25	23	22	1	2	(2)	3	
	500 TO 999 POUNDS . . . . .	7	1	3	35	33	33	1	2	(2)	3	
	1,000 TO 4,999 POUNDS . . . . .	47	9	19	30	31	32	7	15	2	4	
	5,000 TO 9,999 POUNDS . . . . .	10	5	12	78	70	70	5	12	-	-	
	10,000 TO 19,999 POUNDS . . . . .	1	(2)	(2)	100	100	100	(2)	(2)	-	-	
	20,000 TO 29,999 POUNDS . . . . .	80	12	27	62	67	70	1	3	11	24	
	30,000 TO 59,999 POUNDS . . . . .	537	80	162	35	35	36	63	128	17	35	
	60,000 TO 89,999 POUNDS . . . . .	131	20	43	41	41	43	19	41	1	3	
	SHIPMENT WEIGHT UNKNOWN . . . . .	2	1	1	47	47	47	-	-	1	1	
	SHIPMENT OISTANCE UNKNOWN . . . . .	260	84	-	88	88	-	37	-	37	-	
	SHIPMENT WEIGHT UNKNOWN . . . . .	260	84	-	88	88	-	37	-	37	-	
22	TEXTILE MILL PRODUCTS . . . . .	35 284	13 709	5 036	4 15	6		800	543	6 217	3 052	
	UNDER 500 POUNDS . . . . .	2 214	552	251	9	10	8	2	2	324	189	
	500 TO 999 POUNDS . . . . .	1 795	633	243	8	9	7	9	11	389	195	
	1,000 TO 4,999 POUNDS . . . . .	5 408	2 003	941	6	10	9	37	41	1 307	702	
	5,000 TO 9,999 POUNDS . . . . .	3 263	1 411	580	9	10	11	42	33	770	356	
	10,000 TO 19,999 POUNDS . . . . .	4 360	1 945	726	10	11	10	63	41	973	431	
	20,000 TO 29,999 POUNDS . . . . .	3 145	1 300	539	13	13	13	112	80	478	260	
	30,000 TO 59,999 POUNDS . . . . .	3 200	1 466	585	11	19	14	216	151	585	283	
	60,000 TO 89,999 POUNDS . . . . .	263	107	58	29	25	29	71	47	27	10	
	90,000 AND OVER . . . . .	249	126	61	40	36	43	80	49	32	12	
	SHIPMENT WEIGHT UNKNOWN . . . . .	11 388	4 166	1 050	8	36	12	167	88	1 333	615	
	UNDER 100 MILES . . . . .	10 905	4 485	152	9	34	33	78	3	968	46	
	UNDER 500 POUNDS . . . . .	486	194	5	17	20	27	-	-	46	2	
	500 TO 999 POUNDS . . . . .	477	256	6	16	18	17	-	-	83	4	
	1,000 TO 4,999 POUNDS . . . . .	1 124	469	20	11	16	20	(2)	(2)	168	8	
	5,000 TO 9,999 POUNDS . . . . .	724	364	14	13	15	13	1	(2)	122	6	
	10,000 TO 19,999 POUNDS . . . . .	1 146	512	21	18	18	19	1	(2)	138	7	
	20,000 TO 29,999 POUNDS . . . . .	1 048	381	15	27	22	23	1	(2)	65	3	
	30,000 TO 59,999 POUNDS . . . . .	739	346	15	22	31	24	20	1	62	3	
	60,000 TO 89,999 POUNDS . . . . .	24	9	(2)	93	93	79	-	-	2	(2)	
	90,000 AND OVER . . . . .	52	31	1	68	61	80	7	1	10	(2)	
	SHIPMENT WEIGHT UNKNOWN . . . . .	5 085	1 924	56	15	55	59	48	1	273	13	
	100 TO 199 MILES . . . . .	5 165	2 007	296	9	9	9	36	5	927	140	
	UNDER 500 POUNDS . . . . .	243	50	7	16	12	11	(2)	(2)	36	5	
	500 TO 999 POUNDS . . . . .	207	60	9	19	17	17	(2)	(2)	42	6	
	1,000 TO 4,999 POUNDS . . . . .	703	270	40	13	17	17	(2)	(2)	172	26	
	5,000 TO 9,999 POUNDS . . . . .	496	235	35	14	15	16	4	1	125	19	
	10,000 TO 19,999 POUNDS . . . . .	839	402	59	15	22	22	6	1	199	31	
	20,000 TO 29,999 POUNDS . . . . .	633	245	38	22	19	20	2	(2)	83	13	
	30,000 TO 59,999 POUNDS . . . . .	636	224	34	25	19	21	4	1	66	10	
	60,000 TO 89,999 POUNDS . . . . .	21	11	2	50	64	65	5	1	6	1	
	90,000 AND OVER . . . . .	8	5	1	69	49	50	3	1	2	(2)	
	SHIPMENT WEIGHT UNKNOWN . . . . .	1 380	503	71	15	15	15	10	1	196	29	
	200 TO 299 MILES . . . . .	2 622	1 062	261	7	17	16	59	15	578	142	
	UNDER 500 POUNDS . . . . .	167	37	9	16	20	19	(2)	(2)	30	7	
	500 TO 999 POUNDS . . . . .	115	34	8	14	16	16	(2)	(2)	29	7	
	1,000 TO 4,999 POUNDS . . . . .	393	140	35	11	20	20	(2)	(2)	108	27	
	5,000 TO 9,999 POUNDS . . . . .	240	91	22	14	13	13	(2)	(2)	53	13	
	10,000 TO 19,999 POUNDS . . . . .	427	173	43	24	17	17	2	1	101	25	
	20,000 TO 29,999 POUNDS . . . . .	188	81	19	21	21	20	4	1	45	11	
	30,000 TO 59,999 POUNDS . . . . .	432	239	57	33	40	39	19	4	109	26	
	60,000 TO 89,999 POUNDS . . . . .	26	12	3	45	50	54	11	3	1	(2)	
	90,000 AND OVER . . . . .	14	9	2	68	63	64	4	1	5	1	
	SHIPMENT WEIGHT UNKNOWN . . . . .	620	245	61	10	8	9	18	5	98	24	
	300 TO 499 MILES . . . . .	4 821	1 833	731	6	6	6	127	50	1 173	474	
	UNDER 500 POUNDS . . . . .	300	73	30	9	10	10	(2)	(2)	57	23	
	500 TO 999 POUNDS . . . . .	303	89	36	16	16	16	(2)	(2)	72	29	
	1,000 TO 4,999 POUNDS . . . . .	1 035	362	150	9	9	9	4	2	270	111	
	5,000 TO 9,999 POUNDS . . . . .	535	204	81	8	13	13	2	1	149	59	
	10,000 TO 19,999 POUNDS . . . . .	591	259	102	12	12	12	11	5	170	67	
	20,000 TO 29,999 POUNDS . . . . .	451	196	78	17	18	17	28	10	96	40	
	30,000 TO 59,999 POUNDS . . . . .	461	210	84	12	13	13	28	11	120	48	
	60,000 TO 89,999 POUNDS . . . . .	59	28	10	34	31	32	19	7	8	3	
	90,000 AND OVER . . . . .	35	17	6	53	52	52	11	4	6	2	
	SHIPMENT WEIGHT UNKNOWN . . . . .	1 050	394	155	12	12	13	24	10	225	92	
	500 TO 999 MILES . . . . .	7 986	3 094	2 110	5	7	8	363	248	2 005	1 352	
	UNDER 500 POUNDS . . . . .	634	132	90	10	10	9	1	(2)	107	72	
	500 TO 999 POUNDS . . . . .	518	147	102	9	9	9	5	4	125	87	
	1,000 TO 4,999 POUNDS . . . . .	1 679	601	410	9	12	13	16	12	470	320	
	5,000 TO 9,999 POUNDS . . . . .	1 042	423	285	12	15	16	25	16	265	176	
	10,000 TO 19,999 POUNDS . . . . .	1 125	505	336	10	12	12	36	24	306	201	



MEANS OF TRANSPORT--CON.

MOTOR CARRIER--CON.				PRIVATE TRUCK		AIR		WATER		PIPELINE		PARCEL DELIVERY		OTHER AND UNKNOWN		TCC CODE, WEIGHT, AND DISTANCE
ICC		NON-ICC		TONS (THOU-SANOS)	TON-MILES (MIL-LIONS)	TONS (THOU-SANOS)	TON-MILES (MIL-LIONS)	TONS (THOU-SANOS)	TON-MILES (MIL-LIONS)	TONS (THOU-SANOS)	TON-MILES (MIL-LIONS)	TONS (THOU-SANOS)	TON-MILES (MIL-LIONS)	TONS (THOU-SANOS)	TON-MILES (MIL-LIONS)	
11	8	(Z)	(Z)	-	-	-	-	-	-	-	-	(Z)	(Z)	-	-	21 WEIGHT UNKNOWN
25	28	-	-	-	-	-	-	-	-	-	-	(Z)	(Z)	-	-	1,000-1,499 MI. UNOER 500 LB.
3	3	-	-	-	-	-	-	-	-	-	-	(Z)	(Z)	-	-	500-999 LB.
1	1	-	-	-	-	-	-	-	-	-	-	-	-	-	-	1,000-4,999 LB.
3	3	-	-	-	-	-	-	-	-	-	-	-	-	-	-	5,000-9,999 LB.
(Z)	(Z)	-	-	-	-	-	-	-	-	-	-	-	-	-	-	10,000-19,999 LB.
(Z)	(Z)	-	-	-	-	-	-	-	-	-	-	-	-	-	-	20,000-29,999 LB.
2	2	-	-	-	-	-	-	-	-	-	-	-	-	-	-	30,000-59,999 LB.
15	17	-	-	-	-	-	-	-	-	-	-	-	-	-	-	60,000-89,999 LB.
-	-	-	-	-	-	-	-	-	-	-	-	(Z)	(Z)	-	-	WEIGHT UNKNOWN
1	1	-	-	-	-	-	-	-	-	-	-	-	-	-	-	-
34	70	-	-	-	-	-	-	-	-	-	-	(Z)	(Z)	1	1	1,500-OVER MI. UNOER 500 LB.
2	3	-	-	-	-	-	-	-	-	-	-	(Z)	(Z)	1	1	500-999 LB.
(Z)	1	-	-	-	-	-	-	-	-	-	-	-	-	-	-	1,000-4,999 LB.
2	4	-	-	-	-	-	-	-	-	-	-	-	-	-	-	5,000-9,999 LB.
-	-	-	-	-	-	-	-	-	-	-	-	-	-	-	-	10,000-19,999 LB.
-	-	-	-	-	-	-	-	-	-	-	-	-	-	-	-	20,000-29,999 LB.
11	24	-	-	-	-	-	-	-	-	-	-	-	-	-	-	30,000-59,999 LB.
17	35	-	-	-	-	-	-	-	-	-	-	-	-	-	-	60,000-89,999 LB.
1	3	-	-	-	-	-	-	-	-	-	-	-	-	-	-	WEIGHT UNKNOWN
1	1	-	-	-	-	-	-	-	-	-	-	(Z)	(Z)	-	-	OISTANCE UNKNOWN WEIGHT UNKNOWN
37	-	-	-	-	-	-	-	-	-	-	-	-	-	10	10	-
37	-	-	-	-	-	-	-	-	-	-	-	-	-	-	-	-
6 030	2 971	187	81	6 249	1 314	22	25	26	16	-	-	39	25	357	61 22	-
321	188	4	1	181	24	9	10	(Z)	(Z)	-	-	31	19	6	6	UNOER 500 LB.
387	194	3	1	226	27	3	3	(Z)	(Z)	-	-	-	-	6	6	500-999 LB.
1 283	692	24	11	646	180	3	2	2	1	(Z)	-	(Z)	(Z)	8	15	1,000-4,999 LB.
755	343	15	12	587	182	1	1	2	1	-	-	-	-	10	9	5,000-9,999 LB.
926	413	47	18	894	234	-	-	5	6	-	-	-	-	11	14	10,000-19,999 LB.
437	232	40	28	697	194	-	-	2	(Z)	-	-	-	-	11	5	20,000-29,999 LB.
568	274	17	9	649	144	-	-	11	5	-	-	-	-	5	3	30,000-59,999 LB.
27	10	-	-	9	1	-	-	-	-	-	-	-	-	-	-	60,000-89,999 LB.
32	12	-	-	14	(Z)	-	-	-	-	-	-	-	-	-	-	90,000-OVER LB.
1 295	613	38	2	2 348	328	6	9	3	3	-	-	9	6	301	2	WEIGHT UNKNOWN
895	43	74	3	3 386	102	1	(Z)	(Z)	(Z)	-	-	8	(Z)	43	(Z)	UNOER 100 MI.
43	2	2	(Z)	141	3	(Z)	(Z)	(Z)	(Z)	-	-	6	(Z)	1	(Z)	UNOER 500 LB.
83	4	1	(Z)	171	2	1	(Z)	-	-	-	-	-	-	(Z)	(Z)	500-999 LB.
159	8	10	(Z)	300	10	-	-	(Z)	(Z)	-	-	-	-	1	(Z)	1,000-4,999 LB.
118	5	4	(Z)	240	8	-	-	-	-	-	-	-	-	1	(Z)	5,000-9,999 LB.
120	6	18	(Z)	373	14	-	-	-	-	-	-	-	-	1	(Z)	10,000-19,999 LB.
64	3	1	(Z)	314	11	-	-	-	-	-	-	-	-	2	(Z)	20,000-29,999 LB.
61	3	1	(Z)	264	11	-	-	-	-	-	-	-	-	-	-	30,000-59,999 LB.
2	(Z)	-	-	7	(Z)	-	-	-	-	-	-	-	-	-	-	60,000-89,999 LB.
10	(Z)	-	-	14	(Z)	-	-	-	-	-	-	-	-	-	-	90,000-OVER LB.
236	11	38	2	1 564	42	(Z)	(Z)	-	-	-	-	2	(Z)	38	(Z)	WEIGHT UNKNOWN
904	137	23	3	1 025	148	1	(Z)	7	1	-	-	3	1	7	1	100-199 MI.
35	5	(Z)	(Z)	10	1	(Z)	(Z)	(Z)	(Z)	-	-	3	(Z)	2	(Z)	UNDER 500 LB.
42	6	(Z)	(Z)	16	2	1	(Z)	(Z)	(Z)	-	-	-	-	2	(Z)	500-999 LB.
170	26	3	(Z)	96	14	(Z)	(Z)	1	(Z)	-	-	-	-	1	(Z)	1,000-4,999 LB.
121	19	3	(Z)	105	15	-	-	1	(Z)	-	-	-	-	1	(Z)	5,000-9,999 LB.
190	29	10	1	194	27	-	-	1	(Z)	-	-	-	-	2	(Z)	10,000-19,999 LB.
82	13	2	(Z)	156	24	-	-	2	(Z)	-	-	-	-	-	-	20,000-29,999 LB.
60	9	5	1	154	23	-	-	-	-	-	-	-	-	-	-	30,000-59,999 LB.
6	1	-	-	-	-	-	-	-	-	-	-	-	-	-	-	60,000-89,999 LB.
2	(Z)	-	-	-	-	-	-	-	-	-	-	-	-	-	-	90,000-OVER LB.
195	29	(Z)	(Z)	295	40	(Z)	(Z)	2	(Z)	-	-	1	(Z)	(Z)	(Z)	WEIGHT UNKNOWN
573	141	5	1	404	98	1	(Z)	11	3	-	-	2	1	6	1	200-299 MI.
30	7	(Z)	(Z)	5	1	(Z)	(Z)	(Z)	(Z)	-	-	2	(Z)	(Z)	(Z)	UNOER 500 LB.
29	7	(Z)	(Z)	5	1	(Z)	(Z)	(Z)	(Z)	-	-	-	-	-	-	500-999 LB.
108	27	(Z)	(Z)	31	8	(Z)	(Z)	(Z)	(Z)	-	-	-	-	-	-	1,000-4,999 LB.
53	13	-	-	37	9	-	-	1	(Z)	-	-	-	-	-	-	5,000-9,999 LB.
100	25	(Z)	(Z)	69	18	-	-	1	(Z)	-	-	-	-	-	-	10,000-19,999 LB.
42	10	3	1	29	7	-	-	-	-	-	-	-	-	2	(Z)	20,000-29,999 LB.
107	26	1	(Z)	103	24	-	-	9	3	-	-	-	-	-	-	30,000-59,999 LB.
1	(Z)	-	-	-	-	-	-	-	-	-	-	-	-	-	-	60,000-89,999 LB.
5	1	-	-	-	-	-	-	-	-	-	-	-	-	-	-	90,000-OVER LB.
98	24	(Z)	(Z)	125	31	(Z)	(Z)	-	-	-	-	(Z)	(Z)	4	1	WEIGHT UNKNOWN
1 153	466	20	8	526	205	2	1	-	-	-	-	4	2	2	1	300-499 MI.
56	23	(Z)	(Z)	12	5	1	(Z)	-	-	-	-	3	1	(Z)	(Z)	UNOER 500 LB.
72	29	-	-	16	6	(Z)	(Z)	-	-	-	-	-	-	(Z)	(Z)	500-999 LB.
269	111	1	(Z)	88	37	(Z)	(Z)	-	-	-	-	-	-	-	-	1,000-4,999 LB.
148	59	1	(Z)	53	21	-	-	-	-	-	-	-	-	-	-	5,000-9,999 LB.
158	62	13	5	76	30	-	-	-	-	-	-	-	-	1	(Z)	10,000-19,999 LB.
94	39	2	1	72	28	-	-	-	-	-	-	-	-	-	-	20,000-29,999 LB.
117	46	3	1	62	25	-	-	-	-	-	-	-	-	-	-	30,000-59,999 LB.
8	3	-	-	2	1	-	-	-	-	-	-	-	-	-	-	60,000-89,999 LB.
6	2	-	-	-	-	-	-	-	-	-	-	-	-	-	-	90,000-OVER LB.
225	92	(Z)	(Z)	144	52	1	(Z)	-	-	-	-	1	(Z)	-	-	WEIGHT UNKNOWN
1 959	1 319	46	33	677	476	8	5	3	2	-	-	15	11	24	16	500-999 MI.
106	72	1	1	8	6	3	2	-	-	-	-	12	9	1	(Z)	UNOER 500 LB.
124	86	1	1	15	10	(Z)	(Z)	(Z)	(Z)	-	-	-	-	1	1	500-999 LB.
461	313	9	7	111	75	2	1	(Z)	(Z)	-	-	(Z)	(Z)	1	1	1,000-4,999 LB.
264	175	1	1	125	88	1	1	-	-	-	-	-	-	7	4	5,000-9,999 LB.
305	201	1	1	160	109	-	-	-	-	-	-	-	-	3	2	10,000-19,999 LB.

TABLE 7. SHIPMENTS BY MANUFACTURING ESTABLISHMENTS--MAJOR COMMODITY, WEIGHT, AND DISTANCE OF SHIPMENT BY MEANS OF TRANSPORT: 1977--COA.

TCC CODE	MAJOR COMMODITY, WEIGHT, AND DISTANCE OF SHIPMENT	ALL SHIPMENTS						MEANS OF TRANSPORT					
		VALUE (MILLIONS OF DOLLARS) (A)	TONS (THOU- SANDS) (B)	TON-MILES (MIL- LIONS) (C)	STANDARD ERROR (PERCENT) FOR COLUMNS--			RAIL		MOTOR CARRIER			
					(A)	(B)	(C)	TONS (THOU- SANDS)	TON- MILES (MIL- LIONS)	TONS (THOU- SANDS)	TON- MILES (MIL- LIONS)		
22	TEXTILE MILL PRODUCTS . . . . .												
	20,000 TO 29,999 POUNDS . . . . .	577	278	197	17	22	24	59	44	122	81		
	30,000 TO 59,999 POUNDS . . . . .	767	362	252	14	15	16	108	71	192	133		
	60,000 TO 89,999 POUNDS . . . . .	119	38	25	50	50	47	28	20	9	5		
	90,000 AND OVER . . . . .	104	48	34	70	62	61	40	27	8	6		
	SHIPMENT WEIGHT UNKNOWN . . . . .	1 420	560	379	12	12	12	43	30	400	269		
	1,000 TO 1,499 MILES . . . . .	1 029	361	423	10	10	10	55	62	226	267		
	UNDER 500 POUNDS . . . . .	185	32	38	15	16	16	(Z)	(Z)	27	32		
	500 TO 999 POUNDS . . . . .	80	20	24	14	14	14	(Z)	(Z)	18	22		
	1,000 TO 4,999 POUNDS . . . . .	145	58	68	11	13	13	5	5	45	53		
	5,000 TO 9,999 POUNDS . . . . .	97	52	59	21	31	29	3	3	35	39		
	10,000 TO 19,999 POUNDS . . . . .	81	29	35	43	34	36	2	3	17	20		
	20,000 TO 29,999 POUNDS . . . . .	138	58	68	26	24	22	12	13	37	44		
	30,000 TO 59,999 POUNDS . . . . .	57	32	38	27	30	31	15	17	11	14		
	60,000 TO 89,999 POUNDS . . . . .	34	13	14	69	69	69	13	14	-	-		
	90,000 AND OVER . . . . .	34	13	14	69	69	69	13	14	-	-		
	SHIPMENT WEIGHT UNKNOWN . . . . .	214	68	81	37	35	36	5	6	37	44		
	1,500 MILES AND OVER . . . . .	1 561	519	1 064	7	7	6	82	161	303	631		
	UNDER 500 POUNDS . . . . .	199	34	72	10	9	9	1	2	23	47		
	500 TO 999 POUNDS . . . . .	94	27	57	16	14	15	3	6	19	39		
	1,000 TO 4,999 POUNDS . . . . .	326	102	218	12	13	14	11	22	73	157		
	5,000 TO 9,999 POUNDS . . . . .	129	43	85	15	14	14	6	12	22	44		
	10,000 TO 19,999 POUNDS . . . . .	151	66	130	23	24	24	4	8	42	81		
	20,000 TO 29,999 POUNDS . . . . .	109	61	125	30	35	35	5	11	30	68		
	30,000 TO 59,999 POUNDS . . . . .	14	9	18	38	56	58	8	17	1	1		
	60,000 TO 89,999 POUNDS . . . . .	2	2	3	100	100	100	1	2	1	2		
	90,000 AND OVER . . . . .	2	2	3	100	100	100	1	2	1	2		
	SHIPMENT WEIGHT UNKNOWN . . . . .	427	122	247	15	15	15	20	35	69	143		
	SHIPMENT DISTANCE UNKNOWN . . . . .	1 195	349	-	14	19	-	-	-	35	-		
	UNDER 500 POUNDS . . . . .	(Z)	(Z)	-	82	94	-	-	-	(Z)	-		
	1,000 TO 4,999 POUNDS . . . . .	4	1	-	96	95	-	-	-	(Z)	-		
	SHIPMENT WEIGHT UNKNOWN . . . . .	1 190	348	-	14	19	-	-	-	35	-		
23	APPAREL, OTHER FINISHED TEXTILE PRODUCTS, INCL. KNIT.	45 988	5 645	2 380	5	31	22	279	179	2 744	1 379		
	UNDER 500 POUNDS . . . . .	16 060	1 127	773	9	7	7	6	6	662	442		
	500 TO 999 POUNDS . . . . .	2 616	333	200	13	10	13	2	2	250	157		
	1,000 TO 4,999 POUNDS . . . . .	4 992	805	394	10	9	9	13	17	568	293		
	5,000 TO 9,999 POUNDS . . . . .	1 390	297	114	15	15	19	21	14	167	66		
	10,000 TO 19,999 POUNDS . . . . .	1 203	242	93	14	14	14	55	28	88	36		
	20,000 TO 29,999 POUNDS . . . . .	750	160	66	17	17	24	64	21	45	21		
	30,000 TO 59,999 POUNDS . . . . .	980	277	96	25	32	14	60	41	88	30		
	60,000 TO 89,999 POUNDS . . . . .	64	56	3	65	72	78	7	2	49	1		
	90,000 AND OVER . . . . .	31	13	2	74	71	66	2	(Z)	-	-		
	SHIPMENT WEIGHT UNKNOWN . . . . .	17 903	2 335	639	10	54	51	49	47	826	332		
	UNDER 100 MILES . . . . .	13 482	1 915	58	6	9	16	59	3	573	24		
	UNDER 500 POUNDS . . . . .	2 667	198	6	17	8	8	(Z)	(Z)	92	4		
	500 TO 999 POUNDS . . . . .	512	82	3	17	16	21	(Z)	(Z)	50	2		
	1,000 TO 4,999 POUNDS . . . . .	1 162	188	8	23	19	20	-	-	90	4		
	5,000 TO 9,999 POUNDS . . . . .	249	56	2	19	20	26	3	(Z)	20	6		
	10,000 TO 19,999 POUNDS . . . . .	255	58	3	35	36	32	7	(Z)	14	1		
	20,000 TO 29,999 POUNDS . . . . .	228	45	2	21	18	29	28	1	2	(Z)		
	30,000 TO 59,999 POUNDS . . . . .	333	121	5	53	54	67	17	1	20	1		
	60,000 TO 89,999 POUNDS . . . . .	35	48	(Z)	100	100	100	-	-	48	(Z)		
	90,000 AND OVER . . . . .	5	2	(Z)	100	100	100	2	(Z)	-	-		
	SHIPMENT WEIGHT UNKNOWN . . . . .	8 035	1 117	29	7	6	12	2	(Z)	237	12		
	100 TO 199 MILES . . . . .	4 539	650	95	18	14	15	19	3	381	56		
	UNDER 500 POUNDS . . . . .	1 019	82	12	12	10	10	(Z)	(Z)	57	8		
	500 TO 999 POUNDS . . . . .	356	35	5	22	27	23	-	-	29	4		
	1,000 TO 4,999 POUNDS . . . . .	672	133	19	27	43	50	-	-	107	15		
	5,000 TO 9,999 POUNDS . . . . .	250	75	11	36	24	26	(Z)	(Z)	49	7		
	10,000 TO 19,999 POUNDS . . . . .	316	50	8	26	20	23	11	2	23	3		
	20,000 TO 29,999 POUNDS . . . . .	46	20	3	31	55	56	2	(Z)	14	2		
	30,000 TO 59,999 POUNDS . . . . .	44	29	4	47	51	51	-	-	18	3		
	60,000 TO 89,999 POUNDS . . . . .	4	4	(Z)	100	100	100	4	(Z)	-	-		
	90,000 AND OVER . . . . .	26	12	2	100	100	100	-	-	-	-		
	SHIPMENT WEIGHT UNKNOWN . . . . .	1 806	211	31	36	24	25	1	(Z)	85	13		
	200 TO 299 MILES . . . . .	3 165	385	95	9	87	88	27	7	218	54		
	UNDER 500 POUNDS . . . . .	1 041	82	20	8	22	19	(Z)	(Z)	53	13		
	500 TO 999 POUNDS . . . . .	278	29	8	26	31	34	(Z)	(Z)	19	5		
	1,000 TO 4,999 POUNDS . . . . .	434	77	20	22	21	23	1	(Z)	50	13		
	5,000 TO 9,999 POUNDS . . . . .	163	34	8	21	18	19	3	1	18	4		
	10,000 TO 19,999 POUNDS . . . . .	107	19	5	31	40	42	2	(Z)	9	2		
	20,000 TO 29,999 POUNDS . . . . .	133	12	3	33	28	28	6	2	3	1		
	30,000 TO 59,999 POUNDS . . . . .	155	26	6	11	25	26	5	1	8	2		
	SHIPMENT WEIGHT UNKNOWN . . . . .	855	105	25	25	96	96	8	2	59	14		
	300 TO 499 MILES . . . . .	5 900	704	288	13	11	11	37	15	403	162		
	UNDER 500 POUNDS . . . . .	2 416	182	73	10	9	9	(Z)	(Z)	115	46		
	500 TO 999 POUNDS . . . . .	329	42	17	46	37	39	(Z)	(Z)	36	14		
	1,000 TO 4,999 POUNDS . . . . .	745	101	40	34	27	28	1	(Z)	79	31		
	5,000 TO 9,999 POUNDS . . . . .	276	57	23	47	52	51	2	1	38	14		
	10,000 TO 19,999 POUNDS . . . . .	213	43	18	21	16	15	14	6	13	5		
	20,000 TO 29,999 POUNDS . . . . .	140	31	13	48	34	35	8	4	9	3		
	30,000 TO 59,999 POUNDS . . . . .	87	36	14	27	32	29	11	4	18	8		
	90,000 AND OVER . . . . .	(Z)	(Z)	(Z)	100	100	100	-	-	-	-		
	SHIPMENT WEIGHT UNKNOWN . . . . .	1 694	212	89	17	17	17	(Z)	(Z)	96	39		
	500 TO 999 MILES . . . . .	9 548	1 157	789	6	6	6	80	54	703	486		
	UNDER 500 POUNDS . . . . .	4 427	323	231	9	7	8	2	2	201	142		

MEANS OF TRANSPORT--CON.

MOTOR CARRIER--CON.				PRIVATE TRUCK	AIR		WATER		PIPELINE		PARCEL DELIVERY		OTHER AND UNKNOWN		TCC CODE, WEIGHT, AND DISTANCE	
ICC		NON-ICC			TONS (THOU-SANOS)	TON-MILES (MIL-LIONS)	TONS (THOU-SANOS)	TON-MILES (MIL-LIONS)	TONS (THOU-SANOS)	TON-MILES (MIL-LIONS)	TONS (THOU-SANOS)	TON-MILES (MIL-LIONS)	TONS (THOU-SANOS)	TON-MILES (MIL-LIONS)		TONS (THOU-SANOS)
92	61	29	20	90											67	
189	131	3	3	55	43	-	-	3	2	-	-	-	-	5	3	30,000-59,999 LB.
9	5	-	-	-	-	-	-	-	-	-	-	-	-	-	-	60,000-89,999 LB.
8	6	-	-	-	-	-	-	-	-	-	-	-	-	-	-	90,000-OVER LB.
400	269	(Z)	(Z)	113	77	1	1	-	-	-	-	3	2	(Z)	(Z)	WEIGHT UNKNOWN
223	263	3	4	74	88	2	3	-	-	-	-	3	3	(Z)	(Z)	1,000-1,499 MI.
27	32	-	-	1	2	1	2	-	-	-	-	2	2	(Z)	(Z)	UNDER 500 LB.
18	22	-	-	1	1	(Z)	(Z)	-	-	-	-	-	-	(Z)	(Z)	500-999 LB.
45	53	(Z)	(Z)	8	10	-	-	-	-	-	-	-	-	-	-	1,000-4,999 LB.
35	39	-	-	15	17	-	-	-	-	-	-	-	-	-	-	5,000-9,999 LB.
17	20	(Z)	(Z)	9	12	-	-	-	-	-	-	-	-	-	-	10,000-19,999 LB.
36	43	(Z)	1	9	11	-	-	-	-	-	-	-	-	-	-	20,000-29,999 LB.
9	11	2	3	6	7	-	-	-	-	-	-	-	-	-	-	30,000-59,999 LB.
-	-	-	-	-	-	-	-	-	-	-	-	-	-	-	-	90,000-OVER LB.
37	44	-	-	25	29	1	1	-	-	-	-	1	1	(Z)	(Z)	WEIGHT UNKNOWN
287	601	16	30	101	196	7	16	4	10	-	-	4	9	18	41	1,500-OVER MI.
23	47	(Z)	(Z)	3	6	2	6	-	-	-	-	3	6	2	6	UNDER 500 LB.
19	39	(Z)	(Z)	2	4	1	2	(Z)	(Z)	-	-	-	-	2	5	500-999 LB.
71	154	1	3	12	25	(Z)	1	-	-	-	-	-	-	6	14	1,000-4,999 LB.
16	34	5	10	12	24	-	-	(Z)	1	-	-	-	-	2	4	5,000-9,999 LB.
36	71	6	10	12	24	-	-	2	6	-	-	-	-	5	12	10,000-19,999 LB.
27	62	3	5	26	46	-	-	-	-	-	-	-	-	-	-	20,000-29,999 LB.
24	48	(Z)	1	5	11	-	-	-	-	-	-	-	-	-	-	30,000-59,999 LB.
1	2	-	-	-	-	-	-	-	-	-	-	-	-	-	-	60,000-89,999 LB.
69	143	-	-	29	57	3	7	1	3	-	-	1	2	(Z)	1	90,000-OVER LB.
35	-	-	-	55	-	-	-	-	-	-	-	(Z)	-	25B	-	OISTANCE UNKNOWN
(Z)	-	-	-	-	-	-	-	-	-	-	-	(Z)	-	-	-	UNDER 500 LB.
(Z)	-	-	-	1	-	-	-	-	-	-	-	-	-	-	-	1,000-4,999 LB.
35	-	-	-	54	-	-	-	-	-	-	-	(Z)	-	25B	-	WEIGHT UNKNOWN
2 645	1 357	99	22	1 978	416	73	79	2	1	-	-	429	286	140	38 23	
636	437	26	5	125	55	43	50	(Z)	(Z)	-	-	272	205	19	14	UNDER 500 LB.
243	157	7	(Z)	64	19	6	8	(Z)	(Z)	-	-	3	3	7	10	500-999 LB.
546	289	22	4	208	64	8	11	(Z)	(Z)	-	-	3	2	4	7	1,000-4,999 LB.
167	66	(Z)	(Z)	103	30	1	(Z)	(Z)	(Z)	-	-	(Z)	(Z)	5	3	5,000-9,999 LB.
87	36	1	(Z)	97	28	(Z)	(Z)	(Z)	(Z)	-	-	-	-	1	(Z)	10,000-19,999 LB.
45	21	-	-	50	24	-	-	(Z)	(Z)	-	-	-	-	-	-	20,000-29,999 LB.
88	30	-	-	129	25	-	-	(Z)	(Z)	-	-	-	-	-	-	30,000-59,999 LB.
49	1	-	-	-	-	-	-	-	-	-	-	-	-	-	-	60,000-89,999 LB.
-	-	-	-	12	2	-	-	-	-	-	-	-	-	-	-	90,000-OVER LB.
783	320	43	12	1 189	169	14	10	1	(Z)	-	-	151	76	105	5	WEIGHT UNKNOWN
521	22	52	2	1 162	29	4	(Z)	1	(Z)	-	-	42	2	75	1	UNDER 100 MI.
78	3	14	(Z)	67	1	3	(Z)	-	-	-	-	30	1	6	(Z)	UNDER 500 LB.
43	2	7	(Z)	31	1	(Z)	(Z)	-	-	-	-	(Z)	(Z)	1	(Z)	500-999 LB.
88	4	2	(Z)	97	4	(Z)	(Z)	-	-	-	-	(Z)	(Z)	1	(Z)	1,000-4,999 LB.
20	1	-	-	28	1	-	-	-	-	-	-	-	-	4	(Z)	5,000-9,999 LB.
14	1	-	-	37	2	-	-	-	-	-	-	-	-	1	(Z)	10,000-19,999 LB.
2	(Z)	-	-	15	1	-	-	-	-	-	-	-	-	-	-	20,000-29,999 LB.
20	1	-	-	84	3	-	-	-	-	-	-	-	-	-	-	30,000-59,999 LB.
48	(Z)	-	-	-	-	-	-	-	-	-	-	-	-	-	-	60,000-89,999 LB.
207	11	30	1	803	16	(Z)	(Z)	1	(Z)	-	-	-	-	-	-	90,000-OVER LB.
361	52	21	4	209	30	5	1	1	(Z)	-	-	34	5	1	(Z)	100-199 MI.
57	8	(Z)	(Z)	5	1	(Z)	(Z)	(Z)	(Z)	-	-	19	3	(Z)	(Z)	UNDER 500 LB.
29	4	(Z)	(Z)	6	1	(Z)	(Z)	-	-	-	-	-	-	(Z)	(Z)	500-999 LB.
88	12	19	3	25	4	(Z)	(Z)	(Z)	(Z)	-	-	-	-	(Z)	(Z)	1,000-4,999 LB.
49	7	(Z)	(Z)	25	4	-	-	(Z)	(Z)	-	-	-	-	-	-	5,000-9,999 LB.
22	3	1	(Z)	17	3	-	-	(Z)	(Z)	-	-	-	-	-	-	10,000-19,999 LB.
14	2	-	-	4	1	-	-	(Z)	(Z)	-	-	-	-	-	-	20,000-29,999 LB.
18	3	-	-	11	1	-	-	(Z)	(Z)	-	-	-	-	-	-	30,000-59,999 LB.
-	-	-	-	-	-	-	-	-	-	-	-	-	-	-	-	60,000-89,999 LB.
-	-	-	-	12	2	-	-	-	-	-	-	-	-	-	-	90,000-OVER LB.
85	13	(Z)	(Z)	105	15	5	1	-	-	-	-	15	3	(Z)	(Z)	WEIGHT UNKNOWN
212	52	6	1	105	27	1	(Z)	1	(Z)	-	-	33	8	1	(Z)	200-299 MI.
47	12	6	1	9	2	(Z)	(Z)	(Z)	(Z)	-	-	20	5	1	(Z)	UNDER 500 LB.
19	5	(Z)	(Z)	10	3	-	-	(Z)	(Z)	-	-	(Z)	(Z)	(Z)	(Z)	500-999 LB.
50	13	-	-	27	8	(Z)	(Z)	(Z)	(Z)	-	-	-	-	-	-	1,000-4,999 LB.
18	4	-	-	13	3	-	-	(Z)	(Z)	-	-	(Z)	(Z)	-	-	5,000-9,999 LB.
9	2	-	-	8	2	-	-	(Z)	(Z)	-	-	-	-	-	-	10,000-19,999 LB.
3	1	-	-	2	(Z)	-	-	(Z)	(Z)	-	-	-	-	-	-	20,000-29,999 LB.
8	2	-	-	12	3	-	-	(Z)	(Z)	-	-	-	-	-	-	30,000-59,999 LB.
59	14	(Z)	(Z)	25	6	(Z)	(Z)	-	-	-	-	13	3	(Z)	(Z)	WEIGHT UNKNOWDN
393	158	10	4	173	75	14	6	-	-	-	-	75	29	2	1	300-499 MI.
112	45	3	1	7	3	9	4	-	-	-	-	48	19	2	1	UNDER 500 LB.
36	14	(Z)	(Z)	5	2	1	1	-	-	-	-	-	-	-	-	500-999 LB.
79	31	1	(Z)	17	6	2	1	-	-	-	-	-	-	1	(Z)	1,000-4,999 LB.
38	14	(Z)	(Z)	17	8	1	(Z)	-	-	-	-	(Z)	(Z)	-	-	5,000-9,999 LB.
13	5	-	-	16	7	(Z)	(Z)	-	-	-	-	-	-	-	-	10,000-19,999 LB.
9	3	-	-	14	6	-	-	-	-	-	-	-	-	-	-	20,000-29,999 LB.
18	8	-	-	7	3	-	-	-	-	-	-	-	-	-	-	30,000-59,999 LB.
-	-	-	-	(Z)	(Z)	-	-	-	-	-	-	-	-	-	-	90,000-OVER LB.
89	36	7	3	88	40	2	1	-	-	-	-	25	9	(Z)	(Z)	WEIGHT UNKNOWN
701	485	2	2	228	144	17	13	-	-	-	-	120	86	9	7	500-999 MI.
199	141	2	1	15	11	11	9	-	-	-	-	88	63	6	4	UNDER 500 LB.

22



TABLE 7. SHIPMENTS BY MANUFACTURING ESTABLISHMENTS--MAJOR COMMODITY, WEIGHT, AND DISTANCE OF SHIPMENT BY MEANS OF TRANSPORT: 1977--CON.

TCC CODE	MAJOR COMMODITY, WEIGHT, AND DISTANCE OF SHIPMENT	ALL SHIPMENTS						MEANS OF TRANSPORT				
		VALUE (MILLIONS OF DOLLARS) (A)	TONS (THOUSANDS) (B)	TON-MILES (MILLIONS) (C)	STANDARD ERROR (PERCENT) FDR COLUMNS--			RAIL		MOTOR CARRIER		TOTAL
					(A)	(B)	(C)	TONS (THOUSANDS)	TON-MILES (MILLIONS)	TONS (THOUSANDS)	TON-MILES (MILLIONS)	
23	APPAREL, OTHER FINISHED TEXTILE PRODUCTS, INCL. KNIT.											
	500 TO 999 POUNDS	610	85	61	18	19		1			70	50
	1,000 TO 4,999 POUNDS	1 208	201	138	19	18	5	4			164	111
	5,000 TO 9,999 POUNDS	349	58	39	36	25	12	9			30	21
	10,000 TO 19,999 POUNDS	233	58	38	17	20	17	11			25	16
	20,000 TO 29,999 POUNDS	163	39	26	28	30	14	8			14	10
	30,000 TO 59,999 POUNDS	159	43	31	28	18	12	8			23	17
	60,000 TO 89,999 POUNDS	25	3	2	100	100	3	2			(Z)	(Z)
	SHIPMENT WEIGHT UNKNOWN	2 375	347	224	12	13	14	10			175	119
	1,000 TO 1,499 MILES	3 277	270	322	12	12	13	16			177	212
	UNDER 500 POUNDS	1 858	112	132	16	16	15	1			71	82
	500 TO 999 POUNDS	192	18	21	36	25	27	(Z)			14	17
	1,000 TO 4,999 POUNDS	361	53	64	22	14	14	1			46	57
	5,000 TO 9,999 POUNDS	59	7	8	59	53	51	-			6	7
	10,000 TO 19,999 POUNDS	28	5	5	38	40	40	1			3	3
	20,000 TO 29,999 POUNDS	22	7	8	51	55	60	4			1	1
	30,000 TO 59,999 POUNDS	115	8	9	72	76	75	2			(Z)	(Z)
	SHIPMENT WEIGHT UNKNOWN	642	61	75	21	25	26	4			35	44
	1,500 MILES AND OVER	4 430	360	732	10	10	10	39			192	386
	UNDER 500 POUNDS	2 630	148	299	15	10	10	2			3	147
	500 TO 999 POUNDS	339	42	86	21	17	18	1			33	65
	1,000 TO 4,999 POUNDS	410	52	105	14	23	23	5			31	62
	5,000 TO 9,999 POUNDS	45	11	22	32	41	40	2			4	12
	10,000 TO 19,999 POUNDS	52	9	17	29	33	33	4			8	3
	20,000 TO 29,999 POUNDS	18	5	11	51	68	66	(Z)			(Z)	1
	30,000 TO 59,999 POUNDS	86	13	27	32	33	32	12			24	(Z)
	SHIPMENT WEIGHT UNKNOWN	850	79	165	20	13	13	14			30	44
	SHIPMENT DISTANCE UNKNOWN	1 646	204	-	44	22	-	6			-	95
	UNDER 500 POUNDS	7	(Z)	-	66	61	-	-			-	(Z)
	SHIPMENT WEIGHT UNKNOWN	1 645	204	-	44	22	-	6			-	95
24	LUMBER AND WOOD PRODUCTS, EXCEPT FURNITURE.	38 987	356 978	57 967	4	13	9	69 670	31 001	64 623	8 132	
	UNDER 500 POUNDS	1 035	389	95	16	16	28	4			4	64
	500 TO 999 POUNDS	653	359	54	18	19	20	3			3	81
	1,000 TO 4,999 POUNDS	1 505	1 554	264	16	16	15	30			37	321
	5,000 TO 9,999 POUNDS	1 240	2 174	315	15	25	13	40			41	310
	10,000 TO 19,999 POUNDS	2 714	5 800	937	14	33	21	124			139	1 000
	20,000 TO 29,999 POUNDS	2 627	4 634	1 133	11	14	16	177			176	1 420
	30,000 TO 59,999 POUNDS	9 010	44 528	10 897	7	14	11	1 632			1 693	12 252
	60,000 TO 89,999 POUNDS	3 050	13 321	9 230	15	34	17	7 395			8 160	3 336
	90,000 AND OVER	5 777	61 374	19 166	8	11	15	30 169			15 747	5 717
	SHIPMENT WEIGHT UNKNOWN	11 377	222 844	15 876	11	20	28	30 095			5 002	40 071
	UNDER 100 MILES	14 943	203 826	7 455	7	19	29	34 077			1 521	43 432
	UNDER 500 POUNDS	489	223	7	16	23	24	(Z)			(Z)	13
	500 TO 999 POUNDS	441	256	7	23	25	22	-			-	11
	1,000 TO 4,999 POUNDS	820	1 072	24	20	19	18	1			(Z)	85
	5,000 TO 9,999 POUNDS	602	1 530	41	25	35	21	(Z)			(Z)	78
	10,000 TO 19,999 POUNDS	755	3 506	96	10	39	34	8			1	364
	20,000 TO 29,999 POUNDS	835	2 070	78	15	15	18	2			(Z)	368
	30,000 TO 59,999 POUNDS	2 797	18 205	890	13	20	22	147			5	2 568
	60,000 TO 89,999 POUNDS	351	3 621	152	33	43	50	732			26	1 763
	90,000 AND OVER	1 704	33 925	737	7	11	13	9 967			191	2 327
	SHIPMENT WEIGHT UNKNOWN	6 149	139 419	5 423	15	26	36	23 220			1 299	35 857
	100 TO 199 MILES	5 605	35 130	4 973	9	19	19	6 721			868	8 089
	UNDER 500 POUNDS	140	60	9	25	25	27	-			-	29
	500 TO 999 POUNDS	50	28	4	26	26	26	-			-	12
	1,000 TO 4,999 POUNDS	202	142	20	26	19	18	2			(Z)	42
	5,000 TO 9,999 POUNDS	217	219	32	32	19	19	5			1	45
	10,000 TO 19,999 POUNDS	3 675	920	133	26	36	39	3			1	156
	20,000 TO 29,999 POUNDS	564	867	127	14	21	18	6			1	255
	30,000 TO 59,999 POUNDS	1 876	10 064	1 458	12	21	21	91			14	3 517
	60,000 TO 89,999 POUNDS	310	2 011	300	45	70	72	355			51	906
	90,000 AND OVER	594	6 779	944	12	44	46	2 434			335	2 795
	SHIPMENT WEIGHT UNKNOWN	976	14 040	1 947	22	30	29	3 826			466	330
	200 TO 299 MILES	3 521	17 309	4 119	10	23	21	2 330			578	3 054
	UNDER 500 POUNDS	72	19	5	30	16	16	(Z)			(Z)	13
	500 TO 999 POUNDS	41	25	6	42	43	44	(Z)			(Z)	20
	1,000 TO 4,999 POUNDS	93	69	17	22	17	17	(Z)			(Z)	22
	5,000 TO 9,999 POUNDS	119	122	31	22	19	20	1			(Z)	50
	10,000 TO 19,999 POUNDS	459	558	133	23	30	29	7			2	132
	20,000 TO 29,999 POUNDS	410	607	148	26	24	24	8			2	237
	30,000 TO 59,999 POUNDS	1 205	5 712	1 390	16	26	26	133			35	1 766
	60,000 TO 89,999 POUNDS	217	967	249	21	33	34	420			107	364
	90,000 AND OVER	332	2 035	485	16	21	20	1 580			386	40
	SHIPMENT WEIGHT UNKNOWN	572	7 195	1 655	28	50	49	180			46	409
	300 TO 499 MILES	3 767	21 046	7 608	8	41	38	5 854			2 201	3 255
	UNDER 500 POUNDS	76	25	10	32	24	23	(Z)			(Z)	17
	500 TO 999 POUNDS	34	14	5	30	31	35	1			(Z)	7
	1,000 TO 4,999 POUNDS	146	114	45	25	22	23	3			1	64
	5,000 TO 9,999 POUNDS	115	130	51	23	20	21	5			2	51
	10,000 TO 19,999 POUNDS	405	408	157	17	14	13	21			8	160
	20,000 TO 29,999 POUNDS	390	538	206	22	40	39	25			11	315
	30,000 TO 59,999 POUNDS	1 156	5 036	1 875	14	17	17	137			58	1 875
	60,000 TO 89,999 POUNDS	250	1 117	447	20	33	30	616			255	1 51
	90,000 AND OVER	516	4 801	1 788	18	51	47	4 275			1 586	218
	SHIPMENT WEIGHT UNKNOWN	678	8 863	3 024	41	84	83	771			279	397
	500 TO 999 MILES	4 805	17 027	11 898	9	16	16	10 199			7 168	3 305

MEANS OF TRANSPORT--CON.

MOTOR CARRIER--CON.				PRIVATE TRUCK	AIR		WATER		PIPELINE		PARCEL DELIVERY		OTHER AND UNKNOWN		TCC CODE, WEIGHT, AND DISTANCE	
ICC	NON-ICC				TONS (THOU-SANOS)	TON-MILES (MIL-LIONS)	TONS (THOU-SANOS)	TON-MILES (MIL-LIONS)	TONS (THOU-SANOS)	TON-MILES (MIL-LIONS)	TONS (THOU-SANOS)	TON-MILES (MIL-LIONS)	TONS (THOU-SANOS)	TON-MILES (MIL-LIONS)		TONS (THOU-SANOS)
70	50	(Z)	(Z)	8	6	2	2	-	-	-	-	1	1	3	2	500-999 LB.
164	110	(Z)	(Z)	29	22	2	1	-	-	-	-	1	(Z)	(Z)	(Z)	1,000-4,999 LB.
30	21	-	-	16	10	(Z)	(Z)	-	-	-	-	-	-	-	-	5,000-9,999 LB.
25	16	-	-	16	11	-	-	-	-	-	-	-	-	-	-	10,000-19,999 LB.
14	10	-	-	11	7	-	-	-	-	-	-	-	-	-	-	20,000-29,999 LB.
23	17	-	-	8	6	-	-	-	-	-	-	-	-	-	-	30,000-59,999 LB.
(Z)	(Z)	-	-	-	-	-	-	-	-	-	-	-	-	-	-	60,000-89,999 LB.
175	119	(Z)	(Z)	125	72	2	2	-	-	-	-	30	21	(Z)	(Z)	WEIGHT UNKNOWN
171	203	7	9	30	35	9	11	-	-	-	-	40	48	1	1	1,000-1,499 MI.
70	82	(Z)	1	7	9	5	6	-	-	-	-	27	32	1	1	UNOER 500 LB.
14	17	(Z)	(Z)	3	3	1	1	-	-	-	-	-	-	-	-	500-999 LB.
46	57	-	-	4	5	(Z)	(Z)	-	-	-	-	1	1	-	-	1,000-4,999 LB.
6	7	-	-	1	1	-	-	-	-	-	-	-	-	-	-	5,000-9,999 LB.
3	3	-	-	1	1	-	-	-	-	-	-	-	-	-	-	10,000-19,999 LB.
1	1	-	-	1	1	-	-	-	-	-	-	-	-	-	-	20,000-29,999 LB.
(Z)	(Z)	-	-	6	6	-	-	-	-	-	-	-	-	-	-	30,000-59,999 LB.
28	35	6	8	7	9	3	3	-	-	-	-	12	15	-	-	WEIGHT UNKNOWN
192	385	(Z)	1	40	77	22	48	(Z)	1	-	-	53	109	12	29	1,500-OVER MI.
73	146	(Z)	1	14	29	15	31	(Z)	(Z)	-	-	41	82	3	7	UNOER 500 LB.
33	65	-	-	2	4	2	5	(Z)	(Z)	-	-	1	2	4	8	500-999 LB.
31	62	-	-	9	16	4	8	-	-	-	-	-	-	2	7	1,000-4,999 LB.
6	12	-	-	2	3	-	-	-	-	-	-	-	-	1	3	5,000-9,999 LB.
3	5	-	-	2	4	-	-	-	-	-	-	-	-	-	-	10,000-19,999 LB.
1	3	-	-	4	7	-	-	-	-	-	-	-	-	-	-	20,000-29,999 LB.
(Z)	1	-	-	1	2	-	-	-	-	-	-	-	-	-	-	30,000-59,999 LB.
44	91	(Z)	(Z)	6	11	2	4	-	-	-	-	11	25	2	4	WEIGHT UNKNOWN
95	-	-	-	30	-	(Z)	-	-	-	-	-	33	-	40	-	DISTANCE UNKNOWN
(Z)	-	-	-	(Z)	-	-	-	-	-	-	-	(Z)	-	-	-	UNOER 500 LB.
95	-	-	-	30	-	(Z)	-	-	-	-	-	33	-	40	-	WEIGHT UNKNOWN
33 965	7 108	30 659	1 025	153 482	17 064	7	1	12 912	1 668	-	-	33	18	56 250	83 24	
115	64	1	(Z)	248	15	(Z)	(Z)	2	1	-	-	19	11	(Z)	(Z)	UNOER 500 LB.
79	34	2	(Z)	275	16	(Z)	(Z)	(Z)	(Z)	-	-	(Z)	(Z)	-	-	500-999 LB.
307	140	14	2	1 200	85	-	-	2	(Z)	-	-	(Z)	(Z)	1	1	1,000-4,999 LB.
275	118	35	2	1 818	148	-	-	4	6	-	-	-	-	3	(Z)	5,000-9,999 LB.
945	284	54	6	4 640	451	-	-	25	53	-	-	-	-	11	4	10,000-19,999 LB.
1 093	455	327	37	3 032	464	-	-	2	1	-	-	-	-	3	(Z)	20,000-29,999 LB.
10 181	3 684	2 071	304	30 562	5 184	6	(Z)	51	28	-	-	-	-	25	5	30,000-59,999 LB.
1 885	324	1 451	187	2 559	545	-	-	27	15	-	-	-	-	3	(Z)	60,000-89,999 LB.
5 357	903	360	29	15 073	943	-	-	9 746	1 535	-	-	-	-	668	8	90,000-OVER LB.
13 728	1 102	26 343	457	94 075	9 213	(Z)	(Z)	3 052	29	-	-	13	8	55 537	65	WEIGHT UNKNOWN
15 226	525	28 206	525	106 368	4 574	6	(Z)	11 454	241	-	-	2	(Z)	8 486	68	UNOER 100 MI.
12	1	1	(Z)	207	6	(Z)	(Z)	2	(Z)	-	-	2	(Z)	(Z)	(Z)	UNOER 500 LB.
9	1	2	(Z)	245	6	-	-	(Z)	(Z)	-	-	-	-	-	-	500-999 LB.
75	2	10	(Z)	985	22	-	-	1	(Z)	-	-	(Z)	(Z)	1	(Z)	1,000-4,999 LB.
49	2	28	1	1 450	38	-	-	(Z)	(Z)	-	-	-	-	2	(Z)	5,000-9,999 LB.
325	14	39	1	3 128	80	-	-	4	(Z)	-	-	-	-	2	(Z)	10,000-19,999 LB.
168	9	200	6	1 700	62	-	-	(Z)	(Z)	-	-	-	-	1	(Z)	20,000-29,999 LB.
1 832	102	735	40	15 464	742	6	(Z)	18	(Z)	-	-	-	-	2	(Z)	30,000-59,999 LB.
1 141	57	623	36	1 112	33	-	-	10	(Z)	-	-	-	-	3	(Z)	60,000-89,999 LB.
2 032	60	295	12	12 593	246	-	-	8 377	225	-	-	-	-	661	3	90,000-OVER LB.
9 583	278	26 274	429	69 484	3 338	-	-	3 042	15	-	-	(Z)	(Z)	7 815	64	WEIGHT UNKNOWN
6 278	903	1 810	258	20 211	2 930	(Z)	(Z)	86	12	-	-	1	(Z)	21	3	100-199 MI.
29	4	(Z)	(Z)	30	4	(Z)	(Z)	(Z)	(Z)	-	-	1	(Z)	-	-	UNOER 500 LB.
12	2	(Z)	(Z)	15	2	(Z)	(Z)	-	-	-	-	-	-	-	-	500-999 LB.
41	6	1	(Z)	97	13	-	-	1	(Z)	-	-	(Z)	(Z)	-	-	1,000-4,999 LB.
39	6	6	1	169	24	-	-	-	-	-	-	-	-	-	-	5,000-9,999 LB.
146	20	10	2	759	110	-	-	1	(Z)	-	-	-	-	1	(Z)	10,000-19,999 LB.
207	30	48	7	604	89	-	-	(Z)	(Z)	-	-	-	-	2	(Z)	20,000-29,999 LB.
2 528	373	989	130	6 438	939	-	-	6	1	-	-	-	-	12	2	30,000-59,999 LB.
168	21	738	115	750	112	-	-	-	-	-	-	-	-	-	-	60,000-89,999 LB.
2 783	393	12	2	1 476	204	-	-	74	10	-	-	-	-	-	-	90,000-OVER LB.
324	47	6	1	9 873	1 432	-	-	4	1	-	-	(Z)	(Z)	7	1	WEIGHT UNKNOWN
2 806	706	248	63	11 913	2 769	(Z)	(Z)	1	(Z)	-	-	2	(Z)	9	2	200-299 MI.
13	3	(Z)	(Z)	3	1	-	-	-	-	-	-	2	(Z)	(Z)	(Z)	UNOER 500 LB.
20	5	-	-	5	1	(Z)	(Z)	(Z)	(Z)	-	-	-	-	-	-	500-999 LB.
21	5	1	(Z)	46	11	-	-	(Z)	(Z)	-	-	-	-	(Z)	(Z)	1,000-4,999 LB.
50	12	(Z)	(Z)	71	18	-	-	-	-	-	-	-	-	-	-	5,000-9,999 LB.
129	31	3	1	419	100	-	-	-	-	-	-	-	-	-	-	10,000-19,999 LB.
178	43	59	15	363	88	-	-	-	-	-	-	-	-	-	-	20,000-29,999 LB.
1 646	414	120	31	3 804	907	-	-	1	(Z)	-	-	-	-	9	2	30,000-59,999 LB.
326	89	38	10	183	44	-	-	-	-	-	-	-	-	-	-	60,000-89,999 LB.
19	4	22	5	414	90	-	-	-	-	-	-	-	-	-	-	90,000-OVER LB.
404	99	5	1	6 605	1 509	-	-	-	-	-	-	(Z)	(Z)	-	-	WEIGHT UNKNOWN
2 940	1 122	315	122	11 859	4 133	(Z)	(Z)	56	22	-	-	10	4	11	5	300-499 MI.
17	7	(Z)	(Z)	3	1	(Z)	(Z)	-	-	-	-	4	2	-	-	UNOER 500 LB.
7	3	-	-	6	2	-	-	-	-	-	-	(Z)	(Z)	-	-	500-999 LB.
63	25	1	(Z)	47	18	-	-	-	-	-	-	-	-	-	-	1,000-4,999 LB.
51	20	(Z)	(Z)	74	29	-	-	-	-	-	-	-	-	1	(Z)	5,000-9,999 LB.
160	64	(Z)	(Z)	219	81	-	-	-	-	-	-	-	-	8	3	10,000-19,999 LB.
299	114	15	6	197	75	-	-	1	1	-	-	-	-	-	-	20,000-29,999 LB.
1 689	638	186	70	3 011	1 105	-	-	10	4	-	-	-	-	2	1	30,000-59,999 LB.
124	46	28	12	340	130	-	-	10	4	-	-	-	-	-	-	60,000-89,999 LB.
188	76	30	10	273	101	-	-	35	14	-	-	-	-	-	-	90,000-OVER LB.
343	130	54	23	7 689	2 590	(Z)	(Z)	-	-	-	-	6	3	-	-	WEIGHT UNKNOWN
3 237	2 198	68	42	2 370	1 540	(Z)	(Z)	1 130	934	-	-	16	11	8	4	500-999 MI.

TABLE 7. SHIPMENTS BY MANUFACTURING ESTABLISHMENTS--MAJOR COMMOITY, WEIGHT, AND OISTANCE OF SHIPMENT BY MEANS OF TRANSPORT: 1977--CON.

TCC CODE	MAJOR COMMOITY, WEIGHT, AND OISTANCE OF SHIPMENT	ALL SHIPMENTS						MEANS OF TRANSPORT				
		VALUE (MILLIONS OF DOLLARS) (A)	TONS (THOU- SANOS) (B)	TON-MILES (MIL- LIONS) (C)	STANDARD ERROR (PERCENT) FOR COLUMNS--			RAIL		MOTOR CARRIER		
					(A)	(B)	(C)	TONS (THOU- SANOS)	TON- MILES (MIL- LIONS)	TONS (THOU- SANOS)	TON- MILES (MIL- LIONS)	
24	LUMBER AND WOOD PRODUCTS, EXCEPT FURNITURE. . . . .											
	UNDER 500 POUNDS . . . . .	118	40	28	35	27	26	2	1	28	19	
	500 TO 999 POUNDS . . . . .	67	30	20	50	35	33	(Z)	(Z)	27	17	
	1,000 TO 4,999 POUNDS . . . . .	155	96	68	13	16	17	9	7	68	47	
	5,000 TO 9,999 POUNDS . . . . .	135	128	89	22	25	25	13	10	68	49	
	10,000 TO 19,999 POUNDS . . . . .	298	283	192	12	12	12	29	23	149	103	
	20,000 TO 29,999 POUNDS . . . . .	318	394	276	15	24	22	78	60	178	124	
	30,000 TO 59,999 POUNDS . . . . .	1 175	3 752	2 476	16	21	19	401	296	1 893	1 259	
	60,000 TO 89,999 POUNDS . . . . .	497	1 809	1 317	18	26	28	1 589	1 177	120	76	
	90,000 AND OVER . . . . .	1 461	8 944	6 346	19	24	25	7 333	5 058	241	184	
	SHIPMENT WEIGHT UNKNOWN . . . . .	581	1 552	1 085	20	26	28	745	534	534	362	
	1,000 TO 1,499 MILES . . . . .	1 408	4 120	5 270	5	10	10	3 277	4 254	554	664	
	UNDER 500 POUNDS . . . . .	40	8	10	58	40	40	1	1	5	7	
	500 TO 999 POUNDS . . . . .	8	4	4	35	33	33	1	1	2	2	
	1,000 TO 4,999 POUNDS . . . . .	52	36	41	41	38	36	4	6	28	31	
	5,000 TO 9,999 POUNDS . . . . .	28	26	31	29	42	39	5	7	11	12	
	10,000 TO 19,999 POUNDS . . . . .	44	52	64	38	51	50	13	16	32	39	
	20,000 TO 29,999 POUNDS . . . . .	47	48	56	27	30	30	22	26	15	18	
	30,000 TO 59,999 POUNDS . . . . .	321	704	847	13	15	15	199	248	314	374	
	60,000 TO 89,999 POUNDS . . . . .	362	1 150	1 499	11	14	14	1 139	1 489	10	11	
	90,000 AND OVER . . . . .	338	1 448	1 887	17	18	19	1 430	1 864	7	9	
	SHIPMENT WEIGHT UNKNOWN . . . . .	169	646	830	21	25	25	463	596	129	161	
	1,500 MILES AND OVER . . . . .	3 057	8 324	16 645	13	11	12	7 209	14 411	534	1 005	
	UNDER 500 POUNDS . . . . .	99	13	27	61	51	53	1	2	11	24	
	500 TO 999 POUNDS . . . . .	12	3	7	70	56	58	1	2	2	5	
	1,000 TO 4,999 POUNDS . . . . .	36	25	50	50	41	46	12	22	11	24	
	5,000 TO 9,999 POUNDS . . . . .	23	20	39	57	35	40	10	20	8	15	
	10,000 TO 19,999 POUNDS . . . . .	77	72	160	26	28	33	43	88	7	15	
	20,000 TO 29,999 POUNDS . . . . .	62	110	242	25	42	46	36	76	52	121	
	30,000 TO 59,999 POUNDS . . . . .	476	1 042	1 960	21	23	22	524	1 037	319	557	
	60,000 TO 89,999 POUNDS . . . . .	1 063	2 646	5 266	13	16	17	2 543	5 056	21	38	
	90,000 AND OVER . . . . .	831	3 431	6 979	17	18	18	3 149	6 328	88	177	
	SHIPMENT WEIGHT UNKNOWN . . . . .	377	962	1 913	56	36	36	890	1 781	15	29	
	SHIPMENT OISTANCE UNKNOWN . . . . .	1 881	50 194	-	11	12	-	(Z)	-	2 400	-	
	UNDER 500 POUNDS . . . . .	2	1	-	92	82	-	-	-	-	-	
	1,000 TO 4,999 POUNDS . . . . .	(Z)	(Z)	-	100	100	-	-	-	-	-	
	10,000 TO 19,999 POUNDS . . . . .	1	1	-	71	78	-	(Z)	-	-	-	
	20,000 TO 29,999 POUNDS . . . . .	(Z)	(Z)	-	100	100	-	(Z)	-	-	-	
	30,000 TO 59,999 POUNDS . . . . .	3	14	-	66	76	-	-	-	(Z)	-	
	60,000 TO 89,999 POUNDS . . . . .	(Z)	11	-	100	100	-	-	-	-	-	
	90,000 AND OVER . . . . .	(Z)	11	-	100	100	-	-	-	-	-	
	SHIPMENT WEIGHT UNKNOWN . . . . .	1 875	50 167	-	11	12	-	-	-	2 400	-	
25	FURNITURE AND FIXTURES. . . . .	17 039	8 371	4 045	5	5	7	1 070	875	3 739	2 196	
	UNDER 500 POUNDS . . . . .	4 306	1 329	729	14	12	11	64	64	855	538	
	500 TO 999 POUNDS . . . . .	1 553	652	325	10	9	9	50	45	359	198	
	1,000 TO 4,999 POUNDS . . . . .	3 580	1 803	894	7	7	9	196	160	757	485	
	5,000 TO 9,999 POUNDS . . . . .	1 943	1 115	534	10	10	12	195	143	375	217	
	10,000 TO 19,999 POUNDS . . . . .	1 505	1 054	608	11	12	12	251	191	489	285	
	20,000 TO 29,999 POUNDS . . . . .	559	479	262	18	16	20	89	70	224	138	
	30,000 TO 59,999 POUNDS . . . . .	531	420	267	20	17	30	66	89	215	123	
	60,000 TO 89,999 POUNDS . . . . .	35	34	19	43	41	46	7	4	15	13	
	90,000 AND OVER . . . . .	90	154	107	46	50	54	59	47	37	34	
	SHIPMENT WEIGHT UNKNOWN . . . . .	2 936	1 331	301	12	17	15	93	62	412	165	
	UNDER 100 MILES . . . . .	3 924	2 087	75	9	11	13	11	1	513	23	
	UNDER 500 POUNDS . . . . .	885	288	9	24	20	17	(Z)	(Z)	96	4	
	500 TO 999 POUNDS . . . . .	286	125	5	17	17	21	(Z)	-	36	2	
	1,000 TO 4,999 POUNDS . . . . .	735	408	13	15	17	16	-	-	91	4	
	5,000 TO 9,999 POUNDS . . . . .	356	241	8	17	19	19	2	(Z)	38	1	
	10,000 TO 19,999 POUNDS . . . . .	221	177	8	31	42	36	7	(Z)	58	3	
	20,000 TO 29,999 POUNDS . . . . .	101	114	5	32	29	39	-	-	43	2	
	30,000 TO 59,999 POUNDS . . . . .	74	65	5	40	48	50	-	-	18	2	
	60,000 TO 89,999 POUNDS . . . . .	1	2	(Z)	99	95	100	-	-	(Z)	(Z)	
	90,000 AND OVER . . . . .	1	24	(Z)	70	72	50	2	(Z)	-	-	
	SHIPMENT WEIGHT UNKNOWN . . . . .	1 263	643	22	21	24	36	-	-	133	5	
	100 TO 199 MILES . . . . .	1 915	904	133	11	11	13	45	7	390	58	
	UNDER 500 POUNDS . . . . .	451	138	20	17	14	14	1	(Z)	94	14	
	500 TO 999 POUNDS . . . . .	208	92	13	23	22	22	3	1	52	8	
	1,000 TO 4,999 POUNDS . . . . .	494	233	34	17	13	13	6	1	67	10	
	5,000 TO 9,999 POUNDS . . . . .	226	122	18	28	30	32	6	1	43	7	
	10,000 TO 19,999 POUNDS . . . . .	96	96	14	19	51	57	22	4	48	7	
	20,000 TO 29,999 POUNDS . . . . .	91	55	7	23	21	25	4	(Z)	19	3	
	30,000 TO 59,999 POUNDS . . . . .	60	39	6	32	50	55	-	-	11	2	
	60,000 TO 89,999 POUNDS . . . . .	9	8	1	100	98	99	-	-	-	-	
	SHIPMENT WEIGHT UNKNOWN . . . . .	280	125	19	21	27	29	2	(Z)	55	9	
	200 TO 299 MILES . . . . .	1 527	883	220	7	7	7	101	26	520	131	
	UNDER 500 POUNDS . . . . .	388	125	32	14	11	11	2	(Z)	91	23	
	500 TO 999 POUNDS . . . . .	163	67	17	18	15	15	2	(Z)	39	10	
	1,000 TO 4,999 POUNDS . . . . .	326	178	44	13	14	14	24	6	91	23	
	5,000 TO 9,999 POUNDS . . . . .	189	141	36	20	17	17	27	7	63	16	
	10,000 TO 19,999 POUNDS . . . . .	151	135	33	23	24	23	23	6	79	20	
	20,000 TO 29,999 POUNDS . . . . .	56	58	15	44	38	37	2	(Z)	54	14	
	30,000 TO 59,999 POUNDS . . . . .	55	69	17	41	30	32	1	(Z)	55	14	
	60,000 TO 89,999 POUNDS . . . . .	(Z)	1	(Z)	70	85	84	-	-	(Z)	(Z)	
	SHIPMENT WEIGHT UNKNOWN . . . . .	198	109	28	19	22	22	21	6	47	11	
	300 TO 499 MILES . . . . .	2 644	1 285	508	10	7	7	178	75	696	273	
	UNDER 500 POUNDS . . . . .	821	252	99	23	16	15	6	3	186	73	
	500 TO 999 POUNDS . . . . .	274	114	46	19	14	13	7	3	72	29	



MEANS OF TRANSPORT--CON.

MOTOR CARRIER--CON.				MEANS OF TRANSPORT--CON.										TCC CODE, WEIGHT, AND DISTANCE			
ICC		NON-ICC		PRIVATE TRUCK		AIR		WATER		PIPELINE		PARCEL DELIVERY		OTHER AND UNKNOWN		TCC CODE, WEIGHT, AND DISTANCE	
TONS (THOUSANDS)	TON-MILES (MILLIONS)	TONS (THOUSANDS)	TON-MILES (MILLIONS)	TONS (THOUSANDS)	TON-MILES (MILLIONS)	TONS (THOUSANDS)	TON-MILES (MILLIONS)	TONS (THOUSANDS)	TON-MILES (MILLIONS)	TONS (THOUSANDS)	TON-MILES (MILLIONS)	TONS (THOUSANDS)	TON-MILES (MILLIONS)	TONS (THOUSANDS)	TON-MILES (MILLIONS)		
28	19	-	-	1	1	(Z)	(Z)	(Z)	(Z)	-	-	9	6	-	-	24	
27	17	(Z)	(Z)	3	2	-	-	-	-	-	-	-	-	-	-	-	UNOER 500 LB.
67	47	1	1	19	13	-	-	-	-	-	-	-	-	-	-	-	500-999 LB.
68	49	(Z)	(Z)	46	31	-	-	-	-	-	-	-	-	-	-	-	1,000-4,999 LB.
147	102	2	1	103	65	-	-	2	1	-	-	-	-	-	-	-	1,000-4,999 LB.
173	120	6	3	137	92	-	-	1	(Z)	-	-	-	-	-	-	-	5,000-9,999 LB.
1 B62	1 239	31	20	1 451	916	-	-	7	-	-	-	-	-	-	-	-	10,000-19,999 LB.
96	63	23	13	96	61	-	-	4	3	-	-	-	-	-	-	-	20,000-29,999 LB.
241	184	-	-	246	176	-	-	1 116	924	-	-	-	-	-	-	-	30,000-59,999 LB.
529	359	5	3	267	183	-	-	-	-	-	-	-	-	-	-	-	60,000-89,999 LB.
547	654	7	10	270	324	(Z)	(Z)	18	26	-	-	7	5	B	4	-	90,000-OVER LB.
5	7	2	-	1	1	(Z)	(Z)	(Z)	(Z)	-	-	1	1	-	-	-	WEIGHT UNKNOWN
2	2	-	-	1	1	-	-	-	-	-	-	-	-	-	-	-	1,000-1,499 MI.
28	31	-	-	3	3	-	-	-	-	-	-	-	-	-	-	-	UNOER 500 LB.
11	12	-	-	7	8	-	-	-	-	-	-	-	-	-	-	-	500-999 LB.
32	39	-	-	8	9	-	-	3	4	-	-	-	-	-	-	-	1,000-4,999 LB.
15	18	-	-	10	12	-	-	-	-	-	-	-	-	-	-	-	5,000-9,999 LB.
30B	366	6	8	185	217	-	-	5	8	-	-	-	-	-	-	-	10,000-19,999 LB.
9	9	1	1	-	-	-	-	-	-	-	-	-	-	-	-	-	20,000-29,999 LB.
7	9	-	-	-	-	-	-	10	15	-	-	-	-	-	-	-	30,000-59,999 LB.
129	161	-	-	53	72	(Z)	(Z)	-	-	-	-	(Z)	(Z)	-	-	-	60,000-89,999 LB.
531	999	4	6	413	794	(Z)	(Z)	167	432	-	-	1	2	(Z)	1	-	90,000-OVER LB.
11	23	(Z)	(Z)	(Z)	(Z)	(Z)	(Z)	(Z)	(Z)	-	-	1	1	(Z)	(Z)	1	WEIGHT UNKNOWN
2	5	-	-	(Z)	(Z)	-	-	-	-	-	-	-	-	-	-	-	1,500-OVER MI.
11	24	-	-	1	3	-	-	-	-	-	-	-	-	-	-	-	UNOER 500 LB.
B	15	-	-	1	1	-	-	(Z)	(Z)	-	-	-	-	-	-	-	500-999 LB.
7	13	(Z)	1	3	6	-	-	1	2	-	-	-	-	(Z)	1	-	1,000-4,999 LB.
52	121	-	-	21	45	-	-	19	52	-	-	-	-	-	-	-	5,000-9,999 LB.
316	552	3	5	196	358	-	-	4	9	-	-	-	-	-	-	-	10,000-19,999 LB.
21	38	-	-	78	164	-	-	-	-	-	-	-	-	-	-	-	20,000-29,999 LB.
BB	177	-	-	61	126	-	-	3	8	-	-	-	-	-	-	-	30,000-59,999 LB.
15	29	-	-	51	90	(Z)	(Z)	133	349	-	-	-	-	-	-	-	60,000-89,999 LB.
2 400	-	(Z)	-	78	-	-	-	6	13	-	-	(Z)	(Z)	-	-	-	90,000-OVER LB.
-	-	-	-	1	-	-	-	-	-	-	-	-	-	-	-	-	WEIGHT UNKNOWN
-	-	-	-	(Z)	-	-	-	-	-	-	-	-	-	-	-	-	UNOER 500 LB.
-	-	-	-	(Z)	-	-	-	-	-	-	-	-	-	-	-	-	1,000-4,999 LB.
-	-	-	-	-	-	-	-	-	-	-	-	-	-	-	-	-	10,000-19,999 LB.
-	-	(Z)	-	13	-	-	-	-	-	-	-	-	-	-	-	-	20,000-29,999 LB.
2 400	-	-	-	11	-	-	-	-	-	-	-	-	-	-	-	-	30,000-59,999 LB.
-	-	-	-	51	-	-	-	-	-	-	-	-	-	-	-	-	90,000-OVER LB.
3 603	2 094	137	102	3 297	878	5	9	17	33	-	-	27	15	216	40 25	-	WEIGHT UNKNOWN
849	535	6	3	382	108	2	2	1	4	-	-	19	11	5	3	-	UNOER 500 LB.
356	197	3	1	238	77	(Z)	1	1	2	-	-	(Z)	(Z)	3	3	-	500-999 LB.
74B	474	9	10	534	162	-	-	2	6	-	-	(Z)	(Z)	17	20	-	1,000-4,999 LB.
366	212	8	4	307	113	1	2	7	17	-	-	2	(Z)	9	5	-	5,000-9,999 LB.
479	268	10	16	165	54	-	-	-	-	-	-	-	-	-	-	-	10,000-19,999 LB.
206	98	18	40	122	53	-	-	(Z)	(Z)	-	-	-	-	-	-	-	20,000-29,999 LB.
201	103	13	21	11	2	-	-	-	-	-	-	-	-	-	-	-	30,000-59,999 LB.
15	13	-	-	53	20	-	-	-	-	-	-	-	-	-	-	-	60,000-89,999 LB.
37	34	-	-	22	65	-	-	-	-	-	-	-	-	-	-	-	90,000-OVER LB.
344	159	69	6	654	65	1	1	4	4	-	-	6	4	160	(Z)	-	WEIGHT UNKNOWN
455	21	58	2	1 505	51	(Z)	(Z)	2	(Z)	-	-	5	(Z)	51	1	-	UNOER 100 MI.
94	4	2	(Z)	185	5	(Z)	(Z)	-	-	-	-	4	(Z)	2	(Z)	-	UNOER 500 LB.
34	2	2	(Z)	89	3	(Z)	(Z)	-	-	-	-	-	-	1	(Z)	-	500-999 LB.
89	4	2	(Z)	314	9	-	-	-	-	-	-	1	(Z)	2	(Z)	-	1,000-4,999 LB.
38	1	(Z)	(Z)	200	7	-	-	1	(Z)	-	-	(Z)	(Z)	1	(Z)	-	5,000-9,999 LB.
57	3	1	(Z)	112	5	-	-	-	-	-	-	1	(Z)	1	(Z)	-	10,000-19,999 LB.
41	2	2	(Z)	71	3	-	-	-	-	-	-	-	-	-	-	-	20,000-29,999 LB.
18	2	(Z)	(Z)	34	2	-	-	-	-	-	-	-	-	-	-	-	30,000-59,999 LB.
(Z)	(Z)	-	-	2	-	-	-	-	-	-	-	-	-	-	-	-	60,000-89,999 LB.
83	3	50	2	477	17	-	-	(Z)	(Z)	-	-	(Z)	(Z)	33	(Z)	-	90,000-OVER LB.
386	57	4	1	465	67	(Z)	(Z)	(Z)	(Z)	-	-	2	(Z)	2	(Z)	-	WEIGHT UNKNOWN
93	13	1	(Z)	41	6	(Z)	(Z)	-	-	-	-	2	(Z)	2	(Z)	-	100-199 MI.
52	8	(Z)	(Z)	36	5	-	-	-	-	-	-	2	(Z)	(Z)	(Z)	-	UNOER 500 LB.
67	10	1	(Z)	159	23	-	-	-	-	-	-	-	-	-	-	-	500-999 LB.
41	7	2	(Z)	71	10	-	-	-	-	-	-	-	-	-	-	-	1,000-4,999 LB.
48	7	-	-	22	3	-	-	-	-	-	-	-	-	-	-	-	5,000-9,999 LB.
19	3	-	-	32	4	-	-	-	-	-	-	-	-	-	-	-	10,000-19,999 LB.
11	2	-	-	28	4	-	-	-	-	-	-	-	-	-	-	-	20,000-29,999 LB.
-	-	-	-	8	1	-	-	-	-	-	-	-	-	-	-	-	30,000-59,999 LB.
55	9	(Z)	(Z)	68	10	(Z)	(Z)	(Z)	(Z)	-	-	1	(Z)	(Z)	(Z)	-	60,000-89,999 LB.
499	126	21	5	253	62	(Z)	(Z)	(Z)	(Z)	-	-	3	1	5	1	-	200-299 MI.
91	23	(Z)	(Z)	29	7	(Z)	(Z)	-	-	-	-	3	1	(Z)	(Z)	-	UNOER 500 LB.
39	10	(Z)	(Z)	26	6	-	-	(Z)	(Z)	-	-	-	-	(Z)	(Z)	-	500-999 LB.
90	23	1	(Z)	62	15	-	-	-	-	-	-	-	-	-	-	-	1,000-4,999 LB.
61	16	1	(Z)	51	8	-	-	-	-	-	-	-	-	-	-	-	5,000-9,999 LB.
79	20	-	-	33	3	-	-	-	-	-	-	-	-	-	-	-	10,000-19,999 LB.
54	14	-	-	2	(Z)	-	-	-	-	-	-	-	-	-	-	-	20,000-29,999 LB.
55	14	-	-	9	2	-	-	-	-	-	-	-	-	-	-	-	30,000-59,999 LB.
(Z)	(Z)	-	-	1	(Z)	-	-	(Z)	(Z)	-	-	-	-	-	-	-	60,000-89,999 LB.
29	7	19	4	40	10	(Z)	(Z)	-	-	-	-	-	-	-	-	-	WEIGHT UNKNOWN
694	272	2	1	407	158	1	(Z)	-	-	-	-	(Z)	(Z)	(Z)	(Z)	-	300-499 MI.
186	73	1	(Z)	56	22	1	(Z)	-	-	-	-	3	1	(Z)	(Z)	-	UNOER 500 LB.
71	29	1	(Z)	35	14	(Z)	(Z)	-	-	-	-	2	1	(Z)	(Z)	-	500-999 LB.

TABLE 7. SHIPMENTS BY MANUFACTURING ESTABLISHMENTS--MAJOR COMMODITY, WEIGHT, AND DISTANCE OF SHIPMENT BY MEANS OF TRANSPORT: 1977--CON.

TCC CODE	MAJOR COMMODITY, WEIGHT, AND DISTANCE OF SHIPMENT	ALL SHIPMENTS						MEANS OF TRANSPORT				
		VALUE (HILLIONS OF DOLLARS) (A)	TONS (THOU- SANDS) (B)	TON-MILES (MIL- LIONS) (C)	STANDARD ERROR (PERCENT) FOR COLUMNS--			RAIL		MOTOR CARRIER		TOTAL
					(A)	(B)	(C)	TONS (THOU- SANDS)	TON- MILES (MIL- LIONS)	TONS (THOU- SANDS)	TON- MILES (MIL- LIONS)	
25	FURNITURE AND FIXTURES. . . . .											
	1,000 TO 4,999 POUNDS . . . . .	590	317	121	12	11	10	26	11	158	61	
	5,000 TO 9,999 POUNDS . . . . .	342	203	80	14	16	16	30	12	72	27	
	10,000 TO 19,999 POUNDS . . . . .	259	188	74	16	11	12	34	14	109	42	
	20,000 TO 29,999 POUNDS . . . . .	107	77	35	56	61	65	44	22	24	9	
	30,000 TO 59,999 POUNDS . . . . .	39	34	13	34	43	44	6	2	18	7	
	60,000 TO 89,999 POUNDS . . . . .	6	5	2	78	86	82	5	2	-	-	
	SHIPMENT WEIGHT UNKNOWN . . . . .	206	95	38	19	23	26	20	8	57	24	
	500 TO 999 MILES . . . . .	4 187	2 024	1 423	6	9	10	477	349	1 009	699	
	UNDER 500 POUNDS . . . . .	1 080	324	229	12	12	12	34	25	234	166	
	500 TO 999 POUNDS . . . . .	424	180	124	11	11	12	25	18	114	77	
	1,000 TO 4,999 POUNDS . . . . .	926	436	311	10	14	16	89	65	204	148	
	5,000 TO 9,999 POUNDS . . . . .	552	280	194	14	16	16	84	58	105	75	
	10,000 TO 19,999 POUNDS . . . . .	498	298	210	20	20	20	120	91	109	73	
	20,000 TO 29,999 POUNDS . . . . .	103	102	70	16	21	20	21	13	39	27	
	30,000 TO 59,999 POUNDS . . . . .	169	129	88	24	25	23	16	12	83	58	
	60,000 TO 89,999 POUNDS . . . . .	16	13	8	64	67	60	3	2	10	6	
	90,000 AND OVER . . . . .	79	123	90	51	58	60	57	47	29	18	
	SHIPMENT WEIGHT UNKNOWN . . . . .	359	141	98	13	14	13	30	19	81	60	
	1,000 TO 1,499 MILES . . . . .	1 051	461	546	9	10	9	95	112	264	315	
	UNDER 500 POUNDS . . . . .	290	85	101	18	16	15	8	9	63	75	
	500 TO 999 POUNDS . . . . .	77	30	36	22	21	21	4	5	21	25	
	1,000 TO 4,999 POUNDS . . . . .	269	117	137	19	13	13	28	34	65	76	
	5,000 TO 9,999 POUNDS . . . . .	148	79	95	18	16	17	29	34	27	34	
	10,000 TO 19,999 POUNDS . . . . .	116	66	79	27	32	30	6	7	37	46	
	20,000 TO 29,999 POUNDS . . . . .	27	23	26	37	34	33	1	1	19	22	
	30,000 TO 59,999 POUNDS . . . . .	46	32	38	44	32	32	17	20	9	11	
	60,000 TO 89,999 POUNDS . . . . .	2	2	2	100	100	100	-	-	2	2	
	SHIPMENT WEIGHT UNKNOWN . . . . .	75	28	32	25	30	30	1	2	21	24	
	1,500 MILES AND OVER . . . . .	1 315	567	1 140	8	10	10	157	306	343	697	
	UNDER 500 POUNDS . . . . .	391	117	239	16	20	20	13	26	89	183	
	500 TO 999 POUNDS . . . . .	119	43	85	20	16	15	9	18	24	47	
	1,000 TO 4,999 POUNDS . . . . .	259	116	234	14	16	17	22	43	81	167	
	5,000 TO 9,999 POUNDS . . . . .	130	50	104	19	20	20	17	32	27	56	
	10,000 TO 19,999 POUNDS . . . . .	159	97	189	21	20	19	40	71	48	94	
	20,000 TO 29,999 POUNDS . . . . .	74	50	104	34	32	34	17	33	27	62	
	30,000 TO 59,999 POUNDS . . . . .	86	52	101	58	54	56	26	55	20	35	
	60,000 TO 89,999 POUNDS . . . . .	2	2	5	77	86	90	-	-	2	5	
	90,000 AND OVER . . . . .	10	8	16	100	100	100	-	-	8	16	
	SHIPMENT WEIGHT UNKNOWN . . . . .	85	31	63	38	37	38	13	28	17	33	
	SHIPMENT DISTANCE UNKNOWN . . . . .	475	159	-	26	21	-	6	-	3	-	
	UNDER 500 POUNDS . . . . .	(2)	(2)	-	80	84	-	-	-	(2)	-	
	500 TO 999 POUNDS . . . . .	(2)	(2)	-	100	100	-	-	-	(2)	-	
	1,000 TO 4,999 POUNDS . . . . .	(2)	(2)	-	100	100	-	-	-	-	-	
	10,000 TO 19,999 POUNDS . . . . .	4	2	-	100	100	-	-	-	2	-	
	SHIPMENT WEIGHT UNKNOWN . . . . .	471	157	-	26	22	-	6	-	1	-	
26	PULP, PAPER, AND ALLIED PRODUCTS. . . . .	51 960	107 525	42 935	3	5	5	46 382	29 278	29 600	9 270	
	UNDER 500 POUNDS . . . . .	1 746	694	282	9	10	9	7	5	447	215	
	500 TO 999 POUNDS . . . . .	1 307	834	286	7	8	16	23	17	484	204	
	1,000 TO 4,999 POUNDS . . . . .	5 312	5 449	1 319	6	9	9	189	126	2 375	820	
	5,000 TO 9,999 POUNDS . . . . .	3 855	5 361	1 117	8	10	7	253	175	2 043	640	
	10,000 TO 19,999 POUNDS . . . . .	5 669	9 859	2 212	7	15	9	773	465	4 360	1 133	
	20,000 TO 29,999 POUNDS . . . . .	4 142	6 591	2 294	6	8	11	1 706	915	2 997	1 090	
	30,000 TO 59,999 POUNDS . . . . .	9 541	20 166	8 057	7	6	6	4 453	2 910	10 639	4 068	
	60,000 TO 89,999 POUNDS . . . . .	2 071	6 577	3 220	10	14	11	5 167	3 021	930	248	
	90,000 AND OVER . . . . .	9 646	34 599	19 219	9	10	10	28 554	18 311	2 399	229	
	SHIPMENT WEIGHT UNKNOWN . . . . .	8 672	17 396	4 928	12	12	15	5 257	3 334	2 925	725	
	UNDER 100 MILES . . . . .	14 941	31 824	968	7	9	7	2 744	119	9 628	341	
	UNDER 500 POUNDS . . . . .	503	205	6	19	21	7	(Z)	(Z)	89	4	
	500 TO 999 POUNDS . . . . .	472	359	11	16	12	11	(Z)	(Z)	117	4	
	1,000 TO 4,999 POUNDS . . . . .	2 206	2 983	96	9	13	16	7	(Z)	771	29	
	5,000 TO 9,999 POUNDS . . . . .	1 840	3 157	111	11	13	17	7	(Z)	739	27	
	10,000 TO 19,999 POUNDS . . . . .	2 378	5 179	182	13	25	17	27	1	1 824	75	
	20,000 TO 29,999 POUNDS . . . . .	871	1 810	75	11	13	14	170	9	718	31	
	30,000 TO 59,999 POUNDS . . . . .	1 307	4 105	142	11	12	11	398	9	1 856	75	
	60,000 TO 89,999 POUNDS . . . . .	263	1 316	27	22	30	28	312	13	668	9	
	90,000 AND OVER . . . . .	1 480	5 596	165	13	15	16	1 335	69	1 764	58	
	SHIPMENT WEIGHT UNKNOWN . . . . .	3 621	7 115	153	25	21	26	488	18	1 082	32	
	100 TO 199 MILES . . . . .	6 447	12 827	1 872	6	8	8	3 549	547	5 008	729	
	UNDER 500 POUNDS . . . . .	226	133	21	13	25	26	(Z)	(Z)	72	11	
	500 TO 999 POUNDS . . . . .	146	87	13	10	10	10	2	(Z)	61	9	
	1,000 TO 4,999 POUNDS . . . . .	684	762	110	18	19	20	16	3	427	64	
	5,000 TO 9,999 POUNDS . . . . .	521	674	95	14	14	13	18	2	375	53	
	10,000 TO 19,999 POUNDS . . . . .	969	1 598	225	11	17	17	50	7	868	125	
	20,000 TO 29,999 POUNDS . . . . .	798	1 381	198	14	21	20	200	31	657	92	
	30,000 TO 59,999 POUNDS . . . . .	1 512	3 484	519	13	16	15	301	49	1 951	286	
	60,000 TO 89,999 POUNDS . . . . .	184	609	99	28	35	37	475	80	66	10	
	90,000 AND OVER . . . . .	729	2 653	398	13	11	11	2 193	332	80	12	
	SHIPMENT WEIGHT UNKNOWN . . . . .	677	1 447	195	25	25	23	294	43	452	67	
	200 TO 299 MILES . . . . .	5 709	11 529	2 836	5	8	8	5 502	1 347	4 078	1 011	
	UNDER 500 POUNDS . . . . .	154	63	16	12	16	15	1	(Z)	50	12	
	500 TO 999 POUNDS . . . . .	138	106	26	27	43	44	2	1	96	24	
	1,000 TO 4,999 POUNDS . . . . .	518	397	98	8	11	10	19	5	262	65	
	5,000 TO 9,999 POUNDS . . . . .	371	403	96	11	16	16	19	5	226	54	
	10,000 TO 19,999 POUNDS . . . . .	628	810	199	9	13	12	115	29	443	109	
	20,000 TO 29,999 POUNDS . . . . .	633	900	223	10	14	14	246	62	430	104	

MEANS OF TRANSPORT--CON.

MOTOR CARRIER--CON.				PRIVATE TRUCK		AIR		WATER		PIPELINE		PARCEL DELIVERY		OTHER AND UNKNOWN		TCC CODE, WEIGHT, AND DISTANCE	
ICC		NON-ICC		TONS (THOU-SANOS)	TON-MILES (MIL-LIONS)	TONS (THOU-SANOS)	TON-MILES (MIL-LIONS)	TONS (THOU-SANOS)	TON-MILES (MIL-LIONS)	TONS (THOU-SANOS)	TON-MILES (MIL-LIONS)	TONS (THOU-SANOS)	TON-MILES (MIL-LIONS)	TONS (THOU-SANOS)	TON-MILES (MIL-LIONS)		
																25	
158	61	(Z)	(Z)	132	49	(Z)	(Z)	-	-	-	-	-	-	-	-	1,000-4,999 LB.	
72	27	-	-	102	41	-	-	-	-	-	-	-	-	-	-	5,000-9,999 LB.	
109	42	-	-	44	19	-	-	-	-	-	-	-	-	-	-	10,000-19,999 LB.	
24	9	-	-	10	3	-	-	-	-	-	-	-	-	-	-	20,000-29,999 LB.	
18	7	-	-	10	4	-	-	-	-	-	-	-	-	-	-	30,000-59,999 LB.	
-	-	-	-	-	-	-	-	-	-	-	-	-	-	-	-	60,000-89,999 LB.	
57	24	-	-	18	7	(Z)	(Z)	-	-	-	-	(Z)	(Z)	-	-	WEIGHT UNKNOWN	
1 002	693	8	6	507	351	1	(Z)	(Z)	(Z)	(Z)	-	10	7	19	16	500-999 HI.	
233	165	1	1	47	33	1	(Z)	(Z)	(Z)	(Z)	-	6	4	1	1	UNOER 500 LB.	
114	77	(Z)	(Z)	41	28	(Z)	(Z)	(Z)	(Z)	(Z)	-	-	-	1	(Z)	500-999 LB.	
202	142	2	1	139	98	-	-	-	-	-	-	-	-	4	3	1,000-4,999 LB.	
100	72	5	4	83	55	-	-	-	-	-	-	1	(Z)	7	5	5,000-9,999 LB.	
109	73	-	-	70	47	-	-	-	-	-	-	-	-	-	-	10,000-19,999 LB.	
39	27	-	-	42	30	-	-	-	-	-	-	-	-	-	-	20,000-29,999 LB.	
83	54	-	-	29	22	-	-	-	-	-	-	-	-	-	-	30,000-59,999 LB.	
10	6	-	-	-	-	-	-	-	-	-	-	-	-	-	-	60,000-89,999 LB.	
29	18	-	-	31	20	-	-	-	-	-	-	-	-	6	6	90,000-OVER LB.	
81	60	-	-	26	17	(Z)	(Z)	-	-	-	-	4	3	(Z)	(Z)	WEIGHT UNKNOWN	
263	314	1	1	91	105	1	2	4	5	-	-	2	2	5	6	1,000-1,499 HI.	
63	75	(Z)	(Z)	12	14	(Z)	1	-	-	-	-	2	2	1	1	UNOER 500 LB.	
21	25	-	-	4	4	(Z)	(Z)	-	-	-	-	(Z)	(Z)	1	1	500-999 LB.	
65	76	-	-	19	21	1	1	(Z)	(Z)	-	-	-	-	4	4	1,000-4,999 LB.	
27	34	-	-	22	27	-	-	-	-	-	-	-	-	-	-	5,000-9,999 LB.	
37	46	-	-	24	26	-	-	-	-	-	-	-	-	-	-	10,000-19,999 LB.	
18	21	1	1	3	3	-	-	-	-	-	-	-	-	-	-	20,000-29,999 LB.	
9	11	-	-	6	7	-	-	-	-	-	-	-	-	-	-	30,000-59,999 LB.	
2	2	-	-	-	-	-	-	-	-	-	-	-	-	-	-	60,000-89,999 LB.	
21	23	(Z)	(Z)	1	1	(Z)	(Z)	4	4	-	-	(Z)	(Z)	(Z)	(Z)	WEIGHT UNKNOWN	
300	611	43	86	44	84	2	6	11	28	-	-	2	3	8	15	1,500-OVER HI.	
88	181	1	2	12	22	(Z)	1	1	4	-	-	1	2	(Z)	1	UNOER 500 LB.	
24	47	-	-	7	16	(Z)	(Z)	1	2	-	-	-	-	1	2	500-999 LB.	
77	158	4	9	6	10	1	3	(Z)	(Z)	-	-	-	-	7	12	1,000-4,999 LB.	
27	56	-	-	5	10	-	-	2	6	-	-	-	-	-	-	5,000-9,999 LB.	
39	78	9	16	2	5	1	2	7	17	-	-	-	-	-	-	10,000-19,999 LB.	
12	22	16	39	6	9	-	-	-	-	-	-	-	-	-	-	20,000-29,999 LB.	
7	14	13	21	6	11	-	-	-	-	-	-	-	-	(Z)	(Z)	30,000-59,999 LB.	
2	5	-	-	-	-	-	-	-	-	-	-	-	-	-	-	60,000-89,999 LB.	
8	16	-	-	-	-	-	-	-	-	-	-	-	-	-	-	90,000-OVER LB.	
17	33	-	-	1	2	(Z)	(Z)	-	-	-	-	(Z)	1	-	-	WEIGHT UNKNOWN	
3	-	-	-	24	-	-	-	(Z)	-	-	-	(Z)	-	127	-	OISTANCE UNKNOWN	
(Z)	-	-	-	-	-	-	-	(Z)	-	-	-	(Z)	-	-	-	UNOER 500 LB.	
(Z)	-	-	-	-	-	-	-	-	-	-	-	-	-	-	-	500-999 LB.	
-	-	-	-	-	-	-	-	(Z)	-	-	-	-	-	-	-	1,000-4,999 LB.	
1	-	-	-	24	-	-	-	-	-	-	-	-	-	127	-	10,000-19,999 LB.	
26 129	8 938	3 471	332	25 826	3 842	38	17	1 466	394	-	-	59	32	4 154	102 26	WEIGHT UNKNOWN	
430	213	17	2	193	31	5	5	1	2	-	-	37	23	3	1	UNOER 500 LB.	
454	201	31	3	322	63	1	1	1	(Z)	-	-	(Z)	(Z)	2	1	500-999 LB.	
2 188	800	187	20	2 857	356	9	6	7	5	-	-	1	1	11	5	1,000-4,999 LB.	
1 823	612	220	28	3 011	287	14	2	33	12	-	-	(Z)	1	7	2	5,000-9,999 LB.	
3 383	1 045	977	88	4 698	599	-	-	23	14	-	-	-	-	-	4	1	10,000-19,999 LB.
2 651	1 025	346	65	1 868	285	-	-	11	3	-	-	(Z)	(Z)	8	1	20,000-29,999 LB.	
9 972	3 966	667	101	4 943	1 036	2	1	83	35	-	-	-	-	45	8	30,000-59,999 LB.	
512	124	418	4	397	58	-	-	82	14	-	-	-	-	-	-	60,000-89,999 LB.	
2 068	246	331	3	1 957	368	6	2	963	223	-	-	-	-	720	66	90,000-OVER LB.	
2 649	706	276	18	5 581	758	1	(Z)	261	86	-	-	19	8	3 352	18	WEIGHT UNKNOWN	
6 878	273	2 750	67	16 283	474	13	1	930	22	-	-	14	(Z)	2 212	11	UNOER 100 HI.	
76	3	13	(Z)	109	2	(Z)	(Z)	(Z)	(Z)	-	-	5	(Z)	2	(Z)	UNOER 500 LB.	
93	4	24	(Z)	239	6	-	-	1	(Z)	-	-	(Z)	(Z)	1	(Z)	500-999 LB.	
621	26	150	3	2 200	67	-	-	1	(Z)	-	-	(Z)	-	4	(Z)	1,000-4,999 LB.	
560	23	179	4	2 368	83	13	1	26	(Z)	-	-	-	-	5	(Z)	5,000-9,999 LB.	
1 000	44	824	31	3 311	106	-	-	13	(Z)	-	-	-	-	4	(Z)	10,000-19,999 LB.	
517	24	201	7	910	35	-	-	5	(Z)	-	-	(Z)	(Z)	7	(Z)	20,000-29,999 LB.	
1 443	66	413	9	1 810	57	-	-	19	1	-	-	-	-	21	(Z)	30,000-59,999 LB.	
250	5	418	4	297	4	-	-	39	1	-	-	-	-	-	-	60,000-89,999 LB.	
1 433	51	331	3	1 358	22	-	-	624	19	-	-	-	-	514	3	90,000-OVER LB.	
884	27	197	5	3 682	93	-	-	201	1	-	-	9	(Z)	1 654	8	WEIGHT UNKNOWN	
4 646	676	361	53	3 985	558	1	(Z)	93	11	-	-	6	1	186	25	100-199 HI.	
71	11	1	(Z)	56	9	(Z)	(Z)	(Z)	(Z)	-	-	5	1	(Z)	(Z)	UNOER 500 LB.	
58	9	2	(Z)	24	3	-	-	(Z)	(Z)	-	-	(Z)	(Z)	(Z)	(Z)	500-999 LB.	
418	63	9	1	318	43	(Z)	(Z)	(Z)	(Z)	-	-	(Z)	(Z)	-	-	1,000-4,999 LB.	
368	52	7	1	282	40	-	-	-	-	-	-	-	-	-	-	5,000-9,999 LB.	
776	109	92	16	681	93	-	-	-	-	-	-	-	-	-	-	10,000-19,999 LB.	
590	83	67	10	524	75	-	-	-	-	-	-	-	-	-	-	20,000-29,999 LB.	
1 840	271	111	15	1 231	184	-	-	-	-	-	-	-	-	(Z)	(Z)	30,000-59,999 LB.	
66	10	-	-	28	4	-	-	40	5	-	-	-	-	-	-	60,000-89,999 LB.	
80	12	-	-	143	22	-	-	51	6	-	-	-	-	185	25	90,000-OVER LB.	
380	57	72	10	699	85	1	(Z)	2	(Z)	-	-	1	(Z)	-	-	WEIGHT UNKNOWN	
3 941	979	137	32	1 823	445	10	3	101	27	-	-	5	1	10	2	200-299 MI.	
49	12	1	(Z)	8	2	(Z)	(Z)	(Z)	(Z)	-	-	4	1	(Z)	(Z)	UNOER 500 LB.	
96	24	1	(Z)	7	2	-	-	-	-	-	-	-	-	-	-	500-999 LB.	
256	63	7	2	113	27	1	(Z)	2	(Z)	-	-	(Z)	(Z)	(Z)	(Z)	1,000-4,999 LB.	
215	52	11	3	156	36	-	-	3	1	-	-	-	-	-	-	5,000-9,999 LB.	
435	107	8	2	249	60	-	-	3	1	-	-	-	-	-	-	10,000-19,999 LB.	
406	99	25	5	219	55	-	-	5	2	-	-	-	-	-	-	20,000-29,999 LB.	



TABLE 7. SHIPMENTS BY MANUFACTURING ESTABLISHMENTS--MAJOR COMMODITY, WEIGHT, AND DISTANCE OF SHIPMENT BY MEANS OF TRANSPORT: 1977--CON.

TCC CODE	MAJOR COMMODITY, WEIGHT, AND DISTANCE OF SHIPMENT	ALL SHIPMENTS						MEANS OF TRANSPORT					
		VALUE (MILLIONS OF DOLLARS) (A)	TONS (THOUSANDS) (B)	TON-MILES (MILLIONS) (C)	STANDARD ERROR (PERCENT) FOR COLUMNS--			RAIL		MOTOR CARRIER		TOTAL	
					(A)	(B)	(C)	TONS (THOUSANDS)	TON-MILES (MILLIONS)	TONS (THOUSANDS)	TON-MILES (MILLIONS)		
26	PULP, PAPER, AND ALLIED PRODUCTS. . . . .												
	30,000 TO 59,999 POUNDS . . . . .	1 507	2 902	717	10	10	10	472	117	1 632	403		
	60,000 TO 89,999 POUNDS . . . . .	207	703	176	25	27	28	650	163	49	12		
	90,000 AND OVER . . . . .	1 020	4 053	986	18	16	16	3 459	836	442	112		
	SHIPMENT WEIGHT UNKNOWN . . . . .	535	1 192	299	16	22	23	519	129	448	116		
	300 TO 499 MILES . . . . .	7 371	14 581	5 750	4	7	7	8 425	3 382	4 547	1 744		
	UNDER 500 POUNDS . . . . .	227	88	34	16	16	15	1	(Z)	75	29		
	500 TO 999 POUNDS . . . . .	167	95	37	12	13	13	4	2	85	33		
	1,000 TO 4,999 POUNDS . . . . .	620	465	181	10	9	10	36	14	380	148		
	5,000 TO 9,999 POUNDS . . . . .	509	479	193	12	10	10	57	23	320	127		
	10,000 TO 19,999 POUNDS . . . . .	702	896	352	8	9	9	164	65	571	222		
	20,000 TO 29,999 POUNDS . . . . .	1 685	978	384	8	10	10	384	157	464	177		
	30,000 TO 59,999 POUNDS . . . . .	1 885	3 545	1 367	9	10	10	724	281	2 100	806		
	60,000 TO 89,999 POUNDS . . . . .	340	1 086	432	12	14	14	1 025	389	53	19		
	90,000 AND OVER . . . . .	1 375	5 116	2 074	9	10	10	4 929	2 005	73	26		
	SHIPMENT WEIGHT UNKNOWN . . . . .	778	1 833	717	10	12	13	1 100	446	426	156		
	500 TO 999 MILES . . . . .	11 881	26 844	19 439	6	7	7	20 242	14 798	4 873	3 389		
	UNDER 500 POUNDS . . . . .	399	132	96	15	12	13	4	3	109	79		
	500 TO 999 POUNDS . . . . .	207	97	71	13	12	14	8	7	70	50		
	1,000 TO 4,999 POUNDS . . . . .	766	508	351	10	10	10	78	55	357	247		
	5,000 TO 9,999 POUNDS . . . . .	442	444	317	14	11	11	104	75	265	189		
	10,000 TO 19,999 POUNDS . . . . .	744	1 047	739	10	10	10	331	237	501	357		
	20,000 TO 29,999 POUNDS . . . . .	773	1 088	774	10	12	11	524	392	491	335		
	30,000 TO 59,999 POUNDS . . . . .	2 597	4 817	3 405	8	7	7	1 774	1 309	2 625	1 810		
	60,000 TO 89,999 POUNDS . . . . .	2 849	2 287	1 680	15	17	16	2 151	1 586	77	49		
	90,000 AND OVER . . . . .	3 937	13 571	9 959	13	12	12	13 104	9 577	26	21		
	SHIPMENT WEIGHT UNKNOWN . . . . .	1 167	2 853	2 048	13	19	19	2 163	1 557	351	251		
	1,000 TO 1,499 MILES . . . . .	2 297	4 417	5 159	9	10	10	3 312	3 855	752	885		
	UNDER 500 POUNDS . . . . .	122	38	44	19	21	20	1	1	27	32		
	500 TO 999 POUNDS . . . . .	98	57	65	39	50	47	4	5	30	36		
	1,000 TO 4,999 POUNDS . . . . .	274	193	226	25	42	39	15	17	101	120		
	5,000 TO 9,999 POUNDS . . . . .	100	134	166	15	26	24	30	35	72	96		
	10,000 TO 19,999 POUNDS . . . . .	139	192	223	33	32	31	61	72	75	87		
	20,000 TO 29,999 POUNDS . . . . .	165	219	270	38	44	45	111	140	99	121		
	30,000 TO 59,999 POUNDS . . . . .	406	814	940	10	10	10	492	575	279	314		
	60,000 TO 89,999 POUNDS . . . . .	128	357	405	30	23	23	354	402	3	3		
	90,000 AND OVER . . . . .	576	1 938	2 246	16	18	19	1 935	2 242	-	-		
	SHIPMENT WEIGHT UNKNOWN . . . . .	288	475	573	21	26	26	309	366	65	76		
	1,500 MILES AND OVER . . . . .	1 964	3 475	6 911	7	7	7	2 606	5 228	626	1 172		
	UNDER 500 POUNDS . . . . .	114	34	65	17	12	12	1	1	25	48		
	500 TO 999 POUNDS . . . . .	78	33	64	31	23	24	1	2	24	47		
	1,000 TO 4,999 POUNDS . . . . .	243	139	257	14	16	16	18	31	74	146		
	5,000 TO 9,999 POUNDS . . . . .	71	70	140	25	15	15	19	34	46	92		
	10,000 TO 19,999 POUNDS . . . . .	108	136	292	13	22	25	24	53	80	158		
	20,000 TO 29,999 POUNDS . . . . .	134	214	370	11	15	15	70	125	137	229		
	30,000 TO 59,999 POUNDS . . . . .	326	497	967	22	17	18	292	570	196	374		
	60,000 TO 89,999 POUNDS . . . . .	101	218	422	26	26	26	200	388	15	26		
	90,000 AND OVER . . . . .	530	1 673	3 391	10	11	11	1 597	3 250	13	24		
	SHIPMENT WEIGHT UNKNOWN . . . . .	258	460	944	21	18	15	384	774	15	27		
	SHIPMENT DISTANCE UNKNOWN	1 351	2 027	-	9	15	-	3	-	89	-		
	UNDER 500 POUNDS . . . . .	(Z)	(Z)	-	97	80	-	-	-	(Z)	-		
	1,000 TO 4,999 POUNDS . . . . .	2	2	-	100	100	-	-	-	2	-		
	10,000 TO 19,999 POUNDS . . . . .	(Z)	1	-	100	100	-	1	-	-	-		
	20,000 TO 29,999 POUNDS . . . . .	1	1	-	100	100	-	1	-	-	-		
	30,000 TO 59,999 POUNDS . . . . .	1	2	-	100	100	-	2	-	-	-		
	SHIPMENT WEIGHT UNKNOWN . . . . .	1 347	2 022	-	9	15	-	-	-	87	-		
27	PRINTED MATTER. . . . .	49 794	24 891	4 677	9	9	7	839	664	7 724	2 791		
	UNDER 500 POUNDS . . . . .	6 972	1 110	627	9	12	16	2	1	511	290		
	500 TO 999 POUNDS . . . . .	1 455	427	184	14	13	21	1	1	364	174		
	1,000 TO 4,999 POUNDS . . . . .	3 613	1 448	641	13	13	17	5	7	1 080	506		
	5,000 TO 9,999 POUNDS . . . . .	1 295	758	185	18	17	16	12	9	475	138		
	10,000 TO 19,999 POUNDS . . . . .	1 149	846	300	18	21	18	27	37	534	176		
	20,000 TO 29,999 POUNDS . . . . .	1 063	833	300	10	15	18	50	56	516	189		
	30,000 TO 59,999 POUNDS . . . . .	2 380	2 234	817	28	45	29	313	162	1 669	604		
	60,000 TO 89,999 POUNDS . . . . .	407	257	167	50	22	24	89	70	155	95		
	90,000 AND OVER . . . . .	812	532	320	73	36	20	209	195	240	118		
	SHIPMENT WEIGHT UNKNOWN . . . . .	30 648	16 446	1 135	7	8	9	132	125	2 181	502		
	UNDER 100 MILES . . . . .	26 504	16 627	305	10	10	18	21	1	3 132	103		
	UNDER 500 POUNDS . . . . .	1 903	337	10	14	14	16	(Z)	(Z)	91	4		
	500 TO 999 POUNDS . . . . .	1 488	137	5	27	17	23	-	-	87	4		
	1,000 TO 4,999 POUNDS . . . . .	1 008	544	17	13	15	26	(Z)	(Z)	286	13		
	5,000 TO 9,999 POUNDS . . . . .	709	409	13	28	20	32	2	(Z)	188	9		
	10,000 TO 19,999 POUNDS . . . . .	551	407	18	29	25	30	(Z)	(Z)	244	14		
	20,000 TO 29,999 POUNDS . . . . .	335	270	12	12	19	24	-	-	104	4		
	30,000 TO 59,999 POUNDS . . . . .	459	702	35	40	47	57	7	(Z)	574	32		
	60,000 TO 89,999 POUNDS . . . . .	95	31	2	78	59	77	10	(Z)	9	(Z)		
	90,000 AND OVER . . . . .	277	84	5	88	71	87	-	-	27	1		
	SHIPMENT WEIGHT UNKNOWN . . . . .	20 679	13 706	189	8	11	20	2	(Z)	1 522	22		
	100 TO 199 MILES . . . . .	3 196	1 637	237	26	33	30	47	7	1 039	152		
	UNDER 500 POUNDS . . . . .	641	112	17	9	11	12	(Z)	(Z)	75	11		
	500 TO 999 POUNDS . . . . .	176	65	9	15	20	18	-	-	64	9		
	1,000 TO 4,999 POUNDS . . . . .	450	217	31	21	25	25	-	-	202	28		
	5,000 TO 9,999 POUNDS . . . . .	146	104	15	30	36	35	2	(Z)	89	13		
	10,000 TO 19,999 POUNDS . . . . .	75	54	8	24	18	20	(Z)	(Z)	42	6		
	20,000 TO 29,999 POUNDS . . . . .	65	52	8	21	36	35	-	-	32	5		
	30,000 TO 59,999 POUNDS . . . . .	330	389	61	56	69	69	10	2	330	51		

MEANS OF TRANSPORT--CON.

MOTOR CARRIER--CON.				PRIVATE TRUCK	AIR		WATER	PIPELINE		PARCEL DELIVERY		OTHER AND UNKNOWN		TCC CODE, WEIGHT, AND OIANCE			
ICC	NON-ICC				TONS (THOUSANDS)	TON-MILES (MILLIONS)		TONS (THOUSANDS)	TON-MILES (MILLIONS)	TONS (THOUSANDS)	TON-MILES (MILLIONS)	TONS (THOUSANDS)	TON-MILES (MILLIONS)		TONS (THOUSANDS)	TON-MILES (MILLIONS)	
TONS (THOUSANDS)	TON-MILES (MILLIONS)	TONS (THOUSANDS)	TON-MILES (MILLIONS)														
1 550	384	82	19	739	182	2	1	49	13	-	-	-	-	8	2	30,000-59,999 LB.	
49	12	-	-	4	1	-	-	-	-	-	-	-	-	-	-	-	60,000-89,999 LB.
442	112	-	-	107	26	6	2	39	10	-	-	-	-	-	-	-	90,000-OVER LB.
446	115	2	(Z)	222	54	(Z)	(Z)	(Z)	(Z)	-	-	1	(Z)	2	(Z)	(Z)	WEIGHT UNKNOWN
4 505	1 729	42	15	1 510	589	4	2	54	18	-	-	8	3	33	12	300-499 MI.	
75	29	1	(Z)	5	2	(Z)	(Z)	-	-	-	-	6	2	(Z)	(Z)	(Z)	UNDER 500 LB.
84	33	2	1	5	2	(Z)	(Z)	1	(Z)	-	-	-	-	-	-	-	500-999 LB.
371	145	9	3	42	16	4	1	-	-	-	(Z)	(Z)	(Z)	3	2	1,000-4,999 LB.	
317	126	3	1	100	41	-	-	-	-	-	-	-	-	2	1	5,000-9,999 LB.	
561	218	10	4	159	64	-	-	1	(Z)	-	-	-	-	-	-	-	10,000-19,999 LB.
459	175	5	2	130	50	-	-	-	-	-	-	-	-	-	-	-	20,000-29,999 LB.
2 089	802	10	4	706	275	-	-	-	-	-	-	-	-	16	6	30,000-59,999 LB.	
53	19	-	-	8	4	-	-	-	-	-	-	-	-	-	-	-	60,000-89,999 LB.
73	26	-	-	62	25	-	-	52	17	-	-	-	-	-	-	-	90,000-OVER LB.
423	155	3	1	293	109	(Z)	(Z)	-	-	-	-	2	1	12	4	(Z)	WEIGHT UNKNOWN
4 731	3 284	141	105	1 457	1 025	5	4	240	203	-	-	19	14	9	6	500-999 MI.	
108	79	1	1	5	3	2	2	-	-	-	-	11	8	1	1	UNDER 500 LB.	
68	49	2	1	16	12	1	1	-	-	-	-	(Z)	(Z)	1	1	500-999 LB.	
346	240	11	7	65	44	2	2	3	2	-	-	(Z)	(Z)	2	1	1,000-4,999 LB.	
252	179	13	10	75	53	-	-	1	1	-	-	-	-	-	-	-	5,000-9,999 LB.
463	331	38	27	214	143	-	-	1	1	-	-	-	-	-	-	-	10,000-19,999 LB.
446	299	45	36	71	46	-	-	-	-	-	-	-	-	1	1	20,000-29,999 LB.	
2 596	1 788	30	22	411	280	-	-	7	6	-	-	-	-	-	-	-	30,000-59,999 LB.
77	49	-	-	60	45	-	-	-	-	-	-	-	-	-	-	-	60,000-89,999 LB.
26	21	-	-	251	201	-	-	189	160	-	-	-	-	-	-	-	90,000-OVER LB.
349	249	2	1	289	199	(Z)	(Z)	39	32	-	-	7	6	4	3	(Z)	WEIGHT UNKNOWN
733	861	19	23	338	400	2	2	7	10	-	-	4	5	3	3	1,000-1,499 MI.	
27	32	(Z)	(Z)	6	7	(Z)	(Z)	-	-	-	-	3	4	(Z)	(Z)	(Z)	UNDER 500 LB.
30	36	(Z)	(Z)	23	24	(Z)	(Z)	-	-	-	-	-	-	-	-	-	500-999 LB.
100	118	1	2	76	87	1	1	(Z)	1	-	-	(Z)	(Z)	(Z)	(Z)	(Z)	1,000-4,999 LB.
69	93	3	3	31	34	(Z)	(Z)	-	-	-	-	(Z)	1	-	-	-	5,000-9,999 LB.
69	78	6	9	56	64	-	-	-	-	-	-	-	-	-	-	-	10,000-19,999 LB.
98	119	1	2	8	8	-	-	1	1	-	-	-	-	-	-	-	20,000-29,999 LB.
272	306	7	8	40	47	-	-	3	4	-	-	-	-	-	-	-	30,000-59,999 LB.
3	3	-	-	1	1	-	-	-	-	-	-	-	-	-	-	-	60,000-89,999 LB.
-	-	-	-	-	-	-	-	3	4	-	-	-	-	-	-	-	90,000-OVER LB.
65	76	-	-	99	128	(Z)	(Z)	-	-	-	-	(Z)	(Z)	3	3	(Z)	WEIGHT UNKNOWN
606	1 135	20	37	172	351	3	6	41	104	-	-	4	8	23	42	1,500-OVER MI.	
25	47	(Z)	1	3	5	1	3	1	1	-	-	3	6	(Z)	(Z)	(Z)	UNDER 500 LB.
24	47	-	-	8	14	(Z)	(Z)	(Z)	(Z)	-	-	-	-	(Z)	(Z)	(Z)	500-999 LB.
73	144	1	2	44	73	1	2	1	2	-	-	(Z)	1	1	1	1,000-4,999 LB.	
43	85	3	7	(Z)	(Z)	(Z)	1	4	11	-	-	-	-	1	1	5,000-9,999 LB.	
80	158	-	-	28	68	-	-	4	11	-	-	-	-	(Z)	1	10,000-19,999 LB.	
136	226	1	2	7	16	-	-	-	-	-	-	-	-	-	-	-	20,000-29,999 LB.
182	349	14	25	5	11	-	-	4	12	-	-	-	-	-	-	-	30,000-59,999 LB.
15	26	-	-	-	-	-	-	3	8	-	-	-	-	-	-	-	60,000-89,999 LB.
13	24	-	-	37	73	-	-	4	6	-	-	-	-	-	21	38	90,000-OVER LB.
15	27	(Z)	(Z)	41	90	(Z)	(Z)	20	53	-	-	(Z)	(Z)	(Z)	(Z)	(Z)	WEIGHT UNKNOWN
89	-	-	-	257	-	-	-	-	-	-	-	-	-	1 678	-	-	OIANCE UNKNOWN
(Z)	-	-	-	(Z)	-	-	-	-	-	-	-	-	-	-	-	-	UNDER 500 LB.
2	-	-	-	-	-	-	-	-	-	-	-	-	-	-	-	-	1,000-4,999 LB.
-	-	-	-	-	-	-	-	-	-	-	-	-	-	-	-	-	10,000-19,999 LB.
-	-	-	-	-	-	-	-	-	-	-	-	-	-	-	-	-	20,000-29,999 LB.
-	-	-	-	-	-	-	-	-	-	-	-	-	-	-	-	-	30,000-59,999 LB.
87	-	-	-	257	-	-	-	-	-	-	-	-	-	1 678	-	-	WEIGHT UNKNOWN
6 234	2 663	1 490	127	13 675	510	91	82	8	14	-	-	692	370	1 863	247	27	
500	287	11	3	148	21	44	38	1	1	-	-	347	196	58	79	UNOER 500 LB.	
356	171	8	3	49	2	2	2	(Z)	(Z)	-	-	5	2	5	2	500-999 LB.	
1 054	501	26	5	316	109	15	12	3	3	-	-	17	3	13	2	1,000-4,999 LB.	
460	133	14	4	211	25	(Z)	(Z)	4	9	-	-	30	1	26	3	5,000-9,999 LB.	
516	168	18	8	169	31	-	-	(Z)	(Z)	-	-	40	47	75	9	10,000-19,999 LB.	
508	187	8	1	204	27	14	12	-	-	-	-	-	-	50	17	20,000-29,999 LB.	
1 617	576	52	27	182	26	-	-	-	-	-	-	-	-	69	25	30,000-59,999 LB.	
136	86	19	9	13	1	(Z)	(Z)	-	-	-	-	-	-	-	-	-	60,000-89,999 LB.
189	94	51	23	83	7	-	-	-	-	-	-	-	-	-	-	-	90,000-OVER LB.
898	459	1 282	43	12 299	259	15	17	(Z)	1	-	-	253	121	1 566	110	(Z)	WEIGHT UNKNOWN
1 859	89	1 273	15	12 798	189	7	(Z)	1	(Z)	-	-	266	7	401	4	UNOER 100 MI.	
87	4	(Z)	(Z)	119	2	6	(Z)	(Z)	(Z)	-	-	117	4	3	(Z)	(Z)	UNDER 500 LB.
82	4	5	(Z)	46	1	(Z)	(Z)	(Z)	(Z)	-	-	1	(Z)	3	(Z)	(Z)	500-999 LB.
273	13	14	(Z)	235	4	(Z)	(Z)	1	(Z)	-	-	12	(Z)	9	(Z)	(Z)	1,000-4,999 LB.
181	9	7	(Z)	165	3	-	-	-	-	-	-	30	1	24	(Z)	(Z)	5,000-9,999 LB.
240	14	4	(Z)	114	4	-	-	-	-	-	-	6	(Z)	43	(Z)	(Z)	10,000-19,999 LB.
104	4	(Z)	(Z)	166	8	-	-	-	-	-	-	-	-	-	-	-	20,000-29,999 LB.
574	32	1	(Z)	121	3	-	-	-	-	-	-	-	-	-	-	-	30,000-59,999 LB.
7	(Z)	1	(Z)	12	1	-	-	-	-	-	-	-	-	-	-	-	60,000-89,999 LB.
27	1	-	-	57	4	-	-	-	-	-	-	-	-	-	-	-	90,000-OVER LB.
285	8	1 237	14	11 762	161	1	(Z)	(Z)	(Z)	-	-	101	2	318	4	(Z)	WEIGHT UNKNOWN
969	142	70	10	436	59	2	(Z)	1	(Z)	-	-	49	7	64	11	100-199 MI.	
71	11	4	(Z)	2	(Z)	1	(Z)	(Z)	(Z)	-	-	34	5	2	(Z)	(Z)	UNDER 500 LB.
64	9	-	-	(Z)	(Z)	(Z)	(Z)	(Z)	(Z)	-	-	(Z)	(Z)	(Z)	(Z)	(Z)	500-999 LB.
199	28	2	(Z)	11	2	(Z)	(Z)	1	(Z)	-	-	1	(Z)	2	(Z)	(Z)	1,000-4,999 LB.
88	13	1	(Z)	14	2	-	-	-	-	-	-	-	-	-	-	-	5,000-9,999 LB.
39	6	4	1	12	2	-	-	-	-	-	-	-	-	-	-	-	10,000-19,999 LB.
27	4	4	(Z)	2	(Z)	-	-	-	-	-	-	-	-	18	3	20,000-29,999 LB.	
310	48	20	3	26													

TABLE 7. SHIPMENTS BY MANUFACTURING ESTABLISHMENTS--MAJOR COMMODITY, WEIGHT, AND DISTANCE OF SHIPMENT BY MEANS OF TRANSPORT: 1977--CON.

TCC CODE	MAJOR COMMODITY, WEIGHT, AND DISTANCE OF SHIPMENT	ALL SHIPMENTS						MEANS OF TRANSPORT					
		VALUE (MILLIONS OF DOLLARS) (A)	TONS (THOU- SANDS) (B)	TON-MILES (MIL- LIONS) (C)	STANDARD ERROR (PERCENT) FOR COLUMNS--			RAIL		MOTOR CARRIER		TOTAL	
					(A)	(B)	(C)	TONS (THOU- SANDS)	TON- MILES (MIL- LIONS)	TONS (THOU- SANDS)	TON- MILES (MIL- LIONS)		
27	PRINTED MATTER . . . . .												
	60,000 TO 89,999 POUNDS . . . . .	23	25	4	45	43	43	3	(Z)	22	3		
	90,000 AND OVER . . . . .	181	96	12	96	63	62	28	4	42	5		
	SHIPMENT WEIGHT UNKNOWN . . . . .	1 108	522	73	41	51	44	4	1	141	20		
	200 TO 299 MILES . . . . .	2 225	1 033	255	15	30	31	169	43	614	153		
	UNDER 500 POUNDS . . . . .	529	92	23	17	19	20	-	-	56	14		
	500 TO 999 POUNDS . . . . .	155	49	12	15	20	20	(Z)	(Z)	47	11		
	1,000 TO 4,999 POUNDS . . . . .	509	143	36	19	22	20	(Z)	(Z)	132	33		
	5,000 TO 9,999 POUNDS . . . . .	75	46	12	42	39	39	-	-	43	11		
	10,000 TO 19,999 POUNDS . . . . .	57	50	13	49	54	54	-	-	45	12		
	20,000 TO 29,999 POUNDS . . . . .	51	46	11	43	40	41	-	-	36	9		
	30,000 TO 59,999 POUNDS . . . . .	231	237	61	40	31	62	93	25	144	36		
	60,000 TO 89,999 POUNDS . . . . .	4	5	1	65	29	29	1	(Z)	4	1		
	90,000 AND OVER . . . . .	57	71	18	96	97	97	70	17	1	(Z)		
	SHIPMENT WEIGHT UNKNOWN . . . . .	558	294	70	11	13	13	5	1	107	27		
	300 TO 499 MILES . . . . .	3 076	1 437	568	15	17	17	134	55	1 035	405		
	UNDER 500 POUNDS . . . . .	741	120	48	15	18	18	(Z)	(Z)	74	30		
	500 TO 999 POUNDS . . . . .	164	49	20	25	22	23	-	-	47	19		
	1,000 TO 4,999 POUNDS . . . . .	249	100	40	25	20	21	(Z)	(Z)	94	37		
	5,000 TO 9,999 POUNDS . . . . .	92	61	24	28	32	33	-	-	55	22		
	10,000 TO 19,999 POUNDS . . . . .	120	82	32	42	24	24	-	-	67	26		
	20,000 TO 29,999 POUNDS . . . . .	337	286	108	34	39	39	-	-	248	93		
	30,000 TO 59,999 POUNDS . . . . .	517	423	172	28	41	41	106	44	256	104		
	60,000 TO 89,999 POUNDS . . . . .	74	56	21	19	28	28	25	9	31	12		
	90,000 AND OVER . . . . .	59	86	33	25	20	19	3	1	83	32		
	SHIPMENT WEIGHT UNKNOWN . . . . .	722	174	70	29	31	29	(Z)	(Z)	81	30		
	500 TO 999 MILES . . . . .	5 211	1 848	1 310	8	10	10	282	208	1 264	689		
	UNDER 500 POUNDS . . . . .	1 481	232	165	12	15	16	1	1	128	91		
	500 TO 999 POUNDS . . . . .	300	80	56	20	20	22	1	(Z)	75	53		
	1,000 TO 4,999 POUNDS . . . . .	724	252	182	21	21	23	2	2	227	164		
	5,000 TO 9,999 POUNDS . . . . .	217	109	73	28	31	30	5	4	84	56		
	10,000 TO 19,999 POUNDS . . . . .	210	161	121	26	27	28	16	13	119	90		
	20,000 TO 29,999 POUNDS . . . . .	157	135	95	21	26	28	35	27	73	49		
	30,000 TO 59,999 POUNDS . . . . .	490	331	231	9	15	16	78	56	235	163		
	60,000 TO 89,999 POUNDS . . . . .	124	91	65	30	24	23	25	15	65	49		
	90,000 AND OVER . . . . .	72	88	61	35	38	40	31	23	56	39		
	SHIPMENT WEIGHT UNKNOWN . . . . .	1 435	370	259	14	14	14	88	67	202	135		
	1,000 TO 1,499 MILES . . . . .	1 869	462	560	10	21	21	39	47	295	354		
	UNDER 500 POUNDS . . . . .	587	95	115	19	21	21	(Z)	(Z)	47	57		
	500 TO 999 POUNDS . . . . .	72	14	16	27	24	22	(Z)	(Z)	13	15		
	1,000 TO 4,999 POUNDS . . . . .	265	67	80	24	26	26	(Z)	(Z)	66	79		
	5,000 TO 9,999 POUNDS . . . . .	24	10	12	64	66	67	-	-	7	8		
	10,000 TO 19,999 POUNDS . . . . .	80	50	66	39	65	67	3	4	8	10		
	20,000 TO 29,999 POUNDS . . . . .	99	29	34	50	48	50	6	8	18	22		
	30,000 TO 59,999 POUNDS . . . . .	186	68	81	28	20	21	7	8	60	72		
	60,000 TO 89,999 POUNDS . . . . .	65	30	36	85	64	65	9	12	21	24		
	90,000 AND OVER . . . . .	42	40	51	44	42	42	11	13	29	38		
	SHIPMENT WEIGHT UNKNOWN . . . . .	449	59	68	16	30	30	2	2	27	30		
	1,500 MILES AND OVER . . . . .	2 678	690	1 441	11	15	13	147	303	345	734		
	UNDER 500 POUNDS . . . . .	1 089	121	249	16	19	19	(Z)	(Z)	41	83		
	500 TO 999 POUNDS . . . . .	100	32	66	32	49	46	(Z)	(Z)	31	63		
	1,000 TO 4,999 POUNDS . . . . .	408	125	257	27	34	33	2	5	73	152		
	5,000 TO 9,999 POUNDS . . . . .	32	18	36	36	32	31	3	5	10	19		
	10,000 TO 19,999 POUNDS . . . . .	23	19	41	36	32	32	8	20	9	17		
	20,000 TO 29,999 POUNDS . . . . .	19	15	32	33	33	33	9	21	4	8		
	30,000 TO 59,999 POUNDS . . . . .	167	85	176	16	17	17	13	27	70	145		
	60,000 TO 89,999 POUNDS . . . . .	21	19	38	38	35	35	17	33	2	4		
	90,000 AND OVER . . . . .	123	67	140	34	23	24	65	137	2	3		
	SHIPMENT WEIGHT UNKNOWN . . . . .	697	188	406	20	28	25	30	54	102	238		
	SHIPMENT DISTANCE UNKNOWN . . . . .	5 037	1 157	-	26	34	-	-	-	(Z)	-		
	UNDER 500 POUNDS . . . . .	2	(Z)	-	87	85	-	-	-	-	-		
	5,000 TO 9,999 POUNDS . . . . .	(Z)	(Z)	-	100	100	-	-	-	(Z)	-		
	10,000 TO 19,999 POUNDS . . . . .	33	22	-	100	100	-	-	-	-	-		
	SHIPMENT WEIGHT UNKNOWN . . . . .	5 001	1 135	-	26	35	-	-	-	(Z)	-		
28	CHEMICALS AND ALLIED PRODUCTS . . . . .	115 574	323 299	106 348	3	5	4	107 602	56 734	99 081	25 591		
	UNDER 500 POUNDS . . . . .	6 703	1 535	626	9	9	9	4	5	1 121	517		
	500 TO 999 POUNDS . . . . .	2 863	1 336	392	10	9	7	8	6	958	344		
	1,000 TO 4,999 POUNDS . . . . .	8 048	5 715	1 862	5	8	11	45	36	4 088	1 564		
	5,000 TO 9,999 POUNDS . . . . .	4 500	3 857	1 311	8	7	10	64	60	2 619	1 054		
	10,000 TO 19,999 POUNDS . . . . .	6 117	6 865	1 928	6	6	8	289	225	3 727	1 284		
	20,000 TO 29,999 POUNDS . . . . .	7 018	8 493	2 419	7	6	8	286	209	5 276	1 731		
	30,000 TO 59,999 POUNDS . . . . .	33 742	79 626	21 003	6	8	8	2 835	1 991	54 098	13 796		
	60,000 TO 89,999 POUNDS . . . . .	4 042	8 982	4 485	7	12	9	5 877	3 861	2 313	494		
	90,000 AND OVER . . . . .	21 236	120 744	53 845	4	5	7	82 305	41 636	10 395	1 453		
	SHIPMENT WEIGHT UNKNOWN . . . . .	21 304	86 146	18 477	8	17	15	15 888	8 704	14 485	3 352		
	UNDER 100 MILES . . . . .	26 054	124 595	3 623	4	10	9	17 603	630	39 578	1 485		
	UNDER 500 POUNDS . . . . .	1 489	521	17	14	14	17	-	-	233	8		
	500 TO 999 POUNDS . . . . .	835	571	19	14	15	16	(Z)	(Z)	273	11		
	1,000 TO 4,999 POUNDS . . . . .	2 134	1 995	64	9	9	8	1	(Z)	999	38		
	5,000 TO 9,999 POUNDS . . . . .	1 048	1 364	41	9	12	11	1	(Z)	632	23		
	10,000 TO 19,999 POUNDS . . . . .	1 728	2 784	105	9	6	8	4	(Z)	1 009	42		
	20,000 TO 29,999 POUNDS . . . . .	1 610	3 144	111	9	13	14	14	(Z)	1 359	56		
	30,000 TO 59,999 POUNDS . . . . .	7 586	32 745	1 335	6	13	14	179	7	21 678	901		
	60,000 TO 89,999 POUNDS . . . . .	483	1 978	54	25	24	20	284	10	1 216	30		
	90,000 AND OVER . . . . .	3 964	35 951	1 059	11	11	20	15 292	544	6 745	172		
	SHIPMENT WEIGHT UNKNOWN . . . . .	5 177	43 543	817	11	27	13	1 828	68	5 434	204		



MEANS OF TRANSPORT--CON.

MOTOR CARRIER--CON.				PRIVATE TRUCK	AIR		WATER	PIPELINE		PARCEL DELIVERY		OTHER AND UNKNOWN		TCC CODE, WEIGHT, AND DISTANCE		
ICC	NON-ICC				TONS (THOU-SANDS)	TON-MILES (MIL-LIONS)		TONS (THOU-SANDS)	TON-MILES (MIL-LIONS)	TONS (THOU-SANDS)	TON-MILES (MIL-LIONS)	TONS (THOU-SANDS)	TON-MILES (MIL-LIONS)		TONS (THOU-SANDS)	TON-MILES (MIL-LIONS)
16	2	7	1	-	-	(Z)	(Z)	-	-	-	-	-	-	-	60,000-89,999 LB.	
42	5	-	-	26	3	-	-	-	-	-	-	-	-	-	90,000-OVER LB.	
112	16	29	4	343	46	1	(Z)	-	-	-	14	2	19	3	WEIGHT UNKNOWN	
597	148	17	4	197	46	5	1	-	-	-	36	9	12	3	200-299 MI.	
55	14	1	(Z)	3	1	4	1	-	-	-	27	7	2	1	UNDER 500 LB.	
47	11	(Z)	(Z)	1	(Z)	(Z)	(Z)	-	-	-	1	(Z)	-	-	500-999 LB.	
126	31	6	1	11	3	(Z)	(Z)	-	-	-	-	-	-	-	1,000-4,999 LB.	
42	10	1	(Z)	3	1	-	(Z)	-	-	-	-	-	(Z)	(Z)	5,000-9,999 LB.	
45	12	-	-	5	1	-	-	-	-	-	-	-	-	-	10,000-19,999 LB.	
34	8	2	(Z)	10	2	-	-	-	-	-	-	-	-	-	20,000-29,999 LB.	
142	36	2	(Z)	-	-	-	-	-	-	-	-	-	(Z)	(Z)	30,000-59,999 LB.	
4	1	-	-	-	-	-	-	-	-	-	-	-	-	-	60,000-89,999 LB.	
1	(Z)	-	-	-	-	-	-	-	-	-	-	-	-	-	90,000-OVER LB.	
100	25	6	2	164	38	1	(Z)	-	-	-	8	2	10	2	WEIGHT UNKNOWN	
957	374	77	31	65	25	5	2	-	-	-	58	23	141	58	300-499 MI.	
74	30	(Z)	(Z)	1	(Z)	2	1	-	-	-	39	16	4	1	UNDER 500 LB.	
47	19	-	-	1	(Z)	(Z)	(Z)	-	-	-	1	(Z)	(Z)	(Z)	500-999 LB.	
92	37	2	1	3	1	1	1	-	-	-	1	(Z)	1	(Z)	1,000-4,999 LB.	
51	21	4	2	6	2	-	-	-	-	-	-	-	-	-	5,000-9,999 LB.	
60	23	7	3	10	4	-	-	-	-	-	-	-	-	5	2	10,000-19,999 LB.
247	93	1	(Z)	9	3	-	-	-	-	-	-	-	-	30	12	20,000-29,999 LB.
242	98	14	6	17	6	-	-	-	-	-	-	-	-	44	17	30,000-59,999 LB.
27	11	4	2	-	-	-	-	-	-	-	-	-	-	-	-	60,000-89,999 LB.
39	14	44	18	-	-	-	-	-	-	-	-	-	-	-	-	90,000-OVER LB.
80	30	1	(Z)	19	7	1	(Z)	-	-	-	17	7	56	25	WEIGHT UNKNOWN	
1 235	868	29	21	111	74	46	34	1	1	-	100	72	44	32	500-999 MI.	
127	90	1	1	18	11	14	10	(Z)	(Z)	-	65	47	6	4	UNDER 500 LB.	
75	53	(Z)	(Z)	1	1	(Z)	(Z)	-	-	-	1	1	1	1	500-999 LB.	
225	163	2	1	8	5	12	8	(Z)	(Z)	-	3	2	(Z)	(Z)	1,000-4,999 LB.	
82	55	1	1	20	13	-	-	(Z)	(Z)	-	-	-	-	-	5,000-9,999 LB.	
118	89	1	1	26	18	-	-	(Z)	(Z)	-	-	-	-	-	10,000-19,999 LB.	
73	49	(Z)	(Z)	13	8	14	12	-	-	-	-	-	-	-	20,000-29,999 LB.	
226	157	9	6	18	12	-	-	-	-	-	-	-	-	-	30,000-59,999 LB.	
58	43	7	6	1	1	-	-	-	-	-	-	-	-	-	60,000-89,999 LB.	
49	33	7	6	-	-	-	-	-	-	-	-	-	-	-	90,000-OVER LB.	
202	135	1	1	7	4	6	4	-	-	-	30	22	36	26	WEIGHT UNKNOWN	
292	351	3	4	14	15	13	16	(Z)	(Z)	-	77	99	24	29	1,000-1,499 MI.	
46	56	1	1	4	4	11	14	(Z)	(Z)	-	30	35	3	4	UNDER 500 LB.	
11	13	2	2	-	-	(Z)	(Z)	-	-	-	1	1	-	-	500-999 LB.	
66	78	(Z)	(Z)	(Z)	(Z)	1	1	(Z)	(Z)	-	(Z)	(Z)	-	-	1,000-4,999 LB.	
6	7	(Z)	(Z)	2	2	-	-	-	-	-	-	-	1	2	5,000-9,999 LB.	
8	10	-	-	2	2	-	-	-	-	-	34	47	3	3	10,000-19,999 LB.	
18	22	-	-	4	5	-	-	-	-	-	-	-	-	-	20,000-29,999 LB.	
60	72	-	-	1	1	-	-	-	-	-	-	-	-	-	30,000-59,999 LB.	
21	24	-	-	-	-	-	-	-	-	-	-	-	-	-	60,000-89,999 LB.	
29	38	-	-	-	-	-	-	-	-	-	-	-	-	-	90,000-OVER LB.	
27	30	-	-	(Z)	(Z)	1	1	-	-	-	12	15	17	20	WEIGHT UNKNOWN	
325	692	20	42	52	101	13	27	5	13	-	70	153	59	109	1,500-OVER MI.	
41	83	(Z)	1	2	3	6	12	(Z)	1	-	35	82	38	68	UNDER 500 LB.	
30	62	1	1	(Z)	(Z)	1	1	(Z)	(Z)	-	(Z)	(Z)	(Z)	1	500-999 LB.	
72	151	1	1	48	94	1	2	1	2	-	-	-	1	1	1,000-4,999 LB.	
9	14	1	1	1	2	(Z)	(Z)	4	9	-	-	-	(Z)	1	5,000-9,999 LB.	
7	14	2	3	-	-	-	-	-	-	-	-	-	-	2	4	10,000-19,999 LB.
4	8	-	-	1	1	-	-	-	-	-	-	-	-	1	20,000-29,999 LB.	
63	133	7	13	-	-	-	-	-	-	-	-	-	-	2	4	30,000-59,999 LB.
2	4	-	-	-	-	-	-	-	-	-	-	-	-	-	60,000-89,999 LB.	
2	3	-	-	-	-	-	-	-	-	-	-	-	-	-	90,000-OVER LB.	
93	216	9	22	1	1	5	12	(Z)	1	-	35	71	14	29	WEIGHT UNKNOWN	
(Z)	-	-	-	2	-	(Z)	-	-	-	-	36	-	1 117	-	DISTANCE UNKNOWN	
(Z)	-	-	-	-	-	(Z)	-	-	-	-	-	-	-	-	UNDER 500 LB.	
(Z)	-	-	-	-	-	-	-	-	-	-	-	-	-	-	5,000-9,999 LB.	
(Z)	-	-	-	-	-	-	-	-	-	-	-	-	22	-	10,000-19,999 LB.	
(Z)	-	-	-	2	-	-	-	-	-	-	36	-	1 096	-	WEIGHT UNKNOWN	
89 935	24 302	9 146	1 289	53 526	9 879	66 71	23 215	12 441	35 059	1 427	136 62	4 614	143 28			
1 068	513	53	4	308	28	15	15	3	5	-	75	46	8	9	UNDER 500 LB.	
865	336	94	8	358	32	5	5	1	2	-	1	(Z)	5	4	500-999 LB.	
3 733	1 521	355	43	1 529	212	19	15	15	22	-	3	1	16	12	1,000-4,999 LB.	
2 397	1 006	222	48	1 124	152	(Z)	(Z)	18	38	-	9	(Z)	22	5	5,000-9,999 LB.	
3 495	1 227	232	57	2 793	405	(Z)	(Z)	11	5	(Z)	22	(Z)	23	8	10,000-19,999 LB.	
4 710	1 653	566	79	2 894	466	3	1	11	7	(Z)	-	-	14	5	20,000-29,999 LB.	
49 132	13 085	4 966	711	22 264	4 712	1	(Z)	224	420	21	(Z)	-	183	84	30,000-59,999 LB.	
2 235	482	78	12	754	75	-	-	30	50	1	(Z)	1	6	4	60,000-89,999 LB.	
8 889	1 235	1 507	218	3 994	1 430	-	-	16 956	9 152	6 306	161	3	2	785	10	90,000-OVER LB.
13 413	3 245	1 073	108	17 507	2 366	23	34	5 947	2 739	28 722	1 266	22	13	3 550	2	WEIGHT UNKNOWN
34 297	1 290	5 281	195	29 599	1 079	4	(Z)	7 530	193	29 359	229	50	1	872	6	UNDER 100 MI.
188	7	45	1	271	8	1	(Z)	(Z)	(Z)	-	14	1	1	1	(Z)	UNDER 500 LB.
195	8	78	2	295	8	(Z)	(Z)	(Z)	(Z)	-	1	(Z)	1	1	(Z)	500-999 LB.
745	32	254	6	989	26	1	(Z)	3	(Z)	-	1	-	2	1	(Z)	1,000-4,999 LB.
506	20	126	3	720	18	-	-	2	(Z)	-	9	-	1	1	(Z)	5,000-9,999 LB.
885	38	125	4	1 742	63	-	-	3	(Z)	(Z)	(Z)	(Z)	3	3	(Z)	10,000-19,999 LB.
1 079	46	280	10	1 752	54	2	(Z)	8	(Z)	22	(Z)	1	1	1	(Z)	20,000-29,999 LB.
18 703	778	2 975	123	10 833	425	-	-	17	1	21	(Z)	-	16	12	(Z)	30,000-59,999 LB.
1 202	30	14	(Z)	477	14	-	-	-	1	(Z)	-	-	-	-	-	60,000-89,999 LB.
6 039	151	707	22	1 344	49	-	-	5 604	150	6 189	139	-	775	4	90,000-OVER LB.	
4 756	179	678	25	11 176	414	(Z)	(Z)	1 892	41	23 138	89	3	(Z)	72	1	WEIGHT UNKNOWN

27

TABLE 7. SHIPMENTS BY MANUFACTURING ESTABLISHMENTS--MAJOR COMMOITY, WEIGHT, AND DISTANCE OF SHIPMENT BY MEANS OF TRANSPORT: 1977--CON.

TCC CODE	MAJOR COMMOITY, WEIGHT, AND DISTANCE OF SHIPMENT	ALL SHIPMENTS						MEANS OF TRANSPORT					
		VALUE (MILLIONS OF DOLLARS) (A)	TONS (THOU- SANDS) (B)	TON-MILES (MIL- LIONS) (C)	STANDARD ERROR (PERCENT) FOR COLUMNS--			RAIL		MOTOR CARRIER			
					(A)	(B)	(C)	TONS (THOU- SANDS)	TON- MILES (MIL- LIONS)	TONS (THOU- SANDS)	TON- MILES (MIL- LIONS)		
28	CHEMICALS AND ALLIED PRODUCTS . . . . .												
	100 TO 199 MILES . . . . .	12 876	43 518	6 483	6	8	8	11 674	1 781	20 783	2 987		
	UNDER 500 POUNDS . . . . .	758	201	30	11	17	18	(Z)	(Z)	179	27		
	500 TO 999 POUNDS . . . . .	453	188	28	21	15	14	(Z)	(Z)	162	24		
	1,000 TO 4,999 POUNDS . . . . .	1 164	777	115	8	10	10	-	-	581	87		
	5,000 TO 9,999 POUNDS . . . . .	652	642	97	15	13	13	(Z)	(Z)	452	69		
	10,000 TO 19,999 POUNDS . . . . .	942	1 079	151	13	16	15	7	1	588	85		
	20,000 TO 29,999 POUNDS . . . . .	905	1 747	256	10	16	16	18	3	1 311	194		
	30,000 TO 59,999 POUNDS . . . . .	4 571	15 033	2 165	10	14	14	236	40	11 281	1 623		
	60,000 TO 89,999 POUNDS . . . . .	309	979	152	22	20	20	423	69	356	58		
	90,000 AND OVER . . . . .	1 589	13 691	2 139	18	16	15	9 263	1 404	1 321	182		
	SHIPMENT WEIGHT UNKNOWN . . . . .	1 532	9 181	1 349	24	33	32	1 727	264	4 553	639		
	200 TO 299 MILES . . . . .	11 698	34 594	8 451	4	30	29	13 390	3 276	10 279	2 506		
	UNDER 500 POUNDS . . . . .	734	184	45	20	18	18	(Z)	(Z)	168	41		
	500 TO 999 POUNDS . . . . .	378	145	36	16	17	17	1	(Z)	138	34		
	1,000 TO 4,999 POUNDS . . . . .	863	612	150	9	10	10	1	(Z)	533	131		
	5,000 TO 9,999 POUNDS . . . . .	619	449	111	16	11	10	4	1	350	86		
	10,000 TO 19,999 POUNDS . . . . .	747	691	169	12	10	10	2	(Z)	526	129		
	20,000 TO 29,999 POUNDS . . . . .	718	875	215	19	13	14	41	11	592	145		
	30,000 TO 59,999 POUNDS . . . . .	4 141	8 598	2 121	6	8	8	176	43	6 181	1 514		
	60,000 TO 89,999 POUNDS . . . . .	340	841	202	18	27	24	730	174	95	22		
	90,000 AND OVER . . . . .	1 892	13 289	3 242	14	14	13	10 862	2 666	918	211		
	SHIPMENT WEIGHT UNKNOWN . . . . .	1 266	8 911	2 161	17	74	73	1 572	379	788	193		
	300 TO 499 MILES . . . . .	17 036	36 460	14 308	6	9	10	17 944	7 114	12 219	4 689		
	UNDER 500 POUNDS . . . . .	944	219	84	17	14	14	(Z)	(Z)	197	76		
	500 TO 999 POUNDS . . . . .	347	184	70	16	15	15	1	(Z)	164	63		
	1,000 TO 4,999 POUNDS . . . . .	1 490	955	361	11	16	15	7	3	755	289		
	5,000 TO 9,999 POUNDS . . . . .	697	552	216	11	10	10	6	3	486	189		
	10,000 TO 19,999 POUNDS . . . . .	931	985	372	11	11	11	44	17	750	282		
	20,000 TO 29,999 POUNDS . . . . .	1 170	1 070	406	15	13	13	33	14	794	301		
	30,000 TO 59,999 POUNDS . . . . .	6 137	11 249	4 348	10	13	13	521	200	7 009	2 662		
	60,000 TO 89,999 POUNDS . . . . .	683	1 802	708	14	27	28	1 418	555	350	141		
	90,000 AND OVER . . . . .	2 629	13 814	5 501	14	19	19	12 101	4 788	686	287		
	SHIPMENT WEIGHT UNKNOWN . . . . .	2 007	5 630	2 242	17	17	18	3 814	1 535	1 028	399		
	500 TO 999 MILES . . . . .	28 516	53 829	38 342	5	7	6	31 597	22 939	11 829	8 160		
	UNDER 500 POUNDS . . . . .	1 326	234	163	6	12	12	2	1	203	141		
	500 TO 999 POUNDS . . . . .	485	170	123	10	10	12	4	3	154	112		
	1,000 TO 4,999 POUNDS . . . . .	1 658	1 085	728	8	29	26	31	22	965	644		
	5,000 TO 9,999 POUNDS . . . . .	918	575	392	17	17	18	34	26	475	323		
	10,000 TO 19,999 POUNDS . . . . .	1 295	1 082	736	13	12	12	186	124	675	465		
	20,000 TO 29,999 POUNDS . . . . .	1 756	1 306	917	10	12	12	130	92	962	674		
	30,000 TO 59,999 POUNDS . . . . .	8 051	8 860	6 059	12	13	13	1 162	760	6 038	4 156		
	60,000 TO 89,999 POUNDS . . . . .	1 537	2 227	1 590	12	11	12	1 952	1 401	252	173		
	90,000 AND OVER . . . . .	6 836	28 720	20 764	10	11	10	23 217	16 868	591	411		
	SHIPMENT WEIGHT UNKNOWN . . . . .	4 653	9 571	6 871	16	13	13	4 879	3 643	1 513	1 062		
	1,000 TO 1,999 MILES . . . . .	9 012	16 747	20 142	7	9	9	11 144	13 305	2 101	2 532		
	UNDER 500 POUNDS . . . . .	598	77	93	17	15	15	2	2	62	74		
	500 TO 999 POUNDS . . . . .	194	48	58	20	23	23	(Z)	(Z)	62	50		
	1,000 TO 4,999 POUNDS . . . . .	400	168	193	22	24	22	1	1	159	182		
	5,000 TO 9,999 POUNDS . . . . .	305	149	181	26	24	23	4	9	131	161		
	10,000 TO 19,999 POUNDS . . . . .	213	125	154	26	29	31	8	9	105	130		
	20,000 TO 29,999 POUNDS . . . . .	420	218	253	24	31	29	6	7	181	211		
	30,000 TO 59,999 POUNDS . . . . .	1 325	1 620	1 975	16	19	20	158	188	1 033	1 254		
	60,000 TO 89,999 POUNDS . . . . .	382	674	815	18	30	30	619	747	49	60		
	90,000 AND OVER . . . . .	3 163	11 090	13 279	13	14	14	8 880	10 585	75	92		
	SHIPMENT WEIGHT UNKNOWN . . . . .	2 013	2 576	3 140	24	19	20	1 466	1 761	265	318		
	1,500 MILES AND OVER . . . . .	6 593	7 802	14 999	7	10	11	4 227	7 690	1 644	3 232		
	UNDER 500 POUNDS . . . . .	797	91	193	21	17	18	1	1	72	150		
	500 TO 999 POUNDS . . . . .	169	29	58	23	13	13	1	2	26	51		
	1,000 TO 4,999 POUNDS . . . . .	317	119	251	15	17	17	5	10	93	194		
	5,000 TO 9,999 POUNDS . . . . .	262	125	273	39	26	27	15	27	93	203		
	10,000 TO 19,999 POUNDS . . . . .	260	120	241	28	22	23	39	73	75	153		
	20,000 TO 29,999 POUNDS . . . . .	440	132	261	21	19	20	43	83	75	150		
	30,000 TO 59,999 POUNDS . . . . .	1 921	1 518	3 000	17	15	15	404	753	875	1 686		
	60,000 TO 89,999 POUNDS . . . . .	309	481	964	19	17	19	452	904	6	10		
	90,000 AND OVER . . . . .	1 162	4 189	7 860	11	16	17	2 690	4 781	58	97		
	SHIPMENT WEIGHT UNKNOWN . . . . .	956	996	1 896	16	10	10	577	1 056	270	537		
	SHIPMENT DISTANCE UNKNOWN . . . . .	3 789	5 754	-	11	11	-	25	-	648	-		
	UNDER 500 POUNDS . . . . .	57	8	-	44	44	-	-	-	8	-		
	500 TO 999 POUNDS . . . . .	(Z)	(Z)	-	100	100	-	-	-	(Z)	-		
	1,000 TO 4,999 POUNDS . . . . .	21	5	-	69	42	-	-	-	3	-		
	5,000 TO 9,999 POUNDS . . . . .	(Z)	(Z)	-	100	100	-	-	-	4	-		
	30,000 TO 59,999 POUNDS . . . . .	10	4	-	100	100	-	-	-	4	-		
	SHIPMENT WEIGHT UNKNOWN . . . . .	3 701	5 738	-	11	11	-	25	-	633	-		
29	PETROLEUM AND COAL PRODUCTS . . . . .	100 337	997 730	220 056	9	11	12	67 495	19 540	82 604	11 982		
	UNDER 500 POUNDS . . . . .	253	302	36	25	74	34	(Z)	(Z)	64	30		
	500 TO 999 POUNDS . . . . .	165	179	34	21	17	24	2	(Z)	71	23		
	1,000 TO 4,999 POUNDS . . . . .	845	1 418	209	51	31	19	6	1	575	141		
	5,000 TO 9,999 POUNDS . . . . .	616	1 849	286	38	24	34	26	21	660	141		
	10,000 TO 19,999 POUNDS . . . . .	721	5 363	669	16	28	38	47	29	1 171	315		
	20,000 TO 29,999 POUNDS . . . . .	921	6 587	829	18	25	54	104	30	1 504	291		
	30,000 TO 59,999 POUNDS . . . . .	9 540	87 552	12 347	16	18	27	467	227	41 737	6 048		
	60,000 TO 89,999 POUNDS . . . . .	3 361	34 186	9 109	65	69	77	7 426	1 547	5 710	1 473		
	90,000 AND OVER . . . . .	38 492	422 733	119 813	13	14	15	35 347	12 806	16 849	1 574		
	SHIPMENT WEIGHT UNKNOWN . . . . .	45 423	437 561	76 723	8	9	10	24 069	4 878	14 264	1 947		
	UNDER 100 MILES . . . . .	51 419	577 623	13 162	12	12	10	24 786	577	49 050	1 442		

MEANS OF TRANSPORT--CON.

MOTOR CARRIER--CON.				PRIVATE TRUCK		AIR		WATER		PIPELINE		PARCEL DELIVERY		OTHER AND UNKNOWN		TCC CODE, WEIGHT, AND OISTANCE
ICC		NON-ICC														
TONS (THOU-SANOS)	TON-MILES (MIL-LIONS)	TONS (THOU-SANOS)	TON-MILES (MIL-LIONS)	TONS (THOU-SANOS)	TON-MILES (MIL-LIONS)	TONS (THOU-SANOS)	TON-MILES (MIL-LIONS)	TONS (THOU-SANOS)	TON-MILES (MIL-LIONS)	TONS (THOU-SANOS)	TON-MILES (MIL-LIONS)	TONS (THOU-SANOS)	TON-MILES (MIL-LIONS)	TONS (THOU-SANOS)	TON-MILES (MIL-LIONS)	
18 779	2 718	2 004	269	8 202	1 200	2	(Z)	2 682	484	144	26	12	2	20	3	100-199 MI. UNDER 500 LB.
176	27	3	(Z)	12	2	1	(Z)	(Z)	(Z)	-	-	9	1	(Z)	(Z)	500-999 LB.
151	23	11	1	26	4	(Z)	(Z)	(Z)	(Z)	-	-	-	-	(Z)	(Z)	1,000-4,999 LB.
553	83	28	4	190	28	1	(Z)	2	(Z)	-	-	1	(Z)	3	(Z)	5,000-9,999 LB.
397	62	55	7	189	28	-	-	1	(Z)	-	-	-	-	-	-	10,000-19,999 LB.
545	79	43	6	481	65	-	-	4	1	-	-	-	-	(Z)	(Z)	20,000-29,999 LB.
1 099	163	212	31	418	59	-	-	-	-	-	-	-	-	-	-	30,000-59,999 LB.
10 082	1 465	1 198	158	3 483	496	-	-	17	3	-	-	-	-	16	3	60,000-89,999 LB.
314	53	41	5	201	25	-	-	-	-	-	-	-	-	-	-	90,000-OVER LB.
1 250	172	71	11	810	129	-	-	2 181	402	116	21	-	-	-	-	WEIGHT UNKNOWN
4 212	592	341	46	2 393	364	(Z)	(Z)	477	78	28	5	2	(Z)	-	-	
9 216	2 263	1 063	243	4 124	1 028	2	(Z)	1 757	432	4 896	1 171	12	3	135	36	200-299 MI. UNDER 500 LB.
166	40	2	(Z)	6	1	1	(Z)	-	-	-	-	9	2	(Z)	(Z)	500-999 LB.
138	34	1	(Z)	5	1	(Z)	(Z)	-	-	-	-	(Z)	(Z)	(Z)	(Z)	1,000-4,999 LB.
520	127	13	3	72	18	(Z)	(Z)	2	(Z)	-	-	-	-	4	1	5,000-9,999 LB.
346	85	4	1	74	18	-	-	-	-	-	-	-	-	21	5	10,000-19,999 LB.
512	126	13	3	147	35	-	-	-	-	-	-	-	-	16	4	20,000-29,999 LB.
544	133	49	13	231	57	-	-	-	-	-	-	-	-	10	3	30,000-59,999 LB.
5 883	1 444	297	69	2 154	541	1	(Z)	4	1	-	-	-	-	82	22	60,000-89,999 LB.
79	20	6	1	20	4	-	-	7	1	-	-	-	-	-	-	90,000-OVER LB.
246	61	672	151	320	79	-	-	1 189	285	-	-	-	-	-	-	WEIGHT UNKNOWN
782	192	7	2	1 095	272	(Z)	(Z)	556	144	4 896	1 171	3	1	1	(Z)	
11 820	4 545	399	144	5 389	2 142	10	4	847	340	-	-	17	7	35	13	300-499 MI. UNDER 500 LB.
196	76	2	1	5	2	2	1	-	-	-	-	13	5	2	1	500-999 LB.
161	62	2	1	18	6	1	(Z)	-	-	-	-	-	-	-	(Z)	1,000-4,999 LB.
716	276	39	13	189	67	4	2	(Z)	(Z)	-	-	-	-	-	(Z)	5,000-9,999 LB.
469	183	17	7	61	24	-	-	-	-	-	-	-	-	-	-	10,000-19,999 LB.
736	278	13	5	192	73	-	-	-	-	-	-	-	-	-	-	20,000-29,999 LB.
790	299	5	2	241	90	1	1	-	-	-	-	-	-	(Z)	(Z)	30,000-59,999 LB.
6 728	2 561	281	101	3 687	1 474	-	-	-	-	-	-	-	-	32	12	60,000-89,999 LB.
334	135	17	6	33	12	-	-	-	-	-	-	-	-	-	-	90,000-OVER LB.
668	279	18	8	265	117	-	-	762	309	-	-	1	(Z)	-	-	WEIGHT UNKNOWN
1 024	397	5	2	699	276	1	1	84	31	-	-	3	1	-	-	
11 594	8 003	235	158	4 107	2 812	21	16	6 209	4 368	-	-	23	17	43	30	500-999 MI. UNDER 500 LB.
202	140	2	1	8	6	4	3	(Z)	(Z)	-	-	15	11	2	1	500-999 LB.
153	111	1	1	10	7	1	1	-	-	-	-	-	-	1	1	1,000-4,999 LB.
948	632	18	12	75	51	12	10	-	-	-	-	-	-	2	1	5,000-9,999 LB.
471	320	5	3	65	43	(Z)	(Z)	-	-	-	-	-	-	1	(Z)	10,000-19,999 LB.
659	454	16	10	216	144	(Z)	(Z)	-	-	-	-	-	-	4	3	20,000-29,999 LB.
950	665	12	9	210	149	(Z)	(Z)	-	-	-	-	-	-	3	2	30,000-59,999 LB.
5 927	4 082	110	74	1 641	1 129	-	-	5	4	-	-	-	-	15	10	60,000-89,999 LB.
252	173	-	-	16	11	-	-	-	-	-	-	1	1	6	4	90,000-OVER LB.
559	393	31	17	932	635	-	-	3 968	2 842	-	-	2	1	10	6	WEIGHT UNKNOWN
1 473	1 032	40	30	933	638	4	2	2 237	1 522	-	-	5	4	(Z)	(Z)	
2 028	2 434	73	98	908	1 092	4	4	2 568	3 182	-	-	11	13	12	14	1,000-1,499 MI. UNDER 500 LB.
62	74	(Z)	1	1	2	3	3	-	-	-	-	8	10	1	3	500-999 LB.
42	50	-	-	4	5	(Z)	(Z)	(Z)	(Z)	-	-	-	-	2	2	1,000-4,999 LB.
180	180	9	12	6	7	(Z)	(Z)	(Z)	(Z)	-	-	-	-	2	3	5,000-9,999 LB.
122	149	9	10	14	16	(Z)	(Z)	(Z)	(Z)	-	-	-	-	-	-	10,000-19,999 LB.
83	100	22	30	9	12	(Z)	(Z)	-	-	-	-	-	-	-	-	20,000-29,999 LB.
178	207	2	3	31	34	-	-	-	-	-	-	-	-	-	-	30,000-59,999 LB.
998	1 209	34	45	396	488	-	-	27	38	-	-	-	-	6	7	60,000-89,999 LB.
49	60	-	-	5	6	-	-	1	2	-	-	-	-	-	-	90,000-OVER LB.
73	90	2	3	260	299	-	-	1 875	2 303	-	-	-	-	-	-	WEIGHT UNKNOWN
263	316	2	2	181	224	(Z)	(Z)	660	834	-	-	3	3	1	1	
1 553	3 048	91	184	255	527	24	45	1 622	3 443	-	-	10	20	21	42	1,500-OVER MI. UNDER 500 LB.
72	150	(Z)	(Z)	4	7	3	8	2	5	-	-	8	16	2	5	500-999 LB.
25	49	1	2	(Z)	1	2	3	1	2	-	-	(Z)	(Z)	-	-	1,000-4,999 LB.
91	191	2	3	8	16	2	4	8	21	-	-	(Z)	1	3	7	5,000-9,999 LB.
86	187	7	16	2	5	-	-	15	38	-	-	-	-	-	-	10,000-19,999 LB.
75	153	-	-	6	14	-	-	1	1	-	-	-	-	-	-	20,000-29,999 LB.
70	139	6	12	11	21	-	-	3	6	-	-	-	-	-	-	30,000-59,999 LB.
805	1 545	70	142	69	159	-	-	154	372	-	-	-	-	16	30	60,000-89,999 LB.
6	10	-	-	2	3	-	-	22	47	-	-	-	-	-	-	90,000-OVER LB.
54	90	5	7	63	121	-	-	1 377	2 861	-	-	-	-	-	-	WEIGHT UNKNOWN
270	536	1	1	89	180	18	31	40	89	-	-	1	3	-	-	
64B	-	-	-	942	-	-	-	(Z)	-	661	-	2	-	3 477	-	01STANCE UNKNOWN
8	-	-	-	(Z)	-	-	-	-	-	-	-	(Z)	-	-	-	UNDER 500 LB.
(Z)	-	-	-	-	-	-	-	-	-	-	-	-	-	-	-	500-999 LB.
3	-	-	-	-	-	-	-	-	-	-	-	1	-	-	-	1,000-4,999 LB.
-	-	-	-	-	-	-	-	(Z)	-	-	-	-	-	-	-	5,000-9,999 LB.
4	-	-	-	-	-	-	-	-	-	-	-	-	-	-	-	30,000-59,999 LB.
633	-	-	-	942	-	-	-	(Z)	-	661	-	(Z)	-	3 477	-	WEIGHT UNKNOWN
72 005	11 448	10 599	534	166 881	11 322	17	4	236 392	109 271	426 422	67 881	4	2	17 915	52 29	
62	29	1	(Z)	234	4	(Z)	(Z)	-	-	(Z)	(Z)	3	2	1	(Z)	UNDER 500 LB.
68	22	3	2	105	11	(Z)	(Z)	(Z)	(Z)	(Z)	(Z)	-	-	(Z)	(Z)	500-999 LB.
532	137	43	4	831	56	-	-	5	11	(Z)	(Z)	(Z)	(Z)	-	-	1,000-4,999 LB.
604	137	55	4	1 039	74	-	-	7	8	115	43	-	-	3	(Z)	5,000-9,999 LB.
1 112	310	58	5	3 873	166	1	(Z)	14	8	258	148	-	-	1	2	10,000-19,999 LB.
1 361	276	142	15	4 399	238	-	-	4	(Z)	566	270	-	-	9	(Z)	20,000-29,999 LB.
37 610	5 734	4 127	314	41 762	4 551	10	1	44	41	3 519	1 466	-	-	13	13	30,000-59,999 LB.
5 498	1 459	212	14	6 031	790	-	-	31	6	14 986	5 294	-	-	-	-	60,000-89,999 LB.
14 291	1 520	2 558	54	40 742	1 948	-	-	167 446	71 407	161 946	32 048	-	-	402	30	90,000-OVER LB.



TABLE 7. SHIPMENTS BY MANUFACTURING ESTABLISHMENTS--MAJOR COMMOITY, WEIGHT, AND OISTANCE OF SHIPMENT BY MEANS OF TRANSPORT: 1977--CON.

TCC CODE	MAJOR COMMOITY, WEIGHT, AND OISTANCE OF SHIPMENT	ALL SHIPMENTS						MEANS OF TRANSPORT					
		VALUE (MILLIONS OF DOLLARS) (A)	TONS (THOU- SANDS) (B)	TON-MILES (MIL- LIONS) (C)	STANDARD ERROR (PERCENT) FOR COLUMNS--			RAIL		MOTOR CARRIER			
					(A)	(B)	(C)	TONS (THOU- SANDS)	TON- MILES (MIL- LIONS)	TONS (THOU- SANDS)	TON- MILES (MIL- LIONS)		
29	PETROLEUM AND COAL PRODUCTS . . . . .												
	UNDER 500 POUNDS . . . . .	128	242	3	39	85	57	(Z)	(Z)	13	1		
	500 TO 999 POUNDS . . . . .	72	102	2	28	17	23	2	(Z)	23	1		
	1,000 TO 4,999 POUNDS . . . . .	513	911	22	66	39	36	4	(Z)	231	9		
	5,000 TO 9,999 POUNDS . . . . .	365	1 118	26	57	31	33	2	(Z)	294	9		
	10,000 TO 19,999 POUNDS . . . . .	309	3 829	80	13	36	32	1	(Z)	363	13		
	20,000 TO 29,999 POUNDS . . . . .	464	4 603	111	18	25	31	15	1	569	21		
	30,000 TO 59,999 POUNDS . . . . .	5 468	56 409	1 752	19	18	17	56	3	23 705	901		
	60,000 TO 89,999 POUNDS . . . . .	1 066	11 009	453	41	43	58	3 233	76	1 645	70		
	90,000 AND OVER . . . . .	17 745	225 597	4 915	21	20	16	6 916	317	12 664	195		
	SHIPMENT WEIGHT UNKNOWN . . . . .	25 287	273 803	5 797	11	11	9	14 556	180	9 542	223		
	100 TO 199 MILES . . . . .	11 369	104 372	14 644	14	16	15	9 127	1 412	13 110	1 811		
	UNDER 500 POUNDS . . . . .	33	15	2	20	24	23	(Z)	(Z)	10	1		
	500 TO 999 POUNDS . . . . .	10	21	3	23	24	23	-	-	8	1		
	1,000 TO 4,999 POUNDS . . . . .	106	175	24	27	21	18	(Z)	(Z)	93	14		
	5,000 TO 9,999 POUNDS . . . . .	82	225	30	35	22	21	1	(Z)	82	12		
	10,000 TO 19,999 POUNDS . . . . .	119	430	61	25	19	18	1	(Z)	201	29		
	20,000 TO 29,999 POUNDS . . . . .	111	555	79	26	28	27	8	1	397	56		
	30,000 TO 59,999 POUNDS . . . . .	1 351	11 634	1 610	14	20	20	25	4	7 315	1 007		
	60,000 TO 89,999 POUNDS . . . . .	482	5 630	807	74	75	72	1 108	198	1 403	184		
	90,000 AND OVER . . . . .	4 811	45 807	6 367	18	18	18	5 451	824	1 310	184		
	SHIPMENT WEIGHT UNKNOWN . . . . .	4 265	39 880	5 662	11	13	12	2 533	384	2 290	323		
	200 TO 299 MILES . . . . .	9 837	86 473	20 933	9	10	11	9 325	2 297	6 349	1 568		
	UNDER 500 POUNDS . . . . .	24	10	3	38	40	42	(Z)	(Z)	9	2		
	500 TO 999 POUNDS . . . . .	8	13	3	30	36	36	-	-	12	3		
	1,000 TO 4,999 POUNDS . . . . .	68	137	33	18	19	20	1	(Z)	112	27		
	5,000 TO 9,999 POUNDS . . . . .	35	126	30	18	15	15	10	2	93	22		
	10,000 TO 19,999 POUNDS . . . . .	93	360	92	24	22	22	15	3	220	59		
	20,000 TO 29,999 POUNDS . . . . .	98	352	85	18	17	17	58	14	183	44		
	30,000 TO 59,999 POUNDS . . . . .	996	6 662	1 642	27	40	39	146	33	4 469	1 110		
	60,000 TO 89,999 POUNDS . . . . .	349	3 668	899	76	80	82	1 120	252	199	46		
	90,000 AND OVER . . . . .	4 395	42 250	10 181	13	13	13	7 116	1 786	119	28		
	SHIPMENT WEIGHT UNKNOWN . . . . .	3 771	32 894	7 965	13	12	11	858	206	933	228		
	300 TO 499 MILES . . . . .	8 334	77 885	30 067	20	27	27	13 357	5 118	10 014	3 727		
	UNDER 500 POUNDS . . . . .	23	13	5	61	46	47	(Z)	(Z)	11	4		
	500 TO 999 POUNDS . . . . .	36	23	9	58	65	65	(Z)	(Z)	17	6		
	1,000 TO 4,999 POUNDS . . . . .	44	75	28	17	15	16	(Z)	(Z)	55	21		
	5,000 TO 9,999 POUNDS . . . . .	74	269	104	36	76	75	4	2	126	50		
	10,000 TO 19,999 POUNDS . . . . .	83	251	99	40	28	28	4	2	203	80		
	20,000 TO 29,999 POUNDS . . . . .	179	870	385	56	80	83	6	2	254	93		
	30,000 TO 59,999 POUNDS . . . . .	1 106	8 943	3 445	40	50	51	40	15	4 544	1 687		
	60,000 TO 89,999 POUNDS . . . . .	837	8 366	3 234	75	80	80	1 369	502	1 976	770		
	90,000 AND OVER . . . . .	3 166	33 880	13 353	18	18	19	8 812	3 330	2 392	845		
	SHIPMENT WEIGHT UNKNOWN . . . . .	2 785	25 197	9 407	7	12	13	3 121	1 264	436	171		
	500 TO 999 MILES . . . . .	9 100	77 648	59 314	13	16	14	7 339	5 290	3 256	2 242		
	UNDER 500 POUNDS . . . . .	19	14	9	49	45	45	-	-	13	9		
	500 TO 999 POUNDS . . . . .	30	17	11	40	65	57	-	-	8	6		
	1,000 TO 4,999 POUNDS . . . . .	97	92	60	30	27	24	(Z)	(Z)	63	44		
	5,000 TO 9,999 POUNDS . . . . .	44	86	57	53	49	49	-	-	56	37		
	10,000 TO 19,999 POUNDS . . . . .	99	444	269	50	73	70	17	12	158	101		
	20,000 TO 29,999 POUNDS . . . . .	62	184	137	28	45	51	16	12	90	56		
	30,000 TO 59,999 POUNDS . . . . .	448	2 595	1 754	31	40	41	169	122	1 427	929		
	60,000 TO 89,999 POUNDS . . . . .	545	5 245	3 381	79	84	81	3 437	283	486	403		
	90,000 AND OVER . . . . .	3 994	36 256	30 228	13	15	15	4 624	3 274	305	201		
	SHIPMENT WEIGHT UNKNOWN . . . . .	3 762	32 716	23 408	22	21	23	2 076	1 586	651	456		
	1,000 TO 1,499 MILES . . . . .	4 944	42 105	52 432	22	24	24	2 840	3 533	617	792		
	UNDER 500 POUNDS . . . . .	8	3	3	33	32	32	-	-	2	3		
	500 TO 999 POUNDS . . . . .	5	1	2	29	39	39	-	-	1	1		
	1,000 TO 4,999 POUNDS . . . . .	14	20	25	39	46	48	(Z)	(Z)	20	25		
	5,000 TO 9,999 POUNDS . . . . .	5	11	14	46	39	40	(Z)	1	8	9		
	10,000 TO 19,999 POUNDS . . . . .	12	33	40	74	53	52	6	8	16	17		
	20,000 TO 29,999 POUNDS . . . . .	5	17	20	49	52	50	(Z)	1	5	7		
	30,000 TO 59,999 POUNDS . . . . .	120	813	1 050	36	47	48	27	38	161	197		
	60,000 TO 89,999 POUNDS . . . . .	69	183	240	39	30	31	113	140	-	-		
	90,000 AND OVER . . . . .	3 175	27 949	35 076	27	29	30	1 980	2 467	2	3		
	SHIPMENT WEIGHT UNKNOWN . . . . .	1 532	13 074	15 962	26	30	29	713	878	402	531		
	1,500 MILES AND OVER . . . . .	1 577	13 879	29 504	40	42	46	722	1 314	207	399		
	UNDER 500 POUNDS . . . . .	17	5	11	38	49	47	-	-	5	10		
	500 TO 999 POUNDS . . . . .	4	2	5	47	53	59	(Z)	(Z)	2	5		
	1,000 TO 4,999 POUNDS . . . . .	3	7	16	39	72	75	-	-	1	2		
	5,000 TO 9,999 POUNDS . . . . .	11	14	26	44	43	44	8	16	1	3		
	10,000 TO 19,999 POUNDS . . . . .	6	16	28	59	75	77	2	4	10	16		
	20,000 TO 29,999 POUNDS . . . . .	3	7	12	72	69	69	-	-	7	12		
	30,000 TO 59,999 POUNDS . . . . .	51	496	1 094	40	52	53	4	11	115	218		
	60,000 TO 89,999 POUNDS . . . . .	10	46	97	66	62	62	46	97	-	-		
	90,000 AND OVER . . . . .	1 103	10 008	19 694	47	46	51	448	808	57	119		
	SHIPMENT WEIGHT UNKNOWN . . . . .	369	3 277	8 522	51	55	57	213	379	9	15		
	SHIPMENT OISTANCE UNKNOWN . . . . .	3 758	17 745	-	7	16	-	-	-	(Z)	-		
	UNDER 500 POUNDS . . . . .	1	(Z)	-	100	100	-	-	-	(Z)	-		
	60,000 TO 89,999 POUNDS . . . . .	3	37	-	100	100	-	-	-	-	-		
	90,000 AND OVER . . . . .	104	987	-	70	69	-	-	-	-	-		
	SHIPMENT WEIGHT UNKNOWN . . . . .	3 651	16 720	-	6	17	-	-	-	(Z)	-		
30	RUBBER AND MISCELLANEOUS PLASTICS PRODUCTS . . . . .	38 008	18 978	9 387	9	19	11	3 051	2 219	10 590	5 687		
	UNDER 500 POUNDS . . . . .	4 172	720	325	17	14	17	2	2	452	266		
	500 TO 999 POUNDS . . . . .	2 101	697	293	17	18	17	4	3	514	242		
	1,000 TO 4,999 POUNDS . . . . .	7 559	3 226	1 527	19	17	13	30	31	2 268	1 305		

MEANS OF TRANSPORT--CON.

MOTOR CARRIER--CON.				PRIVATE TRUCK		AIR		WATER		PIPELINE		PARCEL DELIVERY		OTHER AND UNKNOWN		TCC CODE, WEIGHT, AND DISTANCE
ICC		NON-ICC		TONS (THOU-SANOS)	TON-MILES (MIL-LIONS)	TONS (THOU-SANOS)	TON-MILES (MIL-LIONS)	TONS (THOU-SANOS)	TON-MILES (MIL-LIONS)	TONS (THOU-SANOS)	TON-MILES (MIL-LIONS)	TONS (THOU-SANOS)	TON-MILES (MIL-LIONS)	TONS (THOU-SANOS)	TON-MILES (MIL-LIONS)	
13	1	1	(Z)													227
22	1	1	(Z)	76	1	(Z)	(Z)	(Z)	(Z)	(Z)	(Z)	-	-	(Z)	(Z)	UNDER 500 LB.
195	7	35	3	675	13	-	-	(Z)	(Z)	(Z)	(Z)	(Z)	(Z)	-	-	500-999 LB.
256	7	39	1	812	17	-	-	2	(Z)	6	(Z)	-	-	3	(Z)	1,000-4,999 LB.
315	10	48	2	3 448	66	1	(Z)	11	(Z)	6	(Z)	-	-	-	-	5,000-9,999 LB.
495	19	74	2	3 991	88	-	-	4	(Z)	14	1	-	-	9	(Z)	10,000-19,999 LB.
20 318	779	3 387	122	32 574	846	5	(Z)	21	(Z)	47	3	-	-	-	-	20,000-29,999 LB.
1 469	68	176	2	3 752	123	-	-	17	(Z)	2 362	183	-	-	-	-	30,000-59,999 LB.
10 217	176	2 447	19	37 918	1 294	-	-	65 836	1 487	101 950	1 612	-	-	312	10	60,000-89,999 LB.
6 283	199	3 259	24	58 904	1 158	-	-	20 358	521	169 100	3 707	-	-	1 343	7	90,000-OVER LB.
12 591	1 737	519	75	11 597	1 720	(Z)	(Z)	30 603	4 185	39 935	5 515	(Z)	(Z)	(Z)	(Z)	WEIGHT UNKNOWN
10	1	(Z)	(Z)	5	1	(Z)	(Z)	-	-	-	-	(Z)	(Z)	(Z)	(Z)	100-199 MI.
8	1	(Z)	(Z)	12	2	-	-	-	-	-	-	-	-	-	-	UNDER 500 LB.
90	13	4	1	81	10	-	-	-	-	-	-	-	-	-	-	500-999 LB.
70	10	12	1	142	18	-	-	-	-	-	-	-	-	-	-	1,000-4,999 LB.
196	29	5	1	228	32	-	-	-	-	-	-	-	-	-	-	5,000-9,999 LB.
351	50	46	6	150	21	-	-	-	-	-	-	-	-	-	-	10,000-19,999 LB.
6 898	945	418	61	4 209	588	-	-	1	(Z)	84	11	-	-	-	-	20,000-29,999 LB.
1 402	184	2	(Z)	1 633	194	-	-	6	1	1 480	230	-	-	-	-	30,000-59,999 LB.
1 310	184	-	-	243	29	-	-	24 563	3 295	14 241	2 034	-	-	-	-	60,000-89,999 LB.
2 258	318	32	5	4 894	826	-	-	6 032	889	24 131	3 240	(Z)	(Z)	-	-	90,000-OVER LB.
6 164	1 523	185	45	2 730	636	9	2	22 344	5 597	45 622	10 813	(Z)	(Z)	94	21	WEIGHT UNKNOWN
9	2	(Z)	(Z)	(Z)	(Z)	-	-	-	-	-	-	(Z)	(Z)	(Z)	(Z)	200-299 MI.
11	3	(Z)	(Z)	1	(Z)	(Z)	(Z)	-	-	-	-	-	-	-	-	UNDER 500 LB.
109	26	3	1	24	6	-	-	-	-	-	-	-	-	-	-	500-999 LB.
90	21	3	1	23	5	-	-	(Z)	(Z)	-	-	-	-	-	-	1,000-4,999 LB.
218	58	3	1	125	30	-	-	-	-	-	-	-	-	-	-	5,000-9,999 LB.
167	41	16	4	111	27	-	-	-	-	-	-	-	-	-	-	10,000-19,999 LB.
4 308	1 070	161	40	1 107	271	5	1	6	1	924	225	-	-	5	1	20,000-29,999 LB.
199	46	-	-	87	19	-	-	-	-	2 262	582	-	-	-	-	30,000-59,999 LB.
119	28	-	-	270	63	-	-	18 707	4 717	15 948	3 568	-	-	90	20	60,000-89,999 LB.
933	228	-	-	980	213	4	1	3 631	879	26 488	6 438	-	-	-	-	90,000-OVER LB.
9 682	3 614	332	113	5 942	2 350	1	(Z)	16 295	6 001	32 276	12 871	(Z)	(Z)	1	(Z)	WEIGHT UNKNOWN
11	4	(Z)	(Z)	1	(Z)	(Z)	(Z)	-	-	-	-	(Z)	(Z)	(Z)	(Z)	300-499 MI.
17	6	(Z)	(Z)	6	2	-	-	-	-	-	-	-	-	-	-	UNDER 500 LB.
54	20	1	(Z)	20	7	-	-	-	-	-	-	-	-	-	-	500-999 LB.
124	49	2	1	33	13	-	-	-	-	105	40	-	-	-	-	1,000-4,999 LB.
201	80	2	1	36	13	-	-	-	-	8	4	-	-	(Z)	(Z)	5,000-9,999 LB.
249	92	5	2	58	21	-	-	-	-	553	269	-	-	-	-	10,000-19,999 LB.
4 413	1 641	131	46	2 206	875	-	-	-	-	2 153	867	-	-	-	-	20,000-29,999 LB.
1 942	758	34	12	31	11	-	-	-	-	4 990	1 951	-	-	-	-	30,000-59,999 LB.
2 281	809	111	36	1 112	408	-	-	8 865	3 259	12 698	5 511	-	-	-	-	60,000-89,999 LB.
390	155	47	16	2 440	1 000	(Z)	(Z)	7 429	2 742	11 770	4 229	(Z)	(Z)	-	-	90,000-OVER LB.
3 239	2 230	17	11	2 026	1 501	(Z)	(Z)	38 930	30 751	26 096	19 529	1	1	(Z)	(Z)	WEIGHT UNKNOWN
13	9	(Z)	(Z)	1	(Z)	(Z)	(Z)	-	-	-	-	(Z)	(Z)	(Z)	(Z)	500-999 MI.
7	5	1	1	9	5	(Z)	(Z)	-	-	-	-	-	-	-	-	UNDER 500 LB.
62	43	(Z)	(Z)	29	16	-	-	-	-	-	-	-	-	-	-	500-999 LB.
56	37	(Z)	(Z)	25	17	-	-	-	-	4	3	-	-	-	-	1,000-4,999 LB.
157	101	1	1	31	20	-	-	(Z)	(Z)	238	135	-	-	-	-	5,000-9,999 LB.
88	55	2	1	69	69	-	-	-	-	-	-	-	-	-	-	10,000-19,999 LB.
1 414	921	13	9	928	650	-	-	-	-	72	52	-	-	-	-	20,000-29,999 LB.
486	403	-	-	490	442	-	-	8	4	3 824	2 249	-	-	-	-	30,000-59,999 LB.
305	201	-	-	182	119	-	-	19 036	15 951	12 108	10 682	-	-	-	-	60,000-89,999 LB.
651	456	-	-	252	163	(Z)	(Z)	19 886	14 795	9 850	6 407	1	(Z)	-	-	90,000-OVER LB.
556	714	61	78	540	670	(Z)	(Z)	32 715	40 516	5 382	6 906	(Z)	1	10	14	WEIGHT UNKNOWN
2	3	(Z)	(Z)	(Z)	(Z)	(Z)	(Z)	-	-	-	-	(Z)	1	(Z)	(Z)	1,000-1,499 MI.
1	1	(Z)	(Z)	(Z)	(Z)	-	-	-	-	-	-	-	-	-	-	UNDER 500 LB.
20	25	-	-	(Z)	(Z)	-	-	-	-	-	-	-	-	-	-	500-999 LB.
8	9	-	-	3	4	-	-	-	-	-	-	-	-	-	-	1,000-4,999 LB.
16	17	-	-	4	5	-	-	-	-	6	9	-	-	-	-	5,000-9,999 LB.
5	7	-	-	11	12	-	-	-	-	-	-	-	-	1	2	10,000-19,999 LB.
161	197	-	-	377	494	-	-	-	-	239	308	-	-	9	12	20,000-29,999 LB.
-	-	-	-	1	1	-	-	-	-	69	98	-	-	-	-	30,000-59,999 LB.
2	3	-	-	30	34	-	-	24 317	30 670	1 619	1 902	-	-	-	-	60,000-89,999 LB.
342	453	60	77	112	118	-	-	8 399	9 846	3 448	4 589	(Z)	(Z)	-	-	90,000-OVER LB.
190	362	18	37	365	836	1	2	9 202	20 212	3 382	6 740	(Z)	1	(Z)	(Z)	WEIGHT UNKNOWN
5	10	(Z)	(Z)	(Z)	1	(Z)	(Z)	-	-	-	-	(Z)	1	(Z)	(Z)	1,500-OVER MI.
2	4	(Z)	(Z)	(Z)	(Z)	-	-	-	-	-	-	-	-	-	-	UNDER 500 LB.
1	2	-	-	1	3	-	-	5	11	-	-	-	-	-	-	500-999 LB.
1	3	-	-	-	-	-	-	5	8	-	-	-	-	-	-	1,000-4,999 LB.
10	16	-	-	-	-	-	-	3	8	-	-	-	-	-	-	5,000-9,999 LB.
7	12	-	-	-	-	-	-	-	-	-	-	-	-	-	-	10,000-19,999 LB.
98	181	17	37	361	827	-	-	16	39	-	-	-	-	-	-	20,000-29,999 LB.
57	119	-	-	-	-	-	-	6 122	12 028	3 382	6 739	-	-	-	-	30,000-59,999 LB.
9	15	-	-	3	6	1	2	3 050	8 119	1	1	(Z)	(Z)	-	-	60,000-89,999 LB.
(Z)	-	-	-	1 303	-	-	-	55	-	243	-	-	-	16 143	-	90,000-OVER LB.
(Z)	-	-	-	-	-	-	-	-	-	-	-	-	-	-	-	WEIGHT UNKNOWN
-	-	-	-	37	-	-	-	-	-	-	-	-	-	-	-	UNDER 500 LB.
-	-	-	-	987	-	-	-	-	-	-	-	-	-	-	-	60,000-89,999 LB.
(Z)	-	-	-	279	-	-	-	55	-	243	-	-	-	16 143	-	90,000-OVER LB.
9 857	5 517	733	170	5 097	1 326	53	42	7	16	-	-	77	46	102	52	30
441	264	11	2	189	9	19	14	(Z)	1	-	-	49	32	8	1	UNDER 500 LB.
496	241	18	2	162	26	9	12	(Z)	(Z)	-	-	4	4	4	6	500-999 LB.
2 106	1 288	162	17	910	181	10	7	1	2	-	-	7	(Z)	1	1	1,000-4,999 LB.



TABLE 7. SHIPMENTS BY MANUFACTURING ESTABLISHMENTS--MAJOR COMMODITY, WEIGHT, AND DISTANCE OF SHIPMENT BY MEANS OF TRANSPORT: 1977--CON.

TCC CODE	MAJOR COMMODITY, WEIGHT, AND DISTANCE OF SHIPMENT	ALL SHIPMENTS						MEANS OF TRANSPORT						
		VALUE (MILLIONS OF DOLLARS) (A)	TONS (THOU- SANDS) (B)	TON-MILES (MIL- LIONS) (C)	STANDARD ERROR (PERCENT) FOR COLUMNS--			RAIL		MOTOR CARRIER				
					(A)	(B)	(C)	TONS (THOU- SANDS)	TON- MILES (MIL- LIONS)	TONS (THOU- SANDS)	TON- MILES (MIL- LIONS)			
30	RUBBER AND MISCELLANEOUS PLASTICS PRODUCTS. . . . .													
	5,000 TO 9,999 POUNDS . . . . .	3 021	1 848	892	17	25	18	46	34	1 200	708			
	10,000 TO 19,999 POUNDS . . . . .	3 815	2 455	1 024	24	36	23	126	70	1 359	673			
	20,000 TO 29,999 POUNDS . . . . .	4 154	2 481	1 499	14	23	15	374	321	1 497	930			
	30,000 TO 59,999 POUNDS . . . . .	7 187	4 658	2 717	13	15	19	2 033	1 452	2 030	947			
	60,000 TO 89,999 POUNDS . . . . .	4 222	3 07	1 95	41	32	40	93	102	92	53			
	90,000 AND OVER . . . . .	80	139	108	36	30	33	43	27	76	59			
	SHIPMENT WEIGHT UNKNOWN . . . . .	5 496	2 445	807	18	66	21	299	176	1 103	504			
	UNDER 100 MILES . . . . .	8 933	4 262	132	19	19	24	300	7	1 887	76			
	UNDER 500 POUNDS . . . . .	1 646	273	7	34	26	23	(2)	(2)	80	4			
	500 TO 999 POUNDS . . . . .	689	245	7	24	23	29	(2)	(2)	116	5			
	1,000 TO 4,999 POUNDS . . . . .	2 095	963	29	31	27	33	(2)	(2)	425	18			
	5,000 TO 9,999 POUNDS . . . . .	838	475	16	29	25	37	1	(2)	237	8			
	10,000 TO 19,999 POUNDS . . . . .	982	593	20	28	42	63	24	(2)	289	10			
	20,000 TO 29,999 POUNDS . . . . .	482	251	12	27	22	27	16	1	158	8			
	30,000 TO 59,999 POUNDS . . . . .	914	756	24	20	37	32	255	6	409	17			
	60,000 TO 89,999 POUNDS . . . . .	113	100	1	44	44	58	3	(2)	13	(2)			
	SHIPMENT WEIGHT UNKNOWN . . . . .	1 176	605	16	22	28	34	-	-	159	6			
	100 TO 199 MILES . . . . .	4 086	2 331	341	23	40	38	158	25	1 283	191			
	UNDER 500 POUNDS . . . . .	321	60	9	19	18	20	(2)	(2)	47	7			
	500 TO 999 POUNDS . . . . .	182	72	11	23	26	27	(2)	(2)	64	10			
	1,000 TO 4,999 POUNDS . . . . .	905	436	65	25	27	26	1	(2)	295	45			
	5,000 TO 9,999 POUNDS . . . . .	339	255	36	48	67	66	(2)	(2)	109	16			
	10,000 TO 19,999 POUNDS . . . . .	592	415	59	50	67	65	10	1	132	20			
	20,000 TO 29,999 POUNDS . . . . .	496	324	48	39	52	49	22	3	174	27			
	30,000 TO 59,999 POUNDS . . . . .	567	425	62	20	17	16	107	17	260	37			
	90,000 AND OVER . . . . .	8	5	1	100	100	100	-	-	5	1			
	SHIPMENT WEIGHT UNKNOWN . . . . .	677	338	50	42	38	38	17	3	198	29			
	200 TO 299 MILES . . . . .	3 590	1 722	432	15	23	21	124	31	1 138	289			
	UNDER 500 POUNDS . . . . .	429	69	18	30	25	26	(2)	(2)	60	15			
	500 TO 999 POUNDS . . . . .	257	81	21	37	34	35	(2)	(2)	75	20			
	1,000 TO 4,999 POUNDS . . . . .	997	388	99	36	39	39	1	(2)	294	75			
	5,000 TO 9,999 POUNDS . . . . .	313	199	50	25	23	23	2	1	138	35			
	10,000 TO 19,999 POUNDS . . . . .	323	210	53	34	50	48	19	4	96	25			
	20,000 TO 29,999 POUNDS . . . . .	358	270	67	41	56	52	17	5	138	35			
	30,000 TO 59,999 POUNDS . . . . .	384	273	67	35	24	25	49	12	159	39			
	60,000 TO 89,999 POUNDS . . . . .	77	29	8	52	52	54	1	(2)	27	8			
	90,000 AND OVER . . . . .	3	4	1	76	81	84	1	(2)	-	-			
	SHIPMENT WEIGHT UNKNOWN . . . . .	450	197	49	20	27	26	35	8	151	37			
	300 TO 499 MILES . . . . .	6 346	3 348	1 343	12	13	14	648	261	2 224	895			
	UNDER 500 POUNDS . . . . .	451	93	37	18	15	15	(2)	(2)	80	32			
	500 TO 999 POUNDS . . . . .	297	103	40	20	17	17	(2)	(2)	96	37			
	1,000 TO 4,999 POUNDS . . . . .	1 099	469	187	29	23	25	5	2	413	166			
	5,000 TO 9,999 POUNDS . . . . .	787	410	164	25	26	25	12	5	297	122			
	10,000 TO 19,999 POUNDS . . . . .	612	457	179	34	34	36	17	7	305	119			
	20,000 TO 29,999 POUNDS . . . . .	843	477	195	14	16	17	72	30	298	121			
	30,000 TO 59,999 POUNDS . . . . .	1 468	996	410	17	24	25	433	176	514	215			
	60,000 TO 89,999 POUNDS . . . . .	62	46	20	35	29	28	29	12	11	5			
	90,000 AND OVER . . . . .	30	21	8	77	55	53	6	3	15	6			
	SHIPMENT WEIGHT UNKNOWN . . . . .	696	277	104	20	19	19	74	28	195	73			
	500 TO 999 MILES . . . . .	8 758	4 390	3 070	11	13	13	1 099	761	2 471	1 731			
	UNDER 500 POUNDS . . . . .	673	123	87	15	21	21	1	1	102	72			
	500 TO 999 POUNDS . . . . .	443	113	79	25	30	30	2	7	104	73			
	1,000 TO 4,999 POUNDS . . . . .	1 159	464	322	17	20	19	10	7	403	284			
	5,000 TO 9,999 POUNDS . . . . .	424	252	170	26	24	25	24	16	194	131			
	10,000 TO 19,999 POUNDS . . . . .	989	582	400	8	25	26	40	28	397	272			
	20,000 TO 29,999 POUNDS . . . . .	1 208	678	479	17	20	21	62	43	462	322			
	30,000 TO 59,999 POUNDS . . . . .	2 610	1 503	1 058	14	25	25	792	558	409	280			
	60,000 TO 89,999 POUNDS . . . . .	25	50	46	50	69	73	4	3	38	36			
	90,000 AND OVER . . . . .	14	80	53	57	52	53	32	19	45	32			
	SHIPMENT WEIGHT UNKNOWN . . . . .	1 214	545	375	18	22	24	132	85	319	230			
	1,000 TO 1,499 MILES . . . . .	2 832	1 185	1 397	23	30	31	321	368	738	881			
	UNDER 500 POUNDS . . . . .	332	49	58	30	22	22	(2)	(2)	43	51			
	500 TO 999 POUNDS . . . . .	92	28	32	24	18	18	(2)	(2)	21	25			
	1,000 TO 4,999 POUNDS . . . . .	779	213	249	33	21	21	5	6	191	223			
	5,000 TO 9,999 POUNDS . . . . .	94	61	70	41	49	48	2	3	58	66			
	10,000 TO 19,999 POUNDS . . . . .	177	102	121	22	33	33	6	7	69	86			
	20,000 TO 29,999 POUNDS . . . . .	363	220	241	25	22	22	143	152	57	66			
	30,000 TO 59,999 POUNDS . . . . .	669	371	451	52	55	57	111	134	252	308			
	60,000 TO 89,999 POUNDS . . . . .	101	54	69	96	80	80	38	48	-	-			
	90,000 AND OVER . . . . .	13	17	21	69	83	81	4	5	-	-			
	SHIPMENT WEIGHT UNKNOWN . . . . .	211	70	85	19	37	36	12	14	47	57			
	1,500 MILES AND OVER . . . . .	2 636	1 388	2 670	14	19	19	392	766	849	1 624			
	UNDER 500 POUNDS . . . . .	320	53	110	38	23	25	1	1	42	86			
	500 TO 999 POUNDS . . . . .	141	56	103	21	27	26	1	2	38	73			
	1,000 TO 4,999 POUNDS . . . . .	525	293	576	30	37	37	8	16	247	495			
	5,000 TO 9,999 POUNDS . . . . .	225	195	386	32	36	35	5	11	166	331			
	10,000 TO 19,999 POUNDS . . . . .	141	95	191	30	37	36	10	22	72	142			
	20,000 TO 29,999 POUNDS . . . . .	403	262	457	37	42	38	42	87	210	350			
	30,000 TO 59,999 POUNDS . . . . .	576	333	644	18	26	25	286	550	28	51			
	60,000 TO 89,999 POUNDS . . . . .	44	27	52	34	33	32	19	39	3	5			
	90,000 AND OVER . . . . .	13	12	24	93	84	86	-	-	10	21			
	SHIPMENT WEIGHT UNKNOWN . . . . .	248	62	129	13	14	14	19	39	33	72			
	SHIPMENT DISTANCE UNKNOWN . . . . .	826	351	-	55	99	-	10	-	1	-			
	5,000 TO 9,999 POUNDS . . . . .	1	1	-	100	100	-	-	-	1	-			
	SHIPMENT WEIGHT UNKNOWN . . . . .	825	351	-	55	99	-	10	-	(2)	-			
31	LEATHER AND LEATHER PRODUCTS. . . . .	8 134	1 503	730	9	2	11	17	17	665	466			



MEANS OF TRANSPORT--CON.

MOTOR CARRIER--CON.				PRIVATE TRUCK		AIR		WATER		PIPELINE		PARCEL DELIVERY		OTHER AND UNKNOWN		TCC CODE, WEIGHT, AND DISTANCE	
ICC		NON-ICC		TONS	TON-MILES	TONS	TON-MILES	TONS	TON-MILES	TONS	TON-MILES	TONS	TON-MILES	TONS	TON-MILES	TONS	TON-MILES
(THOU-SANOS)	(MIL-LIONS)	(THOU-SANOS)	(MIL-LIONS)	(THOU-SANOS)	(MIL-LIONS)	(THOU-SANOS)	(MIL-LIONS)	(THOU-SANOS)	(MIL-LIONS)	(THOU-SANOS)	(MIL-LIONS)	(THOU-SANOS)	(MIL-LIONS)	(THOU-SANOS)	(MIL-LIONS)	(THOU-SANOS)	(MIL-LIONS)
1 147	703	53	5	598	144	1	1	1	4	-	-	(Z)	(Z)	1	1	5,000-9,999 LB.	
1 318	648	42	25	961	276	6	2	1	(Z)	-	-	-	-	1	3	10,000-19,999 LB.	
1 482	916	15	13	605	236	-	-	3	7	-	-	-	-	2	5	20,000-29,999 LB.	
1 616	844	414	103	580	285	-	-	-	-	-	-	-	-	14	33	30,000-59,999 LB.	
92	53	-	-	122	39	-	-	-	-	-	-	-	-	-	-	60,000-89,999 LB.	
76	59	-	-	21	22	-	-	-	-	-	-	-	-	-	-	90,000-OVER LB.	
1 084	499	19	4	948	107	7	7	1	1	-	-	17	10	71	2	WEIGHT UNKNOWN	
1 458	64	428	12	2 019	48	2	(Z)	(Z)	(Z)	-	-	22	1	32	(Z)	UNDER 100 MI.	
71	3	9	(Z)	173	3	1	(Z)	(Z)	(Z)	-	-	12	(Z)	7	(Z)	UNDER 500 LB.	
204	4	15	(Z)	129	2	(Z)	(Z)	(Z)	(Z)	-	-	-	-	-	-	500-999 LB.	
294	15	131	3	531	10	1	(Z)	(Z)	(Z)	-	-	7	(Z)	-	-	1,000-4,999 LB.	
193	7	44	1	237	8	-	-	-	-	-	-	-	-	(Z)	(Z)	5,000-9,999 LB.	
279	10	10	(Z)	280	10	-	-	-	-	-	-	-	-	-	-	-	10,000-19,999 LB.
158	8	1	(Z)	77	3	-	-	-	-	-	-	-	-	-	-	-	20,000-29,999 LB.
197	10	212	7	92	2	-	-	-	-	-	-	-	-	-	-	-	30,000-59,999 LB.
13	(Z)	-	-	84	1	-	-	-	-	-	-	-	-	-	-	-	60,000-89,999 LB.
153	6	6	(Z)	416	9	(Z)	(Z)	(Z)	(Z)	-	-	4	(Z)	25	(Z)	WEIGHT UNKNOWN	
1 277	190	6	1	881	124	1	(Z)	(Z)	(Z)	-	-	7	1	1	(Z)	100-199 MI.	
47	7	(Z)	(Z)	8	1	1	(Z)	(Z)	(Z)	-	-	4	1	(Z)	(Z)	UNDER 500 LB.	
64	10	(Z)	(Z)	8	1	(Z)	(Z)	(Z)	(Z)	-	-	1	(Z)	(Z)	(Z)	500-999 LB.	
291	44	5	1	139	20	(Z)	(Z)	(Z)	(Z)	-	-	-	-	(Z)	(Z)	1,000-4,999 LB.	
108	16	1	(Z)	145	21	-	-	-	-	-	-	(Z)	(Z)	(Z)	(Z)	5,000-9,999 LB.	
132	20	-	-	274	38	-	-	-	-	-	-	-	-	-	-	-	10,000-19,999 LB.
174	27	-	-	128	17	-	-	-	-	-	-	-	-	-	-	-	20,000-29,999 LB.
260	37	-	-	58	B	-	-	-	-	-	-	-	-	-	-	-	30,000-59,999 LB.
5	1	-	-	-	-	-	-	-	-	-	-	-	-	-	-	-	90,000-OVER LB.
198	29	(Z)	(Z)	121	18	(Z)	(Z)	-	-	-	-	2	(Z)	(Z)	(Z)	WEIGHT UNKNOWN	
1 117	283	21	6	445	109	9	2	1	(Z)	-	-	5	1	(Z)	(Z)	200-299 MI.	
60	15	(Z)	(Z)	3	1	2	1	-	-	-	-	4	1	-	-	-	UNDER 500 LB.
73	19	2	1	5	1	(Z)	(Z)	-	-	-	-	-	-	-	-	-	500-999 LB.
287	73	7	2	93	24	(Z)	(Z)	-	-	-	-	-	-	-	-	-	1,000-4,999 LB.
137	34	1	(Z)	59	15	-	-	-	-	-	-	-	-	-	-	-	5,000-9,999 LB.
96	25	-	-	88	21	6	2	1	(Z)	-	-	-	-	-	-	-	10,000-19,999 LB.
134	34	3	1	116	27	-	-	-	-	-	-	-	-	-	-	-	20,000-29,999 LB.
156	39	3	1	66	16	-	-	-	-	-	-	-	-	-	-	-	30,000-59,999 LB.
27	8	-	-	2	(Z)	-	-	-	-	-	-	-	-	-	-	-	60,000-89,999 LB.
147	36	4	1	10	3	(Z)	(Z)	-	-	-	-	1	(Z)	(Z)	(Z)	90,000-OVER LB.	
2 003	795	221	100	454	179	10	4	(Z)	(Z)	-	-	10	4	1	(Z)	300-499 MI.	
79	31	(Z)	(Z)	2	1	4	2	-	-	-	-	7	3	(Z)	(Z)	UNDER 500 LB.	
96	37	(Z)	(Z)	6	2	1	(Z)	-	-	-	-	-	-	-	-	-	500-999 LB.
405	162	8	3	46	17	4	2	-	-	-	-	(Z)	(Z)	-	-	-	1,000-4,999 LB.
291	119	6	2	100	37	1	1	-	-	-	-	(Z)	(Z)	-	-	-	5,000-9,999 LB.
305	119	-	-	135	54	-	-	-	-	-	-	-	-	-	-	-	10,000-19,999 LB.
298	121	-	-	106	44	-	-	-	-	-	-	-	-	-	-	-	20,000-29,999 LB.
317	123	197	92	48	19	-	-	-	-	-	-	-	-	-	-	-	30,000-59,999 LB.
11	5	-	-	7	3	-	-	-	-	-	-	-	-	-	-	-	60,000-89,999 LB.
15	6	-	-	-	-	-	-	-	-	-	-	-	-	-	-	-	90,000-OVER LB.
186	70	9	3	4	1	1	(Z)	(Z)	(Z)	-	-	3	1	1	(Z)	WEIGHT UNKNOWN	
2 422	1 694	49	37	785	553	17	12	(Z)	(Z)	-	-	17	12	1	(Z)	500-999 MI.	
101	71	1	1	2	1	B	6	-	-	-	-	10	7	1	(Z)	UNDER 500 LB.	
103	73	(Z)	(Z)	2	2	2	2	-	-	-	-	2	1	-	-	-	500-999 LB.
393	277	10	7	48	30	2	2	(Z)	(Z)	-	-	(Z)	(Z)	(Z)	(Z)	1,000-4,999 LB.	
194	131	-	-	35	24	-	-	-	-	-	-	(Z)	(Z)	-	-	-	5,000-9,999 LB.
366	247	31	25	145	100	(Z)	(Z)	-	-	-	-	-	-	-	-	-	10,000-19,999 LB.
455	317	7	5	154	114	-	-	-	-	-	-	-	-	-	-	-	20,000-29,999 LB.
409	280	-	-	302	221	-	-	-	-	-	-	-	-	-	-	-	30,000-59,999 LB.
38	36	-	-	8	7	-	-	-	-	-	-	-	-	-	-	-	60,000-89,999 LB.
45	32	-	-	3	2	-	-	-	-	-	-	-	-	-	-	-	90,000-OVER LB.
319	230	(Z)	(Z)	86	54	4	3	-	-	-	-	5	4	(Z)	(Z)	WEIGHT UNKNOWN	
737	879	1	1	114	134	5	6	(Z)	(Z)	-	-	7	8	(Z)	(Z)	1,000-1,499 MI.	
42	50	(Z)	(Z)	1	1	(Z)	1	-	-	-	-	5	6	(Z)	(Z)	UNDER 500 LB.	
21	25	-	-	2	3	4	4	(Z)	(Z)	-	-	(Z)	(Z)	(Z)	(Z)	500-999 LB.	
191	223	-	-	16	19	1	1	(Z)	(Z)	-	-	(Z)	(Z)	(Z)	(Z)	1,000-4,999 LB.	
58	66	-	-	1	1	-	-	-	-	-	-	(Z)	(Z)	-	-	-	5,000-9,999 LB.
69	86	-	-	27	29	-	-	-	-	-	-	-	-	-	-	-	10,000-19,999 LB.
57	66	-	-	20	23	-	-	-	-	-	-	-	-	-	-	-	20,000-29,999 LB.
251	307	1	1	8	10	-	-	-	-	-	-	-	-	-	-	-	30,000-59,999 LB.
-	-	-	-	16	21	-	-	-	-	-	-	-	-	-	-	-	60,000-89,999 LB.
-	-	-	-	13	16	-	-	-	-	-	-	-	-	-	-	-	90,000-OVER LB.
47	57	-	-	8	11	(Z)	1	-	-	-	-	2	2	-	-	-	WEIGHT UNKNOWN
842	1 611	7	13	103	180	8	17	5	15	-	-	9	18	22	50	1,500-OVER MI.	
41	85	(Z)	(Z)	1	2	2	5	(Z)	1	-	-	7	15	(Z)	(Z)	UNDER 500 LB.	
38	72	(Z)	(Z)	9	14	3	6	(Z)	(Z)	-	-	1	2	4	6	500-999 LB.	
246	494	1	1	36	61	1	3	(Z)	2	-	-	(Z)	(Z)	(Z)	(Z)	1,000-4,999 LB.	
166	330	1	1	22	39	-	-	1	4	-	-	-	-	1	1	5,000-9,999 LB.	
72	142	-	-	12	24	-	-	-	-	-	-	-	-	1	3	10,000-19,999 LB.	
206	343	4	7	5	B	-	-	3	7	-	-	-	-	2	5	20,000-29,999 LB.	
27	48	2	3	5	10	-	-	-	-	-	-	-	-	14	33	30,000-59,999 LB.	
3	5	-	-	5	7	-	-	-	-	-	-	-	-	-	-	60,000-89,999 LB.	
10	21	-	-	2	3	-	-	-	-	-	-	-	-	-	-	90,000-OVER LB.	
33	72	-	-	6	11	2	4	(Z)	1	-	-	1	1	1	1	WEIGHT UNKNOWN	
1	-	-	-	297	-	(Z)	-	-	-	-	-	-	-	44	-	-	DISTANCE UNKNOWN
1	-	-	-	-	-	-	-	-	-	-	-	-	-	-	-	-	5,000-9,999 LB.
(Z)	-	-	-	297	-	(Z)	-	-	-	-	-	-	-	44	-	-	WEIGHT UNKNOWN
662	466	2	1	703	182	7	10	6	5	-	-	62	46	43	4	31	

TABLE 7. SHIPMENTS BY MANUFACTURING ESTABLISHMENTS--MAJOR COMMOOITY, WEIGHT, AND OISTANCE OF SHIPMENT BY MEANS OF TRANSPORT: 1977--CON.

TCC CODE	MAJOR COMMODITY, WEIGHT, AND OISTANCE OF SHIPMENT	ALL SHIPMENTS						MEANS OF TRANSPORT					
		VALUE (MILLIONS OF DOLLARS) (A)	TONS (THOU- SANOS) (B)	TON-MILES (MIL- LIONS) (C)	STANOARD ERROR (PERCENT) FOR COLUMNS--			RAIL		MOTOR CARRIER			
					(A)	(B)	(C)	TONS (THOU- SANOS)	TON- MILES (MIL- LIONS)	TONS (THOU- SANOS)	TON- MILES (MIL- LIONS)		
31	LEATHER AND LEATHER PRODUCTS . . . . .												
	UNDER 500 POUNDS . . . . .	2 106	202	141	16	11	14	-	1	140	99		
	500 TO 999 POUNDS . . . . .	1 601	92	74	21	13	19	(Z)	(Z)	78	67		
	1,000 TO 4,999 POUNDS . . . . .	1 147	212	133	10	9	11	-	7	152	103		
	5,000 TO 9,999 POUNDS . . . . .	312	66	38	13	14	24	-	7	35	25		
	10,000 TO 19,999 POUNDS . . . . .	205	55	36	20	28	51	-	4	38	28		
	20,000 TO 29,999 POUNDS . . . . .	106	29	12	45	32	35	(Z)	(Z)	13	5		
	30,000 TO 59,999 POUNDS . . . . .	428	266	74	34	25	28	-	1	28	15		
	60,000 TO 89,999 POUNDS . . . . .	12	20	1	24	30	3	-	-	-	-		
	90,000 AND OVER . . . . .	9	1	(Z)	100	100	100	-	-	-	-		
	SHIPMENT WEIGHT UNKNOWN . . . . .	3 208	561	223	11	2	16	-	-	180	124		
	UNDER 100 MILES . . . . .	2 091	447	19	9	1	1	-	-	110	6		
	UNDER 500 POUNDS . . . . .	291	31	1	10	11	13	-	-	18	1		
	500 TO 999 POUNDS . . . . .	81	14	1	12	16	20	-	-	8	(Z)		
	1,000 TO 4,999 POUNDS . . . . .	224	48	2	17	17	25	-	-	24	1		
	5,000 TO 9,999 POUNDS . . . . .	62	14	1	36	27	33	-	-	4	(Z)		
	10,000 TO 19,999 POUNDS . . . . .	84	18	1	53	65	70	-	-	12	1		
	20,000 TO 29,999 POUNDS . . . . .	43	13	1	75	56	55	-	-	6	(Z)		
	30,000 TO 59,999 POUNDS . . . . .	135	85	5	55	35	43	-	-	11	1		
	60,000 TO 89,999 POUNDS . . . . .	12	20	1	24	30	3	-	-	-	-		
	90,000 AND OVER . . . . .	9	1	(Z)	100	100	100	-	-	-	-		
	SHIPMENT WEIGHT UNKNOWN . . . . .	1 149	202	6	15	1	1	-	-	27	1		
	100 TO 199 MILES . . . . .	1 073	187	29	13	17	18	1	(Z)	74	12		
	UNDER 500 POUNDS . . . . .	226	20	3	28	14	15	-	-	14	2		
	500 TO 999 POUNDS . . . . .	54	10	2	22	20	20	-	-	9	1		
	1,000 TO 4,999 POUNDS . . . . .	162	32	5	19	16	15	-	-	27	4		
	5,000 TO 9,999 POUNDS . . . . .	76	11	2	33	34	35	-	-	7	1		
	10,000 TO 19,999 POUNDS . . . . .	30	5	1	35	30	34	-	-	4	1		
	20,000 TO 29,999 POUNDS . . . . .	10	3	(Z)	17	29	27	(Z)	(Z)	2	(Z)		
	30,000 TO 59,999 POUNDS . . . . .	52	20	3	67	66	70	1	(Z)	-	-		
	SHIPMENT WEIGHT UNKNOWN . . . . .	464	86	13	20	26	26	-	-	11	2		
	200 TO 299 MILES . . . . .	615	159	41	18	14	15	-	-	32	8		
	UNDER 500 POUNDS . . . . .	173	15	4	40	15	16	-	-	10	2		
	500 TO 999 POUNDS . . . . .	33	5	1	21	19	18	-	-	4	1		
	1,000 TO 4,999 POUNDS . . . . .	101	16	4	22	19	19	-	-	11	3		
	5,000 TO 9,999 POUNDS . . . . .	5	1	(Z)	39	39	35	-	-	1	(Z)		
	10,000 TO 19,999 POUNDS . . . . .	3	3	1	62	88	87	-	-	(Z)	(Z)		
	20,000 TO 29,999 POUNDS . . . . .	1	(Z)	(Z)	69	69	69	-	-	(Z)	(Z)		
	30,000 TO 59,999 POUNDS . . . . .	175	105	28	50	47	49	-	-	1	(Z)		
	SHIPMENT WEIGHT UNKNOWN . . . . .	124	14	3	42	41	40	-	-	4	1		
	300 TO 499 MILES . . . . .	789	118	47	7	11	11	(Z)	(Z)	80	32		
	UNDER 500 POUNDS . . . . .	256	28	11	10	12	12	(Z)	(Z)	21	8		
	500 TO 999 POUNDS . . . . .	74	13	5	20	24	23	-	-	12	5		
	1,000 TO 4,999 POUNDS . . . . .	96	18	7	12	13	13	-	-	15	6		
	5,000 TO 9,999 POUNDS . . . . .	34	10	4	30	39	39	-	-	8	3		
	10,000 TO 19,999 POUNDS . . . . .	14	3	1	56	55	54	-	-	2	1		
	20,000 TO 29,999 POUNDS . . . . .	5	1	(Z)	96	79	74	-	-	(Z)	(Z)		
	30,000 TO 59,999 POUNDS . . . . .	5	11	5	66	72	73	-	-	(Z)	(Z)		
	SHIPMENT WEIGHT UNKNOWN . . . . .	305	36	14	14	15	15	-	-	22	9		
	500 TO 999 MILES . . . . .	1 752	307	223	15	21	22	11	7	166	125		
	UNDER 500 POUNDS . . . . .	674	63	46	13	14	15	(Z)	(Z)	45	33		
	500 TO 999 POUNDS . . . . .	166	22	16	35	17	18	(Z)	(Z)	19	14		
	1,000 TO 4,999 POUNDS . . . . .	298	52	38	22	17	17	(Z)	(Z)	38	28		
	5,000 TO 9,999 POUNDS . . . . .	61	16	11	31	25	23	-	-	4	3		
	10,000 TO 19,999 POUNDS . . . . .	47	11	7	36	49	48	-	-	5	4		
	20,000 TO 29,999 POUNDS . . . . .	17	7	4	47	62	58	(Z)	(Z)	1	1		
	30,000 TO 59,999 POUNDS . . . . .	37	38	25	46	41	40	(Z)	(Z)	13	11		
	SHIPMENT WEIGHT UNKNOWN . . . . .	453	100	76	29	49	49	-	-	40	32		
	1,000 TO 1,499 MILES . . . . .	918	156	176	23	27	25	1	1	117	134		
	UNDER 500 POUNDS . . . . .	260	24	28	34	18	18	(Z)	(Z)	16	20		
	500 TO 999 POUNDS . . . . .	76	11	14	49	37	41	-	-	10	13		
	1,000 TO 4,999 POUNDS . . . . .	134	25	29	21	23	22	1	1	22	25		
	5,000 TO 9,999 POUNDS . . . . .	42	9	11	34	35	37	-	-	8	10		
	10,000 TO 19,999 POUNDS . . . . .	5	1	1	59	56	59	-	-	1	1		
	20,000 TO 29,999 POUNDS . . . . .	29	5	6	60	62	62	-	-	3	3		
	30,000 TO 59,999 POUNDS . . . . .	16	2	2	55	62	62	-	-	-	-		
	SHIPMENT WEIGHT UNKNOWN . . . . .	358	79	87	35	63	60	-	-	56	62		
	1,500 MILES AND OVER . . . . .	640	96	195	15	23	21	3	8	74	149		
	UNDER 500 POUNDS . . . . .	226	23	48	18	21	20	(Z)	(Z)	17	34		
	500 TO 999 POUNDS . . . . .	117	16	36	40	21	21	-	-	15	32		
	1,000 TO 4,999 POUNDS . . . . .	133	21	48	26	25	26	2	6	16	37		
	5,000 TO 9,999 POUNDS . . . . .	33	4	9	45	57	58	1	2	3	7		
	10,000 TO 19,999 POUNDS . . . . .	22	15	24	71	89	87	-	-	14	21		
	20,000 TO 29,999 POUNDS . . . . .	(Z)	1	1	100	100	100	-	-	-	-		
	30,000 TO 59,999 POUNDS . . . . .	7	4	7	100	100	100	-	-	2	4		
	SHIPMENT WEIGHT UNKNOWN . . . . .	101	12	23	21	24	22	-	-	8	16		
	SHIPMENT DISTANCE UNKNOWN . . . . .	254	33	-	23	31	-	-	-	12	-		
	UNDER 500 POUNDS . . . . .	(Z)	(Z)	-	94	82	-	-	-	(Z)	-		
	SHIPMENT WEIGHT UNKNOWN . . . . .	254	33	-	23	31	-	-	-	12	-		
32	STONE, CLAY, GLASS, AND CONCRETE PRODUCTS . . . . .	37 049	653 496	49 211	4	8	11	43 129	15 691	115 749	15 986		
	UNDER 500 POUNDS . . . . .	2 671	899	193	11	12	20	6	7	219	132		
	500 TO 999 POUNDS . . . . .	587	564	109	16	15	11	4	5	160	80		
	1,000 TO 4,999 POUNDS . . . . .	2 099	6 532	608	9	18	10	34	29	1 234	400		
	5,000 TO 9,999 POUNDS . . . . .	1 403	7 815	653	11	22	10	84	59	1 280	332		
	10,000 TO 19,999 POUNDS . . . . .	2 628	28 543	1 389	8	34	15	346	247	2 728	525		

MEANS OF TRANSPORT--CON.

MOTOR CARRIER--CON.				PRIVATE TRUCK		AIR		WATER		PIPELINE		PARCEL DELIVERY		OTHER AND UNKNOWN		TCC CODE, WEIGHT, AND DISTANCE									
ICC		NON-ICC		TONS (THOU-SANOS)	TON-MILES (MIL-LIONS)	TONS (THOU-SANOS)	TON-MILES (MIL-LIONS)	TONS (THOU-SANOS)	TON-MILES (MIL-LIONS)	TONS (THOU-SANOS)	TON-MILES (MIL-LIONS)	TONS (THOU-SANOS)	TON-MILES (MIL-LIONS)	TONS (THOU-SANOS)	TON-MILES (MIL-LIONS)										
																31									
140	99	(Z)	(Z)	12	3	3	4	(Z)	(Z)	-	-	45	33	1	(Z)	UNOER 500 LB.									
78	67	(Z)	(Z)	11	3	(Z)	1	1	3	-	-	(Z)	(Z)	1	(Z)	500-999 LB.									
151	103	1	(Z)	52	17	3	4	(Z)	(Z)	-	-	1	1	1	(Z)	1,000-4,999 LB.									
35	25	-	-	22	7	-	-	-	-	-	-	-	-	1	(Z)	5,000-9,999 LB.									
38	28	-	-	13	5	-	-	-	-	-	-	-	-	-	-	10,000-19,999 LB.									
13	5	-	-	14	5	-	-	2	2	-	-	-	-	-	-	20,000-29,999 LB.									
28	15	-	-	234	57	-	-	3	1	-	-	-	-	-	-	30,000-59,999 LB.									
-	-	-	-	20	1	-	-	-	-	-	-	-	-	-	-	60,000-89,999 LB.									
-	-	-	-	1	(Z)	-	-	-	-	-	-	-	-	-	-	90,000-OVER LB.									
179	123	1	1	323	83	1	1	(Z)	(Z)	-	-	16	12	40	2	WEIGHT UNKNOWN									
109	6	2	(Z)	310	13	(Z)	(Z)	2	(Z)	-	-	6	(Z)	19	(Z)	UNOER 100 MI.									
18	1	(Z)	(Z)	7	(Z)	(Z)	(Z)	(Z)	(Z)	-	-	5	(Z)	1	(Z)	UNOER 500 LB.									
8	(Z)	-	-	6	(Z)	-	-	-	-	-	-	-	-	-	(Z)	500-999 LB.									
23	1	1	(Z)	24	1	-	-	-	-	-	-	-	-	-	(Z)	1,000-4,999 LB.									
4	(Z)	-	-	10	1	-	-	-	-	-	-	-	-	-	-	5,000-9,999 LB.									
12	1	-	-	6	(Z)	-	-	-	-	-	-	-	-	-	-	10,000-19,999 LB.									
6	(Z)	-	-	7	(Z)	-	-	-	-	-	-	-	-	-	-	20,000-29,999 LB.									
11	1	-	-	73	4	-	-	2	(Z)	-	-	-	-	-	-	30,000-59,999 LB.									
-	-	-	-	20	1	-	-	-	-	-	-	-	-	-	-	60,000-89,999 LB.									
-	-	-	-	1	(Z)	-	-	-	-	-	-	-	-	-	-	90,000-OVER LB.									
27	1	1	(Z)	156	5	(Z)	(Z)	(Z)	(Z)	-	-	1	(Z)	18	(Z)	WEIGHT UNKNOWN									
74	12	(Z)	(Z)	107	16	(Z)	(Z)	-	-	-	-	5	1	(Z)	(Z)	100-199 MI.									
14	2	(Z)	(Z)	1	(Z)	(Z)	(Z)	-	-	-	-	4	1	(Z)	(Z)	UNOER 500 LB.									
9	1	-	-	1	(Z)	-	-	-	-	-	-	(Z)	(Z)	-	-	500-999 LB.									
27	4	-	-	5	1	(Z)	(Z)	-	-	-	-	-	-	-	-	1,000-4,999 LB.									
7	1	-	-	4	1	-	-	-	-	-	-	-	-	-	-	5,000-9,999 LB.									
4	1	-	-	2	(Z)	-	-	-	-	-	-	-	-	-	-	10,000-19,999 LB.									
2	(Z)	-	-	(Z)	(Z)	-	-	-	-	-	-	-	-	-	-	20,000-29,999 LB.									
-	-	-	-	20	3	-	-	-	-	-	-	-	-	-	-	30,000-59,999 LB.									
11	2	-	-	74	11	(Z)	(Z)	-	-	-	-	1	(Z)	(Z)	(Z)	WEIGHT UNKNOWN									
32	8	(Z)	(Z)	121	31	(Z)	(Z)	(Z)	(Z)	-	-	5	1	(Z)	(Z)	200-299 MI.									
10	2	(Z)	(Z)	1	(Z)	(Z)	(Z)	(Z)	(Z)	-	-	4	1	(Z)	(Z)	UNOER 500 LB.									
4	1	(Z)	(Z)	(Z)	(Z)	-	-	-	-	-	-	-	-	-	-	500-999 LB.									
11	3	-	-	5	1	-	-	-	-	-	-	(Z)	(Z)	-	-	1,000-4,999 LB.									
1	(Z)	-	-	(Z)	(Z)	-	-	-	-	-	-	-	-	(Z)	(Z)	5,000-9,999 LB.									
(Z)	(Z)	-	-	2	1	-	-	-	-	-	-	-	-	-	-	10,000-19,999 LB.									
(Z)	(Z)	-	-	-	-	-	-	-	-	-	-	-	-	-	-	20,000-29,999 LB.									
1	(Z)	-	-	104	27	-	-	-	-	-	-	-	-	-	-	30,000-59,999 LB.									
4	1	-	-	8	2	(Z)	(Z)	-	-	-	-	2	(Z)	-	-	WEIGHT UNKNOWN									
80	32	(Z)	(Z)	30	12	(Z)	(Z)	(Z)	(Z)	-	-	8	3	(Z)	(Z)	300-499 MI.									
21	8	-	-	1	(Z)	(Z)	(Z)	-	-	-	-	6	2	(Z)	(Z)	UNOER 500 LB.									
12	5	-	-	3	(Z)	-	-	-	-	-	-	-	-	-	-	500-999 LB.									
15	6	-	-	3	1	-	-	(Z)	(Z)	-	-	(Z)	(Z)	-	-	1,000-4,999 LB.									
8	3	-	-	2	1	-	-	-	-	-	-	-	-	-	-	5,000-9,999 LB.									
2	1	-	-	1	(Z)	-	-	-	-	-	-	-	-	-	-	10,000-19,999 LB.									
(Z)	(Z)	-	-	1	(Z)	-	-	-	-	-	-	-	-	-	-	20,000-29,999 LB.									
(Z)	(Z)	-	-	11	4	-	-	-	-	-	-	-	-	-	-	30,000-59,999 LB.									
22	9	(Z)	(Z)	12	4	-	-	-	-	-	-	2	1	(Z)	(Z)	WEIGHT UNKNOWN									
165	125	1	(Z)	103	70	1	1	1	1	-	-	21	16	3	2	500-999 MI.									
45	33	-	-	1	1	1	1	-	-	-	-	16	12	(Z)	(Z)	UNOER 500 LB.									
19	14	-	-	2	2	(Z)	(Z)	-	-	-	-	-	-	(Z)	(Z)	500-999 LB.									
38	28	-	-	13	9	(Z)	(Z)	-	-	-	-	(Z)	(Z)	-	-	1,000-4,999 LB.									
4	3	-	-	5	4	-	-	-	-	-	-	-	-	-	-	5,000-9,999 LB.									
5	4	-	-	1	1	-	-	-	-	-	-	-	-	-	-	10,000-19,999 LB.									
1	1	-	-	5	3	-	-	(Z)	(Z)	-	-	-	-	-	-	20,000-29,999 LB.									
13	11	-	-	23	13	-	-	1	1	-	-	-	-	-	-	30,000-59,999 LB.									
39	32	1	(Z)	52	37	(Z)	(Z)	-	-	-	-	5	4	3	2	WEIGHT UNKNOWN									
117	134	-	-	26	27	1	1	1	1	-	-	9	11	1	1	1,000-1,499 MI.									
16	20	-	-	(Z)	(Z)	(Z)	(Z)	-	-	-	-	6	8	(Z)	(Z)	UNOER 500 LB.									
10	13	-	-	(Z)	(Z)	(Z)	(Z)	-	-	-	-	-	-	(Z)	(Z)	500-999 LB.									
22	25	-	-	2	2	(Z)	(Z)	-	-	-	-	(Z)	(Z)	-	-	1,000-4,999 LB.									
8	10	-	-	(Z)	(Z)	-	-	-	-	-	-	-	-	1	1	5,000-9,999 LB.									
1	1	-	-	-	-	-	-	-	-	-	-	-	-	-	-	10,000-19,999 LB.									
3	3	-	-	1	1	-	-	1	1	-	-	-	-	-	-	20,000-29,999 LB.									
-	-	-	-	2	2	-	-	-	-	-	-	-	-	-	-	30,000-59,999 LB.									
56	62	-	-	21	21	(Z)	(Z)	-	-	-	-	2	3	-	-	WEIGHT UNKNOWN									
74	149	-	-	6	12	4	8	1	3	-	-	7	14	(Z)	1	1,500-OVER MI.									
17	34	-	-	(Z)	1	1	3	-	-	-	-	5	10	(Z)	(Z)	UNOER 500 LB.									
15	32	-	-	(Z)	(Z)	(Z)	(Z)	1	3	-	-	(Z)	(Z)	(Z)	(Z)	500-999 LB.									
16	37	-	-	1	1	2	4	(Z)	(Z)	-	-	-	-	(Z)	(Z)	1,000-4,999 LB.									
3	7	-	-	(Z)	1	-	-	-	-	-	-	-	-	-	-	5,000-9,999 LB.									
14	21	-	-	1	3	-	-	-	-	-	-	-	-	-	-	10,000-19,999 LB.									
-	-	-	-	1	1	-	-	-	-	-	-	-	-	-	-	20,000-29,999 LB.									
2	4	-	-	2	3	-	-	-	-	-	-	-	-	-	-	30,000-59,999 LB.									
8	16	-	-	1	2	1	1	-	-	-	-	2	4	(Z)	(Z)	WEIGHT UNKNOWN									
12	-	-	-	(Z)	-	-	-	-	-	-	-	1	-	20	-	DISTANCE UNKNOWN									
(Z)	-	-	-	-	-	-	-	-	-	-	-	(Z)	-	-	-	UNOER 500 LB.									
12	-	-	-	(Z)	-	-	-	-	-	-	-	1	-	20	-	WEIGHT UNKNOWN									
93	842	14	665	21	906	1	321	481	089	15	916	38	16	9	258	1	559	-	-	35	27	4	197	17	32
214	132	5	1	557	24	5	7	(Z)	1	-	-	24	19	88	4	UNOER 500 LB.									
155	79	5	(Z)	397	20	1	1	1	1	-	-	(Z)	(Z)	1	1	500-999 LB.									
1 105	396	129	4	5 252	163	1	1	10	14	-	-	1	(Z)	(Z)	1	1,000-4,999 LB.									
1 218	327	62	5	6 433	234	-	-	14	27	-	-	-	-	4	2	5,000-9,999 LB.									
2 363	514	365	11	25 460	609	2	1	5	3	-	-	1	1	1	2	10,000-19,999 LB.									



TABLE 7. SHIPMENTS BY MANUFACTURING ESTABLISHMENTS--MAJOR COMMOITY, WEIGHT, AND OISTANCE OF SHIPMENT BY MEANS OF TRANSPORT: 1977--CON.

TCC CODE	MAJOR COMMOITY, WEIGHT, AND OISTANCE OF SHIPMENT	ALL SHIPMENTS						MEANS OF TRANSPORT				
		VALUE (MILLIONS OF DOLLARS) (A)	TONS (THOU-SANOS) (B)	TON-MILES (MIL-LIONS) (C)	STANDARO ERROR (PERCENT) FOR COLUMNS--			RAIL (TONS (THOU-SANOS))	MOTOR CARRIER		TOTAL	
					(A)	(B)	(C)		TON-MILES (MIL-LIONS)	TONS (THOU-SANOS)		TON-MILES (MIL-LIONS)
32	STONE, CLAY, GLASS, AND CONCRETE PRODUCTS . . . . .											
	20,000 TO 29,999 POUNDS . . . . .	3 328	47 487	1 980	10	17	8	309	233	5 502	943	
	30,000 TO 59,999 POUNDS . . . . .	8 938	126 219	12 893	5	13	7	848	665	59 202	8 544	
	60,000 TO 89,999 POUNDS . . . . .	889	17 991	2 046	13	22	19	2 460	1 432	5 023	250	
	90,000 AND OVER . . . . .	4 029	135 366	18 273	11	20	14	34 525	10 986	21 771	2 330	
	SHIPMENT WEIGHT UNKNOWN . . . . .	10 478	282 079	11 067	11	16	38	4 515	2 028	18 629	2 451	
	UNOER 100 MILES . . . . .	17 487	523 869	7 878	7	9	10	6 848	295	67 718	2 444	
	UNOER 500 POUNDS . . . . .	879	650	13	10	17	18	(2)	(2)	32	1	
	500 TO 999 POUNDS . . . . .	188	401	6	19	20	23	-	-	29	1	
	1,000 TO 4,999 POUNDS . . . . .	673	5 444	72	14	21	16	1	(2)	472	12	
	5,000 TO 9,999 POUNDS . . . . .	454	6 506	102	27	25	22	2	(2)	477	15	
	10,000 TO 19,999 POUNDS . . . . .	1 079	26 030	347	16	36	27	3	(2)	1 556	37	
	20,000 TO 29,999 POUNDS . . . . .	1 569	43 253	592	17	19	17	8	(2)	2 763	95	
	30,000 TO 59,999 POUNDS . . . . .	3 551	88 581	2 424	11	16	13	14	1	31 584	1 271	
	60,000 TO 89,999 POUNDS . . . . .	374	14 861	277	16	26	21	535	3	4 341	71	
	90,000 AND OVER . . . . .	1 883	86 089	1 571	21	26	17	5 847	271	14 292	587	
	SHIPMENT WEIGHT UNKNOWN . . . . .	6 836	252 055	2 475	16	16	15	438	20	12 173	355	
	100 TO 199 MILES . . . . .	4 786	53 487	7 793	4	11	11	11 190	1 741	23 953	3 384	
	UNOER 500 POUNDS . . . . .	234	47	6	30	18	17	-	-	32	5	
	500 TO 999 POUNDS . . . . .	55	25	4	35	11	12	(2)	(2)	20	3	
	1,000 TO 4,999 POUNDS . . . . .	245	267	39	12	13	13	1	(2)	173	26	
	5,000 TO 9,999 POUNDS . . . . .	178	317	45	10	9	9	7	1	217	31	
	10,000 TO 19,999 POUNDS . . . . .	326	702	102	10	12	13	39	6	371	54	
	20,000 TO 29,999 POUNDS . . . . .	540	1 986	287	16	17	17	17	3	1 259	182	
	30,000 TO 59,999 POUNDS . . . . .	1 759	18 805	2 686	5	9	9	51	8	14 212	2 040	
	60,000 TO 89,999 POUNDS . . . . .	138	991	143	37	20	21	289	42	425	58	
	90,000 AND OVER . . . . .	664	20 020	2 943	13	17	18	10 411	1 623	4 519	599	
	SHIPMENT WEIGHT UNKNOWN . . . . .	646	10 327	1 539	19	45	46	376	59	2 726	386	
	200 TO 299 MILES . . . . .	3 343	25 221	6 101	5	11	11	6 250	1 528	10 152	2 434	
	UNOER 500 POUNDS . . . . .	174	33	8	8	11	11	(2)	(2)	26	6	
	500 TO 999 POUNDS . . . . .	79	31	8	17	11	11	(2)	(2)	26	7	
	1,000 TO 4,999 POUNDS . . . . .	306	241	58	15	11	11	4	1	169	41	
	5,000 TO 9,999 POUNDS . . . . .	196	290	71	5	9	9	11	3	183	44	
	10,000 TO 19,999 POUNDS . . . . .	288	811	196	8	22	21	46	10	238	60	
	20,000 TO 29,999 POUNDS . . . . .	385	852	211	11	14	13	31	8	610	152	
	30,000 TO 59,999 POUNDS . . . . .	978	8 096	1 946	8	11	11	70	16	5 970	1 440	
	60,000 TO 89,999 POUNDS . . . . .	33	324	81	37	70	70	117	29	83	20	
	90,000 AND OVER . . . . .	487	12 309	2 972	24	24	23	5 299	1 295	1 863	422	
	SHIPMENT WEIGHT UNKNOWN . . . . .	417	2 235	551	14	12	12	672	166	985	242	
	300 TO 499 MILES . . . . .	4 276	28 711	11 172	6	35	37	9 604	3 724	8 455	3 174	
	UNOER 500 POUNDS . . . . .	433	48	19	16	13	13	(2)	(2)	40	16	
	500 TO 999 POUNDS . . . . .	73	38	15	10	9	10	1	(2)	30	12	
	1,000 TO 4,999 POUNDS . . . . .	293	245	93	10	15	14	5	2	167	63	
	5,000 TO 9,999 POUNDS . . . . .	251	406	148	10	13	12	15	6	226	85	
	10,000 TO 19,999 POUNDS . . . . .	399	718	166	8	9	9	58	23	272	105	
	20,000 TO 29,999 POUNDS . . . . .	326	718	274	10	12	11	47	19	503	192	
	30,000 TO 59,999 POUNDS . . . . .	1 160	6 922	2 558	7	8	8	170	69	5 130	1 900	
	60,000 TO 89,999 POUNDS . . . . .	73	557	206	13	16	16	379	138	109	42	
	90,000 AND OVER . . . . .	391	9 167	3 529	11	22	22	7 668	2 951	564	202	
	SHIPMENT WEIGHT UNKNOWN . . . . .	878	10 181	4 165	21	69	71	1 259	515	1 415	557	
	500 TO 999 MILES . . . . .	4 281	12 401	8 289	7	7	6	6 562	4 276	4 046	2 767	
	UNOER 500 POUNDS . . . . .	450	61	44	13	12	13	3	2	48	35	
	500 TO 999 POUNDS . . . . .	109	41	29	36	19	18	1	1	32	22	
	1,000 TO 4,999 POUNDS . . . . .	324	208	144	22	16	15	11	8	160	112	
	5,000 TO 9,999 POUNDS . . . . .	233	208	141	10	15	15	32	23	140	93	
	10,000 TO 19,999 POUNDS . . . . .	326	366	249	11	8	8	117	87	203	130	
	20,000 TO 29,999 POUNDS . . . . .	384	520	354	12	10	10	143	104	290	193	
	30,000 TO 59,999 POUNDS . . . . .	1 124	3 016	2 091	7	8	8	339	250	1 883	1 280	
	60,000 TO 89,999 POUNDS . . . . .	149	748	536	22	31	31	651	458	60	45	
	90,000 AND OVER . . . . .	415	4 710	3 122	26	12	12	3 740	2 422	388	305	
	SHIPMENT WEIGHT UNKNOWN . . . . .	766	2 522	1 578	20	23	23	1 524	922	843	553	
	1,000 TO 1,499 MILES . . . . .	1 043	3 411	3 899	8	39	37	1 178	1 372	677	804	
	UNOER 500 POUNDS . . . . .	168	27	32	26	41	39	1	1	20	24	
	500 TO 999 POUNDS . . . . .	39	15	18	33	36	36	(2)	(2)	13	16	
	1,000 TO 4,999 POUNDS . . . . .	146	65	77	23	21	23	6	7	47	56	
	5,000 TO 9,999 POUNDS . . . . .	34	40	48	37	27	27	9	11	17	21	
	10,000 TO 19,999 POUNDS . . . . .	120	98	115	23	13	14	50	58	41	49	
	20,000 TO 29,999 POUNDS . . . . .	54	66	79	18	17	18	21	25	38	45	
	30,000 TO 59,999 POUNDS . . . . .	196	471	551	13	14	14	88	103	262	302	
	60,000 TO 89,999 POUNDS . . . . .	34	254	283	42	49	47	251	278	-	-	
	90,000 AND OVER . . . . .	90	2 045	2 291	28	64	61	592	698	97	111	
	SHIPMENT WEIGHT UNKNOWN . . . . .	160	329	405	27	22	22	159	190	142	180	
	1,500 MILES AND OVER . . . . .	1 238	2 142	4 078	7	12	12	1 479	2 755	502	980	
	UNOER 500 POUNDS . . . . .	332	33	70	24	23	25	2	4	23	46	
	500 TO 999 POUNDS . . . . .	44	14	29	13	17	16	2	4	10	19	
	1,000 TO 4,999 POUNDS . . . . .	112	61	125	15	20	21	5	10	46	91	
	5,000 TO 9,999 POUNDS . . . . .	56	48	98	18	39	42	8	15	21	42	
	10,000 TO 19,999 POUNDS . . . . .	89	106	214	19	49	56	33	64	46	91	
	20,000 TO 29,999 POUNDS . . . . .	70	91	182	17	18	17	41	74	39	84	
	30,000 TO 59,999 POUNDS . . . . .	170	327	639	14	18	17	116	218	161	311	
	60,000 TO 89,999 POUNDS . . . . .	88	256	521	41	45	48	238	484	6	14	
	90,000 AND OVER . . . . .	93	1 006	1 846	13	27	26	948	1 727	49	104	
	SHIPMENT WEIGHT UNKNOWN . . . . .	183	199	354	12	26	25	87	156	102	178	
	SHIPMENT DISTANCE UNKNOWN . . . . .	596	4 254	-	16	8	-	20	-	245	-	
	UNOER 500 POUNDS . . . . .	(2)	(2)	-	82	77	-	-	-	(2)	-	
	500 TO 999 POUNDS . . . . .	(2)	(2)	-	100	100	-	-	-	(2)	-	
	1,000 TO 4,999 POUNDS . . . . .	(2)	(2)	-	69	86	-	-	-	(2)	-	



TABLE 7. SHIPMENTS BY MANUFACTURING ESTABLISHMENTS--MAJOR COMMODITY, WEIGHT, AND DISTANCE OF SHIPMENT BY MEANS OF TRANSPORT: 1977--CON.

TCC CODE	MAJOR COMMODITY, WEIGHT, AND DISTANCE OF SHIPMENT	ALL SHIPMENTS						MEANS OF TRANSPORT					
		VALUE (MILLIONS OF DOLLARS) (A)	TONS (THOU- SANDS) (B)	TON-MILES (MIL- LIONS) (C)	STANDARD ERROR (PERCENT) FOR COLUMNS--			RAIL		MOTOR CARRIER		TOTAL	
					(A)	(B)	(C)	TONS (THOU- SANDS)	TON- MILES (MIL- LIONS)	TONS (THOU- SANDS)	TON- MILES (MIL- LIONS)		
32	STONE, CLAY, GLASS, AND CONCRETE PRODUCTS . . . . .												
	30,000 TO 59,999 POUNDS . . . . .	(Z)	1	-	83	78	-	-	-	(Z)	-	-	-
	90,000 AND OVER . . . . .	4	20	-	60	61	-	20	-	-	-	-	-
	SHIPMENT WEIGHT UNKNOWN . . . . .	591	4 232	-	16	9	-	-	-	-	244	-	-
33	PRIMARY METAL PRODUCTS. . . . .	102 969	183 741	49 126	2	3	2	61 993	23 029	88 077	20 799		
	UNDER 500 POUNDS . . . . .	3 324	484	181	9	10	6	1	2	261	137		
	500 TO 999 POUNDS . . . . .	1 550	447	165	7	10	9	3	4	284	128		
	1,000 TO 4,999 POUNDS . . . . .	6 292	2 889	1 043	5	7	7	41	40	1 760	836		
	5,000 TO 9,999 POUNDS . . . . .	4 141	2 978	1 079	6	6	8	92	74	1 908	811		
	10,000 TO 19,999 POUNDS . . . . .	6 109	6 210	1 977	6	9	7	239	159	4 039	1 479		
	20,000 TO 29,999 POUNDS . . . . .	5 087	6 494	1 948	7	6	6	415	261	4 499	1 331		
	30,000 TO 59,999 POUNDS . . . . .	28 169	54 618	13 127	3	4	4	1 991	992	44 229	10 410		
	60,000 TO 89,999 POUNDS . . . . .	4 035	9 592	2 524	6	7	7	2 880	1 359	5 939	1 078		
	90,000 AND OVER . . . . .	20 474	56 006	17 613	3	7	4	40 698	14 948	9 427	1 736		
	SHIPMENT WEIGHT UNKNOWN . . . . .	23 786	44 023	9 469	6	7	9	15 633	5 189	15 732	2 853		
	UNDER 100 MILES . . . . .	29 945	76 185	2 370	3	7	10	21 953	459	34 305	1 420		
	UNDER 500 POUNDS . . . . .	966	221	6	12	18	15	-	-	52	2		
	500 TO 999 POUNDS . . . . .	434	178	5	13	20	19	(Z)	(Z)	70	3		
	1,000 TO 4,999 POUNDS . . . . .	1 697	1 065	31	7	13	11	3	(Z)	316	15		
	5,000 TO 9,999 POUNDS . . . . .	1 120	987	33	15	14	9	8	(Z)	461	21		
	10,000 TO 19,999 POUNDS . . . . .	1 350	2 066	72	11	16	15	26	1	937	41		
	20,000 TO 29,999 POUNDS . . . . .	1 233	2 166	78	8	12	13	48	1	1 412	53		
	30,000 TO 59,999 POUNDS . . . . .	7 880	20 070	750	5	6	5	332	10	15 636	622		
	60,000 TO 89,999 POUNDS . . . . .	1 131	3 231	104	13	16	18	476	14	2 175	78		
	90,000 AND OVER . . . . .	5 297	23 415	709	9	18	27	13 274	324	5 397	257		
	SHIPMENT WEIGHT UNKNOWN . . . . .	8 838	22 787	582	10	9	25	7 788	108	7 850	329		
	100 TO 199 MILES . . . . .	14 763	27 202	3 985	6	7	7	7 565	1 120	16 564	2 440		
	UNDER 500 POUNDS . . . . .	381	51	7	22	13	13	(Z)	(Z)	36	5		
	500 TO 999 POUNDS . . . . .	186	58	8	13	16	15	(Z)	(Z)	44	6		
	1,000 TO 4,999 POUNDS . . . . .	877	391	57	12	12	12	4	1	280	41		
	5,000 TO 9,999 POUNDS . . . . .	499	428	61	10	9	9	14	2	277	40		
	10,000 TO 19,999 POUNDS . . . . .	1 109	1 071	151	14	9	9	24	3	775	113		
	20,000 TO 29,999 POUNDS . . . . .	937	1 171	171	26	11	11	75	12	705	102		
	30,000 TO 59,999 POUNDS . . . . .	4 682	9 774	1 430	7	10	11	281	42	8 098	1 194		
	60,000 TO 89,999 POUNDS . . . . .	646	2 090	288	15	14	15	276	40	1 740	238		
	90,000 AND OVER . . . . .	2 752	8 032	1 229	14	17	17	6 053	910	1 897	310		
	SHIPMENT WEIGHT UNKNOWN . . . . .	2 694	4 136	582	10	10	9	837	111	2 712	389		
	200 TO 299 MILES . . . . .	13 006	23 802	5 797	4	3	3	7 281	1 769	14 763	3 600		
	UNDER 500 POUNDS . . . . .	314	42	11	12	18	17	-	-	36	9		
	500 TO 999 POUNDS . . . . .	146	39	10	13	12	11	(Z)	(Z)	31	8		
	1,000 TO 4,999 POUNDS . . . . .	765	325	81	10	10	10	3	1	265	66		
	5,000 TO 9,999 POUNDS . . . . .	590	357	88	12	9	9	5	1	258	64		
	10,000 TO 19,999 POUNDS . . . . .	779	861	214	9	11	11	26	7	638	158		
	20,000 TO 29,999 POUNDS . . . . .	755	1 049	255	12	12	12	48	12	889	215		
	30,000 TO 59,999 POUNDS . . . . .	4 944	9 901	2 429	5	5	5	387	93	8 550	2 103		
	60,000 TO 89,999 POUNDS . . . . .	671	1 705	409	15	18	18	534	137	1 141	264		
	90,000 AND OVER . . . . .	2 017	5 675	1 360	7	9	9	5 063	1 219	5 29	121		
	SHIPMENT WEIGHT UNKNOWN . . . . .	2 023	3 848	940	14	12	12	1 214	299	2 425	592		
	300 TO 499 MILES . . . . .	15 736	22 281	8 684	3	3	3	7 413	2 931	11 877	4 562		
	UNDER 500 POUNDS . . . . .	379	52	21	12	15	15	(Z)	(Z)	45	18		
	500 TO 999 POUNDS . . . . .	185	53	21	14	16	15	(Z)	(Z)	43	17		
	1,000 TO 4,999 POUNDS . . . . .	998	422	162	9	9	8	6	2	335	129		
	5,000 TO 9,999 POUNDS . . . . .	805	521	199	10	8	8	20	7	381	146		
	10,000 TO 19,999 POUNDS . . . . .	1 134	1 019	388	8	6	6	48	20	803	304		
	20,000 TO 29,999 POUNDS . . . . .	874	1 008	385	10	9	8	44	18	815	311		
	30,000 TO 59,999 POUNDS . . . . .	5 154	8 306	3 208	3	4	4	318	127	7 006	2 694		
	60,000 TO 89,999 POUNDS . . . . .	481	1 024	398	13	15	15	516	200	468	182		
	90,000 AND OVER . . . . .	3 284	6 939	2 755	9	10	10	5 671	2 245	805	305		
	SHIPMENT WEIGHT UNKNOWN . . . . .	2 443	2 938	1 146	9	12	12	791	312	1 177	456		
	500 TO 999 MILES . . . . .	16 553	21 273	14 305	3	3	3	11 400	7 698	8 106	5 392		
	UNDER 500 POUNDS . . . . .	643	66	48	10	7	8	(Z)	(Z)	54	40		
	500 TO 999 POUNDS . . . . .	257	75	49	10	19	16	1	(Z)	63	41		
	1,000 TO 4,999 POUNDS . . . . .	1 164	439	306	10	8	8	9	6	364	256		
	5,000 TO 9,999 POUNDS . . . . .	735	464	324	16	10	11	16	12	357	246		
	10,000 TO 19,999 POUNDS . . . . .	1 150	788	526	12	16	15	61	41	576	366		
	20,000 TO 29,999 POUNDS . . . . .	838	738	504	7	7	7	102	68	466	316		
	30,000 TO 59,999 POUNDS . . . . .	4 103	5 368	3 549	6	7	7	427	292	4 188	2 755		
	60,000 TO 89,999 POUNDS . . . . .	771	1 145	773	16	12	12	758	519	357	234		
	90,000 AND OVER . . . . .	4 257	7 715	5 455	9	8	8	6 902	4 840	557	412		
	SHIPMENT WEIGHT UNKNOWN . . . . .	2 635	4 475	2 770	9	8	8	3 125	1 919	1 123	707		
	1,000 TO 1,499 MILES . . . . .	4 545	5 893	6 886	9	12	12	3 619	4 220	1 372	1 634		
	UNDER 500 POUNDS . . . . .	196	21	25	13	12	13	(Z)	(Z)	18	22		
	500 TO 999 POUNDS . . . . .	136	20	23	22	15	15	(Z)	(Z)	16	19		
	1,000 TO 4,999 POUNDS . . . . .	294	115	141	15	16	18	4	4	98	121		
	5,000 TO 9,999 POUNDS . . . . .	121	83	100	18	21	23	9	10	64	76		
	10,000 TO 19,999 POUNDS . . . . .	287	241	309	27	28	31	23	26	192	253		
	20,000 TO 29,999 POUNDS . . . . .	170	206	238	15	19	19	54	59	114	132		
	30,000 TO 59,999 POUNDS . . . . .	729	703	816	16	12	12	64	75	491	566		
	60,000 TO 89,999 POUNDS . . . . .	182	269	305	20	27	26	215	246	39	44		
	90,000 AND OVER . . . . .	1 597	2 688	3 132	15	17	17	2 317	2 696	197	237		
	SHIPMENT WEIGHT UNKNOWN . . . . .	834	1 548	1 798	10	31	31	933	1 104	143	164		
	1,500 MILES AND OVER . . . . .	5 536	3 682	7 100	6	8	8	2 538	4 832	891	1 750		
	UNDER 500 POUNDS . . . . .	443	30	63	15	13	13	1	2	19	41		
	500 TO 999 POUNDS . . . . .	203	23	48	20	16	16	1	3	17	34		
	1,000 TO 4,999 POUNDS . . . . .	489	130	265	15	17	17	12	25	104	208		
	5,000 TO 9,999 POUNDS . . . . .	271	138	273	18	19	20	21	42	110	218		



MEANS OF TRANSPORT--CON.

MOTOR CARRIER--CON.				PRIVATE TRUCK		AIR		WATER		PIPELINE		PARCEL DELIVERY		OTHER AND UNKNOWN		TCC CODE, WEIGHT, AND DISTANCE
ICC		NON-ICC		TONS (THOU-SANOS)	TON-MILES (MIL-LIONS)	TONS (THOU-SANOS)	TON-MILES (MIL-LIONS)	TONS (THOU-SANOS)	TON-MILES (MIL-LIONS)	TONS (THOU-SANOS)	TON-MILES (MIL-LIONS)	TONS (THOU-SANOS)	TON-MILES (MIL-LIONS)	TONS (THOU-SANOS)	TON-MILES (MIL-LIONS)	
(2)	-	-	-	1	-	-	-	-	-	-	-	-	-	-	-	30,000-59,999 LB.
-	-	-	-	-	-	-	-	-	-	-	-	-	-	-	-	90,000-OVER LB.
244	-	-	-	69	-	(Z)	-	-	-	-	-	-	-	3 919	-	WEIGHT UNKNOWN
82 022	20 119	6 055	680	27 926	3 794	41	51	2 024	1 334	-	-	34	12	3 645	106	33
256	136	5	(2)	192	17	11	16	(2)	(2)	-	-	15	7	3	2	UNDER 500 LB.
280	127	3	1	151	22	8	11	(2)	(2)	-	-	2	(Z)	1	(Z)	500-999 LB.
1 705	821	55	15	1 059	146	13	17	2	(Z)	-	-	9	1	4	3	1,000-4,999 LB.
1 817	796	91	15	958	181	(Z)	-	1	17	10	-	-	-	3	2	5,000-9,999 LB.
3 800	1 446	239	33	1 892	311	-	-	36	24	-	-	-	-	3	3	10,000-19,999 LB.
4 141	1 283	358	49	1 544	334	-	-	35	19	-	-	-	-	2	3	20,000-29,999 LB.
41 070	10 001	3 159	409	8 223	1 621	2	1	159	81	-	-	-	-	14	22	30,000-59,999 LB.
5 611	1 027	328	51	710	52	3	1	55	25	-	-	-	-	5	9	60,000-89,999 LB.
8 844	1 717	583	19	4 969	226	-	-	889	681	-	-	-	-	23	22	90,000-OVER LB.
14 497	2 766	1 234	87	8 227	884	5	5	831	493	-	-	7	3	3 588	42	WEIGHT UNKNOWN
29 589	1 292	4 716	128	18 782	466	1	(Z)	425	19	-	-	7	(Z)	713	5	UNDER 100 MI.
48	2	4	(Z)	162	3	1	(Z)	(Z)	(Z)	-	-	5	(Z)	2	(Z)	UNDER 500 LB.
68	3	2	(Z)	108	3	(Z)	(Z)	(Z)	(Z)	-	-	(Z)	(Z)	(Z)	(Z)	500-999 LB.
291	14	25	(Z)	743	16	(Z)	(Z)	1	(Z)	-	-	1	(Z)	1	(Z)	1,000-4,999 LB.
391	18	70	4	515	12	-	-	3	(Z)	-	-	-	-	1	(Z)	5,000-9,999 LB.
772	34	165	6	1 103	31	-	-	(Z)	-	-	-	-	-	-	-	10,000-19,999 LB.
1 180	44	232	9	702	25	-	-	4	(Z)	-	-	-	-	-	-	20,000-29,999 LB.
13 359	559	2 277	63	4 101	118	-	-	1	(Z)	-	-	-	-	-	-	30,000-59,999 LB.
1 940	66	235	13	578	11	-	-	3	(Z)	-	-	-	-	-	-	60,000-89,999 LB.
4 831	245	566	12	4 680	126	-	-	64	2	-	-	-	-	-	-	90,000-OVER LB.
6 709	307	1 141	22	6 089	123	1	(Z)	348	16	-	-	1	(Z)	709	5	WEIGHT UNKNOWN
16 226	2 393	338	47	3 059	423	3	(Z)	(Z)	(Z)	-	-	9	1	1	(Z)	100-199 MI.
35	5	1	(Z)	13	2	(Z)	(Z)	-	-	-	-	1	(Z)	(Z)	(Z)	UNDER 500 LB.
43	6	(Z)	(Z)	14	2	(Z)	(Z)	-	-	-	-	(Z)	(Z)	(Z)	(Z)	500-999 LB.
275	41	4	1	101	14	(Z)	(Z)	-	-	-	-	6	1	(Z)	(Z)	1,000-4,999 LB.
272	39	5	1	138	20	-	-	-	-	-	-	-	-	-	-	5,000-9,999 LB.
756	110	19	3	271	35	-	-	-	-	-	-	-	-	(Z)	(Z)	10,000-19,999 LB.
669	97	36	5	391	57	-	-	-	-	-	-	-	-	-	-	20,000-29,999 LB.
7 874	1 162	224	32	1 395	194	-	-	-	-	-	-	-	-	-	-	30,000-59,999 LB.
1 713	235	27	3	71	9	2	(Z)	-	-	-	-	-	-	-	-	60,000-89,999 LB.
1 897	310	-	-	82	9	-	-	-	-	-	-	-	-	-	-	90,000-OVER LB.
2 691	386	21	3	584	81	(Z)	(Z)	(Z)	(Z)	-	-	2	(Z)	(Z)	(Z)	WEIGHT UNKNOWN
14 503	3 538	260	62	1 603	390	1	(Z)	149	36	-	-	3	1	3	1	200-299 MI.
36	9	(Z)	(Z)	3	1	(Z)	(Z)	(Z)	(Z)	-	-	2	1	(Z)	(Z)	UNDER 500 LB.
31	8	-	-	8	2	(Z)	(Z)	-	-	-	-	-	-	(Z)	(Z)	500-999 LB.
262	66	2	1	55	13	(Z)	(Z)	1	(Z)	-	-	-	-	1	(Z)	1,000-4,999 LB.
254	63	4	1	94	23	-	-	-	-	-	-	-	-	-	-	5,000-9,999 LB.
623	155	15	4	186	46	-	-	11	3	-	-	-	-	-	-	10,000-19,999 LB.
884	214	5	1	112	28	-	-	-	-	-	-	-	-	-	-	20,000-29,999 LB.
8 373	2 060	177	43	900	218	-	-	63	15	-	-	-	-	1	(Z)	30,000-59,999 LB.
1 115	258	26	6	3	1	-	-	27	7	-	-	-	-	(Z)	(Z)	60,000-89,999 LB.
529	121	-	-	35	9	-	-	48	11	-	-	-	-	-	-	90,000-OVER LB.
2 395	585	31	7	207	49	(Z)	(Z)	-	-	-	-	1	(Z)	(Z)	(Z)	WEIGHT UNKNOWN
11 417	4 396	460	166	2 410	934	3	1	571	253	-	-	3	1	3	1	300-499 MI.
45	18	(Z)	(Z)	4	2	1	(Z)	(Z)	(Z)	-	-	1	1	(Z)	(Z)	UNDER 500 LB.
42	17	1	(Z)	9	3	1	(Z)	-	-	-	-	(Z)	(Z)	(Z)	(Z)	500-999 LB.
320	124	14	5	81	30	1	(Z)	-	-	-	-	-	-	(Z)	(Z)	1,000-4,999 LB.
375	144	6	2	110	43	-	-	9	3	-	-	-	-	1	(Z)	5,000-9,999 LB.
771	292	32	11	158	61	-	-	9	3	-	-	-	-	2	1	10,000-19,999 LB.
740	285	74	26	131	49	-	-	19	8	-	-	-	-	-	-	20,000-29,999 LB.
6 702	2 584	304	110	919	361	-	-	63	25	-	-	-	-	-	-	30,000-59,999 LB.
465	181	2	1	27	12	(Z)	(Z)	13	4	-	-	-	-	-	-	60,000-89,999 LB.
788	298	17	7	86	30	-	-	377	175	-	-	-	-	-	-	90,000-OVER LB.
1 168	453	9	3	886	343	(Z)	(Z)	82	34	-	-	2	1	(Z)	(Z)	WEIGHT UNKNOWN
7 921	5 266	185	125	1 550	1 028	8	5	183	166	1	1	5	3	20	11	500-999 MI.
54	39	(Z)	(Z)	7	5	2	1	-	-	-	-	3	2	(Z)	(Z)	UNDER 500 LB.
63	41	-	-	9	6	2	1	-	-	-	-	(Z)	(Z)	(Z)	(Z)	500-999 LB.
357	251	7	4	63	43	2	1	-	-	-	-	(Z)	(Z)	1	(Z)	1,000-4,999 LB.
353	243	4	3	87	61	-	-	4	4	-	-	-	-	1	-	5,000-9,999 LB.
575	385	1	(Z)	149	98	-	-	-	-	1	1	-	-	-	-	10,000-19,999 LB.
458	311	8	5	159	110	-	-	12	10	-	-	-	-	-	-	20,000-29,999 LB.
4 061	2 671	127	84	743	496	2	1	5	3	-	-	-	-	4	2	30,000-59,999 LB.
320	206	37	28	30	19	-	-	-	-	-	-	-	-	-	-	60,000-89,999 LB.
557	412	-	-	82	48	-	-	160	148	-	-	-	-	14	7	90,000-OVER LB.
1 123	706	1	1	221	141	1	1	3	2	-	-	1	1	(Z)	(Z)	WEIGHT UNKNOWN
1 340	1 598	32	36	275	325	9	11	611	688	-	-	2	2	5	6	1,000-1,499 MI.
18	22	(Z)	(Z)	1	1	1	1	-	-	-	-	1	1	(Z)	(Z)	UNDER 500 LB.
16	19	(Z)	(Z)	3	3	1	1	-	-	-	-	(Z)	(Z)	-	-	500-999 LB.
95	118	3	3	7	7	7	8	-	-	-	-	-	-	-	-	1,000-4,999 LB.
64	76	-	-	11	14	-	-	-	-	-	-	-	-	-	-	5,000-9,999 LB.
186	247	6	7	11	13	-	-	15	16	-	-	-	-	-	-	10,000-19,999 LB.
112	130	2	3	38	46	-	-	-	-	-	-	-	-	-	-	20,000-29,999 LB.
470	541	21	24	124	148	-	-	23	26	-	-	-	-	1	1	30,000-59,999 LB.
39	44	-	-	(Z)	(Z)	-	-	13	14	-	-	-	-	1	2	60,000-89,999 LB.
197	237	-	-	5	5	-	-	166	191	-	-	-	-	2	3	90,000-OVER LB.
143	164	-	-	75	87	1	1	394	441	-	-	1	1	1	1	WEIGHT UNKNOWN
826	1 636	64	114	115	228	15	33	81	172	-	-	2	3	40	82	1,500-OVER MI.
19	40	(Z)	(Z)	2	4	6	13	(Z)	(Z)	-	-	1	3	1	1	UNDER 500 LB.
17	33	(Z)	(Z)	1	3	4	8	-	-	-	-	(Z)	(Z)	-	-	500-999 LB.
103	207	1	1	10	22	4	8	-	-	-	-	-	-	1	2	1,000-4,999 LB.
108	213	2	5	4	8	(Z)	1	1	3	-	-	-	-	(Z)	1	5,000-9,999 LB.

TABLE 7. SHIPMENTS BY MANUFACTURING ESTABLISHMENTS--MAJOR COMMOOITY, WEIGHT, AND OISTANCE OF SHIPMENT BY MEANS OF TRANSPORT: 1977--CONL

TCC COOE	MAJOR COMMOOITY, WEIGHT, AND OISTANCE OF SHIPMENT	ALL SHIPMENTS						MEANS OF TRANSPORT				
		VALUE (MILLIONS OF DOLLARS) (A)	TONS (THOU- SANOS) (B)	TON-MILES (MIL- LIONS) (C)	STANDARD ERROR (PERCENT) FOR COLUMNS--			RAIL		MOTOR CARRIER		
					(A)	(B)	(C)	TONS (THOU- SANOS)	TON- MILES (MIL- LIONS)	TONS (THOU- SANOS)	TON- MILES (MIL- LIONS)	
33	PRIMARY METAL PRODUCTS. . . . .											
	10,000 TO 19,999 POUNDS . . . . .	301	165	316	15	11	11	31	62	118	224	
	20,000 TO 29,999 POUNDS . . . . .	280	155	317	21	19	20	45	92	99	202	
	30,000 TO 59,999 POUNDS . . . . .	675	488	946	12	14	13	182	353	250	476	
	60,000 TO 89,999 POUNDS . . . . .	153	128	249	26	25	26	105	203	19	38	
	90,000 AND OVER . . . . .	1 270	1 542	2 973	8	12	12	1 419	2 715	44	92	
	SHIPMENT WEIGHT UNKNOWN . . . . .	1 451	883	1 651	23	33	33	721	1 336	111	217	
	SHIPMENT OISTANCE UNKNOWN	2 884	3 423	-	8	6	-	224	-	199	-	
	UNDER 500 POUNDS . . . . .	2	1	-	66	66	-	-	-	-	-	
	500 TO 999 POUNDS . . . . .	4	1	-	69	69	-	-	-	-	-	
	1,000 TO 4,999 POUNDS . . . . .	7	2	-	53	54	-	-	-	(Z)	-	
	5,000 TO 9,999 POUNDS . . . . .	(Z)	(Z)	-	100	100	-	-	-	(Z)	-	
	30,000 TO 59,999 POUNDS . . . . .	3	9	-	100	100	-	-	-	9	-	
	SHIPMENT WEIGHT UNKNOWN . . . . .	2 868	3 409	-	8	6	-	224	-	190	-	
34	FABRICATED METAL PRODUCTS EXC. DRONANCE, MACH., TRANS	82 578	60 922	19 323	5	8	7	10 820	5 165	27 974	10 434	
	UNDER 500 POUNDS . . . . .	9 673	1 745	704	10	5	6	8	7	974	528	
	500 TO 999 POUNDS . . . . .	3 869	1 445	522	5	7	6	18	14	929	430	
	1,000 TO 4,999 POUNDS . . . . .	10 445	5 640	1 914	7	7	7	85	56	3 090	1 484	
	5,000 TO 9,999 POUNDS . . . . .	6 358	5 431	1 200	16	14	14	99	50	2 351	748	
	10,000 TO 19,999 POUNDS . . . . .	8 807	8 301	2 234	10	10	13	663	331	3 913	1 285	
	20,000 TO 29,999 POUNDS . . . . .	4 591	4 607	1 836	17	15	25	919	538	2 282	996	
	30,000 TO 59,999 POUNDS . . . . .	10 737	12 935	4 649	8	10	8	2 705	1 343	6 709	2 503	
	60,000 TO 89,999 POUNDS . . . . .	2 249	2 541	1 052	21	24	22	1 473	753	578	140	
	90,000 AND OVER . . . . .	3 249	4 601	1 181	24	47	25	1 920	762	1 469	239	
	SHIPMENT WEIGHT UNKNOWN . . . . .	22 600	13 677	4 032	6	9	8	2 929	1 311	5 678	2 081	
	UNDER 100 MILES . . . . .	23 768	22 880	740	7	16	12	1 743	75	8 576	297	
	UNDER 500 POUNDS . . . . .	2 534	655	18	9	10	8	1	(Z)	171	8	
	500 TO 999 POUNDS . . . . .	1 015	573	21	8	13	21	2	(Z)	217	8	
	1,000 TO 4,999 POUNDS . . . . .	2 899	2 351	64	12	9	13	18	(Z)	748	31	
	5,000 TO 9,999 POUNDS . . . . .	2 430	2 870	102	30	21	28	16	1	863	28	
	10,000 TO 19,999 POUNDS . . . . .	2 992	3 468	126	11	10	11	97	5	1 346	53	
	20,000 TO 29,999 POUNDS . . . . .	1 057	1 302	47	19	16	15	93	5	544	23	
	30,000 TO 59,999 POUNDS . . . . .	2 565	3 899	137	10	17	14	405	20	1 709	60	
	60,000 TO 89,999 POUNDS . . . . .	302	586	21	32	48	42	202	10	246	8	
	90,000 AND OVER . . . . .	1 062	2 273	75	31	62	43	653	27	945	24	
	SHIPMENT WEIGHT UNKNOWN . . . . .	6 912	4 903	129	11	14	16	255	6	1 788	55	
	100 TO 199 MILES . . . . .	9 801	8 425	1 242	7	7	7	1 123	167	3 956	604	
	UNDER 500 POUNDS . . . . .	1 008	203	29	12	12	11	1	(Z)	125	19	
	500 TO 999 POUNDS . . . . .	466	188	28	17	18	19	(Z)	(Z)	127	19	
	1,000 TO 4,999 POUNDS . . . . .	1 281	779	112	12	13	13	8	1	420	62	
	5,000 TO 9,999 POUNDS . . . . .	901	869	121	11	12	11	14	2	335	51	
	10,000 TO 19,999 POUNDS . . . . .	1 277	1 323	192	15	15	16	91	12	579	90	
	20,000 TO 29,999 POUNDS . . . . .	524	632	93	16	14	15	130	18	285	44	
	30,000 TO 59,999 POUNDS . . . . .	1 361	1 877	291	19	18	19	269	38	1 164	183	
	60,000 TO 89,999 POUNDS . . . . .	235	318	49	18	20	20	137	23	121	17	
	90,000 AND OVER . . . . .	279	470	65	24	28	27	176	26	84	11	
	SHIPMENT WEIGHT UNKNOWN . . . . .	2 468	1 765	262	13	14	14	298	47	714	109	
	200 TO 299 MILES . . . . .	9 325	7 265	1 785	6	10	9	1 808	443	3 665	897	
	UNDER 500 POUNDS . . . . .	914	156	38	17	10	10	(Z)	(Z)	117	29	
	500 TO 999 POUNDS . . . . .	384	147	37	15	32	35	2	(Z)	121	30	
	1,000 TO 4,999 POUNDS . . . . .	1 209	527	130	12	14	14	9	2	370	92	
	5,000 TO 9,999 POUNDS . . . . .	756	499	122	23	22	21	7	2	315	77	
	10,000 TO 19,999 POUNDS . . . . .	1 128	892	218	14	16	15	62	15	484	119	
	20,000 TO 29,999 POUNDS . . . . .	560	532	132	12	12	13	84	20	298	73	
	30,000 TO 59,999 POUNDS . . . . .	1 562	2 088	511	9	19	18	512	125	1 081	262	
	60,000 TO 89,999 POUNDS . . . . .	372	421	107	20	18	19	288	72	36	10	
	90,000 AND OVER . . . . .	370	375	89	41	65	63	168	42	145	32	
	SHIPMENT WEIGHT UNKNOWN . . . . .	2 070	1 629	402	9	14	15	676	165	698	172	
	300 TO 499 MILES . . . . .	12 053	8 872	3 524	8	9	9	2 367	997	4 464	1 739	
	UNDER 500 POUNDS . . . . .	1 286	219	86	15	10	10	1	1	157	61	
	500 TO 999 POUNDS . . . . .	512	149	59	16	13	13	4	2	128	51	
	1,000 TO 4,999 POUNDS . . . . .	1 458	688	271	10	15	15	15	6	473	186	
	5,000 TO 9,999 POUNDS . . . . .	721	463	181	13	12	11	24	9	310	121	
	10,000 TO 19,999 POUNDS . . . . .	1 433	1 215	479	23	23	22	158	65	589	230	
	20,000 TO 29,999 POUNDS . . . . .	957	876	345	21	17	17	210	86	457	178	
	30,000 TO 59,999 POUNDS . . . . .	1 733	2 018	811	14	13	14	501	219	1 145	450	
	60,000 TO 89,999 POUNDS . . . . .	418	403	172	25	21	22	233	102	85	36	
	90,000 AND OVER . . . . .	685	713	280	33	34	32	287	125	193	72	
	SHIPMENT WEIGHT UNKNOWN . . . . .	2 850	2 130	840	13	16	15	933	383	927	352	
	500 TO 999 MILES . . . . .	15 737	9 102	6 269	9	10	10	2 683	1 731	5 183	3 679	
	UNDER 500 POUNDS . . . . .	2 146	310	220	14	6	7	3	2	249	175	
	500 TO 999 POUNDS . . . . .	939	269	189	8	9	8	6	5	234	164	
	1,000 TO 4,999 POUNDS . . . . .	2 093	810	560	9	7	7	14	10	682	469	
	5,000 TO 9,999 POUNDS . . . . .	1 011	514	341	16	13	13	31	22	379	247	
	10,000 TO 19,999 POUNDS . . . . .	1 353	1 097	739	17	19	20	198	132	718	492	
	20,000 TO 29,999 POUNDS . . . . .	931	907	655	39	34	37	270	180	500	382	
	30,000 TO 59,999 POUNDS . . . . .	2 489	2 172	1 476	12	13	12	758	479	1 105	779	
	60,000 TO 89,999 POUNDS . . . . .	703	616	395	37	39	36	428	268	84	53	
	90,000 AND OVER . . . . .	618	570	382	35	31	32	480	317	77	55	
	SHIPMENT WEIGHT UNKNOWN . . . . .	3 453	1 837	1 313	9	9	10	495	316	1 156	863	
	1,000 TO 1,499 MILES . . . . .	4 083	1 767	2 105	8	9	8	375	435	1 096	1 319	
	UNDER 500 POUNDS . . . . .	757	97	114	11	8	8	1	1	79	92	
	500 TO 999 POUNDS . . . . .	203	57	67	12	15	14	1	2	53	62	
	1,000 TO 4,999 POUNDS . . . . .	646	222	266	12	15	15	5	7	181	219	
	5,000 TO 9,999 POUNDS . . . . .	260	100	120	46	41	38	3	3	79	95	
	10,000 TO 19,999 POUNDS . . . . .	301	169	204	16	25	25	21	25	117	145	

MEANS OF TRANSPORT--CON.

MOTOR CARRIER--CON.				PRIVATE TRUCK		AIR		WATER		PIPELINE		PARCEL DELIVERY		OTHER AND UNKNOWN		TCC CODE, WEIGHT, AND DISTANCE	
ICC		NON-ICC		TONS (THOU-SANDS)	TON-MILES (MIL-LIONS)	TONS (THOU-SANDS)	TON-MILES (MIL-LIONS)	TONS (THOU-SANDS)	TON-MILES (MIL-LIONS)	TONS (THOU-SANDS)	TON-MILES (MIL-LIONS)	TONS (THOU-SANDS)	TON-MILES (MIL-LIONS)	TONS (THOU-SANDS)	TON-MILES (MIL-LIONS)		
33																	
117	222	1	2	14	27	-	-	-	-	-	-	-	-	-	1	2	10,000-19,999 LB.
98	202	(Z)	(Z)	9	19	-	-	(Z)	1	-	-	-	-	-	2	3	20,000-29,999 LB.
222	423	28	53	42	85	-	-	-	6	12	-	-	-	-	8	19	30,000-59,999 LB.
19	38	-	-	-	-	-	-	-	-	-	-	-	-	-	3	7	60,000-89,999 LB.
44	92	-	-	-	-	-	-	-	73	154	-	-	-	-	6	12	90,000-OVER LB.
79	165	32	52	32	59	1	3	-	-	-	-	(Z)	(Z)	-	18	36	WEIGHT UNKNOWN
199	-	-	-	132	-	-	-	4	-	-	-	4	-	2	860	-	DISTANCE UNKNOWN
-	-	-	-	(Z)	-	-	-	-	-	-	-	-	-	-	-	-	UNDER 500 LB.
-	-	-	-	(Z)	-	-	-	-	-	-	-	1	-	-	-	-	500-999 LB.
(Z)	-	-	-	(Z)	-	-	-	-	-	-	-	2	-	-	-	-	1,000-4,999 LB.
(Z)	-	-	-	-	-	-	-	-	-	-	-	-	-	-	-	-	5,000-9,999 LB.
9	-	-	-	-	-	-	-	-	-	-	-	-	-	-	-	-	30,000-59,999 LB.
190	-	-	-	132	-	-	-	4	-	-	-	-	-	2	860	-	WEIGHT UNKNOWN
25 727	10 239	2 247	195	20 857	3 368	92	82	187	134	-	-	167	96	825	45	34	
929	523	45	6	599	69	26	22	1	1	-	-	125	72	12	5	5	UNOER 500 LB.
883	425	46	5	481	59	10	13	2	1	-	-	1	1	3	3	3	500-999 LB.
2 771	1 447	319	37	2 423	338	15	17	7	7	-	-	6	5	13	7	7	1,000-4,999 LB.
1 877	717	474	30	2 945	380	5	8	9	7	-	-	(Z)	(Z)	22	7	5	5,000-9,999 LB.
3 323	1 245	591	40	3 702	605	2	2	6	4	-	-	(Z)	(Z)	16	6	10,000-19,999 LB.	
2 081	972	200	24	1 398	299	(Z)	(Z)	3	1	-	-	-	-	4	3	20,000-29,999 LB.	
6 371	2 475	338	29	3 487	779	-	-	9	21	-	-	-	-	25	2	30,000-59,999 LB.	
562	138	16	2	485	151	-	-	2	8	-	-	-	-	3	(Z)	60,000-89,999 LB.	
1 395	235	74	3	1 038	140	3	(Z)	105	40	-	-	-	-	66	(Z)	90,000-OVER LB.	
5 534	2 061	145	20	4 301	548	31	19	43	44	-	-	34	17	662	12	12	WEIGHT UNKNOWN
6 746	230	1 831	67	12 343	364	3	(Z)	29	1	-	-	27	1	159	2	2	UNDER 100 MI.
137	7	34	1	453	9	1	(Z)	(Z)	(Z)	-	-	22	1	7	(Z)	(Z)	UNDER 500 LB.
181	7	37	1	352	13	(Z)	(Z)	2	(Z)	-	-	-	-	(Z)	(Z)	(Z)	500-999 LB.
505	19	243	11	1 577	33	(Z)	(Z)	1	(Z)	-	-	(Z)	(Z)	5	(Z)	(Z)	1,000-4,999 LB.
474	19	389	9	1 975	73	-	-	6	(Z)	-	-	-	-	11	(Z)	(Z)	5,000-9,999 LB.
804	31	542	22	2 015	68	-	-	4	(Z)	-	-	-	-	6	(Z)	(Z)	10,000-19,999 LB.
414	16	130	7	660	19	-	-	3	(Z)	-	-	-	-	2	(Z)	(Z)	20,000-29,999 LB.
1 453	51	256	9	1 763	57	-	-	-	-	-	-	-	-	21	(Z)	(Z)	30,000-59,999 LB.
231	7	1	1	134	3	-	-	(Z)	(Z)	-	-	-	-	3	(Z)	(Z)	60,000-89,999 LB.
871	21	74	3	603	23	-	-	7	1	-	-	-	-	66	(Z)	(Z)	90,000-OVER LB.
1 676	53	112	2	2 811	66	1	(Z)	5	(Z)	-	-	6	(Z)	37	(Z)	(Z)	WEIGHT UNKNOWN
3 770	579	186	25	3 284	462	8	1	22	3	-	-	19	3	14	2	2	100-199 MI.
118	18	7	1	60	8	2	(Z)	(Z)	(Z)	-	-	15	2	(Z)	(Z)	(Z)	UNDER 500 LB.
126	19	1	(Z)	60	9	(Z)	(Z)	(Z)	(Z)	-	-	(Z)	(Z)	(Z)	(Z)	(Z)	500-999 LB.
390	58	30	4	346	48	1	(Z)	2	(Z)	-	-	(Z)	(Z)	2	(Z)	(Z)	1,000-4,999 LB.
301	46	35	4	515	68	-	-	-	-	-	-	-	-	5	1	1	5,000-9,999 LB.
563	87	17	3	652	90	-	-	-	-	-	-	-	-	1	(Z)	(Z)	10,000-19,999 LB.
255	40	31	4	217	32	-	-	-	-	-	-	-	-	-	-	-	20,000-29,999 LB.
1 107	176	58	7	444	70	-	-	-	-	-	-	-	-	-	-	-	30,000-59,999 LB.
121	17	-	-	60	9	-	-	-	-	-	-	-	-	-	-	-	60,000-89,999 LB.
84	11	-	-	187	25	3	(Z)	20	3	-	-	-	-	-	-	-	90,000-OVER LB.
706	108	9	1	742	104	2	(Z)	(Z)	(Z)	-	-	3	(Z)	6	1	1	WEIGHT UNKNOWN
3 587	878	78	19	1 752	434	13	3	(Z)	(Z)	-	-	21	5	7	2	2	200-299 MI.
117	29	1	(Z)	21	5	2	1	-	-	-	-	15	4	(Z)	(Z)	(Z)	UNOER 500 LB.
118	30	3	1	24	6	(Z)	(Z)	-	-	-	-	(Z)	(Z)	-	-	-	500-999 LB.
354	88	16	4	147	35	(Z)	(Z)	-	-	-	-	(Z)	(Z)	(Z)	(Z)	(Z)	1,000-4,999 LB.
294	72	21	5	175	42	-	-	-	-	-	-	-	-	2	1	1	5,000-9,999 LB.
475	117	9	2	347	83	-	-	-	-	-	-	-	-	(Z)	(Z)	(Z)	10,000-19,999 LB.
280	69	17	4	150	39	-	-	-	-	-	-	-	-	(Z)	(Z)	(Z)	20,000-29,999 LB.
1 073	260	8	2	492	124	-	-	-	-	-	-	-	-	3	1	1	30,000-59,999 LB.
36	10	-	-	97	25	-	-	-	-	-	-	-	-	-	-	-	60,000-89,999 LB.
145	32	-	-	62	15	-	-	-	-	-	-	-	-	-	-	-	90,000-OVER LB.
696	171	2	1	238	61	10	3	(Z)	(Z)	-	-	6	1	1	(Z)	(Z)	WEIGHT UNKNOWN
4 370	1 705	94	34	1 920	743	15	7	71	26	-	-	30	12	4	2	2	300-499 MI.
155	61	2	1	34	13	4	2	(Z)	(Z)	-	-	22	9	1	(Z)	(Z)	UNDER 500 LB.
125	50	3	1	15	6	1	1	-	-	-	-	(Z)	(Z)	(Z)	(Z)	(Z)	500-999 LB.
454	179	19	7	196	77	3	1	-	-	-	-	-	-	(Z)	(Z)	(Z)	1,000-4,999 LB.
292	115	18	6	128	51	1	(Z)	-	-	-	-	(Z)	(Z)	(Z)	(Z)	(Z)	5,000-9,999 LB.
575	225	14	5	464	183	1	(Z)	-	-	-	-	-	-	-	-	-	10,000-19,999 LB.
438	171	20	7	209	81	-	-	-	-	-	-	-	-	3	1	1	20,000-29,999 LB.
1 137	447	8	3	372	143	-	-	-	-	-	-	-	-	-	-	-	30,000-59,999 LB.
85	36	-	-	85	34	-	-	-	-	-	-	-	-	-	-	-	60,000-89,999 LB.
193	72	-	-	166	58	-	-	67	24	-	-	-	-	-	-	-	90,000-OVER LB.
917	349	10	4	252	97	5	2	4	2	-	-	7	3	(Z)	(Z)	(Z)	WEIGHT UNKNOWN
5 140	3 650	43	29	1 137	784	22	15	13	10	-	-	45	33	20	16	16	500-999 MI.
248	174	1	1	16	12	8	6	(Z)	(Z)	-	-	32	23	2	2	2	UNDER 500 LB.
232	163	2	1	24	17	3	2	-	-	-	-	(Z)	(Z)	1	1	1	500-999 LB.
673	463	8	7	102	70	3	2	2	1	-	-	5	5	3	2	2	1,000-4,999 LB.
367	241	12	6	102	69	(Z)	(Z)	-	-	-	-	(Z)	(Z)	2	2	2	5,000-9,999 LB.
709	485	9	7	174	110	(Z)	(Z)	-	-	-	-	-	-	6	5	5	10,000-19,999 LB.
498	380	3	2	133	91	(Z)	(Z)	-	-	-	-	-	-	3	2	2	20,000-29,999 LB.
1 099	775	6	4	309	218	-	-	-	-	-	-	-	-	-	-	-	30,000-59,999 LB.
82	52	1	1	105	74	-	-	-	-	-	-	-	-	-	-	-	60,000-89,999 LB.
77	55	-	-	13	10	-	-	-	-	-	-	-	-	-	-	-	90,000-OVER LB.
1 155	863	1	1	158	113	6	4	11	9	-	-	8	6	2	2	2	WEIGHT UNKNOWN
1 090	1 311	6	8	244	290	10	13	30	33	-	-	10	12	2	3	3	1,000-1,499 MI.
78	92	(Z)	(Z)	6	7	3	4	-	-	-	-	8	10	1	1	1	UNDER 500 LB.
53	62	-	-	1	2	1	1	-	-	-	-	(Z)	(Z)	1	1	1	500-999 LB.
180	218	1	1	34	38	2	2	-	-	-	-	(Z)	(Z)	(Z)	(Z)	(Z)	1,000-4,999 LB.
79	95	(Z)	(Z)	18	21	(Z)	(Z)	-	-	-	-	(Z)	(Z)	-	-	-	5,000-9,999 LB.
117	145	-	-	30	34	-	-	(Z)	(Z)	-	-	(Z)	(Z)	-	-	-	10,000-19,999 LB.



TABLE 7. SHIPMENTS BY MANUFACTURING ESTABLISHMENTS--MAJOR COMMODITY, WEIGHT, AND DISTANCE OF SHIPMENT BY MEANS OF TRANSPORT: 1977--CON.

TCC CODE	MAJOR COMMODITY, WEIGHT, AND DISTANCE OF SHIPMENT	ALL SHIPMENTS						MEANS OF TRANSPORT			
		VALUE (MILLIONS OF DOLLARS) (A)	TONS (THOU- SANDS) (B)	TON-MILES (MIL- LIONS) (C)	STANDARD ERROR (PERCENT) FOR COLUMNS--			RAIL		MOTOR CARRIER	
					(A)	(B)	(C)	TONS (THOU- SANDS)	TON- MILES (MIL- LIONS)	TONS (THOU- SANDS)	TON- MILES (MIL- LIONS)
TOTAL											
34	FABRICATED METAL PRODUCTS EXC. ORNANCE, MACH., TRANS										
	20,000 TO 29,999 POUNDS	223	150	179	23	29	29	22	26	105	126
	30,000 TO 59,999 POUNDS	531	442	533	14	19	19	53	61	305	369
	60,000 TO 89,999 POUNDS	132	122	149	34	32	33	117	142	2	3
	90,000 AND OVER	98	124	142	31	28	30	94	104	12	16
	SHIPMENT WEIGHT UNKNOWN	934	285	330	16	10	10	58	66	162	191
	1,500 MILES AND OVER	4 905	1 860	3 658	10	11	10	684	1 317	965	1 899
	UNDER 500 POUNDS	980	101	199	16	10	9	2	4	73	144
	500 TO 999 POUNDS	329	59	122	18	11	10	3	5	47	97
	1,000 TO 4,999 POUNDS	847	262	510	18	17	18	16	29	217	425
	5,000 TO 9,999 POUNDS	277	114	213	41	45	41	5	11	69	129
	10,000 TO 19,999 POUNDS	322	136	276	17	14	16	35	76	79	155
	20,000 TO 29,999 POUNDS	338	207	384	33	40	36	110	204	90	169
	30,000 TO 59,999 POUNDS	494	438	889	21	18	18	69	402	199	400
	60,000 TO 89,999 POUNDS	87	76	159	43	46	44	209	137	5	13
	90,000 AND OVER	137	75	148	41	37	38	62	120	13	28
	SHIPMENT WEIGHT UNKNOWN	1 094	392	757	26	9	10	176	329	172	338
	SHIPMENT DISTANCE UNKNOWN	2 906	751	-	8	8	-	38	-	71	-
	UNDER 500 POUNDS	49	4	-	16	15	-	-	-	3	-
	500 TO 999 POUNDS	22	2	-	46	46	-	-	-	1	-
	1,000 TO 4,999 POUNDS	12	1	-	96	69	-	-	-	1	-
	5,000 TO 9,999 POUNDS	1	1	-	59	51	-	-	-	1	-
	10,000 TO 19,999 POUNDS	1	1	-	26	25	-	-	-	1	-
	20,000 TO 29,999 POUNDS	1	2	-	37	38	-	-	-	1	-
	30,000 TO 59,999 POUNDS	1	1	-	50	50	-	-	-	1	-
	90,000 AND OVER	(Z)	1	-	100	100	-	-	-	-	-
	SHIPMENT WEIGHT UNKNOWN	2 819	737	-	9	9	-	38	-	61	-
35	MACHINERY, EXCEPT ELECTRICAL	122 960	25 820	12 127	4	5	6	3 466	2 721	14 055	7 535
	UNDER 500 POUNDS	17 573	1 345	732	5	6	7	2	2	812	513
	500 TO 999 POUNDS	6 492	843	439	9	8	10	4	3	628	379
	1,000 TO 4,999 POUNDS	17 980	2 991	1 584	6	6	8	34	30	1 998	1 302
	5,000 TO 9,999 POUNDS	7 700	1 815	857	5	6	7	55	44	1 149	657
	10,000 TO 19,999 POUNDS	10 952	2 989	1 457	6	8	6	258	217	1 806	995
	20,000 TO 29,999 POUNDS	7 466	2 120	1 006	7	9	11	273	195	1 411	711
	30,000 TO 59,999 POUNDS	14 395	4 677	2 314	6	8	19	833	622	2 908	1 382
	60,000 TO 89,999 POUNDS	2 703	808	474	9	10	8	422	301	249	134
	90,000 AND OVER	3 160	1 151	655	12	11	21	649	536	347	97
	SHIPMENT WEIGHT UNKNOWN	34 539	7 080	2 609	11	12	9	935	770	2 748	1 365
	UNDER 100 MILES	24 994	6 715	197	14	12	10	180	7	2 406	87
	UNDER 500 POUNDS	3 774	350	9	11	13	6	(Z)	(Z)	96	4
	500 TO 999 POUNDS	1 314	214	6	11	20	16	(Z)	(Z)	79	2
	1,000 TO 4,999 POUNDS	3 211	735	22	8	12	12	1	(Z)	199	8
	5,000 TO 9,999 POUNDS	1 477	467	16	11	15	14	1	(Z)	167	7
	10,000 TO 19,999 POUNDS	2 302	795	27	22	22	25	-	-	348	14
	20,000 TO 29,999 POUNDS	1 065	466	14	15	17	16	-	-	239	8
	30,000 TO 59,999 POUNDS	2 352	952	32	10	18	12	45	2	540	21
	60,000 TO 89,999 POUNDS	398	159	3	25	30	65	21	1	48	1
	90,000 AND OVER	518	300	7	23	16	26	64	4	192	2
	SHIPMENT WEIGHT UNKNOWN	8 582	2 276	61	27	21	19	48	1	497	17
	100 TO 199 MILES	12 751	2 860	417	6	7	8	208	30	1 737	257
	UNDER 500 POUNDS	1 687	144	21	9	14	14	(Z)	(Z)	84	13
	500 TO 999 POUNDS	463	65	10	11	11	10	(Z)	(Z)	49	7
	1,000 TO 4,999 POUNDS	2 467	372	55	14	12	12	1	(Z)	227	35
	5,000 TO 9,999 POUNDS	894	221	32	13	12	13	-	-	131	19
	10,000 TO 19,999 POUNDS	1 387	346	51	13	12	12	11	2	227	34
	20,000 TO 29,999 POUNDS	818	271	41	17	16	17	24	4	194	29
	30,000 TO 59,999 POUNDS	1 714	638	90	10	9	9	69	8	413	59
	60,000 TO 89,999 POUNDS	138	39	6	33	28	27	30	5	9	1
	90,000 AND OVER	255	115	14	29	53	44	27	4	12	2
	SHIPMENT WEIGHT UNKNOWN	2 930	648	96	16	19	19	46	7	391	58
	200 TO 299 MILES	10 803	2 324	580	4	5	5	262	64	1 628	409
	UNDER 500 POUNDS	1 408	121	30	6	10	10	(Z)	(Z)	94	23
	500 TO 999 POUNDS	706	96	25	19	20	21	(Z)	(Z)	90	23
	1,000 TO 4,999 POUNDS	1 468	269	67	8	8	8	2	(Z)	219	55
	5,000 TO 9,999 POUNDS	746	192	49	12	20	20	2	1	134	35
	10,000 TO 19,999 POUNDS	1 001	282	70	11	10	10	20	5	180	44
	20,000 TO 29,999 POUNDS	782	240	61	13	12	13	39	10	160	41
	30,000 TO 59,999 POUNDS	1 428	445	109	8	7	7	65	15	321	79
	60,000 TO 89,999 POUNDS	203	63	15	22	19	20	24	6	37	9
	90,000 AND OVER	481	124	30	22	30	30	83	20	25	6
	SHIPMENT WEIGHT UNKNOWN	2 581	492	124	15	17	17	27	7	369	93
	300 TO 499 MILES	16 715	3 543	1 406	5	5	5	427	172	2 464	976
	UNDER 500 POUNDS	2 341	199	78	8	8	9	(Z)	(Z)	157	61
	500 TO 999 POUNDS	985	139	55	8	9	9	(Z)	(Z)	120	47
	1,000 TO 4,999 POUNDS	2 521	438	174	9	8	8	7	3	366	146
	5,000 TO 9,999 POUNDS	1 413	292	113	20	11	12	8	3	230	89
	10,000 TO 19,999 POUNDS	1 759	477	193	13	8	7	56	25	293	118
	20,000 TO 29,999 POUNDS	1 443	359	143	18	15	17	36	14	275	110
	30,000 TO 59,999 POUNDS	2 465	760	302	9	8	8	115	47	524	209
	60,000 TO 89,999 POUNDS	249	78	30	25	21	20	47	18	29	11
	90,000 AND OVER	398	116	48	41	31	32	57	24	43	18
	SHIPMENT WEIGHT UNKNOWN	3 143	685	270	8	14	14	101	38	426	168
	500 TO 999 MILES	27 673	6 021	4 291	4	6	6	1 466	1 067	3 656	2 616
	UNDER 500 POUNDS	4 098	307	219	6	10	10	1	1	229	164
	500 TO 999 POUNDS	1 549	204	146	9	11	12	1	1	185	133
	1,000 TO 4,999 POUNDS	3 996	693	488	10	11	11	16	13	570	402

MEANS OF TRANSPORT--CON.

MOTOR CARRIER--CON.				PRIVATE TRUCK	AIR		WATER		PIPELINE		PARCEL DELIVERY		OTHER AND UNKNOWN		TCC CODE, WEIGHT, AND OISTANCE
ICC	NON-ICC				TONS (THOU-SANOS)	TON-MILES (MIL-LIONS)	TONS (THOU-SANOS)	TON-MILES (MIL-LIONS)	TONS (THOU-SANOS)	TON-MILES (MIL-LIONS)	TONS (THOU-SANOS)	TON-MILES (MIL-LIONS)	TONS (THOU-SANOS)	TON-MILES (MIL-LIONS)	
105	126	-	-	22	27	-	-	-	-	-	-	-	-	-	20,000-29,999 LB.
305	369	(Z)	1	81	101	-	-	1	1	-	-	-	-	1	30,000-59,999 LB.
2	3	-	-	3	5	-	-	-	-	-	-	-	-	-	60,000-89,999 LB.
12	16	-	-	7	9	-	-	11	12	-	-	-	-	-	90,000-OVER LB.
158	185	4	6	41	47	4	5	18	19	-	-	1	2	1	WEIGHT UNKNOWN
959	1 886	6	13	146	291	20	43	22	60	-	-	14	29	9	1,500-OVER MI.
73	143	1	2	8	15	4	9	(Z)	1	-	-	12	24	1	UNDER 500 LB.
47	96	(Z)	(Z)	4	8	4	9	(Z)	1	-	-	1	1	2	500-999 LB.
215	422	2	3	20	36	5	11	2	5	-	-	-	-	2	1,000-4,999 LB.
69	129	-	-	33	56	3	7	3	6	-	-	-	-	1	5,000-9,999 LB.
79	155	-	-	19	38	1	2	2	4	-	-	-	-	-	10,000-19,999 LB.
90	169	-	-	6	10	(Z)	(Z)	(Z)	(Z)	-	-	-	-	-	20,000-29,999 LB.
197	397	1	3	25	67	-	-	8	19	-	-	-	-	-	30,000-59,999 LB.
5	13	-	-	(Z)	1	-	-	2	8	-	-	-	-	-	60,000-89,999 LB.
13	28	-	-	-	-	-	-	-	-	-	-	-	-	-	90,000-OVER LB.
169	332	2	5	31	61	2	4	5	14	-	-	2	5	4	WEIGHT UNKNOWN
67	-	4	-	31	-	(Z)	-	1	-	-	-	(Z)	-	610	OISTANCE UNKNOWN
3	-	-	-	1	-	(Z)	-	-	-	-	-	(Z)	-	-	UNDER 500 LB.
1	-	-	-	1	-	-	-	-	-	-	-	-	-	-	500-999 LB.
1	-	-	-	1	-	-	-	-	-	-	-	-	-	-	1,000-4,999 LB.
1	-	-	-	(Z)	-	-	-	-	-	-	-	-	-	-	5,000-9,999 LB.
1	-	-	-	1	-	-	-	-	-	-	-	-	-	-	10,000-19,999 LB.
1	-	-	-	(Z)	-	-	-	-	-	-	-	-	-	-	20,000-29,999 LB.
1	-	-	-	-	-	-	-	-	-	-	-	-	-	-	30,000-59,999 LB.
1	-	-	-	-	-	-	-	1	-	-	-	-	-	-	90,000-OVER LB.
56	-	4	-	28	-	-	-	-	-	-	-	(Z)	-	610	WEIGHT UNKNOWN
13 568	7 446	487	89	6 818	1 331	238	236	60	37	-	-	268	117	914	149 35
805	511	7	2	277	30	85	79	1	1	-	-	138	89	31	19 UNDER 500 LB.
615	373	13	6	176	27	19	19	1	(Z)	-	-	5	3	11	7 500-999 LB.
1 973	1 292	26	10	861	165	52	53	9	6	-	-	7	2	31	25 1,000-4,999 LB.
1 134	648	15	9	576	118	14	16	2	3	-	-	-	-	19	18 5,000-9,999 LB.
1 775	975	31	20	832	226	5	6	6	4	-	-	2	1	81	7 10,000-19,999 LB.
1 374	700	38	10	425	92	2	3	4	2	-	-	(Z)	(Z)	4	4 20,000-29,999 LB.
2 807	1 369	101	13	899	282	6	4	10	5	-	-	1	(Z)	20	17 30,000-59,999 LB.
247	134	2	(Z)	131	29	6	7	1	1	-	-	-	-	-	60,000-89,999 LB.
301	94	46	3	134	17	-	-	13	5	-	-	-	-	8	(Z) 90,000-OVER LB.
2 538	1 350	209	15	2 509	344	49	48	15	10	-	-	114	21	710	52 WEIGHT UNKNOWN
2 045	79	361	8	3 922	99	15	1	10	(Z)	-	-	27	1	154	2 UNDER 100 MI.
92	4	4	(Z)	225	4	3	(Z)	(Z)	(Z)	-	-	17	1	8	(Z) UNDER 500 LB.
78	2	1	(Z)	126	4	2	(Z)	1	(Z)	-	-	2	(Z)	4	(Z) 500-999 LB.
187	8	13	(Z)	512	13	7	(Z)	4	(Z)	-	-	2	(Z)	9	(Z) 1,000-4,999 LB.
161	7	6	(Z)	295	9	2	(Z)	1	(Z)	-	-	-	-	2	(Z) 5,000-9,999 LB.
336	14	12	(Z)	375	12	(Z)	(Z)	1	(Z)	-	-	-	-	71	(Z) 10,000-19,999 LB.
219	8	20	1	226	6	-	-	1	(Z)	-	-	-	-	2	(Z) 20,000-29,999 LB.
464	19	76	2	360	9	-	-	1	(Z)	-	-	-	-	5	(Z) 30,000-59,999 LB.
46	1	2	(Z)	89	1	-	-	-	-	-	-	-	-	-	60,000-89,999 LB.
149	2	43	1	36	(Z)	-	-	-	-	-	-	-	-	8	(Z) 90,000-OVER LB.
313	14	184	3	1 676	42	2	(Z)	2	(Z)	-	-	6	(Z)	45	1 WEIGHT UNKNOWN
1 717	254	20	3	848	120	25	3	2	(Z)	-	-	21	3	20	3 100-199 MI.
84	13	(Z)	(Z)	19	3	20	3	(Z)	(Z)	-	-	17	2	3	(Z) UNDER 500 LB.
49	7	(Z)	(Z)	16	2	1	(Z)	1	(Z)	-	-	(Z)	(Z)	(Z)	(Z) 500-999 LB.
223	35	5	1	140	19	2	(Z)	1	(Z)	-	-	(Z)	(Z)	1	(Z) 1,000-4,999 LB.
130	19	(Z)	(Z)	90	13	(Z)	-	-	-	-	-	-	-	(Z)	(Z) 5,000-9,999 LB.
223	34	4	(Z)	105	15	-	-	-	-	-	-	(Z)	(Z)	3	(Z) 10,000-19,999 LB.
190	28	4	1	53	8	-	-	-	-	-	-	(Z)	(Z)	(Z)	(Z) 20,000-29,999 LB.
413	59	-	-	156	22	-	-	-	-	-	-	(Z)	(Z)	(Z)	(Z) 30,000-59,999 LB.
9	1	-	-	1	(Z)	-	-	-	-	-	-	-	-	-	60,000-89,999 LB.
12	2	-	-	76	9	-	-	-	-	-	-	-	-	-	90,000-OVER LB.
384	57	7	1	193	29	2	(Z)	1	(Z)	-	-	3	(Z)	13	2 WEIGHT UNKNOWN
1 595	400	34	8	366	91	21	5	2	1	-	-	23	6	21	5 200-299 MI.
93	23	1	(Z)	7	2	4	1	(Z)	(Z)	-	-	14	3	2	1 UNDER 500 LB.
80	21	10	3	4	1	1	(Z)	(Z)	(Z)	-	-	(Z)	(Z)	(Z)	(Z) 500-999 LB.
217	54	2	(Z)	40	10	5	1	(Z)	(Z)	-	-	2	1	1	(Z) 1,000-4,999 LB.
134	35	(Z)	(Z)	54	13	(Z)	(Z)	-	-	-	-	-	-	2	(Z) 5,000-9,999 LB.
178	44	2	1	79	20	1	(Z)	(Z)	(Z)	-	-	-	-	3	1 10,000-19,999 LB.
156	40	4	1	39	10	-	-	1	(Z)	-	-	(Z)	(Z)	-	20,000-29,999 LB.
308	76	13	3	58	15	-	-	1	(Z)	-	-	-	-	-	30,000-59,999 LB.
37	9	-	-	2	1	-	-	-	-	-	-	-	-	-	60,000-89,999 LB.
25	6	-	-	16	4	-	-	-	-	-	-	-	-	-	90,000-OVER LB.
367	93	2	1	67	16	9	2	-	-	-	-	7	2	13	3 WEIGHT UNKNOWN
2 447	970	18	6	541	212	28	12	18	7	-	-	31	12	32	14 300-499 MI.
157	61	(Z)	(Z)	9	3	7	3	(Z)	(Z)	-	-	24	9	2	1 UNDER 500 LB.
120	47	(Z)	(Z)	14	6	4	2	(Z)	(Z)	-	-	(Z)	(Z)	1	(Z) 500-999 LB.
366	146	1	(Z)	57	22	7	3	(Z)	(Z)	-	-	(Z)	(Z)	(Z)	(Z) 1,000-4,999 LB.
230	89	1	(Z)	53	21	1	1	(Z)	(Z)	-	-	-	-	-	(Z) 5,000-9,999 LB.
293	118	-	-	123	48	-	-	3	1	-	-	-	-	1	(Z) 10,000-19,999 LB.
273	110	2	1	46	18	-	-	-	-	-	-	1	(Z)	-	20,000-29,999 LB.
521	208	3	1	113	43	-	-	2	1	-	-	1	(Z)	7	3 30,000-59,999 LB.
29	11	-	-	3	1	-	-	-	-	-	-	-	-	-	60,000-89,999 LB.
43	18	-	-	2	1	-	-	13	5	-	-	-	-	-	90,000-OVER LB.
415	164	11	4	122	48	9	4	(Z)	(Z)	-	-	5	2	22	10 WEIGHT UNKNOWN
3 624	2 592	32	24	726	485	56	42	22	14	-	-	54	39	41	28 500-999 MI.
228	163	1	1	9	6	19	14	(Z)	(Z)	-	-	40	28	9	6 UNDER 500 LB.
184	132	(Z)	(Z)	10	6	4	3	(Z)	(Z)	-	-	1	1	3	2 500-999 LB.
567	400	3	2	83	56	11	8	2	1	-	-	2	2	10	6 1,000-4,999 LB.

TABLE 7. SHIPMENTS BY MANUFACTURING ESTABLISHMENTS--MAJOR COMMODITY, WEIGHT, AND DISTANCE OF SHIPMENT BY MEANS OF TRANSPORT: 1977--CON.

TCC COOE	MAJOR COMMODITY, WEIGHT, AND DISTANCE OF SHIPMENT	ALL SHIPMENTS						MEANS OF TRANSPORT				
		VALUE (MILLIONS OF DOLLARS) (A)	TONS (THOU- SANDS) (B)	TON-MILES (MIL- LIONS) (C)	STANDARD ERROR (PERCENT) FOR COLUMNS--			RAIL		MOTOR CARRIER		TOTAL
					(A)	(B)	(C)	TONS (THOU- SANDS)	TON- MILES (MIL- LIONS)	TONS (THOU- SANDS)	TON- MILES (MIL- LIONS)	
35	MACHINERY, EXCEPT ELECTRICAL . . . . .											
	5,000 TO 9,999 POUNDS . . . . .	1 739	429	307	12	9	10	34	26	316	230	
	10,000 TO 19,999 POUNDS . . . . .	2 338	671	478	8	10	10	100	74	464	334	
	20,000 TO 29,999 POUNDS . . . . .	2 228	534	380	10	14	12	127	93	360	256	
	30,000 TO 59,999 POUNDS . . . . .	4 321	1 348	968	9	11	12	350	253	821	592	
	60,000 TO 89,999 POUNDS . . . . .	1 261	342	235	16	13	13	211	147	101	70	
	90,000 AND OVER . . . . .	804	235	171	20	16	16	184	134	48	34	
	SHIPMENT WEIGHT UNKNOWN . . . . .	5 340	1 259	898	11	21	21	443	326	563	401	
	1,000 TO 1,499 MILES . . . . .	11 331	1 875	2 243	5	8	9	500	603	1 154	1 378	
	UNDER 500 POUNDS . . . . .	1 733	101	121	8	8	7	(2)	(2)	72	86	
	500 TO 999 POUNDS . . . . .	1 693	57	68	34	26	24	(2)	(2)	49	58	
	1,000 TO 4,999 POUNDS . . . . .	1 919	229	277	9	11	11	2	2	209	253	
	5,000 TO 9,999 POUNDS . . . . .	548	92	108	13	19	18	7	8	64	77	
	10,000 TO 19,999 POUNDS . . . . .	1 179	232	281	12	11	11	32	42	170	205	
	20,000 TO 29,999 POUNDS . . . . .	604	155	182	14	17	17	20	25	122	142	
	30,000 TO 59,999 POUNDS . . . . .	1 130	298	363	19	29	32	94	118	181	218	
	60,000 TO 89,999 POUNDS . . . . .	254	74	89	23	23	23	55	65	11	13	
	90,000 AND OVER . . . . .	552	151	177	23	19	18	125	146	26	31	
	SHIPMENT WEIGHT UNKNOWN . . . . .	2 719	487	578	12	14	14	165	197	251	297	
	1,500 MILES AND OVER . . . . .	12 921	1 542	2 994	8	13	16	420	777	924	1 813	
	UNDER 500 POUNDS . . . . .	2 532	124	254	13	9	10	1	1	80	162	
	500 TO 999 POUNDS . . . . .	783	67	130	12	12	12	1	2	56	109	
	1,000 TO 4,999 POUNDS . . . . .	2 392	252	501	12	8	8	7	12	205	403	
	5,000 TO 9,999 POUNDS . . . . .	883	121	231	18	16	15	4	6	106	201	
	10,000 TO 19,999 POUNDS . . . . .	986	186	357	15	12	13	38	70	124	246	
	20,000 TO 29,999 POUNDS . . . . .	524	95	185	22	20	19	27	49	62	125	
	30,000 TO 59,999 POUNDS . . . . .	984	237	451	16	42	51	95	179	108	205	
	60,000 TO 89,999 POUNDS . . . . .	201	51	96	23	25	26	34	60	13	28	
	90,000 AND OVER . . . . .	153	112	206	45	61	59	110	203	2	3	
	SHIPMENT WEIGHT UNKNOWN . . . . .	3 483	296	582	16	14	15	104	195	168	332	
	SHIPMENT DISTANCE UNKNOWN . . . . .	5 771	939	-	7	32	-	2	-	87	-	
	UNDER 500 POUNDS . . . . .	1	(2)	-	77	52	-	-	-	(2)	-	
	500 TO 999 POUNDS . . . . .	(2)	(2)	-	85	69	-	-	-	(2)	-	
	1,000 TO 4,999 POUNDS . . . . .	8	3	-	62	89	-	-	-	2	-	
	20,000 TO 29,999 POUNDS . . . . .	2	(2)	-	100	100	-	-	-	(2)	-	
	SHIPMENT WEIGHT UNKNOWN . . . . .	5 760	936	-	7	32	-	2	-	84	-	
36	ELECTRICAL MACHINERY, EQUIPMENT, AND SUPPLIES . . . . .	91 563	16 273	8 605	2	4	3	2 623	2 252	8 159	4 580	
	UNDER 500 POUNDS . . . . .	23 534	987	653	4	4	5	6	8	657	424	
	500 TO 999 POUNDS . . . . .	4 735	545	345	5	6	8	10	11	423	276	
	1,000 TO 4,999 POUNDS . . . . .	11 140	2 016	1 110	5	5	5	60	69	1 302	795	
	5,000 TO 9,999 POUNDS . . . . .	4 856	1 377	687	6	5	5	118	109	719	411	
	10,000 TO 19,999 POUNDS . . . . .	7 785	2 234	1 187	3	4	6	508	454	978	498	
	20,000 TO 29,999 POUNDS . . . . .	5 739	1 462	815	5	8	5	335	252	711	429	
	30,000 TO 59,999 POUNDS . . . . .	6 357	2 328	1 281	7	8	7	451	392	1 290	695	
	60,000 TO 89,999 POUNDS . . . . .	418	203	100	20	24	27	63	56	108	37	
	90,000 AND OVER . . . . .	764	844	433	22	32	29	322	177	230	86	
	SHIPMENT WEIGHT UNKNOWN . . . . .	26 234	4 277	1 995	5	8	5	749	726	1 742	931	
	UNDER 100 MILES . . . . .	17 132	3 440	108	5	12	7	40	2	1 293	55	
	UNDER 500 POUNDS . . . . .	4 210	169	6	8	8	7	(2)	(2)	89	4	
	500 TO 999 POUNDS . . . . .	610	85	3	11	8	11	(2)	(2)	49	2	
	1,000 TO 4,999 POUNDS . . . . .	1 626	389	15	7	9	9	1	(2)	165	8	
	5,000 TO 9,999 POUNDS . . . . .	1 022	312	12	20	11	12	2	(2)	131	6	
	10,000 TO 19,999 POUNDS . . . . .	1 348	457	15	14	11	20	14	1	157	7	
	20,000 TO 29,999 POUNDS . . . . .	674	224	8	22	33	20	9	(2)	104	4	
	30,000 TO 59,999 POUNDS . . . . .	716	381	13	13	19	20	10	1	188	7	
	60,000 TO 89,999 POUNDS . . . . .	37	22	1	27	38	37	2	(2)	11	1	
	90,000 AND OVER . . . . .	52	75	2	58	45	47	-	-	75	2	
	SHIPMENT WEIGHT UNKNOWN . . . . .	6 837	1 325	33	10	23	11	2	(2)	323	14	
	100 TO 199 MILES . . . . .	8 591	1 610	238	8	11	11	151	23	885	133	
	UNDER 500 POUNDS . . . . .	2 083	104	16	13	13	15	(2)	(2)	72	11	
	500 TO 999 POUNDS . . . . .	536	63	9	19	18	18	(2)	(2)	52	8	
	1,000 TO 4,999 POUNDS . . . . .	1 403	256	38	11	9	9	1	(2)	164	25	
	5,000 TO 9,999 POUNDS . . . . .	510	148	21	24	11	11	-	-	76	10	
	10,000 TO 19,999 POUNDS . . . . .	589	171	25	15	15	15	10	2	82	12	
	20,000 TO 29,999 POUNDS . . . . .	539	109	17	18	10	10	18	4	50	7	
	30,000 TO 59,999 POUNDS . . . . .	612	266	42	24	18	17	3	(2)	201	32	
	60,000 TO 89,999 POUNDS . . . . .	22	25	3	66	53	50	(2)	(2)	15	2	
	90,000 AND OVER . . . . .	17	83	12	69	94	94	83	12	-	-	
	SHIPMENT WEIGHT UNKNOWN . . . . .	2 281	387	56	18	15	14	35	5	173	26	
	200 TO 299 MILES . . . . .	7 505	1 694	415	6	9	8	150	37	1 023	250	
	UNDER 500 POUNDS . . . . .	1 521	89	22	8	6	6	(2)	(2)	66	16	
	500 TO 999 POUNDS . . . . .	411	58	14	13	12	12	1	(2)	50	12	
	1,000 TO 4,999 POUNDS . . . . .	1 067	218	54	16	7	7	2	(2)	156	39	
	5,000 TO 9,999 POUNDS . . . . .	486	169	42	20	15	15	2	(2)	96	24	
	10,000 TO 19,999 POUNDS . . . . .	848	275	69	12	11	11	24	6	154	39	
	20,000 TO 29,999 POUNDS . . . . .	495	181	44	19	21	21	8	2	73	17	
	30,000 TO 59,999 POUNDS . . . . .	846	284	66	20	23	22	26	7	204	47	
	60,000 TO 89,999 POUNDS . . . . .	58	17	4	58	56	53	4	1	8	2	
	90,000 AND OVER . . . . .	147	72	17	46	44	45	46	11	22	5	
	SHIPMENT WEIGHT UNKNOWN . . . . .	1 627	332	83	8	12	12	36	9	193	47	
	300 TO 499 MILES . . . . .	13 025	2 994	1 184	3	5	5	544	223	1 585	622	
	UNDER 500 POUNDS . . . . .	2 784	145	57	6	7	7	1	(2)	110	43	
	500 TO 999 POUNDS . . . . .	655	97	38	7	7	8	2	1	77	30	
	1,000 TO 4,999 POUNDS . . . . .	1 959	366	143	9	8	8	10	4	240	95	
	5,000 TO 9,999 POUNDS . . . . .	719	283	113	12	12	13	49	23	121	47	
	10,000 TO 19,999 POUNDS . . . . .	1 402	442	173	8	7	7	101	41	219	84	



MEANS OF TRANSPORT--CON.

MOTOR CARRIER--CON.				PRIVATE TRUCK	AIR		WATER		PIPELINE		PARCEL DELIVERY		OTHER AND UNKNOWN		TCC CODE, WEIGHT, AND OISTANCE	
ICC		NON-ICC			TONS (THOU-SANOS)	TON-MILES (MIL-LIONS)	TONS (THOU-SANOS)	TON-MILES (MIL-LIONS)	TONS (THOU-SANOS)	TON-MILES (MIL-LIONS)	TONS (THOU-SANOS)	TON-MILES (MIL-LIONS)	TONS (THOU-SANOS)	TON-MILES (MIL-LIONS)		TONS (THOU-SANOS)
310	226	6	4	72	45	6	5	-	-	-	-	-	-	1	1	5,000-9,999 LB.
459	331	4	3	102	66	2	1	2	1	-	-	(Z)	(Z)	1	1	10,000-19,999 LB.
354	252	6	4	47	30	-	-	-	-	-	-	(Z)	(Z)	-	-	20,000-29,999 LB.
812	585	9	7	164	115	6	4	6	4	-	-	-	-	-	-	30,000-59,999 LB.
101	70	-	-	30	17	-	-	-	-	-	-	-	-	-	-	60,000-89,999 LB.
46	33	2	1	3	3	-	-	-	-	-	-	-	-	-	-	90,000-OVER LB.
562	400	1	(Z)	206	140	7	6	12	8	-	-	10	7	17	12	WEIGHT UNKNOWN
1 145	1 368	9	10	130	151	32	40	1	1	-	-	16	19	42	50	1,000-1,499 MI.
72	86	(Z)	(Z)	3	4	10	12	(Z)	(Z)	-	-	13	15	3	3	UNOER 500 LB.
49	57	(Z)	(Z)	5	6	2	3	(Z)	(Z)	-	-	(Z)	(Z)	1	1	500-999 LB.
208	252	1	1	13	15	3	4	(Z)	(Z)	-	-	-	-	2	3	1,000-4,999 LB.
64	77	-	-	6	7	1	2	(Z)	(Z)	-	-	-	-	13	14	5,000-9,999 LB.
168	202	3	3	27	31	1	1	(Z)	(Z)	-	-	-	-	1	2	10,000-19,999 LB.
122	142	-	-	11	13	2	3	-	-	-	-	-	-	(Z)	(Z)	20,000-29,999 LB.
181	218	-	-	17	20	-	-	1	1	-	-	-	-	4	6	30,000-59,999 LB.
11	13	-	-	3	3	6	7	-	-	-	-	-	-	-	-	60,000-89,999 LB.
25	30	1	1	-	-	-	-	-	-	-	-	-	-	-	-	90,000-OVER LB.
246	291	4	5	44	52	7	8	-	-	-	-	3	4	17	22	WEIGHT UNKNOWN
909	1 782	15	30	91	173	60	134	6	14	-	-	18	37	23	47	1,500-OVER MI.
79	161	(Z)	1	4	8	21	46	(Z)	-	-	-	14	29	4	7	UNOER 500 LB.
55	107	1	2	1	2	6	12	-	-	-	-	-	1	2	3	500-999 LB.
203	398	2	5	16	30	16	36	2	5	-	-	(Z)	2	7	15	1,000-4,999 LB.
104	196	2	4	5	9	4	9	1	3	-	-	-	-	2	3	5,000-9,999 LB.
118	233	6	13	20	34	2	4	1	1	-	-	-	-	2	3	10,000-19,999 LB.
60	121	2	4	3	7	-	-	(Z)	(Z)	-	-	-	-	2	4	20,000-29,999 LB.
108	205	-	-	30	58	-	-	(Z)	1	-	-	-	-	4	8	30,000-59,999 LB.
13	28	-	-	3	7	-	-	1	1	-	-	-	-	-	-	60,000-89,999 LB.
2	3	-	-	-	-	-	-	-	-	-	-	-	-	-	-	90,000-OVER LB.
167	331	1	1	8	18	12	28	1	2	-	-	3	6	1	3	WEIGHT UNKNOWN
87	-	(Z)	-	193	-	1	-	-	-	-	-	77	-	580	-	OISTANCE UNKNOWN
(Z)	-	-	-	(Z)	-	(Z)	-	-	-	-	-	(Z)	-	(Z)	-	UNDER 500 LB.
(Z)	-	-	-	-	-	-	-	-	-	-	-	-	-	-	-	500-999 LB.
2	-	-	-	(Z)	-	-	-	-	-	-	-	-	-	-	-	1,000-4,999 LB.
(Z)	-	-	-	-	-	-	-	-	-	-	-	-	-	-	-	20,000-29,999 LB.
84	-	(Z)	-	193	-	1	-	-	-	-	-	77	-	580	-	WEIGHT UNKNOWN
7 838	4 509	321	70	3 977	1 193	178	186	278	200	-	-	179	137	880	58	36
639	420	18	4	108	34	74	85	(Z)	1	-	-	130	94	11	7	UNOER 500 LB.
416	274	7	1	87	32	20	20	(Z)	1	-	-	3	2	2	2	500-999 LB.
1 278	782	24	13	591	181	38	39	7	9	-	-	4	3	15	15	1,000-4,999 LB.
661	403	58	8	523	154	9	9	5	2	-	-	-	-	3	2	5,000-9,999 LB.
895	485	83	13	730	220	5	2	12	13	-	-	1	(Z)	(Z)	1	10,000-19,999 LB.
677	423	34	6	398	127	3	2	2	1	-	-	(Z)	(Z)	14	4	20,000-29,999 LB.
1 263	683	27	11	569	170	3	1	9	15	-	-	-	-	5	8	30,000-59,999 LB.
105	35	3	2	32	8	(Z)	(Z)	-	-	-	-	-	-	-	-	60,000-89,999 LB.
217	85	13	1	59	28	-	-	231	143	-	-	-	-	1	1	90,000-OVER LB.
1 688	919	54	12	878	239	27	29	10	15	-	-	41	37	829	19	WEIGHT UNKNOWN
1 112	50	181	5	1 387	45	12	(Z)	9	(Z)	-	-	26	1	673	5	UNOER 100 MI.
79	4	10	(Z)	54	1	4	(Z)	(Z)	(Z)	-	-	19	1	3	(Z)	UNOER 500 LB.
47	2	3	(Z)	35	1	1	(Z)	(Z)	(Z)	-	-	-	-	(Z)	(Z)	500-999 LB.
154	8	11	(Z)	218	7	1	(Z)	3	(Z)	-	-	(Z)	(Z)	1	(Z)	1,000-4,999 LB.
92	5	39	1	175	6	2	(Z)	-	-	-	-	-	-	2	(Z)	5,000-9,999 LB.
94	5	63	2	284	8	2	(Z)	-	-	-	-	-	-	-	-	10,000-19,999 LB.
86	4	17	1	105	3	1	(Z)	(Z)	(Z)	-	-	-	-	5	(Z)	20,000-29,999 LB.
183	7	5	(Z)	180	6	(Z)	(Z)	3	(Z)	-	-	-	-	-	-	30,000-59,999 LB.
62	1	-	-	9	(Z)	-	-	-	-	-	-	-	-	-	-	60,000-89,999 LB.
11	2	13	1	-	-	-	-	-	-	-	-	-	-	-	-	90,000-OVER LB.
302	14	20	(Z)	328	13	1	(Z)	2	(Z)	-	-	7	(Z)	663	5	WEIGHT UNKNOWN
850	129	35	4	539	76	5	1	4	(Z)	-	-	24	4	2	(Z)	100-199 MI.
71	11	2	(Z)	9	1	2	(Z)	-	-	-	-	20	3	1	(Z)	UNOER 500 LB.
50	7	2	(Z)	10	2	(Z)	(Z)	-	-	-	-	(Z)	(Z)	-	-	500-999 LB.
162	24	2	(Z)	89	13	1	(Z)	-	-	-	-	1	(Z)	(Z)	(Z)	1,000-4,999 LB.
70	10	5	1	72	10	(Z)	(Z)	-	-	-	-	-	-	-	-	5,000-9,999 LB.
80	12	1	(Z)	78	11	-	-	1	(Z)	-	-	-	-	-	-	10,000-19,999 LB.
44	7	5	1	40	6	-	-	-	-	-	-	-	-	-	-	20,000-29,999 LB.
194	31	8	1	61	9	-	-	-	-	-	-	-	-	-	-	30,000-59,999 LB.
15	2	-	-	10	1	-	-	-	-	-	-	-	-	-	-	60,000-89,999 LB.
-	-	-	-	-	-	-	-	-	-	-	-	-	-	-	-	90,000-OVER LB.
163	25	10	1	170	23	2	(Z)	3	(Z)	-	-	4	1	1	(Z)	WEIGHT UNKNOWN
1 006	245	17	4	497	122	8	2	-	-	-	-	14	4	2	1	200-299 MI.
66	16	1	(Z)	8	2	3	1	-	-	-	-	11	3	1	(Z)	UNOER 500 LB.
50	12	(Z)	(Z)	6	2	1	(Z)	-	-	-	-	(Z)	(Z)	(Z)	(Z)	500-999 LB.
155	39	1	(Z)	57	14	3	1	-	-	-	-	(Z)	(Z)	1	(Z)	1,000-4,999 LB.
92	23	4	1	71	17	1	(Z)	-	-	-	-	-	-	-	-	5,000-9,999 LB.
153	39	2	(Z)	96	24	-	-	-	-	-	-	1	(Z)	-	-	10,000-19,999 LB.
70	16	4	1	99	24	-	-	-	-	-	-	-	-	-	-	20,000-29,999 LB.
199	45	5	-	54	12	-	-	-	-	-	-	-	-	-	-	30,000-59,999 LB.
8	2	-	-	5	1	-	-	-	-	-	-	-	-	-	-	60,000-89,999 LB.
22	5	-	-	4	1	-	-	-	-	-	-	-	-	-	-	90,000-OVER LB.
192	47	1	(Z)	98	25	1	(Z)	-	-	-	-	3	1	(Z)	(Z)	WEIGHT UNKNOWN
1 531	602	54	21	796	312	24	9	11	4	-	-	21	8	12	5	300-499 MI.
106	42	4	1	11	4	7	3	(Z)	(Z)	-	-	16	6	(Z)	(Z)	UNOER 500 LB.
74	29	2	1	15	6	2	1	(Z)	(Z)	-	-	(Z)	(Z)	(Z)	(Z)	500-999 LB.
237	93	4	1	106	41	6	2	(Z)	(Z)	-	-	1	(Z)	2	1	1,000-4,999 LB.
115	45	6	2	107	41	1	1	4	2	-	-	-	-	(Z)	(Z)	5,000-9,999 LB.
207	80	11	4	114	45	2	1	6	2	-	-	-	-	-	-	10,000-19,999 LB.

TABLE 7. SHIPMENTS BY MANUFACTURING ESTABLISHMENTS--MAJOR COMMOITY, WEIGHT, AND OISTANCE OF SHIPMENT BY MEANS OF TRANSPORT: 1977--CON.1

TCC CODE	MAJOR COMMOITY, WEIGHT, AND OISTANCE OF SHIPMENT	ALL SHIPMENTS						MEANS OF TRANSPORT					
		VALUE (MILLIONS OF DOLLARS) (A)	TONS (THOU- SANOS) (B)	TON-MILES (MIL- LIONS) (C)	STANDARD ERROR (PERCENT) FOR COLUMNS--			RAIL		MOTOR CARRIER			
					(A)	(B)	(C)	TONS (THOU- SANOS)	TON- MILES (MIL- LIONS)	TONS (THOU- SANOS)	TON- MILES (MIL- LIONS)		
36	ELECTRICAL MACHINERY, EQUIPMENT, AND SUPPLIES . . . . .												
	20,000 TO 29,999 POUNDS . . . . .	1 075	293	116	11	13	13	72	29	128	50		
	30,000 TO 59,999 POUNDS . . . . .	1 127	476	188	13	11	12	112	44	197	80		
	60,000 TO 89,999 POUNDS . . . . .	109	67	23	53	55	50	9	4	54	18		
	90,000 AND OVER . . . . .	295	224	95	37	32	34	74	29	93	38		
	SHIPMENT WEIGHT UNKNOWN . . . . .	2 898	600	239	8	13	13	114	48	345	138		
	500 TO 999 MILES . . . . .	21 026	3 895	2 671	3	6	5	959	672	2 043	1 433		
	UNDER 500 POUNDS . . . . .	5 159	263	189	5	4	4	2	1	185	132		
	500 TO 999 POUNDS . . . . .	1 239	136	98	7	8	7	4	2	110	79		
	1,000 TO 4,999 POUNDS . . . . .	2 569	459	323	7	7	7	19	14	336	237		
	5,000 TO 9,999 POUNDS . . . . .	1 124	284	198	10	10	11	31	24	171	121		
	10,000 TO 19,999 POUNDS . . . . .	2 240	578	402	7	7	7	206	147	246	174		
	20,000 TO 29,999 POUNDS . . . . .	1 858	430	296	10	10	10	156	111	225	153		
	30,000 TO 59,999 POUNDS . . . . .	1 727	558	381	11	13	14	168	113	298	208		
	60,000 TO 89,999 POUNDS . . . . .	106	45	29	35	24	24	22	16	17	10		
	90,000 AND OVER . . . . .	110	287	153	42	77	74	67	39	14	10		
	SHIPMENT WEIGHT UNKNOWN . . . . .	4 894	853	604	7	6	6	284	205	440	310		
	1,000 TO 1,499 MILES . . . . .	8 821	1 114	1 340	5	9	9	275	333	635	762		
	UNDER 500 POUNDS . . . . .	2 894	96	116	9	9	9	(2)	(2)	66	79		
	500 TO 999 POUNDS . . . . .	593	43	53	17	14	14	(2)	(2)	34	42		
	1,000 TO 4,999 POUNDS . . . . .	1 021	148	179	10	10	10	7	8	107	129		
	5,000 TO 9,999 POUNDS . . . . .	375	82	99	19	17	16	10	14	61	72		
	10,000 TO 19,999 POUNDS . . . . .	591	142	169	12	12	12	54	66	66	80		
	20,000 TO 29,999 POUNDS . . . . .	707	136	167	12	13	13	41	50	75	93		
	30,000 TO 59,999 POUNDS . . . . .	522	132	155	27	19	19	34	41	81	95		
	60,000 TO 89,999 POUNDS . . . . .	53	20	26	69	58	59	20	26	-	-		
	90,000 AND OVER . . . . .	54	61	73	53	82	81	17	20	25	29		
	SHIPMENT WEIGHT UNKNOWN . . . . .	2 012	255	302	15	10	10	92	107	120	144		
	1,500 MILES AND OVER . . . . .	13 391	1 349	2 649	5	5	5	503	963	676	1 325		
	UNDER 500 POUNDS . . . . .	4 881	120	246	5	5	6	3	6	69	138		
	500 TO 999 POUNDS . . . . .	672	62	128	12	14	14	3	7	50	103		
	1,000 TO 4,999 POUNDS . . . . .	1 493	180	357	14	9	9	21	41	132	263		
	5,000 TO 9,999 POUNDS . . . . .	621	99	203	26	12	11	24	49	63	131		
	10,000 TO 19,999 POUNDS . . . . .	765	169	335	15	16	16	98	192	52	102		
	20,000 TO 29,999 POUNDS . . . . .	392	90	168	18	15	15	30	57	56	105		
	30,000 TO 59,999 POUNDS . . . . .	803	230	437	20	12	12	99	186	119	226		
	60,000 TO 89,999 POUNDS . . . . .	33	6	13	48	65	68	4	9	2	4		
	90,000 AND OVER . . . . .	90	42	80	41	57	57	35	65	1	1		
	SHIPMENT WEIGHT UNKNOWN . . . . .	3 641	351	679	14	12	11	186	352	131	251		
	SHIPMENT OISTANCE UNKNOWN . . . . .	2 072	178	-	11	13	-	-	-	20	-		
	UNDER 500 POUNDS . . . . .	2	(2)	-	43	55	-	-	-	(2)	-		
	500 TO 999 POUNDS . . . . .	19	(2)	-	100	100	-	-	-	-	-		
	1,000 TO 4,999 POUNDS . . . . .	2	1	-	64	60	-	-	-	(2)	-		
	10,000 TO 19,999 POUNDS . . . . .	2	1	-	100	100	-	-	-	1	-		
	30,000 TO 59,999 POUNDS . . . . .	4	2	-	100	100	-	-	-	2	-		
	SHIPMENT WEIGHT UNKNOWN . . . . .	2 043	174	-	11	13	-	-	-	17	-		
37	TRANSPORTATION EQUIPMENT. . . . .	158 804	59 391	29 341	2	10	6	27 322	19 782	18 647	6 129		
	UNDER 500 POUNDS . . . . .	6 525	363	211	11	23	17	2	2	176	108		
	500 TO 999 POUNDS . . . . .	1 787	254	122	10	16	22	3	4	155	65		
	1,000 TO 4,999 POUNDS . . . . .	35 422	11 099	5 988	2	2	2	5 094	4 259	5 210	1 470		
	5,000 TO 9,999 POUNDS . . . . .	8 764	2 853	1 181	8	9	14	557	427	1 288	465		
	10,000 TO 19,999 POUNDS . . . . .	10 751	3 764	1 654	9	10	12	576	391	1 833	772		
	20,000 TO 29,999 POUNDS . . . . .	5 303	2 552	1 076	11	11	17	680	418	1 080	366		
	30,000 TO 59,999 POUNDS . . . . .	21 513	11 408	5 656	8	15	16	6 313	4 320	3 391	1 098		
	60,000 TO 89,999 POUNDS . . . . .	8 164	3 745	2 444	5	13	13	3 434	2 412	214	26		
	90,000 AND OVER . . . . .	9 279	5 855	3 546	9	12	12	5 430	3 376	244	76		
	SHIPMENT WEIGHT UNKNOWN . . . . .	51 298	17 499	7 464	4	25	16	5 232	4 172	5 055	1 683		
	UNDER 100 MILES . . . . .	27 354	12 297	376	3	5	7	2 956	101	4 684	179		
	UNDER 500 POUNDS . . . . .	1 274	76	2	35	59	61	(2)	(2)	15	1		
	500 TO 999 POUNDS . . . . .	411	55	2	22	18	17	(2)	-	19	1		
	1,000 TO 4,999 POUNDS . . . . .	4 935	1 724	62	5	6	6	114	2	1 261	50		
	5,000 TO 9,999 POUNDS . . . . .	1 391	754	29	12	12	18	13	1	289	16		
	10,000 TO 19,999 POUNDS . . . . .	1 767	872	31	10	15	19	67	3	344	16		
	20,000 TO 29,999 POUNDS . . . . .	1 031	843	21	17	15	15	63	2	345	11		
	30,000 TO 59,999 POUNDS . . . . .	3 807	2 866	108	9	12	21	774	40	966	38		
	60,000 TO 89,999 POUNDS . . . . .	674	609	18	17	24	18	422	9	110	7		
	90,000 AND OVER . . . . .	1 368	1 074	33	16	28	36	965	31	55	1		
	SHIPMENT WEIGHT UNKNOWN . . . . .	10 695	3 425	71	7	6	12	538	13	1 281	37		
	100 TO 199 MILES . . . . .	13 026	5 103	751	5	7	6	1 002	147	3 188	474		
	UNDER 500 POUNDS . . . . .	555	81	11	32	56	57	(2)	(2)	42	6		
	500 TO 999 POUNDS . . . . .	204	61	8	20	23	22	(2)	(2)	49	7		
	1,000 TO 4,999 POUNDS . . . . .	3 853	1 270	6	195	6	5	49	7	1 125	174		
	5,000 TO 9,999 POUNDS . . . . .	1 033	369	54	22	20	20	5	1	235	34		
	10,000 TO 19,999 POUNDS . . . . .	1 177	463	66	17	14	15	19	3	245	34		
	20,000 TO 29,999 POUNDS . . . . .	429	230	34	15	15	16	32	6	130	19		
	30,000 TO 59,999 POUNDS . . . . .	1 607	899	130	10	11	11	135	21	527	76		
	60,000 TO 89,999 POUNDS . . . . .	446	174	23	52	45	47	79	10	78	10		
	90,000 AND OVER . . . . .	979	617	88	21	27	29	577	82	40	6		
	SHIPMENT WEIGHT UNKNOWN . . . . .	2 742	939	143	12	28	23	107	18	718	108		
	200 TO 299 MILES . . . . .	17 361	9 410	2 298	6	27	27	2 678	679	3 664	874		
	UNDER 500 POUNDS . . . . .	337	22	5	10	18	18	(2)	(2)	13	3		
	500 TO 999 POUNDS . . . . .	175	28	7	31	30	31	1	(2)	21	5		
	1,000 TO 4,999 POUNDS . . . . .	4 488	1 479	361	5	4	4	201	51	1 232	298		
	5,000 TO 9,999 POUNDS . . . . .	1 987	350	87	26	16	16	28	7	227	56		
	10,000 TO 19,999 POUNDS . . . . .	1 220	585	137	18	29	26	47	12	404	91		
	20,000 TO 29,999 POUNDS . . . . .	675	344	82	19	20	20	89	22	206	47		

MEANS OF TRANSPORT--CON.

MOTOR CARRIER--CON.				MEANS OF TRANSPORT--CON.														TCC CODE, WEIGHT, AND DISTANCE
ICC		NON-ICC		PRIVATE TRUCK		AIR		WATER		PIPELINE		PARCEL DELIVERY		OTHER AND UNKNOWN				
TONS (THOU- SANOS)	TON- MILES (MIL- LIONS)	TONS (THOU- SANOS)	TON- MILES (MIL- LIONS)	TONS (THOU- SANOS)	TON- MILES (MIL- LIONS)	TONS (THOU- SANOS)	TON- MILES (MIL- LIONS)	TONS (THOU- SANOS)	TON- MILES (MIL- LIONS)	TONS (THOU- SANOS)	TON- MILES (MIL- LIONS)	TONS (THOU- SANOS)	TON- MILES (MIL- LIONS)	TONS (THOU- SANOS)	TON- MILES (MIL- LIONS)			
124	48	4	2	86	34	-	-	-	-	-	-	-	-	-	8	3	20,000-29,999 LB.	
195	79	2	1	164	63	2	1	-	-	-	-	-	-	-	-	-	-	30,000-59,999 LB.
54	18	-	-	4	2	-	-	-	-	-	-	-	-	-	-	-	-	60,000-89,999 LB.
93	38	-	-	56	27	-	-	-	-	-	-	-	-	-	1	1	90,000-OVER LB.	
325	129	20	B	134	51	2	1	-	-	-	-	-	4	2	1	(Z)	WEIGHT UNKNOWN	
2 024	1 420	19	13	579	383	48	36	210	107	-	-	43	31	13	10	500-999 MI.		
184	131	1	1	19	14	22	17	(Z)	(Z)	-	-	32	23	4	3	UNDER 500 LB.		
110	79	(Z)	(Z)	14	10	6	5	(Z)	(Z)	-	-	2	1	1	(Z)	500-999 LB.		
334	236	2	2	92	61	5	4	1	1	-	-	-	-	6	5	1,000-4,999 LB.		
169	119	2	1	81	53	(Z)	(Z)	1	(Z)	-	-	-	-	-	-	-	5,000-9,999 LB.	
242	171	4	3	124	80	1	(Z)	1	(Z)	-	-	-	-	-	-	-	10,000-19,999 LB.	
224	151	2	1	43	29	3	2	2	1	-	-	(Z)	(Z)	1	1	20,000-29,999 LB.		
295	206	3	2	92	59	-	-	-	-	-	-	-	-	-	-	-	30,000-59,999 LB.	
14	8	3	2	6	3	-	-	-	-	-	-	-	-	-	-	-	60,000-89,999 LB.	
14	10	-	-	-	-	-	-	206	104	-	-	-	-	-	-	-	90,000-OVER LB.	
437	309	3	2	109	73	11	9	(Z)	(Z)	-	-	9	7	1	1	WEIGHT UNKNOWN		
626	753	8	9	120	137	35	46	21	26	-	-	18	22	11	14	1,000-1,499 MI.		
65	79	1	1	4	4	12	15	-	-	-	-	13	16	1	1	UNDER 500 LB.		
34	42	-	-	3	3	-	B	-	-	-	-	(Z)	(Z)	(Z)	(Z)	(Z)	500-999 LB.	
107	128	(Z)	(Z)	18	20	13	18	(Z)	(Z)	-	-	1	1	2	2	1,000-4,999 LB.		
60	71	1	1	9	12	(Z)	(Z)	(Z)	(Z)	-	-	-	-	1	2	5,000-9,999 LB.		
66	79	1	1	20	22	(Z)	(Z)	1	1	-	-	-	-	-	-	-	10,000-19,999 LB.	
74	92	1	1	21	24	-	-	-	-	-	-	-	-	-	-	-	20,000-29,999 LB.	
76	89	5	6	15	17	-	-	-	-	-	-	-	-	2	3	30,000-59,999 LB.		
-	-	-	-	-	-	-	-	-	-	-	-	-	-	-	-	-	60,000-89,999 LB.	
25	29	-	-	-	-	-	-	20	24	-	-	-	-	-	-	-	90,000-OVER LB.	
120	144	-	-	31	35	4	5	(Z)	(Z)	-	-	4	4	5	6	WEIGHT UNKNOWN		
669	1 311	7	14	58	117	45	92	24	63	-	-	31	67	11	22	1,500-OVER MI.		
69	138	(Z)	(Z)	4	7	23	49	(Z)	1	-	-	20	42	1	3	UNDER 500 LB.		
50	103	(Z)	(Z)	4	9	4	8	(Z)	1	-	-	(Z)	(Z)	(Z)	1	500-999 LB.		
129	254	4	9	12	24	8	14	3	8	-	-	1	1	3	6	1,000-4,999 LB.		
62	129	1	2	8	15	4	8	-	-	-	-	-	-	-	-	-	5,000-9,999 LB.	
51	100	1	3	14	31	(Z)	(Z)	4	9	-	-	-	-	(Z)	1	10,000-19,999 LB.		
56	105	-	-	3	7	-	-	(Z)	(Z)	-	-	-	-	-	-	-	20,000-29,999 LB.	
119	226	-	-	3	5	-	-	6	15	-	-	-	-	3	6	30,000-59,999 LB.		
2	4	-	-	-	-	-	-	-	-	-	-	-	-	-	-	-	60,000-89,999 LB.	
1	1	-	-	-	-	-	-	6	14	-	-	-	-	-	-	-	90,000-OVER LB.	
131	251	(Z)	(Z)	10	20	6	14	5	14	-	-	10	23	3	6	WEIGHT UNKNOWN		
20	-	-	-	(Z)	-	1	-	-	-	-	-	1	-	156	-	-	DISTANCE UNKNOWN	
(Z)	-	-	-	-	-	(Z)	-	-	-	-	-	(Z)	-	-	-	-	UNDER 500 LB.	
-	-	-	-	-	-	(Z)	-	-	-	-	-	-	-	-	-	-	500-999 LB.	
(Z)	-	-	-	(Z)	-	-	-	-	-	-	-	-	-	-	-	-	1,000-4,999 LB.	
1	-	-	-	-	-	-	-	-	-	-	-	-	-	-	-	-	10,000-19,999 LB.	
2	-	-	-	-	-	-	-	-	-	-	-	-	-	-	-	-	30,000-59,999 LB.	
17	-	-	-	-	-	(Z)	-	-	-	-	-	1	-	156	-	-	WEIGHT UNKNOWN	
18 123	6 060	525	69	9 109	2 107	303	342	57	97	-	-	45	28	3 908	857	37		
174	107	2	1	72	17	24	26	(Z)	(Z)	-	-	36	19	53	39	UNDER 500 LB.		
155	65	(Z)	(Z)	66	15	11	13	(Z)	(Z)	-	-	(Z)	(Z)	18	25	500-999 LB.		
5 106	1 456	104	14	679	152	43	27	19	47	-	-	2	4	51	29	1,000-4,999 LB.		
1 228	450	60	15	730	166	22	23	2	(Z)	-	-	-	-	253	98	5,000-9,999 LB.		
1 752	747	80	25	938	228	67	52	2	2	-	-	-	-	348	210	10,000-19,999 LB.		
1 065	366	15	(Z)	632	173	24	42	-	-	-	-	-	-	135	77	20,000-29,999 LB.		
3 267	1 095	125	3	1 550	180	4	8	(Z)	(Z)	-	-	-	-	149	49	30,000-59,999 LB.		
214	26	-	-	96	5	1	(Z)	-	-	-	-	-	-	(Z)	(Z)	60,000-89,999 LB.		
200	75	44	1	55	13	-	-	-	-	-	-	-	-	126	B1	90,000-OVER LB.		
4 961	1 673	94	10	4 291	1 158	107	149	33	47	-	-	8	5	2 773	248	WEIGHT UNKNOWN		
4 295	172	389	7	3 531	83	13	(Z)	18	(Z)	-	-	6	(Z)	1 089	12	UNDER 100 MI.		
15	1	(Z)	(Z)	53	1	1	(Z)	(Z)	(Z)	-	-	5	(Z)	3	3	UNDER 500 LB.		
18	1	(Z)	(Z)	35	1	(Z)	(Z)	(Z)	(Z)	-	-	(Z)	(Z)	(Z)	(Z)	(Z)	500-999 LB.	
1 178	48	83	2	337	8	6	(Z)	(Z)	(Z)	-	-	(Z)	(Z)	6	(Z)	(Z)	1,000-4,999 LB.	
264	16	24	1	383	9	-	-	2	(Z)	-	-	-	-	68	2	5,000-9,999 LB.		
309	15	35	1	386	9	-	-	1	(Z)	-	-	-	-	73	2	10,000-19,999 LB.		
331	11	15	(Z)	406	8	-	-	-	-	-	-	-	-	29	(Z)	(Z)	20,000-29,999 LB.	
850	37	116	1	1 105	29	-	-	-	-	-	-	-	-	21	(Z)	(Z)	30,000-59,999 LB.	
110	7	-	-	76	2	-	-	-	-	-	-	-	-	-	-	-	60,000-89,999 LB.	
11	(Z)	44	1	30	(Z)	-	-	-	-	-	-	-	-	24	1	90,000-OVER LB.		
1 209	37	71	1	719	15	5	(Z)	15	(Z)	-	-	1	(Z)	B65	5	WEIGHT UNKNOWN		
3 163	470	26	4	793	112	3	1	2	(Z)	-	-	9	1	105	15	100-199 MI.		
42	6	(Z)	(Z)	2	(Z)	1	(Z)	(Z)	(Z)	-	-	8	1	27	4	UNDER 500 LB.		
49	7	(Z)	(Z)	7	1	(Z)	(Z)	-	-	-	-	-	-	5	1	500-999 LB.		
1 121	173	4	1	90	13	(Z)	(Z)	(Z)	(Z)	-	-	-	-	4	5	1,000-4,999 LB.		
226	33	9	2	97	14	-	-	(Z)	(Z)	-	-	-	-	32	5	5,000-9,999 LB.		
282	34	3	(Z)	187	27	-	-	-	-	-	-	-	-	13	2	10,000-19,999 LB.		
130	19	-	-	56	7	-	-	-	-	-	-	-	-	13	2	20,000-29,999 LB.		
523	75	3	1	237	33	-	-	(Z)	(Z)	-	-	-	-	(Z)	(Z)	(Z)	30,000-59,999 LB.	
78	10	-	-	17	2	-	-	-	-	-	-	-	-	-	-	-	60,000-89,999 LB.	
40	6	-	-	-	-	-	-	-	-	-	-	-	-	-	-	-	90,000-OVER LB.	
712	107	6	1	100	15	2	(Z)	1	(Z)	-	-	1	(Z)	10	2	WEIGHT UNKNOWN		
3 658	873	7	2	2 942	711	11	3	-	-	-	-	5	1	110	29	200-299 MI.		
12	3	(Z)	(Z)	3	1	1	(Z)	-	-	-	-	4	1	1	(Z)	(Z)	UNDER 500 LB.	
21	5	(Z)	(Z)	4	1	2	(Z)	-	-	-	-	(Z)	(Z)	-	-	-	500-999 LB.	
1 230	298	2	1	38	10	4	1	-	-	-	-	-	-	4	1	1,000-4,999 LB.		
227	55	(Z)	(Z)	69	17	4	1	-	-	-	-	-	-	22	5	5,000-9,999 LB.		
403	91	1	(Z)	90	22	(Z)	(Z)	-	-	-	-	-	-	43	11	10,000-19,999 LB.		
206	47	-	-	38	9	-	-	-	-	-	-	-	-	12	3	20,000-29,999 LB.		



TABLE 7. SHIPMENTS BY MANUFACTURING ESTABLISHMENTS--MAJOR COMMODITY, WEIGHT, AND DISTANCE OF SHIPMENT BY MEANS OF TRANSPORT: 1977--CON.

TCC CODE	MAJOR COMMODITY, WEIGHT, AND DISTANCE OF SHIPMENT	ALL SHIPMENTS			MEANS OF TRANSPORT								
		VALUE (MILLIONS OF DOLLARS) (A)	TONS (THOU-SANDS) (B)	TON-MILES (MILLIONS) (C)	STANDARD ERROR (PERCENT) FOR COLUMNS--			RAIL		MOTOR CARRIER		TOTAL	
					(A)	(B)	(C)	TONS (THOU-SANDS)	TON-MILES (MILLIONS)	TONS (THOU-SANDS)	TON-MILES (MILLIONS)		
37	TRANSPORTATION EQUIPMENT. . . . .												
	30,000 TO 59,999 POUNDS . . . . .	2 692	1 792	450	28	43	45	1 153	298	580	138		
	60,000 TO 89,999 POUNDS . . . . .	592	374	93	17	41	43	354	88	18	5		
	90,000 AND OVER . . . . .	884	539	134	16	23	26	509	127	25	6		
	SHIPMENT WEIGHT UNKNOWN . . . . .	4 312	3 896	942	14	65	65	294	74	937	225		
	300 TO 499 MILES . . . . .	24 374	9 898	3 987	4	17	18	4 978	2 059	3 811	1 493		
	UNDER 500 POUNDS . . . . .	586	46	18	11	10	10	1	(2)	32	13		
	500 TO 999 POUNDS . . . . .	244	38	15	20	23	23	(2)	(2)	28	11		
	1,000 TO 4,999 POUNDS . . . . .	6 784	2 164	857	6	4	4	964	406	1 054	397		
	5,000 TO 9,999 POUNDS . . . . .	1 274	478	185	12	13	12	71	28	281	108		
	10,000 TO 19,999 POUNDS . . . . .	1 649	585	232	12	15	16	80	32	318	128		
	20,000 TO 29,999 POUNDS . . . . .	1 177	461	175	29	33	29	212	77	186	72		
	30,000 TO 59,999 POUNDS . . . . .	3 247	1 854	760	9	8	9	975	401	746	302		
	60,000 TO 89,999 POUNDS . . . . .	1 227	534	227	18	15	16	531	226	2	1		
	90,000 AND OVER . . . . .	1 752	1 219	503	14	18	18	1 131	466	69	30		
	SHIPMENT WEIGHT UNKNOWN . . . . .	6 434	2 519	1 017	10	44	45	1 015	424	1 097	431		
	500 TO 999 MILES . . . . .	36 947	12 829	8 734	5	8	8	9 375	6 432	2 112	1 409		
	UNDER 500 POUNDS . . . . .	1 261	61	43	10	20	20	1	1	38	26		
	500 TO 999 POUNDS . . . . .	357	35	25	18	18	18	1	(2)	24	17		
	1,000 TO 4,999 POUNDS . . . . .	9 304	2 832	1 967	7	5	5	2 372	1 664	363	237		
	5,000 TO 9,999 POUNDS . . . . .	1 960	637	445	19	23	22	332	235	172	120		
	10,000 TO 19,999 POUNDS . . . . .	3 236	903	600	23	14	13	265	168	362	233		
	20,000 TO 29,999 POUNDS . . . . .	816	346	225	19	21	20	163	108	125	79		
	30,000 TO 59,999 POUNDS . . . . .	6 888	2 415	1 685	10	16	14	1 911	1 338	450	308		
	60,000 TO 89,999 POUNDS . . . . .	3 246	1 333	929	10	17	20	1 329	927	4	2		
	90,000 AND OVER . . . . .	2 640	1 463	937	18	16	16	1 315	837	53	28		
	SHIPMENT WEIGHT UNKNOWN . . . . .	7 639	2 805	1 877	8	22	20	1 687	1 154	521	359		
	1,000 TO 1,499 MILES . . . . .	11 687	3 173	3 854	7	9	9	2 563	3 116	333	398		
	UNDER 500 POUNDS . . . . .	818	28	33	18	21	20	(2)	(2)	18	20		
	500 TO 999 POUNDS . . . . .	164	16	19	26	41	41	(2)	(2)	6	7		
	1,000 TO 4,999 POUNDS . . . . .	2 733	753	876	7	6	6	669	777	59	70		
	5,000 TO 9,999 POUNDS . . . . .	635	173	207	22	26	25	74	92	51	62		
	10,000 TO 19,999 POUNDS . . . . .	928	127	150	26	24	22	23	25	51	59		
	20,000 TO 29,999 POUNDS . . . . .	351	135	169	32	38	40	39	45	46	55		
	30,000 TO 59,999 POUNDS . . . . .	1 730	561	671	15	18	17	526	627	18	21		
	60,000 TO 89,999 POUNDS . . . . .	819	254	307	26	31	30	253	306	1	1		
	90,000 AND OVER . . . . .	1 170	74	82	58	53	51	74	82	-	-		
	SHIPMENT WEIGHT UNKNOWN . . . . .	3 339	1 051	1 340	11	19	21	904	1 161	83	103		
	1,500 MILES AND OVER . . . . .	17 521	4 775	9 342	8	8	8	3 769	7 248	649	1 301		
	UNDER 500 POUNDS . . . . .	1 685	49	99	16	25	24	(2)	1	20	40		
	500 TO 999 POUNDS . . . . .	231	21	46	17	30	33	1	3	8	17		
	1,000 TO 4,999 POUNDS . . . . .	3 296	866	1 670	6	6	7	723	1 351	112	243		
	5,000 TO 9,999 POUNDS . . . . .	479	91	174	28	27	31	35	64	34	69		
	10,000 TO 19,999 POUNDS . . . . .	755	226	439	30	29	29	75	149	109	209		
	20,000 TO 29,999 POUNDS . . . . .	823	192	373	50	32	31	82	159	42	83		
	30,000 TO 59,999 POUNDS . . . . .	1 883	968	1 852	13	22	22	841	1 595	104	214		
	60,000 TO 89,999 POUNDS . . . . .	1 160	467	846	20	23	22	466	845	(2)	(2)		
	90,000 AND OVER . . . . .	1 886	868	1 769	18	16	16	859	1 751	3	4		
	SHIPMENT WEIGHT UNKNOWN . . . . .	5 724	1 028	2 074	22	13	14	686	1 330	216	421		
	SHIPMENT DISTANCE UNKNOWN . . . . .	10 534	1 906	-	6	58	-	1	-	206	-		
	UNDER 500 POUNDS . . . . .	7	(2)	-	63	81	-	-	-	(2)	-		
	1,000 TO 4,999 POUNDS . . . . .	28	10	-	66	66	-	-	-	5	-		
	5,000 TO 9,999 POUNDS . . . . .	6	2	-	77	83	-	-	-	-	-		
	10,000 TO 19,999 POUNDS . . . . .	19	4	-	100	100	-	-	-	-	-		
	30,000 TO 59,999 POUNDS . . . . .	60	53	-	100	100	-	-	-	-	-		
	SHIPMENT WEIGHT UNKNOWN . . . . .	10 414	1 836	-	6	58	-	1	-	201	-		
38	INSTRUMENTS, PHOTO, AND MEDICAL GOODS, WATCHES, CLOCKS	25 322	2 397	1 663	9	12	12	238	282	1 639	1 093		
	UNDER 500 POUNDS . . . . .	7 501	324	242	7	6	9	2	3	216	154		
	500 TO 999 POUNDS . . . . .	1 483	163	99	10	9	16	2	2	139	82		
	1,000 TO 4,999 POUNDS . . . . .	2 444	361	231	12	13	16	13	14	276	174		
	5,000 TO 9,999 POUNDS . . . . .	679	152	120	15	12	17	7	9	106	94		
	10,000 TO 19,999 POUNDS . . . . .	1 317	231	134	22	31	30	6	7	165	93		
	20,000 TO 29,999 POUNDS . . . . .	1 363	255	125	16	29	21	20	19	202	74		
	30,000 TO 59,999 POUNDS . . . . .	2 320	317	285	8	10	20	30	33	261	239		
	60,000 TO 89,999 POUNDS . . . . .	2 287	201	196	85	62	70	135	175	61	18		
	90,000 AND OVER . . . . .	1	2	2	70	85	80	1	1	(2)	(2)		
	SHIPMENT WEIGHT UNKNOWN . . . . .	5 926	391	228	6	11	20	22	18	212	163		
	UNDER 100 MILES . . . . .	4 145	404	18	8	25	32	1	(2)	268	15		
	UNDER 500 POUNDS . . . . .	1 096	43	2	9	15	17	(2)	(2)	25	1		
	500 TO 999 POUNDS . . . . .	275	23	1	11	19	13	(2)	(2)	15	1		
	1,000 TO 4,999 POUNDS . . . . .	621	66	3	34	26	28	-	-	46	3		
	5,000 TO 9,999 POUNDS . . . . .	128	15	1	36	24	28	-	-	11	1		
	10,000 TO 19,999 POUNDS . . . . .	320	51	2	33	72	48	-	-	49	2		
	20,000 TO 29,999 POUNDS . . . . .	493	108	7	41	74	75	-	-	105	7		
	30,000 TO 59,999 POUNDS . . . . .	57	10	(2)	42	31	41	-	-	4	(2)		
	60,000 TO 89,999 POUNDS . . . . .	8	2	(2)	100	100	100	-	-	-	-		
	SHIPMENT WEIGHT UNKNOWN . . . . .	1 146	87	2	11	9	22	1	(2)	13	1		
	100 TO 199 MILES . . . . .	1 521	187	27	12	17	17	8	1	133	19		
	UNDER 500 POUNDS . . . . .	503	27	4	12	12	13	(2)	(2)	19	3		
	500 TO 999 POUNDS . . . . .	103	19	3	23	24	24	(2)	(2)	18	3		
	1,000 TO 4,999 POUNDS . . . . .	179	29	4	23	20	21	1	(2)	23	3		
	5,000 TO 9,999 POUNDS . . . . .	39	9	1	44	40	40	1	(2)	4	1		
	10,000 TO 19,999 POUNDS . . . . .	112	19	3	43	45	47	1	(2)	16	3		
	20,000 TO 29,999 POUNDS . . . . .	75	18	2	55	41	45	4	(2)	10	1		
	30,000 TO 59,999 POUNDS . . . . .	52	8	1	82	84	84	-	-	2	(2)		
	SHIPMENT WEIGHT UNKNOWN . . . . .	459	57	8	16	27	25	2	(2)	42	6		

MEANS OF TRANSPORT--CON.

MOTOR CARRIER--CON.				MEANS OF TRANSPORT--CON.													TCC CODE, WEIGHT, AND DISTANCE
ICC		NON-ICC		PRIVATE TRUCK	AIR		WATER		PIPELINE		PARCEL DELIVERY		OTHER AND UNKNOWN				
TONS (THOUSANDS)	TON-MILES (MILLIONS)	TONS (THOUSANDS)	TON-MILES (MILLIONS)	TONS (THOUSANDS)	TON-MILES (MILLIONS)	TONS (THOUSANDS)	TON-MILES (MILLIONS)	TONS (THOUSANDS)	TON-MILES (MILLIONS)	TONS (THOUSANDS)	TON-MILES (MILLIONS)	TONS (THOUSANDS)	TON-MILES (MILLIONS)	TONS (THOUSANDS)	TON-MILES (MILLIONS)		
577	138	3	1	57	14	-	-	-	-	-	-	-	-	2	(Z)	30,000-59,999 LB.	
18	5	-	-	2	(Z)	-	-	-	-	-	-	-	-	(Z)	(Z)	60,000-89,999 LB.	
25	6	-	-	-	-	-	-	-	-	-	-	-	-	5	1	90,000-OVER LB.	
937	225	(Z)	(Z)	2 642	637	(Z)	(Z)	-	-	-	-	(Z)	(Z)	21	6	WEIGHT UNKNOWN	
3 743	1 465	68	27	644	242	39	17	(Z)	(Z)	-	-	6	2	419	174	300-499 MI.	
31	12	1	(Z)	4	1	3	1	-	-	-	-	5	2	1	(Z)	UNDER 500 LB.	
28	11	(Z)	(Z)	9	3	1	(Z)	-	-	-	-	(Z)	(Z)	-	-	500-999 LB.	
1 046	394	7	3	122	43	14	6	-	-	-	-	-	-	10	4	1,000-4,999 LB.	
262	101	19	7	72	27	6	2	-	-	-	-	-	-	48	20	5,000-9,999 LB.	
295	120	23	8	131	48	12	6	-	-	-	-	-	-	44	18	10,000-19,999 LB.	
186	72	-	-	28	10	-	-	-	-	-	-	-	-	36	15	20,000-29,999 LB.	
744	301	2	1	77	31	-	-	-	-	-	-	-	-	59	26	30,000-59,999 LB.	
2	1	-	-	-	-	1	(Z)	-	-	-	-	-	-	-	-	60,000-89,999 LB.	
69	30	-	-	8	3	-	-	-	-	-	-	-	-	11	4	90,000-OVER LB.	
1 082	423	16	7	194	74	2	1	(Z)	(Z)	-	-	2	1	210	87	WEIGHT UNKNOWN	
2 086	1 393	26	17	899	574	110	74	5	4	-	-	11	8	317	232	500-999 MI.	
37	26	(Z)	(Z)	5	4	7	5	(Z)	(Z)	-	-	8	6	2	2	UNDER 500 LB.	
24	17	-	-	7	5	2	2	(Z)	(Z)	-	-	-	-	(Z)	(Z)	500-999 LB.	
359	234	4	3	67	46	12	7	5	4	-	-	(Z)	(Z)	13	9	1,000-4,999 LB.	
165	115	7	4	69	49	4	2	(Z)	(Z)	-	-	-	-	60	39	5,000-9,999 LB.	
348	224	14	9	117	83	46	30	-	-	-	-	-	-	112	86	10,000-19,999 LB.	
125	79	-	-	30	19	4	2	-	-	-	-	-	-	24	17	20,000-29,999 LB.	
450	308	-	-	50	35	-	-	-	-	-	-	-	-	4	4	30,000-59,999 LB.	
4	2	-	-	1	(Z)	-	-	-	-	-	-	-	-	-	-	60,000-89,999 LB.	
53	28	-	-	17	9	-	-	-	-	-	-	-	-	-	-	90,000-OVER LB.	
521	358	1	(Z)	535	324	35	26	-	-	-	-	3	2	23	13	WEIGHT UNKNOWN	
328	393	5	6	163	202	11	14	1	2	-	-	3	3	99	118	1,000-1,499 MI.	
18	20	(Z)	(Z)	2	2	4	4	(Z)	(Z)	-	-	2	3	3	3	UNDER 500 LB.	
6	7	-	-	2	2	2	2	-	-	-	-	-	-	7	8	500-999 LB.	
59	70	(Z)	(Z)	20	23	1	3	-	-	-	-	-	-	3	3	1,000-4,999 LB.	
50	61	1	1	30	34	(Z)	(Z)	(Z)	(Z)	-	-	-	-	18	19	5,000-9,999 LB.	
47	54	4	4	19	22	-	-	1	2	-	-	-	-	34	42	10,000-19,999 LB.	
46	55	-	-	44	60	-	-	-	-	-	-	-	-	6	9	20,000-29,999 LB.	
18	21	-	-	16	22	-	-	-	-	-	-	-	-	-	9	30,000-59,999 LB.	
1	1	-	-	-	-	-	-	-	-	-	-	-	-	-	-	60,000-89,999 LB.	
-	-	-	-	-	-	-	-	-	-	-	-	-	-	-	-	90,000-OVER LB.	
83	103	-	-	31	37	4	5	-	-	-	-	(Z)	1	29	33	WEIGHT UNKNOWN	
645	1 294	4	7	93	183	112	232	30	91	-	-	6	11	117	276	1,500-OVER MI.	
19	40	(Z)	(Z)	4	8	7	15	(Z)	(Z)	-	-	3	6	16	29	UNDER 500 LB.	
8	17	-	-	1	1	4	9	-	-	-	-	-	-	7	16	500-999 LB.	
109	238	3	5	5	8	4	10	14	43	-	-	2	4	5	11	1,000-4,999 LB.	
34	69	-	-	8	16	9	17	-	-	-	-	-	-	4	8	5,000-9,999 LB.	
108	208	1	1	8	16	8	16	-	-	-	-	-	-	25	48	10,000-19,999 LB.	
42	83	-	-	32	60	20	39	-	-	-	-	-	-	16	31	20,000-29,999 LB.	
104	214	-	-	8	16	4	8	-	-	-	-	-	-	10	18	30,000-59,999 LB.	
(Z)	(Z)	-	-	-	-	-	-	-	-	-	-	-	-	(Z)	(Z)	60,000-89,999 LB.	
3	4	-	-	-	-	-	-	-	-	-	-	-	-	7	13	90,000-OVER LB.	
216	420	(Z)	(Z)	28	56	55	117	16	47	-	-	1	2	26	101	WEIGHT UNKNOWN	
206	-	-	-	44	-	3	-	-	-	-	-	(Z)	-	1 652	-	DISTANCE UNKNOWN	
(Z)	-	-	-	(Z)	-	(Z)	-	-	-	-	-	(Z)	-	(Z)	-	UNDER 500 LB.	
5	-	-	-	1	-	-	-	-	-	-	-	-	-	5	-	1,000-4,999 LB.	
-	-	-	-	2	-	-	-	-	-	-	-	-	-	(Z)	-	5,000-9,999 LB.	
-	-	-	-	-	-	-	-	-	-	-	-	-	-	4	-	10,000-19,999 LB.	
201	-	-	-	41	-	3	-	-	-	-	-	-	-	53	-	30,000-59,999 LB.	
1 625	1 088	14	5	339	146	38	43	4	3	-	-	82	62	57	34 38	WEIGHT UNKNOWN	
213	154	3	1	22	11	19	20	(Z)	(Z)	-	-	60	48	5	5	UNDER 500 LB.	
138	82	(Z)	(Z)	14	6	5	4	(Z)	(Z)	-	-	1	3	2	2	500-999 LB.	
273	173	4	1	51	21	5	7	(Z)	(Z)	-	-	2	(Z)	13	14	1,000-4,999 LB.	
106	94	-	-	33	14	1	2	(Z)	(Z)	-	-	-	-	3	1	5,000-9,999 LB.	
161	91	4	2	49	30	-	-	-	-	-	-	-	-	11	4	10,000-19,999 LB.	
202	74	-	-	33	31	-	-	-	(Z)	-	-	-	-	(Z)	(Z)	20,000-29,999 LB.	
261	239	(Z)	(Z)	23	7	-	-	1	1	-	-	-	-	2	5	30,000-59,999 LB.	
61	18	-	-	4	2	-	-	-	-	-	-	-	-	1	1	60,000-89,999 LB.	
(Z)	(Z)	-	-	-	-	-	-	-	-	-	-	-	-	-	-	90,000-OVER LB.	
210	162	2	(Z)	111	25	7	9	1	1	-	-	18	10	21	2	WEIGHT UNKNOWN	
260	15	8	(Z)	119	3	4	(Z)	(Z)	(Z)	-	-	9	(Z)	3	(Z)	UNDER 100 MI.	
23	1	2	(Z)	10	(Z)	2	(Z)	-	-	-	-	6	(Z)	(Z)	(Z)	UNDER 500 LB.	
15	1	(Z)	(Z)	6	(Z)	1	(Z)	-	-	-	-	-	-	(Z)	(Z)	500-999 LB.	
45	2	1	(Z)	17	1	(Z)	(Z)	-	-	-	-	2	(Z)	1	(Z)	1,000-4,999 LB.	
11	1	-	-	3	(Z)	-	-	(Z)	(Z)	-	-	-	-	(Z)	(Z)	5,000-9,999 LB.	
46	2	3	(Z)	2	(Z)	-	-	-	-	-	-	-	-	-	-	10,000-19,999 LB.	
105	7	-	-	3	(Z)	-	-	-	-	-	-	-	-	-	-	20,000-29,999 LB.	
4	(Z)	(Z)	(Z)	6	(Z)	-	-	-	-	-	-	-	-	-	-	30,000-59,999 LB.	
-	-	-	-	2	(Z)	-	-	-	-	-	-	-	-	-	-	60,000-89,999 LB.	
12	1	2	(Z)	70	1	(Z)	(Z)	(Z)	(Z)	-	-	2	(Z)	1	(Z)	WEIGHT UNKNOWN	
133	19	(Z)	(Z)	36	5	1	(Z)	(Z)	(Z)	-	-	6	1	1	(Z)	100-199 MI.	
18	3	(Z)	(Z)	2	(Z)	(Z)	(Z)	(Z)	(Z)	-	-	5	1	(Z)	(Z)	UNDER 500 LB.	
23	3	-	-	(Z)	(Z)	(Z)	(Z)	(Z)	(Z)	-	-	(Z)	(Z)	-	-	500-999 LB.	
4	1	-	-	4	1	(Z)	(Z)	-	-	-	-	(Z)	(Z)	(Z)	(Z)	1,000-4,999 LB.	
16	3	-	-	5	1	-	-	-	-	-	-	-	-	-	-	5,000-9,999 LB.	
10	1	-	-	3	(Z)	-	-	-	-	-	-	-	-	-	-	10,000-19,999 LB.	
2	(Z)	-	-	4	1	-	-	-	-	-	-	-	-	-	-	20,000-29,999 LB.	
42	6	(Z)	(Z)	7	1	-	-	-	-	-	-	-	-	-	-	30,000-59,999 LB.	
				11	1	(Z)	(Z)	-	-	-	-	1	(Z)	1	(Z)	WEIGHT UNKNOWN	

37

TABLE 7. SHIPMENTS BY MANUFACTURING ESTABLISHMENTS--MAJOR COMMODITY, WEIGHT, AND DISTANCE OF SHIPMENT BY MEANS OF TRANSPORT: 1977--CON.

TCC CODE	MAJOR COMMODITY, WEIGHT, AND DISTANCE OF SHIPMENT	ALL SHIPMENTS						MEANS OF TRANSPORT					
		VALUE (MILLIONS OF DOLLARS) (A)	TONS (THOU- SANDS) (B)	TON-MILES (MIL- LIONS) (C)	STANDARD ERROR (PERCENT) FOR COLUMNS--			RAIL		MOTOR CARRIER			
					(A)	(B)	(C)	TONS (THOU- SANDS)	TON- MILES (MIL- LIONS)	TONS (THOU- SANDS)	TON- MILES (MIL- LIONS)		
38	INSTRUMENTS, PHOTO. AND MEDICAL GOODS, WATCHES, CLOCKS												
	200 TO 299 MILES . . . . .	2 378	293	76	15	41	42	1	(Z)	248	64		
	UNDER 500 POUNDS . . . . .	546	34	9	9	9	9	(Z)	(Z)	26	7		
	500 TO 999 POUNDS . . . . .	246	23	6	23	17	18	-	-	22	5		
	1,000 TO 4,999 POUNDS . . . . .	218	52	14	21	40	43	(Z)	(Z)	42	12		
	5,000 TO 9,999 POUNDS . . . . .	51	9	2	34	33	34	1	(Z)	3	1		
	10,000 TO 19,999 POUNDS . . . . .	242	15	4	63	52	52	-	-	4	1		
	20,000 TO 29,999 POUNDS . . . . .	100	15	4	62	52	52	-	-	14	4		
	30,000 TO 59,999 POUNDS . . . . .	535	67	17	35	35	34	(Z)	(Z)	64	16		
	60,000 TO 89,999 POUNDS . . . . .	66	58	15	86	99	99	-	-	58	15		
	SHIPMENT WEIGHT UNKNOWN . . . . .	373	19	5	19	19	20	(Z)	(Z)	14	4		
	300 TO 499 MILES . . . . .	2 363	281	109	6	12	12	4	2	214	81		
	UNDER 500 POUNDS . . . . .	1 007	35	20	8	11	11	(Z)	(Z)	40	15		
	500 TO 999 POUNDS . . . . .	209	35	12	12	24	22	(Z)	(Z)	32	11		
	1,000 TO 4,999 POUNDS . . . . .	355	52	21	17	26	27	1	(Z)	45	18		
	5,000 TO 9,999 POUNDS . . . . .	77	25	10	22	15	14	(Z)	(Z)	9	4		
	10,000 TO 19,999 POUNDS . . . . .	97	39	17	44	33	33	-	-	22	9		
	20,000 TO 29,999 POUNDS . . . . .	96	18	7	62	54	49	1	(Z)	15	6		
	30,000 TO 59,999 POUNDS . . . . .	157	33	11	64	48	46	-	-	33	11		
	SHIPMENT WEIGHT UNKNOWN . . . . .	364	27	11	16	25	24	2	1	18	7		
	500 TO 999 MILES . . . . .	5 350	594	420	7	11	10	53	41	414	292		
	UNDER 500 POUNDS . . . . .	1 814	81	59	10	9	9	(Z)	(Z)	55	40		
	500 TO 999 POUNDS . . . . .	332	31	22	18	15	15	(Z)	(Z)	27	19		
	1,000 TO 4,999 POUNDS . . . . .	447	84	60	12	20	19	6	5	60	42		
	5,000 TO 9,999 POUNDS . . . . .	126	58	44	25	23	24	3	2	48	36		
	10,000 TO 19,999 POUNDS . . . . .	245	66	43	27	39	33	3	2	42	28		
	20,000 TO 29,999 POUNDS . . . . .	410	57	37	26	23	24	7	6	36	22		
	30,000 TO 59,999 POUNDS . . . . .	731	100	71	16	16	16	17	12	74	52		
	60,000 TO 89,999 POUNDS . . . . .	135	8	6	33	55	49	2	2	3	3		
	90,000 AND OVER . . . . .	1	1	1	100	100	100	1	1	-	-		
	SHIPMENT WEIGHT UNKNOWN . . . . .	1 108	106	76	14	20	19	14	10	69	49		
	1,000 TO 1,499 MILES . . . . .	5 065	340	425	39	33	34	146	183	159	201		
	UNDER 500 POUNDS . . . . .	1 011	36	44	16	10	11	1	1	22	27		
	500 TO 999 POUNDS . . . . .	119	9	11	23	23	25	(Z)	(Z)	8	10		
	1,000 TO 4,999 POUNDS . . . . .	249	37	48	16	23	25	2	2	33	44		
	5,000 TO 9,999 POUNDS . . . . .	137	12	15	34	40	42	1	1	11	13		
	10,000 TO 19,999 POUNDS . . . . .	152	25	31	66	62	63	2	2	20	25		
	20,000 TO 29,999 POUNDS . . . . .	111	20	25	44	47	47	6	7	11	14		
	30,000 TO 59,999 POUNDS . . . . .	348	42	54	28	33	33	7	10	34	44		
	60,000 TO 89,999 POUNDS . . . . .	2 068	127	159	99	93	93	127	159	-	-		
	90,000 AND OVER . . . . .	1	(Z)	(Z)	100	100	100	-	-	(Z)	(Z)		
	SHIPMENT WEIGHT UNKNOWN . . . . .	871	31	37	7	14	14	-	-	20	24		
	1,500 MILES AND OVER . . . . .	3 525	277	588	7	16	17	24	55	200	421		
	UNDER 500 POUNDS . . . . .	1 524	51	105	10	15	15	1	2	31	62		
	500 TO 999 POUNDS . . . . .	199	22	44	33	30	30	1	1	17	34		
	1,000 TO 4,999 POUNDS . . . . .	374	40	80	18	31	29	3	6	27	53		
	5,000 TO 9,999 POUNDS . . . . .	120	23	46	37	23	22	2	5	20	39		
	10,000 TO 19,999 POUNDS . . . . .	149	17	35	43	30	28	1	3	12	26		
	20,000 TO 29,999 POUNDS . . . . .	65	20	43	37	52	49	2	5	10	20		
	30,000 TO 59,999 POUNDS . . . . .	440	57	131	42	44	45	5	11	50	115		
	60,000 TO 89,999 POUNDS . . . . .	9	6	15	100	100	100	6	14	-	-		
	SHIPMENT WEIGHT UNKNOWN . . . . .	646	41	90	22	42	43	3	7	33	72		
	SHIPMENT DISTANCE UNKNOWN . . . . .	974	23	-	13	15	-	-	-	3	-		
	UNDER 500 POUNDS . . . . .	1	(Z)	-	78	94	-	-	-	-	-		
	20,000 TO 29,999 POUNDS . . . . .	13	1	-	100	100	-	-	-	1	-		
	SHIPMENT WEIGHT UNKNOWN . . . . .	960	22	-	13	15	-	-	-	2	-		
39	MISCELLANEOUS PRODUCTS OF MANUFACTURING . . . . .	20 250	4 502	2 590	5	10	9	289	305	2 688	1 748		
	UNDER 500 POUNDS . . . . .	7 283	653	441	7	13	15	15	17	417	303		
	500 TO 999 POUNDS . . . . .	1 248	286	175	9	16	16	5	3	218	149		
	1,000 TO 4,999 POUNDS . . . . .	2 919	868	462	11	16	13	23	24	593	370		
	5,000 TO 9,999 POUNDS . . . . .	1 020	436	237	13	13	17	25	35	230	147		
	10,000 TO 19,999 POUNDS . . . . .	897	395	266	11	14	15	68	60	220	148		
	20,000 TO 29,999 POUNDS . . . . .	440	206	124	17	22	22	27	26	114	73		
	30,000 TO 59,999 POUNDS . . . . .	617	598	337	26	38	30	39	29	346	243		
	60,000 TO 89,999 POUNDS . . . . .	83	42	47	36	34	44	26	40	14	5		
	90,000 AND OVER . . . . .	17	5	1	71	74	81	-	-	2	1		
	SHIPMENT WEIGHT UNKNOWN . . . . .	5 726	1 013	501	11	12	13	61	71	533	311		
	UNDER 100 MILES . . . . .	4 509	957	28	11	17	13	1	(Z)	408	15		
	UNDER 500 POUNDS . . . . .	1 778	131	4	16	18	16	-	-	56	2		
	500 TO 999 POUNDS . . . . .	241	49	2	20	27	30	-	-	18	1		
	1,000 TO 4,999 POUNDS . . . . .	618	214	6	25	30	20	(Z)	(Z)	89	3		
	5,000 TO 9,999 POUNDS . . . . .	185	93	3	32	26	25	1	(Z)	32	1		
	10,000 TO 19,999 POUNDS . . . . .	89	67	2	34	36	42	-	-	44	1		
	20,000 TO 29,999 POUNDS . . . . .	48	48	2	28	49	29	-	-	17	1		
	30,000 TO 59,999 POUNDS . . . . .	52	104	3	36	59	40	-	-	59	2		
	60,000 TO 89,999 POUNDS . . . . .	20	3	(Z)	100	100	100	-	-	3	(Z)		
	SHIPMENT WEIGHT UNKNOWN . . . . .	1 479	248	6	20	26	27	1	(Z)	90	3		
	100 TO 199 MILES . . . . .	1 775	470	69	10	20	21	6	1	305	45		
	UNDER 500 POUNDS . . . . .	743	63	10	8	15	15	(Z)	(Z)	42	7		
	500 TO 999 POUNDS . . . . .	148	27	4	16	17	17	(Z)	(Z)	19	3		
	1,000 TO 4,999 POUNDS . . . . .	310	123	19	22	46	49	(Z)	(Z)	85	13		
	5,000 TO 9,999 POUNDS . . . . .	78	38	5	61	52	54	-	-	13	2		
	10,000 TO 19,999 POUNDS . . . . .	76	29	5	26	32	30	5	1	16	3		
	20,000 TO 29,999 POUNDS . . . . .	43	27	5	42	43	44	-	-	21	4		
	30,000 TO 59,999 POUNDS . . . . .	62	80	10	47	45	52	-	-	51	6		



MEANS OF TRANSPORT--CON.

MOTOR CARRIER--CON.				PRIVATE TRUCK		AIR		WATER		PIPELINE		PARCEL DELIVERY		OTHER AND UNKNOWN		TCC CODE, WEIGHT, AND DISTANCE
ICC		NON-ICC		TONS (THOUSANDS)	TON-MILES (MILLIONS)	TONS (THOUSANDS)	TON-MILES (MILLIONS)	TONS (THOUSANDS)	TON-MILES (MILLIONS)	TONS (THOUSANDS)	TON-MILES (MILLIONS)	TONS (THOUSANDS)	TON-MILES (MILLIONS)	TONS (THOUSANDS)	TON-MILES (MILLIONS)	
245	64	2	1	13	3	2	1	(Z)	(Z)	-	-	9	2	19	5	200-299 MI.
26	6	(Z)	(Z)	(Z)	(Z)	1	(Z)	(Z)	(Z)	-	-	6	2	1	(Z)	UNDER 500 LB.
22	5	(Z)	(Z)	(Z)	(Z)	1	(Z)	-	-	-	-	-	-	(Z)	(Z)	500-999 LB.
40	11	2	1	5	1	-	-	-	-	-	-	(Z)	(Z)	4	1	1,000-4,999 LB.
3	1	-	-	3	1	-	-	-	-	-	-	-	-	3	1	5,000-9,999 LB.
4	1	-	-	(Z)	(Z)	-	-	-	-	-	-	-	-	10	3	10,000-19,999 LB.
14	4	-	-	1	(Z)	-	-	-	-	-	-	-	-	-	-	20,000-29,999 LB.
64	16	-	-	2	1	-	-	-	-	-	-	-	-	-	-	30,000-59,999 LB.
58	15	-	-	-	-	-	-	-	-	-	-	-	-	-	-	60,000-89,999 LB.
14	4	-	-	(Z)	(Z)	1	(Z)	(Z)	(Z)	-	-	3	1	1	(Z)	WEIGHT UNKNOWN
214	80	(Z)	(Z)	46	20	4	1	(Z)	(Z)	-	-	10	4	2	1	300-499 MI.
39	15	(Z)	(Z)	1	(Z)	3	1	-	-	-	-	9	3	(Z)	(Z)	UNDER 500 LB.
32	11	(Z)	(Z)	2	1	1	(Z)	-	-	-	-	(Z)	(Z)	(Z)	(Z)	500-999 LB.
45	18	(Z)	(Z)	5	2	(Z)	(Z)	(Z)	(Z)	-	-	-	-	1	(Z)	1,000-4,999 LB.
9	4	-	-	14	7	(Z)	(Z)	-	-	-	-	-	-	(Z)	(Z)	5,000-9,999 LB.
22	9	-	-	17	8	-	-	-	-	-	-	-	-	(Z)	(Z)	10,000-19,999 LB.
15	6	-	-	2	1	-	-	-	-	-	-	-	-	-	-	20,000-29,999 LB.
33	11	-	-	-	-	-	-	-	-	-	-	-	-	-	-	30,000-59,999 LB.
18	7	(Z)	(Z)	5	2	(Z)	(Z)	-	-	-	-	1	1	(Z)	(Z)	WEIGHT UNKNOWN
413	292	(Z)	(Z)	94	62	6	5	2	2	-	-	21	15	3	2	500-999 MI.
55	40	(Z)	(Z)	5	3	4	3	-	-	-	-	16	12	2	1	UNDER 500 LB.
27	19	-	-	2	1	1	1	(Z)	(Z)	-	-	(Z)	(Z)	(Z)	(Z)	500-999 LB.
60	42	-	-	17	13	1	1	-	-	-	-	(Z)	(Z)	(Z)	(Z)	1,000-4,999 LB.
48	36	-	-	7	5	-	-	(Z)	(Z)	-	-	-	-	1	(Z)	5,000-9,999 LB.
42	28	(Z)	(Z)	21	13	-	-	(Z)	(Z)	-	-	-	-	-	-	10,000-19,999 LB.
36	22	-	-	13	9	-	-	(Z)	(Z)	-	-	-	-	-	-	20,000-29,999 LB.
74	52	-	-	8	5	-	-	1	1	-	-	-	-	-	-	30,000-59,999 LB.
3	3	-	-	3	2	-	-	-	-	-	-	-	-	-	-	60,000-89,999 LB.
-	-	-	-	-	-	-	-	-	-	-	-	-	-	-	-	90,000-OVER LB.
69	49	(Z)	(Z)	17	11	1	1	1	1	-	-	4	3	(Z)	(Z)	WEIGHT UNKNOWN
157	198	2	3	15	18	8	10	(Z)	1	-	-	9	11	2	2	1,000-1,499 MI.
21	27	(Z)	(Z)	1	1	4	5	-	-	-	-	8	9	1	1	UNDER 500 LB.
8	10	(Z)	(Z)	(Z)	(Z)	1	1	(Z)	(Z)	-	-	-	-	(Z)	(Z)	500-999 LB.
33	44	(Z)	(Z)	1	1	1	1	-	-	-	-	-	-	(Z)	(Z)	1,000-4,999 LB.
11	13	-	-	(Z)	(Z)	-	-	(Z)	(Z)	-	-	-	-	-	-	5,000-9,999 LB.
18	23	1	2	4	4	-	-	-	-	-	-	-	-	-	-	10,000-19,999 LB.
11	14	-	-	2	3	-	-	-	-	-	-	-	-	-	-	20,000-29,999 LB.
34	44	-	-	-	-	-	-	(Z)	(Z)	-	-	-	-	-	-	30,000-59,999 LB.
-	-	-	-	-	-	-	-	-	-	-	-	-	-	-	-	60,000-89,999 LB.
(Z)	(Z)	-	-	-	-	-	-	-	-	-	-	-	-	-	-	90,000-OVER LB.
20	24	(Z)	(Z)	7	8	2	2	-	-	-	-	1	2	(Z)	1	WEIGHT UNKNOWN
199	420	(Z)	1	17	34	12	26	(Z)	(Z)	-	-	13	28	11	24	1,500-OVER MI.
31	62	(Z)	(Z)	3	5	5	11	(Z)	(Z)	-	-	10	21	1	1	UNDER 500 LB.
17	34	-	-	2	3	1	2	(Z)	(Z)	-	-	1	3	1	2	500-999 LB.
27	52	(Z)	(Z)	2	3	3	5	(Z)	(Z)	-	-	-	-	6	12	1,000-4,999 LB.
20	39	-	-	-	-	1	2	-	-	-	-	-	-	-	-	5,000-9,999 LB.
12	26	-	-	3	5	-	-	-	-	-	-	-	-	(Z)	1	10,000-19,999 LB.
10	20	-	-	8	18	-	-	-	-	-	-	-	-	(Z)	(Z)	20,000-29,999 LB.
50	115	(Z)	(Z)	-	-	-	-	-	-	-	-	-	-	2	5	30,000-59,999 LB.
-	-	-	-	-	-	-	-	-	-	-	-	-	-	1	1	60,000-89,999 LB.
33	72	(Z)	(Z)	(Z)	(Z)	2	6	-	-	-	-	2	4	(Z)	1	WEIGHT UNKNOWN
3	-	(Z)	-	(Z)	-	(Z)	-	-	-	-	-	3	-	17	-	DISTANCE UNKNOWN
-	-	-	-	-	-	(Z)	-	-	-	-	-	(Z)	-	-	-	UNDER 500 LB.
1	-	-	-	-	-	-	-	-	-	-	-	-	-	-	-	20,000-29,999 LB.
2	-	(Z)	-	(Z)	-	(Z)	-	-	-	-	-	3	-	17	-	WEIGHT UNKNOWN
2 585	1 692	103	57	1 153	324	28	31	24	23	-	-	226	106	94	52	39
405	295	12	8	91	20	11	15	3	8	-	-	108	72	8	6	UNDER 500 LB.
214	148	5	1	54	11	3	3	(Z)	(Z)	-	-	1	2	5	8	500-999 LB.
562	355	31	15	234	51	6	4	3	1	-	-	2	1	8	11	1,000-4,999 LB.
227	146	2	1	177	49	-	-	(Z)	(Z)	-	-	-	-	4	6	5,000-9,999 LB.
203	134	17	15	99	48	-	-	(Z)	1	-	-	-	-	7	8	10,000-19,999 LB.
108	66	6	6	60	17	-	-	-	-	-	-	-	-	5	9	20,000-29,999 LB.
346	243	-	-	195	58	-	-	-	-	-	-	16	5	1	2	30,000-59,999 LB.
12	5	1	(Z)	2	2	-	-	-	-	-	-	-	-	-	-	60,000-89,999 LB.
2	1	-	-	2	(Z)	-	-	-	-	-	-	-	-	-	-	90,000-OVER LB.
505	300	29	11	239	68	8	9	17	13	-	-	99	26	56	4	WEIGHT UNKNOWN
365	14	43	1	494	11	2	(Z)	2	(Z)	-	-	38	1	12	(Z)	UNDER 100 MI.
51	2	5	(Z)	48	1	1	(Z)	(Z)	(Z)	-	-	22	1	3	(Z)	UNDER 500 LB.
16	1	2	(Z)	29	1	(Z)	(Z)	(Z)	(Z)	-	-	1	(Z)	(Z)	(Z)	500-999 LB.
64	3	25	(Z)	123	3	1	(Z)	1	(Z)	-	-	-	-	(Z)	(Z)	1,000-4,999 LB.
31	1	1	(Z)	60	2	-	-	(Z)	(Z)	-	-	-	-	1	(Z)	5,000-9,999 LB.
42	1	2	(Z)	22	1	-	-	-	-	-	-	-	-	1	(Z)	10,000-19,999 LB.
16	1	1	(Z)	31	1	-	-	-	-	-	-	-	-	1	(Z)	20,000-29,999 LB.
59	2	-	-	45	1	-	-	-	-	-	-	-	-	-	-	30,000-59,999 LB.
2	(Z)	1	(Z)	-	-	-	-	-	-	-	-	-	-	-	-	60,000-89,999 LB.
84	3	6	(Z)	135	2	(Z)	(Z)	(Z)	(Z)	-	-	15	(Z)	7	(Z)	WEIGHT UNKNOWN
301	45	4	1	128	18	1	(Z)	1	(Z)	-	-	28	4	1	(Z)	100-199 MI.
42	6	(Z)	(Z)	10	2	(Z)	(Z)	-	-	-	-	9	1	1	(Z)	UNDER 500 LB.
19	3	(Z)	(Z)	7	1	-	-	(Z)	(Z)	-	-	-	-	-	-	500-999 LB.
85	13	(Z)	(Z)	36	5	1	(Z)	1	(Z)	-	-	-	-	(Z)	(Z)	1,000-4,999 LB.
12	2	(Z)	(Z)	26	3	-	-	-	-	-	-	-	-	-	-	5,000-9,999 LB.
16	3	-	-	7	1	-	-	-	-	-	-	-	-	-	-	10,000-19,999 LB.
21	4	-	-	6	1	-	-	-	-	-	-	-	-	-	-	20,000-29,999 LB.
51	6	-	-	21	3	-	-	-	-	-	-	8	1	-	-	30,000-59,999 LB.

TABLE 7. SHIPMENTS BY MANUFACTURING ESTABLISHMENTS--MAJOR COMMODITY, WEIGHT, AND DISTANCE OF SHIPMENT BY MEANS OF TRANSPORT: 1977--CON.,

TCC CODE	MAJOR COMMODITY, WEIGHT, AND DISTANCE OF SHIPMENT	ALL SHIPMENTS						MEANS OF TRANSPORT				
		VALUE (MILLIONS OF DOLLARS) (A)	TONS (THOU- SANDS) (B)	TON-MILES (MIL- LIONS) (C)	STANDARD ERROR (PERCENT) FOR COLUMNS--			RAIL		MOTOR CARRIER		
					(A)	(B)	(C)	TONS (THOU- SANDS)	TON- MILES (MIL- LIONS)	TONS THOU- SANDS)	TON- MILES (MIL- LIONS)	
39	MISCELLANEOUS PRODUCTS OF MANUFACTURING . . . . .											
	60,000 TO 89,999 POUNDS . . . . .	8	3	1	100	100	100	-	-	3	1	
	90,000 AND OVER . . . . .	9	2	(Z)	100	100	100	-	-	-	-	
	SHIPMENT WEIGHT UNKNOWN . . . . .	299	77	11	29	25	23	-	-	53	8	
	200 TO 299 MILES . . . . .	1 517	417	104	8	14	14	25	7	279	69	
	UNDER 500 POUNDS . . . . .	452	60	15	11	21	20	(Z)	(Z)	37	9	
	500 TO 999 POUNDS . . . . .	143	44	11	19	49	50	1	(Z)	35	8	
	1,000 TO 4,999 POUNDS . . . . .	200	72	18	14	14	14	2	(Z)	57	14	
	5,000 TO 9,999 POUNDS . . . . .	123	60	15	36	20	20	-	-	28	7	
	10,000 TO 19,999 POUNDS . . . . .	63	39	10	33	28	28	2	(Z)	27	7	
	20,000 TO 29,999 POUNDS . . . . .	34	16	4	46	52	54	-	-	14	4	
	30,000 TO 59,999 POUNDS . . . . .	41	43	11	39	40	41	11	3	30	8	
	60,000 TO 89,999 POUNDS . . . . .	2	1	(Z)	100	100	100	-	-	1	(Z)	
	90,000 AND OVER . . . . .	8	2	1	100	100	100	-	-	2	1	
	SHIPMENT WEIGHT UNKNOWN . . . . .	452	81	20	22	20	20	9	2	47	12	
	300 TO 499 MILES . . . . .	2 243	703	274	8	20	19	40	15	406	160	
	UNDER 500 POUNDS . . . . .	739	92	36	13	12	13	5	2	61	24	
	500 TO 999 POUNDS . . . . .	171	49	19	14	35	33	1	(Z)	43	16	
	1,000 TO 4,999 POUNDS . . . . .	313	122	48	15	13	13	3	1	90	36	
	5,000 TO 9,999 POUNDS . . . . .	168	71	28	15	17	17	5	2	40	16	
	10,000 TO 19,999 POUNDS . . . . .	112	42	16	26	25	25	5	2	26	10	
	20,000 TO 29,999 POUNDS . . . . .	68	24	9	33	39	39	4	1	39	6	
	30,000 TO 59,999 POUNDS . . . . .	127	181	70	76	78	78	6	2	52	21	
	60,000 TO 89,999 POUNDS . . . . .	7	2	1	100	100	100	2	1	-	-	
	SHIPMENT WEIGHT UNKNOWN . . . . .	539	120	47	21	18	18	9	3	79	30	
	500 TO 999 MILES . . . . .	4 629	995	700	7	10	11	89	65	665	470	
	UNDER 500 POUNDS . . . . .	1 567	158	112	10	15	15	3	2	117	83	
	500 TO 999 POUNDS . . . . .	260	62	44	13	17	17	2	1	54	39	
	1,000 TO 4,999 POUNDS . . . . .	777	204	142	12	20	20	9	6	163	115	
	5,000 TO 9,999 POUNDS . . . . .	258	100	67	19	19	21	5	3	67	45	
	10,000 TO 19,999 POUNDS . . . . .	366	126	92	20	22	26	34	25	50	39	
	20,000 TO 29,999 POUNDS . . . . .	106	43	30	19	25	24	9	6	18	13	
	30,000 TO 59,999 POUNDS . . . . .	184	83	59	32	43	44	12	8	61	45	
	60,000 TO 89,999 POUNDS . . . . .	22	15	13	61	65	71	8	8	5	4	
	SHIPMENT WEIGHT UNKNOWN . . . . .	1 090	203	140	15	18	18	8	6	129	87	
	1,000 TO 1,499 MILES . . . . .	1 904	309	372	10	12	12	31	35	232	282	
	UNDER 500 POUNDS . . . . .	773	61	74	10	15	15	1	1	45	56	
	500 TO 999 POUNDS . . . . .	114	26	31	18	21	22	(Z)	(Z)	24	29	
	1,000 TO 4,999 POUNDS . . . . .	242	57	68	24	24	24	1	1	51	60	
	5,000 TO 9,999 POUNDS . . . . .	103	37	46	28	41	40	3	3	31	39	
	10,000 TO 19,999 POUNDS . . . . .	73	27	32	26	27	27	10	12	12	14	
	20,000 TO 29,999 POUNDS . . . . .	49	20	23	39	34	34	7	8	10	12	
	30,000 TO 59,999 POUNDS . . . . .	44	23	27	32	26	26	2	3	19	23	
	60,000 TO 89,999 POUNDS . . . . .	3	3	3	72	82	80	2	2	-	-	
	SHIPMENT WEIGHT UNKNOWN . . . . .	504	57	68	27	20	21	5	5	39	48	
	1,500 MILES AND OVER . . . . .	2 864	524	1 043	8	11	10	96	182	354	706	
	UNDER 500 POUNDS . . . . .	1 199	88	190	10	18	19	6	12	58	122	
	500 TO 999 POUNDS . . . . .	173	30	65	18	24	27	(Z)	(Z)	1	24	
	1,000 TO 4,999 POUNDS . . . . .	460	76	162	22	22	21	8	14	58	128	
	5,000 TO 9,999 POUNDS . . . . .	105	37	73	31	27	30	12	27	20	37	
	10,000 TO 19,999 POUNDS . . . . .	114	64	109	27	31	28	12	21	44	73	
	20,000 TO 29,999 POUNDS . . . . .	92	28	51	30	30	30	6	11	17	32	
	30,000 TO 59,999 POUNDS . . . . .	106	83	156	25	37	33	8	13	72	139	
	60,000 TO 89,999 POUNDS . . . . .	21	14	29	68	66	67	14	29	-	-	
	SHIPMENT WEIGHT UNKNOWN . . . . .	594	106	208	12	22	23	30	54	60	123	
	SHIPMENT DISTANCE UNKNOWN . . . . .	808	127	-	15	18	-	-	-	39	-	
	UNDER 500 POUNDS . . . . .	34	1	-	89	60	-	-	-	1	-	
	5,000 TO 9,999 POUNDS . . . . .	(Z)	(Z)	-	100	100	-	-	-	(Z)	-	
	10,000 TO 19,999 POUNDS . . . . .	3	2	-	81	71	-	-	-	1	-	
	30,000 TO 59,999 POUNDS . . . . .	2	2	-	100	100	-	-	-	2	-	
	SHIPMENT WEIGHT UNKNOWN . . . . .	770	122	-	17	20	-	-	-	36	-	

MEANS OF TRANSPORT--CON.

MOTOR CARRIER--CON.

MOTOR CARRIER--CON.		PRIVATE TRUCK		AIR		WATER		PIPELINE		PARCEL DELIVERY		OTHER AND UNKNOWN		TCC CODE, WEIGHT, AND DISTANCE
ICC	NON-ICC	TONS (THOUSANDS)	TON-MILES (MILLIONS)	TONS (THOUSANDS)	TON-MILES (MILLIONS)	TONS (THOUSANDS)	TON-MILES (MILLIONS)	TONS (THOUSANDS)	TON-MILES (MILLIONS)	TONS (THOUSANDS)	TON-MILES (MILLIONS)	TONS (THOUSANDS)	TON-MILES (MILLIONS)	
3	1	-	-	-	-	-	-	-	-	-	-	-	-	39
-	-	-	-	2	(Z)	-	-	-	-	-	-	-	-	60,000-89,999 LB.
51	7	3	(Z)	13	2	(Z)	(Z)	-	-	-	11	2	(Z)	90,000-OVER LB. WEIGHT UNKNOWN
277	69	2	1	94	23	1	(Z)	3	1	-	13	3	2	(Z) 200-299 MI.
37	9	(Z)	(Z)	13	3	(Z)	(Z)	(Z)	(Z)	-	9	2	(Z)	UNOER 500 LB.
35	8	(Z)	(Z)	7	2	(Z)	(Z)	-	-	-	-	-	1	(Z) 500-999 LB.
56	14	(Z)	(Z)	13	3	-	-	-	-	-	-	-	-	1,000-4,999 LB.
28	7	-	-	31	8	-	-	-	-	-	-	-	1	(Z) 5,000-9,999 LB.
27	7	-	-	10	2	-	-	-	-	-	-	-	-	10,000-19,999 LB.
14	4	-	-	2	1	-	-	-	-	-	-	-	-	20,000-29,999 LB.
30	8	-	-	1	(Z)	-	-	-	-	-	-	-	-	30,000-59,999 LB.
1	(Z)	-	-	-	-	-	-	-	-	-	-	-	-	60,000-89,999 LB.
2	1	-	-	-	-	-	-	-	-	-	-	-	-	90,000-OVER LB.
46	11	1	(Z)	17	4	(Z)	(Z)	3	1	-	4	1	(Z)	WEIGHT UNKNOWN
395	156	11	4	229	88	1	1	1	(Z)	-	23	9	3	1 300-499 MI.
59	23	2	1	7	3	1	(Z)	(Z)	(Z)	-	18	7	(Z)	(Z) UNOER 500 LB.
40	15	2	1	4	2	(Z)	(Z)	-	-	-	-	-	1	(Z) 500-999 LB.
90	36	-	-	27	10	-	-	1	(Z)	-	(Z)	(Z)	-	1,000-4,999 LB.
40	16	-	-	27	10	-	-	-	-	-	-	-	-	5,000-9,999 LB.
26	10	(Z)	(Z)	11	4	-	-	-	-	-	-	-	-	10,000-19,999 LB.
16	6	(Z)	(Z)	4	1	-	-	-	-	-	-	-	-	20,000-29,999 LB.
52	21	-	-	123	47	-	-	-	-	-	-	-	-	30,000-59,999 LB.
-	-	-	-	-	-	-	-	-	-	-	-	-	-	60,000-89,999 LB.
72	28	7	2	25	10	1	(Z)	-	-	-	5	2	2	1 WEIGHT UNKNOWN
635	446	30	24	157	105	9	7	14	11	-	52	35	8	7 500-999 MI.
117	83	1	(Z)	9	6	3	2	-	-	-	26	19	1	1 UNOER 500 LB.
54	39	-	-	4	3	1	1	-	-	-	(Z)	1	1	1 500-999 LB.
163	115	(Z)	(Z)	25	17	4	2	(Z)	(Z)	-	1	1	1	1 1,000-4,999 LB.
66	45	1	1	28	19	-	-	-	-	-	-	-	-	5,000-9,999 LB.
35	25	15	14	39	25	-	-	-	-	-	-	-	3	3 10,000-19,999 LB.
16	11	3	2	15	10	-	-	-	-	-	-	-	1	1 20,000-29,999 LB.
61	45	-	-	1	1	-	-	-	-	-	8	5	1	1 30,000-59,999 LB.
5	4	-	-	1	1	-	-	-	-	-	-	-	-	60,000-89,999 LB.
118	80	11	7	34	23	2	2	14	11	-	16	11	(Z)	(Z) WEIGHT UNKNOWN
230	280	2	2	23	28	5	6	(Z)	1	-	13	15	5	6 1,000-1,499 MI.
45	55	1	1	1	2	2	3	(Z)	(Z)	-	9	11	1	1 UNOER 500 LB.
24	29	-	-	1	1	(Z)	(Z)	-	-	-	-	-	(Z)	(Z) 500-999 LB.
51	60	-	-	4	4	(Z)	(Z)	(Z)	(Z)	-	-	-	2	2 1,000-4,999 LB.
31	39	-	-	4	5	-	-	-	-	-	-	-	-	5,000-9,999 LB.
12	14	(Z)	(Z)	4	4	-	-	-	-	-	-	-	1	1 10,000-19,999 LB.
10	12	1	1	2	3	-	-	-	-	-	-	-	-	20,000-29,999 LB.
19	23	-	-	1	2	-	-	-	-	-	-	-	-	30,000-59,999 LB.
-	-	-	-	1	1	-	-	-	-	-	-	-	-	60,000-89,999 LB.
39	47	(Z)	1	5	6	2	3	-	-	-	4	5	1	1 WEIGHT UNKNOWN
343	682	11	24	27	51	8	17	3	10	-	17	38	19	38 1,500-OVER MI.
55	116	3	6	2	4	4	9	2	7	-	15	32	2	4 UNOER 500 LB.
24	52	(Z)	(Z)	1	2	1	2	-	-	-	(Z)	1	3	6 500-999 LB.
52	114	6	14	5	9	(Z)	1	(Z)	1	-	-	-	5	8 1,000-4,999 LB.
20	37	-	-	2	3	-	-	-	-	-	-	-	3	5 5,000-9,999 LB.
44	73	-	-	6	10	-	-	(Z)	1	-	-	-	2	4 10,000-19,999 LB.
15	29	2	4	(Z)	(Z)	-	-	-	-	-	-	-	4	8 20,000-29,999 LB.
72	139	-	-	2	4	-	-	-	-	-	-	-	(Z)	1 30,000-59,999 LB.
-	-	-	-	-	-	-	-	-	-	-	-	-	-	60,000-89,999 LB.
60	123	(Z)	(Z)	10	20	3	5	(Z)	1	-	2	4	1	1 WEIGHT UNKNOWN
39	-	-	-	1	-	-	-	-	-	-	42	-	45	- 01STANCE UNKNOWN
1	-	-	-	(Z)	-	-	-	-	-	-	(Z)	-	(Z)	- UNOER 500 LB.
(Z)	-	-	-	-	-	-	-	-	-	-	-	-	-	- 5,000-9,999 LB.
1	-	-	-	1	-	-	-	-	-	-	-	-	-	- 10,000-19,999 LB.
2	-	-	-	-	-	-	-	-	-	-	-	-	-	- 30,000-59,999 LB.
36	-	-	-	(Z)	-	-	-	-	-	-	42	-	45	- WEIGHT UNKNOWN



TABLE 8. SHIPMENTS BY MANUFACTURING ESTABLISHMENTS--MEANS OF TRANSPORT, WEIGHT, AND DISTANCE OF SHIPMENT BY VALUE PER POUND: 1977

MEANS OF TRANSPORT, WEIGHT, AND DISTANCE OF SHIPMENT	TONS (THOUSANDS) SHIPPED BY VALUE PER POUND										
	TOTAL TONS SHIPPED (THOUSANDS)	\$0.00 TO \$0.24	\$0.25 TO \$0.49	\$0.50 TO \$0.99	\$1.00 TO \$2.49	\$2.50 TO \$4.99	\$5.00 TO \$7.49	\$7.50 TO \$9.99	\$10.00 TO \$19.99	\$20.00 AND OVER	
ALL MEANS OF TRANSPORT. . . . .	3 311 992	2 832 566	196 697	150 572	102 952	20 471	4 060	1 788	1 839	1 048	
UNDER 500 POUNDS. . . . .	18 676	2 439	2 057	3 792	5 202	2 760	1 017	444	585	379	
500 TO 999 POUNDS. . . . .	12 827	2 231	1 989	3 438	3 363	1 228	282	105	126	66	
1,000 TO 4,999 POUNDS. . . . .	67 168	17 764	10 762	13 976	20 373	3 107	605	210	248	121	
5,000 TO 9,999 POUNDS. . . . .	54 421	24 973	9 885	10 619	7 471	1 118	204	43	84	28	
10,000 TO 19,999 POUNDS. . . . .	112 618	70 853	15 670	14 992	8 991	1 689	236	66	91	30	
20,000 TO 29,999 POUNDS. . . . .	120 014	84 932	14 163	12 699	6 854	1 065	134	61	82	23	
30,000 TO 59,999 POUNDS. . . . .	563 325	452 859	54 570	36 537	16 233	2 733	167	103	77	46	
60,000 TO 89,999 POUNDS. . . . .	116 783	99 743	8 842	4 145	3 572	317	12	139	7	5	
90,000 POUNDS AND OVER. . . . .	927 122	886 714	26 960	9 467	3 598	325	22	9	25	2	
SHIPMENT WEIGHT UNKNOWN. . . . .	1 319 038	1 190 061	51 799	40 904	27 293	6 129	1 381	608	514	350	
100 TO 199 MILES. . . . .	1 824 531	1 694 490	58 192	42 813	22 818	4 081	1 109	417	410	201	
UNDER 500 POUNDS. . . . .	7 534	1 972	1 051	1 847	1 570	610	221	84	110	68	
500 TO 999 POUNDS. . . . .	5 473	1 759	1 057	1 393	900	251	55	22	24	11	
1,000 TO 4,999 POUNDS. . . . .	27 768	13 940	4 666	4 481	3 911	544	108	47	52	17	
5,000 TO 9,999 POUNDS. . . . .	28 459	19 393	3 957	3 153	1 669	212	44	9	14	6	
10,000 TO 19,999 POUNDS. . . . .	68 235	57 014	4 954	3 972	1 931	288	37	26	8	5	
20,000 TO 29,999 POUNDS. . . . .	73 901	66 117	3 703	2 621	1 214	193	28	6	16	4	
30,000 TO 59,999 POUNDS. . . . .	271 206	250 229	11 860	6 531	2 327	212	20	14	11	2	
60,000 TO 89,999 POUNDS. . . . .	42 233	40 094	1 269	566	275	24	(Z)	3	1	-	
90,000 POUNDS AND OVER. . . . .	442 922	437 217	3 642	1 487	507	59	1	-	10	(Z)	
SHIPMENT WEIGHT UNKNOWN. . . . .	856 801	806 755	22 032	16 761	8 513	1 688	594	206	164	88	
200 TO 299 MILES. . . . .	361 845	305 409	24 064	18 886	10 741	1 980	372	150	158	86	
UNDER 500 POUNDS. . . . .	2 172	111	496	459	620	278	88	39	49	34	
500 TO 999 POUNDS. . . . .	1 475	169	243	492	400	120	23	9	10	9	
1,000 TO 4,999 POUNDS. . . . .	8 141	1 269	1 649	2 220	2 525	340	70	26	24	18	
5,000 TO 9,999 POUNDS. . . . .	6 618	2 292	1 569	1 606	997	123	15	5	9	2	
10,000 TO 19,999 POUNDS. . . . .	11 384	5 192	2 505	2 380	1 013	237	36	8	10	4	
20,000 TO 29,999 POUNDS. . . . .	12 938	8 023	2 226	1 687	888	82	21	7	4	(Z)	
30,000 TO 59,999 POUNDS. . . . .	95 335	81 523	7 576	4 388	1 576	189	8	-	14	(Z)	
60,000 TO 89,999 POUNDS. . . . .	15 460	14 200	1 681	1 814	183	12	-	-	-	-	
90,000 POUNDS AND OVER. . . . .	105 687	102 484	1 665	1 170	325	39	3	2	-	-	
SHIPMENT WEIGHT UNKNOWN. . . . .	102 636	90 147	5 454	4 052	2 216	561	105	45	37	19	
300 TO 399 MILES. . . . .	261 656	211 475	21 553	15 594	10 533	1 796	362	121	148	72	
UNDER 500 POUNDS. . . . .	1 387	81	126	293	435	265	79	38	45	27	
500 TO 999 POUNDS. . . . .	1 188	87	197	347	349	143	35	12	11	6	
1,000 TO 4,999 POUNDS. . . . .	6 164	611	1 042	1 584	2 490	317	72	21	18	8	
5,000 TO 9,999 POUNDS. . . . .	4 338	963	1 204	1 152	842	134	27	4	8	5	
10,000 TO 19,999 POUNDS. . . . .	8 193	3 031	1 892	1 968	1 094	165	27	5	9	2	
20,000 TO 29,999 POUNDS. . . . .	8 073	3 613	2 005	1 496	836	100	19	(Z)	2	1	
30,000 TO 59,999 POUNDS. . . . .	61 373	46 334	8 179	4 702	1 798	325	19	3	11	2	
60,000 TO 89,999 POUNDS. . . . .	11 334	9 711	927	448	226	16	2	1	-	-	
90,000 POUNDS AND OVER. . . . .	88 129	85 073	1 949	724	348	26	2	-	6	-	
SHIPMENT WEIGHT UNKNOWN. . . . .	71 477	61 970	4 033	2 881	2 115	306	79	35	38	21	
400 TO 499 MILES. . . . .	278 433	205 404	29 595	23 570	15 962	2 927	477	171	228	100	
UNDER 500 POUNDS. . . . .	2 074	65	149	384	749	404	145	59	77	42	
500 TO 999 POUNDS. . . . .	1 466	114	163	415	538	161	34	17	17	8	
1,000 TO 4,999 POUNDS. . . . .	8 485	693	1 497	2 103	3 488	537	89	30	33	14	
5,000 TO 9,999 POUNDS. . . . .	5 820	1 075	1 463	1 760	1 288	193	23	5	10	3	
10,000 TO 19,999 POUNDS. . . . .	9 457	2 350	2 709	2 529	1 541	273	29	9	16	2	
20,000 TO 29,999 POUNDS. . . . .	10 065	3 498	2 570	2 472	1 290	198	15	2	17	3	
30,000 TO 59,999 POUNDS. . . . .	62 878	42 366	10 597	6 703	2 711	456	24	6	6	8	
60,000 TO 89,999 POUNDS. . . . .	17 917	15 149	1 389	796	536	44	1	(Z)	1	-	
90,000 POUNDS AND OVER. . . . .	88 704	82 184	4 205	1 728	534	35	9	4	5	-	
SHIPMENT WEIGHT UNKNOWN. . . . .	71 568	57 908	4 851	4 681	3 287	626	108	39	48	21	
500 TO 999 MILES. . . . .	308 578	211 279	36 864	29 234	24 572	4 751	898	366	400	216	
UNDER 500 POUNDS. . . . .	3 078	62	143	538	1 060	653	271	111	153	87	
500 TO 999 POUNDS. . . . .	2 016	60	229	509	475	324	76	21	31	13	
1,000 TO 4,999 POUNDS. . . . .	10 570	928	1 304	2 317	4 976	791	139	42	69	23	
5,000 TO 9,999 POUNDS. . . . .	6 197	812	1 212	1 953	1 861	273	53	14	15	4	
10,000 TO 19,999 POUNDS. . . . .	10 787	2 473	2 513	2 982	2 326	447	63	7	17	9	
20,000 TO 29,999 POUNDS. . . . .	10 008	2 301	2 780	2 816	1 719	294	32	35	27	4	
30,000 TO 59,999 POUNDS. . . . .	50 518	24 085	11 479	8 881	4 996	944	48	37	15	31	
60,000 TO 89,999 POUNDS. . . . .	19 365	13 835	2 691	1 264	1 430	125	1	10	4	5	
90,000 POUNDS AND OVER. . . . .	120 273	108 144	8 461	2 400	1 177	82	2	2	4	1	
SHIPMENT WEIGHT UNKNOWN. . . . .	75 765	58 577	6 051	5 623	4 274	817	212	86	85	39	
1,000 TO 1,499 MILES. . . . .	106 167	76 788	11 457	8 065	7 352	1 614	317	247	210	118	
UNDER 500 POUNDS. . . . .	1 027	21	43	132	351	234	93	39	65	48	
500 TO 999 POUNDS. . . . .	569	20	50	129	212	101	24	8	16	8	
1,000 TO 4,999 POUNDS. . . . .	2 874	162	298	661	1 364	260	52	19	44	14	
5,000 TO 9,999 POUNDS. . . . .	1 526	246	222	488	451	84	21	3	9	3	
10,000 TO 19,999 POUNDS. . . . .	2 339	434	658	542	537	121	20	7	14	6	
20,000 TO 29,999 POUNDS. . . . .	2 845	964	494	757	489	111	10	3	13	3	
30,000 TO 59,999 POUNDS. . . . .	12 159	5 130	2 438	2 836	1 428	279	18	18	12	1	
60,000 TO 89,999 POUNDS. . . . .	4 651	3 266	593	203	430	34	1	123	1	-	
90,000 POUNDS AND OVER. . . . .	52 910	47 515	4 429	609	288	64	3	1	-	-	
SHIPMENT WEIGHT UNKNOWN. . . . .	25 268	19 028	2 233	1 707	1 802	326	77	25	35	35	
1,500 MILES AND OVER. . . . .	69 262	40 751	9 413	9 018	7 216	1 889	388	171	228	189	
UNDER 500 POUNDS. . . . .	1 388	127	49	137	415	309	118	74	86	73	
500 TO 999 POUNDS. . . . .	637	22	49	153	211	128	31	15	18	10	
1,000 TO 4,999 POUNDS. . . . .	3 139	159	302	607	1 602	319	71	25	26	26	
5,000 TO 9,999 POUNDS. . . . .	1 458	188	256	506	361	99	20	3	19	6	
10,000 TO 19,999 POUNDS. . . . .	2 191	359	437	645	548	153	24	5	17	2	
20,000 TO 29,999 POUNDS. . . . .	2 181	416	383	851	417	86	3	5	7	2	
30,000 TO 59,999 POUNDS. . . . .	9 763	3 167	2 429	2 393	1 392	327	31	-	7	2	
60,000 TO 89,999 POUNDS. . . . .	5 785	3 449	1 292	487	493	61	3	-	(Z)	(Z)	
90,000 POUNDS AND OVER. . . . .	27 480	23 078	2 609	1 349	418	22	4	(Z)	(Z)	(Z)	
SHIPMENT WEIGHT UNKNOWN. . . . .	15 239	9 786	1 605	1 890	1 358	385	77	26	50	61	
SHIPMENT DISTANCE UNKNOWN. . . . .	101 519	86 970	5 560	3 394	3 758	1 432	137	146	57	66	
UNDER 500 POUNDS. . . . .	16	(Z)	(Z)	2	1	9	3	(Z)	(Z)	(Z)	
500 TO 999 POUNDS. . . . .	4	(Z)	(Z)	1	1	(Z)	2	-	-	(Z)	
1,000 TO 4,999 POUNDS. . . . .	27	(Z)	2	4	17	(Z)	2	-	(		

TABLE 8. SHIPMENTS BY MANUFACTURING ESTABLISHMENTS--MEANS OF TRANSPORT, WEIGHT, AND DISTANCE OF SHIPMENT BY VALUE PER POUND: 1977

MEANS OF TRANSPORT, WEIGHT, AND DISTANCE OF SHIPMENT	TOTAL TONS SHIPPED (THOUSANDS)	TONS (THOUSANDS) SHIPPED BY VALUE PER POUND									
		\$0.00 TO \$0.24	\$0.25 TO \$0.49	\$0.50 TO \$0.99	\$1.00 TO \$2.49	\$2.50 TO \$4.99	\$5.00 TO \$7.49	\$7.50 TO \$9.99	\$10.00 TO \$19.99	\$20.00 AND OVER	
5,000 TO 9,999 POUNDS . . . . .	5	(Z)	2	(Z)	3	-	-	-	-	-	
10,000 TO 19,999 POUNDS . . . . .	32	(Z)	3	25	2	-	-	-	-	-	
20,000 TO 29,999 POUNDS . . . . .	4	-	2	(Z)	-	(Z)	-	1	-	-	
30,000 TO 59,999 POUNDS . . . . .	93	24	11	53	5	-	-	-	-	-	
60,000 TO 89,999 POUNDS . . . . .	37	37	-	-	-	-	-	-	-	-	
90,000 POUNDS AND OVER . . . . .	1 018	1 018	-	-	-	-	-	-	-	-	
SHIPMENT WEIGHT UNKNOWN . . . . .	100 283	85 890	5 540	3 309	3 728	1 420	129	145	57	65	
RAIL . . . . .	548 089	447 498	48 391	26 254	23 232	2 330	168	153	40	24	
UNDER 500 POUNDS . . . . .	146	6	7	31	70	24	4	2	1	1	
500 TO 999 POUNDS . . . . .	167	14	15	51	62	21	3	1	1	1	
1,000 TO 4,999 POUNDS . . . . .	6 092	164	221	378	5 194	113	14	3	1	4	
5,000 TO 9,999 POUNDS . . . . .	1 995	336	367	449	779	36	18	4	5	(Z)	
10,000 TO 19,999 POUNDS . . . . .	4 961	892	1 560	1 222	1 024	228	24	7	3	1	
20,000 TO 29,999 POUNDS . . . . .	6 673	1 503	1 868	2 016	1 060	187	36	-	3	(Z)	
30,000 TO 59,999 POUNDS . . . . .	33 138	13 467	8 233	5 643	4 706	1 029	34	6	9	11	
60,000 TO 89,999 POUNDS . . . . .	50 467	37 951	6 346	2 916	2 954	173	(Z)	122	2	3	
90,000 POUNDS AND OVER . . . . .	314 996	283 008	21 281	7 600	2 906	182	6	5	7	(Z)	
SHIPMENT WEIGHT UNKNOWN . . . . .	129 454	110 158	8 494	5 947	4 478	336	28	2	8	3	
UNDER 100 MILES . . . . .	124 336	117 260	3 719	2 298	919	124	6	6	3	1	
UNDER 500 POUNDS . . . . .	2	(Z)	(Z)	1	1	(Z)	-	(Z)	(Z)	(Z)	
500 TO 999 POUNDS . . . . .	6	2	(Z)	2	(Z)	1	-	-	-	(Z)	
1,000 TO 4,999 POUNDS . . . . .	156	9	11	15	118	1	1	1	-	-	
5,000 TO 9,999 POUNDS . . . . .	68	19	6	22	19	2	-	-	1	-	
10,000 TO 19,999 POUNDS . . . . .	302	66	112	74	38	7	2	2	-	-	
20,000 TO 29,999 POUNDS . . . . .	509	164	133	143	39	26	2	-	1	-	
30,000 TO 59,999 POUNDS . . . . .	3 278	1 917	586	510	206	54	2	3	-	-	
60,000 TO 89,999 POUNDS . . . . .	7 751	6 996	361	308	84	1	-	-	-	-	
90,000 POUNDS AND OVER . . . . .	61 724	58 773	1 769	888	269	23	-	-	1	(Z)	
SHIPMENT WEIGHT UNKNOWN . . . . .	50 540	49 312	739	335	144	10	-	-	(Z)	(Z)	
100 TO 199 MILES . . . . .	66 325	60 337	3 018	2 143	740	71	11	3	2	1	
UNDER 500 POUNDS . . . . .	4	(Z)	1	(Z)	1	(Z)	(Z)	-	(Z)	(Z)	
500 TO 999 POUNDS . . . . .	7	1	1	5	1	(Z)	(Z)	-	(Z)	(Z)	
1,000 TO 4,999 POUNDS . . . . .	102	14	8	21	54	3	(Z)	(Z)	(Z)	(Z)	
5,000 TO 9,999 POUNDS . . . . .	89	32	13	21	20	2	-	-	1	-	
10,000 TO 19,999 POUNDS . . . . .	343	85	84	114	42	18	-	-	(Z)	-	
20,000 TO 29,999 POUNDS . . . . .	626	208	192	167	45	7	7	-	(Z)	-	
30,000 TO 59,999 POUNDS . . . . .	2 776	1 804	541	296	130	4	1	-	-	-	
60,000 TO 89,999 POUNDS . . . . .	4 951	4 345	346	177	73	10	-	-	-	-	
90,000 POUNDS AND OVER . . . . .	42 425	40 228	1 041	913	233	6	3	2	-	-	
SHIPMENT WEIGHT UNKNOWN . . . . .	15 002	13 620	791	429	141	21	(Z)	1	(Z)	(Z)	
200 TO 299 MILES . . . . .	61 834	52 428	5 169	2 720	1 336	154	21	2	4	(Z)	
UNDER 500 POUNDS . . . . .	4	(Z)	(Z)	2	2	(Z)	(Z)	(Z)	(Z)	(Z)	
500 TO 999 POUNDS . . . . .	14	2	1	3	5	2	(Z)	(Z)	(Z)	-	
1,000 TO 4,999 POUNDS . . . . .	294	14	35	35	208	3	1	-	(Z)	-	
5,000 TO 9,999 POUNDS . . . . .	144	35	36	42	24	3	-	-	-	-	
10,000 TO 19,999 POUNDS . . . . .	475	100	142	140	76	15	2	-	-	-	
20,000 TO 29,999 POUNDS . . . . .	771	234	246	223	47	10	10	-	-	-	
30,000 TO 59,999 POUNDS . . . . .	4 464	1 985	1 291	850	271	64	1	-	-	-	
60,000 TO 89,999 POUNDS . . . . .	6 263	5 146	626	326	162	1	-	2	(Z)	-	
90,000 POUNDS AND OVER . . . . .	41 216	38 590	1 701	601	295	24	2	-	3	-	
SHIPMENT WEIGHT UNKNOWN . . . . .	8 188	6 323	1 091	496	245	30	1	1	(Z)	(Z)	
300 TO 499 MILES . . . . .	91 719	74 404	8 066	4 687	4 174	360	18	5	5	(Z)	
UNDER 500 POUNDS . . . . .	20	1	1	4	7	6	1	(Z)	(Z)	(Z)	
500 TO 999 POUNDS . . . . .	26	1	4	7	11	3	(Z)	(Z)	(Z)	(Z)	
1,000 TO 4,999 POUNDS . . . . .	1 119	23	34	67	967	25	2	(Z)	(Z)	(Z)	
5,000 TO 9,999 POUNDS . . . . .	372	78	102	79	101	5	2	-	1	(Z)	
10,000 TO 19,999 POUNDS . . . . .	921	148	296	249	189	42	1	2	(Z)	-	
20,000 TO 29,999 POUNDS . . . . .	1 343	191	379	487	263	17	6	-	-	-	
30,000 TO 59,999 POUNDS . . . . .	6 129	2 624	1 594	904	852	148	4	(Z)	4	(Z)	
60,000 TO 89,999 POUNDS . . . . .	8 841	6 825	986	544	468	19	-	(Z)	-	-	
90,000 POUNDS AND OVER . . . . .	56 202	51 328	3 056	1 343	444	29	1	1	-	-	
SHIPMENT WEIGHT UNKNOWN . . . . .	16 746	13 190	1 615	1 002	872	66	(Z)	(Z)	(Z)	(Z)	
500 TO 999 MILES . . . . .	131 345	96 216	16 293	8 027	9 835	880	57	11	11	15	
UNDER 500 POUNDS . . . . .	62	3	3	15	31	7	1	(Z)	(Z)	(Z)	
500 TO 999 POUNDS . . . . .	67	5	5	19	29	8	1	(Z)	(Z)	(Z)	
1,000 TO 4,999 POUNDS . . . . .	2 731	70	64	155	2 412	21	6	1	(Z)	2	
5,000 TO 9,999 POUNDS . . . . .	887	116	116	171	455	16	6	4	1	(Z)	
10,000 TO 19,999 POUNDS . . . . .	1 929	343	655	405	418	92	14	1	(Z)	1	
20,000 TO 29,999 POUNDS . . . . .	2 153	430	661	531	441	84	4	-	1	(Z)	
30,000 TO 59,999 POUNDS . . . . .	10 456	3 380	2 622	1 935	2 037	455	12	2	2	10	
60,000 TO 89,999 POUNDS . . . . .	12 820	8 245	2 268	951	1 284	66	(Z)	1	1	3	
90,000 POUNDS AND OVER . . . . .	76 254	65 291	7 709	2 091	1 098	61	-	1	3	-	
SHIPMENT WEIGHT UNKNOWN . . . . .	23 986	18 332	2 188	1 753	1 629	69	14	(Z)	1	(Z)	
1,000 TO 1,499 MILES . . . . .	38 200	26 699	6 081	1 986	3 017	279	10	124	2	1	
UNDER 500 POUNDS . . . . .	18	(Z)	1	3	10	2	1	(Z)	(Z)	(Z)	
500 TO 999 POUNDS . . . . .	14	1	1	6	3	2	(Z)	(Z)	(Z)	(Z)	
1,000 TO 4,999 POUNDS . . . . .	759	6	13	47	674	18	1	(Z)	(Z)	(Z)	
5,000 TO 9,999 POUNDS . . . . .	195	26	30	42	94	1	1	-	1	(Z)	
10,000 TO 19,999 POUNDS . . . . .	348	60	108	74	85	19	1	-	(Z)	-	
20,000 TO 29,999 POUNDS . . . . .	602	158	101	208	107	24	4	-	(Z)	-	
30,000 TO 59,999 POUNDS . . . . .	2 306	857	437	296	573	141	2	-	-	-	
60,000 TO 89,999 POUNDS . . . . .	4 377	3 098	564	158	403	34	-	120	(Z)	-	
90,000 POUNDS AND OVER . . . . .	22 333	17 633	3 947	498	232	22	-	1	-	-	
SHIPMENT WEIGHT UNKNOWN . . . . .	7 247	4 860	879	652	837	17	1	(Z)	1	1	
1,500 MILES AND OVER . . . . .	33 925	19 909	5 983	4 385	3 132	454	43	2	13	4	
UNDER 500 POUNDS . . . . .	36	1	1	7	18	7	1	(Z)	(Z)	(Z)	
500 TO 999 POUNDS . . . . .	33	2	2	8	13	5	1	(Z)	1	(Z)	
1,000 TO 4,999 POUNDS . . . . .	931	27	56	38	761	43	3	1	1	2	
5,000 TO 9,999 POUNDS . . . . .	239	31	59	71	65	6	5	-	1	(Z)	
10,000 TO 19,999 POUNDS . . . . .	642	92	166	165	176	35	5	-	2	(Z)	
20,000 TO 29,999 POUNDS . . . . .	669	119	155	255	117	19	3	-	(Z)	(Z)	
30,000 TO 59,999 POUNDS . . . . .	3 727	899	1 160	852	636	164	12	(Z)	3	1	
60,000 TO 89,999 POUNDS . . . . .	5 465	3 296	1 195	452	481	41	-	-	(Z)	(Z)	



TABLE 8. SHIPMENTS BY MANUFACTURING ESTABLISHMENTS--MEANS OF TRANSPORT, WEIGHT, AND DISTANCE OF SHIPMENT BY VALUE PER POUND: 1977

MEANS OF TRANSPORT, WEIGHT, AND DISTANCE OF SHIPMENT	TOTAL TONS SHIPPED (THOUSANDS)	TONS (THOUSANDS) SHIPPED BY VALUE PER POUND									
		\$0.00	\$0.25	\$0.50	\$1.00	\$2.50	\$5.00	\$7.50	\$10.00	\$20.00	
		To \$0.24	To \$0.49	To \$0.99	To \$2.49	To \$4.99	To \$7.49	To \$9.99	To \$19.99	AND OVER	
90,000 POUNDS AND OVER	14 820	11 145	2 058	1 265	335	18	(Z)	(Z)	-	-	-
SHIPMENT WEIGHT UNKNOWN	7 364	4 298	1 131	1 272	530	115	11	(Z)	5	1	
SHIPMENT DISTANCE UNKNOWN	404	245	63	8	80	8	(Z)	-	(Z)	1	
10,000 TO 19,999 POUNDS	1	-	1	(Z)	-	-	-	-	-	-	
20,000 TO 29,999 POUNDS	1	-	1	(Z)	-	-	-	-	-	-	
30,000 TO 59,999 POUNDS	2	-	2	-	-	-	-	-	-	-	
90,000 POUNDS AND OVER	20	20	-	-	-	-	-	-	-	-	
SHIPMENT WEIGHT UNKNOWN	381	224	60	7	80	8	(Z)	-	(Z)	1	
MOTOR CARRIER, TOTAL	691 170	475 582	78 872	69 394	51 237	11 352	2 301	895	1 049	487	
UNDER 500 POUNDS	9 053	442	675	1 728	3 176	1 775	590	223	296	148	
500 TO 999 POUNDS	7 251	407	1 034	2 005	2 418	952	222	79	89	45	
1,000 TO 4,999 POUNDS	32 003	3 778	5 355	7 885	11 733	2 351	476	145	195	87	
5,000 TO 9,999 POUNDS	20 894	4 382	4 863	5 716	4 479	801	146	26	64	17	
10,000 TO 19,999 POUNDS	34 334	11 902	7 698	8 167	5 273	1 011	158	38	66	22	
20,000 TO 29,999 POUNDS	37 108	17 281	7 787	6 955	4 203	665	69	54	74	19	
30,000 TO 59,999 POUNDS	292 449	226 029	33 543	22 212	8 969	1 417	106	89	51	32	
60,000 TO 89,999 POUNDS	25 650	22 539	1 533	959	462	127	8	15	6	2	
90,000 POUNDS AND OVER	73 056	67 880	3 399	1 262	446	42	16	4	7	1	
SHIPMENT WEIGHT UNKNOWN	159 771	120 944	12 987	12 505	10 080	2 210	511	223	201	112	
UNDER 100 MILES	299 792	257 175	18 728	12 784	8 984	1 428	310	183	144	56	
UNDER 500 POUNDS	1 408	82	161	323	362	216	71	35	41	19	
500 TO 999 POUNDS	1 481	129	327	453	389	129	28	11	8	6	
1,000 TO 4,999 POUNDS	6 990	1 545	1 402	1 371	2 246	314	60	16	26	10	
5,000 TO 9,999 POUNDS	5 253	1 846	1 231	1 149	879	112	19	5	10	2	
10,000 TO 19,999 POUNDS	10 051	5 326	1 886	1 727	934	137	17	14	7	3	
20,000 TO 29,999 POUNDS	10 312	6 720	1 752	1 075	639	93	14	5	13	2	
30,000 TO 59,999 POUNDS	114 980	103 422	6 816	3 335	1 302	78	15	9	4	(Z)	
60,000 TO 89,999 POUNDS	12 571	11 845	429	184	99	10	(Z)	2	1	-	
90,000 POUNDS AND OVER	46 284	44 745	1 131	305	94	9	1	-	-	-	
SHIPMENT WEIGHT UNKNOWN	90 461	81 515	3 594	2 862	1 941	331	86	84	33	13	
100 TO 199 MILES	118 195	88 898	12 090	8 608	6 754	1 359	244	90	100	51	
UNDER 500 POUNDS	1 149	60	131	227	401	203	59	24	27	17	
500 TO 999 POUNDS	973	59	176	295	308	95	19	8	7	6	
1,000 TO 4,999 POUNDS	4 896	557	948	1 135	1 864	276	60	22	20	14	
5,000 TO 9,999 POUNDS	3 027	777	776	732	629	89	12	2	8	2	
10,000 TO 19,999 POUNDS	5 093	2 050	1 206	1 067	566	163	30	2	5	3	
20,000 TO 29,999 POUNDS	6 631	4 053	1 145	848	510	53	11	7	4	(Z)	
30,000 TO 59,999 POUNDS	58 585	49 644	5 120	2 658	1 010	130	5	9	10	-	
60,000 TO 89,999 POUNDS	5 392	4 934	247	110	98	1	2	-	-	-	
90,000 POUNDS AND OVER	12 808	12 144	395	194	69	7	-	-	-	-	
SHIPMENT WEIGHT UNKNOWN	19 641	14 620	1 948	1 342	1 300	342	46	16	18	9	
200 TO 299 MILES	74 388	45 807	10 987	8 520	7 287	1 305	263	76	98	45	
UNDER 500 POUNDS	1 027	66	100	212	339	126	55	20	26	14	
500 TO 999 POUNDS	956	65	159	256	289	128	32	10	10	5	
1,000 TO 4,999 POUNDS	4 520	374	707	1 052	2 019	264	64	17	17	6	
5,000 TO 9,999 POUNDS	2 600	483	784	651	550	105	21	2	4	2	
10,000 TO 19,999 POUNDS	4 378	1 219	1 067	1 245	717	104	18	4	2	2	
20,000 TO 29,999 POUNDS	4 875	2 105	1 152	912	629	65	8	(Z)	2	(Z)	
30,000 TO 59,999 POUNDS	37 940	28 978	4 756	2 697	1 254	226	14	3	10	2	
60,000 TO 89,999 POUNDS	2 219	1 818	227	101	56	15	2	1	(Z)	-	
90,000 POUNDS AND OVER	4 341	4 003	181	110	43	1	-	-	3	-	
SHIPMENT WEIGHT UNKNOWN	11 531	6 697	1 854	1 285	1 391	200	49	18	23	13	
300 TO 499 MILES	83 586	42 933	15 135	13 704	9 130	2 010	351	107	159	57	
UNDER 500 POUNDS	1 550	55	106	307	593	300	96	31	44	18	
500 TO 999 POUNDS	1 209	88	127	339	453	139	30	12	15	6	
1,000 TO 4,999 POUNDS	5 673	410	949	1 596	2 164	418	73	22	29	10	
5,000 TO 9,999 POUNDS	3 660	517	955	1 117	891	147	19	4	8	2	
10,000 TO 19,999 POUNDS	5 711	1 392	1 541	1 591	969	177	21	5	13	1	
20,000 TO 29,999 POUNDS	6 051	2 069	1 552	1 463	792	151	6	1	15	3	
30,000 TO 59,999 POUNDS	38 252	24 881	6 923	4 649	1 481	287	15	6	1	7	
60,000 TO 89,999 POUNDS	3 408	2 806	300	209	66	25	1	(Z)	(Z)	-	
90,000 POUNDS AND OVER	5 575	4 574	636	269	75	6	7	3	4	-	
SHIPMENT WEIGHT UNKNOWN	12 498	6 140	2 046	2 164	1 646	359	81	24	29	10	
500 TO 999 MILES	76 423	27 176	15 987	16 992	11 997	3 018	625	241	262	126	
UNDER 500 POUNDS	2 261	42	112	446	826	481	175	60	82	38	
500 TO 999 POUNDS	1 691	42	180	431	633	282	68	18	27	11	
1,000 TO 4,999 POUNDS	6 373	678	956	1 731	2 157	643	119	31	39	19	
5,000 TO 9,999 POUNDS	3 960	465	841	1 354	1 035	198	43	7	12	3	
10,000 TO 19,999 POUNDS	6 346	1 420	1 360	1 800	1 455	247	39	3	14	8	
20,000 TO 29,999 POUNDS	6 090	1 343	1 706	1 718	1 074	168	20	33	25	3	
30,000 TO 59,999 POUNDS	31 168	15 014	7 260	5 833	2 535	431	32	32	11	21	
60,000 TO 89,999 POUNDS	1 800	1 039	285	293	113	56	(Z)	9	3	2	
90,000 POUNDS AND OVER	2 731	1 765	615	268	66	13	2	1	-	1	
SHIPMENT WEIGHT UNKNOWN	14 003	5 368	2 673	3 117	2 104	498	126	48	49	19	
1,000 TO 1,499 MILES	18 833	5 712	3 463	4 476	3 603	1 046	239	88	153	54	
UNDER 500 POUNDS	734	15	33	108	277	166	61	20	37	17	
500 TO 999 POUNDS	455	13	28	105	185	82	20	7	11	4	
1,000 TO 4,999 POUNDS	1 755	102	206	527	598	209	43	17	40	11	
5,000 TO 9,999 POUNDS	998	166	137	317	272	76	17	3	6	2	
10,000 TO 19,999 POUNDS	1 535	304	429	328	349	87	17	5	13	4	
20,000 TO 29,999 POUNDS	1 902	748	317	429	316	71	5	1	12	3	
30,000 TO 59,999 POUNDS	7 043	2 884	1 583	1 652	760	126	9	18	10	1	
60,000 TO 89,999 POUNDS	150	60	26	38	20	-	-	3	1	-	
90,000 POUNDS AND OVER	527	183	234	64	41	3	-	-	-	-	
SHIPMENT WEIGHT UNKNOWN	3 733	1 239	468	908	784	226	61	14	22	12	
1,500 MILES AND OVER	14 891	3 637	2 414	3 952	3 176	1 133	248	105	131	94	
UNDER 500 POUNDS	911	122	32	106	278	203	72	33	39	26	
500 TO 999 POUNDS	485	12	36	126	162	97	23	11	11	6	
1,000 TO 4,999 POUNDS	1 781	112	185	469	676	226	55	20	22	16	
5,000 TO 9,999 POUNDS	994	128	137	395	222	75	14	3	16	4	
10,000 TO 19,999 POUNDS	1 216	191	208	406	283	95	16	5	11	1	
20,000 TO 29,999 POUNDS	1 244	244	162	510	243	64	5	6	3	8	



TABLE 8. SHIPMENTS BY MANUFACTURING ESTABLISHMENTS--MEANS OF TRANSPORT, WEIGHT, AND DISTANCE OF SHIPMENT BY VALUE PER POUND: 1977

MEANS OF TRANSPORT, WEIGHT, AND DISTANCE OF SHIPMENT	TOTAL TONS SHIPPED (THOUSANDS)	TONS (THOUSANDS) SHIPPED BY VALUE PER POUND									
		\$0.00 TO \$0.24	\$0.25 TO \$0.49	\$0.50 TO \$0.99	\$1.00 TO \$2.49	\$2.50 TO \$4.99	\$5.00 TO \$7.49	\$7.50 TO \$9.99	\$10.00 TO \$19.99	\$20.00 AND OVER	
30,000 TO 59,999 POUNDS	4 457	1 197	1 077	1 388	621	140	16	12	4	1	
60,000 TO 89,999 POUNDS	110	36	19	24	11	20	(Z)	-	(Z)	-	
90,000 POUNDS AND OVER	789	466	206	52	58	4	3	-	(Z)	-	
SHIPMENT WEIGHT UNKNOWN	2 903	1 129	352	476	622	208	44	16	25	33	
SHIPMENT DISTANCE UNKNOWN	5 063	4 245	67	358	307	54	23	4	2	3	
UNDER 500 POUNDS	12	-	(Z)	(Z)	(Z)	9	2	(Z)	(Z)	(Z)	
500 TO 999 POUNDS	2	(Z)	(Z)	(Z)	(Z)	(Z)	1	-	-	-	
1,000 TO 4,999 POUNDS	15	(Z)	2	3	8	-	1	-	(Z)	-	
5,000 TO 9,999 POUNDS	1	(Z)	2	(Z)	-	-	-	-	-	-	
10,000 TO 19,999 POUNDS	5	(Z)	1	3	1	-	-	-	-	-	
20,000 TO 29,999 POUNDS	2	-	1	-	-	(Z)	-	1	-	-	
30,000 TO 59,999 POUNDS	24	10	9	(Z)	5	-	-	-	-	-	
SHIPMENT WEIGHT UNKNOWN	5 001	4 235	52	351	291	45	18	4	2	3	
MOTOR CARRIER, ICC.	586 675	383 385	72 682	65 391	49 561	11 049	2 253	852	1 025	476	
UNDER 500 POUNDS	8 814	404	648	1 653	3 119	1 751	585	217	292	145	
500 TO 999 POUNDS	6 990	372	979	1 925	2 357	928	220	77	88	44	
1,000 TO 4,999 POUNDS	30 358	3 135	5 063	7 579	11 421	2 275	469	140	191	85	
5,000 TO 9,999 POUNDS	18 924	3 717	4 599	5 293	4 278	787	144	26	64	16	
10,000 TO 19,999 POUNDS	30 996	9 987	7 053	7 611	5 080	987	156	34	66	22	
20,000 TO 29,999 POUNDS	32 655	14 162	7 058	6 525	4 052	650	69	52	70	19	
30,000 TO 59,999 POUNDS	260 547	197 831	31 241	21 152	8 640	1 407	102	89	51	32	
60,000 TO 89,999 POUNDS	22 705	19 766	1 424	899	462	124	8	15	6	2	
90,000 POUNDS AND OVER	62 101	57 232	3 134	1 239	426	41	16	4	7	1	
SHIPMENT WEIGHT UNKNOWN	112 584	76 780	11 482	11 513	9 726	2 100	486	198	189	110	
UNDER 100 MILES	218 466	182 618	15 387	10 506	8 078	1 260	290	150	129	48	
UNDER 500 POUNDS	1 250	60	145	268	422	201	67	32	39	17	
500 TO 999 POUNDS	1 291	103	286	583	349	120	26	11	8	5	
1,000 TO 4,999 POUNDS	5 822	1 003	1 207	1 215	2 025	268	57	15	24	8	
5,000 TO 9,999 POUNDS	4 214	1 352	1 058	880	782	108	17	5	10	1	
10,000 TO 19,999 POUNDS	7 728	3 833	1 451	1 414	870	124	15	10	7	3	
20,000 TO 29,999 POUNDS	8 017	4 935	1 515	872	584	80	14	3	13	2	
30,000 TO 59,999 POUNDS	94 463	84 223	6 051	2 957	1 128	76	15	9	4	(Z)	
60,000 TO 89,999 POUNDS	10 750	10 052	410	179	99	7	(Z)	2	1	-	
90,000 POUNDS AND OVER	39 060	37 726	953	293	79	1	-	-	-	-	
SHIPMENT WEIGHT UNKNOWN	45 871	39 330	2 313	2 047	1 740	267	78	63	22	11	
100 TO 199 MILES	108 184	79 989	11 471	8 294	6 621	1 330	242	89	99	50	
UNDER 500 POUNDS	1 129	56	123	224	398	202	58	23	27	17	
500 TO 999 POUNDS	952	56	167	292	304	94	19	8	6	6	
1,000 TO 4,999 POUNDS	4 765	507	918	1 100	1 855	271	60	22	20	14	
5,000 TO 9,999 POUNDS	2 861	678	753	708	612	86	12	2	8	2	
10,000 TO 19,999 POUNDS	4 830	1 909	1 147	1 022	550	162	30	2	5	2	
20,000 TO 29,999 POUNDS	6 068	3 614	1 078	804	498	52	11	7	4	(Z)	
30,000 TO 59,999 POUNDS	53 153	44 709	4 792	2 535	964	130	5	9	10	-	
60,000 TO 89,999 POUNDS	4 549	4 115	223	110	98	1	2	-	-	-	
90,000 POUNDS AND OVER	11 146	10 515	361	194	69	7	-	-	-	-	
SHIPMENT WEIGHT UNKNOWN	18 730	13 830	1 910	1 305	1 272	326	44	15	18	9	
200 TO 299 MILES	70 385	42 487	10 673	8 324	7 141	1 286	261	72	98	44	
UNDER 500 POUNDS	1 008	59	98	204	338	196	55	20	26	13	
500 TO 999 POUNDS	937	62	158	255	286	118	32	10	10	5	
1,000 TO 4,999 POUNDS	4 446	364	699	1 030	1 992	259	63	14	17	6	
5,000 TO 9,999 POUNDS	2 524	467	775	633	516	103	21	4	4	2	
10,000 TO 19,999 POUNDS	4 295	1 183	1 050	1 223	709	65	8	4	2	2	
20,000 TO 29,999 POUNDS	4 659	2 003	1 099	871	609	65	8	(Z)	2	(Z)	
30,000 TO 59,999 POUNDS	36 295	27 593	4 589	2 642	1 216	226	14	3	10	2	
60,000 TO 89,999 POUNDS	2 141	1 767	202	98	56	15	2	1	(Z)	-	
90,000 POUNDS AND OVER	2 841	2 526	162	108	41	1	-	-	3	-	
SHIPMENT WEIGHT UNKNOWN	11 240	6 462	1 840	1 260	1 377	199	48	17	23	13	
300 TO 499 MILES	79 901	40 573	14 370	13 373	8 953	1 971	342	105	157	56	
UNDER 500 POUNDS	1 532	52	106	304	586	297	96	30	43	17	
500 TO 999 POUNDS	1 193	86	124	336	446	138	30	12	15	6	
1,000 TO 4,999 POUNDS	5 556	382	909	1 571	2 151	409	73	21	29	10	
5,000 TO 9,999 POUNDS	3 529	488	915	1 081	868	145	19	4	8	2	
10,000 TO 19,999 POUNDS	5 538	1 334	1 502	1 557	927	177	21	5	13	1	
20,000 TO 29,999 POUNDS	5 665	1 879	1 427	1 397	787	151	6	1	15	3	
30,000 TO 59,999 POUNDS	36 412	23 565	6 535	4 557	1 440	286	15	6	1	7	
60,000 TO 89,999 POUNDS	3 287	2 730	272	194	66	25	1	(Z)	(Z)	-	
90,000 POUNDS AND OVER	5 273	4 307	612	262	72	5	7	3	4	-	
SHIPMENT WEIGHT UNKNOWN	11 915	5 749	1 969	2 114	1 610	338	73	23	28	9	
500 TO 999 MILES	73 794	26 106	15 141	16 488	11 828	2 989	620	239	257	126	
UNDER 500 POUNDS	2 248	40	111	441	823	480	175	59	81	38	
500 TO 999 POUNDS	1 682	41	179	429	629	280	68	18	27	11	
1,000 TO 4,999 POUNDS	6 272	667	941	1 686	2 133	638	118	30	39	19	
5,000 TO 9,999 POUNDS	3 865	448	832	1 305	1 018	195	43	7	12	3	
10,000 TO 19,999 POUNDS	6 070	1 344	1 289	1 716	1 414	242	39	3	14	8	
20,000 TO 29,999 POUNDS	5 695	1 248	1 496	1 673	1 034	167	20	33	21	3	
30,000 TO 59,999 POUNDS	29 832	14 368	6 792	5 638	2 519	422	29	32	11	21	
60,000 TO 89,999 POUNDS	1 718	1 006	273	256	113	56	(Z)	9	3	2	
90,000 POUNDS AND OVER	2 691	1 732	609	268	66	13	2	1	-	1	
SHIPMENT WEIGHT UNKNOWN	13 720	5 211	2 618	3 076	2 079	496	125	47	49	19	
1,000 TO 1,499 MILES	17 111	4 369	3 306	4 304	3 566	1 040	232	87	152	54	
UNDER 500 POUNDS	730	14	33	106	276	166	61	20	37	17	
500 TO 999 POUNDS	452	12	28	104	183	82	20	7	11	4	
1,000 TO 4,999 POUNDS	1 737	101	204	516	596	209	43	17	40	11	
5,000 TO 9,999 POUNDS	968	156	134	304	270	76	17	3	6	2	
10,000 TO 19,999 POUNDS	1 362	195	414	293	337	84	17	5	13	4	
20,000 TO 29,999 POUNDS	1 372	248	298	420	315	71	5	1	12	3	
30,000 TO 59,999 POUNDS	6 204	2 236	1 486	1 565	752	126	9	18	10	1	
60,000 TO 89,999 POUNDS	149	59	26	38	20	-	1	3	1	-	
90,000 POUNDS AND OVER	513	172	232	63	41	3	-	-	-	-	
SHIPMENT WEIGHT UNKNOWN	3 625	1 175	451	895	777	226	55	13	22	12	
1,500 MILES AND OVER	13 777	2 999	2 268	3 748	3 068	1 119	244	105	131	94	
UNDER 500 POUNDS	904	122	32	106	275	201	71	33	39	26	





TABLE 8. SHIPMENTS BY MANUFACTURING ESTABLISHMENTS--MEANS OF TRANSPORT, WEIGHT, AND DISTANCE OF SHIPMENT BY VALUE PER POUND: 1977

MEANS OF TRANSPORT, WEIGHT, AND DISTANCE OF SHIPMENT	TOTAL TONS SHIPPED (THOUSANDS)	TONS (THOUSANDS) SHIPPED BY VALUE PER POUND									
		\$0.00 TO \$0.24	\$0.25 TO \$0.49	\$0.50 TO \$0.99	\$1.00 TO \$2.49	\$2.50 TO \$4.99	\$5.00 TO \$7.49	\$7.50 TO \$9.99	\$10.00 TO \$19.99	\$20.00 AND OVER	
90,000 POUNDS AND OVER SHIPMENT WEIGHT UNKNOWN	14	11	2	1	-	-	-	-	-	-	
1,500 MILES AND OVER	1 114	638	146	204	108	14	4	(Z)	(Z)	(Z)	
UNDER 500 POUNDS	7	(Z)	(Z)	(Z)	3	2	1	(Z)	(Z)	(Z)	
500 TO 999 POUNDS	4	(Z)	(Z)	1	1	1	(Z)	-	(Z)	(Z)	
1,000 TO 4,999 POUNDS	36	1	2	10	16	4	2	(Z)	(Z)	-	
5,000 TO 9,999 POUNDS	32	(Z)	6	13	12	1	1	-	-	-	
10,000 TO 19,999 POUNDS	47	4	9	22	12	1	(Z)	-	-	-	
20,000 TO 29,999 POUNDS	67	10	18	21	18	(Z)	-	-	-	-	
30,000 TO 59,999 POUNDS	294	70	88	130	5	-	-	-	-	-	
90,000 POUNDS AND OVER SHIPMENT WEIGHT UNKNOWN	212	212	-	-	-	-	-	-	-	-	
SHIPMENT DISTANCE UNKNOWN	5	-	-	5	-	(Z)	-	-	-	(Z)	
30,000 TO 59,999 POUNDS SHIPMENT WEIGHT UNKNOWN	(Z)	-	-	(Z)	-	-	-	-	-	-	
SHIPMENT WEIGHT UNKNOWN	4	-	-	4	-	(Z)	-	-	-	(Z)	
PRIVATE TRUCK	1 200 304	1 066 973	58 540	48 000	21 145	3 933	965	319	298	130	
UNDER 500 POUNDS	7 194	1 926	1 325	1 878	1 408	395	139	43	53	29	
500 TO 999 POUNDS	5 166	1 795	914	1 355	823	196	38	15	23	6	
1,000 TO 4,999 POUNDS	28 381	13 764	5 078	5 576	3 266	535	76	41	35	11	
5,000 TO 9,999 POUNDS	31 136	20 055	4 541	4 317	1 936	230	30	11	11	5	
10,000 TO 19,999 POUNDS	72 050	57 600	6 252	5 426	2 291	402	44	17	14	4	
20,000 TO 29,999 POUNDS	75 126	65 416	4 391	3 606	1 485	182	23	6	5	3	
30,000 TO 59,999 POUNDS	232 123	208 725	12 530	8 318	2 247	256	8	15	2	3	
60,000 TO 89,999 POUNDS	25 295	24 022	873	251	134	12	(Z)	1	-	-	
90,000 POUNDS AND OVER SHIPMENT WEIGHT UNKNOWN	156 261	154 186	1 396	464	153	54	-	9	-	-	
SHIPMENT WEIGHT UNKNOWN	567 572	519 482	21 241	16 810	7 402	1 668	588	176	134	71	
UNDER 100 MILES	963 663	891 901	32 464	25 186	10 948	2 039	678	186	180	81	
UNDER 500 POUNDS	5 665	1 864	880	1 463	999	265	110	25	38	22	
500 TO 999 POUNDS	3 954	1 624	725	934	505	115	26	8	14	2	
1,000 TO 4,999 POUNDS	20 485	12 371	3 231	3 063	1 514	213	43	27	19	5	
5,000 TO 9,999 POUNDS	22 885	17 493	2 663	1 949	682	70	20	3	1	1	
10,000 TO 19,999 POUNDS	57 558	51 498	2 909	2 122	881	121	17	9	1	1	
20,000 TO 29,999 POUNDS	62 942	59 132	1 805	1 393	527	72	12	(Z)	1	1	
30,000 TO 59,999 POUNDS	152 492	144 606	4 427	2 591	780	79	1	2	5	1	
60,000 TO 89,999 POUNDS	19 434	18 807	462	75	80	9	-	1	-	-	
90,000 POUNDS AND OVER SHIPMENT WEIGHT UNKNOWN	137 307	136 390	532	226	122	28	-	9	-	-	
SHIPMENT WEIGHT UNKNOWN	480 941	448 116	14 829	11 371	4 858	1 068	450	110	89	48	
100 TO 199 MILES	100 855	80 684	8 856	7 648	3 061	455	81	30	29	12	
UNDER 500 POUNDS	791	40	362	219	130	24	7	2	4	3	
500 TO 999 POUNDS	482	108	66	192	89	18	4	1	2	2	
1,000 TO 4,999 POUNDS	3 101	696	682	1 056	596	55	7	3	4	2	
5,000 TO 9,999 POUNDS	3 460	1 482	779	831	330	32	3	(Z)	-	-	
10,000 TO 19,999 POUNDS	5 919	3 051	1 211	1 196	391	54	5	3	1	1	
20,000 TO 29,999 POUNDS	5 636	3 757	874	654	326	22	3	(Z)	(Z)	(Z)	
30,000 TO 59,999 POUNDS	33 775	29 933	1 882	1 461	436	55	2	1	4	(Z)	
60,000 TO 89,999 POUNDS	3 589	3 395	86	95	12	(Z)	-	-	-	-	
90,000 POUNDS AND OVER SHIPMENT WEIGHT UNKNOWN	7 249	6 921	224	56	23	26	-	-	-	-	
SHIPMENT WEIGHT UNKNOWN	36 855	31 301	2 691	1 887	729	168	49	15	11	4	
200 TO 299 MILES	46 780	35 630	5 147	3 983	1 699	247	37	21	10	6	
UNDER 500 POUNDS	186	12	21	69	53	22	4	1	1	1	
500 TO 999 POUNDS	207	20	36	85	53	10	1	1	(Z)	(Z)	
1,000 TO 4,999 POUNDS	1 307	220	294	490	255	42	4	2	(Z)	(Z)	
5,000 TO 9,999 POUNDS	1 534	430	377	453	243	20	1	2	3	3	
10,000 TO 19,999 POUNDS	3 242	1 696	670	576	249	46	3	(Z)	1	-	
20,000 TO 29,999 POUNDS	2 396	1 269	599	356	147	23	1	(Z)	1	1	
30,000 TO 59,999 POUNDS	17 786	14 297	2 090	1 106	256	34	-	1	-	-	
60,000 TO 89,999 POUNDS	557	462	74	14	6	-	-	-	-	-	
90,000 POUNDS AND OVER SHIPMENT WEIGHT UNKNOWN	3 469	3 388	67	10	4	-	-	-	-	-	
SHIPMENT WEIGHT UNKNOWN	16 096	13 836	918	823	433	50	20	11	3	1	
300 TO 499 MILES	50 136	36 907	5 987	4 636	2 140	377	43	20	19	7	
UNDER 500 POUNDS	213	5	33	57	84	24	5	2	2	1	
500 TO 999 POUNDS	210	24	32	67	65	16	2	4	1	1	
1,000 TO 4,999 POUNDS	1 617	260	500	415	342	85	7	5	2	2	
5,000 TO 9,999 POUNDS	1 602	365	395	550	251	37	2	(Z)	1	(Z)	
10,000 TO 19,999 POUNDS	2 717	785	871	662	340	51	6	(Z)	2	(Z)	
20,000 TO 29,999 POUNDS	2 017	661	628	481	224	19	2	1	1	(Z)	
30,000 TO 59,999 POUNDS	16 106	12 616	2 072	1 084	311	18	4	-	1	1	
60,000 TO 89,999 POUNDS	655	506	103	42	3	(Z)	-	-	-	-	
90,000 POUNDS AND OVER SHIPMENT WEIGHT UNKNOWN	2 859	2 426	315	114	3	(Z)	-	-	-	-	
SHIPMENT WEIGHT UNKNOWN	22 140	19 259	1 038	1 164	517	128	16	8	9	2	
500 TO 999 MILES	23 807	12 576	4 380	3 978	2 174	531	86	43	32	6	
UNDER 500 POUNDS	209	3	15	46	96	33	6	5	5	1	
500 TO 999 POUNDS	205	11	41	50	78	20	2	1	1	(Z)	
1,000 TO 4,999 POUNDS	1 323	162	262	407	374	99	9	4	7	1	
5,000 TO 9,999 POUNDS	1 247	226	246	403	313	52	3	3	1	(Z)	
10,000 TO 19,999 POUNDS	2 054	466	487	673	315	99	10	1	2	(Z)	
20,000 TO 29,999 POUNDS	1 635	505	389	535	174	40	9	2	1	1	
30,000 TO 59,999 POUNDS	8 639	5 544	1 579	1 083	369	54	4	2	2	-	
60,000 TO 89,999 POUNDS	1 889	698	138	18	32	3	(Z)	-	-	-	
90,000 POUNDS AND OVER SHIPMENT WEIGHT UNKNOWN	2 462	2 358	63	41	(Z)	-	-	-	-	-	
SHIPMENT WEIGHT UNKNOWN	5 123	2 603	1 160	722	423	132	44	25	12	3	
1,000 TO 1,499 MILES	6 600	3 328	1 193	1 458	456	107	21	10	14	15	
UNDER 500 POUNDS	58	6	12	20	12	3	2	1	1	1	
500 TO 999 POUNDS	61	6	11	15	16	7	1	(Z)	4	(Z)	
1,000 TO 4,999 POUNDS	297	47	76	74	73	24	1	(Z)	1	(Z)	
5,000 TO 9,999 POUNDS	275	53	50	102	61	6	1	(Z)	1	(Z)	
10,000 TO 19,999 POUNDS	349	43	85	138	67	11	2	1	(Z)	2	
20,000 TO 29,999 POUNDS	305	59	74	112	47	9	1	2	1	-	
30,000 TO 59,999 POUNDS	2 318	1 005	391	875	34	4	7	-	2	-	
60,000 TO 89,999 POUNDS	31	23	2	4	2	-	-	-	-	-	
90,000 POUNDS AND OVER SHIPMENT WEIGHT UNKNOWN	1 720	1 583	131	7	-	-	-	-	-	-	
SHIPMENT WEIGHT UNKNOWN	1 186	507	368	118	136	32	5	4	3	12	



TABLE 8. SHIPMENTS BY MANUFACTURING ESTABLISHMENTS--MEANS OF TRANSPORT, WEIGHT, AND DISTANCE OF SHIPMENT BY VALUE PER POUND: 1977

MEANS OF TRANSPORT, WEIGHT, AND DISTANCE OF SHIPMENT	TOTAL TONS SHIPPED (THOUSANDS)	TONS (THOUSANDS) SHIPPED BY VALUE PER POUND									
		\$0.00 TO \$0.24	\$0.25 TO \$0.49	\$0.50 TO \$0.99	\$1.00 TO \$2.49	\$2.50 TO \$4.99	\$5.00 TO \$7.49	\$7.50 TO \$9.99	\$10.00 TO \$19.99	\$20.00 AND OVER	
1,500 MILES AND OVER . . . . .	2 604	1 207	345	468	451	94	17	9	11	2	
UNOER 500 POUNDS . . . . .	70	1	9	10	27	14	5	2	1	1	
500 TO 999 POUNDS . . . . .	46	2	2	13	16	9	1	1	1	(Z)	
1,000 TO 4,999 POUNDS . . . . .	248	8	34	71	111	18	4	(Z)	2	(Z)	
5,000 TO 9,999 POUNDS . . . . .	132	5	31	28	54	12	1	-	1	-	
10,000 TO 19,999 POUNDS . . . . .	209	61	18	59	49	19	1	-	4	(Z)	
20,000 TO 29,999 POUNDS . . . . .	173	33	22	75	40	3	(Z)	(Z)	(Z)	-	
30,000 TO 59,999 POUNDS . . . . .	993	711	88	118	60	11	1	3	(Z)	-	
60,000 TO 89,999 POUNDS . . . . .	104	94	7	3	-	-	-	-	-	-	
90,000 POUNDS AND OVER . . . . .	196	124	64	9	-	-	-	-	-	-	
SHIPMENT WEIGHT UNKNOWN . . . . .	432	169	70	81	94	8	4	3	3	1	
SHIPMENT OISTANCE UNKNOWN . . . . .	5 858	4 740	169	645	216	82	2	(Z)	4	(Z)	
UNDER 500 POUNDS . . . . .	3	(Z)	(Z)	2	(Z)	(Z)	-	(Z)	-	-	
500 TO 999 POUNDS . . . . .	1	-	-	-	(Z)	-	1	-	-	-	
1,000 TO 4,999 POUNDS . . . . .	3	(Z)	(Z)	1	2	(Z)	(Z)	-	-	-	
5,000 TO 9,999 POUNDS . . . . .	2	(Z)	(Z)	-	2	-	-	-	-	-	
10,000 TO 19,999 POUNDS . . . . .	2	-	2	-	-	-	-	-	-	-	
20,000 TO 29,999 POUNDS . . . . .	(Z)	-	(Z)	-	-	-	-	-	-	-	
30,000 TO 59,999 POUNDS . . . . .	14	14	-	-	-	-	-	-	-	-	
60,000 TO 89,999 POUNDS . . . . .	37	37	-	-	-	-	-	-	-	-	
90,000 POUNDS AND OVER . . . . .	998	998	-	-	-	-	-	-	-	-	
SHIPMENT WEIGHT UNKNOWN . . . . .	4 798	3 690	166	643	212	82	(Z)	-	4	(Z)	
AIR . . . . .	1 429	174	128	186	326	207	105	76	92	134	
UNDER 500 POUNDS . . . . .	401	6	8	25	95	61	50	40	45	69	
500 TO 999 POUNDS . . . . .	110	3	4	12	28	25	12	7	9	10	
1,000 TO 4,999 POUNDS . . . . .	261	23	31	41	61	46	24	14	9	11	
5,000 TO 9,999 POUNDS . . . . .	75	16	16	7	16	9	1	(Z)	4	5	
10,000 TO 19,999 POUNDS . . . . .	96	13	16	38	21	3	1	-	1	1	
20,000 TO 29,999 POUNDS . . . . .	57	8	24	17	6	-	(Z)	-	(Z)	-	
30,000 TO 59,999 POUNDS . . . . .	97	83	3	1	8	3	-	-	-	-	
60,000 TO 89,999 POUNDS . . . . .	9	-	2	-	6	(Z)	-	-	-	1	
90,000 POUNDS AND OVER . . . . .	8	6	3	-	-	-	-	-	-	-	
SHIPMENT WEIGHT UNKNOWN . . . . .	315	15	20	45	86	59	16	13	24	36	
UNOER 100 MILES . . . . .	142	75	1	12	15	10	7	5	5	13	
UNDER 500 POUNDS . . . . .	27	1	(Z)	2	7	2	4	2	2	6	
500 TO 999 POUNDS . . . . .	6	1	(Z)	(Z)	1	1	1	(Z)	(Z)	2	
1,000 TO 4,999 POUNDS . . . . .	17	1	-	3	6	4	(Z)	2	1	1	
5,000 TO 9,999 POUNDS . . . . .	17	13	-	(Z)	(Z)	(Z)	(Z)	-	(Z)	3	
10,000 TO 19,999 POUNDS . . . . .	3	1	-	-	-	1	(Z)	(Z)	(Z)	-	
20,000 TO 29,999 POUNDS . . . . .	10	8	-	2	-	-	(Z)	-	(Z)	-	
30,000 TO 59,999 POUNDS . . . . .	50	50	-	-	1	(Z)	-	-	-	-	
60,000 TO 89,999 POUNDS . . . . .	(Z)	-	-	-	-	(Z)	-	-	-	-	
SHIPMENT WEIGHT UNKNOWN . . . . .	11	(Z)	(Z)	5	1	2	1	1	1	1	
100 TO 199 MILES . . . . .	83	24	8	8	25	5	3	2	3	6	
UNDER 500 POUNDS . . . . .	29	(Z)	(Z)	1	20	1	1	1	1	2	
500 TO 999 POUNDS . . . . .	3	-	(Z)	1	1	(Z)	(Z)	(Z)	1	(Z)	
1,000 TO 4,999 POUNDS . . . . .	8	(Z)	1	1	3	1	1	1	(Z)	1	
5,000 TO 9,999 POUNDS . . . . .	(Z)	-	(Z)	-	-	-	-	-	-	(Z)	
30,000 TO 59,999 POUNDS . . . . .	20	20	-	-	-	-	-	-	-	-	
60,000 TO 89,999 POUNDS . . . . .	2	-	2	-	(Z)	-	-	-	-	-	
90,000 POUNDS AND OVER . . . . .	3	-	3	-	-	-	-	-	-	-	
SHIPMENT WEIGHT UNKNOWN . . . . .	17	4	1	6	1	1	1	(Z)	(Z)	2	
200 TO 299 MILES . . . . .	95	19	8	7	26	16	7	3	5	5	
UNDER 500 POUNDS . . . . .	20	(Z)	(Z)	1	4	5	3	1	3	2	
500 TO 999 POUNDS . . . . .	6	(Z)	(Z)	2	1	1	1	(Z)	(Z)	(Z)	
1,000 TO 4,999 POUNDS . . . . .	15	1	4	1	3	5	(Z)	(Z)	(Z)	(Z)	
5,000 TO 9,999 POUNDS . . . . .	4	-	3	(Z)	-	-	1	-	-	-	
10,000 TO 19,999 POUNDS . . . . .	7	-	(Z)	-	7	-	-	-	-	(Z)	
20,000 TO 29,999 POUNDS . . . . .	8	-	-	-	(Z)	-	-	-	-	-	
30,000 TO 59,999 POUNDS . . . . .	7	-	-	-	-	-	-	-	-	-	
60,000 TO 89,999 POUNDS . . . . .	6	6	-	-	-	-	-	-	-	-	
90,000 POUNDS AND OVER . . . . .	6	6	-	-	-	-	-	-	-	-	
SHIPMENT WEIGHT UNKNOWN . . . . .	28	5	(Z)	3	10	5	2	1	2	2	
300 TO 499 MILES . . . . .	167	15	16	28	33	23	15	16	9	12	
UNDER 500 POUNDS . . . . .	46	(Z)	1	3	8	7	6	9	4	7	
500 TO 999 POUNDS . . . . .	15	(Z)	(Z)	2	6	2	1	2	1	1	
1,000 TO 4,999 POUNDS . . . . .	47	(Z)	7	14	8	6	7	2	2	1	
5,000 TO 9,999 POUNDS . . . . .	11	1	2	1	6	1	(Z)	(Z)	(Z)	-	
10,000 TO 19,999 POUNDS . . . . .	16	12	1	-	2	(Z)	-	1	-	-	
20,000 TO 29,999 POUNDS . . . . .	1	-	-	1	-	-	-	-	-	-	
30,000 TO 59,999 POUNDS . . . . .	2	-	-	-	-	2	-	-	-	-	
60,000 TO 89,999 POUNDS . . . . .	1	-	-	-	-	(Z)	-	-	-	1	
SHIPMENT WEIGHT UNKNOWN . . . . .	27	2	5	6	4	4	2	1	2	2	
500 TO 999 MILES . . . . .	390	22	34	83	89	61	30	18	25	27	
UNOER 500 POUNDS . . . . .	111	1	3	8	25	17	9	3	13	16	
500 TO 999 POUNDS . . . . .	28	1	1	5	7	6	3	2	2	1	
1,000 TO 4,999 POUNDS . . . . .	72	13	16	9	13	10	4	5	2	1	
5,000 TO 9,999 POUNDS . . . . .	12	1	2	1	3	5	-	-	(Z)	(Z)	
10,000 TO 19,999 POUNDS . . . . .	50	1	2	38	8	1	(Z)	-	(Z)	(Z)	
20,000 TO 29,999 POUNDS . . . . .	22	(Z)	4	14	3	-	-	-	-	-	
30,000 TO 59,999 POUNDS . . . . .	12	6	3	1	2	-	-	-	-	-	
SHIPMENT WEIGHT UNKNOWN . . . . .	82	1	3	7	28	22	4	2	8	7	
1,000 TO 1,499 MILES . . . . .	162	12	5	15	49	20	13	8	16	24	
UNOER 500 POUNDS . . . . .	60	3	1	4	15	9	5	4	8	13	
500 TO 999 POUNDS . . . . .	18	(Z)	1	2	5	5	1	(Z)	1	3	
1,000 TO 4,999 POUNDS . . . . .	39	7	1	5	13	4	6	(Z)	2	2	
5,000 TO 9,999 POUNDS . . . . .	6	-	(Z)	5	(Z)	-	(Z)	-	1	-	
10,000 TO 19,999 POUNDS . . . . .	1	-	-	-	-	-	(Z)	(Z)	(Z)	(Z)	
20,000 TO 29,999 POUNDS . . . . .	3	-	-	3	3	-	-	-	-	-	
60,000 TO 89,999 POUNDS . . . . .	6	-	-	6	3	-	-	-	-	-	
SHIPMENT WEIGHT UNKNOWN . . . . .	29	3	3	1	7	3	1	4	3	5	
1,500 MILES AND OVER . . . . .	385	6	56	34	86	72	28	24	30	48	
UNOER 500 POUNDS . . . . .	107	1	2	6	16	21	11	13	14	22	

TABLE 8. SHIPMENTS BY MANUFACTURING ESTABLISHMENTS--MEANS OF TRANSPORT, WEIGHT, AND DISTANCE OF SHIPMENT BY VALUE PER POUND: 1977

MEANS OF TRANSPORT, WEIGHT, AND DISTANCE OF SHIPMENT	TOTAL TONS SHIPPED (THOUSANDS)	TONS (THOUSANDS) SHIPPED BY VALUE PER POUND									
		\$0.00 TO \$0.24	\$0.25 TO \$0.49	\$0.50 TO \$0.99	\$1.00 TO \$2.49	\$2.50 TO \$4.99	\$5.00 TO \$7.49	\$7.50 TO \$9.99	\$10.00 TO \$19.99	\$20.00 AND OVER	
500 TO 999 POUNDS . . . . .	33	1	1	2	8	8	5	3	3	3	
1,000 TO 4,999 POUNDS . . . . .	63	1	4	2	9	15	7	3	2	5	
5,000 TO 9,999 POUNDS . . . . .	23	2	8	(Z)	7	3	(Z)	-	2	2	
10,000 TO 19,999 POUNDS . . . . .	19	-	13	-	3	1	-	-	-	1	
20,000 TO 29,999 POUNDS . . . . .	20	-	20	-	(Z)	-	-	-	-	-	
30,000 TO 59,999 POUNDS . . . . .	4	-	-	-	4	-	-	-	-	-	
SHIPMENT WEIGHT UNKNOWN . . . . .	115	2	8	17	33	23	5	4	8	16	
SHIPMENT DISTANCE UNKNOWN	5	(Z)	-	(Z)	4	(Z)	1	(Z)	(Z)	1	
UNDER 500 POUNDS . . . . .	(Z)	-	-	-	-	(Z)	-	(Z)	(Z)	(Z)	
500 TO 999 POUNDS . . . . .	(Z)	-	-	-	-	-	-	-	-	(Z)	
1,000 TO 4,999 POUNDS . . . . .	(Z)	-	-	(Z)	-	-	-	-	-	-	
SHIPMENT WEIGHT UNKNOWN . . . . .	5	(Z)	-	(Z)	3	(Z)	1	(Z)	(Z)	(Z)	
WATER	292 817	288 876	2 633	442	716	116	22	5	2	5	
UNDER 500 POUNDS . . . . .	16	(Z)	(Z)	2	10	2	1	(Z)	(Z)	(Z)	
500 TO 999 POUNDS . . . . .	18	5	1	3	5	3	(Z)	(Z)	(Z)	(Z)	
1,000 TO 4,999 POUNDS . . . . .	116	18	25	18	35	13	4	2	1	1	
5,000 TO 9,999 POUNDS . . . . .	129	36	51	21	9	7	5	(Z)	(Z)	-	
10,000 TO 19,999 POUNDS . . . . .	193	74	45	27	35	10	2	(Z)	-	-	
20,000 TO 29,999 POUNDS . . . . .	189	64	23	36	56	8	1	-	-	1	
30,000 TO 59,999 POUNDS . . . . .	1 284	868	150	57	197	11	2	-	(Z)	(Z)	
60,000 TO 89,999 POUNDS . . . . .	352	234	83	15	4	1	-	-	-	-	
90,000 POUNDS AND OVER . . . . .	207 863	206 921	776	68	87	11	-	-	-	-	
SHIPMENT WEIGHT UNKNOWN . . . . .	82 657	80 656	1 479	196	267	49	6	2	1	3	
UNDER 100 MILES . . . . .	110 713	109 336	970	102	273	18	10	1	(Z)	3	
UNDER 500 POUNDS . . . . .	4	(Z)	(Z)	1	3	(Z)	(Z)	(Z)	(Z)	(Z)	
500 TO 999 POUNDS . . . . .	4	(Z)	(Z)	(Z)	1	2	(Z)	(Z)	(Z)	(Z)	
1,000 TO 4,999 POUNDS . . . . .	28	4	8	3	8	3	2	(Z)	(Z)	(Z)	
5,000 TO 9,999 POUNDS . . . . .	43	4	27	3	4	1	4	(Z)	(Z)	(Z)	
10,000 TO 19,999 POUNDS . . . . .	42	14	11	5	8	3	(Z)	(Z)	-	-	
20,000 TO 29,999 POUNDS . . . . .	34	16	7	9	1	(Z)	(Z)	-	-	1	
30,000 TO 59,999 POUNDS . . . . .	172	131	21	3	14	2	1	-	-	(Z)	
60,000 TO 89,999 POUNDS . . . . .	108	78	14	-	11	4	-	-	-	-	
90,000 POUNDS AND OVER . . . . .	83 154	83 003	120	11	20	-	-	-	-	-	
SHIPMENT WEIGHT UNKNOWN . . . . .	27 124	26 085	761	67	203	4	2	(Z)	-	1	
100 TO 199 MILES . . . . .	35 797	35 651	24	99	14	5	3	1	(Z)	(Z)	
UNDER 500 POUNDS . . . . .	1	-	(Z)	(Z)	(Z)	(Z)	(Z)	(Z)	(Z)	(Z)	
500 TO 999 POUNDS . . . . .	1	(Z)	(Z)	(Z)	(Z)	(Z)	-	(Z)	-	-	
1,000 TO 4,999 POUNDS . . . . .	10	-	1	3	4	(Z)	1	(Z)	-	-	
5,000 TO 9,999 POUNDS . . . . .	1	-	-	-	1	(Z)	(Z)	-	-	-	
10,000 TO 19,999 POUNDS . . . . .	7	1	1	2	1	1	1	-	-	-	
20,000 TO 29,999 POUNDS . . . . .	3	-	(Z)	-	2	(Z)	-	-	-	-	
30,000 TO 59,999 POUNDS . . . . .	35	17	18	-	(Z)	(Z)	-	-	-	-	
60,000 TO 89,999 POUNDS . . . . .	46	46	-	-	-	-	-	-	-	-	
90,000 POUNDS AND OVER . . . . .	28 835	28 833	2	-	-	-	-	-	-	-	
SHIPMENT WEIGHT UNKNOWN . . . . .	6 856	6 754	-	93	5	3	1	(Z)	-	-	
200 TO 299 MILES . . . . .	27 410	27 328	38	10	27	7	(Z)	(Z)	(Z)	(Z)	
UNDER 500 POUNDS . . . . .	1	-	(Z)	(Z)	(Z)	(Z)	(Z)	(Z)	(Z)	(Z)	
500 TO 999 POUNDS . . . . .	1	-	-	(Z)	(Z)	(Z)	(Z)	(Z)	(Z)	(Z)	
1,000 TO 4,999 POUNDS . . . . .	7	3	2	1	1	(Z)	(Z)	(Z)	(Z)	-	
5,000 TO 9,999 POUNDS . . . . .	5	(Z)	1	1	2	1	(Z)	(Z)	(Z)	-	
10,000 TO 19,999 POUNDS . . . . .	18	15	-	(Z)	1	-	-	(Z)	-	-	
20,000 TO 29,999 POUNDS . . . . .	6	-	-	-	6	(Z)	-	-	-	-	
30,000 TO 59,999 POUNDS . . . . .	129	114	4	1	9	1	-	-	-	-	
60,000 TO 89,999 POUNDS . . . . .	33	24	-	7	3	-	-	-	-	-	
90,000 POUNDS AND OVER . . . . .	23 017	23 012	-	-	4	-	-	-	-	-	
SHIPMENT WEIGHT UNKNOWN . . . . .	4 194	4 160	30	(Z)	1	3	-	-	-	-	
300 TO 499 MILES . . . . .	19 686	19 312	331	7	31	3	2	(Z)	(Z)	(Z)	
UNDER 500 POUNDS . . . . .	(Z)	-	-	(Z)	-	(Z)	(Z)	(Z)	(Z)	(Z)	
500 TO 999 POUNDS . . . . .	1	-	-	1	-	-	-	(Z)	-	(Z)	
1,000 TO 4,999 POUNDS . . . . .	2	(Z)	-	1	1	-	-	-	-	(Z)	
5,000 TO 9,999 POUNDS . . . . .	13	9	-	1	3	(Z)	-	-	-	-	
10,000 TO 19,999 POUNDS . . . . .	19	9	-	2	7	-	1	-	-	-	
20,000 TO 29,999 POUNDS . . . . .	26	20	-	2	4	-	(Z)	-	-	-	
30,000 TO 59,999 POUNDS . . . . .	74	62	8	1	2	-	-	-	-	-	
60,000 TO 89,999 POUNDS . . . . .	22	22	-	-	-	-	-	-	-	-	
90,000 POUNDS AND OVER . . . . .	11 321	11 112	197	-	12	-	-	-	-	-	
SHIPMENT WEIGHT UNKNOWN . . . . .	8 207	8 077	126	(Z)	4	(Z)	(Z)	-	-	(Z)	
500 TO 999 MILES . . . . .	49 246	48 966	73	33	130	36	5	2	1	(Z)	
UNDER 500 POUNDS . . . . .	(Z)	-	-	(Z)	(Z)	(Z)	(Z)	(Z)	(Z)	(Z)	
500 TO 999 POUNDS . . . . .	(Z)	-	-	(Z)	(Z)	(Z)	(Z)	(Z)	(Z)	(Z)	
1,000 TO 4,999 POUNDS . . . . .	13	(Z)	1	2	5	1	1	1	1	(Z)	
5,000 TO 9,999 POUNDS . . . . .	6	1	4	-	(Z)	(Z)	1	-	-	-	
10,000 TO 19,999 POUNDS . . . . .	19	2	2	3	8	4	-	-	-	-	
20,000 TO 29,999 POUNDS . . . . .	46	12	-	9	25	(Z)	-	-	-	-	
30,000 TO 59,999 POUNDS . . . . .	129	56	2	16	50	4	(Z)	-	-	-	
60,000 TO 89,999 POUNDS . . . . .	25	24	-	2	-	-	-	-	-	-	
90,000 POUNDS AND OVER . . . . .	26 572	26 500	61	-	11	-	-	-	-	-	
SHIPMENT WEIGHT UNKNOWN . . . . .	22 435	22 372	4	(Z)	34	22	3	(Z)	1	(Z)	
1,000 TO 1,499 MILES . . . . .	36 514	35 655	654	74	93	36	(Z)	1	-	(Z)	
UNDER 500 POUNDS . . . . .	1	-	-	(Z)	1	-	(Z)	-	-	(Z)	
500 TO 999 POUNDS . . . . .	1	-	-	(Z)	(Z)	(Z)	(Z)	-	-	(Z)	
1,000 TO 4,999 POUNDS . . . . .	5	(Z)	-	2	2	(Z)	(Z)	(Z)	-	-	
5,000 TO 9,999 POUNDS . . . . .	7	(Z)	(Z)	6	(Z)	(Z)	(Z)	-	-	-	
10,000 TO 19,999 POUNDS . . . . .	23	17	1	(Z)	3	1	-	-	-	-	
20,000 TO 29,999 POUNDS . . . . .	26	-	1	7	11	7	-	-	-	-	
30,000 TO 59,999 POUNDS . . . . .	226	130	24	8	60	4	-	-	-	-	
60,000 TO 89,999 POUNDS . . . . .	17	16	-	1	-	-	-	-	-	-	
90,000 POUNDS AND OVER . . . . .	26 707	26 526	114	40	15	11	-	-	-	-	
SHIPMENT WEIGHT UNKNOWN . . . . .	9 501	8 966	513	8	(Z)	13	-	1	-	(Z)	
1,500 MILES AND OVER . . . . .	13 390	12 571	542	113	148	10	2	1	(Z)	2	
UNDER 500 POUNDS . . . . .	9	(Z)	(Z)	1	5	1	(Z)	(Z)	(Z)	(Z)	
500 TO 999 POUNDS . . . . .	10	5	1	2	2	(Z)	-	-	(Z)	-	

TABLE 8. SHIPMENTS BY MANUFACTURING ESTABLISHMENTS--MEANS OF TRANSPORT, WEIGHT, AND DISTANCE OF SHIPMENT BY VALUE PER POUND: 1977

MEANS OF TRANSPORT, WEIGHT, AND DISTANCE OF SHIPMENT	TOTAL TONS SHIPPED (THOUSANDS)	TONS (THOUSANDS) SHIPPED BY VALUE PER POUND									
		\$0.00 TO \$0.24	\$0.25 TO \$0.49	\$0.50 TO \$0.99	\$1.00 TO \$2.49	\$2.50 TO \$4.99	\$5.00 TO \$9.99	\$7.50 TO \$19.99	\$10.00 TO \$19.99	\$20.00 AND OVER	
1,000 TO 4,999 POUNDS . . . . .	51	11	13	5	18	4	(Z)	(Z)	-	(Z)	
5,000 TO 9,999 POUNDS . . . . .	53	22	18	9	3	1	(Z)	-	-	-	
10,000 TO 19,999 POUNDS . . . . .	65	15	30	13	6	-	(Z)	(Z)	-	-	
20,000 TO 29,999 POUNDS . . . . .	47	16	15	10	6	(Z)	(Z)	-	-	-	
30,000 TO 59,999 POUNDS . . . . .	519	358	72	27	61	-	(Z)	-	(Z)	-	
60,000 TO 89,999 POUNDS . . . . .	100	23	69	6	1	-	1	-	-	-	
90,000 POUNDS AND OVER . . . . .	8 257	7 934	281	16	25	-	-	-	-	-	
SHIPMENT WEIGHT UNKNOWN . . . . .	4 279	4 187	44	24	20	3	-	-	-	2	
SHIPMENT DISTANCE UNKNOWN . . . . .	61	56	1	4	(Z)	(Z)	-	-	-	-	
UNDER 500 POUNDS . . . . .	(Z)	-	-	-	(Z)	(Z)	-	-	-	-	
1,000 TO 4,999 POUNDS . . . . .	(Z)	-	-	-	(Z)	(Z)	-	-	-	-	
5,000 TO 9,999 POUNDS . . . . .	(Z)	-	(Z)	-	-	-	-	-	-	-	
90,000 POUNDS AND OVER . . . . .	1	1	-	-	-	-	-	-	-	-	
SHIPMENT WEIGHT UNKNOWN . . . . .	60	55	(Z)	4	-	(Z)	-	-	-	-	
PIPELINE . . . . .	464 817	462 265	183	2 312	14	38	-	-	2	5	
UNDER 500 POUNDS . . . . .	(Z)	-	-	-	-	(Z)	-	-	-	-	
500 TO 999 POUNDS . . . . .	(Z)	-	-	-	-	-	-	-	-	(Z)	
1,000 TO 4,999 POUNDS . . . . .	(Z)	(Z)	-	-	-	-	-	-	-	-	
5,000 TO 9,999 POUNDS . . . . .	115	115	-	-	-	1	-	-	-	-	
10,000 TO 19,999 POUNDS . . . . .	259	257	-	-	1	1	-	-	-	-	
20,000 TO 29,999 POUNDS . . . . .	575	573	2	-	-	-	-	-	-	-	
30,000 TO 59,999 POUNDS . . . . .	3 540	3 533	3	3	-	-	-	-	2	-	
60,000 TO 89,999 POUNDS . . . . .	14 989	14 989	-	-	-	-	-	-	-	-	
90,000 POUNDS AND OVER . . . . .	171 520	171 418	23	42	-	37	-	-	-	-	
SHIPMENT WEIGHT UNKNOWN . . . . .	273 819	271 381	154	2 266	12	-	-	-	-	5	
UNDER 100 MILES . . . . .	306 482	305 003	26	1 435	12	(Z)	-	-	2	4	
UNDER 500 POUNDS . . . . .	(Z)	-	-	-	(Z)	(Z)	-	-	-	-	
500 TO 999 POUNDS . . . . .	(Z)	-	-	-	-	-	-	-	-	(Z)	
1,000 TO 4,999 POUNDS . . . . .	(Z)	(Z)	-	-	-	-	-	-	-	-	
5,000 TO 9,999 POUNDS . . . . .	6	6	-	-	-	-	-	-	-	-	
10,000 TO 19,999 POUNDS . . . . .	6	6	-	-	-	-	-	-	-	-	
20,000 TO 29,999 POUNDS . . . . .	23	20	2	-	-	-	-	-	-	-	
30,000 TO 59,999 POUNDS . . . . .	69	61	3	3	-	-	-	-	2	-	
60,000 TO 89,999 POUNDS . . . . .	2 364	2 364	-	-	-	-	-	-	-	-	
90,000 POUNDS AND OVER . . . . .	111 484	111 430	12	42	-	37	-	-	-	-	
SHIPMENT WEIGHT UNKNOWN . . . . .	192 531	191 116	9	1 390	12	-	-	-	-	4	
100 TO 199 MILES . . . . .	39 890	39 585	23	282	-	-	-	-	-	-	
30,000 TO 59,999 POUNDS . . . . .	84	84	-	-	-	-	-	-	-	-	
60,000 TO 89,999 POUNDS . . . . .	1 480	1 480	-	-	-	-	-	-	-	-	
90,000 POUNDS AND OVER . . . . .	14 181	14 181	-	-	-	-	-	-	-	-	
SHIPMENT WEIGHT UNKNOWN . . . . .	24 145	23 840	23	282	-	-	-	-	-	-	
200 TO 299 MILES . . . . .	50 501	50 117	116	266	-	-	-	-	-	1	
30,000 TO 59,999 POUNDS . . . . .	924	924	-	-	-	-	-	-	-	-	
60,000 TO 89,999 POUNDS . . . . .	2 262	2 262	-	-	-	-	-	-	-	-	
90,000 POUNDS AND OVER . . . . .	15 986	15 986	-	-	-	-	-	-	-	-	
SHIPMENT WEIGHT UNKNOWN . . . . .	31 330	30 946	116	266	-	-	-	-	-	1	
300 TO 499 MILES . . . . .	32 102	31 767	6	329	-	1	-	-	-	-	
5,000 TO 9,999 POUNDS . . . . .	105	105	-	-	-	-	-	-	-	-	
10,000 TO 19,999 POUNDS . . . . .	8	7	-	-	-	1	-	-	-	-	
20,000 TO 29,999 POUNDS . . . . .	553	553	-	-	-	-	-	-	-	-	
30,000 TO 59,999 POUNDS . . . . .	2 153	2 153	-	-	-	-	-	-	-	-	
60,000 TO 89,999 POUNDS . . . . .	4 990	4 990	-	-	-	-	-	-	-	-	
90,000 POUNDS AND OVER . . . . .	12 734	12 734	-	-	-	-	-	-	-	-	
SHIPMENT WEIGHT UNKNOWN . . . . .	11 560	11 225	6	329	-	-	-	-	-	-	
500 TO 999 MILES . . . . .	26 170	26 149	11	-	1	8	-	-	-	-	
5,000 TO 9,999 POUNDS . . . . .	4	4	-	-	-	1	-	-	-	-	
10,000 TO 19,999 POUNDS . . . . .	239	238	-	-	1	-	-	-	-	-	
30,000 TO 59,999 POUNDS . . . . .	72	72	-	-	-	-	-	-	-	-	
60,000 TO 89,999 POUNDS . . . . .	3 824	3 824	-	-	-	-	-	-	-	-	
90,000 POUNDS AND OVER . . . . .	12 135	12 116	11	-	-	8	-	-	-	-	
SHIPMENT WEIGHT UNKNOWN . . . . .	9 896	9 896	-	-	-	-	-	-	-	-	
1,000 TO 1,499 MILES . . . . .	5 385	5 356	-	-	-	29	-	-	-	-	
10,000 TO 19,999 POUNDS . . . . .	6	6	-	-	-	-	-	-	-	-	
30,000 TO 59,999 POUNDS . . . . .	239	239	-	-	-	-	-	-	-	-	
60,000 TO 89,999 POUNDS . . . . .	69	69	-	-	-	-	-	-	-	-	
90,000 POUNDS AND OVER . . . . .	1 619	1 591	-	-	-	29	-	-	-	-	
SHIPMENT WEIGHT UNKNOWN . . . . .	3 451	3 451	-	-	-	-	-	-	-	-	
1,500 MILES AND OVER . . . . .	3 382	3 382	-	-	-	-	-	-	-	-	
90,000 POUNDS AND OVER . . . . .	3 382	3 382	-	-	-	-	-	-	-	-	
SHIPMENT WEIGHT UNKNOWN . . . . .	1	1	-	-	-	-	-	-	-	-	
SHIPMENT DISTANCE UNKNOWN . . . . .	906	906	-	-	-	-	-	-	-	-	
SHIPMENT WEIGHT UNKNOWN . . . . .	906	906	-	-	-	-	-	-	-	-	
PARCEL DELIVERY . . . . .	2 615	98	125	218	544	687	310	199	270	164	
UNDER 500 POUNDS . . . . .	1 547	34	30	88	309	450	215	123	179	119	
500 TO 999 POUNDS . . . . .	31	4	3	3	8	10	1	(Z)	(Z)	2	
1,000 TO 4,999 POUNDS . . . . .	67	7	13	13	8	7	7	(Z)	(Z)	1	
5,000 TO 9,999 POUNDS . . . . .	43	(Z)	11	(Z)	31	(Z)	-	-	-	-	
10,000 TO 19,999 POUNDS . . . . .	66	24	35	6	1	1	-	-	(Z)	-	
20,000 TO 29,999 POUNDS . . . . .	3	2	-	-	(Z)	(Z)	-	(Z)	-	-	
30,000 TO 59,999 POUNDS . . . . .	17	16	-	(Z)	-	(Z)	1	-	-	-	
60,000 TO 89,999 POUNDS . . . . .	1	(Z)	-	-	-	-	-	(Z)	-	-	
90,000 POUNDS AND OVER . . . . .	3	-	1	-	-	1	-	-	2	-	
SHIPMENT WEIGHT UNKNOWN . . . . .	838	11	34	108	177	217	87	75	89	41	
UNDER 100 MILES . . . . .	571	30	26	58	142	168	44	25	54	25	
UNDER 500 POUNDS . . . . .	297	2	6	26	58	117	28	17	26	17	
500 TO 999 POUNDS . . . . .	6	2	2	1	1	1	-	-	(Z)	-	
1,000 TO 4,999 POUNDS . . . . .	25	2	4	7	9	2	1	(Z)	(Z)	(Z)	
5,000 TO 9,999 POUNDS . . . . .	40	-	10	-	30	-	-	-	-	-	
10,000 TO 19,999 POUNDS . . . . .	27	22	-	6	-	-	-	-	-	-	



TABLE 8. SHIPMENTS BY MANUFACTURING ESTABLISHMENTS--MEANS OF TRANSPORT, WEIGHT, AND DISTANCE OF SHIPMENT BY VALUE PER POUND: 1977

MEANS OF TRANSPORT, WEIGHT, AND DISTANCE OF SHIPMENT	TOTAL TONS SHIPPED (THOUSANDS)	TONS (THOUSANDS) SHIPPED BY VALUE PER POUND									
		\$0.00 TO \$0.24	\$0.25 TO \$0.49	\$0.50 TO \$0.99	\$1.00 TO \$2.49	\$2.50 TO \$4.99	\$5.00 TO \$7.49	\$7.50 TO \$9.99	\$10.00 TO \$19.99	\$20.00 AND OVER	
20,000 TO 29,999 POUNDS SHIPMENT WEIGHT UNKNOWN	(Z) 175	(Z) 3	- 4	- 17	- 44	- 48	- 15	- 8	- 28	- 8	- 8
100 TO 199 MILES.	243	20	8	14	52	60	28	23	23	15	
UNDER 500 POUNDS.	161	10	2	10	37	44	20	11	16	11	
500 TO 999 POUNDS.	2	(Z)	(Z)	(Z)	1	1	-	-	-	(Z)	
1,000 TO 4,999 POUNDS.	10	1	6	1	1	(Z)	(Z)	-	-	-	
5,000 TO 9,999 POUNDS.	(Z)	-	-	(Z)	-	-	-	-	-	-	
10,000 TO 19,999 POUNDS.	(Z)	-	(Z)	-	-	-	-	-	(Z)	-	
30,000 TO 59,999 POUNDS.	8	8	-	(Z)	-	-	-	-	-	-	
SHIPMENT WEIGHT UNKNOWN	62	1	(Z)	2	13	15	8	11	7	4	
200 TO 299 MILES.	197	3	9	11	44	52	26	15	24	13	
UNDER 500 POUNDS.	138	3	4	9	33	39	17	11	14	9	
500 TO 999 POUNDS.	2	-	1	(Z)	1	(Z)	(Z)	-	-	-	
1,000 TO 4,999 POUNDS.	3	(Z)	(Z)	(Z)	(Z)	-	2	-	-	-	
5,000 TO 9,999 POUNDS.	(Z)	-	-	-	-	(Z)	-	-	-	-	
10,000 TO 19,999 POUNDS.	1	-	-	-	1	-	-	-	-	-	
20,000 TO 29,999 POUNDS.	(Z)	-	-	-	-	(Z)	-	-	-	-	
SHIPMENT WEIGHT UNKNOWN	53	1	5	2	9	13	6	4	10	4	
300 TO 499 MILES.	325	7	22	14	72	84	47	23	36	20	
UNDER 500 POUNDS.	230	4	6	12	52	63	37	16	27	14	
500 TO 999 POUNDS.	2	(Z)	(Z)	(Z)	1	(Z)	-	(Z)	(Z)	1	
1,000 TO 4,999 POUNDS.	4	(Z)	1	1	1	1	(Z)	(Z)	-	-	
5,000 TO 9,999 POUNDS.	(Z)	-	-	-	(Z)	(Z)	-	-	-	-	
10,000 TO 19,999 POUNDS.	1	-	-	-	-	1	-	-	-	-	
30,000 TO 59,999 POUNDS.	1	-	-	-	-	(Z)	1	-	-	-	
90,000 POUNDS AND OVER	1	-	-	-	-	-	-	-	1	-	
SHIPMENT WEIGHT UNKNOWN	85	3	15	2	18	18	9	6	8	6	
500 TO 999 MILES.	585	31	19	28	111	166	87	43	64	38	
UNDER 500 POUNDS.	395	12	10	20	71	105	66	32	49	29	
500 TO 999 POUNDS.	8	(Z)	(Z)	1	2	3	(Z)	-	(Z)	1	
1,000 TO 4,999 POUNDS.	14	4	2	1	4	3	(Z)	(Z)	(Z)	-	
5,000 TO 9,999 POUNDS.	2	-	1	-	1	(Z)	-	-	-	-	
10,000 TO 19,999 POUNDS.	2	2	-	(Z)	(Z)	-	-	-	-	-	
20,000 TO 29,999 POUNDS.	2	2	-	(Z)	-	-	(Z)	-	-	-	
30,000 TO 59,999 POUNDS.	8	8	-	-	-	-	-	-	-	-	
60,000 TO 89,999 POUNDS.	1	(Z)	-	-	-	-	-	(Z)	-	-	
90,000 POUNDS AND OVER	2	-	1	-	-	1	-	-	1	-	
SHIPMENT WEIGHT UNKNOWN	151	2	6	5	32	54	20	10	13	8	
1,000 TO 1,499 MILES.	232	3	37	8	36	60	28	15	25	20	
UNDER 500 POUNDS.	142	3	2	5	26	39	21	11	19	16	
500 TO 999 POUNDS.	4	-	(Z)	1	3	(Z)	-	(Z)	(Z)	(Z)	
1,000 TO 4,999 POUNDS.	3	-	-	1	(Z)	1	-	-	-	-	
5,000 TO 9,999 POUNDS.	1	(Z)	-	-	(Z)	(Z)	-	-	-	-	
10,000 TO 19,999 POUNDS.	34	-	34	-	(Z)	-	-	-	-	-	
SHIPMENT WEIGHT UNKNOWN	47	(Z)	1	2	9	16	6	3	6	4	
1,500 MILES AND OVER.	266	3	2	8	53	66	39	27	38	31	
UNDER 500 POUNDS.	183	1	1	6	31	42	26	23	29	23	
500 TO 999 POUNDS.	6	1	(Z)	1	2	2	-	-	-	1	
1,000 TO 4,999 POUNDS.	3	(Z)	(Z)	1	(Z)	(Z)	1	-	-	1	
SHIPMENT WEIGHT UNKNOWN	74	(Z)	1	(Z)	20	22	12	3	9	5	
SHIPMENT DISTANCE UNKNOWN	197	-	2	78	35	32	11	29	8	3	
UNDER 500 POUNDS.	1	-	-	(Z)	1	(Z)	(Z)	(Z)	(Z)	(Z)	
500 TO 999 POUNDS.	1	-	-	-	1	-	-	-	-	-	
1,000 TO 4,999 POUNDS.	4	-	-	2	-	-	1	-	-	-	
SHIPMENT WEIGHT UNKNOWN	191	-	2	78	31	32	10	29	8	3	
OTHER AND UNKNOWN	110 750	91 100	7 824	3 765	5 738	1 809	188	141	85	99	
UNDER 500 POUNDS.	318	25	12	39	134	53	19	13	11	12	
500 TO 999 POUNDS.	83	3	18	3	19	22	5	3	3	1	
1,000 TO 4,999 POUNDS.	248	9	40	69	68	42	4	4	6	6	
5,000 TO 9,999 POUNDS.	435	30	36	109	222	34	(Z)	-	-	(Z)	
10,000 TO 19,999 POUNDS.	658	91	64	106	345	33	7	3	7	2	
20,000 TO 29,999 POUNDS.	284	85	67	69	44	17	(Z)	1	-	(Z)	
30,000 TO 59,999 POUNDS.	676	138	109	303	108	17	2	-	-	-	
60,000 TO 89,999 POUNDS.	20	9	5	4	-	(Z)	2	-	-	-	
90,000 POUNDS AND OVER	3 415	3 295	82	31	6	-	1	-	-	-	
SHIPMENT WEIGHT UNKNOWN	104 613	87 415	7 391	3 027	4 792	1 590	144	117	58	79	
UNDER 100 MILES.	18 832	13 710	2 260	939	1 525	294	54	11	22	18	
UNDER 500 POUNDS.	130	24	4	31	41	10	9	4	3	4	
500 TO 999 POUNDS.	15	1	2	2	2	4	1	2	1	(Z)	
1,000 TO 4,999 POUNDS.	65	7	11	19	11	8	3	(Z)	5	1	
5,000 TO 9,999 POUNDS.	147	13	21	29	56	27	2	-	-	(Z)	
10,000 TO 19,999 POUNDS.	245	82	35	38	71	19	1	(Z)	(Z)	-	
20,000 TO 29,999 POUNDS.	71	55	4	1	8	2	-	-	-	-	
30,000 TO 59,999 POUNDS.	165	43	8	90	24	-	-	-	-	-	
60,000 TO 89,999 POUNDS.	6	3	3	-	-	-	-	-	-	-	
90,000 POUNDS AND OVER	2 968	2 875	78	14	1	-	-	-	-	-	
SHIPMENT WEIGHT UNKNOWN	15 020	10 607	2 095	715	1 311	225	40	3	12	12	
100 TO 199 MILES.	459	210	36	85	95	25	2	1	2	2	
UNDER 500 POUNDS.	37	(Z)	(Z)	1	29	3	1	1	1	1	
500 TO 999 POUNDS.	7	(Z)	1	(Z)	(Z)	5	(Z)	-	(Z)	-	
1,000 TO 4,999 POUNDS.	16	1	3	(Z)	4	4	(Z)	(Z)	-	1	
5,000 TO 9,999 POUNDS.	40	1	1	21	17	-	(Z)	-	-	-	
10,000 TO 19,999 POUNDS.	22	5	2	(Z)	13	1	(Z)	(Z)	(Z)	-	
20,000 TO 29,999 POUNDS.	42	5	14	18	4	(Z)	(Z)	-	-	-	
30,000 TO 59,999 POUNDS.	51	12	16	22	(Z)	(Z)	-	-	-	-	
90,000 POUNDS AND OVER	185	178	-	7	-	-	-	-	-	-	
SHIPMENT WEIGHT UNKNOWN	59	7	(Z)	11	28	11	(Z)	(Z)	(Z)	1	
200 TO 299 MILES.	451	143	79	78	116	15	7	3	7	3	
UNDER 500 POUNDS.	9	(Z)	(Z)	(Z)	4	3	(Z)	(Z)	(Z)	1	
500 TO 999 POUNDS.	3	1	-	(Z)	1	(Z)	(Z)	(Z)	(Z)	(Z)	

TABLE 8. SHIPMENTS BY MANUFACTURING ESTABLISHMENTS--MEANS OF TRANSPORT, WEIGHT, AND DISTANCE OF SHIPMENT BY VALUE PER POUND: 1977

MEANS OF TRANSPORT, WEIGHT, AND DISTANCE OF SHIPMENT	TOTAL TONS SHIPPED (THOUSANDS)	TONS (THOUSANDS) SHIPPED BY VALUE PER POUND									
		\$0.00 TO \$0.24	\$0.25 TO \$0.49	\$0.50 TO \$0.99	\$1.00 TO \$2.49	\$2.50 TO \$4.99	\$5.00 TO \$7.49	\$7.50 TO \$9.99	\$10.00 TO \$19.99	\$20.00 AND OVER	
1,000 TO 4,999 POUNDS . . . . .	17	(Z)	1	5	4	2	1	2	(Z)	1	
5,000 TO 9,999 POUNDS . . . . .	51	15	2	5	24	4	1	(Z)	-	-	
10,000 TO 19,999 POUNDS . . . . .	73	(Z)	12	7	43	-	4	-	6	(Z)	
20,000 TO 29,999 POUNDS . . . . .	24	5	8	4	6	1	-	-	-	-	
30,000 TO 59,999 POUNDS . . . . .	122	29	37	48	8	-	-	-	-	-	
60,000 TO 89,999 POUNDS . . . . .	(Z)	-	-	(Z)	-	(Z)	-	-	-	-	
90,000 POUNDS AND OVER . . . . .	94	90	-	3	1	-	-	-	-	-	
SHIPMENT WEIGHT UNKNOWN . . . . .	58	3	18	6	25	4	(Z)	(Z)	1	(Z)	
300 TO 499 MILES. . . . .	711	59	31	164	382	70	1	(Z)	1	4	
UNOER 500 POUNDS. . . . .	15	(Z)	2	1	5	3	1	(Z)	1	2	
500 TO 999 POUNDS . . . . .	3	(Z)	(Z)	(Z)	1	1	-	(Z)	-	(Z)	
1,000 TO 4,999 POUNDS . . . . .	23	-	7	9	5	1	-	(Z)	-	1	
5,000 TO 9,999 POUNDS . . . . .	57	1	5	11	39	(Z)	-	-	-	-	
10,000 TO 19,999 POUNDS . . . . .	64	-	5	24	34	1	-	-	-	1	
20,000 TO 29,999 POUNDS . . . . .	74	5	12	38	7	12	-	-	-	(Z)	
30,000 TO 59,999 POUNDS . . . . .	160	30	-	65	64	(Z)	-	-	-	-	
60,000 TO 89,999 POUNDS . . . . .	12	10	-	1	1	-	-	-	-	-	
90,000 POUNDS AND OVER . . . . .	12	10	-	1	1	-	-	-	-	-	
SHIPMENT WEIGHT UNKNOWN . . . . .	304	12	(Z)	14	225	52	(Z)	(Z)	(Z)	1	
500 TO 999 MILES. . . . .	612	143	66	93	235	51	8	8	5	4	
UNOER 500 POUNDS. . . . .	39	(Z)	1	4	11	10	2	5	4	2	
500 TO 999 POUNDS . . . . .	16	1	1	3	4	5	2	(Z)	(Z)	(Z)	
1,000 TO 4,999 POUNDS . . . . .	44	1	4	11	15	11	(Z)	(Z)	(Z)	(Z)	
5,000 TO 9,999 POUNDS . . . . .	80	-	2	24	53	(Z)	-	-	-	-	
10,000 TO 19,999 POUNDS . . . . .	147	2	8	12	120	3	1	2	-	(Z)	
20,000 TO 29,999 POUNDS . . . . .	40	10	19	7	2	2	-	-	-	-	
30,000 TO 59,999 POUNDS . . . . .	35	6	13	13	3	-	(Z)	-	-	-	
60,000 TO 89,999 POUNDS . . . . .	6	6	-	-	-	-	-	-	-	-	
90,000 POUNDS AND OVER . . . . .	117	114	1	-	2	-	-	-	-	-	
SHIPMENT WEIGHT UNKNOWN . . . . .	88	4	17	18	24	20	2	(Z)	1	1	
1,000 TO 1,499 MILES. . . . .	242	22	24	48	99	37	6	2	1	3	
UNOER 500 POUNDS. . . . .	15	(Z)	1	1	3	6	2	1	(Z)	1	
500 TO 999 POUNDS . . . . .	14	-	8	1	2	1	1	1	(Z)	-	
1,000 TO 4,999 POUNDS . . . . .	17	-	3	5	4	3	(Z)	1	(Z)	(Z)	
5,000 TO 9,999 POUNDS . . . . .	43	-	4	16	22	(Z)	1	-	-	-	
10,000 TO 19,999 POUNDS . . . . .	41	3	-	1	33	4	-	-	(Z)	1	
20,000 TO 29,999 POUNDS . . . . .	7	(Z)	1	-	5	-	(Z)	-	-	-	
30,000 TO 59,999 POUNDS . . . . .	27	16	3	4	-	4	-	-	-	-	
60,000 TO 89,999 POUNDS . . . . .	2	-	-	2	-	-	-	-	-	-	
90,000 POUNDS AND OVER . . . . .	3	-	3	-	-	-	-	-	-	-	
SHIPMENT WEIGHT UNKNOWN . . . . .	74	3	1	19	29	19	1	(Z)	(Z)	1	
1,500 MILES AND OVER. . . . .	419	34	70	59	170	60	11	3	5	8	
UNOER 500 POUNDS. . . . .	73	1	4	1	41	20	3	1	2	2	
500 TO 999 POUNDS . . . . .	25	(Z)	6	2	8	6	1	(Z)	2	(Z)	
1,000 TO 4,999 POUNDS . . . . .	61	(Z)	12	15	20	12	1	(Z)	(Z)	2	
5,000 TO 9,999 POUNDS . . . . .	16	-	2	2	10	2	-	-	-	-	
10,000 TO 19,999 POUNDS . . . . .	41	-	2	2	31	3	2	-	(Z)	(Z)	
20,000 TO 29,999 POUNDS . . . . .	27	4	9	1	11	(Z)	-	1	-	-	
30,000 TO 59,999 POUNDS . . . . .	63	2	32	8	8	12	1	-	-	-	
60,000 TO 89,999 POUNDS . . . . .	6	-	2	2	-	(Z)	2	-	-	-	
90,000 POUNDS AND OVER . . . . .	36	28	-	7	(Z)	-	1	-	-	-	
SHIPMENT WEIGHT UNKNOWN . . . . .	70	(Z)	(Z)	19	40	5	1	(Z)	1	4	
SHIPMENT DISTANCE UNKNOWN . . . . .	89 025	76 779	5 260	2 300	3 117	1 256	100	112	43	58	
UNOER 500 POUNDS. . . . .	(Z)	-	-	-	-	-	-	(Z)	-	(Z)	
1,000 TO 4,999 POUNDS . . . . .	5	-	-	-	5	(Z)	-	-	-	-	
5,000 TO 9,999 POUNDS . . . . .	(Z)	-	-	-	(Z)	-	-	-	-	-	
10,000 TO 19,999 POUNDS . . . . .	25	-	-	22	1	3	-	-	-	-	
30,000 TO 59,999 POUNDS . . . . .	53	-	-	53	-	-	-	-	-	-	
SHIPMENT WEIGHT UNKNOWN . . . . .	88 941	76 779	5 260	2 225	3 111	1 253	100	112	43	58	

This page (page 735) left blank intentionally.



TABLE 9. SHIPMENTS BY MANUFACTURING ESTABLISHMENTS--INDUSTRY GROUP AND ORIGIN BY DESTINATION: 1977

SIC CODE	INDUSTRY DESCRIPTION AND STATE OF ORIGIN	ALL SHIPMENTS						VALUE (MILLION DOLLARS) AND TONS (THOUSANDS) OF SHIPMENTS BY DESTINATION			
		VALUE (MILLION DOLLARS) (A)	TONS (THOUSANDS) (B)	TON-MILES (MILLIONS) (C)	STANDARD ERROR (PERCENT) FOR COLUMNS--			NEW ENGLAND		MIDDLE ATLANTIC	
					A	B	C	VALUE	TONS	VALUE	TONS
	ALL INDUSTRIES. . . . .	1 343 174	3 311 992	758 984	1	3	3	55 455	95 208	196 875	370 875
	NEW ENGLAND										
	MAINE . . . . .	4 988	20 985	3 107	16	62	20	2 274	17 344	1 073	1 743
	NEW HAMPSHIRE . . . . .	3 905	5 881	958	11	44	15	1 309	4 779	700	492
	VERMONT . . . . .	1 989	1 980	384	23	55	28	385	750	1 022	992
	MASSACHUSETTS . . . . .	29 442	24 604	5 601	7	20	12	9 467	16 860	5 845	2 938
	RHODE ISLAND . . . . .	5 294	2 146	819	8	25	28	1 500	969	1 295	483
	CONNECTICUT . . . . .	19 229	12 691	2 162	10	30	13	4 888	8 925	3 826	1 629
	MIDDLE ATLANTIC										
	NEW YORK . . . . .	85 615	114 960	18 940	5	16	9	4 491	4 650	36 125	89 115
	NEW JERSEY . . . . .	51 168	58 021	13 642	6	16	11	3 281	4 299	24 210	40 616
	PENNSYLVANIA . . . . .	78 339	181 353	31 064	4	10	4	4 437	10 418	33 184	122 470
	EAST NORTH CENTRAL										
	OHIO . . . . .	94 460	183 455	31 813	3	10	5	2 323	1 622	11 203	13 379
	INDIANA . . . . .	51 479	106 628	18 529	5	12	8	1 063	606	4 072	3 303
	ILLINOIS . . . . .	92 153	197 741	36 990	3	6	5	2 013	1 530	7 218	5 329
	MICHIGAN . . . . .	92 674	95 658	22 595	3	8	4	2 054	1 038	7 824	5 933
	WISCONSIN . . . . .	38 556	54 985	11 933	5	26	6	1 043	622	3 195	1 880
	WEST NORTH CENTRAL										
	MINNESOTA . . . . .	22 726	51 949	9 892	6	24	12	709	400	1 776	1 173
	IOWA . . . . .	23 396	44 563	13 353	11	26	14	374	427	1 746	1 484
	MISSOURI . . . . .	32 841	67 824	17 353	5	19	13	420	235	2 595	1 589
	NORTH DAKOTA . . . . .	1 295	12 488	4 087	33	56	40	86	479	206	939
	SOUTH DAKOTA . . . . .	1 745	4 382	1 433	16	16	16	34	26	147	100
	NEBRASKA . . . . .	8 669	12 349	4 434	12	29	21	212	144	962	571
	KANSAS . . . . .	15 894	47 539	14 639	12	23	29	515	323	926	636
	SOUTH ATLANTIC										
	DELAWARE . . . . .	5 191	16 153	2 565	7	34	20	419	1 317	1 774	8 289
	MARYLAND . . . . .	15 801	34 686	4 999	4	21	7	906	973	4 305	5 921
	DISTRICT OF COLUMBIA . . . . .	983	1 209	111	39	17	71	4	4	49	73
	VIRGINIA . . . . .	23 763	52 557	9 482	5	20	27	1 315	2 939	4 067	9 519
	WEST VIRGINIA . . . . .	8 650	25 418	5 113	6	28	8	247	250	1 575	2 599
	NORTH CAROLINA . . . . .	40 813	60 781	9 924	3	19	6	1 091	725	5 191	3 461
	SOUTH CAROLINA . . . . .	18 873	47 410	8 028	5	29	24	623	645	1 799	1 606
	GEORGIA . . . . .	32 767	83 686	15 033	4	15	9	974	969	2 819	2 536
	FLORIDA . . . . .	20 532	80 260	18 548	6	25	8	483	502	1 925	2 384
	EAST SOUTH CENTRAL										
	KENTUCKY . . . . .	22 829	32 807	7 865	4	11	5	444	360	2 155	4 125
	TENNESSEE . . . . .	28 408	61 817	15 142	5	16	13	595	474	2 208	2 223
	ALABAMA . . . . .	20 708	60 097	17 156	5	15	13	229	269	1 491	2 070
	MISSISSIPPI . . . . .	12 746	65 181	19 281	7	26	29	235	183	1 010	951
	WEST SOUTH CENTRAL										
	ARKANSAS . . . . .	12 163	33 997	9 954	10	15	12	394	162	737	1 058
	LOUISIANA . . . . .	29 339	206 638	63 339	8	10	16	254	1 135	2 587	16 667
	OKLAHOMA . . . . .	12 537	64 207	14 960	17	40	50	102	37	619	402
	TEXAS . . . . .	92 084	428 627	126 299	3	9	11	1 602	6 651	4 348	13 072
	MOUNTAIN										
	MONTANA . . . . .	2 781	29 896	3 745	38	47	40	15	58	15	58
	IDAHO . . . . .	3 544	24 744	8 293	12	26	21	49	113	156	322
	WYOMING . . . . .	1 288	12 746	3 116	12	24	9	1	5	7	29
	COLORADO . . . . .	9 958	22 337	4 983	12	13	21	175	74	903	334
	NEW MEXICO . . . . .	2 011	15 686	1 931	23	51	24	9	1	51	43
	ARIZONA . . . . .	6 698	19 472	2 750	9	5	8	39	12	488	90
	UTAH . . . . .	5 013	17 938	5 709	8	23	27	37	3	324	556
	NEVADA . . . . .	936	5 361	1 574	30	59	65	42	3	42	1
	PACIFIC										
	WASHINGTON . . . . .	21 389	100 818	28 666	6	10	26	129	201	331	540
	OREGON . . . . .	14 313	91 893	22 216	8	21	18	179	325	475	624
	CALIFORNIA . . . . .	118 166	315 908	57 836	4	11	8	1 949	610	6 215	2 918
	ALASKA . . . . .	1 090	16 272	1 227	28	95	62	-	-	-	-
	HAWAII . . . . .	1 943	14 416	10 397	36	50	36	1	1	56	77
20	FOOD AND KINDRED PRODUCTS . . . . .	192 023	427 513	127 807	3	3	4	7 763	13 791	29 115	60 800
	NEW ENGLAND										
	MAINE . . . . .	715	1 350	363	44	48	49	425	896	198	305
	NEW HAMPSHIRE . . . . .	336	876	99	16	8	7	253	798	13	46
	MASSACHUSETTS . . . . .	2 525	4 333	1 183	18	35	49	1 369	2 924	513	598
	RHODE ISLAND . . . . .	265	792	148	59	50	74	164	485	49	130
	MIDDLE ATLANTIC										
	NEW YORK . . . . .	8 925	27 726	3 669	13	36	13	756	1 259	5 715	23 459
	NEW JERSEY . . . . .	6 072	7 427	1 565	13	19	12	432	650	3 123	4 586
	PENNSYLVANIA . . . . .	9 461	15 464	2 522	17	25	11	631	743	5 818	11 024
	EAST NORTH CENTRAL										
	OHIO . . . . .	8 268	15 805	3 106	15	28	23	149	282	997	2 513
	INDIANA . . . . .	4 879	13 102	3 633	22	29	22	61	180	436	1 004
	ILLINOIS . . . . .	14 922	31 827	9 532	12	10	12	267	762	1 469	2 468
	MICHIGAN . . . . .	5 587	12 845	2 543	16	23	19	236	319	673	1 050
	WISCONSIN . . . . .	8 929	14 521	4 282	11	13	9	289	292	695	800
	WEST NORTH CENTRAL										
	MINNESOTA . . . . .	6 799	15 537	5 457	10	15	11	302	296	638	830
	IOWA . . . . .	9 878	21 879	8 492	24	18	22	171	294	778	1 008
	MISSOURI . . . . .	5 891	14 488	5 186	20	25	23	68	101	520	586
	NORTH DAKOTA . . . . .	514	2 538	1 772	36	29	43	38	221	77	410
	SOUTH DAKOTA . . . . .	1 037	1 257	529	17	36	7	30	23	103	75
	NEBRASKA . . . . .	4 541	6 427	3 192	10	24	22	184	135	518	347

VALUE (MILLION DOLLARS) AND TONS (THOUSANDS) OF SHIPMENTS BY DESTINATION

EAST NORTH CENTRAL		WEST NORTH CENTRAL		SOUTH ATLANTIC		EAST SOUTH CENTRAL		WEST SOUTH CENTRAL		MOUNTAIN		PACIFIC		UNKNOWN		SIC AND AREA CODE
VALUE	TONS	VALUE	TONS	VALUE	TONS	VALUE	TONS	VALUE	TONS	VALUE	TONS	VALUE	TONS	VALUE	TONS	
312 167	602 905	101 392	245 712	185 932	428 983	77 605	197 947	150 556	578 934	46 047	140 784	164 344	519 527	52 801	102 053	ALL
582	758	106	92	469	577	75	110	80	73	52	15	161	71	116	202	NE
565	219	174	57	475	152	93	41	132	27	49	4	360	98	49	12	ME
348	102	35	18	55	38	24	24	40	22	8	1	58	17	17	17	NH
3 832	1 571	1 416	697	2 864	976	820	225	1 871	519	468	58	1 886	378	973	381	VT
679	174	154	35	530	262	251	51	236	50	66	9	404	76	178	39	MA
2 758	704	952	106	1 969	497	437	87	1 222	198	248	22	1 433	164	1 496	359	RI
																MA
12 869	7 749	3 321	1 063	9 793	5 663	2 044	926	5 499	2 456	1 391	327	4 849	1 041	5 232	1 971	NY
6 569	3 081	1 382	612	7 292	4 867	1 657	654	2 566	1 127	645	106	2 345	1 669	1 221	990	NJ
14 121	21 737	2 887	1 899	10 067	13 798	2 471	2 999	4 625	4 200	1 122	395	2 429	1 350	2 995	2 085	PA
																ENC
47 023	134 896	5 757	3 914	9 069	10 440	4 904	7 082	4 905	3 275	1 553	907	4 189	1 992	3 533	5 948	OH
27 576	83 071	4 236	6 903	3 885	3 447	2 544	3 909	3 038	1 859	782	494	3 079	2 040	1 104	997	IN
45 125	147 599	9 595	13 692	6 948	4 706	5 254	13 668	6 382	5 968	1 919	1 046	4 588	2 447	3 112	1 595	IL
51 696	71 775	6 907	4 310	7 723	4 513	2 789	1 580	3 755	1 753	1 747	663	6 061	2 638	2 118	1 454	MI
19 864	41 823	4 077	3 944	3 109	1 993	1 344	1 002	1 674	1 046	1 040	544	2 016	1 123	1 195	1 008	WI
																WNC
4 834	9 094	9 307	37 066	1 254	742	493	345	1 193	837	613	338	1 477	845	1 070	1 109	MN
6 290	7 871	6 356	27 259	1 919	1 470	990	1 055	1 990	1 486	1 066	827	2 152	2 404	512	278	IA
5 840	11 374	8 504	40 317	2 746	2 740	1 773	2 405	4 896	6 528	1 231	1 099	3 116	1 045	1 719	492	MO
431	1 828	421	8 652	7	42	-	-	1	37	14	34	129	478	-	-	ND
184	276	695	2 360	110	91	42	33	112	86	219	738	90	67	113	606	SO
1 159	1 073	3 001	7 722	834	437	227	154	606	534	481	440	1 009	1 009	179	268	NE
1 962	4 690	5 487	27 239	859	595	888	1 261	2 222	6 604	1 096	5 053	801	646	1 138	491	KS
																SA
861	599	124	61	1 213	5 377	287	212	187	141	70	27	231	129	24	1	OE
1 706	1 596	504	196	6 140	24 404	607	573	599	471	149	48	588	174	297	332	MO
3	5	28	45	862	1 047	5	5	10	3	3	4	17	13	6	1	OC
2 504	3 062	599	334	10 969	34 003	1 871	1 275	854	445	278	66	822	220	483	695	VA
2 233	4 007	245	410	2 256	14 934	536	1 305	588	739	71	96	385	392	515	685	WV
4 484	2 503	1 184	612	20 409	42 628	2 435	1 727	2 294	866	616	168	1 766	542	1 344	7 549	NC
1 948	1 668	476	202	10 699	32 875	1 171	2 531	639	321	163	40	592	181	764	7 341	SC
3 785	4 294	1 501	1 063	14 598	59 853	3 534	5 431	2 584	2 022	336	212	1 433	602	1 204	6 706	GA
2 030	3 750	603	1 737	11 088	65 259	1 317	2 990	956	1 842	274	140	1 016	541	841	1 115	FL
																ESC
5 827	8 694	1 437	1 096	3 030	4 420	6 366	11 480	1 584	1 439	486	271	1 041	497	458	426	KY
4 200	5 220	1 697	4 118	5 311	8 607	8 969	35 647	2 649	3 839	379	290	1 391	866	1 008	533	TN
3 237	5 708	1 053	1 671	4 794	11 165	6 477	29 467	2 060	4 513	264	281	675	935	427	4 017	AL
1 332	1 980	595	3 164	2 161	8 434	3 517	33 261	1 907	8 586	251	210	1 165	3 923	573	4 490	MS
																WSC
2 114	3 003	1 405	2 678	861	1 116	1 157	3 870	4 105	20 251	380	481	791	673	219	704	AR
3 147	16 154	1 424	6 219	2 872	14 124	2 812	18 793	13 932	128 355	238	335	727	804	1 346	4 053	LA
949	1 457	2 248	16 117	470	565	435	1 528	6 082	42 084	664	1 480	651	430	318	107	OK
5 847	11 263	4 352	13 001	9 043	43 214	4 100	9 744	51 701	305 228	2 303	3 807	5 071	4 862	3 718	7 682	TX
																MNT
91	729	289	1 362	16	48	4	11	16	55	1 710	22 809	257	1 701	368	3 064	MT
441	930	374	1 416	100	280	67	126	93	342	1 264	13 661	832	6 174	167	1 381	10
63	296	289	3 279	1	19	6	17	16	129	863	8 704	15	36	27	230	WY
1 250	631	730	834	577	93	331	31	977	1 187	3 447	17 757	1 239	1 218	330	178	CO
94	227	23	94	38	81	82	296	471	1 103	1 106	13 693	97	124	38	23	NM
575	123	394	66	296	84	75	31	979	982	2 501	16 601	1 171	1 106	181	376	AZ
365	238	144	308	273	122	76	5	211	806	2 219	11 391	1 192	3 968	173	529	UT
87	16	2	(2)	27	15	6	(2)	17	64	212	1 281	480	3 898	20	82	NV
																PAC
1 023	1 457	663	923	390	429	362	417	465	727	1 388	2 693	13 356	86 706	3 280	6 725	WA
917	1 549	427	924	621	833	255	345	520	992	820	1 832	9 224	70 257	875	14 211	OR
6 693	4 698	3 810	2 433	4 737	1 912	1 611	923	6 958	2 665	7 782	11 265	72 462	278 435	5 949	12 903	CA
-	-	-	-	-	-	-	-	22	61	-	-	1 067	16 210	-	-	AK
55	93	1	3	2	2	16	23	38	119	1	(2)	1 716	12 588	56	1 510	HI
39 547	82 596	17 647	43 956	28 164	70 935	10 813	26 026	18 734	49 204	7 187	16 277	27 888	52 930	5 166	10 999	20
																NE
20	39	5	8	27	43	6	8	9	13	7	5	8	10	10	22	ME
18	7	29	10	7	2	-	-	6	3	3	1	3	2	3	7	NH
217	151	199	277	135	159	18	19	31	72	5	2	35	118	3	13	MA
-	-	-	-	46	162	-	-	-	-	-	-	-	-	6	15	RI
																MA
664	1 054	119	151	920	970	122	117	148	277	55	21	210	157	218	261	NY
660	392	87	52	823	860	135	59	204	75	65	40	298	136	243	576	NJ
731	977	286	289	1 441	1 811	77	85	146	112	39	33	121	121	170	268	PA
																ENC
5 377	10 148	235	342	583	1 109	374	661	144	214	53	86	196	193	160	256	OM
2 449	8 795	256	350	375	922	229	651	297	186	147	181	547	688	83	147	IN
7 744	19 425	1 688	2 694	1 212	1 968	590	1 245	837	1 738	176	218	536	832	403	477	IL
3 464	9 556	299	531	418	689	130	239	75	114	62	71	123	115	108	161	MI
5 128	9 487	921	1 491	630	890	284	457	2								

TABLE 9. SHIPMENTS BY MANUFACTURING ESTABLISHMENTS--INDUSTRY GROUP AND ORIGIN BY DESTINATION: 1977--CON.

SIC CODE	INDUSTRY DESCRIPTION AND STATE OF ORIGIN	ALL SHIPMENTS						VALUE (MILLION DOLLARS) AND TONS (THOUSANDS) OF SHIPMENTS BY DESTINATION					
		VALUE (MILLION DOLLARS) (A)	TONS (THOUSANDS) (B)	TON-MILES (MILLIONS) (C)	STANDARD ERROR (PERCENT) FOR COLUMNS--			NEW ENGLAND		MIDDLE ATLANTIC			
					A	B	C	VALUE	TONS	VALUE	TONS		
20	FOOD AND KINDRED PRODUCTS . . . . .												
	WEST NORTH CENTRAL												
	KANSAS . . . . .	3 919	8 930	3 749	27	38	37	337	264	443	356		
	SOUTH ATLANTIC												
	DELAWARE . . . . .	843	1 001	269	22	30	21	42	35	336	417		
	MARYLAND . . . . .	3 025	6 590	802	12	13	8	141	155	737	1 452		
	VIRGINIA . . . . .	3 585	5 787	899	20	28	15	109	143	565	451		
	WEST VIRGINIA . . . . .	392	672	37	11	19	46	-	-	-	-		
	NORTH CAROLINA . . . . .	3 601	10 033	1 239	15	29	13	78	166	395	502		
	SOUTH CAROLINA . . . . .	1 163	2 781	532	30	30	33	28	13	160	151		
	GEORGIA . . . . .	4 843	19 923	2 611	16	61	31	43	36	287	282		
	FLORIDA . . . . .	5 461	14 126	3 881	13	17	17	133	202	522	878		
	EAST SOUTH CENTRAL												
	KENTUCKY . . . . .	2 565	5 052	1 267	24	33	14	28	29	102	171		
	TENNESSEE . . . . .	4 632	11 426	2 296	13	14	15	34	85	101	267		
	ALABAMA . . . . .	2 314	6 193	1 339	19	17	13	3	7	69	245		
	MISSISSIPPI . . . . .	1 745	3 259	1 125	43	30	28	21	19	177	186		
	WEST SOUTH CENTRAL												
	ARKANSAS . . . . .	2 839	9 632	2 800	22	25	18	3	29	193	564		
	LOUISIANA . . . . .	3 147	9 146	2 297	17	17	10	33	16	100	103		
	OKLAHOMA . . . . .	1 611	4 550	1 041	18	24	25	9	12	23	27		
	TEXAS . . . . .	11 436	25 097	7 930	11	9	14	49	47	570	876		
	MOUNTAIN												
	IDAHO . . . . .	1 202	3 517	1 905	26	39	28	26	51	76	149		
	COLORADO . . . . .	3 141	5 456	2 714	35	22	25	99	69	356	298		
	ARIZONA . . . . .	782	1 670	450	45	28	36	-	-	(2)	(2)		
	UTAH . . . . .	758	2 142	857	48	49	62	1	1	16	9		
	PACIFIC												
	WASHINGTON . . . . .	3 252	6 624	3 596	29	28	26	19	13	72	152		
	OREGON . . . . .	1 923	3 564	1 519	21	28	30	19	36	36	77		
	CALIFORNIA . . . . .	20 441	40 834	18 546	9	12	15	176	363	881	1 530		
	ALASKA . . . . .	516	200	228	36	39	40	-	-	-	-		
	HAWAII . . . . .	800	3 086	5 815	17	23	24	1	1	48	66		
201	MEAT PRODUCTS . . . . .	46 261	37 308	17 224	13	12	16	2 082	1 456	7 416	5 206		
	NEW ENGLAND												
	MAINE . . . . .	174	188	41	100	100	100	94	102	80	86		
	MIDDLE ATLANTIC												
	NEW YORK . . . . .	901	442	248	35	35	61	155	57	411	239		
	NEW JERSEY . . . . .	649	216	98	59	49	61	32	12	219	100		
	PENNSYLVANIA . . . . .	2 000	1 318	165	48	54	45	86	47	1 460	978		
	EAST NORTH CENTRAL												
	OHIO . . . . .	1 625	1 088	147	37	40	37	20	10	166	106		
	INDIANA . . . . .	988	709	649	100	100	100	7	5	101	74		
	ILLINOIS . . . . .	2 463	1 808	711	41	51	52	59	42	429	289		
	MICHIGAN . . . . .	1 210	978	243	62	70	67	120	119	244	189		
	WISCONSIN . . . . .	1 841	1 330	375	43	39	26	58	39	89	48		
	WEST NORTH CENTRAL												
	MINNESOTA . . . . .	1 986	1 122	674	9	12	12	244	99	350	209		
	IOWA . . . . .	5 373	4 929	3 120	44	49	56	121	79	552	417		
	MISSOURI . . . . .	1 309	955	501	72	72	72	43	28	359	256		
	SOUTH DAKOTA . . . . .	742	668	446	3	5	5	28	20	96	69		
	NEBRASKA . . . . .	2 704	2 088	1 311	9	7	7	181	133	465	242		
	KANSAS . . . . .	2 259	1 630	1 200	46	51	55	318	195	403	216		
	SOUTH ATLANTIC												
	DELAWARE . . . . .	123	188	21	100	100	100	2	2	115	114		
	MARYLAND . . . . .	466	254	12	37	40	23	-	-	50	35		
	VIRGINIA . . . . .	1 001	880	152	43	39	29	65	58	167	155		
	NORTH CAROLINA . . . . .	1 029	918	258	22	28	32	2	2	282	265		
	SOUTH CAROLINA . . . . .	195	171	98	17	14	20	17	6	53	41		
	GEORGIA . . . . .	1 252	1 491	679	33	35	35	27	27	152	166		
	FLORIDA . . . . .	640	416	58	34	27	34	(Z)	1	8	7		
	EAST SOUTH CENTRAL												
	KENTUCKY . . . . .	436	332	99	100	100	100	-	-	-	-		
	TENNESSEE . . . . .	1 047	667	116	50	54	27	-	-	9	4		
	ALABAMA . . . . .	649	771	257	42	41	44	-	-	15	16		
	MISSISSIPPI . . . . .	742	407	180	86	79	78	2	3	128	60		
	WEST SOUTH CENTRAL												
	ARKANSAS . . . . .	850	944	540	42	42	37	(Z)	(Z)	12	10		
	OKLAHOMA . . . . .	535	502	237	34	22	26	-	-	6	4		
	TEXAS . . . . .	4 024	3 828	2 427	26	28	30	20	10	258	165		
	MOUNTAIN												
	COLORADO . . . . .	1 526	1 407	807	67	68	64	89	63	336	266		
	ARIZONA . . . . .	249	221	106	100	100	100	-	-	-	-		
	PACIFIC												
	WASHINGTON . . . . .	568	431	149	93	91	96	-	-	-	-		
	OREGON . . . . .	312	163	13	28	36	34	-	-	-	-		
	CALIFORNIA . . . . .	2 658	1 939	341	16	14	22	-	-	-	-		
202	DAIRY PRODUCTS . . . . .	25 870	47 269	7 098	10	18	45	1 071	1 555	3 924	6 211		
	NEW ENGLAND												
	MAINE . . . . .	91	104	1	100	100	100	91	104	-	-		





TABLE 9. SHIPMENTS BY MANUFACTURING ESTABLISHMENTS--INDUSTRY GROUP AND ORIGIN BY DESTINATION: 1977--CON.

SIC CODE	INDUSTRY DESCRIPTION AND STATE OF ORIGIN	ALL SHIPMENTS						VALUE (MILLION DOLLARS) AND TONS (THOUSANDS) OF SHIPMENTS BY DESTINATION					
		VALUE (MILLION DOLLARS) (A)	TONS (THOU- SANDS) (B)	TON-MILES (MIL- LIONS) (C)	STANDARD ERROR (PERCENT) FOR COLUMNS--			NEW ENGLAND		MIDDLE ATLANTIC			
					A	B	C	VALUE	TONS	VALUE	TONS		
202	DAIRY PRODUCTS . . . . .												
	NEW ENGLAND												
	NEW HAMPSHIRE . . . . .	38	44	(2)	100	100	100	38	44	-	-	-	-
	VERMONT . . . . .	217	117	33	100	100	100	26	20	190	97	-	-
	MASSACHUSETTS . . . . .	527	656	68	22	19	30	237	351	280	289	-	-
	RHODE ISLAND . . . . .	47	106	1	100	100	100	44	99	-	-	-	-
	CONNECTICUT . . . . .	229	683	18	100	100	100	229	683	-	-	-	-
	MIDDLE ATLANTIC												
	NEW YORK . . . . .	1 705	3 512	203	40	47	40	59	53	1 403	3 227	-	-
	NEW JERSEY . . . . .	440	1 192	4	87	96	67	-	-	260	669	-	-
	PENNSYLVANIA . . . . .	1 170	1 336	241	17	24	50	152	72	647	861	-	-
	EAST NORTH CENTRAL												
	OHIO . . . . .	1 463	3 340	493	15	11	25	20	23	152	259	-	-
	INDIANA . . . . .	631	477	391	32	37	67	-	-	17	7	-	-
	ILLINOIS . . . . .	1 085	1 187	371	35	43	72	-	-	104	153	-	-
	MICHIGAN . . . . .	951	3 629	166	48	64	28	1	1	28	21	-	-
	WISCONSIN . . . . .	3 840	3 722	989	17	27	19	133	59	382	171	-	-
	WEST NORTH CENTRAL												
	MINNESOTA . . . . .	1 898	3 441	448	33	67	28	18	11	129	77	-	-
	IOWA . . . . .	780	1 545	207	45	80	43	-	-	95	43	-	-
	MISSOURI . . . . .	1 195	2 761	1 333	37	73	80	-	-	39	65	-	-
	SOUTH DAKOTA . . . . .	145	69	17	100	100	100	-	-	-	-	-	-
	NEBRASKA . . . . .	209	124	35	100	100	100	-	-	-	-	-	-
	KANSAS . . . . .	210	769	6	86	89	56	-	-	-	-	-	-
	SOUTH ATLANTIC												
	MARYLAND . . . . .	445	1 131	57	18	10	26	4	2	121	223	-	-
	DISTRICT OF COLUMBIA . . . . .	7	8	(2)	100	100	100	-	-	-	-	-	-
	VIRGINIA . . . . .	357	831	44	90	96	97	-	-	(2)	(2)	-	-
	WEST VIRGINIA . . . . .	77	121	5	-	-	-	-	-	-	-	-	-
	NORTH CAROLINA . . . . .	342	1 063	98	47	51	66	-	-	-	-	-	-
	SOUTH CAROLINA . . . . .	204	126	59	81	69	85	10	4	60	23	-	-
	GEORGIA . . . . .	249	626	19	87	94	66	-	-	-	-	-	-
	FLORIDA . . . . .	577	1 486	42	90	97	92	-	-	(2)	1	-	-
	EAST SOUTH CENTRAL												
	KENTUCKY . . . . .	355	1 105	46	84	96	76	1	1	1	(2)	-	-
	TENNESSEE . . . . .	430	789	211	47	61	83	6	29	3	18	-	-
	ALABAMA . . . . .	219	509	16	85	90	54	-	-	-	-	-	-
	MISSISSIPPI . . . . .	155	242	31	100	100	100	-	-	-	-	-	-
	WEST SOUTH CENTRAL												
	ARKANSAS . . . . .	115	116	31	100	100	100	-	-	-	-	-	-
	LOUISIANA . . . . .	306	607	66	78	78	96	-	-	-	-	-	-
	OKLAHOMA . . . . .	187	169	53	69	71	84	-	-	-	-	-	-
	TEXAS . . . . .	789	1 641	122	53	56	54	-	-	-	-	-	-
	MOUNTAIN												
	IDaho . . . . .	192	917	119	84	96	79	-	-	-	-	-	-
	COLORADO . . . . .	192	379	11	90	97	100	-	-	-	-	-	-
	NEW MEXICO . . . . .	56	160	3	100	100	100	-	-	-	-	-	-
	UTAH . . . . .	267	379	63	69	77	73	-	-	4	2	-	-
	PACIFIC												
	WASHINGTON . . . . .	403	1 073	523	86	96	98	-	-	-	-	-	-
	OREGON . . . . .	269	457	68	65	62	73	-	-	-	-	-	-
	CALIFORNIA . . . . .	2 312	3 408	223	44	47	67	-	-	-	-	-	-
203	PRESERVED FRUITS OR VEGETABLES . . . . .	20 300	35 553	22 608	7	8	12	779	1 224	3 401	5 721	-	-
	NEW ENGLAND												
	MAINE . . . . .	133	259	169	91	92	94	29	62	61	112	-	-
	MASSACHUSETTS . . . . .	149	137	46	100	100	100	56	46	19	17	-	-
	MIDDLE ATLANTIC												
	NEW YORK . . . . .	1 061	1 840	774	28	34	40	97	168	509	943	-	-
	NEW JERSEY . . . . .	804	971	236	26	26	34	120	184	445	509	-	-
	PENNSYLVANIA . . . . .	1 172	1 817	771	17	19	25	76	91	420	667	-	-
	EAST NORTH CENTRAL												
	OHIO . . . . .	918	1 156	484	28	19	28	43	42	199	324	-	-
	INDIANA . . . . .	386	784	338	34	45	40	(2)	(2)	38	45	-	-
	ILLINOIS . . . . .	1 449	1 917	593	24	23	24	25	28	104	132	-	-
	MICHIGAN . . . . .	716	1 212	507	24	31	32	15	29	67	137	-	-
	WISCONSIN . . . . .	701	1 818	315	51	53	43	3	11	15	29	-	-
	WEST NORTH CENTRAL												
	MINNESOTA . . . . .	514	822	574	52	66	70	20	44	57	116	-	-
	IOWA . . . . .	183	390	134	11	9	20	-	-	7	14	-	-
	MISSOURI . . . . .	343	400	193	4	6	5	2	2	7	9	-	-
	NORTH DAKOTA . . . . .	41	107	51	100	100	100	-	-	-	-	-	-
	SOUTH DAKOTA . . . . .	10	28	20	100	100	100	(2)	1	(2)	1	-	-
	NEBRASKA . . . . .	131	83	46	20	15	19	(2)	(2)	3	3	-	-
	KANSAS . . . . .	90	76	-	-	-	-	-	-	-	-	-	-
	SOUTH ATLANTIC												
	DELAWARE . . . . .	97	182	38	100	100	100	3	6	74	137	-	-
	MARYLAND . . . . .	307	278	70	18	34	34	46	35	167	145	-	-
	VIRGINIA . . . . .	208	357	129	39	44	46	4	5	60	72	-	-
	NORTH CAROLINA . . . . .	154	315	83	59	54	48	(2)	1	16	32	-	-
	SOUTH CAROLINA . . . . .	137	107	53	8	11	5	1	1	11	8	-	-
	GEORGIA . . . . .	390	447	134	17	24	19	(2)	(2)	40	33	-	-
	FLORIDA . . . . .	1 583	4 006	2 397	18	17	25	81	182	341	764	-	-
	EAST SOUTH CENTRAL												
	KENTUCKY . . . . .	66	133	45	13	13	29	-	-	3	5	-	-





TABLE 9. SHIPMENTS BY MANUFACTURING ESTABLISHMENTS--INDUSTRY GROUP AND ORIGIN BY DESTINATION: 1977--CON.

SIC CODE	INDUSTRY DESCRIPTION AND STATE OF ORIGIN	ALL SHIPMENTS						VALUE (MILLION DOLLARS) AND TONS (THOUSANDS) OF SHIPMENTS BY DESTINATION					
		VALUE (MILLION DOLLARS) (A)	TONS (THOU- SANDS) (B)	TON-MILES (MIL- LIONS) (C)	STANDARD ERROR (PERCENT) FOR COLUMNS--			NEW ENGLAND		MIDDLE ATLANTIC			
					A	B	C	VALUE	TONS	VALUE	TONS		
203	PRESERVED FRUITS OR VEGETABLES. . . . .												
	EAST SOUTH CENTRAL												
	TENNESSEE . . . . .	260	558	131	17	12	10	-	-	-	-	-	-
	ALABAMA . . . . .	96	167	55	41	41	44	-	-	1	1	-	-
	WEST SOUTH CENTRAL												
	ARKANSAS . . . . .	411	373	237	75	83	80	-	-	3	2	-	-
	LOUISIANA . . . . .	80	136	59	75	84	84	1	1	5	7	-	-
	OKLAHOMA . . . . .	97	129	128	100	100	100	8	11	14	19	-	-
	TEXAS . . . . .	652	1 167	569	9	11	7	(2)	(2)	11	20	-	-
	MOUNTAIN												
	IDAHO . . . . .	508	924	969	25	30	37	18	36	53	104	-	-
	COLORADO . . . . .	50	97	65	70	76	97	-	-	4	11	-	-
	ARIZONA . . . . .	32	58	25	100	100	100	-	-	(2)	(2)	-	-
	PACIFIC												
	WASHINGTON . . . . .	758	1 495	1 677	30	31	30	3	8	53	140	-	-
	OREGON . . . . .	526	1 130	981	39	43	46	19	36	33	74	-	-
	CALIFORNIA . . . . .	4 730	9 041	8 229	22	29	36	89	168	502	991	-	-
	HAWAII . . . . .	188	341	1 108	5	6	6	(2)	1	29	48	-	-
204	GRAIN MILL PRODUCTS . . . . .	22 218	109 655	27 542	6	10	6	855	3 595	2 727	10 235		
	NEW ENGLAND												
	MAINE . . . . .	74	367	38	81	93	44	62	344	2	3		
	MIDDLE ATLANTIC												
	NEW YORK . . . . .	1 002	3 552	746	17	31	21	143	535	570	2 614		
	NEW JERSEY . . . . .	155	389	76	100	100	100	8	21	103	258		
	PENNSYLVANIA . . . . .	877	2 918	410	10	12	15	77	223	548	1 940		
	EAST NORTH CENTRAL												
	OHIO . . . . .	978	3 645	980	23	36	35	29	124	181	974		
	INDIANA . . . . .	900	3 445	1 324	24	29	29	30	139	128	506		
	ILLINOIS . . . . .	2 475	8 198	3 402	20	25	18	79	478	299	976		
	MICHIGAN . . . . .	976	1 405	670	12	25	23	93	145	243	341		
	WISCONSIN . . . . .	424	1 939	478	27	10	34	57	101	18	144		
	WEST NORTH CENTRAL												
	MINNESOTA . . . . .	662	3 943	1 333	28	30	41	16	135	64	318		
	IOWA . . . . .	1 891	8 998	3 082	29	35	10	48	210	101	504		
	MISSOURI . . . . .	1 044	5 658	1 688	26	29	18	8	43	53	234		
	NORTH DAKOTA . . . . .	57	257	290	100	100	100	14	72	29	147		
	SOUTH DAKOTA . . . . .	77	415	15	100	100	100	-	-	-	-		
	NEBRASKA . . . . .	797	2 491	988	35	58	66	-	-	20	59		
	KANSAS . . . . .	694	4 664	2 073	56	72	63	16	65	37	137		
	SOUTH ATLANTIC												
	MARYLAND . . . . .	242	1 162	63	46	61	58	(2)	(2)	14	47		
	VIRGINIA . . . . .	249	520	48	75	69	69	-	-	(2)	(2)		
	WEST VIRGINIA . . . . .	10	28	4	100	100	100	-	-	-	-		
	NORTH CAROLINA . . . . .	568	3 328	120	75	83	60	1	1	4	7		
	SOUTH CAROLINA . . . . .	66	499	48	15	20	35	-	-	1	2		
	GEORGIA . . . . .	689	12 618	872	81	98	91	-	-	-	-		
	EAST SOUTH CENTRAL												
	TENNESSEE . . . . .	739	3 124	566	36	44	45	4	9	8	15		
	ALABAMA . . . . .	404	2 070	427	5	5	8	-	-	-	-		
	MISSISSIPPI . . . . .	226	933	307	69	71	74	-	-	9	34		
	WEST SOUTH CENTRAL												
	ARKANSAS . . . . .	750	4 526	1 224	41	42	37	3	28	164	425		
	LOUISIANA . . . . .	328	1 431	400	24	31	19	1	6	19	66		
	OKLAHOMA . . . . .	350	1 782	329	35	46	60	-	-	-	-		
	TEXAS . . . . .	1 277	7 427	1 763	19	21	19	3	33	76	383		
	MOUNTAIN												
	MONTANA . . . . .	64	480	17	60	60	100	-	-	-	-		
	COLORADO . . . . .	294	336	233	47	26	38	(2)	1	2	3		
	NEW MEXICO . . . . .	41	317	5	100	100	100	-	-	-	-		
	ARIZONA . . . . .	84	164	51	100	100	100	-	-	-	-		
	UTAH . . . . .	127	734	382	48	65	72	(2)	(2)	5	3		
	PACIFIC												
	WASHINGTON . . . . .	248	1 417	279	48	62	26	-	-	-	-		
	OREGON . . . . .	172	935	179	56	62	67	-	-	-	-		
	CALIFORNIA . . . . .	1 500	8 977	2 134	26	37	26	7	41	21	75		
205	BAKERY PRODUCTS . . . . .	12 237	13 984	2 366	14	15	19	664	1 447	2 348	2 922		
	NEW ENGLAND												
	MAINE . . . . .	84	224	43	100	100	100	59	156	25	67		
	MIDDLE ATLANTIC												
	NEW YORK . . . . .	777	969	38	51	71	17	36	30	712	918		
	NEW JERSEY . . . . .	657	729	178	59	60	66	24	24	475	561		
	PENNSYLVANIA . . . . .	994	873	96	36	31	39	37	23	687	666		
	EAST NORTH CENTRAL												
	OHIO . . . . .	740	814	84	41	83	91	11	22	11	16		
	ILLINOIS . . . . .	1 009	1 069	202	40	48	30	14	10	25	23		
	MICHIGAN . . . . .	406	508	172	70	71	79	1	1	22	13		
	WISCONSIN . . . . .	209	122	76	100	100	100	14	7	23	14		
	WEST NORTH CENTRAL												
	MINNESOTA . . . . .	127	100	28	100	100	100	-	-	-	-		



TABLE 9. SHIPMENTS BY MANUFACTURING ESTABLISHMENTS--INDUSTRY GROUP AND ORIGIN BY DESTINATION: 1977--CON.

SIC CODE	INDUSTRY DESCRIPTION AND STATE OF ORIGIN	ALL SHIPMENTS						VALUE (MILLION DOLLARS) AND TONS (THOUSANDS) OF SHIPMENTS BY DESTINATION					
		VALUE (MILLION DOLLARS) (A)	TONS (THOU- SANDS) (B)	TON-MILES (MIL- LIONS) (C)	STANDARD ERROR (PERCENT) FOR COLUMNS--			NEW ENGLAND		MIDDLE ATLANTIC			
					A	B	C	VALUE	TONS	VALUE	TONS		
205	BAKERY PRODUCTS . . . . .												
	WEST NORTH CENTRAL												
	MISSOURI . . . . .	312	368	42	62	75	81	-	-	-	-	-	-
	KANSAS . . . . .	167	188	76	31	30	29	-	-	-	-	-	-
	SOUTH ATLANTIC												
	MARYLAND . . . . .	207	210	4	69	69	86	-	-	20	19	-	-
	VIRGINIA . . . . .	286	272	42	55	58	76	10	7	39	36	-	-
	NORTH CAROLINA . . . . .	421	413	57	16	21	4	2	1	38	20	-	-
	SOUTH CAROLINA . . . . .	119	109	31	8	8	8	-	-	-	-	-	-
	GEORGIA . . . . .	541	504	98	45	41	41	4	3	29	25	-	-
	FLORIDA . . . . .	292	385	22	70	74	90	-	-	-	-	-	-
	EAST SOUTH CENTRAL												
	TENNESSEE . . . . .	354	420	38	40	46	13	2	2	5	5	-	-
	ALABAMA . . . . .	169	172	43	77	72	69	-	-	-	-	-	-
	WEST SOUTH CENTRAL												
	ARKANSAS . . . . .	94	151	6	70	72	81	-	-	-	-	-	-
	LOUISIANA . . . . .	149	170	3	100	100	100	-	-	-	-	-	-
	TEXAS . . . . .	613	667	64	55	60	70	-	-	6	4	-	-
	MOUNTAIN												
	COLORADO . . . . .	186	131	125	100	100	100	6	3	16	12	-	-
	PACIFIC												
	WASHINGTON . . . . .	155	97	2	100	100	100	-	-	-	-	-	-
	OREGON . . . . .	187	183	44	69	71	94	-	-	(2)	(2)	-	-
	CALIFORNIA . . . . .	1 187	1 291	132	71	70	73	-	-	-	-	-	-
206	SUGAR OR CONFECTIONERY PRODUCTS . . . . .	10 794	24 253	11 929	5	6	9	450	509	1 948	3 070		
	NEW ENGLAND												
	MASSACHUSETTS . . . . .	331	495	147	60	28	76	188	322	36	70	-	-
	CONNECTICUT . . . . .	74	23	14	90	74	69	2	1	32	7	-	-
	MIDDLE ATLANTIC												
	NEW YORK . . . . .	1 130	1 823	262	15	7	15	49	21	683	1 639	-	-
	NEW JERSEY . . . . .	437	266	224	27	50	44	25	13	104	88	-	-
	PENNSYLVANIA . . . . .	1 380	1 351	429	16	10	15	117	67	600	791	-	-
	EAST NORTH CENTRAL												
	INDIANA . . . . .	120	134	49	6	6	12	3	4	20	22	-	-
	ILLINOIS . . . . .	1 429	987	407	12	17	8	25	18	111	61	-	-
	MICHIGAN . . . . .	184	1 256	229	67	72	69	1	17	15	155	-	-
	WISCONSIN . . . . .	273	100	43	26	35	34	5	2	69	26	-	-
	WEST NORTH CENTRAL												
	MINNESOTA . . . . .	209	1 453	710	4	4	11	-	-	1	22	-	-
	MISSOURI . . . . .	106	145	58	77	46	76	2	2	15	13	-	-
	NORTH DAKOTA . . . . .	94	581	319	6	5	7	(2)	10	(2)	6	-	-
	NEBRASKA . . . . .	92	20	4	7	6	7	-	-	1	(2)	-	-
	SOUTH ATLANTIC												
	MARYLAND . . . . .	177	464	99	12	9	13	6	7	2	2	-	-
	VIRGINIA . . . . .	441	237	172	4	3	9	(2)	1	161	82	-	-
	SOUTH CAROLINA . . . . .	30	7	3	4	4	6	-	-	16	4	-	-
	GEORGIA . . . . .	494	775	190	42	16	37	12	6	30	16	-	-
	FLORIDA . . . . .	307	2 850	561	17	11	15	-	-	7	15	-	-
	EAST SOUTH CENTRAL												
	TENNESSEE . . . . .	67	53	31	100	100	100	(2)	(2)	4	3	-	-
	WEST SOUTH CENTRAL												
	LOUISIANA . . . . .	740	2 988	1 217	13	16	13	-	-	2	8	-	-
	TEXAS . . . . .	284	1 029	196	12	17	18	-	-	-	-	-	-
	MOUNTAIN												
	IDAHO . . . . .	108	511	233	54	53	50	-	-	-	-	-	-
	WYOMING . . . . .	52	233	72	69	69	70	-	-	-	-	-	-
	COLORADO . . . . .	139	611	259	70	72	84	-	-	-	-	-	-
	ARIZONA . . . . .	26	88	23	100	100	100	-	-	-	-	-	-
	PACIFIC												
	OREGON . . . . .	46	28	21	77	69	90	-	-	2	3	-	-
	CALIFORNIA . . . . .	1 077	2 374	1 534	14	19	15	2	5	8	3	-	-
	HAWAII . . . . .	324	1 696	3 523	23	28	31	-	-	1	2	-	-
207	FATS OR OILS . . . . .	14 195	49 107	14 209	5	5	4	270	633	1 277	3 443		
	NEW ENGLAND												
	MAINE . . . . .	15	38	6	88	84	75	10	23	2	7	-	-
	MASSACHUSETTS . . . . .	41	135	16	100	100	100	31	91	8	33	-	-
	RHODE ISLAND . . . . .	38	110	59	100	100	100	(2)	1	12	22	-	-
	MIDDLE ATLANTIC												
	NEW YORK . . . . .	147	285	25	82	72	79	27	46	71	172	-	-
	NEW JERSEY . . . . .	388	654	189	35	42	42	20	29	227	391	-	-
	PENNSYLVANIA . . . . .	167	464	71	43	50	38	2	3	82	262	-	-
	EAST NORTH CENTRAL												
	OHIO . . . . .	665	1 696	258	19	27	19	13	23	115	366	-	-
	INDIANA . . . . .	769	2 167	421	30	40	39	5	11	75	235	-	-
	ILLINOIS . . . . .	2 559	11 881	2 798	11	6	11	38	161	252	659	-	-
	MICHIGAN . . . . .	92	232	33	56	55	60	5	8	10	17	-	-
	WISCONSIN . . . . .	24	127	11	100	100	100	-	-	-	-	-	-
	WEST NORTH CENTRAL												
	MINNESOTA . . . . .	836	3 011	1 060	15	18	19	-	-	17	42	-	-



VALUE (MILLION DOLLARS) AND TONS (THOUSANDS) OF SHIPMENTS BY DESTINATION

EAST NORTH CENTRAL		WEST NORTH CENTRAL		SOUTH ATLANTIC		EAST SOUTH CENTRAL		WEST SOUTH CENTRAL		MOUNTAIN		PACIFIC		UNKNOWN		SIC AND AREA CODE	
VALUE	TONS	VALUE	TONS	VALUE	TONS	VALUE	TONS	VALUE	TONS	VALUE	TONS	VALUE	TONS	VALUE	TONS		
52	59	197	226	-	-	57	78	6	4	-	-	-	-	(Z)	(Z)	205	
38	43	58	67	4	5	3	3	50	56	11	12	2	1	-	-	WNC MO KS	
-	-	-	-	187	191	-	-	-	-	-	-	-	-	(Z)	(Z)	SA MO VA NC SC GA FL	
19	14	3	3	179	191	7	5	4	4	-	-	1	1	25	11	11 VA NC SC GA FL	
30	21	-	-	311	343	31	20	(Z)	(Z)	-	-	-	-	15	6	6 NC SC GA FL	
-	-	-	-	82	76	27	24	7	6	-	-	-	-	3	2	2 SC GA FL	
48	39	3	2	315	337	51	47	14	12	8	7	1	1	67	30	30 GA FL	
-	-	-	-	290	385	(Z)	(Z)	-	-	-	-	-	-	2	1	1 FL	
20	21	7	7	19	20	249	322	21	29	(Z)	(Z)	1	(Z)	30	13	ESC TN AL	
47	59	-	-	29	28	88	81	5	3	-	-	-	-	-	-	-	
-	-	-	-	-	-	6	8	88	143	-	-	-	-	-	-	-	WSC AR LA TX
-	-	1	1	-	-	2	2	147	167	-	-	-	-	-	-	-	
13	10	9	6	11	7	3	2	510	556	59	80	3	2	-	-	-	
87	59	33	23	9	7	-	-	14	11	21	15	-	-	-	-	-	MNT CO
-	-	-	-	-	-	-	-	-	-	-	-	155	97	-	-	-	PAC WA OR CA
2	1	-	-	(Z)	(Z)	-	-	-	-	21	13	163	168	1	(Z)	(Z)	
-	-	-	-	-	-	-	-	3	3	156	171	1 013	1 102	14	14	14 CA	
2 463	4 887	934	2 110	1 468	4 473	344	890	1 018	2 887	476	1 010	1 471	3 305	222	1 111	206	
9	6	91	78	6	14	(Z)	(Z)	-	-	-	-	(Z)	(Z)	(Z)	(Z)	5 MA CT	
20	5	4	5	5	1	2	2	2	(Z)	-	-	4	1	3	1	1 CT	
161	71	28	11	50	24	30	7	39	17	19	7	71	27	(Z)	(Z)	MA NY NJ PA	
105	53	31	14	50	25	-	-	17	7	36	26	69	40	-	-	-	
195	188	94	58	167	138	20	10	88	43	15	9	73	40	11	6	6 PA	
64	71	4	4	24	26	2	2	(Z)	(Z)	4	4	-	-	-	-	-	ENC IN IL MI WI
640	519	167	114	155	90	39	27	88	53	34	18	125	71	45	17	17 IL MI WI	
160	999	3	10	3	43	-	-	-	-	-	-	-	-	2	32	32 MI WI	
111	39	36	14	9	5	14	5	16	5	7	3	6	2	-	-	-	
116	490	86	799	1	29	-	-	1	18	1	21	4	74	-	-	-	WNC MN MO ND NE
21	46	36	47	11	7	4	13	5	6	8	8	4	3	-	-	-	
71	313	20	215	(Z)	3	-	-	(Z)	7	(Z)	(Z)	1	29	-	-	-	
1	(Z)	90	20	(Z)	(Z)	-	-	-	-	(Z)	(Z)	-	-	-	-	-	
4	9	(Z)	(Z)	164	446	(Z)	(Z)	-	-	(Z)	(Z)	-	-	(Z)	(Z)	SA MO VA NC SC GA FL	
71	43	8	4	115	57	8	4	19	13	-	-	54	33	4	2	2 VA NC SC GA FL	
2	(Z)	1	(Z)	11	2	-	-	-	-	(Z)	(Z)	-	-	-	-	-	
68	71	9	5	250	589	11	31	28	14	10	4	16	8	61	32	32 GA FL	
10	42	2	11	257	2 505	6	144	21	95	-	-	-	-	3	36	36 FL	
5	4	6	5	27	20	11	9	11	10	-	-	3	2	-	-	-	ESC TN
202	721	29	159	81	306	160	552	265	1 233	(Z)	8	-	-	(Z)	1	1	LA TX
3	11	7	24	-	-	-	-	260	883	6	22	-	-	7	89	89 TX	
43	132	10	32	-	-	-	-	-	-	26	78	3	10	26	259	10 WY CO AZ	
14	44	13	40	-	-	-	-	3	9	15	47	-	-	8	93	93 WY CO AZ	
59	185	23	95	-	-	-	-	4	23	53	309	-	-	-	-	-	
-	-	-	-	-	-	-	-	7	24	14	45	3	6	1	13	13 AZ	
3	5	(Z)	(Z)	-	-	-	-	-	-	9	6	30	13	2	1	1	PAC OR CA MI
137	411	75	196	18	24	1	1	26	38	169	227	614	1 100	28	370	370 CA MI	
1	2	-	-	(Z)	1	-	-	20	72	-	-	303	1 620	-	-	-	
3 686	14 776	1 593	6 371	1 918	6 552	1 016	3 619	2 149	7 474	324	1 174	1 443	4 086	520	978	207	
-	-	-	-	1	3	-	-	-	-	-	-	-	-	2	6	6	NE ME RI
3	11	-	-	25	88	-	-	-	-	-	-	-	-	-	-	-	
-	-	-	-	-	-	-	-	-	-	-	-	-	-	-	-	-	
3	9	-	-	46	58	-	-	-	-	-	-	-	-	(Z)	(Z)	MA NY NJ PA	
43	77	2	2	70	124	3	3	8	5	(Z)	(Z)	9	16	6	7	7 NJ PA	
48	127	5	9	26	57	(Z)	(Z)	1	2	-	-	2	3	(Z)	(Z)	(Z)	
507	1 191	3	6	17	57	2	3	-	-	3	6	-	-	6	44	44 OH IN IL MI WI	
546	1 526	9	10	52	180	62	185	15	14	2	2	4	4	-	-	-	
1 464	8 423	179	382	165	657	125	397	224	952	8	11	74	161	31	79	79 IL MI WI	
72	198	-	-	1	1	3	4	1	3	-	-	-	-	1	1	1 MI WI	
23	122	1	5	-	-	-	-	-	-	-	-	-	-	-	-	-	
208	812	374	1 594	11	18	22	43	45	110	11	51	120	308	27	35	WNC MN	

TABLE 9. SHIPMENTS BY MANUFACTURING ESTABLISHMENTS--INDUSTRY GROUP AND ORIGIN BY DESTINATION: 1977--CON.

SIC CODE	INDUSTRY DESCRIPTION AND STATE OF ORIGIN	ALL SHIPMENTS						VALUE (HILLION DOLLARS) AND TONS (THOUSANDS) OF SHIPMENTS BY DESTINATION					
		VALUE (HILLION DOLLARS) (A)	TONS (THOUSANDS) (B)	TON-HILES (MILLIONS) (C)	STANDARD ERROR (PERCENT) FOR COLUMNS--			NEW ENGLAND		MIDDLE ATLANTIC			
					A	B	C	VALUE	TONS	VALUE	TONS		
207	FATS OR OILS. . . . .												
	WEST NORTH CENTRAL												
	IOWA. . . . .	1 266	4 975	1 797	22	20	13	-	-	5	10		
	MISSOURI. . . . .	339	1 441	452	18	16	36	-	-	-	-		
	NEBRASKA. . . . .	293	909	571	16	17	17	-	-	21	37		
	KANSAS. . . . .	253	958	305	13	13	13	-	-	-	-		
	SOUTH ATLANTIC												
	DELAWARE. . . . .	73	235	17	13	7	15	3	4	34	77		
	MARYLAND. . . . .	85	153	24	15	23	20	24	34	28	47		
	VIRGINIA. . . . .	191	743	132	64	71	48	16	49	12	49		
	NORTH CAROLINA. . . . .	393	1 446	275	14	8	18	54	102	32	72		
	SOUTH CAROLINA. . . . .	174	546	108	17	14	25	(Z)	2	5	13		
	GEORGIA. . . . .	477	1 401	278	36	17	46	-	-	19	31		
	FLORIDA. . . . .	57	71	53	100	100	100	1	1	5	6		
	EAST SOUTH CENTRAL												
	KENTUCKY. . . . .	291	859	350	15	24	32	4	7	43	84		
	TENNESSEE. . . . .	875	2 525	863	6	11	21	5	6	57	214		
	ALABAMA. . . . .	355	1 349	467	20	15	28	3	7	51	221		
	MISSISSIPPI. . . . .	295	1 238	443	25	27	29	2	10	17	69		
	WEST SOUTH CENTRAL												
	ARKANSAS. . . . .	377	1 712	576	12	17	19	-	-	6	103		
	LOUISIANA. . . . .	312	594	199	58	58	67	-	-	-	-		
	OKLAHOMA. . . . .	73	563	117	65	78	75	-	-	-	-		
	TEXAS. . . . .	813	2 748	1 007	20	13	15	-	-	57	173		
	MOUNTAIN												
	MONTANA. . . . .	10	43	15	71	77	83	-	-	-	-		
	COLORADO. . . . .	52	190	61	100	100	100	-	-	-	-		
	ARIZONA. . . . .	65	298	96	61	58	52	-	-	-	-		
	PACIFIC												
	OREGON. . . . .	120	188	72	26	23	28	-	-	-	-		
	CALIFORNIA. . . . .	1 112	2 814	884	22	17	22	2	2	11	22		
208	BEVERAGES. . . . .	23 320	80 136	17 295	7	10	7	986	3 280	3 301	11 260		
	NEW ENGLAND												
	NEW HAMPSHIRE. . . . .	155	568	49	4	4	9	144	530	9	33		
	MASSACHUSETTS. . . . .	293	1 186	21	91	96	91	287	1 183	1	1		
	RHODE ISLAND. . . . .	59	213	20	4	3	11	44	164	14	48		
	CONNECTICUT. . . . .	198	205	80	100	100	100	11	7	64	88		
	MIDDLE ATLANTIC												
	NEW YORK. . . . .	1 451	4 391	857	19	26	20	98	240	879	3 347		
	NEW JERSEY. . . . .	983	2 489	320	19	8	14	85	323	613	1 765		
	PENNSYLVANIA. . . . .	973	3 727	253	51	59	20	47	193	787	3 292		
	EAST NORTH CENTRAL												
	OHIO. . . . .	1 085	3 396	531	37	40	18	8	32	119	380		
	INDIANA. . . . .	697	2 211	293	47	72	9	11	13	39	71		
	ILLINOIS. . . . .	1 522	3 764	764	30	47	33	27	25	65	97		
	MICHIGAN. . . . .	844	2 746	284	40	50	18	-	-	42	176		
	WISCONSIN. . . . .	1 423	5 274	1 949	15	18	9	19	72	91	365		
	WEST NORTH CENTRAL												
	MINNESOTA. . . . .	440	1 517	595	13	11	17	4	6	20	46		
	IOWA. . . . .	131	655	3	100	100	100	-	-	-	-		
	MISSOURI. . . . .	745	2 537	849	31	46	16	14	25	13	1		
	NEBRASKA. . . . .	84	294	50	100	100	100	-	-	-	-		
	KANSAS. . . . .	143	532	38	74	65	29	-	-	-	-		
	SOUTH ATLANTIC												
	MARYLAND. . . . .	681	2 374	374	2	3	7	32	63	250	828		
	VIRGINIA. . . . .	430	1 820	117	65	73	19	7	23	6	20		
	NORTH CAROLINA. . . . .	525	2 087	307	47	52	36	18	57	28	104		
	SOUTH CAROLINA. . . . .	219	981	131	83	81	97	-	-	15	61		
	GEORGIA. . . . .	531	1 898	302	41	51	12	-	-	2	7		
	FLORIDA. . . . .	715	3 846	443	32	51	22	1	3	8	30		
	EAST SOUTH CENTRAL												
	KENTUCKY. . . . .	981	1 992	580	21	40	18	20	18	44	64		
	TENNESSEE. . . . .	599	3 062	256	41	30	6	11	36	(Z)	(Z)		
	ALABAMA. . . . .	213	943	16	81	80	42	-	-	-	-		
	WEST SOUTH CENTRAL												
	ARKANSAS. . . . .	124	1 407	68	100	100	100	-	-	-	-		
	LOUISIANA. . . . .	354	2 142	59	57	58	76	-	-	-	-		
	OKLAHOMA. . . . .	140	763	30	55	44	14	-	-	-	-		
	TEXAS. . . . .	1 689	5 232	1 190	8	4	6	-	-	5	22		
	MOUNTAIN												
	IOAHO. . . . .	28	93	4	100	100	100	-	-	-	-		
	COLORADO. . . . .	631	2 183	1 095	5	5	7	-	-	-	-		
	ARIZONA. . . . .	116	392	28	62	49	52	-	-	-	-		
	PACIFIC												
	WASHINGTON. . . . .	456	1 598	678	19	17	13	-	-	(Z)	(Z)		
	OREGON. . . . .	110	428	107	5	5	18	-	-	-	-		
	CALIFORNIA. . . . .	2 932	8 998	3 966	22	29	14	64	138	163	352		
209	MISC. FOODS AND KINDRED PRODUCTS. . . . .	16 883	27 139	5 615	8	35	10	820	583	2 891	12 931		
	NEW ENGLAND												
	MAINE. . . . .	109	105	48	49	49	54	60	62	20	15		





TABLE 9. SHIPMENTS BY MANUFACTURING ESTABLISHMENTS--INDUSTRY GROUP AND ORIGIN BY DESTINATION: 1977--CON.

SIC CODE	INDUSTRY DESCRIPTION AND STATE OF ORIGIN	ALL SHIPMENTS						VALUE (MILLION DOLLARS) AND TONS (THOUSANDS) OF SHIPMENTS BY DESTINATION					
		VALUE (MILLION DOLLARS) (A)	TONS (THOU- SANDS) (B)	TON-MILES (MIL- LIONS) (C)	STANDARD ERROR (PERCENT) FOR COLUMNS--			NEW ENGLAND		MIDDLE ATLANTIC			
					A	B	C	VALUE	TONS	VALUE	TONS		
209	MISC. FOODS AND KINDRED PRODUCTS. . . . .												
	NEW ENGLAND												
	NEW HAMPSHIRE . . . . .	49	18	22	6	5	9	(Z)	(Z)	1	1		
	MASSACHUSETTS . . . . .	563	659	594	24	51	73	232	211	43	40		
	MIDDLE ATLANTIC												
	NEW YORK . . . . .	751	10 910	516	38	91	11	92	110	477	10 360		
	NEW JERSEY . . . . .	1 558	522	239	13	12	15	117	44	678	245		
	PENNSYLVANIA . . . . .	729	1 660	88	33	68	36	37	24	587	1 566		
	EAST NORTH CENTRAL												
	OHIO . . . . .	630	355	67	23	14	43	2	1	35	37		
	INDIANA . . . . .	182	2 625	13	100	100	100	-	-	-	-		
	ILLINOIS . . . . .	932	1 016	284	54	65	80	(Z)	(Z)	79	77		
	MICHIGAN . . . . .	208	879	238	84	98	99	-	-	(Z)	(Z)		
	WISCONSIN . . . . .	195	88	46	76	80	89	-	-	8	4		
	WEST NORTH CENTRAL												
	MINNESOTA . . . . .	127	126	36	28	50	73	-	-	1	(Z)		
	IOWA . . . . .	127	102	38	100	100	100	-	-	8	6		
	MISSOURI . . . . .	498	223	69	69	42	62	-	-	35	9		
	NEBRASKA . . . . .	154	308	132	64	74	54	-	-	-	-		
	KANSAS . . . . .	86	76	34	12	13	17	2	3	1	1		
	SOUTH ATLANTIC												
	DELAWARE . . . . .	438	263	158	7	8	12	28	19	68	34		
	MARYLAND . . . . .	415	565	99	29	71	28	30	13	85	106		
	VIRGINIA . . . . .	421	127	63	77	75	71	6	2	121	36		
	NORTH CAROLINA . . . . .	154	421	36	70	87	85	-	-	-	-		
	SOUTH CAROLINA . . . . .	19	236	1	-	-	-	-	-	-	-		
	GEORGIA . . . . .	221	164	40	9	29	13	(Z)	(Z)	15	3		
	FLORIDA . . . . .	1 086	538	159	8	41	11	44	8	133	22		
	EAST SOUTH CENTRAL												
	KENTUCKY . . . . .	174	117	18	20	22	23	-	-	-	-		
	TENNESSEE . . . . .	260	229	84	5	23	9	5	4	16	11		
	ALABAMA . . . . .	144	39	20	83	73	70	-	-	-	-		
	MISSISSIPPI . . . . .	111	34	24	100	100	100	14	4	1	(Z)		
	WEST SOUTH CENTRAL												
	LOUISIANA . . . . .	646	402	124	53	41	50	29	7	67	13		
	TEXAS . . . . .	1 296	1 358	592	32	48	60	26	4	156	108		
	PACIFIC												
	WASHINGTON . . . . .	504	185	110	30	22	29	15	4	16	4		
	OREGON . . . . .	180	52	35	78	78	90	-	-	-	-		
	CALIFORNIA . . . . .	2 933	1 993	1 103	20	22	12	12	9	175	88		
	ALASKA . . . . .	486	188	214	36	39	40	-	-	-	-		
	HAWAII . . . . .	56	22	46	38	26	30	(Z)	(Z)	9	4		
21	TOBACCO PRODUCTS. . . . .	9 031	2 365	946	5	9	10	334	54	1 222	198		
	MIDDLE ATLANTIC												
	NEW JERSEY . . . . .	14	4	1	19	20	25	1	(Z)	7	2		
	PENNSYLVANIA . . . . .	143	34	14	22	56	67	3	1	82	13		
	EAST NORTH CENTRAL												
	OHIO . . . . .	9	2	1	21	10	13	(Z)	(Z)	2	1		
	INDIANA . . . . .	5	1	(Z)	100	100	100	1	(Z)	(Z)	(Z)		
	ILLINOIS . . . . .	85	16	9	9	9	16	2	(Z)	13	2		
	SOUTH ATLANTIC												
	VIRGINIA . . . . .	2 392	714	245	10	15	15	208	34	509	87		
	WEST VIRGINIA . . . . .	16	4	1	17	16	17	-	-	4	1		
	NORTH CAROLINA . . . . .	4 325	1 020	443	10	12	17	91	13	467	70		
	SOUTH CAROLINA . . . . .	11	35	6	77	70	69	-	-	-	-		
	GEORGIA . . . . .	71	10	6	6	6	16	7	1	1	(Z)		
	FLORIDA . . . . .	75	15	14	6	6	9	2	(Z)	16	2		
	EAST SOUTH CENTRAL												
	KENTUCKY . . . . .	1 678	423	184	7	11	11	16	2	95	16		
	TENNESSEE . . . . .	118	57	12	10	8	13	-	-	(Z)	(Z)		
	ALABAMA . . . . .	27	14	4	52	15	50	1	(Z)	6	1		
211	CIGARETTES. . . . .	6 374	1 137	740	8	10	12	314	49	1 046	162		
	SOUTH ATLANTIC												
	VIRGINIA . . . . .	1 880	446	217	9	18	17	202	33	492	79		
	NORTH CAROLINA . . . . .	3 252	509	402	14	14	20	91	13	462	67		
	GEORGIA . . . . .	63	9	5	7	7	20	6	1	-	-		
	EAST SOUTH CENTRAL												
	KENTUCKY . . . . .	1 179	174	116	9	5	9	15	2	91	15		
212	CIGARS. . . . .	242	47	23	10	8	13	7	1	105	14		
	MIDDLE ATLANTIC												
	PENNSYLVANIA . . . . .	105	13	4	9	9	21	3	(Z)	78	10		
	EAST NORTH CENTRAL												
	OHIO . . . . .	5	1	(Z)	41	27	24	(Z)	(Z)	-	-		
	INDIANA . . . . .	5	1	(Z)	100	100	100	1	(Z)	(Z)	(Z)		
	SOUTH ATLANTIC												
	WEST VIRGINIA . . . . .	2	(Z)	(Z)	100	100	100	-	-	1	(Z)		
	GEORGIA . . . . .	8	2	1	15	16	22	1	(Z)	1	(Z)		
	FLORIDA . . . . .	73	15	13	6	6	9	2	(Z)	16	2		

VALUE (MILLION DOLLARS) AND TONS (THOUSANDS) OF SHIPMENTS BY DESTINATION

EAST NORTH CENTRAL		WEST NORTH CENTRAL		SOUTH ATLANTIC		EAST SOUTH CENTRAL		WEST SOUTH CENTRAL		MOUNTAIN		PACIFIC		UNKNOWN		SIC AND AREA CODE
VALUE	TONS	VALUE	TONS	VALUE	TONS	VALUE	TONS	VALUE	TONS	VALUE	TONS	VALUE	TONS	VALUE	TONS	
13	5	21	8	5	2	-	-	4	2	2	1	2	1	-	-	209
100	67	58	127	64	51	13	13	21	53	4	2	26	89	2	5	NE NH MA
61	96	1	8	32	183	30	34	26	83	24	5	7	33	-	-	MA NY
248	75	16	7	202	86	54	12	103	22	20	8	121	23	(Z)	(Z)	NJ PA
31	15	10	4	57	48	1	(Z)	-	-	-	-	6	3	-	-	
481	231	36	31	32	40	30	10	9	3	(Z)	(Z)	3	1	3	1	ENC OH
182	625	-	-	-	-	-	-	-	-	-	-	-	-	-	-	IN
432	423	281	355	28	17	50	57	34	44	13	31	11	11	4	1	IL
144	672	36	115	19	66	9	26	-	-	-	-	-	-	(Z)	(Z)	MI
87	34	21	9	32	16	17	8	24	12	(Z)	(Z)	6	5	-	-	WI
47	50	63	66	2	2	1	(Z)	(Z)	(Z)	7	5	4	3	(Z)	(Z)	WNC MN
74	59	38	30	-	-	-	-	2	2	5	5	-	-	-	-	IA
70	24	230	123	10	5	29	15	67	28	4	3	54	17	-	-	MO
4	9	85	188	13	29	10	20	33	45	-	-	8	16	-	-	NE
5	9	47	32	2	5	4	3	15	15	9	7	(Z)	(Z)	-	-	KS
138	76	9	4	74	71	28	13	44	21	15	7	34	18	-	-	SA DE
89	42	11	4	141	374	10	3	20	8	8	4	20	6	1	5	MD
53	22	1	(Z)	178	46	29	6	15	8	-	-	18	6	-	-	VA
-	-	-	-	150	420	4	1	-	-	-	-	-	-	-	-	NC
-	-	-	-	19	236	-	-	-	-	-	-	-	-	-	-	SC
12	4	11	3	107	101	51	28	17	8	3	1	2	1	3	15	GA
367	66	27	5	260	392	186	33	11	2	14	3	43	8	-	-	FL
132	86	-	-	13	9	28	21	(Z)	1	-	-	(Z)	(Z)	-	-	ESC KY
100	69	16	10	32	22	36	70	47	30	4	2	4	3	1	8	TN
7	2	6	2	77	20	18	5	28	8	2	(Z)	5	1	-	-	AL
15	5	1	(Z)	15	4	5	2	52	17	1	1	5	2	-	-	MS
64	14	49	11	72	29	58	40	218	288	25	5	62	13	2	2	WSC LA
169	55	48	17	187	260	118	74	370	754	9	5	212	80	1	(Z)	TX
54	11	28	8	3	1	-	-	17	3	47	24	301	123	22	7	PAC WA
3	2	-	-	-	-	-	-	-	-	1	(Z)	176	50	-	-	OR
224	105	196	112	146	74	25	13	248	104	261	87	1 621	1 349	23	52	CA
-	-	-	-	-	-	-	-	-	-	-	-	486	188	-	-	AK
(Z)	(Z)	-	-	(Z)	(Z)	-	-	(Z)	(Z)	-	-	44	14	2	4	HI
926	149	455	79	2 749	1 101	1 138	318	991	164	281	45	630	100	305	157	21
(Z)	(Z)	-	-	5	1	(Z)	(Z)	-	-	-	-	-	-	-	-	MA NJ PA
6	2	2	(Z)	29	11	16	6	1	(Z)	2	(Z)	1	(Z)	-	-	
6	1	(Z)	(Z)	1	(Z)	(Z)	(Z)	(Z)	(Z)	-	-	(Z)	(Z)	-	-	ENC OH
2	(Z)	1	(Z)	(Z)	(Z)	(Z)	(Z)	(Z)	(Z)	-	-	-	-	-	-	IN
21	4	19	4	2	(Z)	1	(Z)	10	2	10	2	7	1	-	-	IL
130	22	67	12	762	325	413	130	140	24	5	1	117	24	40	57	SA VA
6	1	(Z)	(Z)	4	1	1	(Z)	1	(Z)	(Z)	(Z)	(Z)	(Z)	(Z)	(Z)	WV
502	77	161	26	1 424	529	275	48	603	93	150	24	398	58	254	83	NC
-	-	-	-	11	34	(Z)	2	-	-	-	-	-	-	-	-	SC
4	1	-	-	15	2	21	3	16	2	-	-	6	1	-	-	GA
14	2	1	(Z)	11	3	13	4	4	1	3	(Z)	10	2	-	-	FL
221	36	197	36	423	167	350	101	183	33	108	18	85	14	1	1	ESC KY
5	1	4	1	44	20	30	11	25	8	1	(Z)	1	(Z)	9	15	TN
4	1	(Z)	(Z)	1	(Z)	9	11	3	1	1	(Z)	1	(Z)	-	-	AL
845	132	417	67	1 089	225	814	177	932	148	262	42	605	95	51	40	211
127	21	67	12	316	105	391	117	140	23	5	1	117	23	24	31	SA VA
501	76	161	26	595	100	262	42	603	93	150	24	398	58	28	9	NC
3	(Z)	-	-	11	2	20	3	16	2	-	-	6	1	-	-	GA
214	34	188	30	166	18	141	15	173	29	106	17	84	13	-	-	ESC KY
31	5	5	1	24	5	41	17	11	2	4	1	12	2	-	-	212
3	(Z)	2	(Z)	7	1	10	1	1	(Z)	1	(Z)	1	(Z)	-	-	MA PA
4	(Z)	(Z)	(Z)	(Z)	(Z)	(Z)	(Z)	(Z)	(Z)	-	-	(Z)	(Z)	-	-	ENC OH
2	(Z)	1	(Z)	(Z)	(Z)	(Z)	(Z)	(Z)	(Z)	-	-	-	-	-	-	IN
(Z)	(Z)	-	-	(Z)	(Z)	(Z)	(Z)	-	-	-	-	(Z)	(Z)	-	-	SA WV GA
1	(Z)	-	-	3	1	1	(Z)	(Z)	(Z)	-	-	-	-	-	-	FL
14	2	1	(Z)	11	3	13	4	4	1	3	(Z)	10	2	-	-	

TABLE 9. SHIPMENTS BY MANUFACTURING ESTABLISHMENTS--INDUSTRY GROUP AND ORIGIN BY DESTINATION: 1977--CON.

SIC CODE	INDUSTRY DESCRIPTION AND STATE OF ORIGIN	ALL SHIPMENTS						VALUE (MILLION DOLLARS) AND TONS (THOUSANDS) OF SHIPMENTS BY DESTINATION					
		VALUE (MILLION DOLLARS) (A)	TONS (THOU- SANDS) (B)	TON-MILES (MIL- LIONS) (C)	STANDARD ERROR (PERCENT) FOR COLUMNS--			NEW ENGLAND		MIDDLE ATLANTIC			
					A	B	C	VALUE	TONS	VALUE	TONS		
212	CIGARS . . . . .												
	EAST SOUTH CENTRAL												
	KENTUCKY . . . . .	14	2	(Z)	17	22	14	(Z)	(Z)	(Z)	(Z)	(Z)	(Z)
	ALABAMA . . . . .	27	14	4	52	15	50	1	(Z)	6	(Z)	1	(Z)
213	CHEWING DR SMOKING TOBACCO . . . . .	354	95	34	4	5	8	11	3	51	12		
	MIDDLE ATLANTIC												
	NEW JERSEY . . . . .	14	4	1	19	20	25	1	(Z)	7	(Z)	2	(Z)
	PENNSYLVANIA . . . . .	7	1	1	18	20	14	-	-	2	(Z)		(Z)
	EAST NORTH CENTRAL												
	OHIO . . . . .	4	2	(Z)	13	11	18	-	-	1	(Z)	1	(Z)
	ILLINOIS . . . . .	85	16	9	9	9	16	2	(Z)	13	(Z)	2	(Z)
	SOUTH ATLANTIC												
	VIRGINIA . . . . .	58	13	4	16	17	36	7	2	12	(Z)	2	(Z)
	WEST VIRGINIA . . . . .	14	4	1	15	16	14	-	-	3	(Z)	1	(Z)
	NORTH CAROLINA . . . . .	27	9	2	27	26	30	(Z)	(Z)	2	(Z)	1	(Z)
	EAST SOUTH CENTRAL												
	KENTUCKY . . . . .	44	15	7	8	9	13	1	(Z)	3	(Z)	1	(Z)
	TENNESSEE . . . . .	82	26	7	12	12	13	-	-	(Z)	(Z)	1	(Z)
214	TOBACCO STEMMING AND REDRYING . . . . .	2 056	1 095	148	20	18	20	1	1	12	10		
	MIDDLE ATLANTIC												
	PENNSYLVANIA . . . . .	31	19	9	100	100	100	1	1	3	(Z)	3	(Z)
	SOUTH ATLANTIC												
	VIRGINIA . . . . .	454	255	24	34	32	21	-	-	5	(Z)	5	(Z)
	NORTH CAROLINA . . . . .	1 046	502	39	31	27	34	-	-	3	(Z)	2	(Z)
	SOUTH CAROLINA . . . . .	11	35	6	77	70	69	-	-	-	(Z)	-	(Z)
	EAST SOUTH CENTRAL												
	KENTUCKY . . . . .	441	233	61	8	19	31	-	-	(Z)	(Z)	1	(Z)
	TENNESSEE . . . . .	37	31	6	18	10	20	-	-	-	(Z)	-	(Z)
22	TEXTILE MILL PRODUCTS . . . . .	40 469	14 127	5 359	3	14	5	1 952	725	7 692	2 876		
	NEW ENGLAND												
	MAINE . . . . .	341	47	25	6	7	9	101	16	131	(Z)	15	(Z)
	NEW HAMPSHIRE . . . . .	219	37	16	44	44	61	67	9	89	(Z)	19	(Z)
	MASSACHUSETTS . . . . .	1 123	509	282	14	13	11	235	114	279	(Z)	152	(Z)
	RHODE ISLAND . . . . .	468	260	93	23	69	49	83	81	158	(Z)	128	(Z)
	CONNECTICUT . . . . .	404	85	43	32	30	34	82	18	178	(Z)	38	(Z)
	MIDDLE ATLANTIC												
	NEW YORK . . . . .	1 905	586	203	22	26	33	48	19	1 157	(Z)	380	(Z)
	NEW JERSEY . . . . .	1 079	303	84	33	98	83	122	20	692	(Z)	215	(Z)
	PENNSYLVANIA . . . . .	1 863	766	210	15	31	16	97	55	871	(Z)	478	(Z)
	EAST NORTH CENTRAL												
	OHIO . . . . .	381	139	42	28	35	30	6	3	44	(Z)	19	(Z)
	INDIANA . . . . .	62	11	8	16	13	23	(Z)	(Z)	6	(Z)	1	(Z)
	ILLINOIS . . . . .	170	89	34	24	22	14	5	1	21	(Z)	9	(Z)
	MICHIGAN . . . . .	196	86	19	10	7	17	(Z)	(Z)	2	(Z)	2	(Z)
	WISCONSIN . . . . .	220	39	19	41	66	56	10	2	22	(Z)	3	(Z)
	WEST NORTH CENTRAL												
	MINNESOTA . . . . .	93	11	4	6	5	11	1	(Z)	4	(Z)	1	(Z)
	INDIANA . . . . .	36	6	5	22	21	26	(Z)	(Z)	2	(Z)	1	(Z)
	SOUTH DAKOTA . . . . .	39	9	4	33	36	25	(Z)	(Z)	2	(Z)	1	(Z)
	SOUTH ATLANTIC												
	DELAWARE . . . . .	39	23	8	74	74	73	8	7	11	(Z)	8	(Z)
	MARYLAND . . . . .	34	7	3	100	100	100	(Z)	(Z)	(Z)	(Z)	1	(Z)
	VIRGINIA . . . . .	1 997	472	195	18	22	21	128	31	447	(Z)	117	(Z)
	NORTH CAROLINA . . . . .	11 046	3 359	1 093	8	7	6	349	93	1 664	(Z)	514	(Z)
	SOUTH CAROLINA . . . . .	6 471	2 283	708	10	11	7	267	95	585	(Z)	232	(Z)
	GEORGIA . . . . .	6 716	3 071	1 361	9	10	10	188	109	713	(Z)	361	(Z)
	FLORIDA . . . . .	133	24	3	72	82	31	(Z)	(Z)	(Z)	(Z)	1	(Z)
	EAST SOUTH CENTRAL												
	KENTUCKY . . . . .	295	95	43	16	16	13	2	(Z)	40	(Z)	11	(Z)
	TENNESSEE . . . . .	1 110	331	140	15	16	17	35	11	206	(Z)	52	(Z)
	ALABAMA . . . . .	1 730	636	319	15	17	19	62	25	218	(Z)	85	(Z)
	MISSISSIPPI . . . . .	328	153	81	20	21	28	7	1	68	(Z)	15	(Z)
	WEST SOUTH CENTRAL												
	ARKANSAS . . . . .	261	99	75	24	26	29	19	9	11	(Z)	4	(Z)
	LOUISIANA . . . . .	70	29	22	19	48	59	1	(Z)	6	(Z)	1	(Z)
	OKLAHOMA . . . . .	116	35	14	100	100	100	10	1	19	(Z)	3	(Z)
	TEXAS . . . . .	304	80	71	41	38	46	8	2	16	(Z)	5	(Z)
	MOUNTAIN												
	MONTANA . . . . .	4	(Z)	(Z)	-	-	-	-	-	-	(Z)	-	(Z)
	NEW MEXICO . . . . .	48	2	3	100	100	100	-	-	3	(Z)	1	(Z)
	PACIFIC												
	WASHINGTON . . . . .	31	3	1	18	16	35	1	(Z)	-	(Z)	-	(Z)
	OREGON . . . . .	66	11	11	35	37	43	4	1	3	(Z)	2	(Z)
	CALIFORNIA . . . . .	955	406	107	35	36	24	(Z)	(Z)	8	(Z)	2	(Z)
221	WEAVING MILL, COTTON . . . . .	4 427	1 354	499	8	9	8	241	77	526	143		
	SOUTH ATLANTIC												
	VIRGINIA . . . . .	119	20	10	26	31	29	2	(Z)	14	(Z)	2	(Z)





TABLE 9. SHIPMENTS BY MANUFACTURING ESTABLISHMENTS--INDUSTRY GROUP AND ORIGIN BY DESTINATION: 1977--CON.

SIC CODE	INDUSTRY DESCRIPTION AND STATE OF ORIGIN	ALL SHIPMENTS						VALUE (MILLION DOLLARS) AND TONS (THOUSANDS) OF SHIPMENTS BY DESTINATION					
		VALUE (MILLION DOLLARS) (A)	TONS (THOU- SANDS) (B)	TON-MILES (MIL- LIONS) (C)	STANDARD ERROR (PERCENT) FOR COLUMNS--			NEW ENGLAND		MIDDLE ATLANTIC			
					A	B	C	VALUE	TONS	VALUE	TONS		
221	WEAVING MILL, COTTON. . . . .												
	SOUTH ATLANTIC												
	NORTH CAROLINA. . . . .	1 445	382	126	13	16	14	20	5	254	57		
	SOUTH CAROLINA. . . . .	872	283	91	21	21	22	114	35	73	29		
	GEORGIA. . . . .	1 172	389	139	19	16	19	41	13	91	25		
	EAST SOUTH CENTRAL												
	TENNESSEE. . . . .	50	21	10	37	44	37	7	3	1	(2)		
	ALABAMA. . . . .	494	172	88	21	24	31	41	15	60	21		
222	WEAVING MILLS, MAN-MADE FIBER OR SILK. . . . .	6 327	1 836	507	17	17	15	244	51	633	174		
	NEW ENGLAND												
	MASSACHUSETTS. . . . .	167	39	40	18	23	22	7	1	14	3		
	CONNECTICUT. . . . .	45	4	1	100	100	100	11	1	21	1		
	MIDDLE ATLANTIC												
	PENNSYLVANIA. . . . .	161	43	12	93	98	100	-	-	143	39		
	SOUTH ATLANTIC												
	VIRGINIA. . . . .	586	122	50	46	53	47	87	17	188	43		
	NORTH CAROLINA. . . . .	1 829	450	77	29	31	26	81	15	66	14		
	SOUTH CAROLINA. . . . .	2 340	705	120	25	23	20	33	10	81	34		
	GEORGIA. . . . .	566	304	126	13	12	17	14	4	34	17		
	EAST SOUTH CENTRAL												
	ALABAMA. . . . .	216	64	20	46	48	36	1	(2)	1	1		
	WEST SOUTH CENTRAL												
	TEXAS. . . . .	130	32	25	52	58	67	(2)	(2)	2	1		
223	WEAVING OR FINISHING MILL, WOOL. . . . .	583	115	72	14	30	44	117	51	176	23		
	NEW ENGLAND												
	MAINE. . . . .	136	17	5	5	9	12	58	9	60	6		
	NEW HAMPSHIRE. . . . .	56	11	3	16	15	13	19	3	27	7		
	MASSACHUSETTS. . . . .	75	13	9	45	60	74	12	1	26	3		
	RHODE ISLAND. . . . .	40	5	6	100	100	100	5	(2)	7	1		
	CONNECTICUT. . . . .	9	1	(2)	70	69	83	1	(2)	3	(2)		
	MIDDLE ATLANTIC												
	NEW YORK. . . . .	30	2	1	60	31	30	3	(2)	1	(2)		
	NEW JERSEY. . . . .	3	(2)	(2)	100	100	100	-	-	3	(2)		
	PENNSYLVANIA. . . . .	32	3	2	37	46	61	3	(2)	8	1		
	EAST NORTH CENTRAL												
	OHIO. . . . .	7	(2)	(2)	100	100	100	1	(2)	1	(2)		
	SOUTH ATLANTIC												
	SOUTH CAROLINA. . . . .	32	4	1	-	-	-	-	-	-	-		
	GEORGIA. . . . .	79	44	33	9	71	85	7	31	27	4		
	EAST SOUTH CENTRAL												
	ALABAMA. . . . .	15	(2)	(2)	100	100	100	1	(2)	1	(2)		
	WEST SOUTH CENTRAL												
	TEXAS. . . . .	5	2	2	100	100	100	(2)	(2)	2	1		
	PACIFIC												
	WASHINGTON. . . . .	12	1	(2)	18	16	35	(2)	(2)	-	-		
	OREGON. . . . .	16	3	2	100	100	100	2	1	-	-		
224	NARROW FABRIC MILL. . . . .	683	121	68	15	15	19	55	7	153	24		
	NEW ENGLAND												
	NEW HAMPSHIRE. . . . .	27	2	1	100	100	100	10	(2)	8	1		
	MASSACHUSETTS. . . . .	34	5	2	57	56	58	7	1	15	2		
	RHODE ISLAND. . . . .	105	14	10	49	43	46	11	2	41	5		
	CONNECTICUT. . . . .	10	1	(2)	100	100	100	7	1	(2)	(2)		
	MIDDLE ATLANTIC												
	NEW YORK. . . . .	61	16	9	27	34	30	3	1	10	2		
	PENNSYLVANIA. . . . .	66	7	3	45	41	49	3	(2)	21	3		
	EAST NORTH CENTRAL												
	OHIO. . . . .	15	10	8	100	100	100	-	-	1	(2)		
	SOUTH ATLANTIC												
	MARYLAND. . . . .	15	3	1	100	100	100	(2)	(2)	(2)	(2)		
	VIRGINIA. . . . .	35	7	2	52	34	41	1	(2)	8	2		
	NORTH CAROLINA. . . . .	119	12	6	34	31	37	2	(2)	13	2		
	SOUTH CAROLINA. . . . .	90	22	13	31	38	31	7	1	15	3		
	EAST SOUTH CENTRAL												
	TENNESSEE. . . . .	12	2	1	100	100	100	1	(2)	5	1		
	ALABAMA. . . . .	26	5	2	74	86	77	(2)	(2)	3	1		
	PACIFIC												
	CALIFORNIA. . . . .	8	4	4	73	98	100	-	-	(2)	(2)		
225	KNITTING MILL. . . . .	9 447	2 269	846	7	7	10	482	102	2 892	916		
	NEW ENGLAND												
	NEW HAMPSHIRE. . . . .	56	10	6	100	100	100	13	2	21	4		
	MASSACHUSETTS. . . . .	289	57	39	33	22	25	53	9	103	23		
	RHODE ISLAND. . . . .	68	8	3	16	19	30	17	3	27	3		
	CONNECTICUT. . . . .	102	17	5	90	90	83	-	-	81	14		





TABLE 9. SHIPMENTS BY MANUFACTURING ESTABLISHMENTS--INDUSTRY GROUP AND ORIGIN BY DESTINATION: 1977--CON.

SIC CODE	INDUSTRY DESCRIPTION AND STATE OF ORIGIN	ALL SHIPMENTS						VALUE (MILLION DOLLARS) AND TONS (THOUSANDS) OF SHIPMENTS BY DESTINATION					
		VALUE (MILLION DOLLARS) (A)	TONS (THOU- SANDS) (B)	TON-MILES (MIL- LIONS) (C)	STANDARD ERROR (PERCENT) FOR COLUMNS--			NEW ENGLAND		MIDDLE ATLANTIC			
					A	B	C	VALUE	TONS	VALUE	TONS		
225	KNITTING MILL . . . . .												
	MIDDLE ATLANTIC												
	NEW YORK . . . . .	1 288	400	131	27	34	47	26	13	914	292		
	NEW JERSEY . . . . .	423	65	9	51	53	83	68	9	301	46		
	PENNSYLVANIA . . . . .	1 005	371	67	22	57	32	51	11	473	299		
	EAST NORTH CENTRAL												
	OHIO . . . . .	77	4	2	28	45	52	1	(Z)	13	1		
	INDIANA . . . . .	6	1	1	16	13	23	(Z)	(Z)	1	(Z)		
	ILLINOIS . . . . .	17	2	1	78	72	70	3		4	(Z)		
	WISCONSIN . . . . .	100	6	5	54	61	64	3	(Z)	10	1		
	WEST NORTH CENTRAL												
	MINNESOTA . . . . .	55	6	2	6	5	11	(Z)	(Z)	2	(Z)		
	SOUTH ATLANTIC												
	VIRGINIA . . . . .	390	55	23	36	28	36	18	5	85	12		
	NORTH CAROLINA . . . . .	3 398	833	361	10	10	14	144	29	590	164		
	SOUTH CAROLINA . . . . .	610	128	42	17	31	42	35	11	53	14		
	GEORGIA . . . . .	214	41	13	44	48	75	9	3	8	2		
	FLORIDA . . . . .	99	18	2	72	82	31	(Z)	(Z)	(Z)	(Z)		
	EAST SOUTH CENTRAL												
	KENTUCKY . . . . .	113	20	6	30	42	22	(Z)	(Z)	17	2		
	TENNESSEE . . . . .	412	76	43	16	13	15	18	3	71	15		
	ALABAMA . . . . .	198	62	39	55	67	51	8	2	45	16		
	MISSISSIPPI . . . . .	116	15	10	30	34	31	4	(Z)	35	3		
	WEST SOUTH CENTRAL												
	LOUISIANA . . . . .	51	11	7	19	25	20	(Z)	(Z)	6	1		
	MOUNTAIN												
	NEW MEXICO . . . . .	47	2	3	100	100	100	-	-	3	(Z)		
	PACIFIC												
	OREGON . . . . .	34	6	8	30	37	52	1	(Z)	3	(Z)		
	CALIFORNIA . . . . .	156	31	6	66	86	72	(Z)	(Z)	1	(Z)		
226	TEXTILE FINISHING, EXCEPT WOOL . . . . .	3 993	1 584	693	7	59	12	182	81	1 065	502		
	NEW ENGLAND												
	MASSACHUSETTS . . . . .	185	206	107	39	13	13	42	21	69	93		
	RHODE ISLAND . . . . .	65	21	8	58	63	61	12	8	27	7		
	CONNECTICUT . . . . .	65	24	9	14	14	27	3	1	49	18		
	MIDDLE ATLANTIC												
	NEW YORK . . . . .	122	19	6	33	35	28	3	(Z)	82	14		
	NEW JERSEY . . . . .	286	104	34	42	99	88	23	5	135	70		
	PENNSYLVANIA . . . . .	62	27	9	64	51	54	(Z)	(Z)	43	20		
	EAST NORTH CENTRAL												
	OHIO . . . . .	17	13	6	11	11	13	3	2	7	5		
	SOUTH ATLANTIC												
	DELAWARE . . . . .	12	7	3	100	100	100	6	6	1	(Z)		
	VIRGINIA . . . . .	558	110	34	6	6	10	9	1	68	14		
	NORTH CAROLINA . . . . .	810	364	157	19	20	21	16	10	116	54		
	SOUTH CAROLINA . . . . .	1 236	467	216	12	14	14	43	18	295	122		
	GEORGIA . . . . .	267	103	47	40	34	17	8	2	53	38		
	EAST SOUTH CENTRAL												
	TENNESSEE . . . . .	101	30	17	25	21	20	1	(Z)	78	20		
	ALABAMA . . . . .	55	22	9	54	71	68	(Z)	(Z)	5	2		
	WEST SOUTH CENTRAL												
	OKLAHOMA . . . . .	2	1	(Z)	100	100	100	(Z)	(Z)	(Z)	(Z)		
	PACIFIC												
	CALIFORNIA . . . . .	45	4	(Z)	100	100	100	-	-	-	-		
227	FLOOR COVERING MILL . . . . .	4 773	2 280	1 063	10	12	11	127	61	522	269		
	MIDDLE ATLANTIC												
	NEW YORK . . . . .	24	9	7	100	100	100	(Z)	(Z)	10	4		
	PENNSYLVANIA . . . . .	214	108	55	10	8	12	13	7	32	19		
	EAST NORTH CENTRAL												
	ILLINOIS . . . . .	26	9	3	28	31	38	-	-	3	1		
	SOUTH ATLANTIC												
	VIRGINIA . . . . .	105	45	26	24	26	23	4	2	26	11		
	NORTH CAROLINA . . . . .	160	72	31	72	83	99	1	1	24	8		
	SOUTH CAROLINA . . . . .	324	121	65	26	19	16	4	1	27	10		
	GEORGIA . . . . .	2 868	1 464	720	15	17	17	98	48	364	202		
	EAST SOUTH CENTRAL												
	TENNESSEE . . . . .	102	36	21	60	65	72	(Z)	(Z)	6	2		
	ALABAMA . . . . .	98	25	16	60	58	55	1	(Z)	10	2		
	MISSISSIPPI . . . . .	31	12	4	16	14	27	2	1	1	(Z)		
	WEST SOUTH CENTRAL												
	TEXAS . . . . .	6	3	1	15	19	28	-	-	-	-		
	PACIFIC												
	CALIFORNIA . . . . .	508	228	72	46	42	30	(Z)	(Z)	5	2		
228	YARN AND OR THREAD MILL . . . . .	6 093	2 404	677	7	11	12	174	57	1 006	372		

VALUE (MILLION DOLLARS) AND TONS (THOUSANDS) OF SHIPMENTS BY DESTINATION

EAST NORTH CENTRAL		WEST NORTH CENTRAL		SOUTH ATLANTIC		EAST SOUTH CENTRAL		WEST SOUTH CENTRAL		MOUNTAIN		PACIFIC		UNKNOWN		SIC AND AREA CODE
VALUE	TONS	VALUE	TONS	VALUE	TONS	VALUE	TONS	VALUE	TONS	VALUE	TONS	VALUE	TONS	VALUE	TONS	
72	11	20	3	105	44	6	3	7	1	3	1	109	28	26	5	225 MA
8	2	13	3	13	3	15	3	1	(Z)	4	1	(Z)	(Z)	-	-	NY
112	10	38	4	145	28	21	3	39	3	9	1	75	8	41	5	NJ PA
28	2	4	(Z)	8	(Z)	5	(Z)	8	(Z)	1	(Z)	9	(Z)	-	-	ENC OH
2	(Z)	1	(Z)	1	(Z)	(Z)	(Z)	(Z)	(Z)	(Z)	(Z)	1	(Z)	-	-	IN
3	(Z)	2	(Z)	(Z)	(Z)	(Z)	(Z)	(Z)	(Z)	2	(Z)	2	(Z)	-	-	IL
16	1	13	1	3	(Z)	1	(Z)	23	2	5	(Z)	18	1	7	(Z)	WI
8	1	9	1	8	1	1	(Z)	3	(Z)	1	(Z)	1	(Z)	21	3	WNC MN
35	4	23	3	150	23	36	4	7	1	5	(Z)	24	2	8	(Z)	SA VA
252	42	72	12	1 430	417	215	51	321	60	31	4	237	43	107	10	NC
85	11	15	2	307	70	32	6	20	2	5	(Z)	21	2	38	11	SC
44	9	(Z)	(Z)	140	26	4	1	-	-	-	-	4	(Z)	6	(Z)	GA
8	1	(Z)	(Z)	14	2	6	1	1	(Z)	(Z)	(Z)	1	(Z)	70	14	FL
9	1	3	1	14	2	51	10	15	3	3	(Z)	1	(Z)	-	-	ESC KY
61	8	25	4	69	17	70	16	55	9	13	1	24	3	3	(Z)	TN
9	1	6	1	64	26	25	7	8	4	4	1	28	5	-	-	AL
17	2	4	(Z)	19	2	10	3	13	2	1	(Z)	11	1	1	(Z)	MS
5	1	6	1	6	1	21	6	1	(Z)	2	(Z)	3	1	-	-	WSC LA
6	(Z)	4	(Z)	7	(Z)	(Z)	(Z)	5	(Z)	6	(Z)	17	1	-	-	MNT NM
(Z)	(Z)	-	-	10	2	(Z)	(Z)	2	(Z)	(Z)	(Z)	17	3	-	-	PAC OR
6	(Z)	1	(Z)	2	(Z)	13	2	7	1	3	1	123	28	-	-	CA
356	85	64	25	1 418	558	270	117	158	93	45	14	226	60	208	48	226
6	6	3	3	43	55	6	9	5	8	2	3	7	8	3	(Z)	NE MA
1	(Z)	2	1	6	1	2	(Z)	4	2	-	-	6	1	4	1	RI
(Z)	(Z)	-	-	5	2	-	-	2	1	-	-	6	2	-	-	CT
2	(Z)	1	(Z)	20	2	(Z)	(Z)	3	(Z)	(Z)	(Z)	12	1	-	-	MA NY
39	8	18	4	33	8	8	2	13	3	9	2	8	2	-	-	NJ
1	1	(Z)	(Z)	9	3	2	(Z)	1	(Z)	-	-	5	2	-	-	PA
4	3	1	(Z)	1	1	(Z)	(Z)	-	-	(Z)	(Z)	1	1	-	-	ENC OH
(Z)	(Z)	1	(Z)	1	(Z)	(Z)	(Z)	1	(Z)	(Z)	(Z)	(Z)	(Z)	-	-	SA DE
12	2	4	1	346	68	56	9	9	2	1	(Z)	13	3	41	10	VA
216	38	14	8	336	171	34	28	39	41	2	(Z)	18	9	18	3	NC
38	13	11	5	443	174	121	52	52	26	22	5	78	20	134	32	SC
19	4	5	1	130	47	12	4	14	3	8	2	16	2	(Z)	(Z)	GA
-	-	1	(Z)	17	8	4	1	-	-	-	-	(Z)	(Z)	-	-	ESC TN
3	2	(Z)	(Z)	12	5	21	9	7	2	(Z)	(Z)	(Z)	(Z)	6	1	AL
1	(Z)	(Z)	(Z)	(Z)	(Z)	(Z)	(Z)	1	(Z)	(Z)	(Z)	(Z)	(Z)	-	-	WSC OK
-	-	-	-	-	-	-	-	-	-	-	-	45	4	-	-	PAC CA
742	344	483	219	1 439	716	120	59	536	257	146	61	585	273	74	20	227
2	(Z)	4	1	2	1	(Z)	(Z)	3	2	(Z)	(Z)	3	1	-	-	MA NY
69	32	16	8	47	25	3	2	20	9	1	(Z)	5	2	7	3	PA
15	5	2	1	4	2	(Z)	(Z)	(Z)	(Z)	-	-	(Z)	(Z)	1	(Z)	ENC IL
31	13	6	2	15	8	1	(Z)	13	6	1	(Z)	8	3	-	-	SA VA
14	17	6	3	108	41	3	1	1	1	1	-	3	1	-	-	NC
114	51	29	12	73	27	2	1	6	3	5	2	16	4	48	10	SC
394	190	381	177	1 086	579	98	51	253	120	66	33	127	62	(Z)	(Z)	GA
10	4	4	2	47	14	3	1	21	9	(Z)	(Z)	11	4	-	-	ESC TN
46	12	6	1	13	3	5	1	8	2	2	1	8	2	-	-	AL
1	1	4	2	5	1	(Z)	(Z)	4	2	(Z)	(Z)	(Z)	(Z)	13	6	MS
-	-	(Z)	(Z)	-	-	-	-	6	3	-	-	(Z)	(Z)	-	-	WSC TX
9	4	11	3	15	6	2	(Z)	8	3	68	24	389	186	(Z)	(Z)	PAC CA
294	68	59	15	3 726	1 585	407	158	80	22	16	4	285	109	45	13	228

TABLE 9. SHIPMENTS BY MANUFACTURING ESTABLISHMENTS--INDUSTRY GROUP AND ORIGIN BY DESTINATION: 1977--CON.

SIC CODE	INDUSTRY DESCRIPTION AND STATE OF ORIGIN	ALL SHIPMENTS			VALUE (MILLION DOLLARS) AND TONS (THOUSANDS) OF SHIPMENTS BY DESTINATION									
		VALUE (MILLION DOLLARS) (A)	TONS (THOUSANDS) (B)	TON-MILES (MILLIONS) (C)	STANDARD ERROR (PERCENT) FOR COLUMNS--			NEW ENGLAND		MIDDLE ATLANTIC				
					A	B	C	VALUE	TONS	VALUE	TONS			
228	YARN AND OR THREAD MILL . . . . .													
	NEW ENGLAND													
	MAINE . . . . .	33	5	3	11	12	19	6	1	9	1			
	MASSACHUSETTS . . . . .	70	12	4	37	32	41	26	6	7	1			
	RHODE ISLAND . . . . .	72	14	11	59	59	68	7	1	14	2			
	CONNECTICUT . . . . .	76	12	11	46	28	31	11	2	17	2			
	MIDDLE ATLANTIC													
	PENNSYLVANIA . . . . .	144	63	18	38	45	48	14	8	78	28			
	EAST NORTH CENTRAL													
	OHIO . . . . .	2	(Z)	(Z)	-	-	-	-	-	1	(Z)			
	WISCONSIN . . . . .	26	6	3	30	31	38	2	(Z)	8	2			
	SOUTH ATLANTIC													
	VIRGINIA . . . . .	136	46	15	93	82	78	5	2	33	12			
	NCORTH CAROLINA . . . . .	2 874	1 051	267	10	10	13	70	25	560	196			
	SOUTH CAROLINA . . . . .	614	321	38	45	52	58	8	2	13	4			
	GEORGIA . . . . .	1 098	509	177	27	33	34	8	3	110	63			
	EAST SOUTH CENTRAL													
	TENNESSEE . . . . .	234	79	12	44	44	45	-	-	7	2			
	ALABAMA . . . . .	400	158	85	58	64	62	2	1	71	32			
	PACIFIC CALIFORNIA . . . . .	78	34	2	100	100	100	-	-	-	-			
229	MISCELLANEOUS TEXTILE GOODS . . . . .	4 143	2 272	930	11	21	16	279	241	652	451			
	NEW ENGLAND													
	MAINE . . . . .	52	9	8	21	18	18	2	(Z)	15	2			
	MASSACHUSETTS . . . . .	296	174	78	27	32	26	86	74	43	26			
	RHODE ISLAND . . . . .	80	177	47	48	92	83	24	61	29	101			
	CONNECTICUT . . . . .	96	25	16	67	78	80	49	13	6	2			
	MIDDLE ATLANTIC													
	NEW YORK . . . . .	276	109	37	40	37	43	11	3	76	48			
	NEW JERSEY . . . . .	208	89	29	52	61	59	13	3	151	67			
	PENNSYLVANIA . . . . .	177	142	44	30	49	39	13	30	72	67			
	EAST NORTH CENTRAL													
	OHIO . . . . .	252	108	24	33	35	25	2	1	21	12			
	ILLINOIS . . . . .	67	47	17	36	28	20	1	(Z)	6	4			
	MICHIGAN . . . . .	176	77	17	10	7	17	(Z)	(Z)	2	2			
	WISCONSIN . . . . .	81	24	10	86	98	96	4	1	4	1			
	WEST NORTH CENTRAL													
	INDIANA . . . . .	22	4	3	22	21	26	(Z)	(Z)	1	(Z)			
	SOUTH DAKOTA . . . . .	39	9	4	33	36	25	(Z)	(Z)	2	1			
	SOUTH ATLANTIC													
	DELAWARE . . . . .	25	15	5	100	100	100	1	1	9	7			
	VIRGINIA . . . . .	56	64	33	71	53	46	2	3	21	22			
	NCORTH CAROLINA . . . . .	410	194	69	14	19	15	15	8	41	18			
	SOUTH CAROLINA . . . . .	352	232	122	21	16	23	22	16	27	15			
	GEORGIA . . . . .	444	214	103	32	32	35	3	4	26	10			
	EAST SOUTH CENTRAL													
	KENTUCKY . . . . .	142	62	31	17	16	15	1	(Z)	17	7			
	TENNESSEE . . . . .	119	64	26	47	23	29	5	5	23	8			
	ALABAMA . . . . .	228	126	59	5	6	7	7	6	21	10			
	MISSISSIPPI . . . . .	110	93	49	37	27	34	(Z)	(Z)	17	8			
	WEST SOUTH CENTRAL													
	ARKANSAS . . . . .	56	21	16	24	26	29	4	2	2	1			
	LOUISIANA . . . . .	17	18	15	69	78	90	(Z)	(Z)	(Z)	(Z)			
	TEXAS . . . . .	94	25	26	81	69	79	6	1	9	2			
	MOUNTAIN MONTANA . . . . .	4	(Z)	(Z)	-	-	-	-	-	-	-			
	PACIFIC													
	OREGON . . . . .	12	1	(Z)	100	100	100	(Z)	(Z)	-	-			
	CALIFORNIA . . . . .	123	89	20	46	68	58	-	-	1	(Z)			
23	APPAREL + OTHER TEXTILE PRODUCTS . . . . .	40 101	4 915	1 946	5	34	25	1 733	197	9 942	1 225			
	NEW ENGLAND													
	MAINE . . . . .	102	10	1	78	62	75	99	9	2	(Z)			
	NEW HAMPSHIRE . . . . .	48	3	2	21	26	45	7	(Z)	10	1			
	MASSACHUSETTS . . . . .	1 370	121	49	34	41	36	370	49	453	29			
	RHODE ISLAND . . . . .	91	11	5	39	50	72	57	5	8	1			
	CONNECTICUT . . . . .	347	31	11	27	53	46	74	9	114	13			
	MIDDLE ATLANTIC													
	NEW YORK . . . . .	9 118	720	247	20	15	24	339	36	3 944	413			
	NEW JERSEY . . . . .	1 707	133	41	18	18	23	35	3	1 134	89			
	PENNSYLVANIA . . . . .	2 787	339	75	14	17	12	118	12	1 557	261			
	EAST NORTH CENTRAL													
	OHIO . . . . .	824	111	34	17	13	22	14	3	172	13			
	INDIANA . . . . .	419	51	24	28	22	30	21	2	32	3			
	ILLINOIS . . . . .	818	93	39	24	33	29	69	5	105	9			
	MICHIGAN . . . . .	1 751	290	79	6	8	12	20	4	151	34			
	WISCONSIN . . . . .	246	15	7	26	17	20	17	1	13	1			
	WEST NORTH CENTRAL													
	MINNESOTA . . . . .	185	41	7	42	56	45	2	(Z)	6	2			





TABLE 9. SHIPMENTS BY MANUFACTURING ESTABLISHMENTS--INDUSTRY GROUP AND ORIGIN BY DESTINATION: 1977--CON.

SIC CODE	INDUSTRY DESCRIPTION AND STATE OF ORIGIN	ALL SHIPMENTS						VALUE (MILLION DOLLARS) AND TONS (THOUSANDS) OF SHIPMENTS BY DESTINATION					
		VALUE (MILLION DOLLARS) (A)	TONS (THOU- SANDS) (B)	TON-HILES (MIL- LIONS) (C)	STANDARD ERROR (PERCENT) FOR COLUMNS--			NEW ENGLAND		MIDDLE ATLANTIC			
					A	B	C	VALUE	TONS	VALUE	TONS		
23	APPAREL + OTHER TEXTILE PRODUCTS. . . . .												
	WEST NORTH CENTRAL												
	IOWA. . . . .	127	7	3	21	22	27	(Z)	(Z)	7	1		
	MISSOURI. . . . .	741	100	52	20	12	20	24	6	125	12		
	NEBRASKA. . . . .	60	24	13	28	20	37	1	(Z)	1	1		
	KANSAS. . . . .	347	54	26	89	92	94	(Z)	(Z)	(Z)	(Z)		
	SOUTH ATLANTIC												
	DELAWARE. . . . .	13	7	1	70	87	100	4	2	2	2		
	MARYLAND. . . . .	513	53	14	26	35	37	37	1	163	25		
	VIRGINIA. . . . .	788	162	43	35	18	42	71	4	84	28		
	WEST VIRGINIA. . . . .	105	11	7	56	60	71	3	(Z)	44	5		
	NORTH CAROLINA. . . . .	1 891	389	178	11	13	11	35	4	296	96		
	SOUTH CAROLINA. . . . .	988	168	81	16	23	18	36	5	258	38		
	GEORGIA. . . . .	2 122	398	134	16	16	20	78	17	130	21		
	FLORIDA. . . . .	721	43	30	28	33	35	2	(Z)	89	7		
	EAST SOUTH CENTRAL												
	KENTUCKY. . . . .	611	111	32	25	18	21	4	(Z)	115	21		
	TENNESSEE. . . . .	1 742	271	120	22	90	83	30	4	232	29		
	ALABAMA. . . . .	1 200	150	77	23	24	26	27	2	116	20		
	MISSISSIPPI. . . . .	809	113	62	23	34	33	46	5	116	18		
	WEST SOUTH CENTRAL												
	ARKANSAS. . . . .	316	44	18	35	40	33	11	1	61	5		
	LOUISIANA. . . . .	239	41	23	27	22	32	(Z)	(Z)	17	4		
	OKLAHOMA. . . . .	328	29	18	54	61	58	2	(Z)	17	2		
	TEXAS. . . . .	1 959	191	121	23	25	26	17	2	114	8		
	MOUNTAIN												
	IDAHO. . . . .	10	4	1	100	100	100	-	-	-	-		
	COLORADO. . . . .	112	31	7	56	90	67	3	(Z)	6	(Z)		
	NEW MEXICO. . . . .	100	5	4	12	31	15	-	-	1	(Z)		
	ARIZONA. . . . .	140	19	9	25	37	24	-	-	6	1		
	UTAH. . . . .	131	6	5	17	24	16	-	-	8	(Z)		
	NEVADA. . . . .	6	1	1	100	100	100	-	-	(Z)	(Z)		
	PACIFIC												
	WASHINGTON. . . . .	195	14	9	26	24	38	5	(Z)	15	(Z)		
	OREGON. . . . .	80	44	17	14	23	34	(Z)	(Z)	2	(Z)		
	CALIFORNIA. . . . .	3 729	438	216	24	35	25	48	3	204	10		
231	MENS OR BOYS SUITS OR COATS. . . . .	2 766	171	48	50	57	70	145	4	750	84		
	NEW ENGLAND												
	MAINE. . . . .	6	1	(Z)	100	100	100	5	(Z)	1	(Z)		
	MASSACHUSETTS. . . . .	260	11	4	90	67	66	54	2	145	5		
	MIDDLE ATLANTIC												
	NEW YORK. . . . .	476	15	7	44	46	55	9	(Z)	173	6		
	NEW JERSEY. . . . .	107	10	(Z)	94	97	99	-	-	107	10		
	PENNSYLVANIA. . . . .	636	68	9	29	70	28	29	1	217	59		
	EAST NORTH CENTRAL												
	OHIO. . . . .	180	4	2	16	17	14	(Z)	(Z)	42	1		
	ILLINOIS. . . . .	137	4	2	39	50	56	(Z)	(Z)	20	1		
	WEST NORTH CENTRAL												
	MINNESOTA. . . . .	20	1	(Z)	100	100	100	-	-	2	(Z)		
	MISSOURI. . . . .	31	2	1	100	100	100	(Z)	(Z)	(Z)	(Z)		
	SOUTH ATLANTIC												
	MARYLAND. . . . .	143	9	2	57	68	82	32	1	12	1		
	SOUTH CAROLINA. . . . .	9	1	(Z)	100	100	100	-	-	1	(Z)		
	GEORGIA. . . . .	186	12	7	58	40	56	(Z)	(Z)	(Z)	(Z)		
	EAST SOUTH CENTRAL												
	KENTUCKY. . . . .	83	3	1	69	70	84	1	(Z)	3	(Z)		
	TENNESSEE. . . . .	113	10	3	87	91	78	(Z)	(Z)	1	(Z)		
	MISSISSIPPI. . . . .	17	1	(Z)	-	-	-	-	-	-	-		
	WEST SOUTH CENTRAL												
	OKLAHOMA. . . . .	3	(Z)	(Z)	100	100	100	-	-	-	-		
	TEXAS. . . . .	40	2	1	100	100	100	(Z)	(Z)	(Z)	(Z)		
	MOUNTAIN												
	NEW MEXICO. . . . .	10	1	(Z)	16	16	23	-	-	1	(Z)		
	ARIZONA. . . . .	(Z)	(Z)	(Z)	100	100	100	-	-	(Z)	(Z)		
	PACIFIC												
	WASHINGTON. . . . .	5	(Z)	(Z)	100	100	100	-	-	-	-		
	CALIFORNIA. . . . .	72	1	1	61	47	52	(Z)	(Z)	5	(Z)		
232	MENS OR BOYS FURNISHINGS. . . . .	9 867	1 008	508	8	70	52	409	58	1 637	182		
	NEW ENGLAND												
	NEW HAMPSHIRE. . . . .	12	1	(Z)	21	26	45	2	(Z)	2	(Z)		
	MASSACHUSETTS. . . . .	76	16	(Z)	100	100	100	63	16	-	-		
	CONNECTICUT. . . . .	75	4	3	83	80	98	10	1	21	1		
	MIDDLE ATLANTIC												
	NEW YORK. . . . .	1 024	106	19	21	40	70	138	21	252	42		
	NEW JERSEY. . . . .	145	5	5	14	18	18	1	(Z)	32	1		
	PENNSYLVANIA. . . . .	478	36	8	55	45	42	22	1	363	27		
	EAST NORTH CENTRAL												
	INDIANA. . . . .	175	16	9	59	58	63	18	2	25	2		





TABLE 9. SHIPMENTS BY MANUFACTURING ESTABLISHMENTS--INDUSTRY GROUP AND ORIGIN BY DESTINATION: 1977--CON.

SIC CODE	INDUSTRY DESCRIPTION AND STATE OF ORIGIN	ALL SHIPMENTS						VALUE (MILLION DOLLARS) AND TONS (THOUSANDS) OF SHIPMENTS BY DESTINATION					
		VALUE (MILLION DOLLARS) (A)	TONS (THOU- SANDS) (B)	TON-MILES (MIL- LIONS) (C)	STANDARD ERROR (PERCENT) FOR COLUMNS--			NEW ENGLAND		MIDDLE ATLANTIC			
					A	B	C	VALUE	TONS	VALUE	TONS		
232	MENS OR BOYS FURNISHINGS. . . . .												
	EAST NORTH CENTRAL												
	ILLINOIS. . . . .	53	7	3	69	77	84	3	(Z)	5	1		
	MICHIGAN. . . . .	40	1	1	100	100	100	1	(Z)	8	(Z)		
	WISCONSIN. . . . .	100	8	3	29	26	35	5	(Z)	8	1		
	WEST NORTH CENTRAL												
	MINNESOTA. . . . .	61	6	(Z)	98	99	97	-	-	-	-		
	IOWA. . . . .	42	1	1	28	26	23	5	-	1	(Z)		
	MISSOURI. . . . .	226	22	11	41	43	75	(Z)	(Z)	63	5		
	KANSAS. . . . .	269	42	20	89	92	94	(Z)	(Z)	(Z)	(Z)		
	SOUTH ATLANTIC												
	MARYLAND. . . . .	121	9	5	90	89	93	2	(Z)	41	3		
	VIRGINIA. . . . .	368	37	11	69	68	63	5	1	36	4		
	WEST VIRGINIA. . . . .	29	3	1	55	59	64	(Z)	(Z)	17	2		
	NORTH CAROLINA. . . . .	411	55	19	38	37	45	(Z)	(Z)	3	1		
	SOUTH CAROLINA. . . . .	198	16	13	50	52	43	5	(Z)	38	3		
	GEORGIA. . . . .	800	90	32	25	24	35	15	2	84	10		
	FLORIDA. . . . .	112	4	4	82	75	94	(Z)	(Z)	5	(Z)		
	EAST SOUTH CENTRAL												
	KENTUCKY. . . . .	345	53	18	32	29	35	2	(Z)	68	12		
	TENNESSEE. . . . .	1 132	115	69	33	95	90	22	2	189	21		
	ALABAMA. . . . .	559	61	36	34	32	36	9	1	89	13		
	MISSISSIPPI. . . . .	488	55	39	29	31	37	12	1	92	15		
	WEST SOUTH CENTRAL												
	ARKANSAS. . . . .	186	30	11	53	54	52	8	1	41	3		
	LOUISIANA. . . . .	140	12	8	36	40	56	(Z)	(Z)	12	3		
	OKLAHOMA. . . . .	199	22	13	76	73	73	(Z)	(Z)	14	1		
	TEXAS. . . . .	853	80	68	29	32	33	11	1	82	6		
	MOUNTAIN												
	COLORADO. . . . .	33	2	2	100	100	100	-	-	1	(Z)		
	NEW MEXICO. . . . .	82	4	3	13	36	18	-	-	-	-		
	ARIZONA. . . . .	72	9	6	27	29	25	-	-	4	(Z)		
	UTAH. . . . .	27	2	1	41	51	29	-	-	5	(Z)		
	PACIFIC												
	WASHINGTON. . . . .	104	5	5	43	39	45	4	(Z)	11	(Z)		
	CALIFORNIA. . . . .	668	54	52	41	44	58	24	2	9	(Z)		
233	WOMENS OR MISSES OUTERWEAR. . . . .	12 720	1 160	375	15	15	19	476	51	4 184	374		
	NEW ENGLAND												
	MASSACHUSETTS. . . . .	589	39	16	59	74	80	145	18	206	9		
	CONNECTICUT. . . . .	131	6	2	17	61	15	33	4	23	1		
	MIDDLE ATLANTIC												
	NEW YORK. . . . .	4 618	226	89	38	28	55	79	3	2 069	151		
	NEW JERSEY. . . . .	706	56	10	36	38	81	-	-	598	42		
	PENNSYLVANIA. . . . .	984	126	20	21	27	20	38	3	664	112		
	EAST NORTH CENTRAL												
	OHIO. . . . .	122	7	2	100	100	100	2	(Z)	72	4		
	INDIANA. . . . .	35	2	1	100	100	100	-	-	-	-		
	ILLINOIS. . . . .	221	11	6	68	51	78	54	3	31	1		
	WISCONSIN. . . . .	54	4	2	14	15	19	(Z)	(Z)	1	(Z)		
	WEST NORTH CENTRAL												
	MINNESOTA. . . . .	38	3	2	100	100	100	1	(Z)	1	(Z)		
	MISSOURI. . . . .	156	5	3	27	41	52	1	(Z)	2	(Z)		
	NEBRASKA. . . . .	23	11	6	18	18	41	(Z)	(Z)	1	(Z)		
	SOUTH ATLANTIC												
	DELAWARE. . . . .	3	(Z)	(Z)	100	100	100	-	-	-	-		
	MARYLAND. . . . .	72	21	4	37	57	51	(Z)	(Z)	63	19		
	VIRGINIA. . . . .	139	33	6	31	8	80	(Z)	(Z)	30	9		
	NORTH CAROLINA. . . . .	397	53	21	29	58	43	8	1	69	5		
	SOUTH CAROLINA. . . . .	237	57	17	13	55	53	10	2	99	6		
	GEORGIA. . . . .	263	32	18	29	23	21	54	13	1	(Z)		
	FLORIDA. . . . .	377	16	12	43	32	35	1	(Z)	39	2		
	EAST SOUTH CENTRAL												
	KENTUCKY. . . . .	43	33	3	-	-	-	-	-	-	-		
	TENNESSEE. . . . .	204	60	6	14	7	41	1	(Z)	21	3		
	ALABAMA. . . . .	88	7	2	44	37	40	(Z)	(Z)	5	(Z)		
	MISSISSIPPI. . . . .	112	10	3	89	89	96	6	(Z)	(Z)	(Z)		
	WEST SOUTH CENTRAL												
	ARKANSAS. . . . .	78	6	3	21	17	12	2	(Z)	2	(Z)		
	TEXAS. . . . .	582	32	13	35	42	51	1	(Z)	11	(Z)		
	MOUNTAIN												
	COLORADO. . . . .	20	1	1	17	16	19	3	(Z)	4	(Z)		
	UTAH. . . . .	55	2	2	13	14	12	-	-	-	-		
	PACIFIC												
	WASHINGTON. . . . .	27	1	1	18	28	15	(Z)	(Z)	3	(Z)		
	OREGON. . . . .	3	(Z)	(Z)	43	62	29	(Z)	(Z)	(Z)	(Z)		
	CALIFORNIA. . . . .	2 105	279	95	39	51	48	18	1	136	5		
234	WOMENS OR CHILDRENS UNOERGARMENTS. . . . .	2 430	199	82	29	26	24	152	12	631	71		
	NEW ENGLAND												
	MASSACHUSETTS. . . . .	49	2	2	76	76	77	(Z)	(Z)	3	(Z)		



TABLE 9. SHIPMENTS BY MANUFACTURING ESTABLISHMENTS--INDUSTRY GROUP AND ORIGIN BY DESTINATION: 1977--CON.

SIC CODE	INDUSTRY DESCRIPTION AND STATE OF ORIGIN	ALL SHIPMENTS						VALUE (MILLION DOLLARS) AND TONS (THOUSANDS) OF SHIPMENTS BY DESTINATION					
		VALUE (MILLION DOLLARS) (A)	TONS (THOU- SANDS) (B)	TON-MILES (MIL- LIONS) (C)	STANDARD ERROR (PERCENT) FOR COLUMNS--			NEW ENGLAND		MIDDLE ATLANTIC			
					A	B	C	VALUE	TONS	VALUE	TONS		
234	WOMENS OR CHILDRENS UNDERGARMENTS . . . . .												
	NEW ENGLAND												
	CONNECTICUT . . . . .	30	1	1	100	100	100	3	(Z)	10	(Z)		
	MIDDLE ATLANTIC												
	NEW YORK . . . . .	578	40	19	66	61	61	39	3	159	14		
	NEW JERSEY . . . . .	140	7	3	33	52	62	4	(Z)	84	4		
	PENNSYLVANIA . . . . .	188	38	5	25	47	49	4	1	170	36		
	EAST NORTH CENTRAL												
	ILLINOIS . . . . .	48	3	3	100	100	100	3	(Z)	10	1		
	MICHIGAN . . . . .	32	3	(Z)	100	100	100	-	-	-	-		
	WEST NORTH CENTRAL												
	IOWA . . . . .	11	1	(Z)	100	100	100	-	-	2	(Z)		
	MISSOURI . . . . .	65	3	3	79	83	100	-	-	9	1		
	NEBRASKA . . . . .	6	1	1	100	100	100	-	-	-	-		
	SOUTH ATLANTIC												
	VIRGINIA . . . . .	30	2	1	100	100	100	30	2	-	-		
	NORTH CAROLINA . . . . .	248	19	9	31	30	31	13	1	74	6		
	SOUTH CAROLINA . . . . .	79	6	5	35	42	55	7	(Z)	22	2		
	GEORGIA . . . . .	227	28	6	31	60	25	5	(Z)	26	2		
	FLORIDA . . . . .	22	1	(Z)	15	18	82	-	-	(Z)	(Z)		
	EAST SOUTH CENTRAL												
	TENNESSEE . . . . .	35	3	1	52	86	59	-	-	3	(Z)		
	ALABAMA . . . . .	217	12	2	77	81	59	13	(Z)	1	(Z)		
	MISSISSIPPI . . . . .	69	7	7	56	48	49	26	3	15	1		
	WEST SOUTH CENTRAL												
	ARKANSAS . . . . .	12	1	2	100	100	100	-	-	12	1		
	OKLAHOMA . . . . .	23	1	1	100	100	100	-	-	-	-		
	TEXAS . . . . .	106	7	4	41	39	46	1	(Z)	4	(Z)		
	MOUNTAIN												
	ARIZONA . . . . .	22	1	1	100	100	100	-	-	2	(Z)		
	PACIFIC												
	CALIFORNIA . . . . .	116	7	5	41	51	72	2	(Z)	17	1		
235	MATS, CAPS OR MILLINERY . . . . .	360	35	20	14	17	22	22	5	103	11		
	MIDDLE ATLANTIC												
	NEW YORK . . . . .	89	6	3	36	55	80	5	(Z)	34	2		
	NEW JERSEY . . . . .	9	(Z)	(Z)	13	7	17	(Z)	(Z)	2	(Z)		
	PENNSYLVANIA . . . . .	37	7	2	36	41	30	1	(Z)	14	4		
	EAST NORTH CENTRAL												
	ILLINOIS . . . . .	8	(Z)	(Z)	100	100	100	-	-	-	-		
	WEST NORTH CENTRAL												
	IOWA . . . . .	22	2	1	8	8	13	(Z)	(Z)	2	(Z)		
	MISSOURI . . . . .	65	9	8	70	45	41	12	4	32	3		
	SOUTH ATLANTIC												
	MARYLAND . . . . .	1	(Z)	(Z)	100	100	100	-	-	-	-		
	VIRGINIA . . . . .	13	1	1	78	75	76	(Z)	(Z)	1	(Z)		
	FLORIDA . . . . .	7	(Z)	(Z)	6	10	51	-	-	-	-		
	EAST SOUTH CENTRAL												
	KENTUCKY . . . . .	19	1	(Z)	43	52	23	(Z)	(Z)	3	(Z)		
	WEST SOUTH CENTRAL												
	TEXAS . . . . .	36	2	1	26	10	12	1	(Z)	1	(Z)		
236	CHILDRENS OUTERWEAR . . . . .	1 717	235	85	18	25	26	123	9	447	53		
	NEW ENGLAND												
	MAINE . . . . .	35	2	(Z)	100	100	100	35	2	-	-		
	MASSACHUSETTS . . . . .	37	5	1	68	80	61	10	1	22	3		
	RHODE ISLAND . . . . .	23	2	(Z)	41	40	41	23	2	-	-		
	MIDDLE ATLANTIC												
	NEW YORK . . . . .	440	36	11	41	42	70	2	(Z)	235	19		
	NEW JERSEY . . . . .	119	9	4	100	100	100	-	-	88	7		
	PENNSYLVANIA . . . . .	165	17	9	49	48	55	2	(Z)	43	7		
	EAST NORTH CENTRAL												
	OHIO . . . . .	19	1	1	10	19	22	1	(Z)	5	(Z)		
	MICHIGAN . . . . .	6	1	(Z)	70	86	96	(Z)	(Z)	(Z)	(Z)		
	WEST NORTH CENTRAL												
	MINNESOTA . . . . .	4	(Z)	(Z)	79	70	92	(Z)	(Z)	(Z)	(Z)		
	SOUTH ATLANTIC												
	VIRGINIA . . . . .	62	41	17	42	91	91	29	2	7	11		
	NORTH CAROLINA . . . . .	123	35	6	33	61	58	1	(Z)	5	(Z)		
	SOUTH CAROLINA . . . . .	145	20	7	20	43	29	2	(Z)	15	2		
	GEORGIA . . . . .	59	24	1	100	100	100	-	-	-	-		
	FLORIDA . . . . .	43	2	3	49	33	42	1	(Z)	6	(Z)		
	EAST SOUTH CENTRAL												
	TENNESSEE . . . . .	43	4	1	28	41	21	1	(Z)	2	(Z)		
	ALABAMA . . . . .	60	6	1	33	44	32	4	(Z)	(Z)	(Z)		
	WEST SOUTH CENTRAL												
	OKLAHOMA . . . . .	12	1	(Z)	100	100	100	-	-	1	(Z)		



VALUE (MILLION DOLLARS) AND TONS (THOUSANDS) OF SHIPMENTS BY DESTINATION

EAST NORTH CENTRAL		WEST NORTH CENTRAL		SOUTH ATLANTIC		EAST SOUTH CENTRAL		WEST SOUTH CENTRAL		MOUNTAIN		PACIFIC		UNKNOWN		SIC AND AREA CODE
VALUE	TONS	VALUE	TONS	VALUE	TONS	VALUE	TONS	VALUE	TONS	VALUE	TONS	VALUE	TONS	VALUE	TONS	
																234
7	(Z)	4	(Z)	2	(Z)	-	-	(Z)	(Z)	(Z)	(Z)	3	(Z)	-	-	NE CT
41	3	3	(Z)	241	13	6	(Z)	41	3	5	(Z)	19	1	23	2	MA NY
14	1	6	(Z)	10	1	6	(Z)	8	(Z)	1	(Z)	9	(Z)	-	-	NJ PA
2	(Z)	2	(Z)	5	(Z)	1	(Z)	1	(Z)	(Z)	(Z)	2	(Z)	1	(Z)	
14	1	-	-	6	(Z)	-	-	-	-	-	-	15	1	-	-	ENC IL MI
32	3	-	-	-	-	-	-	-	-	-	-	-	-	-	-	
3	(Z)	4	(Z)	1	(Z)	(Z)	(Z)	(Z)	(Z)	1	(Z)	1	(Z)	-	-	WNC IA MO NE
2	(Z)	3	(Z)	15	1	1	(Z)	2	(Z)	9	(Z)	11	1	14	1	
-	-	-	-	-	-	6	1	-	-	-	-	-	-	-	-	
-	-	-	-	-	-	-	-	-	-	-	-	-	-	-	-	SA VA NC SC GA FL
19	1	4	(Z)	95	7	15	1	15	1	3	(Z)	12	1	-	-	
9	1	2	(Z)	16	1	3	(Z)	9	1	2	(Z)	8	1	2	(Z)	
16	1	2	(Z)	141	22	6	(Z)	12	1	3	(Z)	9	1	7	1	
(Z)	(Z)	(Z)	(Z)	1	(Z)	19	1	(Z)	(Z)	(Z)	(Z)	1	(Z)	-	-	
3	(Z)	-	-	24	3	-	-	2	(Z)	-	-	3	(Z)	-	-	ESC TN AL MS
1	(Z)	(Z)	(Z)	18	1	184	10	(Z)	(Z)	(Z)	(Z)	(Z)	(Z)	-	-	
7	1	1	(Z)	8	1	3	(Z)	5	(Z)	(Z)	(Z)	4	(Z)	-	-	
-	-	-	-	(Z)	(Z)	-	-	-	-	-	-	-	-	-	-	WSC AR OK TX
-	-	-	-	-	-	23	1	-	-	-	-	-	-	-	-	
7	(Z)	3	(Z)	6	(Z)	22	2	38	2	4	(Z)	13	1	8	(Z)	
-	-	-	-	2	(Z)	-	-	2	(Z)	(Z)	(Z)	16	1	-	-	MNT AZ
8	(Z)	1	(Z)	3	(Z)	4	(Z)	4	(Z)	4	(Z)	71	5	1	(Z)	PAC CA
54	4	26	4	32	3	13	1	43	3	8	1	13	1	45	3	235
14	1	6	2	7	(Z)	2	(Z)	2	(Z)	-	-	3	(Z)	16	1	MA NY NJ PA
2	(Z)	1	(Z)	2	(Z)	1	(Z)	(Z)	(Z)	1	(Z)	1	(Z)	-	-	
2	1	2	(Z)	10	1	1	(Z)	1	(Z)	3	(Z)	2	(Z)	-	-	
8	(Z)	-	-	-	-	(Z)	(Z)	-	-	-	-	-	-	-	-	ENC IL
5	(Z)	3	(Z)	1	(Z)	1	(Z)	1	(Z)	(Z)	(Z)	(Z)	(Z)	9	1	WNC IA MO
3	(Z)	6	1	3	(Z)	1	(Z)	6	(Z)	(Z)	(Z)	1	(Z)	-	-	
-	-	-	-	1	(Z)	-	-	-	-	-	-	-	-	-	-	SA MO VA FL
2	(Z)	2	(Z)	2	(Z)	1	(Z)	1	(Z)	(Z)	(Z)	1	(Z)	-	-	
-	-	(Z)	(Z)	1	(Z)	1	(Z)	-	-	(Z)	(Z)	(Z)	(Z)	5	(Z)	
3	(Z)	2	(Z)	(Z)	(Z)	1	(Z)	1	(Z)	1	(Z)	1	(Z)	8	1	ESC KY
1	(Z)	1	(Z)	1	(Z)	2	(Z)	25	2	2	(Z)	1	(Z)	-	-	WSC TX
214	26	68	6	352	88	144	19	73	7	42	3	146	13	109	12	236
-	-	-	-	-	-	-	-	-	-	-	-	-	-	-	-	NE ME MA RI
2	(Z)	(Z)	(Z)	1	(Z)	1	(Z)	(Z)	(Z)	(Z)	(Z)	(Z)	(Z)	-	-	
-	-	-	-	-	-	-	-	-	-	-	-	-	-	-	-	
32	3	7	(Z)	28	1	2	(Z)	8	(Z)	15	2	13	1	99	9	MA NY NJ PA
4	(Z)	-	-	6	(Z)	-	-	1	(Z)	-	-	19	2	-	-	
63	6	6	(Z)	23	1	6	1	6	(Z)	3	(Z)	14	1	-	-	
3	(Z)	1	(Z)	3	(Z)	2	(Z)	2	(Z)	-	-	2	(Z)	-	-	ENC OH MI
4	1	1	(Z)	(Z)	(Z)	(Z)	(Z)	1	(Z)	(Z)	(Z)	(Z)	(Z)	-	-	
2	(Z)	2	(Z)	(Z)	(Z)	-	-	(Z)	(Z)	-	-	(Z)	(Z)	-	-	WNC MN
7	8	1	1	12	14	5	2	1	2	-	-	(Z)	(Z)	(Z)	(Z)	SA VA NC SC GA FL
8	1	1	(Z)	67	24	32	6	1	(Z)	(Z)	(Z)	2	(Z)	5	3	
24	1	6	(Z)	62	13	3	(Z)	12	1	8	(Z)	14	1	-	-	
-	-	-	-	59	24	-	-	-	-	-	-	-	-	-	-	
3	(Z)	2	(Z)	9	(Z)	1	(Z)	11	1	(Z)	(Z)	6	1	4	(Z)	
11	1	1	(Z)	17	1	10	2	1	(Z)	(Z)	(Z)	(Z)	(Z)	-	-	ESC TN AL
-	-	(Z)	(Z)	10	1	47	5	-	-	-	-	-	-	-	-	
1	(Z)	1	(Z)	2	(Z)	1	(Z)	2	(Z)	2	(Z)	1	(Z)	-	-	WSC OK

TABLE 9. SHIPMENTS BY MANUFACTURING ESTABLISHMENTS--INDUSTRY GROUP AND ORIGIN BY DESTINATION: 1977--CON.

SIC CODE	INDUSTRY DESCRIPTION AND STATE OF ORIGIN	ALL SHIPMENTS						VALUE (MILLION DOLLARS) AND TONS (THOUSANDS) OF SHIPMENTS BY DESTINATION					
		VALUE (MILLION DOLLARS) (A)	TONS (THOUSANDS) (B)	TON-MILES (MILLIONS) (C)	STANDARD ERROR (PERCENT) FOR COLUMNS--			NEW ENGLAND		MIDDLE ATLANTIC			
					A	B	C	VALUE	TONS	VALUE	TONS		
236	CHILDRENS OUTERWEAR . . . . .												
	WEST SOUTH CENTRAL												
	TEXAS . . . . .	66	6	6	72	78	81	-	-	(Z)	(Z)		
	PACIFIC												
	CALIFORNIA . . . . .	110	8	9	61	57	68	(Z)	(Z)	6	(Z)		
237	FUR GOODS . . . . .	383	6	2	32	57	84	10	(Z)	167	1		
	MIDDLE ATLANTIC												
	NEW YORK . . . . .	349	6	1	33	57	84	9	(Z)	153	1		
	WEST NORTH CENTRAL												
	MINNESOTA . . . . .	1	(Z)	(Z)	100	100	100	-	-	-	-		
	MISSOURI . . . . .	(Z)	(Z)	-	100	100	-	-	-	-	-		
238	MISC. APPAREL OR ACCESSORIES . . . . .	1 651	194	84	7	8	10	112	12	428	55		
	NEW ENGLAND												
	MASSACHUSETTS . . . . .	58	5	1	47	50	55	40	3	3	(Z)		
	CONNECTICUT . . . . .	38	3	1	31	31	49	6	1	26	1		
	MIDDLE ATLANTIC												
	NEW YORK . . . . .	491	52	24	25	27	28	25	2	209	28		
	NEW JERSEY . . . . .	72	7	1	3	3	7	7	(Z)	49	6		
	PENNSYLVANIA . . . . .	74	16	7	25	38	24	6	3	17	6		
	EAST NORTH CENTRAL												
	OHIO . . . . .	69	8	3	22	19	17	2	(Z)	15	3		
	INDIANA . . . . .	19	3	2	21	24	28	(Z)	(Z)	1	(Z)		
	ILLINOIS . . . . .	65	7	4	15	16	21	2	(Z)	6	1		
	MICHIGAN . . . . .	31	3	2	55	84	92	-	-	3	(Z)		
	WISCONSIN . . . . .	8	(Z)	(Z)	100	100	100	(Z)	(Z)	2	(Z)		
	WEST NORTH CENTRAL												
	MISSOURI . . . . .	44	5	2	37	44	34	(Z)	(Z)	1	(Z)		
	NEBRASKA . . . . .	1	(Z)	(Z)	100	100	100	-	-	-	-		
	SOUTH ATLANTIC												
	MARYLAND . . . . .	117	9	2	25	15	36	2	(Z)	38	2		
	VIRGINIA . . . . .	14	1	(Z)	100	100	100	-	-	-	-		
	NORTH CAROLINA . . . . .	94	11	6	26	31	34	3	(Z)	12	1		
	SOUTH CAROLINA . . . . .	47	6	4	87	90	88	(Z)	(Z)	16	2		
	GEORGIA . . . . .	59	19	4	66	74	87	(Z)	(Z)	8	4		
	FLORIDA . . . . .	31	3	(Z)	51	76	61	(Z)	(Z)	2	(Z)		
	EAST SOUTH CENTRAL												
	KENTUCKY . . . . .	9	1	(Z)	24	19	18	(Z)	(Z)	1	(Z)		
	TENNESSEE . . . . .	16	9	6	48	39	35	1	1	4	(Z)		
	ALABAMA . . . . .	37	4	2	27	23	24	1	(Z)	2	(Z)		
	MISSISSIPPI . . . . .	47	9	3	19	32	46	(Z)	(Z)	(Z)	(Z)		
	WEST SOUTH CENTRAL												
	ARKANSAS . . . . .	13	3	2	35	13	18	-	-	(Z)	(Z)		
	LOUISIANA . . . . .	16	2	1	25	23	36	(Z)	(Z)	(Z)	(Z)		
	OKLAHOMA . . . . .	15	1	1	30	22	22	(Z)	(Z)	(Z)	(Z)		
	TEXAS . . . . .	37	1	1	25	44	50	-	-	1	(Z)		
	MOUNTAIN												
	ARIZONA . . . . .	6	(Z)	(Z)	46	15	14	-	-	(Z)	(Z)		
	PACIFIC												
	WASHINGTON . . . . .	6	1	(Z)	80	81	88	-	-	-	-		
	CALIFORNIA . . . . .	74	4	3	29	41	51	3	(Z)	2	(Z)		
239	MISC. FABRICATED TEXTILE PRODUCTS . . . . .	8 207	1 894	733	7	11	13	263	45	1 608	388		
	NEW ENGLAND												
	MAINE . . . . .	4	1	(Z)	100	100	100	4	1	(Z)	(Z)		
	MASSACHUSETTS . . . . .	288	41	23	24	44	43	54	9	69	11		
	RHOODE ISLAND . . . . .	27	4	3	70	71	72	8	1	4	1		
	CONNECTICUT . . . . .	58	15	3	77	97	97	18	3	30	9		
	MIDDLE ATLANTIC												
	NEW YORK . . . . .	1 054	233	72	22	27	28	33	6	660	149		
	NEW JERSEY . . . . .	405	38	17	29	21	28	23	2	174	19		
	PENNSYLVANIA . . . . .	223	31	15	19	28	35	17	2	67	9		
	EAST NORTH CENTRAL												
	OHIO . . . . .	387	85	24	12	15	27	8	2	28	4		
	INDIANA . . . . .	155	25	10	23	21	27	1	(Z)	4	5		
	ILLINOIS . . . . .	283	61	22	37	49	45	6	1	33	5		
	MICHIGAN . . . . .	1 623	279	76	6	8	12	19	4	137	33		
	WISCONSIN . . . . .	52	1	(Z)	100	100	100	9	(Z)	(Z)	(Z)		
	WEST NORTH CENTRAL												
	MINNESOTA . . . . .	42	26	3	54	77	52	(Z)	(Z)	2	1		
	MISSOURI . . . . .	129	50	23	18	12	16	10	2	14	3		
	SOUTH ATLANTIC												
	DELAWARE . . . . .	4	3	1	100	100	100	2	1	1	1		
	MARYLAND . . . . .	46	4	(Z)	53	70	39	(Z)	(Z)	5	(Z)		
	VIRGINIA . . . . .	99	36	4	68	76	47	(Z)	(Z)	2	1		
	WEST VIRGINIA . . . . .	27	3	3	100	100	100	1	(Z)	6	1		
	NORTH CAROLINA . . . . .	597	212	115	16	13	14	10	2	129	81		
	SOUTH CAROLINA . . . . .	271	63	34	17	24	27	13	2	67	23		
	GEORGIA . . . . .	523	192	65	16	24	40	4	1	10	5		

VALUE (MILLION DOLLARS) AND TONS (THOUSANDS) OF SHIPMENTS BY DESTINATION

EAST NORTH CENTRAL		WEST NORTH CENTRAL		SOUTH ATLANTIC		EAST SOUTH CENTRAL		WEST SOUTH CENTRAL		MOUNTAIN		PACIFIC		UNKNOWN		SIC AND AREA CODE
VALUE	TONS	VALUE	TONS	VALUE	TONS	VALUE	TONS	VALUE	TONS	VALUE	TONS	VALUE	TONS	VALUE	TONS	
18	2	13	1	5	(Z)	2	(Z)	8	1	(Z)	(Z)	20	2	-	-	236
6	(Z)	14	1	20	1	4	(Z)	12	1	9	1	39	4	-	-	WSC TX
14	1	16	1	12	(Z)	2	(Z)	20	(Z)	(Z)	(Z)	11	(Z)	132	4	PAC CA
13	1	13	1	11	(Z)	2	(Z)	18	(Z)	(Z)	(Z)	10	(Z)	121	3	237
(Z)	(Z)	1	(Z)	-	-	-	-	-	-	(Z)	(Z)	-	-	-	-	MA NY
-	-	(Z)	(Z)	-	-	-	-	-	-	-	-	-	-	-	-	WNC MN
348	38	70	6	273	39	107	15	111	10	40	3	136	13	26	2	MO
4	(Z)	1	(Z)	2	(Z)	3	(Z)	2	(Z)	(Z)	(Z)	3	(Z)	(Z)	(Z)	238
(Z)	(Z)	(Z)	(Z)	(Z)	(Z)	(Z)	(Z)	5	1	-	-	(Z)	(Z)	-	-	NE MA CT
101	9	22	2	54	4	21	2	13	1	6	(Z)	38	4	3	(Z)	MA NY
5	(Z)	3	(Z)	2	(Z)	1	(Z)	1	(Z)	1	(Z)	2	(Z)	-	-	NJ
8	1	4	(Z)	17	3	8	1	7	1	1	(Z)	7	1	-	-	PA
17	2	2	(Z)	23	3	1	(Z)	2	(Z)	3	(Z)	2	(Z)	2	(Z)	ENC OH
1	1	1	(Z)	4	(Z)	2	(Z)	6	1	(Z)	(Z)	4	1	-	-	IN
34	3	4	(Z)	7	1	2	(Z)	3	(Z)	1	(Z)	7	1	-	-	IL
12	1	(Z)	(Z)	7	1	(Z)	(Z)	2	(Z)	2	(Z)	4	1	1	(Z)	MI
3	(Z)	2	(Z)	-	-	-	-	-	-	(Z)	(Z)	(Z)	(Z)	-	-	WI
17	2	8	1	2	(Z)	1	(Z)	4	(Z)	7	1	2	(Z)	3	1	WNC MO
(Z)	(Z)	(Z)	(Z)	-	-	-	-	(Z)	(Z)	(Z)	(Z)	(Z)	(Z)	-	-	NE
24	1	5	(Z)	38	5	3	(Z)	2	(Z)	(Z)	(Z)	5	(Z)	-	-	SA MO
-	-	-	-	14	1	-	-	-	-	(Z)	(Z)	-	-	-	-	VA
45	6	3	(Z)	10	1	6	1	11	1	1	(Z)	2	(Z)	1	(Z)	NC
15	2	1	(Z)	4	1	1	(Z)	2	(Z)	1	(Z)	6	1	-	-	SC
3	(Z)	1	(Z)	43	14	2	(Z)	1	(Z)	(Z)	(Z)	-	-	-	-	GA
2	(Z)	1	(Z)	20	3	2	(Z)	3	(Z)	(Z)	(Z)	1	(Z)	-	-	FL
6	(Z)	-	-	2	(Z)	(Z)	(Z)	(Z)	(Z)	-	-	(Z)	(Z)	-	-	ESC KY
3	1	(Z)	(Z)	2	1	4	3	1	1	(Z)	(Z)	1	2	-	-	TN
9	1	1	(Z)	7	1	5	(Z)	7	1	1	(Z)	2	(Z)	2	(Z)	AL
10	3	(Z)	(Z)	(Z)	(Z)	36	5	1	(Z)	(Z)	(Z)	(Z)	(Z)	-	-	MS
7	3	(Z)	(Z)	1	(Z)	(Z)	(Z)	(Z)	(Z)	1	(Z)	(Z)	(Z)	3	(Z)	WSC AR
3	-	3	(Z)	1	(Z)	2	(Z)	8	1	1	(Z)	(Z)	(Z)	-	-	LA
3	(Z)	2	(Z)	1	(Z)	2	(Z)	4	(Z)	(Z)	(Z)	3	(Z)	-	-	OK
4	(Z)	2	(Z)	6	(Z)	3	(Z)	15	(Z)	3	(Z)	2	(Z)	-	-	TX
(Z)	(Z)	(Z)	(Z)	(Z)	(Z)	(Z)	(Z)	1	(Z)	1	(Z)	3	(Z)	-	-	MNT AZ
(Z)	(Z)	(Z)	(Z)	-	-	(Z)	(Z)	-	-	(Z)	(Z)	6	1	-	-	PAC WA
8	1	3	(Z)	3	(Z)	2	(Z)	6	(Z)	5	(Z)	31	2	12	1	CA
2 082	418	676	190	1 289	339	301	83	509	124	266	91	851	146	362	70	239
-	-	(Z)	(Z)	-	-	-	-	-	-	(Z)	(Z)	(Z)	(Z)	-	-	NE ME
59	11	15	2	25	3	15	1	24	2	4	(Z)	7	1	17	1	MA
7	1	2	(Z)	2	(Z)	1	(Z)	(Z)	(Z)	(Z)	(Z)	3	(Z)	-	-	RI
5	1	2	(Z)	2	1	-	-	-	-	(Z)	(Z)	1	(Z)	-	-	CT
94	20	32	6	66	18	19	7	57	12	12	2	52	4	29	8	MA NY
33	3	23	1	49	6	52	3	14	1	5	(Z)	31	2	2	(Z)	NJ PA
49	6	15	1	33	4	20	5	9	1	4	(Z)	5	1	3	(Z)	
104	34	10	2	32	7	5	1	22	3	10	2	17	2	151	28	ENC OH
87	15	12	1	25	4	3	(Z)	10	2	1	(Z)	9	2	3	1	IN
157	37	22	7	8	2	4	(Z)	11	1	6	2	23	3	12	3	IL
1 056	176	217	35	94	17	25	5	16	3	-	-	58	8	1	(Z)	MI
21	1	13	(Z)	1	(Z)	-	-	7	(Z)	1	(Z)	-	-	-	-	WI
3	2	32	22	(Z)	(Z)	3	1	(Z)	(Z)	1	(Z)	1	(Z)	-	-	WNC MN
11	4	42	27	5	1	3	2	24	7	4	1	14	4	2	(Z)	MO
-	-	-	-	1	(Z)	(Z)	(Z)	-	-	-	-	-	-	-	-	SA OE
3	(Z)	(Z)	(Z)	36	4	1	(Z)	1	(Z)	1	(Z)	(Z)	(Z)	-	-	MD
4	1	1	(Z)	91	34	1	(Z)	(Z)	(Z)	(Z)	(Z)	(Z)	(Z)	-	-	VA
9	1	(Z)	(Z)	4	(Z)	(Z)	(Z)	(Z)	(Z)	(Z)	(Z)	6	1	-	-	WV
94	31	37	13	202	57	15	4	22	7	14	6	63	11	10	1	NC
36	7	10	2	81	16	16	3	20	5	5	1	13	3	12	2	SC
22	10	9	4	298	114	15	14	13	6	4	1	37	15	112	23	GA



TABLE 9. SHIPMENTS BY MANUFACTURING ESTABLISHMENTS--INDUSTRY GROUP AND ORIGIN BY DESTINATION: 1977--CON.

SIC CODE	INDUSTRY DESCRIPTION AND STATE OF ORIGIN	ALL SHIPMENTS						VALUE (MILLION DOLLARS) AND TONS (THOUSANDS) OF SHIPMENTS BY DESTINATION					
		VALUE (MILLION DOLLARS) (A)	TONS (THOUSANDS) (B)	TON-MILES (MILLIONS) (C)	STANDARD ERROR (PERCENT) FOR COLUMNS--			NEW ENGLAND		MIDDLE ATLANTIC			
					A	B	C	VALUE	TONS	VALUE	TONS		
239	MISC. FABRICATED TEXTILE PRODUCTS . . . . .												
	SOUTH ATLANTIC												
	FLORIDA . . . . .	101	15	9	77	84	97	-	-	33	4		
	EAST SOUTH CENTRAL												
	KENTUCKY . . . . .	91	16	8	13	21	29	-	-	36	8		
	TENNESSEE . . . . .	197	69	35	16	12	14	6	1	11	4		
	ALABAMA . . . . .	230	60	33	70	53	52	1	1	18	6		
	MISSISSIPPI . . . . .	45	27	8	65	97	94	(Z)	(Z)	4	1		
	WEST SOUTH CENTRAL												
	LOUISIANA . . . . .	33	17	9	37	28	28	-	-	1	(Z)		
	OKLAHOMA . . . . .	56	3	3	100	100	100	1	(Z)	1	(Z)		
	TEXAS . . . . .	232	60	27	34	48	34	4	1	14	1		
	MOUNTAIN												
	IOAHO . . . . .	10	4	(Z)	100	100	100	-	-	-	-		
	COLORADO . . . . .	49	25	4	100	100	100	-	-	-	-		
	ARIZONA . . . . .	20	6	(Z)	100	100	100	-	-	-	-		
	NEVADA . . . . .	5	1	1	100	100	100	-	-	(Z)	(Z)		
	PACIFIC												
	WASHINGTON . . . . .	43	6	2	53	49	98	-	-	-	-		
	OREGON . . . . .	41	24	9	16	24	35	(Z)	(Z)	1	(Z)		
	CALIFORNIA . . . . .	563	82	49	27	37	38	1	(Z)	29	2		
24	LUMBER OR WOOD PRODUCTS <sup>1</sup> . . . . .	39 910	357 978	58 414	4	13	9	1 371	17 204	2 884	10 052		
	NEW ENGLAND												
	MAINE . . . . .	555	13 592	393	80	95	73	303	13 284	74	86		
	NEW HAMPSHIRE . . . . .	193	894	36	70	87	75	186	880	6	14		
	VERMONT . . . . .	137	1 082	119	52	93	54	29	477	49	543		
	MASSACHUSETTS . . . . .	242	268	4	55	75	68	206	251	-	-		
	CONNECTICUT . . . . .	75	645	31	8	8	16	72	613	4	32		
	MIDDLE ATLANTIC												
	NEW YORK . . . . .	649	2 847	314	35	41	49	36	171	466	2 016		
	NEW JERSEY . . . . .	268	206	19	42	57	40	12	5	221	184		
	PENNSYLVANIA . . . . .	1 028	2 777	647	26	38	36	79	176	592	1 590		
	EAST NORTH CENTRAL												
	OHIO . . . . .	692	2 228	290	32	57	52	5	7	100	360		
	INDIANA . . . . .	1 075	1 385	196	25	26	25	4	2	42	29		
	ILLINOIS . . . . .	661	1 629	139	33	55	29	12	6	25	19		
	MICHIGAN . . . . .	683	2 320	366	28	59	52	7	7	28	25		
	WISCONSIN . . . . .	1 073	6 584	715	20	39	25	3	4	31	48		
	WEST NORTH CENTRAL												
	MINNESOTA . . . . .	844	1 213	534	20	24	13	58	38	106	85		
	IOWA . . . . .	281	372	122	32	43	39	10	10	8	4		
	MISSOURI . . . . .	357	1 156	270	56	57	53	(Z)	(Z)	1	1		
	SOUTH DAKOTA . . . . .	101	426	160	71	88	93	-	-	1	4		
	NEBRASKA . . . . .	131	79	31	100	100	100	-	-	-	-		
	KANSAS . . . . .	217	1 989	59	63	92	91	-	-	4	3		
	SOUTH ATLANTIC												
	DELAWARE . . . . .	26	47	1	71	75	69	-	-	12	34		
	MARYLAND . . . . .	193	3 029	93	41	71	65	1	1	29	77		
	VIRGINIA . . . . .	1 081	5 523	994	20	41	38	16	34	209	2 023		
	WEST VIRGINIA . . . . .	1 188	1 464	60	70	58	80	-	-	-	-		
	NORTH CAROLINA . . . . .	1 460	16 373	1 333	29	43	46	32	125	197	632		
	SOUTH CAROLINA . . . . .	788	15 828	1 356	35	55	44	29	220	43	228		
	GEORGIA . . . . .	1 395	14 000	1 543	26	36	35	25	130	50	202		
	FLORIDA . . . . .	790	7 205	643	36	87	84	(Z)	1	2	3		
	EAST SOUTH CENTRAL												
	KENTUCKY . . . . .	309	1 058	138	14	43	23	6	5	17	13		
	TENNESSEE . . . . .	606	1 498	332	30	31	20	3	5	39	203		
	ALABAMA . . . . .	1 219	11 315	3 099	24	42	54	(Z)	2	57	327		
	MISSISSIPPI . . . . .	1 192	16 125	2 814	35	52	46	6	41	29	83		
	WEST SOUTH CENTRAL												
	ARKANSAS . . . . .	1 025	5 539	1 238	40	50	48	5	12	8	28		
	LOUISIANA . . . . .	825	15 996	2 824	22	24	25	(Z)	(Z)	10	45		
	OKLAHOMA . . . . .	260	876	165	92	98	94	-	-	2	3		
	TEXAS . . . . .	1 761	34 964	3 249	22	79	55	2	2	12	29		
	MOUNTAIN												
	MONTANA . . . . .	615	4 214	986	48	22	11	11	40	9	38		
	IOAHO . . . . .	1 083	9 457	3 229	28	43	49	16	45	40	129		
	WYOMING . . . . .	73	414	153	100	100	100	-	-	5	21		
	COLORADO . . . . .	223	492	149	67	86	90	-	-	(Z)	(Z)		
	NEW MEXICO . . . . .	127	537	313	21	22	31	-	-	-	-		
	ARIZONA . . . . .	283	754	274	33	10	9	-	-	-	-		
	UTAH . . . . .	122	181	14	71	69	97	-	-	-	-		
	PACIFIC												
	WASHINGTON . . . . .	4 097	46 093	5 572	13	8	23	26	54	47	191		
	OREGON . . . . .	6 215	70 583	16 814	13	20	22	101	283	158	445		
	CALIFORNIA . . . . .	4 464	30 779	6 228	14	36	12	55	49	145	236		
241	LOGGING CAMPS AND CONTRACTORS . . . . .	6 230	192 063	13 097	17	20	43	346	16 239	1	6		
	NEW ENGLAND												
	MAINE . . . . .	268	12 610	176	96	96	96	268	12 610	-	-		
	EAST NORTH CENTRAL												
	INDIANA . . . . .	15	281	22	100	100	100	-	-	-	-		

<sup>1</sup>Due to the estimation and benchmarking procedures, lower level data do not necessarily add to higher aggregate totals. (See appendix D for further explanation.) The largest difference occurs in Lumber and Wood Products, major group 24, where the estimated tons for group 24 is approximately 12 percent lower than the sum of the 3-digit groups. This results from a low response rate in group 241, Logging Camps and Contractors (56 percent compared to over 80 percent for the CTS as a whole) which caused substantial distortion in the estimation procedure. In making state estimates for group 24, if group 241 was missing, data from the other 3-digit groups within group 24 were used to represent group 241. Since the other 3-digit groups have a much lower weight/value relationship than group 241, total tons for group 24 tends to be understated. As explained in appendix D, the division and U.S. 2-digit estimates are derived from the state 2-digit estimates, just as division and U.S. 3-digit estimates are derived from the state 3-digit estimates. As a consequence, the division and U.S. estimates for group 24 have a lower pounds per unit value relationship (therefore, a lower total tons) than the sum of the 3-digit estimates.



TABLE 9. SHIPMENTS BY MANUFACTURING ESTABLISHMENTS--INDUSTRY GROUP AND ORIGIN BY DESTINATION: 1977--CON.

SIC CODE	INDUSTRY DESCRIPTION AND STATE OF ORIGIN	ALL SHIPMENTS						VALUE (MILLION DOLLARS) AND TONS (THOUSANDS) OF SHIPMENTS BY DESTINATION					
		VALUE (MILLION DOLLARS) (A)	TONS (THOU- SANDS) (B)	TON-MILES (MIL- LIONS) (C)	STANDARD ERROR (PERCENT) FOR COLUMNS--			NEW ENGLAND		MIDDLE ATLANTIC			
					A	B	C	VALUE	TONS	VALUE	TONS		
241	LOGGING CAMPS AND CONTRACTORS . . . . .												
	EAST NORTH CENTRAL												
	WISCONSIN . . . . .	54	3 579	211	69	69	70	-	-	-	-	-	-
	SOUTH ATLANTIC												
	MARYLAND . . . . .	17	1 567	22	100	100	100	-	-	-	-	-	-
	WEST VIRGINIA . . . . .	25	289	32	100	100	100	-	-	-	-	-	-
	SOUTH CAROLINA . . . . .	183	8 638	512	80	86	88	-	-	-	-	-	-
	EAST SOUTH CENTRAL												
	KENTUCKY . . . . .	17	302	26	100	100	100	-	-	-	-	-	-
	MISSISSIPPI . . . . .	152	3 934	385	-	-	1	-	-	-	-	-	-
	WEST SOUTH CENTRAL												
	LOUISIANA . . . . .	157	9 730	1 449	37	39	45	-	-	-	-	-	-
	TEXAS . . . . .	155	3 385	464	100	100	100	-	-	-	-	-	-
	MOUNTAIN												
	IOAHO . . . . .	212	3 856	268	51	60	48	-	-	-	-	-	-
	NEW MEXICO . . . . .	14	38	10	100	100	100	-	-	-	-	-	-
	PACIFIC												
	WASHINGTON . . . . .	1 632	32 693	679	5	5	4	-	-	1	6	-	-
	OREGON . . . . .	1 220	35 387	3 892	40	40	82	-	-	82	-	-	-
	CALIFORNIA . . . . .	450	13 780	239	75	74	91	-	-	-	-	-	-
242	SAWMILL OR PLANING MILL . . . . .	11 969	148 697	27 693	11	22	16	255	1 378	745	4 888		
	NEW ENGLAND												
	MAINE . . . . .	159	216	99	100	100	100	15	21	50	69		
	VERMONT . . . . .	51	855	51	100	100	100	17	393	24	442		
	MASSACHUSETTS . . . . .	37	153	3	72	97	86	37	153	-	-		
	MIDDLE ATLANTIC												
	NEW YORK . . . . .	121	1 333	58	69	69	73	22	125	92	928		
	PENNSYLVANIA . . . . .	201	863	226	82	96	98	20	74	86	385		
	EAST NORTH CENTRAL												
	OHIO . . . . .	91	1 122	130	100	100	100	-	-	32	256		
	INDIANA . . . . .	98	76	10	98	69	72	-	-	(2)	1		
	ILLINOIS . . . . .	37	10	3	100	100	100	-	-	-	3		(2)
	MICHIGAN . . . . .	119	1 282	209	75	97	84	(2)	(2)	3	5		
	WISCONSIN . . . . .	121	1 035	83	95	96	72	(2)	2	(2)	2		
	WEST NORTH CENTRAL												
	IOWA . . . . .	17	31	24	100	100	100	9	10	-	-		
	MISSOURI . . . . .	111	408	39	100	100	100	-	-	-	-		
	SOUTH DAKOTA . . . . .	22	216	87	100	100	100	-	-	1	2		
	KANSAS . . . . .	27	1 827	-	100	100	-	-	-	-	-		
	SOUTH ATLANTIC												
	DELAWARE . . . . .	7	22	(2)	100	100	100	-	-	7	22		
	MARYLAND . . . . .	35	740	44	100	100	100	-	-	3	44		
	VIRGINIA . . . . .	304	3 186	459	56	66	77	7	16	132	1 514		
	WEST VIRGINIA . . . . .	88	481	2	100	100	100	-	-	-	-		
	NORTH CAROLINA . . . . .	541	12 803	814	64	49	67	13	53	50	296		
	SOUTH CAROLINA . . . . .	262	5 373	439	77	90	86	17	166	6	19		
	GEORGIA . . . . .	479	8 709	492	46	48	61	-	-	(2)	1		
	FLORIDA . . . . .	119	5 478	476	100	100	100	-	-	-	-		
	EAST SOUTH CENTRAL												
	KENTUCKY . . . . .	123	77	29	13	12	22	3	3	9	7		
	TENNESSEE . . . . .	278	681	141	55	65	46	3	5	8	31		
	ALABAMA . . . . .	402	6 309	1 770	50	61	79	(2)	2	10	132		
	MISSISSIPPI . . . . .	446	8 286	1 248	78	97	93	-	-	17	19		
	WEST SOUTH CENTRAL												
	ARKANSAS . . . . .	447	2 759	580	74	76	82	4	10	3	8		
	LOUISIANA . . . . .	265	3 050	537	49	44	55	(2)	(2)	(2)	(2)		
	TEXAS . . . . .	246	27 331	1 723	80	99	98	-	-	1	2		
	MOUNTAIN												
	MONTANA . . . . .	269	1 142	322	78	58	19	-	-	2	9		
	IOAHO . . . . .	529	4 212	2 457	55	80	63	7	20	34	112		
	COLORADO . . . . .	56	228	74	95	97	95	-	-	(2)	(2)		
	NEW MEXICO . . . . .	58	234	128	12	6	8	-	-	-	-		
	ARIZONA . . . . .	99	423	173	7	4	9	-	-	-	-		
	PACIFIC												
	WASHINGTON . . . . .	1 406	10 001	3 415	24	25	34	13	19	26	80		
	OREGON . . . . .	2 251	20 837	7 182	30	33	33	25	94	51	171		
	CALIFORNIA . . . . .	1 721	12 940	3 504	27	45	17	18	40	63	129		
243	MILLWORK--PLYWOOD--STRUCTURAL MEMBERS . . . . .	11 399	36 031	10 841	8	16	12	306	429	1 058	1 146		
	NEW ENGLAND												
	MAINE . . . . .	19	26	42	100	100	100	1	4	(2)	(2)		
	VERMONT . . . . .	31	44	32	62	59	64	4	9	7	13		
	MASSACHUSETTS . . . . .	68	33	1	100	100	100	41	21	-	-		
	MIDDLE ATLANTIC												
	NEW YORK . . . . .	199	75	4	69	79	96	-	-	170	65		
	NEW JERSEY . . . . .	156	60	8	47	43	25	8	3	125	45		
	PENNSYLVANIA . . . . .	276	163	26	31	40	47	18	7	202	120		
	EAST NORTH CENTRAL												
	OHIO . . . . .	244	199	34	58	51	55	1	(2)	20	16		



VALUE (MILLION DOLLARS) AND TONS (THOUSANDS) OF SHIPMENTS BY DESTINATION

EAST NORTH CENTRAL		WEST NORTH CENTRAL		SOUTH ATLANTIC		EAST SOUTH CENTRAL		WEST SOUTH CENTRAL		MOUNTAIN		PACIFIC		UNKNOWN		SIC AND AREA CODE
VALUE	TONS	VALUE	TONS	VALUE	TONS	VALUE	TONS	VALUE	TONS	VALUE	TONS	VALUE	TONS	VALUE	TONS	
																241
46	3 503	-	-	-	-	-	-	-	-	-	-	-	-	8	76	ENC W1
-	-	-	-	17	1 567	-	-	-	-	-	-	-	-	-	-	SA
-	-	-	-	13	246	8	25	-	-	-	-	-	-	4	18	MD
-	-	-	-	183	8 638	-	-	-	-	-	-	-	-	-	-	WV
-	-	-	-	-	-	-	-	-	-	-	-	-	-	-	-	SC
-	-	-	-	-	-	-	-	-	-	-	-	-	-	-	-	ESC
-	-	-	-	-	-	17	302	-	-	-	-	-	-	-	-	KY
-	-	-	-	-	-	144	3 875	(Z)	6	-	-	-	-	8	53	MS
-	-	-	-	-	-	54	2 804	103	6 926	-	-	-	-	-	-	WSC
-	-	-	-	-	-	-	-	155	3 385	-	-	-	-	-	-	LA
-	-	-	-	-	-	-	-	-	-	-	-	-	-	-	-	TX
3	16	8	40	2	8	2	10	(Z)	3	191	3 731	5	23	(Z)	25	MNT ID
-	-	-	-	-	-	-	-	8	21	6	15	(Z)	1	-	-	NM
-	-	(Z)	2	-	-	-	-	-	-	-	-	1 598	30 939	33	1 746	PAC WA
-	-	-	-	-	-	-	-	-	-	-	-	1 217	35 357	2	30	OR
-	-	-	-	-	-	-	-	-	-	-	-	450	13 780	-	-	CA
1 342	6 266	740	5 041	1 692	24 201	624	6 434	1 418	40 726	689	2 758	3 474	23 407	990	33 598	242
-	-	-	-	94	126	-	-	-	-	-	-	-	-	-	-	NE
-	-	-	-	4	4	5	5	-	-	-	-	-	-	2	11	ME
-	-	-	-	-	-	-	-	-	-	-	-	-	-	(Z)	(Z)	VT
-	-	-	-	-	-	-	-	-	-	-	-	-	-	-	-	MA
1	13	-	-	-	-	-	-	-	-	-	-	-	-	6	266	MA
49	228	-	-	17	81	20	80	6	15	-	-	-	-	5	1	NY
-	-	-	-	-	-	-	-	-	-	-	-	-	-	-	-	PA
47	516	-	-	-	-	-	-	-	-	-	-	-	-	11	350	ENC OH
78	29	-	-	5	3	6	36	9	7	-	-	-	-	-	-	IN
30	9	-	-	1	(Z)	3	(Z)	(Z)	(Z)	-	-	-	-	-	-	IL
100	1 253	6	9	1	2	1	1	1	2	1	1	6	9	-	-	MI
116	993	3	25	1	4	(Z)	1	1	6	-	-	(Z)	3	-	-	WI
1	1	2	12	(Z)	(Z)	1	4	(Z)	(Z)	-	-	2	5	-	-	WNC IA
-	-	111	408	-	-	-	-	-	-	-	-	-	-	-	-	MO
15	74	4	24	1	2	-	-	-	-	(Z)	2	-	-	2	111	SD
-	-	27	1 827	-	-	-	-	-	-	-	-	-	-	-	-	KS
-	-	-	-	-	-	-	-	-	-	-	-	-	-	-	-	SA
-	-	-	-	30	695	-	-	-	-	-	-	-	-	-	-	DE
23	185	-	-	125	1 149	7	44	-	-	-	-	-	-	1	(Z)	MD
-	-	-	-	88	481	-	-	-	-	-	-	-	-	11	279	VA
37	139	21	79	303	6 538	29	129	-	-	-	-	-	-	-	-	WV
41	190	(Z)	(Z)	185	4 634	(Z)	1	6	20	-	-	(Z)	(Z)	88	5 569	NC
13	46	-	-	305	3 476	89	528	3	6	-	-	3	4	6	343	SC
-	-	-	-	119	5 478	-	-	-	-	-	-	-	-	65	4 647	GA
-	-	-	-	-	-	-	-	-	-	-	-	-	-	-	-	FL
76	44	7	3	14	9	4	3	3	2	3	2	5	5	-	-	ESC KY
133	167	5	10	46	71	49	302	7	8	6	7	10	14	12	66	TN
36	428	12	167	30	350	194	2 262	44	505	-	-	13	315	63	2 148	AL
8	10	(Z)	(Z)	62	292	59	2 505	257	5 242	10	78	29	100	4	41	MS
89	289	54	203	3	8	41	185	235	1 646	(Z)	(Z)	5	8	12	403	WSC AR
8	7	9	71	12	75	8	57	217	2 768	6	39	4	30	(Z)	2	LA
1	1	2	1	(Z)	(Z)	19	16	205	27 244	(Z)	(Z)	16	13	3	54	TX
7	28	11	41	1	2	-	-	2	13	153	600	90	446	3	4	MNT MT
53	185	78	297	44	163	7	26	23	137	66	269	199	2 847	16	154	ID
-	-	1	4	-	-	-	-	13	47	42	175	1	2	-	-	CO
6	28	(Z)	3	(Z)	1	(Z)	1	31	112	19	68	2	18	(Z)	3	NH
4	17	1	6	-	-	-	-	35	107	47	195	11	66	(Z)	33	AZ
109	503	92	378	34	109	12	31	73	296	84	323	816	5 028	146	3 234	PAC WA
136	558	109	411	86	286	32	110	106	537	152	663	1 269	8 753	286	9 253	OR
103	244	130	343	46	98	32	82	91	238	72	222	931	5 247	236	6 297	CA
2 088	3 111	880	1 255	1 573	3 156	652	2 373	1 180	3 582	639	2 049	2 387	7 857	635	11 072	243
1	2	-	-	4	9	1	1	(Z)	(Z)	-	-	12	11	-	-	NE
2	3	1	1	6	7	2	3	4	5	(Z)	1	4	4	-	-	ME
-	-	-	-	-	-	-	-	-	-	-	-	-	-	27	12	VT
-	-	-	-	-	-	-	-	-	-	-	-	-	-	-	-	MA
6	3	1	1	3	2	1	(Z)	1	1	-	-	1	(Z)	30	10	MA
25	12	2	1	18	10	(Z)	(Z)	3	2	-	-	7	4	11	5	NJ
-	-	-	-	-	-	-	-	-	-	-	-	-	-	1	6	PA
171	148	29	13	17	14	4	6	-	-	-	-	(Z)	(Z)	1	1	ENC OH

TABLE 9. SHIPMENTS BY MANUFACTURING ESTABLISHMENTS--INDUSTRY GROUP AND ORIGIN BY DESTINATION: 1977--CON.

SIC CODE	INDUSTRY DESCRIPTION AND STATE OF ORIGIN	ALL SHIPMENTS						VALUE (MILLION DOLLARS) AND TONS (THOUSANDS) OF SHIPMENTS BY DESTINATION					
		VALUE (MILLION DOLLARS) (A)	TONS (THOUSANDS) (B)	TON-MILES (MILLIONS) (C)	STANDARD ERROR (PERCENT) FOR COLUMNS--			NEW ENGLAND		MIDDLE ATLANTIC			
					A	B	C	VALUE	TONS	VALUE	TONS		
243	MILLWORK--PLYWOOD--STRUCTURAL MEMBERS . . . . .												
	EAST NORTH CENTRAL												
	INDIANA . . . . .	436	415	86	43	36	39	4	2	35	23		
	ILLINOIS . . . . .	275	162	41	53	38	26	4	3	11	14		
	MICHIGAN . . . . .	209	189	21	54	55	44	1	1	8	5		
	WISCONSIN . . . . .	431	626	186	37	22	20	2	2	27	17		
	WEST NORTH CENTRAL												
	MINNESOTA . . . . .	423	237	137	13	11	12	46	24	80	35		
	IOWA . . . . .	124	150	44	18	13	16	(Z)	(Z)	7	3		
	MISSOURI . . . . .	73	28	3	68	64	96	-	-	-	-		
	KANSAS . . . . .	35	14	1	100	100	100	-	-	-	-		
	SOUTH ATLANTIC												
	MARYLAND . . . . .	68	44	5	70	70	62	(Z)	(Z)	8	5		
	VIRGINIA . . . . .	336	341	214	34	17	16	7	8	23	22		
	NORTH CAROLINA . . . . .	334	812	207	34	47	46	7	34	74	184		
	SOUTH CAROLINA . . . . .	213	898	187	46	51	38	9	26	15	47		
	GEORGIA . . . . .	319	1 452	339	61	82	65	7	22	27	74		
	FLORIDA . . . . .	260	214	43	57	64	95	(Z)	(Z)	2	2		
	EAST SOUTH CENTRAL												
	KENTUCKY . . . . .	59	65	28	17	30	39	2	1	8	6		
	TENNESSEE . . . . .	121	71	9	55	56	79	-	-	-	-		
	ALABAMA . . . . .	278	2 168	490	65	57	67	-	-	26	97		
	MISSISSIPPI . . . . .	230	2 103	348	67	65	64	1	1	1	1		
	WEST SOUTH CENTRAL												
	ARKANSAS . . . . .	211	1 108	194	14	58	6	-	-	-	-		
	LOUISIANA . . . . .	296	1 987	502	50	50	52	-	-	9	32		
	OKLAHOMA . . . . .	54	91	2	100	100	100	-	-	-	-		
	TEXAS . . . . .	697	2 653	585	29	40	34	2	1	10	20		
	MOUNTAIN												
	MONTANA . . . . .	165	1 830	373	2	1	9	7	28	5	18		
	IDAHO . . . . .	170	1 093	419	44	49	51	8	25	5	15		
	COLORADO . . . . .	60	30	4	100	100	100	-	-	-	-		
	ARIZONA . . . . .	79	50	1	73	78	81	-	-	-	-		
	UTAH . . . . .	39	66	(Z)	100	100	100	-	-	-	-		
	PACIFIC												
	WASHINGTON . . . . .	808	2 215	818	36	51	48	7	16	10	11		
	OREGON . . . . .	2 235	12 288	4 223	19	28	24	73	151	102	209		
	CALIFORNIA . . . . .	1 085	1 454	990	28	28	41	2	3	22	21		
244	WOOD CONTAINERS . . . . .	1 213	7 187	1 066	13	16	22	39	273	176	1 085		
	NEW ENGLAND												
	VERMONT . . . . .	6	3	3	100	100	100	1	(Z)	1	(Z)		
	CONNECTICUT . . . . .	11	91	4	8	8	16	10	86	(Z)	5		
	MIDDLE ATLANTIC												
	NEW YORK . . . . .	40	285	10	66	71	65	(Z)	1	39	279		
	NEW JERSEY . . . . .	18	74	4	100	100	100	-	-	18	74		
	PENNSYLVANIA . . . . .	69	472	25	63	71	80	2	16	62	410		
	EAST NORTH CENTRAL												
	OHIO . . . . .	54	455	8	52	77	70	-	-	3	7		
	INDIANA . . . . .	35	147	2	50	65	43	-	-	(Z)	1		
	ILLINOIS . . . . .	32	328	23	88	97	92	-	-	-	-		
	MICHIGAN . . . . .	72	345	23	70	98	76	1	(Z)	8	3		
	WISCONSIN . . . . .	55	420	68	35	42	41	(Z)	(Z)	(Z)	(Z)		
	WEST NORTH CENTRAL												
	MINNESOTA . . . . .	19	154	48	-	-	-	-	-	-	-		
	MISSOURI . . . . .	49	209	77	66	87	87	(Z)	(Z)	(Z)	(Z)		
	KANSAS . . . . .	9	31	8	63	67	94	-	-	1	2		
	SOUTH ATLANTIC												
	VIRGINIA . . . . .	45	463	76	37	47	66	-	-	15	189		
	WEST VIRGINIA . . . . .	13	211	6	100	100	100	-	-	-	-		
	NORTH CAROLINA . . . . .	45	268	43	42	48	74	(Z)	(Z)	3	20		
	SOUTH CAROLINA . . . . .	15	33	10	56	75	75	-	-	-	-		
	GEORGIA . . . . .	49	226	40	36	37	32	(Z)	(Z)	5	13		
	FLORIDA . . . . .	31	148	12	49	56	51	-	-	-	-		
	EAST SOUTH CENTRAL												
	KENTUCKY . . . . .	67	278	44	48	76	50	1	1	(Z)	(Z)		
	TENNESSEE . . . . .	41	86	27	49	49	51	(Z)	(Z)	(Z)	(Z)		
	ALABAMA . . . . .	26	138	34	66	82	79	-	-	-	-		
	MISSISSIPPI . . . . .	36	106	55	48	44	53	(Z)	1	3	8		
	WEST SOUTH CENTRAL												
	ARKANSAS . . . . .	31	108	38	28	14	17	-	-	3	7		
	LOUISIANA . . . . .	9	65	1	75	74	89	-	-	-	-		
	OKLAHOMA . . . . .	7	7	3	69	44	55	-	-	1	1		
	TEXAS . . . . .	63	314	17	63	83	52	-	-	(Z)	(Z)		
	MOUNTAIN												
	ARIZONA . . . . .	2	10	1	100	100	100	-	-	-	-		
	PACIFIC												
	WASHINGTON . . . . .	38	294	27	47	23	38	-	-	-	-		
	OREGON . . . . .	15	38	23	85	80	80	-	-	-	-		
	CALIFORNIA . . . . .	150	1 046	259	34	70	87	-	-	8	44		
245	WOOD BUILDINGS OR MOBILE HOMES . . . . .	5 148	5 113	855	9	10	15	130	133	265	260		





TABLE 9. SHIPMENTS BY MANUFACTURING ESTABLISHMENTS--INDUSTRY GROUP AND ORIGIN BY DESTINATION: 1977--CON.

SIC CODE	INDUSTRY DESCRIPTION AND STATE OF ORIGIN	ALL SHIPMENTS						VALUE (MILLION DOLLARS) AND TONS (THOUSANDS) OF SHIPMENTS BY DESTINATION					
		VALUE (MILLION DOLLARS) (A)	TONS (THOUSANDS) (B)	TON-MILES (MILLIONS) (C)	STANDARD ERROR (PERCENT) FOR COLUMNS--			NEW ENGLAND		MIDDLE ATLANTIC			
					A	B	C	VALUE	TONS	VALUE	TONS		
245	W000 BUILDINGS OR MOBILE HOMES . . . . .												
	NEW ENGLAND												
	NEW HAMPSHIRE . . . . .	27	29	3	100	100	100	26	28	1	1		
	MIDDLE ATLANTIC												
	NEW YORK . . . . .	69	69	11	100	100	100	5	5	53	53		
	PENNSYLVANIA . . . . .	290	292	29	63	67	62	24	18	157	154		
	EAST NORTH CENTRAL												
	OHIO . . . . .	162	177	33	51	50	75	-	-	18	18		
	INDIANA . . . . .	410	327	62	51	49	51	-	-	7	5		
	ILLINOIS . . . . .	113	180	20	100	100	100	-	-	-	-		
	MICHIGAN . . . . .	84	52	8	62	55	58	1	1	2	3		
	WISCONSIN . . . . .	310	283	53	37	40	29	-	-	-	-		
	WEST NORTH CENTRAL												
	MINNESOTA . . . . .	133	243	52	100	100	100	-	-	-	-		
	IOWA . . . . .	113	161	42	78	93	93	-	-	(2)	(2)		
	MISSOURI . . . . .	54	81	11	100	100	100	-	-	-	-		
	SOUTH DAKOTA . . . . .	36	31	6	100	100	100	-	-	-	-		
	NEBRASKA . . . . .	60	37	14	100	100	100	-	-	-	-		
	KANSAS . . . . .	128	108	46	100	100	100	-	-	-	-		
	SOUTH ATLANTIC												
	DELAWARE . . . . .	11	9	(2)	100	100	100	-	-	1	1		
	MARYLAND . . . . .	32	29	3	100	100	100	(2)	1	12	11		
	VIRGINIA . . . . .	173	290	45	38	51	54	-	-	3	5		
	NORTH CAROLINA . . . . .	171	246	22	55	49	58	-	-	-	-		
	GEORGIA . . . . .	198	180	33	51	50	48	-	-	-	-		
	FLORIDA . . . . .	217	129	12	71	69	71	-	-	-	-		
	EAST SOUTH CENTRAL												
	KENTUCKY . . . . .	18	20	3	100	100	100	-	-	-	-		
	TENNESSEE . . . . .	78	133	1	100	100	100	-	-	-	-		
	ALABAMA . . . . .	205	181	51	40	38	35	-	-	1	1		
	MISSISSIPPI . . . . .	48	56	13	62	55	58	-	-	2	2		
	WEST SOUTH CENTRAL												
	ARKANSAS . . . . .	44	41	8	71	73	70	-	-	-	-		
	TEXAS . . . . .	441	446	95	30	30	38	-	-	-	-		
	MOUNTAIN												
	IDAHO . . . . .	154	136	29	70	70	73	-	-	-	-		
	UTAH . . . . .	60	80	11	100	100	100	-	-	-	-		
	PACIFIC												
	WASHINGTON . . . . .	113	156	6	55	69	56	-	-	-	-		
	OREGON . . . . .	192	84	15	74	63	76	-	-	-	-		
	CALIFORNIA . . . . .	613	429	51	70	71	74	-	-	-	-		
249	MISCELLANEOUS WOOD PRODUCTS . . . . .	3 956	19 056	8 236	19	19	22	227	600	453	2 234		
	NEW ENGLAND												
	MAINE . . . . .	82	79	56	100	100	100	4	3	21	13		
	NEW HAMPSHIRE . . . . .	21	193	6	100	100	100	20	190	1	3		
	VERMONT . . . . .	27	11	16	100	100	100	2	1	8	3		
	MASSACHUSETTS . . . . .	75	13	(2)	100	100	100	75	13	-	-		
	MIDDLE ATLANTIC												
	NEW YORK . . . . .	131	698	189	63	72	69	4	17	50	417		
	PENNSYLVANIA . . . . .	144	859	312	20	36	13	11	52	58	447		
	EAST NORTH CENTRAL												
	OHIO . . . . .	121	212	76	15	13	22	4	6	23	54		
	INDIANA . . . . .	81	139	13	100	100	100	-	-	-	-		
	ILLINOIS . . . . .	196	930	49	71	91	62	8	2	10	4		
	MICHIGAN . . . . .	146	271	77	70	48	46	4	4	5	7		
	WISCONSIN . . . . .	102	641	116	100	100	100	-	-	4	28		
	WEST NORTH CENTRAL												
	MINNESOTA . . . . .	138	390	213	21	11	8	3	8	10	36		
	IOWA . . . . .	8	5	3	29	24	33	-	-	(2)	(2)		
	MISSOURI . . . . .	61	403	134	72	69	74	-	-	(2)	(2)		
	KANSAS . . . . .	17	4	4	100	100	100	-	-	3	1		
	SOUTH ATLANTIC												
	VIRGINIA . . . . .	145	844	129	33	41	43	1	8	20	147		
	NORTH CAROLINA . . . . .	204	389	96	52	47	52	8	23	48	61		
	SOUTH CAROLINA . . . . .	105	691	193	53	44	52	2	25	20	160		
	GEORGIA . . . . .	150	1 434	418	35	30	39	15	89	11	84		
	FLORIDA . . . . .	63	314	18	53	63	68	-	-	-	-		
	EAST SOUTH CENTRAL												
	KENTUCKY . . . . .	25	315	8	100	100	100	-	-	-	-		
	TENNESSEE . . . . .	65	470	142	14	10	14	-	-	30	164		
	ALABAMA . . . . .	107	659	244	29	23	19	-	-	11	44		
	MISSISSIPPI . . . . .	281	1 639	766	22	32	28	5	40	7	54		
	WEST SOUTH CENTRAL												
	ARKANSAS . . . . .	102	501	190	61	69	65	(2)	(2)	1	8		
	LOUISIANA . . . . .	67	555	227	69	58	55	-	-	1	10		
	OKLAHOMA . . . . .	21	178	47	100	100	100	-	-	-	-		
	TEXAS . . . . .	158	834	365	68	65	67	(2)	1	1	7		
	MOUNTAIN												
	WYOMING . . . . .	2	10	4	100	100	100	-	-	(2)	1		
	NEW MEXICO . . . . .	7	64	59	100	100	100	-	-	-	-		



TABLE 9. SHIPMENTS BY MANUFACTURING ESTABLISHMENTS--INDUSTRY GROUP AND ORIGIN BY DESTINATION: 1977--CON.

SIC CODE	INDUSTRY DESCRIPTION AND STATE OF ORIGIN	ALL SHIPMENTS						VALUE (MILLION DOLLARS) AND TONS (THOUSANDS) OF SHIPMENTS BY DESTINATION					
		VALUE (MILLION DOLLARS) (A)	TONS (THOU- SANDS) (B)	TON-MILES (MIL- LIONS) (C)	STANDARD ERROR (PERCENT) FOR COLUMNS--			NEW ENGLAND		MIDDLE ATLANTIC			
					A	B	C	VALUE	TONS	VALUE	TONS		
249	MISCELLANEOUS WOOD PRODUCTS . . . . .												
	PACIFIC												
	WASHINGTON . . . . .	100	734	626	33	43	53	6	20	10	95		
	OREGON . . . . .	301	1 948	1 479	42	38	40	3	37	6	65		
	CALIFORNIA . . . . .	443	1 129	1 184	38	29	21	35	6	52	42		
25	FURNITURE OR FIXTURES . . . . .	16 953	8 467	4 027	5	4	6	761	381	2 311	1 186		
	NEW ENGLAND												
	MAINE . . . . .	35	26	40	100	100	100	(Z)	(Z)	2	1		
	NEW HAMPSHIRE . . . . .	55	45	8	73	69	87	37	25	11	17		
	VERMONT . . . . .	66	59	3	100	100	100	61	56	5	3		
	MASSACHUSETTS . . . . .	275	99	21	76	76	58	215	80	17	5		
	CONNECTICUT . . . . .	178	45	21	31	38	47	1	(Z)	58	18		
	MIDDLE ATLANTIC												
	NEW YORK . . . . .	844	368	173	26	29	24	58	24	332	168		
	NEW JERSEY . . . . .	382	223	54	31	43	65	28	22	241	148		
	PENNSYLVANIA . . . . .	789	473	256	23	23	26	30	22	338	210		
	EAST NORTH CENTRAL												
	OHIO . . . . .	720	600	236	17	18	18	22	17	93	80		
	INDIANA . . . . .	783	370	158	22	21	21	17	8	66	27		
	ILLINOIS . . . . .	1 051	681	332	19	23	29	23	12	88	54		
	MICHIGAN . . . . .	1 099	512	243	14	17	16	32	14	85	30		
	WISCONSIN . . . . .	391	198	94	24	22	27	7	4	46	19		
	WEST NORTH CENTRAL												
	MINNESOTA . . . . .	156	105	47	44	57	47	5	3	9	5		
	IOWA . . . . .	191	80	35	47	37	39	1	(Z)	3	2		
	MISSOURI . . . . .	296	115	65	32	29	31	11	4	36	11		
	NEBRASKA . . . . .	87	54	43	29	23	26	(Z)	(Z)	1	1		
	KANSAS . . . . .	70	30	12	38	36	44	-	-	1	1		
	SOUTH ATLANTIC												
	MARYLAND . . . . .	121	33	6	49	40	40	16	3	73	23		
	VIRGINIA . . . . .	796	369	156	35	32	13	12	5	63	30		
	WEST VIRGINIA . . . . .	35	33	19	65	79	92	(Z)	1	4	5		
	NORTH CAROLINA . . . . .	2 450	1 015	603	16	13	14	94	34	370	147		
	SOUTH CAROLINA . . . . .	128	80	27	10	9	25	1	(Z)	8	4		
	GEORGIA . . . . .	348	205	51	47	54	54	1	(Z)	6	1		
	FLORIDA . . . . .	325	171	91	42	64	70	4	1	35	23		
	EAST SOUTH CENTRAL												
	KENTUCKY . . . . .	141	78	36	40	45	40	5	2	9	5		
	TENNESSEE . . . . .	752	443	185	28	34	31	15	7	64	25		
	ALABAMA . . . . .	247	174	106	39	44	45	3	2	45	37		
	MISSISSIPPI . . . . .	550	283	175	23	23	24	6	4	81	42		
	WEST SOUTH CENTRAL												
	ARKANSAS . . . . .	366	207	129	22	15	14	20	11	34	18		
	LOUISIANA . . . . .	41	13	8	100	100	100	-	-	(Z)	(Z)		
	OKLAHOMA . . . . .	70	44	6	69	79	33	-	-	1	1		
	TEXAS . . . . .	606	329	150	18	27	19	11	8	18	6		
	MOUNTAIN												
	IDAHO . . . . .	7	5	1	100	100	100	-	-	-	-		
	COLORADO . . . . .	81	20	5	68	87	53	(Z)	(Z)	11	1		
	ARIZONA . . . . .	43	11	10	82	75	77	-	-	3	1		
	PACIFIC												
	WASHINGTON . . . . .	128	75	32	69	69	96	-	-	1	1		
	OREGON . . . . .	103	54	22	29	27	25	-	-	-	-		
	CALIFORNIA . . . . .	2 001	692	348	22	21	30	8	4	38	12		
251	HOUSEHOLD FURNITURE . . . . .	10 373	4 955	2 183	8	6	7	570	238	1 278	619		
	NEW ENGLAND												
	NEW HAMPSHIRE . . . . .	42	34	6	73	69	87	28	19	8	13		
	MASSACHUSETTS . . . . .	190	67	13	90	91	72	165	59	6	2		
	MIDDLE ATLANTIC												
	NEW YORK . . . . .	368	106	39	51	54	40	38	12	95	29		
	NEW JERSEY . . . . .	158	95	5	33	38	35	1	(Z)	135	86		
	PENNSYLVANIA . . . . .	334	162	64	47	46	68	14	5	162	91		
	EAST NORTH CENTRAL												
	OHIO . . . . .	327	261	90	35	41	40	7	5	43	28		
	INDIANA . . . . .	521	283	107	33	27	32	5	4	51	23		
	ILLINOIS . . . . .	455	294	124	32	33	46	12	8	35	20		
	MICHIGAN . . . . .	170	85	18	57	58	68	(Z)	(Z)	2	1		
	WISCONSIN . . . . .	169	69	44	34	39	33	1	(Z)	26	13		
	WEST NORTH CENTRAL												
	MINNESOTA . . . . .	52	57	9	78	90	69	(Z)	(Z)	(Z)	(Z)		
	IOWA . . . . .	78	24	10	100	100	100	-	-	-	-		
	MISSOURI . . . . .	171	74	38	50	41	48	9	4	24	7		
	KANSAS . . . . .	32	13	4	42	40	50	-	-	(Z)	(Z)		
	SOUTH ATLANTIC												
	MARYLAND . . . . .	53	8	2	72	73	75	11	1	23	3		
	VIRGINIA . . . . .	697	311	131	40	37	15	9	4	55	25		
	WEST VIRGINIA . . . . .	28	27	16	65	79	92	(Z)	1	3	4		
	NORTH CAROLINA . . . . .	2 021	917	544	17	15	15	86	31	346	139		
	SOUTH CAROLINA . . . . .	105	65	22	10	9	25	1	(Z)	6	3		
	GEORGIA . . . . .	223	134	37	63	69	63	-	-	-	-		
	FLORIDA . . . . .	201	133	72	62	72	87	2	1	27	20		





TABLE 9. SHIPMENTS BY MANUFACTURING ESTABLISHMENTS--INDUSTRY GROUP AND ORIGIN BY DESTINATION: 1977--CON.

SIC CODE	INDUSTRY DESCRIPTION AND STATE OF ORIGIN	ALL SHIPMENTS						VALUE (MILLION DOLLARS) AND TONS (THOUSANDS) OF SHIPMENTS BY DESTINATION				
		VALUE (MILLION DOLLARS) (A)	TONS (THOUSANDS) (B)	TON-MILES (MILLIONS) (C)	STANDARD ERROR (PERCENT) FOR COLUMNS--			NEW ENGLAND		MIDDLE ATLANTIC		
					A	B	C	VALUE	TONS	VALUE	TONS	
251	HOUSEHOLD FURNITURE . . . . .											
	EAST SOUTH CENTRAL											
	KENTUCKY . . . . .	94	56	23	56	58	58	3	1	5	3	
	TENNESSEE . . . . .	594	314	150	29	29	32	14	6	55	21	
	ALABAMA . . . . .	171	113	67	51	62	67	2	1	32	22	
	MISSISSIPPI . . . . .	499	236	147	25	25	26	5	3	74	36	
	WEST SOUTH CENTRAL											
	ARKANSAS . . . . .	271	137	91	28	19	19	18	10	25	13	
	LOUISIANA . . . . .	32	11	8	100	100	100	-	-	(Z)	(Z)	
	OKLAHOMA . . . . .	47	34	2	100	100	100	-	-	-	-	
	TEXAS . . . . .	369	219	88	25	37	30	9	8	8	3	
	MOUNTAIN											
	IDAH0 . . . . .	5	3	1	100	100	100	-	-	-	-	
	COLORADO . . . . .	35	11	1	100	100	100	-	-	-	-	
	ARIZONA . . . . .	29	7	6	100	100	100	-	-	2	1	
	PACIFIC											
	WASHINGTON . . . . .	69	37	(Z)	100	100	100	-	-	-	-	
	OREGON . . . . .	62	34	13	39	28	18	-	-	-	-	
	CALIFORNIA . . . . .	1 283	422	169	31	29	33	-	-	15	2	
252	OFFICE FURNITURE . . . . .	2 009	898	550	6	7	8	75	37	229	107	
	NEW ENGLAND											
	MASSACHUSETTS . . . . .	30	13	4	100	100	100	6	5	7	2	
	CONNECTICUT . . . . .	9	1	1	100	100	100	(Z)	(Z)	2	(Z)	
	MIDDLE ATLANTIC											
	NEW YORK . . . . .	121	74	63	27	34	41	7	4	29	19	
	PENNSYLVANIA . . . . .	173	94	63	40	43	52	5	3	53	32	
	EAST NORTH CENTRAL											
	OHIO . . . . .	128	55	43	11	15	23	6	3	21	8	
	INDIANA . . . . .	109	51	29	30	25	26	10	4	7	3	
	ILLINOIS . . . . .	88	41	23	18	21	26	1	(Z)	6	2	
	MICHIGAN . . . . .	513	207	123	14	22	21	24	11	51	16	
	WISCONSIN . . . . .	46	60	14	15	8	14	-	-	2	1	
	WEST NORTH CENTRAL											
	MINNESOTA . . . . .	5	1	1	100	100	100	1	(Z)	1	(Z)	
	IOWA . . . . .	77	35	14	21	13	19	(Z)	(Z)	1	1	
	SOUTH ATLANTIC											
	VIRGINIA . . . . .	42	7	6	35	57	58	1	(Z)	3	(Z)	
	NORTH CAROLINA . . . . .	150	53	34	35	37	42	7	2	14	6	
	FLORIDA . . . . .	11	4	1	70	73	97	-	-	1	(Z)	
	EAST SOUTH CENTRAL											
	KENTUCKY . . . . .	17	10	6	42	50	55	1	1	1	1	
	ALABAMA . . . . .	32	12	8	31	32	29	(Z)	(Z)	2	1	
	WEST SOUTH CENTRAL											
	TEXAS . . . . .	50	10	5	82	70	81	1	(Z)	3	(Z)	
	PACIFIC											
	CALIFORNIA . . . . .	233	93	63	57	52	46	(Z)	(Z)	2	1	
253	PUBLIC BUILDING OR RELATED FURNITURE . . . . .	787	390	262	16	18	22	21	6	94	35	
	NEW ENGLAND											
	MAINE . . . . .	11	8	12	100	100	100	(Z)	(Z)	1	(Z)	
	MASSACHUSETTS . . . . .	5	1	(Z)	100	100	100	5	1	-	-	
	CONNECTICUT . . . . .	22	1	1	72	43	75	-	-	3	(Z)	
	MIDDLE ATLANTIC											
	NEW YORK . . . . .	15	3	(Z)	100	100	100	4	1	11	2	
	NEW JERSEY . . . . .	9	4	1	70	72	98	(Z)	(Z)	6	2	
	PENNSYLVANIA . . . . .	34	16	9	82	88	98	1	(Z)	8	3	
	EAST NORTH CENTRAL											
	OHIO . . . . .	43	18	12	100	100	100	-	-	1	(Z)	
	INDIANA . . . . .	23	5	1	79	76	73	(Z)	(Z)	(Z)	(Z)	
	MICHIGAN . . . . .	99	56	25	19	26	19	5	1	4	2	
	WISCONSIN . . . . .	54	23	16	100	100	100	(Z)	(Z)	8	3	
	WEST NORTH CENTRAL											
	MINNESOTA . . . . .	28	15	14	100	100	100	1	1	4	2	
	IOWA . . . . .	13	10	6	100	100	100	-	-	2	1	
	MISSOURI . . . . .	17	3	3	34	47	71	(Z)	(Z)	4	1	
	KANSAS . . . . .	4	2	2	100	100	100	-	-	1	(Z)	
	SOUTH ATLANTIC											
	NORTH CAROLINA . . . . .	37	10	8	50	71	67	(Z)	(Z)	8	1	
	FLORIDA . . . . .	7	(Z)	(Z)	100	100	100	-	-	-	-	
	EAST SOUTH CENTRAL											
	TENNESSEE . . . . .	23	14	7	70	75	85	(Z)	(Z)	5	3	
	ALABAMA . . . . .	18	19	15	100	100	100	1	1	3	4	
	MISSISSIPPI . . . . .	22	22	15	36	43	35	(Z)	(Z)	2	2	
	WEST SOUTH CENTRAL											
	ARKANSAS . . . . .	58	45	27	16	20	18	(Z)	1	6	4	
	TEXAS . . . . .	56	29	19	39	38	40	(Z)	(Z)	5	2	
	MOUNTAIN											
	COLORADO . . . . .	17	2	2	57	62	65	(Z)	(Z)	7	1	





TABLE 9. SHIPMENTS BY MANUFACTURING ESTABLISHMENTS--INDUSTRY GROUP AND ORIGIN BY DESTINATION: 1977--CON.

SIC CODE	INDUSTRY DESCRIPTION AND STATE OF ORIGIN	ALL SHIPMENTS						VALUE (MILLION DOLLARS) AND TONS (THOUSANDS) OF SHIPMENTS BY DESTINATION					
		VALUE (MILLION DOLLARS) (A)	TONS (THOUSANDS) (B)	TON-MILES (MILLIONS) (C)	STANDARD ERROR (PERCENT) FOR COLUMNS--			NEW ENGLAND		MIDDLE ATLANTIC			
					A	B	C	VALUE	TONS	VALUE	TONS		
253	PUBLIC BUILDING OR RELATED FURNITURE. . . . .												
	MOUNTAIN												
	ARIZONA . . . . .	2	(Z)	1	100	100	100	-	-	(Z)	(Z)		
	PACIFIC												
	WASHINGTON. . . . .	30	24	26	100	100	100	-	-	1	(Z)		
	CALIFORNIA. . . . .	71	32	23	41	33	68	-	-	-	-		
254	PARTITIONS OR FIXTURES. . . . .	2 410	1 774	784	11	11	17	136	114	486	348		
	NEW ENGLAND												
	VERMONT . . . . .	5	5	(Z)	100	100	100	5	4	(Z)	(Z)		
	MIDDLE ATLANTIC												
	NEW YORK. . . . .	231	152	43	47	50	44	8	6	181	111		
	NEW JERSEY. . . . .	89	76	30	100	100	100	18	17	49	34		
	PENNSYLVANIA. . . . .	211	159	103	34	37	41	2	1	107	78		
	EAST NORTH CENTRAL												
	OHIO. . . . .	203	260	91	22	16	19	9	9	28	43		
	INDIANA. . . . .	64	17	10	50	61	50	1	(Z)	3	1		
	ILLINOIS. . . . .	305	262	137	43	50	61	2	1	31	27		
	MICHIGAN. . . . .	153	90	42	40	59	59	1	(Z)	12	5		
	WISCONSIN. . . . .	48	24	4	100	100	100	-	-	-	-		
	WEST NORTH CENTRAL												
	MINNESOTA. . . . .	56	22	17	54	35	34	3	2	3	3		
	MISSOURI. . . . .	35	9	7	69	67	66	1	(Z)	3	1		
	NEBRASKA. . . . .	59	37	29	29	23	26	(Z)	(Z)	1	1		
	SOUTH ATLANTIC												
	VIRGINIA. . . . .	34	40	15	11	8	23	2	(Z)	3	4		
	NORTH CAROLINA. . . . .	58	32	15	73	78	80	(Z)	(Z)	1	(Z)		
	GEORGIA. . . . .	46	40	5	68	77	79	(Z)	(Z)	2	(Z)		
	FLORIDA. . . . .	38	23	8	47	62	53	(Z)	(Z)	(Z)	(Z)		
	EAST SOUTH CENTRAL												
	TENNESSEE. . . . .	59	88	20	100	100	100	-	-	-	-		
	ALABAMA. . . . .	26	30	16	64	73	73	(Z)	(Z)	8	10		
	MISSISSIPPI. . . . .	29	24	14	22	22	22	(Z)	(Z)	5	4		
	WEST SOUTH CENTRAL												
	ARKANSAS. . . . .	26	19	7	35	43	29	(Z)	(Z)	2	1		
	LOUISIANA. . . . .	7	1	(Z)	100	100	100	-	-	-	-		
	OKLAHOMA. . . . .	21	9	4	4	4	11	-	-	1	(Z)		
	TEXAS. . . . .	103	57	26	25	64	61	1	(Z)	2	(Z)		
	PACIFIC												
	OREGON. . . . .	24	15	7	58	71	71	-	-	-	-		
	CALIFORNIA. . . . .	245	109	79	51	53	89	8	4	21	9		
259	MISCELLANEOUS FURNITURE OR FIXTURES. . . . .	1 374	463	248	13	13	10	40	24	193	71		
	NEW ENGLAND												
	CONNECTICUT. . . . .	52	19	8	41	42	59	(Z)	(Z)	23	8		
	MIDDLE ATLANTIC												
	NEW YORK. . . . .	109	34	27	51	59	69	2	(Z)	16	7		
	NEW JERSEY. . . . .	74	17	10	26	30	35	6	2	18	6		
	PENNSYLVANIA. . . . .	37	43	18	39	51	59	9	13	8	7		
	EAST NORTH CENTRAL												
	OHIO. . . . .	19	7	1	63	78	49	-	-	(Z)	(Z)		
	INDIANA. . . . .	68	15	11	14	11	14	1	(Z)	5	1		
	ILLINOIS. . . . .	166	59	36	43	33	34	7	3	12	2		
	MICHIGAN. . . . .	164	74	35	16	15	11	1	(Z)	16	7		
	WISCONSIN. . . . .	74	22	16	19	29	28	5	3	11	2		
	WEST NORTH CENTRAL												
	MISSOURI. . . . .	44	18	11	56	55	55	(Z)	(Z)	2	1		
	SOUTH ATLANTIC												
	MARYLAND. . . . .	49	20	3	31	32	23	2	1	39	16		
	GEORGIA. . . . .	39	8	3	11	16	17	(Z)	(Z)	3	(Z)		
	FLORIDA. . . . .	67	10	10	36	35	39	2	(Z)	7	2		
	EAST SOUTH CENTRAL												
	KENTUCKY. . . . .	17	4	4	4	4	10	(Z)	(Z)	2	1		
	TENNESSEE. . . . .	61	18	4	17	19	29	1	(Z)	3	(Z)		
	WEST SOUTH CENTRAL												
	TEXAS. . . . .	27	14	12	70	73	76	1	(Z)	(Z)	(Z)		
	MOUNTAIN												
	ARIZONA. . . . .	5	2	1	100	100	100	-	-	-	-		
	PACIFIC												
	WASHINGTON. . . . .	7	1	1	100	100	100	-	-	-	-		
	OREGON. . . . .	11	1	(Z)	100	100	100	-	-	-	-		
	CALIFORNIA. . . . .	170	35	15	39	50	48	-	-	-	-		
26	PAPER OR ALLIED PRODUCTS. . . . .	51 915	105 942	42 466	3	5	5	3 319	6 395	8 407	16 247		
	NEW ENGLAND												
	MAINE. . . . .	1 661	4 282	2 026	28	35	27	597	1 723	480	1 267		
	NEW HAMPSHIRE. . . . .	480	802	462	9	8	17	125	240	128	265		
	VERMONT. . . . .	200	175	92	70	70	69	9	9	62	65		

VALUE (MILLION DOLLARS) AND TONS (THOUSANDS) OF SHIPMENTS BY DESTINATION

EAST NORTH CENTRAL		WEST NORTH CENTRAL		SOUTH ATLANTIC		EAST SOUTH CENTRAL		WEST SOUTH CENTRAL		MOUNTAIN		PACIFIC		UNKNOWN		SIC AND AREA CODE
VALUE	TONS	VALUE	TONS	VALUE	TONS	VALUE	TONS	VALUE	TONS	VALUE	TONS	VALUE	TONS	VALUE	TONS	
(Z)	(Z)	(Z)	(Z)	1	(Z)	(Z)	(Z)	(Z)	(Z)	(Z)	(Z)	(Z)	(Z)	-	-	253
-	-	-	-	(Z)	(Z)	11	8	(Z)	(Z)	-	-	18	15	-	-	MNT AZ
(Z)	(Z)	(Z)	(Z)	-	-	-	-	3	1	9	1	52	28	7	-	PAC WA CA
493	400	146	113	356	303	66	34	266	218	115	67	334	172	12	3	254
-	-	-	-	-	-	-	-	-	-	-	-	-	-	-	-	NE VT
6	5	1	1	14	17	4	2	2	1	3	3	11	6	2	(Z)	MA NY NJ PA
1	(Z)	4	6	7	7	-	-	10	11	(Z)	(Z)	-	-	-	-	
35	36	8	4	17	6	1	1	7	2	13	10	21	21	(Z)	(Z)	
77	127	10	8	33	31	7	4	22	23	9	8	8	7	(Z)	(Z)	ENC OH IN IL MI WI
31	7	(Z)	(Z)	6	1	11	1	3	1	2	1	4	3	3	1	
131	108	19	18	45	65	8	3	29	18	9	5	29	17	1	(Z)	
76	38	19	22	16	3	5	3	13	12	6	5	4	2	-	-	
38	19	8	4	-	-	-	-	2	1	-	-	-	-	-	-	
8	3	7	2	1	(Z)	7	3	(Z)	(Z)	21	6	7	3	-	-	WNC MN MO NE
4	2	10	1	1	(Z)	1	(Z)	1	1	13	3	1	(Z)	-	-	
22	12	6	6	4	2	(Z)	(Z)	3	2	6	5	17	8	-	-	
4	6	(Z)	(Z)	21	26	1	1	(Z)	(Z)	(Z)	(Z)	2	2	2	1	SA VA NC GA FL
2	1	1	(Z)	50	29	3	1	(Z)	(Z)	(Z)	(Z)	(Z)	(Z)	-	-	
(Z)	(Z)	(Z)	(Z)	42	38	(Z)	(Z)	(Z)	(Z)	(Z)	(Z)	1	1	-	-	
(Z)	(Z)	(Z)	(Z)	26	17	-	-	6	4	2	1	1	(Z)	2	1	
-	-	9	13	-	-	-	-	50	76	-	-	-	-	-	-	ESC TN AL MS
4	3	(Z)	(Z)	9	10	3	4	2	2	(Z)	(Z)	(Z)	(Z)	-	-	
1	1	1	1	6	6	6	4	7	6	(Z)	(Z)	(Z)	2	(Z)	2	
6	3	10	8	4	3	2	2	1	(Z)	2	1	(Z)	(Z)	-	-	WSC AR LA OK TX
3	(Z)	-	-	-	-	-	-	4	(Z)	-	-	-	-	-	-	
(Z)	(Z)	3	1	1	(Z)	2	1	13	6	-	-	-	-	-	-	
3	3	2	1	10	5	2	(Z)	71	35	7	10	5	1	-	-	
(Z)	(Z)	-	-	(Z)	(Z)	-	-	-	-	1	(Z)	24	15	-	-	PAC OR CA
16	8	16	8	4	2	-	-	5	2	6	3	169	73	(Z)	(Z)	
298	104	93	24	153	49	138	71	105	33	82	27	228	54	43	6	259
22	8	(Z)	(Z)	5	2	1	(Z)	(Z)	(Z)	-	-	(Z)	(Z)	-	-	NE CT
10	3	10	3	17	8	-	-	4	2	4	2	4	4	41	6	MA NY NJ PA
9	2	3	1	14	3	4	1	14	2	1	(Z)	4	1	1	(Z)	
16	21	(Z)	(Z)	1	1	(Z)	(Z)	(Z)	(Z)	(Z)	(Z)	2	1	-	-	
13	6	(Z)	(Z)	4	1	1	(Z)	1	(Z)	(Z)	(Z)	(Z)	(Z)	-	-	ENC OH IN IL MI WI
18	4	11	2	8	2	7	1	7	1	5	2	7	2	-	-	
46	16	15	4	6	2	22	15	26	11	7	2	24	4	-	-	
58	16	9	2	18	6	37	34	4	1	5	2	14	5	-	-	
19	5	8	2	14	4	1	(Z)	6	2	2	1	8	2	(Z)	(Z)	
8	3	8	4	5	2	5	2	7	3	4	3	4	1	-	-	WNC MO
2	1	-	-	5	2	(Z)	(Z)	(Z)	(Z)	-	-	(Z)	(Z)	-	-	SA MD GA FL
7	1	4	(Z)	14	3	7	2	2	1	(Z)	(Z)	(Z)	(Z)	-	-	
29	4	6	1	8	2	5	(Z)	6	(Z)	(Z)	(Z)	4	1	-	-	
1	(Z)	2	(Z)	3	1	-	-	2	(Z)	1	(Z)	5	1	-	-	ESC KY TN
7	3	1	(Z)	8	2	35	10	2	(Z)	3	(Z)	1	(Z)	(Z)	(Z)	
1	1	2	(Z)	5	4	4	2	7	3	4	3	4	2	-	-	WSC TX
(Z)	(Z)	1	(Z)	(Z)	(Z)	-	-	(Z)	(Z)	2	1	(Z)	(Z)	-	-	MNT AZ
-	-	-	-	-	-	-	-	-	-	2	(Z)	5	1	-	-	PAC WA OR CA
1	(Z)	1	(Z)	4	1	(Z)	(Z)	9	2	27	6	127	27	-	-	
12 551	26 118	3 938	6 637	7 134	15 677	2 963	6 414	3 997	9 367	1 028	1 723	6 851	15 153	1 725	2 211	26
268	608	32	70	121	274	39	93	17	48	(Z)	(Z)	33	32	74	166	NE ME NH VT
101	142	41	29	22	24	13	30	11	12	(Z)	(Z)	32	59	7	2	
81	59	14	13	9	12	9	12	15	4	(Z)	(Z)	(Z)	(Z)	1	1	

TABLE 9. SHIPMENTS BY MANUFACTURING ESTABLISHMENTS--INDUSTRY GROUP AND ORIGIN BY DESTINATION: 1977--CON.

SIC CODE	INDUSTRY DESCRIPTION AND STATE OF ORIGIN	ALL SHIPMENTS						VALUE (HILLION DOLLARS) AND TONS (THOUSANDS) OF SHIPMENTS BY DESTINATION					
		VALUE (MILLION DOLLARS) (A)	TONS (THOU- SANDS) (B)	TON-HILES (MIL- LIONS) (C)	STANDARD ERROR (PERCENT) FOR COLUMNS--			NEW ENGLAND		MIDDLE ATLANTIC			
					A	B	C	VALUE	TONS	VALUE	TONS		
26	PAPER OR ALLIED PRODUCTS . . . . .												
	NEW ENGLAND												
	MASSACHUSETTS . . . . .	1 697	1 689	521	30	30	31	686	827	366	298		
	RHODE ISLAND . . . . .	119	37	4	100	100	100	89	32	23	4		
	CONNECTICUT . . . . .	529	676	75	38	62	37	197	424	203	186		
	MIDDLE ATLANTIC												
	NEW YORK . . . . .	2 821	4 172	1 572	20	23	31	269	388	1 307	2 100		
	NEW JERSEY . . . . .	1 980	2 537	1 086	21	29	57	194	327	1 050	1 464		
	PENNSYLVANIA . . . . .	3 311	5 835	1 617	10	15	14	228	454	1 743	3 350		
	EAST NORTH CENTRAL												
	OHIO . . . . .	2 490	4 495	1 216	15	20	15	79	121	312	500		
	INDIANA . . . . .	907	2 075	306	32	47	44	20	18	61	35		
	ILLINOIS . . . . .	2 375	3 344	851	19	30	18	48	32	75	63		
	MICHIGAN . . . . .	2 024	4 350	1 016	28	36	30	58	92	169	271		
	WISCONSIN . . . . .	3 985	6 260	1 910	21	21	14	111	152	271	356		
	WEST NORTH CENTRAL												
	MINNESOTA . . . . .	1 100	1 833	764	23	30	44	17	22	50	75		
	IOWA . . . . .	392	386	99	46	30	26	1	1	13	17		
	MISSOURI . . . . .	831	750	281	14	19	15	1	1	22	23		
	NEBRASKA . . . . .	68	90	33	99	100	99	(2)	(2)	(2)	(2)		
	KANSAS . . . . .	277	365	97	15	24	40	36	7	2	2		
	SOUTH ATLANTIC												
	DELAWARE . . . . .	168	334	41	63	81	53	6	7	104	235		
	MARYLAND . . . . .	666	830	465	8	11	7	74	80	157	219		
	DISTRICT OF COLUMBIA . . . . .	18	11	7	17	26	56	1	(2)	(2)	(2)		
	VIRGINIA . . . . .	1 158	2 883	939	20	24	18	88	298	218	674		
	WEST VIRGINIA . . . . .	78	152	11	84	91	89	-	-	7	15		
	NORTH CAROLINA . . . . .	1 620	3 386	1 279	13	14	10	29	79	210	642		
	SOUTH CAROLINA . . . . .	1 104	3 119	1 275	25	30	34	65	185	128	504		
	GEORGIA . . . . .	2 514	7 233	3 090	10	13	17	87	293	260	899		
	FLORIDA . . . . .	1 395	4 338	2 223	11	13	13	25	84	245	675		
	EAST SOUTH CENTRAL												
	KENTUCKY . . . . .	431	864	206	41	47	58	3	3	33	61		
	TENNESSEE . . . . .	1 382	2 837	1 063	9	9	5	42	76	99	221		
	ALABAMA . . . . .	1 981	5 812	3 442	6	5	4	38	134	247	751		
	MISSISSIPPI . . . . .	577	1 670	973	13	11	7	16	66	40	150		
	WEST SOUTH CENTRAL												
	ARKANSAS . . . . .	1 042	2 223	1 133	29	33	35	2	7	53	122		
	LOUISIANA . . . . .	1 573	4 501	2 673	23	29	24	20	58	116	269		
	OKLAHOMA . . . . .	245	952	635	74	92	96	-	-	33	172		
	TEXAS . . . . .	1 574	4 233	1 516	17	22	17	11	23	36	89		
	MOUNTAIN												
	IDAHO . . . . .	192	472	361	7	4	9	2	8	1	5		
	COLORADO . . . . .	125	75	5	73	78	34	(2)	(2)	(2)	1		
	ARIZONA . . . . .	122	481	244	16	11	11	1	1	-	-		
	UTAH . . . . .	49	165	28	73	86	97	-	-	-	-		
	PACIFIC												
	WASHINGTON . . . . .	1 926	5 208	3 637	14	11	10	30	111	47	156		
	OREGON . . . . .	1 164	3 078	2 010	9	6	6	6	2	24	19		
	CALIFORNIA . . . . .	3 284	6 250	931	17	29	17	6	9	11	23		
	ALASKA . . . . .	150	408	121	-	-	-	-	-	-	-		
261	PULP MILL . . . . .	2 092	7 168	3 373	4	4	3	152	533	229	758		
	NEW ENGLAND												
	MAINE . . . . .	187	585	152	12	12	5	100	347	36	136		
	EAST NORTH CENTRAL												
	OHIO . . . . .	4	26	5	75	74	76	1	4	(2)	1		
	WISCONSIN . . . . .	90	566	85	12	10	51	-	-	10	1		
	SOUTH ATLANTIC												
	NORTH CAROLINA . . . . .	85	278	176	20	25	10	(2)	(2)	26	79		
	SOUTH CAROLINA . . . . .	152	441	128	27	32	19	8	22	14	44		
	GEORGIA . . . . .	295	1 015	571	5	4	9	20	88	57	189		
	FLORIDA . . . . .	318	907	424	7	6	6	5	17	40	128		
	EAST SOUTH CENTRAL												
	KENTUCKY . . . . .	29	63	26	32	22	27	-	-	1	2		
	TENNESSEE . . . . .	64	169	36	36	59	15	1	2	1	2		
	ALABAMA . . . . .	47	193	153	3	3	4	7	24	26	118		
	MISSISSIPPI . . . . .	136	295	114	11	8	15	(2)	(2)	-	-		
	WEST SOUTH CENTRAL												
	LOUISIANA . . . . .	61	254	76	23	21	30	(2)	1	2	9		
	PACIFIC												
	WASHINGTON . . . . .	342	1 555	1 208	7	5	7	7	18	12	39		
	CALIFORNIA . . . . .	112	345	65	16	17	9	1	5	1	3		
	ALASKA . . . . .	150	408	121	-	-	-	-	-	-	-		
262	PAPER MILL, EXCEPT BUILDING PAPER . . . . .	12 614	27 077	14 132	10	10	9	1 204	2 788	2 032	4 586		
	NEW ENGLAND												
	MAINE . . . . .	1 223	3 312	1 649	37	44	33	427	1 280	356	994		
	NEW HAMPSHIRE . . . . .	221	626	347	8	8	21	57	194	79	219		
	MASSACHUSETTS . . . . .	446	408	153	77	71	80	153	153	125	119		
	CONNECTICUT . . . . .	110	62	15	100	100	100	1	19	35	23		
	MIDDLE ATLANTIC												
	NEW YORK . . . . .	737	1 520	771	54	57	56	108	208	197	422		



VALUE (MILLION DOLLARS) AND TONS (THOUSANDS) OF SHIPMENTS BY DESTINATION

EAST NORTH CENTRAL		WEST NORTH CENTRAL		SOUTH ATLANTIC		EAST SOUTH CENTRAL		WEST SOUTH CENTRAL		MOUNTAIN		PACIFIC		UNKNOWN		SIC AND AREA CODE
VALUE	TONS	VALUE	TONS	VALUE	TONS	VALUE	TONS	VALUE	TONS	VALUE	TONS	VALUE	TONS	VALUE	TONS	
188	168	91	69	63	52	71	60	23	24	3	(Z)	64	35	142	157	26 NE
45	24	2	1	17	9	3	1	19	4	2	(Z)	7	1	40	25	MA RI CT
611	939	98	154	274	307	70	108	68	51	44	28	64	81	16	15	MA NY
175	134	31	42	249	189	84	60	41	25	14	4	117	286	26	7	NJ
521	688	89	214	454	765	134	173	80	101	7	5	49	82	4	3	PA
1 262	2 633	186	241	244	327	115	124	94	144	25	41	72	72	101	293	ENC OH
632	1 787	31	37	43	45	80	116	19	21	5	2	13	12	4	1	IN
1 344	2 122	334	383	107	133	92	154	90	123	37	60	96	98	153	177	IL
1 365	3 312	117	235	100	148	104	150	38	56	6	7	31	39	36	40	MI
2 222	3 962	508	684	181	295	54	85	115	189	85	124	155	177	284	234	WI
281	615	589	852	39	71	18	34	34	55	8	5	29	56	35	47	WNC MN
139	164	134	170	8	1	34	15	28	3	22	11	6	1	7	2	IA
250	230	292	276	46	40	22	16	139	119	35	26	7	6	17	12	MO
14	17	38	61	-	-	1	2	1	1	3	2	10	7	-	-	NE
12	31	151	209	(Z)	3	9	12	23	61	11	24	1	(Z)	33	16	KS
10	11	1	(Z)	42	74	(Z)	(Z)	5	5	-	-	1	1	-	-	SA DE
123	178	2	1	138	171	19	22	86	99	12	13	35	44	19	3	MD
(Z)	(Z)	(Z)	(Z)	8	6	(Z)	(Z)	(Z)	(Z)	(Z)	(Z)	2	2	6	1	DC
140	320	26	56	549	1 263	57	132	37	100	2	1	5	4	35	35	VA
1	1	-	-	70	136	1	1	-	-	-	-	-	-	-	-	WV
254	464	51	104	812	1 700	53	95	61	141	5	11	24	67	122	83	NC
169	582	13	21	502	1 422	92	213	31	59	3	2	26	35	75	96	SC
366	1 221	71	226	1 184	3 352	286	692	176	439	9	29	19	27	56	56	GA
173	628	37	144	682	2 058	91	331	73	256	3	6	6	17	60	137	FL
141	289	31	52	51	26	126	370	30	49	10	7	7	7	(Z)	1	ESC KY
285	660	125	304	154	307	414	919	189	289	16	33	45	21	13	6	TN
404	1 342	119	367	406	1 071	366	1 123	331	844	16	45	40	128	14	7	AL
91	321	36	142	64	189	123	355	169	368	3	13	21	61	13	6	MS
143	336	168	310	106	248	58	101	381	861	45	79	64	114	22	45	WSC AR
356	1 036	199	495	211	463	176	481	329	1 315	28	92	114	230	24	62	LA
43	202	37	168	21	110	11	58	94	222	4	20	-	-	2	1	OK
161	444	72	176	100	270	74	148	1 010	2 880	32	62	40	108	38	35	TX
11	29	47	88	1	4	-	-	4	11	2	6	100	263	24	60	MNT ID
-	-	1	(Z)	(Z)	(Z)	-	-	3	1	120	73	1	(Z)	-	-	CO
5	27	2	11	-	-	(Z)	(Z)	14	54	32	90	66	297	1	1	AZ
-	-	-	-	1	4	-	-	-	-	45	132	4	29	-	-	UT
103	297	53	135	19	51	59	116	43	205	96	327	1 354	3 715	121	95	PAC WA
14	36	34	54	21	37	5	10	12	28	68	112	974	2 749	6	32	OR
41	45	21	18	17	18	-	-	43	39	130	172	2 928	5 685	87	240	CA
-	-	-	-	-	-	-	-	17	47	-	-	133	361	-	-	AK
307	1 271	23	89	415	1 162	159	523	208	694	8	116	480	1 787	111	236	261
4	16	-	-	12	38	-	-	-	-	-	-	-	-	35	48	NE ME
2	20	-	-	(Z)	1	(Z)	(Z)	-	-	-	-	(Z)	(Z)	-	-	ENC OH
76	472	-	-	3	34	-	-	1	25	1	35	-	-	-	-	WI
20	62	-	-	25	101	-	-	-	-	-	-	12	36	1	(Z)	SA NC
26	59	-	-	75	234	5	13	1	4	-	-	(Z)	2	22	62	SC
69	254	-	-	104	317	36	150	2	6	-	-	1	7	5	3	GA
49	158	6	30	137	327	28	88	14	43	-	-	-	-	40	117	FL
8	26	-	-	13	3	6	30	1	(Z)	-	-	(Z)	1	-	-	ESC KY
4	6	-	-	15	26	25	104	13	27	-	-	-	-	4	2	TN
9	34	-	-	1	5	2	7	1	4	-	-	-	-	1	(Z)	AL
3	7	-	-	11	25	18	40	92	202	-	-	10	21	1	(Z)	MS
13	56	-	-	1	2	(Z)	1	45	180	-	-	1	4	-	-	WSC LA
17	73	17	58	14	37	37	85	17	143	7	80	213	1 021	(Z)	(Z)	PAC WA
4	15	-	-	-	-	-	-	2	6	-	-	104	315	-	-	CA
-	-	-	-	-	-	-	-	17	47	-	-	133	361	-	-	AK
3 373	6 480	856	1 736	1 430	2 968	732	1 594	827	2 227	167	366	1 627	3 797	366	533	262
218	517	23	56	88	202	32	82	14	42	-	-	27	24	38	115	NE ME
41	110	5	9	9	14	12	28	3	3	-	-	15	49	-	-	NH
40	33	71	56	13	10	43	34	2	2	-	-	-	-	(Z)	(Z)	MA
9	3	(Z)	(Z)	7	2	3	1	15	4	2	(Z)	2	(Z)	35	11	CT
275	582	47	94	50	101	36	79	10	9	-	-	10	19	3	7	MA NY

TABLE 9. SHIPMENTS BY MANUFACTURING ESTABLISHMENTS--INDUSTRY GROUP AND ORIGIN BY DESTINATION: 1977--CON.

SIC CODE	INDUSTRY DESCRIPTION AND STATE OF ORIGIN	ALL SHIPMENTS						VALUE (MILLION DOLLARS) AND TONS (THOUSANDS) OF SHIPMENTS BY DESTINATION					
		VALUE (MILLION DOLLARS) (A)	TONS (THOU- SANDS) (B)	TON-MILES (MIL- LIONS) (C)	STANDARD ERROR (PERCENT) FOR COLUMNS--			NEW ENGLAND		MIDDLE ATLANTIC			
					A	B	C	VALUE	TONS	VALUE	TONS		
262	PAPER MILL, EXCEPT BUILDING PAPER . . . . .												
	MIDDLE ATLANTIC												
	NEW JERSEY . . . . .	200	149	60	100	100	100	22	12	48	36		
	PENNSYLVANIA . . . . .	799	1 832	578	5	9	7	91	180	335	1 020		
	EAST NORTH CENTRAL												
	OHIO . . . . .	611	903	489	30	29	23	54	82	95	136		
	MICHIGAN . . . . .	748	1 201	456	35	35	30	45	75	136	167		
	WISCONSIN . . . . .	1 736	2 583	808	48	45	32	73	115	125	202		
	WEST NORTH CENTRAL												
	MINNESOTA . . . . .	396	793	510	56	55	64	6	12	30	60		
	SOUTH ATLANTIC												
	MARYLAND . . . . .	186	344	166	16	17	17	11	21	54	97		
	VIRGINIA . . . . .	254	601	306	13	13	18	28	68	22	48		
	NORTH CAROLINA . . . . .	375	629	274	10	12	12	5	10	50	91		
	GEORGIA . . . . .	241	696	398	8	8	11	10	28	46	141		
	FLORIDA . . . . .	181	404	288	4	5	7	13	34	25	60		
	EAST SOUTH CENTRAL												
	TENNESSEE . . . . .	335	929	430	9	8	10	14	27	40	106		
	ALABAMA . . . . .	726	2 281	1 412	2	3	5	13	57	83	237		
	WEST SOUTH CENTRAL												
	ARKANSAS . . . . .	298	813	432	57	59	61	2	7	27	69		
	LOUISIANA . . . . .	451	1 077	834	5	6	10	11	24	30	77		
	TEXAS . . . . .	362	1 141	568	5	6	4	5	9	9	25		
	PACIFIC												
	WASHINGTON . . . . .	844	2 289	1 784	27	21	18	22	89	26	107		
	OREGON . . . . .	531	1 273	897	6	6	8	-	-	-	-		
	CALIFORNIA . . . . .	249	403	83	100	100	100	-	-	-	-		
263	PAPERBOARD MILL . . . . .	7 120	28 795	13 383	10	12	13	275	1 209	958	3 949		
	NEW ENGLAND												
	NEW HAMPSHIRE . . . . .	11	13	3	74	71	75	6	9	2	2		
	MASSACHUSETTS . . . . .	52	270	30	100	100	100	36	190	3	18		
	CONNECTICUT . . . . .	79	38	19	100	100	100	7	3	40	20		
	MIDDLE ATLANTIC												
	NEW YORK . . . . .	69	268	20	66	78	49	3	10	56	224		
	NEW JERSEY . . . . .	109	442	610	100	100	100	35	158	10	44		
	PENNSYLVANIA . . . . .	142	703	182	100	100	100	4	36	121	576		
	EAST NORTH CENTRAL												
	OHIO . . . . .	236	965	253	48	49	52	-	-	26	102		
	INDIANA . . . . .	109	769	86	100	100	100	-	-	-	-		
	ILLINOIS . . . . .	97	474	200	42	36	48	-	-	1	8		
	MICHIGAN . . . . .	235	988	208	81	82	94	-	-	6	33		
	WISCONSIN . . . . .	90	736	124	56	69	58	2	9	4	19		
	WEST NORTH CENTRAL												
	MINNESOTA . . . . .	44	214	47	5	4	14	-	-	-	-		
	KANSAS . . . . .	16	73	35	100	100	100	-	-	-	-		
	SOUTH ATLANTIC												
	VIRGINIA . . . . .	483	1 542	481	18	27	30	43	190	129	501		
	NORTH CAROLINA . . . . .	342	1 154	543	5	10	10	19	65	95	433		
	SOUTH CAROLINA . . . . .	359	1 685	787	37	43	42	26	125	76	381		
	GEORGIA . . . . .	786	3 572	1 487	19	22	34	28	142	90	442		
	FLORIDA . . . . .	306	1 526	774	30	30	31	6	31	32	171		
	EAST SOUTH CENTRAL												
	TENNESSEE . . . . .	171	777	405	2	1	4	8	39	20	92		
	ALABAMA . . . . .	620	2 286	1 372	3	3	4	12	42	85	304		
	MISSISSIPPI . . . . .	288	1 074	765	4	3	5	15	64	39	146		
	WEST SOUTH CENTRAL												
	ARKANSAS . . . . .	184	468	236	12	11	19	-	-	20	47		
	LOUISIANA . . . . .	624	2 383	1 356	44	53	46	7	30	37	124		
	OKLAHOMA . . . . .	138	720	502	100	100	100	-	-	27	141		
	TEXAS . . . . .	328	1 077	662	42	40	34	5	12	15	50		
	MOUNTAIN												
	IDAHO . . . . .	145	356	272	7	4	9	2	6	1	4		
	ARIZONA . . . . .	78	348	176	14	11	11	-	-	-	-		
	PACIFIC												
	WASHINGTON . . . . .	176	647	310	42	57	59	1	4	2	4		
	OREGON . . . . .	310	1 367	872	4	4	6	-	-	-	-		
	CALIFORNIA . . . . .	292	1 151	211	77	77	48	-	-	3	12		
264	MISC. CONVERTED PAPER PRODUCTS . . . . .	16 372	16 894	6 829	5	9	9	882	771	2 827	2 800		
	NEW ENGLAND												
	MAINE . . . . .	211	263	161	69	62	42	57	60	76	96		
	NEW HAMPSHIRE . . . . .	217	110	82	19	31	33	54	21	39	26		
	VERMONT . . . . .	94	72	35	69	88	82	4	5	30	31		
	MASSACHUSETTS . . . . .	747	601	289	25	27	36	172	186	225	150		
	CONNECTICUT . . . . .	170	147	24	7	7	12	43	34	107	97		
	MIDDLE ATLANTIC												
	NEW YORK . . . . .	1 106	818	349	29	20	28	84	51	527	417		
	NEW JERSEY . . . . .	894	594	193	28	30	27	82	76	410	331		
	PENNSYLVANIA . . . . .	1 503	1 567	605	13	14	19	101	96	687	666		





TABLE 9. SHIPMENTS BY MANUFACTURING ESTABLISHMENTS--INDUSTRY GROUP AND ORIGIN BY DESTINATION: 1977--CON.

SIC CODE	INDUSTRY DESCRIPTION AND STATE OF ORIGIN	ALL SHIPMENTS						VALUE (MILLION DOLLARS) AND TONS (THOUSANDS) OF SHIPMENTS BY DESTINATION					
		VALUE (MILLION DOLLARS) (A)	TONS (THOUSANDS) (B)	TON-MILES (MILLIONS) (C)	STANDARD ERROR (PERCENT) FOR COLUMNS--			NEW ENGLAND		MIDDLE ATLANTIC			
					A	B	C	VALUE	TONS	VALUE	TONS		
264	MISC. CONVERTED PAPER PRODUCTS. . . . .												
	EAST NORTH CENTRAL												
	OHIO. . . . .	679	564	173	26	46	32	19	29	108	121		
	INDIANA. . . . .	369	344	138	40	41	46	20	17	58	33		
	ILLINOIS. . . . .	998	575	203	11	12	13	45	30	43	13		
	MICHIGAN. . . . .	470	662	164	43	50	47	2	2	11	47		
	WISCONSIN. . . . .	1 608	1 506	750	12	12	11	32	24	124	127		
	WEST NORTH CENTRAL												
	MINNESOTA. . . . .	391	237	63	10	19	24	2	(Z)	17	11		
	IOWA. . . . .	188	141	34	89	72	69	-	-	-	-		
	MISSOURI. . . . .	436	381	136	17	24	16	(Z)	(Z)	5	4		
	NEBRASKA. . . . .	21	28	10	99	100	99	(Z)	(Z)	(Z)	(Z)		
	KANSAS. . . . .	130	61	8	10	34	12	35	6	(Z)	(Z)		
	SOUTH ATLANTIC												
	MARYLAND. . . . .	57	42	10	48	53	64	6	7	8	6		
	DISTRICT OF COLUMBIA. . . . .	16	10	6	17	26	56	1	(Z)	(Z)	(Z)		
	VIRGINIA. . . . .	161	272	79	45	65	61	14	34	39	80		
	NORTH CAROLINA. . . . .	426	610	127	26	49	59	3	2	22	25		
	SOUTH CAROLINA. . . . .	261	248	101	46	53	56	18	15	16	14		
	GEORGIA. . . . .	631	734	324	25	39	47	27	28	34	59		
	FLORIDA. . . . .	291	996	545	19	11	15	1	2	48	174		
	EAST SOUTH CENTRAL												
	KENTUCKY. . . . .	147	277	105	77	91	86	2	2	20	43		
	TENNESSEE. . . . .	483	278	139	16	13	16	16	6	29	15		
	ALABAMA. . . . .	464	663	398	14	25	29	5	9	50	79		
	MISSISSIPPI. . . . .	59	57	21	10	22	16	1	1	1	1		
	WEST SOUTH CENTRAL												
	ARKANSAS. . . . .	389	766	400	67	80	80	-	-	-	-		
	LOUISIANA. . . . .	218	478	181	99	100	100	2	2	13	26		
	TEXAS. . . . .	388	414	112	54	58	61	2	1	11	13		
	MOUNTAIN												
	COLORADO. . . . .	31	15	3	10	6	26	(Z)	(Z)	(Z)	1		
	ARIZONA. . . . .	12	6	3	73	69	94	1	1	-	-		
	UTAH. . . . .	33	141	28	100	100	100	-	-	-	-		
	PACIFIC												
	WASHINGTON. . . . .	364	341	169	31	37	10	-	-	7	6		
	OREGON. . . . .	253	263	159	23	35	35	6	2	24	19		
	CALIFORNIA. . . . .	1 215	1 270	367	23	32	26	5	4	6	8		
265	PAPERBOARD CONTAINERS OR BOXES. . . . .	13 251	24 262	4 092	6	9	11	802	1 056	2 219	3 693		
	NEW ENGLAND												
	VERMONT. . . . .	26	33	20	100	100	100	1	1	7	8		
	MASSACHUSETTS. . . . .	452	411	50	57	62	56	325	298	12	12		
	RHODE ISLAND. . . . .	57	18	2	100	100	100	42	15	11	2		
	CONNECTICUT. . . . .	170	429	17	95	97	96	145	368	20	47		
	MIDDLE ATLANTIC												
	NEW YORK. . . . .	861	1 488	407	22	35	48	73	117	505	983		
	NEW JERSEY. . . . .	730	1 221	188	30	42	69	52	73	569	988		
	PENNSYLVANIA. . . . .	827	1 415	189	26	34	36	18	23	587	962		
	EAST NORTH CENTRAL												
	OHIO. . . . .	951	1 985	283	36	42	29	4	6	84	140		
	INDIANA. . . . .	419	940	79	44	51	48	-	-	2	2		
	ILLINOIS. . . . .	1 176	1 981	345	32	48	30	2	1	28	41		
	MICHIGAN. . . . .	571	1 500	187	63	78	55	11	16	15	24		
	WISCONSIN. . . . .	452	858	138	55	72	53	4	4	7	6		
	WEST NORTH CENTRAL												
	MINNESOTA. . . . .	252	515	74	49	55	31	9	10	3	4		
	IOWA. . . . .	176	183	48	16	7	12	1	1	12	17		
	MISSOURI. . . . .	381	357	141	26	33	27	1	1	17	19		
	KANSAS. . . . .	131	231	53	27	24	39	1	1	2	2		
	SOUTH ATLANTIC												
	DELAWARE. . . . .	41	82	10	63	81	53	1	2	26	58		
	MARYLAND. . . . .	400	416	273	9	17	8	54	49	89	109		
	VIRGINIA. . . . .	247	436	63	59	65	37	2	2	26	38		
	WEST VIRGINIA. . . . .	27	54	4	84	91	89	-	-	2	5		
	NORTH CAROLINA. . . . .	393	715	159	42	55	52	2	2	16	15		
	SOUTH CAROLINA. . . . .	222	432	131	18	27	28	7	5	9	14		
	GEORGIA. . . . .	494	1 027	171	43	59	30	1	1	14	23		
	FLORIDA. . . . .	297	499	188	42	49	78	(Z)	(Z)	100	142		
	EAST SOUTH CENTRAL												
	KENTUCKY. . . . .	156	324	27	58	67	68	1	(Z)	4	2		
	TENNESSEE. . . . .	328	679	50	34	39	33	1	4	8	6		
	ALABAMA. . . . .	94	237	23	100	100	100	-	-	-	-		
	MISSISSIPPI. . . . .	78	182	32	94	97	95	-	-	-	-		
	WEST SOUTH CENTRAL												
	ARKANSAS. . . . .	171	176	65	48	59	52	-	-	6	5		
	LOUISIANA. . . . .	178	67	59	100	100	100	-	-	30	11		
	OKLAHOMA. . . . .	64	63	21	100	100	100	-	-	-	-		
	TEXAS. . . . .	489	1 582	167	29	42	31	-	-	1	(Z)		
	MOUNTAIN												
	COLORADO. . . . .	87	56	1	100	100	100	-	-	-	-		
	UTAH. . . . .	17	24	1	100	100	100	-	-	-	-		
	PACIFIC												
	WASHINGTON. . . . .	200	377	166	20	20	29	-	-	-	-		



TABLE 9. SHIPMENTS BY MANUFACTURING ESTABLISHMENTS--INDUSTRY GROUP AND ORIGIN BY DESTINATION: 1977--CON.

SIC CODE	INDUSTRY DESCRIPTION AND STATE OF ORIGIN	ALL SHIPMENTS						VALUE (MILLION DOLLARS) AND TONS (THOUSANDS) OF SHIPMENTS BY DESTINATION					
		VALUE (MILLION DOLLARS) (A)	TONS (THOU- SANDS) (B)	TON-MILES (MIL- LIONS) (C)	STANDARD ERROR (PERCENT) FOR COLUMNS--			NEW ENGLAND		MIDDLE ATLANTIC			
					A	B	C	VALUE	TONS	VALUE	TONS		
265	PAPERBOARD CONTAINERS OR BOXES. . . . .												
	PACIFIC												
	OREGON. . . . .	45	45	25	100	100	100	-	-	-	-	-	-
	CALIFORNIA. . . . .	1 402	3 000	205	44	58	55	-	-	1	(Z)	-	-
266	BUILDING PAPER OR BOARD MILL. . . . .	474	2 165	1 039	23	21	27	22	144	85	365		
	NEW ENGLAND												
	MAINE. . . . .	9	38	24	90	99	99	1	3	4	17		
	MIDDLE ATLANTIC												
	NEW YORK. . . . .	42	70	23	24	19	14	1	1	18	51		
	NEW JERSEY. . . . .	39	120	31	77	41	65	2	6	9	59		
	PENNSYLVANIA. . . . .	40	319	63	100	100	100	15	119	13	107		
	EAST NORTH CENTRAL												
	OHIO. . . . .	9	52	13	100	100	100	-	-	-	-		
	ILLINOIS. . . . .	49	236	82	100	100	100	-	-	-	-		
	WEST NORTH CENTRAL												
	MINNESOTA. . . . .	11	63	65	100	100	100	-	-	-	-		
	IOWA. . . . .	9	42	12	100	100	100	-	-	-	-		
	SOUTH ATLANTIC												
	GEORGIA. . . . .	67	190	139	4	4	7	1	7	19	45		
	EAST SOUTH CENTRAL												
	ALABAMA. . . . .	31	151	84	26	37	18	1	3	3	12		
	MISSISSIPPI. . . . .	11	49	34	61	71	67	-	-	(Z)	2		
	WEST SOUTH CENTRAL												
	LOUISIANA. . . . .	41	242	167	6	6	8	-	-	5	21		
	PACIFIC												
	OREGON. . . . .	26	131	58	81	78	100	-	-	(Z)	(Z)		
	CALIFORNIA. . . . .	14	81	(Z)	100	100	100	-	-	-	-		
27	PRINTING AND PUBLISHING. . . . .	49 656	25 133	4 643	9	9	7	2 711	1 031	9 356	4 625		
	NEW ENGLAND												
	MAINE. . . . .	83	14	2	100	100	100	70	13	-	-		
	NEW HAMPSHIRE. . . . .	173	128	44	100	100	100	1	(Z)	55	43		
	VERMONT. . . . .	121	94	16	69	84	91	45	14	68	73		
	MASSACHUSETTS. . . . .	1 733	684	214	31	22	48	816	399	158	68		
	RHODE ISLAND. . . . .	202	118	32	32	47	72	136	66	26	18		
	CONNECTICUT. . . . .	791	176	23	52	60	53	565	49	116	98		
	MIDDLE ATLANTIC												
	NEW YORK. . . . .	9 822	3 222	941	21	20	21	370	112	4 480	1 857		
	NEW JERSEY. . . . .	1 768	1 339	110	26	34	43	13	5	1 210	1 175		
	PENNSYLVANIA. . . . .	2 995	1 135	289	19	17	35	56	33	1 547	613		
	EAST NORTH CENTRAL												
	OHIO. . . . .	2 624	1 672	323	18	28	22	38	21	242	155		
	INDIANA. . . . .	1 084	1 224	221	24	46	10	20	28	128	57		
	ILLINOIS. . . . .	4 947	2 270	661	17	30	26	98	31	367	157		
	MICHIGAN. . . . .	1 475	800	48	29	15	33	-	-	58	18		
	WISCONSIN. . . . .	1 160	728	206	27	27	36	49	32	15	8		
	WEST NORTH CENTRAL												
	MINNESOTA. . . . .	1 151	217	51	28	25	49	14	2	91	8		
	IOWA. . . . .	710	722	35	30	41	13	18	1	49	4		
	MISSOURI. . . . .	1 278	1 179	135	18	43	46	24	3	99	34		
	NEBRASKA. . . . .	246	33	2	100	100	100	-	-	-	-		
	KANSAS. . . . .	671	297	89	19	36	23	36	7	21	11		
	SOUTH ATLANTIC												
	DELAWARE. . . . .	62	41	22	100	100	100	-	-	16	13		
	MARYLAND. . . . .	819	699	32	21	26	23	11	8	65	31		
	DISTRICT OF COLUMBIA. . . . .	798	506	91	45	33	82	2	3	46	68		
	VIRGINIA. . . . .	796	894	74	25	17	61	187	142	35	8		
	NORTH CAROLINA. . . . .	572	295	36	23	22	37	7	1	19	6		
	SOUTH CAROLINA. . . . .	188	1	(Z)	88	28	40	1	(Z)	1	(Z)		
	GEORGIA. . . . .	658	328	56	41	22	18	9	6	40	35		
	FLORIDA. . . . .	1 163	828	63	29	10	21	3	(Z)	12	2		
	EAST SOUTH CENTRAL												
	KENTUCKY. . . . .	601	323	74	39	28	18	7	7	30	22		
	TENNESSEE. . . . .	807	525	92	25	21	43	3	(Z)	46	15		
	ALABAMA. . . . .	370	37	(Z)	56	69	93	-	-	-	-		
	MISSISSIPPI. . . . .	145	35	1	85	74	100	-	-	-	-		
	WEST SOUTH CENTRAL												
	ARKANSAS. . . . .	298	40	9	73	82	97	2	(Z)	-	-		
	LOUISIANA. . . . .	287	129	3	75	92	70	-	-	-	-		
	OKLAHOMA. . . . .	340	6	(Z)	74	87	100	-	-	-	-		
	TEXAS. . . . .	1 818	1 154	132	29	39	29	14	3	26	7		
	MOUNTAIN												
	WYOMING. . . . .	27	5	(Z)	100	100	100	-	-	(Z)	(Z)		
	COLORADO. . . . .	484	87	74	21	24	38	1	(Z)	14	1		
	NEW MEXICO. . . . .	84	13	5	90	91	69	9	1	-	-		
	ARIZONA. . . . .	290	169	10	23	3	67	9	1	2	(Z)		
	UTAH. . . . .	171	67	27	50	57	66	-	-	(Z)	(Z)		
	PACIFIC												
	WASHINGTON. . . . .	427	232	8	8	4	29	(Z)	(Z)	(Z)	(Z)		



VALUE (MILLION DOLLARS) AND TONS (THOUSANDS) OF SHIPMENTS BY DESTINATION

EAST NORTH CENTRAL		WEST NORTH CENTRAL		SOUTH ATLANTIC		EAST SOUTH CENTRAL		WEST SOUTH CENTRAL		MOUNTAIN		PACIFIC		UNKNOWN		SIC AND AREA CODE	
VALUE	TONS	VALUE	TONS	VALUE	TONS	VALUE	TONS	VALUE	TONS	VALUE	TONS	VALUE	TONS	VALUE	TONS		
3	4	-	-	-	-	-	-	-	-	-	-	41	41	-	-	265	
(Z)	(Z)	4	4	5	2	-	-	27	12	25	44	1 255	2 698	84	239	PAC OR CA	
117	509	22	81	56	257	38	230	46	204	12	69	52	270	23	36	266	
2	11	1	2	1	3	-	-	1	3	-	-	-	-	-	-	NE ME	
7	10	2	3	9	3	(Z)	(Z)	4	2	-	-	(Z)	(Z)	-	-	MA NY NJ PA	
3	12	-	-	6	34	-	-	-	-	-	-	1	3	18	5		
3	22	-	-	8	62	1	9	-	-	-	-	-	-	-	-		
9	52	-	-	-	-	-	-	-	-	-	-	-	-	-	-	ENC OH IL	
31	129	1	7	1	3	11	64	3	19	-	-	2	14	-	-		
4	26	-	-	-	-	-	-	-	-	-	-	6	38	-	-	WNC MN IA	
4	22	5	19	-	-	-	-	-	-	(Z)	1	-	-	-	-		
18	52	4	12	10	32	2	7	7	18	2	7	3	11	-	-	SA GA	
3	18	1	4	5	20	8	57	8	29	-	-	2	8	-	-	ESC AL MS	
2	8	1	4	2	8	3	9	2	9	1	4	1	4	-	-		
7	40	2	9	7	45	6	37	10	63	3	18	1	10	-	-	WNC LA	
-	-	(Z)	2	-	-	-	-	-	-	4	24	16	74	5	32	PAC OR CA	
-	-	-	-	-	-	-	-	-	-	-	-	14	81	-	-		
9 574	5 618	3 803	2 621	6 204	3 961	2 420	958	3 546	1 659	1 296	512	5 776	2 989	4 970	1 159	27	
10	1	-	-	-	-	-	-	-	-	-	-	-	-	3	1	NE ME NH VT MA RI CT	
(Z)	(Z)	(Z)	(Z)	112	83	(Z)	(Z)	(Z)	(Z)	1	(Z)	(Z)	(Z)	-	(Z)		
132	70	75	15	112	23	23	7	38	12	8	2	183	30	187	59		
25	23	(Z)	(Z)	11	8	-	-	2	2	-	-	2	1	-	-		
20	5	3	1	20	6	2	1	4	1	1	(Z)	5	1	57	14		
809	170	389	84	444	119	190	38	322	100	234	77	469	127	2 114	539	MA NY NJ PA	
84	32	9	6	90	54	10	4	24	10	3	1	15	4	312	48		
223	94	69	25	322	103	29	6	90	27	28	5	111	47	520	180		
1 814	1 268	104	50	170	64	28	14	62	22	17	4	89	45	60	28	ENC OH IN IL MI WI	
665	974	78	43	56	38	40	20	15	16	19	14	34	29	28	5		
2 655	1 429	255	128	213	78	489	158	199	118	96	32	245	90	331	49		
1 289	756	30	7	21	4	25	4	9	2	1	(Z)	1	(Z)	42	8		
814	510	68	61	40	43	20	12	21	13	8	3	96	42	29	4		
185	23	544	128	32	7	22	6	22	2	17	1	37	8	187	32	WNC MN IA MO NE KS	
67	6	365	686	40	3	25	1	23	2	19	3	47	5	58	11		
114	47	754	989	39	12	13	5	42	35	25	21	33	5	135	26		
-	-	230	30	-	-	-	-	-	-	-	-	-	-	17	3		
32	12	389	184	24	11	9	7	38	21	18	4	33	19	71	22		
41	27	-	-	-	-	-	-	-	-	-	-	-	-	6	(Z)	SA DE MD DC VA NC SC GA FL	
85	17	3	1	596	628	24	7	1	(Z)	2	1	3	1	29	5		
3	4	27	41	694	360	5	7	5	9	2	4	13	11	-	-		
7	3	-	-	544	735	-	-	2	1	-	-	4	2	17	3		
14	2	9	1	454	270	23	8	32	5	11	1	(Z)	(Z)	3	1		
-	-	-	-	185	1	2	(Z)	-	-	-	-	-	-	-	-	-	
12	9	3	1	383	216	14	19	10	12	(Z)	(Z)	(Z)	(Z)	186	31		
5	(Z)	(Z)	(Z)	1 091	806	37	15	2	(Z)	(Z)	(Z)	(Z)	(Z)	13	4		
59	48	22	14	42	35	401	182	15	10	2	(Z)	10	3	14	2	ESC KY TN AL MS	
92	35	35	27	107	70	388	331	44	27	11	2	29	9	52	9		
-	-	-	-	-	-	327	30	(Z)	(Z)	-	-	-	-	44	7		
-	-	-	-	-	-	128	27	18	9	-	-	-	-	-	-		
18	6	27	13	-	-	-	-	249	21	-	-	2	1	-	-	AR LA OK TX	
-	-	-	-	-	-	(Z)	(Z)	286	129	-	-	-	-	1	(Z)		
-	-	21	(Z)	-	-	-	-	318	6	-	-	-	-	-	-		
34	9	45	16	70	34	61	44	1 486	1 021	22	8	32	8	30	5		
(Z)	(Z)	(Z)	(Z)	-	-	-	-	-	-	26	5	-	-	(Z)	(Z)	MNT WY CO NM AZ UT	
72	9	95	11	25	30	10	1	45	4	77	15	80	7	65	8		
-	-	-	-	8	1	-	-	-	-	57	9	-	-	10	2		
18	2	1	(Z)	9	1	3	(Z)	5	(Z)	207	160	3	1	32	5		
(Z)	(Z)	(Z)	(Z)	(Z)	(Z)	-	-	-	-	99	34	70	33	2	(Z)		
2	(Z)	15	2	4	(Z)	1	(Z)	1	(Z)	9	1	395	229	-	-	PAC WA	

TABLE 9. SHIPMENTS BY MANUFACTURING ESTABLISHMENTS--INDUSTRY GROUP AND ORIGIN BY DESTINATION: 1977--CON.

SIC CODE	INDUSTRY DESCRIPTION AND STATE OF ORIGIN	ALL SHIPMENTS						VALUE (MILLION DOLLARS) AND TONS (THOUSANDS) OF SHIPMENTS BY DESTINATION					
		VALUE (MILLION DOLLARS) (A)	TONS (THOUSANDS) (B)	TDN-MILES (MILLIONS) (C)	STANDARD ERROR (PERCENT) FOR COLUMNS--			NEW ENGLAND		MIDDLE ATLANTIC			
					A	B	C	VALUE	TONS	VALUE	TONS		
27	PRINTING AND PUBLISHING . . . . .												
	PACIFIC												
	OREGON . . . . .	328	58	26	73	85	92	1	(Z)	25	3		
	CALIFORNIA . . . . .	4 462	2 288	310	24	30	50	65	31	226	8		
271	NEWSPAPERS . . . . .	13 040	12 121	273	11	12	19	808	500	2 072	1 898		
	NEW ENGLAND												
	MASSACHUSETTS . . . . .	459	287	5	1	-	7	395	262	(Z)	(Z)		
	RHODE ISLAND . . . . .	65	31	(Z)	-	-	-	65	31	-	-		
	MIDDLE ATLANTIC												
	NEW YORK . . . . .	1 338	1 067	29	24	18	5	81	35	1 133	1 018		
	NEW JERSEY . . . . .	401	510	3	-	-	-	-	-	401	510		
	PENNSYLVANIA . . . . .	751	507	5	37	35	16	(Z)	(Z)	532	368		
	EAST NORTH CENTRAL												
	OHIO . . . . .	723	552	12	48	62	80	-	-	2	1		
	INDIANA . . . . .	302	251	15	60	57	64	-	-	2	1		
	ILLINOIS . . . . .	785	601	7	-	-	-	-	-	-	-		
	MICHIGAN . . . . .	516	488	15	-	-	-	-	-	-	-		
	WISCONSIN . . . . .	266	203	2	69	62	32	-	-	-	-		
	WEST NORTH CENTRAL												
	MINNESOTA . . . . .	250	74	5	-	-	-	-	-	-	-		
	IOWA . . . . .	173	402	6	67	92	74	-	-	-	-		
	MISSOURI . . . . .	302	628	4	39	63	47	-	-	-	-		
	KANSAS . . . . .	110	104	1	100	100	100	-	-	-	-		
	SOUTH ATLANTIC												
	MARYLAND . . . . .	176	476	3	73	55	40	-	-	-	-		
	DISTRICT OF COLUMBIA . . . . .	269	230	1	-	-	-	-	-	-	-		
	VIRGINIA . . . . .	201	372	4	-	-	-	-	-	-	-		
	NORTH CAROLINA . . . . .	226	161	5	-	-	-	-	-	-	-		
	GEORGIA . . . . .	216	95	2	70	39	21	-	-	(Z)	(Z)		
	FLORIDA . . . . .	655	678	42	38	10	3	(Z)	(Z)	-	-		
	EAST SOUTH CENTRAL												
	KENTUCKY . . . . .	134	99	1	77	63	50	-	-	-	-		
	TENNESSEE . . . . .	206	275	11	-	-	-	-	-	-	-		
	ALABAMA . . . . .	138	22	(Z)	70	89	97	-	-	-	-		
	WEST SOUTH CENTRAL												
	ARKANSAS . . . . .	81	3	(Z)	100	100	100	-	-	-	-		
	LOUISIANA . . . . .	165	76	2	79	93	74	-	-	-	-		
	TEXAS . . . . .	713	791	9	49	49	47	-	-	(Z)	(Z)		
	MOUNTAIN												
	COLORADO . . . . .	176	19	11	8	8	9	-	-	-	-		
	ARIZONA . . . . .	145	127	2	-	-	-	-	-	-	-		
	PACIFIC												
	WASHINGTON . . . . .	250	152	1	-	-	-	-	-	-	-		
	CALIFORNIA . . . . .	1 452	1 617	36	29	39	81	-	-	-	-		
272	PERIODICALS . . . . .	6 056	1 495	605	31	35	17	159	45	722	257		
	MIDDLE ATLANTIC												
	NEW YORK . . . . .	3 196	897	337	60	66	26	83	29	356	174		
	PENNSYLVANIA . . . . .	460	76	47	65	87	92	11	3	41	10		
	EAST NORTH CENTRAL												
	OHIO . . . . .	182	15	7	100	100	100	10	1	68	7		
	ILLINOIS . . . . .	471	202	134	50	23	17	14	7	54	40		
	WEST NORTH CENTRAL												
	MINNESOTA . . . . .	58	38	3	60	55	19	1	(Z)	(Z)	(Z)		
	IOWA . . . . .	195	7	(Z)	13	1	24	9	(Z)	25	(Z)		
	MISSOURI . . . . .	63	3	1	68	67	69	10	(Z)	16	(Z)		
	SOUTH ATLANTIC												
	MARYLAND . . . . .	23	4	-	100	100	-	-	-	-	-		
	DISTRICT OF COLUMBIA . . . . .	313	78	(Z)	100	100	100	-	-	-	-		
	NORTH CAROLINA . . . . .	20	2	(Z)	100	100	100	-	-	-	-		
	SOUTH CAROLINA . . . . .	3	(Z)	(Z)	100	100	100	-	-	-	-		
	GEORGIA . . . . .	23	3	1	100	100	100	(Z)	(Z)	2	1		
	EAST SOUTH CENTRAL												
	TENNESSEE . . . . .	68	14	6	10	10	19	(Z)	(Z)	1	(Z)		
	PACIFIC												
	WASHINGTON . . . . .	17	2	3	51	52	47	(Z)	(Z)	-	-		
	CALIFORNIA . . . . .	351	(Z)	(Z)	20	16	16	4	(Z)	88	(Z)		
273	BOOKS . . . . .	6 472	1 607	798	13	13	12	247	73	1 214	306		
	NEW ENGLAND												
	VERMONT . . . . .	24	28	5	100	100	100	1	1	21	25		
	MASSACHUSETTS . . . . .	434	74	57	91	94	99	77	33	27	4		
	MIDDLE ATLANTIC												
	NEW YORK . . . . .	2 394	531	352	23	28	44	94	19	640	152		
	PENNSYLVANIA . . . . .	261	60	32	29	27	44	6	1	116	18		
	EAST NORTH CENTRAL												
	OHIO . . . . .	271	79	28	56	40	49	4	1	11	4		
	INDIANA . . . . .	226	74	32	26	19	18	5	5	71	18		





TABLE 9. SHIPMENTS BY MANUFACTURING ESTABLISHMENTS--INDUSTRY GROUP AND ORIGIN BY DESTINATION: 1977--CON.

SIC CODE	INDUSTRY DESCRIPTION AND STATE OF ORIGIN	ALL SHIPMENTS						VALUE (MILLION DOLLARS) AND TONS (THOUSANDS) OF SHIPMENTS BY DESTINATION					
		VALUE (MILLION DOLLARS) (A)	TONS (THOUSANDS) (B)	TON-MILES (MILLIONS) (C)	STANDARD ERROR (PERCENT) FOR COLUMNS--			NEW ENGLAND		MIDDLE ATLANTIC			
					A	B	C	VALUE	TONS	VALUE	TONS		
273	BOOKS . . . . .												
	EAST NORTH CENTRAL												
	ILLINOIS . . . . .	669	91	59	69	69	71	15	2	63	8		
	MICHIGAN . . . . .	112	22	11	100	100	100	-	-	30	6		
	WISCONSIN . . . . .	186	92	1	100	100	100	-	-	-	-		
	WEST NORTH CENTRAL												
	MINNESOTA . . . . .	165	27	1	3	4	100	-	-	-	-		
	IOWA . . . . .	30	18	14	7	19	13	1	1	4	3		
	MISSOURI . . . . .	121	70	13	57	58	62	2	1	9	2		
	KANSAS . . . . .	45	7	5	11	19	26	6	1	6	1		
	SOUTH ATLANTIC							(Z)	(Z)	14	10		
	MARYLAND . . . . .	120	34	3	69	70	74	3	(Z)	2	(Z)		
	NORTH CAROLINA . . . . .	31	7	1	71	77	96	-	-	3	2		
	FLORIDA . . . . .	49	24	12	100	100	100	-	-	-	-		
	EAST SOUTH CENTRAL							1	(Z)	11	4		
	KENTUCKY . . . . .	57	13	8	11	9	18	2	(Z)	30	7		
	TENNESSEE . . . . .	186	66	26	43	54	47	-	-	-	-		
	WEST SOUTH CENTRAL							4	1	6	1		
	TEXAS . . . . .	108	35	22	45	78	79	(Z)	(Z)	3	(Z)		
	MOUNTAIN							2	(Z)	-	-		
	COLORADO . . . . .	30	4	3	72	71	99	-	-	-	-		
	NEW MEXICO . . . . .	2	(Z)	1	100	100	100	-	-	(Z)	(Z)		
	PACIFIC							(Z)	(Z)	47	6		
	WASHINGTON . . . . .	11	2	1	100	100	100	-	-	-	-		
	CALIFORNIA . . . . .	311	76	38	64	53	85	29	4	641	139		
274	MISCELLANEOUS PUBLISHING . . . . .	1 850	769	178	24	29	26	2	(Z)	329	65		
	MIDDLE ATLANTIC												
	NEW YORK . . . . .	365	67	2	65	64	83	1	1	14	12		
	EAST NORTH CENTRAL							18	1	58	8		
	OHIO . . . . .	54	27	16	100	100	100	-	-	-	-		
	INDIANA . . . . .	64	237	3	100	100	100	-	-	-	-		
	ILLINOIS . . . . .	324	51	41	24	45	56	(Z)	(Z)	-	-		
	WEST NORTH CENTRAL			(Z)	100	100	100	(Z)	(Z)	-	-		
	MINNESOTA . . . . .	27	3	(Z)	100	100	100	-	-	-	-		
	IOWA . . . . .	14	1	(Z)	100	100	100	-	-	-	-		
	MISSOURI . . . . .	36	6	(Z)	100	100	100	(Z)	(Z)	10	8		
	KANSAS . . . . .	78	59	54	31	32	35	-	-	-	-		
	SOUTH ATLANTIC				100	100	100	-	-	-	-		
	NORTH CAROLINA . . . . .	4	3	1	100	100	100	-	-	-	-		
	EAST SOUTH CENTRAL			(Z)	100	100	100	-	-	-	-		
	TENNESSEE . . . . .	14	5	-	100	100	-	-	-	-	-		
	WEST SOUTH CENTRAL		(Z)	-	100	100	-	-	-	-	-		
	OKLAHOMA . . . . .	2						(Z)	(Z)	6	(Z)		
	MOUNTAIN				61	61	57	-	-	9	(Z)		
	COLORADO . . . . .	58	3	4	61	61	57	-	-	-	-		
	PACIFIC				67	28	93	-	-	-	-		
	CALIFORNIA . . . . .	173	23	5	67	28	93	949	334	3 205	1 030		
275	COMMERCIAL PRINTING . . . . .	14 998	5 998	1 773	18	23	18	15	5	3	1		
	NEW ENGLAND							206	48	78	43		
	VERMONT . . . . .	19	6	1	100	100	100	40	24	22	15		
	MASSACHUSETTS . . . . .	463	133	26	68	75	64	278	24	2	(Z)		
	RHODE ISLAND . . . . .	95	67	27	57	69	72	-	-	-	-		
	CONNECTICUT . . . . .	314	32	(Z)	76	67	64	71	9	1 500	342		
	MIDDLE ATLANTIC							18	15	567	106		
	NEW YORK . . . . .	1 794	476	138	39	43	36	2	(Z)	350	106		
	NEW JERSEY . . . . .	586	140	5	53	59	50	-	-	-	-		
	PENNSYLVANIA . . . . .	951	239	59	53	46	48	-	-	-	-		
	EAST NORTH CENTRAL							16	17	99	119		
	OHIO . . . . .	964	839	222	29	42	29	13	22	33	28		
	INDIANA . . . . .	354	581	152	28	52	11	26	20	133	84		
	ILLINOIS . . . . .	1 978	1 095	342	33	61	44	-	-	6	2		
	MICHIGAN . . . . .	479	145	7	65	62	55	46	31	14	7		
	WISCONSIN . . . . .	504	299	172	21	21	40	-	-	-	-		
	WEST NORTH CENTRAL							5	1	41	22		
	MINNESOTA . . . . .	552	61	41	57	55	61	1	(Z)	3	(Z)		
	MISSOURI . . . . .	351	189	77	44	53	64	-	-	-	-		
	KANSAS . . . . .	105	18	6	58	57	67	-	-	-	-		
	SOUTH ATLANTIC							6	7	41	61		
	DELAWARE . . . . .	22	14	8	100	100	100	2	3	18	5		
	MARYLAND . . . . .	313	115	18	16	47	14	109	83	18	5		
	DISTRICT OF COLUMBIA . . . . .	94	131	66	98	100	100	2	(Z)	6	1		
	VIRGINIA . . . . .	222	145	39	53	61	68	7	6	34	32		
	NORTH CAROLINA . . . . .	216	84	20	53	74	56	1	(Z)	1	(Z)		
	SOUTH CAROLINA . . . . .	53	(Z)	(Z)	94	15	36	-	-	-	-		
	GEORGIA . . . . .	266	138	47	71	40	20	7	6	34	32		
	FLORIDA . . . . .	292	45	2	68	56	48	-	-	6	5		

VALUE (MILLION DOLLARS) AND TONS (THOUSANDS) OF SHIPMENTS BY DESTINATION

EAST NORTH CENTRAL		WEST NORTH CENTRAL		SOUTH ATLANTIC		EAST SOUTH CENTRAL		WEST SOUTH CENTRAL		MOUNTAIN		PACIFIC		UNKNOWN		SIC AND AREA CODE
VALUE	TONS	VALUE	TONS	VALUE	TONS	VALUE	TONS	VALUE	TONS	VALUE	TONS	VALUE	TONS	VALUE	TONS	
54	6	15	2	40	4	335	53	44	5	25	3	75	8	(Z)	(Z)	273
15	4	26	5	17	3	22	4	2	(Z)	1	(Z)	(Z)	(Z)	(Z)	(Z)	ENC
185	90	1	1	-	-	-	-	-	-	-	(Z)	(Z)	(Z)	(Z)	(Z)	IL
																MI
																WI
5	1	-	-	-	-	-	-	-	-	-	-	-	-	160	26	WNC
6	3	4	3	3	2	1	(Z)	2	1	3	2	5	3	(Z)	(Z)	MN
31	10	30	44	6	2	5	2	2	1	4	1	17	2	16	4	IA
8	1	12	1	(Z)	(Z)	1	(Z)	6	(Z)	2	(Z)	5	1	-	-	MO
																KS
2	1	1	(Z)	101	22	(Z)	(Z)	1	(Z)	1	(Z)	(Z)	(Z)	-	-	SA
2	(Z)	-	-	21	7	(Z)	(Z)	1	(Z)	-	(Z)	(Z)	(Z)	-	-	MD
-	-	-	-	13	9	33	13	-	-	(Z)	(Z)	-	-	-	-	NC
																FL
10	2	6	1	12	2	1	(Z)	4	1	1	(Z)	6	1	4	1	ESC
38	8	28	22	18	4	19	14	14	4	6	1	15	3	17	3	KY
																TN
11	2	21	10	11	4	10	1	37	13	2	(Z)	4	2	2	(Z)	WSC
																TX
7	1	2	(Z)	5	(Z)	1	(Z)	1	(Z)	11	2	1	(Z)	-	-	MNT
-	-	-	-	-	-	-	-	-	-	-	-	-	-	-	-	CO
																NM
-	-	-	-	-	-	-	-	-	-	5	1	6	1	-	-	PAC
22	5	7	1	8	2	12	2	37	3	(Z)	(Z)	104	41	74	17	WA
																CA
265	361	145	23	286	135	43	11	99	27	98	10	216	53	26	7	274
8	(Z)	1	(Z)	12	1	-	-	3	(Z)	6	(Z)	4	(Z)	-	-	MA
																NY
14	5	11	5	-	-	1	(Z)	3	1	2	(Z)	8	2	-	-	ENC
64	237	-	-	-	-	-	-	-	-	-	-	-	-	-	-	OH
80	11	27	4	35	6	13	3	14	2	28	6	49	9	-	-	IN
																IL
(Z)	(Z)	25	2	-	-	(Z)	(Z)	-	-	-	-	-	-	2	-	WNC
-	-	14	1	-	-	-	-	-	-	-	-	-	-	-	-	MN
-	-	36	6	-	-	-	-	-	-	-	-	-	-	-	-	IA
10	8	(Z)	(Z)	12	9	(Z)	(Z)	22	18	(Z)	(Z)	21	16	3	(Z)	MO
																KS
-	-	-	-	4	3	-	-	-	-	-	-	-	-	(Z)	(Z)	SA
																NC
-	-	-	-	-	-	14	5	-	-	-	-	-	-	-	-	ESC
																TN
-	-	-	-	-	-	-	-	2	(Z)	-	-	-	-	-	-	WSC
																OK
3	(Z)	3	(Z)	15	1	3	(Z)	6	(Z)	2	(Z)	19	1	(Z)	(Z)	MNT
																CO
16	1	2	(Z)	16	1	-	-	-	-	40	1	75	16	15	4	PAC
																CA
3 336	2 153	740	350	1 430	616	681	256	1 101	369	271	132	1 817	522	1 466	234	275
(Z)	(Z)	(Z)	(Z)	(Z)	(Z)	(Z)	(Z)	(Z)	(Z)	(Z)	(Z)	(Z)	(Z)	-	-	NE
12	2	1	(Z)	16	4	9	4	5	1	4	1	9	2	124	26	VT
21	19	(Z)	(Z)	9	7	-	-	2	2	-	-	-	-	-	-	MA
(Z)	(Z)	(Z)	(Z)	(Z)	(Z)	(Z)	(Z)	-	-	-	-	(Z)	(Z)	33	8	RI
																CT
45	48	10	3	34	6	7	1	34	35	7	4	32	18	54	9	MA
8	1	1	(Z)	9	1	(Z)	(Z)	2	(Z)	(Z)	(Z)	1	(Z)	213	32	NY
100	56	13	3	187	40	6	3	35	8	5	1	13	2	9	4	PA
663	560	39	33	56	45	9	8	21	16	4	2	45	36	12	4	ENC
178	411	28	30	26	30	13	6	7	12	11	27	27	17	3	3	OH
1 069	612	112	82	76	36	87	96	92	75	15	12	73	36	296	43	IN
438	138	-	-	(Z)	(Z)	-	-	6	1	-	-	1	(Z)	29	4	IL
227	145	20	8	36	39	18	11	20	12	7	3	91	39	27	4	MI
																WI
171	15	133	9	30	7	21	6	21	2	16	1	35	7	22	5	WNC
24	20	154	86	12	5	2	1	22	25	11	14	3	1	78	14	MN
10	2	47	9	11	2	3	(Z)	7	1	14	2	4	1	5	1	MO
																KS
14	10	-	-	-	-	-	-	-	-	-	-	-	-	2	(Z)	SA
76	14	(Z)	(Z)	203	84	21	6	(Z)	(Z)	1	1	1	1	(Z)	(Z)	DE
2	2	24	36	13	7	4	6	3	6	2	3	4	6	-	-	MD
4	2	-	-	80	52	-	-	1	(Z)	-	-	3	1	8	1	VA
8	1	9	1	131	68	20	7	30	5	10	1	(Z)	(Z)	-	-	NC
-	-	-	-	53	(Z)	-	-	-	-	-	-	-	-	-	-	SC
10	8	(Z)	(Z)	27	38	6	16	8	10	(Z)	(Z)	1	(Z)	172	28	GA
1	(Z)	-	-	285	44	-	-	(Z)	(Z)	-	-	-	-	4	(Z)	FL

TABLE 9. SHIPMENTS BY MANUFACTURING ESTABLISHMENTS--INDUSTRY GROUP AND ORIGIN BY DESTINATION: 1977--CON.

SIC CODE	INDUSTRY DESCRIPTION AND STATE OF ORIGIN	ALL SHIPMENTS						VALUE (MILLION DOLLARS) AND TONS (THOUSANDS) OF SHIPMENTS BY DESTINATION					
		VALUE (MILLION DOLLARS) (A)	TONS (THOUSANDS) (B)	TON-MILES (MILLIONS) (C)	STANDARD ERROR (PERCENT) FOR COLUMNS--			NEW ENGLAND		MIDDLE ATLANTIC			
					A	B	C	VALUE	TONS	VALUE	TONS		
275	COMMERCIAL PRINTING . . . . .												
	EAST SOUTH CENTRAL												
	KENTUCKY . . . . .	213	111	37	66	21	14	3	5	8	11		
	TENNESSEE . . . . .	256	131	44	54	66	68	(Z)	(Z)	9	6		
	ALABAMA . . . . .	146	7	(Z)	93	72	99	-	-	-	-		
	WEST SOUTH CENTRAL												
	TEXAS . . . . .	544	90	8	48	52	59	-	-	1	(Z)		
	MOUNTAIN												
	WYOMING . . . . .	7	1	(Z)	100	100	100	-	-	(Z)	(Z)		
	COLORADO . . . . .	112	11	7	58	58	79	1	(Z)	2	(Z)		
	NEW MEXICO . . . . .	19	3	1	100	100	100	-	-	-	-		
	ARIZONA . . . . .	79	9	6	68	52	93	7	1	2	(Z)		
	UTAH . . . . .	40	13	1	86	93	84	-	-	-	-		
	PACIFIC												
	OREGON . . . . .	102	19	8	79	86	98	-	-	7	1		
	CALIFORNIA . . . . .	1 520	374	107	58	39	45	1	(Z)	61	2		
276	MANIFOLD BUSINESS FORMS . . . . .	2 888	1 673	626	14	28	19	175	84	512	525		
	NEW ENGLAND												
	MASSACHUSETTS . . . . .	31	16	2	100	100	100	18	9	11	6		
	CONNECTICUT . . . . .	72	60	7	100	100	100	9	3	54	54		
	MIDDLE ATLANTIC												
	NEW YORK . . . . .	155	51	28	53	52	64	15	4	66	19		
	NEW JERSEY . . . . .	51	271	25	100	100	100	(Z)	(Z)	28	241		
	PENNSYLVANIA . . . . .	289	203	130	56	56	72	18	13	121	83		
	EAST NORTH CENTRAL												
	OHIO . . . . .	234	132	25	67	83	62	5	1	13	4		
	INDIANA . . . . .	54	47	10	89	95	90	(Z)	(Z)	11	6		
	ILLINOIS . . . . .	239	118	34	49	61	58	1	(Z)	29	10		
	MICHIGAN . . . . .	84	39	9	100	100	100	-	-	15	8		
	WISCONSIN . . . . .	103	102	23	91	95	92	(Z)	(Z)	1	(Z)		
	WEST NORTH CENTRAL												
	MINNESOTA . . . . .	25	3	1	100	100	100	-	-	-	-		
	KANSAS . . . . .	50	23	10	100	100	100	1	(Z)	2	1		
	SOUTH ATLANTIC												
	MARYLAND . . . . .	88	32	6	79	74	99	3	1	41	16		
	DISTRICT OF COLUMBIA . . . . .	21	14	14	100	100	100	-	-	-	-		
	NORTH CAROLINA . . . . .	45	27	8	71	80	81	2	1	10	5		
	GEORGIA . . . . .	63	20	1	71	74	89	-	-	-	-		
	EAST SOUTH CENTRAL												
	KENTUCKY . . . . .	28	12	7	100	100	100	(Z)	(Z)	3	2		
	WEST SOUTH CENTRAL												
	ARKANSAS . . . . .	35	13	4	100	100	100	1	(Z)	-	-		
	TEXAS . . . . .	216	121	59	46	48	43	5	1	5	1		
	MOUNTAIN												
	COLORADO . . . . .	15	4	(Z)	100	100	100	-	-	-	-		
	UTAH . . . . .	29	6	5	100	100	100	-	-	-	-		
	PACIFIC												
	WASHINGTON . . . . .	19	6	1	100	100	100	-	-	-	-		
	CALIFORNIA . . . . .	354	91	118	100	100	100	59	31	-	-		
277	GREETING CARDS . . . . .	1 072	350	138	8	10	26	93	18	118	27		
	NEW ENGLAND												
	NEW HAMPSHIRE . . . . .	19	14	5	100	100	100	(Z)	(Z)	6	5		
	MASSACHUSETTS . . . . .	54	13	10	51	70	66	6	1	14	4		
	MIDDLE ATLANTIC												
	NEW YORK . . . . .	39	6	2	37	41	28	3	1	21	3		
	PENNSYLVANIA . . . . .	32	6	3	14	15	24	2	(Z)	12	2		
	EAST NORTH CENTRAL												
	OHIO . . . . .	79	15	9	19	29	24	1	(Z)	21	3		
	INDIANA . . . . .	9	2	1	100	100	100	-	-	3	(Z)		
	ILLINOIS . . . . .	38	11	5	69	69	70	1	(Z)	3	1		
	WEST NORTH CENTRAL												
	KANSAS . . . . .	233	74	10	2	2	5	27	6	-	-		
	SOUTH ATLANTIC												
	MARYLAND . . . . .	6	1	(Z)	100	100	100	(Z)	(Z)	1	(Z)		
	GEORGIA . . . . .	5	1	(Z)	100	100	100	1	(Z)	(Z)	(Z)		
	MOUNTAIN												
	COLORADO . . . . .	31	37	44	21	39	50	(Z)	(Z)	2	(Z)		
278	BLANKBOOKS, LOOSELEAF BINDERS . . . . .	1 656	730	278	12	20	24	41	30	337	123		
	NEW ENGLAND												
	MAINE . . . . .	1	(Z)	(Z)	100	100	100	1	(Z)	-	-		
	MASSACHUSETTS . . . . .	118	108	97	24	69	80	12	14	14	6		
	CONNECTICUT . . . . .	41	11	6	18	29	21	6	2	12	5		
	MIDDLE ATLANTIC												
	NEW YORK . . . . .	200	69	31	45	42	71	9	8	149	46		



VALUE (MILLION DOLLARS) AND TONS (THOUSANDS) OF SHIPMENTS BY DESTINATION

EAST NORTH CENTRAL		WEST NORTH CENTRAL		SOUTH ATLANTIC		EAST SOUTH CENTRAL		WEST SOUTH CENTRAL		MOUNTAIN		PACIFIC		UNKNOWN		SIC AND AREA CODE
VALUE	TONS	VALUE	TONS	VALUE	TONS	VALUE	TONS	VALUE	TONS	VALUE	TONS	VALUE	TONS	VALUE	TONS	
17	26	5	6	16	23	158	36	4	5	-	-	(Z)	(Z)	2	(Z)	275
44	18	2	2	49	55	109	33	12	7	1	(Z)	10	5	18	3	ESC
-	-	-	-	-	-	119	2	(Z)	(Z)	-	-	-	-	27	4	TN
3	(Z)	7	1	3	1	6	1	502	83	(Z)	(Z)	1	(Z)	20	4	AL
(Z)	(Z)	(Z)	(Z)	-	-	-	-	-	-	7	1	-	-	(Z)	(Z)	WSC
50	5	5	1	(Z)	(Z)	6	1	1	(Z)	6	1	(Z)	(Z)	40	3	TX
-	-	-	-	2	(Z)	(Z)	-	-	-	14	2	-	-	(Z)	(Z)	MNT
14	1	(Z)	(Z)	8	1	3	(Z)	4	(Z)	13	2	2	(Z)	26	4	WY
-	-	-	-	-	-	-	-	-	-	40	13	-	-	-	-	CO
2	(Z)	(Z)	(Z)	(Z)	(Z)	-	-	1	(Z)	(Z)	(Z)	92	18	-	-	NH
25	14	3	1	9	2	1	(Z)	14	11	44	43	1 232	288	131	13	AZ
599	366	277	124	460	244	72	71	174	85	112	31	404	123	102	20	UT
-	-	1	(Z)	1	(Z)	-	-	-	-	(Z)	(Z)	(Z)	(Z)	-	-	PAC
1	1	(Z)	(Z)	7	2	(Z)	(Z)	(Z)	(Z)	-	-	(Z)	(Z)	-	-	OR
14	8	3	(Z)	10	5	(Z)	(Z)	7	2	1	(Z)	17	7	21	5	CA
-	-	-	-	17	27	1	1	-	-	-	-	-	-	5	2	NE
39	20	4	1	68	45	1	(Z)	5	6	2	(Z)	31	34	-	-	MA
152	111	28	4	7	2	7	5	1	(Z)	1	(Z)	5	2	14	2	NY
41	40	(Z)	(Z)	1	(Z)	1	(Z)	-	-	-	-	-	-	-	-	NJ
148	77	35	18	15	9	4	1	5	1	(Z)	(Z)	2	1	-	-	PA
68	31	-	-	1	(Z)	-	-	-	-	-	-	-	-	-	-	ENC
52	49	44	49	3	2	1	(Z)	(Z)	(Z)	-	-	1	1	1	1	OH
(Z)	(Z)	24	3	-	-	-	-	-	-	(Z)	(Z)	-	-	-	-	IN
3	2	19	9	(Z)	(Z)	6	6	2	1	1	1	2	1	15	3	IL
3	1	(Z)	(Z)	36	13	2	(Z)	-	-	(Z)	(Z)	1	(Z)	-	-	MI
1	1	(Z)	(Z)	9	7	(Z)	(Z)	2	2	(Z)	(Z)	8	4	-	-	WI
3	1	(Z)	(Z)	26	20	2	(Z)	(Z)	(Z)	(Z)	(Z)	(Z)	(Z)	2	(Z)	WNC
-	-	-	-	63	20	-	-	-	-	-	-	-	-	-	-	MN
13	4	6	3	2	1	(Z)	(Z)	2	1	(Z)	(Z)	2	1	-	-	KS
7	2	10	5	-	-	-	-	15	5	-	-	1	(Z)	-	-	SA
6	2	11	3	46	25	27	36	91	45	10	5	12	2	4	(Z)	MD
-	-	(Z)	(Z)	-	-	-	-	(Z)	(Z)	15	4	(Z)	(Z)	-	-	AR
(Z)	(Z)	(Z)	(Z)	-	-	-	-	-	-	4	1	24	6	1	(Z)	TX
(Z)	(Z)	-	-	-	-	-	-	-	-	(Z)	(Z)	18	6	-	-	MNT
5	(Z)	4	(Z)	19	6	-	-	3	(Z)	47	10	206	40	11	2	CO
102	26	493	148	78	66	11	2	27	5	29	10	24	4	95	45	UT
(Z)	(Z)	-	-	12	9	-	-	(Z)	(Z)	-	-	-	-	-	-	NE
18	5	1	(Z)	5	1	1	(Z)	3	1	2	(Z)	3	1	1	(Z)	NH
9	1	(Z)	(Z)	3	(Z)	1	(Z)	(Z)	(Z)	(Z)	(Z)	1	(Z)	1	(Z)	MA
5	1	1	(Z)	7	2	1	(Z)	(Z)	(Z)	1	(Z)	2	(Z)	1	(Z)	NY
11	2	5	1	12	4	3	1	9	1	7	1	8	1	(Z)	(Z)	PA
2	1	1	(Z)	2	1	(Z)	(Z)	1	(Z)	(Z)	(Z)	1	(Z)	(Z)	(Z)	ENC
19	6	4	1	4	2	1	(Z)	5	1	(Z)	(Z)	2	1	-	-	OH
-	-	175	53	-	-	-	-	-	-	-	-	-	-	30	15	IN
1	(Z)	-	-	3	1	-	-	-	-	-	-	-	-	1	(Z)	IL
(Z)	(Z)	(Z)	(Z)	2	1	1	(Z)	(Z)	(Z)	-	-	(Z)	(Z)	1	(Z)	WNC
7	2	2	1	3	27	-	-	1	(Z)	11	5	1	(Z)	5	2	KS
358	160	101	31	258	112	91	20	106	62	81	21	203	154	80	17	SA
(Z)	(Z)	-	-	-	-	-	-	-	-	-	-	-	-	(Z)	(Z)	MO
24	50	9	4	46	13	3	1	2	5	(Z)	(Z)	3	11	3	4	GA
11	2	1	(Z)	5	1	1	(Z)	2	(Z)	(Z)	(Z)	3	1	-	-	NC
8	3	1	(Z)	6	2	3	1	2	(Z)	2	(Z)	17	8	3	(Z)	CT

TABLE 9. SHIPMENTS BY MANUFACTURING ESTABLISHMENTS--INDUSTRY GROUP AND ORIGIN BY DESTINATION: 1977--CON.

SIC CODE	INDUSTRY DESCRIPTION AND STATE OF ORIGIN	ALL SHIPMENTS						VALUE (MILLION DOLLARS) AND TONS (THOUSANDS) OF SHIPMENTS BY DESTINATION					
		VALUE (MILLION DOLLARS) (A)	TONS (THOU- SANDS) (B)	TON-MILES (MIL- LIONS) (C)	STANDARD ERROR (PERCENT) FOR COLUMNS--			NEW ENGLAND		MIDDLE ATLANTIC			
					A	B	C	VALUE	TONS	VALUE	TONS		
278	BLANKBOOKS, LOOSELEAF BINDERS . . . . .												
	MIDDLE ATLANTIC												
	NEW JERSEY . . . . .	192	88	44	18	16	23	5	4	72	35		
	PENNSYLVANIA . . . . .	95	22	6	46	50	75	1	(Z)	39	12		
	EAST NORTH CENTRAL												
	OHIO . . . . .	41	12	3	92	95	99	-	-	12	6		
	INDIANA . . . . .	30	5	3	58	68	83	1	(Z)	6	2		
	ILLINOIS . . . . .	236	95	39	24	32	39	4	(Z)	14	7		
	MICHIGAN . . . . .	51	9	1	67	70	79	-	-	-	-		
	WISCONSIN . . . . .	22	3	(Z)	100	100	100	-	-	-	-		
	WEST NORTH CENTRAL												
	MINNESOTA . . . . .	29	9	1	69	63	23	(Z)	(Z)	(Z)	(Z)		
	IOWA . . . . .	9	2	(Z)	100	100	100	-	(Z)	-	-		
	MISSOURI . . . . .	57	15	7	47	46	50	2	(Z)	9	3		
	NEBRASKA . . . . .	4	(Z)	(Z)	100	100	100	-	-	-	-		
	KANSAS . . . . .	30	4	(Z)	5	5	18	-	-	-	-		
	SOUTH ATLANTIC												
	MARYLAND . . . . .	25	9	(Z)	69	79	84	-	-	2	1		
	VIRGINIA . . . . .	22	3	(Z)	100	100	100	-	-	(Z)	(Z)		
	GEORGIA . . . . .	37	47	1	59	35	31	-	-	-	-		
	FLORIDA . . . . .	30	5	(Z)	100	100	100	-	-	-	-		
	EAST SOUTH CENTRAL												
	KENTUCKY . . . . .	5	1	(Z)	100	100	100	-	-	-	-		
	MISSISSIPPI . . . . .	6	1	(Z)	85	74	100	-	-	-	-		
	WEST SOUTH CENTRAL												
	LOUISIANA . . . . .	8	1	(Z)	100	100	100	-	-	-	-		
	TEXAS . . . . .	60	28	10	100	100	100	-	-	4	(Z)		
	MOUNTAIN												
	COLORADO . . . . .	19	3	(Z)	100	100	100	-	-	-	-		
	UTAH . . . . .	17	16	8	100	100	100	-	-	(Z)	(Z)		
	PACIFIC												
	CALIFORNIA . . . . .	132	96	4	47	79	53	-	-	(Z)	(Z)		
279	PRINTING SERVICE INDUSTRIES . . . . .	1 629	117	52	8	18	22	139	10	521	49		
	NEW ENGLAND												
	MASSACHUSETTS . . . . .	42	1	(Z)	100	100	100	40	1	2	(Z)		
	RHODE ISLAND . . . . .	9	(Z)	(Z)	100	100	100	9	(Z)	-	-		
	CONNECTICUT . . . . .	42	(Z)	(Z)	100	100	100	42	(Z)	-	-		
	MIDDLE ATLANTIC												
	NEW YORK . . . . .	341	57	22	20	42	38	11	6	286	36		
	NEW JERSEY . . . . .	117	10	7	24	15	27	3	(Z)	71	3		
	PENNSYLVANIA . . . . .	106	4	(Z)	39	55	56	(Z)	(Z)	93	4		
	EAST NORTH CENTRAL												
	OHIO . . . . .	74	2	(Z)	43	39	45	-	-	1	(Z)		
	INDIANA . . . . .	24	2	1	38	18	15	1	(Z)	(Z)	(Z)		
	ILLINOIS . . . . .	208	6	(Z)	54	82	45	19	(Z)	14	(Z)		
	MICHIGAN . . . . .	62	4	(Z)	57	76	69	-	-	(Z)	(Z)		
	WISCONSIN . . . . .	34	(Z)	(Z)	49	56	81	1	(Z)	-	-		
	WEST NORTH CENTRAL												
	MINNESOTA . . . . .	43	1	(Z)	70	69	99	(Z)	(Z)	1	(Z)		
	MISSOURI . . . . .	62	4	3	40	20	22	1	(Z)	3	(Z)		
	SOUTH ATLANTIC												
	MARYLAND . . . . .	35	(Z)	(Z)	82	88	92	-	-	1	(Z)		
	DISTRICT OF COLUMBIA . . . . .	17	(Z)	(Z)	100	100	100	-	-	-	-		
	VIRGINIA . . . . .	18	1	(Z)	25	79	76	-	-	2	(Z)		
	NORTH CAROLINA . . . . .	11	(Z)	(Z)	56	82	61	-	-	(Z)	(Z)		
	FLORIDA . . . . .	30	(Z)	(Z)	55	15	4	2	(Z)	7	(Z)		
	EAST SOUTH CENTRAL												
	TENNESSEE . . . . .	27	1	(Z)	40	35	32	(Z)	(Z)	3	(Z)		
	WEST SOUTH CENTRAL												
	ARKANSAS . . . . .	2	(Z)	(Z)	100	100	100	-	-	-	-		
	OKLAHOMA . . . . .	5	(Z)	(Z)	100	100	100	-	-	-	-		
	TEXAS . . . . .	59	15	15	69	97	99	4	2	9	4		
	MOUNTAIN												
	COLORADO . . . . .	8	(Z)	(Z)	72	96	96	-	-	-	-		
	ARIZONA . . . . .	8	(Z)	(Z)	100	100	100	-	-	-	-		
	UTAH . . . . .	4	(Z)	(Z)	72	85	97	-	-	-	-		
	PACIFIC												
	OREGON . . . . .	9	(Z)	1	100	100	100	(Z)	(Z)	2	(Z)		
	CALIFORNIA . . . . .	155	3	1	49	60	48	(Z)	(Z)	19	(Z)		
28	CHEMICALS OR ALLIED PRODUCTS . . . . .	117 647	335 622	107 602	3	4	5	4 691	8 564	18 323	34 215		
	NEW ENGLAND												
	MAINE . . . . .	75	84	66	100	100	100	8	10	9	13		
	NEW HAMPSHIRE . . . . .	84	79	12	100	100	100	49	48	32	30		
	VERMONT . . . . .	19	29	3	100	100	100	15	21	4	9		
	MASSACHUSETTS . . . . .	1 573	3 663	1 179	16	12	22	401	1 470	355	1 089		
	RHODE ISLAND . . . . .	217	60	30	14	18	24	17	9	75	23		
	CONNECTICUT . . . . .	1 555	2 389	705	15	74	25	180	1 423	352	521		
	MIDDLE ATLANTIC												
	NEW YORK . . . . .	5 358	13 009	2 226	14	27	19	368	1 135	2 191	9 470		

VALUE (MILLION DOLLARS) AND TONS (THOUSANDS) OF SHIPMENTS BY DESTINATION

EAST NORTH CENTRAL		WEST NORTH CENTRAL		SOUTH ATLANTIC		EAST SOUTH CENTRAL		WEST SOUTH CENTRAL		MOUNTAIN		PACIFIC		UNKNOWN		SIC AND AREA CODE
VALUE	TONS	VALUE	TONS	VALUE	TONS	VALUE	TONS	VALUE	TONS	VALUE	TONS	VALUE	TONS	VALUE	TONS	
48	23	2	4	30	11	2	1	10	6	(Z)	(Z)	7	3	16	2	278
11	2	3	(Z)	16	3	1	(Z)	6	1	7	1	3	(Z)	8	3	MA NJ PA
22	4	-	-	5	1	2	(Z)	1	(Z)	-	-	-	-	(Z)	(Z)	ENC
15	1	(Z)	(Z)	3	1	1	(Z)	(Z)	(Z)	1	(Z)	2	(Z)	2	1	OH IN
123	53	18	5	9	2	13	4	22	16	20	6	10	2	3	3	IL
46	8	-	-	-	-	-	-	-	-	-	-	-	-	4	1	MI
20	3	1	(Z)	-	-	-	-	-	-	-	-	-	-	-	-	WI
1	(Z)	23	8	1	(Z)	(Z)	(Z)	(Z)	(Z)	(Z)	(Z)	1	(Z)	2	(Z)	WNC
-	-	9	1	-	-	-	-	-	-	-	-	-	-	-	-	MN
21	5	13	3	1	(Z)	3	1	3	1	2	1	1	(Z)	1	2	IA
-	-	3	(Z)	-	-	-	-	-	-	-	-	-	-	-	-	MO
-	-	14	2	-	-	-	-	-	-	-	-	-	-	(Z)	2	NE
-	-	-	-	-	-	-	-	-	-	-	-	-	-	-	17	KS
(Z)	(Z)	-	-	20	7	-	-	-	-	-	-	-	-	3	1	SA
-	-	-	-	21	3	-	-	-	-	-	-	-	-	2	(Z)	VA
-	-	-	-	36	46	1	(Z)	1	(Z)	-	-	-	-	(Z)	1	GA
-	-	-	-	28	4	-	-	-	-	-	-	-	-	2	(Z)	FL
(Z)	(Z)	-	-	(Z)	(Z)	3	(Z)	-	-	-	-	-	-	1	(Z)	ESC
-	-	-	-	-	-	5	1	1	(Z)	-	-	-	-	-	-	KY
-	-	-	-	-	-	(Z)	(Z)	7	1	-	-	-	-	1	(Z)	WSC
2	1	2	1	3	1	14	4	36	22	(Z)	(Z)	-	-	-	-	LA TX
-	-	(Z)	(Z)	-	-	-	-	-	-	18	3	-	-	1	(Z)	MNT
(Z)	(Z)	-	-	(Z)	(Z)	-	-	-	-	4	4	13	12	-	-	CO UT
-	-	-	-	-	-	-	-	(Z)	(Z)	11	1	119	95	2	(Z)	PAC
411	23	128	4	153	9	49	3	40	5	39	4	139	9	10	(Z)	CA 279
-	-	-	-	-	-	-	-	-	-	-	-	-	-	-	-	NE
-	-	-	-	-	-	-	-	-	-	-	-	-	-	-	-	MA
-	-	-	-	-	-	-	-	-	-	-	-	-	-	-	-	RI
-	-	-	-	-	-	-	-	-	-	-	-	-	-	-	-	CT
21	5	4	1	4	2	3	1	3	2	3	(Z)	4	4	4	(Z)	MA
7	1	4	1	12	1	4	1	6	1	2	1	4	(Z)	4	(Z)	NY
8	(Z)	(Z)	(Z)	1	(Z)	2	(Z)	-	-	-	-	2	(Z)	-	-	NJ PA
71	2	1	(Z)	1	(Z)	(Z)	(Z)	(Z)	(Z)	(Z)	(Z)	-	-	-	-	ENC
12	1	6	(Z)	4	(Z)	1	(Z)	-	-	-	-	(Z)	(Z)	-	-	OH
146	6	13	(Z)	3	(Z)	11	(Z)	1	(Z)	(Z)	(Z)	1	(Z)	-	-	IN
61	3	(Z)	(Z)	-	-	-	-	-	-	-	-	-	-	-	-	IL
33	(Z)	-	-	-	-	-	-	-	-	-	-	-	-	1	(Z)	MI
-	-	-	-	-	-	-	-	-	-	-	-	-	-	(Z)	(Z)	WI
1	(Z)	39	1	1	(Z)	-	-	(Z)	(Z)	-	-	(Z)	(Z)	-	-	WNC
10	1	39	1	5	2	-	-	2	(Z)	2	(Z)	1	(Z)	-	-	MN MO
(Z)	(Z)	1	(Z)	33	(Z)	-	-	(Z)	(Z)	-	-	(Z)	(Z)	-	-	SA
-	-	-	-	17	(Z)	-	-	-	-	-	-	-	-	-	-	MO
-	-	-	-	16	1	-	-	-	-	-	-	-	-	-	-	OC
(Z)	(Z)	-	-	11	(Z)	(Z)	(Z)	-	-	-	-	-	-	-	-	VA
3	(Z)	(Z)	(Z)	15	(Z)	-	-	2	(Z)	-	-	(Z)	(Z)	-	-	NC FL
1	(Z)	(Z)	(Z)	1	(Z)	20	1	(Z)	(Z)	(Z)	(Z)	(Z)	(Z)	1	(Z)	ESC
-	-	-	-	-	-	-	-	2	(Z)	-	-	-	-	-	-	WSC
-	-	(Z)	(Z)	-	-	-	-	4	(Z)	-	-	-	-	-	-	AR
7	4	(Z)	(Z)	2	1	(Z)	(Z)	15	1	9	2	13	2	-	-	OK TX
-	-	-	-	-	-	-	-	-	-	8	(Z)	-	-	-	-	MNT
-	-	-	-	-	-	-	-	-	-	8	(Z)	-	-	-	-	CO
-	-	-	-	-	-	-	-	-	-	4	(Z)	(Z)	(Z)	-	-	AZ
-	-	-	-	-	-	-	-	-	-	-	-	-	-	-	-	UT
3	(Z)	2	(Z)	1	(Z)	(Z)	(Z)	(Z)	(Z)	-	-	1	(Z)	-	-	PAC
21	(Z)	2	(Z)	6	(Z)	-	-	2	(Z)	(Z)	(Z)	104	2	-	-	OR CA
21 510	49 256	6 882	16 524	24 051	67 092	9 021	48 888	16 419	63 368	2 544	10 151	10 405	31 007	3 801	6 557	280
25	28	-	-	32	32	-	-	(Z)	(Z)	(Z)	(Z)	1	1	-	-	NE
-	-	(Z)	(Z)	-	-	3	2	(Z)	(Z)	(Z)	(Z)	-	-	-	-	ME
-	-	-	-	-	-	-	-	-	-	-	-	-	-	-	-	NH
354	673	64	189	119	110	66	29	101	35	2	1	98	57	13	12	MA
39	8	3	(Z)	17	5	34	9	7	1	3	(Z)	12	2	10	3	RI
472	171	50	21	155	75	27	17	145	72	7	4	160	75	8	9	CT
954	925	267	111	696	986	164	117	251	75	50	19	271	107	144	63	MA NY



TABLE 9. SHIPMENTS BY MANUFACTURING ESTABLISHMENTS--INDUSTRY GROUP AND ORIGIN BY DESTINATION: 1977--CON.

SIC CODE	INDUSTRY DESCRIPTION AND STATE OF ORIGIN	ALL SHIPMENTS						VALUE (MILLION DOLLARS) AND TONS (THOUSANDS) OF SHIPMENTS BY DESTINATION					
		VALUE (MILLION DOLLARS) (A)	TONS (THOU- SANDS) (B)	TON-MILES (MIL- LIONS) (C)	STANDARD ERROR (PERCENT) FOR COLUMNS--			NEW ENGLAND		MIDDLE ATLANTIC			
					A	B	C	VALUE	TONS	VALUE	TONS		
28	CHEMICALS OR ALLIED PRODUCTS. . . . .												
	MIDDLE ATLANTIC												
	NEW JERSEY. . . . .	11 291	9 920	3 718	11	15	23	724	509	4 480	4 839		
	PENNSYLVANIA. . . . .	5 291	8 457	1 540	15	24	21	635	567	2 049	4 780		
	EAST NORTH CENTRAL												
	OHIO. . . . .	6 746	19 060	2 690	15	58	17	341	331	1 120	1 228		
	INDIANA. . . . .	3 150	2 663	689	17	40	28	283	114	299	232		
	ILLINOIS. . . . .	6 960	15 671	4 596	14	33	26	132	154	791	642		
	MICHIGAN. . . . .	3 714	4 922	1 935	19	23	16	56	38	542	479		
	WISCONSIN. . . . .	985	1 181	518	16	37	42	7	14	57	49		
	WEST NORTH CENTRAL												
	MINNESOTA. . . . .	784	633	294	18	37	23	19	7	70	26		
	IOWA. . . . .	1 519	766	371	90	70	69	-	-	50	102		
	MISSOURI. . . . .	2 524	4 537	1 840	14	25	21	14	18	278	226		
	NORTH DAKOTA. . . . .	12	89	83	7	10	7	1	6	3	22		
	NEBRASKA. . . . .	439	43	32	54	68	69	(Z)	(Z)	49	5		
	KANSAS. . . . .	947	4 433	1 475	14	45	41	4	4	86	130		
	SOUTH ATLANTIC												
	DELAWARE. . . . .	1 038	1 474	575	16	33	27	49	55	279	479		
	MARYLAND. . . . .	1 467	1 931	558	12	28	27	135	201	436	422		
	DISTRICT OF COLUMBIA. . . . .	20	5	(Z)	22	25	46	1	(Z)	1	(Z)		
	VIRGINIA. . . . .	2 761	6 066	1 509	9	13	11	129	255	579	1 369		
	WEST VIRGINIA. . . . .	2 774	13 041	1 420	8	53	19	69	83	436	791		
	NORTH CAROLINA. . . . .	3 504	7 009	1 431	8	24	15	103	124	249	296		
	SOUTH CAROLINA. . . . .	2 909	2 433	520	12	13	10	62	61	179	164		
	GEORGIA. . . . .	2 378	7 968	1 802	26	18	21	34	46	385	269		
	FLORIDA. . . . .	2 644	19 623	7 689	9	9	9	41	107	195	612		
	EAST SOUTH CENTRAL												
	KENTUCKY. . . . .	2 480	6 994	1 941	16	28	14	114	171	180	472		
	TENNESSEE. . . . .	4 646	21 762	6 843	10	42	28	175	118	428	712		
	ALABAMA. . . . .	2 048	8 844	2 803	17	36	40	20	25	59	160		
	MISSISSIPPI. . . . .	870	4 459	879	14	21	18	9	13	64	105		
	WEST SOUTH CENTRAL												
	ARKANSAS. . . . .	729	2 872	1 268	27	42	34	15	61	78	189		
	LOUISIANA. . . . .	8 001	42 725	14 388	13	14	20	139	886	549	1 243		
	OKLAHOMA. . . . .	374	4 995	794	63	62	55	-	-	-	-		
	TEXAS. . . . .	17 348	54 715	27 604	8	9	8	273	469	1 125	2 879		
	MOUNTAIN												
	IOAHO. . . . .	386	4 620	2 045	27	25	19	-	-	-	-		
	WYOHING. . . . .	103	435	249	50	9	14	1	4	1	5		
	COLORADO. . . . .	244	688	43	20	94	52	1	(Z)	15	1		
	NEW MEXICO. . . . .	71	975	544	80	70	79	-	-	-	-		
	ARIZONA. . . . .	268	485	38	30	95	44	(Z)	(Z)	1	(Z)		
	UTAH. . . . .	126	1 964	871	53	81	80	-	-	2	(Z)		
	NEVADA. . . . .	110	1 295	267	33	25	21	-	-	-	-		
	PACIFIC												
	WASHINGTON. . . . .	574	6 092	2 972	24	17	41	-	-	4	4		
	OREGON. . . . .	333	1 542	381	50	41	49	-	-	4	28		
	CALIFORNIA. . . . .	6 018	17 991	3 900	14	14	9	67	8	179	94		
	HAWAII. . . . .	48	185	2	26	36	37	-	-	-	-		
281	INDUSTRIAL INORGANIC CHEMICALS. . . . .	12 741	118 189	28 264	12	15	16	425	2 804	2 150	11 869		
	NEW ENGLAND												
	MASSACHUSETTS. . . . .	107	2 001	473	19	16	25	31	847	33	762		
	CONNECTICUT. . . . .	96	1 468	141	100	100	100	80	1 148	16	320		
	MIDDLE ATLANTIC												
	NEW YORK. . . . .	512	5 858	458	46	47	28	10	50	329	5 440		
	NEW JERSEY. . . . .	637	1 421	245	63	53	50	52	63	291	821		
	PENNSYLVANIA. . . . .	808	1 819	358	34	27	53	91	25	306	753		
	EAST NORTH CENTRAL												
	OHIO. . . . .	948	12 589	664	66	87	44	27	31	159	218		
	INDIANA. . . . .	213	525	214	46	76	73	27	90	28	74		
	ILLINOIS. . . . .	438	6 509	1 435	45	76	80	1	2	68	72		
	MICHIGAN. . . . .	407	1 012	486	40	10	26	11	14	62	130		
	WISCONSIN. . . . .	34	1	1	100	100	100	2	(Z)	9	(Z)		
	WEST NORTH CENTRAL												
	MISSOURI. . . . .	170	380	144	23	26	25	3	3	8	9		
	KANSAS. . . . .	202	1 179	410	20	43	28	3	1	47	68		
	SOUTH ATLANTIC												
	DELAWARE. . . . .	161	518	160	30	75	54	5	15	44	220		
	MARYLAND. . . . .	244	747	200	36	60	62	12	6	35	42		
	VIRGINIA. . . . .	214	414	160	15	20	15	2	6	38	90		
	WEST VIRGINIA. . . . .	172	7 739	152	34	89	22	1	7	16	140		
	GEORGIA. . . . .	265	1 535	366	7	5	10	-	-	26	36		
	FLORIDA. . . . .	117	413	42	89	73	98	-	-	-	-		
	EAST SOUTH CENTRAL												
	TENNESSEE. . . . .	1 598	17 974	5 429	5	51	35	8	7	148	457		
	ALABAMA. . . . .	342	3 922	1 019	61	61	78	1	4	8	52		
	MISSISSIPPI. . . . .	116	139	73	7	8	16	2	2	6	7		
	WEST SOUTH CENTRAL												
	ARKANSAS. . . . .	209	971	480	8	8	6	6	25	29	122		
	LOUISIANA. . . . .	866	9 338	2 252	18	38	29	(Z)	1	129	293		
	OKLAHOMA. . . . .	42	1 302	304	80	85	96	-	-	-	-		

VALUE (MILLION DOLLARS) AND TONS (THOUSANDS) OF SHIPMENTS BY DESTINATION

EAST NORTH CENTRAL		WEST NORTH CENTRAL		SOUTH ATLANTIC		EAST SOUTH CENTRAL		WEST SOUTH CENTRAL		MOUNTAIN		PACIFIC		UNKNOWN		SIC AND AREA CODE	
VALUE	TONS	VALUE	TONS	VALUE	TONS	VALUE	TONS	VALUE	TONS	VALUE	TONS	VALUE	TONS	VALUE	TONS		
1 589	956	300	293	2 106	1 871	218	127	972	727	64	11	683	338	155	250	28 MA NJ PA	
811	948	206	57	1 003	1 769	141	165	253	80	59	9	120	81	12	3		
2 930	15 337	349	314	879	787	382	379	322	301	40	48	328	240	56	94	ENC OH	
918	1 714	278	125	515	214	180	129	374	62	31	11	255	55	18	7	IN	
2 610	6 449	1 064	1 495	921	680	311	5 230	544	611	104	104	430	270	55	36	IL	
1 581	2 889	249	336	583	521	77	69	193	227	12	16	365	329	55	18	MI	
487	606	113	146	122	115	80	104	21	46	13	31	68	62	15	9	WI	
146	200	199	251	14	10	7	4	192	76	8	5	128	53	2	1	WNC MN	
595	330	273	118	6	10	12	4	307	113	276	88	-	-	1	2	IA	
523	905	553	1 385	170	249	207	482	470	839	77	254	198	164	34	16	MO	
2	14	4	29	(Z)	2	-	-	-	-	(Z)	6	2	11	-	-	NO	
91	8	59	4	57	4	31	2	29	3	85	14	38	3	-	-	NE	
95	229	339	2 692	25	60	21	94	172	664	81	437	69	90	55	31	KS	
105	136	14	19	290	488	173	164	74	81	1	1	34	50	18	1	SA OE	
147	220	53	31	449	952	53	30	131	51	3	(Z)	58	20	1	4	MO	
-	-	-	-	18	4	-	-	-	-	-	-	-	-	-	-	-	DC
247	386	66	104	1 411	3 553	201	231	25	65	1	(Z)	66	40	36	61	VA	
714	1 060	53	77	691	10 055	224	468	211	155	9	5	157	134	210	214	WV	
231	266	77	84	2 289	5 202	214	193	91	85	33	29	88	94	128	636	NC	
21	17	8	9	2 359	1 969	166	124	46	47	-	-	38	21	31	21	SC	
296	458	67	157	1 006	5 745	345	1 001	86	149	6	9	52	68	99	66	GA	
407	2 048	152	1 330	1 259	12 629	221	1 412	152	1 127	7	71	61	110	148	177	FL	
553	1 050	134	275	356	745	808	3 714	176	385	23	94	72	62	64	26	ESC KY	
432	1 879	180	478	1 683	4 705	802	11 897	375	1 240	29	95	279	447	262	192	TN	
217	697	46	72	917	2 025	533	5 149	134	496	13	14	71	184	39	23	AL	
86	153	35	155	110	469	344	2 930	166	575	(Z)	(Z)	55	60	1	(Z)	MS	
230	690	42	203	45	95	49	284	208	1 222	12	76	26	52	23	(Z)	WSC AR	
1 013	3 126	467	2 106	1 128	4 826	914	7 060	3 008	21 307	112	148	222	315	449	1 708	LA	
8	35	57	697	15	87	30	653	263	3 514	9	(Z)	-	-	(Z)	1	OK	
2 015	4 281	728	1 875	2 430	5 893	1 794	6 225	6 551	28 278	166	514	723	1 572	1 542	2 729	TX	
5	30	79	601	-	-	-	-	18	103	96	1 576	182	2 233	6	78	MNT IO	
13	69	6	33	-	-	6	16	3	9	59	264	14	34	-	-	WY	
23	1	55	4	5	1	13	3	31	9	82	666	5	1	15	1	CO	
-	-	7	75	-	-	24	277	21	283	18	340	-	-	-	-	NM	
2	(Z)	41	5	3	(Z)	41	5	11	2	110	465	58	7	(Z)	(Z)	AZ	
6	3	8	267	9	4	(Z)	(Z)	1	(Z)	69	1 198	30	490	-	-	UT	
-	-	-	-	-	-	-	-	3	40	54	550	52	705	(Z)	(Z)	NV	
-	-	-	-	32	28	-	-	-	-	123	1 409	392	4 627	23	25	PAC WA	
(Z)	1	-	-	-	-	-	-	-	-	36	302	292	1 210	(Z)	(Z)	OR	
508	252	120	241	125	117	97	71	271	185	534	983	4 047	16 001	70	39	CA	
-	-	-	-	-	-	-	-	-	-	-	-	48	185	-	-	HI	
2 406	18 591	519	2 959	2 018	24 113	1 408	26 087	1 754	15 734	471	4 772	1 514	11 039	75	222	281	
23	229	17	147	2	16	-	-	-	-	-	-	-	-	-	-	-	NE MA CT
113	202	11	17	39	139	4	5	1	3	-	-	4	2	1	1	MA NY	
106	92	16	13	62	252	4	4	40	24	2	1	57	22	8	128	NJ	
178	182	14	15	115	722	64	68	11	9	1	(Z)	28	44	1	(Z)	PA	
514	11 961	46	69	38	121	19	26	35	22	(Z)	(Z)	108	134	3	5	ENC OH	
62	245	8	5	52	63	6	17	7	2	(Z)	(Z)	22	23	-	-	IN	
180	1 248	37	191	39	63	61	4 865	24	42	5	13	22	12	(Z)	(Z)	IL	
147	482	14	59	52	113	6	13	62	104	2	13	50	84	-	-	MI	
11	(Z)	4	(Z)	5	(Z)	-	-	-	-	-	-	3	(Z)	-	-	WI	
66	165	7	74	21	41	18	23	26	33	2	2	19	29	-	-	WNC MO	
24	49	49	673	6	6	6	5	37	265	13	80	17	32	-	-	KS	
47	59	8	10	21	139	12	21	23	51	-	-	1	3	(Z)	(Z)	SA DE	
63	125	4	3	63	526	7	11	54	28	-	-	6	7	-	-	MO	
64	42	11	18	68	193	22	43	6	19	-	-	3	3	-	-	VA	
18	163	3	36	115	7 369	3	10	4	2	-	-	1	11	11	2	WV	
21	28	14	15	144	1 333	13	27	15	50	-	-	31	42	2	3	GA	
102	(Z)	-	-	15	402	(Z)	10	-	-	-	-	-	-	-	-	FL	
141	1 420	83	315	505	3 616	345	10 804	192	918	7	77	158	331	12	29	ESC TN	
59	438	2	12	48	521	186	2 640	29	245	-	-	-	-	8	10	AL	
33	32	2	2	21	35	22	21	24	33	-	-	6	7	-	-	MS	
52	198	16	79	11	54	13	55	70	386	6	30	4	23	-	-	WSC AR	
8	42	33	214	114	1 411	104	1 575	465	5 743	2	16	5	31	5	12	LA	
-	-	8	227	-	-	13	438	22	638	-	-	-	-	-	-	OK	

TABLE 9. SHIPMENTS BY MANUFACTURING ESTABLISHMENTS--INDUSTRY GROUP AND ORIGIN BY DESTINATION: 1977--CON.

SIC CODE	INDUSTRY DESCRIPTION AND STATE OF ORIGIN	ALL SHIPMENTS						VALUE (MILLION DOLLARS) AND TONS (THOUSANDS) OF SHIPMENTS BY DESTINATION					
		VALUE (MILLION DOLLARS) (A)	TONS (THOUSANDS) (B)	TON-MILES (MILLIONS) (C)	STANDARD ERROR (PERCENT) FOR COLUMNS--			NEW ENGLAND		MIDDLE ATLANTIC			
					A	B	C	VALUE	TONS	VALUE	TONS		
281	INDUSTRIAL INORGANIC CHEMICALS. . . . .												
	WEST SOUTH CENTRAL												
	TEXAS . . . . .	1 098	11 022	6 269	13	23	17	4	6	145	1 051		
	MOUNTAIN												
	WYOMING . . . . .	73	308	177	50	9	14	1	3	1	4		
	COLORADO . . . . .	31	514	18	100	100	100	-	-	-	-		
	NEW MEXICO . . . . .	9	252	79	100	100	100	-	-	-	-		
	NEVADA . . . . .	63	746	154	33	25	21	-	-	-	-		
	PACIFIC												
	WASHINGTON . . . . .	308	3 881	2 000	16	17	44	-	-	-	-		
	OREGON . . . . .	46	484	80	23	12	32	-	-	-	-		
	CALIFORNIA . . . . .	596	5 161	603	40	51	44	6	3	18	16		
282	PLASTICS MATERIALS OR SYNTHETICS. . . . .	20 055	24 165	11 896	7	8	11	1 064	1 340	3 139	3 919		
	NEW ENGLAND												
	NEW HAMPSHIRE . . . . .	16	17	3	100	100	100	10	10	7	6		
	MASSACHUSETTS . . . . .	414	535	217	17	9	22	93	236	89	107		
	MIDDLE ATLANTIC												
	NEW YORK . . . . .	246	295	100	50	62	55	30	39	118	168		
	NEW JERSEY . . . . .	949	996	425	40	40	35	45	54	449	477		
	PENNSYLVANIA . . . . .	589	969	247	74	75	62	77	137	241	395		
	EAST NORTH CENTRAL												
	OHIO . . . . .	905	1 113	481	54	52	55	81	79	155	234		
	ILLINOIS . . . . .	747	944	557	50	51	53	16	32	157	156		
	MICHIGAN . . . . .	380	433	199	100	100	100	22	15	55	64		
	WISCONSIN . . . . .	96	210	59	73	84	81	3	3	2	2		
	SOUTH ATLANTIC												
	DELAWARE . . . . .	534	578	293	25	41	43	38	34	91	139		
	MARYLAND . . . . .	180	89	37	58	47	64	29	12	31	14		
	VIRGINIA . . . . .	1 457	857	271	10	10	12	61	35	246	151		
	WEST VIRGINIA . . . . .	705	970	390	11	14	19	33	19	150	194		
	NORTH CAROLINA . . . . .	1 609	1 396	314	8	16	16	20	11	78	65		
	SOUTH CAROLINA . . . . .	1 755	1 342	311	8	12	11	38	29	128	111		
	GEORGIA . . . . .	162	77	24	8	9	19	13	7	10	5		
	FLORIDA . . . . .	488	407	281	12	12	18	15	17	106	108		
	EAST SOUTH CENTRAL												
	KENTUCKY . . . . .	858	1 431	678	30	26	23	67	81	83	164		
	TENNESSEE . . . . .	1 495	1 029	469	17	23	37	144	76	150	85		
	ALABAMA . . . . .	553	418	156	5	5	7	14	10	3	1		
	MISSISSIPPI . . . . .	207	299	223	25	13	17	5	8	40	72		
	WEST SOUTH CENTRAL												
	LOUISIANA . . . . .	1 030	1 824	1 524	44	45	48	27	44	249	447		
	TEXAS . . . . .	2 988	5 940	3 746	22	24	21	87	180	307	523		
	PACIFIC												
	CALIFORNIA . . . . .	587	595	214	69	73	89	-	-	16	7		
283	DRUGS . . . . .	14 247	3 947	2 465	15	31	28	1 098	242	3 884	830		
	NEW ENGLAND												
	MASSACHUSETTS . . . . .	69	1	1	100	100	100	9	(Z)	24	(Z)		
	CONNECTICUT . . . . .	327	187	163	13	7	10	5	7	143	47		
	MIDDLE ATLANTIC												
	NEW YORK . . . . .	1 608	311	189	29	48	36	156	23	567	117		
	NEW JERSEY . . . . .	3 114	381	203	29	40	33	212	21	1 122	101		
	PENNSYLVANIA . . . . .	1 880	184	49	21	69	57	292	62	608	69		
	EAST NORTH CENTRAL												
	OHIO . . . . .	172	14	5	30	24	45	(Z)	(Z)	6	1		
	INDIANA . . . . .	1 372	82	65	27	26	25	223	9	105	8		
	ILLINOIS . . . . .	985	656	355	52	88	87	4	(Z)	211	108		
	MICHIGAN . . . . .	804	182	48	25	52	71	8	4	116	64		
	WEST NORTH CENTRAL												
	MISSOURI . . . . .	455	410	264	43	70	62	(Z)	(Z)	101	40		
	NEBRASKA . . . . .	127	12	9	54	68	69	(Z)	(Z)	14	2		
	SOUTH ATLANTIC												
	MARYLAND . . . . .	124	14	5	23	22	20	2	(Z)	68	7		
	VIRGINIA . . . . .	348	81	41	32	80	88	19	8	141	17		
	NORTH CAROLINA . . . . .	607	783	599	7	5	12	60	93	99	153		
	SOUTH CAROLINA . . . . .	58	12	3	100	100	100	-	-	-	-		
	GEORGIA . . . . .	293	4	3	98	93	97	(Z)	(Z)	263	3		
	FLORIDA . . . . .	81	12	13	32	33	30	6	2	5	2		
	EAST SOUTH CENTRAL												
	TENNESSEE . . . . .	216	77	43	50	78	71	5	1	47	33		
	WEST SOUTH CENTRAL												
	TEXAS . . . . .	154	13	12	51	81	82	19	(Z)	37	4		
	MOUNTAIN												
	COLORADO . . . . .	25	2	1	8	13	28	1	(Z)	(Z)	(Z)		
	PACIFIC												
	CALIFORNIA . . . . .	864	275	227	45	41	89	60	5	85	4		
284	SOAP, CLEANERS, OR TOILET GOODS . . . . .	16 315	15 677	5 267	10	18	12	647	599	3 223	3 435		



VALUE (MILLION DOLLARS) AND TONS (THOUSANDS) OF SHIPMENTS BY DESTINATION

EAST NORTH CENTRAL		WEST NORTH CENTRAL		SOUTH ATLANTIC		EAST SOUTH CENTRAL		WEST SOUTH CENTRAL		MOUNTAIN		PACIFIC		UNKNOWN		SIC AND AREA CODE	
VALUE	TONS	VALUE	TONS	VALUE	TONS	VALUE	TONS	VALUE	TONS	VALUE	TONS	VALUE	TONS	VALUE	TONS		
																281	
39	200	25	298	69	402	292	1 969	397	6 348	16	160	110	587	1	1	WSC TX	
9	49	5	23	-	-	4	12	2	6	42	187	10	24	-	-	MNT WY	
-	-	-	-	-	-	-	-	-	-	31	514	-	-	-	-	CO	
-	-	1	11	-	-	(Z)	24	3	76	5	142	-	-	-	-	NM	
-	-	-	-	-	-	-	-	2	23	31	317	30	406	(Z)	(Z)	NV	
-	-	-	-	-	-	-	-	-	-	66	854	234	3 011	7	17	PAC WA	
-	-	-	-	-	-	-	-	-	-	8	90	37	394	(Z)	(Z)	OR	
52	61	13	37	11	6	6	14	57	34	33	179	400	4 811	1	(Z)	CA	
3 100	4 405	560	824	6 930	6 535	1 611	1 741	1 737	3 487	124	179	1 519	1 561	271	173	282	
-	-	(Z)	(Z)	-	-	1	(Z)	(Z)	(Z)	(Z)	(Z)	-	-	-	-	NE NH	
99	85	5	8	20	38	39	16	44	19	(Z)	(Z)	21	25	-	-	MA	
42	42	14	12	12	11	10	4	14	13	1	1	6	5	(Z)	(Z)	MA NY	
177	156	51	51	100	134	38	42	44	38	1	1	45	42	(Z)	(Z)	NJ	
78	123	4	5	178	293	4	6	(Z)	(Z)	(Z)	(Z)	7	9	-	-	PA	
360	384	58	78	113	153	74	110	17	22	8	4	40	50	-	-	ENC OH	
171	272	47	85	76	123	56	82	60	110	4	4	159	80	-	-	IL	
119	209	14	31	50	61	41	19	16	6	1	(Z)	62	28	-	-	MI	
68	156	3	4	3	4	6	12	(Z)	(Z)	10	30	-	-	1	(Z)	WI	
28	39	5	7	219	196	131	121	4	6	1	1	18	35	(Z)	(Z)	SA OE	
-	-	1	1	89	53	4	2	26	9	-	-	-	-	-	-	MO	
9	5	4	3	995	578	95	58	7	7	(Z)	(Z)	32	16	8	4	VA	
262	311	3	3	99	309	53	50	14	13	1	1	90	71	-	-	WV	
30	19	8	6	1 283	1 142	120	101	18	13	3	1	20	13	31	24	NC	
16	13	3	2	1 414	1 069	82	65	21	20	-	-	29	16	25	16	SC	
6	4	-	-	107	51	18	8	1	(Z)	-	-	3	2	4	(Z)	GA	
48	82	3	6	136	65	43	37	(Z)	1	-	-	15	17	122	74	FL	
246	396	47	68	216	415	90	141	60	76	12	50	37	39	-	-	ESC KY	
92	116	37	22	715	473	191	114	36	39	15	8	77	70	39	25	TN	
12	10	-	-	459	345	53	43	-	-	-	-	12	9	-	-	AL	
24	29	17	38	15	14	27	14	54	91	-	-	25	34	-	-	MS	
243	417	85	141	115	206	74	139	161	304	15	26	59	101	-	-	WSC LA	
693	1 186	112	196	319	585	236	427	1 033	2 536	2	3	163	279	35	25	TX	
34	33	(Z)	(Z)	3	1	37	36	13	10	38	36	445	471	-	-	PAC CA	
2 628	1 032	849	340	2 587	442	365	80	1 173	444	266	53	1 248	454	151	31	283	
6	(Z)	2	(Z)	5	(Z)	3	(Z)	16	(Z)	-	-	3	(Z)	-	-	NE MA	
75	61	4	3	24	21	12	8	26	14	(Z)	(Z)	37	25	-	-	CT	
213	47	125	27	238	34	24	3	94	17	26	3	126	27	40	14	MA NY	
644	103	72	5	590	109	16	1	146	15	25	1	241	15	45	9	NJ	
206	22	156	4	376	21	2	(Z)	145	4	44	1	51	1	-	-	PA	
39	4	5	(Z)	52	3	54	4	7	(Z)	7	2	2	(Z)	-	-	ENC OH	
163	11	97	9	279	12	34	1	265	13	15	2	188	15	2	1	IN	
230	280	6	1	303	77	6	1	147	120	2	(Z)	77	69	-	-	IL	
369	93	19	2	199	9	1	(Z)	23	2	5	1	41	3	24	5	MI	
72	53	87	103	17	11	37	20	104	142	(Z)	(Z)	36	40	-	-	WNC MO	
26	2	17	1	17	1	9	1	8	1	25	4	11	1	-	-	NE	
11	1	4	(Z)	23	4	4	1	5	(Z)	(Z)	(Z)	8	(Z)	-	-	SA MO	
37	16	45	25	64	7	31	4	8	4	-	-	-	-	2	(Z)	VA	
139	194	59	73	111	95	14	18	47	54	28	26	49	76	-	-	NC	
-	-	-	-	28	7	30	5	-	-	-	-	-	-	-	-	-	SC
(Z)	(Z)	(Z)	(Z)	27	1	1	(Z)	(Z)	(Z)	(Z)	(Z)	2	(Z)	-	-	-	GA
10	4	1	(Z)	27	3	2	(Z)	4	2	(Z)	(Z)	25	(Z)	-	-	-	FL
48	6	24	27	53	5	16	1	11	2	5	1	8	1	(Z)	(Z)	ESC TN	
28	2	19	2	8	1	6	1	16	2	10	1	11	1	-	-	WSC TX	
3	(Z)	3	(Z)	1	(Z)	(Z)	(Z)	2	(Z)	2	(Z)	(Z)	(Z)	12	1	MNT CO	
204	88	37	3	68	4	28	2	37	5	52	7	292	156	1	(Z)	PAC CA	
3 511	2 617	1 355	1 187	2 759	1 976	699	1 005	1 412	1 287	564	482	1 962	2 941	183	148	284	

TABLE 9. SHIPMENTS BY MANUFACTURING ESTABLISHMENTS--INDUSTRY GROUP AND ORIGIN BY DESTINATION: 1977--CON.

SIC CODE	INDUSTRY DESCRIPTION AND STATE OF ORIGIN	ALL SHIPMENTS						VALUE (MILLION DOLLARS) AND TONS (THOUSANDS) OF SHIPMENTS BY DESTINATION					
		VALUE (MILLION DOLLARS) (A)	TONS (THOUSANDS) (B)	TON-MILES (MILLIONS) (C)	STANDARD ERROR (PERCENT) FOR COLUMNS--			NEW ENGLAND		MIDDLE ATLANTIC			
					A	B	C	VALUE	TONS	VALUE	TONS		
284	SOAP, CLEANERS, OR TOILET GOODS . . . . .												
	NEW ENGLAND												
	MASSACHUSETTS . . . . .	471	337	182	27	45	28	104	126	116	83		
	CONNECTICUT . . . . .	558	173	150	29	9	10	44	11	88	46		
	MIDDLE ATLANTIC												
	NEW YORK . . . . .	1 437	594	271	20	21	21	72	39	616	250		
	NEW JERSEY . . . . .	2 465	2 377	454	16	41	34	165	164	1 087	1 693		
	PENNSYLVANIA . . . . .	344	641	79	51	55	55	76	102	213	436		
	EAST NORTH CENTRAL												
	OHIO . . . . .	1 811	926	327	27	43	36	40	25	351	229		
	INDIANA . . . . .	478	448	170	8	6	8	(2)	(2)	14	11		
	ILLINOIS . . . . .	1 922	1 467	452	23	30	20	25	16	158	92		
	MICHIGAN . . . . .	398	549	423	23	21	11	-	-	57	65		
	WISCONSIN . . . . .	484	512	333	18	44	53	1	7	25	36		
	WEST NORTH CENTRAL												
	MINNESOTA . . . . .	316	147	123	21	24	21	11	4	40	15		
	IOWA . . . . .	358	181	88	90	70	69	-	-	12	24		
	MISSOURI . . . . .	621	1 045	383	37	47	39	9	9	23	23		
	KANSAS . . . . .	362	465	226	5	6	13	-	-	1	1		
	SOUTH ATLANTIC												
	DELAWARE . . . . .	93	67	41	7	7	14	2	1	48	33		
	MARYLAND . . . . .	479	473	122	7	8	18	40	39	184	206		
	VIRGINIA . . . . .	89	7	6	30	35	48	21	1	3	(2)		
	NORTH CAROLINA . . . . .	211	134	19	54	93	64	4	(2)	47	4		
	SOUTH CAROLINA . . . . .	166	238	74	38	40	37	10	19	14	18		
	GEORGIA . . . . .	469	1 143	458	48	59	65	9	25	31	83		
	FLORIDA . . . . .	140	64	22	70	69	84	-	-	3	2		
	EAST SOUTH CENTRAL												
	TENNESSEE . . . . .	153	33	18	69	76	78	(2)	(2)	3	(2)		
	ALABAMA . . . . .	106	167	71	100	100	100	1	1	22	38		
	WEST SOUTH CENTRAL												
	ARKANSAS . . . . .	87	6	4	20	19	20	2	(2)	21	1		
	LOUISIANA . . . . .	95	116	25	100	100	100	-	-	-	-		
	TEXAS . . . . .	367	488	134	27	30	33	1	(2)	1	(2)		
	MOUNTAIN												
	ARIZONA . . . . .	131	16	14	27	27	30	(2)	(2)	1	(2)		
	PACIFIC												
	CALIFORNIA . . . . .	1 431	2 647	514	23	23	4	-	-	20	19		
285	PAINTS OR ALLIED PRODUCTS . . . . .	6 428	6 236	1 871	17	17	23	364	341	846	764		
	NEW ENGLAND												
	VERMONT . . . . .	5	8	1	100	100	100	4	6	1	2		
	MASSACHUSETTS . . . . .	101	110	7	69	69	88	87	97	14	14		
	MIDDLE ATLANTIC												
	NEW YORK . . . . .	304	188	106	19	20	23	31	20	66	37		
	NEW JERSEY . . . . .	595	528	130	76	76	87	72	61	286	251		
	PENNSYLVANIA . . . . .	343	392	74	30	41	46	31	33	181	214		
	EAST NORTH CENTRAL												
	OHIO . . . . .	669	551	220	32	31	35	84	56	73	59		
	INDIANA . . . . .	105	78	22	20	19	25	-	-	25	19		
	ILLINOIS . . . . .	866	878	320	64	69	79	(2)	(2)	22	14		
	MICHIGAN . . . . .	510	412	125	80	80	86	(2)	(2)	94	70		
	WISCONSIN . . . . .	101	118	55	56	61	74	-	-	2	1		
	WEST NORTH CENTRAL												
	MINNESOTA . . . . .	45	41	6	69	68	44	-	-	(2)	(2)		
	MISSOURI . . . . .	229	553	172	51	75	64	-	-	7	6		
	SOUTH ATLANTIC												
	MARYLAND . . . . .	133	179	70	49	42	25	9	17	54	56		
	WEST VIRGINIA . . . . .	10	11	6	100	100	100	-	-	1	(2)		
	NORTH CAROLINA . . . . .	124	135	21	48	48	61	1	1	(2)	(2)		
	SOUTH CAROLINA . . . . .	15	23	6	100	100	100	-	-	-	-		
	GEORGIA . . . . .	224	194	40	62	60	60	-	-	1	1		
	FLORIDA . . . . .	85	97	40	98	99	100	-	-	3	3		
	EAST SOUTH CENTRAL												
	KENTUCKY . . . . .	240	150	24	73	70	73	-	-	-	-		
	WEST SOUTH CENTRAL												
	LOUISIANA . . . . .	17	7	1	100	100	100	-	-	-	-		
	TEXAS . . . . .	422	423	179	61	67	68	-	-	-	-		
	MOUNTAIN												
	COLORADO . . . . .	27	12	3	100	100	100	-	-	-	-		
	PACIFIC												
	OREGON . . . . .	38	30	2	69	71	100	-	-	-	-		
	CALIFORNIA . . . . .	769	613	116	15	12	19	-	-	-	-		
286	INDUSTRIAL ORGANIC CHEMICALS . . . . .	30 232	86 691	32 296	7	10	10	693	1 164	3 626	6 898		
	NEW ENGLAND												
	RHODE ISLAND . . . . .	83	23	11	14	18	24	6	3	29	9		
	CONNECTICUT . . . . .	186	146	123	18	13	19	20	16	22	18		
	MIDDLE ATLANTIC												
	NEW YORK . . . . .	692	1 460	232	12	25	19	23	10	189	996		





TABLE 9. SHIPMENTS BY MANUFACTURING ESTABLISHMENTS--INDUSTRY GROUP AND ORIGIN BY DESTINATION: 1977--CON.

SIC CODE	INDUSTRY DESCRIPTION AND STATE OF ORIGIN	ALL SHIPMENTS						VALUE (MILLION DOLLARS) AND TONS (THOUSANDS) OF SHIPMENTS BY DESTINATION					
		VALUE (MILLION DOLLARS) (A)	TONS (THOUSANDS) (B)	TON-MILES (MILLIONS) (C)	STANDARD ERROR (PERCENT) FOR COLUMNS--			NEW ENGLAND		MIDDLE ATLANTIC			
					A	B	C	VALUE	TONS	VALUE	TONS		
286	INDUSTRIAL ORGANIC CHEMICALS. . . . .												
	MIDDLE ATLANTIC												
	NEW JERSEY. . . . .	2 727	3 546	2 050	25	21	39	91	90	869	1 128		
	PENNSYLVANIA. . . . .	849	1 474	445	44	50	44	49	103	231	529		
	EAST NORTH CENTRAL												
	OHIO. . . . .	992	935	343	47	72	69	70	85	254	286		
	INDIANA. . . . .	155	135	69	100	100	100	4	4	45	47		
	ILLINOIS. . . . .	778	1 306	619	38	32	37	79	97	149	173		
	MICHIGAN. . . . .	765	1 727	374	30	59	33	15	5	150	62		
	WISCONSIN. . . . .	56	23	11	92	85	75	1	(Z)	13	5		
	WEST NORTH CENTRAL												
	MINNESOTA. . . . .	28	134	30	100	100	100	-	-	-	-		
	MISSOURI. . . . .	317	377	195	13	24	23	1	5	91	49		
	NORTH DAKOTA. . . . .	8	56	52	7	10	7	1	3	2	14		
	KANSAS. . . . .	68	30	25	100	100	100	-	-	25	10		
	SOUTH ATLANTIC												
	DELAWARE. . . . .	152	91	35	54	66	89	1	(Z)	75	51		
	VIRGINIA. . . . .	366	3 215	851	17	15	10	17	196	95	1 009		
	WEST VIRGINIA. . . . .	1 788	4 086	814	11	26	32	30	44	256	426		
	NORTH CAROLINA. . . . .	299	753	47	44	83	46	13	13	7	4		
	SOUTH CAROLINA. . . . .	300	305	16	86	75	69	(Z)	(Z)	-	-		
	GEORGIA. . . . .	320	675	289	18	20	12	11	14	39	73		
	FLORIDA. . . . .	220	902	380	67	82	81	9	7	20	34		
	EAST SOUTH CENTRAL												
	KENTUCKY. . . . .	666	2 320	655	10	11	19	22	53	54	200		
	TENNESSEE. . . . .	751	844	242	40	41	33	13	16	53	52		
	ALABAMA. . . . .	597	3 279	1 174	36	66	66	1	8	15	35		
	MISSISSIPPI. . . . .	46	244	90	100	100	100	-	-	-	-		
	WEST SOUTH CENTRAL												
	ARKANSAS. . . . .	191	327	224	65	35	33	6	31	21	48		
	LOUISIANA. . . . .	4 401	22 185	5 906	10	15	16	31	56	125	279		
	TEXAS. . . . .	10 802	31 261	15 152	12	16	15	154	265	587	1 175		
	MOUNTAIN												
	COLORADO. . . . .	99	10	9	15	12	14	-	-	12	1		
	PACIFIC												
	OREGON. . . . .	24	119	59	47	46	44	-	-	-	-		
	CALIFORNIA. . . . .	600	3 156	1 121	15	9	33	-	-	7	9		
287	AGRICULTURAL CHEMICALS. . . . .	9 890	72 624	20 533	10	10	14	211	2 333	565	5 123		
	MIDDLE ATLANTIC												
	NEW YORK. . . . .	179	2 796	356	47	80	90	32	786	104	1 630		
	PENNSYLVANIA. . . . .	154	1 423	153	63	63	32	7	86	95	937		
	EAST NORTH CENTRAL												
	OHIO. . . . .	518	1 815	339	13	12	12	25	43	38	108		
	INDIANA. . . . .	384	959	39	24	92	24	-	-	-	-		
	ILLINOIS. . . . .	310	2 601	419	47	53	59	-	-	-	-		
	MICHIGAN. . . . .	60	71	30	100	100	100	-	-	2	1		
	WISCONSIN. . . . .	39	164	34	84	97	95	1	3	1	3		
	WEST NORTH CENTRAL												
	MISSOURI. . . . .	407	1 199	379	22	54	45	(Z)	(Z)	31	56		
	KANSAS. . . . .	152	617	200	15	10	10	(Z)	(Z)	5	39		
	SOUTH ATLANTIC												
	DELAWARE. . . . .	21	110	2	100	100	100	-	-	-	-		
	MARYLAND. . . . .	47	198	47	100	100	100	26	103	10	49		
	VIRGINIA. . . . .	107	1 104	98	34	36	37	-	-	4	38		
	NORTH CAROLINA. . . . .	380	3 177	323	45	49	65	2	1	5	28		
	GEORGIA. . . . .	431	4 101	528	31	30	19	-	-	3	52		
	FLORIDA. . . . .	1 429	17 593	6 846	11	9	9	11	81	49	443		
	EAST SOUTH CENTRAL												
	KENTUCKY. . . . .	74	878	147	59	85	89	-	-	3	6		
	TENNESSEE. . . . .	197	1 319	444	23	16	19	2	13	6	54		
	ALABAMA. . . . .	321	655	237	24	12	15	3	1	4	17		
	MISSISSIPPI. . . . .	306	2 777	296	25	26	15	(Z)	(Z)	4	3		
	WEST SOUTH CENTRAL												
	ARKANSAS. . . . .	156	1 246	422	92	90	94	-	-	-	-		
	LOUISIANA. . . . .	1 254	8 109	4 245	31	37	40	78	770	31	179		
	OKLAHOMA. . . . .	201	2 398	244	90	93	81	-	-	-	-		
	TEXAS. . . . .	810	4 191	1 239	22	34	30	3	1	28	69		
	MOUNTAIN												
	IDAHO. . . . .	165	1 979	876	27	25	19	-	-	-	-		
	COLORADO. . . . .	12	11	4	100	100	100	-	-	-	-		
	NEW MEXICO. . . . .	34	345	254	100	100	100	-	-	-	-		
	ARIZONA. . . . .	46	303	11	100	100	100	-	-	-	-		
	UTAH. . . . .	18	135	61	100	100	100	-	-	-	-		
	PACIFIC												
	WASHINGTON. . . . .	49	474	84	89	88	95	-	-	-	-		
	OREGON. . . . .	19	21	1	100	100	100	-	-	(Z)	(Z)		
	CALIFORNIA. . . . .	574	3 741	713	24	22	26	-	-	-	-		
289	MISCELLANEOUS CHEMICAL PRODUCTS . . . . .	7 728	19 913	6 655	9	17	16	191	326	1 133	3 171		
	NEW ENGLAND												
	MAINE. . . . .	2	2	2	100	100	100	(Z)	(Z)	(Z)	(Z)		



TABLE 9. SHIPMENTS BY MANUFACTURING ESTABLISHMENTS--INDUSTRY GROUP AND ORIGIN BY DESTINATION: 1977--CON.

SIC CODE	INDUSTRY DESCRIPTION AND STATE OF ORIGIN	ALL SHIPMENTS						VALUE (MILLION DOLLARS) AND TONS (THOUSANDS) OF SHIPMENTS BY DESTINATION					
		VALUE (HILLION DOLLARS) (A)	TONS (THOU-SANDS) (B)	TON-MILES (MIL-LIONS) (C)	STANDARD ERROR (PERCENT) FOR COLUMNS--			NEW ENGLAND		MIDDLE ATLANTIC			
					A	B	C	VALUE	TONS	VALUE	TONS		
289	MISCELLANEOUS CHEMICAL PRODUCTS . . . . .												
	NEW ENGLAND												
	HASSACHUSETTS . . . . .	248	301	177	67	93	95	33	13	41	10		
	CONNECTICUT . . . . .	124	8	8	19	40	34	(Z)	(Z)	23	1		
	MIDDLE ATLANTIC												
	NEW YORK . . . . .	378	1 507	515	34	64	46	14	169	203	833		
	NEW JERSEY . . . . .	641	528	157	34	31	27	76	49	311	297		
	PENNSYLVANIA . . . . .	323	1 556	135	35	89	56	12	19	176	1 446		
	EAST NORTH CENTRAL												
	OHIO . . . . .	731	1 117	311	22	30	29	15	12	84	94		
	INDIANA . . . . .	119	163	41	100	100	100	-	-	50	49		
	ILLINOIS . . . . .	914	1 311	439	39	37	42	7	7	26	27		
	MICHIGAN . . . . .	390	536	249	25	28	48	-	-	7	20		
	WISCONSIN . . . . .	135	105	5	74	87	71	(Z)	(Z)	3	1		
	WEST NORTH CENTRAL												
	MINNESOTA . . . . .	64	44	11	65	63	83	(Z)	(Z)	(Z)	(Z)		
	MISSOURI . . . . .	288	508	276	30	70	77	1	1	13	40		
	KANSAS . . . . .	81	1 763	489	91	98	95	1	3	(Z)	1		
	SOUTH ATLANTIC												
	MARYLAND . . . . .	91	11	13	18	35	32	2	(Z)	3	(Z)		
	DISTRICT OF COLUMBIA . . . . .	19	4	(Z)	22	25	46	1	(Z)	1	(Z)		
	VIRGINIA . . . . .	144	298	60	100	100	100	8	6	43	45		
	WEST VIRGINIA . . . . .	78	135	46	35	65	68	5	12	10	25		
	NORTH CAROLINA . . . . .	145	372	53	59	90	80	1	(Z)	3	31		
	GEORGIA . . . . .	215	239	93	71	72	70	-	-	13	17		
	FLORIDA . . . . .	82	135	64	41	17	18	-	-	9	20		
	EAST SOUTH CENTRAL												
	KENTUCKY . . . . .	105	701	17	100	100	100	-	-	-	-		
	TENNESSEE . . . . .	187	258	126	77	82	93	2	3	17	23		
	ALABAMA . . . . .	77	173	72	62	78	83	-	-	6	12		
	WEST SOUTH CENTRAL												
	ARKANSAS . . . . .	23	77	29	100	100	100	-	-	(Z)	1		
	LOUISIANA . . . . .	322	1 053	403	40	35	12	4	13	14	43		
	OKLAHOMA . . . . .	48	188	69	100	100	100	-	-	-	-		
	TEXAS . . . . .	706	1 376	871	39	22	20	5	16	21	57		
	MOUNTAIN												
	UTAH . . . . .	29	602	266	64	98	97	-	-	1	(Z)		
	PACIFIC												
	WASHINGTON . . . . .	57	37	59	100	100	100	-	-	3	3		
	OREGON . . . . .	122	497	143	86	91	94	-	-	3	21		
	CALIFORNIA . . . . .	596	1 803	393	39	56	54	1	(Z)	33	38		
29	PETROLEUM OR COAL PRODUCTS . . . . .	97 092	972 915	215 004	10	11	12	2 219	29 270	11 994	114 231		
	NEW ENGLAND												
	MAINE . . . . .	16	1 017	16	100	100	100	16	1 017	-	-		
	HASSACHUSETTS . . . . .	172	5 420	113	37	63	37	156	5 322	13	82		
	CONNECTICUT . . . . .	67	4 293	29	75	75	56	67	4 293	-	-		
	MIDDLE ATLANTIC												
	NEW YORK . . . . .	756	23 339	549	9	39	52	2	5	689	23 066		
	NEW JERSEY . . . . .	4 127	14 889	3 421	3	8	26	182	1 765	3 744	11 898		
	PENNSYLVANIA . . . . .	5 555	53 278	6 512	13	13	17	753	6 838	3 725	40 480		
	EAST NORTH CENTRAL												
	OHIO . . . . .	3 953	45 785	3 251	7	31	14	8	13	136	1 234		
	INDIANA . . . . .	2 725	25 616	2 204	24	22	24	-	-	16	194		
	ILLINOIS . . . . .	7 463	66 234	9 148	6	5	5	3	5	29	220		
	MICHIGAN . . . . .	1 081	5 672	393	12	19	26	3	3	73	591		
	WISCONSIN . . . . .	232	284	84	74	77	98	-	-	4	4		
	WEST NORTH CENTRAL												
	MINNESOTA . . . . .	1 396	15 688	1 264	70	60	74	-	-	(Z)	1		
	MISSOURI . . . . .	684	6 019	1 348	15	9	9	-	-	-	-		
	NEBRASKA . . . . .	52	137	32	15	19	21	4	3	-	-		
	KANSAS . . . . .	2 667	23 311	7 108	41	42	55	1	17	1	16		
	SOUTH ATLANTIC												
	DELAWARE . . . . .	811	11 955	1 045	27	46	42	115	1 129	534	6 641		
	MARYLAND . . . . .	167	1 089	281	100	100	100	-	-	7	40		
	VIRGINIA . . . . .	318	8 496	2 602	100	100	100	59	1 843	128	3 877		
	WEST VIRGINIA . . . . .	251	2 092	624	21	15	21	-	-	29	276		
	NORTH CAROLINA . . . . .	85	586	91	100	100	100	-	-	(Z)	3		
	GEORGIA . . . . .	228	5 351	168	63	60	77	-	-	-	-		
	FLORIDA . . . . .	105	2 610	40	69	86	74	-	-	-	-		
	EAST SOUTH CENTRAL												
	KENTUCKY . . . . .	999	8 217	970	2	1	4	-	-	130	1 097		
	TENNESSEE . . . . .	349	8 045	138	18	59	27	-	-	-	-		
	ALABAMA . . . . .	556	6 277	808	100	100	100	-	-	-	-		
	MISSISSIPPI . . . . .	2 144	34 088	11 138	24	41	51	-	-	-	-		
	WEST SOUTH CENTRAL												
	ARKANSAS . . . . .	430	5 963	933	10	42	13	-	-	-	-		
	LOUISIANA . . . . .	11 036	115 798	39 584	15	15	25	14	133	1 591	14 845		
	OKLAHOMA . . . . .	3 343	40 240	10 290	66	64	73	(Z)	1	1	2		
	TEXAS . . . . .	27 155	232 689	76 562	9	9	17	814	6 044	1 080	8 891		
	MOUNTAIN												
	MONTANA . . . . .	738	8 899	1 328	90	91	79	-	-	(Z)	2		











TABLE 9. SHIPMENTS BY MANUFACTURING ESTABLISHMENTS--INDUSTRY GROUP AND ORIGIN BY DESTINATION: 1977--CON.

SIC CODE	INDUSTRY DESCRIPTION AND STATE OF ORIGIN	ALL SHIPMENTS						VALUE (MILLION DOLLARS) AND TONS (THOUSANDS) OF SHIPMENTS BY DESTINATION					
		VALUE (MILLION DOLLARS) (A)	TONS (THOU- SANDS) (B)	TON-MILES (MIL- LIONS) (C)	STANDARD ERROR (PERCENT) FOR COLUMNS--			NEW ENGLAND		MIDDLE ATLANTIC			
					A	B	C	VALUE	TONS	VALUE	TONS		
295	PAVING OR ROOFING MATERIALS . . . . .												
	PACIFIC												
	WASHINGTON . . . . .	74	5 860	101	38	48	61	-	-	-	-	-	-
	OREGON . . . . .	72	196	54	57	75	80	-	-	-	-	-	-
	CALIFORNIA . . . . .	313	11 053	221	39	40	53	-	-	-	-	-	-
	ALASKA . . . . .	3	181	9	100	100	100	-	-	-	-	-	-
299	HISC. PETROLEUM OR COAL PRODUCTS . . . . .	2 102	10 789	3 409	16	19	20	92	175	331	2 564		
	NEW ENGLAND												
	MASSACHUSETTS . . . . .	40	74	5	100	100	100	40	74	-	-		
	MIDDLE ATLANTIC												
	NEW YORK . . . . .	54	126	23	26	25	37	2	5	42	96		
	NEW JERSEY . . . . .	128	670	33	72	87	67	1	2	117	656		
	PENNSYLVANIA . . . . .	188	1 386	133	35	73	42	28	58	83	1 188		
	EAST NORTH CENTRAL												
	OHIO . . . . .	150	269	71	65	56	53	2	5	14	24		
	INDIANA . . . . .	16	129	2	100	100	100	-	-	-	-		
	ILLINOIS . . . . .	305	1 616	261	19	52	27	3	3	13	123		
	MICHIGAN . . . . .	108	183	32	79	83	76	2	1	12	22		
	WISCONSIN . . . . .	28	34	10	74	77	98	-	-	(Z)	(Z)		
	WEST NORTH CENTRAL												
	MINNESOTA . . . . .	40	92	29	72	70	76	-	-	(Z)	1		
	MISSOURI . . . . .	85	235	30	100	100	100	-	-	-	-		
	NEBRASKA . . . . .	26	67	16	15	19	21	2	1	-	-		
	KANSAS . . . . .	61	185	61	55	50	38	-	-	(Z)	(Z)		
	SOUTH ATLANTIC												
	WEST VIRGINIA . . . . .	41	342	102	21	15	21	-	-	5	45		
	GEORGIA . . . . .	20	31	8	100	100	100	-	-	-	-		
	WEST SOUTH CENTRAL												
	LOUISIANA . . . . .	229	1 114	586	38	69	84	-	-	23	235		
	OKLAHOMA . . . . .	72	426	261	18	30	26	(Z)	(Z)	(Z)	1		
	TEXAS . . . . .	94	1 343	7	-	-	-	-	-	-	-		
	PACIFIC												
	CALIFORNIA . . . . .	271	1 680	1 450	35	31	30	(Z)	(Z)	5	47		
30	RUBBER OR HISC. PLASTICS PRODUCTS . . . . .	39 521	20 625	10 200	10	19	12	1 652	933	6 042	3 012		
	NEW ENGLAND												
	MAINE . . . . .	143	25	11	78	78	71	116	17	(Z)	(Z)		
	NEW HAMPSHIRE . . . . .	292	100	114	86	90	97	47	14	26	9		
	MASSACHUSETTS . . . . .	1 508	997	818	18	20	25	439	277	109	68		
	CONNECTICUT . . . . .	623	136	95	65	68	64	156	47	106	13		
	MIDDLE ATLANTIC												
	NEW YORK . . . . .	1 623	407	175	60	47	47	40	6	536	167		
	NEW JERSEY . . . . .	2 022	1 281	326	47	53	56	111	96	1 164	716		
	PENNSYLVANIA . . . . .	2 130	912	345	28	29	18	29	16	926	376		
	EAST NORTH CENTRAL												
	OHIO . . . . .	5 370	3 523	1 485	21	51	21	127	126	705	449		
	INDIANA . . . . .	1 705	926	318	30	30	44	30	17	202	107		
	ILLINOIS . . . . .	2 604	2 036	560	30	36	25	19	5	342	187		
	MICHIGAN . . . . .	1 795	652	169	65	55	51	1	(Z)	87	38		
	WISCONSIN . . . . .	852	240	81	60	56	33	7	3	161	17		
	WEST NORTH CENTRAL												
	MINNESOTA . . . . .	479	141	13	87	95	69	(Z)	(Z)	4	1		
	IOWA . . . . .	814	545	229	7	37	7	34	16	78	33		
	MISSOURI . . . . .	654	178	89	45	60	61	1	(Z)	35	16		
	NEBRASKA . . . . .	194	66	42	39	53	62	2	(Z)	9	(Z)		
	KANSAS . . . . .	627	274	187	44	42	59	(Z)	(Z)	62	30		
	SOUTH ATLANTIC												
	DELAWARE . . . . .	185	45	19	91	86	75	55	13	35	8		
	MARYLAND . . . . .	513	247	155	9	7	14	1	(Z)	118	50		
	VIRGINIA . . . . .	826	519	253	22	24	23	34	26	175	105		
	WEST VIRGINIA . . . . .	64	6	2	89	71	76	(Z)	(Z)	9	(Z)		
	NORTH CAROLINA . . . . .	1 318	458	228	50	35	44	30	15	112	62		
	SOUTH CAROLINA . . . . .	699	302	139	68	70	70	17	5	38	11		
	GEORGIA . . . . .	782	248	154	27	16	21	84	24	74	24		
	FLORIDA . . . . .	430	446	113	80	95	83	7	3	11	2		
	EAST SOUTH CENTRAL												
	KENTUCKY . . . . .	693	496	278	59	59	61	21	17	104	86		
	TENNESSEE . . . . .	1 439	871	348	27	36	29	47	67	94	48		
	ALABAMA . . . . .	1 290	886	577	25	25	26	22	39	225	126		
	MISSISSIPPI . . . . .	338	355	259	26	16	17	11	12	46	75		
	WEST SOUTH CENTRAL												
	ARKANSAS . . . . .	556	403	208	51	54	35	13	7	39	28		
	OKLAHOMA . . . . .	732	349	231	11	10	10	4	2	55	26		
	TEXAS . . . . .	1 491	726	613	43	40	44	9	7	43	29		
	MOUNTAIN												
	COLORADO . . . . .	424	53	49	25	22	25	5	(Z)	56	4		
	ARIZONA . . . . .	87	12	7	100	100	100	-	-	-	-		
	UTAH . . . . .	48	13	13	15	15	17	-	-	-	-		
	PACIFIC												
	WASHINGTON . . . . .	207	102	13	93	99	90	3	(Z)	1	(Z)		



TABLE 9. SHIPMENTS BY MANUFACTURING ESTABLISHMENTS--INDUSTRY GROUP AND ORIGIN BY DESTINATION: 1977--CON.

SIC CODE	INDUSTRY DESCRIPTION AND STATE OF ORIGIN	ALL SHIPMENTS						VALUE (MILLION DOLLARS) AND TONS (THOUSANDS) OF SHIPMENTS BY DESTINATION				
		VALUE (MILLION DOLLARS) (A)	TONS (THOUSANDS) (B)	TON-MILES (MILLIONS) (C)	STANDARD ERROR (PERCENT) FOR COLUMNS--			NEW ENGLAND		MIDDLE ATLANTIC		
					A	B	C	VALUE	TONS	VALUE	TONS	
30	RUBBER OR MISC. PLASTICS PRODUCTS . . . . .											
	PACIFIC											
	OREGON . . . . .	114	23	32	100	100	100	4	1	17	3	
	CALIFORNIA . . . . .	3 310	1 399	1 270	37	53	74	20	6	168	82	
301	TIRES OR INNER TUBES . . . . .	8 965	5 148	2 901	8	45	7	157	121	1 160	636	
	NEW ENGLAND											
	MASSACHUSETTS . . . . .	136	55	33	12	12	21	26	10	14	6	
	MIDDLE ATLANTIC											
	NEW YORK . . . . .	129	66	52	8	8	20	(Z)	(Z)	31	16	
	PENNSYLVANIA . . . . .	599	340	206	6	8	17	4	2	163	95	
	EAST NORTH CENTRAL											
	OHIO . . . . .	1 372	947	340	31	85	15	22	48	114	67	
	INDIANA . . . . .	214	196	54	11	45	14	-	-	27	15	
	ILLINOIS . . . . .	490	295	142	9	6	11	1	1	60	37	
	MICHIGAN . . . . .	320	154	46	6	7	15	(Z)	(Z)	38	16	
	WISCONSIN . . . . .	151	63	45	12	12	13	6	2	8	3	
	WEST NORTH CENTRAL											
	IOWA . . . . .	371	165	92	11	10	12	21	11	15	7	
	MISSOURI . . . . .	20	10	5	100	100	100	(Z)	(Z)	(Z)	(Z)	
	KANSAS . . . . .	353	148	80	14	15	21	(Z)	(Z)	26	13	
	SOUTH ATLANTIC											
	MARYLAND . . . . .	219	113	68	10	7	17	-	-	52	23	
	VIRGINIA . . . . .	303	202	111	53	64	49	5	6	49	29	
	NORTH CAROLINA . . . . .	450	293	195	37	46	49	11	8	92	54	
	SOUTH CAROLINA . . . . .	157	75	34	4	11	17	-	-	7	2	
	GEORGIA . . . . .	217	111	71	19	19	24	9	5	24	13	
	EAST SOUTH CENTRAL											
	KENTUCKY . . . . .	211	174	99	9	9	12	6	5	40	33	
	TENNESSEE . . . . .	668	337	192	4	4	11	3	2	65	32	
	ALABAMA . . . . .	829	439	305	37	39	42	4	2	186	96	
	MISSISSIPPI . . . . .	155	82	63	52	55	54	6	3	12	7	
	WEST SOUTH CENTRAL											
	ARKANSAS . . . . .	193	105	88	10	10	13	11	6	31	17	
	OKLAHOMA . . . . .	516	242	162	11	11	11	3	1	39	19	
	TEXAS . . . . .	313	271	208	11	25	31	4	3	35	25	
	PACIFIC											
	CALIFORNIA . . . . .	479	223	183	12	11	13	-	-	16	7	
302	RUBBER OR PLASTIC FOOTWEAR . . . . .	517	125	88	16	16	22	123	31	107	24	
	NEW ENGLAND											
	MAINE . . . . .	18	3	1	78	78	71	15	2	(Z)	(Z)	
	NEW HAMPSHIRE . . . . .	33	8	3	71	71	77	24	6	1	(Z)	
	MASSACHUSETTS . . . . .	17	3	1	100	100	100	13	2	(Z)	(Z)	
	CONNECTICUT . . . . .	101	16	15	27	25	43	4	1	54	8	
	MIDDLE ATLANTIC											
	NEW YORK . . . . .	7	2	(Z)	100	100	100	-	-	7	2	
	PENNSYLVANIA . . . . .	35	6	4	100	100	100	-	-	11	3	
	EAST NORTH CENTRAL											
	INDIANA . . . . .	12	5	4	100	100	100	(Z)	(Z)	1	1	
	ILLINOIS . . . . .	15	4	3	100	100	100	-	-	3	1	
	SOUTH ATLANTIC											
	MARYLAND . . . . .	44	15	13	16	13	23	1	(Z)	9	3	
	WEST VIRGINIA . . . . .	4	1	(Z)	100	100	100	-	-	-	-	
	NORTH CAROLINA . . . . .	33	9	5	22	9	11	18	6	-	-	
	GEORGIA . . . . .	72	15	8	73	81	100	36	9	-	-	
	FLORIDA . . . . .	43	16	15	17	18	25	7	3	1	(Z)	
303	RECLAIMED RUBBER . . . . .	40	102	39	6	7	8	2	5	2	7	
	MIDDLE ATLANTIC											
	NEW JERSEY . . . . .	2	4	1	32	28	41	(Z)	1	(Z)	1	
	EAST NORTH CENTRAL											
	OHIO . . . . .	4	20	3	27	26	45	1	3	1	2	
	ILLINOIS . . . . .	12	16	5	34	45	35	-	-	(Z)	(Z)	
	EAST SOUTH CENTRAL											
	TENNESSEE . . . . .	8	28	14	9	9	11	-	-	(Z)	2	
	MISSISSIPPI . . . . .	7	22	12	3	2	4	(Z)	1	(Z)	1	
	PACIFIC											
	CALIFORNIA . . . . .	3	4	(Z)	21	32	45	-	-	-	-	
304	RUBBER OR PLASTIC HOSE OR BELTING . . . . .	1 772	901	541	9	10	16	40	16	193	63	
	NEW ENGLAND											
	MASSACHUSETTS . . . . .	50	31	20	19	19	29	9	6	14	9	
	CONNECTICUT . . . . .	9	(Z)	(Z)	100	100	100	(Z)	(Z)	4	(Z)	
	MIDDLE ATLANTIC											
	NEW JERSEY . . . . .	135	30	16	38	30	21	3	1	37	9	
	PENNSYLVANIA . . . . .	21	2	(Z)	100	100	100	9	1	9	1	
	EAST NORTH CENTRAL											
	OHIO . . . . .	450	434	274	16	19	29	3	3	42	18	



VALUE (MILLION DOLLARS) AND TONS (THOUSANDS) OF SHIPMENTS BY DESTINATION

EAST NORTH CENTRAL		WEST NORTH CENTRAL		SOUTH ATLANTIC		EAST SOUTH CENTRAL		WEST SOUTH CENTRAL		MOUNTAIN		PACIFIC		UNKNOWN		SIC AND AREA CODE	
VALUE	TONS	VALUE	TONS	VALUE	TONS	VALUE	TONS	VALUE	TONS	VALUE	TONS	VALUE	TONS	VALUE	TONS		
																30	
26	6	19	3	1	(Z)	10	2	9	1	5	2	21	4	2	(Z)	PAC OR CA	
204	118	60	19	162	85	305	192	571	120	144	140	1 597	619	79	19		
2 538	1 467	1 041	573	1 002	573	834	466	729	423	273	140	824	439	406	310	301	
44	18	11	4	19	8	12	5	4	2	(Z)	(Z)	6	2	-	-	NE MA	
23	12	12	6	13	7	15	8	8	4	3	2	22	11	1	1	MA NY PA	
160	79	48	45	75	43	41	24	51	27	6	3	48	21	3	1		
355	231	83	48	146	105	85	44	76	39	20	12	84	48	386	305	ENC OH	
83	123	17	9	17	9	37	20	16	9	12	8	4	2	-	-	IN	
187	125	69	43	59	31	33	18	34	18	6	3	38	19	3	1	IL	
189	92	19	14	10	4	33	14	20	8	5	2	6	3	1	(Z)	MI	
41	19	26	10	18	7	15	6	9	4	13	5	16	7	-	-	WI	
67	32	143	62	44	17	27	9	21	10	18	8	16	9	-	-	WNC IA	
4	2	4	2	3	2	2	1	2	1	1	1	-	-	2	(Z)	MO	
136	59	79	33	7	3	43	19	30	13	30	7	1	(Z)	(Z)	(Z)	KS	
43	23	33	17	34	23	25	12	11	6	1	1	20	9	-	-	SA MD	
125	83	7	3	5	2	82	62	6	3	11	6	14	9	(Z)	(Z)	VA	
126	87	63	46	65	35	38	26	14	9	15	11	25	17	-	-	NC	
71	27	13	5	44	25	6	10	6	2	2	1	7	2	-	-	SC	
31	16	16	7	66	32	30	18	30	14	-	-	11	6	-	-	GA	
76	62	22	18	32	27	12	10	9	7	(Z)	(Z)	15	12	-	-	ESC KY	
212	95	130	57	47	29	94	57	54	30	9	4	53	30	-	-	TN	
215	113	49	26	118	56	49	24	111	72	27	15	66	33	5	2	AL	
27	14	13	6	31	17	15	7	24	13	5	3	22	12	-	-	MS	
43	23	27	15	22	12	15	8	22	12	5	3	17	9	-	-	WSC AR	
186	85	96	47	50	25	40	19	41	23	17	8	39	14	4	(Z)	OK	
29	18	43	41	62	46	31	22	72	65	7	10	30	40	-	-	TX	
34	15	13	6	4	2	45	19	56	29	56	27	254	119	(Z)	(Z)	PAC CA	
43	12	27	6	116	28	7	1	32	7	10	1	48	13	5	1	302	
-	-	-	-	3	1	-	-	-	-	-	-	-	-	-	-	-	NE ME
6	1	(Z)	(Z)	1	(Z)	(Z)	(Z)	1	(Z)	-	-	(Z)	(Z)	(Z)	(Z)	(Z)	NH
(Z)	(Z)	(Z)	(Z)	4	1	(Z)	(Z)	(Z)	(Z)	(Z)	(Z)	(Z)	(Z)	-	-	-	MA
2	(Z)	(Z)	(Z)	5	1	1	(Z)	10	2	3	(Z)	15	3	5	1	1	CT
-	-	-	-	-	-	-	-	-	-	-	-	-	-	-	-	-	MA NY PA
1	(Z)	1	(Z)	7	1	(Z)	(Z)	7	1	2	(Z)	6	1	-	-	-	
1	1	2	1	6	2	(Z)	(Z)	(Z)	(Z)	(Z)	(Z)	2	1	-	-	-	ENC IN
2	(Z)	5	1	1	(Z)	1	(Z)	1	(Z)	1	(Z)	2	(Z)	-	-	-	IL
13	5	6	1	6	3	1	(Z)	1	(Z)	(Z)	(Z)	8	3	-	-	-	SA MD
(Z)	(Z)	-	-	4	1	-	-	-	-	-	-	-	-	-	-	-	WV
(Z)	(Z)	-	-	15	3	-	-	-	-	-	-	-	-	-	-	-	NC
6	2	(Z)	(Z)	29	5	(Z)	(Z)	-	-	-	-	(Z)	(Z)	-	-	-	GA
4	1	1	(Z)	17	6	2	1	6	2	(Z)	(Z)	4	2	-	-	-	FL
14	37	9	18	3	9	4	12	2	7	(Z)	(Z)	5	7	-	-	-	303
(Z)	(Z)	-	-	(Z)	(Z)	1	1	-	-	-	-	-	-	-	-	-	MA NJ
3	14	-	-	-	-	(Z)	(Z)	-	-	-	-	-	-	-	-	-	ENC OH
6	7	6	9	-	-	(Z)	(Z)	-	-	-	-	-	-	-	-	-	IL
3	11	2	7	1	3	(Z)	2	1	3	-	-	(Z)	(Z)	-	-	-	ESC TN
(Z)	2	-	-	2	5	3	8	1	3	-	-	(Z)	1	-	-	-	MS
-	-	-	-	-	-	-	-	-	-	(Z)	(Z)	3	4	-	-	-	PAC CA
600	320	192	82	155	80	125	65	225	135	105	105	69	24	67	12	304	
8	7	1	1	3	2	8	3	4	1	-	-	4	2	-	-	-	NE MA
(Z)	(Z)	1	(Z)	1	(Z)	(Z)	(Z)	(Z)	(Z)	-	-	1	(Z)	-	-	-	CT
25	7	9	2	24	6	6	2	10	2	4	1	7	1	11	2	2	MA NJ PA
-	-	-	-	3	(Z)	-	-	-	-	-	-	-	-	-	-	-	
179	152	63	38	40	39	19	29	37	60	29	79	19	9	18	7	7	ENC OH

TABLE 9. SHIPMENTS BY MANUFACTURING ESTABLISHMENTS--INDUSTRY GROUP AND ORIGIN BY DESTINATION: 1977--CON.

SIC CODE	INDUSTRY DESCRIPTION AND STATE OF ORIGIN	ALL SHIPMENTS						VALUE (MILLION DOLLARS) AND TONS (THOUSANDS) OF SHIPMENTS BY DESTINATION					
		VALUE (MILLION DOLLARS) (A)	TONS (THOU- SANDS) (B)	TON-MILES (MIL- LIONS) (C)	STANDARD ERROR (PERCENT) FOR COLUMNS--			NEW ENGLAND		MIDDLE ATLANTIC			
					A	B	C	VALUE	TONS	VALUE	TONS		
304	RUBBER OR PLASTIC HOSE OR BELTING . . . . .												
	EAST NORTH CENTRAL												
	ILLINOIS . . . . .	83	40	13	15	12	14	-	-	3	1		
	WEST NORTH CENTRAL												
	IOWA . . . . .	12	6	5	100	100	100	(Z)	(Z)	1	(Z)		
	MISSOURI . . . . .	88	27	19	47	66	78	1	(Z)	5	2		
	NEBRASKA . . . . .	136	46	29	39	53	62	1	(Z)	6	(Z)		
	SOUTH ATLANTIC												
	DELAWARE . . . . .	15	6	5	21	21	31	(Z)	(Z)	3	1		
	MARYLAND . . . . .	8	(Z)	(Z)	100	100	100	-	-	1	(Z)		
	NORTH CAROLINA . . . . .	132	34	18	25	33	30	(Z)	(Z)	14	5		
	SOUTH CAROLINA . . . . .	41	5	3	100	100	100	1	(Z)	4	(Z)		
	EAST SOUTH CENTRAL												
	KENTUCKY . . . . .	64	28	8	25	33	28	(Z)	(Z)	1	(Z)		
	TENNESSEE . . . . .	70	35	19	17	17	21	7	(Z)	4	12	6	
	WEST SOUTH CENTRAL												
	OKLAHOMA . . . . .	28	17	9	100	100	100	(Z)	(Z)	1	1		
	MOUNTAIN												
	COLORADO . . . . .	184	39	31	24	23	29	(Z)	(Z)	10	2		
	ARIZONA . . . . .	6	1	1	100	100	100	-	-	-	-		
	UTAH . . . . .	10	3	3	15	15	17	-	-	-	-		
306	FABRICATED RUBBER PRODUCTS . . . . .	4 562	1 788	688	10	14	18	200	125	468	197		
	NEW ENGLAND												
	MASSACHUSETTS . . . . .	224	97	49	79	89	91	96	36	10	4		
	CONNECTICUT . . . . .	95	26	27	100	100	100	6	3	5	(Z)		
	MIDDLE ATLANTIC												
	NEW YORK . . . . .	101	24	10	70	69	72	-	-	31	8		
	NEW JERSEY . . . . .	211	60	12	73	96	93	3	1	90	47		
	PENNSYLVANIA . . . . .	135	22	13	64	62	61	-	-	24	5		
	EAST NORTH CENTRAL												
	OHIO . . . . .	1 092	538	211	23	27	42	12	4	160	91		
	INDIANA . . . . .	536	250	64	31	33	25	3	1	44	17		
	ILLINOIS . . . . .	120	7	1	100	100	100	(Z)	(Z)	2	(Z)		
	MICHIGAN . . . . .	194	108	12	72	76	99	-	-	(Z)	(Z)		
	WEST NORTH CENTRAL												
	MINNESOTA . . . . .	38	1	(Z)	100	100	100	(Z)	(Z)	1	(Z)		
	IOWA . . . . .	74	31	12	10	12	15	-	-	1	1		
	MISSOURI . . . . .	47	5	(Z)	100	100	100	-	-	-	-		
	SOUTH ATLANTIC												
	VIRGINIA . . . . .	117	12	5	100	100	100	1	(Z)	18	2		
	WEST VIRGINIA . . . . .	29	2	1	100	100	100	(Z)	(Z)	5	(Z)		
	GEORGIA . . . . .	155	15	8	71	80	79	3	(Z)	17	1		
	FLORIDA . . . . .	29	6	6	69	70	74	(Z)	(Z)	5	1		
	EAST SOUTH CENTRAL												
	TENNESSEE . . . . .	259	300	97	100	100	100	27	61	6	7		
	ALABAMA . . . . .	79	11	4	63	63	51	1	(Z)	1	(Z)		
	MISSISSIPPI . . . . .	29	21	16	100	100	100	1	1	6	4		
	WEST SOUTH CENTRAL												
	TEXAS . . . . .	136	17	9	100	100	100	-	-	(Z)	(Z)		
	MOUNTAIN												
	ARIZONA . . . . .	7	1	(Z)	100	100	100	-	-	-	-		
	PACIFIC												
	WASHINGTON . . . . .	13	1	1	100	100	100	3	(Z)	1	(Z)		
	OREGON . . . . .	18	4	5	100	100	100	1	(Z)	3	(Z)		
	CALIFORNIA . . . . .	376	121	72	63	68	76	10	4	5	(Z)		
307	MISCELLANEOUS PLASTICS PRODUCTS . . . . .	23 659	12 667	5 949	16	24	22	1 049	646	4 068	2 066		
	NEW ENGLAND												
	NEW HAMPSHIRE . . . . .	213	76	94	100	100	100	16	6	22	8		
	MASSACHUSETTS . . . . .	1 080	812	716	20	24	28	295	222	70	49		
	CONNECTICUT . . . . .	346	78	42	100	100	100	128	37	31	4		
	MIDDLE ATLANTIC												
	NEW YORK . . . . .	1 343	305	108	71	62	74	39	5	453	137		
	NEW JERSEY . . . . .	1 645	1 168	292	51	53	59	103	93	1 020	649		
	PENNSYLVANIA . . . . .	1 341	542	121	43	48	42	16	13	719	272		
	EAST NORTH CENTRAL												
	OHIO . . . . .	2 432	1 572	652	41	45	48	89	68	385	269		
	INDIANA . . . . .	932	470	194	52	59	73	26	15	128	74		
	ILLINOIS . . . . .	1 883	1 673	396	43	44	36	18	4	294	147		
	MICHIGAN . . . . .	1 263	384	110	81	74	69	1	(Z)	48	22		
	WISCONSIN . . . . .	602	148	26	74	79	82	-	-	134	12		
	WEST NORTH CENTRAL												
	MINNESOTA . . . . .	424	135	12	95	95	71	(Z)	(Z)	3	1		
	IOWA . . . . .	357	342	121	9	59	11	13	5	61	25		
	MISSOURI . . . . .	499	137	65	59	78	82	-	-	29	15		
	KANSAS . . . . .	253	116	101	93	87	93	-	-	34	16		
	SOUTH ATLANTIC												
	DELAWARE . . . . .	168	38	14	100	100	100	55	12	32	7		

COPYRIGHT 1978 BY THE BUREAU OF ECONOMIC ANALYSIS

VALUE (MILLION DOLLARS) AND TONS (THOUSANDS) OF SHIPMENTS BY DESTINATION

EAST NORTH CENTRAL		WEST NORTH CENTRAL		SOUTH ATLANTIC		EAST SOUTH CENTRAL		WEST SOUTH CENTRAL		MOUNTAIN		PACIFIC		UNKNOWN		SIC AND AREA CODE
VALUE	TONS	VALUE	TONS	VALUE	TONS	VALUE	TONS	VALUE	TONS	VALUE	TONS	VALUE	TONS	VALUE	TONS	
36	24	6	2	2	1	16	7	1	(Z)	19	4	1	(Z)	(Z)	(Z)	304 ENC IL
5	3	(Z)	(Z)	1	(Z)	-	-	3	2	(Z)	(Z)	2	1	-	-	#NC IA
32	7	16	4	7	3	3	1	15	7	6	3	2	1	-	-	MO
82	30	17	6	6	2	9	2	8	4	(Z)	(Z)	6	2	-	-	NE
4	1	2	1	3	1	(Z)	(Z)	4	2	-	-	-	-	-	-	SA OE
(Z)	(Z)	(Z)	(Z)	1	(Z)	(Z)	(Z)	2	(Z)	2	(Z)	1	(Z)	-	-	MO
26	7	9	4	17	5	12	3	17	7	-	-	6	1	31	2	NC
21	2	2	(Z)	2	(Z)	5	1	2	(Z)	1	(Z)	2	(Z)	-	-	SC
31	16	13	6	4	2	10	3	(Z)	(Z)	2	(Z)	3	1	-	-	ESC KY
21	10	5	2	11	5	7	3	4	2	2	1	1	1	-	-	TN
6	3	1	1	4	2	2	1	10	8	(Z)	(Z)	1	1	-	-	WSC OK
49	14	24	5	(Z)	(Z)	12	2	60	11	28	5	2	(Z)	-	-	MNT CO
-	-	-	-	(Z)	(Z)	-	-	4	4	2	(Z)	-	-	-	-	AZ
2	1	(Z)	(Z)	(Z)	(Z)	(Z)	(Z)	6	1	1	(Z)	1	(Z)	-	-	UT
1 765	702	383	128	548	172	299	222	388	72	47	16	340	137	124	17	306
33	19	34	16	40	16	9	5	(Z)	(Z)	(Z)	(Z)	1	(Z)	1	(Z)	NE MA CT
(Z)	(Z)	-	-	75	21	1	(Z)	9	1	-	-	-	-	-	-	
52	11	-	-	3	1	2	1	(Z)	(Z)	-	-	5	2	8	(Z)	MA NY NJ PA
14	1	-	-	57	4	40	7	(Z)	(Z)	-	-	-	-	5	(Z)	
24	6	33	3	16	3	4	1	22	2	8	1	2	(Z)	2	(Z)	
609	278	92	38	105	51	30	25	35	11	4	1	42	36	3	3	ENC OH
385	185	24	19	36	13	11	5	15	5	2	1	6	3	9	1	IN
112	6	(Z)	(Z)	(Z)	(Z)	3	(Z)	(Z)	(Z)	(Z)	(Z)	1	(Z)	1	(Z)	IL
180	100	9	4	1	(Z)	-	-	-	-	-	-	4	3	-	-	MI
15	(Z)	6	(Z)	10	(Z)	1	(Z)	5	(Z)	(Z)	(Z)	(Z)	(Z)	-	-	WNC MN IA MO
38	15	30	12	2	3	3	1	(Z)	(Z)	-	-	-	-	-	-	
-	-	27	2	-	-	-	-	-	-	-	-	-	-	20	2	
56	7	24	1	9	1	-	-	10	1	(Z)	(Z)	(Z)	(Z)	-	-	SA VA WV GA FL
12	2	1	(Z)	9	(Z)	-	-	1	(Z)	(Z)	(Z)	2	(Z)	-	-	
27	5	21	1	50	5	3	1	25	2	-	-	8	(Z)	2	(Z)	
4	1	1	(Z)	7	2	4	1	6	1	(Z)	(Z)	1	(Z)	-	-	
10	9	19	13	11	30	167	163	14	10	-	-	6	6	-	-	ESC TN AL MS
1	(Z)	(Z)	(Z)	24	3	1	(Z)	49	7	(Z)	(Z)	1	(Z)	1	(Z)	
6	5	5	3	1	1	3	2	2	1	(Z)	(Z)	6	4	-	-	
32	7	-	-	-	-	-	-	81	9	6	(Z)	7	(Z)	9	(Z)	WSC TX
-	-	-	-	-	-	-	-	7	1	-	-	(Z)	(Z)	-	-	MNT AZ
7	(Z)	(Z)	(Z)	(Z)	(Z)	(Z)	(Z)	(Z)	(Z)	-	-	2	(Z)	-	-	PAC WA OR CA
4	1	3	1	(Z)	(Z)	2	(Z)	1	(Z)	1	(Z)	3	1	(Z)	(Z)	
16	4	9	3	14	1	1	1	18	9	21	13	232	78	51	8	
6 612	3 776	1 852	1 035	3 590	1 969	1 449	1 019	2 251	1 003	274	208	2 114	893	401	52	307
46	16	14	4	46	18	1	(Z)	11	3	(Z)	(Z)	57	22	-	-	NE NH MA CT
44	24	6	3	344	219	22	12	273	258	13	11	13	13	-	-	
4	1	(Z)	(Z)	-	-	2	(Z)	180	37	-	-	-	-	-	-	
652	131	44	5	113	21	4	(Z)	2	1	(Z)	(Z)	19	2	18	4	MA NY NJ PA
147	225	8	3	182	86	151	94	25	16	2	1	3	(Z)	5	1	
456	196	7	3	98	48	5	2	3	1	1	(Z)	11	4	24	3	
1 134	683	111	59	248	206	110	72	207	146	29	19	91	43	29	7	ENC OH IN IL MI WI
497	239	86	42	13	5	21	9	119	66	8	1	34	18	-	-	
1 258	1 244	136	82	79	95	14	68	40	19	7	4	20	9	17	1	
755	242	85	35	20	10	95	47	10	3	25	15	1	(Z)	204	11	
376	129	13	1	31	2	19	1	18	1	2	(Z)	27	3	1	(Z)	
10	3	401	129	2	1	1	(Z)	2	(Z)	3	1	1	(Z)	-	-	WNC MN IA MO KS
52	23	59	220	101	42	2	1	11	4	-	-	57	22	-	-	
146	32	84	34	15	7	7	1	112	14	42	21	6	2	58	11	
28	14	31	17	126	54	3	2	17	8	(Z)	(Z)	13	6	-	-	
33	7	5	1	30	7	2	(Z)	10	2	-	-	1	(Z)	-	-	SA OE



TABLE 9. SHIPMENTS BY MANUFACTURING ESTABLISHMENTS--INDUSTRY GROUP AND ORIGIN BY DESTINATION: 1977--CON.

SIC CODE	INDUSTRY DESCRIPTION AND STATE OF ORIGIN	ALL SHIPMENTS						VALUE (MILLION DOLLARS) AND TONS (THOUSANDS) OF SHIPMENTS BY DESTINATION					
		VALUE (MILLION DOLLARS) (A)	TONS (THOUSANDS) (B)	TON-MILES (MILLIONS) (C)	STANDARD ERROR (PERCENT) FOR COLUMNS--			NEW ENGLAND		MIDDLE ATLANTIC			
					A	B	C	VALUE	TONS	VALUE	TONS		
307	MISCELLANEOUS PLASTICS PRODUCTS . . . . .												
	SOUTH ATLANTIC												
	VIRGINIA . . . . .	404	305	137	16	17	27	28	20	108	73		
	NORTH CAROLINA . . . . .	660	107	3	95	87	37	(Z)	(Z)	2	1		
	SOUTH CAROLINA . . . . .	425	189	86	100	100	100	14	4	23	7		
	FLORIDA . . . . .	353	418	91	92	100	98	-	-	5	(Z)		
	EAST SOUTH CENTRAL												
	KENTUCKY . . . . .	407	286	166	100	100	100	15	12	62	51		
	TENNESSEE . . . . .	433	171	25	72	70	90	9	1	10	1		
	ALABAMA . . . . .	379	433	266	28	26	26	18	37	37	30		
	MISSISSIPPI . . . . .	146	230	169	9	8	9	4	7	27	63		
	WEST SOUTH CENTRAL												
	ARKANSAS . . . . .	268	230	85	89	79	72	(Z)	(Z)	1	6		
	TEXAS . . . . .	1 014	425	385	61	66	69	5	4	7	3		
	MOUNTAIN												
	COLORADO . . . . .	235	13	17	29	35	38	4	(Z)	46	2		
	PACIFIC												
	WASHINGTON . . . . .	191	99	12	100	100	100	-	-	-	-		
	CALIFORNIA . . . . .	2 407	1 032	998	48	67	89	10	2	145	74		
31	LEATHER AND LEATHER PRODUCTS . . . . .	7 602	1 385	624	7	1	7	964	212	1 326	219		
	NEW ENGLAND												
	MAINE . . . . .	585	146	53	21	17	27	291	87	65	18		
	NEW HAMPSHIRE . . . . .	301	54	21	36	46	39	144	28	60	10		
	MASSACHUSETTS . . . . .	766	101	64	26	18	26	180	29	147	20		
	RHODE ISLAND . . . . .	99	9	4	72	44	37	24	5	13	1		
	CONNECTICUT . . . . .	34	1	(Z)	100	100	100	(Z)	(Z)	20	1		
	MIDDLE ATLANTIC												
	NEW YORK . . . . .	883	117	52	10	17	15	57	6	374	60		
	NEW JERSEY . . . . .	272	40	23	23	20	27	26	5	68	11		
	PENNSYLVANIA . . . . .	526	91	28	23	18	19	49	6	187	46		
	EAST NORTH CENTRAL												
	OHIO . . . . .	112	8	3	47	38	50	3	(Z)	19	1		
	INDIANA . . . . .	60	6	1	63	37	39	1	(Z)	4	(Z)		
	ILLINOIS . . . . .	212	98	29	55	79	72	1	(Z)	4	1		
	MICHIGAN . . . . .	143	61	19	56	59	88	6	12	2	1		
	WISCONSIN . . . . .	516	120	47	24	19	26	51	10	80	12		
	WEST NORTH CENTRAL												
	MINNESOTA . . . . .	125	25	15	8	9	12	13	2	4	1		
	IOWA . . . . .	25	3	3	50	60	73	1	(Z)	6	1		
	MISSOURI . . . . .	575	106	28	25	1	4	28	3	26	3		
	SOUTH ATLANTIC												
	DELAWARE . . . . .	10	3	2	45	44	47	4	1	2	(Z)		
	MARYLAND . . . . .	75	12	12	72	83	99	2	(Z)	39	5		
	VIRGINIA . . . . .	95	10	4	45	37	44	(Z)	(Z)	1	1		
	WEST VIRGINIA . . . . .	87	16	6	61	63	81	8	5	73	8		
	NORTH CAROLINA . . . . .	140	19	13	12	14	22	7	1	16	2		
	SOUTH CAROLINA . . . . .	11	1	(Z)	65	73	60	(Z)	(Z)	2	(Z)		
	GEORGIA . . . . .	79	12	5	22	18	33	1	(Z)	9	1		
	FLORIDA . . . . .	83	22	18	29	42	38	5	1	20	4		
	EAST SOUTH CENTRAL												
	KENTUCKY . . . . .	131	13	4	1	3	5	(Z)	(Z)	(Z)	(Z)		
	TENNESSEE . . . . .	563	101	30	19	23	22	13	2	39	5		
	ALABAMA . . . . .	29	4	1	8	8	18	-	-	3	(Z)		
	MISSISSIPPI . . . . .	63	9	5	58	39	28	3	1	1	(Z)		
	WEST SOUTH CENTRAL												
	ARKANSAS . . . . .	172	44	8	57	78	53	(Z)	(Z)	2	(Z)		
	LOUISIANA . . . . .	6	(Z)	(Z)	-	-	-	-	-	-	-		
	OKLAHOMA . . . . .	19	4	1	56	5	-	-	-	-	-		
	TEXAS . . . . .	190	18	13	16	14	14	1	(Z)	14	2		
	MOUNTAIN												
	COLORADO . . . . .	147	23	22	25	25	24	6	1	4	1		
	ARIZONA . . . . .	32	5	3	100	100	100	-	-	-	-		
	PACIFIC												
	WASHINGTON . . . . .	13	1	(Z)	100	100	100	-	-	-	-		
	OREGON . . . . .	14	2	2	100	100	100	-	-	-	-		
	CALIFORNIA . . . . .	361	73	77	41	60	60	32	4	18	2		
311	LEATHER TANNING AND FINISHING . . . . .	1 449	386	151	28	12	22	303	113	313	39		
	NEW ENGLAND												
	MAINE . . . . .	138	50	9	26	27	32	108	45	10	2		
	NEW HAMPSHIRE . . . . .	61	13	3	46	57	44	31	9	13	2		
	MASSACHUSETTS . . . . .	190	11	5	88	54	82	18	5	64	2		
	MIDDLE ATLANTIC												
	NEW YORK . . . . .	128	14	4	52	48	47	3	(Z)	101	12		
	PENNSYLVANIA . . . . .	105	13	(Z)	100	100	100	-	-	(Z)	(Z)		
	EAST NORTH CENTRAL												
	ILLINOIS . . . . .	45	6	-	100	100	-	-	-	-	-		
	MICHIGAN . . . . .	58	48	17	26	68	90	6	11	2	1		
	WISCONSIN . . . . .	219	92	24	15	20	17	37	9	34	6		
	WEST NORTH CENTRAL												
	MINNESOTA . . . . .	43	16	10	24	14	21	13	2	4	(Z)		

SOURCE: U.S. DEPARTMENT OF COMMERCE, BUREAU OF ECONOMIC ANALYSIS, COMMODITY TRANSPORTATION SURVEY, 1977.



TABLE 9. SHIPMENTS BY MANUFACTURING ESTABLISHMENTS--INDUSTRY GROUP AND ORIGIN BY DESTINATION: 1977--CON.

SIC CODE	INDUSTRY DESCRIPTION AND STATE OF ORIGIN	ALL SHIPMENTS						VALUE (MILLION DOLLARS) AND TONS (THOUSANDS) OF SHIPMENTS BY DESTINATION				
		VALUE (MILLION DOLLARS) (A)	TONS (THOUSANDS) (B)	TON-MILES (MILLIONS) (C)	STANDARD ERROR (PERCENT) FOR COLUMNS--			NEW ENGLAND		MIDDLE ATLANTIC		
					A	B	C	VALUE	TONS	VALUE	TONS	
311	LEATHER TANNING AND FINISHING . . . . .											
	SOUTH ATLANTIC											
	DELAWARE . . . . .	4	1	(Z)	100	100	100	4	1	-	-	
	WEST VIRGINIA . . . . .	20	9	5	100	100	100	8	5	6	2	
	SOUTH CAROLINA . . . . .	7	(Z)	(Z)	100	100	100	-	-	2	(Z)	
	EAST SOUTH CENTRAL											
	KENTUCKY . . . . .	31	7	2	3	4	6	(Z)	(Z)	-	-	
	TENNESSEE . . . . .	70	20	10	17	44	47	8	1	5	1	
	ALABAMA . . . . .	(Z)	(Z)	(Z)	100	100	100	-	-	(Z)	(Z)	
	WEST SOUTH CENTRAL											
	TEXAS . . . . .	5	1	1	100	100	100	-	-	5	1	
	PACIFIC											
	CALIFORNIA . . . . .	109	27	35	50	58	57	18	3	8	1	
313	BOOT OR SHOE CUT STOCK OR FINDINGS . . . . .	271	167	48	15	12	17	87	39	51	54	
	NEW ENGLAND											
	MAINE . . . . .	39	50	13	35	9	21	31	24	3	11	
	MASSACHUSETTS . . . . .	102	29	11	20	23	19	50	12	23	9	
	RHODE ISLAND . . . . .	5	1	(Z)	17	17	24	1	(Z)	1	(Z)	
	MIDDLE ATLANTIC											
	NEW YORK . . . . .	8	4	(Z)	58	78	80	(Z)	(Z)	7	3	
	PENNSYLVANIA . . . . .	11	26	5	27	33	35	(Z)	(Z)	4	22	
	EAST NORTH CENTRAL											
	OHIO . . . . .	1	1	1	100	100	100	-	-	(Z)	(Z)	
	INDIANA . . . . .	4	2	(Z)	2	1	1	-	-	-	-	
	ILLINOIS . . . . .	6	7	4	100	100	100	-	-	-	-	
	WISCONSIN . . . . .	9	5	3	100	100	100	(Z)	(Z)	1	3	
	WEST NORTH CENTRAL											
	MISSOURI . . . . .	56	33	6	26	23	40	3	1	3	1	
	SOUTH ATLANTIC											
	MARYLAND . . . . .	3	(Z)	(Z)	100	100	100	-	-	3	(Z)	
	EAST SOUTH CENTRAL											
	TENNESSEE . . . . .	(Z)	(Z)	(Z)	100	100	100	-	-	-	-	
	WEST SOUTH CENTRAL											
	TEXAS . . . . .	12	1	(Z)	78	87	76	-	-	-	-	
	PACIFIC											
	CALIFORNIA . . . . .	4	2	1	100	100	100	(Z)	(Z)	1	(Z)	
314	FOOTWEAR, EXCEPT RUBBER . . . . .	3 891	560	227	10	11	19	486	61	593	75	
	NEW ENGLAND											
	MAINE . . . . .	406	46	31	31	34	40	152	17	51	5	
	NEW HAMPSHIRE . . . . .	230	39	17	39	46	42	110	19	44	8	
	MASSACHUSETTS . . . . .	381	49	34	30	31	34	98	11	47	6	
	MIDDLE ATLANTIC											
	NEW YORK . . . . .	197	26	11	20	24	32	21	3	95	14	
	NEW JERSEY . . . . .	35	8	2	33	33	26	9	2	18	4	
	PENNSYLVANIA . . . . .	338	41	18	23	23	28	43	5	153	19	
	EAST NORTH CENTRAL											
	OHIO . . . . .	82	5	2	51	46	68	2	(Z)	13	1	
	INDIANA . . . . .	33	2	(Z)	100	100	100	-	-	-	-	
	ILLINOIS . . . . .	101	72	19	100	100	100	-	-	-	-	
	MICHIGAN . . . . .	72	8	(Z)	100	100	100	-	-	-	-	
	WISCONSIN . . . . .	217	18	18	54	56	60	10	1	34	3	
	WEST NORTH CENTRAL											
	MINNESOTA . . . . .	71	7	5	11	10	15	(Z)	(Z)	(Z)	(Z)	
	MISSOURI . . . . .	420	56	17	31	34	52	22	1	17	2	
	SOUTH ATLANTIC											
	VIRGINIA . . . . .	54	5	(Z)	56	59	65	-	-	-	-	
	WEST VIRGINIA . . . . .	66	6	1	75	70	78	-	-	66	6	
	NORTH CAROLINA . . . . .	106	14	11	14	15	22	5	1	13	2	
	GEORGIA . . . . .	54	8	3	19	17	34	1	(Z)	5	1	
	FLORIDA . . . . .	33	8	6	28	31	30	5	1	12	2	
	EAST SOUTH CENTRAL											
	KENTUCKY . . . . .	93	5	1	1	2	2	-	-	-	-	
	TENNESSEE . . . . .	398	63	10	27	33	38	1	(Z)	7	1	
	ALABAMA . . . . .	28	4	1	8	8	18	-	-	3	(Z)	
	MISSISSIPPI . . . . .	46	4	(Z)	76	75	32	-	-	-	-	
	WEST SOUTH CENTRAL											
	ARKANSAS . . . . .	165	43	7	58	81	55	(Z)	(Z)	2	(Z)	
	TEXAS . . . . .	93	7	5	12	17	15	1	(Z)	1	(Z)	
	PACIFIC											
	CALIFORNIA . . . . .	117	9	4	99	99	99	(Z)	(Z)	(Z)	(Z)	
315	LEATHER GLOVES OR MITTENS . . . . .	178	15	8	14	15	14	14	1	22	1	
	MIDDLE ATLANTIC											
	NEW YORK . . . . .	51	1	1	24	20	28	8	(Z)	11	(Z)	
	EAST NORTH CENTRAL											
	INDIANA . . . . .	4	(Z)	(Z)	84	78	85	(Z)	(Z)	1	(Z)	

BUREAU OF THE CENSUS





TABLE 9. SHIPMENTS BY MANUFACTURING ESTABLISHMENTS--INDUSTRY GROUP AND ORIGIN BY DESTINATION: 1977--CON.

SIC CODE	INDUSTRY DESCRIPTION AND STATE OF ORIGIN	ALL SHIPMENTS						VALUE (MILLION DOLLARS) AND TONS (THOUSANDS) OF SHIPMENTS BY DESTINATION					
		VALUE (MILLION DOLLARS) (A)	TONS (THOUSANDS) (B)	TON-MILES (MILLIONS) (C)	STANDARD ERROR (PERCENT) FOR COLUMNS--			NEW ENGLAND		MIDDLE ATLANTIC			
					A	B	C	VALUE	TONS	VALUE	TONS		
315	LEATHER GLOVES OR MITTENS . . . . .												
	EAST NORTH CENTRAL												
	ILLINOIS . . . . .	15	1	1	33	24	29	1	(Z)	1	(Z)		
	WISCONSIN . . . . .	21	1	1	38	33	27	2	(Z)	1	(Z)		
	WEST NORTH CENTRAL												
	IOWA . . . . .	8	1	1	14	16	24	-	-	1	(Z)		
	MISSOURI . . . . .	1	(Z)	(Z)	100	100	100	(Z)	(Z)	(Z)	(Z)		
	EAST SOUTH CENTRAL												
	TENNESSEE . . . . .	6	1	(Z)	48	46	40	-	-	1	(Z)		
	WEST SOUTH CENTRAL												
	ARKANSAS . . . . .	6	1	(Z)	67	30	61	-	-	-	-		
	LOUISIANA . . . . .	5	(Z)	(Z)	-	-	-	-	-	-	-		
	OKLAHOMA . . . . .	5	2	1	-	-	-	-	-	-	-		
	TEXAS . . . . .	13	2	1	48	63	55	-	-	(Z)	(Z)		
	PACIFIC												
	WASHINGTON . . . . .	1	(Z)	(Z)	100	100	100	-	-	-	-		
	CALIFORNIA . . . . .	3	(Z)	(Z)	100	100	100	-	-	-	-		
316	LUGGAGE . . . . .	655	139	106	19	19	21	36	7	110	17		
	NEW ENGLAND												
	RHOODE ISLAND . . . . .	67	3	1	100	100	100	8	1	11	1		
	MIDDLE ATLANTIC												
	NEW YORK . . . . .	115	20	13	31	30	33	6	1	27	4		
	NEW JERSEY . . . . .	51	10	5	39	39	47	4	1	11	2		
	PENNSYLVANIA . . . . .	33	8	3	31	42	20	2	1	17	4		
	EAST NORTH CENTRAL												
	OHIO . . . . .	9	1	(Z)	100	100	100	(Z)	(Z)	2	(Z)		
	INDIANA . . . . .	12	2	1	69	69	55	1	(Z)	3	(Z)		
	WISCONSIN . . . . .	3	(Z)	(Z)	100	100	100	-	-	-	-		
	WEST NORTH CENTRAL												
	MINNESOTA . . . . .	7	1	(Z)	-	-	-	-	-	-	-		
	IOWA . . . . .	7	1	1	100	100	100	(Z)	(Z)	3	(Z)		
	MISSOURI . . . . .	20	6	3	43	57	59	(Z)	(Z)	3	(Z)		
	SOUTH ATLANTIC												
	DELAWARE . . . . .	6	2	2	41	45	54	(Z)	(Z)	2	(Z)		
	MARYLAND . . . . .	5	1	1	100	100	100	(Z)	(Z)	1	(Z)		
	VIRGINIA . . . . .	15	2	3	73	23	47	(Z)	(Z)	1	(Z)		
	FLORIDA . . . . .	15	8	6	65	94	91	(Z)	(Z)	1	(Z)		
	EAST SOUTH CENTRAL												
	TENNESSEE . . . . .	44	11	7	48	38	43	2	1	19	2		
	MISSISSIPPI . . . . .	15	4	5	17	19	30	3	1	1	(Z)		
	MOUNTAIN												
	COLORADO . . . . .	126	21	20	22	24	23	6	1	3	1		
	ARIZONA . . . . .	23	3	2	100	100	100	-	-	-	-		
	PACIFIC												
	CALIFORNIA . . . . .	38	27	26	100	100	100	-	-	(Z)	(Z)		
317	HANOBAGS OR PERSONAL LEATHER GOODS . . . . .	872	108	71	7	-	4	66	7	210	35		
	NEW ENGLAND												
	MASSACHUSETTS . . . . .	63	9	12	35	62	74	9	(Z)	9	2		
	RHOODE ISLAND . . . . .	26	5	2	32	32	42	14	4	1	(Z)		
	CONNECTICUT . . . . .	25	1	(Z)	100	100	100	(Z)	(Z)	15	1		
	MIDDLE ATLANTIC												
	NEW YORK . . . . .	350	47	21	16	38	34	14	1	120	26		
	NEW JERSEY . . . . .	88	8	8	44	47	42	4	(Z)	13	1		
	PENNSYLVANIA . . . . .	21	2	1	33	49	50	3	(Z)	4	(Z)		
	EAST NORTH CENTRAL												
	ILLINOIS . . . . .	19	4	3	100	100	100	(Z)	(Z)	3	(Z)		
	WISCONSIN . . . . .	47	2	2	14	12	17	2	(Z)	9	(Z)		
	WEST NORTH CENTRAL												
	MISSOURI . . . . .	60	8	2	14	-	1	2	(Z)	2	(Z)		
	SOUTH ATLANTIC												
	GEORGIA . . . . .	11	1	1	100	100	100	(Z)	(Z)	2	(Z)		
	FLORIDA . . . . .	26	4	5	67	80	72	(Z)	(Z)	5	1		
	EAST SOUTH CENTRAL												
	TENNESSEE . . . . .	14	3	1	22	27	17	(Z)	(Z)	2	(Z)		
	WEST SOUTH CENTRAL												
	TEXAS . . . . .	18	3	2	26	28	33	-	-	6	1		
	PACIFIC												
	OREGON . . . . .	1	(Z)	(Z)	100	100	100	-	-	-	-		
	CALIFORNIA . . . . .	50	4	5	59	73	65	13	1	8	1		
319	LEATHER GOODS . . . . .	284	31	16	19	22	29	12	2	42	4		
	NEW ENGLAND												
	NEW HAMPSHIRE . . . . .	6	1	(Z)	30	42	48	1	(Z)	3	(Z)		
	MASSACHUSETTS . . . . .	16	1	1	100	100	100	3	(Z)	2	(Z)		

VALUE (MILLION DOLLARS) AND TONS (THOUSANDS) OF SHIPMENTS BY DESTINATION

EAST NORTH CENTRAL		WEST NORTH CENTRAL		SOUTH ATLANTIC		EAST SOUTH CENTRAL		WEST SOUTH CENTRAL		MOUNTAIN		PACIFIC		UNKNOWN		SIC AND AREA CODE
VALUE	TONS	VALUE	TONS	VALUE	TONS	VALUE	TONS	VALUE	TONS	VALUE	TONS	VALUE	TONS	VALUE	TONS	
4	(Z)	(Z)	(Z)	2	(Z)	2	(Z)	2	(Z)	(Z)	(Z)	3	(Z)	-	-	315
7	(Z)	7	(Z)	1	(Z)	(Z)	(Z)	1	(Z)	1	(Z)	(Z)	(Z)	1	(Z)	ENC IL WI
2	(Z)	2	(Z)	(Z)	(Z)	-	-	1	(Z)	1	(Z)	2	(Z)	-	-	WNC IA MO
(Z)	(Z)	(Z)	(Z)	-	-	-	-	(Z)	(Z)	(Z)	(Z)	(Z)	(Z)	1	(Z)	
3	(Z)	(Z)	(Z)	1	(Z)	1	(Z)	1	(Z)	-	-	(Z)	(Z)	-	-	ESC TN
3	(Z)	1	(Z)	(Z)	(Z)	2	1	-	-	-	-	(Z)	(Z)	-	-	WSC AR LA OK TX
-	-	-	-	-	-	5	2	-	-	-	-	-	-	-	-	
1	(Z)	(Z)	(Z)	(Z)	(Z)	(Z)	(Z)	7	2	2	(Z)	1	(Z)	1	(Z)	
-	-	(Z)	(Z)	(Z)	(Z)	-	-	(Z)	(Z)	(Z)	(Z)	(Z)	(Z)	-	-	PAC WA CA
-	-	(Z)	(Z)	(Z)	(Z)	-	-	1	(Z)	1	(Z)	1	(Z)	-	-	
88	19	52	23	112	15	18	4	44	14	46	7	114	29	35	5	316
-	-	-	-	46	1	1	(Z)	-	-	-	-	(Z)	(Z)	-	-	NE RI
12	2	9	1	17	3	4	1	4	1	6	1	6	1	25	4	MA NY NJ PA
11	2	3	1	8	2	3	(Z)	2	(Z)	(Z)	(Z)	2	(Z)	8	1	
3	1	2	(Z)	4	1	1	(Z)	2	(Z)	1	(Z)	1	(Z)	-	-	
1	(Z)	1	(Z)	2	(Z)	1	(Z)	1	(Z)	1	(Z)	1	(Z)	-	-	ENC OH IN WI
6	1	2	(Z)	1	(Z)	(Z)	(Z)	(Z)	(Z)	(Z)	(Z)	(Z)	(Z)	-	-	
3	(Z)	-	-	-	-	-	-	-	-	-	-	-	-	-	-	
-	-	6	1	-	-	-	-	-	-	-	-	-	-	-	-	WNC MN IA MO
1	(Z)	(Z)	(Z)	(Z)	(Z)	(Z)	(Z)	1	(Z)	1	(Z)	1	(Z)	-	-	
9	3	3	1	1	(Z)	1	(Z)	2	(Z)	(Z)	(Z)	1	(Z)	-	-	
(Z)	(Z)	3	1	1	1	(Z)	(Z)	-	-	-	-	(Z)	(Z)	-	-	SA DE MD VA FL
(Z)	(Z)	(Z)	(Z)	(Z)	(Z)	-	-	(Z)	(Z)	1	(Z)	1	(Z)	-	-	
(Z)	(Z)	(Z)	(Z)	1	1	(Z)	(Z)	(Z)	(Z)	(Z)	(Z)	12	1	-	-	
2	2	1	(Z)	4	1	1	(Z)	6	5	(Z)	(Z)	(Z)	(Z)	-	-	
4	2	3	1	3	2	3	1	6	2	1	(Z)	1	(Z)	1	(Z)	ESC TN MS
1	(Z)	1	(Z)	1	(Z)	1	(Z)	2	1	(Z)	(Z)	4	1	-	-	
27	4	5	1	8	1	1	(Z)	13	2	11	1	52	9	-	-	MNT CO AZ
-	-	-	-	-	-	-	-	-	-	23	3	-	-	-	-	
-	-	8	13	2	1	(Z)	(Z)	3	1	1	(Z)	25	12	-	-	PAC CA
115	12	94	13	120	13	54	3	62	8	17	1	109	12	26	3	317
8	1	8	1	12	1	4	1	5	1	2	(Z)	6	3	(Z)	(Z)	NE MA RI CT
(Z)	(Z)	-	-	9	1	-	-	(Z)	(Z)	-	-	3	(Z)	-	-	
-	-	-	-	1	1	-	-	(Z)	(Z)	-	-	1	(Z)	-	-	
38	4	19	2	44	5	35	1	20	2	4	(Z)	33	3	24	3	MA NY NJ PA
12	2	8	1	15	2	4	1	7	1	4	(Z)	20	1	-	-	
4	1	2	(Z)	3	(Z)	(Z)	(Z)	1	(Z)	1	(Z)	2	(Z)	-	-	
4	1	4	1	2	(Z)	-	-	3	1	(Z)	(Z)	4	1	-	-	ENC IL WI
13	1	2	(Z)	4	(Z)	6	(Z)	5	(Z)	1	(Z)	5	(Z)	-	-	
8	1	37	6	1	(Z)	(Z)	(Z)	4	(Z)	1	(Z)	3	(Z)	-	-	WNC MO
2	(Z)	3	(Z)	1	(Z)	(Z)	(Z)	1	(Z)	-	-	1	(Z)	-	-	SA GA FL
6	1	1	(Z)	4	1	1	(Z)	3	1	-	-	6	1	-	-	
3	1	1	(Z)	4	1	1	(Z)	2	(Z)	(Z)	(Z)	1	(Z)	-	-	ESC TN
1	(Z)	-	-	8	1	(Z)	(Z)	2	(Z)	(Z)	(Z)	1	(Z)	-	-	WSC TX
(Z)	(Z)	-	-	(Z)	(Z)	-	-	-	-	(Z)	(Z)	(Z)	(Z)	-	-	PAC OR CA
7	1	2	(Z)	2	(Z)	-	-	2	(Z)	1	(Z)	15	1	1	(Z)	
21	3	20	3	50	6	13	2	31	3	18	2	38	3	40	5	319
1	(Z)	(Z)	(Z)	1	(Z)	(Z)	(Z)	(Z)	(Z)	(Z)	(Z)	-	-	-	-	NE NH MA
3	(Z)	-	-	2	(Z)	1	(Z)	1	(Z)	(Z)	(Z)	3	(Z)	-	-	



TABLE 9. SHIPMENTS BY MANUFACTURING ESTABLISHMENTS--INDUSTRY GROUP AND ORIGIN BY DESTINATION: 1977--CON.

SIC CODE	INDUSTRY DESCRIPTION AND STATE OF ORIGIN	ALL SHIPMENTS						VALUE (MILLION DOLLARS) AND TONS (THOUSANDS) OF SHIPMENTS BY DESTINATION					
		VALUE (MILLION DOLLARS) (A)	TONS (THOUSANDS) (B)	TON-HILES (MILLIONS) (C)	STANDARD ERROR (PERCENT) FOR COLUMNS--			NEW ENGLAND		MIDDLE ATLANTIC			
					A	B	C	VALUE	TONS	VALUE	TONS		
319	LEATHER GOODS . . . . .												
	MIDDLE ATLANTIC												
	NEW YORK . . . . .	34	4	2	56	54	62	4	1	14	1		
	NEW JERSEY . . . . .	4	(Z)	(Z)	93	83	97	(Z)	(Z)	3	(Z)		(Z)
	PENNSYLVANIA . . . . .	17	2	1	100	100	100	1	(Z)	8		1	
	EAST NORTH CENTRAL												
	ILLINOIS . . . . .	11	2	-	-	-	-	-	-	-	-	-	-
	WEST NORTH CENTRAL												
	MINNESOTA . . . . .	2	(Z)	(Z)	100	100	100	-	-	(Z)	(Z)		(Z)
	MISSOURI . . . . .	6	1	(Z)	100	100	100	(Z)	(Z)	(Z)	(Z)		(Z)
	SOUTH ATLANTIC												
	NORTH CAROLINA . . . . .	8	1	(Z)	24	30	31	-	-	-	-		-
	SOUTH CAROLINA . . . . .	4	1	(Z)	69	76	77	(Z)	(Z)	(Z)	(Z)		(Z)
	EAST SOUTH CENTRAL												
	KENTUCKY . . . . .	5	1	1	8	11	14	(Z)	(Z)	(Z)	(Z)		(Z)
	TENNESSEE . . . . .	30	4	2	58	64	79	1	(Z)	5		1	
	WEST SOUTH CENTRAL												
	OKLAHOMA . . . . .	7	(Z)	-	100	100	-	-	-	-	-		-
	TEXAS . . . . .	47	5	3	52	26	29	(Z)	(Z)	3		(Z)	
	MOUNTAIN												
	COLORADO . . . . .	9	1	1	100	100	100	(Z)	(Z)	1		(Z)	
	PACIFIC												
	CALIFORNIA . . . . .	41	4	4	52	60	86	-	-	1		(Z)	
32	STONE, CLAY, OR GLASS PRODUCTS . . . . .	35 116	637 928	46 991	4	9	12	1 243	10 948	4 949	67 308		
	NEW ENGLAND												
	NEW HAMPSHIRE . . . . .	115	2 726	54	37	92	60	60	2 700	11	17		
	VERMONT . . . . .	79	116	42	9	10	34	41	60	23	33		
	MASSACHUSETTS . . . . .	630	4 704	127	19	74	20	142	4 447	109	68		
	CONNECTICUT . . . . .	270	139	2	100	100	100	270	139	-	-		-
	MIDDLE ATLANTIC												
	NEW YORK . . . . .	1 748	25 253	3 180	13	51	49	103	801	903	21 135		
	NEW JERSEY . . . . .	1 687	6 114	866	23	33	16	131	512	939	4 389		
	PENNSYLVANIA . . . . .	2 762	41 261	3 537	12	42	19	91	340	1 341	35 317		
	EAST NORTH CENTRAL												
	OHIO . . . . .	3 049	24 255	2 750	11	31	15	78	174	456	1 929		
	INDIANA . . . . .	1 246	24 832	1 440	25	54	22	8	24	51	118		
	ILLINOIS . . . . .	2 033	40 661	1 425	20	39	26	36	33	121	169		
	MICHIGAN . . . . .	1 439	16 534	1 968	22	28	10	12	48	59	260		
	WISCONSIN . . . . .	594	16 072	768	32	83	26	33	18	45	35		
	WEST NORTH CENTRAL												
	MINNESOTA . . . . .	851	13 492	354	19	69	29	(Z)	(Z)	9	22		
	IOWA . . . . .	538	15 705	1 584	37	72	54	6	26	10	2		
	MISSOURI . . . . .	816	27 398	3 917	26	45	51	7	20	35	93		
	NORTH DAKOTA . . . . .	50	3 251	60	100	100	100	-	-	-	-		-
	SOUTH DAKOTA . . . . .	91	2 036	494	4	4	7	-	-	-	-		-
	NEBRASKA . . . . .	170	3 422	40	78	96	60	3	1	1	(Z)		(Z)
	KANSAS . . . . .	507	5 719	1 065	21	38	38	1	(Z)	5	15		
	SOUTH ATLANTIC												
	DELAWARE . . . . .	45	261	100	100	100	100	1	7	26	149		
	MARYLAND . . . . .	566	13 911	633	25	51	18	16	35	138	1 183		
	DISTRICT OF COLUMBIA . . . . .	8	519	3	4	4	4	-	-	-	-		-
	VIRGINIA . . . . .	529	17 002	582	25	40	18	1	2	20	438		
	WEST VIRGINIA . . . . .	710	2 075	655	18	9	14	12	31	192	418		
	NORTH CAROLINA . . . . .	812	14 256	893	22	62	28	4	13	51	199		
	SOUTH CAROLINA . . . . .	549	6 102	602	22	44	17	20	34	35	62		
	GEORGIA . . . . .	829	20 337	1 809	14	10	34	10	178	17	126		
	FLORIDA . . . . .	859	26 655	2 149	35	62	51	10	82	7	49		
	EAST SOUTH CENTRAL												
	KENTUCKY . . . . .	381	1 122	165	38	52	27	3	3	68	46		
	TENNESSEE . . . . .	818	6 969	617	19	38	15	12	25	62	169		
	ALABAMA . . . . .	514	11 027	1 477	25	30	29	7	14	9	56		
	MISSISSIPPI . . . . .	401	3 034	1 039	51	76	72	(Z)	(Z)	29	128		
	WEST SOUTH CENTRAL												
	ARKANSAS . . . . .	275	5 229	1 188	31	26	31	-	-	1	2		
	LOUISIANA . . . . .	503	15 507	430	37	54	31	(Z)	(Z)	5	13		
	OKLAHOMA . . . . .	591	10 481	1 065	17	54	21	10	16	21	94		
	TEXAS . . . . .	2 348	60 150	3 174	16	24	14	4	1	23	30		
	MOUNTAIN												
	MONTANA . . . . .	86	4 742	24	100	100	100	-	-	-	-		-
	IDaho . . . . .	83	5 746	26	100	100	100	-	-	-	-		-
	WYOHING . . . . .	76	2 922	15	100	100	100	-	-	-	-		-
	COLORADO . . . . .	409	11 959	277	24	18	50	-	-	2	(Z)		(Z)
	NEW MEXICO . . . . .	112	7 315	39	97	99	92	-	-	-	-		-
	ARIZONA . . . . .	286	13 983	791	16	6	12	-	-	-	-		-
	UTAH . . . . .	237	3 153	1 174	63	67	87	1	(Z)	22	486		
	NEVADA . . . . .	126	2 051	667	95	100	100	-	-	-	-		-
	PACIFIC												
	WASHINGTON . . . . .	411	9 733	336	35	51	41	2	5	(Z)	(Z)		(Z)
	OREGON . . . . .	239	10 957	144	50	65	36	-	-	(Z)	(Z)		(Z)
	CALIFORNIA . . . . .	3 383	72 742	3 146	14	28	21	27	4	76	36		

VALUE (MILLION DOLLARS) AND TONS (THOUSANDS) OF SHIPMENTS BY DESTINATION

EAST NORTH CENTRAL		WEST NORTH CENTRAL		SOUTH ATLANTIC		EAST SOUTH CENTRAL		WEST SOUTH CENTRAL		MOUNTAIN		PACIFIC		UNKNOWN		SIC AND AREA CODE	
VALUE	TONS	VALUE	TONS	VALUE	TONS	VALUE	TONS	VALUE	TONS	VALUE	TONS	VALUE	TONS	VALUE	TONS		
																319	
2	(Z)	1	(Z)	2	(Z)	1	(Z)	2	(Z)	1	(Z)	2	(Z)	4	(Z)	MA	
(Z)	(Z)	-	-	(Z)	(Z)	-	-	1	(Z)	-	-	1	(Z)	(Z)	(Z)	NY	
(Z)	(Z)	(Z)	(Z)	5	1	1	(Z)	2	(Z)	(Z)	(Z)	-	-	-	-	NJ	
-	-	-	-	-	-	-	-	-	-	-	-	-	-	-	-	PA	
-	-	-	-	-	-	-	-	-	-	-	-	-	-	11	2	ENC	
1	(Z)	(Z)	(Z)	(Z)	(Z)	(Z)	(Z)	(Z)	(Z)	(Z)	(Z)	(Z)	(Z)	-	-	IL	
(Z)	(Z)	4	(Z)	(Z)	(Z)	(Z)	(Z)	1	(Z)	-	-	(Z)	(Z)	-	-	WNC	
(Z)	(Z)	-	-	8	1	(Z)	(Z)	-	-	-	-	-	-	-	-	MN	
-	-	-	-	4	1	(Z)	(Z)	-	-	-	-	-	-	-	-	MO	
1	(Z)	1	(Z)	(Z)	(Z)	(Z)	(Z)	(Z)	(Z)	(Z)	(Z)	-	-	-	-	SA	
3	1	3	(Z)	7	1	5	1	3	(Z)	1	(Z)	1	(Z)	-	-	NC	
-	-	-	-	-	-	-	-	-	-	-	-	-	-	-	-	SC	
3	(Z)	7	1	2	(Z)	2	(Z)	15	1	9	1	3	(Z)	2	(Z)	ESC	
(Z)	(Z)	1	(Z)	(Z)	(Z)	(Z)	(Z)	1	(Z)	2	(Z)	4	(Z)	-	-	KY	
4	1	(Z)	(Z)	7	1	(Z)	(Z)	4	1	3	(Z)	20	2	3	(Z)	TN	
7 921	127 125	3 279	62 384	4 926	103 120	2 112	21 698	3 865	92 058	1 797	51 416	4 571	97 510	454	4 137	WSC	
23	3	4	1	13	3	(Z)	(Z)	1	(Z)	(Z)	(Z)	2	(Z)	1	2	OK	
5	8	(Z)	(Z)	2	2	-	-	5	10	-	-	2	3	-	-	TX	
197	76	39	14	27	8	9	4	21	5	3	1	10	4	72	(Z)	MNT	
-	-	-	-	-	-	-	-	-	-	-	-	-	-	-	-	CO	
(Z)	(Z)	1	(Z)	(Z)	(Z)	(Z)	(Z)	1	(Z)	2	(Z)	4	(Z)	-	-	PAC	
4	1	(Z)	(Z)	7	1	(Z)	(Z)	4	1	3	(Z)	20	2	3	(Z)	CA	
23	3	4	1	13	3	(Z)	(Z)	1	(Z)	(Z)	(Z)	2	(Z)	1	2	NE	
5	8	(Z)	(Z)	2	2	-	-	5	10	-	-	2	3	-	-	NH	
197	76	39	14	27	8	9	4	21	5	3	1	10	4	72	(Z)	VT	
-	-	-	-	-	-	-	-	-	-	-	-	-	-	-	-	MA	
225	166	63	30	187	1 706	76	41	72	1 349	19	6	96	16	6	4	NY	
179	257	30	47	250	736	35	62	44	45	15	8	50	34	13	23	NJ	
584	2 912	91	138	378	1 651	74	449	62	142	14	13	92	225	35	73	PA	
1 657	18 813	148	359	293	1 913	127	596	141	261	40	56	82	81	29	72	OH	
800	22 501	34	217	96	600	192	1 240	30	56	5	10	26	52	2	14	IN	
1 355	39 265	232	712	68	79	80	180	69	146	13	16	40	44	19	16	IL	
1 032	15 537	88	63	62	132	37	89	26	39	8	16	20	14	95	334	MI	
380	15 351	100	330	5	2	2	5	1	22	1	2	18	128	10	177	WI	
53	609	756	12 748	12	51	6	17	4	7	3	6	8	14	1	19	WNC	
92	1 516	382	13 977	1	24	2	48	15	56	3	47	23	7	3	2	MN	
187	6 112	400	19 356	42	369	28	421	83	915	16	64	17	45	3	2	IA	
-	-	50	3 251	-	-	-	-	-	-	-	-	-	-	-	-	MO	
-	-	73	1 595	-	-	-	-	-	-	-	-	-	-	-	-	ND	
15	32	144	3 388	1	(Z)	2	(Z)	-	-	18	441	-	-	-	-	SD	
82	194	255	4 416	21	65	20	29	40	527	47	411	30	40	5	21	NE	
17	96	-	-	1	7	-	-	1	2	-	-	-	-	-	-	KS	
43	238	7	16	334	12 370	3	6	6	23	4	10	13	19	1	12	SA	
41	79	14	-	8	519	-	-	-	-	-	-	-	-	-	-	DE	
180	419	49	11	419	16 353	18	85	2	3	3	5	6	5	4	21	MD	
72	410	23	92	129	776	48	137	35	59	4	3	38	64	14	26	DC	
57	131	10	35	568	13 390	30	68	38	121	4	3	17	17	4	(Z)	VA	
62	505	18	11	342	5 770	18	53	23	20	23	5	17	15	3	1	WV	
13	45	5	12	775	26 354	16	42	21	39	4	8	19	115	(Z)	(Z)	NC	
46	241	7	9	20	64	179	730	9	11	10	2	38	17	-	-	SC	
180	265	32	43	98	231	308	5 209	40	71	12	27	38	57	38	871	KY	
26	252	11	167	58	1 214	343	8 183	48	1 058	6	29	5	52	1	(Z)	TN	
62	544	13	62	46	317	120	933	86	945	14	23	29	82	-	-	AL	
7	108	18	301	7	153	61	1 084	181	3 581	(Z)	(Z)	(Z)	(Z)	-	-	MS	
(Z)	1	3	8	21	54	63	706	396	14 714	13	5	2	6	(Z)	(Z)	WNC	
65	216	66	253	3	25	49	174	289	9 389	26	107	61	204	1	3	AR	
59	84	56	557	43	74	33	163	1 961	58 036	86	758	69	159	12	289	LA	
-	-	-	-	-	-	-	-	-	-	86	4 742	-	-	-	-	OK	
-	-	-	-	-	-	-	-	-	-	70	5 119	-	-	-	-	TX	
-	-	-	-	-	-	-	-	-	-	76	2 922	-	-	-	-	MNT	
1	(Z)	16	41	1	(Z)	1	(Z)	5	(Z)	361	11 914	23	3	-	-	ID	
-	-	-	-	-	-	-	-	-	-	112	7 315	-	-	-	-	628	MT
9	35	3	10	(Z)	(Z)	(Z)	(Z)	1	13	286	13 965	(Z)	5	-	-	WY	
(Z)	(Z)	(Z)	(Z)	-	-	-	-	(Z)	(Z)	176	2 231	25	382	(Z)	(Z)	CO	
4	14	2	1	1	5	(Z)	(Z)	(Z)	(Z)	19	253	104	1 747	3	51	NM	
1	1	(Z)	3	-	-	(Z)	(Z)	(Z)	(Z)	2	(Z)	399	9 708	-	-	AZ	
72	75	30	39	41	14	10	6	73	65	4	12	232	10 941	-	-	OR	
										171	799	2 857	71 611	26	94	CA	

TABLE 9. SHIPMENTS BY MANUFACTURING ESTABLISHMENTS--INDUSTRY GROUP AND ORIGIN BY DESTINATION: 1977--CON.

SIC CODE	INDUSTRY DESCRIPTION AND STATE OF ORIGIN	ALL SHIPMENTS						VALUE (MILLION DOLLARS) AND TONS (THOUSANDS) OF SHIPMENTS BY DESTINATION			
		VALUE (MILLION DOLLARS) (A)	TONS (THOU- SANDS) (B)	TON-MILES (MIL- LIONS) (C)	STANDARD ERROR (PERCENT) FOR COLUMNS--			NEW ENGLAND		MIDDLE ATLANTIC	
					A	8	C	VALUE	TONS	VALUE	TONS
321	FLAT GLASS. . . . .	1 575	3 592	1 569	5	6	7	15	47	171	527
	MIDDLE ATLANTIC										
	NEW JERSEY. . . . .	32	115	42	8	6	14	3	9	12	43
	PENNSYLVANIA. . . . .	164	561	171	2	1	6	3	9	56	189
	EAST NORTH CENTRAL										
	OHIO. . . . .	266	262	68	14	10	18	1	(Z)	14	20
	ILLINOIS. . . . .	147	132	50	26	64	72	1	3	1	4
	MICHIGAN. . . . .	205	395	49	13	3	15	1	2	15	19
	WEST NORTH CENTRAL										
	MISSOURI. . . . .	52	120	74	18	23	12	2	2	10	21
	SOUTH ATLANTIC										
	WEST VIRGINIA. . . . .	36	110	53	59	67	66	(Z)	1	6	17
	NORTH CAROLINA. . . . .	45	153	92	13	14	14	-	-	4	13
	EAST SOUTH CENTRAL										
	TENNESSEE. . . . .	307	804	402	7	12	15	6	20	37	147
	WEST SOUTH CENTRAL										
	ARKANSAS. . . . .	1	2	1	100	100	100	-	-	(Z)	(Z)
	OKLAHOMA. . . . .	123	391	274	7	6	10	-	-	13	44
	TEXAS. . . . .	74	233	169	8	2	5	-	-	(Z)	2
	PACIFIC										
	CALIFORNIA. . . . .	103	250	93	43	54	56	-	-	-	-
322	GLASS OR GLASSWARE, PRESSED OR BLOWN. . . . .	5 769	14 536	3 660	14	15	16	159	336	1 389	3 357
	MIDDLE ATLANTIC										
	NEW YORK. . . . .	307	573	76	35	4	8	7	26	242	513
	NEW JERSEY. . . . .	650	1 992	227	47	61	30	54	152	427	1 472
	PENNSYLVANIA. . . . .	669	1 597	629	26	34	47	19	43	270	734
	EAST NORTH CENTRAL										
	OHIO. . . . .	605	784	338	34	44	37	34	28	90	115
	INDIANA. . . . .	372	1 214	239	40	45	40	2	4	19	52
	ILLINOIS. . . . .	413	1 521	357	37	31	48	-	-	39	54
	MICHIGAN. . . . .	48	201	26	5	4	9	-	-	2	8
	SOUTH ATLANTIC										
	MARYLAND. . . . .	64	179	49	45	68	32	5	13	24	65
	WEST VIRGINIA. . . . .	378	600	261	24	10	16	7	23	114	108
	NORTH CAROLINA. . . . .	248	457	111	36	70	36	(Z)	(Z)	13	13
	SOUTH CAROLINA. . . . .	203	304	125	20	50	23	8	8	12	13
	GEORGIA. . . . .	98	384	86	4	4	5	-	-	-	-
	FLORIDA. . . . .	98	259	22	56	70	75	-	-	-	-
	EAST SOUTH CENTRAL										
	KENTUCKY. . . . .	87	45	36	47	48	62	-	-	42	23
	TENNESSEE. . . . .	86	81	50	75	77	74	2	3	6	7
	MISSISSIPPI. . . . .	43	193	29	69	69	69	-	-	-	-
	WEST SOUTH CENTRAL										
	LOUISIANA. . . . .	82	337	38	74	74	78	-	-	-	-
	OKLAHOMA. . . . .	179	531	320	22	7	9	9	14	4	3
	TEXAS. . . . .	151	600	90	90	89	90	-	-	-	-
	PACIFIC										
	WASHINGTON. . . . .	33	129	59	6	8	18	1	4	-	-
	OREGON. . . . .	30	101	25	100	100	100	-	-	-	-
	CALIFORNIA. . . . .	546	1 535	224	40	40	37	-	-	3	4
323	PRODUCTS OF PURCHASED GLASS. . . . .	1 840	1 185	417	13	18	20	43	21	345	199
	NEW ENGLAND										
	MASSACHUSETTS. . . . .	43	66	-	100	100	-	-	-	-	-
	MIDDLE ATLANTIC										
	NEW YORK. . . . .	170	113	34	42	63	61	4	3	80	75
	NEW JERSEY. . . . .	115	44	12	69	95	95	7	3	91	34
	PENNSYLVANIA. . . . .	306	158	61	20	16	22	10	5	78	43
	EAST NORTH CENTRAL										
	OHIO. . . . .	200	177	67	29	32	40	1	1	12	13
	INDIANA. . . . .	39	18	8	100	100	100	1	1	3	2
	ILLINOIS. . . . .	78	64	23	72	81	85	3	1	1	1
	MICHIGAN. . . . .	211	154	40	15	17	17	3	1	9	4
	WEST NORTH CENTRAL										
	IOWA. . . . .	20	3	2	100	100	100	-	-	9	1
	KANSAS. . . . .	7	3	1	100	100	100	-	-	-	-
	SOUTH ATLANTIC										
	VIRGINIA. . . . .	39	34	21	69	84	87	1	1	1	1
	WEST VIRGINIA. . . . .	39	97	57	100	100	100	1	2	4	11
	NORTH CAROLINA. . . . .	78	16	2	100	100	100	-	-	-	-
	GEORGIA. . . . .	32	21	11	76	69	77	1	(Z)	4	2
	FLORIDA. . . . .	15	28	7	100	100	100	-	-	-	-
	EAST SOUTH CENTRAL										
	TENNESSEE. . . . .	15	3	2	17	16	15	(Z)	(Z)	1	(Z)
	WEST SOUTH CENTRAL										
	LOUISIANA. . . . .	1	1	(Z)	100	100	100	-	-	(Z)	(Z)
	OKLAHOMA. . . . .	4	(Z)	1	100	100	100	-	-	-	-





TABLE 9. SHIPMENTS BY MANUFACTURING ESTABLISHMENTS--INDUSTRY GROUP AND ORIGIN BY DESTINATION: 1977--CON.

SIC CODE	INDUSTRY DESCRIPTION AND STATE OF ORIGIN	ALL SHIPMENTS						VALUE (MILLION DOLLARS) AND TONS (THOUSANDS) OF SHIPMENTS BY DESTINATION					
		VALUE (MILLION DOLLARS) (A)	TONS (THOU- SANDS) (B)	TON-MILES (MIL- LIONS) (C)	STANDARD ERROR (PERCENT) FOR COLUMNS--			NEW ENGLAND		MIDDLE ATLANTIC			
					A	B	C	VALUE	TONS	VALUE	TONS		
323	PRODUCTS OF PURCHASED GLASS . . . . .												
	WEST SOUTH CENTRAL												
	TEXAS . . . . .	28	38	19	78	99	100	-	-	1	2		
	PACIFIC CALIFORNIA . . . . .	184	17	15	79	69	88	8	1	26	1		
324	CEMENT, HYDRAULIC . . . . .	3 032	82 595	9 206	13	13	17	20	617	186	5 068		
	MIDDLE ATLANTIC												
	NEW YORK . . . . .	89	2 813	1 127	11	11	12	16	534	19	615		
	PENNSYLVANIA . . . . .	212	5 714	394	55	56	57	3	80	149	3 921		
	EAST NORTH CENTRAL												
	INDIANA . . . . .	101	2 569	271	2	2	10	-	-	-	-		
	ILLINOIS . . . . .	58	1 575	140	100	100	100	-	-	-	-		
	MICHIGAN . . . . .	192	6 449	1 368	9	8	11	-	-	5	159		
	WEST NORTH CENTRAL												
	IOWA . . . . .	105	2 556	273	7	8	15	-	-	-	-		
	MISSOURI . . . . .	170	9 892	402	100	100	100	-	-	-	-		
	SOUTH DAKOTA . . . . .	25	564	137	4	4	7	-	-	-	-		
	KANSAS . . . . .	79	2 306	293	71	72	70	-	-	-	-		
	SOUTH ATLANTIC												
	MARYLAND . . . . .	47	1 331	90	100	100	100	-	-	5	151		
	VIRGINIA . . . . .	25	625	46	100	100	100	-	-	-	-		
	WEST VIRGINIA . . . . .	22	649	45	14	16	23	-	-	4	130		
	SOUTH CAROLINA . . . . .	65	1 680	234	9	10	18	-	-	-	-		
	GEORGIA . . . . .	44	1 188	86	100	100	100	-	-	-	-		
	FLORIDA . . . . .	85	2 655	187	100	100	100	-	-	-	-		
	EAST SOUTH CENTRAL												
	KENTUCKY . . . . .	20	576	33	100	100	100	-	-	-	-		
	TENNESSEE . . . . .	66	1 360	7	100	100	100	-	-	-	-		
	ALABAMA . . . . .	103	2 636	220	71	71	71	-	-	-	-		
	WEST SOUTH CENTRAL												
	ARKANSAS . . . . .	49	1 149	155	13	15	12	-	-	-	-		
	LOUISIANA . . . . .	35	842	31	3	3	29	-	-	-	-		
	TEXAS . . . . .	384	9 287	1 029	27	27	30	-	-	-	-		
	MOUNTAIN												
	COLORADO . . . . .	68	1 716	118	100	100	100	-	-	-	-		
	ARIZONA . . . . .	61	1 092	102	10	11	21	-	-	-	-		
	PACIFIC												
	WASHINGTON . . . . .	74	1 213	168	55	63	72	-	-	-	-		
	CALIFORNIA . . . . .	433	9 033	1 036	35	34	48	-	-	-	-		
325	STRUCTURAL CLAY PRODUCTS . . . . .	1 837	20 982	4 032	5	8	10	43	251	217	2 216		
	MIDDLE ATLANTIC												
	NEW YORK . . . . .	23	15	6	100	100	100	15	13	4	(Z)		
	NEW JERSEY . . . . .	19	40	14	12	13	19	2	4	6	12		
	PENNSYLVANIA . . . . .	224	2 694	591	17	27	31	12	100	91	1 246		
	EAST NORTH CENTRAL												
	OHIO . . . . .	255	2 272	534	19	25	23	9	88	60	428		
	INDIANA . . . . .	39	585	68	52	80	78	-	-	(Z)	2		
	ILLINOIS . . . . .	59	852	78	47	45	44	-	-	-	-		
	MICHIGAN . . . . .	11	41	4	75	84	88	-	-	(Z)	1		
	WEST NORTH CENTRAL												
	IOWA . . . . .	20	311	58	62	82	87	-	-	-	-		
	MISSOURI . . . . .	179	800	438	16	18	17	2	14	11	39		
	NEBRASKA . . . . .	7	101	12	100	100	100	-	-	-	-		
	KANSAS . . . . .	20	302	31	45	78	62	-	-	-	-		
	SOUTH ATLANTIC												
	MARYLAND . . . . .	26	500	39	56	55	60	-	-	11	148		
	VIRGINIA . . . . .	29	452	27	69	96	98	-	-	2	78		
	WEST VIRGINIA . . . . .	26	274	123	30	7	18	-	-	-	4		
	NORTH CAROLINA . . . . .	91	2 306	430	45	53	53	2	9	9	125		
	SOUTH CAROLINA . . . . .	41	969	139	43	48	52	1	17	2	33		
	GEORGIA . . . . .	105	1 366	314	58	91	82	(Z)	2	6	9		
	FLORIDA . . . . .	24	85	32	15	9	8	(Z)	(Z)	1	2		
	EAST SOUTH CENTRAL												
	KENTUCKY . . . . .	48	417	64	46	16	42	(Z)	1	3	9		
	TENNESSEE . . . . .	38	56	36	100	100	100	-	-	-	-		
	ALABAMA . . . . .	78	1 364	111	52	89	57	-	-	4	15		
	MISSISSIPPI . . . . .	47	1 036	239	100	100	100	-	-	-	-		
	WEST SOUTH CENTRAL												
	ARKANSAS . . . . .	29	502	69	19	18	28	-	-	1	1		
	TEXAS . . . . .	163	1 700	313	23	31	24	-	-	-	-		
	MOUNTAIN												
	COLORADO . . . . .	29	514	23	75	77	70	-	-	-	-		
	NEW MEXICO . . . . .	2	34	2	100	100	100	-	-	-	-		
	ARIZONA . . . . .	9	56	2	20	19	42	-	-	-	-		
	UTAH . . . . .	18	146	50	31	26	74	-	-	-	-		
	PACIFIC												
	OREGON . . . . .	3	154	11	100	100	100	-	-	-	-		
	CALIFORNIA . . . . .	110	411	60	41	32	26	-	-	-	-		

VALUE (MILLION DOLLARS) AND TONS (THOUSANDS) OF SHIPMENTS BY DESTINATION

EAST NORTH CENTRAL		WEST NORTH CENTRAL		SOUTH ATLANTIC		EAST SOUTH CENTRAL		WEST SOUTH CENTRAL		MOUNTAIN		PACIFIC		UNKNOWN		SIC AND AREA CODE
VALUE	TONS	VALUE	TONS	VALUE	TONS	VALUE	TONS	VALUE	TONS	VALUE	TONS	VALUE	TONS	VALUE	TONS	
																323
1	1	(Z)	1	2	4	1	2	20	22	3	6	-	-	-	-	WSC TX
30	2	8	1	4	(Z)	-	-	16	1	28	2	63	9	-	-	PAC CA
447	13 662	427	17 126	404	11 264	206	4 930	520	12 709	280	6 184	535	10 769	7	266	324
1	40	-	-	52	1 625	-	-	-	-	-	-	-	-	-	-	MA NY PA
47	1 378	-	-	12	327	(Z)	9	-	-	-	-	-	-	-	-	ENC IN IL MI
62	1 630	-	-	21	457	17	482	-	-	-	-	-	-	-	-	WNC IA MO SO KS
50	1 335	7	240	-	-	-	-	-	-	-	-	-	-	-	-	SA MD VA WV SC GA FL
187	6 290	-	-	-	-	-	-	-	-	-	-	-	-	-	-	ESC KY TN AL
5	140	98	2 368	-	-	2	48	-	-	-	-	-	-	-	-	WSC AR LA TX
-	-	170	9 892	-	-	-	-	-	-	-	-	-	-	-	-	MNT CO AZ
-	-	20	441	-	-	-	-	-	-	5	122	-	-	-	-	PAC WA CA
-	-	65	1 880	-	-	-	-	14	426	-	-	-	-	-	-	MA NY NJ PA
-	-	-	-	43	1 180	-	-	-	-	-	-	-	-	-	-	ENC OH IN IL MI
-	-	-	-	25	625	-	-	-	-	-	-	-	-	-	-	WNC IA MO SO KS
-	-	-	-	18	519	-	-	-	-	-	-	-	-	-	-	SA MD VA WV SC GA FL
-	-	-	-	65	1 680	-	-	-	-	-	-	-	-	-	-	ESC KY TN AL
-	-	-	-	44	1 188	-	-	-	-	-	-	-	-	-	-	WSC AR LA TX
-	-	-	-	85	2 655	-	-	-	-	-	-	-	-	-	-	MNT CO AZ
3	68	-	-	(Z)	12	17	496	-	-	-	-	-	-	-	-	PAC WA CA
-	-	-	-	-	-	66	1 360	-	-	-	-	-	-	-	-	MA NY NJ PA
-	-	-	-	10	240	64	1 589	30	806	-	-	-	-	-	-	ENC OH IN IL MI
-	-	-	-	-	-	4	82	45	1 067	-	-	-	-	-	-	WNC IA MO SO KS
-	-	-	-	-	-	(Z)	12	33	811	-	-	-	-	-	-	SA MD VA WV SC GA FL
-	-	18	408	-	-	4	87	334	8 042	23	534	-	-	5	216	ESC KY TN AL
-	-	2	27	-	-	-	-	-	-	66	1 689	-	-	-	-	WNC IA MO SO KS
-	-	-	-	-	-	-	-	-	-	61	1 092	-	-	-	-	SA MD VA WV SC GA FL
(Z)	8	(Z)	(Z)	(Z)	3	-	-	-	-	15	341	74	1 213	1	18	ESC KY TN AL
447	4 752	88	877	327	5 230	165	2 586	269	3 408	105	906	163	703	13	54	325
3	2	-	-	1	(Z)	-	-	(Z)	(Z)	(Z)	(Z)	(Z)	(Z)	-	-	MA NY NJ PA
1	4	2	3	9	18	-	-	-	-	-	-	-	-	-	-	ENC OH IN IL MI
52	504	2	8	40	424	10	322	8	41	(Z)	1	7	9	2	39	WNC IA MO SO KS
117	1 381	9	58	24	132	22	120	7	41	2	15	4	10	1	(Z)	SA MD VA WV SC GA FL
35	543	2	15	(Z)	(Z)	2	25	-	-	-	-	-	-	-	-	ESC KY TN AL
57	812	1	29	-	-	-	-	-	-	-	-	-	-	1	11	WNC IA MO SO KS
11	39	-	-	(Z)	1	-	-	-	-	-	-	-	-	-	-	SA MD VA WV SC GA FL
4	77	15	234	-	-	-	-	-	-	-	-	-	-	1	(Z)	ESC KY TN AL
60	244	19	88	17	71	12	68	38	225	11	21	6	28	3	2	WNC IA MO SO KS
1	22	6	79	-	-	-	-	-	-	-	-	-	-	-	-	SA MD VA WV SC GA FL
-	-	14	257	-	-	-	-	4	45	-	-	-	-	2	(Z)	ESC KY TN AL
(Z)	3	(Z)	(Z)	14	346	-	-	(Z)	(Z)	(Z)	2	-	-	(Z)	(Z)	SA MD VA WV SC GA FL
(Z)	(Z)	-	-	26	374	1	1	-	-	-	-	-	-	-	-	ESC KY TN AL
12	139	1	14	2	13	3	6	1	12	2	34	(Z)	7	-	-	WNC IA MO SO KS
9	301	-	-	69	1 822	(Z)	1	2	48	(Z)	(Z)	-	-	-	-	SA MD VA WV SC GA FL
3	89	-	-	33	797	2	31	(Z)	1	-	-	-	-	-	-	ESC KY TN AL
21	128	(Z)	(Z)	56	945	6	132	7	140	(Z)	(Z)	7	8	-	-	WNC IA MO SO KS
1	3	-	-	12	55	9	21	(Z)	1	(Z)	(Z)	(Z)	2	-	-	SA MD VA WV SC GA FL
18	157	2	7	7	39	15	195	4	9	-	-	-	-	-	-	ESC KY TN AL
12	17	3	5	(Z)	(Z)	10	15	4	6	(Z)	1	8	11	-	(Z)	WNC IA MO SO KS
10	20	1	4	7	32	48	1 270	4	15	3	9	-	-	1	-	SA MD VA WV SC GA FL
7	184	-	-	4	115	19	350	17	388	-	-	-	-	-	-	ESC KY TN AL
(Z)	(Z)	2	27	(Z)	(Z)	(Z)	(Z)	26	474	(Z)	(Z)	(Z)	(Z)	-	-	WNC IA MO SO KS
4	6	5	14	3	4	2	9	121	1 617	11	24	15	25	2	1	ESC KY TN AL
-	-	(Z)	6	-	-	-	-	-	-	29	508	-	-	-	-	MNT CO AZ UT
-	-	-	-	-	-	-	-	-	-	2	34	-	-	-	-	WNC IA MO SO KS
-	-	-	-	-	-	-	-	-	-	9	56	-	-	-	-	SA MD VA WV SC GA FL
2	29	-	-	(Z)	(Z)	-	-	-	-	16	116	-	-	-	-	ESC KY TN AL
-	-	-	-	-	-	-	-	-	-	-	-	3	154	-	-	PAC OR CA
2	1	-	-	1	1	-	-	1	1	13	47	94	360	-	-	ESC KY TN AL



TABLE 9. SHIPMENTS BY MANUFACTURING ESTABLISHMENTS--INDUSTRY GROUP AND ORIGIN BY DESTINATION: 1977--CON.

SIC CODE	INDUSTRY DESCRIPTION AND STATE OF ORIGIN	ALL SHIPMENTS						VALUE (MILLION DOLLARS) AND TONS (THOUSANDS) OF SHIPMENTS BY DESTINATION			
		VALUE (MILLION DOLLARS) (A)	TONS (THOU- SANDS) (B)	TON-MILES (MIL- LIONS) (C)	STANDARD ERROR (PERCENT) FOR COLUMNS--			NEW ENGLAND		MIDDLE ATLANTIC	
					A	B	C	VALUE	TONS	VALUE	TONS
326	POTTERY OR RELATED PRODUCTS . . . . .	1 259	998	531	7	11	10	78	73	187	123
	NEW ENGLAND										
	VERMONT . . . . .	2	1	1	100	100	100	1	1	1	(2)
	MIDDLE ATLANTIC										
	NEW YORK . . . . .	99	60	40	17	24	20	4	1	25	18
	NEW JERSEY . . . . .	119	56	19	21	42	38	5	5	49	29
	PENNSYLVANIA . . . . .	132	83	45	19	15	11	11	6	27	17
	EAST NORTH CENTRAL										
	OHIO . . . . .	218	167	88	18	24	28	7	6	26	22
	INDIANA . . . . .	22	35	16	100	100	100	-	-	(2)	(2)
	ILLINOIS . . . . .	61	63	38	32	43	55	2	1	10	9
	MICHIGAN . . . . .	40	121	37	47	21	37	3	22	2	4
	WISCONSIN . . . . .	45	43	22	100	100	100	11	10	2	2
	WEST NORTH CENTRAL										
	MISSOURI . . . . .	11	22	9	46	25	40	-	-	-	-
	SOUTH ATLANTIC										
	MARYLAND . . . . .	18	17	22	22	21	31	2	1	1	1
	WEST VIRGINIA . . . . .	54	43	28	23	22	32	2	2	4	3
	NORTH CAROLINA . . . . .	6	2	1	100	100	100	(2)	(2)	1	(2)
	SOUTH CAROLINA . . . . .	58	31	18	8	8	11	8	5	9	5
	GEORGIA . . . . .	19	23	12	70	69	71	1	2	2	2
	EAST SOUTH CENTRAL										
	KENTUCKY . . . . .	17	11	5	59	83	76	1	1	4	2
	TENNESSEE . . . . .	23	15	10	61	78	77	1	(2)	4	1
	MISSISSIPPI . . . . .	8	11	8	100	100	100	-	-	-	-
	WEST SOUTH CENTRAL										
	LOUISIANA . . . . .	20	17	8	21	21	24	-	-	(2)	(2)
	OKLAHOMA . . . . .	3	1	(2)	13	13	16	(2)	(2)	(2)	(2)
	TEXAS . . . . .	46	68	41	87	69	72	-	-	(2)	(2)
	MOUNTAIN										
	COLORADO . . . . .	49	7	4	100	100	100	-	-	1	(2)
	PACIFIC										
	WASHINGTON . . . . .	1	2	(2)	69	89	92	(2)	(2)	(2)	(2)
	OREGON . . . . .	4	1	2	100	100	100	-	-	(2)	(2)
	CALIFORNIA . . . . .	134	64	34	13	19	10	2	1	9	3
327	CONCRETE, GYPSUM, PLASTER PRODUCTS . . . . .	11 530	469 821	18 786	9	11	27	342	12 571	1 160	47 768
	NEW ENGLAND										
	NEW HAMPSHIRE . . . . .	50	2 504	41	75	94	74	50	2 500	(2)	4
	MASSACHUSETTS . . . . .	117	4 014	27	68	78	57	115	3 967	2	46
	MIDDLE ATLANTIC										
	NEW YORK . . . . .	402	19 808	1 733	52	64	90	11	204	368	18 242
	NEW JERSEY . . . . .	232	2 705	157	71	63	56	18	238	206	2 301
	PENNSYLVANIA . . . . .	455	25 217	894	55	64	57	1	32	433	24 802
	EAST NORTH CENTRAL										
	OHIO . . . . .	603	7 878	659	48	35	20	(2)	12	58	904
	INDIANA . . . . .	350	15 707	433	63	84	58	-	-	(2)	5
	ILLINOIS . . . . .	563	35 221	346	65	52	56	-	-	-	-
	MICHIGAN . . . . .	410	8 394	200	52	56	42	-	-	-	-
	WISCONSIN . . . . .	273	13 279	238	59	88	70	-	-	-	-
	WEST NORTH CENTRAL										
	MINNESOTA . . . . .	266	11 556	148	53	70	58	-	-	-	-
	IOWA . . . . .	297	12 748	1 225	68	89	67	3	24	-	-
	MISSOURI . . . . .	275	14 835	2 476	42	52	77	-	-	1	12
	NORTH DAKOTA . . . . .	39	2 561	47	100	100	100	-	-	-	-
	NEBRASKA . . . . .	105	2 582	15	100	100	100	-	-	-	-
	KANSAS . . . . .	139	2 339	505	69	70	73	-	-	1	10
	SOUTH ATLANTIC										
	MARYLAND . . . . .	272	10 681	219	46	63	31	2	13	54	560
	DISTRICT OF COLUMBIA . . . . .	8	510	3	4	4	4	-	-	-	-
	VIRGINIA . . . . .	305	14 366	417	34	42	22	-	-	11	330
	NORTH CAROLINA . . . . .	217	10 763	156	61	80	49	-	-	-	-
	SOUTH CAROLINA . . . . .	126	3 021	64	91	88	90	-	-	-	-
	GEORGIA . . . . .	294	15 828	240	18	7	42	-	-	-	-
	FLORIDA . . . . .	555	22 558	1 605	51	73	68	-	-	-	-
	EAST SOUTH CENTRAL										
	KENTUCKY . . . . .	132	24	(2)	100	100	100	-	-	-	-
	TENNESSEE . . . . .	195	4 525	65	68	53	82	-	-	-	-
	ALABAMA . . . . .	190	4 919	559	45	40	46	-	-	-	-
	WEST SOUTH CENTRAL										
	ARKANSAS . . . . .	117	1 921	490	65	62	70	-	-	-	-
	LOUISIANA . . . . .	244	13 229	211	53	62	46	-	-	-	-
	OKLAHOMA . . . . .	187	8 041	317	46	60	63	-	-	2	34
	TEXAS . . . . .	1 076	47 040	1 127	31	33	30	-	-	-	-
	MOUNTAIN										
	MONTANA . . . . .	49	2 674	13	100	100	100	-	-	-	-
	IDAHO . . . . .	70	4 884	22	100	100	100	-	-	-	-
	WYOMING . . . . .	68	2 610	13	100	100	100	-	-	-	-
	COLORADO . . . . .	196	7 801	87	6	4	14	-	-	-	-
	NEW MEXICO . . . . .	80	5 354	27	100	100	100	-	-	-	-
	ARIZONA . . . . .	206	12 381	662	22	7	13	-	-	-	-

VALUE (HILLION DOLLARS) AND TONS (THOUSANDS) OF SHIPMENTS BY DESTINATION

EAST NORTH CENTRAL		WEST NORTH CENTRAL		SOUTH ATLANTIC		EAST SOUTH CENTRAL		WEST SOUTH CENTRAL		MOUNTAIN		PACIFIC		UNKNOWN		SIC AND AREA CODE
VALUE	TONS	VALUE	TONS	VALUE	TONS	VALUE	TONS	VALUE	TONS	VALUE	TONS	VALUE	TONS	VALUE	TONS	
230	262	96	76	211	151	74	55	115	100	60	38	165	92	43	27	326
(Z)	(Z)	-	-	(Z)	(Z)	-	-	(Z)	(Z)	-	-	(Z)	(Z)	-	-	NE VT
19	13	6	5	18	11	10	5	6	3	5	2	7	3	1	1	MA NY NJ PA
9	7	5	1	15	6	7	4	7	2	2	1	11	1	8	8	(Z) (Z)
32	22	9	6	26	19	7	3	6	4	5	2	9	4	(Z)	(Z)	PA
60	62	18	11	53	31	10	7	18	8	8	7	17	12	1	(Z)	ENC OH IN IL HI WI
4	6	4	6	3	5	3	5	8	13	-	-	-	-	-	-	(Z) OH IN IL HI WI
16	20	2	3	7	9	7	4	4	6	2	4	4	5	7	3	IL HI WI
22	74	1	1	7	11	1	4	1	2	(Z)	(Z)	2	2	-	-	HI WI
17	13	8	13	3	1	1	1	(Z)	(Z)	1	1	2	2	-	-	WI
1	5	5	8	1	4	(Z)	1	1	1	2	2	1	1	-	-	WNC HO
2	2	2	2	2	2	(Z)	(Z)	(Z)	(Z)	2	2	6	6	-	-	SA HO WV NC SC GA
12	10	8	7	13	10	3	2	3	3	6	4	3	3	-	-	SA HO WV NC SC GA
1	(Z)	1	(Z)	1	(Z)	1	(Z)	1	(Z)	(Z)	(Z)	(Z)	(Z)	-	-	WV NC SC GA
6	3	3	2	14	6	5	3	9	6	1	1	(Z)	(Z)	3	(Z)	SC GA
4	4	1	1	7	9	2	3	(Z)	(Z)	(Z)	(Z)	1	1	-	-	SC GA
2	2	1	1	4	3	4	2	1	1	(Z)	(Z)	1	(Z)	-	-	ESC KY TN HS
5	5	(Z)	(Z)	8	5	1	1	4	2	-	-	1	1	-	-	ESC KY TN HS
1	2	(Z)	1	1	1	1	1	3	3	1	1	1	2	-	-	ESC KY TN HS
(Z)	(Z)	(Z)	(Z)	9	8	4	3	6	5	1	1	(Z)	(Z)	-	-	WSC LA OK TX
(Z)	(Z)	1	(Z)	(Z)	8	(Z)	(Z)	(Z)	(Z)	(Z)	(Z)	(Z)	(Z)	1	(Z)	WSC LA OK TX
3	5	1	(Z)	2	3	2	3	20	35	7	7	12	14	-	-	WSC LA OK TX
1	(Z)	11	1	(Z)	(Z)	1	(Z)	4	(Z)	10	2	19	3	-	-	HNT CO
(Z)	(Z)	(Z)	(Z)	(Z)	(Z)	(Z)	(Z)	(Z)	(Z)	(Z)	(Z)	1	2	-	-	PAC WA OR CA
1	(Z)	(Z)	(Z)	(Z)	(Z)	(Z)	(Z)	(Z)	(Z)	(Z)	(Z)	1	1	(Z)	-	WA OR CA
9	3	4	2	13	3	3	1	10	3	4	1	57	25	22	21	CA
2 241	85 699	985	40 163	1 858	82 907	727	12 313	1 540	70 256	848	37 960	1 743	77 164	86	3 020	327
-	-	-	-	-	-	-	-	-	-	-	-	-	-	-	-	NE NH MA
2	24	-	-	1	9	-	-	20	1 327	-	-	-	-	-	-	HA NY NJ PA
-	-	-	-	8	165	-	-	-	-	(Z)	(Z)	-	-	-	-	NY NJ PA
2	48	1	14	11	290	-	-	-	-	-	-	(Z)	6	6	25	PA
514	5 944	1	146	19	420	4	316	3	74	-	-	-	-	3	61	ENC OH IN IL MI WI
320	15 238	7	119	3	16	18	311	(Z)	5	-	-	-	-	1	12	OH IN IL MI WI
561	35 176	2	32	(Z)	13	-	-	-	-	-	-	-	-	-	-	IL MI WI
410	8 385	-	-	-	-	(Z)	9	-	-	-	-	-	-	-	-	MI WI
262	13 023	3	83	-	-	-	-	(Z)	19	-	-	-	-	7	155	WI
7	467	259	11 072	-	-	-	-	-	-	-	-	-	-	1	17	HNT IA MO ND NE KS
53	1 285	233	11 315	1	24	-	-	4	51	2	47	-	-	2	2	IA MO ND NE KS
85	5 469	169	8 677	4	121	8	240	9	313	(Z)	3	-	-	-	-	MO ND NE KS
-	-	39	2 561	-	-	-	-	-	-	-	-	-	-	-	-	ND NE KS
-	-	105	2 582	-	-	-	-	-	-	-	-	-	-	-	-	NE KS
3	51	112	1 845	3	38	-	-	1	23	19	373	-	-	-	-	KS
(Z)	5	-	-	216	10 091	-	-	-	-	-	-	-	-	1	12	SA DC VA NC SC GA FL
-	-	-	-	8	510	-	-	-	-	-	-	-	-	-	-	SA DC VA NC SC GA FL
1	41	-	-	288	13 913	3	74	-	-	-	-	(Z)	1	2	6	VA NC SC GA FL
-	-	-	-	217	10 763	-	-	-	-	-	-	-	-	-	-	VA NC SC GA FL
-	-	-	-	126	3 021	-	-	-	-	-	-	-	-	-	-	NC SC GA FL
(Z)	4	-	-	262	15 286	31	538	-	-	-	-	-	-	-	-	GA FL
-	-	(Z)	3	555	22 555	-	-	-	-	-	-	-	-	-	-	FL
-	-	-	-	-	-	132	24	-	-	-	-	-	-	-	-	ESC KY TN AL
2	62	(Z)	3	23	690	177	3 655	2	43	-	-	-	-	17	870	ESC KY TN AL
-	-	-	-	163	4 121	-	-	-	-	-	-	-	-	-	-	AL
6	99	10	146	1	14	37	563	63	1 099	-	-	-	-	-	-	WSC AR LA OK TX
-	-	-	-	-	-	37	528	207	12 701	-	-	-	-	(Z)	(Z)	AR LA OK TX
5	84	5	53	1	18	(Z)	7	171	7 797	1	24	2	22	(Z)	2	OK TX
-	-	4	56	1	18	2	22	1 058	46 756	6	116	-	-	5	72	OK TX
-	-	-	-	-	-	-	-	-	-	49	2 674	-	-	-	-	HNT MT ID WY CO NH AZ
-	-	-	-	-	-	-	-	-	-	60	4 351	-	-	11	533	HNT MT ID WY CO NH AZ
-	-	-	-	-	-	-	-	-	-	68	2 610	-	-	-	-	MT ID WY CO NH AZ
-	-	-	-	-	-	-	-	-	-	196	7 801	-	-	-	-	CO NH AZ
-	-	-	-	-	-	-	-	-	-	80	5 354	-	-	-	-	NH AZ
-	-	-	-	-	-	-	-	1	13	205	12 363	(Z)	5	-	-	AZ

TABLE 9. SHIPMENTS BY MANUFACTURING ESTABLISHMENTS--INDUSTRY GROUP AND ORIGIN BY DESTINATION: 1977--CON.

SIC CODE	INDUSTRY DESCRIPTION AND STATE OF ORIGIN	ALL SHIPMENTS						VALUE (MILLION DOLLARS) AND TONS (THOUSANDS) OF SHIPMENTS BY DESTINATION					
		VALUE (MILLION DOLLARS) (A)	TONS (THOU- SANDS) (B)	TON-MILES* (MIL- LIONS) (C)	STANDARD ERROR (PERCENT) FOR COLUMNS--			NEW ENGLAND		MIDDLE ATLANTIC			
					A	B	C	VALUE	TONS	VALUE	TONS		
327	CONCRETE, GYPSUM, PLASTER PRODUCTS. . . . .												
	MOUNTAIN												
	UTAH. . . . .	157	2 507	936	75	73	94	-	-	18	416		
	NEVADA. . . . .	109	1 854	602	100	100	100	-	-	-	-		
	PACIFIC												
	WASHINGTON. . . . .	230	7 676	82	57	61	53	-	-	-	-		
	OREGON. . . . .	157	8 631	80	49	69	44	-	-	-	-		
	CALIFORNIA. . . . .	1 229	57 714	1 055	16	55	31	-	-	-	-		
328	CUT STONE AND STONE PRODUCTS. . . . .	372	4 419	464	11	46	27	43	110	92	2 065		
	NEW ENGLAND												
	NEW HAMPSHIRE. . . . .	6	43	5	19	18	29	4	31	2	11		
	VERMONT. . . . .	53	80	28	9	10	35	28	41	16	23		
	CONNECTICUT. . . . .	1	1	(Z)	100	100	100	1	1	-	-		
	MIDDLE ATLANTIC												
	NEW YORK. . . . .	23	1 543	8	100	100	100	-	-	23	1 543		
	PENNSYLVANIA. . . . .	13	35	2	100	100	100	-	-	13	35		
	EAST NORTH CENTRAL												
	OHIO. . . . .	20	191	39	17	18	22	(Z)	(Z)	11	107		
	INDIANA. . . . .	14	268	67	13	22	24	2	14	3	28		
	MICHIGAN. . . . .	4	1	(Z)	70	81	100	-	-	-	-		
	WEST NORTH CENTRAL												
	MINNESOTA. . . . .	38	68	40	26	14	13	-	-	1	3		
	MISSOURI. . . . .	12	43	5	63	44	58	-	-	2	1		
	KANSAS. . . . .	6	355	5	72	99	77	-	-	(Z)	(Z)		
	SOUTH ATLANTIC												
	VIRGINIA. . . . .	4	16	2	100	100	100	(Z)	1	(Z)	(Z)		
	NORTH CAROLINA. . . . .	6	115	23	19	46	11	(Z)	1	3	26		
	SOUTH CAROLINA. . . . .	2	3	(Z)	100	100	100	-	-	-	-		
	GEORGIA. . . . .	46	167	87	44	54	53	-	-	1	2		
	FLORIDA. . . . .	4	730	49	100	100	100	-	-	-	-		
	EAST SOUTH CENTRAL												
	TENNESSEE. . . . .	6	26	6	100	100	100	-	-	1	3		
	MISSISSIPPI. . . . .	10	12	(Z)	22	7	34	(Z)	(Z)	(Z)	(Z)		
	WEST SOUTH CENTRAL												
	LOUISIANA. . . . .	4	12	1	100	100	100	-	-	-	-		
	TEXAS. . . . .	17	91	6	72	93	97	-	-	-	-		
	MOUNTAIN												
	COLORADO. . . . .	2	1	(Z)	100	100	100	-	-	-	-		
	PACIFIC												
	WASHINGTON. . . . .	2	6	(Z)	100	100	100	-	-	-	-		
	CALIFORNIA. . . . .	20	12	15	69	69	75	1	(Z)	-	-		
329	MISC. NONMETALLIC MINERAL PRODUCTS. . . . .	7 895	39 294	8 343	8	30	14	288	587	1 237	6 147		
	NEW ENGLAND												
	NEW HAMPSHIRE. . . . .	51	9	5	19	23	23	2	1	8	1		
	MASSACHUSETTS. . . . .	403	128	87	21	21	20	11	10	96	14		
	MIDDLE ATLANTIC												
	NEW YORK. . . . .	632	297	152	13	18	16	46	19	142	103		
	NEW JERSEY. . . . .	514	1 144	392	17	17	25	42	101	145	483		
	PENNSYLVANIA. . . . .	586	5 202	750	17	70	29	31	65	223	4 330		
	EAST NORTH CENTRAL												
	OHIO. . . . .	807	11 920	888	13	60	50	25	35	173	273		
	INDIANA. . . . .	307	4 416	335	32	42	38	3	5	26	29		
	ILLINOIS. . . . .	640	927	382	15	40	40	29	27	69	100		
	MICHIGAN. . . . .	316	778	244	35	24	30	4	22	26	66		
	WISCONSIN. . . . .	202	743	412	18	4	9	17	6	38	29		
	WEST NORTH CENTRAL												
	MINNESOTA. . . . .	446	250	123	7	12	10	(Z)	(Z)	7	16		
	IOWA. . . . .	93	32	21	21	16	25	4	2	1	1		
	MISSOURI. . . . .	93	892	400	44	7	8	3	4	10	17		
	NEBRASKA. . . . .	22	5	4	44	62	62	2	1	1	(Z)		
	KANSAS. . . . .	255	400	227	5	4	6	1	(Z)	4	5		
	SOUTH ATLANTIC												
	DELAWARE. . . . .	9	54	21	100	100	100	(Z)	1	5	31		
	MARYLAND. . . . .	115	640	189	31	12	17	6	7	38	209		
	VIRGINIA. . . . .	92	431	32	32	86	22	(Z)	(Z)	5	1		
	WEST VIRGINIA. . . . .	79	80	18	79	97	95	(Z)	(Z)	34	53		
	NORTH CAROLINA. . . . .	104	114	58	41	53	49	2	2	21	18		
	SOUTH CAROLINA. . . . .	50	38	17	18	10	12	4	4	12	9		
	GEORGIA. . . . .	191	1 360	974	28	56	59	8	174	5	110		
	FLORIDA. . . . .	76	277	242	25	55	62	10	82	7	47		
	EAST SOUTH CENTRAL												
	KENTUCKY. . . . .	72	38	25	37	28	38	2	1	19	12		
	TENNESSEE. . . . .	82	99	39	36	42	35	3	2	13	11		
	ALABAMA. . . . .	76	671	394	34	49	59	6	13	4	34		
	MISSISSIPPI. . . . .	112	413	294	59	57	60	-	-	16	70		
	WEST SOUTH CENTRAL												
	ARKANSAS. . . . .	55	1 206	371	10	7	10	-	-	(Z)	(Z)		
	LOUISIANA. . . . .	109	816	133	67	64	50	(Z)	(Z)	4	13		



VALUE (MILLION DOLLARS) AND TONS (THOUSANDS) OF SHIPMENTS BY DESTINATION

EAST NORTH CENTRAL		WEST NORTH CENTRAL		SOUTH ATLANTIC		EAST SOUTH CENTRAL		WEST SOUTH CENTRAL		MOUNTAIN		PACIFIC		UNKNOWN		SIC AND AREA CODE
VALUE	TONS	VALUE	TONS	VALUE	TONS	VALUE	TONS	VALUE	TONS	VALUE	TONS	VALUE	TONS	VALUE	TONS	
-	-	(Z)	8	-	-	-	-	(Z)	8	127	1 766	11	308	-	-	327
-	-	-	-	-	-	-	-	-	-	15	228	91	1 579	3	46	MNT UT NV
-	-	(Z)	2	-	-	-	-	-	-	-	-	230	7 676	-	-	PAC WA OR CA
-	-	-	-	-	-	-	-	-	-	19	231	1 157	8 628	3	55	
73	523	26	457	38	963	27	68	45	181	15	13	9	14	5	24	328
-	-	(Z)	-	(Z)	1	-	-	4	7	-	-	-	-	-	-	NE NH VT CT
-	-	-	-	-	-	-	-	-	-	-	-	-	-	-	-	MA NY PA
7	74	(Z)	(Z)	1	11	-	-	-	-	1	(Z)	-	-	-	-	ENC OH IN MI
7	191	1	16	2	13	(Z)	(Z)	1	6	-	-	-	-	-	3	
2	1	-	-	-	-	-	-	-	-	-	-	-	-	-	-	
21	36	6	9	2	4	3	8	2	4	1	3	1	2	-	-	WNC MN MO KS
2	2	6	34	-	-	(Z)	(Z)	1	3	(Z)	(Z)	(Z)	1	(Z)	1	
(Z)	1	3	333	(Z)	(Z)	-	-	1	1	(Z)	(Z)	(Z)	(Z)	1	20	
(Z)	(Z)	(Z)	(Z)	3	15	-	-	-	-	-	-	-	-	-	-	SA VA NC SC GA FL
(Z)	2	1	4	1	75	(Z)	2	(Z)	5	-	-	-	-	(Z)	-	
-	-	-	-	2	3	-	-	-	-	-	-	-	-	-	-	
9	65	4	9	16	43	5	21	10	26	1	1	(Z)	1	(Z)	(Z)	
(Z)	1	-	-	4	728	-	-	-	-	-	-	-	-	-	-	
2	8	-	-	-	-	3	15	-	-	-	-	-	-	-	-	ESC TN MS
(Z)	(Z)	(Z)	(Z)	(Z)	(Z)	10	12	(Z)	(Z)	(Z)	(Z)	(Z)	(Z)	-	-	
-	-	-	-	-	-	(Z)	(Z)	4	12	-	-	-	-	(Z)	(Z)	WSC LA TX
-	-	-	-	-	-	-	-	-	-	-	-	-	-	-	-	
-	-	-	-	-	-	-	-	-	-	2	1	-	-	-	-	MNT CO
7	3	2	1	1	1	1	1	(Z)	(Z)	5	5	2	6	-	-	PAC WA CA
2 149	17 630	931	1 234	852	3 338	475	1 388	755	3 228	247	873	849	4 696	112	173	329
21	3	4	1	12	2	(Z)	(Z)	1	(Z)	(Z)	(Z)	2	(Z)	1	2	NE NH MA
176	68	35	13	24	8	8	3	19	4	2	1	9	3	22	3	
181	67	52	23	64	31	55	27	33	10	9	3	46	12	4	1	MA NY NJ PA
105	163	15	26	123	247	20	45	28	35	5	4	25	19	5	22	
172	357	14	22	65	208	21	42	27	69	4	7	19	97	10	4	
341	10 264	24	34	100	1 122	49	76	52	71	12	18	18	19	14	8	OH IN IL MI WI
142	4 164	12	34	38	66	47	46	13	22	5	9	19	42	2	1	
296	392	46	141	40	18	55	112	53	92	11	12	32	32	8	1	
169	359	34	15	27	97	18	58	16	30	3	14	6	6	12	110	
53	400	75	193	1	(Z)	1	3	(Z)	(Z)	1	2	13	110	1	1	
19	33	401	138	9	41	2	7	1	2	1	2	6	10	-	-	WNC MN IA MO NE KS
20	7	34	11	(Z)	(Z)	-	-	11	5	(Z)	(Z)	22	6	-	-	
20	187	13	75	11	143	5	95	27	335	1	34	3	2	-	-	
11	3	3	1	1	(Z)	1	(Z)	-	-	1	(Z)	2	(Z)	-	-	
78	143	58	90	19	27	20	29	19	30	27	37	30	39	-	-	
3	20	-	-	(Z)	1	-	-	(Z)	(Z)	-	-	-	-	-	-	SA OE MO VA WV NC SC GA FL
29	200	4	11	29	180	(Z)	1	5	21	2	5	2	6	-	-	
29	27	8	6	31	376	12	3	(Z)	(Z)	(Z)	(Z)	5	3	1	14	
30	19	2	(Z)	10	6	(Z)	(Z)	3	(Z)	(Z)	(Z)	1	(Z)	-	-	
22	34	11	6	17	21	9	14	11	17	2	2	1	6	4	(Z)	
16	6	2	(Z)	8	13	4	4	2	(Z)	(Z)	(Z)	1	(Z)	(Z)	(Z)	
15	291	7	54	91	352	47	136	6	134	2	3	11	105	-	-	
11	40	4	8	8	23	4	10	20	36	4	8	7	17	1	5	
19	11	2	1	7	5	3	2	2	(Z)	2	(Z)	16	5	-	-	ESC KY TN AL MS
17	31	4	2	7	5	7	40	2	2	(Z)	1	7	4	20	2	
10	137	8	139	11	94	23	135	6	56	3	17	5	45	(Z)	(Z)	
26	113	7	33	21	58	9	25	13	62	7	12	14	39	-	-	
-	-	4	101	5	126	15	345	31	633	-	-	-	-	-	-	WSC AR LA
(Z)	1	3	8	9	21	7	94	72	669	12	4	2	5	-	-	

TABLE 9. SHIPMENTS BY MANUFACTURING ESTABLISHMENTS--INDUSTRY GROUP AND ORIGIN BY DESTINATION: 1977--CON.

SIC CODE	INDUSTRY DESCRIPTION AND STATE OF ORIGIN	ALL SHIPMENTS						VALUE (MILLION DOLLARS) AND TONS (THOUSANDS) OF SHIPMENTS BY DESTINATION					
		VALUE (MILLION DOLLARS) (A)	TONS (THOUSANDS) (B)	TON-MILES (MILLIONS) (C)	STANDARD ERROR (PERCENT) FOR COLUMNS--			NEW ENGLAND		MIDDLE ATLANTIC			
					A	B	C	VALUE	TONS	VALUE	TONS		
329	MISC. NONMETALLIC MINERAL PRODUCTS. . . . .												
	WEST SOUTH CENTRAL												
	OKLAHOMA. . . . .	10	1	(Z)	100	100	100	-	-	-	-	-	-
	TEXAS. . . . .	410	1 094	379	23	37	26	4	1	21	26		
	MOUNTAIN												
	ARIZONA. . . . .	5	198	11	100	100	100	-	-	-	-	-	-
	UTAH. . . . .	28	45	18	56	68	69	(Z)	(Z)	2	1		
	NEVADA. . . . .	6	(Z)	(Z)	100	100	100	-	-	-	-	-	-
	PACIFIC												
	WASHINGTON. . . . .	42	11	2	42	27	96	-	-	(Z)	(Z)		
	CALIFORNIA. . . . .	624	4 105	616	17	75	25	16	2	38	27		
	HAWAII. . . . .	1	(Z)	(Z)	38	38	37	-	-	(Z)	(Z)		
33	PRIMARY METAL PRODUCTS. . . . .	101 302	205 557	53 477	2	5	5	3 567	3 021	14 981	35 697		
	NEW ENGLAND												
	MAINE. . . . .	17	1	1	100	100	100	2	(Z)	5	(Z)		
	NEW HAMPSHIRE. . . . .	109	9	4	35	40	21	63	6	4	(Z)		
	MASSACHUSETTS. . . . .	1 037	280	128	34	39	41	282	106	185	46		
	RHODE ISLAND. . . . .	666	328	264	24	31	39	129	48	135	89		
	CONNECTICUT. . . . .	1 658	937	328	25	31	30	476	273	504	290		
	MIDDLE ATLANTIC												
	NEW YORK. . . . .	5 368	6 267	2 083	10	9	9	355	420	2 059	2 400		
	NEW JERSEY. . . . .	2 074	1 802	397	21	37	22	252	128	1 019	1 249		
	PENNSYLVANIA. . . . .	14 641	40 657	9 019	5	10	7	573	781	4 993	20 773		
	EAST NORTH CENTRAL												
	OHIO. . . . .	13 217	36 700	7 351	5	13	20	240	233	1 345	2 549		
	INDIANA. . . . .	10 157	23 180	4 510	7	7	8	123	76	337	465		
	ILLINOIS. . . . .	7 999	18 674	3 804	9	21	9	84	104	391	547		
	MICHIGAN. . . . .	7 030	16 332	1 795	8	9	9	101	37	458	983		
	WISCONSIN. . . . .	1 454	2 003	383	22	38	35	30	11	97	59		
	WEST NORTH CENTRAL												
	MINNESOTA. . . . .	451	336	108	32	29	39	4	(Z)	12	9		
	IOWA. . . . .	774	442	172	38	35	20	21	5	24	16		
	MISSOURI. . . . .	1 422	1 980	1 005	11	9	12	27	21	210	244		
	NEBRASKA. . . . .	489	499	474	91	97	97	1	(Z)	133	130		
	KANSAS. . . . .	174	223	94	57	83	74	-	-	21	24		
	SOUTH ATLANTIC												
	DELAWARE. . . . .	114	279	72	11	11	14	5	15	52	138		
	MARYLAND. . . . .	1 998	4 863	1 266	6	7	13	165	359	638	1 686		
	VIRGINIA. . . . .	796	852	256	25	29	35	20	62	113	141		
	WEST VIRGINIA. . . . .	2 258	4 315	1 834	6	6	14	113	82	549	868		
	NORTH CAROLINA. . . . .	553	309	135	46	63	69	35	6	100	51		
	SOUTH CAROLINA. . . . .	439	1 353	470	40	30	33	3	12	52	162		
	GEORGIA. . . . .	1 395	1 401	657	17	13	21	154	66	94	69		
	FLORIDA. . . . .	372	487	217	31	44	57	1	(Z)	55	41		
	EAST SOUTH CENTRAL												
	KENTUCKY. . . . .	2 161	4 667	1 260	13	20	16	30	47	396	1 857		
	TENNESSEE. . . . .	1 713	2 029	840	23	26	22	38	24	172	162		
	ALABAMA. . . . .	3 486	6 069	1 982	7	8	12	19	10	221	211		
	MISSISSIPPI. . . . .	254	395	60	44	58	49	1	(Z)	8	10		
	WEST SOUTH CENTRAL												
	ARKANSAS. . . . .	626	444	247	46	55	52	1	1	18	14		
	LOUISIANA. . . . .	690	852	504	19	35	31	29	25	46	41		
	OKLAHOMA. . . . .	294	443	140	34	20	31	2	1	23	11		
	TEXAS. . . . .	4 403	7 249	2 601	14	25	27	13	9	92	89		
	MOUNTAIN												
	MONTANA. . . . .	136	125	107	9	7	6	-	-	-	-		
	IDAHO. . . . .	129	178	186	1	1	3	2	2	13	10		
	COLORADO. . . . .	525	1 162	455	13	11	14	(Z)	(Z)	2	(Z)		
	NEW MEXICO. . . . .	267	1 078	717	21	6	16	-	-	25	40		
	ARIZONA. . . . .	1 522	1 595	783	10	8	9	13	9	105	83		
	UTAH. . . . .	1 125	4 434	2 434	7	16	21	2	1	90	53		
	NEVADA. . . . .	99	38	43	38	69	52	(Z)	(Z)	11	(Z)		
	PACIFIC												
	WASHINGTON. . . . .	2 163	3 213	1 889	29	35	40	16	16	31	23		
	OREGON. . . . .	662	608	598	17	41	13	10	(Z)	27	12		
	CALIFORNIA. . . . .	3 798	5 225	1 133	19	11	13	115	16	67	16		
331	BLAST FURNACE, BASIC STEEL PRODUCTS. . . . .	48 873	148 455	32 344	3	5	4	1 094	1 749	7 269	28 766		
	NEW ENGLAND												
	MASSACHUSETTS. . . . .	172	110	58	59	59	55	33	28	43	28		
	RHODE ISLAND. . . . .	40	71	29	84	98	97	6	9	16	33		
	CONNECTICUT. . . . .	460	320	102	52	69	57	106	51	157	165		
	MIDDLE ATLANTIC												
	NEW YORK. . . . .	1 683	3 727	1 060	8	9	10	122	270	517	1 351		
	NEW JERSEY. . . . .	277	294	43	51	57	53	36	30	150	208		
	PENNSYLVANIA. . . . .	11 549	37 845	8 068	5	11	6	413	707	3 874	19 728		
	EAST NORTH CENTRAL												
	OHIO. . . . .	9 247	31 682	6 572	5	15	22	108	169	857	2 119		
	INDIANA. . . . .	6 509	19 375	3 358	6	8	9	17	33	95	285		
	ILLINOIS. . . . .	4 174	14 384	2 483	15	25	12	26	44	134	368		
	MICHIGAN. . . . .	3 231	9 450	873	15	13	17	46	29	128	401		
	WISCONSIN. . . . .	228	206	98	43	48	43	(Z)	(Z)	14	19		

VALUE (MILLION DOLLARS) AND TONS (THOUSANOS) OF SHIPMENTS BY DESTINATION

EAST NORTH CENTRAL		WEST NORTH CENTRAL		SOUTH ATLANTIC		EAST SOUTH CENTRAL		WEST SOUTH CENTRAL		MOUNTAIN		PACIFIC		UNKNOWN		SIC AND AREA CODE
VALUE	TONS	VALUE	TONS	VALUE	TONS	VALUE	TONS	VALUE	TONS	VALUE	TONS	VALUE	TONS	VALUE	TONS	
(Z) 35	(Z) 14	(Z) 12	(Z) 36	-	-	-	-	8	1	1	(Z) 58	-	-	-	-	329
-	-	-	-	-	-	-	-	-	-	5	198	-	-	-	-	WSC OK TX
6	1	2	(Z)	(Z)	(Z)	(Z)	(Z)	(Z)	(Z)	7	26	10	18	(Z)	(Z)	MNT AZ UT NV
(Z)	(Z)	(Z)	(Z)	-	-	-	-	(Z)	(Z)	2	(Z)	3	(Z)	-	-	
1	(Z)	2	1	(Z)	(Z)	(Z)	(Z)	-	-	2	(Z)	37	10	-	-	PAC WA CA HI
21	50	6	(Z)	20	4	7	4	37	49	62	121	417	3 849	-	-	
(Z)	(Z)	-	-	-	-	-	-	-	-	-	-	(Z)	(Z)	1	(Z)	
40 506	99 321	5 183	7 639	7 563	12 052	5 917	10 772	9 565	15 687	2 946	5 070	7 928	11 938	3 146	4 361	33
(Z) 21	(Z) 2	-	-	3	(Z)	(Z)	(Z)	-	-	1	(Z)	5	(Z)	1	(Z)	NE ME NH MA RI CT
282	66	60	9	94	30	19	4	43	8	31	9	28	3	12	1	
131	83	14	5	39	19	30	14	43	19	6	3	108	42	31	5	
328	238	52	13	122	56	45	25	52	25	8	2	55	14	15	1	
1 610	2 517	152	87	392	388	160	130	97	73	48	17	217	81	278	153	MA NY NJ PA
337	252	20	4	106	57	74	52	35	14	172	15	48	30	11	1	
4 188	11 622	280	342	1 281	2 600	549	1 252	1 485	2 103	109	112	338	267	845	807	
8 528	27 733	345	667	536	1 164	606	1 363	584	1 116	100	199	236	318	696	1 359	ENC OH IN IL MI WI
7 100	17 963	754	1 548	397	582	496	1 037	461	797	110	120	282	347	97	247	
4 797	13 600	1 080	2 151	300	276	349	754	415	688	210	227	313	282	59	45	
5 783	14 758	194	106	106	77	107	67	64	41	31	14	81	18	106	231	
1 029	1 702	83	98	40	25	36	56	64	32	2	1	38	17	36	2	
158	132	192	157	4	2	10	4	17	7	33	17	10	7	11	(Z)	WNC MN IA MO NE KS
441	240	123	66	18	12	37	39	30	20	34	28	45	17	(Z)	(Z)	
267	429	203	345	177	265	98	177	221	307	42	96	129	84	50	11	
43	41	19	28	110	62	5	6	19	24	81	105	77	101	1	(Z)	
23	24	88	144	21	11	3	(Z)	11	9	4	6	3	4	-	-	
21	35	2	3	23	70	2	2	7	15	1	1	2	2	-	-	SA DE MO VA WV NC SC GA FL
279	510	25	44	590	1 448	103	259	88	196	4	2	20	11	87	348	
164	184	7	5	432	423	16	20	13	10	(Z)	(Z)	20	6	9	2	
747	1 874	86	194	262	493	66	117	240	369	24	21	126	152	46	144	
107	66	43	46	163	92	37	31	13	8	5	(Z)	28	5	22	3	
79	241	1	2	289	891	12	35	3	10	-	-	-	-	-	-	
151	146	71	54	372	501	206	306	236	170	33	51	56	32	23	7	
61	73	11	17	178	263	34	56	12	21	2	1	13	15	5	(Z)	
702	1 248	225	273	187	205	259	536	158	180	31	34	120	82	54	205	ESC KY TN AL MS
556	796	91	130	128	122	447	498	128	183	52	76	60	24	13	13	
689	766	112	159	717	1 414	1 187	2 647	311	659	78	123	84	62	68	20	
11	5	14	9	16	15	127	229	66	126	-	-	(Z)	(Z)	10	2	
143	103	45	24	40	23	142	111	142	106	56	41	30	19	9	2	WNC AR LA OK TX
147	132	29	32	51	85	147	308	221	206	(Z)	(Z)	16	22	5	(Z)	
81	89	36	114	20	13	5	2	102	193	13	15	5	3	6	(Z)	
397	635	316	328	45	66	189	316	3 005	5 395	155	257	123	113	69	38	
-	-	116	98	-	-	-	-	4	12	7	11	9	4	-	-	MNT MT ID CO NM AZ UT NV
42	51	13	20	1	1	6	9	6	10	1	1	19	29	27	44	
25	35	72	168	2	(Z)	-	-	138	340	246	541	11	34	28	44	
1	123	(Z)	(Z)	1	63	-	-	230	498	5	272	1	83	4	(Z)	
66	48	41	29	76	59	9	6	456	530	428	384	284	178	43	269	
121	105	9	13	88	86	1	(Z)	50	755	323	1 603	419	1 809	22	10	
50	10	(Z)	(Z)	12	9	-	-	1	1	21	16	4	(Z)	(Z)	(Z)	
383	348	68	46	30	38	190	214	33	27	128	100	1 281	2 398	12	3	PAC WA OR CA
281	192	9	1	5	(Z)	85	83	31	5	18	12	186	301	(Z)	(Z)	
80	44	60	26	59	13	16	4	90	75	140	169	2 867	4 573	304	290	
22 297	75 384	2 075	4 905	3 264	7 763	2 501	6 908	4 532	9 749	815	2 488	2 924	7 066	2 102	3 679	331
56	26	3	2	21	12	1	2	2	1	8	7	5	2	1	1	NE MA RI CT
9	23	(Z)	(Z)	5	5	(Z)	(Z)	1	1	(Z)	(Z)	(Z)	(Z)	3	(Z)	
105	54	18	4	31	27	18	9	10	5	1	(Z)	14	4	-	-	
718	1 789	25	16	90	191	6	3	28	45	1	(Z)	41	14	136	48	MA NY NJ PA
70	48	(Z)	(Z)	11	4	2	1	5	1	-	-	4	2	-	-	
3 269	10 853	190	295	915	2 065	459	1 187	1 320	1 897	72	95	258	223	778	796	
5 800	23 651	238	602	412	1 045	416	1 203	521	1 069	73	185	154	282	668	1 357	ENC OH IN IL MI WI
5 038	15 564	525	1 313	102	277	267	742	279	678	21	43	79	198	86	241	
2 790	10 778	599	1 659	70	140	215	642	195	493	56	109	75	113	14	37	
2 832	8 639	37	70	16	25	41	35	19	10	10	7	12	8	91	226	
106	120	7	3	15	9	11	13	41	26	(Z)	(Z)	32	16	-	-	



TABLE 9. SHIPMENTS BY MANUFACTURING ESTABLISHMENTS--INDUSTRY GROUP AND ORIGIN BY DESTINATION: 1977--CON.

SIC CODE	INDUSTRY DESCRIPTION AND STATE OF ORIGIN	ALL SHIPMENTS						VALUE (MILLION DOLLARS) AND TONS (THOUSANDS) OF SHIPMENTS BY DESTINATION					
		VALUE (MILLION DOLLARS) (A)	TONS (THOUSANDS) (B)	TON-MILES (MILLIONS) (C)	STANDARD ERROR (PERCENT) FOR COLUMNS--			NEW ENGLAND		MIDDLE ATLANTIC			
					A	B	C	VALUE	TONS	VALUE	TONS		
331	BLAST FURNACE, BASIC STEEL PRODUCTS . . . . .												
	WEST NORTH CENTRAL												
	MINNESOTA . . . . .	196	193	73	49	36	49	-	-	9	-	8	-
	IOWA . . . . .	47	4	(Z)	100	100	100	-	-	-	-	-	-
	MISSOURI . . . . .	428	744	358	9	10	13	1	1	12	-	17	-
	SOUTH ATLANTIC												
	DELAWARE . . . . .	75	184	48	11	11	14	3	10	34	-	91	-
	MARYLAND . . . . .	1 526	3 938	1 027	7	7	14	96	267	490	-	1 371	-
	VIRGINIA . . . . .	109	(Z)	(Z)	100	100	100	-	-	-	-	-	-
	WEST VIRGINIA . . . . .	1 286	3 598	1 484	8	7	16	20	52	303	-	738	-
	NORTH CAROLINA . . . . .	27	20	5	100	100	100	-	-	3	-	2	-
	SOUTH CAROLINA . . . . .	298	1 129	414	35	29	33	2	10	46	-	143	-
	GEORGIA . . . . .	168	498	165	12	10	35	-	-	-	-	-	-
	FLORIDA . . . . .	178	304	133	43	46	61	-	-	12	-	22	-
	EAST SOUTH CENTRAL												
	KENTUCKY . . . . .	737	3 235	666	9	25	23	10	26	240	-	1 523	-
	TENNESSEE . . . . .	211	346	210	56	59	56	11	5	44	-	64	-
	ALABAMA . . . . .	1 311	3 635	864	11	11	17	-	-	18	-	44	-
	MISSISSIPPI . . . . .	42	180	19	100	100	100	-	-	-	-	-	-
	WEST SOUTH CENTRAL												
	OKLAHOMA . . . . .	82	55	33	100	100	100	-	-	9	-	5	-
	TEXAS . . . . .	1 430	3 251	762	8	7	11	-	-	9	-	8	-
	MOUNTAIN												
	COLORADO . . . . .	456	1 058	401	11	10	12	-	-	-	-	-	-
	ARIZONA . . . . .	38	(Z)	(Z)	100	100	100	-	-	-	-	-	-
	UTAH . . . . .	475	3 424	1 865	14	19	26	-	-	-	-	-	-
	PACIFIC												
	OREGON . . . . .	124	268	81	69	89	76	-	-	26	-	12	-
	CALIFORNIA . . . . .	1 713	4 189	809	14	10	13	31	4	18	-	3	-
332	IRON OR STEEL FOUNDRY . . . . .	10 812	17 238	3 905	12	16	15	323	253	1 376	-	1 911	-
	NEW ENGLAND												
	NEW HAMPSHIRE . . . . .	44	4	2	35	40	21	25	2	2	-	(Z)	-
	MASSACHUSETTS . . . . .	72	73	13	90	95	95	57	59	5	-	5	-
	CONNECTICUT . . . . .	92	102	6	72	91	73	73	95	3	-	2	-
	MIDDLE ATLANTIC												
	NEW YORK . . . . .	306	269	55	48	60	34	3	1	219	-	208	-
	NEW JERSEY . . . . .	186	326	59	81	100	99	41	51	116	-	214	-
	PENNSYLVANIA . . . . .	925	1 103	437	28	55	69	31	16	419	-	489	-
	EAST NORTH CENTRAL												
	OHIO . . . . .	1 720	2 710	329	26	38	27	10	2	129	-	178	-
	INDIANA . . . . .	539	906	111	60	78	66	3	(Z)	14	-	15	-
	ILLINOIS . . . . .	972	1 804	323	37	62	29	(Z)	(Z)	67	-	69	-
	MICHIGAN . . . . .	2 178	5 474	719	8	5	9	33	1	151	-	508	-
	WISCONSIN . . . . .	746	922	235	36	53	55	7	3	44	-	27	-
	WEST NORTH CENTRAL												
	MINNESOTA . . . . .	95	63	17	97	99	100	-	-	(Z)	-	(Z)	-
	IOWA . . . . .	135	113	27	100	100	100	(Z)	(Z)	(Z)	-	(Z)	-
	MISSOURI . . . . .	144	198	109	6	12	10	-	-	47	-	59	-
	KANSAS . . . . .	85	167	62	85	96	94	-	-	8	-	16	-
	SOUTH ATLANTIC												
	VIRGINIA . . . . .	334	414	132	43	29	38	8	5	45	-	30	-
	NORTH CAROLINA . . . . .	43	3	(Z)	100	100	100	(Z)	(Z)	-	-	-	-
	FLORIDA . . . . .	29	1	1	100	100	100	1	(Z)	12	-	(Z)	-
	EAST SOUTH CENTRAL												
	TENNESSEE . . . . .	246	591	204	62	63	46	(Z)	(Z)	9	-	5	-
	ALABAMA . . . . .	583	1 042	598	27	24	33	2	1	21	-	44	-
	WEST SOUTH CENTRAL												
	LOUISIANA . . . . .	57	31	18	81	95	96	(Z)	(Z)	(Z)	-	(Z)	-
	OKLAHOMA . . . . .	75	59	23	67	87	83	2	1	5	-	3	-
	TEXAS . . . . .	323	370	211	19	19	19	7	5	18	-	22	-
	MOUNTAIN												
	COLORADO . . . . .	26	41	24	73	71	69	-	-	-	-	-	-
	ARIZONA . . . . .	36	61	17	47	30	42	-	-	1	-	1	-
	PACIFIC												
	WASHINGTON . . . . .	77	26	22	75	71	72	-	-	-	-	-	-
	OREGON . . . . .	156	27	22	25	34	39	6	(Z)	7	-	(Z)	-
	CALIFORNIA . . . . .	336	16	4	100	100	100	-	-	12	-	(Z)	-
333	PRIMARY NONFERROUS METALS . . . . .	10 699	14 838	7 522	12	28	21	146	132	1 115	-	1 053	-
	MIDDLE ATLANTIC												
	NEW YORK . . . . .	435	380	151	86	97	97	2	2	166	-	161	-
	NEW JERSEY . . . . .	193	135	11	62	74	35	6	4	175	-	122	-
	PENNSYLVANIA . . . . .	304	697	160	27	23	20	14	18	52	-	112	-
	EAST NORTH CENTRAL												
	OHIO . . . . .	199	210	63	13	6	16	(Z)	(Z)	28	-	33	-
	ILLINOIS . . . . .	59	160	54	30	14	16	-	-	(Z)	-	(Z)	-
	MICHIGAN . . . . .	79	2	2	100	100	100	1	(Z)	21	-	1	-
	WEST NORTH CENTRAL												
	MISSOURI . . . . .	532	873	443	20	20	26	14	17	107	-	143	-

BUREAU OF THE CENSUS



TABLE 9. SHIPMENTS BY MANUFACTURING ESTABLISHMENTS--INDUSTRY GROUP AND ORIGIN BY DESTINATION: 1977--CON.

SIC CODE	INDUSTRY DESCRIPTION AND STATE OF ORIGIN	ALL SHIPMENTS						VALUE (MILLION DOLLARS) AND TONS (THOUSANDS) OF SHIPMENTS BY DESTINATION					
		VALUE (MILLION DOLLARS) (A)	TONS (THOU- SANDS) (B)	TON-MILES (MIL- LIONS) (C)	STANDARD ERROR (PERCENT) FOR COLUMNS--			NEW ENGLAND		MIDDLE ATLANTIC			
					A	B	C	VALUE	TONS	VALUE	TONS		
333	PRIMARY NONFERROUS METALS . . . . .												
	WEST NORTH CENTRAL												
	NEBRASKA . . . . .	191	209	200	100	100	100	-	-	45	53		
	SOUTH ATLANTIC												
	MARYLAND . . . . .	127	99	23	6	6	7	40	30	38	29		
	NORTH CAROLINA . . . . .	189	180	87	100	100	100	1	1	28	27		
	EAST SOUTH CENTRAL												
	TENNESSEE . . . . .	356	356	100	96	97	96	(Z)	(Z)	20	20		
	ALABAMA . . . . .	328	344	35	5	2	6	-	-	9	5		
	WEST SOUTH CENTRAL												
	ARKANSAS . . . . .	197	180	90	100	100	100	-	-	4	4		
	LOUISIANA . . . . .	458	572	366	19	40	34	23	20	36	28		
	OKLAHOMA . . . . .	60	284	64	24	16	19	-	-	-	-		
	TEXAS . . . . .	1 981	3 007	1 303	16	51	42	5	5	26	24		
	MOUNTAIN												
	MONTANA . . . . .	136	125	107	9	7	6	-	-	-	-		
	IDAHO . . . . .	120	165	173	1	1	3	1	2	12	9		
	COLORADO . . . . .	4	1	1	29	29	31	(Z)	(Z)	1	(Z)		
	NEW MEXICO . . . . .	259	1 061	705	22	6	16	-	-	25	40		
	ARIZONA . . . . .	1 053	1 260	560	10	8	6	12	8	101	79		
	UTAH . . . . .	587	790	448	4	3	6	2	1	83	50		
	NEVADA . . . . .	33	25	22	100	100	100	-	-	-	-		
	PACIFIC												
	WASHINGTON . . . . .	1 347	1 980	1 249	42	50	55	7	10	14	17		
	OREGON . . . . .	317	262	448	8	4	5	-	-	-	-		
334	SECONDARY NONFERROUS METALS . . . . .	3 507	4 374	1 013	19	23	21	102	70	651	734		
	MIDDLE ATLANTIC												
	NEW YORK . . . . .	385	376	71	32	37	41	34	49	240	220		
	PENNSYLVANIA . . . . .	259	260	65	55	50	26	-	-	136	148		
	EAST NORTH CENTRAL												
	OHIO . . . . .	315	484	73	56	58	58	-	-	14	38		
	INDIANA . . . . .	284	490	85	47	58	60	-	-	9	16		
	ILLINOIS . . . . .	534	640	130	52	59	52	4	2	23	19		
	SOUTH ATLANTIC												
	VIRGINIA . . . . .	57	87	17	100	100	100	-	-	27	44		
	GEORGIA . . . . .	73	106	32	79	85	100	(Z)	(Z)	5	8		
	EAST SOUTH CENTRAL												
	KENTUCKY . . . . .	12	35	4	100	100	100	-	-	-	-		
	TENNESSEE . . . . .	40	101	37	80	90	88	-	-	4	15		
	ALABAMA . . . . .	139	168	30	11	15	25	-	-	-	-		
	WEST SOUTH CENTRAL												
	LOUISIANA . . . . .	40	83	22	100	100	100	-	-	1	5		
	OKLAHOMA . . . . .	19	21	8	100	100	100	-	-	-	-		
	TEXAS . . . . .	132	154	88	44	42	46	(Z)	(Z)	3	7		
	MOUNTAIN												
	COLORADO . . . . .	7	10	6	100	100	100	-	-	-	-		
	UTAH . . . . .	7	(Z)	(Z)	100	100	100	(Z)	(Z)	2	(Z)		
	PACIFIC												
	CALIFORNIA . . . . .	369	311	91	49	61	60	42	(Z)	1	(Z)		
335	NONFERROUS ROLLING OR DRAWING . . . . .	22 103	13 249	6 813	6	7	7	1 559	683	3 736	1 801		
	NEW ENGLAND												
	MAINE . . . . .	8	(Z)	(Z)	100	100	100	1	(Z)	2	(Z)		
	MASSACHUSETTS . . . . .	623	72	48	53	87	88	117	7	111	8		
	RHODE ISLAND . . . . .	489	199	190	28	31	44	88	30	95	42		
	CONNECTICUT . . . . .	944	442	198	36	39	42	254	104	286	97		
	MIDDLE ATLANTIC												
	NEW YORK . . . . .	2 187	1 369	709	19	15	9	175	96	741	379		
	NEW JERSEY . . . . .	1 007	185	101	38	45	59	127	26	390	61		
	PENNSYLVANIA . . . . .	1 270	618	262	27	28	28	97	37	366	224		
	EAST NORTH CENTRAL												
	OHIO . . . . .	935	467	201	15	20	18	78	41	230	125		
	INDIANA . . . . .	2 238	1 554	744	21	15	13	97	41	196	132		
	ILLINOIS . . . . .	1 844	1 118	712	11	11	17	53	56	160	89		
	MICHIGAN . . . . .	773	326	109	40	38	32	15	5	138	45		
	WISCONSIN . . . . .	166	39	19	44	58	60	21	8	26	8		
	WEST NORTH CENTRAL												
	IOWA . . . . .	534	316	141	49	36	15	8	4	21	15		
	MISSOURI . . . . .	194	96	62	60	52	62	(Z)	(Z)	34	20		
	KANSAS . . . . .	50	25	19	100	100	100	-	-	10	5		
	SOUTH ATLANTIC												
	VIRGINIA . . . . .	291	347	107	25	61	74	12	56	40	66		
	WEST VIRGINIA . . . . .	816	417	222	15	8	11	84	25	208	70		
	NORTH CAROLINA . . . . .	261	86	35	63	63	61	32	5	64	20		
	SOUTH CAROLINA . . . . .	90	68	2	100	100	100	-	-	-	-		
	GEORGIA . . . . .	1 084	727	427	20	19	21	146	63	84	57		
	EAST SOUTH CENTRAL												
	KENTUCKY . . . . .	995	674	389	22	22	18	16	14	84	54		



VALUE (MILLION DOLLARS) AND TONS (THOUSANDS) OF SHIPMENTS BY DESTINATION

EAST NORTH CENTRAL		WEST NORTH CENTRAL		SOUTH ATLANTIC		EAST SOUTH CENTRAL		WEST SOUTH CENTRAL		MOUNTAIN		PACIFIC		UNKNOWN		SIC AND AREA CODE
VALUE	TONS	VALUE	TONS	VALUE	TONS	VALUE	TONS	VALUE	TONS	VALUE	TONS	VALUE	TONS	VALUE	TONS	
17	18	7	12	47	27	1	2	5	9	35	45	33	43	(Z)	(Z)	333 WNC NE
16	12	-	-	33	27	-	-	-	-	-	-	-	-	-	-	SA MD NC
48	52	39	42	40	29	22	23	11	7	-	-	-	-	(Z)	(Z)	
196	196	7	7	1	1	124	124	8	9	-	-	(Z)	(Z)	-	-	ESC TN AL
34	31	(Z)	(Z)	21	21	261	280	3	6	(Z)	(Z)	(Z)	(Z)	-	-	
58	54	3	3	3	3	80	70	32	30	17	16	-	-	-	-	WSC AR LA
86	78	18	19	38	66	114	247	132	97	-	-	10	16	(Z)	(Z)	OK
43	62	2	80	-	-	-	-	11	132	3	10	-	-	-	1	TX
255	489	180	149	5	5	46	76	1 377	2 198	6	19	39	39	40	40	
-	-	116	98	-	-	-	-	4	12	7	11	9	4	-	-	MNT MT
39	47	12	18	1	1	6	9	6	10	1	1	17	27	25	41	ID
1	(Z)	(Z)	(Z)	2	(Z)	-	-	(Z)	(Z)	(Z)	(Z)	(Z)	(Z)	-	-	CO
1	121	-	-	1	62	-	-	226	490	2	268	1	81	4	(Z)	NM
52	37	18	13	67	52	2	1	396	487	290	287	76	29	40	267	AZ
115	100	3	2	84	64	1	(Z)	17	14	233	516	31	34	18	7	UT
-	-	-	-	12	9	-	-	-	-	20	16	-	-	(Z)	(Z)	NV
251	233	14	11	19	29	172	194	13	14	35	36	813	1 435	7	2	PAC WA OR
206	161	-	-	-	-	80	74	-	-	8	6	23	21	-	-	
1 298	1 768	210	312	339	371	307	472	189	246	58	48	349	351	5	2	334
12	16	9	14	79	68	4	4	7	5	-	-	(Z)	(Z)	(Z)	(Z)	MA NY PA
72	80	2	2	37	17	2	3	-	-	-	-	10	10	(Z)	(Z)	
283	424	9	11	-	-	9	11	-	-	-	-	-	-	-	-	ENC OH IN
171	279	17	29	6	11	77	150	4	5	-	-	-	-	-	-	IL
348	409	92	144	1	(Z)	6	6	31	37	15	15	10	6	4	2	
3	4	-	-	27	40	-	-	-	-	-	-	-	-	-	-	SA VA GA
21	32	1	1	30	39	15	25	-	-	-	-	-	-	-	-	
10	15	(Z)	(Z)	(Z)	2	2	18	-	-	-	-	-	-	-	-	ESC KY
26	56	-	-	2	18	7	11	(Z)	1	-	-	-	-	(Z)	(Z)	TN
29	31	-	-	41	45	68	92	-	-	-	-	-	-	-	-	AL
3	8	1	5	-	-	(Z)	(Z)	34	63	(Z)	(Z)	1	1	-	-	WSC LA
3	4	(Z)	(Z)	-	-	-	-	17	17	-	-	-	-	-	-	OK
13	12	14	22	2	2	46	47	43	50	1	(Z)	9	14	-	-	TX
-	-	4	5	-	-	-	-	-	-	(Z)	(Z)	3	4	-	-	MNT CO
-	-	2	(Z)	-	-	-	-	1	(Z)	-	-	1	(Z)	-	-	UT
30	23	10	11	-	-	-	-	-	-	32	24	253	253	-	-	PAC CA
5 846	3 513	1 584	906	2 318	1 524	1 417	1 206	1 801	1 071	900	494	2 363	1 864	579	185	335
(Z)	(Z)	-	-	2	(Z)	(Z)	(Z)	-	-	(Z)	(Z)	2	(Z)	(Z)	(Z)	NE ME
194	27	52	6	65	16	9	1	39	7	18	1	19	(Z)	-	-	MA
101	46	11	4	23	10	22	10	35	15	4	2	90	35	19	4	RI
192	165	31	8	69	22	23	15	38	17	7	2	37	9	8	1	CT
551	471	83	33	167	99	110	90	56	22	45	17	142	60	117	103	MA NY
155	35	13	3	64	15	58	26	20	3	158	14	15	2	8	1	NJ
354	193	69	30	171	60	29	12	86	37	18	8	53	13	28	3	PA
346	168	54	30	52	32	62	32	46	18	11	5	51	17	5	1	ENC OH
960	608	188	165	247	242	125	93	160	88	77	69	179	115	8	1	IN
573	330	319	190	174	95	92	60	170	96	131	83	167	116	6	2	IL
368	202	133	29	12	7	22	7	30	19	18	6	36	7	1	(Z)	MI
64	15	9	3	7	2	1	(Z)	17	2	(Z)	(Z)	(Z)	(Z)	20	1	WI
332	176	49	25	18	12	36	37	24	15	17	14	29	16	(Z)	(Z)	WNC IA
61	31	15	9	8	4	12	5	27	13	3	1	29	12	4	(Z)	MO
2	1	18	7	14	8	-	-	4	2	-	-	1	1	-	-	KS
16	10	7	4	192	191	9	14	6	3	(Z)	(Z)	(Z)	(Z)	9	2	VA
227	163	5	3	78	51	21	16	95	48	20	17	65	24	11	1	WV
49	8	1	1	71	42	10	5	-	-	5	(Z)	26	5	2	1	NC
2	(Z)	-	-	88	68	-	-	-	-	-	-	-	-	-	-	SC
115	85	67	50	234	157	138	121	217	144	17	14	53	30	14	6	GA
309	227	154	117	123	86	95	44	79	47	18	12	102	70	16	4	ESC KY

TABLE 9. SHIPMENTS BY MANUFACTURING ESTABLISHMENTS--INDUSTRY GROUP AND ORIGIN BY DESTINATION: 1977--CON.

SIC CODE	INDUSTRY DESCRIPTION AND STATE OF ORIGIN	ALL SHIPMENTS						VALUE (MILLION DOLLARS) AND TONS (THOUSANDS) OF SHIPMENTS BY DESTINATION					
		VALUE (MILLION DOLLARS) (A)	TONS (THOUSANDS) (B)	TON-MILES (MILLIONS) (C)	STANDARD ERROR (PERCENT) FOR COLUMNS--			NEW ENGLAND		MIDDLE ATLANTIC			
					A	B	C	VALUE	TONS	VALUE	TONS		
335	NONFERROUS ROLLING OR DRAWING . . . . .												
	EAST SOUTH CENTRAL												
	TENNESSEE . . . . .	793	606	277	12	11	14	24	18	86	55		
	ALABAMA . . . . .	925	708	385	12	17	18	17	8	166	114		
	MISSISSIPPI . . . . .	182	176	34	47	63	52	1	(Z)	7	9		
	WEST SOUTH CENTRAL												
	ARKANSAS . . . . .	275	154	97	35	35	38	1	1	9	6		
	OKLAHOMA . . . . .	30	12	8	100	100	100	-	-	8	3		
	TEXAS . . . . .	428	394	194	74	76	78	-	-	35	29		
	MOUNTAIN												
	ARIZONA . . . . .	381	264	201	30	30	28	1	1	2	2		
	NEVADA . . . . .	50	11	20	10	9	9	(Z)	(Z)	(Z)	(Z)		
	PACIFIC												
	WASHINGTON . . . . .	536	935	459	6	17	8	8	5	5	4		
	OREGON . . . . .	28	27	26	31	37	54	4	(Z)	3	(Z)		
	CALIFORNIA . . . . .	904	357	174	29	38	48	20	5	29	11		
336	NONFERROUS FOUNDRY . . . . .	3 821	1 422	416	7	8	11	201	56	488	172		
	NEW ENGLAND												
	MASSACHUSETTS . . . . .	48	6	(Z)	100	100	100	45	6	4	(Z)		
	RHODE ISLAND . . . . .	17	3	2	100	100	100	4	(Z)	2	(Z)		
	CONNECTICUT . . . . .	67	21	3	79	83	94	16	7	29	9		
	MIDDLE ATLANTIC												
	NEW YORK . . . . .	282	105	33	15	11	10	11	3	132	47		
	NEW JERSEY . . . . .	81	26	3	64	81	65	22	7	43	16		
	PENNSYLVANIA . . . . .	219	63	17	29	31	27	17	4	91	27		
	EAST NORTH CENTRAL												
	OHIO . . . . .	593	208	53	22	18	26	43	21	66	28		
	INDIANA . . . . .	274	180	93	10	17	54	(Z)	(Z)	4	1		
	ILLINOIS . . . . .	326	83	29	53	43	43	2	1	6	1		
	MICHIGAN . . . . .	462	179	30	22	31	29	4	1	10	4		
	WISCONSIN . . . . .	248	175	7	56	71	58	(Z)	(Z)	11	4		
	WEST NORTH CENTRAL												
	MINNESOTA . . . . .	94	22	6	53	63	59	4	(Z)	2	(Z)		
	IOWA . . . . .	46	1	1	17	28	22	12	(Z)	3	(Z)		
	MISSOURI . . . . .	84	24	8	60	58	58	-	-	6	1		
	NEBRASKA . . . . .	20	6	5	100	100	100	(Z)	(Z)	13	4		
	KANSAS . . . . .	16	2	1	17	28	34	-	-	-	-		
	SOUTH ATLANTIC												
	FLORIDA . . . . .	21	7	6	53	73	88	(Z)	(Z)	7	4		
	EAST SOUTH CENTRAL												
	KENTUCKY . . . . .	72	31	12	70	74	69	(Z)	(Z)	12	9		
	TENNESSEE . . . . .	38	15	5	33	22	35	3	1	4	1		
	ALABAMA . . . . .	148	81	40	11	9	8	-	-	4	1		
	MISSISSIPPI . . . . .	7	3	(Z)	100	100	100	-	-	-	-		
	WEST SOUTH CENTRAL												
	OKLAHOMA . . . . .	23	5	1	56	55	63	-	-	1	(Z)		
	TEXAS . . . . .	69	14	3	69	69	71	-	-	-	-		
	MOUNTAIN												
	COLORADO . . . . .	8	2	(Z)	100	100	100	-	-	1	(Z)		
	NEW MEXICO . . . . .	4	(Z)	(Z)	100	100	100	-	-	-	-		
	PACIFIC												
	WASHINGTON . . . . .	22	2	(Z)	85	72	82	-	-	-	-		
	OREGON . . . . .	15	3	(Z)	100	100	100	-	-	-	-		
	CALIFORNIA . . . . .	362	112	30	34	46	56	9	3	4	1		
339	MISC. PRIMARY METAL PRODUCTS . . . . .	1 493	4 081	482	9	21	23	91	14	264	662		
	NEW ENGLAND												
	MASSACHUSETTS . . . . .	68	5	2	14	40	51	16	1	13	3		
	RHODE ISLAND . . . . .	10	1	(Z)	100	100	100	10	1	-	-		
	MIDDLE ATLANTIC												
	NEW YORK . . . . .	89	40	4	27	61	63	8	1	45	34		
	NEW JERSEY . . . . .	163	692	148	44	67	27	(Z)	(Z)	64	528		
	PENNSYLVANIA . . . . .	114	73	10	43	54	64	1	(Z)	54	46		
	EAST NORTH CENTRAL												
	OHIO . . . . .	207	939	61	30	30	26	(Z)	(Z)	23	28		
	INDIANA . . . . .	104	204	27	47	68	61	3	(Z)	12	6		
	ILLINOIS . . . . .	89	485	72	46	55	67	-	-	-	-		
	MICHIGAN . . . . .	168	577	27	41	48	43	-	-	(Z)	5		
	WISCONSIN . . . . .	36	619	15	100	100	100	-	-	-	-		
	WEST NORTH CENTRAL												
	MINNESOTA . . . . .	21	25	(Z)	73	73	89	-	-	-	-		
	MISSOURI . . . . .	12	4	3	100	100	100	12	4	-	-		
	SOUTH ATLANTIC												
	MARYLAND . . . . .	7	2	2	100	100	100	1	(Z)	1	(Z)		
	FLORIDA . . . . .	14	4	1	35	63	29	-	-	5	(Z)		
	EAST SOUTH CENTRAL												
	KENTUCKY . . . . .	32	14	6	53	28	35	-	-	3	2		
	TENNESSEE . . . . .	29	15	6	100	100	100	1	(Z)	6	2		





TABLE 9. SHIPMENTS BY MANUFACTURING ESTABLISHMENTS--INDUSTRY GROUP AND ORIGIN BY DESTINATION: 1977--CON.

SIC CODE	INDUSTRY DESCRIPTION AND STATE OF ORIGIN	ALL SHIPMENTS						VALUE (MILLION DOLLARS) AND TONS (THOUSANDS) OF SHIPMENTS BY DESTINATION					
		VALUE (MILLION DOLLARS) (A)	TONS (THOU- SANDS) (B)	TON-MILES (MIL- LIONS) (C)	STANDARD ERROR (PERCENT) FDR COLUMNS--			NEW ENGLAND		MIDDLE ATLANTIC			
					A	B	C	VALUE	TONS	VALUE	TONS		
339	MISC. PRIMARY METAL PRODUCTS. . . . .												
	WEST SOUTH CENTRAL												
	TEXAS . . . . .	40	57	39	26	1	-	1	(2)	(2)	(2)		
	MOUNTAIN												
	COLORADO . . . . .	5	9	5	100	100	100	-	-	-	-		
	ARIZONA . . . . .	5	(2)	(2)	100	100	100	-	-	-	-		
	NEVADA . . . . .	15	1	1	100	100	100	-	-	10	(2)		
	PACIFIC												
	CALIFORNIA . . . . .	102	223	22	47	61	83	13	4	3	1		
34	FABRICATED METAL PRODUCTS . . . . .	85 238	62 887	19 882	4	7	8	3 485	1 537	10 877	6 372		
	NEW ENGLAND												
	MAINE . . . . .	60	35	27	89	91	99	7	4	(2)	(2)		
	NEW HAMPSHIRE . . . . .	74	15	6	63	69	83	34	10	4	(2)		
	VERMONT . . . . .	4	1	(2)	100	100	100	3	1	(2)	(2)		
	MASSACHUSETTS . . . . .	1 954	559	214	23	36	32	768	311	285	69		
	RHODE ISLAND . . . . .	527	187	79	20	9	22	299	113	96	11		
	CONNECTICUT . . . . .	1 828	302	167	17	45	16	319	43	351	73		
	MIDDLE ATLANTIC												
	NEW YORK . . . . .	3 758	2 275	960	18	21	17	187	90	1 267	1 015		
	NEW JERSEY . . . . .	3 256	1 292	390	16	23	29	260	90	1 589	785		
	PENNSYLVANIA . . . . .	5 799	4 530	1 730	12	13	15	284	238	1 746	1 435		
	EAST NORTH CENTRAL												
	OHIO . . . . .	10 550	8 992	2 797	11	19	20	321	117	1 300	951		
	INDIANA . . . . .	3 900	4 111	1 294	15	34	25	77	41	390	243		
	ILLINOIS . . . . .	7 789	6 466	2 008	10	14	14	174	190	454	186		
	MICHIGAN . . . . .	8 956	7 000	1 822	9	13	7	79	24	835	498		
	WISCONSIN . . . . .	2 961	1 778	430	15	20	14	57	16	203	50		
	WEST NORTH CENTRAL												
	MINNESOTA . . . . .	1 285	1 328	207	17	16	21	8	3	122	33		
	IOWA . . . . .	989	360	192	27	43	50	6	3	130	23		
	MISSOURI . . . . .	1 733	1 181	258	17	25	17	13	5	120	34		
	NORTH DAKOTA . . . . .	22	20	15	100	100	100	-	-	8	11		
	NEBRASKA . . . . .	441	782	113	50	69	63	(2)	(2)	19	14		
	KANSAS . . . . .	525	346	133	61	55	47	9	2	82	18		
	SOUTH ATLANTIC												
	DELAWARE . . . . .	72	43	5	100	100	100	4	(2)	64	42		
	MARYLAND . . . . .	785	641	149	20	26	25	62	50	197	173		
	VIRGINIA . . . . .	1 077	1 570	254	23	29	15	55	29	138	62		
	WEST VIRGINIA . . . . .	481	405	164	35	52	52	27	34	79	81		
	NORTH CAROLINA . . . . .	1 760	1 001	262	17	28	21	29	22	121	48		
	SOUTH CAROLINA . . . . .	680	504	104	28	52	31	4	1	30	7		
	GEORGIA . . . . .	1 123	717	233	26	28	36	8	2	81	46		
	FLORIDA . . . . .	1 403	1 382	299	28	38	61	40	7	151	37		
	EAST SOUTH CENTRAL												
	KENTUCKY . . . . .	1 207	755	306	18	21	19	70	44	93	67		
	TENNESSEE . . . . .	1 573	1 046	420	19	30	26	23	4	68	27		
	ALABAMA . . . . .	1 301	1 388	529	25	38	39	6	3	31	14		
	MISSISSIPPI . . . . .	542	395	212	7	9	8	9	4	31	15		
	WEST SOUTH CENTRAL												
	ARKANSAS . . . . .	642	472	169	40	51	45	4	2	71	33		
	LOUISIANA . . . . .	703	491	104	50	28	23	(2)	(2)	21	16		
	OKLAHOMA . . . . .	1 034	598	267	27	25	25	3	1	50	23		
	TEXAS . . . . .	4 490	4 233	1 159	17	15	20	2	5	168	66		
	MOUNTAIN												
	COLORADO . . . . .	696	457	360	51	69	76	8	1	30	5		
	NEW MEXICO . . . . .	56	22	13	100	100	100	-	-	-	-		
	ARIZONA . . . . .	233	59	51	36	31	23	-	-	1	(2)		
	UTAH . . . . .	249	159	119	72	60	88	-	-	19	4		
	NEVADA . . . . .	53	8	5	100	100	100	23	1	2	(2)		
	PACIFIC												
	WASHINGTON . . . . .	666	361	83	42	42	43	-	-	3	2		
	OREGON . . . . .	655	459	135	29	39	27	2	(2)	16	7		
	CALIFORNIA . . . . .	7 140	4 025	1 588	14	24	26	197	25	398	144		
341	METAL CANS OR SHIPPING CONTAINERS . . . . .	9 038	9 010	1 802	13	11	29	217	218	1 291	1 411		
	NEW ENGLAND												
	MASSACHUSETTS . . . . .	69	85	6	72	77	70	51	75	12	4		
	CONNECTICUT . . . . .	43	7	5	100	100	100	4	1	5	1		
	MIDDLE ATLANTIC												
	NEW YORK . . . . .	189	209	27	43	40	17	11	18	159	177		
	NEW JERSEY . . . . .	655	610	61	42	39	42	63	65	487	448		
	PENNSYLVANIA . . . . .	477	476	82	41	43	31	7	7	291	319		
	EAST NORTH CENTRAL												
	OHIO . . . . .	631	817	156	64	65	67	-	-	47	69		
	INDIANA . . . . .	441	498	187	68	71	74	4	3	24	26		
	ILLINOIS . . . . .	871	890	191	46	47	41	4	3	9	12		
	MICHIGAN . . . . .	74	97	9	100	100	100	-	-	-	-		
	WISCONSIN . . . . .	529	435	49	7	6	9	-	-	4	2		
	WEST NORTH CENTRAL												
	MINNESOTA . . . . .	254	374	3	8	18	11	-	-	-	-		
	MISSOURI . . . . .	415	382	85	47	41	41	11	4	1	1		

VALUE (MILLION DOLLARS) AND TONS (THOUSANDS) OF SHIPMENTS BY DESTINATION

EAST NORTH CENTRAL		WEST NORTH CENTRAL		SOUTH ATLANTIC		EAST SOUTH CENTRAL		WEST SOUTH CENTRAL		MOUNTAIN		PACIFIC		UNKNOWN		SIC AND AREA CODE	
VALUE	TONS	VALUE	TONS	VALUE	TONS	VALUE	TONS	VALUE	TONS	VALUE	TONS	VALUE	TONS	VALUE	TONS		
																339	
3	2	-	-	-	-	4	20	18	17	11	16	3	3	-	-	WSC TX	
-	-	(Z)	1	-	-	-	-	3	6	1	2	-	-	-	-	MNT CO	
(Z)	(Z)	(Z)	(Z)	-	-	-	-	1	(Z)	(Z)	(Z)	4	(Z)	-	-	AZ NV	
3	1	-	-	3	1	-	-	2	1	3	4	75	212	-	-	PAC CA	
25 730	21 503	7 573	6 561	10 295	8 865	4 470	3 409	9 055	6 620	2 319	1 713	8 856	5 378	2 578	930	34	
46	26	(Z)	(Z)	(Z)	(Z)	-	-	5	4	-	-	-	-	1	1	NE ME	
23	3	7	1	1	(Z)	(Z)	(Z)	(Z)	(Z)	(Z)	(Z)	4	1	-	-	NH VT	
1	(Z)	-	-	-	-	-	-	-	-	-	-	-	-	-	-	MA RI	
235	52	122	18	149	44	21	4	200	27	19	11	68	13	86	10	CT	
29	10	23	14	21	10	9	6	21	11	4	1	14	7	12	3		
311	63	115	15	168	25	100	21	133	10	23	3	94	17	215	32		
898	459	171	109	493	211	188	94	210	139	73	23	157	67	115	66	MA NY	
395	106	109	23	418	164	107	32	171	23	22	5	112	52	72	11	NJ PA	
1 584	1 293	349	218	829	797	249	236	325	145	134	57	162	93	137	18		
5 407	5 347	851	707	1 049	993	498	377	385	189	136	61	355	198	249	52	ENC OH	
1 738	2 541	442	429	362	273	265	232	302	201	54	38	166	87	104	27	IN MI	
4 107	3 881	1 066	983	446	247	377	347	430	286	108	67	385	203	243	76	IL WI	
5 859	4 867	674	525	688	606	221	146	108	56	16	13	407	248	71	18		
1 737	1 278	322	190	178	74	88	47	102	34	42	23	125	40	105	26		
199	108	771	1 119	41	11	29	10	42	15	34	18	21	5	20	4	WNC MN	
218	83	267	112	116	50	26	11	80	26	59	31	88	21	(Z)	(Z)	IA MO	
202	105	651	702	71	36	75	66	151	87	21	16	54	10	373	121		
7	4	4	3	(Z)	(Z)	-	-	-	-	-	-	-	-	-	-	NO	
71	44	296	512	6	2	(Z)	(Z)	-	-	3	4	22	26	18	181	NE KS	
74	36	108	137	37	12	70	28	63	88	23	8	28	10	33	8		
1	(Z)	(Z)	(Z)	2	(Z)	-	-	-	-	-	-	-	-	-	-	SA OE	
47	26	28	17	328	287	24	9	16	8	4	2	12	9	69	62	MO VA	
125	63	30	7	573	1 240	101	143	20	9	8	7	14	8	13	1		
181	154	17	9	84	58	33	33	23	11	9	5	17	17	12	3	WV NC	
234	86	41	9	843	713	244	64	48	27	72	7	72	10	56	15	FL	
74	28	14	7	406	410	60	22	44	20	2	5	45	3	1	(Z)	SC GA	
71	32	48	24	570	426	150	109	90	42	1	(Z)	34	18	70	19		
105	32	20	11	858	1 151	77	64	78	51	7	5	45	12	21	12	FL	
364	200	70	45	160	105	216	196	110	52	42	26	70	19	12	2	ESC KY	
253	148	182	101	176	115	377	365	327	226	35	16	53	24	79	20	TN AL	
85	36	181	228	291	407	387	455	271	226	11	10	31	9	8	1		
60	56	42	31	113	60	111	101	101	80	51	37	16	10	8	4	MS	
115	54	35	13	138	51	44	26	152	270	5	2	44	17	33	4	WNC AR	
(Z)	(Z)	7	9	14	20	35	57	608	381	-	-	8	6	10	3	LA OK	
115	56	82	50	29	33	43	22	583	360	74	30	51	22	4	1		
157	72	96	63	207	126	101	64	3 395	3 355	164	365	126	58	74	58	TX	
105	23	19	15	18	3	17	3	57	28	147	85	288	293	6	2	MNT CO	
5	(Z)	1	(Z)	-	-	-	-	39	20	1	(Z)	10	2	-	-	NM AZ	
8	2	19	3	54	17	3	(Z)	15	5	121	28	11	3	-	-	UT NV	
21	13	-	-	66	23	-	-	17	20	44	64	81	35	-	-		
2	(Z)	(Z)	(Z)	2	(Z)	-	-	-	-	1	1	22	5	-	-		
4	3	8	4	(Z)	(Z)	(Z)	(Z)	(Z)	(Z)	59	47	534	287	56	18	PAC WA	
29	6	42	10	11	2	5	1	36	14	39	24	449	392	27	3	OR CA	
406	98	214	55	260	44	112	15	287	69	621	556	4 489	2 974	158	45		
2 131	2 327	1 088	1 099	1 265	1 383	270	270	1 023	762	117	80	1 618	1 456	16	3	341	
2	3	-	-	3	2	-	-	-	-	-	-	-	-	(Z)	(Z)	NE MA	
4	1	2	(Z)	18	3	5	(Z)	4	1	2	(Z)	1	(Z)	-	-	CT	
15	12	(Z)	(Z)	(Z)	(Z)	-	-	1	1	-	-	(Z)	(Z)	2	(Z)	MA NY	
22	21	7	6	72	69	1	(Z)	(Z)	(Z)	(Z)	(Z)	1	(Z)	3	(Z)	NJ PA	
58	55	12	7	101	81	2	2	(Z)	(Z)	-	-	6	5	-	-		
469	616	13	15	51	64	43	46	8	7	-	-	(Z)	(Z)	-	-	ENC OH	
257	280	63	58	11	48	11	23	60	46	5	6	6	7	-	-	IN MI	
537	642	242	161	12	11	17	20	35	30	4	4	4	4	7	2	IL WI	
74	97	-	-	-	-	-	-	-	-	-	-	-	-	-	-	-	
495	402	27	28	(Z)	(Z)	-	-	2	2	(Z)	(Z)	(Z)	(Z)	-	-	-	
-	-	254	374	-	-	-	-	-	-	-	-	-	-	-	-	-	WNC MN
40	40	280	257	1	1	48	38	29	35	6	6	(Z)	(Z)	-	-	MO	

TABLE 9. SHIPMENTS BY MANUFACTURING ESTABLISHMENTS--INDUSTRY GROUP AND ORIGIN BY DESTINATION: 1977--CON.

SIC CODE	INDUSTRY DESCRIPTION AND STATE OF ORIGIN	ALL SHIPMENTS						VALUE (MILLION DOLLARS) AND TONS (THOUSANDS) OF SHIPMENTS BY DESTINATION					
		VALUE (MILLION DOLLARS) (A)	TONS (THOUSANDS) (B)	TON-MILES (MILLIONS) (C)	STANDARD ERROR (PERCENT) FOR COLUMNS--			NEW ENGLAND		MIDDLE ATLANTIC			
					A	B	C	VALUE	TONS	VALUE	TONS		
341	METAL CANS OR SHIPPING CONTAINERS . . . . .												
	WEST NORTH CENTRAL												
	KANSAS . . . . .	35	45	10	71	72	87	-	-	-	-	-	-
	SOUTH ATLANTIC												
	MARYLAND . . . . .	357	298	55	22	36	38	27	11	115	112		
	WEST VIRGINIA . . . . .	27	14	11	100	100	100	-	-	5	3		
	NORTH CAROLINA . . . . .	79	39	3	100	100	100	-	-	3	2		
	SOUTH CAROLINA . . . . .	43	38	6	100	100	100	-	-	2	1		
	FLORIDA . . . . .	339	467	22	98	95	86	-	-	-	-		
	EAST SOUTH CENTRAL												
	TENNESSEE . . . . .	106	117	34	92	90	89	-	-	(Z)	(Z)		
	ALABAMA . . . . .	42	59	14	21	23	22	-	-	(Z)	(Z)		
	WEST SOUTH CENTRAL												
	LOUISIANA . . . . .	92	148	28	6	5	9	-	-	-	-		
	TEXAS . . . . .	657	375	48	67	46	73	-	-	16	5		
	PACIFIC												
	OREGON . . . . .	100	116	19	100	100	100	-	-	-	-		
	CALIFORNIA . . . . .	1 414	1 308	484	34	33	54	-	-	6	112		
342	CUTLERY, HAND TOOLS, OR HARWARE . . . . .	8 514	2 265	1 335	8	13	29	617	91	1 201	293		
	NEW ENGLAND												
	NEW HAMPSHIRE . . . . .	14	2	2	85	88	92	2	(Z)	(Z)	(Z)		
	MASSACHUSETTS . . . . .	558	53	20	14	14	22	324	27	74	9		
	RHODE ISLAND . . . . .	28	2	2	33	38	39	2	(Z)	7	1		
	CONNECTICUT . . . . .	610	104	86	22	23	24	57	10	107	18		
	MIDDLE ATLANTIC												
	NEW YORK . . . . .	612	184	103	24	32	30	30	7	113	39		
	NEW JERSEY . . . . .	472	161	134	34	43	73	40	9	161	58		
	PENNSYLVANIA . . . . .	298	48	28	37	42	42	20	4	86	13		
	EAST NORTH CENTRAL												
	OHIO . . . . .	1 008	290	102	18	13	16	17	5	144	35		
	INDIANA . . . . .	271	168	103	70	76	86	6	3	19	11		
	ILLINOIS . . . . .	751	212	81	34	36	43	17	3	59	18		
	MICHIGAN . . . . .	1 228	453	213	14	16	24	17	6	170	48		
	WISCONSIN . . . . .	396	63	25	28	28	22	25	2	28	3		
	WEST NORTH CENTRAL												
	MINNESOTA . . . . .	134	38	29	40	38	39	2	1	22	5		
	MISSOURI . . . . .	90	3	2	28	22	19	-	-	21	(Z)		
	KANSAS . . . . .	37	7	5	100	100	100	(Z)	(Z)	4	(Z)		
	SOUTH ATLANTIC												
	MARYLAND . . . . .	16	5	5	76	93	94	(Z)	(Z)	2	(Z)		
	VIRGINIA . . . . .	56	5	2	23	46	39	4	(Z)	3	(Z)		
	WEST VIRGINIA . . . . .	74	35	17	34	39	36	6	2	4	2		
	NORTH CAROLINA . . . . .	117	21	15	81	84	91	8	1	26	4		
	SOUTH CAROLINA . . . . .	219	15	6	11	10	21	2	(Z)	11	2		
	GEORGIA . . . . .	17	10	10	100	100	100	2	1	1	1		
	FLORIDA . . . . .	76	48	55	68	95	98	1	1	10	3		
	EAST SOUTH CENTRAL												
	KENTUCKY . . . . .	107	41	13	56	52	65	7	2	5	4		
	TENNESSEE . . . . .	121	25	12	53	43	36	1	(Z)	12	2		
	MISSISSIPPI . . . . .	68	57	21	5	7	12	-	-	5	5		
	WEST SOUTH CENTRAL												
	ARKANSAS . . . . .	86	16	10	96	100	99	1	(Z)	3	(Z)		
	TEXAS . . . . .	69	14	14	64	72	75	(Z)	(Z)	1	(Z)		
	MOUNTAIN												
	COLORADO . . . . .	51	7	7	92	96	96	1	(Z)	6	1		
	PACIFIC												
	OREGON . . . . .	131	25	39	34	44	47	2	(Z)	7	1		
	CALIFORNIA . . . . .	698	108	146	23	18	21	10	3	65	6		
343	PLUMBING OR HEATING, EXCEPT ELECTRIC . . . . .	3 060	1 220	723	11	10	15	170	85	486	194		
	NEW ENGLAND												
	MAINE . . . . .	2	1	(Z)	100	100	100	2	1	-	-		
	MASSACHUSETTS . . . . .	39	15	14	36	40	40	8	3	3	2		
	CONNECTICUT . . . . .	66	8	7	58	62	70	3	1	22	2		
	MIDDLE ATLANTIC												
	NEW YORK . . . . .	136	51	20	53	46	53	20	11	38	17		
	PENNSYLVANIA . . . . .	249	111	41	36	38	44	57	31	105	48		
	EAST NORTH CENTRAL												
	OHIO . . . . .	233	106	73	19	30	27	4	3	27	22		
	INDIANA . . . . .	295	99	57	22	17	12	14	6	75	24		
	ILLINOIS . . . . .	260	69	30	41	43	52	4	1	29	4		
	MICHIGAN . . . . .	98	20	5	48	65	36	6	1	3	(Z)		
	WISCONSIN . . . . .	237	164	114	10	8	8	12	8	25	13		
	WEST NORTH CENTRAL												
	MINNESOTA . . . . .	19	5	4	73	69	72	(Z)	(Z)	6	2		
	IOWA . . . . .	69	14	5	100	100	100	(Z)	(Z)	8	1		
	MISSOURI . . . . .	22	4	1	100	100	100	-	-	-	-		
	KANSAS . . . . .	17	13	11	100	100	100	-	-	1	1		
	SOUTH ATLANTIC												
	MARYLAND . . . . .	8	1	1	100	100	100	(Z)	(Z)	2	(Z)		



VALUE (MILLION DOLLARS) AND TONS (THOUSANDS) OF SHIPMENTS BY DESTINATION

EAST NORTH CENTRAL		WEST NORTH CENTRAL		SOUTH ATLANTIC		EAST SOUTH CENTRAL		WEST SOUTH CENTRAL		MOUNTAIN		PACIFIC		UNKNOWN		SIC AND AREA CODE
VALUE	TONS	VALUE	TONS	VALUE	TONS	VALUE	TONS	VALUE	TONS	VALUE	TONS	VALUE	TONS	VALUE	TONS	
1	2	10	13	-	-	-	-	22	29	1	2	-	-	-	-	341 WNC KS
19	16	12	10	179	146	5	4	(Z)	(Z)	-	-	(Z)	(Z)	-	-	SA MO
5	3	5	3	5	3	-	-	-	-	5	3	-	-	-	-	WV
2	1	-	-	64	34	9	2	(Z)	(Z)	-	-	-	-	-	-	NC
1	1	-	-	38	34	2	2	-	-	-	-	-	-	-	-	SC
-	-	-	-	338	464	1	1	1	2	-	-	-	-	-	-	FL
27	29	12	13	10	8	24	29	33	38	-	-	-	-	-	-	ESC TN AL
(Z)	(Z)	-	-	12	30	23	21	7	8	-	-	-	-	-	-	
-	-	2	3	3	4	19	32	68	108	-	-	-	-	-	-	WSC LA TX
1	1	(Z)	(Z)	(Z)	1	10	3	630	364	-	-	-	-	(Z)	(Z)	
-	-	-	-	-	-	-	-	-	-	(Z)	(Z)	100	115	-	-	PAC OR CA
1	2	18	12	2	1	3	2	32	12	77	48	1 272	1 119	3	(Z)	
2 675	813	723	194	989	249	387	152	419	98	189	42	859	225	456	109	342
7	1	2	(Z)	(Z)	(Z)	(Z)	(Z)	(Z)	(Z)	(Z)	(Z)	1	(Z)	-	-	NE NH
63	7	14	2	36	5	5	1	28	2	1	(Z)	10	1	3	(Z)	MA
6	1	2	(Z)	2	(Z)	2	(Z)	2	(Z)	1	(Z)	4	(Z)	(Z)	(Z)	RI
95	21	64	10	75	13	19	4	37	5	14	2	70	14	72	9	CT
181	48	27	6	78	16	35	7	32	5	25	6	52	16	39	35	MA NY
122	27	33	7	62	15	7	2	5	1	1	(Z)	17	37	23	3	NJ
42	7	21	4	38	8	12	1	30	6	4	1	23	3	23	2	PA
466	155	75	29	125	33	32	4	23	5	23	3	44	8	60	15	ENC OH
83	56	20	12	27	16	46	22	28	19	18	11	24	18	-	-	IN
327	114	107	20	54	17	25	9	22	5	13	3	42	10	87	13	IL
657	232	88	46	94	39	47	23	31	9	3	1	113	48	8	1	MI
119	19	44	6	18	3	3	1	14	2	4	1	48	6	92	20	WI
28	8	15	3	14	3	19	7	17	5	5	1	10	3	2	(Z)	WNC MN
34	1	2	(Z)	1	(Z)	(Z)	(Z)	12	1	2	(Z)	18	1	-	-	MO
5	1	3	1	8	2	(Z)	(Z)	2	(Z)	10	2	(Z)	(Z)	4	(Z)	KS
2	1	1	(Z)	1	(Z)	2	1	2	1	1	1	3	1	(Z)	(Z)	SA MO
20	1	4	(Z)	13	1	4	1	5	(Z)	(Z)	(Z)	2	(Z)	-	-	VA
35	19	6	2	10	4	2	1	6	2	2	1	4	2	-	-	WV
19	4	10	2	16	3	19	4	3	1	4	(Z)	12	2	-	-	NC
11	2	2	(Z)	81	10	(Z)	(Z)	3	(Z)	1	(Z)	7	1	1	(Z)	SC
3	1	2	1	3	1	(Z)	(Z)	4	4	-	-	3	2	-	-	GA
13	10	5	5	9	6	4	2	9	7	3	2	11	5	10	7	FL
27	7	28	6	7	1	16	19	4	1	(Z)	(Z)	11	2	(Z)	(Z)	ESC KY
54	9	6	1	12	6	7	2	6	1	11	1	4	1	10	1	TN
10	10	2	2	31	13	19	26	(Z)	(Z)	-	-	(Z)	(Z)	-	-	MS
1	(Z)	21	4	29	6	11	2	3	1	-	-	16	3	-	-	WSC AR
1	(Z)	1	(Z)	39	9	(Z)	(Z)	9	1	1	(Z)	17	2	(Z)	(Z)	TX
20	2	3	(Z)	3	(Z)	1	(Z)	6	1	(Z)	(Z)	9	1	1	(Z)	MNT CO
22	4	36	8	9	2	3	1	16	3	9	2	18	3	9	1	PAC OR
155	36	60	11	65	7	30	4	42	6	24	3	242	32	6	(Z)	CA
608	247	170	75	465	171	185	80	338	108	135	59	355	167	149	34	343
-	-	-	-	-	-	-	-	-	-	-	-	-	-	(Z)	(Z)	NE ME
11	3	3	1	2	1	1	(Z)	2	(Z)	1	(Z)	8	3	(Z)	(Z)	MA
12	2	3	(Z)	17	1	1	(Z)	3	1	1	(Z)	4	1	-	-	CT
11	5	1	(Z)	21	8	23	4	20	5	1	(Z)	(Z)	(Z)	-	-	MA NY
24	9	20	9	10	4	3	1	13	3	2	1	10	3	6	2	PA
30	12	7	5	25	17	19	4	19	14	4	6	11	10	86	13	ENC OH
53	19	15	6	84	12	8	6	22	5	7	3	27	8	30	10	IN
99	31	19	11	41	13	11	3	20	3	7	1	30	3	-	-	IL
61	15	7	1	7	1	3	(Z)	8	2	(Z)	(Z)	3	(Z)	-	-	MI
57	56	20	11	33	18	10	5	20	11	16	11	36	24	10	6	WI
2	(Z)	5	1	2	1	(Z)	(Z)	1	(Z)	(Z)	(Z)	1	(Z)	-	-	WNC MN
23	6	24	4	2	(Z)	4	1	1	(Z)	6	1	1	(Z)	-	-	IA
(Z)	(Z)	3	1	1	(Z)	4	1	13	2	(Z)	(Z)	1	(Z)	-	-	MO
2	2	3	3	4	3	1	1	1	1	1	1	4	3	-	-	KS
-	-	(Z)	(Z)	1	(Z)	-	-	1	(Z)	-	-	4	(Z)	-	-	SA MO

TABLE 9. SHIPMENTS BY MANUFACTURING ESTABLISHMENTS--INDUSTRY GROUP AND ORIGIN BY DESTINATION: 1977--CON.

SIC CODE	INDUSTRY DESCRIPTION AND STATE OF ORIGIN	ALL SHIPMENTS						VALUE (MILLION DOLLARS) AND TONS (THOUSANDS) OF SHIPMENTS BY DESTINATION					
		VALUE (MILLION DOLLARS) (A)	TONS (THOU- SANDS) (B)	TON-HILES (MIL- LIDNS) (C)	STANDARD ERROR (PERCENT) FOR COLUMNS--			NEW ENGLAND		MIDDLE ATLANTIC			
					A	B	C	VALUE	TONS	VALUE	TONS		
343	PLUMBING OR HEATING, EXCEPT ELECTRIC. . . . .												
	SOUTH ATLANTIC												
	WEST VIRGINIA . . . . .	26	6	(Z) 54	55	81	-	-	-	-	-	-	-
	NORTH CAROLINA . . . . .	81	27	14	56	55	4	1	15	9			
	SOUTH CAROLINA . . . . .	22	6	4	69	75	71		3	1			
	GEORGIA . . . . .	58	20	9	100	100	100	-	-	5			
	EAST SOUTH CENTRAL												
	KENTUCKY . . . . .	206	88	47	19	25	15	9	5	22	11		
	TENNESSEE . . . . .	64	55	25	71	85	84	5	2	5	2		
	ALABAMA . . . . .	80	59	32	51	53	54	2	2	5	3		
	WEST SOUTH CENTRAL												
	ARKANSAS . . . . .	31	7	6	100	100	100	-	-	-	-		
	TEXAS . . . . .	135	21	12	31	49	74	(Z)	(Z)	6	1		
	MOUNTAIN												
	NEW MEXICO . . . . .	2	1	(Z)	100	100	100	-	-	-	-		
	PACIFIC												
	WASHINGTON . . . . .	19	11	11	100	100	100	-	-	2	1		
	CALIFORNIA . . . . .	362	162	139	39	50	45	-	-	36	9		
344	FABRICATED STRUCTURAL METAL PRODUCTS. . . . .	24 768	21 217	6 491	8	10	14	1 013	793	2 653	1 809		
	NEW ENGLAND												
	MASSACHUSETTS . . . . .	330	238	59	74	65	73	155	161	46	18		
	RHODE ISLAND . . . . .	272	135	27	9	8	34	219	109	21	6		
	CONNECTICUT . . . . .	211	31	6	40	80	62	47	7	31	12		
	MIDDLE ATLANTIC												
	NEW YORK . . . . .	1 044	891	338	29	41	34	36	25	347	447		
	NEW JERSEY . . . . .	708	249	73	35	40	60	5	3	509	181		
	PENNSYLVANIA . . . . .	2 014	2 143	805	29	28	32	111	156	500	590		
	EAST NORTH CENTRAL												
	OHIO . . . . .	2 185	1 448	499	18	24	14	166	27	306	165		
	INDIANA . . . . .	820	858	272	31	36	39	4	4	52	42		
	ILLINOIS . . . . .	1 345	1 568	606	34	38	37	45	147	65	47		
	MICHIGAN . . . . .	845	610	131	62	65	51	1	(Z)	21	16		
	WISCONSIN . . . . .	621	633	134	35	47	26	4	3	43	25		
	WEST NORTH CENTRAL												
	MINNESOTA . . . . .	463	658	113	28	28	32	1	(Z)	14	7		
	IOWA . . . . .	322	213	118	58	64	72	(Z)	(Z)	19	14		
	MISSOURI . . . . .	759	642	118	23	41	11	(Z)	(Z)	10	11		
	NEBRASKA . . . . .	244	562	71	62	73	75	-	-	6	6		
	KANSAS . . . . .	346	229	83	85	75	69	8	2	69	15		
	SOUTH ATLANTIC												
	MARYLAND . . . . .	224	223	28	38	47	71	24	33	33	33		
	VIRGINIA . . . . .	424	520	103	27	13	20	2	(Z)	26	7		
	WEST VIRGINIA . . . . .	157	195	84	100	100	100	12	25	27	42		
	NORTH CAROLINA . . . . .	1 009	686	135	25	41	34	7	17	36	19		
	SOUTH CAROLINA . . . . .	244	335	39	59	69	64	1	(Z)	2	1		
	GEORGIA . . . . .	601	348	73	39	42	43	1	(Z)	2	1		
	FLORIDA . . . . .	735	639	149	20	39	31	31	5	115	27		
	EAST SOUTH CENTRAL												
	KENTUCKY . . . . .	210	118	35	64	77	88	24	14	14	4		
	TENNESSEE . . . . .	728	503	205	23	34	28	3	(Z)	34	17		
	ALABAMA . . . . .	669	919	348	34	49	54	-	-	7	4		
	MISSISSIPPI . . . . .	265	172	112	8	8	10	5	2	16	4		
	WEST SOUTH CENTRAL												
	ARKANSAS . . . . .	195	268	54	62	70	59	2	1	3	2		
	LOUISIANA . . . . .	469	130	23	73	83	81	(Z)	(Z)	3	3		
	OKLAHOMA . . . . .	680	399	193	37	35	32	3	(Z)	43	20		
	TEXAS . . . . .	2 052	2 296	533	22	24	32	1	(Z)	4	1		
	MOUNTAIN												
	COLORADO . . . . .	167	155	136	100	100	100	-	-	-	-		
	ARIZONA . . . . .	156	44	38	40	31	23	-	-	1	(Z)		
	UTAH . . . . .	165	115	90	92	70	98	-	-	6	2		
	PACIFIC												
	WASHINGTON . . . . .	376	230	43	52	46	49	-	-	-	-		
	OREGON . . . . .	248	240	24	47	51	51	-	-	-	-		
	CALIFORNIA . . . . .	2 051	1 279	479	31	51	48	28	5	195	11		
345	SCREW MACHINE PRODUCTS, BOLTS, ETC. . . . .	3 592	1 317	397	14	27	18	186	36	598	186		
	NEW ENGLAND												
	MASSACHUSETTS . . . . .	119	26	10	63	60	41	25	6	52	12		
	RHODE ISLAND . . . . .	8	2	-	100	100	-	-	-	-	-		
	CONNECTICUT . . . . .	190	45	16	70	66	82	20	5	77	23		
	MIDDLE ATLANTIC												
	NEW YORK . . . . .	126	21	7	32	37	30	22	3	64	12		
	NEW JERSEY . . . . .	178	39	21	80	69	68	10	2	43	12		
	PENNSYLVANIA . . . . .	383	180	70	27	18	21	13	7	99	53		
	EAST NORTH CENTRAL												
	OHIO . . . . .	424	186	50	34	39	35	7	3	40	12		
	INDIANA . . . . .	125	53	21	72	84	97	2	(Z)	19	13		
	ILLINOIS . . . . .	668	208	69	38	34	37	15	4	58	13		
	MICHIGAN . . . . .	497	176	25	46	49	53	-	-	36	10		





TABLE 9. SHIPMENTS BY MANUFACTURING ESTABLISHMENTS--INDUSTRY GROUP AND ORIGIN BY DESTINATION: 1977--CON.

SIC CODE	INDUSTRY DESCRIPTION AND STATE OF ORIGIN	ALL SHIPMENTS						VALUE (MILLION DOLLARS) AND TONS (THOUSANDS) OF SHIPMENTS BY DESTINATION					
		VALUE (MILLION DOLLARS) (A)	TONS (THOU- SANDS) (B)	TON-MILES (MIL- LIONS) (C)	STANDARD ERROR (PERCENT) FOR COLUMNS--			NEW ENGLAND		MIDDLE ATLANTIC			
					A	B	C	VALUE	TONS	VALUE	TONS		
345	SCREW MACHINE PRODUCTS, BOLTS, ETC. . . . .												
	EAST NORTH CENTRAL												
	WISCONSIN . . . . .	54	8	4	100	100	100	(Z)	(Z)	1	(Z)		
	WEST NORTH CENTRAL												
	MINNESOTA . . . . .	25	11	5	77	69	76	2	1	(Z)	(Z)		
	MISSOURI . . . . .	27	2	2	18	34	39	-	-	10		1	
	SOUTH ATLANTIC												
	NORTH CAROLINA . . . . .	38	22	9	71	69	71	1	(Z)	4		3	
	EAST SOUTH CENTRAL												
	KENTUCKY . . . . .	57	119	19	76	94	89	-	-	2		7	
	ALABAMA . . . . .	44	54	6	100	100	100	-	-	-		-	
	WEST SOUTH CENTRAL												
	TEXAS . . . . .	78	4	(Z)	100	100	100	-	-	6		(Z)	
	PACIFIC												
	OREGON . . . . .	10	3	3	100	100	100	-	-	1		(Z)	
	CALIFORNIA . . . . .	328	17	21	44	61	58	62	4	62		1	
346	METAL FORGINGS OR STAMPINGS . . . . .	17 982	13 305	4 423	8	8	12	473	132	1 955		1 158	
	NEW ENGLAND												
	MAINE . . . . .	16	9	8	100	100	100	1	(Z)	(Z)		(Z)	
	NEW HAMPSHIRE . . . . .	12	3	(Z)	100	100	100	10	3	1		(Z)	
	MASSACHUSETTS . . . . .	332	62	52	37	54	62	93	16	63		12	
	RHODE ISLAND . . . . .	38	1	(Z)	100	100	100	17	1	21		1	
	CONNECTICUT . . . . .	278	57	32	51	48	50	16	4	9		2	
	MIDDLE ATLANTIC												
	NEW YORK . . . . .	884	419	194	34	13	17	49	15	175		90	
	NEW JERSEY . . . . .	314	38	17	74	25	24	48	1	63		11	
	PENNSYLVANIA . . . . .	1 020	677	274	17	14	14	20	10	235		118	
	EAST NORTH CENTRAL												
	OHIO . . . . .	3 782	3 337	1 057	23	22	29	39	23	429		328	
	INDIANA . . . . .	1 145	931	340	20	20	16	33	22	121		75	
	ILLINOIS . . . . .	2 086	1 748	649	12	9	10	15	12	71		40	
	MICHIGAN . . . . .	4 701	4 311	1 216	11	9	9	9	4	451		371	
	WISCONSIN . . . . .	789	414	86	44	51	49	4	1	64		3	
	WEST NORTH CENTRAL												
	MINNESOTA . . . . .	150	40	29	82	70	70	2	1	63		18	
	IOWA . . . . .	134	65	27	62	57	58	1	2	2		1	
	MISSOURI . . . . .	104	53	5	81	56	34	-	-	2		2	
	NORTH DAKOTA . . . . .	2	1	1	100	100	100	-	-	1		1	
	SOUTH ATLANTIC												
	MARYLAND . . . . .	49	42	20	10	9	27	3	3	8		5	
	WEST VIRGINIA . . . . .	92	54	17	14	20	20	8	5	24		13	
	NORTH CAROLINA . . . . .	41	6	4	100	100	100	(Z)	(Z)	5		(Z)	
	SOUTH CAROLINA . . . . .	80	3	4	100	100	100	1	(Z)	8		(Z)	
	GEORGIA . . . . .	131	58	22	34	38	33	4	1	11		3	
	EAST SOUTH CENTRAL												
	KENTUCKY . . . . .	106	71	39	100	100	100	-	-	-		-	
	TENNESSEE . . . . .	154	155	41	58	70	58	(Z)	(Z)	1		1	
	ALABAMA . . . . .	113	64	26	100	100	100	-	-	-		-	
	WEST SOUTH CENTRAL												
	LOUISIANA . . . . .	7	2	1	100	100	100	-	-	2		1	
	OKLAHOMA . . . . .	23	14	1	100	100	100	-	-	-		-	
	TEXAS . . . . .	282	183	94	81	77	94	-	-	72		43	
	MOUNTAIN												
	NEVADA . . . . .	13	2	1	100	100	100	6	(Z)	1		(Z)	
	PACIFIC												
	CALIFORNIA . . . . .	726	279	81	51	65	48	71	5	10		2	
347	METAL SERVICES . . . . .	3 441	6 923	1 174	21	51	35	357	75	451		438	
	NEW ENGLAND												
	MASSACHUSETTS . . . . .	99	3	(Z)	100	100	100	83	3	3		(Z)	
	RHODE ISLAND . . . . .	78	4	(Z)	60	75	13	58	3	20		1	
	CONNECTICUT . . . . .	101	11	(Z)	100	100	100	101	11	-		-	
	MIDDLE ATLANTIC												
	NEW YORK . . . . .	175	70	2	62	70	64	(Z)	(Z)	161		68	
	NEW JERSEY . . . . .	142	13	3	69	63	66	68	2	54		8	
	PENNSYLVANIA . . . . .	196	293	92	39	67	66	5	2	110		136	
	EAST NORTH CENTRAL												
	OHIO . . . . .	514	2 012	582	49	66	76	7	38	44		172	
	INDIANA . . . . .	167	1 182	171	64	94	88	-	-	14		9	
	ILLINOIS . . . . .	370	1 010	61	53	53	36	(Z)	(Z)	3		2	
	MICHIGAN . . . . .	392	968	89	32	73	45	1	1	5		28	
	WISCONSIN . . . . .	60	9	2	68	63	98	11	2	7		1	
	WEST NORTH CENTRAL												
	MINNESOTA . . . . .	58	87	1	37	43	42	(Z)	(Z)	(Z)		(Z)	
	SOUTH ATLANTIC												
	WEST VIRGINIA . . . . .	6	7	2	100	100	100	-	-	1		2	
	NORTH CAROLINA . . . . .	40	10	1	100	100	100	-	-	-		-	



TABLE 9. SHIPMENTS BY MANUFACTURING ESTABLISHMENTS--INDUSTRY GROUP AND ORIGIN BY DESTINATION: 1977--CON.

SIC CODE	INDUSTRY DESCRIPTION AND STATE OF ORIGIN	ALL SHIPMENTS						VALUE (MILLION DOLLARS) AND TONS (THOUSANDS) OF SHIPMENTS BY DESTINATION					
		VALUE (MILLION DOLLARS) (A)	TONS (THOU- SANDS) (B)	TON-MILES (MIL- LIONS) (C)	STANDARD ERROR (PERCENT) FOR COLUMNS--			NEW ENGLAND		MIDDLE ATLANTIC			
					A	B	C	VALUE	TONS	VALUE	TONS		
347	METAL SERVICES. . . . .												
	SOUTH ATLANTIC												
	GEORGIA . . . . .	22	87	17	100	100							
	FLORIDA . . . . .	44	22	28	14	13	19	-	-	4	-	2	
	EAST SOUTH CENTRAL												
	KENTUCKY . . . . .	23	13	11	100	100	100	11	9	6		2	
	TENNESSEE . . . . .	50	12	6	9	13	13	1	(Z)	1		(Z)	
	ALABAMA . . . . .	25	9	2	100	100	100	-	-	2		2	
	MISSISSIPPI . . . . .	4	4	1	100	100	100	-	-	-		-	
	WEST SOUTH CENTRAL												
	LOUISIANA . . . . .	21	131	23	85	61	44	-	-	(Z)		(Z)	
	OKLAHOMA . . . . .	20	86	9	40	23	52	-	-	-		-	
	TEXAS . . . . .	172	329	19	31	44	21	-	-	7		(Z)	
	PACIFIC												
	CALIFORNIA . . . . .	421	254	4	46	52	37	2	(Z)	(Z)		(Z)	
348	ORONANCE OR ACCESSORIES . . . . .	245	104	39	13	26	23	23	4	40		4	
	NEW ENGLAND												
	MASSACHUSETTS . . . . .	3	1	(Z)	64	80	82	-	-	2		1	
	CONNECTICUT . . . . .	3	1	(Z)	30	92	63	(Z)	(Z)	1		1	
	MIDDLE ATLANTIC												
	NEW YORK . . . . .	12	(Z)	(Z)	16	25	32	1	(Z)	5		(Z)	
	PENNSYLVANIA . . . . .	20	2	1	57	47	71	(Z)	(Z)	12		1	
	EAST NORTH CENTRAL												
	OHIO . . . . .	10	(Z)	(Z)	30	38	22	(Z)	(Z)	3		(Z)	
	INDIANA . . . . .	(Z)	(Z)	(Z)	100	100	100	(Z)	(Z)	(Z)		(Z)	
	ILLINOIS . . . . .	5	10	4	28	49	63	(Z)	1	1		(Z)	
	WEST NORTH CENTRAL												
	MINNESOTA . . . . .	30	43	2	15	64	34	(Z)	(Z)	2		(Z)	
	MISSOURI . . . . .	11	7	2	18	16	14	-	-	(Z)		(Z)	
	NEBRASKA . . . . .	6	(Z)	(Z)	51	60	61	(Z)	(Z)	(Z)		(Z)	
	EAST SOUTH CENTRAL												
	TENNESSEE . . . . .	52	18	10	51	97	98	12	(Z)	7		(Z)	
	WEST SOUTH CENTRAL												
	ARKANSAS . . . . .	12	4	3	25	26	25	-	-	1		(Z)	
	TEXAS . . . . .	18	5	3	25	39	48	(Z)	(Z)	4		(Z)	
	PACIFIC												
	OREGON . . . . .	3	(Z)	(Z)	100	100	100	-	-	(Z)		(Z)	
	CALIFORNIA . . . . .	54	10	12	25	46	55	8	2	2		(Z)	
349	MISC. FABRICATED METAL PRODUCTS . . . . .	14 705	7 598	3 345	9	11	10	511	167	2 221		942	
	NEW ENGLAND												
	VERMONT . . . . .	3	1	(Z)	100	100	100	2	1	(Z)		(Z)	
	MASSACHUSETTS . . . . .	405	78	53	70	49	73	29	19	30		11	
	RHODE ISLAND . . . . .	103	42	49	28	18	30	4	1	27		3	
	CONNECTICUT . . . . .	326	38	15	42	45	28	71	5	100		15	
	MIDDLE ATLANTIC												
	NEW YORK . . . . .	581	429	269	19	27	26	18	11	204		164	
	NEW JERSEY . . . . .	704	151	70	35	43	49	19	5	232		49	
	PENNSYLVANIA . . . . .	1 140	601	337	23	21	25	51	21	307		156	
	EAST NORTH CENTRAL												
	OHIO . . . . .	1 761	795	278	24	40	35	81	17	259		149	
	INDIANA . . . . .	636	323	142	29	28	33	13	2	67		43	
	ILLINOIS . . . . .	1 434	751	317	14	29	30	74	19	158		50	
	MICHIGAN . . . . .	1 115	361	133	24	25	20	45	12	149		25	
	WISCONSIN . . . . .	275	52	16	42	47	38	1	(Z)	31		3	
	WEST NORTH CENTRAL												
	MINNESOTA . . . . .	152	71	21	69	80	70	(Z)	(Z)	15		2	
	IOWA . . . . .	341	24	17	20	13	15	3	1	85		4	
	MISSOURI . . . . .	258	55	35	80	71	74	1	(Z)	73		17	
	NEBRASKA . . . . .	84	29	15	100	100	100	-	-	8		4	
	KANSAS . . . . .	43	20	12	32	35	32	(Z)	(Z)	(Z)		(Z)	
	SOUTH ATLANTIC												
	DELAWARE . . . . .	13	8	1	100	100	100	1	(Z)	12		8	
	MARYLAND . . . . .	103	48	34	67	29	26	5	1	29		17	
	VIRGINIA . . . . .	253	543	67	23	54	20	31	19	65		34	
	WEST VIRGINIA . . . . .	84	83	29	56	81	59	1	(Z)	15		17	
	NORTH CAROLINA . . . . .	354	191	81	31	32	21	10	2	31		12	
	SOUTH CAROLINA . . . . .	117	65	37	28	24	31	-	-	2		1	
	GEORGIA . . . . .	113	78	65	100	100	100	-	-	48		33	
	EAST SOUTH CENTRAL												
	KENTUCKY . . . . .	456	278	132	17	14	9	17	12	40		36	
	TENNESSEE . . . . .	268	141	79	54	63	64	1	1	8		3	
	ALABAMA . . . . .	283	178	82	32	45	32	3	1	16		5	
	MISSISSIPPI . . . . .	40	41	15	64	63	60	1	1	1		1	
	WEST SOUTH CENTRAL												
	ARKANSAS . . . . .	203	94	67	73	80	79	1	(Z)	52		25	
	LOUISIANA . . . . .	102	71	27	25	14	31	-	-	15		12	
	OKLAHOMA . . . . .	262	70	51	43	32	44	(Z)	(Z)	5		2	
	TEXAS . . . . .	1 028	1 006	435	25	21	31	1	5	53		14	



VALUE (MILLION DOLLARS) AND TONS (THOUSANDS) OF SHIPMENTS BY DESTINATION

EAST NORTH CENTRAL		WEST NORTH CENTRAL		SOUTH ATLANTIC		EAST SOUTH CENTRAL		WEST SOUTH CENTRAL		MOUNTAIN		PACIFIC		UNKNOWN		SIC AND AREA CODE
VALUE	TONS	VALUE	TONS	VALUE	TONS	VALUE	TONS	VALUE	TONS	VALUE	TONS	VALUE	TONS	VALUE	TONS	
-	-	-	-	15	70	7	17	-	-	-	-	-	-	-	-	347
8	4	7	3	9	5	1	(Z)	4	2	2	1	9	4	-	-	SA GA FL
1	(Z)	(Z)	(Z)	1	1	2	(Z)	1	(Z)	-	-	(Z)	(Z)	(Z)	(Z)	ESC KY TN AL MS
23	6	5	2	4	2	4	1	1	(Z)	-	-	1	(Z)	11	1	
(Z)	(Z)	-	-	1	1	20	6	1	3	-	-	2	(Z)	-	-	
-	-	-	-	-	-	1	1	3	3	-	-	-	-	-	-	
(Z)	(Z)	-	-	1	12	2	17	18	102	-	-	-	-	(Z)	-	WSC LA OK TX
(Z)	(Z)	5	3	-	-	-	-	13	73	2	10	-	-	-	-	
2	(Z)	7	1	8	2	3	1	135	320	3	2	6	(Z)	-	-	
-	-	-	-	1	(Z)	(Z)	(Z)	-	-	4	(Z)	415	253	-	-	PAC CA
36	20	30	53	32	5	4	1	16	4	9	3	35	8	18	1	348
-	-	-	-	-	-	-	-	-	-	-	-	(Z)	(Z)	1	(Z)	NE MA CT
1	(Z)	(Z)	(Z)	(Z)	(Z)	(Z)	(Z)	(Z)	(Z)	(Z)	(Z)	(Z)	(Z)	1	(Z)	
1	(Z)	1	(Z)	(Z)	(Z)	-	-	3	(Z)	1	(Z)	(Z)	(Z)	-	-	MA NY PA
3	(Z)	(Z)	(Z)	(Z)	(Z)	(Z)	(Z)	1	(Z)	-	-	(Z)	(Z)	3	1	
2	(Z)	5	(Z)	(Z)	(Z)	-	-	-	-	-	-	(Z)	(Z)	-	-	ENC OH IN IL
(Z)	(Z)	(Z)	(Z)	(Z)	(Z)	(Z)	(Z)	(Z)	(Z)	-	-	(Z)	(Z)	-	-	
1	3	1	3	-	-	(Z)	(Z)	1	(Z)	(Z)	(Z)	(Z)	(Z)	1	(Z)	
4	1	12	41	1	(Z)	-	-	2	(Z)	-	-	1	(Z)	8	(Z)	WNC MN MO NE
(Z)	(Z)	8	5	1	1	(Z)	(Z)	1	1	(Z)	(Z)	(Z)	(Z)	1	(Z)	
-	-	(Z)	(Z)	1	(Z)	(Z)	(Z)	-	-	4	(Z)	(Z)	(Z)	-	-	
16	12	3	2	9	2	1	(Z)	1	1	1	(Z)	2	(Z)	-	-	ESC TN
7	3	(Z)	(Z)	2	1	(Z)	(Z)	(Z)	(Z)	-	-	1	(Z)	-	-	WSC AR TX
(Z)	(Z)	(Z)	(Z)	2	(Z)	1	(Z)	7	2	2	1	1	(Z)	-	-	
-	-	-	-	(Z)	(Z)	1	(Z)	(Z)	(Z)	(Z)	(Z)	1	(Z)	-	-	PAC OR CA
(Z)	(Z)	-	-	14	1	(Z)	(Z)	(Z)	(Z)	(Z)	(Z)	27	6	3	(Z)	
3 785	1 797	1 061	500	1 581	1 181	802	486	2 183	1 177	571	558	1 624	721	367	69	349
1	(Z)	-	-	-	-	-	-	-	-	-	-	-	-	-	-	NE VT MA RI CT
64	14	76	8	20	2	6	1	107	13	2	(Z)	12	2	60	6	
18	7	4	2	14	6	6	5	18	10	(Z)	(Z)	10	6	4	(Z)	
51	7	11	2	14	1	12	2	18	1	6	1	3	(Z)	41	3	
58	37	33	29	93	74	29	9	57	60	5	2	63	26	21	16	MA NY NJ PA
75	18	40	6	140	43	55	19	58	3	17	1	67	6	1	(Z)	
267	173	108	45	146	73	61	36	103	51	25	11	56	32	16	2	
760	424	207	73	164	63	44	17	124	23	28	9	78	15	17	5	ENC OH IN IL MI WI
245	163	33	14	45	19	55	33	86	22	11	7	61	20	21	2	
561	299	129	133	116	49	97	92	157	54	19	20	105	33	17	2	
588	222	50	19	80	22	75	26	21	9	5	5	66	19	34	3	
167	33	20	8	21	2	13	3	12	1	1	(Z)	9	1	-	-	
32	8	70	44	3	1	4	2	3	1	22	13	3	1	-	-	WNC MN IA MO NE KS
41	3	38	4	51	4	5	(Z)	44	3	15	3	59	2	-	-	
55	14	11	2	20	4	2	(Z)	58	8	3	1	30	6	4	1	
16	9	55	14	3	2	-	-	-	-	(Z)	(Z)	1	1	-	-	
6	3	5	3	3	2	12	3	11	6	3	3	1	(Z)	1	(Z)	
(Z)	(Z)	(Z)	(Z)	(Z)	(Z)	-	-	-	-	-	-	-	-	-	-	SA OE MO VA WV NC SC GA
19	4	9	2	16	15	12	2	5	2	2	(Z)	3	5	3	(Z)	
36	33	(Z)	(Z)	99	435	10	11	7	6	(Z)	(Z)	4	5	-	-	
37	32	1	(Z)	9	10	12	17	6	3	1	1	2	3	-	-	
94	35	8	3	107	93	30	15	41	24	8	3	14	3	11	1	
37	17	10	6	6	8	30	16	32	14	(Z)	4	-	-	-	-	
27	15	(Z)	(Z)	2	1	8	11	14	9	-	-	14	9	-	-	
126	66	17	15	88	46	38	49	79	39	9	4	35	10	8	1	ESC KY TN AL MS
36	25	17	7	65	34	48	10	58	43	9	8	12	6	14	4	
50	13	25	21	31	15	41	46	90	68	4	3	23	7	(Z)	(Z)	
10	12	2	1	6	6	19	19	(Z)	(Z)	-	-	2	2	-	-	
71	34	1	(Z)	35	15	4	2	18	9	2	1	14	7	7	1	WSC AR LA OK TX
-	-	4	5	5	3	5	4	73	47	-	-	-	-	-	-	
23	5	13	2	9	20	4	2	147	26	45	8	16	6	-	-	
66	22	27	21	68	30	34	24	619	574	84	286	32	13	43	18	

TABLE 9. SHIPMENTS BY MANUFACTURING ESTABLISHMENTS--INDUSTRY GROUP AND ORIGIN BY DESTINATION: 1977--CON.

SIC CODE	INDUSTRY DESCRIPTION AND STATE OF ORIGIN	ALL SHIPMENTS						VALUE (MILLION DOLLARS) AND TONS (THOUSANDS) OF SHIPMENTS BY DESTINATION					
		VALUE (MILLION DOLLARS) (A)	TONS (THOU- SANDS) (B)	TON-MILES (MIL- LIONS) (C)	STANDARD ERROR (PERCENT) FOR COLUMNS--			NEW ENGLAND		MIDDLE ATLANTIC			
					A	B	C	VALUE	TONS	VALUE	TONS		
349	MISC. FABRICATED METAL PRODUCTS . . . . .												
	MOUNTAIN												
	COLORADO . . . . .	127	65	35	45	65	60	3	(Z)	9	2		
	ARIZONA . . . . .	18	(Z)	(Z)	100	100	100	-	-	-	-		
	UTAH . . . . .	43	18	10	22	23	31	-	-	10	2		
	PACIFIC												
	WASHINGTON . . . . .	67	8	3	29	40	76	-	-	-	-		
	OREGON . . . . .	107	36	37	48	31	35	-	-	6	5		
	CALIFORNIA . . . . .	1 085	607	223	30	53	51	15	7	23	2		
35	MACHINERY, EXCEPT ELECTRICAL . . . . .	121 833	26 281	12 407	4	5	5	5 456	573	16 046	2 554		
	NEW ENGLAND												
	MAINE . . . . .	180	25	16	74	74	90	147	15	10	3		
	NEW HAMPSHIRE . . . . .	539	32	18	28	22	18	125	10	110	6		
	VERMONT . . . . .	265	19	10	46	50	51	33	5	24	1		
	MASSACHUSETTS . . . . .	4 374	318	197	19	12	14	869	56	852	74		
	RHODE ISLAND . . . . .	317	27	8	27	31	26	96	14	78	5		
	CONNECTICUT . . . . .	2 490	222	172	16	18	28	706	23	410	46		
	MIDDLE ATLANTIC												
	NEW YORK . . . . .	8 188	1 042	607	9	7	9	595	49	2 591	230		
	NEW JERSEY . . . . .	3 223	546	324	14	14	16	132	17	786	161		
	PENNSYLVANIA . . . . .	6 659	1 437	754	7	11	9	209	36	1 859	495		
	EAST NORTH CENTRAL												
	OHIO . . . . .	10 738	2 633	910	8	9	10	236	39	1 388	275		
	INDIANA . . . . .	4 224	1 058	483	12	16	16	36	14	318	74		
	ILLINOIS . . . . .	15 088	3 886	1 788	6	8	10	447	63	1 172	267		
	MICHIGAN . . . . .	9 106	1 936	838	8	25	21	442	64	941	164		
	WISCONSIN . . . . .	7 021	1 882	810	10	24	16	155	28	586	115		
	WEST NORTH CENTRAL												
	MINNESOTA . . . . .	3 596	528	313	17	27	23	177	10	340	37		
	IOWA . . . . .	4 910	1 753	1 003	11	17	20	51	12	223	75		
	MISSOURI . . . . .	1 533	448	175	9	19	7	19	3	134	28		
	SOUTH DAKOTA . . . . .	151	80	57	78	92	93	-	-	13	7		
	NEBRASKA . . . . .	774	379	206	24	22	16	4	2	82	32		
	KANSAS . . . . .	1 391	824	160	16	66	16	36	7	67	11		
	SOUTH ATLANTIC												
	DELAWARE . . . . .	56	6	2	44	21	25	1	(Z)	19	2		
	MARYLAND . . . . .	1 212	280	122	13	18	17	41	8	444	96		
	VIRGINIA . . . . .	912	205	84	30	44	30	31	4	187	37		
	WEST VIRGINIA . . . . .	356	74	19	59	49	32	1	(Z)	16	5		
	NORTH CAROLINA . . . . .	1 972	295	138	17	21	24	61	14	320	40		
	SOUTH CAROLINA . . . . .	1 440	286	117	13	16	20	33	8	76	20		
	GEORGIA . . . . .	786	272	119	42	57	68	67	14	38	10		
	FLORIDA . . . . .	915	102	59	26	32	31	71	3	143	6		
	EAST SOUTH CENTRAL												
	KENTUCKY . . . . .	2 519	536	235	21	14	22	15	3	200	30		
	TENNESSEE . . . . .	2 032	498	202	22	25	16	34	9	182	29		
	ALABAMA . . . . .	607	278	100	39	38	48	2	1	38	6		
	MISSISSIPPI . . . . .	651	183	90	46	45	60	13	1	75	21		
	WEST SOUTH CENTRAL												
	ARKANSAS . . . . .	624	188	129	19	20	20	16	3	38	6		
	LOUISIANA . . . . .	432	105	30	37	43	30	4	1	13	2		
	OKLAHOMA . . . . .	1 527	311	192	16	18	20	14	1	192	21		
	TEXAS . . . . .	6 820	1 467	676	8	11	12	158	20	334	43		
	MOUNTAIN												
	IDAHO . . . . .	189	84	77	16	18	25	(Z)	(Z)	18	11		
	COLORADO . . . . .	785	141	113	30	44	49	7	1	46	4		
	ARIZONA . . . . .	932	51	24	43	81	54	5	(Z)	180	2		
	UTAH . . . . .	556	36	41	19	17	19	6	(Z)	89	6		
	NEVADA . . . . .	48	2	2	48	34	36	3	(Z)	1	(Z)		
	PACIFIC												
	WASHINGTON . . . . .	681	94	72	30	44	38	15	(Z)	33	3		
	OREGON . . . . .	816	183	167	31	37	51	12	2	30	9		
	CALIFORNIA . . . . .	9 810	1 430	692	12	24	14	321	14	1 314	37		
351	ENGINES OR TURBINES . . . . .	10 414	1 874	790	8	11	10	272	34	1 595	209		
	NEW ENGLAND												
	MAINE . . . . .	40	3	1	100	100	100	40	3	-	-		
	MASSACHUSETTS . . . . .	356	46	35	26	31	47	42	2	66	8		
	CONNECTICUT . . . . .	155	15	9	31	27	30	7	1	26	3		
	MIDDLE ATLANTIC												
	NEW YORK . . . . .	1 033	87	48	25	26	33	58	10	393	29		
	NEW JERSEY . . . . .	179	18	10	28	26	22	5	1	41	4		
	PENNSYLVANIA . . . . .	605	68	60	18	20	26	16	4	94	20		
	EAST NORTH CENTRAL												
	OHIO . . . . .	317	87	23	22	15	34	(Z)	(Z)	1	(Z)		
	INDIANA . . . . .	1 102	202	85	21	22	45	-	-	68	13		
	ILLINOIS . . . . .	1 665	369	96	21	42	29	54	3	46	6		
	MICHIGAN . . . . .	1 349	274	108	9	14	21	(Z)	(Z)	175	22		
	WISCONSIN . . . . .	1 756	486	203	12	14	12	34	7	112	23		
	WEST NORTH CENTRAL												
	MINNESOTA . . . . .	100	5	3	100	100	100	(Z)	(Z)	33	3		
	SOUTH ATLANTIC												
	MARYLAND . . . . .	326	63	27	26	26	64	(Z)	(Z)	285	55		





TABLE 9. SHIPMENTS BY MANUFACTURING ESTABLISHMENTS--INDUSTRY GROUP AND ORIGIN BY DESTINATION: 1977--CON.

SIC CODE	INDUSTRY DESCRIPTION AND STATE OF ORIGIN	ALL SHIPMENTS						VALUE (MILLION DOLLARS) AND TONS (THOUSANDS) OF SHIPMENTS BY DESTINATION					
		VALUE (MILLION DOLLARS) (A)	TONS (THOU- SANDS) (B)	TON-MILES (MIL- LIONS) (C)	STANDARD ERROR (PERCENT) FOR COLUMNS--			NEW ENGLAND		MIDDLE ATLANTIC			
					A	8	C	VALUE	TONS	VALUE	TONS		
351	ENGINES OR TURBINES . . . . .												
	SOUTH ATLANTIC												
	NORTH CAROLINA . . . . .	224	25	12	43	49	51	4	2	86	8		
	SOUTH CAROLINA . . . . .	262	39	10	40	76	63	(2)	(2)	2	(2)		
	PACIFIC												
	CALIFORNIA . . . . .	335	21	28	46	60	67	1	(2)	9	(2)		
352	FARM OR GARDEN MACHINERY . . . . .	11 790	5 369	2 338	10	18	19	128	48	637	229		
	MIDDLE ATLANTIC												
	NEW YORK . . . . .	154	46	59	20	21	28	2	1	10	3		
	PENNSYLVANIA . . . . .	270	96	106	13	13	18	8	3	26	11		
	EAST NORTH CENTRAL												
	OHIO . . . . .	262	62	24	73	71	100	9	3	11	5		
	INDIANA . . . . .	379	219	99	47	59	45	5	4	16	7		
	ILLINOIS . . . . .	2 372	769	327	13	8	9	15	5	82	29		
	MICHIGAN . . . . .	837	390	261	56	54	69	26	12	41	15		
	WISCONSIN . . . . .	1 288	701	213	27	58	38	16	5	109	46		
	WEST NORTH CENTRAL												
	MINNESOTA . . . . .	351	101	43	69	69	88	2	1	2	(2)		
	IOWA . . . . .	2 260	912	480	21	29	37	(2)	(2)	89	29		
	MISSOURI . . . . .	291	155	58	7	36	13	-	-	17	5		
	SOUTH DAKOTA . . . . .	39	26	18	100	100	100	-	-	4	2		
	NEBRASKA . . . . .	544	273	149	21	20	10	3	2	70	27		
	KANSAS . . . . .	352	590	38	51	91	37	-	-	28	6		
	SOUTH ATLANTIC												
	NORTH CAROLINA . . . . .	195	55	16	51	43	37	8	1	9	2		
	SOUTH CAROLINA . . . . .	84	32	19	69	72	71	5	2	14	6		
	GEORGIA . . . . .	210	91	51	100	100	100	16	6	17	7		
	FLORIDA . . . . .	20	5	3	100	100	100	-	-	-	-		
	EAST SOUTH CENTRAL												
	KENTUCKY . . . . .	344	201	50	17	15	12	(2)	(2)	-	-		
	TENNESSEE . . . . .	171	72	43	12	10	11	2	1	9	4		
	ALABAMA . . . . .	79	25	21	78	72	82	1	(2)	(2)	(2)		
	MISSISSIPPI . . . . .	187	58	52	100	100	100	1	(2)	59	17		
	WEST SOUTH CENTRAL												
	ARKANSAS . . . . .	47	10	14	100	100	100	-	-	-	-		
	PACIFIC												
	OREGON . . . . .	47	16	5	100	100	100	-	-	-	-		
	CALIFORNIA . . . . .	256	180	14	55	88	73	1	(2)	1	(2)		
353	CONSTRUCTION OR RELATED MACHINERY . . . . .	23 604	6 451	3 598	6	6	7	402	97	2 123	598		
	NEW ENGLAND												
	NEW HAMPSHIRE . . . . .	33	6	4	16	16	27	9	1	4	1		
	MIDDLE ATLANTIC												
	NEW YORK . . . . .	336	82	46	47	38	51	28	9	81	24		
	NEW JERSEY . . . . .	259	68	41	51	26	52	7	2	87	30		
	PENNSYLVANIA . . . . .	1 446	404	214	23	22	22	48	13	383	112		
	EAST NORTH CENTRAL												
	OHIO . . . . .	2 061	581	302	12	12	12	12	3	252	76		
	INDIANA . . . . .	423	159	75	75	70	68	4	4	35	17		
	ILLINOIS . . . . .	5 439	1 547	942	5	6	13	91	23	456	122		
	MICHIGAN . . . . .	1 192	415	208	7	8	8	3	1	175	61		
	WISCONSIN . . . . .	1 404	266	142	33	29	30	43	7	85	13		
	WEST NORTH CENTRAL												
	MINNESOTA . . . . .	455	184	101	60	66	57	5	1	23	10		
	IOWA . . . . .	1 737	540	362	11	13	17	32	9	77	23		
	MISSOURI . . . . .	131	22	12	41	51	50	1	(2)	6	1		
	NEBRASKA . . . . .	31	7	7	100	100	100	-	-	-	-		
	KANSAS . . . . .	325	59	23	20	18	19	26	4	(2)	(2)		
	SOUTH ATLANTIC												
	VIRGINIA . . . . .	356	103	23	62	78	54	6	1	75	23		
	WEST VIRGINIA . . . . .	242	47	5	78	70	45	-	-	13	4		
	NORTH CAROLINA . . . . .	113	21	18	100	100	100	10	2	7	1		
	SOUTH CAROLINA . . . . .	174	50	25	53	47	49	3	1	22	7		
	FLORIDA . . . . .	92	22	15	61	58	57	4	2	16	2		
	EAST SOUTH CENTRAL												
	KENTUCKY . . . . .	417	114	54	45	46	52	6	2	25	8		
	TENNESSEE . . . . .	128	39	26	15	14	19	16	5	15	5		
	ALABAMA . . . . .	190	94	42	99	99	100	-	-	1	(2)		
	MISSISSIPPI . . . . .	151	59	21	84	87	70	(2)	(2)	6	1		
	WEST SOUTH CENTRAL												
	ARKANSAS . . . . .	50	7	5	21	20	23	(2)	(2)	15	2		
	OKLAHOMA . . . . .	748	184	112	25	25	28	1	(2)	76	11		
	TEXAS . . . . .	3 165	847	352	11	15	20	10	3	27	10		
	MOUNTAIN												
	IDAHO . . . . .	104	46	42	16	18	25	(2)	(2)	10	6		
	COLORADO . . . . .	164	23	17	50	73	82	1	(2)	16	1		
	ARIZONA . . . . .	20	4	4	100	100	100	-	-	1	(2)		
	UTAH . . . . .	138	10	10	67	52	61	-	-	36	4		
	PACIFIC												
	WASHINGTON . . . . .	211	47	28	70	74	71	(2)	(2)	11	2		

VALUE (MILLION DOLLARS) AND TONS (THOUSANDS) OF SHIPMENTS BY DESTINATION

EAST NORTH CENTRAL		WEST NORTH CENTRAL		SOUTH ATLANTIC		EAST SOUTH CENTRAL		WEST SOUTH CENTRAL		MOUNTAIN		PACIFIC		UNKNOWN		SIC AND AREA CODE	
VALUE	TONS	VALUE	TONS	VALUE	TONS	VALUE	TONS	VALUE	TONS	VALUE	TONS	VALUE	TONS	VALUE	TONS		
19	2	17	2	80	9	(Z)	(Z)	16	1	(Z)	(Z)	(Z)	(Z)	1	1	351	
2	(Z)	81	4	169	34	2	(Z)	2	(Z)	2	(Z)	2	(Z)	-	-	SA NC SC	
100	10	9	(Z)	12	(Z)	(Z)	(Z)	162	8	2	(Z)	37	2	2	(Z)	PAC CA	
3 443	1 701	2 127	1 424	1 093	408	692	280	1 101	364	849	353	901	419	819	145	352	
66	20	2	(Z)	8	2	2	1	2	1	11	4	50	15	-	-	MA NY PA	
33	11	63	23	1	(Z)	13	6	56	19	31	10	39	12	-	-		
25	11	10	4	17	7	2	1	1	1	(Z)	(Z)	15	6	173	25	ENC OH	
187	119	23	7	63	37	26	15	21	8	(Z)	(Z)	36	21	3	1	IN	
727	254	531	177	146	50	185	74	416	112	104	31	47	13	119	24	IL	
194	113	75	32	131	57	113	50	73	33	133	59	50	19	(Z)	(Z)	MI	
611	441	229	118	70	22	50	16	70	21	43	13	26	8	64	11	WI	
32	11	65	26	90	21	1	(Z)	1	(Z)	1	(Z)	8	2	149	40	WNC MN	
848	371	435	165	147	57	114	45	175	65	316	154	54	13	82	13	IA	
57	18	78	92	31	8	10	3	51	15	38	13	10	2	-	-	MO	
1	1	13	8	4	3	2	1	-	-	11	8	6	3	-	-	SO	
50	27	254	136	39	14	3	2	30	21	30	19	61	24	4	1	NE	
12	3	206	550	12	4	2	(Z)	39	14	27	7	2	1	24	4	KS	
40	10	2	(Z)	122	38	12	3	1	(Z)	(Z)	(Z)	1	(Z)	(Z)	(Z)	SA NC	
23	7	1	(Z)	19	7	10	5	7	3	3	1	1	(Z)	-	-	SC	
53	21	2	1	74	39	12	4	27	11	1	(Z)	7	3	-	-	GA	
(Z)	(Z)	(Z)	(Z)	9	1	(Z)	(Z)	8	3	(Z)	(Z)	-	-	2	1	FL	
234	158	(Z)	(Z)	15	6	53	29	6	2	(Z)	(Z)	-	-	35	6	ESC KY	
41	28	16	8	6	3	44	13	27	7	20	7	6	1	1	(Z)	TN	
22	6	4	2	12	4	10	3	8	2	15	5	6	2	-	-	AL	
69	23	24	9	11	4	(Z)	(Z)	8	2	15	4	(Z)	(Z)	-	-	MS	
-	-	(Z)	(Z)	(Z)	(Z)	1	(Z)	4	1	2	(Z)	27	8	13	1	WSC AR	
-	-	8	4	-	-	-	-	-	-	3	1	2	1	35	10	PAC OR CA	
11	1	8	1	6	1	3	(Z)	7	1	1	(Z)	217	175	-	-		
4 694	1 440	1 316	404	3 327	922	1 562	430	4 994	1 326	1 643	419	1 860	566	1 684	248	353	
4	1	6	1	2	(Z)	3	1	3	(Z)	1	(Z)	2	(Z)	-	-	NE NH	
58	13	28	6	55	12	26	5	30	7	4	1	19	4	7	(Z)	MA NY	
32	7	20	1	59	15	7	2	3	1	20	3	22	7	-	-	NJ	
366	108	65	12	277	83	72	16	114	33	57	13	46	13	17	2	PA	
603	200	124	40	378	111	148	27	291	61	138	34	96	26	19	3	ENC OH	
249	66	27	18	32	16	27	14	19	10	11	6	17	9	2	(Z)	TN	
1 194	394	179	53	911	281	356	103	638	174	277	81	394	170	942	146	IL	
432	163	67	25	253	76	61	23	125	42	13	4	57	18	7	2	MI	
309	106	104	17	249	21	74	19	178	25	197	36	42	7	123	15	WI	
107	54	125	59	58	18	45	13	16	7	25	5	47	17	4	(Z)	WNC MN	
381	116	108	33	153	50	103	34	521	175	59	19	134	43	170	37	IA	
32	6	4	1	21	4	10	2	12	1	9	2	23	2	13	2	MO	
1	(Z)	4	1	1	(Z)	2	(Z)	2	(Z)	4	1	16	4	-	-	NE	
66	11	81	13	15	3	8	2	118	24	8	2	(Z)	(Z)	3	1	KS	
46	9	4	1	144	44	59	22	9	1	1	(Z)	11	2	-	-	SA VA	
3	(Z)	(Z)	(Z)	180	33	46	10	-	-	-	-	-	-	-	-	-	WV
30	6	4	(Z)	6	1	2	(Z)	12	3	8	2	12	3	21	4	NC	
63	17	22	4	26	7	24	11	5	1	2	1	(Z)	(Z)	7	1	SC	
4	1	3	(Z)	26	10	33	6	2	(Z)	(Z)	(Z)	3	(Z)	-	-	FL	
111	27	16	6	109	33	62	16	22	8	17	5	22	7	27	2	ESC KY	
16	5	14	4	32	10	12	2	10	3	2	1	13	4	-	-	TN	
30	16	19	13	34	14	53	25	43	19	10	6	-	-	1	(Z)	AL	
8	2	3	1	49	21	23	10	53	20	3	2	6	2	-	-	MS	
5	1	2	(Z)	4	1	2	(Z)	14	2	2	(Z)	6	1	-	-	WSC AR	
11	1	61	17	21	2	24	4	283	85	236	58	17	5	18	1	OK	
188	41	119	56	112	25	192	42	1 917	530	288	80	156	44	156	16	TX	
31	13	3	2	2	1	5	2	-	-	36	16	6	6	-	-	MNT IO	
24	7	12	1	10	1	3	(Z)	45	7	27	3	3	(Z)	24	3	CO	
6	1	3	1	1	(Z)	-	-	(Z)	(Z)	5	1	3	(Z)	-	-	AZ	
26	1	1	(Z)	7	(Z)	4	(Z)	22	(Z)	29	2	8	1	4	1	UT	
1	(Z)	5	1	6	1	13	3	15	3	12	5	149	33	-	-	PAC WA	

TABLE 9. SHIPMENTS BY MANUFACTURING ESTABLISHMENTS--INDUSTRY GROUP AND ORIGIN BY DESTINATION: 1977--CON.

SIC CODE	INDUSTRY DESCRIPTION AND STATE OF ORIGIN	ALL SHIPMENTS						VALUE (MILLION DOLLARS) AND TONS (THOUSANDS) OF SHIPMENTS BY DESTINATION					
		VALUE (MILLION DOLLARS) (A)	TDNS (THOUSANDS) (B)	TON-HILES (MILLIONS) (C)	STANDARD ERRDR (PERCENT) FOR CDLUHNS--			NEW ENGLAND		MIDDLE ATLANTIC			
					A	B	C	VALUE	TONS	VALUE	TONS		
353	CONSTRUCTION OR RELATED MACHINERY . . . . .												
	PACIFIC												
	OREGON . . . . .	232	72	81	51	58	68	1	(Z)	17	5		
	CALIFORNIA . . . . .	1 147	201	173	30	29	26	1	(Z)	26	4		
354	METALWORKING MACHINERY . . . . .	13 263	1 888	736	12	22	13	1 059	95	2 065	317		
	NEW ENGLAND												
	VERMONT . . . . .	156	12	7	52	54	53	16	3	12	(Z)		
	MASSACHUSETTS . . . . .	554	29	17	24	17	23	107	4	78	7		
	RHODE ISLAND . . . . .	147	7	5	27	26	31	36	1	38	2		
	CONNECTICUT . . . . .	553	74	64	28	51	73	157	12	118	18		
	MIDDLE ATLANTIC												
	NEW YORK . . . . .	750	62	27	21	28	25	48	5	331	26		
	NEW JERSEY . . . . .	314	42	12	53	67	65	59	2	86	26		
	PENNSYLVANIA . . . . .	949	249	95	15	29	34	35	3	340	118		
	EAST NORTH CENTRAL												
	OHIO . . . . .	2 126	346	84	18	25	16	78	7	358	43		
	INDIANA . . . . .	397	27	4	39	51	61	6	(Z)	13	(Z)		
	ILLINOIS . . . . .	1 383	273	89	34	44	30	97	11	115	23		
	MICHIGAN . . . . .	2 683	306	74	26	63	39	256	27	218	14		
	WISCONSIN . . . . .	462	34	11	28	27	22	10	1	46	3		
	WEST NORTH CENTRAL												
	MINNESOTA . . . . .	170	19	7	42	58	36	8	(Z)	15	1		
	IOWA . . . . .	85	13	8	49	46	48	1	(Z)	11	3		
	MISSOURI . . . . .	187	23	11	49	32	29	4	1	22	3		
	SOUTH ATLANTIC												
	MARYLAND . . . . .	229	47	21	13	36	27	21	3	25	4		
	VIRGINIA . . . . .	68	7	8	100	100	100	10	1	(Z)	(Z)		
	NORTH CAROLINA . . . . .	212	29	21	20	16	18	21	3	58	8		
	SOUTH CAROLINA . . . . .	246	27	15	20	13	11	9	2	14	1		
	GEORGIA . . . . .	81	12	12	38	64	73	6	1	1	(Z)		
	FLORIDA . . . . .	74	6	6	77	32	27	8	(Z)	4	1		
	EAST SOUTH CENTRAL												
	TENNESSEE . . . . .	119	20	11	30	60	79	8	3	23	3		
	WEST SOUTH CENTRAL												
	ARKANSAS . . . . .	107	32	18	64	69	59	9	1	4	1		
	LOUISIANA . . . . .	42	4	2	100	100	100	-	-	-	-		
	OKLAHOMA . . . . .	5	1	(Z)	100	100	100	(Z)	(Z)	-	-		
	TEXAS . . . . .	142	12	7	29	52	39	1	(Z)	49	3		
	MOUNTAIN												
	COLORADO . . . . .	45	7	3	57	64	72	(Z)	(Z)	(Z)	(Z)		
	UTAH . . . . .	4	1	(Z)	100	100	100	-	-	-	-		
	NEVADA . . . . .	3	(Z)	(Z)	100	100	100	(Z)	(Z)	(Z)	(Z)		
	PACIFIC												
	WASHINGTON . . . . .	28	1	(Z)	43	42	33	(Z)	(Z)	(Z)	(Z)		
	CALIFORNIA . . . . .	627	125	69	35	63	36	15	1	43	3		
355	SPECIAL INDUSTRY MACHINERY . . . . .	9 115	1 328	796	13	11	16	598	69	1 564	188		
	NEW ENGLAND												
	MAINE . . . . .	19	6	5	100	100	100	8	2	3	1		
	NEW HAMPSHIRE . . . . .	144	14	7	28	39	34	45	5	23	3		
	MASSACHUSETTS . . . . .	742	109	67	19	21	23	103	22	201	26		
	RHODE ISLAND . . . . .	80	5	2	31	30	34	12	1	23	1		
	CONNECTICUT . . . . .	277	18	12	42	39	32	59	3	66	6		
	MIDDLE ATLANTIC												
	NEW YORK . . . . .	636	87	62	31	26	40	76	6	235	24		
	NEW JERSEY . . . . .	569	27	26	23	25	27	17	2	169	7		
	PENNSYLVANIA . . . . .	584	59	29	22	13	14	23	3	148	15		
	EAST NORTH CENTRAL												
	OHIO . . . . .	985	131	54	22	23	23	29	3	191	18		
	ILLINOIS . . . . .	683	91	68	32	26	38	56	8	81	12		
	MICHIGAN . . . . .	348	44	25	65	75	68	16	2	38	6		
	WISCONSIN . . . . .	593	65	37	20	30	40	15	1	95	8		
	WEST NORTH CENTRAL												
	IOWA . . . . .	147	66	49	100	100	100	-	-	29	15		
	MISSOURI . . . . .	101	18	9	67	82	75	1	(Z)	4	(Z)		
	KANSAS . . . . .	107	31	21	55	86	82	1	(Z)	16	2		
	SOUTH ATLANTIC												
	DELAWARE . . . . .	18	3	1	21	21	24	1	(Z)	4	1		
	MARYLAND . . . . .	157	20	10	29	33	43	3	(Z)	24	3		
	VIRGINIA . . . . .	74	14	6	41	55	56	4	1	22	6		
	NORTH CAROLINA . . . . .	280	40	11	40	41	43	4	1	9	1		
	SOUTH CAROLINA . . . . .	249	61	7	33	25	21	1	(Z)	(Z)	(Z)		
	GEORGIA . . . . .	147	22	16	40	34	50	6	1	8	(Z)		
	FLORIDA . . . . .	127	20	6	41	61	61	(Z)	(Z)	7	1		
	EAST SOUTH CENTRAL												
	KENTUCKY . . . . .	64	6	4	37	62	65	2	(Z)	6	1		
	TENNESSEE . . . . .	176	71	57	25	22	31	1	(Z)	16	6		
	ALABAMA . . . . .	58	16	8	38	21	17	(Z)	(Z)	-	-		
	MISSISSIPPI . . . . .	66	15	5	19	19	18	1	(Z)	2	(Z)		
	WEST SOUTH CENTRAL												
	LOUISIANA . . . . .	33	15	1	100	100	100	-	-	1	(Z)		





TABLE 9. SHIPMENTS BY MANUFACTURING ESTABLISHMENTS--INDUSTRY GROUP AND ORIGIN BY DESTINATION: 1977--CON.

SIC CODE	INDUSTRY DESCRIPTION AND STATE OF ORIGIN	ALL SHIPMENTS						VALUE (MILLION DOLLARS) AND TONS (THOUSANDS) OF SHIPMENTS BY DESTINATION					
		VALUE (MILLION DOLLARS) (A)	TONS (THOU- SANDS) (B)	TON-MILES (MIL- LIONS) (C)	STANDARD ERROR (PERCENT) FOR COLUMNS--			NEW ENGLAND		MIDDLE ATLANTIC			
					A	B	C	VALUE	TONS	VALUE	TONS		
355	SPECIAL INDUSTRY MACHINERY. . . . .												
	WEST SOUTH CENTRAL												
	OKLAHOMA. . . . .	110	21	15	20	16	18	-	-	13	3		
	TEXAS. . . . .	252	55	25	35	46	29	61	3	12	8		
	MOUNTAIN												
	ARIZONA. . . . .	13	2	2	61	60	60	(Z)	(Z)	1	(Z)		
	UTAH. . . . .	9	1	(Z)	100	100	100	(Z)	(Z)	1	(Z)		
	NEVADA. . . . .	13	1	1	54	34	37	1	(Z)	(Z)	(Z)		
	PACIFIC												
	WASHINGTON. . . . .	129	21	17	43	48	48	1	(Z)	3	1		
	OREGON. . . . .	131	12	12	91	87	85	3	1	-	-		
	CALIFORNIA. . . . .	559	56	66	33	42	52	27	1	50	1		
356	GENERAL INDUSTRIAL MACHINERY. . . . .	16 505	3 510	1 587	5	8	9	567	67	2 297	321		
	NEW ENGLAND												
	NEW HAMPSHIRE. . . . .	116	3	2	37	25	24	21	1	17	1		
	MASSACHUSETTS. . . . .	485	57	28	26	40	43	42	3	110	19		
	RHODE ISLAND. . . . .	41	3	1	100	100	100	7	(Z)	14	2		
	CONNECTICUT. . . . .	782	63	51	27	25	34	78	2	121	8		
	MIDDLE ATLANTIC												
	NEW YORK. . . . .	1 281	150	114	23	17	17	69	7	409	34		
	NEW JERSEY. . . . .	837	159	97	25	26	27	11	5	155	37		
	PENNSYLVANIA. . . . .	1 515	243	107	10	12	13	34	3	353	53		
	EAST NORTH CENTRAL												
	OHIO. . . . .	2 166	643	198	13	12	20	30	6	258	45		
	INDIANA. . . . .	985	237	133	16	17	17	14	3	120	23		
	ILLINOIS. . . . .	1 520	511	124	25	32	25	61	8	139	31		
	MICHIGAN. . . . .	1 001	143	60	29	26	32	39	4	175	22		
	WISCONSIN. . . . .	758	203	136	25	28	36	23	5	53	9		
	WEST NORTH CENTRAL												
	MINNESOTA. . . . .	326	58	42	28	39	42	14	1	31	3		
	IOWA. . . . .	200	38	23	96	99	99	14	2	2	(Z)		
	MISSOURI. . . . .	138	34	16	42	54	51	3	1	5	1		
	SOUTH DAKOTA. . . . .	13	2	1	100	100	100	-	-	(Z)	(Z)		
	NEBRASKA. . . . .	98	48	23	100	100	100	-	-	2	1		
	KANSAS. . . . .	211	48	23	30	36	34	(Z)	(Z)	4	1		
	SOUTH ATLANTIC												
	MARYLAND. . . . .	126	51	27	23	22	31	-	-	13	2		
	VIRGINIA. . . . .	102	22	13	59	75	78	3	(Z)	20	3		
	WEST VIRGINIA. . . . .	12	6	4	100	100	100	(Z)	(Z)	1	1		
	NORTH CAROLINA. . . . .	231	75	35	34	39	44	9	5	42	11		
	SOUTH CAROLINA. . . . .	274	50	29	53	58	62	6	1	9	1		
	GEORGIA. . . . .	122	73	8	63	85	68	21	3	1	(Z)		
	FLORIDA. . . . .	84	(Z)	(Z)	31	28	33	8	(Z)	50	(Z)		
	EAST SOUTH CENTRAL												
	KENTUCKY. . . . .	251	49	11	27	11	24	5	(Z)	18	2		
	TENNESSEE. . . . .	200	46	14	70	72	69	(Z)	(Z)	7	1		
	ALABAMA. . . . .	65	101	9	45	37	44	-	-	1	(Z)		
	MISSISSIPPI. . . . .	74	1	1	100	100	100	11	(Z)	4	(Z)		
	WEST SOUTH CENTRAL												
	LOUISIANA. . . . .	53	13	4	74	78	69	(Z)	(Z)	4	(Z)		
	OKLAHOMA. . . . .	252	38	21	28	33	34	1	(Z)	9	1		
	TEXAS. . . . .	491	100	45	41	48	48	2	(Z)	8	1		
	MOUNTAIN												
	COLORADO. . . . .	78	11	10	36	36	37	2	(Z)	6	1		
	UTAH. . . . .	120	14	18	29	21	22	(Z)	(Z)	19	1		
	PACIFIC												
	WASHINGTON. . . . .	41	1	1	92	69	75	10	(Z)	4	(Z)		
	OREGON. . . . .	117	19	11	16	9	20	4	(Z)	3	(Z)		
	CALIFORNIA. . . . .	1 172	171	130	31	31	45	21	6	46	5		
357	OFFICE OR COMPUTING MACHINES. . . . .	16 774	685	557	10	7	10	1 657	57	3 729	138		
	NEW ENGLAND												
	NEW HAMPSHIRE. . . . .	124	2	1	80	97	90	21	1	42	1		
	MASSACHUSETTS. . . . .	1 851	49	33	39	26	34	491	20	328	8		
	RHODE ISLAND. . . . .	21	7	(Z)	100	100	100	21	7	-	-		
	CONNECTICUT. . . . .	401	8	5	27	28	38	222	4	49	1		
	MIDDLE ATLANTIC												
	NEW YORK. . . . .	1 598	61	37	20	22	41	292	5	674	27		
	NEW JERSEY. . . . .	366	14	12	50	30	43	11	1	107	3		
	PENNSYLVANIA. . . . .	351	46	38	16	21	46	10	2	70	6		
	EAST NORTH CENTRAL												
	OHIO. . . . .	412	25	10	13	13	17	8	1	31	2		
	ILLINOIS. . . . .	591	84	53	13	16	16	52	2	108	21		
	MICHIGAN. . . . .	293	16	7	70	50	52	7	(Z)	62	4		
	WISCONSIN. . . . .	69	18	7	54	65	41	1	(Z)	5	1		
	WEST NORTH CENTRAL												
	MINNESOTA. . . . .	1 379	36	32	18	21	26	124	3	161	5		
	KANSAS. . . . .	97	3	1	100	100	100	-	-	-	-		
	SOUTH ATLANTIC												
	DELAWARE. . . . .	14	(Z)	(Z)	100	100	100	-	-	6	(Z)		

VALUE (MILLION DOLLARS) AND TONS (THOUSANDS) OF SHIPMENTS BY DESTINATION

EAST NORTH CENTRAL		WEST NORTH CENTRAL		SOUTH ATLANTIC		EAST SOUTH CENTRAL		WEST SOUTH CENTRAL		MOUNTAIN		PACIFIC		UNKNOWN		SIC AREA CODE	
VALUE	TONS	VALUE	TONS	VALUE	TONS	VALUE	TONS	VALUE	TONS	VALUE	TONS	VALUE	TONS	VALUE	TONS		
																355	
7	1	14	4	6	1	4	1	40	7	6	2	21	2	-	-	WSC	
32	5	8	5	2	(Z)	1	(Z)	85	12	(Z)	(Z)	9	1	43	20	OK TX	
1	(Z)	4	1	2	(Z)	(Z)	(Z)	2	(Z)	(Z)	(Z)	3	(Z)	-	-	MNT	
(Z)	(Z)	-	-	(Z)	(Z)	(Z)	(Z)	(Z)	(Z)	(Z)	(Z)	7	(Z)	-	-	AZ UT	
(Z)	(Z)	(Z)	(Z)	1	(Z)	(Z)	(Z)	1	(Z)	(Z)	(Z)	9	(Z)	1	(Z)	NV	
8	1	6	1	11	1	6	(Z)	5	1	12	2	75	11	2	2	PAC	
2	(Z)	-	-	6	1	1	(Z)	22	4	(Z)	(Z)	96	5	-	-	WA	
51	5	22	4	73	13	11	2	36	3	27	3	261	24	1	(Z)	OR CA	
5 187	1 393	1 199	239	1 745	376	882	258	2 004	376	438	88	1 637	262	599	130	356	
19	1	4	(Z)	7	(Z)	5	(Z)	11	(Z)	4	(Z)	26	(Z)	3	(Z)	NE	
95	11	19	1	82	11	21	1	19	1	7	(Z)	26	1	63	9	NH	
6	1	-	-	3	(Z)	-	-	1	(Z)	1	(Z)	8	(Z)	2	(Z)	MA	
334	31	49	5	54	3	30	5	37	3	21	4	54	3	4	(Z)	RI CT	
187	25	43	9	152	19	59	6	223	33	55	8	70	7	14	2	MA	
313	70	58	8	125	17	25	3	95	10	13	1	36	7	5	1	NY	
299	56	60	10	226	48	53	8	259	24	32	5	44	5	155	31	NJ PA	
902	430	127	24	322	44	96	17	160	42	45	7	124	20	102	7	ENC	
336	93	68	15	85	21	52	14	152	41	25	4	127	22	6	1	OH	
760	308	108	42	76	23	59	13	120	15	29	5	54	12	113	55	IN	
504	75	24	3	63	12	67	8	36	3	23	6	61	6	10	2	IL	
284	70	87	22	69	15	38	15	53	15	39	16	87	34	24	4	MI WI	
85	11	61	14	48	9	10	2	22	4	12	5	41	8	1	(Z)	WNC	
125	26	10	2	2	1	8	1	5	1	16	2	19	3	-	-	MN	
36	12	34	6	25	5	1	(Z)	26	7	5	2	4	(Z)	-	-	IA	
8	2	2	(Z)	(Z)	(Z)	(Z)	(Z)	7	(Z)	1	(Z)	1	(Z)	-	-	MO	
20	13	49	16	(Z)	(Z)	2	1	21	15	3	1	1	1	-	-	SO	
74	14	81	21	12	2	6	1	15	6	4	1	13	2	2	(Z)	NE KS	
50	17	-	-	36	18	12	11	4	(Z)	(Z)	(Z)	11	3	-	-	SA	
25	6	6	1	15	4	13	4	5	1	1	(Z)	14	3	(Z)	(Z)	VA	
2	1	3	2	3	1	-	-	1	1	(Z)	(Z)	(Z)	(Z)	-	-	MO	
13	7	8	3	89	30	15	4	20	6	7	3	7	2	22	3	WV	
217	32	4	1	9	3	1	(Z)	15	9	(Z)	(Z)	6	1	6	(Z)	NC	
20	3	(Z)	(Z)	64	62	7	3	7	1	(Z)	(Z)	1	(Z)	-	-	SC	
1	(Z)	-	-	12	(Z)	3	(Z)	1	(Z)	(Z)	(Z)	9	(Z)	-	-	GA FL	
153	31	1	(Z)	30	5	12	4	11	2	4	1	7	1	11	3	ESC	
23	2	10	6	2	1	148	32	8	1	2	4	-	-	-	-	KY	
10	4	2	(Z)	6	2	37	91	6	2	2	1	1	(Z)	2	(Z)	AL	
13	(Z)	1	(Z)	6	(Z)	3	(Z)	5	(Z)	8	(Z)	23	(Z)	-	-	TN MS	
5	1	1	(Z)	1	(Z)	1	(Z)	36	11	2	(Z)	3	(Z)	-	-	WSC	
22	4	7	2	25	3	8	1	153	22	14	3	11	2	1	(Z)	LA	
4	2	36	13	1	(Z)	21	4	324	74	8	1	84	5	4	(Z)	OK TX	
21	4	14	2	3	1	25	1	3	3	3	(Z)	1	(Z)	-	-	MNT	
36	5	26	2	9	1	18	2	7	1	3	(Z)	2	1	(Z)	-	CO UT	
12	(Z)	(Z)	(Z)	4	(Z)	(Z)	(Z)	1	(Z)	7	(Z)	4	(Z)	-	-	PAC	
12	2	1	(Z)	7	1	3	(Z)	12	2	5	1	39	5	32	7	WA	
131	20	182	5	61	12	9	2	69	9	33	4	604	107	15	2	OR CA	
2 854	114	937	37	1 517	87	411	18	1 685	72	745	23	2 852	119	387	20	357	
40	(Z)	3	(Z)	2	(Z)	2	(Z)	3	(Z)	(Z)	(Z)	10	(Z)	-	-	NE	
274	5	48	1	194	3	41	1	164	3	40	1	270	5	-	-	NH	
-	-	-	-	-	-	-	-	-	-	-	-	-	-	-	-	-	MA
16	(Z)	3	(Z)	15	(Z)	3	(Z)	15	1	9	(Z)	69	1	2	(Z)	RI CT	
147	6	60	3	121	4	4	1	17	1	7	1	182	9	95	3	MA	
59	2	30	1	23	1	1	(Z)	23	1	21	2	19	(Z)	72	1	NY	
73	4	4	1	56	15	47	4	10	3	1	(Z)	43	10	37	1	NJ PA	
254	12	12	1	21	3	5	1	18	3	5	(Z)	39	(Z)	19	1	ENC	
135	24	52	7	86	8	40	5	56	9	13	3	41	5	8	(Z)	OH	
145	8	10	(Z)	39	2	6	(Z)	6	(Z)	11	1	8	1	-	-	IL	
26	9	14	3	5	1	2	1	4	1	3	1	4	1	5	(Z)	MI WI	
185	5	176	5	173	4	49	1	71	2	110	3	330	8	-	-	WNC	
18	1	-	-	-	-	-	-	63	2	-	-	17	1	-	-	MN KS	
5	(Z)	2	(Z)	1	(Z)	-	-	(Z)	(Z)	-	-	(Z)	(Z)	-	-	SA OE	



TABLE 9. SHIPMENTS BY MANUFACTURING ESTABLISHMENTS--INDUSTRY GROUP AND ORIGIN BY DESTINATION: 1977--CON.

SIC CODE	INDUSTRY DESCRIPTION AND STATE OF ORIGIN	ALL SHIPMENTS						VALUE (MILLION DOLLARS) AND TONS (THOUSANDS) OF SHIPMENTS BY DESTINATION					
		VALUE (MILLION DOLLARS) (A)	TONS (THOU- SANDS) (B)	TON-MILES (MIL- LIONS) (C)	STANDARD ERROR (PERCENT) FOR COLUMNS--			NEW ENGLAND		MIDDLE ATLANTIC			
					A	B	C	VALUE	TONS	VALUE	TONS		
357	OFFICE OR COMPUTING MACHINES. . . . .												
	SOUTH ATLANTIC												
	MARYLAND. . . . .	62	2	1	89	93	89	3	(Z)	2	(Z)		
	VIRGINIA. . . . .	101	3	1	40	36	33	4	(Z)	54	2		
	NORTH CAROLINA. . . . .	537	16	10	30	32	29	2	1	83	4		
	SOUTH CAROLINA. . . . .	71	3	1	44	74	55	1	(Z)	3	(Z)		
	GEORGIA. . . . .	14	(Z)	(Z)	100	100	100	-	-	1	(Z)		
	FLORIDA. . . . .	347	6	7	46	34	37	49	1	51	1		
	EAST SOUTH CENTRAL												
	KENTUCKY. . . . .	735	112	90	21	32	39	1	1	127	15		
	TENNESSEE. . . . .	352	9	8	14	13	17	6	(Z)	81	2		
	MISSISSIPPI. . . . .	14	4	3	100	100	100	(Z)	(Z)	1	1		
	WEST SOUTH CENTRAL												
	OKLAHOMA. . . . .	153	5	6	18	19	22	11	(Z)	66	2		
	TEXAS. . . . .	993	25	23	21	23	29	16	(Z)	161	5		
	MOUNTAIN												
	ARIZONA. . . . .	695	3	6	44	34	33	4	(Z)	161	1		
	UTAH. . . . .	221	7	8	14	20	18	5	(Z)	22	1		
	PACIFIC												
	WASHINGTON. . . . .	61	3	3	83	71	73	3	(Z)	4	(Z)		
	CALIFORNIA. . . . .	4 172	103	138	20	20	18	247	6	1 136	23		
358	REFRIGERATION OR SERVICE MACHINERY. . . . .	12 369	3 252	1 578	27	7	6	364	86	1 327	323		
	NEW ENGLAND												
	VERMONT. . . . .	27	1	(Z)	100	100	100	7	(Z)	4	(Z)		
	MASSACHUSETTS. . . . .	117	9	6	65	70	77	31	1	15	1		
	CONNECTICUT. . . . .	99	39	27	35	35	38	(Z)	(Z)	24	8		
	MIDDLE ATLANTIC												
	NEW YORK. . . . .	1 742	389	187	14	14	18	22	6	201	42		
	NEW JERSEY. . . . .	449	134	80	28	29	29	13	3	80	25		
	PENNSYLVANIA. . . . .	514	113	94	26	35	40	32	4	108	21		
	EAST NORTH CENTRAL												
	OHIO. . . . .	1 702	556	194	17	21	18	51	15	219	72		
	INDIANA. . . . .	445	129	55	9	8	13	6	2	25	7		
	ILLINOIS. . . . .	834	145	80	56	61	71	21	4	141	23		
	MICHIGAN. . . . .	705	273	87	36	39	35	44	17	44	19		
	WISCONSIN. . . . .	433	72	38	35	30	25	12	3	62	10		
	WEST NORTH CENTRAL												
	MINNESOTA. . . . .	487	102	73	26	28	34	18	3	65	13		
	IOWA. . . . .	138	65	22	72	72	68	1	(Z)	2	1		
	MISSOURI. . . . .	382	82	53	7	12	15	9	1	72	16		
	KANSAS. . . . .	198	71	50	22	22	25	8	2	11	2		
	SOUTH ATLANTIC												
	MARYLAND. . . . .	122	48	19	57	69	53	11	5	33	13		
	VIRGINIA. . . . .	105	23	21	70	69	72	1	(Z)	6	1		
	WEST VIRGINIA. . . . .	28	10	1	8	20	18	1	(Z)	1	(Z)		
	NORTH CAROLINA. . . . .	91	19	10	72	79	69	4	(Z)	25	5		
	SOUTH CAROLINA. . . . .	54	18	11	100	100	100	6	2	11	3		
	FLORIDA. . . . .	70	39	20	62	66	67	1	(Z)	12	2		
	EAST SOUTH CENTRAL												
	KENTUCKY. . . . .	557	32	16	80	50	63	1	1	12	3		
	TENNESSEE. . . . .	745	208	38	58	58	58	(Z)	(Z)	30	8		
	ALABAMA. . . . .	98	17	12	19	26	27	(Z)	(Z)	33	5		
	MISSISSIPPI. . . . .	108	37	4	100	100	100	(Z)	(Z)	2	1		
	WEST SOUTH CENTRAL												
	ARKANSAS. . . . .	265	91	59	13	13	15	3	1	10	1		
	LOUISIANA. . . . .	40	8	5	11	14	22	1	(Z)	(Z)	(Z)		
	OKLAHOMA. . . . .	94	28	16	100	100	100	-	-	7	1		
	TEXAS. . . . .	894	261	180	23	28	22	48	12	50	14		
	MOUNTAIN												
	ARIZONA. . . . .	48	20	11	90	98	97	(Z)	(Z)	1	(Z)		
	PACIFIC												
	WASHINGTON. . . . .	35	3	4	81	84	89	(Z)	(Z)	2	(Z)		
	CALIFORNIA. . . . .	537	143	61	35	40	34	7	(Z)	3	(Z)		
359	MISC. MACHINERY, EXCEPT ELECTRICAL. . . . .	7 997	1 736	280	18	23	12	537	16	867	229		
	NEW ENGLAND												
	RHOODE ISLAND. . . . .	18	5	(Z)	100	100	100	18	5	-	-		
	CONNECTICUT. . . . .	177	(Z)	(Z)	77	72	89	170	(Z)	(Z)	(Z)		
	MIDDLE ATLANTIC												
	NEW YORK. . . . .	659	78	26	34	24	18	1	(Z)	257	20		
	NEW JERSEY. . . . .	237	83	46	71	74	71	8	1	59	29		
	PENNSYLVANIA. . . . .	426	161	10	49	74	71	1	(Z)	337	140		
	EAST NORTH CENTRAL												
	OHIO. . . . .	704	202	20	42	49	45	19	(Z)	67	15		
	INDIANA. . . . .	275	30	8	27	24	22	(Z)	(Z)	24	3		
	ILLINOIS. . . . .	601	96	9	69	63	81	(Z)	(Z)	2	(Z)		
	MICHIGAN. . . . .	697	75	8	46	68	37	50	1	14	1		
	WISCONSIN. . . . .	258	38	22	40	26	29	1	(Z)	19	4		
	WEST NORTH CENTRAL												
	MINNESOTA. . . . .	213	5	2	92	89	82	(Z)	(Z)	(Z)	(Z)		

VALUE (MILLION DOLLARS) AND TONS (THOUSANDS) OF SHIPMENTS BY DESTINATION

EAST NORTH CENTRAL		WEST NORTH CENTRAL		SOUTH ATLANTIC		EAST SOUTH CENTRAL		WEST SOUTH CENTRAL		MOUNTAIN		PACIFIC		UNKNOWN		SIC AND AREA CODE	
VALUE	TONS	VALUE	TONS	VALUE	TONS	VALUE	TONS	VALUE	TONS	VALUE	TONS	VALUE	TONS	VALUE	TONS		
357																	
47	1	(Z)	(Z)	3	(Z)	-	-	(Z)	(Z)	1	(Z)	5	(Z)	-	-	SA	
11	(Z)	(Z)	(Z)	20	1	(Z)	(Z)	5	(Z)	6	(Z)	1	(Z)	-	-	MD	
190	4	36	1	108	3	2	(Z)	59	1	35	1	22	(Z)	-	-	VA	
18	1	9	(Z)	19	(Z)	1	(Z)	1	(Z)	1	(Z)	1	(Z)	17	2	NC	
1	(Z)	(Z)	(Z)	2	(Z)	10	(Z)	1	(Z)	-	-	-	-	-	-	SC	
31	1	43	1	70	1	8	(Z)	29	1	4	(Z)	60	1	-	-	GA	
FL																	
ESC																	
75	11	38	3	91	26	8	1	146	20	42	2	113	25	93	9	KY	
73	2	36	1	41	1	1	(Z)	23	1	13	(Z)	78	2	-	-	TN	
4	1	2	(Z)	(Z)	(Z)	3	1	1	1	1	(Z)	2	(Z)	-	-	MS	
WSC																	
15	1	7	(Z)	8	(Z)	7	(Z)	10	(Z)	9	(Z)	21	1	-	-	OK	
132	3	53	1	112	3	31	1	274	7	23	1	184	5	6	(Z)	TX	
MNT																	
309	1	11	(Z)	1	(Z)	6	(Z)	137	1	56	(Z)	9	(Z)	-	-	AZ	
34	1	17	1	33	1	26	(Z)	17	(Z)	29	1	38	1	-	-	UT	
PAC																	
6	(Z)	2	(Z)	7	(Z)	1	(Z)	1	(Z)	1	(Z)	36	2	-	-	WA	
366	9	233	4	223	5	86	1	443	13	256	3	1 151	37	30	2	CA	
3 041	873	1 153	328	1 485	412	1 679	349	1 094	300	460	128	938	255	828	200	358	
NE																	
9	(Z)	(Z)	(Z)	2	(Z)	1	(Z)	-	-	-	-	(Z)	(Z)	4	(Z)	VT	
41	3	1	(Z)	9	1	2	(Z)	(Z)	(Z)	2	1	9	1	6	2	MA	
1	(Z)	19	7	43	19	4	2	8	3	(Z)	(Z)	(Z)	(Z)	-	-	CT	
MA																	
516	109	154	33	168	33	74	16	70	15	58	10	93	19	385	106	NY	
220	63	65	20	38	11	4	1	1	(Z)	(Z)	(Z)	14	5	14	5	NJ	
84	23	33	9	79	17	32	8	73	12	13	6	59	13	(Z)	(Z)	PA	
ENC																	
796	267	241	71	159	56	80	28	60	19	17	5	25	6	55	16	OH	
202	66	51	16	47	10	45	16	26	2	3	(Z)	40	9	(Z)	(Z)	IN	
218	37	63	12	96	12	66	14	73	13	56	11	31	5	69	14	IL	
389	153	74	28	47	18	59	28	21	5	17	2	12	4	-	-	MI	
97	26	25	4	35	7	42	7	13	2	3	(Z)	33	4	111	9	WI	
WNC																	
79	20	60	16	87	16	12	3	41	8	14	3	49	9	64	11	MN	
44	16	57	35	18	6	2	(Z)	4	1	5	3	2	1	1	(Z)	IA	
51	8	70	17	56	16	22	5	46	9	11	2	43	6	4	1	MO	
29	7	34	11	30	8	6	2	28	8	32	24	14	6	4	1	KS	
SA																	
21	9	5	(Z)	35	14	8	3	4	1	2	1	3	1	-	-	MD	
15	4	(Z)	(Z)	44	9	3	1	2	(Z)	20	4	12	4	-	-	VA	
1	(Z)	5	2	13	4	4	2	4	2	(Z)	(Z)	-	-	-	-	WV	
4	1	7	1	29	7	5	1	6	2	5	1	6	1	-	-	NC	
9	3	5	2	15	6	(Z)	(Z)	2	1	1	(Z)	5	1	-	-	SC	
5	1	1	(Z)	13	25	3	1	18	9	1	(Z)	14	1	2	1	FL	
ESC																	
21	7	4	1	27	6	463	5	13	5	7	1	5	2	3	1	KY	
13	3	12	3	47	13	598	165	36	12	(Z)	(Z)	8	3	(Z)	(Z)	TN	
13	4	5	1	28	5	2	(Z)	11	2	(Z)	(Z)	6	1	-	-	AL	
6	2	4	1	1	(Z)	2	(Z)	2	1	1	(Z)	(Z)	(Z)	89	31	MS	
WSC																	
36	12	29	11	70	24	13	5	71	24	11	5	22	7	1	(Z)	AR	
3	1	5	1	4	1	2	(Z)	18	4	1	(Z)	3	1	4	(Z)	LA	
5	1	24	4	-	-	12	5	43	16	1	(Z)	-	-	-	-	OK	
68	17	46	16	198	53	105	30	264	91	53	11	60	18	1	(Z)	TX	
MNT																	
1	(Z)	(Z)	(Z)	(Z)	(Z)	(Z)	(Z)	13	6	10	4	19	8	3	(Z)	AZ	
PAC																	
4	(Z)	1	(Z)	8	1	(Z)	(Z)	1	(Z)	2	(Z)	17	1	-	-	WA	
21	5	43	1	10	2	1	(Z)	90	13	86	23	274	97	1	(Z)	CA	
2 859	545	676	149	507	78	196	44	705	134	223	32	1 212	481	216	26	359	
NE																	
-	-	-	-	-	-	-	-	-	-	-	-	-	-	-	-	-	RI
-	-	-	-	-	-	-	-	-	-	-	-	7	(Z)	-	-	-	CT
MA																	
284	46	17	1	45	6	2	(Z)	3	(Z)	1	(Z)	27	3	23	2	NY	
74	22	8	5	53	13	9	5	7	1	-	-	20	6	(Z)	(Z)	NJ	
23	14	(Z)	(Z)	31	3	9	1	2	(Z)	(Z)	(Z)	5	(Z)	17	3	PA	
ENC																	
540	168	29	10	3	2	6	1	5	(Z)	(Z)	(Z)	5	(Z)	30	6	OH	
209	21	12	2	20	3	3	1	2	(Z)	1	(Z)	1	(Z)	1	(Z)	IN	
530	80	48	12	3	(Z)	2	(Z)	9	2	1	(Z)	2	(Z)	3	(Z)	IL	
587	71	10	1	13	1	3	(Z)	8	(Z)	(Z)	(Z)	12	(Z)	1	(Z)	MI	
160	19	8	2	9	2	6	1	35	7	1	(Z)	10	1	9	1	WI	
WNC																	
12	3	161	2	2	(Z)	(Z)	(Z)	1	(Z)	36	(Z)	-	-	(Z)	(Z)	MN	

TABLE 9. SHIPMENTS BY MANUFACTURING ESTABLISHMENTS--INDUSTRY GROUP AND ORIGIN BY DESTINATION: 1977--CON.

SIC CODE	INDUSTRY DESCRIPTION AND STATE OF ORIGIN	ALL SHIPMENTS						VALUE (MILLION DOLLARS) AND TONS (THOUSANDS) OF SHIPMENTS BY DESTINATION					
		VALUE (MILLION DOLLARS) (A)	TONS (THOUSANDS) (B)	TON-MILES (MILLIONS) (C)	STANDARD ERROR (PERCENT) FOR COLUMNS--			NEW ENGLAND		MIDDLE ATLANTIC			
					A	B	C	VALUE	TONS	VALUE	TONS		
359	MISC. MACHINERY, EXCEPT ELECTRICAL. . . . .												
	WEST NORTH CENTRAL												
	IOWA. . . . .	75	22	5	23	26	29	(Z)	(Z)	(Z)	(Z)		
	MISSOURI. . . . .	241	96	9	44	77	41	(Z)	(Z)	2	(Z)		
	KANSAS. . . . .	70	2	(Z)	13	16	27	-	-	6	(Z)		
	SOUTH ATLANTIC												
	MARYLAND. . . . .	124	34	11	58	89	93	1	(Z)	39	13		
	VIRGINIA. . . . .	61	22	7	100	100	100	(Z)	(Z)	(Z)	(Z)		
	WEST VIRGINIA. . . . .	47	6	(Z)	100	100	100	-	-	-	-		
	NORTH CAROLINA. . . . .	89	16	5	100	100	100	(Z)	-	1	(Z)		
	FLORIDA. . . . .	87	3	(Z)	100	100	100	-	-	-	-		
	EAST SOUTH CENTRAL												
	KENTUCKY. . . . .	113	14	6	28	20	21	-	-	9	(Z)		
	TENNESSEE. . . . .	123	29	4	61	63	65	-	-	(Z)	(Z)		
	ALABAMA. . . . .	77	8	2	100	100	100	1	(Z)	-	-		
	MISSISSIPPI. . . . .	40	5	3	100	100	100	-	-	1	(Z)		
	WEST SOUTH CENTRAL												
	TEXAS. . . . .	488	82	4	43	51	55	11	(Z)	8	(Z)		
	MOUNTAIN												
	COLORADO. . . . .	89	26	24	100	100	100	(Z)	(Z)	(Z)	(Z)		
	ARIZONA. . . . .	70	17	(Z)	100	100	100	-	-	-	-		
	PACIFIC												
	WASHINGTON. . . . .	130	12	13	49	45	51	(Z)	(Z)	5	(Z)		
	CALIFORNIA. . . . .	1 006	431	12	47	49	61	-	-	-	-		
36	ELECTRIC OR ELECTRONIC EQUIPMENT. . . . .	87 799	16 635	8 797	2	4	4	3 981	449	14 838	2 233		
	NEW ENGLAND												
	MAINE. . . . .	192	15	8	40	77	43	34	8	36	1		
	NEW HAMPSHIRE. . . . .	504	13	10	17	41	53	69	2	88	4		
	VERMONT. . . . .	464	43	8	37	54	62	28	12	370	22		
	MASSACHUSETTS. . . . .	3 348	161	136	16	6	7	666	20	768	37		
	RHODE ISLAND. . . . .	295	44	28	36	41	44	28	5	105	11		
	CONNECTICUT. . . . .	1 693	147	93	19	20	22	159	16	386	41		
	MIDDLE ATLANTIC												
	NEW YORK. . . . .	7 470	792	463	7	9	11	472	24	3 129	291		
	NEW JERSEY. . . . .	3 247	413	172	12	14	20	142	19	1 078	201		
	PENNSYLVANIA. . . . .	5 096	1 002	547	9	6	8	320	41	1 534	294		
	EAST NORTH CENTRAL												
	OHIO. . . . .	6 607	1 924	909	6	7	8	181	35	763	214		
	INDIANA. . . . .	6 303	1 428	759	5	7	9	82	19	763	115		
	ILLINOIS. . . . .	8 671	1 714	923	7	10	10	323	72	881	137		
	MICHIGAN. . . . .	2 066	631	204	11	12	17	22	5	118	27		
	WISCONSIN. . . . .	2 496	582	280	7	18	12	152	14	245	61		
	WEST NORTH CENTRAL												
	MINNESOTA. . . . .	1 497	286	174	16	18	18	42	6	174	17		
	IOWA. . . . .	1 340	288	201	15	15	13	26	10	271	39		
	MISSOURI. . . . .	1 873	427	169	16	24	23	25	3	95	13		
	NEBRASKA. . . . .	408	95	81	12	19	23	8	1	72	19		
	KANSAS. . . . .	365	213	86	31	40	38	2	(Z)	20	5		
	SOUTH ATLANTIC												
	DELANWARE. . . . .	37	37	5	18	18	22	-	-	29	29		
	MARYLAND. . . . .	1 496	241	143	23	36	51	30	16	244	35		
	VIRGINIA. . . . .	1 505	176	120	10	24	24	54	6	316	33		
	WEST VIRGINIA. . . . .	273	209	107	11	9	12	5	6	72	39		
	NORTH CAROLINA. . . . .	2 361	494	264	11	15	12	68	8	350	73		
	SOUTH CAROLINA. . . . .	722	89	63	20	30	30	50	3	158	15		
	GEORGIA. . . . .	972	600	345	20	18	24	20	11	49	23		
	FLORIDA. . . . .	1 826	155	121	18	32	36	68	2	208	11		
	EAST SOUTH CENTRAL												
	KENTUCKY. . . . .	2 047	896	116	24	32	17	26	5	154	42		
	TENNESSEE. . . . .	2 091	894	520	11	17	18	53	20	184	200		
	ALABAMA. . . . .	698	213	128	23	50	45	2	(Z)	104	11		
	MISSISSIPPI. . . . .	870	234	180	17	18	21	43	12	88	41		
	WEST SOUTH CENTRAL												
	ARKANSAS. . . . .	1 217	460	296	20	22	23	21	7	104	36		
	LOUISIANA. . . . .	667	92	77	26	36	35	4	1	36	6		
	OKLAHOMA. . . . .	812	52	33	16	35	20	46	2	111	5		
	TEXAS. . . . .	3 303	270	153	11	23	20	193	6	480	19		
	MOUNTAIN												
	COLORADO. . . . .	482	19	23	21	50	54	19	1	68	6		
	NEW MEXICO. . . . .	128	2	2	15	13	13	-	-	11	(Z)		
	ARIZONA. . . . .	804	15	15	20	86	94	10	(Z)	33	(Z)		
	UTAH. . . . .	193	9	9	27	52	38	13	(Z)	19	(Z)		
	NEVADA. . . . .	101	102	41	100	100	100	-	-	-	-		
	PACIFIC												
	WASHINGTON. . . . .	254	18	27	53	46	46	(Z)	(Z)	5	1		
	OREGON. . . . .	244	79	55	46	72	56	3	(Z)	31	7		
	CALIFORNIA. . . . .	10 706	1 053	699	8	17	15	470	30	1 082	53		
361	ELECTRIC DISTRIBUTING EQUIPMENT. . . . .	5 754	1 418	865	8	11	9	273	84	887	189		
	NEW ENGLAND												
	MAINE. . . . .	44	9	3	100	100	100	12	6	-	-		





TABLE 9. SHIPMENTS BY MANUFACTURING ESTABLISHMENTS--INDUSTRY GROUP AND ORIGIN BY DESTINATION: 1977--CON.

SIC CODE	INDUSTRY DESCRIPTION AND STATE OF ORIGIN	ALL SHIPMENTS						VALUE (MILLION DOLLARS) AND TONS (THOUSANDS) OF SHIPMENTS BY DESTINATION					
		VALUE (MILLION DOLLARS) (A)	TONS (THOUSANDS) (B)	TON-MILES (MILLIONS) (C)	STANDARD ERROR (PERCENT) FOR COLUMNS--			NEW ENGLAND		MIDDLE ATLANTIC			
					A	B	C	VALUE	TONS	VALUE	TONS		
361	ELECTRIC DISTRIBUTING EQUIPMENT . . . . .												
	NEW ENGLAND												
	NEW HAMPSHIRE . . . . .	43	3	4	100	100	100	6	(Z)	2	(Z)	(Z)	(Z)
	MASSACHUSETTS . . . . .	240	38	36	31	23	32	19	2	67	8	8	8
	CONNECTICUT . . . . .	280	38	26	39	65	71	25	6	58	10	10	10
	MIDDLE ATLANTIC												
	NEW YORK . . . . .	133	35	22	52	61	65	6	1	63	16	16	16
	NEW JERSEY . . . . .	242	41	18	54	65	53	14	4	74	18	18	18
	PENNSYLVANIA . . . . .	921	144	114	14	15	21	24	3	198	21	21	21
	EAST NORTH CENTRAL												
	OHIO . . . . .	234	71	33	55	67	81	21	3	17	7	7	7
	INDIANA . . . . .	244	53	39	54	64	65	2	1	92	17	17	17
	ILLINOIS . . . . .	448	122	87	29	48	48	31	35	50	10	10	10
	MICHIGAN . . . . .	75	6	3	79	88	89	3	1	12	2	2	2
	WISCONSIN . . . . .	359	122	52	29	36	15	12	2	29	9	9	9
	WEST NORTH CENTRAL												
	MINNESOTA . . . . .	32	9	6	100	100	100	1	(Z)	(Z)	(Z)	(Z)	(Z)
	IOWA . . . . .	124	13	6	100	100	100	(Z)	(Z)	4	(Z)	(Z)	(Z)
	MISSOURI . . . . .	251	36	19	44	57	51	7	1	14	2	2	2
	SOUTH ATLANTIC												
	MARYLAND . . . . .	33	1	(Z)	100	100	100	8	(Z)	11	(Z)	(Z)	(Z)
	VIRGINIA . . . . .	127	55	42	65	65	62	2	1	13	4	4	4
	NORTH CAROLINA . . . . .	254	75	42	52	18	17	2	1	11	7	7	7
	GEORGIA . . . . .	304	149	74	21	30	20	11	5	15	4	4	4
	FLORIDA . . . . .	44	16	9	70	81	87	1	1	9	3	3	3
	EAST SOUTH CENTRAL												
	KENTUCKY . . . . .	253	109	18	25	36	56	(Z)	(Z)	2	2	2	2
	ALABAMA . . . . .	38	12	5	100	100	100	(Z)	(Z)	2	1	1	1
	MISSISSIPPI . . . . .	202	111	97	30	27	30	8	8	58	36	36	36
	WEST SOUTH CENTRAL												
	ARKANSAS . . . . .	63	37	13	71	81	73	1	(Z)	3	1	1	1
	LOUISIANA . . . . .	49	8	7	100	100	100	2	(Z)	3	(Z)	(Z)	(Z)
	OKLAHOMA . . . . .	16	3	1	32	32	30	(Z)	(Z)	1	(Z)	(Z)	(Z)
	TEXAS . . . . .	135	15	9	56	69	73	3	1	3	(Z)	(Z)	(Z)
	MOUNTAIN												
	UTAH . . . . .	6	1	1	17	27	27	-	-	(Z)	(Z)	(Z)	(Z)
	PACIFIC												
	OREGON . . . . .	40	11	21	100	100	100	1	(Z)	17	5	5	5
	CALIFORNIA . . . . .	323	26	29	71	95	95	43	(Z)	42	(Z)	(Z)	(Z)
362	ELECTRICAL INDUSTRIAL APPARATUS . . . . .	9 571	2 820	1 485	9	10	13	554	59	1 351	514	514	514
	NEW ENGLAND												
	MASSACHUSETTS . . . . .	132	8	5	58	28	27	35	1	23	2	2	2
	CONNECTICUT . . . . .	154	8	5	66	72	73	33	2	40	2	2	2
	MIDDLE ATLANTIC												
	NEW YORK . . . . .	1 163	329	183	16	8	11	18	2	337	113	113	113
	NEW JERSEY . . . . .	120	9	5	88	91	94	6	(Z)	18	1	1	1
	PENNSYLVANIA . . . . .	602	168	98	19	17	21	80	10	124	35	35	35
	EAST NORTH CENTRAL												
	OHIO . . . . .	1 352	528	185	19	19	19	41	9	180	83	83	83
	INDIANA . . . . .	522	141	72	34	36	34	29	6	67	18	18	18
	ILLINOIS . . . . .	491	35	16	34	21	21	38	(Z)	44	4	4	4
	MICHIGAN . . . . .	332	120	44	42	60	68	4	(Z)	21	3	3	3
	WISCONSIN . . . . .	953	224	86	14	40	20	76	2	130	28	28	28
	WEST NORTH CENTRAL												
	MINNESOTA . . . . .	300	65	54	22	26	27	16	2	40	8	8	8
	MISSOURI . . . . .	260	108	30	11	9	12	2	1	3	1	1	1
	KANSAS . . . . .	28	3	2	17	19	22	1	(Z)	6	1	1	1
	SOUTH ATLANTIC												
	MARYLAND . . . . .	87	86	73	100	100	100	11	11	10	11	11	11
	VIRGINIA . . . . .	294	19	16	26	28	46	7	(Z)	46	2	2	2
	WEST VIRGINIA . . . . .	74	43	24	24	28	27	1	1	9	5	5	5
	NORTH CAROLINA . . . . .	340	99	56	18	13	19	1	(Z)	36	25	25	25
	SOUTH CAROLINA . . . . .	163	19	19	40	55	61	16	1	40	3	3	3
	FLORIDA . . . . .	36	34	39	100	100	100	-	-	10	3	3	3
	EAST SOUTH CENTRAL												
	KENTUCKY . . . . .	178	33	7	55	82	63	7	(Z)	15	2	2	2
	TENNESSEE . . . . .	427	338	182	42	42	49	2	1	38	142	142	142
	ALABAMA . . . . .	68	51	37	91	100	100	(Z)	(Z)	2	1	1	1
	MISSISSIPPI . . . . .	162	25	16	20	29	27	6	1	10	1	1	1
	WEST SOUTH CENTRAL												
	ARKANSAS . . . . .	344	157	83	56	49	65	8	3	16	6	6	6
	TEXAS . . . . .	106	3	3	100	100	100	46	1	5	(Z)	(Z)	(Z)
	PACIFIC												
	CALIFORNIA . . . . .	507	63	79	39	48	51	39	2	37	2	2	2
363	HOUSEHOLD APPLIANCES . . . . .	10 714	4 080	2 017	6	9	5	273	82	917	310	310	310
	NEW ENGLAND												
	CONNECTICUT . . . . .	216	15	12	56	35	46	24	2	38	3	3	3
	MIDDLE ATLANTIC												
	NEW YORK . . . . .	160	36	19	34	56	50	7	2	41	9	9	9

BUREAU OF THE CENSUS





TABLE 9. SHIPMENTS BY MANUFACTURING ESTABLISHMENTS--INDUSTRY GROUP AND ORIGIN BY DESTINATION: 1977--CON.

SIC CODE	INDUSTRY DESCRIPTION AND STATE OF ORIGIN	ALL SHIPMENTS						VALUE (MILLION DOLLARS) AND TONS (THOUSANDS) OF SHIPMENTS BY DESTINATION					
		VALUE (MILLION DOLLARS) (A)	TONS (THOUSANDS) (B)	TON-MILES (MILLIONS) (C)	STANDARD ERROR (PERCENT) FOR COLUMNS--			NEW ENGLAND		MIDDLE ATLANTIC			
					A	B	C	VALUE	TONS	VALUE	TONS		
363	HOUSEHOLD APPLIANCES. . . . .												
	MIDDLE ATLANTIC												
	NEW JERSEY. . . . .	173	16	9	17	18	23	5	1	51	4		
	PENNSYLVANIA. . . . .	254	65	55	25	31	28	13	2	44	8		
	EAST NORTH CENTRAL												
	OHIO. . . . .	2 043	887	438	4	4	8	45	17	190	78		
	INDIANA. . . . .	809	332	232	8	6	9	18	8	40	18		
	ILLINOIS. . . . .	1 143	450	237	11	11	12	32	9	100	44		
	MICHIGAN. . . . .	419	225	75	11	14	7	7	3	17	8		
	WISCONSIN. . . . .	494	117	81	20	18	27	9	1	65	20		
	WEST NORTH CENTRAL												
	MINNESOTA. . . . .	393	110	59	9	10	12	9	2	5	2		
	IOWA. . . . .	539	196	147	6	5	7	24	9	54	25		
	MISSOURI. . . . .	193	38	4	78	75	69	-	-	-	-		
	SOUTH ATLANTIC												
	MARYLAND. . . . .	149	35	2	93	85	31	(Z)	(Z)	1	(Z)		
	VIRGINIA. . . . .	36	11	8	100	100	100	5	2	8	2		
	NORTH CAROLINA. . . . .	315	82	21	53	68	44	5	1	12	3		
	SOUTH CAROLINA. . . . .	202	40	23	46	44	42	1	(Z)	42	8		
	GEORGIA. . . . .	75	41	31	49	61	70	2	1	8	3		
	EAST SOUTH CENTRAL												
	KENTUCKY. . . . .	1 148	582	39	38	48	23	10	3	18	6		
	TENNESSEE. . . . .	685	344	198	14	9	9	21	13	56	37		
	ALABAMA. . . . .	102	76	35	100	100	100	-	-	-	-		
	MISSISSIPPI. . . . .	175	32	14	50	44	43	1	(Z)	8	1		
	WEST SOUTH CENTRAL												
	ARKANSAS. . . . .	362	165	137	24	24	22	6	2	34	17		
	TEXAS. . . . .	89	21	10	76	65	69	-	-	8	1		
	MOUNTAIN												
	UTAH. . . . .	17	5	3	100	100	100	(Z)	(Z)	(Z)	(Z)		
	NEVADA. . . . .	27	27	11	100	100	100	-	-	-	-		
	PACIFIC												
	WASHINGTON. . . . .	22	6	9	100	100	100	(Z)	(Z)	(Z)	(Z)		
	CALIFORNIA. . . . .	324	80	79	35	56	36	21	3	51	9		
364	ELECTRIC LIGHTING OR WIRING EQUIP. . . . .	8 340	2 365	1 428	7	12	8	276	62	1 412	360		
	NEW ENGLAND												
	VERMONT. . . . .	26	9	4	100	100	100	2	(Z)	1	(Z)		
	MASSACHUSETTS. . . . .	340	53	51	30	12	11	17	3	67	10		
	RHODE ISLAND. . . . .	128	29	18	50	50	53	18	4	25	6		
	CONNECTICUT. . . . .	276	41	22	65	16	25	15	2	65	13		
	MIDDLE ATLANTIC												
	NEW YORK. . . . .	832	171	122	17	24	29	56	11	222	45		
	NEW JERSEY. . . . .	479	115	63	28	30	35	32	5	190	57		
	PENNSYLVANIA. . . . .	719	202	99	14	23	18	31	11	196	79		
	EAST NORTH CENTRAL												
	OHIO. . . . .	1 101	236	142	11	11	24	13	3	127	21		
	INDIANA. . . . .	483	98	55	17	14	21	10	3	14	3		
	ILLINOIS. . . . .	981	354	197	22	12	17	44	5	129	25		
	MICHIGAN. . . . .	78	15	9	69	76	73	-	-	1	(Z)		
	WISCONSIN. . . . .	84	53	35	40	51	63	2	1	4	2		
	WEST NORTH CENTRAL												
	MINNESOTA. . . . .	77	37	31	34	34	43	1	1	3	1		
	MISSOURI. . . . .	291	59	28	42	34	31	1	(Z)	11	2		
	KANSAS. . . . .	43	9	8	99	100	100	1	(Z)	5	1		
	SOUTH ATLANTIC												
	MARYLAND. . . . .	12	(Z)	(Z)	100	100	100	(Z)	(Z)	1	(Z)		
	WEST VIRGINIA. . . . .	163	138	69	7	7	11	3	5	53	29		
	NORTH CAROLINA. . . . .	176	45	35	23	32	32	3	1	41	8		
	GEORGIA. . . . .	171	117	103	28	29	43	(Z)	(Z)	6	3		
	FLORIDA. . . . .	116	10	9	45	48	65	2	(Z)	8	1		
	EAST SOUTH CENTRAL												
	KENTUCKY. . . . .	209	56	28	40	44	54	7	2	76	15		
	TENNESSEE. . . . .	200	66	49	25	50	48	6	3	33	10		
	ALABAMA. . . . .	78	9	6	57	76	71	(Z)	(Z)	34	2		
	MISSISSIPPI. . . . .	137	47	39	35	33	38	1	(Z)	4	1		
	WEST SOUTH CENTRAL												
	ARKANSAS. . . . .	111	41	26	22	17	23	(Z)	(Z)	23	8		
	LOUISIANA. . . . .	85	24	17	100	100	100	-	-	5	2		
	TEXAS. . . . .	129	48	18	47	63	66	1	(Z)	3	(Z)		
	PACIFIC												
	WASHINGTON. . . . .	30	7	11	30	23	27	(Z)	(Z)	3	1		
	OREGON. . . . .	8	2	1	100	100	100	-	-	-	-		
	CALIFORNIA. . . . .	559	206	86	29	41	26	1	1	24	3		
365	RADIO OR TV RECEIVING EQUIPMENT . . . . .	6 910	1 131	776	5	7	8	191	34	1 098	171		
	NEW ENGLAND												
	CONNECTICUT. . . . .	37	11	8	17	19	20	2	(Z)	7	2		
	MIDDLE ATLANTIC												
	NEW YORK. . . . .	369	21	22	77	79	85	16	1	117	4		

BUREAU OF ECONOMIC ANALYSIS

VALUE (MILLION DOLLARS) AND TONS (THOUSANDS) OF SHIPMENTS BY DESTINATION

EAST NORTH CENTRAL		WEST NORTH CENTRAL		SOUTH ATLANTIC		EAST SOUTH CENTRAL		WEST SOUTH CENTRAL		MOUNTAIN		PACIFIC		UNKNOWN		SIC AND AREA CODE
VALUE	TONS	VALUE	TONS	VALUE	TONS	VALUE	TONS	VALUE	TONS	VALUE	TONS	VALUE	TONS	VALUE	TONS	
																363
1	(Z)	(Z)	(Z)	57	7	15	1	40	3	4	(Z)	(Z)	(Z)	-	-	MA
38	8	16	3	76	24	1	(Z)	12	5	8	2	45	11	2	(Z)	NJ
																PA
914	409	141	59	206	96	141	55	129	62	35	19	232	89	11	3	ENC
166	75	33	15	246	94	39	12	85	40	42	12	136	54	3	2	OH
498	179	81	43	81	34	62	19	86	35	56	19	124	54	23	14	IN
269	151	21	11	35	18	8	4	15	8	7	3	22	12	19	6	IL
175	35	37	8	65	16	20	5	26	6	50	20	32	5	13	1	MI
																WI
																WNC
34	14	223	47	30	9	11	3	35	19	6	2	36	12	3	(Z)	MN
83	32	96	37	43	14	13	6	45	17	36	11	103	35	32	10	IA
-	-	193	38	-	-	-	-	-	-	-	-	-	-	-	-	MO
																SA
4	1	-	-	141	33	(Z)	(Z)	(Z)	(Z)	-	-	1	(Z)	1	(Z)	MD
6	2	2	1	5	2	(Z)	(Z)	4	1	5	2	-	-	-	-	VA
97	10	10	1	185	66	(Z)	(Z)	2	(Z)	-	-	5	1	-	-	NC
12	3	11	3	55	13	15	5	49	5	3	1	11	3	3	(Z)	SC
13	6	7	3	19	9	6	2	17	10	2	7	1	(Z)	-	-	GA
																ESC
52	22	7	2	32	16	993	521	16	6	6	2	6	2	9	2	KY
122	62	65	29	109	59	107	52	113	53	26	12	37	19	29	9	TN
-	-	-	-	41	31	25	19	36	27	-	-	-	-	-	-	AL
22	4	18	7	11	2	83	15	12	1	3	(Z)	4	1	13	1	MS
																WSC
70	32	31	14	56	26	12	5	53	25	12	5	89	40	-	-	AR
10	2	2	(Z)	1	(Z)	2	1	42	13	11	1	13	2	(Z)	(Z)	TX
																MNT
(Z)	(Z)	(Z)	(Z)	-	-	1	(Z)	1	(Z)	1	(Z)	13	4	-	-	UT
-	-	-	-	-	-	-	-	-	-	3	3	22	23	2	1	NV
																PAC
(Z)	(Z)	(Z)	(Z)	(Z)	(Z)	13	4	(Z)	(Z)	(Z)	(Z)	3	1	6	(Z)	WA
42	9	18	3	22	3	4	1	20	6	21	8	117	37	8	1	CA
2 334	595	797	218	962	285	383	150	635	224	226	67	1 041	372	274	34	364
																NE
22	8	1	(Z)	1	(Z)	-	-	(Z)	(Z)	(Z)	(Z)	(Z)	(Z)	-	-	VT
83	11	35	5	59	10	11	1	21	3	10	2	36	7	1	(Z)	MA
29	7	5	1	22	7	14	3	8	1	(Z)	(Z)	2	(Z)	5	(Z)	RI
137	15	15	3	27	7	1	(Z)	2	(Z)	2	(Z)	12	1	-	-	CT
																MA
103	24	58	9	114	28	23	5	76	15	16	2	77	18	86	13	NY
67	15	34	10	61	12	12	2	15	3	7	1	32	8	28	1	NJ
262	58	35	6	81	24	16	4	35	8	22	5	29	6	12	(Z)	PA
																ENC
500	101	69	22	83	19	61	11	50	11	18	2	124	41	56	6	OH
244	43	36	9	57	14	8	3	39	10	1	(Z)	53	10	21	2	IN
305	135	124	34	92	26	50	40	77	41	20	9	133	38	8	1	IL
23	2	8	1	5	2	16	4	2	(Z)	4	(Z)	4	2	14	2	MI
14	8	17	13	6	3	26	15	3	2	5	3	6	5	2	(Z)	WI
																WNC
44	22	(Z)	(Z)	2	1	1	(Z)	6	2	(Z)	(Z)	20	9	-	-	MN
20	5	149	33	20	3	12	2	28	7	5	1	30	4	15	2	MO
4	1	4	1	9	2	1	(Z)	8	2	(Z)	(Z)	8	2	3	(Z)	KS
																SA
4	(Z)	-	-	(Z)	(Z)	5	(Z)	-	-	-	-	-	-	-	-	MD
23	23	12	13	46	40	10	11	7	12	(Z)	(Z)	9	5	-	-	WV
16	3	20	4	40	11	13	4	23	6	9	3	11	6	-	-	NC
24	18	15	11	42	19	14	13	32	25	16	12	22	16	-	-	GA
69	4	1	(Z)	15	3	2	(Z)	3	(Z)	1	(Z)	15	1	-	-	FL
																ESC
27	7	16	6	16	6	46	13	14	5	2	1	6	2	-	-	KY
89	26	10	1	18	8	6	2	9	3	5	1	23	12	(Z)	(Z)	TN
16	2	11	2	5	1	6	1	3	(Z)	3	(Z)	(Z)	(Z)	-	-	AL
17	6	16	6	32	8	5	2	22	12	3	1	34	10	2	(Z)	MS
																WSC
31	11	17	6	9	3	10	7	9	3	2	(Z)	9	3	-	-	AR
37	12	22	6	21	5	-	-	-	-	-	-	-	-	-	-	LA
18	3	8	3	9	4	(Z)	(Z)	78	33	3	1	3	1	6	4	TX
																PAC
4	1	3	1	7	1	1	(Z)	3	1	2	1	5	1	-	-	WA
-	-	-	-	-	-	-	-	-	-	1	(Z)	7	2	-	-	OR
44	10	30	4	27	4	1	(Z)	43	9	64	18	313	155	12	1	CA
1 644	273	668	103	910	170	380	59	656	115	163	30	1 143	170	58	6	365
																NE
11	3	4	1	9	3	2	1	2	1	(Z)	(Z)	-	-	-	-	CT
																MA
27	2	58	4	42	2	5	1	19	2	1	(Z)	84	5	-	-	NY

TABLE 9. SHIPMENTS BY MANUFACTURING ESTABLISHMENTS--INDUSTRY GROUP AND ORIGIN BY DESTINATION: 1977--CON.

SIC CODE	INDUSTRY DESCRIPTION AND STATE OF ORIGIN	ALL SHIPMENTS						VALUE (MILLION DOLLARS) AND TONS (THOUSANDS) OF SHIPMENTS BY DESTINATION					
		VALUE (MILLION DOLLARS) (A)	TONS (THOU- SANDS) (B)	TON-MILES (MIL- LIONS) (C)	STANDARD ERROR (PERCENT) FOR COLUMNS--			NEW ENGLAND		MIDDLE ATLANTIC			
					A	B	C	VALUE	TONS	VALUE	TONS		
365	RADIO OR TV RECEIVING EQUIPMENT . . . . .												
	MIDDLE ATLANTIC												
	NEW JERSEY . . . . .	190	56	18	27	39	39	7	3	118	34		
	PENNSYLVANIA . . . . .	176	54	38	4	5	7	6	2	31	11		
	EAST NORTH CENTRAL												
	INDIANA . . . . .	1 627	212	124	11	15	22	10	1	249	29		
	ILLINOIS . . . . .	1 657	279	171	6	5	7	94	18	181	31		
	WISCONSIN . . . . .	26	1	1	100	100	100	1	(Z)	3	(Z)		
	WEST NORTH CENTRAL												
	MINNESOTA . . . . .	9	2	(Z)	100	100	100	-	-	-	-		
	MISSOURI . . . . .	231	40	29	5	11	8	6	1	44	7		
	SOUTH ATLANTIC												
	MARYLAND . . . . .	12	1	(Z)	100	100	100	(Z)	(Z)	3	(Z)		
	VIRGINIA . . . . .	279	38	29	14	13	21	22	3	44	6		
	NORTH CAROLINA . . . . .	217	55	31	20	42	21	1	(Z)	38	6		
	SOUTH CAROLINA . . . . .	4	1	1	100	100	100	1	(Z)	(Z)	(Z)		
	EAST SOUTH CENTRAL												
	TENNESSEE . . . . .	380	63	53	16	12	18	4	1	31	5		
	MISSISSIPPI . . . . .	22	4	3	100	100	100	-	-	5	1		
	WEST SOUTH CENTRAL												
	TEXAS . . . . .	162	21	11	73	89	79	1	(Z)	1	(Z)		
	MOUNTAIN												
	ARIZONA . . . . .	31	12	13	100	100	100	-	-	-	-		
	PACIFIC												
	WASHINGTON . . . . .	13	(Z)	(Z)	100	100	100	-	-	-	-		
	CALIFORNIA . . . . .	812	125	126	14	15	15	2	(Z)	149	20		
366	COMMUNICATION EQUIPMENT . . . . .	22 432	1 042	679	7	13	8	888	32	4 081	154		
	NEW ENGLAND												
	NEW HAMPSHIRE . . . . .	206	1	2	16	55	46	3	(Z)	26	(Z)		
	MASSACHUSETTS . . . . .	1 432	28	15	22	11	8	294	8	440	12		
	RHODE ISLAND . . . . .	71	(Z)	(Z)	74	59	55	3	(Z)	45	(Z)		
	CONNECTICUT . . . . .	108	1	1	27	45	43	3	(Z)	38	(Z)		
	MIDDLE ATLANTIC												
	NEW YORK . . . . .	1 792	36	24	13	16	24	86	2	1 001	15		
	NEW JERSEY . . . . .	1 303	42	22	24	32	46	55	3	381	15		
	PENNSYLVANIA . . . . .	324	33	14	20	31	28	56	2	52	5		
	EAST NORTH CENTRAL												
	OHIO . . . . .	629	32	22	35	23	30	13	1	40	2		
	INDIANA . . . . .	712	43	25	17	23	24	9	(Z)	169	10		
	ILLINOIS . . . . .	2 641	277	124	9	31	20	28	1	275	14		
	MICHIGAN . . . . .	161	11	9	14	17	25	8	(Z)	31	1		
	WISCONSIN . . . . .	119	13	7	46	91	92	1	(Z)	8	1		
	WEST NORTH CENTRAL												
	MINNESOTA . . . . .	251	19	14	52	82	81	7	1	65	3		
	IOWA . . . . .	392	2	2	25	60	62	(Z)	(Z)	141	2		
	MISSOURI . . . . .	218	2	2	26	29	60	1	(Z)	16	(Z)		
	NEBRASKA . . . . .	247	71	61	15	20	24	2	1	44	15		
	SOUTH ATLANTIC												
	MARYLAND . . . . .	1 107	115	67	31	11	17	10	5	215	23		
	VIRGINIA . . . . .	629	20	14	14	31	38	12	(Z)	183	8		
	NORTH CAROLINA . . . . .	577	32	20	15	58	50	18	1	103	6		
	FLORIDA . . . . .	945	17	14	32	41	38	38	(Z)	111	2		
	EAST SOUTH CENTRAL												
	KENTUCKY . . . . .	11	3	1	72	74	70	(Z)	(Z)	1	(Z)		
	TENNESSEE . . . . .	153	7	3	33	38	27	4	(Z)	9	(Z)		
	ALABAMA . . . . .	165	7	6	15	17	21	1	(Z)	2	(Z)		
	MISSISSIPPI . . . . .	105	7	6	44	44	51	27	2	1	(Z)		
	WEST SOUTH CENTRAL												
	ARKANSAS . . . . .	188	11	7	27	23	28	4	(Z)	16	(Z)		
	LOUISIANA . . . . .	418	48	43	19	19	27	(Z)	(Z)	23	3		
	OKLAHOMA . . . . .	633	25	22	18	18	22	38	2	91	4		
	TEXAS . . . . .	1 597	38	35	17	19	24	45	1	210	6		
	MOUNTAIN												
	COLORADO . . . . .	344	8	9	14	13	13	3	(Z)	36	1		
	NEW MEXICO . . . . .	89	1	1	15	13	13	-	-	7	(Z)		
	ARIZONA . . . . .	201	1	1	22	23	19	2	(Z)	18	(Z)		
	UTAH . . . . .	126	3	4	20	20	20	8	(Z)	13	(Z)		
	PACIFIC												
	WASHINGTON . . . . .	105	1	1	100	100	100	-	-	(Z)	(Z)		
	OREGON . . . . .	68	4	9	100	100	100	(Z)	(Z)	2	(Z)		
	CALIFORNIA . . . . .	4 018	58	61	18	42	38	100	1	203	1		
367	ELECTRONIC COMPONENTS OR ACCESSORIES . . . . .	15 194	958	496	6	15	19	1 173	46	4 013	212		
	NEW ENGLAND												
	MAINE . . . . .	78	1	1	42	38	48	14	(Z)	23	(Z)		
	NEW HAMPSHIRE . . . . .	133	5	1	15	56	29	43	1	38	3		
	VERMONT . . . . .	341	11	1	49	49	33	10	(Z)	308	11		
	MASSACHUSETTS . . . . .	703	6	6	63	44	44	223	2	83	1		
	CONNECTICUT . . . . .	325	26	13	43	58	49	35	4	81	10		





TABLE 9. SHIPMENTS BY MANUFACTURING ESTABLISHMENTS--INDUSTRY GROUP AND ORIGIN BY DESTINATION: 1977--CON.

SIC CODE	INDUSTRY DESCRIPTION AND STATE OF ORIGIN	ALL SHIPMENTS						VALUE (MILLION DOLLARS) AND TONS (THOUSANDS) OF SHIPMENTS BY DESTINATION					
		VALUE (MILLION DOLLARS) (A)	TONS (THOU- SANDS) (B)	TON-MILES (MIL- LIONS) (C)	STANDARD ERROR (PERCENT) FOR COLUMNS--			NEW ENGLAND		MIDDLE ATLANTIC			
					A	B	C	VALUE	TONS	VALUE	TONS		
367	ELECTRONIC COMPONENTS OR ACCESSORIES. . . . .												
	MIDDLE ATLANTIC												
	NEW YORK. . . . .	2 508	126	39	15	22	21	230	3	1 217	80		
	NEW JERSEY. . . . .	471	17	7	50	58	50	18	(Z)	153	7		
	PENNSYLVANIA. . . . .	1 665	103	47	18	10	18	77	1	720	30		
	EAST NORTH CENTRAL												
	OHIO. . . . .	356	36	16	21	20	21	21	(Z)	98	4		
	INDIANA. . . . .	383	95	40	13	58	66	2	(Z)	39	2		
	ILLINOIS. . . . .	874	108	30	24	27	28	41	2	70	2		
	MICHIGAN. . . . .	59	6	5	91	96	99	(Z)	(Z)	1	(Z)		
	WISCONSIN. . . . .	91	1	(Z)	14	43	95	(Z)	(Z)	1	(Z)		
	WEST NORTH CENTRAL												
	MINNESOTA. . . . .	198	2	2	82	69	70	1	(Z)	50	(Z)		
	IOWA. . . . .	88	19	14	51	54	71	-	-	41	10		
	MISSOURI. . . . .	296	17	11	27	81	88	7	1	8	(Z)		
	NEBRASKA. . . . .	67	2	1	9	9	10	4	(Z)	12	(Z)		
	KANSAS. . . . .	19	(Z)	(Z)	100	100	100	-	-	2	(Z)		
	SOUTH ATLANTIC												
	MARYLAND. . . . .	50	1	(Z)	100	100	100	(Z)	(Z)	1	(Z)		
	VIRGINIA. . . . .	66	24	6	50	95	85	3	(Z)	11	10		
	NORTH CAROLINA. . . . .	217	4	3	57	20	20	24	(Z)	59	1		
	SOUTH CAROLINA. . . . .	189	9	6	9	9	12	20	1	39	1		
	GEORGIA. . . . .	17	14	9	100	100	100	3	2	8	6		
	FLORIDA. . . . .	338	6	9	44	63	78	19	(Z)	31	(Z)		
	EAST SOUTH CENTRAL												
	KENTUCKY. . . . .	109	4	3	38	65	55	2	(Z)	24	1		
	TENNESSEE. . . . .	94	6	4	18	24	24	6	(Z)	6	1		
	ALABAMA. . . . .	76	13	13	36	32	31	(Z)	(Z)	40	5		
	WEST SOUTH CENTRAL												
	ARKANSAS. . . . .	27	3	1	100	100	100	(Z)	(Z)	2	(Z)		
	TEXAS. . . . .	878	29	35	16	20	21	95	4	232	10		
	MOUNTAIN												
	ARIZONA. . . . .	522	1	(Z)	18	46	99	7	(Z)	14	(Z)		
	UTAH. . . . .	30	(Z)	(Z)	100	100	100	3	(Z)	4	(Z)		
	PACIFIC												
	CALIFORNIA. . . . .	3 696	254	167	10	32	36	243	22	555	16		
369	MISC. ELECTRICAL EQUIP OR SUPPLIES. . . . .	8 889	2 670	1 013	6	9	10	343	52	1 071	325		
	NEW ENGLAND												
	MAINE. . . . .	30	2	3	1	1	1	1	(Z)	5	(Z)		
	NEW HAMPSHIRE. . . . .	20	1	1	10	3	2	2	(Z)	4	(Z)		
	VERMONT. . . . .	86	22	3	28	97	91	16	11	53	10		
	MASSACHUSETTS. . . . .	290	18	14	21	21	21	36	3	40	2		
	RHODE ISLAND. . . . .	33	6	3	32	33	58	2	(Z)	12	3		
	CONNECTICUT. . . . .	298	7	6	38	46	54	24	1	58	1		
	MIDDLE ATLANTIC												
	NEW YORK. . . . .	512	38	31	14	17	23	51	1	131	10		
	NEW JERSEY. . . . .	268	118	31	45	34	60	5	3	93	64		
	PENNSYLVANIA. . . . .	434	233	82	21	14	17	32	10	169	105		
	EAST NORTH CENTRAL												
	OHIO. . . . .	869	128	69	13	9	15	26	2	108	18		
	INDIANA. . . . .	1 523	456	173	12	13	17	2	(Z)	94	18		
	ILLINOIS. . . . .	437	89	60	46	59	60	16	2	32	6		
	MICHIGAN. . . . .	885	231	53	19	12	25	(Z)	(Z)	31	12		
	WISCONSIN. . . . .	371	50	17	16	29	44	51	9	5	1		
	WEST NORTH CENTRAL												
	MINNESOTA. . . . .	237	42	8	17	93	76	6	(Z)	11	1		
	IOWA. . . . .	110	39	19	55	78	74	(Z)	(Z)	2	(Z)		
	MISSOURI. . . . .	133	127	47	76	76	79	-	-	-	-		
	KANSAS. . . . .	151	129	47	43	44	44	-	-	2	1		
	SOUTH ATLANTIC												
	DELAWARE. . . . .	28	29	4	18	18	22	-	-	23	23		
	MARYLAND. . . . .	47	1	1	73	83	87	1	(Z)	1	(Z)		
	VIRGINIA. . . . .	29	4	2	100	100	100	-	-	(Z)	(Z)		
	NORTH CAROLINA. . . . .	264	101	56	32	37	33	14	3	51	18		
	GEORGIA. . . . .	177	139	48	53	38	59	-	-	2	1		
	FLORIDA. . . . .	323	70	39	14	53	51	7	(Z)	35	2		
	EAST SOUTH CENTRAL												
	KENTUCKY. . . . .	85	85	17	10	9	10	-	-	15	16		
	TENNESSEE. . . . .	112	51	21	31	48	34	9	2	7	2		
	ALABAMA. . . . .	51	8	4	100	100	100	-	-	5	(Z)		
	MISSISSIPPI. . . . .	61	6	5	100	100	100	-	-	1	(Z)		
	WEST SOUTH CENTRAL												
	LOUISIANA. . . . .	45	2	1	100	100	100	2	(Z)	-	-		
	OKLAHOMA. . . . .	23	15	4	100	100	100	-	-	-	-		
	TEXAS. . . . .	207	94	32	38	35	43	1	(Z)	17	1		
	MOUNTAIN												
	COLORADO. . . . .	61	8	10	80	99	99	13	1	22	3		
	ARIZONA. . . . .	12	(Z)	(Z)	100	100	100	-	-	-	-		
	PACIFIC												
	WASHINGTON. . . . .	32	(Z)	(Z)	19	19	22	(Z)	(Z)	1	(Z)		





TABLE 9. SHIPMENTS BY MANUFACTURING ESTABLISHMENTS--INDUSTRY GROUP AND ORIGIN BY DESTINATION: 1977--CON.

SIC CODE	INDUSTRY DESCRIPTION AND STATE OF ORIGIN	ALL SHIPMENTS						VALUE (MILLION DOLLARS) AND TONS (THOUSANDS) OF SHIPMENTS BY DESTINATION					
		VALUE (MILLION DOLLARS) (A)	TONS (THOU- SANDS) (B)	TON-MILES (MIL- LIONS) (C)	STANDARD ERROR (PERCENT) FOR COLUMNS--			NEW ENGLAND		MIDDLE ATLANTIC			
					A	B	C	VALUE	TONS	VALUE	TONS		
369	MISC. ELECTRICAL EQUIP OR SUPPLIES. . . . .												
	PACIFIC												
	OREGON. . . . .	76	45	12	70	98	89	1	(Z)	6	(Z)		
	CALIFORNIA. . . . .	467	240	73	29	48	53	20	(Z)	21		1	
37	TRANSPORTATION EQUIPMENT. . . . .	162 176	60 433	29 676	2	10	6	4 898	1 119	16 089	5 977		
	NEW ENGLAND												
	MAINE . . . . .	121	18	14	31	31	37	25	5	11	2		
	NEW HAMPSHIRE . . . . .	81	32	23	100	100	100	2	(Z)	14	6		
	VERMONT . . . . .	51	(Z)	(Z)	7	7	10	32	(Z)	-	-		
	MASSACHUSETTS . . . . .	1 554	329	104	9	16	30	395	57	755	177		
	CONNECTICUT . . . . .	3 970	413	65	14	7	28	944	30	464	45		
	MIDDLE ATLANTIC												
	NEW YORK. . . . .	5 531	1 725	850	19	6	9	297	59	1 057	464		
	NEW JERSEY. . . . .	4 074	1 022	563	11	5	5	181	90	725	269		
	PENNSYLVANIA. . . . .	4 414	2 176	983	6	9	12	105	24	1 361	748		
	EAST NORTH CENTRAL												
	OHIO. . . . .	16 476	9 011	3 575	6	32	20	390	81	1 799	751		
	INDIANA . . . . .	7 846	4 301	2 136	16	39	48	247	56	752	515		
	ILLINOIS. . . . .	4 911	1 789	791	15	14	18	115	31	452	134		
	MICHIGAN. . . . .	43 526	19 923	9 049	2	2	5	896	361	3 417	1 434		
	WISCONSIN . . . . .	4 617	2 083	1 082	4	4	6	43	12	486	201		
	WEST NORTH CENTRAL												
	MINNESOTA . . . . .	1 015	360	204	7	4	8	9	4	34	12		
	IOWA. . . . .	512	211	111	32	36	36	10	4	44	17		
	MISSOURI. . . . .	11 187	3 698	2 296	9	4	5	133	44	842	260		
	SOUTH DAKOTA. . . . .	30	18	7	100	100	100	-	-	-	-		
	NEBRASKA. . . . .	274	117	36	64	82	50	2	(Z)	28	6		
	KANSAS. . . . .	2 989	473	262	5	4	8	54	14	105	15		
	SOUTH ATLANTIC												
	DELAWARE. . . . .	1 486	547	386	2	2	7	122	44	196	72		
	MARYLAND. . . . .	1 900	619	221	5	9	18	170	54	721	231		
	VIRGINIA. . . . .	2 060	590	229	33	24	32	105	21	215	33		
	WEST VIRGINIA . . . . .	251	334	14	7	4	80	(Z)	(Z)	9	2		
	NORTH CAROLINA . . . . .	617	317	169	16	16	19	25	7	83	47		
	SOUTH CAROLINA . . . . .	196	82	15	100	100	100	-	-	-	-		
	GEORGIA. . . . .	5 084	1 466	823	11	12	10	155	34	530	159		
	FLORIDA. . . . .	1 282	230	119	13	30	20	57	7	145	26		
	EAST SOUTH CENTRAL												
	KENTUCKY. . . . .	3 234	1 091	542	4	4	5	80	18	356	100		
	TENNESSEE . . . . .	1 501	539	205	9	8	11	26	10	128	46		
	ALABAMA . . . . .	771	670	307	41	62	78	3	2	16	8		
	MISSISSIPPI . . . . .	1 049	345	152	19	34	44	37	4	145	60		
	WEST SOUTH CENTRAL												
	ARKANSAS. . . . .	323	106	61	23	22	21	1	(Z)	17	6		
	LOUISIANA . . . . .	966	436	128	44	54	95	1	(Z)	66	24		
	OKLAHOMA. . . . .	573	159	38	39	69	39	1	(Z)	5	1		
	TEXAS . . . . .	3 906	880	552	9	23	52	12	1	141	2		
	MOUNTAIN												
	IOAHO . . . . .	68	25	7	10	6	13	-	-	-	-		
	COLORADO. . . . .	421	59	27	33	77	86	-	-	-	-		
	NEW MEXICO. . . . .	85	15	12	70	98	97	(Z)	(Z)	(Z)	(Z)		
	ARIZONA . . . . .	522	35	12	15	52	25	1	(Z)	80	1		
	UTAH. . . . .	361	57	11	27	27	44	3	(Z)	3	(Z)		
	PACIFIC												
	WASHINGTON. . . . .	4 389	551	227	6	12	24	7	1	50	6		
	OREGON. . . . .	637	287	146	18	22	27	6	(Z)	6	1		
	CALIFORNIA. . . . .	17 134	3 256	3 104	8	7	10	185	39	809	91		
371	MOTOR VEHICLES OR EQUIPMENT . . . . .	117 497	52 650	26 793	3	7	6	2 855	994	11 733	4 976		
	NEW ENGLAND												
	NEW HAMPSHIRE . . . . .	62	24	18	100	100	100	2	(Z)	11	4		
	MASSACHUSETTS . . . . .	874	266	82	9	17	31	159	45	524	146		
	CONNECTICUT . . . . .	300	92	45	29	29	39	10	3	93	29		
	MIDDLE ATLANTIC												
	NEW YORK. . . . .	3 400	1 575	733	4	6	10	164	55	890	435		
	NEW JERSEY. . . . .	3 808	999	551	11	5	5	254	88	680	264		
	PENNSYLVANIA. . . . .	1 900	1 156	589	8	10	18	37	17	572	325		
	EAST NORTH CENTRAL												
	OHIO. . . . .	14 410	8 664	3 444	6	33	21	232	70	1 524	692		
	INDIANA . . . . .	5 976	3 624	1 832	20	45	55	127	48	604	446		
	ILLINOIS. . . . .	3 123	1 171	579	20	16	18	70	26	292	108		
	MICHIGAN. . . . .	43 027	19 636	8 973	2	2	5	861	359	3 352	1 413		
	WISCONSIN . . . . .	4 329	1 978	1 030	4	4	6	43	12	322	135		
	WEST NORTH CENTRAL												
	MINNESOTA . . . . .	767	282	153	2	2	7	-	-	4	1		
	IOWA. . . . .	474	195	104	34	38	39	5	3	43	17		
	MISSOURI. . . . .	8 613	3 386	2 195	3	3	5	128	43	692	246		
	SOUTH DAKOTA. . . . .	22	14	5	100	100	100	-	-	-	-		
	NEBRASKA. . . . .	146	80	15	100	100	100	-	-	-	-		
	KANSAS. . . . .	1 624	402	242	5	4	9	51	14	50	13		
	SOUTH ATLANTIC												
	DELAWARE. . . . .	1 473	543	382	2	2	7	121	43	194	71		



TABLE 9. SHIPMENTS BY MANUFACTURING ESTABLISHMENTS--INDUSTRY GROUP AND ORIGIN BY DESTINATION: 1977--CON.

SIC CODE	INDUSTRY DESCRIPTION AND STATE OF ORIGIN	ALL SHIPMENTS						VALUE (MILLION DOLLARS) AND TONS (THOUSANDS) OF SHIPMENTS BY DESTINATION				
		VALUE (MILLION DOLLARS) (A)	TONS (THOUSANDS) (B)	TON-MILES (MILLIONS) (C)	STANDARD ERROR (PERCENT) FOR COLUMNS--			NEW ENGLAND		MIDDLE ATLANTIC		
					A	B	C	VALUE	TONS	VALUE	TONS	
371	MOTOR VEHICLES OR EQUIPMENT . . . . .											
	SOUTH ATLANTIC											
	MARYLAND . . . . .	1 655	493	177	4	3	13	166	50	593	175	
	VIRGINIA . . . . .	1 293	371	169	49	36	43	47	10	95	22	
	NORTH CAROLINA . . . . .	497	281	150	16	16	20	8	4	58	41	
	GEORGIA . . . . .	4 033	1 358	782	4	12	10	148	34	455	155	
	FLORIDA . . . . .	96	67	13	100	100	100	1	1	2	1	
	EAST SOUTH CENTRAL											
	KENTUCKY . . . . .	3 158	1 060	526	4	4	5	79	18	349	98	
	TENNESSEE . . . . .	1 039	333	146	7	8	12	25	9	91	35	
	ALABAMA . . . . .	379	436	233	62	80	86	2	1	11	7	
	MISSISSIPPI . . . . .	259	45	29	28	27	24	27	3	4	2	
	WEST SOUTH CENTRAL											
	ARKANSAS . . . . .	184	61	36	28	33	32	1	(Z)	10	3	
	OKLAHOMA . . . . .	264	120	22	82	88	63	-	-	2	1	
	TEXAS . . . . .	1 684	687	505	18	30	57	-	-	(Z)	(Z)	
	MOUNTAIN											
	COLORADO . . . . .	100	38	20	100	100	100	-	-	-	-	
	NEW MEXICO . . . . .	47	14	10	100	100	100	(Z)	(Z)	(Z)	(Z)	
	PACIFIC											
	WASHINGTON . . . . .	350	174	26	8	4	34	(Z)	(Z)	(Z)	(Z)	
	OREGON . . . . .	305	109	73	6	9	4	-	-	1	1	
	CALIFORNIA . . . . .	7 353	2 748	2 809	9	10	11	69	32	160	73	
372	AIRCRAFT OR PARTS . . . . .	25 074	677	304	7	4	7	1 514	19	2 000	47	
	NEW ENGLAND											
	VERMONT . . . . .	40	(Z)	(Z)	7	7	10	25	(Z)	-	-	
	MASSACHUSETTS . . . . .	349	3	1	25	32	22	145	1	98	1	
	CONNECTICUT . . . . .	2 878	32	14	18	34	33	878	11	317	9	
	MIDDLE ATLANTIC											
	NEW YORK . . . . .	1 725	17	16	61	26	22	21	(Z)	104	1	
	NEW JERSEY . . . . .	119	2	2	69	74	69	19	(Z)	24	1	
	PENNSYLVANIA . . . . .	564	13	7	9	10	22	50	1	46	1	
	EAST NORTH CENTRAL											
	OHIO . . . . .	1 519	40	20	26	25	29	138	3	199	6	
	INDIANA . . . . .	981	117	28	18	17	18	105	1	54	5	
	ILLINOIS . . . . .	217	7	1	18	2	23	31	(Z)	27	(Z)	
	MICHIGAN . . . . .	151	7	4	55	92	89	28	(Z)	3	(Z)	
	WEST NORTH CENTRAL											
	IOWA . . . . .	13	(Z)	(Z)	100	100	100	4	(Z)	1	(Z)	
	MISSOURI . . . . .	2 073	32	19	46	33	38	(Z)	(Z)	121	5	
	KANSAS . . . . .	1 286	45	10	10	4	20	2	(Z)	54	2	
	SOUTH ATLANTIC											
	MARYLAND . . . . .	37	2	2	100	100	100	1	(Z)	16	(Z)	
	GEORGIA . . . . .	859	9	13	53	50	69	4	(Z)	63	(Z)	
	FLORIDA . . . . .	489	28	6	20	11	24	18	(Z)	6	(Z)	
	EAST SOUTH CENTRAL											
	TENNESSEE . . . . .	75	5	3	56	31	47	(Z)	(Z)	16	3	
	ALABAMA . . . . .	105	7	3	34	17	32	(Z)	(Z)	1	(Z)	
	WEST SOUTH CENTRAL											
	OKLAHOMA . . . . .	242	8	8	13	14	19	1	(Z)	4	(Z)	
	TEXAS . . . . .	1 695	19	18	13	25	34	8	(Z)	135	1	
	MOUNTAIN											
	NEW MEXICO . . . . .	31	(Z)	(Z)	100	100	100	-	-	-	-	
	ARIZONA . . . . .	449	24	10	17	71	28	(Z)	(Z)	76	1	
	PACIFIC											
	WASHINGTON . . . . .	3 325	95	54	5	7	13	2	(Z)	37	4	
	OREGON . . . . .	41	5	1	100	100	100	-	-	-	-	
	CALIFORNIA . . . . .	5 621	153	61	13	3	14	26	1	581	6	
373	SHIP OR BOAT BUILDING OR REPAIRING . . . . .	7 626	2 655	881	12	20	24	268	63	1 226	514	
	NEW ENGLAND											
	MAINE . . . . .	117	18	13	31	31	37	24	5	11	1	
	CONNECTICUT . . . . .	765	286	4	4	2	33	51	16	50	7	
	MIDDLE ATLANTIC											
	NEW JERSEY . . . . .	131	17	8	100	100	100	7	1	18	4	
	PENNSYLVANIA . . . . .	251	185	25	47	73	78	1	(Z)	183	143	
	EAST NORTH CENTRAL											
	OHIO . . . . .	69	52	3	10	24	42	(Z)	(Z)	(Z)	(Z)	
	INDIANA . . . . .	131	123	72	37	20	24	(Z)	(Z)	10	12	
	ILLINOIS . . . . .	56	14	5	69	69	69	1	(Z)	6	1	
	MICHIGAN . . . . .	108	20	13	4	3	7	4	1	34	6	
	WISCONSIN . . . . .	207	74	38	71	80	72	(Z)	(Z)	155	62	
	WEST NORTH CENTRAL											
	MINNESOTA . . . . .	70	13	10	100	100	100	3	1	6	1	
	SOUTH ATLANTIC											
	MARYLAND . . . . .	162	113	40	43	42	55	1	4	97	50	
	VIRGINIA . . . . .	718	207	57	19	24	20	56	11	110	7	
	NORTH CAROLINA . . . . .	81	16	8	71	74	69	15	3	19	4	

BUREAU OF THE CENSUS





TABLE 9. SHIPMENTS BY MANUFACTURING ESTABLISHMENTS--INDUSTRY GROUP AND ORIGIN BY DESTINATION: 1977--CON.

SIC CODE	INDUSTRY DESCRIPTION AND STATE OF ORIGIN	ALL SHIPMENTS						VALUE (MILLION DOLLARS) AND TONS (THOUSANDS) OF SHIPMENTS BY DESTINATION					
		VALUE (MILLION DOLLARS) (A)	TONS (THOUSANDS) (B)	TON-MILES (MILLIONS) (C)	STANDARD ERROR (PERCENT) FOR COLUMNS--			NEW ENGLAND		MIDDLE ATLANTIC			
					A	B	C	VALUE	TONS	VALUE	TONS		
373	SHIP OR BOAT BUILDING OR REPAIRING. . . . .												
	SOUTH ATLANTIC												
	GEORGIA . . . . .	32	7	3	100	100	100	(Z)	(Z)	1	(Z)		
	FLORIDA . . . . .	502	119	86	19	23	25	27	6	96	21		
	EAST SOUTH CENTRAL												
	TENNESSEE . . . . .	110	35	4	69	75	97	-	-	2	(Z)		
	MISSISSIPPI . . . . .	782	297	122	27	39	55	10	1	140	58		
	WEST SOUTH CENTRAL												
	ARKANSAS . . . . .	52	11	5	100	100	100	(Z)	(Z)	-	-		
	LOUISIANA . . . . .	825	408	120	48	54	95	1	(Z)	62	22		
	TEXAS . . . . .	360	107	22	24	20	43	4	1	6	1		
	PACIFIC												
	WASHINGTON . . . . .	515	105	70	42	46	53	5	1	8	1		
	OREGON . . . . .	80	4	6	100	100	100	6	(Z)	5	(Z)		
	CALIFORNIA . . . . .	620	98	70	41	35	46	9	1	18	4		
374	RAILROAD EQUIPMENT. . . . .	4 123	2 837	850	14	17	21	14	10	686	343		
	MIDDLE ATLANTIC												
	PENNSYLVANIA . . . . .	1 253	685	279	13	12	17	5	3	447	222		
	EAST NORTH CENTRAL												
	OHIO . . . . .	212	179	77	33	22	15	4	4	44	45		
	INDIANA . . . . .	251	195	109	77	80	88	1	1	34	29		
	ILLINOIS . . . . .	1 343	545	174	28	32	60	2	1	116	22		
	MICHIGAN . . . . .	96	210	37	100	100	100	-	-	3	6		
	WISCONSIN . . . . .	17	5	2	70	86	92	-	-	4	2		
	WEST NORTH CENTRAL												
	MISSOURI . . . . .	130	157	5	44	33	55	(Z)	(Z)	1	(Z)		
	SOUTH ATLANTIC												
	WEST VIRGINIA . . . . .	144	205	8	7	4	86	(Z)	(Z)	(Z)	(Z)		
	GEORGIA . . . . .	61	61	4	100	100	100	-	-	-	-		
	EAST SOUTH CENTRAL												
	ALABAMA . . . . .	101	105	17	13	12	42	(Z)	(Z)	(Z)	(Z)		
	PACIFIC												
	WASHINGTON . . . . .	131	147	38	37	37	37	(Z)	(Z)	1	(Z)		
	OREGON . . . . .	133	116	57	41	47	68	-	-	(Z)	(Z)		
375	MOTORCYCLES, BICYCLES, OR PARTS . . . . .	1 007	378	200	8	10	10	30	8	134	38		
	NEW ENGLAND												
	MASSACHUSETTS . . . . .	30	5	3	62	25	34	3	1	6	1		
	CONNECTICUT . . . . .	9	1	1	100	100	100	(Z)	(Z)	1	(Z)		
	MIDDLE ATLANTIC												
	PENNSYLVANIA . . . . .	193	41	22	5	8	14	5	1	50	13		
	EAST NORTH CENTRAL												
	OHIO . . . . .	109	43	22	12	25	23	6	2	15	5		
	ILLINOIS . . . . .	125	37	26	14	19	17	11	3	8	2		
	WEST NORTH CENTRAL												
	NEBRASKA . . . . .	81	17	15	8	7	10	2	(Z)	20	5		
	EAST SOUTH CENTRAL												
	KENTUCKY . . . . .	13	9	5	28	29	38	-	-	(Z)	(Z)		
	TENNESSEE . . . . .	239	153	49	22	16	15	1	(Z)	17	7		
	WEST SOUTH CENTRAL												
	ARKANSAS . . . . .	50	21	13	22	23	27	(Z)	(Z)	5	2		
	PACIFIC												
	CALIFORNIA . . . . .	97	30	31	56	82	80	(Z)	(Z)	2	(Z)		
376	GUIDED MISSILE, SPACE VEHICLE, PARTS. . . . .	4 481	203	198	18	7	9	115	2	113	8		
	NEW ENGLAND												
	MASSACHUSETTS . . . . .	37	(Z)	(Z)	47	69	97	21	(Z)	(Z)	(Z)		
	MIDDLE ATLANTIC												
	NEW YORK . . . . .	75	30	50	6	1	2	(Z)	(Z)	(Z)	(Z)		
	PENNSYLVANIA . . . . .	159	27	43	17	-	1	(Z)	(Z)	26	(Z)		
	EAST NORTH CENTRAL												
	OHIO . . . . .	43	(Z)	(Z)	15	15	21	-	-	2	(Z)		
	MICHIGAN . . . . .	8	(Z)	(Z)	70	46	45	-	-	6	(Z)		
	SOUTH ATLANTIC												
	MARYLAND . . . . .	22	1	(Z)	100	100	100	1	(Z)	5	(Z)		
	VIRGINIA . . . . .	17	(Z)	(Z)	100	100	100	1	(Z)	-	-		
	FLORIDA . . . . .	159	12	9	35	51	55	10	(Z)	16	1		
	EAST SOUTH CENTRAL												
	ALABAMA . . . . .	61	11	4	15	31	28	(Z)	(Z)	2	(Z)		
	WEST SOUTH CENTRAL												
	LOUISIANA . . . . .	80	1	(Z)	2	39	56	(Z)	(Z)	(Z)	(Z)		
	TEXAS . . . . .	12	(Z)	(Z)	100	100	100	(Z)	(Z)	(Z)	(Z)		
	MOUNTAIN												
	COLORADO . . . . .	243	1	1	34	34	46	-	-	-	-		

BUREAU OF THE CENSUS

VALUE (MILLION DOLLARS) AND TONS (THOUSANDS) OF SHIPMENTS BY DESTINATION

EAST NORTH CENTRAL		WEST NORTH CENTRAL		SOUTH ATLANTIC		EAST SOUTH CENTRAL		WEST SOUTH CENTRAL		MOUNTAIN		PACIFIC		UNKNOWN		SIC AND AREA CODE
VALUE	TONS	VALUE	TONS	VALUE	TONS	VALUE	TONS	VALUE	TONS	VALUE	TONS	VALUE	TONS	VALUE	TONS	
																373
2	(Z)	-	-	17	4	1	(Z)	7	1	-	-	-	-	3	(Z)	SA GA FL
51	11	3	1	198	52	16	2	60	17	3	1	37	8	10	1	
7	1	7	1	12	2	52	25	17	3	-	-	-	-	13	-	ESC TN MS
10	1	3	(Z)	15	2	171	176	187	31	-	-	246	29	-	-	
11	2	5	1	9	2	(Z)	(Z)	25	5	-	-	2	1	1	(Z)	WSC AR LA TX
(Z)	(Z)	(Z)	(Z)	(Z)	(Z)	(Z)	(Z)	124	81	-	-	103	21	535	284	
20	5	21	5	13	2	7	2	143	35	14	1	7	2	125	51	
38	7	12	3	11	2	-	-	8	1	20	4	378	81	36	5	PAC WA OR CA
10	(Z)	4	(Z)	16	1	4	(Z)	5	(Z)	5	(Z)	24	2	-	-	
39	5	4	(Z)	42	6	20	4	62	6	16	3	396	64	14	5	
947	727	574	292	321	276	480	282	369	105	97	74	297	307	339	420	374
196	110	209	133	156	131	59	53	144	26	23	2	10	4	4	1	MA PA
89	68	13	13	15	12	17	10	10	10	13	13	5	3	1	(Z)	ENC OH IN IL MI WI
119	72	5	3	49	48	13	12	1	1	(Z)	(Z)	28	29	-	-	
427	257	297	93	17	3	235	55	183	53	56	55	11	6	1	(Z)	
72	183	5	11	1	(Z)	2	1	-	-	-	-	13	9	-	-	
6	1	3	(Z)	1	(Z)	2	1	2	(Z)	-	-	-	-	-	-	
1	1	12	17	1	1	(Z)	(Z)	(Z)	(Z)	(Z)	(Z)	(Z)	(Z)	115	138	WNC MO
1	1	(Z)	(Z)	1	(Z)	(Z)	(Z)	12	8	(Z)	(Z)	(Z)	(Z)	129	195	SA WV GA
6	6	-	-	55	55	-	-	-	-	-	-	-	-	(Z)	(Z)	
4	8	(Z)	(Z)	(Z)	(Z)	91	91	(Z)	1	-	-	5	5	-	-	ESC AL
6	5	9	6	(Z)	(Z)	1	(Z)	1	(Z)	2	3	111	132	-	-	PAC WA OR
(Z)	(Z)	(Z)	(Z)	(Z)	(Z)	8	7	(Z)	(Z)	(Z)	(Z)	93	97	32	11	
226	73	84	28	165	63	138	82	85	40	25	7	114	37	6	1	375
13	2	5	1	1	(Z)	(Z)	(Z)	(Z)	(Z)	1	(Z)	2	(Z)	1	(Z)	NE MA CT
4	1	1	(Z)	2	(Z)	-	-	1	(Z)	(Z)	(Z)	-	-	-	-	
65	14	20	4	21	4	8	2	8	1	5	1	5	1	3	(Z)	MA PA
22	11	10	3	30	10	12	6	11	4	1	(Z)	(Z)	(Z)	-	-	ENC OH IL
30	9	11	3	21	6	12	4	11	4	9	3	11	3	-	-	
10	2	11	2	4	1	(Z)	(Z)	16	3	2	(Z)	17	3	-	-	WNC NE
4	4	(Z)	(Z)	2	1	2	1	1	1	3	2	1	(Z)	-	-	ESC KY TN
37	19	3	6	58	30	91	64	21	22	(Z)	(Z)	9	4	1	(Z)	
7	3	12	5	13	6	8	3	5	2	(Z)	(Z)	1	1	-	-	WSC AR
22	3	4	1	5	2	1	(Z)	4	1	2	(Z)	57	22	1	(Z)	PAC CA
182	3	90	6	930	35	152	9	409	11	557	71	1 713	54	220	5	376
-	-	-	-	-	-	(Z)	(Z)	-	-	15	(Z)	(Z)	(Z)	-	-	NE MA
(Z)	(Z)	(Z)	(Z)	(Z)	(Z)	(Z)	(Z)	8	(Z)	59	29	2	(Z)	6	(Z)	MA NY PA
(Z)	(Z)	(Z)	(Z)	53	13	(Z)	(Z)	(Z)	(Z)	1	(Z)	73	13	5	(Z)	
28	(Z)	-	-	3	(Z)	-	-	6	(Z)	(Z)	(Z)	2	(Z)	-	-	ENC OH MI
(Z)	(Z)	1	(Z)	(Z)	(Z)	-	-	(Z)	(Z)	(Z)	(Z)	(Z)	(Z)	-	-	
(Z)	(Z)	(Z)	(Z)	14	(Z)	(Z)	(Z)	(Z)	(Z)	1	(Z)	1	(Z)	-	-	SA MO VA FL
(Z)	(Z)	-	-	1	(Z)	(Z)	(Z)	-	-	14	(Z)	1	(Z)	-	-	
56	1	(Z)	(Z)	29	9	-	-	7	(Z)	3	1	37	(Z)	1	(Z)	
2	1	1	(Z)	16	1	22	7	2	1	5	(Z)	7	1	3	(Z)	ESC AL
(Z)	(Z)	1	(Z)	(Z)	(Z)	76	(Z)	(Z)	(Z)	(Z)	(Z)	1	(Z)	-	-	WSC LA TX
(Z)	(Z)	-	-	(Z)	(Z)	-	-	(Z)	(Z)	6	(Z)	6	(Z)	-	-	
3	(Z)	25	(Z)	133	(Z)	-	-	29	(Z)	20	(Z)	31	(Z)	2	(Z)	MNT CO



TABLE 9. SHIPMENTS BY MANUFACTURING ESTABLISHMENTS--INDUSTRY GROUP AND ORIGIN BY DESTINATION: 1977--CON.

SIC CODE	INDUSTRY DESCRIPTION AND STATE OF ORIGIN	ALL SHIPMENTS						VALUE (MILLION DOLLARS) AND TONS (THOUSANDS) OF SHIPMENTS BY DESTINATION					
		VALUE (MILLION DOLLARS) (A)	TONS (THOUSANDS) (B)	TON-MILES (MILLIONS) (C)	STANDARD ERROR (PERCENT) FOR COLUMNS--			NEW ENGLAND		MIDDLE ATLANTIC			
					A	B	C	VALUE	TONS	VALUE	TONS		
376	GUIDED MISSILE, SPACE VEHICLE, PARTS. . . . .												
	MOUNTAIN												
	ARIZONA . . . . .	39	2	1	47	65	84	(Z)	(Z)	(Z)	(Z)	(Z)	(Z)
	UTAH . . . . .	224	35	7	27	27	44	2	(Z)	2	(Z)	(Z)	(Z)
	PACIFIC												
	WASHINGTON . . . . .	29	1	1	24	27	45	(Z)	(Z)	4	(Z)	(Z)	(Z)
	CALIFORNIA . . . . .	3 064	71	71	24	17	25	70	1	44	6	(Z)	6
379	MISC. TRANSPORTATION EQUIPMENT. . . . .	2 276	981	372	10	82	67	98	20	224	112		
	NEW ENGLAND												
	VERMONT . . . . .	(Z)	(Z)	(Z)	100	100	100	(Z)	(Z)	-	-		
	MIDDLE ATLANTIC												
	PENNSYLVANIA . . . . .	96	69	18	20	40	30	6	2	37	44		
	EAST NORTH CENTRAL												
	OHIO . . . . .	115	34	9	12	10	21	10	2	15	2		
	INDIANA . . . . .	489	231	89	23	25	24	14	5	49	23		
	ILLINOIS . . . . .	48	15	6	9	7	17	-	-	3	1		
	MICHIGAN . . . . .	135	49	22	64	78	70	2	(Z)	19	9		
	WISCONSIN . . . . .	40	16	7	7	8	14	-	-	2	1		
	WEST NORTH CENTRAL												
	MINNESOTA . . . . .	143	53	34	6	4	8	6	3	23	9		
	IOWA . . . . .	23	14	6	71	81	90	1	1	(Z)	(Z)		
	KANSAS . . . . .	50	22	7	63	57	61	-	-	-	-		
	SOUTH ATLANTIC												
	MARYLAND . . . . .	24	11	2	100	100	100	1	(Z)	11	5		
	VIRGINIA . . . . .	12	6	1	100	100	100	(Z)	(Z)	8	4		
	WEST VIRGINIA . . . . .	13	4	1	20	14	16	(Z)	(Z)	6	1		
	SOUTH CAROLINA . . . . .	5	2	(Z)	100	100	100	-	-	-	-		
	GEORGIA . . . . .	99	30	21	7	8	12	2	(Z)	10	3		
	FLORIDA . . . . .	28	3	3	100	100	100	1	(Z)	24	2		
	EAST SOUTH CENTRAL												
	TENNESSEE . . . . .	19	7	1	100	100	100	-	-	1	(Z)		
	WEST SOUTH CENTRAL												
	OKLAHOMA . . . . .	52	27	7	59	54	55	-	-	-	-		
	TEXAS . . . . .	154	66	6	41	38	49	-	-	-	-		
	MOUNTAIN												
	IDAHO . . . . .	38	14	4	10	6	13	-	-	-	-		
	COLORADO . . . . .	26	12	2	100	100	100	-	-	-	-		
	ARIZONA . . . . .	10	7	(Z)	5	4	15	-	-	-	-		
	PACIFIC												
	WASHINGTON . . . . .	40	28	39	100	100	100	-	-	(Z)	(Z)		
	OREGON . . . . .	73	51	9	79	69	87	-	-	-	-		
	CALIFORNIA . . . . .	363	154	58	28	31	30	10	4	3	1		
38	INSTRUMENTS OR RELATED PRODUCTS . . . . .	28 744	2 613	1 666	8	12	11	2 261	165	6 387	631		
	NEW ENGLAND												
	NEW HAMPSHIRE . . . . .	245	20	16	26	34	33	30	3	29	2		
	VERMONT . . . . .	44	(Z)	(Z)	22	14	21	12	(Z)	15	(Z)		
	MASSACHUSETTS . . . . .	2 445	140	40	11	13	14	1 131	93	249	8		
	RHODE ISLAND . . . . .	232	7	5	66	66	71	32	1	44	2		
	CONNECTICUT . . . . .	1 145	55	37	23	31	18	107	3	258	19		
	MIDDLE ATLANTIC												
	NEW YORK . . . . .	7 476	661	430	27	21	34	60	4	2 603	271		
	NEW JERSEY . . . . .	1 480	155	78	10	14	19	78	4	580	52		
	PENNSYLVANIA . . . . .	1 695	204	129	11	16	18	53	8	496	39		
	EAST NORTH CENTRAL												
	OHIO . . . . .	815	97	70	17	35	41	44	5	98	19		
	INDIANA . . . . .	470	137	39	31	87	78	17	(Z)	113	64		
	ILLINOIS . . . . .	1 929	205	113	14	22	31	110	16	209	15		
	MICHIGAN . . . . .	542	58	34	21	23	24	54	3	56	12		
	WISCONSIN . . . . .	396	104	71	13	21	25	14	6	47	19		
	WEST NORTH CENTRAL												
	MINNESOTA . . . . .	639	61	29	24	55	33	11	1	80	5		
	IOWA . . . . .	103	3	2	16	34	43	13	(Z)	22	(Z)		
	MISSOURI . . . . .	178	8	5	49	56	56	20	1	11	(Z)		
	SOUTH DAKOTA . . . . .	80	14	7	100	100	100	-	-	9	2		
	NEBRASKA . . . . .	223	63	50	52	65	68	3	(Z)	38	12		
	KANSAS . . . . .	111	11	8	54	74	74	(Z)	(Z)	6	(Z)		
	SOUTH ATLANTIC												
	DELAWARE . . . . .	161	12	6	26	14	17	1	(Z)	52	3		
	MARYLAND . . . . .	109	3	2	73	70	85	1	(Z)	70	2		
	VIRGINIA . . . . .	144	22	8	43	81	83	3	(Z)	39	2		
	NORTH CAROLINA . . . . .	445	61	32	11	5	7	9	(Z)	141	16		
	SOUTH CAROLINA . . . . .	200	12	7	53	39	43	3	(Z)	19	1		
	GEORGIA . . . . .	182	26	17	54	58	72	2	(Z)	39	5		
	FLORIDA . . . . .	298	27	25	34	16	19	4	(Z)	38	4		
	EAST SOUTH CENTRAL												
	KENTUCKY . . . . .	180	76	48	89	98	98	7	1	7	2		
	TENNESSEE . . . . .	144	9	5	52	71	67	3	(Z)	29	(Z)		
	ALABAMA . . . . .	124	19	16	45	35	39	5	1	6	1		
	MISSISSIPPI . . . . .	64	20	13	90	89	90	(Z)	(Z)	2	(Z)		

BUREAU OF THE CENSUS



TABLE 9. SHIPMENTS BY MANUFACTURING ESTABLISHMENTS--INDUSTRY GROUP AND ORIGIN BY DESTINATION: 1977--CON.

SIC CODE	INDUSTRY DESCRIPTION AND STATE OF ORIGIN	ALL SHIPMENTS						VALUE (MILLION DOLLARS) AND TONS (THOUSANDS) OF SHIPMENTS BY DESTINATION				
		VALUE (MILLION DOLLARS) (A)	TONS (THOUSANDS) (B)	TON-HILES (MILLIONS) (C)	STANDARD ERROR (PERCENT) FOR COLUMNS--			NEW ENGLAND		MIDDLE ATLANTIC		
					A	B	C	VALUE	TONS	VALUE	TONS	
38	INSTRUMENTS OR RELATED PRODUCTS . . . . .											
	WEST SOUTH CENTRAL											
	ARKANSAS . . . . .	295	9	10	3	7	8	254	8	(Z)	(Z)	
	OKLAHOMA . . . . .	190	31	30	93	96	97	1	(Z)	66	11	
	TEXAS . . . . .	699	65	26	27	54	44	8	(Z)	51	1	
	MOUNTAIN											
	MONTANA . . . . .	3	(Z)	(Z)	100	100	100	(Z)	(Z)	1	(Z)	
	COLORADO . . . . .	1 242	64	58	15	14	17	20	(Z)	268	12	
	ARIZONA . . . . .	206	1	(Z)	23	13	25	-	-	27	(Z)	
	UTAH . . . . .	94	3	4	46	40	54	(Z)	(Z)	48	1	
	NEVADA . . . . .	28	(Z)	1	100	100	100	(Z)	(Z)	11	(Z)	
	PACIFIC											
	WASHINGTON . . . . .	136	1	(Z)	14	20	19	1	(Z)	26	(Z)	
	OREGON . . . . .	526	20	27	18	39	66	9	(Z)	78	8	
	CALIFORNIA . . . . .	2 866	114	160	18	24	29	129	3	370	17	
381	ENGINEERING OR SCIENTIFIC INSTRUMENTS . . . . .	1 926	87	57	15	19	21	200	6	395	13	
	NEW ENGLAND											
	MASSACHUSETTS . . . . .	123	(Z)	(Z)	83	98	94	84	(Z)	2	(Z)	
	MIDDLE ATLANTIC											
	NEW JERSEY . . . . .	184	1	1	47	87	62	1	(Z)	77	1	
	PENNSYLVANIA . . . . .	114	1	(Z)	73	84	81	1	(Z)	17	(Z)	
	EAST NORTH CENTRAL											
	OHIO . . . . .	48	8	12	100	100	100	3	(Z)	-	-	
	INDIANA . . . . .	11	(Z)	(Z)	100	100	100	1	(Z)	3	(Z)	
	ILLINOIS . . . . .	141	12	7	100	100	100	34	5	16	1	
	MICHIGAN . . . . .	128	12	8	30	56	60	2	(Z)	14	1	
	WISCONSIN . . . . .	94	27	15	15	18	17	(Z)	(Z)	17	5	
	WEST NORTH CENTRAL											
	MINNESOTA . . . . .	38	2	1	100	100	100	(Z)	(Z)	6	(Z)	
	IOWA . . . . .	29	1	1	15	35	43	4	(Z)	7	(Z)	
	KANSAS . . . . .	16	(Z)	(Z)	100	100	100	-	-	3	(Z)	
	SOUTH ATLANTIC											
	DELAWARE . . . . .	124	9	3	34	19	26	1	(Z)	44	3	
	MARYLAND . . . . .	31	1	1	100	100	100	(Z)	(Z)	14	(Z)	
	EAST SOUTH CENTRAL											
	TENNESSEE . . . . .	23	(Z)	(Z)	54	18	22	(Z)	(Z)	18	(Z)	
	WEST SOUTH CENTRAL											
	OKLAHOMA . . . . .	1	(Z)	(Z)	100	100	100	-	-	(Z)	(Z)	
	TEXAS . . . . .	47	(Z)	(Z)	100	100	100	3	(Z)	5	(Z)	
	MOUNTAIN											
	ARIZONA . . . . .	150	(Z)	(Z)	23	13	25	-	-	20	(Z)	
	PACIFIC											
	WASHINGTON . . . . .	52	(Z)	(Z)	22	3	26	1	(Z)	20	(Z)	
	CALIFORNIA . . . . .	266	3	3	35	48	51	15	(Z)	35	(Z)	
382	MEASURING OR CONTROLLING DEVICES . . . . .	7 896	445	336	8	7	8	571	27	1 426	66	
	NEW ENGLAND											
	NEW HAMPSHIRE . . . . .	169	18	15	36	37	35	24	3	10	1	
	VERMONT . . . . .	27	(Z)	(Z)	22	14	21	7	(Z)	9	(Z)	
	MASSACHUSETTS . . . . .	817	14	14	16	14	15	202	3	116	3	
	RHODE ISLAND . . . . .	68	2	2	100	100	100	11	(Z)	9	(Z)	
	CONNECTICUT . . . . .	289	11	13	45	13	13	30	1	53	1	
	MIDDLE ATLANTIC											
	NEW YORK . . . . .	421	7	5	25	25	20	7	(Z)	188	4	
	NEW JERSEY . . . . .	293	22	9	42	66	70	16	(Z)	129	16	
	PENNSYLVANIA . . . . .	836	133	94	16	19	20	26	6	220	13	
	EAST NORTH CENTRAL											
	OHIO . . . . .	531	22	12	19	21	26	23	(Z)	65	2	
	INDIANA . . . . .	139	9	4	42	51	50	6	(Z)	27	1	
	ILLINOIS . . . . .	866	63	40	20	15	17	55	9	122	9	
	MICHIGAN . . . . .	139	10	5	56	57	57	22	1	6	(Z)	
	WISCONSIN . . . . .	91	6	4	21	20	23	4	1	5	(Z)	
	WEST NORTH CENTRAL											
	MINNESOTA . . . . .	286	20	16	17	18	21	8	1	48	4	
	MISSOURI . . . . .	51	3	1	100	100	100	1	(Z)	2	(Z)	
	NEBRASKA . . . . .	27	6	3	24	28	26	1	(Z)	2	(Z)	
	SOUTH ATLANTIC											
	VIRGINIA . . . . .	37	1	(Z)	100	100	100	(Z)	(Z)	7	(Z)	
	NORTH CAROLINA . . . . .	103	7	6	13	19	21	3	(Z)	24	2	
	SOUTH CAROLINA . . . . .	63	5	3	15	15	15	2	(Z)	11	1	
	GEORGIA . . . . .	31	2	1	11	18	22	1	(Z)	2	(Z)	
	FLORIDA . . . . .	25	(Z)	(Z)	100	100	100	-	-	1	(Z)	
	EAST SOUTH CENTRAL											
	KENTUCKY . . . . .	73	7	5	82	85	90	4	(Z)	3	(Z)	
	TENNESSEE . . . . .	38	2	2	100	100	100	2	(Z)	(Z)	(Z)	
	ALABAMA . . . . .	46	9	7	35	32	43	(Z)	(Z)	(Z)	(Z)	
	WEST SOUTH CENTRAL											
	OKLAHOMA . . . . .	46	2	1	73	55	45	1	(Z)	3	(Z)	





TABLE 9. SHIPMENTS BY MANUFACTURING ESTABLISHMENTS--INDUSTRY GROUP AND ORIGIN BY DESTINATION: 1977--CON.

SIC CODE	INDUSTRY DESCRIPTION AND STATE OF ORIGIN	ALL SHIPMENTS						VALUE (MILLION DOLLARS) AND TONS (THOUSANDS) OF SHIPMENTS BY DESTINATION				
		VALUE (MILLION DOLLARS) (A)	TONS (THOUSANDS) (B)	TON-MILES (MILLIONS) (C)	STANDARD ERROR (PERCENT) FOR COLUMNS--			NEW ENGLAND		MIDDLE ATLANTIC		
					A	B	C	VALUE	TONS	VALUE	TONS	
382	MEASURING OR CONTROLLING DEVICES. . . . .											
	WEST SOUTH CENTRAL											
	TEXAS . . . . .	185	13	12	46	60	75	1	(Z)	11	1	
	MOUNTAIN											
	COLORADO. . . . .	223	2	2	32	36	29	20	(Z)	52	(Z)	
	NEVADA. . . . .	25	(Z)	1	100	100	100	(Z)	(Z)	10	(Z)	
	PACIFIC											
	WASHINGTON. . . . .	61	(Z)	(Z)	15	4	21	-	-	3	(Z)	
	OREGON. . . . .	372	4	5	20	28	19	6	(Z)	49	(Z)	
	CALIFORNIA. . . . .	1 340	33	46	15	22	21	82	1	208	3	
383	OPTICAL INSTRUMENTS OR LENSES . . . . .	1 282	34	26	18	42	42	87	1	255	5	
	NEW ENGLAND											
	NEW HAMPSHIRE . . . . .	53	1	(Z)	8	24	28	4	(Z)	10	(Z)	
	MASSACHUSETTS . . . . .	205	3	2	53	44	37	23	(Z)	42	(Z)	
	CONNECTICUT . . . . .	176	1	1	14	10	17	22	(Z)	33	(Z)	
	MIDDLE ATLANTIC											
	NEW YORK. . . . .	139	1	1	21	26	38	10	(Z)	33	(Z)	
	NEW JERSEY. . . . .	28	2	1	74	94	93	3	(Z)	8	1	
	PENNSYLVANIA. . . . .	77	1	1	17	15	29	4	(Z)	25	(Z)	
	EAST NORTH CENTRAL											
	OHIO. . . . .	22	(Z)	(Z)	4	10	22	1	(Z)	1	(Z)	
	ILLINOIS. . . . .	63	1	1	31	44	46	9	(Z)	6	(Z)	
	MICHIGAN. . . . .	36	2	1	100	100	100	1	(Z)	4	(Z)	
	WEST NORTH CENTRAL											
	MINNESOTA . . . . .	12	(Z)	(Z)	100	100	100	-	-	4	(Z)	
	MISSOURI. . . . .	6	(Z)	(Z)	39	24	30	-	-	(Z)	(Z)	
	NEBRASKA. . . . .	11	(Z)	(Z)	17	16	29	(Z)	(Z)	(Z)	(Z)	
	SOUTH ATLANTIC											
	MARYLAND. . . . .	16	1	(Z)	100	100	100	-	-	16	1	
	GEORGIA . . . . .	4	4	3	100	100	100	-	-	-	-	
	WEST SOUTH CENTRAL											
	TEXAS . . . . .	47	1	1	45	40	28	(Z)	(Z)	18	(Z)	
	MOUNTAIN											
	COLORADO. . . . .	20	(Z)	-	-	-	-	-	-	-	-	
	PACIFIC											
	CALIFORNIA. . . . .	278	9	9	27	66	61	8	(Z)	28	(Z)	
384	MEDICAL INSTRUMENTS OR SUPPLIES . . . . .	5 214	685	460	10	12	13	207	21	946	121	
	NEW ENGLAND											
	NEW HAMPSHIRE . . . . .	18	1	1	100	100	100	2	(Z)	8	(Z)	
	MASSACHUSETTS . . . . .	150	2	2	100	100	100	2	(Z)	22	(Z)	
	CONNECTICUT . . . . .	220	17	10	78	41	36	11	1	25	5	
	MIDDLE ATLANTIC											
	NEW YORK. . . . .	481	29	17	32	32	36	18	1	121	10	
	NEW JERSEY. . . . .	564	64	34	12	25	40	55	3	208	14	
	PENNSYLVANIA. . . . .	462	45	25	13	28	37	15	1	140	13	
	EAST NORTH CENTRAL											
	OHIO. . . . .	167	61	42	50	54	61	14	4	27	15	
	INDIANA . . . . .	170	4	4	57	50	53	10	(Z)	31	1	
	ILLINOIS. . . . .	427	60	17	17	8	15	5	(Z)	23	1	
	MICHIGAN. . . . .	132	20	12	23	35	43	14	1	26	9	
	WISCONSIN . . . . .	127	57	42	26	34	37	5	5	13	13	
	WEST NORTH CENTRAL											
	MINNESOTA . . . . .	92	3	2	39	47	63	2	(Z)	17	(Z)	
	IOWA. . . . .	2	(Z)	-	100	100	-	-	-	-	-	
	MISSOURI. . . . .	82	3	2	60	62	73	15	1	6	(Z)	
	SOUTH DAKOTA. . . . .	59	10	5	100	100	100	-	-	7	1	
	NEBRASKA. . . . .	146	46	38	64	73	74	2	(Z)	30	10	
	KANSAS. . . . .	53	7	5	66	76	77	(Z)	(Z)	(Z)	(Z)	
	SOUTH ATLANTIC											
	DELAWARE. . . . .	33	3	2	10	13	15	(Z)	(Z)	7	1	
	VIRGINIA. . . . .	25	12	4	81	98	98	1	(Z)	3	1	
	NORTH CAROLINA. . . . .	87	13	6	13	11	25	1	(Z)	5	1	
	SOUTH CAROLINA. . . . .	98	4	3	100	100	100	-	-	6	(Z)	
	GEORGIA . . . . .	100	17	12	88	83	94	(Z)	(Z)	35	5	
	FLORIDA . . . . .	108	15	13	48	17	18	3	(Z)	14	2	
	EAST SOUTH CENTRAL											
	KENTUCKY. . . . .	44	43	26	100	100	100	1	1	2	1	
	ALABAMA . . . . .	50	5	5	100	100	100	3	(Z)	2	(Z)	
	MISSISSIPPI . . . . .	6	2	1	100	100	100	-	-	-	-	
	WEST SOUTH CENTRAL											
	TEXAS . . . . .	268	35	9	62	96	87	3	(Z)	2	(Z)	
	MOUNTAIN											
	MONTANA . . . . .	3	(Z)	(Z)	100	100	100	(Z)	(Z)	1	(Z)	
	COLORADO. . . . .	63	8	7	26	29	32	(Z)	(Z)	25	1	
	UTAH. . . . .	86	3	3	46	40	54	(Z)	(Z)	44	1	
	PACIFIC											
	WASHINGTON. . . . .	11	(Z)	(Z)	100	100	100	-	-	-	-	

VALUE (MILLION DOLLARS) AND TONS (THOUSANDS) OF SHIPMENTS BY DESTINATION

EAST NORTH CENTRAL		WEST NORTH CENTRAL		SOUTH ATLANTIC		EAST SOUTH CENTRAL		WEST SOUTH CENTRAL		MOUNTAIN		PACIFIC		UNKNOWN		SIC AND AREA CODE
VALUE	TONS	VALUE	TONS	VALUE	TONS	VALUE	TONS	VALUE	TONS	VALUE	TONS	VALUE	TONS	VALUE	TONS	
11	1	21	1	8	1	3	(Z)	59	3	7	(Z)	62	7	3	(Z)	382 WSC TX
28	(Z)	9	(Z)	22	(Z)	4	(Z)	18	(Z)	22	(Z)	43	(Z)	6	(Z)	MNT CO NV
1	(Z)	(Z)	(Z)	-	-	4	(Z)	2	(Z)	1	(Z)	7	(Z)	-	-	
7	(Z)	1	(Z)	3	(Z)	-	-	2	(Z)	4	(Z)	30	(Z)	12	(Z)	PAC WA
2	(Z)	(Z)	(Z)	126	1	16	(Z)	4	(Z)	11	(Z)	152	2	6	(Z)	OR
118	7	57	3	98	3	30	2	193	4	48	1	475	8	32	(Z)	CA
149	4	53	3	95	2	42	1	131	9	58	1	212	5	199	2	383
2	(Z)	(Z)	(Z)	2	(Z)	(Z)	(Z)	2	(Z)	(Z)	(Z)	7	(Z)	24	(Z)	NE NH
23	(Z)	5	(Z)	15	(Z)	2	(Z)	13	(Z)	5	(Z)	16	(Z)	61	1	MA
10	(Z)	(Z)	(Z)	16	(Z)	5	(Z)	13	(Z)	1	(Z)	24	(Z)	52	(Z)	CT
28	(Z)	9	(Z)	6	(Z)	4	(Z)	14	(Z)	3	(Z)	27	(Z)	5	(Z)	MA NY
2	(Z)	4	1	1	(Z)	7	(Z)	(Z)	(Z)	1	(Z)	1	(Z)	-	(Z)	NJ
6	(Z)	1	(Z)	18	(Z)	6	(Z)	5	(Z)	8	(Z)	4	(Z)	-	-	PA
1	(Z)	(Z)	(Z)	1	(Z)	(Z)	(Z)	2	(Z)	(Z)	(Z)	2	(Z)	12	(Z)	ENC OH
16	(Z)	6	(Z)	2	(Z)	(Z)	(Z)	1	(Z)	16	(Z)	4	(Z)	2	(Z)	IL
12	1	1	(Z)	(Z)	(Z)	1	(Z)	5	1	8	(Z)	5	(Z)	-	-	MI
6	(Z)	-	-	(Z)	(Z)	-	-	-	-	(Z)	(Z)	2	(Z)	-	-	WNC MN
(Z)	(Z)	1	(Z)	1	(Z)	(Z)	(Z)	3	(Z)	(Z)	(Z)	(Z)	(Z)	-	-	MO
4	(Z)	(Z)	(Z)	(Z)	(Z)	(Z)	(Z)	(Z)	(Z)	-	-	1	(Z)	4	(Z)	NE
-	-	-	-	-	-	-	-	-	-	-	-	-	-	-	-	SA MD
(Z)	(Z)	(Z)	(Z)	-	-	-	-	3	3	(Z)	(Z)	(Z)	(Z)	-	-	GA
3	(Z)	2	(Z)	2	(Z)	2	(Z)	19	(Z)	(Z)	(Z)	1	(Z)	-	-	WSC TX
-	-	-	-	-	-	-	-	-	-	-	-	-	-	20	(Z)	MNT CO
23	(Z)	20	1	25	1	12	1	40	1	8	(Z)	106	4	8	(Z)	PAC CA
857	131	445	73	741	95	295	44	449	94	163	15	669	56	440	34	384
2	(Z)	(Z)	(Z)	2	(Z)	1	(Z)	(Z)	(Z)	1	(Z)	2	(Z)	-	-	NE
17	(Z)	4	(Z)	11	(Z)	1	(Z)	17	(Z)	10	(Z)	61	1	5	(Z)	NH
22	3	17	(Z)	38	3	9	(Z)	16	1	10	(Z)	10	1	63	2	MA CT
84	5	37	3	56	4	14	1	18	1	10	(Z)	36	2	89	2	MA NY
39	9	23	1	106	19	14	1	23	8	8	(Z)	31	1	57	8	NJ
43	3	18	1	62	6	100	9	28	9	2	(Z)	21	1	33	2	PA
35	10	9	3	21	6	22	6	15	4	13	2	8	9	4	2	ENC OH
1	1	9	(Z)	34	1	7	(Z)	9	(Z)	13	1	15	(Z)	4	(Z)	IN
252	41	66	11	17	(Z)	12	2	13	1	6	1	27	1	5	2	IL
38	5	18	1	6	2	-	3	(Z)	3	3	(Z)	19	2	4	(Z)	MI
29	11	11	5	31	8	7	3	9	3	2	1	16	8	3	1	WI
22	(Z)	11	1	8	(Z)	3	(Z)	5	(Z)	2	(Z)	20	1	2	(Z)	WNC MN
-	-	-	-	-	-	-	-	-	-	-	-	-	-	2	(Z)	IA
19	1	6	(Z)	4	(Z)	5	(Z)	15	(Z)	2	(Z)	10	(Z)	-	-	MO
7	1	35	6	4	1	-	-	-	-	-	-	6	1	1	(Z)	SD
10	3	39	13	27	8	-	-	12	5	(Z)	(Z)	17	6	9	(Z)	NE
7	1	6	1	26	2	5	2	3	1	2	(Z)	5	(Z)	-	-	KS
2	(Z)	(Z)	(Z)	8	1	4	(Z)	9	1	(Z)	(Z)	3	(Z)	-	-	SA DE
1	1	1	(Z)	13	7	4	3	(Z)	(Z)	-	(Z)	(Z)	(Z)	2	(Z)	VA
12	2	15	2	45	8	(Z)	(Z)	6	1	(Z)	(Z)	2	(Z)	1	(Z)	NC
24	1	-	-	19	1	25	2	8	(Z)	-	(Z)	15	1	-	-	SC
13	2	1	(Z)	24	5	5	1	7	1	(Z)	(Z)	16	3	-	-	GA
2	(Z)	27	7	45	3	3	1	2	1	2	(Z)	10	1	-	-	FL
10	9	4	3	1	(Z)	3	5	9	22	1	(Z)	2	1	12	1	ESC KY
17	2	11	1	2	(Z)	4	(Z)	4	1	-	(Z)	6	1	1	(Z)	AL
(Z)	(Z)	2	1	(Z)	(Z)	2	1	(Z)	(Z)	1	(Z)	1	(Z)	-	-	MS
17	(Z)	24	3	34	(Z)	20	3	93	15	23	3	16	(Z)	36	10	WSC TX
(Z)	(Z)	1	(Z)	(Z)	(Z)	(Z)	(Z)	(Z)	(Z)	-	-	(Z)	(Z)	-	-	MNT MT
6	2	2	1	14	1	1	(Z)	3	(Z)	3	1	9	1	-	-	CO
2	(Z)	2	(Z)	2	(Z)	5	1	2	(Z)	7	(Z)	19	1	2	(Z)	UT
-	-	-	-	-	-	-	-	-	-	-	-	11	(Z)	(Z)	(Z)	PAC WA



TABLE 9. SHIPMENTS BY MANUFACTURING ESTABLISHMENTS--INDUSTRY GROUP AND ORIGIN BY DESTINATION: 1977--CON.

SIC CODE	INDUSTRY DESCRIPTION AND STATE OF ORIGIN	ALL SHIPMENTS						VALUE (MILLION DOLLARS) AND TONS (THOUSANDS) OF SHIPMENTS BY DESTINATION					
		VALUE (MILLION DOLLARS) (A)	TONS (THOU- SANDS) (B)	TON-MILES (MIL- LIONS) (C)	STANDARD ERROR (PERCENT) FOR COLUMNS--			NEW ENGLAND		MIDDLE ATLANTIC			
					A	B	C	VALUE	TONS	VALUE	TONS		
384	MEICAL INSTRUMENTS OR SUPPLIES . . . . .												
	PACIFIC												
	OREGON . . . . .	39	2	1	100	100	100	2	(Z)	1	(Z)		
	CALIFORNIA . . . . .	610	56	87	35	41	49	16	1	63	13		
385	OPHTHALMIC GOODS . . . . .	972	27	25	12	18	23	26	1	194	4		
	NEW ENGLAND												
	MASSACHUSETTS . . . . .	215	8	8	41	34	38	8	(Z)	29	1		
	RHOODE ISLAND . . . . .	37	(Z)	(Z)	100	100	100	3	(Z)	9	(Z)		
	MIDDLE ATLANTIC												
	NEW YORK . . . . .	268	3	3	13	14	25	6	(Z)	83	(Z)		
	NEW JERSEY . . . . .	32	2	2	100	100	100	-	-	10	(Z)		
	PENNSYLVANIA . . . . .	21	1	(Z)	47	13	12	4	(Z)	10	(Z)		
	WEST NORTH CENTRAL												
	MINNESOTA . . . . .	29	(Z)	-	100	100	-	-	-	-	-		
	SOUTH ATLANTIC												
	VIRGINIA . . . . .	33	1	(Z)	35	34	25	(Z)	(Z)	16	(Z)		
	SOUTH CAROLINA . . . . .	18	1	(Z)	-	-	-	-	-	-	-		
	FLORIDA . . . . .	64	3	3	65	51	69	(Z)	(Z)	10	(Z)		
	WEST SOUTH CENTRAL												
	TEXAS . . . . .	19	(Z)	(Z)	100	100	100	-	-	-	-		
	PACIFIC												
	CALIFORNIA . . . . .	68	2	4	84	89	91	1	(Z)	(Z)	(Z)		
386	PHOTOGRAPHIC EQUIPMENT OR SUPPLIES . . . . .	9 918	1 244	687	20	23	22	871	98	2 970	413		
	NEW ENGLAND												
	MASSACHUSETTS . . . . .	901	110	14	21	15	29	796	89	34	3		
	RHOODE ISLAND . . . . .	9	1	(Z)	100	100	100	3	(Z)	4	(Z)		
	MIDDLE ATLANTIC												
	NEW YORK . . . . .	5 823	609	393	34	22	37	15	2	2 100	253		
	NEW JERSEY . . . . .	344	56	28	9	8	13	(Z)	(Z)	142	18		
	PENNSYLVANIA . . . . .	141	22	9	100	100	100	1	(Z)	76	12		
	EAST NORTH CENTRAL												
	INDIANA . . . . .	112	115	29	100	100	100	(Z)	(Z)	48	60		
	ILLINOIS . . . . .	321	57	43	42	77	78	4	1	35	4		
	WISCONSIN . . . . .	53	6	4	69	80	84	3	(Z)	8	(Z)		
	WEST NORTH CENTRAL												
	MINNESOTA . . . . .	181	35	10	85	95	89	1	1	5	(Z)		
	SOUTH ATLANTIC												
	NORTH CAROLINA . . . . .	182	35	17	7	5	6	-	-	97	13		
	WEST SOUTH CENTRAL												
	OKLAHOMA . . . . .	129	26	27	100	100	100	(Z)	(Z)	58	10		
	TEXAS . . . . .	21	13	2	70	97	100	-	-	(Z)	(Z)		
	MOUNTAIN												
	COLORADO . . . . .	924	53	48	14	16	21	(Z)	(Z)	188	10		
	PACIFIC												
	OREGON . . . . .	97	14	19	34	54	87	-	-	26	7		
	CALIFORNIA . . . . .	267	10	8	100	100	100	5	(Z)	31	(Z)		
387	WATCHES, CLOCKS, OR WATCHCASES . . . . .	1 529	104	60	15	29	29	293	11	241	16		
	NEW ENGLAND												
	CONNECTICUT . . . . .	345	21	10	12	45	40	34	1	122	11		
	MIDDLE ATLANTIC												
	NEW YORK . . . . .	256	4	5	36	31	50	4	(Z)	47	1		
	NEW JERSEY . . . . .	35	8	4	78	95	92	3	1	5	1		
	PENNSYLVANIA . . . . .	44	1	(Z)	67	77	76	1	(Z)	8	(Z)		
	EAST NORTH CENTRAL												
	INDIANA . . . . .	21	3	(Z)	100	100	100	-	-	-	-		
	ILLINOIS . . . . .	80	10	4	26	26	25	1	(Z)	2	(Z)		
	MICHIGAN . . . . .	70	11	5	100	100	100	11	2	1	(Z)		
	SOUTH ATLANTIC												
	NORTH CAROLINA . . . . .	43	2	2	100	100	100	4	(Z)	6	(Z)		
	GEORGIA . . . . .	38	2	(Z)	100	100	100	-	-	-	-		
	EAST SOUTH CENTRAL												
	TENNESSEE . . . . .	31	4	2	100	100	100	(Z)	(Z)	-	-		
	ALABAMA . . . . .	19	3	3	100	100	100	2	(Z)	4	1		
	MISSISSIPPI . . . . .	52	16	10	100	100	100	(Z)	(Z)	1	(Z)		
	WEST SOUTH CENTRAL												
	ARKANSAS . . . . .	249	7	8	3	7	8	215	7	(Z)	(Z)		
	TEXAS . . . . .	111	2	2	73	80	85	1	(Z)	16	(Z)		
39	MISC. MANUFACTURED PRODUCTS . . . . .	19 105	4 698	2 698	6	14	11	1 129	231	3 977	743		
	NEW ENGLAND												
	MAINE . . . . .	37	9	3	100	100	100	(Z)	(Z)	36	9		
	NEW HAMPSHIRE . . . . .	48	11	11	70	95	94	5	1	7	2		
	VERMONT . . . . .	15	3	3	69	72	79	1	(Z)	5	1		

VALUE (MILLION DOLLARS) AND TONS (THOUSANDS) OF SHIPMENTS BY DESTINATION

EAST NORTH CENTRAL		WEST NORTH CENTRAL		SOUTH ATLANTIC		EAST SOUTH CENTRAL		WEST SOUTH CENTRAL		MOUNTAIN		PACIFIC		UNKNOWN		SIC AND AREA CODE
VALUE	TONS	VALUE	TONS	VALUE	TONS	VALUE	TONS	VALUE	TONS	VALUE	TONS	VALUE	TONS	VALUE	TONS	
																384
3	(Z) 9	2	(Z) 4	2	(Z) 8	1	(Z) 1	(Z) 88	(Z) 5	1	(Z) 3	1	(Z) 12	27	1	PAC OR CA
193	7	47	3	153	4	37	1	91	2	37	1	130	2	63	1	385
39	1	25	2	43	1	22	1	11	(Z) 6	12	(Z) 1	26	(Z) 4	-	-	NE MA RI
5	(Z)	3	(Z)	5	(Z)	1	(Z)	6	(Z)	1	(Z)	4	(Z)	-	-	
25	1	4	(Z)	44	(Z)	2	(Z)	14	(Z)	17	(Z)	66	1	8	(Z)	MA NY NJ PA
1	(Z)	3	(Z)	9	(Z)	1	(Z)	7	(Z)	-	(Z)	-	(Z)	-	-	
2	(Z)	2	(Z)	2	(Z)	(Z)	(Z)	(Z)	(Z)	(Z)	(Z)	1	(Z)	-	-	
-	-	-	-	-	-	-	-	-	-	-	-	-	-	-	-	WNC MN
8	(Z)	1	(Z)	2	(Z)	2	(Z)	4	(Z)	(Z)	(Z)	(Z)	(Z)	-	-	SA VA SC FL
21	1	(Z)	(Z)	18	(Z)	(Z)	(Z)	11	(Z)	(Z)	(Z)	13	(Z)	4	(Z)	
1	(Z)	-	-	-	-	1	(Z)	17	(Z)	1	(Z)	-	-	-	-	WSC TX
59	2	(Z)	(Z)	1	(Z)	1	(Z)	1	(Z)	2	(Z)	1	(Z)	-	-	PAC CA
913	150	350	76	863	148	179	34	2 426	172	305	21	912	96	129	36	386
39	11	10	1	5	6	3	1	11	(Z)	(Z)	(Z)	1	(Z)	-	-	NE MA RI
2	(Z)	-	-	1	(Z)	(Z)	(Z)	(Z)	(Z)	-	-	1	(Z)	-	-	
392	45	24	3	586	77	5	(Z)	2 191	141	7	2	395	52	107	35	MA NY NJ PA
75	6	2	(Z)	92	29	1	(Z)	(Z)	(Z)	(Z)	(Z)	31	3	1	(Z)	
40	7	1	(Z)	14	2	-	-	1	(Z)	(Z)	(Z)	7	1	-	-	
30	35	31	17	2	3	(Z)	1	1	(Z)	(Z)	(Z)	(Z)	(Z)	(Z)	(Z)	ENC IN IL WI
87	18	33	9	40	6	3	(Z)	40	3	21	1	53	15	3	(Z)	
14	2	5	(Z)	8	1	(Z)	(Z)	6	1	2	1	5	1	(Z)	(Z)	
13	4	137	26	6	1	(Z)	(Z)	5	2	5	(Z)	5	1	3	(Z)	WNC MN
21	1	-	-	16	9	8	9	14	1	-	-	26	1	-	-	SA NC
13	2	11	2	5	1	-	-	14	3	3	1	26	6	-	-	WSC OK TX
-	-	(Z)	(Z)	-	-	(Z)	(Z)	19	12	1	(Z)	-	-	1	(Z)	
121	6	12	2	61	3	149	14	86	5	217	8	88	5	-	-	MNT CO
-	-	(Z)	(Z)	-	-	-	-	-	-	7	1	64	6	-	-	PAC OR CA
15	(Z)	7	(Z)	(Z)	(Z)	-	-	(Z)	(Z)	30	7	167	1	11	1	
250	34	68	6	124	9	107	12	267	8	22	1	110	4	47	3	387
19	6	1	(Z)	2	(Z)	(Z)	(Z)	144	3	2	(Z)	2	(Z)	20	(Z)	NE CT
33	1	12	(Z)	29	(Z)	19	(Z)	29	(Z)	7	(Z)	77	1	-	-	MA NY NJ PA
2	(Z)	2	(Z)	7	2	1	(Z)	2	1	(Z)	(Z)	2	(Z)	10	2	
7	(Z)	6	(Z)	4	(Z)	(Z)	(Z)	3	(Z)	1	(Z)	2	(Z)	11	(Z)	
12	2	-	-	-	-	9	1	-	-	-	-	-	-	(Z)	(Z)	ENC IN IL MI
7	1	3	(Z)	6	1	54	7	2	(Z)	(Z)	(Z)	4	(Z)	-	-	
30	5	13	2	5	(Z)	-	-	4	1	-	-	6	1	-	-	
19	1	9	(Z)	2	(Z)	(Z)	(Z)	1	(Z)	(Z)	(Z)	2	(Z)	(Z)	(Z)	SA NC GA
-	-	-	-	38	2	-	-	-	-	-	-	-	-	-	-	
10	1	5	1	2	(Z)	10	1	1	(Z)	(Z)	(Z)	2	(Z)	-	-	ESC TN AL MS
6	1	2	(Z)	1	(Z)	1	(Z)	2	(Z)	1	(Z)	2	(Z)	-	-	
32	12	5	1	3	1	1	(Z)	6	1	3	(Z)	1	(Z)	-	-	
7	(Z)	1	(Z)	1	(Z)	1	(Z)	23	(Z)	1	(Z)	2	(Z)	-	-	WSC AR TX
47	1	4	(Z)	10	(Z)	3	(Z)	20	1	6	(Z)	1	(Z)	-	-	
3 401	1 032	1 149	303	2 642	662	939	265	1 915	486	821	191	2 530	681	603	104	39
(Z) 9	(Z) 2	(Z) 7	(Z) 2	(Z) 8	(Z) 1	(Z) 2	(Z) 1	(Z) 5	(Z) 1	(Z) 1	(Z) 1	(Z) 6	(Z) 1	-	-	NE ME NH VT
3	1	(Z)	(Z)	2	(Z)	(Z)	(Z)	1	(Z)	(Z)	(Z)	2	1	-	-	

TABLE 9. SHIPMENTS BY MANUFACTURING ESTABLISHMENTS--INDUSTRY GROUP AND ORIGIN BY DESTINATION: 1977--CON.

SIC CODE	INDUSTRY DESCRIPTION AND STATE OF ORIGIN	ALL SHIPMENTS						VALUE (MILLION DOLLARS) AND TONS (THOUSANDS) OF SHIPMENTS BY DESTINATION					
		VALUE (MILLION DOLLARS) (A)	TONS (THOUSANDS) (B)	TON-MILES (MILLIONS) (C)	STANDARD ERROR (PERCENT) FOR COLUMNS--			NEW ENGLAND		MIDDLE ATLANTIC			
					A	B	C	VALUE	TONS	VALUE	TONS		
39	MISC. MANUFACTURED PRODUCTS . . . . .												
	NEW ENGLAND												
	MASSACHUSETTS . . . . .	1 116	181	158	9	20	26	176	32	235	26		
	RHODE ISLAND . . . . .	1 263	51	38	9	20	29	195	7	354	11		
	CONNECTICUT . . . . .	608	66	50	15	18	27	51	7	118	14		
	MIDDLE ATLANTIC												
	NEW YORK . . . . .	3 373	491	268	12	19	11	179	45	1 324	182		
	NEW JERSEY . . . . .	1 146	305	149	24	40	32	126	32	360	95		
	PENNSYLVANIA . . . . .	1 394	495	291	8	7	11	93	26	417	148		
	EAST NORTH CENTRAL												
	OHIO . . . . .	818	296	165	30	19	17	40	15	111	41		
	INDIANA . . . . .	480	165	107	20	27	40	14	7	55	18		
	ILLINOIS . . . . .	1 464	358	208	17	19	23	45	9	190	45		
	MICHIGAN . . . . .	463	177	55	32	53	31	27	7	70	17		
	WISCONSIN . . . . .	428	314	144	17	40	22	9	3	91	23		
	WEST NORTH CENTRAL												
	MINNESOTA . . . . .	280	83	54	21	28	23	27	6	23	6		
	IOWA . . . . .	235	41	27	43	68	65	6	1	28	6		
	MISSOURI . . . . .	238	71	36	24	29	29	4	1	6	2		
	NORTH DAKOTA . . . . .	12	(Z)	(Z)	22	4	5	1	(Z)	9	(Z)		
	NEBRASKA . . . . .	45	4	2	83	71	99	(Z)	(Z)	10	1		
	KANSAS . . . . .	88	47	30	24	32	28	-	-	-	-		
	SOUTH ATLANTIC												
	DELAWARE . . . . .	15	(Z)	(Z)	100	100	100	-	-	-	-		
	MARYLAND . . . . .	142	14	9	28	27	31	5	1	28	3		
	VIRGINIA . . . . .	147	44	26	46	61	74	6	1	24	6		
	WEST VIRGINIA . . . . .	56	9	5	100	100	100	-	-	3	1		
	NORTH CAROLINA . . . . .	278	120	62	23	41	41	4	1	30	13		
	SOUTH CAROLINA . . . . .	128	28	18	18	45	46	3	1	21	3		
	GEORGIA . . . . .	264	63	32	29	32	33	1	(Z)	16	2		
	FLORIDA . . . . .	251	45	20	34	27	32	9	(Z)	28	2		
	EAST SOUTH CENTRAL												
	KENTUCKY . . . . .	167	32	20	52	47	50	8	1	25	5		
	TENNESSEE . . . . .	388	169	123	17	29	34	10	5	34	12		
	ALABAMA . . . . .	194	89	41	41	45	63	8	2	21	10		
	MISSISSIPPI . . . . .	154	26	22	10	9	12	6	1	10	2		
	WEST SOUTH CENTRAL												
	ARKANSAS . . . . .	130	55	37	57	55	60	8	3	9	2		
	LOUISIANA . . . . .	63	57	47	61	86	93	7	11	2	3		
	OKLAHOMA . . . . .	77	52	1	70	77	73	(Z)	(Z)	(Z)	(Z)		
	TEXAS . . . . .	473	117	48	30	34	39	1	(Z)	6	2		
	MOUNTAIN												
	COLORADO . . . . .	145	11	7	59	39	41	6	(Z)	16	1		
	NEW MEXICO . . . . .	57	1	1	27	23	21	(Z)	(Z)	9	(Z)		
	ARIZONA . . . . .	107	15	13	71	100	100	(Z)	(Z)	46	2		
	UTAH . . . . .	67	(Z)	(Z)	34	25	30	11	(Z)	2	(Z)		
	NEVADA . . . . .	40	5	1	70	94	67	1	(Z)	2	(Z)		
	PACIFIC												
	WASHINGTON . . . . .	169	13	11	61	58	63	4	(Z)	7	(Z)		
	OREGON . . . . .	65	16	12	54	61	68	2	(Z)	8	3		
	CALIFORNIA . . . . .	1 889	533	334	16	54	33	28	3	176	24		
391	JEWELRY, SILVERWARE OR PLATED WARE . . . . .	3 232	106	66	12	13	14	272	11	1 074	17		
	NEW ENGLAND												
	NEW HAMPSHIRE . . . . .	3	(Z)	(Z)	100	100	100	2	(Z)	1	(Z)		
	MASSACHUSETTS . . . . .	318	26	15	20	24	20	85	7	89	5		
	RHODE ISLAND . . . . .	592	14	13	16	23	35	102	2	197	3		
	CONNECTICUT . . . . .	113	10	9	19	21	17	3	(Z)	23	2		
	MIDDLE ATLANTIC												
	NEW YORK . . . . .	1 352	21	21	26	16	29	31	(Z)	566	5		
	NEW JERSEY . . . . .	154	2	1	44	28	40	31	(Z)	66	1		
	PENNSYLVANIA . . . . .	54	(Z)	(Z)	60	90	88	1	(Z)	13	(Z)		
	EAST NORTH CENTRAL												
	OHIO . . . . .	33	8	2	85	100	100	-	-	-	-		
	INDIANA . . . . .	43	(Z)	(Z)	21	10	19	1	(Z)	2	(Z)		
	ILLINOIS . . . . .	57	1	(Z)	74	92	100	-	-	7	(Z)		
	MICHIGAN . . . . .	18	2	1	100	100	100	-	-	12	2		
	WEST NORTH CENTRAL												
	MINNESOTA . . . . .	16	(Z)	(Z)	1	3	6	1	(Z)	2	(Z)		
	MISSOURI . . . . .	5	(Z)	(Z)	100	100	100	-	-	-	-		
	NORTH DAKOTA . . . . .	2	(Z)	(Z)	22	4	5	(Z)	(Z)	1	(Z)		
	SOUTH ATLANTIC												
	MARYLAND . . . . .	14	(Z)	(Z)	20	21	59	1	(Z)	3	(Z)		
	VIRGINIA . . . . .	2	(Z)	(Z)	100	100	100	-	-	(Z)	(Z)		
	FLORIDA . . . . .	43	(Z)	(Z)	100	100	100	7	(Z)	13	(Z)		
	WEST SOUTH CENTRAL												
	OKLAHOMA . . . . .	2	(Z)	(Z)	100	100	100	(Z)	(Z)	(Z)	(Z)		
	TEXAS . . . . .	88	(Z)	(Z)	100	100	100	-	-	-	-		
	MOUNTAIN												
	COLORADO . . . . .	11	2	1	100	100	100	-	-	-	-		
	NEW MEXICO . . . . .	41	1	1	27	23	21	(Z)	(Z)	6	(Z)		
	ARIZONA . . . . .	25	(Z)	(Z)	97	96	90	-	-	24	(Z)		





TABLE 9. SHIPMENTS BY MANUFACTURING ESTABLISHMENTS--INDUSTRY GROUP AND ORIGIN BY DESTINATION: 1977--CON.

SIC CODE	INDUSTRY DESCRIPTION AND STATE OF ORIGIN	ALL SHIPMENTS						VALUE (MILLION DOLLARS) AND TONS (THOUSANDS) OF SHIPMENTS BY DESTINATION					
		VALUE (MILLION DOLLARS) (A)	TONS (THOUSANDS) (B)	TON-HILES (HILLIONS) (C)	STANDARD ERROR (PERCENT) FOR COLUMNS--			NEW ENGLAND		MIDDLE ATLANTIC			
					A	B	C	VALUE	TONS	VALUE	TONS		
391	JEWELRY, SILVERWARE OR PLATED WARE. . . . .												
	MOUNTAIN												
	UTAH. . . . .	25	(Z)	(Z)	34	25	30	4	(Z)	1	(Z)		
	PACIFIC												
	CALIFORNIA. . . . .	148	13	1	71	96	79	-	-	32	(Z)		
393	MUSICAL INSTRUMENTS . . . . .	925	197	126	20	28	24	41	8	96	14		
	NEW ENGLAND												
	MASSACHUSETTS . . . . .	21	1	1	100	100	100	3	(Z)	6	(Z)		
	RHODE ISLAND. . . . .	7	(Z)	(Z)	100	100	100	4	(Z)	1	(Z)		
	CONNECTICUT . . . . .	21	7	5	100	100	100	(Z)	(Z)	5	1		
	MIDDLE ATLANTIC												
	NEW YORK. . . . .	54	6	7	64	67	69	5	(Z)	12	1		
	NEW JERSEY. . . . .	9	(Z)	(Z)	100	100	100	1	(Z)	1	(Z)		
	PENNSYLVANIA. . . . .	33	2	2	69	73	71	2	(Z)	3	(Z)		
	EAST NORTH CENTRAL												
	OHIO. . . . .	42	44	14	80	94	90	(Z)	(Z)	4	3		
	INDIANA. . . . .	164	33	21	41	57	60	9	5	18	2		
	ILLINOIS. . . . .	160	33	15	56	79	56	3	(Z)	10	1		
	MICHIGAN. . . . .	46	12	10	100	100	100	1	(Z)	4	1		
	WISCONSIN . . . . .	15	1	(Z)	100	100	100	-	-	-	-		
	SOUTH ATLANTIC												
	NORTH CAROLINA. . . . .	27	8	10	100	100	100	(Z)	(Z)	1	(Z)		
	SOUTH CAROLINA. . . . .	19	3	2	15	16	15	1	(Z)	3	(Z)		
	EAST SOUTH CENTRAL												
	TENNESSEE . . . . .	33	7	6	35	15	11	2	1	4	1		
	MISSISSIPPI . . . . .	69	13	11	12	11	9	3	1	5	1		
	WEST SOUTH CENTRAL												
	ARKANSAS. . . . .	34	3	3	100	100	100	1	(Z)	5	1		
	TEXAS . . . . .	14	1	1	100	100	100	-	-	-	-		
	PACIFIC												
	OREGON. . . . .	7	(Z)	1	100	100	100	(Z)	(Z)	2	(Z)		
	CALIFORNIA. . . . .	100	12	11	17	14	14	3	(Z)	9	1		
394	TOYS OR SPORTING GOODS. . . . .	5 482	1 825	1 056	16	22	19	315	74	959	230		
	NEW ENGLAND												
	NEW HAMPSHIRE . . . . .	9	(Z)	1	15	13	17	1	(Z)	1	(Z)		
	VERMONT . . . . .	6	1	1	100	100	100	1	(Z)	2	(Z)		
	MASSACHUSETTS . . . . .	350	89	94	20	23	26	37	8	68	13		
	RHODE ISLAND. . . . .	94	10	10	100	100	100	9	1	5	1		
	MIDDLE ATLANTIC												
	NEW YORK. . . . .	807	184	131	17	18	19	44	11	218	55		
	NEW JERSEY. . . . .	323	74	38	37	39	51	38	9	118	30		
	PENNSYLVANIA. . . . .	191	53	31	48	56	64	22	8	61	17		
	EAST NORTH CENTRAL												
	OHIO. . . . .	390	73	29	54	56	52	25	5	69	12		
	INDIANA. . . . .	76	18	15	36	48	53	1	(Z)	9	4		
	ILLINOIS. . . . .	414	115	79	48	47	47	24	3	77	23		
	MICHIGAN. . . . .	204	117	20	41	76	52	21	5	23	6		
	WISCONSIN . . . . .	115	165	21	47	77	51	7	3	16	5		
	WEST NORTH CENTRAL												
	MINNESOTA . . . . .	178	47	39	26	24	23	25	5	19	5		
	IOWA . . . . .	97	28	17	100	100	100	2	1	16	4		
	MISSOURI. . . . .	79	28	16	59	65	61	(Z)	(Z)	1	(Z)		
	NEBRASKA. . . . .	8	2	-	100	100	-	-	-	-	-		
	SOUTH ATLANTIC												
	MARYLAND. . . . .	32	1	1	100	100	100	1	(Z)	10	(Z)		
	NORTH CAROLINA. . . . .	58	26	17	100	100	100	(Z)	(Z)	7	3		
	SOUTH CAROLINA. . . . .	42	9	5	23	24	25	(Z)	(Z)	7	2		
	GEORGIA . . . . .	73	6	6	100	100	100	(Z)	(Z)	7	1		
	FLORIDA . . . . .	64	3	-	100	100	-	-	-	-	-		
	EAST SOUTH CENTRAL												
	KENTUCKY. . . . .	71	12	8	100	100	100	8	1	20	4		
	TENNESSEE . . . . .	60	41	38	100	100	100	1	1	1	(Z)		
	ALABAMA . . . . .	95	49	37	69	69	70	7	2	20	10		
	WEST SOUTH CENTRAL												
	ARKANSAS. . . . .	61	32	28	69	69	69	6	3	3	1		
	OKLAHOMA. . . . .	47	37	-	100	100	-	-	-	-	-		
	MOUNTAIN												
	COLORADO. . . . .	85	3	3	100	100	100	5	(Z)	13	(Z)		
	ARIZONA . . . . .	43	10	8	100	100	100	(Z)	(Z)	5	1		
	NEVADA. . . . .	12	(Z)	(Z)	78	73	92	1	(Z)	2	(Z)		
	PACIFIC												
	WASHINGTON. . . . .	69	5	5	73	60	85	1	(Z)	4	(Z)		
	OREGON. . . . .	21	8	7	100	100	100	-	-	5	3		
	CALIFORNIA. . . . .	935	428	271	16	66	36	6	1	114	21		
395	PENS, PENCILS, OFFICE, ART SUPPLIES . . . . .	1 539	393	206	9	21	15	84	15	243	66		
	NEW ENGLAND												
	RHODE ISLAND. . . . .	69	3	1	9	4	15	8	(Z)	19	(Z)		

VALUE (MILLION DOLLARS) AND TONS (THOUSANDS) OF SHIPMENTS BY DESTINATION

EAST NORTH CENTRAL		WEST NORTH CENTRAL		SOUTH ATLANTIC		EAST SOUTH CENTRAL		WEST SOUTH CENTRAL		MOUNTAIN		PACIFIC		UNKNOWN		SIC AND AREA CODE
VALUE	TONS	VALUE	TONS	VALUE	TONS	VALUE	TONS	VALUE	TONS	VALUE	TONS	VALUE	TONS	VALUE	TONS	
																391
5	(Z)	10	(Z)	1	(Z)	(Z)	(Z)	1	(Z)	(Z)	(Z)	3	(Z)	(Z)	(Z)	MNT UT
32	(Z)	-	-	-	-	-	-	7	(Z)	-	-	78	12	-	-	PAC CA
282	77	54	7	115	26	47	14	88	16	42	6	157	27	4	1	393
3	(Z)	(Z)	(Z)	1	(Z)	1	(Z)	2	(Z)	(Z)	(Z)	5	(Z)	(Z)	(Z)	NE MA
(Z)	(Z)	(Z)	(Z)	(Z)	(Z)	(Z)	(Z)	(Z)	(Z)	(Z)	(Z)	1	(Z)	-	-	RI CT
3	1	-	-	9	5	(Z)	(Z)	1	(Z)	-	-	1	(Z)	-	-	CT
9	1	3	(Z)	6	1	2	(Z)	5	1	6	1	7	1	(Z)	(Z)	MA NY
1	(Z)	(Z)	(Z)	3	(Z)	-	-	1	(Z)	1	(Z)	(Z)	(Z)	(Z)	(Z)	NJ PA
4	(Z)	2	(Z)	6	(Z)	10	1	(Z)	(Z)	1	(Z)	5	(Z)	-	-	PA
19	24	(Z)	(Z)	7	8	6	7	5	2	(Z)	(Z)	(Z)	(Z)	-	-	ENC OH
58	12	5	1	12	2	6	2	26	5	9	2	21	3	1	(Z)	IN
99	26	3	(Z)	6	1	3	(Z)	5	(Z)	1	(Z)	29	4	(Z)	(Z)	IL
14	4	2	1	5	1	5	1	3	1	4	1	9	2	(Z)	(Z)	MI
15	1	-	-	-	-	-	-	-	-	-	-	-	-	-	-	WI
2	1	1	(Z)	2	1	2	(Z)	2	1	(Z)	(Z)	14	4	1	1	SA NC
4	1	(Z)	(Z)	5	1	1	(Z)	5	1	(Z)	(Z)	(Z)	(Z)	-	-	SC
6	1	5	1	5	1	1	(Z)	4	1	1	(Z)	5	1	-	-	ESC TN
8	2	12	2	14	2	2	(Z)	11	2	4	1	10	3	-	-	MS
7	1	6	1	5	(Z)	2	(Z)	1	(Z)	5	(Z)	3	(Z)	-	-	WSC AR
(Z)	(Z)	-	-	11	1	-	-	-	-	2	(Z)	-	-	-	-	TX
(Z)	(Z)	1	(Z)	1	(Z)	(Z)	(Z)	1	(Z)	(Z)	(Z)	1	(Z)	-	-	PAC OR
16	1	10	1	9	1	3	(Z)	11	1	4	(Z)	35	6	1	(Z)	CA
1 026	454	297	93	785	188	235	63	584	205	262	107	889	394	130	17	394
2	(Z)	(Z)	(Z)	3	(Z)	-	-	1	(Z)	(Z)	(Z)	1	(Z)	-	-	NE NH
1	(Z)	(Z)	(Z)	2	(Z)	(Z)	(Z)	(Z)	(Z)	(Z)	(Z)	-	-	-	-	VT
90	26	4	1	32	8	11	4	25	7	21	6	57	17	6	1	MA
26	4	(Z)	(Z)	30	1	(Z)	(Z)	5	(Z)	6	1	13	1	-	-	RI
110	26	52	11	133	26	72	14	76	16	39	9	44	11	18	4	MA NY
56	8	12	3	42	9	14	4	20	7	9	1	13	2	-	-	NJ
36	13	7	2	24	7	3	1	10	2	7	1	21	4	-	-	PA
158	34	23	5	64	6	15	5	10	2	5	2	21	3	-	-	ENC OH
12	3	5	1	11	2	1	(Z)	11	3	2	1	22	4	-	-	IN
105	26	39	8	51	20	18	5	34	12	23	2	36	14	7	2	IL
46	94	11	2	16	2	5	1	56	3	10	1	15	3	-	-	MI
62	146	9	3	10	3	2	1	2	1	1	1	4	1	2	(Z)	WI
38	8	30	9	18	6	10	2	11	3	4	1	23	7	-	-	WNC MN
18	5	13	3	12	4	22	7	10	3	3	1	1	(Z)	-	-	IA
18	9	16	5	6	2	3	1	15	5	9	4	12	3	-	-	MO
-	-	-	-	-	-	-	-	-	-	-	-	-	-	8	2	NE
4	(Z)	-	-	9	(Z)	1	(Z)	3	(Z)	-	-	4	(Z)	(Z)	(Z)	SA MO
3	2	4	2	18	9	1	1	14	6	1	(Z)	4	2	4	2	NC
1	(Z)	-	-	16	4	6	1	10	2	(Z)	(Z)	1	(Z)	-	-	SC
26	2	10	1	3	(Z)	(Z)	(Z)	17	1	11	1	-	-	-	-	GA
-	-	-	-	-	-	-	-	-	-	-	-	-	-	64	3	FL
12	2	1	(Z)	20	3	(Z)	(Z)	4	1	(Z)	(Z)	5	1	-	-	ESC KY
7	5	1	1	10	8	5	3	9	6	7	5	19	11	-	-	TN
18	9	1	1	21	11	10	6	10	6	(Z)	(Z)	5	4	-	-	AL
2	2	(Z)	(Z)	16	9	3	1	11	5	4	1	17	9	-	-	WSC AR
-	-	-	-	-	-	-	-	47	37	-	-	-	-	-	-	OK
4	(Z)	15	1	4	(Z)	3	(Z)	9	(Z)	14	1	16	(Z)	-	-	MNT CO
9	2	2	(Z)	(Z)	(Z)	(Z)	(Z)	1	(Z)	6	1	20	5	-	-	AZ
1	(Z)	-	-	(Z)	(Z)	-	-	(Z)	(Z)	3	(Z)	3	(Z)	-	-	NV
7	(Z)	1	(Z)	12	1	4	(Z)	13	1	3	(Z)	22	2	1	(Z)	PAC WA
(Z)	(Z)	(Z)	(Z)	-	-	-	-	-	-	1	(Z)	14	5	-	-	OR
111	16	29	32	149	24	13	1	41	8	51	61	420	263	-	-	CA
356	89	80	19	212	70	57	30	126	33	49	10	249	51	82	10	395
6	(Z)	2	(Z)	3	(Z)	2	(Z)	4	(Z)	1	(Z)	7	(Z)	17	2	NE RI



TABLE 9. SHIPMENTS BY MANUFACTURING ESTABLISHMENTS--INDUSTRY GROUP AND DRIGIN BY DESTINATION: 1977--CON.

SIC CODE	INDUSTRY DESCRIPTION AND STATE OF ORIGIN	ALL SHIPMENTS						VALUE (MILLION DOLLARS) AND TONS (THOUSANDS) OF SHIPMENTS BY DESTINATION					
		VALUE (MILLION DOLLARS) (A)	TONS (THOU- SANDS) (B)	TDN-MILES (MIL- LIONS) (C)	STANDARD ERROR (PERCENT) FOR COLUMNS--			NEW ENGLAND		MIDDLE ATLANTIC			
					A	B	C	VALUE	TONS	VALUE	TONS		
395	PENS, PENCILS, OFFICE, ART SUPPLIES . . . . .												
	NEW ENGLAND												
	CONNECTICUT . . . . .	168	19	19	28	22	35	11	2	13	2		
	MIDDLE ATLANTIC												
	NEW YORK . . . . .	152	26	16	25	25	39	25	3	59	9		
	NEW JERSEY . . . . .	126	38	10	65	71	61	9	5	52	24		
	PENNSYLVANIA . . . . .	104	54	20	33	32	31	5	1	27	8		
	EAST NORTH CENTRAL												
	DHID. . . . .	50	15	7	51	80	79	1	(Z)	8	5		
	INDIANA . . . . .	13	41	38	22	43	77	1	1	2	2		
	ILLINDIS. . . . .	129	39	11	27	23	25	4	1	12	2		
	WISCONSIN . . . . .	74	4	4	19	34	59	1	(Z)	12	1		
	WEST NORTH CENTRAL												
	IOWA . . . . .	57	3	2	10	9	10	1	(Z)	5	(Z)		
	MISSOURI . . . . .	27	2	1	37	42	43	1	(Z)	2	(Z)		
	KANSAS . . . . .	14	7	5	24	32	28	-	-	-	-		
	SOUTH ATLANTIC												
	DELAWARE . . . . .	(Z)	(Z)	(Z)	100	100	100	-	-	-	-		
	NDRTH CAROLINA . . . . .	18	16	6	100	100	100	-	-	3	8		
	GEORGIA . . . . .	39	18	6	32	59	43	(Z)	(Z)	2	(Z)		
	FLDRIDA . . . . .	17	1	(Z)	69	62	76	1	(Z)	1	(Z)		
	EAST SOUTH CENTRAL												
	KENTUCKY . . . . .	21	4	2	14	14	20	(Z)	(Z)	(Z)	(Z)		
	TENNESSEE . . . . .	106	27	19	13	15	17	2	1	8	2		
	ALABAMA . . . . .	3	3	2	100	100	100	-	-	-	-		
	WEST SOUTH CENTRAL												
	TEXAS . . . . .	29	19	9	57	78	81	-	-	(Z)	(Z)		
	MDUNTAIN												
	COLDRADD. . . . .	16	2	2	28	28	25	(Z)	(Z)	3	(Z)		
	PACIFIC												
	DREGON. . . . .	6	5	(Z)	100	100	100	-	-	-	-		
	CALIFDRNIA. . . . .	204	18	10	18	13	27	11	1	7	1		
396	COSTUME JEWELRY DR NDTIDNS. . . . .	1 756	210	118	10	12	17	141	14	436	52		
	NEW ENGLAND												
	MASSACHUSETTS . . . . .	127	4	3	21	42	35	10	1	30	1		
	RHODE ISLAND . . . . .	459	22	12	15	16	18	65	3	121	7		
	CONNECTICUT . . . . .	201	19	9	23	23	24	28	3	57	7		
	MIDDLE ATLANTIC												
	NEW YDRK. . . . .	305	53	36	27	42	50	14	3	118	18		
	NEW JERSEY . . . . .	67	12	4	40	38	39	2	(Z)	39	8		
	PENNSYLVANIA . . . . .	98	25	13	31	40	35	9	3	15	3		
	WEST NDRTH CENTRAL												
	MINNESOTA . . . . .	4	1	1	100	100	100	(Z)	(Z)	(Z)	(Z)		
	IDWA. . . . .	6	1	(Z)	52	26	26	(Z)	(Z)	(Z)	(Z)		
	MISSOURI . . . . .	11	3	1	28	25	21	(Z)	(Z)	(Z)	(Z)		
	NEBRASKA . . . . .	(Z)	(Z)	(Z)	22	10	12	(Z)	(Z)	(Z)	(Z)		
	SOUTH ATLANTIC												
	VIRGINIA . . . . .	30	4	2	19	30	23	2	(Z)	12	2		
	NORTH CAROLINA . . . . .	45	8	2	49	34	63	3	(Z)	4	1		
	SOUTH CAROLINA . . . . .	42	2	2	18	19	30	(Z)	(Z)	8	(Z)		
	GEORGIA . . . . .	101	14	8	9	11	17	(Z)	(Z)	5	(Z)		
	FLDRIDA . . . . .	14	2	1	17	20	68	(Z)	(Z)	1	(Z)		
	EAST SDUTH CENTRAL												
	KENTUCKY . . . . .	20	7	3	52	41	48	-	-	3	1		
	ALABAMA . . . . .	8	3	2	12	20	47	(Z)	(Z)	(Z)	(Z)		
	MISSISSIPPI . . . . .	31	3	3	22	22	37	1	(Z)	1	(Z)		
	WEST SOUTH CENTRAL												
	TEXAS . . . . .	16	5	1	62	91	76	(Z)	(Z)	(Z)	(Z)		
	MDUNTAIN												
	COLDRADO . . . . .	3	1	1	100	100	100	-	-	-	-		
	PACIFIC												
	DREGON. . . . .	1	(Z)	(Z)	100	100	100	-	-	(Z)	(Z)		
	CALIFDRNIA. . . . .	71	7	4	32	57	41	(Z)	(Z)	2	(Z)		
399	MISC. MANUFACTURED PRODUCTS . . . . .	6 170	2 020	1 140	12	15	12	281	113	1 145	362		
	NEW ENGLAND												
	MAINE . . . . .	16	4	1	100	100	100	(Z)	(Z)	16	4		
	NEW HAMPSHIRE . . . . .	29	9	9	100	100	100	2	1	5	1		
	VERMONT . . . . .	8	2	2	100	100	100	(Z)	(Z)	3	1		
	MASSACHUSETTS . . . . .	273	57	42	17	42	57	37	16	36	7		
	MIDDLE ATLANTIC												
	NEW YORK . . . . .	703	201	58	29	42	32	60	27	351	94		
	NEW JERSEY . . . . .	467	179	96	42	64	43	43	17	82	32		
	PENNSYLVANIA . . . . .	914	360	226	4	4	10	54	14	298	120		
	EAST NORTH CENTRAL												
	DHID. . . . .	294	153	112	53	16	20	13	9	29	21		
	INDIANA . . . . .	173	70	31	27	31	30	3	1	23	10		

VALUE (MILLION DOLLARS) AND TONS (THOUSANDS) OF SHIPMENTS BY DESTINATION

EAST NORTH CENTRAL		WEST NORTH CENTRAL		SOUTH ATLANTIC		EAST SOUTH CENTRAL		WEST SOUTH CENTRAL		MOUNTAIN		PACIFIC		UNKNOWN		SIC AND AREA CODE
VALUE	TONS	VALUE	TONS	VALUE	TONS	VALUE	TONS	VALUE	TONS	VALUE	TONS	VALUE	TONS	VALUE	TONS	
																395
60	7	2	(Z)	19	2	5	1	15	2	3	(Z)	41	3	(Z)	(Z)	NE CT
30	7	8	1	10	1	3	(Z)	6	1	10	3	1	(Z)	-	-	MA NY
14	3	2	(Z)	35	3	2	(Z)	3	1	(Z)	(Z)	8	1	(Z)	(Z)	NJ PA
27	19	3	(Z)	24	14	5	9	3	(Z)	3	(Z)	4	1	4	1	
22	3	4	1	5	3	2	(Z)	3	1	(Z)	(Z)	4	1	1	(Z)	ENC OH
4	10	(Z)	(Z)	2	7	1	5	(Z)	(Z)	(Z)	(Z)	2	16	-	-	IN
48	23	15	7	5	1	1	(Z)	14	2	9	1	9	1	12	2	IL
32	1	2	(Z)	5	(Z)	(Z)	(Z)	6	(Z)	(Z)	(Z)	11	1	4	1	WI
23	1	4	(Z)	5	(Z)	5	(Z)	7	(Z)	(Z)	(Z)	7	(Z)	-	-	WNC IA
5	(Z)	4	(Z)	3	(Z)	3	(Z)	2	(Z)	(Z)	(Z)	2	(Z)	6	(Z)	MO
1	1	3	2	-	-	1	1	3	1	3	1	4	2	-	-	KS
-	-	-	-	(Z)	(Z)	-	-	-	-	-	-	-	-	-	-	SA
-	-	(Z)	(Z)	14	7	-	-	(Z)	(Z)	1	1	-	-	-	-	NC
2	(Z)	2	(Z)	17	10	8	6	1	(Z)	1	(Z)	7	1	(Z)	(Z)	GA
4	(Z)	2	(Z)	5	(Z)	(Z)	(Z)	1	(Z)	(Z)	(Z)	1	(Z)	2	(Z)	FL
3	(Z)	4	1	6	1	3	1	4	1	1	(Z)	-	-	(Z)	(Z)	ESC KY
25	5	10	2	22	5	8	3	11	3	9	2	10	4	2	(Z)	TN
(Z)	(Z)	(Z)	(Z)	2	2	1	1	(Z)	(Z)	-	-	-	-	-	-	AL
2	1	1	(Z)	4	5	1	(Z)	16	13	1	(Z)	3	1	1	(Z)	WSC TX
1	(Z)	4	(Z)	2	(Z)	(Z)	(Z)	(Z)	(Z)	(Z)	(Z)	5	1	-	-	MNT CO
-	-	-	-	-	-	-	-	(Z)	(Z)	(Z)	(Z)	6	5	-	-	PAC OR
28	2	3	(Z)	7	(Z)	2	(Z)	11	1	3	1	104	11	27	2	CA
286	27	67	8	255	40	114	16	162	24	36	4	180	18	77	8	396
20	1	4	(Z)	20	1	8	(Z)	14	1	5	(Z)	11	(Z)	4	(Z)	NE MA
82	3	20	1	30	1	12	(Z)	27	1	7	(Z)	37	1	59	4	RI
37	3	9	1	23	2	14	2	19	1	4	(Z)	7	1	2	(Z)	CT
54	6	9	1	32	10	10	2	21	6	9	1	31	3	6	3	MA NY
12	2	1	(Z)	5	1	(Z)	(Z)	3	(Z)	(Z)	(Z)	4	1	-	-	NJ
28	6	4	1	26	8	8	2	4	1	(Z)	(Z)	3	1	-	-	PA
1	(Z)	(Z)	(Z)	1	(Z)	(Z)	(Z)	1	(Z)	1	(Z)	-	-	-	-	WNC MN
2	(Z)	1	(Z)	(Z)	(Z)	(Z)	(Z)	(Z)	(Z)	(Z)	(Z)	1	(Z)	-	-	IA
1	(Z)	7	2	-	-	-	-	2	1	(Z)	(Z)	(Z)	(Z)	1	(Z)	MO
(Z)	(Z)	(Z)	(Z)	(Z)	(Z)	(Z)	(Z)	(Z)	(Z)	(Z)	(Z)	(Z)	(Z)	(Z)	(Z)	NE
3	(Z)	1	(Z)	6	1	3	(Z)	3	(Z)	-	-	2	(Z)	-	-	SA VA
2	(Z)	1	(Z)	25	5	7	1	3	(Z)	(Z)	(Z)	1	(Z)	-	-	NC
(Z)	(Z)	(Z)	(Z)	12	1	6	(Z)	7	(Z)	(Z)	(Z)	8	(Z)	-	-	SC
2	(Z)	(Z)	(Z)	31	4	27	4	29	4	(Z)	(Z)	5	1	2	(Z)	GA
2	(Z)	(Z)	(Z)	11	1	(Z)	(Z)	(Z)	(Z)	-	-	1	(Z)	-	-	FL
4	2	2	1	3	1	3	1	4	1	(Z)	(Z)	1	(Z)	-	-	ESC KY
2	1	(Z)	(Z)	1	(Z)	4	1	(Z)	(Z)	(Z)	(Z)	(Z)	(Z)	-	-	AL
7	1	2	(Z)	9	1	(Z)	(Z)	2	(Z)	(Z)	(Z)	10	1	-	-	MS
1	(Z)	(Z)	(Z)	1	(Z)	1	(Z)	11	5	(Z)	(Z)	1	(Z)	-	-	WSC TX
-	-	-	-	(Z)	(Z)	-	-	(Z)	(Z)	1	(Z)	1	(Z)	-	-	MNT CO
(Z)	(Z)	(Z)	(Z)	(Z)	(Z)	(Z)	(Z)	(Z)	(Z)	(Z)	(Z)	(Z)	(Z)	-	-	PAC OR
11	1	2	(Z)	4	(Z)	5	(Z)	3	(Z)	3	(Z)	40	5	-	-	CA
1 065	352	439	173	941	338	354	138	708	242	354	62	633	169	250	71	399
(Z)	(Z)	(Z)	(Z)	(Z)	(Z)	(Z)	(Z)	(Z)	(Z)	(Z)	(Z)	(Z)	(Z)	-	-	NE ME
6	2	5	2	3	1	-	-	3	1	-	-	4	1	-	-	NH
2	(Z)	(Z)	(Z)	(Z)	(Z)	(Z)	(Z)	(Z)	(Z)	-	-	2	1	-	-	VT
42	5	54	19	44	2	18	1	12	2	9	1	14	2	8	3	MA
55	20	15	2	99	21	4	1	15	3	23	3	29	5	52	24	MA NY
108	48	5	1	133	56	23	3	34	10	7	1	26	8	5	2	NJ
108	46	35	11	148	68	32	19	70	29	33	4	88	35	47	14	PA
67	37	24	13	68	26	13	11	17	6	47	12	16	19	-	-	ENC OH
73	25	13	6	25	10	20	10	10	4	3	1	5	3	-	-	IN

TABLE 9. SHIPMENTS BY MANUFACTURING ESTABLISHMENTS--INDUSTRY GROUP AND ORIGIN BY DESTINATION: 1977--CON.

SIC CODE	INDUSTRY DESCRIPTION AND STATE OF ORIGIN	ALL SHIPMENTS						VALUE (MILLION DOLLARS) AND TONS (THOUSANDS) OF SHIPMENTS BY DESTINATION					
		VALUE (MILLION DOLLARS) (A)	TONS (THOU- SANDS) (B)	TON-MILES (MIL- LIONS) (C)	STANDARD ERROR (PERCENT) FOR COLUMNS--			NEW ENGLAND		MIDDLE ATLANTIC			
					A	B	C	VALUE	TONS	VALUE	TONS		
399	MISC. MANUFACTURED PRODUCTS . . . . .												
	EAST NORTH CENTRAL												
	ILLINOIS . . . . .	677	163	99	22	27	30	13	5	80	19		
	MICHIGAN . . . . .	169	36	22	46	46	35	4	1	28	7		
	WISCONSIN . . . . .	214	137	116	21	16	23	2	(Z)	61	16		
	WEST NORTH CENTRAL												
	MINNESOTA . . . . .	77	34	13	60	66	77	1	(Z)	(Z)	(Z)		
	IOWA . . . . .	73	10	7	41	46	44	3	(Z)	6	1		
	MISSOURI . . . . .	114	37	18	37	30	30	3	1	3	1		
	NEBRASKA . . . . .	35	2	1	100	100	100	-	-	9	(Z)		
	SOUTH ATLANTIC												
	MARYLAND . . . . .	64	12	8	26	28	34	3	(Z)	13	3		
	VIRGINIA . . . . .	74	29	17	62	69	83	3	1	6	2		
	WEST VIRGINIA . . . . .	12	2	1	100	100	100	-	-	1	(Z)		
	NORTH CAROLINA . . . . .	129	62	25	27	70	70	1	(Z)	14	2		
	SOUTH CAROLINA . . . . .	22	12	8	100	100	100	2	1	2	1		
	GEORGIA . . . . .	49	24	11	70	74	81	(Z)	(Z)	2	1		
	FLORIDA . . . . .	112	39	19	40	30	35	1	(Z)	13	2		
	EAST SOUTH CENTRAL												
	KENTUCKY . . . . .	49	8	6	100	100	100	-	-	-	-		
	TENNESSEE . . . . .	171	86	54	14	28	29	5	3	19	8		
	ALABAMA . . . . .	86	33	1	62	73	64	-	-	-	-		
	WEST SOUTH CENTRAL												
	ARKANSAS . . . . .	20	15	2	100	100	100	-	-	-	-		
	LOUISIANA . . . . .	41	37	31	61	86	93	4	7	1	2		
	OKLAHOMA . . . . .	26	13	1	100	100	100	-	-	-	-		
	TEXAS . . . . .	186	57	23	36	45	52	1	(Z)	4	1		
	MOUNTAIN												
	COLORADO . . . . .	31	4	1	69	69	99	-	-	-	-		
	NEVADA . . . . .	23	4	(Z)	100	100	100	-	-	-	-		
	PACIFIC												
	WASHINGTON . . . . .	74	6	4	100	100	100	2	(Z)	2	(Z)		
	OREGON . . . . .	25	2	3	100	100	100	1	(Z)	(Z)	(Z)		
	CALIFORNIA . . . . .	432	56	37	40	41	48	7	1	12	2		

COURTESY OF THE U.S. DEPARTMENT OF COMMERCE







# APPENDIX A. Survey Form

Form Approved: O.M.B. No. 41-377030

FORM TC-401 (7-1-77)		COMMUNITY TRANSPORTATION SURVEY 1977 CENSUS OF TRANSPORTATION TRANSCRIPTION RECORD FOR SHIPMENTS FROM ESTABLISHMENT				U.S. DEPARTMENT OF COMMERCE BUREAU OF THE CENSUS		NOTICE - Response to this inquiry is required by law (Title 13, U.S. Code). By the same law, your report to the Census Bureau is confidential. It may be seen only by sworn Census employees and may be used only for statistical purposes. The law also provides that copies retained in your files are immune from legal process.	
Please read instructions before completing this form.		2. ESTABLISHMENT IDENTIFICATION		1. COMMUNITY TRANSPORTATION SURVEY		b. Establishment name		c. Establishment location (City, State, and ZIP code)	
DOCUMENT NUMBER	DATE SHIPPED	TOTAL VALUE OF SHIPMENT	TOTAL WEIGHT OF SHIPMENT	Commodity code	Description of shipment or individual commodity	Value of individual commodity	Commodity shipments only	CONSIGNEE NAME AND DESTINATION	TYPE OF TRANSPORT
(a)	(c)	(d)	(e)	(f)	(g)	(h)	(i)	(j)	(k)
See Instructions	Month and day	Round to nearest whole dollar	Convert shipping measures to pounds. Estimates are acceptable	Refer to "Part III" of form TC-402	For multi-commodity shipments, list individual commodities separately. If more than 4 commodities in a shipment, see the instructions and list additional commodities on reverse side.	Enter net selling value f.o.b. plant	Weight of individual commodity. Convert shipping measures to pounds. Estimates are acceptable	Report consignee's name and address exactly as it appears on the shipping document. State - Use abbreviations table in instruction booklet. ZIP - Enter complete ZIP code. (For export shipments see (col. j) instructions)	Mark (X) only one for each shipment. (For export shipments, mark the type used to move the shipment from your establishment to the U.S. port of exit)
								Consignee name	<input type="checkbox"/> 1 Rail <input type="checkbox"/> 2 For-hire motor carrier - ICC <input type="checkbox"/> 3 For-hire motor carrier - Non ICC <input type="checkbox"/> 4 Private truck <input type="checkbox"/> 5 Air <input type="checkbox"/> 6 Water <input type="checkbox"/> 7 Pipeline <input type="checkbox"/> 8 Parcel delivery (incl. parcel post) <input type="checkbox"/> 9 Other - Specify
								Street	<input type="checkbox"/> 1 Rail <input type="checkbox"/> 2 For-hire motor carrier - ICC <input type="checkbox"/> 3 For-hire motor carrier - Non ICC <input type="checkbox"/> 4 Private truck <input type="checkbox"/> 5 Air <input type="checkbox"/> 6 Water <input type="checkbox"/> 7 Pipeline <input type="checkbox"/> 8 Parcel delivery (incl. parcel post) <input type="checkbox"/> 9 Other - Specify
								City	<input type="checkbox"/> 1 Rail <input type="checkbox"/> 2 For-hire motor carrier - ICC <input type="checkbox"/> 3 For-hire motor carrier - Non ICC <input type="checkbox"/> 4 Private truck <input type="checkbox"/> 5 Air <input type="checkbox"/> 6 Water <input type="checkbox"/> 7 Pipeline <input type="checkbox"/> 8 Parcel delivery (incl. parcel post) <input type="checkbox"/> 9 Other - Specify
								State	<input type="checkbox"/> 1 Rail <input type="checkbox"/> 2 For-hire motor carrier - ICC <input type="checkbox"/> 3 For-hire motor carrier - Non ICC <input type="checkbox"/> 4 Private truck <input type="checkbox"/> 5 Air <input type="checkbox"/> 6 Water <input type="checkbox"/> 7 Pipeline <input type="checkbox"/> 8 Parcel delivery (incl. parcel post) <input type="checkbox"/> 9 Other - Specify
								ZIP code	<input type="checkbox"/> 1 Rail <input type="checkbox"/> 2 For-hire motor carrier - ICC <input type="checkbox"/> 3 For-hire motor carrier - Non ICC <input type="checkbox"/> 4 Private truck <input type="checkbox"/> 5 Air <input type="checkbox"/> 6 Water <input type="checkbox"/> 7 Pipeline <input type="checkbox"/> 8 Parcel delivery (incl. parcel post) <input type="checkbox"/> 9 Other - Specify
								Consignee name	<input type="checkbox"/> 1 Rail <input type="checkbox"/> 2 For-hire motor carrier - ICC <input type="checkbox"/> 3 For-hire motor carrier - Non ICC <input type="checkbox"/> 4 Private truck <input type="checkbox"/> 5 Air <input type="checkbox"/> 6 Water <input type="checkbox"/> 7 Pipeline <input type="checkbox"/> 8 Parcel delivery (incl. parcel post) <input type="checkbox"/> 9 Other - Specify
								Street	<input type="checkbox"/> 1 Rail <input type="checkbox"/> 2 For-hire motor carrier - ICC <input type="checkbox"/> 3 For-hire motor carrier - Non ICC <input type="checkbox"/> 4 Private truck <input type="checkbox"/> 5 Air <input type="checkbox"/> 6 Water <input type="checkbox"/> 7 Pipeline <input type="checkbox"/> 8 Parcel delivery (incl. parcel post) <input type="checkbox"/> 9 Other - Specify
								City	<input type="checkbox"/> 1 Rail <input type="checkbox"/> 2 For-hire motor carrier - ICC <input type="checkbox"/> 3 For-hire motor carrier - Non ICC <input type="checkbox"/> 4 Private truck <input type="checkbox"/> 5 Air <input type="checkbox"/> 6 Water <input type="checkbox"/> 7 Pipeline <input type="checkbox"/> 8 Parcel delivery (incl. parcel post) <input type="checkbox"/> 9 Other - Specify
								State	<input type="checkbox"/> 1 Rail <input type="checkbox"/> 2 For-hire motor carrier - ICC <input type="checkbox"/> 3 For-hire motor carrier - Non ICC <input type="checkbox"/> 4 Private truck <input type="checkbox"/> 5 Air <input type="checkbox"/> 6 Water <input type="checkbox"/> 7 Pipeline <input type="checkbox"/> 8 Parcel delivery (incl. parcel post) <input type="checkbox"/> 9 Other - Specify
								ZIP code	<input type="checkbox"/> 1 Rail <input type="checkbox"/> 2 For-hire motor carrier - ICC <input type="checkbox"/> 3 For-hire motor carrier - Non ICC <input type="checkbox"/> 4 Private truck <input type="checkbox"/> 5 Air <input type="checkbox"/> 6 Water <input type="checkbox"/> 7 Pipeline <input type="checkbox"/> 8 Parcel delivery (incl. parcel post) <input type="checkbox"/> 9 Other - Specify
								Consignee name	<input type="checkbox"/> 1 Rail <input type="checkbox"/> 2 For-hire motor carrier - ICC <input type="checkbox"/> 3 For-hire motor carrier - Non ICC <input type="checkbox"/> 4 Private truck <input type="checkbox"/> 5 Air <input type="checkbox"/> 6 Water <input type="checkbox"/> 7 Pipeline <input type="checkbox"/> 8 Parcel delivery (incl. parcel post) <input type="checkbox"/> 9 Other - Specify
								Street	<input type="checkbox"/> 1 Rail <input type="checkbox"/> 2 For-hire motor carrier - ICC <input type="checkbox"/> 3 For-hire motor carrier - Non ICC <input type="checkbox"/> 4 Private truck <input type="checkbox"/> 5 Air <input type="checkbox"/> 6 Water <input type="checkbox"/> 7 Pipeline <input type="checkbox"/> 8 Parcel delivery (incl. parcel post) <input type="checkbox"/> 9 Other - Specify
								City	<input type="checkbox"/> 1 Rail <input type="checkbox"/> 2 For-hire motor carrier - ICC <input type="checkbox"/> 3 For-hire motor carrier - Non ICC <input type="checkbox"/> 4 Private truck <input type="checkbox"/> 5 Air <input type="checkbox"/> 6 Water <input type="checkbox"/> 7 Pipeline <input type="checkbox"/> 8 Parcel delivery (incl. parcel post) <input type="checkbox"/> 9 Other - Specify
								State	<input type="checkbox"/> 1 Rail <input type="checkbox"/> 2 For-hire motor carrier - ICC <input type="checkbox"/> 3 For-hire motor carrier - Non ICC <input type="checkbox"/> 4 Private truck <input type="checkbox"/> 5 Air <input type="checkbox"/> 6 Water <input type="checkbox"/> 7 Pipeline <input type="checkbox"/> 8 Parcel delivery (incl. parcel post) <input type="checkbox"/> 9 Other - Specify
								ZIP code	<input type="checkbox"/> 1 Rail <input type="checkbox"/> 2 For-hire motor carrier - ICC <input type="checkbox"/> 3 For-hire motor carrier - Non ICC <input type="checkbox"/> 4 Private truck <input type="checkbox"/> 5 Air <input type="checkbox"/> 6 Water <input type="checkbox"/> 7 Pipeline <input type="checkbox"/> 8 Parcel delivery (incl. parcel post) <input type="checkbox"/> 9 Other - Specify



NOTES

LINE NUMBER (a)	DOCUMENT NUMBER Repeat from front (b)	DATE SHIPPED Repeat from front (c)	COMMODITY INFORMATION			Completes for multi-commodity shipments only	
			Commodity code Refer to Part III of Form TC-402	Description of shipment or individual commodity For multi-commodity shipments, list individual commodities separately.	Value of individual commodity Enter net selling value including freight charges and excise taxes	Weight of individual commodity Convert shipping weight to pounds	(i)
(5)			(f)	(g)	(h)		
(6)							
(7)							
(8)			99999	Balance of shipment			
(5)							
(6)							
(7)							
(8)			99999	Balance of shipment			
(5)							
(6)							
(7)							
(8)			99999	Balance of shipment			
(5)							
(6)							
(7)							
(8)			99999	Balance of shipment			
(5)							
(6)							
(7)							
(8)			99999	Balance of shipment			
(5)							
(6)							
(7)							
(8)			99999	Balance of shipment			
(5)							
(6)							
(7)							
(8)			99999	Balance of shipment			

## APPENDIX B. Sample Design

The sample design for the 1977 Commodity Transportation Survey (CTS) was a two-stage stratified probability sampling plan. The term "probability sample" means that (1) there are distinct samples that can be selected, (2) each sample has a known probability of selection, (3) one of the distinct samples is chosen, and (4) the estimation procedure must lead to a unique estimate for each sample. In the first stage, a sample of 19,500 manufacturing establishments was selected from a universe of approximately 350,000 manufacturing establishments. Large establishments and establishments in certain geographic areas were assigned greater probabilities of selection than other establishments. In the second stage of sampling, each sampled establishment selected a sample of shipping documents from its own records. Large establishments were requested to select a greater number of documents than the smaller ones.

**First stage—Sampling of establishments from the SSEL—**A stratified Probability Proportional to Estimated Size (PPES) sample was used to select approximately 19,500 manufacturing establishments from the Standard Statistical Establishment List (SSEL). The SSEL, which is maintained by the Bureau of the Census, is a central multipurpose computerized name and address file of all known multiestablishment firms, and single-establishment employer firms. This list served as the basic data source for the 1977 economic censuses and includes the company name, mailing address, physical location, geographic code, industry code, legal form of organization, employer identification (EI) number, size code for employment, and other economic variables.

The approximately 350,000 manufacturing establishments on the SSEL within standard industrial classification (SIC) groups 20 to 39, were divided into 456 industry strata, each 4-digit SIC forming a stratum. Establishments coded only to the 2- or 3-digit level were combined with 4-digit codes when possible, but if necessary were treated as separate 4-digit codes.

Each establishment was assigned a size called "tonnage value" which was based on the employment size of the establishment and the characteristics of its SIC in the 1972 CTS. This tonnage value was increased by 1-1/2 or 2 times in some Production Areas (PA). For more information on PA's, refer to appendix F. The tonnage value was unchanged for PA's 1-1, 1-2, 2-2, 3-4, 3-8, and 9-5; increased 1-1/2 times in PA's 2-1, 2-3, 2-7, 2-9, 3-1, 3-3, 3-7, 4-1, 5-6, and 9-3; and increased 2 times in all other PA's. Increasing the tonnage values of the establishments in a PA resulted in a larger number of sampled establishments and enabled publication of more data.

The census of manufactures does not collect information from small establishments, except for the small establishments included in the annual survey of manufactures (ASM). For the CTS, tonnage values of ASM small establishments were increased,

and the non-ASM small establishments eliminated from the sampling file. This ensured that all establishments selected for the CTS were also mailed a report form in the census of manufactures.

A PPES (Probability Proportional to Estimated Size) sample was selected in each of the 456 strata, the size being the assigned tonnage value. The largest establishments in each SIC were selected with certainty (in total, approximately 6,600 certainty establishments were selected). The manner in which the sample was selected ensured that, if an establishment was twice the size of another establishment, it would have had twice the chance or probability of being selected (hence the term PPES). The inverse of the probability of selection is called the Plant Expansion (PE) factor.

In 1972, the population of establishments was stratified into nine tonnage divisions. Each tonnage division contained SIC's which were roughly the same size in average tons shipped per plant. Sampling was PPES within each tonnage division, the divisions with "heavier" establishments (in terms of tonnage shipped) being assigned relatively larger target sample sizes than those with "lighter" establishments. This procedure was modified for 1977, since the 1972 procedure did not guarantee a sufficient sample size for each SIC. In 1972, there was an emphasis upon "heavier" SIC's, which provided more reliable data for those SIC's and aggregate totals at the expense of the "lighter" SIC's. In 1977, there is no emphasis on the "heavier" SIC's except to select more certainty establishments from the very "heaviest" ones to improve aggregate estimates. The 1977 sample size of 19,500 (of which 16,000 responded) as compared with 13,000 for 1972, is sufficient to compensate for the lack of emphasis upon aggregate totals.

**Second stage—Selection of shipping documents by establishments—**In the second stage of sampling, each establishment was instructed how to select a probability sample of shipping documents from its records for calendar year 1977. Large establishments (500+ employees), medium establishments (100–499 employees), and small establishments (1–99 employees) were requested to select an average of 120, 60, and 30 documents, respectively. Based on the number of documents in its files, an establishment was given a "take every" interval  $i$ , called the Within Plant Expansion (WPE) factor. The establishment was then to take a systematic sample of every  $i^{\text{th}}$  document in its files, transcribing the necessary information on to form TC-401.

In the 1972 Commodity Transportation Survey, an average of 150 shipping documents were selected per establishment, regardless of establishment size. Studies showed that for medium and small establishments, the between establishment contribution to the variance was greater than the within establishment contribution. These component contributions were made more nearly equal in 1977 by decreasing the number of

shipments per establishment and selecting 50 percent more establishments. The figures of 30, 60, and 120 shipping documents were derived from an approximate cost/variance formula. The random starts for document selection used in 1972 were dropped, since the real benefit was considered small when

weighed against the difficulty of communicating this method to the establishments. The 1972 sampling plan which allowed an establishment to select documents from certain specified dates was also dropped because of widespread misapplication of this method.



## APPENDIX C. Relationship between the Commodity Transportation Survey and the Census of Manufactures


The motivation for all revisions in scope was to define the commodity transportation survey (CTS) universe to be the same as the census of manufactures (COM) universe. With identical universes, individual establishment data and aggregate industry by area data could be directly compared and linked to the corresponding COM data. In order to link the data, a common data item was required; therefore, CTS respondents were asked to report the value (as well as weight) of each commodity on a sampled shipment. The quality of CTS data has been greatly enhanced by this match, which was not possible in the 1972 CTS.

The comparison of CTS and COM data is complicated by the use of two different commodity coding schemes. The CTS collects shipment information on 5-digit Commodity Classification for Transportation Statistics (referred to as TCC) codes whereas the COM collects summary information on 7-digit SIC-based product codes. The coding systems do not mesh exactly even when the TCC system is carried to its entire 7-digit level. In order to compare the CTS data to the COM data, the Bureau of the Census developed a "bridge" to link the two coding systems. In the bridge, one or several 5-digit TCC codes were linked to several 7-digit product codes.

The benchmarking of CTS to COM data was accomplished in two stages: the COM establishment match, and the COM industry by area match. The COM establishment match was used for data editing purposes and was also an integral part of the estimation procedure. Due to sampling and nonsampling errors (see Reliability of Data in the introduction), the CTS establishment data from a sample of shipments did not exactly match the summary COM establishment data. An edit program

using the bridge between the CTS TCC codes and the COM product codes enabled the detection and correction of many nonsampling errors. For example, many incorrectly reported TCC codes were uncovered when the bridge could not link the CTS and COM commodity codes for an establishment. Usually, the written commodity descriptions and the COM product codes (which tend to be more accurately reported) allowed appropriate recoding. If a commodity was not reported in the CTS and represented a relatively minor portion of the establishment's total value, a summary record was added with a shipment value equal to that reported in the COM. In these cases, weight was imputed using the median value per pound for the commodity and the type of transport and destination were coded as "unknown." However, if large discrepancies could not be resolved by reference to the reported data, the establishments were contacted and asked for clarification. Remaining differences between CTS and COM establishment data were reconciled in the estimation procedure (see Appendix D, Estimation Procedure).

In the COM industry by area match, the aggregate CTS data for a particular geographic level (Production Area, State, Division, U.S.) and SIC level (4-digit, 3-digit, 2-digit, and all) were compared to the corresponding aggregate COM data. Due to sampling and nonsampling errors (especially nonresponse), the CTS aggregate data will not exactly match the COM data. In the PA's and States, the discrepancies can be large since the CTS sample was drawn on a U.S. level with no guarantee of a representative sample at lower geographic levels. The COM industry by area match was used mainly for estimation as opposed to editing (see Appendix D, Estimation Procedure).



## APPENDIX D. Estimation Procedure

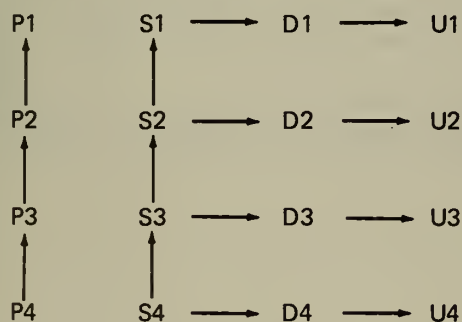
The estimation procedure for the commodity transportation survey (CTS) is a product of the sample design plus two adjustments from the census of manufactures (COM) match:

1. Within Plant Expansion (WPE) Adjustments
2. Plant Expansion (PE) Adjustments

A separate WPE adjustment was calculated for each commodity within an establishment. The CTS value for a commodity within an establishment, as estimated from a sample of shipments, in general, did not equal the value of shipments reported in the census of manufactures (COM) for that commodity. The WPE adjustments forced the CTS commodity values to equal the COM commodity values on an establishment by establishment basis.

PE adjustments were calculated to force industry by area CTS value of shipments data to match the corresponding COM values. The PE adjustments were calculated for four geographic area of origin levels (denoted U = U.S., D = Census Division, S = State, P = Production Area) crossed by four SIC industry levels (denoted 1 = All industries, 2 = 2-digit major industry group, 3 = 3-digit minor industry group, 4 = 4-digit industry). Sixteen PE adjustment factors were associated with each establishment.


The PE adjustments were calculated in a stepwise procedure as indicated by arrows in the diagram below:



For States and Production Areas, the PE adjustments for an industry level were directly derived from the next lower industry level. Within each industry level, the Census Division and U.S. PE adjustments were successively derived from the State level.

For the tables, a shipment was inflated by taking the reported quantity (value, tons, etc.) and multiplying by the WPE, the WPE adjustment, the PE, and the appropriate PE adjustment. The estimate for a data cell was made by summing all inflated shipments contributing to the cell. Where the area by industry levels in the diagram are linked by arrows, the lower level data in the tables will sum to higher level totals (except if data have been suppressed or if the CTS sample had no representation for a particular area by industry). Where the industry levels within the Census Division and the U.S. are not linked by arrows, lower industry level data will not add to higher industry level totals, even when all detail data cells are published. This occurs because higher industry levels were not directly derived from lower industry levels, but were derived from lower area levels as indicated by the arrows. (For example, the estimates for 2-digit SIC 23 in New England are based on the sum of the SIC 23 estimates for the six New England States, and are not based on the sum of the 3-digit New England estimates for SIC's 231 through 239.) In most cases, these seemingly discrepancies due to the estimation and adjustment procedures have only moderate effects on the distributions of the data. The tables which contain nonadditive data are summary tables 2, 3, 5, 6, and 9 and the tables in the 14 commodity reports.





## APPENDIX E. Sampling Errors and Confidence Intervals

**Sampling Errors**—The particular sample used in this survey is one of a large number of all possible samples of the same size that could have been selected using the same design. Estimates derived from the different samples would differ from each other. (The estimation procedure is outlined in appendix D.) The standard error or sampling error is a measure of the variation among the estimates from all possible samples. The relative standard error (RSE) expresses the standard error as a percent of the estimated quantity.

The relative standard errors presented in the tables estimate the sampling variability and, thus, measure the precision with which the estimate from the particular sample selected for this survey approximates the average result of all possible samples. The random group method of computing estimated standard errors was used. As derived, the estimated standard errors include part of the effect of the nonsampling errors.

The sample estimate and an estimate of its relative standard error (RSE) can be used to construct interval estimates with a prescribed confidence that the interval includes the average result of all samples. To illustrate, if all possible samples were surveyed under essentially the same conditions, and an estimate and its estimated standard error were calculated from each sample, then:

1. Approximately 68 percent of the intervals from one standard error below the estimate to one standard error above the estimate would include the average value of all possible samples.
2. Approximately 90 percent of the intervals from 1.6 standard errors below the estimate to 1.6 standard errors above the

estimate would include the average value of all possible samples.

3. Approximately 95 percent of the intervals from two standard errors below the estimate to two standard errors above the estimate would include the average value of all possible samples.

**Example of a confidence interval**—The total weight of shipments out of Pennsylvania is given in table 2 as 181,353 thousand tons with a relative standard error of 10 percent, that is, a standard error of 18,135.3 thousand tons. An approximate 90 percent confidence interval (the estimate, plus or minus 1.6 standard errors) is from 152,337 to 210,369 thousands of tons.

Estimates of the relative standard errors are given only for the total value, tons, and ton-miles for a row. The unpublished relative standard errors of the other estimates in a row must be inferred. One crude approximation is given in the example which follows.

**Example of approximating unpublished RSE's**—The total weight of shipments out of Pennsylvania is given in table 2 as 181,353 thousand tons with a relative standard error of 10 percent. The shipments out of Pennsylvania to the Middle Atlantic States is given as 122,470 thousand tons. A crude approximation of the relative standard error of 122,470 is:

$$\text{RSE (122,470)} = 10\% \times \sqrt{\frac{181,353}{122,470}} = 12\%$$

[Faint, illegible title text]

[Faint, illegible text, possibly bleed-through from the reverse side of the page]



## APPENDIX F. Production Area Descriptions

For the 1977 survey, a Production Area consists of a large standard metropolitan statistical area (SMSA) or a cluster of SMSA's that represent essentially a single geographic industrial complex with 900 or more manufacturing establishments. Forty-nine areas qualified under this definition. The SMSA's included in each Production Area are described below.

### NEW ENGLAND DIVISION

#### PA 1-1 (Previously PA 1)

#### BOSTON, MASS.-R.I.-N.H.

#### BOSTON, MASS. SMSA

##### Essex County (part)

Beverly

Lynn

Peabody

Salem

Boxford

Hamilton

Lynnfield

Manchester

Marblehead

Middleton

Nahant

Saugus

Swampscott

Topsfield

Wenham

Danvers

##### Middlesex County (part)

Cambridge

Everett

Malden

Medford

Melrose

Newton

Somerville

Waltham

Woburn

Acton

Arlington

Ashland

Bedford

Belmont

Boxborough

Burlington

Carlisle

Concord

Framingham

Holliston

Lexington

Lincoln

Natick

North Reading

Reading

#### PA 1-1 BOSTON, MASS. SMSA—con.

##### Middlesex County—con.

Sherborn

Stoneham

Sudbury

Wakefield

Watertown

Wayland

Weston

Wilmington

Winchester

##### Norfolk County (part)

Quincy

Bellingham

Braintree

Brookline

Canton

Cohasset

Dedham

Dover

Foxborough

Franklin

Holbrook

Medfield

Millis

Milton

Needham

Norfolk

Norwood

Randolph

Sharon

Stoughton

Walpole

Wellesley

Westwood

Weymouth

Wrentham

Medway

##### Plymouth County (part)

Abington

Duxbury

Hanover

Hanson

Hingham

Hull

Kingston

Marshfield

#### PA 1-1 BOSTON, MASS. SMSA—con.

##### Plymouth County—con.

Norwell

Pembroke

Rockland

Scituate

##### Suffolk County

Boston

Chelsea

Revere

Winthrop

#### WORCESTER, MASS. SMSA

##### Worcester County (part)

Worcester

Auburn

Berlin

Boylston

Brookfield

Charlton

East Brookfield

Grafton

Holden

Leicester

Millbury

Northborough

Northbridge

North Brookfield

Oxford

Paxton

Shrewsbury

Spencer

Sterling

Sutton

Upton

Uxbridge

Webster

Westborough

West Boylston

#### PROVIDENCE-WARWICK-

#### PAWTUCKET, R.I.-MASS. SMSA

##### Bristol County, R.I.

Barrington

Bristol

Warren

**PA 1-1 PROVIDENCE-WARWICK-PAWTUCKET, R.I.-MASS. SMSA—con.**

Kent County, R.I. (part)  
 Warwick  
 Coventry  
 East Greenwich  
 West Warwick  
 Newport County, R.I. (part)  
 Jamestown  
 Providence County, R.I. (part)  
 Central Falls  
 Cranston  
 East Providence  
 Pawtucket  
 Providence  
 Woonsocket  
 Burrillville  
 Cumberland  
 Johnston  
 Lincoln  
 North Providence  
 North Smithfield  
 Scituate  
 Smithfield  
 Washington County, R.I. (part)  
 Narragansett  
 North Kingstown  
 South Kingstown  
 Bristol County, Mass. (part)  
 Attleboro  
 North Attleboro  
 Norton  
 Rehoboth  
 Seekonk  
 Norfolk County, Mass. (part)  
 Plainville  
 Worcester County, Mass. (part)  
 Blackstone  
 Millville

**BROCKTON, MASS. SMSA**

Bristol County (part)  
 Easton  
 Norfolk County (part)  
 Avon  
 Plymouth County (part)  
 Brockton  
 Bridgewater  
 East Bridgewater  
 Halifax  
 West Bridgewater  
 Whitman

**LAWRENCE-HAVERHILL, MASS.-N.H. SMSA**

Essex County, Mass. (part)  
 Lawrence  
 Haverhill  
 Amesbury  
 Andover

**PA 1-1 LAWRENCE-HAVERHILL, MASS.-N.H. SMSA—con.**

Essex County, Mass.—con.  
 Georgetown  
 Groveland  
 Merrimac  
 Methuen  
 North Andover  
 Salisbury  
 West Newbury  
 Rockingham County, N.H. (part)  
 Atkinson  
 Hampstead  
 Kingston  
 Newton  
 Plaistow  
 Salem  
 Windham

**LOWELL, MASS.-N.H. SMSA**

Middlesex County, Mass. (part)  
 Lowell  
 Billerica  
 Chelmsford  
 Dracut  
 Tewksbury  
 Tyngsborough  
 Westford  
 Hillsborough County, N.H. (part)  
 Pelham

**PA 1-2 (Previously PA 2)****HARTFORD, CONN.-MASS.****HARTFORD, CONN. SMSA**

Hartford County (part)  
 Hartford  
 Avon  
 Bloomfield  
 Canton  
 East Granby  
 East Hartford  
 East Windsor  
 Enfield  
 Farmington  
 Glastonbury  
 Granby  
 Manchester  
 Marlborough  
 Newington  
 Rocky Hill  
 Simsbury  
 South Windsor  
 Suffield  
 West Hartford  
 Wethersfield  
 Windsor  
 Windsor Locks

**PA 1-2 HARTFORD, CONN. SMSA—con.**

Middlesex County (part)  
 Cromwell  
 East Hampton  
 Portland  
 Tolland County (part)  
 Andover  
 Bolton  
 Columbia  
 Coventry  
 Ellington  
 Hebron  
 Stafford  
 Tolland  
 Vernon  
 Willington  
 Litchfield County (part)  
 New Hartford  
 New London County (part)  
 Colchester

**NEW BRITAIN, CONN. SMSA**

Hartford County (part)  
 New Britain  
 Berlin  
 Plainville  
 Southington

**MERIDEN, CONN. SMSA**

New Haven County (part)  
 Meriden

**WATERBURY, CONN. SMSA**

Litchfield County (part)  
 Thomaston  
 Watertown  
 Woodbury  
 New Haven County (part)  
 Waterbury  
 Naugatuck borough  
 Beacon Falls  
 Cheshire  
 Middlebury  
 Prospect  
 Southbury  
 Wolcott

**NEW HAVEN-WEST HAVEN, CONN. SMSA**

New Haven County (part)  
 New Haven  
 West Haven  
 Bethany  
 Branford  
 East Haven  
 Guilford  
 Hamden  
 Madison  
 North Branford

**PA 1-2 NEW HAVEN-WEST HAVEN,  
CONN. SMSA—con.**

New Haven County—con.  
North Haven  
Orange  
Wallingford  
Woodbridge  
Middlesex County (part)  
Clinton

**BRIDGEPORT, CONN. SMSA**

Fairfield County (part)  
Bridgeport  
Shelton  
Easton  
Fairfield  
Monroe  
Stratford  
Trumbull  
New Haven County (part)  
Derby  
Milford

**SPRINGFIELD-CHICOPEE-****HOLYOKE, MASS.-CONN. SMSA**

Hampden County, Mass. (part)  
Chicopee  
Holyoke  
Springfield  
Westfield  
Agawam  
East Longmeadow  
Hampden  
Longmeadow  
Ludlow  
Monson  
Palmer  
Southwick  
West Springfield  
Wilbraham

**Hampshire County, Mass. (part)**

Northampton  
Belchertown  
Easthampton  
Granby  
Hadley  
Hatfield  
Southampton  
South Hadley

**Worcester County, Mass. (part)**

Warren

**Tolland County, Conn. (part)**

Somers

**MIDDLE ATLANTIC DIVISION**

PA 2-1 (Previously PA 3)

**NEW YORK, N.Y.-N.J.-CONN.****NEW YORK, N.Y.-N.J. SMSA**

Bronx, N.Y.  
Kings, N.Y.  
New York, N.Y.

**PA 2-1 NEW YORK, N.Y.-N.J.****SMSA—con.**

Putnam, N.Y.  
Queens, N.Y.  
Richmond, N.Y.  
Rockland, N.Y.  
Westchester, N.Y.  
Bergen, N.J.

**NASSAU-SUFFOLK, N.Y. SMSA**

Nassau  
Suffolk

**NORWALK, CONN. SMSA**

Fairfield County (part)  
Norwalk  
Weston  
Westport  
Wilton

**STAMFORD, CONN. SMSA**

Fairfield County (part)  
Stamford  
Darien  
Greenwich  
New Canaan

PA 2-2 (Previously PA 4)

**NEWARK, N.J.****NEWARK, N.J. SMSA**

Essex  
Morris  
Somerset  
Union

**JERSEY CITY, N.J. SMSA**

Hudson

**PATERSON-CLIFTON-PASSAIC,  
N.J. SMSA**

Passaic

**NEW BRUNSWICK-PERTH AMBOY-  
SAYREVILLE, N.J. SMSA**

Middlesex

**LONG BRANCH-ASBURY PARK,  
N.J. SMSA**

Monmouth

PA 2-3 (Previously PA 5)

**PHILADELPHIA, PA.-N.J.-MD.-DEL.****PHILADELPHIA, PA.-N.J. SMSA**

Bucks, Pa.  
Chester, Pa.  
Delaware, Pa.  
Montgomery, Pa.  
Philadelphia, Pa.  
Burlington, N.J.

**PA 2-3 PHILADELPHIA, PA.-N.J. SMSA—con.**

Camden, N.J.  
Gloucester, N.J.

**WILMINGTON, DEL.-N.J.-MD. SMSA**

New Castle, Del.  
Salem, N.J.  
Cecil, Md.

**TRENTON, N.J. SMSA**

Mercer

PA 2-4 (Previously PA 8)

**HARRISBURG, PA.****HARRISBURG, PA. SMSA**

Cumberland  
Dauphin  
Perry

**LANCASTER, PA. SMSA**

Lancaster

**YORK, PA. SMSA**

Adams  
York

PA 2-5 (Previously PA 7)

**READING-AlLENTOWN, PA.-N.J.****AlLENTOWN-BETHLEHEM-EASTON, PA.-  
N.J. SMSA**

Carbon, Pa.  
Lehigh, Pa.  
Northampton, Pa.  
Warren, N.J.

**READING, PA. SMSA**

Berks

PA 2-6 (Previously Market Area 31)

**NE PENNSYLVANIA, PA.-N.Y.****NORTHEAST PENNSYLVANIA, PA. SMSA**

Lackawana  
Luzerne  
Monroe

**BINGHAMTON, N.Y.-PA. SMSA**

Broome, N.Y.  
Tioga, N.Y.  
Susquehanna, Pa.

**ELMIRA, N.Y. SMSA**

Chemung



## PA 2-7 (Previously PA 9)

ALBANY-SYRACUSE, N.Y.  
SYRACUSE, N.Y. SMSA

Madison  
Onondaga  
Oswego

## UTICA-ROME, N.Y. SMSA

Herkimer  
Oneida

ALBANY-SCHENECTADY-  
TROY, N.Y. SMSA

Albany  
Montgomery  
Rensselaer  
Saratoga  
Schenectady

## PA 2-8 (Previously PA 10)

BUFFALO-ROCHESTER, N.Y.  
BUFFALO, N.Y. SMSA

Erie  
Niagara

## ROCHESTER, N.Y. SMSA

Livingston  
Monroe  
Ontario  
Orleans  
Wayne

## PA 2-9 (Previously PA-12)

PITTSBURGH, PA.-OHIO-W. VA.  
PITTSBURGH, PA. SMSA

Allegheny  
Beaver  
Washington  
Westmoreland

STUBENVILLE-WEIRTON, OHIO-  
W. VA. SMSA

Jefferson, Ohio  
Brooke, W. Va.  
Hancock, W. Va.

## WHEELING, W. VA.-OHIO SMSA

Marshall, W. Va.  
Ohio, W. Va.  
Belmont, Ohio

EAST NORTH  
CENTRAL DIVISION

## PA 3-1 (Previously PA-11)

CLEVELAND, OHIO-PA.  
CLEVELAND, OHIO SMSA

Cuyahoga  
Geauga  
Lake  
Medina

## AKRON, OHIO SMSA

Portage  
Summit

## CANTON, OHIO SMSA

Carroll  
Stark

## LORAIN-ELYRIA, OHIO SMSA

Lorain

YOUNGSTOWN-WARREN  
OHIO SMSA

Mahoning  
Trumbull

## ERIE, PA SMSA

Erie

## PA 3-2 (Previously Market Area 34)

## COLUMBUS, OHIO

## COLUMBUS, OHIO SMSA

Delaware  
Fairfield  
Franklin  
Madison  
Pickaway

## SPRINGFIELD, OHIO SMSA

Champaign  
Clark

## PA 3-3 (Previously PA 14)

## CINCINNATI, OHIO-KY.-IND.

## CINCINNATI, OHIO-KY.-IND. SMSA

Clermont, Ohio  
Hamilton, Ohio  
Warren, Ohio  
Dearborn, Ind.  
Boone, Ky.  
Campbell, Ky.  
Kenton, Ky.

## DAYTON, OHIO SMSA

Greene  
Miami  
Montgomery  
Preble

HAMILTON-MIDDLETOWN,  
OHIO SMSA

Butler

## PA 3-4 (Previously PA 13)

## DETROIT, MICH.-OHIO

## DETROIT, MICH. SMSA

Lapeer  
Livingston  
Macomb  
Oakland  
St. Clair  
Wayne

## FLINT, MICH. SMSA

Genesee  
Shiawassee

## TOLEDO, OHIO-MICH. SMSA

Fulton, Ohio  
Lucas, Ohio  
Ottawa, Ohio  
Wood, Ohio  
Monroe, Mich.

## ANN ARBOR, MICH. SMSA

Washtenaw

## PA 3-5

## CENTRAL MICHIGAN, MICH.

## LANSING-EAST LANSING, MICH. SMSA

Clinton  
Eaton  
Ingham  
Ionia

## KALAMAZOO-PORTAGE, MICH. SMSA

Kalamazoo  
Van Buren

## JACKSON, MICH. SMSA

Jackson

## BATTLE CREEK, MICH. SMSA

Barry  
Calhoun

## PA 3-6 (Previously Market Area 35)

## GRAND RAPIDS, MICH.

## GRAND RAPIDS, MICH. SMSA

Kent  
Ottawa

MUSKEGON-NORTON SHORES-MUSKEGON  
HEIGHTS, MICH. SMSA

Muskegon  
Oceana

## PA 3-7 (Previously PA 26)

## INDIANAPOLIS, IND.

## INDIANAPOLIS, IND. SMSA

Boone  
Hamilton  
Hancock  
Hendricks  
Johnson  
Marion  
Morgan  
Shelby

## ANDERSON, IND. SMSA

Madison

## MUNCIE, IND. SMSA

Delaware

## PA 3-8 (Previously PA 15)

CHICAGO, ILL.-IND  
CHICAGO, ILL. SMSACook  
DuPage  
Kane  
Lake  
McHenry  
WillGARY-HAMMOND EAST CHICAGO,  
IND. SMSALake  
Porter

## PA 3-9 (Previously PA 16)

MILWAUKEE, WIS.  
MILWAUKEE, WIS. SMSAMilwaukee  
Ozaukee  
Washington  
Waukesha

## KENOSHA, WIS. SMSA

Kenosha

## RACINE, WIS. SMSA

Racine

WEST NORTH  
CENTRAL DIVISION

## PA 4-1 (Previously PA 18)

ST. LOUIS, MO.-ILL.  
ST. LOUIS, MO.-ILL. SMSASt. Louis City, Mo.  
Franklin, Mo.  
Jefferson, Mo.  
St. Charles, Mo.  
St. Louis, Mo.  
Clinton, Ill.  
Madison, Ill.  
St. Clair, Ill.  
Monroe, Ill.

## PA 4-2 (Previously PA 27)

KANSAS CITY, MO.-KANS.  
KANSAS CITY, MO.-KANS. SMSACass, Mo.  
Clay, Mo.  
Jackson, Mo.  
Platte, Mo.  
Ray, Mo.  
Johnson, Kans.  
Wyandotte, Kans.

## LAWRENCE, KANS. SMSA

Douglas

## ST. JOSEPH, MO. SMSA

Andrew  
Buchanan

## TOPEKA, KANS. SMSA

Jefferson  
Osage  
Shawnee

## PA 4-3 (Previously PA 17)

MINNEAPOLIS-ST. PAUL, MINN.-WIS.  
MINNEAPOLIS-ST. PAUL, MINN.-  
WIS. SMSAAnoka, Minn.  
Carver, Minn.  
Chisago, Minn.  
Dakota, Minn.  
Hennepin, Minn.  
Ramsey, Minn.  
Scott, Minn.  
Washington, Minn.  
Wright, Minn.  
St. Croix, Wis.

## SOUTH ATLANTIC DIVISION

## PA 5-1 (Previously PA 6)

BALTIMORE, MD.  
BALTIMORE, MD. SMSABaltimore City  
Anne Arundel  
Baltimore  
Carroll  
Harford  
Howard

## PA 5-2 (Previously Market Area 32)

WASHINGTON, D.C.-MD.-VA.  
WASHINGTON, D.C.-MD.-VA. SMSADistrict of Columbia  
Charles, Md.  
Montgomery, Md.  
Prince Georges, Md.  
Alexandria City, Va.  
Arlington, Va.  
Fairfax City, Va.  
Falls Church City, Va.  
Loudon, Va.  
Manassas City, Va.  
Manassas Park City, Va.  
Prince William, Va.  
Fairfax, Va.

## PA 5-3 (Previously Market Area 33)

NORFOLK, VA.-N.C.  
NORFOLK-VIRGINIA BEACH-  
PORTSMOUTH, VA.-N.C. SMSAChesapeake City, Va.  
Norfolk City, Va.  
Portsmouth City, Va.  
Suffolk City, Va.  
Virginia Beach City, Va.  
Currituck, N.C.

## NEWPORT NEWS-HAMPTON, VA. SMSA

Gloucester  
Hampton City  
James City County  
Newport News City  
Poquoson City  
Williamsburg City  
YorkPETERSBURG-COLONIAL HEIGHTS-  
HOPEWELL, VA. SMSADinwiddie  
Hopewell City  
Petersburg City  
Prince George  
Colonial Heights City

## RICHMOND, VA. SMSA

Charles City County  
Chesterfield  
Goochland  
Hanover  
Henrico  
New Kent  
Powhatan  
Richmond City

## PA 5-4

GREENSBORO-RALEIGH, N.C.  
GREENSBORO-WINSTON SALEM-  
HIGH POINT, N.C. SMSADavidson  
Forsyth  
Guilford  
Randolph  
Stokes  
Yadkin

## BURLINGTON, N.C. SMSA

Alamance

## RALEIGH-DURHAM, N.C. SMSA

Durham  
Orange  
Wake

## PA 5-5

**CHARLOTTE-GREENVILLE, N.C.-SC.**  
**CHARLOTTE-GASTONIA, N.C. SMSA**  
 Gaston  
 Mecklenburg  
 Union

**GREENVILLE-SPARTANBURG,**  
**S.C. SMSA**  
 Greenville  
 Pickens  
 Spartanburg

## PA 5-6 (Previously PA 19)

**ATLANTA, GA.**  
**ATLANTA, GA SMSA**  
 Butts  
 Cherokee  
 Clayton  
 Cobb  
 De Kalb  
 Douglas  
 Fayette  
 Forsyth  
 Fulton  
 Gwinnett  
 Henry  
 Newton  
 Paulding  
 Rockdale  
 Walton

## PA 5-7 (Previously Market Area 43)

**TAMPA, FLA.**  
**DAYTONA BEACH, FLA. SMSA**  
 Volusia

**MELBOURNE-TITUSVILLE-**  
**COCOA, FLA. SMSA**  
 Brevard

**ORLANDO, FLA. SMSA**  
 Orange  
 Osceola  
 Seminole

**LAKELAND-WINTER HAVEN,**  
**FLA. SMSA**  
 Polk

**TAMPA-ST. PETERSBURG,**  
**FLA. SMSA**  
 Hillsborough  
 Pasco  
 Pinellas

## PA 5-8 (Previously Market Area 41)

**MIAMI, FLA.**  
**MIAMI, FLA. SMSA**  
 Dade

**FT. LAUDERDALE-HOLLYWOOD,**  
**FLA. SMSA**  
 Broward

**WEST PALM BEACH-BOCA RATON,**  
**FLA. SMSA**  
 Palm Beach

EAST SOUTH  
CENTRAL DIVISION

## PA 6-1 (Previously Market Area 37)

**LOUISVILLE, KY.-IND.**  
**LOUISVILLE, KY.-IND. SMSA**  
 Bullitt, Ky.  
 Jefferson, Ky.  
 Oldham, Ky.  
 Clark, Ind.  
 Floyd, Ind.

## PA 6-2 (Previously Market Area 38)

**NASHVILLE, TENN.-KY.**  
**NASHVILLE-DAVIDSON, TENN. SMSA**  
 Cheatham  
 Davidson  
 Dickson  
 Robertson  
 Rutherford  
 Sumner  
 Williamson  
 Wilson

**CLARKSVILLE-HOPKINSVILLE,**  
**TENN.-KY.**  
 Christian, Ky.  
 Montgomery, Tenn.

## PA 6-3 (Previously Market Area 39)

**MEMPHIS, IND.-MISS. ARK.**  
**MEMPHIS, TENN.-ARK.-MISS. SMSA**  
 Shelby, Tenn.  
 Tipton, Tenn.  
 Crittenden, Ark.  
 De Soto, Miss.

## PA 6-4 (Previously Market Area 40)

**BIRMINGHAM, ALA.**  
**BIRMINGHAM, ALA. SMSA**  
 Jefferson  
 Shelby  
 St. Clair  
 Walker

**TUSCALOOSA, ALA. SMSA**  
 Tuscaloosa

**ANNISTON, ALA. SMSA**  
 Calhoun

**GADSDEN, ALA. SMSA**  
 Etowah

WEST SOUTH  
CENTRAL DIVISION

## PA 7-1 (Previously Market Areas 44 and 45)

**NEW ORLEANS, LA.-MISS.-ALA.-FLA.**  
**BATON ROUGE, LA. SMSA**  
 Ascension  
 East Baton Rouge  
 Livingston  
 West Baton Rouge

**NEW ORLEANS, LA. SMSA**  
 Jefferson  
 Orleans  
 St. Bernard  
 St. Tammany

**BILOXI-GULFPORT, MISS. SMSA**  
 Hancock  
 Harrison  
 Stone

**PASCAGOULA-MOSS POINT,**  
**MISS. SMSA**  
 Jackson

**MOBILE, ALA. SMSA**  
 Baldwin  
 Mobile

**PENSACOLA, FLA. SMSA**  
 Escambia  
 Santa Rosa



## PA 7-2 (Previously PA 21)

HOUSTON, TEX.  
HOUSTON, TEX. SMSA  
Brazoria  
Fort Bend  
Harris  
Liberty  
Montgomery  
Waller

## BEAUMONT-PORT ARTHUR-

## ORANGE, TEX. SMSA

Hardin  
Jefferson  
Orange

## GALVESTON-TEXAS CITY,

## TEX. SMSA

Galveston

## PA 7-3 (Previously Market Area 49)

## SAN ANTONIO-AUSTIN, TEX.

## AUSTIN, TEX. SMSA

Hays  
Travis  
Williamson

## SAN ANTONIO, TEX. SMSA

Bexar  
Comal  
Guadalupe

## PA 7-4 (Previously PA 20)

## DALLAS-FORT WORTH, TEX.

## DALLAS-FORT WORTH, TEX. SMSA

Collin  
Dallas  
Denton  
Ellis  
Hood  
Johnson  
Kaufman  
Parker  
Rockwall  
Tarrant  
Wise

## PA 7-5 (Previously Market Area 48)

## TULSA-OKLAHOMA CITY, OKLA.

## TULSA, OK SMSA

Creek  
Mayes  
Osage  
Rogers  
Tulsa  
Wagoner

## OKLAHOMA CITY, OKLA. SMSA

Canadian  
Cleveland  
McClain  
Oklahoma  
Pottawatomie

## MOUNTAIN DIVISION

## PA 8-1 (Previously PA 22)

## DENVER, COLO.

## DENVER-BOULDER, COLO. SMSA

Adams  
Arapahoe  
Boulder  
Denver  
Gilpin  
Jefferson  
Douglas

## COLORADO SPRINGS, COLO. SMSA

El Paso  
Teller

## PA 8-2 (Previously Market Area 50)

## SALT LAKE CITY, UTAH

## SALT LAKE CITY-OGDEN,

## UTAH SMSA

Davis  
Salt Lake  
Tooele  
Weber

## PROVO-OREM, UTAH SMSA

Utah

## PA 8-3 (Previously Market Area 51)

## PHOENIX, ARIZ.

## PHOENIX, ARIZ. SMSA

Maricopa

## TUCSON, ARIZ, SMSA

Pima

## PACIFIC DIVISION

## PA 9-1 (Previously PA 23)

## SEATTLE-TACOMA, WASH.

## SEATTLE-EVERETT, WASH. SMSA

King  
Snohomish

## TACOMA, WASH. SMSA

Pierce

## PA 9-2 (Previously Market Area 52)

## PORTLAND, OREG.-WASH.

## PORTLAND, OREG.-WASH. SMSA

Clackamas, Oreg.  
Multnomah, Oreg.  
Washington, Oreg.  
Clark, Wash.

## SALEM, OREG. SMSA

Marion  
Polk

## PA 9-3 (Previously PA 24)

## SAN FRANCISCO, CALIF.

## SAN FRANCISCO-OAKLAND, CALIF. SMSA

Alameda  
Contra Costa  
Marin  
San Francisco  
San Mateo

## VALLEJO-FAIRFIELD-NAPA, CALIF. SMSA

Napa  
Solano

## SAN JOSE, CALIF. SMSA

Santa Clara

## SANTA ROSA, CALIF. SMSA

Sonoma

## SANTA CRUZ, CALIF. SMSA

Santa Cruz

## PA 9-4 (Previously Market Area 53)

## SACRAMENTO, CALIF.

## SACRAMENTO, CALIF. SMSA

Placer  
Sacramento  
Yolo

## STOCKTON, CALIF. SMSA

San Joaquin

## MODESTO, CALIF. SMSA

Stanislaus

## PA 9-5 (Previously PA 25)

## LOS ANGELES, CALIF.

## LOS ANGELES-LONG BEACH, CALIF. SMSA

Los Angeles

**ANAHEIM-SANTA ANA-  
GARDEN GROVE, CALIF. SMSA**  
Orange

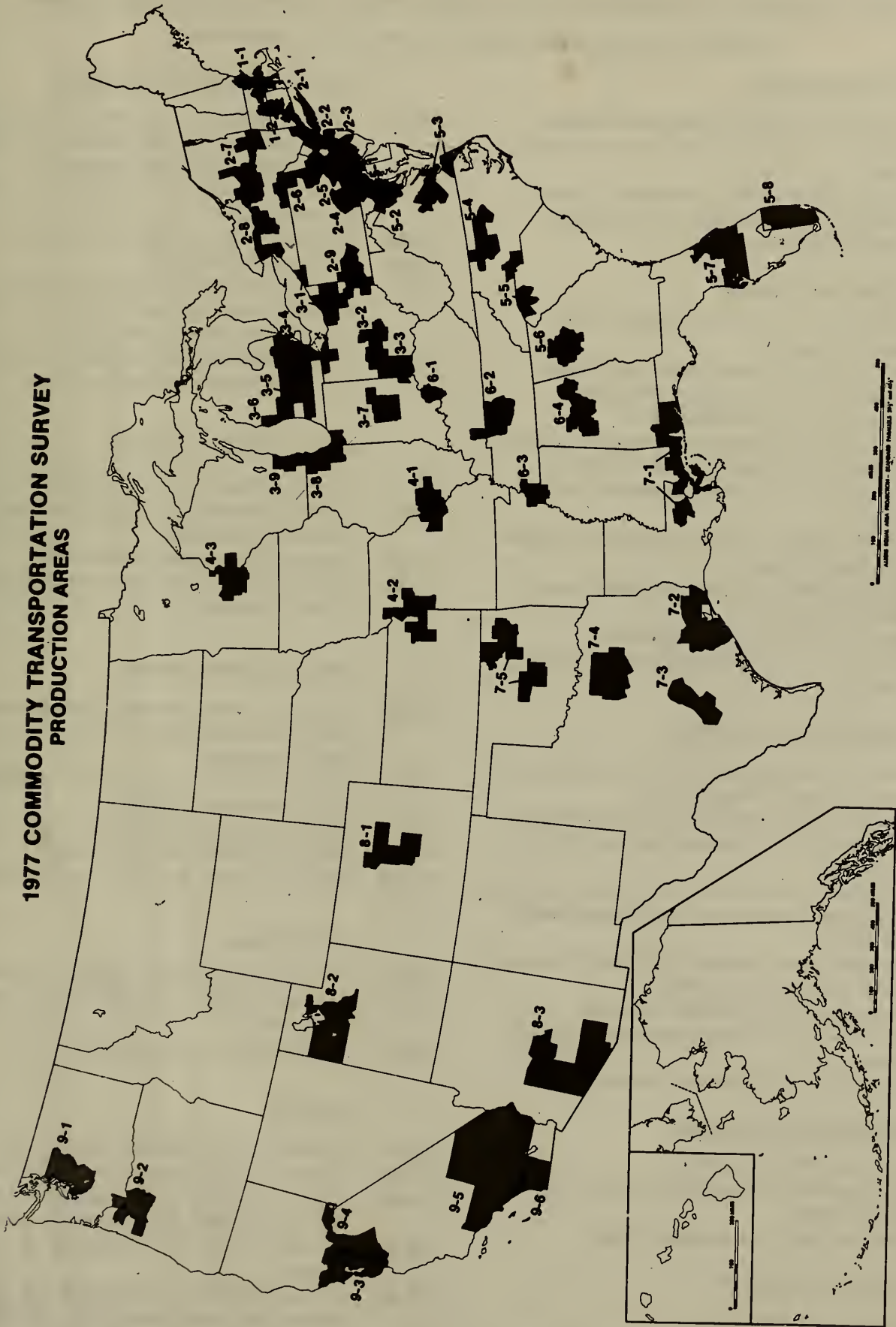
**OXNARD-SIMI VALLEY-VENTURA,  
CALIF. SMSA**  
Ventura

**PA 9-6 (Previously Marker Area 55)**

**RIVERSIDE-SAN BERNARDINO-  
ONTARIO, CALIF. SMSA**  
Riverside  
San Bernardino

**SAN DIEGO, CALIF.  
SAN DIEGO, CALIF.-SMSA**  
San Diego

1977 COMMODITY TRANSPORTATION SURVEY  
PRODUCTION AREAS



U.S. Department of Commerce  
BUREAU OF THE CENSUS



## 1977 COMMODITY TRANSPORTATION SURVEY PRODUCTION AREA DESCRIPTIONS

(Standard metropolitan statistical areas included in each production area)

### NEW ENGLAND

- PA 1-1 (Previously PA 1) Boston, Worcester, Providence-Warwick-Pawtucket, Brockton, Lawrence-Haverhill, Lowell
- PA 1-2 (Previously PA 2) Hartford, New Britain, Meriden, Waterbury, New Haven-West Haven, Bridgeport, Springfield-Chicopee-Holyoke

### MIDDLE ATLANTIC

- PA 2-1 (Previously PA 3) New York, Nassau-Suffolk, Norwalk, Stamford
- PA 2-2 (Previously PA 4) Newark, Jersey City, Patterson-Clifton-Passaic, New Brunswick-Perth Amboy-Sayreville, Long Branch-Asbury Park
- PA 2-3 (Previously PA 5) Philadelphia, Wilmington, Trenton
- PA 2-4 (Previously PA 8) Harrisburg, Lancaster, York
- PA 2-5 (Previously PA 7) Allentown-Bethlehem-Easton, Reading
- PA 2-6 (Previously Market Area 31) Northeast Pennsylvania, Binghamton, Elmira
- PA 2-7 (Previously PA 9) Syracuse, Utica-Rome, Albany-Schenectady-Troy
- PA 2-8 (Previously PA 10) Buffalo, Rochester
- PA 2-9 (Previously PA 12) Pittsburgh, Steubenville-Weirton, Wheeling

### EAST NORTH CENTRAL

- PA 3-1 (Previously PA 11) Cleveland, Akron, Canton, Lorain-Elyria, Youngstown-Warren, Erie
- PA 3-2 (Previously Market Area 34) Columbus, Springfield
- PA 3-3 (Previously PA 14) Cincinnati, Dayton, Hamilton-Middletown
- PA 3-4 (Previously PA 13) Detroit, Flint, Toledo, Ann Arbor
- PA 3-5 Lansing-East Lansing, Kalamazoo-Portage, Jackson, Battle Creek
- PA 3-6 (Previously Market Area 35) Grand Rapids, Muskegon-Norton Shores-Muskegon Heights
- PA 3-7 (Previously PA 26) Indianapolis, Anderson, Muncie
- PA 3-8 (Previously PA 15) Chicago, Gary-Hammond-East Chicago
- PA 3-9 (Previously PA 16) Milwaukee, Kenosha, Racine

### WEST NORTH CENTRAL

- PA 4-1 (Previously PA 18) St. Louis
- PA 4-2 (Previously PA 27) Kansas City, Lawrence, St. Joseph, Topeka
- PA 4-3 (Previously PA 17) Minneapolis-St. Paul

### SOUTH ATLANTIC

- PA 5-1 (Previously PA 6) Baltimore
- PA 5-2 (Previously Market Area 32) Washington, D.C.-Md.-Va.

### SOUTH ATLANTIC—Continued

- PA 5-3 (Previously Market Area 33) Norfolk-Virginia Beach-Portsmouth, Newport News-Hampton, Petersburg-Colonial Heights-Hopewell, Richmond
- PA 5-4 Greensboro-Winston Salem-High Point, Burlington, Raleigh-Durham
- PA 5-5 Charlotte-Gastonia, Greenville-Spartanburg
- PA 5-6 (Previously PA 19) Atlanta
- PA 5-7 (Previously Market Area 43) Daytona Beach, Melbourne-Titusville-Cocoa, Orlando, Lakeland-Winter Haven, Tampa-St. Petersburg
- PA 5-8 (Previously Market Area 41) Miami, Ft. Lauderdale-Hollywood, West Palm Beach-Boca Raton

### EAST SOUTH CENTRAL

- PA 6-1 (Previously Market Area 37) Louisville
- PA 6-2 (Previously Market Area 38) Nashville-Davidson, Clarksville-Hopkinsville
- PA 6-3 (Previously Market Area 39) Memphis
- PA 6-4 (Previously Market Area 42) Birmingham, Tuscaloosa, Anniston, Gadsden

### WEST SOUTH CENTRAL


- PA 7-1 (Previously Market Areas 44 and 45) Baton Rouge, New Orleans, Biloxi-Gulfport, Pascagoula-Moss Point, Mobile, Pensacola
- PA 7-2 (Previously PA 21) Houston, Beaumont-Port Arthur-Orange, Galveston-Texas City
- PA 7-3 (Previously Market Area 49) Austin, San Antonio
- PA 7-4 (Previously PA 20) Dallas-Fort Worth
- PA 7-5 (Previously Market Area 48) Tulsa, Oklahoma City


### MOUNTAIN

- PA 8-1 (Previously PA 22) Denver-Boulder, Colorado Springs
- PA 8-2 (Previously Market Area 50) Salt Lake City-Ogden, Provo-Orem
- PA 8-3 (Previously Market Area 51) Phoenix, Tucson

### PACIFIC

- PA 9-1 (Previously PA 23) Seattle-Everett, Tacoma
- PA 9-2 (Previously Market Area 52) Portland, Salem
- PA 9-3 (Previously PA 24) San Francisco-Oakland, Vallejo-Fairfield-Napa, San Jose, Santa Rosa, Santa Cruz
- PA 9-4 (Previously Market Area 53) Sacramento, Stockton, Modesto
- PA 9-5 (Previously PA 25) Los Angeles-Long Beach, Anaheim-Santa Ana-Garden Grove, Riverside-San Bernardino-Ontario, Oxnard-Simi Valley-Ventura
- PA 9-6 (Previously Market Area 55) San Diego








U.S. Bur. of the Census. Census  
1977 census of transportation. ~~11~~  
tion. Census 065  
Ref UN3  
HE 1977  
18 v.3  
2

**BUREAU OF THE CENSUS  
LIBRARY  
Washington, D.C. 20233**



CB/Bureau of the Census Library



5 0673 01034501 8