


WikiFUNDi

an offline Wiki that bridges the digital divide



Wiki Fundi


Have you ever wanted to work on a document with others, contribute to Wikipedia, or teach your students how to do so?

What is stopping you? ...

- Is data too expensive?
- Is access to the internet unreliable?
- Is your electricity supply unstable?

WikiFundi is your answer.

WikiFundi is ...



A student in Cameroon using WikiFundi (EP Foulassi 06) Photo: Geugeor, Wikimedia Commons, CC-BY-SA 4.0

the offline editing environment that mimics the experience of editing Wikipedia and provides a bridging experience for training, writing, article creation and collaboration.

WikiFundi is an open source software that provides an off-line editing environment that mimics the Wikipedia 'on-line' environment. It allows for teaching and content creation when technology fails, access does not exist or is too expensive, and electricity is unreliable. With WikiFundi, individuals, groups and communities can learn how to create and improve articles on a wiki, and can work collaboratively to build articles and other content.

3 ways WikiFundi can help you

WikiFundi has been designed to facilitate three distinct sectors:

- 1 Education:**
An easy-to-use teaching tool for schools and education programmes to teach how to read and analyse Wikipedia or Wikidia articles, or to teach how to create and contribute, transferring digital and academic skills. Resources are included in the package to assist students and teachers.
- 2 Outreach:**
As a tool that facilitates usergroups and volunteers when building the Wikimedia movement by providing a way to collectively edit in offline situations. Resources are included in the package to assist Wikimedia leads.
- 3 Entrepreneurship:**
A simple wiki platform used by individuals or small groups of digitally skilled entrepreneurs in poorly connected areas to create CVs, business plans, take meeting notes, produce reports, etc..

Open Infrastructure
Award Winners



WikiFundi
A wiki platform to bridge the digital divide and teach information literacy and writing skills



WikiFundi is a Wiki in Africa project created for the WikiAfrica movement under CC-BY-SA 4.0

Technical notes

- To work, WikiFundi needs a small portable local server (such as a Raspberry PI) that provides a local wifi network that users can then connect to and work on their articles.
- The WikiFundi software is open licenced and can be downloaded for free at anytime, and then installed on your own server. Download link: https://bit.ly/WIA_WikiFundi
- You need to install ("flash") the WikiFundi file onto a microSD card. We recommend the BalenaEtcher software.
- The standard WikiFundi set-up requires around 25 GB (buy your SD card with this in mind).
- The interface and the templates that enhance the look and feel of WikiFundi are available in three languages: English, French and Spanish. Within the wiki pages, you may use other languages if you prefer to.
- The Raspberry PI can be powered using a powerpack battery, if electricity is not available.
- The standard set-up includes many OER support materials. All those resources can also be accessed online for free at this link: https://bit.ly/WF_OfflineRecs
- It is possible to download larger packages that include many more offline resources provided by Kiwix, e.g. Wikipedia offline, Wikiquote, Wikisource, TEDx Talks, Gutenberg Library. Those packages need to be prepared on demand.

Contact us for more information: hello@wikiinafrica.org

Buy or download from
www.wikifundi.org



@WikiAfrica



WikiAfrica



WikiFUNDi for teachers

Open Infrastructure
Award Winners



Hugo, Orelie and Exauce Kabeya, students at the Sozo Foundation, Cape Town explain how WikiFundi works. Photo: Isla Haddow-Flood, CC-BY-SA 4.0

WikiFundi

Bridge the digital divide and teach information literacy and writing skills.

WikiFundi is an easy-to-use teaching tool. It is used by teachers in schools and education programmes where students explore and practice vital digital and academic skills, such as reading and analysing articles, article creation, research and citation, collaboration and content contribution. WikiFundi also has resources to assist students and teachers.

WikiFundi in the classroom

UNESCO's Media and Information Literacy (MIL) framework highlights three main competencies that can help foster critical engagement on digital platforms and develop responsible digital citizenship.

These three competencies are:

- access,
- evaluation, and
- the creation of information.

Teachers use Wikifund or Vikidia to help their students develop MIL competencies by learning to:

- understand their information needs,
- search for information from diverse sources,
- evaluate and analyse information and media content,
- understand how knowledge is created.

Students benefit by:

- gaining agency in the digital space,
- improving their information consumption habits,
- acquiring the skills needed to contribute content online, especially to platforms like Wikipedia, in their future, and
- transitioning from passive consumers of information to active creators of knowledge for the common good.

Learning to be a responsible digital citizen is much harder when internet access fails, is too expensive or is not available at all.

WikiFundi is important in three powerful ways:

1. WikiFundi provides a wiki-based platform that is similar to Wikipedia, where students can discover, experiment and become experts in editing wiki-based texts.
2. It provides examples of good Wikipedia articles that teachers show learners to study and analyse.
3. It provides offline resources to support the teaching activities and implement a thorough teaching program.

WikiFundi needs a small portable local server (such as a Raspberry PI) to work. This device provides a local wifi network that students connect to and then work on their articles. Once the articles are finished, the end result can be transferred to an online wiki page on Wikipedia, another Wikimedia project or Vikidia.

WikiChallenge African Schools

WikiFundi has been used since 2017 as an essential element of WikiChallenge Ecoles d'Afrique, a writing competition for primary schools in the Orange Foundation's Digital Schools Network. Over 4 years, 200 primary schools from disadvantaged and mostly unconnected areas have participated. Over 300 articles have been written by the children and published on Vikidia.

Get in touch with Wiki in Africa to learn more and share your own experiences at hello@wikiinafrica.org

Buy or Download WikiFundi from www.wikifundi.org



WikiFundi is a Wiki in Africa project created to support the WikiAfrica movement. The platform is designed by Florence Devouard and Isla Haddow-Flood, and developed by Florence Devouard, Emmanuel Engelhard (Kelson), Florent Kaisser, Renaud Gaudin, and other members of the community. It is funded by the Orange Foundation, Wikimedia Foundation and Wikimedia CH. The WikiFundi software and its documentation is licensed under CC-BY-SA 4.0.





WikiFUNDi for Wikimedians

Open Infrastructure
Award Winners



WikiFundi facilitates the training and contribution by volunteers to Wikimedia in whatever offline situation is required.

Sandister Tei, Wikimedian of the year, demonstrates WikiFundi at an Art + Feminism workshop in Ghana. Photo: WMGH Art+Feminism Workshop-12, by Owula kpakpo, Wikimedia Commons, CC-BY-SA 4.0

WikiFundi is a tool that facilitates the work of usergroups and volunteers when building the Wikimedia movement by providing a way for volunteers to collectively inform, train and edit in offline situations. There are training resources included in the package to Wikimedia outreach activities.

WikiFundi use in Wikimedia Outreach

WikiFundi is intended as both a short-term solution for unexpected interruptions to power or data in the middle of a Wikimedia session or as a long-term solution in situations where power or data are not accessible.

WikiFundi facilitates and provides for:

- the technical skills to set up and operate a wiki-based environment that moves beyond the challenges to internet access;
- the editorial skills to create text within a digital environment, how to insert images, apply formatting styles to content, implement fact-checking, researching and citations activities, etc.
- the development of collaborative and communication skills in working with others on multi-authored texts; and
- the ability to write real articles in an encyclopedic style for a global audience and thus know that their knowledge is valuable and valued.

WikiFundi provides the environment to teach, collaborate and contribute to knowledge about local cultures, experiences, and concerns in whatever Latin-alphabet language they require.

They can be used by collectives of Wikimedians or when working with GLAM, Education, and other content partners. Although the interface will be in English, French, or Spanish, local language articles can be created. For example, articles in isiXhosa, chiShona, or Kiswahili can be written and transferred to those respective language Wikimedia projects once created in WikiFundi.

Technical information

WikiFundi requires:

- a) A server solution (such as Raspberry PI).
- b) An SD card that will host the Operating System and WikiFundi software plus any resources you might consider useful (such as Wikipedia offline).
- c) Electricity (use regular electricity power or a battery).

To set up:

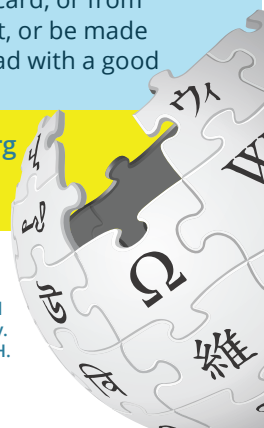
- a) Download the standard version of the software (25 GB).
- b) Contact Wiki in Africa to discuss which additional offline Kiwix resources you would like on your package (it may easily represent 180 GB). Large content could either be provided directly on a fully prepared SD card, or from a drive transfer during a Wikimedia event, or be made available from an URL for you to download with a good internet connection.

Get in touch with Wiki in Africa to learn more and share your own experiences at hello@wikiinafrica.org

Buy or Download WikiFundi from www.wikifundi.org



WikiFundi is a Wiki in Africa project created to support the WikiAfrica movement. The platform is designed by Florence Devouard and Isla Haddow-Flood, and developed by Florence Devouard, Emmanuel Engelhard (Kelson), Florent Kaisser, Renaud Gaudin, and other members of the community. It is funded by the Orange Foundation, Wikimedia Foundation and Wikimedia CH. The WikiFundi software and its documentation is licensed under CC-BY-SA 4.0.



WikiFUNDi for Entrepreneurs

Open Infrastructure
Award Winners



*Ever needed
your own wiki?
WikiFundi is an
answer.*

Members of the WikiChallenge 2021 team in Cameroon. Photo: Formation WikiChallenge 2021 au Cameroun 17, by Minette Lontsie, Wikimedia Commons, CC-BY-SA 4.0

You love Wikipedia. This is such a cool website. You often thought you would also love to have your own wiki environment, for purely personal use or to use within your own group or within a small business. A digital space where you could take notes during a meeting, write future Wikipedia articles or blog posts, or draft a proposition for a partner, collaboratively write a report. Any of those uses are practical on a wiki.

You may have tried to set up your own wiki in the past. And you may have tried to set up Mediawiki (the software powering Wikipedia) on your own computer.

Perhaps it turned out to be very complicated to install and you gave up.

Or perhaps you managed to set up MediaWiki, only to find out that the vanilla version lacked many of the cool functionalities and templates available on Wikipedia. Those templates make a wiki website look and feel like Wikipedia.

Or perhaps you set up Mediawiki on your PC, but can not use it with your colleagues and partners because it only operates on YOUR PC.

Or perhaps you find access to the internet unreliable, data too expensive, electricity supply unstable.

WikiFundi as a solution

- 1) WikiFundi is the wiki environment you can use within a group to do what is usually done on a wiki. Prepare Wikipedia articles, write collaborative notes, draft reports, prepare documents.. at your own pace.
- 2) WikiFundi is initially based on Mediawiki, just as Wikipedia is. So you will find yourself in a known environment.

- 3) WikiFundi is set up so that it looks very much like Wikipedia, with a simplified interface. Many of the cool templates you are used to and love on Wikipedia (such as infoboxes) are there.
- 4) WikiFundi is designed to work using a Raspberry PI and a SD card. Set up is simple and straightforward. Download the software, flash an SD card, insert the card in the Raspberry, switch on the Raspberry. When prompted, join the network and launch the app. That's it!
- 5) It's portable: once initial set-up has been done ... put the Raspberry in your pocket and carry it with you everywhere. Create a local wifi network on the fly by simply starting the raspberry and access and share with your group your very own wiki environment!

What you need to launch WikiFundi

- Raspberry PI server or similar.
- SD card to host the operating system and software.
- Powerpack battery (optional).
- WikiFundi software.
- Software that adds WikiFundi to the microSD card.

Get in touch with Wiki in Africa to learn more and share your own experiences at hello@wikiinafrica.org

Buy or Download WikiFundi from www.wikifundi.org



WikiFundi is a Wiki in Africa project created to support the WikiAfrica movement. The platform is designed by Florence Devouard and Isla Haddow-Flood, and developed by Florence Devouard, Emmanuel Engelhard (Kelson), Florent Kaisser, Renaud Gaudin, and other members of the community. It is funded by the Orange Foundation, Wikimedia Foundation and Wikimedia CH. The WikiFundi software and its documentation is licensed under CC-BY-SA 4.0.

