

National Bureau of Standards
Library, E-01 Admin. Bldg.
NOV 4 1970

NBS TECHNICAL NOTE 526

NATIONAL BUREAU
OF STANDARDS
LIBRARY

MAR 6 1973

171708

QC100

U5753

UNITED STATES
DEPARTMENT OF
COMMERCE
PUBLICATION



NA
STA
70
OR
GE

REYNOLDS BINDERY, INC. - 1703 LISTER - KANSAS CITY, MO.

U.S.
DEPARTMENT
OF
COMMERCE
National
Bureau
of
Standards

Tabulation of Published Data on Electron Devices of the U.S.S.R. Through March 1970

UNITED STATES DEPARTMENT OF COMMERCE
Maurice H. Stans, Secretary
NATIONAL BUREAU OF STANDARDS • Lewis M. Branscomb, Director



TECHNICAL NOTE 526

ISSUED OCTOBER 1970

Nat. Bur. Stand. (U.S.), Tech. Note 526, 122 pages (Oct. 1970)
CODEN: NBTNA

Tabulation of Published Data on Electron Devices of the U.S.S.R. Through March 1970

Charles P. Marsden

Electronic Technology Division
Institute for Applied Technology
National Bureau of Standards
Washington, D.C. 20234



(Supersedes Technical Note 441)

NBS Technical Notes are designed to supplement the Bureau's regular publications program. They provide a means for making available scientific data that are of transient or limited interest. Technical Notes may be listed or referred to in the open literature.

FOREWORD

This tabulation of published data on electron devices of the U.S.S.R. has been prepared as part of the National Bureau of Standards Electron Devices Data Service. Established in 1948 to provide technical data on radio tubes to members of the Bureau staff, the service has since been extended to other scientists and engineers in government and industry. In the course of the program, a large volume of information on tubes, transistors, diodes, and other electron devices has been accumulated. To make this information more readily available, a system has been worked out for automatically tabulating the data in handbook form. Previous tabulations include Tabulation on Data on Microwave Tubes, NBS Handbook 104 (1967) and Tabulation of Data on Receiving Tubes, NBS Handbook 103 (1967).

The present tabulation, updating Technical Note 441, is the result of compilation efforts extending over the past ten years. All the included information was taken from published specifications, and every effort has been made to ensure accuracy and completeness. However, the Bureau cannot assume responsibility for omissions nor for results obtained with these data.

Lewis M. Branscomb, Director

CONTENTS

		Page
1.	Introduction.	viii
2.	Description of the Tabulation	viii
3.	Organization of the Tabulation.	ix
4.	Terminology Used in the Tabulation.	x
5.	Groups:	
I	Numerical.	1
II	Receiving Tubes.	24
III	Power Tubes.	38
IV	Rectifier Tubes.	43
V	Voltage Regulator Tubes.	45
VI	Current Regulator Tubes.	45
VII	Thyratrons	46
VIII	Cathode Ray Tubes.	48
IX	Microwave Tubes.	53
X	Transistors.	56
X-A	Integrated Circuits.	69
XI	Diodes - Rectifiers.	75
	XI-A Diodes - Switching.	80
	XI-B Diodes - Tunnel	80
	XI-C Diodes - Switch Control	81
	XI-D Diodes - Varactors.	81
	XI-E Diodes - Miscellaneous Diodes	81
XII	Diodes - Power Rectifiers.	82
	XII-A Diodes - Silicon Controlled Rectifiers	83
XIII	Diodes - Regulators.	85
XIV	Diodes - Mixers and Detectors.	87
XV	Diodes - Photoconductive Devices	88
XVI	Photo and Photomultiplier Tubes.	89
XVIII	Thermocouple	91
XIX	Thermistors.	91
XX	Strobotrons.	92
XXI	Counters	93
XXII	Discharge Diodes	95
XXIII	Decatrons.	95
XXIV	Light Amplifiers	95
XXV	Tube Base Connections.	96

on

Tabulations of Electron Devices of the U.S.S.R.

This revision is actually the sixth revision in this series of Tabulations of Electron Devices Of The U.S.S.R. published over the past nine years. They document the growth of the U.S.S.R. electron device industry to a degree in that a concerted attempt has been made to include all published data on their devices. Of course, no attempt has been made to penetrate their classified data and we have no knowledge of the time lag between classified pilot or serial production and data publication.

The growth of published device data is detailed in Table No. 1 which shows the increase in the number of device types in the various groups. Generally this increase, in the receiving tube area, has been in sub-miniature types and, in the transistor area, germanium types are still increasing faster than silicon types. The former transistor types have always been more numerous by a fairly large factor, as shown at the bottom of Table No. 1. In fact, during the past two years, the number of silicon devices more than doubled but still is only a third of the germanium devices.

There is no equivalent of the complete data sheet, with characteristic curves, as published by the European, Japanese, and United States device manufacturers, in the U.S.S.R. technology, and while their national (GOST) device specifications are quite complete, they appear to be delayed in publication. Furthermore, the published data is not consistent between different publications. For this reason, considerable effort is expended in intercomparing their data in the available publications, in selecting data for this tabulation to assure that the data is the probably correct value.

The sources of data for this tabulation are the books published by the institutes, the export brochures and the data contained in magazines and journals.

New prefix letters for transistors have been used during the past two or three years. The letters "G" and "K" designate germanium and silicon respectively. These are followed by the letters "D" or "T" for diodes or transistors. These letter prefixes appear to replace the "1T" and "2T" designations initiated three years ago but these type numbers have been retained in this tabulation until this can be ascertained definitely.

The prefix letter "M" was used for the first time about 3 years ago and is now quite common preceding the "P number" to indicate that the transistor enclosure is a cold weld between the copper cap and the glass-sealing alloy header.

The new Group X-A on integrated circuits introduced at the Paris fair in the Spring of 1969 is included. These devices range from a simple assembly of diodes to 30 transistors both in bipolar and MOS structures for a total of 314 devices tabulated. While the data on these devices is limited, the tabulation is arranged to include all the information presented.

Finally there is another new group of switching diodes, i.e., X-E, which includes "PIN" and Backward diodes.

Group	NBS	NBS	TN186	TN265	TN441	TN526
	6637	7481	6/3/63	10/1/65	10/67	12/69
I Numerical Listing	642	1362	1631	2360	2373	3020
II Receiving Tubes	262	316	328	383	443	461
III Power Tubes	89	147	176	176	179	188
IV Rectifying Tubes		53	68	80	80	86
V Voltage Regulator Tubes		23	30	33	38	38
VI Current Regulator Tubes		8	9	9	9	9
VII Thyratrons	26	42	69	54	60	79
VIII Cathode Ray Tubes	59	87	100	109	115	157
IX Microwave Tubes	13	17	20	27	101	101
X Transistors	77	125	160	265	296	438
X-A Integrated Circuits						317
XI Rectifier Diodes	84	108	108	200	200	238
XI-A Switching Diodes				16	16	16
XI-B Tunnel Diodes				8	26	26
XI-C Control Rectifiers				10	10	10
XI-D Varactors				6	7	7
XI-E Misc.						26
XII Power Rectifiers			29	29	29	29
XII-A Silicon Control Rectifiers				40	56	68
XIII Regulator Diodes		8	8	41	89	103
XIV Mixer and Detector Diodes		37	37	33	44	50
XV Photoconductive Diodes		4	23	29	29	45
XVI Photodiodes and Multipliers		25	63	73	72	93
XVII Flash Tubes			12			
XVIII Thermocouple Tubes		15	15	15	15	15
XIX Thermistors	31	19	23	23	35	55
XX Strobotrons		12	23	23	23	23
XXI Counter Tubes		41	41	68	68	69
XXII Discharge Tubes			20	25	25	31
XXIII Decatrons			4	4	8	9
XXIV Light Amplifiers			2	2	2	2
XXV Tube Base Connections		164	162	173	212	225
Total Devices	641	1087	1368	1781	2075	2789
Transistors Germanium	73	119	140	224	248	329
Transistors Silicon	4	6	20	41	48	102

Tabulation of Published Data on Electron Devices of the U.S.S.R.

Through March 1970

Charles P. Marsden

This tabulation includes published data on U.S.S.R. electron devices as collected from publications, mostly handbooks, published by the various ministries and institutes of the U.S.S.R. Information is given on all active devices ranging from receiving to microwave devices, semiconductor devices, and miscellaneous devices such as, for example, photographic flash tubes and thermistors.

Key words: Electron devices; electron tubes; semiconductors; U.S.S.R.

1. Introduction

The increased circulation of published literature and the importation of equipment from the U.S.S.R. has created a need for factual information about Russian electron devices. To satisfy this need, the National Bureau of Standards Electron Devices Data Service has prepared the present tabulation in a format that could be reproduced directly from punched cards.

This publication is the sixth revision and is an expansion of Technical Note No. 441 published in July, 1968. More than 500 new types have been added.

The sources of the data are the various publications produced in the U.S.S.R. and include books published by the various ministries, and technical magazines. To assure that the device values selected for use in this tabulation are the probably correct values, considerable effort has been taken to intercompare data from available publications. Because data for any one device may be derived from a number of intercompared sources, no references are given.

2. Description of the Tabulation

Within each group the type numbers are arranged in alpha-numerical order; the first numerical part of the type number is used as the prime sorting means. Alphabetical prefixes are secondary sorting means and alphabetical postfixes are tertiary means. For example, in the numerical listing, these type numbers will be found in the following order:

Alphabetical sorting is performed according to the English alphabet rather than the Russian which was transliterated according to the recommended practice of the Library of Congress as shown below:

A	A	K	K	T	T
Б	B	Л	L	У	U
В	V	М	M	Ф	F
Г	G	Н	N	Х	Kh
Д	D	О	O	Ц	Ts
Е	Ye	П	P	Щ	Sh
Ж	Zh	Р	R	Э	E
И	I	С	S	Я	JA

3. Organization of the Tabulation

Data in the 31 groups of the tabulation are presented with columnar headings appropriate to each group.

Group I is a numerical listing of all type numbers in the complete tabulation and also includes discontinued and obsolete type numbers. All these types are defined by a three-letter code to indicate the kind and type of device. Furthermore, under the heading "Group No.", Roman numerals are used to show the group number under which the data for a type will be found. The last column contains the GOST (USSR State National Standard) Specification Number (followed by the year of publication of the specification) is shown for the type number. These specifications include the information in and follow the format of the domestic military specifications.

Group I also constitutes an interchangeability list and known similar types are so identified. The following symbol code indicates the geographic area of manufacture and identifies obsolete or inactive devices.

\$ Domestic manufacture
= European "
+ Russian "
* Obsolete or inactive

These symbol explanations apply only to Group I. Because the card punch limits the number of available symbols, the asterisk is used in tabulations for other groups with different meanings as noted in the columnar headings.

Titles of Groups II-XXIV describe the particular class of device listed under each group. Individual type numbers are arranged in alpha-numerical order as described on page 1 under the heading: "2. Description of the Tabulation."

Under each columnar heading, the device characteristic is expressed in the most commonly used units. For example under the heading of Maximum Plate Current (I_p), the unit in the heading is mA (milliamperes). However, where the data are in amperes, the value will be tabulated with the number followed by the letter "A", e.g., 15A. All such letters used to indicate a unit change are included in the list of alphabetic symbols under "4.4 Code" on page 5.

A blank in any column indicates that no value was given in the available data.

Group XXV, "Tube Base Connections", lists the basing connections for the particular "Base No." of the previous groups by a system compatible with punched-cards, coding.

Instead of the usual base diagram or line drawing, the number of each base pin is given in the column whose heading is the appropriate electrode symbol. This system was developed because many of the Soviet types have base connections which do not conform to the standard base designations of the Electronic Industries Association. In those instances where an electrode is connected to more than one base pin, only the lowest numbered pin is shown in the tabulation.

Outline drawings are shown for semiconductor diodes, transistors and integrated circuits.

4. Terminology used in the Tabulation

4.1 Column Headings

Headings used in the various formats are either the standard symbols as defined by the Institute of Electrical and Electronics Engineers or words descriptive of the given device characteristic. Headings are not further defined due either to the difficulties of translation or lack of definite information.

4.2 Bulb Size

This column heading, which is used in the Receiving, Power, Rectifier, etc. Groups, uses a special code to describe the bulb shape and size. the numerical part of the code indicates the diameter of the glass bulb or metal anode (power tubes) in eighths of an inch according to the Electronic Industries Association. The alphabetical part of the code is explained on the following page.

PREFIX

A - Air-cooled anode
B - Bell-shape
C - Ceramic construction
G - Globe-shaped bulb
F - Flat top of Soviet design
M - Metal tube
P - Spiral
R - Ring-shaped
S - ST design, i.e., the domed
conical shaped glass bulb
T - Cylindrical shape
U - U-shape flash tube
V - Vapor-cooled anode
W - Water-cooled anode

POSTFIX

B - Button glass stem
F - Flat press glass stem

For example, a "T3F" would be a cylindrical bulb with a flat press having a diameter of 3/8 inch.

4.3 Special Symbols

Receiving tubes (Group II) have postfixed letters with the following meaning:

"V" - Ruggedized tubes with 500 hour life
"K" - Vibration tested
"Ye" - 3,000 to 10,000 hour long-life tubes
"I" - Intended for pulse use

Rectifier Diodes (Group XI) with postfixed letter "P" are available in reverse polarity.

4.4 Code

Due to the limitations of available columns in the punched card, one- to three-letter codes have been developed and used in the tabulation. These have been so chosen as to be readily understood. The following table lists code meanings alphabetically by code.

A	Change of unit to amperes	DWD	With duodiode, e.g., triode duodiode
AAB	Alpha and Beta radiation	E	Common emitter operation
ACO	Acorn tube	EL	Electrometer Tube
ADR	And/or logic	ELM	Electromagnetic focus or deflection
AF	{ Audio frequency Forced Air cooling	ELS	Electrostatic focus or deflection
AHE	Argon-Helium gas-filled	EXP	Expander
AHN	Argon-Helium-Neon gas-filled	F	Filamentary type cathode
AKN	Argon-Krypton gas-filled	FE	Iron cathode; counter tube
AL	Alumium cathode; countertube	FLP	Flip-Flop
ALP	Alpha radiation	G	Giga (10^9)
AMP	Alumium-Magnesium alloy with potassium surface	GAM	Gamma radiation
AMP	Amplifier	GAN	Germanium alloy, n-type
AN	Natural air cooling	GAP	Germanium alloy, p-type
AND	And Logic	GAS	Gallium Arsenide
ANR	And/Nor Logic	GDN	Germanium diffused junction, n-type
AR	Argon gas-filled	GDP	Germanium diffused junction, p-type
ARC	Arc rectifier-Mercury pool	GE	Germanium
BA	Barium (metal) cathode	GEA	Germanium alloy junction
BAG	Beta and gamma radiation	GEM	Germanium Mesa Structure
BAL	Ballast or current regulator	GEP	Germanium point-contact
BAO	Barium oxide cathode	GPN	Germanium, planar, n-type
BEA	Beam Pentode	GPP	Germanium point-contact, p-type
BET	Beta radiation	GR	{ Green luminescence Graphite cathode; counter tube
BIS	Bismuth sulphide	GS	Gas-filled
BL	Blue luminescence	GSP	Germanium surface-barrier, p-type
BF	Boron Fluoride Quenching	GTB	Gated beam pentode
BWT	Backward Wave Tube	H	Heater type cathode
BWD	Backward diode	h	Hecto (10^2)
C	{ Circular dynode arrangement Common collector operation Cold Cathode Continuous wave operation	HE	Helium gas-filled
CAM	Copper-Aluminum-Magnesium	HEX	Hexode
CDS	Cadmium sulphide	HG	Mercury vapor-filled
CDSE	Cadmium selenide	HK	Hydrogen-krypton gas-filled
CH	Charactron	HPT	Heptode
CN	Converter	HY	Hydrogen gas-filled
CO	Coax Connector	IC	Iconoscope
COM	{ Commutator tubes Temperature Compensation	ID	Indicator tube
CON	{ Control Switch Temperature Control	IGN	Ignitron tube
COU	Counter tube	IM	Image orthicon
CP	Cap, external, in tabulation of bases	INV	Inverter
CSB	Cesium antimony photo surface	k	Kilo (10^3)
CU	Copper cathode; counter tube	K	Potassium
CYL	Cylindrical shape (Thermistors)	KLA	Klystron Amplifier
DBA	Double anode beam pentode	KLO	Klystron Oscillator
DEC	Decatron	KX	Krypton-xenon gas-filled
DET	Detector operation	L	Linear dynode arrangement
DIO	{ Diode With diode, e.g., triode-diode	LAM	Light Amplifier
DSC	Disc shape	LD	Lead cathode; counter tube
DT	Dark trace CR tube	LIM	Limiter
DTL	Diode-Transistor Logic	LIT	Lighthouse
DUO	{ Double, e.g., double diode with separate cathodes Duo diode (single cathode)	LO	Long persistence screen
		M	Mega (10^6)
		MAG	Magnetron
		MCR	Metal-ceramic tube

MD	Medium persistence screen	SCC	Scintillation Counters
MEA	Temperature measurement	SCG	Space-charge Grid (with)
MG	Magnesium cathode	SCH	Schmitt Trigger
MMP	MOS Amplifier	SCR	Silicon controlled-rectifier
MOR	MOS - or Logic	SDN	Silicon diffused junction, n-type
MOS	Metal-Oxide-Semiconductor	SEN	Silicon planar epitaxial-npn
MND	MOS-Nand Logic	SH	Short persistence screen
MNR	MOS Nor Logic	SI	Silicon
MVB	Multivibrator	SIA	Silicon alloy junction
MX	} Mixer	SID	Silicon Diffused junction
MIX		SIN	Single e.g.,single triode
N	n-type construction S/C	SIM	Silicon Mesa
n	Nano - 10 ⁹	SIP	Silicon, point contact
NA	Neon-Argon gas-filled	SI4	Silicon, 4-layer rectifier
NDR	Nand/Nor Logic	SM	Secondary emission pentode
NE	Neon gas-filled	SN	Tin Cathode; counter tube
NEH	Neon-helium gas-filled	SPN	Silicon planar n-type
NEU	Neutron	SQ	Self-quenching type of counter
NI	Nickel cathode	SS	Stainless Steel; Counter tube
NK	Neon-krypton gas-filled	ST	Storage tube
NO	} Noise Generator	SWI	Switching diode or mode
NOI		T	Thoriated tungsten cathode
NND	Nand Logic	TET	Tetrode
NOR	Nor Logic	THM	Thermocouple tube
NSP	Nuclear Spectrometry	THY	Thyratron
NUV	Nuvistor	TMS	Thermistor
OD	Double beam oscilloscope tube	TRD	With triple diode
OG	Orange-Green Luminescence	TRI	} Triode With Triode e.g.,pentode-triode
ONR	Or/Nor Logic	TTL	
OR	Or Logic	TUN	Tunnel Diode
ORD	Or/And Logic	TV	} Television tube Television circuits
OS	Oscilloscope tube	TWN	
OSC	Oscillator	μ	Micro (10 ⁶)
P	} Pulse operation p-type construction	U	U-shaped
PA		Power amplifier	UF
PB	Purple-Blue luminescence	UV	Ultra violet Radiation
PBS	Lead Sulphide	V	Venetian-blind dynode
PEN	Pencil tube	VAR	Varactor
PHM	Photomultiplier	VC	Vacuum
PHO	Phototube	VB	Violet-blue luminescence
PIN	Pin type diode	VI	Vidicon
PND	} Pentode With pentode e.g.,triode,- pentode	VID	Video detector
POW		Power rectifier	VR
PR	Projection Kinescope	W	} Change of units to watts Tungsten cathode Water-cooled
PT	Phototelegraph Reproduction	WG	
PTG	Pentagrid	WH	White luminescence
R	Rectangular-diagonal dimension	XE	Xenon gas-filled
RA	Radar	YG	Yellow Green luminescence
RD	Red luminescence	YO	Yellow-Orange luminescence
REG	Regulator (voltage)	3C	Three color screen for television
RF	Radio frequency	50	Oscilloscope Tube, 5 Beam
RTL	Resistor-Transistor Logic	*	} Meaning of symbols indicated in Column Heading
S1-S7	Spectral sensitivity of photo surface	#	
S	Max. dimension of cathode ray tube face	<	Less than (before digits)
SAN	Silicon alloy, n-type	*	Obsolete type
SAP	Silicon alloy, p-type		

GROUP I, NUMERICAL

TYPE NUMBER	KIND	TYPE	TABLE NO.	SIMILAR TYPES	COST SPEC. NO.
144					
FS-AG	PHC	XV	XA		
FS-A0	PHC	XV	XV		
FS-AV	PHC	XV	XV		
FS-D0	PHC	XV	XV		
FS-KG	PHC	XV	XV		
FS-K0	PHC	XV	XV		
FS-KV	PHC	XV	XV		
TOS-M	TMS	CUN	XIX		
U.24B12-18	BAL	SIN	VI		
U.3817-35	BAL	SIN	VI		
U.3865-135	BAL	SIN	VI		
U.425055-12	BAL	SIN	VI		
U.6P25	PND	SIN	II	CK505AX	
U.62H0B	PND	SIN	II		
U.85B55-12	BAL	SIN	VI		
GR-0.0/1.6	JWD	SIN		GR1-0.25/1.5+	
GRI-0.25/1.5	DWD	SIN	IV		
TG-0.3/0.3	TRI	THY		TG1-0.1/0.3+, 8845	
TG-0.5/1.3	TET	THY		TG1-0.1/1.3+, 20505	
V60251500	DIO	SIN		GR1-0.25/1.5+	
AS-1	COU	XXI			
D1A	REC	XI			
D1B	REC	XI			
D1D	REC	XI			
D1G	REC	XI			
D1V	REC	XI			
D1YE	REC	XI			
D1ZH	REC	XI			
DG-S1	MIX	XIV			
DG-TS1	REC	XI		D2G+	
DK-11	MIX	XIV			
DN-S1	MIX	XIV			
DK-V1	DET	XIV			
DL-S1	MIX	XIV			
F-1	PHO	XVI			
FD-1	PHC	XV			
FUK-1	PHC	XV			
FEU-1	PHM	XVI			
FEU-1B	PHM	XVI			
FEU-1B1V	PHM	XVI			
FEU-1B2V	PHM	XVI			
FEU-1S	PHM	XVI			
FEU-1V	PHM	XVI			
FS-A1	PHC	XV			
FS-D1	PHC	XV			
FS-K1	PHC	XV			
FSA-G1	XV				
FSD-G1	XV				
FSK-G1	XV				
FSK-P1	XV				
FT-1	PHC	XV			
FIG-1	PHC	XV			
GE-1	TET	SIN III		GKE-100*	
GG-1-0.3/8	DIO	SIN IV			
GG1-0.5/5	DIO	SIN IV		VG1.5/5000+	13705-68
GG-1-0.5/20	DIO	SIN IV			
GG-1-1/22	DIO	SIN IV			
GG-1-2/5	DIO	SIN IV			
GG-1-2/10	DIO	SIN IV			
GG-1.5/15	DIO	SIN		GG1-0.5/5+	
GK1A	TRI	SIN III			
GM1A	TRI	SIN III			
GM1P	TRI	SIN III			
GMI-1B	TRI	SIN III			
GR1-02/15	DIO	SIN IV			
GR-1-0.3/8.5	DIO	SIN IV			
GR-1-25/15	DWD	SIN IV			
GS-1B	TRI	SIN III			
GUZH-1	PND	SIN		6411+	

GROUP I, NUMERICAL

TYPE NUMBER	KIND	TYPE	TABLE NO.	SIMILAR TYPES	COST SPEC. NO.
I-1-25/0.8			IV		
I-1-50/20			IV		
-I-1-70/0.8	TRI	IGN	IV	5551A5	
I-1-100/1.5	TRI	IGN	IV		
I-1-140/0.8	TRI	IGN	IV	5552A5	
I-1-350/0.8	TRI	IGN	IV	76735	
IN-1	UEC		XXIII		
KF-1	TET	TWN		GU-29+, 829B5	
KMT-1	TMS		XIX		
KZH1	*PND	SIN		6411*	
LD1	*TRI	SIN		12535+	
LG-1	JWD	SIN		12KH35+	
LI-1	IC		VIII		
MMT-1	TMS		XIX		
MS1	TRI	SIN		GM-60+	
OG-1	DEC		XXIII		
PIA	X				
P1B	X				
P1D	X				
P1G	X				
P1I	X				
P1V	X				
PLYE	X				
PIZH	X				
R-1	XXII				
RB-1	XXII				
S1A	X				
S1B	X				
S1D	X				
S1G	X				
S1V	X				
S1YE	X				
SBS-1	COU	XXI			
SFK-1	COU UV	XXI			
SG1B	DIO	SIN		0A25	
SG1P	DIO	SIN V		0A25	13282-67
SG1P-V	REG	V			
SG1P-YE	REG	V			
S1-180	COU	XXI			
S1-16	COU			STS-1+	
SK1-5.6/1000	REG		XIII		
SK1-6.8/1000	REG		XIII		
SK1-8.2/1000	REG		XIII		
SK1-10/500	REG		XIII		
SK1-12/500	REG		XIII		
SK1-15/500	REG		XIII		
SK1-18/500	REG		XIII		
SK1-22/150	REG		XIII		
SK1-24/150	REG		XIII		
SK1-28/150	REG		XIII		
SK1-30/150	REG		XIII		
SK1-36/150	REG		XIII		
SK1-43/150	REG		XIII		
SK1-51/150	REG		XIII		
SK1-62/50	REG		XIII		
SK1-75/50	REG		XIII		
SK1-95/50	REG		XIII		
SK1-110/50	REG		XIII		
SK1-120/50	REG		XIII		
SK1-150/50	REG		XIII		
SK1-180/50	REG		XIII		
SK1-220/25	REG		XIII		
SK1-270/25	REG		XIII		
SK1-300/25	REG		XIII		
ST1-17	TMS	MEA	XIX		
ST1-18	XIX				
ST1-19	TMS	MEA	XIX		
ST-1-21	TMS		XIX		
ST-1-30	TMS		XIX		
STS-1	COU		XXI		

GROUP I, NUMERICAL					
TYPE NUMBER	KIND	TYPE	TABLE NO.	SIMILAR TYPES	COST SPEC. NO.
T-1b	TRI	THY		TG-1b+	
Tg1b	TRI	THY	VII		
Tg1b-v	TRI	THY	VII		
TG1P			VII		
TG1-0.0/0.5	TET	THY	VII		
TG1-0.1/0.3	TRI	THY	VII	884\$	
TG1-0.1/1.3	TET	THY	VII	2050\$	7843-55
TG1-0.5/1.2	TRI	THY	VII		
TG1-1.0/0.8	TET	THY	VII		
TG1-1.5/2	TRI	THY	VII		
TG1-1.0/1.3	TRI	THY	VII		
Tg1-2/8			VII		
TG1-2.5/4	TRI	THY	VII	TG8/3, TG1-2.5/3**	7952-56
TG1-2.5/10			VII		
TG1-3.2/1.3	TRI	THY	VII		
TG1-5/3	TRI	THY	VII		7953-56
TG1-6.4/1.3	TRI	THY	VII		
TG1-12.5/1.3	TRI	THY	VII		
TG1-0.1/0.3	TRI	THY	VII		
TG1-1b	TRI	THY	VII		
TG1-1-3/1	TET	THY	VII		
TG1-1-5/1.1	TRI	THY	VII		
TG1-1-10/1	TRI	THY	VII		
TG1-1-35/3	TRI	THY	VII	3C45\$	
TG1-1-50/5	TRI	THY	VII		
TG1-1-90/8	TRI	THY	VII	MTI-4**	
TG1-1-130/8	TRI	THY	VII		
TG1-1-150/10	TRI	THY	VII		
TG1-1-200/12			VII		
TG1-1-325/16	TRI	THY	VII	MTI-5+, TG1-325/16+	
TG1-1-400/3.5	TRI	THY	VII		
TG1-1-400/16	TRI	THY	VII		
TG1-1-500/16			VII		
TG1-1-500/20			VII		
TG1-1-700/25	TRI	THY	VII		
TG1-1-1000/25			VII		
TG11-2000/35			VII		
TG11-2500/35			VII		
TKI-1	TMS	MLA	XIX		
TKH1	TRI	THY	VII	313C	
TKH1b	TRI	THY	VII		
TKH1-1g	PND		VII		
TM-1	TRI	SIN		655D+, 2C40\$	
TNI-1.5	DEC		XXIII		
TO-1	PND	SIN		10ZH125+	
TR1-2.5/3			VII		
TR1-5/2	TRI	THY	VII	VT-3	7954-56
TR1-0/3			VII		
TR1-0/15	TRI	THY	VII		7955-68
TR1-15/3			VII		
TR1-15/15	TRI	THY	VII		
TR1-15/20			VII		
TR1-40/15	TRI	THY	VII		7956-56
TR1-05/15	TRI	THY	VII		
TR1-130/15	TRI	THY	VII		
TSG-1	PHO		XVI		
TSH-1	TMS	MEA	XIX		
TST-1A	TMS	REG	XIX		
TSV-1	PHO		XVI		
TVb-1	TMM		XVIII		
V1-00313	DIO	SIN	IV	V13/30+	
V1-02/20	DIO	SIN	IV		
V1-03/13	DIO	SIN	IV		
V1-05/70	DIO	SIN	IV		
V1-06/30	DIO	SIN	IV		
V1-1/2.5	DIO	SIN	IV		
V1-1/30	DIO	SIN	IV		
V1-1/40	DIO	SIN	IV		
V1-2/40	DIO	SIN	IV		
V1-3/16	DIO	SIN	IV		

GROUP I, NUMERICAL					
TYPE NUMBER	KIND	TYPE	TABLE NO.	SIMILAR TYPES	COST SPEC. NO.
V1-0/70	DIO	SIN	IV		
V1-4/40	DIO	SIN	IV		
V1-15/35	DIO	SIN	IV		
V01	DIO	SIN		V1-1/40+	
V01-10	DIO	SIN		V1-1-100/50+	
VG1/0500	DIO	SIN	IV		
VG1.5/5000	DIO	SIN			
VI-1-3/20	DIO	SIN	IV	GG2-U.5/5+	
VI-1-3/30	DIO	SIN	IV		
VI-1-18/32	DIO	SIN	IV		
VI-1-27/35	DIO	SIN	IV		
VI-1-30/25	DIO	SIN	IV		
VI-1-70/32	DIO	SIN	IV		
VI-1-100/50	DIO	SIN	IV		
V0-1	DIO	SIN	IV		
VSTS-1	PHO			F-3+	
VT-1	TRI	THY		TG-2.5/5+	
1A1P	PTG	SIN	II	1R5\$, DK91, DK192	7708-66
1A2P	PTG	SIN	II	DK96=, 1R5\$	9836-66
1A501A			XI-E		
1A501G			XI-E		
1A501I			XI-E		
1A504A			XI-E		
1A504b			XI-E		
1B1P	PND	DIO	II	1S5\$, JAF91=, DAF191	8006-56
1B2P	PND	DIO	II		
1B5-9	BAL	SIN	VI	DAF96=, 1S5\$	9837-66
1B10-17	BAL	SIN	VI		
1DA191			XA		
1E1P	TET	SIN	II		
1E3P	*TRI	SIN	II	EM-4+	
1F2B	PND	TRI	II		
1GF191			XA		
1GF192	MVB		XA		
1GF193	MVB		XA		
1I2P	PND	TRI	II		
1I-302A	TUN	GAS	XI-B		
1I-302b	TUN	GAS	XI-B		
1I-302G	TUN	GAS	XI-B		
1I-302V	TUN	GAS	XI-B		
1IE201			XA		
1IL131A			XA		
1IL131B			XA		
1IL131V			XA		
1IL141A			XA		
1IL141B			XA		
1IR141A			XA		
1IR141B			XA		
1IR201	MOS		XA		
1IR202	MOS		XA		
1IR451	MOS		XA		
1JAM351	MOS		XA		
1K1P	PND	SIN	II	1T4\$, DF91=	7707-55
1K2P	PND	SIN	II	DF96=, 1T4\$	9946-66
1K12B	PND	SIN	II		
1KP191			XA		
1KT011A			XA		
1KT011B			XA		
1KT011G			XA		
1KT011V			XA		
1LB491			XA		
1LB041	NND		XA		
1LB042	NND		XA		
1LB043	NND		XA		
1LB044	NND		XA		
1LB061	NDR		XA		
1LB0610	NDR		XA		
1LB062	NDR		XA		
1LB063	NDR		XA		
1LB064	NDR		XA		

GROUP I, NUMERICAL

TYPE NUMBER	KIND	TYPE	TABLE NO.	SIMILAR TYPES	COST SPEC. NO.
1LB065	NDR	XA			
1LB066	NDR	XA			
1LB067	NDR	XA			
1LB068	NDR	XA			
1LB069	NDR	XA			
1LB091A	NDR	XA			
1LB091B	NDR	XA			
1LB091C	NDR	XA			
1LB091V	NDR	XA			
1LB092A	NDR	XA			
1LB092B	NDR	XA			
1LB111	NOR	XA			
1LB112	NOR	XA			
1LB113	NOR	XA			
1LB131A	NOR	XA			
1LB131B	NOR	XA			
1LB131V	NOR	XA			
1LB132A	NOR	XA			
1LB132B	NOR	XA			
1LB132V	NOR	XA			
1LB133A	NOR	XA			
1LB133B	NOR	XA			
1LB133V	NOR	XA			
1LB134A	NOR	XA			
1LB134B	NOR	XA			
1LB134V	NOR	XA			
1LB135A	NOR	XA			
1LB135B	NOR	XA			
1LB135V	NOR	XA			
1LB141A	NOR	XA			
1LB141B	NOR	XA			
1LB142A	NOR	XA			
1LB142B	NOR	XA			
1LB143A	NOR	XA			
1LB143B	NOR	XA			
1LB144A	NOR	XA			
1LB144B	NOR	XA			
1LB145A	NOR	XA			
1LB145B	NOR	XA			
1LB146A	NOR	XA			
1LB146B	NOR	XA			
1LB211A	NDR	XA			
1LB211B	NDR	XA			
1LB211C	NDR	XA			
1LB211V	NDR	XA			
1LB212A	NDR	XA			
1LB212B	NDR	XA			
1LB251	MND	XA			
1LB331A	MND	XA			
1LB331B	MND	XA			
1LB332A	MND	XA			
1LB332B	MND	XA			
1LB341	NOR	XA			
1LB342	NOR	XA			
1LB371		XA			
1LB372	ONR	XA			
1LB381	ONR	XA			
1LB391	ONR	XA			
1LB392	ONR	XA			
1LB471	MNR	XA			
1LB472	MNR	XA			
1L1041	AND	XA			
1L1042	AND	XA			
1L1043	AND	XA			
1L1044	AND	XA			
1L1045	AND	XA			
1LP061	OR	XA			
1LP062	OR	XA			
1LP063	OR	XA			

GROUP I, NUMERICAL

TYPE NUMBER	KIND	TYPE	TABLE NO.	SIMILAR TYPES	COST SPEC. NO.
1LP064	OR	XA			
1LP065	OR	XA			
1LP066	OR	XA			
1LP067	OR	XA			
1LP068	OR	XA			
1LP091		XA			
1LP141	OR	XA			
1LP142	OR	XA			
1LP201	MOS	XA			
1LP211		XA			
1LP251	MOS	XA			
1LP331	OR	XA			
1LP371		XA			
1LP391		XA			
1LP421	MOS	XA			
1LP471	MOS	XA			
1LR061	ADR	XA			
1LR062	ADR	XA			
1LR063	ADR	XA			
1LR064	ADR	XA			
1LR271	ADR	XA			
1LR331A	ADR	XA			
1LR331B	ADR	XA			
1LR341	ADR	XA			
1LR342	ADR	XA			
1LR421	MOS	XA			
1LS271	ADR	XA			
1MA191		XA			
1N1	*TRI	TWN		1N35=	
1N35	TRI	TWN	II	1N1*, 1G6-GT5	
1ND041		XA			
1ND042		XA			
1ND043		XA			
1ND044		XA			
1P23	PND	SIN	II	CK507AX	
1P3B	PND	SIN	II		
1P4B	PND	SIN	II		
1P5B	PND	SIN	II		
1P22B	PND	SIN	II		
1P24B	PND	SIN	II		
1P32B	PND	SIN	II		
1PP191		XA			
1S12P	TRI	SIN	II	DC96=	
1S38A	TRI	SIN	II		
1SV191	AMP	XA			
1T303A		X			
1T303B		X			
1T303C		X			
1T303D		X			
1T303E		X			
1T303V		X			
1T303YE		X			
1T308A		X			
1T308B		X			
1T308C		X			
1T308V		X			
1T403A		X			
1T403B		X			
1T403C		X			
1T403D		X			
1T403E		X			
1T403I		X			
1T403V		X			
1T403YE		X			
1T403ZH		X			
1TK191		XA			
1TK251	MOS	XA			
1TK471	MOS	XA			
1TR061	ADR	XA			
1TR062	ADR	XA			
1TR063	ADR	XA			
1TR064	ADR	XA			

GROUP I, NUMERICAL					
TYPE NUMBER	KIND	TYPE	TABLE NO.	SIMILAR TYPES	COST SPEC. NO.
1TH131A	NOR		XA		
1TR131B	NOR		XA		
1TK131V	NOR		XA		
1TK141A	NOR		XA		
1TK141B	NOR		XA		
1TK421	MOS		XA		
1TS1	*UJO	SIN		1TS1S+, 1VD1+	
1TS1S	UJO	SIN	II	1TS1+, 1VD1+, 1Z1S	
1TS7S	OJO	SIN	II	DY30=, 1B3/8016S	8359-66
1TS11P	UJO	SIN	II		
1TS20B	UJO	SIN	II		
1TS21P	UJO	SIN	II	1H2S	13849-68
1TSH191	SCH		XA		
1U6191	AMP		XA		
1UI461	AMP		XA		
1UI462	AMP		XA		
1US191	AMP		XA		
1US192	AMP		XA		
1US221A	AMP		XA		
1US221B	AMP		XA		
1US221V	AMP		XA		
1US222A	AMP		XA		
1US222B	AMP		XA		
1US222V	AMP		XA		
1US481	AMP		XA		
1UT191	AMP		XA		
1UT221A	AMP		XA		
1UT221B	AMP		XA		
1UT221C	AMP		XA		
1UT221V	AMP		XA		
1UT321	AMP		XA		
1UT401	AMP		XA		
1UYE191	AMP		XA		
1UYE201	MPP		XA		
1V3/8016	*UJO	SIN		1TS7S+, 1B3/8016S	
1VU1	*UJO	SIN		1TS1, 1TS1S+	
1VU2	*UJO	SIN		1TS7S+, 1B3/8016S	
1YL4A	TRI	SIN	II		
1ZH12H	PND	SIN	II		
1Z12	*PND	SIN		1ZH2M+	
1ZH2M	PND	SIN	II	1ZH2*	
1Z117B	PND	SIN	II		
1ZH18B	PND	SIN	II		
1ZH24B	PND	SIN	II		
1ZH26A	PND	SIN	II		
1ZH29B	PND	SIN	II		
1ZH30B	PND	SIN	II		
1ZH36B	PND	SIN	II		
1ZH37B	PND	SIN	II		
1ZH42A	PND	SIN	II		
AS-2	COU		XXI		
D2A	*REC		XI	DG-TS9**	
D2B	*REC		XI	DG-TS10**	
D2D	*REC		XI	DG-TS2**	
D2G	*REC		XI	DG-TS1**	
D2I	REC		XI		
D2K	REC		XI	DG-TS6**	
D2M	REC		XI	DG-TS7**	
D2N	REC		XI	DG-TS15**	
D2P	REC		XI	DG-TS16**	
D2R	REC		XI		
D2V	*REC		XI	DG-TS8+	
D2YE	*REC		XI	DG-TS4**	
D2ZH	*REC		XI	DG-TS5**	
DG-52	MIX		XIV		
DG-TS2	REC		XI	D2D+	
U1-2-10	*UJO	SIN		2D1S+	
DK-12	MIX		XIV		
DK-52	MIX		XIV		
DK-V2	DET		XIV		

GROUP I, NUMERICAL					
TYPE NUMBER	KIND	TYPE	TABLE NO.	SIMILAR TYPES	COST SPEC. NO.
DL-S2	MIX				
USH2-10	*UJO	SIN		2D2S+	
F-2	PHO		XVI		
FD-2	PHC		XV		
FEU-2	PHM		XVI		
FEU-2B	PHM		XVI		
FEU-2B1V	PHM		XVI		
FEU-2M	PHM		XVI		
FEU-2V	PHM		XVI		
FS-2A	PHC		XV		
FS-B2	PHC		XV		
FS-K2	PHC		XV		
FSA-G2			XV		
F5K-G2			XV		
GE-2	TET	SIN	III	GKE-150=	
GMI-2B	TET	SIN	III		
GS-2B	TRI	SIN	III		
GU-2	BEA	SIN	II		
GUZH-2	BEA	SIN		G807+, 807S	
GZH2	*PND	SIN		6413+	
I-2-50/1.5	TRI	IGN	IV		
IN-2	DEC		XXIII		
KF-2	BEA	TWN		GU-32+, 832-A5	
KS-2	TRI	SIN		GU-4+	
KZH-2	BEA	SIN		G-807+, 807S	
MTI-2	TRI	THY		TGI-200+	
OG-2	DEC		XXIII		
P2A			X		
P2B			X	OC821=	
PT-2	TRI	THY		TG-213*	
R-2			XXII		
R-2M			XXII		
RB-2			XXII		
S2A			X		
S2B			X		
S2G			X		
S2V			X		
SF2-1			XV		
SF-2-2			XV		
SF-2-4			XV		
SF-2-9			XV		
SF-2-12			XV		
S62P	OJO	SIN	V	082S	13283-67
S62S	OJO	SIN	V	0A3S	
SI-2B	COU		XXI		
SI-2B6	COU		XXI		
SK2-5.6/2000	REG		XIII		
SK2-6.8/2000	REG		XIII		
SK2-8.2/2000	REG		XIII		
SK2-10/1000	REG		XIII		
SK2-12/1000	REG		XIII		
SK2-15/1000	REG		XIII		
SK2-18/700	REG		XIII		
SK2-22/300	REG		XIII		
SK2-24/300	REG		XIII		
SK2-28/300	REG		XIII		
SK2-30/300	REG		XIII		
SK2-36/300	REG		XIII		
SK2-43/300	REG		XIII		
SK2-51/200	REG		XIII		
SK2-62/200	REG		XIII		
SK2-75/100	REG		XIII		
SK2-91/100	REG		XIII		
SK2-110/100	REG		XIII		
SK2-120/100	REG		XIII		
SK2-150/100	REG		XIII		
SK2-180/100	REG		XIII		
SK2-220/50	REG		XIII		
SK2-270/50	REG		XIII		
SK2-300/50	REG		XIII		

GROUP I, NUMERICAL

TYPE NUMBER	KIND	TYPE	TABLE NO.	SIMILAR TYPES	COST SPEC. NO.
ST-2-2b			XIX		
ST2S	BAL	TWN	VI		
STS-2	COU		XXI		
STSV-2A	PHO			F-2+	
TG2-01/01	TRI	THY	VII	1050s	
TG2-0.5/12	TRI	THY	VII		
TG-2.5/5	TRI	THY	VII	VT-1	
TGI-2.5/3	TRI	THY		TG1-2.5/4**	
Tu1-2.5/10	TET		VII		
TGI-2-200/12	TRI	THY	VII		
TuI-2-32516	TRI	THY	VII		
TGI-2-40035	TRI	THY	VII		
TKH-2	TRI	THY	VII		
TKI-2	TMS	MEA	XIX		
TO-2	PND	SIN		10P12S+	
TP-2/0.5	REG		XIX		
TP-2/2	REG		XIX		
TSH-2	TMS	MEA	XIX		
TV-2	THM		XVIII		
TVB-2-	THM		XVIII		
VD2	DIO	SIN		V1-2/40+	
VI-2-27/35	DIO	SIN	IV		
VI-2-70/32	DIO	SIN	IV		
VI-2-100/50	DIO	SIN	IV		
2A1	PTG	SIN	II	S0242** 2A1M	
2A1M	*PTG	SIN		S0242**	
2A3	TRI	SIN		2545+, 2A3s	
2A201A			XIV		
2A202A			XIV		
2D1L	DWD	SIN	II		
2D1S	DIO	SIN	II	DI-2-10+	
2D2S	DIO	SIN	II	DSH2-10+	
2D3B	DIO	SIN	II		
2D3S	DIO	SIN	II		
2D7S	DIO	SIN	II		
2D9S	DIO	SIN	II		
2D21	TET	THY		TG3-0.1/1.3+, 2D21s	
2D503A	SI		XI		
2D503d	SI		XI		
2DA181	DET		XA		
2DS191	LIM		XA		
2E1	*TET	SIN	II		
2E2	*TET	SIN	II	UB155+	
2E2P	TET	TWN	II		
2F2M	TRI	SIN			
2FP201	FIL		XA		
2GF181	MVB		XA		
2GF182	MVB		XA		
2GF201	MVB		XA		
2GS191	OSC		XA		
2GS192	OSC		XA		
2GS193	OSC		XA		
2IU231			XA		
2IE111			XA		
2IE112			XA		
2IE231			XA		
2IL071			XA		
2IL072			XA		
2IL073			XA		
2IL231			XA		
2IK111			XA		
2IK112			XA		
2J55	MAG		IX		
2K1	*PND		II	2K1M+	
2K1M	*PND	SIN	II	2K1*, SB241*	
2K2	PND	SIN		2K2M*	
2K2M	*PND	SIN	II	1E56s, 2K2*, S0241*	
2KU281	SWI		XA		
2KU282	SWI		XA		
2KH1	*DWD	SIN		2KH1L+	

GROUP I, NUMERICAL

TYPE NUMBER	KIND	TYPE	TABLE NO.	SIMILAR TYPES	COST SPEC. NO.
2KH1L	DWD	SIN	II	2KH1*	
2KH2	*DIO	SIN		2VD6A+, 2TS2S+, 2X2s	
2K1281	SWI		XA		
2LB011	NOR		XA		
2LB012	NOR		XA		
2LB013	NOR		XA		
2LB014	NND		XA		
2LB015	NND		XA		
2LB016	NOR		XA		
2LB017	NOR		XA		
2LB041	NDR		XA		
2LB042	NND		XA		
2LB051	NOR		XA		
2LB052	NOR		XA		
2LB053	NOR		XA		
2LB071	NOR		XA		
2LB072	NOR		XA		
2LB073	NOR		XA		
2LB074	NOR		XA		
2LB075	NOR		XA		
2LB076	NOR		XA		
2LB111	NND		XA		
2LB112	NND		XA		
2LB113	NND		XA		
2LB114	NND		XA		
2LB115	NND		XA		
2LB116	NND		XA		
2LB117	NND		XA		
2LB118	NND		XA		
2LB119	NND		XA		
2LB171	NND		XA		
2LB172	NND		XA		
2LB173	NND		XA		
2LB181			XA		
2LB211			XA		
2LB231	ORD		XA		
2LB1110	NOR		XA		
2LB1111	NOR		XA		
2LB1112	NOR		XA		
2LI041			XA		
2LL231			XA		
2LN021	NND		XA		
2LN022	NND		XA		
2LN051	NND		XA		
2LN052	NND		XA		
2LN111	NND		XA		
2LN112	NND		XA		
2LN113	NND		XA		
2LN114	NND		XA		
2LN115	NND		XA		
2LN116	NND		XA		
2LN151	NND		XA		
2LN181	INV		XA		
2LN182	INV		XA		
2LN183	INV		XA		
2LN211	NOR		XA		
2LP171	EXP		XA		
2LP172	EXP		XA		
2LP173	EXP		XA		
2LK171	ANR		XA		
2LK221	ANR		XA		
2LS011	ADR		XA		
2LS021	ADR		XA		
2LS022	ADR		XA		
2LS023	ADR		XA		
2LS024	ADR		XA		
2LS025	ADR		XA		
2LS026	ADR		XA		
2LS027	ADR		XA		
2LS028	ADR		XA		

GROUP I, NUMERICAL					
TYPE NUMBER	KIND	TYPE	TABLE NO.	SIMILAR TYPES	COST SPEC. NO.
2LS151	AUR		XA		
2LS152	AUR		XA		
2LS211			XA		
2MS191			XA		
2MS192			XA		
2NU021			XA		
2NU022			XA		
2NE201			XA		
2NK041			XA		
2NK051			XA		
2NK281			XA		
2NS191A			XA		
2NS191J			XA		
2NF011			XA		
2NT012			XA		
2NT013			XA		
2NT171			XA		
2NT172			XA		
2NT173			XA		
2NT191			XA		
2P1	TKI	DUO	II	1J66T\$, 2N1M*, SB243, S0243	
2N1M	*TKI	DUO		2N1+, S0243+, S0243+	
2P1	BEA	SIN	II	SB244+, S0244+	
2P1M	*BEA	SIN		2P1P+, SB244	
2P1P	BEA	SIN	II	DL94-, 2P1M, 3S4\$	8005-66
2P2	*BEA	SIN	II	3S4\$	
2P2P	BEA	SIN	II	DL92-, 3S4\$	9947-66
2P3	BEA	SIN	II	SB256+, S0258+, 2P2M+	
2P5B	PND	SIN	II		
2P9	*BEA	SIN		2P9M+, 2P9S	
2P9M	*BEA	SIN	II	2P9+, 2P9S, 6AK7	
2P9S	BEA	SIN		2P9M+, 2P9	
2P19B	PND	SIN	II		
2P215	BEA	SIN			
2P29	*PND	SIN		2P29L+	
2P29L	PND	SIN	II		
2P29P	PND	SIN	II		
2S1	TKI	SIN	II	U3152+	
2S2	TKI	SIN	II	U3240+	
2S3	*TKI	SIN		2S4S+, 2A3\$	
2S3A	TKI	SIN			
2S3M	*TKI	SIN		2S2+	
2S4S	TKI	SIN	II	2A3\$	
2S4Sb	TKI	SIN	II		
2S22	TKI	SIN		6S8S+, 2C22\$	
2S49L	TKI	SIN	II		
2S-150A	REG	SI	XIII		
2S-168A	REG	SI	XIII		
2S920A(P)	REG	SI	XIII		
2S930A(P)	REG	SI	XIII		
2S950A(P)	REG	SI	XIII		
2S960A(P)	REG	SI	XIII		
21301			X		
21301A			X		
21301b			X		
21301D			X		
21301G			X		
21301V			X		
21301YE			X		
21301ZH			X		
2TK041			XA		
2TK171			XA		
2TK181			XA		
2TN-2U	TKI	TWN	III		
2TN-100	TKI	TWN	III		
2TK071			XA		
2TK072			XA		
2TK073			XA		
2TK111	NOR		XA		
2TK112	NOR		XA		

GROUP I, NUMERICAL					
TYPE NUMBER	KIND	TYPE	TABLE NO.	SIMILAR TYPES	COST SPEC. NO.
2TK113	NOR		XA		
2TK114	NOR		XA		
2TK115	NOR		XA		
2TK116	NOR		XA		
2TK171			XA		
2TK172			XA		
2TK211	FLP		XA		
2TK231			XA		
2T25	JIO	SIN	II	2X2\$	
2U-101A	SCR		XII-A		8527-65
2U-101B	SCR		XII-A		
2U-101D	SCR		XII-A		
2U-101G	SCR		XII-A		
2U-101V	SCR		XII-A		
2U-101YESCR			XII-A		
2U1021	AMP		XA		
2U1071	AMP		XA		
2U1111	AMP		XA		
2U1151	AMP		XA		
2U1181	AMP		XA		
2U1182	AMP		XA		
2U1183	AMP		XA		
2U5181	AMP		XA		
2U5191A	AMP		XA		
2U5191B	AMP		XA		
2U5192	AMP		XA		
2U5193	AMP		XA		
2U5194	AMP		XA		
2U5201	AMP		XA		
2U5202			XA		
2U5281	AMP		XA		
2U5282	AMP		XA		
2U5283	AMP		XA		
2U5284	AMP		XA		
2U5285	AMP		XA		
2UYE181	AMP		XA		
2V6	DIO	ARC	IV		
2V12	JIO	ARC	IV		
2V20	JIO	ARC	IV		
2V68	JIO	SIN	II		
2V112	JIO	ARC	IV		
2V120	JIO	ARC	IV		
2Zn1M	*PND	SIN	II	S0245+	
2Zn2B	PND	SIN			
2Zn2M	PND	SIN	II		
2Zn4	*PND	SIN	II	S0257+	
2Zn14b	PND	SIN	II		
2Zn15b	PND	SIN	II		
2Zn27	*PND	SIN		2Zn27L+	
2Zn27L	PND	SIN	II	2Zn27+	
2Zn27P	PND	SIN	II		
2Zn28L	PND	SIN	II		
U3A	UET		XIV		
U3B	UET		XIV		
U6-53	MIX		XIV		
U6-T53	REC		XI		
DK-53	MIX		XIV		
DK-V3	UET		XIV		
DL-53	MIX		XIV		
EM-3	TET	SIN	II		
F-3	PHC		XVI		
FD-3	PHC		XV		
FEU-3B	PHM		XVI		
FEU-3M	PHM		XVI		
FEU-R3	PHM		XVI		
FS-3A	PHC		XV		
FS-K3	PHC		XV		
GI-3	TKI	SIN	III	2C26A5	
GI-3/100	TKI	SIN		GI-3+	
GK3A	TKI	SIN	III		

GROUP I, NUMERICAL					
TYPE NUMBER	KIND	TYPE	TABLE NO.	SIMILAR TYPES	COST SPEC. NO.
GM3P	TRI	SIN	111		
GMI-3	TET	SIN	111		
GS-3b	TET	SIN	111		
GU-3	BEA	SIN	111		
GUZH-3	BEA	SIN		61625+, 1625\$	
KF-3	BEA	SIN		GU-13+, 813\$	
KZH-3	BEA	SIN		G-1625+, 1625\$	
LI-3	IC		VIII		
LIH-3	LAM		XIV		
MS3	*TRI	SIN		GM57+, UB180=, M457+	
UG-3	DEC		XXIII		
P3A			X		
P3B			X		
P3V			X		
PIM-3	IC		VIII		
PT-3-	TRI	THY		TG-235**	
R-3			XXII		
RB-3			XXII		
S3A			X		
S3B			X		
S3D			X		
S3G			X		
S3V			X		
S3Ye			X		
SOT-3	COU		XXI		
SF3-1			XV		
SF3-3a			XV		
S63P	REG		V		
S63S	DIO	SIN	V	OC3\$	
SI-3b	COU			MST-18+	
SI-3bb	COU		XXI		
SIM-3	COU		XXI		
ST3P	DIO	SIN	VI		
ST3-17	TMS	MEA	XIX		
ST3-18			XIX		
ST3-19	TMS	MEA	XIX		
ST-3-21			XIX		
ST-3-22			XIX		
ST3-23	TMS	COM	XIX		
ST-3-24			XIX		
ST3-25	TMS	MEA	XIX		
ST-3-2b			XIX		
SIS-3	COU		XXI		
STSV-3	PHO		XVI		
T63-0.1/1.3	TET	THY	VII	2U21\$	13875-68
T63-2.5/10	TRI	THY	VII		
TKH3b	TET	THY	VII		
TKI-3	TMS	MEA	XIX		
TO-3	PND	SIN		7ZH12S+	
TSG-3	PHO		XVI		
Tsv-3	PHO		XVI		
Tvb-3	THM		XVIII		
VUI-3D	DIO	SIN		VI-1-30/25+	
VT-3	TRI	THY		TRI-5/2**	
3A4S	PND	SIN	II		
3b4S	BEA	SIN	II		
3E29	*BEA	TWN		G1-30+, 3E29\$	
3I-301A	TUN		XI-B		
3I-301b	TUN		XI-B		
3I-301c	TUN		XI-B		
3I-301V	TUN		XI-B		
3J21	MAG		IA		
3Lk1b	IV		VIII		
3LQ1-1			VIII		
3S1	TRI	SIN	II	TO-141+	
3S2	TRI	SIN	II	TO-142+	
3S9	*TRI	SIN	II		
3T-16S	DIO		II	3A3\$, 3b2\$	
3T-16P	DIO	SIN	II		10372-67
3T-22S	DIO	SIN	II		

GROUP I, NUMERICAL					
TYPE NUMBER	KIND	TYPE	TABLE NO.	SIMILAR TYPES	COST SPEC. NO.
3V30	DIO	ARC	IV		
3V130	DIO	ARC	IV		
3V160	DIO	ARC	IV		
3V110U	DIO	ARC	IV		
3VP1	*US			3L029+, 3BP1A\$	
DG-S4	MIX		XIV		
UG-TS4	REC		XI	D2YE**	
DK-S4	MIX		XIV		
DK-V4	DET		XIV		
DL-S4	MIX				
EM-4	TRI	SIN	II	1E3P+	
F-4	PHO		XVI		
FEU-4	PHM		XVI		
FS-A4	PHC		XV		
FS-K4	PHC		XV		
GI-4A	TRI	SIN	III		
GKV-4	TRI	SIN		GU-4+	
GMI-4B	TET	SIN	III		
GS-4	TRI	SIN	III		
GS-4	COU		XXI		
GS-4B	TRI	SIN		6431A+	
GS4D	TRI	SIN	III		
GU4	TRI	SIN	III		
GU4A	TRI	SIN	III		
KMT-4	TMS		XIX		
KS-4	TRI	SIN		GU-150+	
LIH-4	LAM		XXIV		
LN-4	ST		VIII		
LP-4	COM		VII		
MMT-4	TMS		XIX		
MS-4	COU		XXI		
MSTR-4	COU		XXI		
MTI-4	TRI	THY		T61-1-90/8+	
UG-4	DEC		XXIII		
P4			X	2N68\$	
P4A			X		
P4b			X		
P4D			X		
P4G			X		
P4L			X		
P4V			X		
PIM-4	IC		VIII		
R-4			XXII		
S4A			X		
S4B			X		
S4G			X		
S4V			X		
S6S-4	COU		XXI		
SF-4-1	REG		XV		
S64S	DIO	SIN	V	OD3\$	
SI-40b	COU		XXI		
SI-4G	COU			VS-9T+	
ST-4-15	TMS		XIX		
STSV-4	PHO		XVI		
T61-4	TRI	THY		T61-1-130/10+	
TKH-4B	TET	THY	VII		
TO-4	PND	SIN		7P12S+	
TSG-4	PHO		XVI		
Tsv-4	PHO		XVI		
TV-4	THM		XVIII		
Tvb-4	THM		XVIII		
VUI-4D	DIO	SIN		VI-1-70/32+	
VS-4	COU		XXI		
4D2	*DIO	SIN	II	4TS6S+	
4D5S	*DIO	SIN	II		
4D17P	DIO	SIN	II		
4E1	*TET	SIN	II		
4E2	*TET	SIN	II		
4E3	*TET	SIN	II		
4F6S	BEA	SIN	II		

GROUP I, NUMERICAL

TYPE NUMBER	KIND	TYPE	TABLE NO.	SIMILAR TYPES	COST SPEC. NO.
4J26-30	MAG		IX		
4J45	MAG		IX		
4J50	MAG		IX		
4JI	TRI	UO	II	5H259+, 50259+	
4PJ	*PND	SIN	II		
4P1L	PND	SIN	II		
4P2	PND	SIN			
4P0L	PND	SIN			
4P10S	PND	SIN	II		
4S1	TRI	SIN	II	UB107+	
4S2	TRI	SIN	II	UH110+	
4S3	*TRI	SIN	II		
4S5S	TRI	SIN	II		
4S4	*TRI	SIN	II		
4S5	TRI	SIN	II	50-185+	
4TSIM	*UO	SIN		4TS65+	
4TS6S	UO	SIN	II		
4TS14S	UO	SIN	II		
4VLI	UO	SIN	II		
4VKHI	*UO	TWN	II	V0-188**	
4VKH2	*UO	SIN	II	V0-188**	
4ZH1L	PND	SIN	II		
4ZH1P	PND	SIN	II		
4ZH4	PND	SIN		50124+	
4ZH5	*TET	SIN	II	4ZH5S+	
4ZH5S	PND	SIN	II		
OG-TS5	REC		XI	D2ZH**	
OK-S5	MIX		XIV		
OK-V5	UET		XIV		
EM-5	TET	DBA	II		
F-5	PHO		XVI		
FELU-5	PHM		XVI		
FELU-R5	PHM		XVI		
FS-K5	PHC		XV		
G-5	TRI	SIN		M39+	
G-5A	TRI	SIN		GU5A+	
G-5RA	TRI	SIN		GU-5B+	
GI-5B	TRI	SIN	III		
GK5A	TRI	SIN	III		
GMI-5	TET	SIN	III		
GP-5	TRI	SIN	II		
GS-5B	TRI	SIN		6433A+	
GSH-5	NOI		IX		
GU5A	TRI	SIN	III		12402-66
GU5B	TRI	SIN	III		12403-66
GU0-5	TRI	SIN		6120+	
LP-5	COM		VII		
MMT-5	TMS	MCA	XIX		
MTI-5	*TRI	THY		TGI-1-32516+	
OG-5	DEC		XXIII		
P5A			X		
P5B			X	2N1075	
P5D			X	CK7275	
P5G			X	2N655	
P5V			X		
P5YL			X		
R-5			XXII		
KB-5			XXII		
KB-5A			XXII		
S5S-5	COU		XXI		
SG5B	UO	SIN	V		
SG5B-V	REG		V		
SGS-5	COU		XXI		
SNM-5	COU		XXI		
STS-5	COU		XXI		
TKH-5A	TRI	THY	VII		
TKH-5B	TRI	THY	VII		
TV-5	THM		XVIII		
TVB-5	THM		XVIII		
UV-5	TWT		IX		

GROUP I, NUMERICAL

TYPE NUMBER	KIND	TYPE	TABLE NO.	SIMILAR TYPES	COST SPEC. NO.
VG-5	POW		XII		
5LU1B	*OS			5L036+, 2API5	
5LU36L	OS		VIII	2API5	
5SK1	*OS			5CP1A5	
5SK7	*OS			5CP7A5	
5TS3S	UO	SIN	II	5U465	8360-66
5TS4	UO	UO		5TS4S+, 5Z465	
5TS4M	UO	DUO	II	5Z45	
5TS4S	UO	DUO	II	5Z45	8079-67
5TS8S	UO	SIN	II		8361-66
5TS9S	UO	SIN	II	1502+	
5TS95L	UO	SIN	II		8362-66
5TS12P	UO	SIN	II		
5VKH1	*UO	SIN		5Z465	
5VKH2	*UO	SIN	II	5U465	
5VKH3	*UO	SIN	II	5Y365	
D6	REG		XIII		
UG-TS6	KEC		XI	D2K+	
DK-V6	UET		XIV		
EM-6	TET	DBA	II		
F-6	PHO		XVI		
FS-A6	PHC		XV		
FS-D6	PHC		XV		
FS-K6	PHC		XV		
GI-6B	TRI	SIN	III	L06	
GK6A	TRI	SIN	III		
GMI-6	HEA	TWN	III		
GS6	TRI	SIN	III		
GS-6	COU		XXI		
GSH-6	NOI		IX		
LU-6	TRI	SIN		GI-6B+	
LI-6	IC		VIII		
LP-6	COM		VII		
MMT-6	TMS		XIX		
MS-6	COU		XXI		
P6A			X		
P6B			X	0C821=	
P6D			X	0C812=	
P6G			X		
P6V			X	0C814=	
R6			XVII		
SG6S			II		
SGS-6	COU		XXI		
STS-6	COU		XXI		
STSV-6	PHO		XVI	F-4+	
TKH-6G	HEXT		VII		
TP-6/2	REG		XIX		
TRI-6/3			VII		
TSV-6	PHO		XVI	F-5+	
TVB-6	THM		XVIII		
UV-6	TWT		IX		
VS-6	COU		XXI		
6A1B	*PTG	SIN		6SA75	
6A2P	PTG	SIN	II	6BE65+, EK90=	8354-66
6A3P	*GTB	SIN	II	6BN65	
6A4P	PTG	DBA	II		
6A5B	*PTG	SIN		6L75	
6A6A	*UO				
6A7	PTG	SIN	II	6SA75	3086-67
6A6	PTG	SIN	II	6A8B+, 6A85	8367-67
6A8B	*PTG	SIN		6A85	
6A8M	*PTG	SIN		6A8S**	
6A10S	PTG	SIN	II	6SA75	8087-56
6A15B	*PTG	SIN		6SA75	
6A67	*BEA	SIN		6P9+, 6AG75	
6AZH5	*PND	SIN		6AG55 EF96=	
6B1P	PND	UO	II		
6B2P	PND	UO	II	LI00**	
6B4	*TRI	SIN		6A35	
6B8	PND	UO	II		

GROUP I, NUMERICAL

TYPE NUMBER	KIND	TYPE	TABLE NO.	SIMILAR TYPES	COST SPEC. NO.
600M	*PND	DWD		6085+, 6886\$	8369-57
600S	PND	DWD	II	6086\$, 6888*	
600HI	*DJO	DJO		6KH5\$+	
601A	*DJO	SIN		606A*, 5704\$	
601ZH	*DJO	SIN		6042H*, 9004\$	
600D	DJO	SIN	II	559\$	8060-67
604ZH	DJO	SIN	II	9004\$	
600A	DJO	SIN	II	5704\$, *601A+	
600J	DJO	SIN	II		
6010U	DJO		II		
6013U	DJO	SIN	II		13848-68
6014P	DJO	SIN	II	683\$	
6015U	DJO	SIN	II		
6016U	DJO	SIN	II		
6020P	DJO	SIN	II	EY88=, 6AL3\$	
6022S	DJO	SIN	II		8355-66
6E5P	TET	SIN	II		
6E0P	TET	SIN	II		
6E0P-YE	BEA	SIN	II	E7119+	
6E7P	TET	SIN	II		
6E12N	TET	SIN	II	7587\$	12399-66
6F1P	PND	TRI	II	EF80=, 608\$	
6F3P	TRI	PND	II	60M8\$	
6F4P	PND	TRI	II	60X8\$	
6F5	TRI	SIN		654B+, 6F5\$	
6F5B	TRI	SIN		654B+, 6F5\$	8372-57
6F5M	*TRI	SIN	II	6F5GT\$, 654+	
6F5P	TRI	PND	II	66V8\$	
6F5S	TRI	SIN	II		
6F6	PND	SIN		6P6B+, 6F6\$	
6F6M1	PND	SIN	II		8082-67
6F6S	PND	SIN	II	6F6-6T\$	
6F7	PND	TRI	II		
6F12P	PND	TRI	II		
6G1	TRI	DWD	II		
6G2	TRI	DWD	II	65Q7\$	8370-65
6G2P-K	TRI	DWD	II		
6G2S	*TRI	DWD		65Q7G\$	
6G3P	TRD	TRI	II		
6G3S	*TRI	DWD		6AK5\$	
6G7	TRI	DWD	II	6Q7=	8371-65
6I1P	PTG	TRI	II	ECH81=, 6AJ8\$	
6I3P	PTG	TRI	II		
6I14P	PTG	TRI	II	ECH81=, 6I1P+	
6K1B	PND	SIN	II	5702\$	
6K1L	PND	SIN	II		8084-67
6K1P	PND	SIN	II	9003\$	
6K1ZH	PND	SIN	II	956\$	
6K2P	*PND	SIN		6K4P+	
6K3	PND	SIN	II	6SK7\$	
6K4	PND	SIN	II	6SG7\$	8083-67
6K4P	PND	SIN	II	EF93=, 6BA6\$	
6K4P-E	DWD	SIN		6K4P	
6K6A	PND	SIN	II		
6K7	PND	SIN	II	6K75*, 6K76\$, 6K95+	
6K7S	*PND	SIN		6K95+, 6K76\$, 6K7	8363-66
6K0B	PND	SIN	II		
6K0P	PND	SIN	II	6E56\$	
6K9S	PND	SIN	II	6K76\$, 6SK7\$	
6K11B-K	PND	SIN	II	6K1B+	
6K12	*PND	SIN		6EH7\$	8348-66
6K13P	PND	SIN	II		
6K14B	PND	SIN	II		
6K14B-V	PND	SIN	II		
6K15B	*PND	SIN		6A87\$	
6K17B	*PND	SIN		6SK7\$	8375-66
6K19B	*PND	SIN		9003\$	
6K19P	*PND	SIN		6K1P+, 9003\$	
6K1ZH	*DJO	SIN		6042H+, 9004\$	
6K12P	DJO	TWN	II	EAA91=, 6AL5\$	

GROUP I, NUMERICAL

TYPE NUMBER	KIND	TYPE	TABLE NO.	SIMILAR TYPES	COST SPEC. NO.
6KH2P-E	DJO	TWN		6KH2P, E7099+, 5726\$	8060-67
6KH4P	DWD	SIN		6TS4P+	
6KH5	DWD	SIN		6VKH1+, 6X5GT\$	
6KH5S	DWD	SIN		6VKH1+, 6X5GT\$	
6KH6	DJO	TWN		6KH6B+, 6H6\$	
6KH6B	DJO	TWN	II	6H6-6\$	8060-67
6KH6M	DJO	TWN		6KH6S+, 6H6G\$	
6KH6S	DJO	TWN	II	6H6-6\$	
6KH7B	DJO	TWN	II		
6L1P	HPT	SIN	II		
6L7	PTG	SIN	II	6L7\$	8355-66
6LK1A	ELM		VIII		
6LK1B	ELM		VIII		
6L01I	ELS		VIII		
6N1P	TRI	TWN	II	6BK7\$	
6N1P-E	TRI	TWN		6N1P, E7100+	8356-66
6N2P	TRI	TWN	I	ECC83=, 6AX7\$	
6N2P-E	TRI	TWN		6N2P, E7101+	
6N3P	TRI	TWN	II	ECH42=, 2C51\$	
6N3P-E	TRI	TWN		6N3P, E7102+, 5670\$	
6N4P	TRI	TWN	II	12AY7\$	13892-68
6N5P	TRI	TWN	II		
6N5S	TRI	TWN	II	6ASTG\$	
6N6	DJO	TWN		6KH6B+, 6H6\$	
6N6P	TRI	TWN	II		
6N7	TRI	TWN	II	6N7\$, 6N7S+	8374-66
6N7S	TRI	TWN	II	6N7-6T\$	
6N8	TRI	TWN		6N8S+, 6SN7GT\$	
6N8M	TRI	TWN		6N8S+, 6SN7GT\$	
6N8S	TRI	TWN	II	6SN7-6T\$	
6N9	TRI	TWN		6N9S+, 6SL7GT\$	8378-66
6N9M	TRI	TWN		6N9S+, 6SL7GT\$	
6N9S	TRI	TWN	II	6SL7GT\$	
6N10	TRI	TWN		6N10S+, 6SC7GT\$	
6N10M	TRI	TWN		6N10S+, 6SC7GT\$	
6N10S	TRI	TWN	II	6SC7GT\$	8378-66
6N11	TRI	TWN		6N5S+, 6AS7G\$	
6N12S	TRI	TWN	II	6DN7\$, 5687\$	
6N13S	TRI	TWN	II	6080\$, 6AS7\$	
6N14P	TRI	TWN	II	ECC84=, 6CN7\$	
6N15	*TRI	TWN	II	6J6\$, 6N15P+	8378-66
6N15P	TRI	TWN	II	6J6\$, ECC91=	
6N16B	TRI	TWN	II		
6N17B	TRI	TWN	II		
6N18B	TRI	TWN	II		
6N19P	TTR	DWD	II		8358-66
6N21B	TRI	TWN	II		
6N23P	TRI	TWN	II	ECC86=, 6DJ8\$	
6N24P	TRI	DJO		ECC89=, 6FC7\$	
6N25G	TET	TWN	II		
6N26P	TRI	TWN	II		8376-66
6N27P	TRI	TWN	II	ECC86=, 6GM8\$	
6N28B	TRI	TWN	II		
6N28B-V	TRI	TWN	II		
6P1P	BEA	SIN	II	EL90=, 6AG5\$	
6P2	BEA	SIN		6P6S+, 6V6GT\$	8376-66
6P2P	PND	SIN	II		
6P3	BEA	SIN		6P3S+, 6L66\$	
6P3B	BEA	SIN		6P3S+, 6L66\$	
6P3S	BEA	SIN	II	6L66\$	
6P3S-YE	BEA	SIN		6P3S, E7121+	8375-66
6P4	*PND	SIN	II	666G\$	
6P6	BEA	SIN		6P6S+, 6V6GT\$	
6P6B	*PND	SIN	II	6F6\$	
6P6P	*BEA	SIN			
6P6S	BEA	SIN	II	6V6-6T\$	8375-66
6P7	*BEA	SIN		6P7S**, 6BG6GA\$	
6P7S	BEA	SIN	II	6P7S**, 6BG6GA\$	
6P8P	TRI	SIN		6S1P+, 9002\$	
6P8S	*PND	SIN	II	666G\$	

GROUP I, NUMERICAL					
TYPE NUMBER	KIND	TYPE	TABLE NO.	SIMILAR TYPES	COST SPEC. NO.
6P2	BEA	SIN	II	6AG7b	8377-57
6P2E	BEA	SIN	II	6AK7b	
6P13b	BEA	SIN	II		
6P14P	BEA	SIN	II	EL84=, 6R05b	10066-66
6P15P	BEA	SIN	II		10A79-66
6P17b	BEA	SIN	II		
6P18P	BEA	SIN	II	6J00b, EL82	
6P20b	*BEA	SIN	II	6C85b, 6CD6b	
6P21S	*BEA	SIN	II		
6P23S	BEA	SIN	II		
6P25b	PND	SIN	II		
6P27S	BEA	SIN	II	6CA7b	
6P30b	PND	SIN	II		
6P31S	BEA	SIN	II		
6P33P	PND	SIN	II	6CW5b	
6P34S	PND	SIN	II		
6P36S	BEA	SIN	II	66B5b	13883-68
6P37N	PND	SIN	II		
6P42S	BEA	SIN	II		
6R1b	TRI	DWD		6G1+, 6SR7b	
6R2P	BEA	DUD	II		
6R3S	BEA	DUD	II		
6R7	TRI	DWD		6G7+, 6Q7b	
6R1b	TRI	DWD		6G7+, 6Q7b	
6R17b	TRI	DWD		6G2+, 6S07b	
6S1b	TRI	SIN		6S6b+, 5703b	
6S1P	TRI	SIN	II	9002b	
6S1ZH	TRI	SIN	II	4b71b, 955b	
6S2	TRI	SIN		6J5-GTb	
6S2b	TRI	SIN	II	6S7b+, 5744b	
6S2P	TRI	SIN	II	6J4b	8353-67
6S2S	TRI	SIN	II	6J5-GTb	8081-67
6S3B	TRI	SIN	II	6K4Ab	
6S3P	TRI	SIN	II		
6S4	*TRI	SIN		6F5b	
6S4B	TRI	SIN	II	6F5b	
6S4P	TRI	SIN	II	6B4b	
6S4S	TRI	SIN	II	6B4-Gb	8373-66
6S5	TRI	SIN	II	6S5S+, 6C5GTb, 6J5GTb	
6S5B	TRI	SIN		6C5-GTb	
6S5D	TRI	SIN	II	TM1+*, 2C40b	
6S5S	TRI	SIN	II	6C5-GTb, 6J5GTb, 6S5b	8368-57
6S6b	TRI	SIN	II	5703b	
6S7b	TRI	SIN	II	5744b	
6S6P	TRI	SIN		6S1P+, 9002b	
6S6S	TRI	SIN	II	2C22b	
6S7D	TRI	SIN	II		
6S100	TRI	SIN	II		
6S110	TRI	SIN	II		
6S130	TRI	SIN	II		
6S15P	TRI	SIN	II		
6S160	TRI	SIN	II		
6S17K	TRI	SIN	II		
6S18S	TRI	SIN	II		
6S19P	TRI	SIN	II		12R41-67
6S20S	TRI	SIN	II	6B04b	
6S210	*TRI	SIN	II		
6S25b	TRI	SIN	II		
6S26b	TRI	SIN	II	6S6b+	
6S27b	TRI	SIN	II	6S7b+	
6S28b-V	TRI	SIN	II		
6S29b-V	TRI	SIN	II		
6S30b	TRI	SIN	II		
6S31b	TRI	SIN	II		
6S32b	TRI	SIN	II		
6S33S	TRI	SIN	II		
6S34A-V	TRI	SIN	II		
6S35A-V	TRI	SIN	II		
6S36K	TRI	SIN	II		
6S37b	TRI	SIN	II		

GROUP I, NUMERICAL					
TYPE NUMBER	KIND	TYPE	TABLE NO.	SIMILAR TYPES	COST SPEC. NO.
6S39S	TRI	SIN	II		
6S40P	TRI	SIN	II		
6S41S	TRI	SIN	II		
6S440	TRI	SIN	II		
6S45K	TRI	SIN	II		
6S45P-YE	TRI	SIN	II		
6S46b	TRI	SIN	II		
6S47S	TRI	SIN	II		
6S48D	TRI	SIN	II		
6S50D	TRI	SIN	II		
6S51N	TRI	SIN	II	7b86b	
6S52N	TRI	SIN	II	7895b	
6S53N	TRI	SIN	II	8058b	
6S57	PND	TRI	II		
6T54P	DWD	SIN	II	6X4b	8347-66
6T54S	DIO	SIN	II		
6T55S	DWD	SIN	II	6X5GTb	8528-66
6T51UP	DIO	SIN	II	6B3b	
6T513P	DIO	SIN	II		
6T515S	DIO	TWN	II		
6T517b	DIO	SIN	II	6B4	
6T519P	DIO	SIN	II		
6V1P	PND	SIN	II		
6V2P	PND	SIN	II		
6V3S	PND	SIN	II		
6V4H1	DWD	SIN	II		
6Yc1P	TRI	SIN	II	EM8U=, 6BR5b	10A81-66
6Ye2P	TRI	SIN	II		
6Yc3P	TRI	SIN	II		
6Yc5	*TRI	SIN		6YE5S+	
6Ye5S	TRI	SIN	II	6YE5*, 6E5b	8379-66
6Zn1b	PND	SIN	II	5702b	
6Zn1L	PND	SIN	II		
6Zn1P	PND	SIN	II	6AK5b, 6F95=	8349-66
6Zn1P-E	PND	SIN		6Zn1P, E7112+, 5654b	
6Zn12H	PND	SIN	II	954b	
6Zn2b	PND	SIN	II	5784b, 5639b	
6Zn2M	PND	SIN	II	1851b	
6Zn2P	PND	SIN	II	6ZH2P-E, E7113+, 6ASb, 11317-65	
6Zn2P-E	PND	SIN		6ZH2P, E7113+, 5725b	
6Zn3	PND	SIN	II	6SH7b	80A5-67
6Zn3M	*PND	SIN	II	6AB7/1b, 53b	
6Zn3P	PND	SIN	II	6AG5b, 6F96=	8350-66
6Zn4	PND	SIN	II	6AC7b, 6AB7b	8364-66
6Zn4B	*PND	SIN		6AG7b	
6Zn4E	PND	SIN	II	6AB7b, 6AC7b	
6Zn4P	PND	SIN	II	6AU6b, 6F94=	12398-66
6Zn5	*TRI	SIN		6J5b	
6Zn5A	*PND	SIN	II		
6Zn5B	PND	SIN	II		
6Zn5P	BEA	SIN	II	6AH6b	8351-66
6Zn6M	*PND	SIN		6J7b	
6Zn6P	*PND	SIN		6J7b	
6Zn6S	PND	SIN	II	Zo2=	
6Zn7	PND	SIN	II	6J7	8365-66
6Zn7b	*PND	SIN		6W7b	
6Zn8	PND	SIN	II	6S7b	8366-67
6Zn8S	PND	SIN	II		
6Zn9B	PND	SIN	II		
6Zn9c	PND	SIN	II		
6Zn9P	PND	SIN	II	E180F=, 6688b	11702-66
6Zn9P-E	PND	SIN		6ZH9P, E7114+	
6Zn10b	PND	SIN	II		
6Zn10P	PND	SIN	II		
6Zn11b	*PND	SIN		6SH7b	12R42-67
6Zn11P	PND	SIN	II	6B05b	
6Zn11P-E	PND	SIN		6ZH11P+, E7115+	
6Zn12b	*PND	SIN		6S67b	
6Zn13	PND	SIN		6ZH13L+	
6Zn13L	PND	SIN	II	6ZH13	

GROUP I, NUMERICAL

TYPE NUMBER	KIND	TYPE	TABLE NO.	SIMILAR TYPES	COST SPEC. NO.
6Zn20P	BEA	DIO	II		
6Zn21P	BEA	DIO	II		
6Zn22P	DIO	BEA	II		
6Zn23P	PND	II			
6Zn310K	PND	SIN	II	EF95=	
6Zn320	PND	SIN	II		
6Zn32P	PND	SIN	II		14072-68
6Zn33AV	PND	SIN	II		
6Zn350V	PND	SIN	II		
6Zn36P	PND	SIN	II		
6Zn396-VPND	SIN	II			
6Zn40P	PND	SIN	II	6ET60	
6Zn43P	PND	SIN	II		
6Zn44P	PND	SCG	II		
6Zn450V	PND	SIN	II		
6Zn460YEPND	SIN	II			
6Zn49P-0PND	SIN	II			
6Zn52P	PND	SIN	II		
6Zn53P	PND	SIN	II		
U7	REG		XIII		
U7A	REC	XI		D6-TS21**	
U7B	REC	XI		D6-TS22**	
U7D	REC	XI		D6-TS25**	
U7G	REC	XI		D6-TS24**	
U7V	REC	XI		D6-TS23**	
U7Ye	RLC	XI		D6TS26	
U7Zn	REC	XI		D6-TS27**	
DG-TS7	REC	XI		D2M+	
DK-S7	MIX	XIV			
DK-S7M	MIX	XIV			
DK-V7	DET	XIV			
EM-7	TRI	SIN	II		
F-7	PHO	XV1			
FS-K7	PHC	XV			
FSK-7A		XV			
FSK-7b		XV			
FSK-07		XV			
GI-7b	TRI	SIN	III	LD7	
GMI-7	TET	SIN	III		
GS-7	COU	XXI			
GS-7	TRI	SIN		GK-3000+	
GS-7A	TRI	SIN	III		
GS-7B	TRI	SIN	III		
NS-7	TRI	SIN		6-811+, 811-A5	
LD-7	TRI	SIN		61-7b+	
LI-7	IC	VIII			
LN-7	ST	VIII			
LP-7	COM	VII			
MS-7	COU	XXI			
P7		X			
R-7		XXII			
SAT-7	COU	XXI			
SBM-7	COU	XXI			
SBT-7	COU	XXI			
SG7S	DIO	SIN	V		
SNM-7	COU	XXI			
TKH-70	THM	XVIII			
TVB-7	THM	XVIII			
UV-7	TWT	IX			
7LUM	OS	VIII			
7LG551	OS	VII		3BP10	
7P12S	PND	SIN	II		
7Zn12S	PND	SIN	II	328A0	
U6	REG	XIII			
DG-TS8	RLC	XI		D2V+	
DK-V8	VID	SI	XIV		
LM-8	PND	SIN	II		
F-8	PHO	XVI			
FS-K8	PHC	XV			
GI-8	PND	SIN	III		

GROUP I, NUMERICAL

TYPE NUMBER	KIND	TYPE	TABLE NO.	SIMILAR TYPES	COST SPEC. NO.
GS-8	COU	XXI			
GS-8B	TET	SIN	III		
GUB	TRI	SIN	III		7711-55
KMT-8	TMS	XIX			
LN-8	ST	VIII			
MMT-8	TMS	XIX			
MS-8	COU	XXI			
P8		X			
P8A		X			
R-8		XXII			
SAT-8	COU	XXI			
SBM-8	COU	XXI			
SBT-8	COU	XXI			
SG8S	DIO	SIN	V		
SNM-8	COU	XXI			
STS-8	COU	XXI			
T80	TMS	XIX			
T8E	TMS	XIX			
T8M	TMS	XIX			
T8R	TMS	XIX			
T8S1	TMS	XIX			
T8SIM	TMS	XIX			
T8S2	TMS	XIX			
T8S2M	TMS	XIX			
T8S3	TMS	XIX			
T8S3M	TMS	XIX			
T8B/S	TRI	TriY		T61-2.5/4+	
TKH-86	HEX	VII			
TVB-8	THM	XVIII			
VS-8	COU	XXI			
8LK2B	Tv	VIII			
8LM3V	OS	VIII			
8LU20	OS			8L029+, 3BP1A5	
8LJ31	OS	VIII			
8LU4I	OS	VIII			
8LU29I	OS	VIII		3BP15	
8LU29M	OS	VIII			
8LU30I	OS	VIII		3DP15	
8LU30M	OS	VIII			
8LU39V	OS	VIII		3JP75	
D9A	REC	XI			
D9B	REC	XI			
D9D	REC	XI			
D9G	REC	XI			
D9I	REC	XI			
D9K	REC	XI			
D9L	REC	XI			
D9M	GEP	XI			
D9V	REC	XI			
D9Ye	REC	XI			
D9Zn	REC	XI			
DG-TS9	REC	XI		D2A+	
F-9	PHO	XV1			
G-9	TRI	SIN		6U65+	
GK9P	TRI	SIN	III		
GS-9	COU	XXI			
GS90	TRI	SIN	III		
LD-9	TRI	SIN		6S-90+	
MMT-9	TMS	XIX			
MS-9	COU	XXI			
P9		X		2N350	
P9A		X			
R-9		XXII			
SAT-9	COU	XXI			
SG9S	DIO	SIN	V		
SI-900	COU	XXI			
SNM-9	COU	XXI			
T9	TMS	XIX			
TKH-96	THM	VII			
TVB-9	THM	XVIII			

GROUP I, NUMERICAL

TYPE NUMBER	KIND	TYPE	TABLE NO.	SIMILAR TYPES	COST SPEC. NO.
VS-9	COU		XXI		
VS-9T	COU		XXI		
9L0II	OD		VIII		
010	REC		XI		
010A	REC		XI		
010s	REC		XI		
DGTS10	REC		XI	D2B+	
r-10	PHO		Xv1		
G10	TRI SIN		III		
G-10A	TRI SIN			GU-10A+	
G-10KA	TRI SIN			GU-10B+	
GK10P	TRI SIN		111		
GK0-10	TRI SIN			GK-2000+	
GS-10	COU		XXI		
GSH-10	NOI		IX		
GT-10	TRI SIN			646+	
G010A	TRI SIN		III		12843-67
G010B	TRI SIN		III		
ISK10			XX		
ISP10			XX		
IST10			XX		
KMT-10	TMS		XIX		
MO-10	TRI SIN		III		
P10			X	2H35s	
P10A	GAP		X		
P10B	GAP		X		
R-10			XXII		
SBT-10	COU		XXI		
SG10S	REG		V		
SI-10B6	COU		XXI		
T0-10	PND SIN			10P12S	
V0-10	POW		XII		
V0-10-30	POW		XII		
V0-10-45	POW		XII		
V0-10-55	POW		XII		
V0-10-50	POW		XII		
V0-10-110	POW		XII		
V0-10-150	POW		XII		
VK-10	POW		XII		
VKU-10-0.25	SCR S14		XII-A		
VKU-10-0.5	SCR S14		XII-A		
VKU-10-0.75	SCR S14		XII-A		
VKU-10-1.0	SCR S14		XII-A		
VKU-10-1.5	SCR S14		XII-A		
VKU-10-2.0	SCR S14		XII-A		
VKU-10-2.5	SCR S14		XII-A		
VKU-10-3.0	SCR S14		XII-A		
10LK2B	PR		VIII		
10Lx3B	TV		VIII		
10L02I	OU		VIII		
10L043I	OU		VIII		
10P12S	PND SIN		II		
10ZH1L	PND SIN		II	10ZH3L+	
10ZH3L	PND SIN		II	10ZH1L+	
10ZH3P	PND SIN				
10ZH12S	PND SIN		II	310A\$	
D11	REC		XI		
DK-V11	VID SI		XIV		
FEU-11	PHM		XVI		
GI-11B	TRI SIN		III	LD-11	
GS-11	COU		XXI		
GSH-11	NOI		IX		
G011A	TRI SIN		III		
G011B	TRI SIN		III		
KMT-11	TMS		XIX		
LD11	TRI SIN			GI-11B+	
MS-11	COU		XXI		
P11			X	2N94s	
P11A	GAP		X		
R-11			XXII		

GROUP I, NUMERICAL

TYPE NUMBER	KIND	TYPE	TABLE NO.	SIMILAR TYPES	COST SPEC. NO.
SI-11B6	COU		XXI		
TKH-116	TET		VII		
VS-11	COU		XXI		
11Lx1B			VIII		
11Lx2G	JT		VIII		
11Lx3G	UT		VIII		
012	REC		XI		
D12A	REC		XI		
DGTS12	REC		XI		
FEU-12	PHM		XVI		
GI-12B	TRI SIN		III	LD-12	
GS-12	COU		XXI		
G012A	TRI SIN		III	800s	
K-12	KLO		IX		
KIU12	KLA		IX		
KMT-12	TMS		XIX		
LD12	TRI SIN			GI-12B\$	
M1-12	MAG		IX		
MMT-12	TMS		XIX		
MS-12	COU		XXI		
OS12/500	*PND SIN			6837=	
P12			X	2H112s	
P12A	GAP		X		
R-12			XXII		
SI-12B6	COU		XXI		
TKH-12G			VII		
12B1M	PND DWD		II		
12B2M	PND DWD		II		
12G1	TRI DWD		II	12SK7s	
12G2	TRI DWD		II	12S07s	
12K1M	PND SIN		II		
12K3	PND SIN		II	12SK7s	
12K4	PND SIN		II	12SG7s	
12K12B	*PND SIN			12S67s	
12K17B	*PND SIN			12SK7s	
12KH3S	DWD SIN		II	LG1	
12M1M	PND TRI		II		
12N1	TRI Twn			12N11S+, 12AH7GTs	
12N4P	TRI Twn		II	12AY7s	
12N10	TRI Twn			12N10S+, 12SC7GTs	
12N10M	TRI Twn			12N10S+, 12SC7GTs	
12N10S	TRI DUO		II	12SC7s	
12N11S	TRI Twn		II	12AH7GTs	
12P4S	PND SIN		II	12A6s	
12P14S	BEA SIN		II		
12P17L	PND SIN		II		
12R1B	TRI DWD			12G1+, 12SR7s	
12R17B	TRI DWD			12G2+, 12S07s	
12S2	*TRI SIN		II		
12S3S	*TRI SIN		II	LD1+	
12S42S	TRI SIN		II		
12ZH1	*PND SIN			12ZH1L+	
12ZH1L	PND SIN		II	12ZH1	
12ZH1M	PND SIN		II		
12ZH3L	PND SIN		II		
12ZH8	PND SIN		II	12SJ7s	
12ZH8B	*PND SIN			12SJ7s	
12ZH17B	*PND SIN			12SJ7s	
D13	REC		XI		
DGTS13	REC		XI		
FEU-13	PHM		XVI		
G-13	TRI SIN		III		
GI-13	TRI SIN		III		
GI-13B	TRI SIN		III		
GM13	TET SIN		III		
GU13	BEA SIN		III	813s	
LI-13	IM		VIII		
MMT-13			XIX		
MS-13	COU		XXI		
P13			X	2N43s	

GROUP I, NUMERICAL

TYPE NUMBER	KIND	TYPE	TABLE NO.	SIMILAR TYPES	COST SPEC. NO.
P13A			X	2N34\$	
P13B			X		
SG13P	DIO	SIN	V	0A2\$	
SI-13G	COU		XXI		
TKH-13G			VII		
UV-13		TwT	IX		
V13/30	*DIO	SIN		V1-0	
VS-13	COU		XXI		
13LK1B	TV		VIII	5FP4\$	
13LK2B	TV		VIII		
13LK3B	TV		V111		
13LK6B	TV		V111		
13LK7B	TV		V111		
13LK8A	PT		V111		
13LM4V	OS		V111		
13LM6V	RA		V111		
13LM7V	RA		V111		
13LM31M	OS		VIII	5FP7\$	
13LM31V	OS		VIII		
13LM56I	OS		VIII	5FP1\$	
13LM57	OS		VIII	5FP7\$	
13LM57D	OS		VIII		
13LM58K	OS		VIII		
13LN2	ST		V111		
13L01B	*		VIII		
13L02B	*		VIII	5CP1-A*\$	
13L031	OS		VIII		
13L041	OS		VIII		
13L05P	*		VIII	5CP7-A\$	
13L06P	*		VIII	5FP7-A\$	
13L07V	OD		V111		
13L091	OS		V111		
13L036	OS		VIII	5FP7\$, L0736+	
13L036V	OS		VIII		
13L037A	OS		VIII	5CP7\$	
13L037I	OS			5CP1\$, L0737+	
13L037M	OS				
13L048A	OD		VIII	L0748+	
13L0481	OD			5SP1\$	
13L048M	OD				
13L054A	OS		VIII	L0754	
13L054M	OS				
13L054V	OS				
13L0101M					
13L0102M			VIII		
13L0104A	TV		VIII		
13P1	*BEA	SIN		13P1M+, 13P1S+	
13P1M	BEA	SIN		13P1+, 13P1S+	
13P1S	BEA	SIN	II	13P1+, 13P1M+	
13ZH41S	PND	SIN			
D14	REC		XI		
D14A	REC		XI		
DGTS14	REC		XI		
FEU-14	PHM		XVI		
GI-14B	TRI	SIN	III	LD-14	
KMT-14			XIX		
LI-14	IM		VIII		
MI-14	MAG		IX		
MS-14	COU		XXI		
P14			X	2H65\$	
P14A			X		
P14B			X		
SG14P	REG	AH	V		
TV-14	THM		XVIII		
UV-14	TwT		IX		
VS-14	COU		XXI		
D15	REC		XI		
DGTS15	REC		XI	D2N+	
FEU-15	PHM		XVI		
G-15A	TRI	SIN		GU-11A+	

GROUP I, NUMERICAL

TYPE NUMBER	KIND	TYPE	TABLE NO.	SIMILAR TYPES	COST SPEC. NO.
G-15RA	TRI	SIN		GU-16B+	
GDU-15	TRI	SIN		G-61+	
GS-15B	TET	SIN	III		
GU15	BEA	SIN	III		
IFK15-1			XX		
ISSH15			XX		
K-15	KLO		IX		
KIU15	KLA		IX		
LI-15	IM		VIII		
MI-15	MAG		IX		
P15			X	2N43\$, OC604=	
P15A	GAP		X		
SG15P	DIO	SIN	V		
SG15P1	DIO	SIN	V		
TG-15/3	TRI	ThY		TG1-5/3+	
TR-15/2	TRI	ThY		TR-1-5/2+	
TV-15	THM		XVIII		
VG15/5000	DIO	SIN		GG1-0.5/5+	
15AoS	PND	SIN	II		
D16	REC		XI		
D16A	REC		XI		
DGTS16	REC		XI	D2P+	
FEU-16	PHM		XVI		
GI-16B	TET	SIN	III		
GU16B	TRI	SIN	III		
LG-16	DIO	SIN		2D25+	
MI-16	MAG		IX		
MS-16	COU		XXI		
P16			X	2N55\$, OC604=	
P16A			X		
P16B			X		
SG16P	DIO	SIN	V	OC2\$	
TV-16	THM		XVIII		
VS-16	COU		XXI		
16LK1B			VIII		
16LM1G	RA		V111		
16L02I	OD		V111		
16L03I	OS		V111		
D17	REC		XI		
DGTS17	REC		XI		
FEU-17	PHM		XVI		
FEU-17A	PHM		XVI		
G-17B	TRI	SIN	III		
GI-17	TRI	SIN	III	6480*	
GU-17	BEA	TWN	III	6360\$	
LI-17	IM		VIII		
MST-17	COU		XXI		
P17			X		
P17A			X		
P17B			X		
SG17S	DIO	SIN	V		
D18	GEP		XI		
FEU-18	PHM		XVI		
FEU-18A	PHM		XVI		
GI-18B	TRI	SIN	III		
GS-18	TRI	SIN		GK-2000+	
GU-18	BEA	TWN	III		
LI-18	VI		VIII		
MST-18	COU		XXI		
P18			X		
P18A			X		
P18B			X		
R-18			XXII		
SG18S	DIO	SIN	V		
18LK1B	TV		VIII		
18LK2B	TV		VIII	70P4\$	
18LK3V	*		VIII		
18LK4B	TV		VIII		
18LK5B	TV		VIII		
18LK7B	TV		VIII		

GROUP I, NUMERICAL

TYPE NUMBER	KIND	TYPE	TABLE NO.	SIMILAR TYPES	COST SPEC. NO.
18L _A 9A	PT		V111		
18L _A 11b	TV		V111		
18L _A 12b	TV		V111		
18L _A 13L	TV		V _A 11		
18L _A 14T	ELS		VIII		
18L _A 15	TV		VIII		
18L _A 35	RA		V111		
18L _A 35	OS		V111	78P7A ₅	
18L _A 35V	OS		VIII	78P7 ₅	
18L _U 1A	*		VIII		
18L _U 1P	*			78P7A ₅	
18L _U 40b	TV		VIII	7JP4 ₅ , LK740+	
18L _U 47A	OD		VIII		
18L _U 47V	OD		VIII		
U19	GEP		XI		
D19 _A	GEP		XI		
D19 _B	GEP		XI		
FEU-19M	PHM		XVI		
GI-19 ₅	TRI SIN		III		
GU-19 ₁	bEA T _W N		III		
P19			X		
SG19S	JIO SIN		V		
SI-19 ₆	COU		XXI		
19L _A 4 _B	TV		VIII		
D20	GEP		XI		
FEU-20	PHM		XVI		
GK20	TRI SIN		III		
I-20/1.5	TRI IG _N		IV		
I-20/1.500	*JIO IG _N		IV		
IFK20			XX		
M-20/35	TRI SIN			GM-1A+	
MJ20	TRI SIN		III		
P20			X		
P20A			X		14073-68
P20B			X		14073-68
SG20G	JIO SIN		V		
SI-20G	COU		XXI		
GV20-118	*TET SIN			GMI-83=	
I-20bFL	COU		XXI		
TKP-20	TMS POW		XIX		
TR-20/15	TRI TH _Y			TR-1-6/15+	
V20/20	*JIO SIN			V1-0.02/20+	
VKU-20-u.25	SCR S14		XII-A		
VKU-20-u.5	SCR S14		XII-A		
VKU-20-u.75	SCR S14		XII-A		
VKU-20-1.0	SCR S14		XII-A		
VKU-20-1.5	SCR S14		XII-A		
VKU-20-2.0	SCR S14		XII-A		
VKU-20-2.5	SCR S14		XII-A		
VKU-20-3.0	SCR S14		XII-A		
20L _M 1YL			VIII		
U21			XI		
DGTS21	REC		XI		D7A+
GI-21B	TRI SIN		III		
GU21B	TRI SIN		III		
P21			X		
P21A			X		
P21B			X		
P21D			X		14073-68
P21G			X		14073-68
P21V			X		14073-68
P21Ye			X		14073-68
K-21			XX11		
SI-21G	COU		XXI		
DGTS22	REC		XI		D7B+
FEU-22	PHM		XVI		
GI-22	TRI SIN		III		
SI-22G	COU		XXI		
GU22A	TRI SIN		III		10030-62
LI-22	IM		VIII		

GROUP I, NUMERICAL

TYPE NUMBER	KIND	TYPE	TABLE NO.	SIMILAR TYPES	COST SPEC. NO.
P22			X		
22L _U 1A	OS		V111		
DGTS23	REC		XI		D7V+
FEU-23	PHM		XVI		
GU23A	TRI SIN		III		10031-68
GU-23b	TRI SIN		III		
LI-23			VIII		
P23			X		
P23A					
23L _A 1b	TV		VIII		9CP4 _B
23L _A 2b	TV		VIII		
23L _A 5b	TV		V111		
23L _A 6I	PT		V111		
23L _A 7b	TV		V111		
23L _A 8b	TV		VIII		
23L _A 9d	ELS		VIII		
23L _A 41I	TV		V111		
23L _M 35	RA		V111		
23L _M 34	OS		VIII		9GP7 _B
23L _M 34V	OS		VIII		
23L _U 1P	OS				9GP7 _B
23L _U 51A	OS		VIII		
DGTS24	REC		XI		D7G+
FEU-24	PHM		XVI		
GI-24A	TRI SIN		III		
GU24A			III		
K-24			XX11		
DGTS25	REC		XI		D7D+
EVU-25/1.0	IGN HG		IV		
FEU-25	PHM		XVI		
GI-25	TRI SIN		III		
GU25b	TRI SIN		III		
ISK25			XX		
P25			X		
P25A			X		
P25B			X		
T-25bFL	COU		XXI		
VK-25	POW		XII		
25L _M 1V	RA		V111		
25P1	bEA SIN		II		25L6 _B
25P1S	bEA SIN		II		25L6 _B
DGTS26	REC		XI		D7E+
FEU-26L	PHM		XVI		
GU26A	TRI SIN		III		
GU26b	TRI SIN		III		
K-26	KLO		IX		
P26			X		
P26A			X		
P26d			X		
DGTS27	REC		XI		D7ZH+
FEU-27	PHM		XVI		
GU27A	TET SIN		III		
GU27b	TET SIN		III		B27-R5
P27			X		
P27A			X		
FEU-28	PHM		XVI		
GSH-28	NOI		IX		
GU28A	TET SIN		III		
GU28b	TET SIN		III		
M28	TRI SIN		III		
P28			X		
FEU-29	PHM		XVI		
G29	TRI SIN		III		
GSH-29	NOI		IX		
GU29	bLA T _W N		III		B29-U ₅
K-29	KLO		IX		9839-68
P29			X		
P29A			X		
FEU-30	PHM		XVI		
GDU-30	TRI SIN				GS-31+

GROUP I, NUMERICAL

TYPE NUMBER	KIND	TYPE	TABLE NO.	SIMILAR TYPES	COST SPEC. NO.
GI-30	BEA	TWN	III	3E295	
GMI-30	TKI	SIN	III		
GS-30	COU		XXI		
GU30A	TRI	SIN	III		
K-30	KLO		IX		
M-30/450	TRI	SIN		GMI-30+	
P30			X		
T-30BFL	COU		XAI		
VG-30	POW		XII		
30LK1B	TV		VIII	31LK1B+	
30P1	BEA	SIN		30P1S+	
30P1M	*BEA	SIN		30P1S+	
30P1S	BEA	SIN	II	30P1M	
30TS1M	UIO	SIN	II	30VKH1+, 30TS6S+	
30TS6S	UIO	TWN	II	30VKH1+, 30TS14*	8078-67
30VJ1	UIO	SIN	II	30TS1M+	
30VKH1	UIO	SIN	II	30TS6S+	
FEU-31	PHM		XVI		
GU31	TET	SIN	III		
K-31	KLO		IX		
P31			X		
P31A			X		
31LK1B	TV		V,II		
31LK2B	TV		VIII	12LP45	
31LK32	OS		VIII	12DP7A5	
31LK32V	OS		VIII		
31LU1P			VIII	12DP75	
31LU33	OS		VIII	12GP75	
31LU33V	OS		VIII		
FEU-32	PHM		XVI		
G32	TRI	SIN	III		
GU32	BEA	TWN	III	8325	9838-68
K-32	KLO		IX		
P32			X		
FEU-33	PHM		XVI		
GU335	TET	SIN	III		
K-33	KLO		IX		
FEU-34	PHM		XVI		
GU34B	TET	SIN	III		
K-34	KLO		IX		
FEU-35	PHM		XVI		
GU-35J	TET	SIN	III		
K-35	KLO		IX		
P35			X		
35LK25	TV		VIII		8815-58
35LK4B	TV		V,III		
35LK6B	TV		VIII		
FEU-36	PHM		XVI		
G36	TRI	SIN	III		
GK36	TRI	SIN		GK-20+	
GU-365	TET	SIN	III		
P36A			X		
FEU-37	PHM		XVI		
GU-37B	TRI	SIN	III		
MP37A			X		
MP375			X		
P37			X		
P37A			X	MP37A+	
P375			X	MP275+	
FEU-38	PHM		XVI		
P38			X		
P38A			X	MP38A+	
MP38A			X		
FEU-39	PHM		XVI		
GU-39A	TET	SIN	III		10746-67
GU-39J	TET	SIN	III		11260-65
GU39P	TET	SIN	III		
M39	TRI	SIN	III		
P39			X		
P395			X		

GROUP I, NUMERICAL

TYPE NUMBER	KIND	TYPE	TABLE NO.	SIMILAR TYPES	COST SPEC. NO.
FEU-40	NSP		XVI		
GU-40B	TET	SIN	III		
P40			X		
P40A			X		
P40B			X		
T-40BFL	COU		XXI		
V40/100	UIO	SIN		V1=0.1/40+	
40LK1B	TV		V,III	16AP45	
K-41	KLO		IX		
P41			X		
P41A			X		
FEU-42	NSP		XVI		
K-42	KLO		IX		
P42			X		
P42A			X		
P42B			X		
42LM2YE			VIII		
FEU-43	NSP		XVI		
GU43B	TET	SIN	III		
43LK2B	TV		V,III		
43LK35	TV		V,III		
43LK65	TV		V,III		
43LK75	TV		V,III		
43LK85	TV		V,III		
43LK9B	TV		V,III		
FEU-44	NSP		XVI		
FEU-45	NSP		XVI		
45LM1B			V,III		
45LK2U	KA		V,III		
45LK3N	KA		V,III		
FEU-46	NSP		XVI		
G46	TRI	SIN	III		
FEU-47	NSP		XVI		
G47	TRI	SIN	III		
S6-47	PND	SIN	II		
47LK15	TV		V,III		
47LK2B	ELS		V,III		
FEU-48	NSP		XVI		
K-48	KLO		IX		
FEU-49	PHM		XVI		
G-49	TRI	SIN		GS-4+	
EVU-50/1.0	IGN	HG	IV		
FEU-50	PHM		XVI		
GU-50	TRI	SIN		G-46+	
GU50	PND	SIN	III	LSS0=	12407-66
I-50/1.5	TRI	IGN	IV		
I-50/1500	UIO	IGN	IV		
IFK50			XA		
L50	*PND	SIN		GU50=	
M50	TRI	SIN	III		
T-50BFL	COU		XAI		
TKP-50A	TMS	POW	XIX		
TKP-50B	TMS	POW	XIX		
VG-50	POW		XII		
VK-50	POW		XII		
VKU-50-0.25	SCR	S14	XII-A		
VKU-50-0.5	SCR	S14	XII-A		
VKU-50-0.75	SCR	S14	XII-A		
VKU-50-1.0	SCR	S14	XII-A		
VKU-50-1.5	SCR	S14	XII-A		
VKU-50-2.0	SCR	S14	XII-A		
VKU-50-2.5	SCR	S14	XII-A		
VKU-50-3.0	SCR	S14	XII-A		
FEU-51	PHM		XVI		
5MB1A	TRI	SIN	III		
MI-51	MAG		IX		
S5-51	PND	SIN	II		
STSV51	PHO		XVI		
51LS1	CH		V,III		
FEU-52	PHM		XVI		

GROUP I, NUMERICAL					
TYPE NUMBER	KIND	TYPE	TABLE NO.	SIMILAR TYPES	COST SPEC. NO.
MI-52	MAG		IX		
FEU-53	PHM		XVI		
M53	TRI	SIN	III		
MI-53	MAG		IX		
53Lk2B	TV		VIII		
53Lk3B	TV		VIII		
53Lk4TS			VIII		
53Lk5b	TV		VIII		
53Lk6b	TV		VIII		
FEU-54	PHM		XVI		
G-54	TRI	SIN		GS-6+	
MI-54	MAG		IX		
R-54			XXII		
FEU-55	PHM		XVI		
FEU-56	PHM		XVI		
G-56	TRI	SIN		G29+	
Gm57	TRI	SIN	III	MS50**, M457+, UB180=	
M57	TRI	SIN	III		
SO-57	PND	SIN	II		
FEU-58	PHM		XVI		
G-58	TRI	SIN		GK-3000+	
FEU-59	PHM		XVI		
59Lk1B	TV		VIII		
59Lk2B	ELS		VIII		
FEU-60	PHM		XVI		
Gm60	TRI	SIN	III	M600**	
GS-60	COU		XXI		
T-60BFL	COU		XXI		
G61	TRI	SIN	III		
GU61P	TET	SIN	III		
FEU-62	PHM		XVI		
G62	TRI	SIN	III		
GU62P	TRI	SIN	III		
M62	MAG		IX		
FEU-64	PHM		XVI		
G-64	TRI	SIN		GS-3B+	
G65	TRI	SIN	III		
65Lk1B			VIII		
GU66P	TRI	SIN	III		
FEU-67	PHM		XVI		
G68	TRI	SIN	III		
GI-70B	TRI	SIN	III	LD-70	
FEU-70			XVI		
GM-70	TRI	SIN	III		
GM70B	TRI	SIN	III		
ISP70			XX		
LD70	TRI	SIN		GI-70B+	
V70/1000	DIO	SIN		V1-0.3/70+	
GK71	PND	SIN	III	6471+, 471A*	
GU72	PND	SIN	III		
M74	TRI	SIN	III		
75Sb-30	*DIO	SIN		S62S+, 0A3\$	
GI-76B	TRI	SIN	III		
GU80	PND	SIN	III	0S450=, P800**	12404-66
M80	TRI	SIN	III		
T-80BFL	COU		XXI		
FEU-81			XVI		
GU81	PND	SIN	III		13048-67
FEU-82			XVI		
GMI-83	TET	SIN	III	QV20=P18=	
G88	TRI	SIN	III		
VO-88	DIO	TWN		4VKH1+	
GMI-89	TET	SIN	III	G-489**	
GU89A	TRI	SIN	III	889A\$	
GU89B	TRI	SIN	III	889R-A\$	
M89	TRI	SIN	III		
GMI-90	TET	SIN	III	G-490**	
GS90B	TRI	SIN	III	LD-90	
LU-90	TRI	SIN		GS-90B+	
MTKH90	TRI	THY	VII		

GROUP I, NUMERICAL					
TYPE NUMBER	KIND	TYPE	TABLE NO.	SIMILAR TYPES	COST SPEC. NO.
RB-90			XxII		
TGI-90/0	TRI	THY		TGI-1-90/B+	
G91	TRI	SIN	III		
G-92	TRI	SIN		GK-2000+	
K-92A	KLO		IX		
K-92B	KLO		IX		
K-92G	KLO		IX		
K-92V	KLO		IX		
MI-95	MAG		IX		
L-99	PTG	SIN		6A2P+, 68E6\$	
EVU-100/I.0	IGN	HG	IV		
G-100	TRI	SIN		G-29+	
G-100A	TRI	SIN		GK-3A+	
GD-100	TRI	SIN		G-47+	
GKE100	*TET	SIN	III	GE-1=	
GM100	TRI	SIN	III		
I-100/1.0	TRI	IGN	IV		
I-100/5.0	TRI	IGN	IV		
I-100/1000	*DIO	IGN	IV		
I-100/5000	*DIO	IGN	IV		
ISSH100-I			XX		
ISSH100-3			XX		
L100	*PND	DIO		6B2P*	
VG-100	POW		XII		
VK-100	POW		XII		
VKU100-0.25	SCR	S14	XII-A		
VKU100-0.5	SCR	S14	XII-A		
VKU100-0.75	SCR	S14	XII-A		
VKU100-1.0	SCR	S14	XII-A		
VKU100-1.5	SCR	S14	XII-A		
VKU100-2.0	SCR	S14	XII-A		
VKU100-2.5	SCR	S14	XII-A		
VKU100-3.0	SCR	S14	XII-A		
VKUV-100-0.25SCR	SCR	S14	XII-A		
VKUV-100-0.5	SCR	S14	XII-A		
VKUV-100-0.75SCR	SCR	S14	XII-A		
VKUV-100-1.0	SCR	S14	XII-A		
VKUV-100-1.5	SCR	S14	XII-A		
VKUV-100-2.0	SCR	S14	XII-A		
VKUV-100-2.5	SCR	S14	XII-A		
VKUV-100-3.0	SCR	S14	XII-A		
A101	DEC		XX11I		
AI-101A	TUN		XI-8		
AI-101B	TUN		XI-8		
AI-101D	TUN		XI-8		
AI-101G	TUN		XI-8		
AI-101I	TUN		XI-8		
AI-101V	TUN		XI-8		
AI-101YE	TUN		XI-8		
AI-101ZH	TUN		XI-8		
D101	REC		XI		
D101A	REC		XI		
LI-101	IC		VIII		
P101			X		
P101A			X		
P101B			X		
D102	REC		XI		
D102A	REC		XI		
P102			X		
D103	REC		XI		
D103A	REC		XI		
KD103A			XI		
KD103B			XI		
P103			X		
P103A			X		
S-103	TET	SIN		GKE-1000+	
D104	REC		XI		
D104A	REC		XI		
L-104	PND	SIN		6K4P+, 68A6\$	
P104			X		

GROUP I, NUMERICAL

TYPE NUMBER	KIND	TYPE	TABLE NO.	SIMILAR TYPES	COST SPEC. NO.
D105	REC		XI		
D105A	REC		XI		
KD105A			XI		
KU105B			XI		
KD105V			XI		
P105			X		
105S5-30	JIO	SIN		5G3S+, 0C3S	
U106	REC		XI		
D106A	REC		XI		
P106			X		
S-106	TET	SIN		GKE-150+	
D107	REC	SIP	XI		
D107A	REC	SIP	XI		
P107			X		
U6107	*TRI	SIN		451+	
U108	REC	SIP	XI		
GT108A			X		
GT108B			X		
GT108G			X		
GT108V			X		
P108			X		
P108A			X		
U109	REC	SIP	XI		
GT109A			X		
GT109B			X		
GT109D			X		
GT109G			X		
GT109I			X		
GT109V			X		
GT109YE			X		
GT109ZH			X		
P109			X		
S-109	TET	SIN		GKE-300+	
P110			X		
U6110	*TRI	SIN		452+	
P111			X		
P111A			X		
P111B			X		
VU-111D	DIO	SIN	IV		
P112			X		
SB-112	PND	SIN	II	4E1+	
MP113			X		
MP113A			X		
MP114			X		
MP115			X		
MP116			X		
SO-118	TRI	SIN		455+	
G120	TRI	SIN	III		
IFK120			XX		
MI-120	MAG		IX		
TR-120/15	TRI	THY		TR-1-40/15+	
SO-122	PND	SIN		4P1+	
SO-124	PND	SIN	II	4ZH5+	
VO-125	JIO	SIN	IV		
SK-127			XXII		
VG-129	DIO	SIN	IV		
UB-132	*TRI	SIN	II	453+	
KS133A	REG	SI	X111		
P135			X		
MI-137	MAG		IX		
KS139A	REG	SI	X111		
TO-141	*TRI	SIN	II	351+	
TO-142	*TRI	SIN	II	352+, 359+	
KS147A	REG	SI	X111		
SB-147	TET	SIN		4E2+	
SO-148	PND	SIN	II	4E3+	
GI-150	TRI	SIN	III		
GKE150	*TET	SIN	III	6E-2=	
GU150	TRI	SIN	III		7712-55
I-150/1.0	TRI	IGN	IV		

GROUP I, NUMERICAL

TYPE NUMBER	KIND	TYPE	TABLE NO.	SIMILAR TYPES	COST SPEC. NO.
M150	TRI	SIN	III		
150S5-30	*DIO	SIN		5G4S+, 0D3S	
SB-152	TRI	SIN	II		
UB-152	TRI	SIN	II	251+	
UB-153	TRI	SIN	II		
SB-154	PND	SIN	II	2E1+	
SB-155	BEA	SIN		2P2+	
UB-155	*BEA	SIN	II	2E2+	
KS156A	REG	SI	X111		
VG-161	DIO	SIN	IV		
VG-163			IV		
KS168A	REG	SI	X111		
VG-176	JIO	SIN	IV		
UB-178	TRI	SIN	II		
SO-182	PND	SIN	II		
UB-182	*TRI	SIN	II		
SO-185	TRI	SIN		455+	
U0186	*TRI	SIN	II	454+	
US-186	TRI	SIN		454+	
VO-188	DWD	SIN	IV	4VKH1*	
SB-190	PND	SIN	II		
191P	TET	SIN	II		
KS194A	REG		X111		
KS194B	REG		X111		
KS194C	REG		X111		
KS194V	REG		X111		
VO-196	DIO	SIN	IV		
VO-197	DWD	SIN	IV		
GD-200	TRI	SIN		65-4+	
I-200/1.5	TRI	IGN	IV		
IFP200			XX		
IVS200/2		IGN	IV		
TGI-200	TRI	THY	VII	MTI-2+	
VG200	POW		XII		
VK-200	POW		XII		
VKV200	POW		XII		
AI-201A	TUN		XI-B		
AI-201B	TUN		XI-B		
AI-201D	TUN		XI-B		
AI-201G	TUN		XI-B		
AI-201I	TUN		XI-B		
AI-201K	TUN		XI-B		
AI-201L	TUN		XI-B		
AI-201V	TUN		XI-B		
AI-201YE	TUN		XI-B		
AI-201ZH	TUN		XI-B		
U201A	REC		XI		
U201B	REC		XI		
U201D	REC		XI		
U201G	REC		XI		
U201TS	REC		XI		
U201V	REC		XI		
U201YE	REC		XI		
U201ZH	REC		XI		
KU-201A	SCR		XII-A		
KU-201B	SCR		XII-A		
KU-201D	SCR		XII-A		
KU-201G	SCR		XII-A		
KU-201I	SCR		XII-A		
KU-201K	SCR		XII-A		
KU-201L	SCR		XII-A		
KU-201V	SCR		XII-A		
KU-201YE	SCR		XII-A		
KU-201ZH	SCR		XII-A		
LI-201	IM		VIII		
P201			X		
P201A			X		
S6201S	DIO	SIN	V		
D202	REC		XI		
KD202A			XI		

GROUP I, NUMERICAL				
TYPE NUMBER	KIND	TYPE	TABLE NO.	SIMILAR TYPES
KD202H			XI	
KD202D	REC		XI	
KD202G	REC		XI	
KD202I	REC		XI	
KD202K	REC		XI	
KD202L	REC		XI	
KD202M	REC		XI	
KS202N	REC		XI	
KD202K	REC		XI	
KD202S	REC		XI	
KD202V	REC		XI	
KD202YL	REC		XI	
KD202ZM	REC		XI	
KU-202A	SCR	TRI	XII-A	
KU-202B	SCR	TRI	XII-A	
KU-202D	SCR	TRI	XII-A	
KU-202G	SCR	TRI	XII-A	
KU-202I	SCR	TRI	XII-A	
KU-202K	SCR	TRI	XII-A	
KU-202L	SCR	TRI	XII-A	
KU-202M	SCR	TRI	XII-A	
KU-202N	SCR	TRI	XII-A	
KU-202V	SCR	TRI	XII-A	
KU-202YL	SCR	TRI	XII-A	
KU-202ZM	SCR	TRI	XII-A	
LI-202	IM		VIII	
P202			X	2N683
S6202B	JIO	SIN	V	
V0-202	UWD	SIN	IV	
U203	REC		XI	
LI-203			VIII	
P203			X	2N683
S6203K	JIO	SIN	V	
U204	REC		XI	
UV-204	TWT		IX	
U205	REC		XI	
UV-205	TWT		IX	
U206	REC		XI	
U207	REC		XI	
LI-207	IM		VIII	
P207			X	
P207A			X	
U208	REC		XI	
P208			X	
P208A			X	
U209	REC		XI	
P209	GAP		X	
P209A	GAP		X	
U210	REC		XI	
P210	GAP		X	
P210A	GAP		X	
P210B			X	
P210V			X	
U211	REC		XI	
KS211B	REG	SI	XIII	
KS211V	REG	SI	XIII	
KS211D	REG	SI	XIII	
KS211G	REG	SI	XIII	
P211			X	
LI-212	IM		VIII	
P212			X	
P212A			X	
T6212M	TRI	THY	VII	
P213			X	
P213A			X	
P213B			X	
TG-213	TRI	THY	VII	PT-2**
U214	REC	SIA	XI	
U214A	REC	SIA	XI	
U214B	REC		XI	

GROUP I, NUMERICAL				
TYPE NUMBER	KIND	TYPE	TABLE NO.	SIMILAR TYPES
P214			X	
P214A			X	
P214B			X	
P214G			X	
P214V			X	
U215	REC	SIA	XI	
U215A	REC	SIA	XI	
U215B	REC	SIA	XI	
P215			X	
P216			X	
P216A			X	
P216B			X	
P216D			X	
P216G			X	
P216V			X	
U217	REC	SIA	XI	
P217			X	
P217A			X	
P217B			X	
P217G			X	
P217V			X	
U218	REC	SIA	XI	
U219A	REC	SIA	XI	
U220	REC	SIA	XI	
U220A	REC	SIA	XI	
U220B	REC	SIA	XI	
SK-220			XXII	
U221	REC	SIA	XI	
U222	REC	SIA	XI	
U223	REC	SIA	XI	
U223A	REC	SIA	XI	
U223B	REC	SIA	XI	
U224	REC	SIA	XI	
U224A	REC	SIA	XI	
U224B	REC	SIA	XI	
U225	REC	SIA	XI	
U226	REC	SIA	XI	
U226A	REC	SIA	XI	
U226B			XI	
U226D	SIA		XI	
U226G	SIA		XI	
U226V	SIA		XI	
U226YL	SIA		XI	
S6226	JIO	SIN	V	
U227-A	SWI	SI4	XI-A	
U227-B	SWI	SI4	XI-A	
U227-C	SWI	SI4	XI-A	
U227-D	SWI	SI4	XI-A	
U227-E	SWI	SI4	XI-A	
U227-F	SWI	SI4	XI-A	
U227-G	SWI	SI4	XI-A	
U227-H	SWI	SI4	XI-A	
U227-I	SWI	SI4	XI-A	
U227-J	SWI	SI4	XI-A	
U227-K	SWI	SI4	XI-A	
U227-L	SWI	SI4	XI-A	
U227-M	SWI	SI4	XI-A	
U227-N	SWI	SI4	XI-A	
U227-O	SWI	SI4	XI-A	
U227-P	SWI	SI4	XI-A	
U227-Q	SWI	SI4	XI-A	
U227-R	SWI	SI4	XI-A	
U227-S	SWI	SI4	XI-A	
U227-T	SWI	SI4	XI-A	
U227-U	SWI	SI4	XI-A	
U227-V	SWI	SI4	XI-A	
U227-W	SWI	SI4	XI-A	
U227-X	SWI	SI4	XI-A	
U227-Y	SWI	SI4	XI-A	
U227-Z	SWI	SI4	XI-A	
S6227	JIO	SIN	V	
U228-A	SWI	SI4	XI-A	
U228-B	SWI	SI4	XI-A	
U228-C	SWI	SI4	XI-A	
U228-D	SWI	SI4	XI-A	
U228-E	SWI	SI4	XI-A	
U228-F	SWI	SI4	XI-A	
U228-G	SWI	SI4	XI-A	
U228-H	SWI	SI4	XI-A	
U228-I	SWI	SI4	XI-A	
U228-J	SWI	SI4	XI-A	
U228-K	SWI	SI4	XI-A	
U228-L	SWI	SI4	XI-A	
U228-M	SWI	SI4	XI-A	
U228-N	SWI	SI4	XI-A	
U228-O	SWI	SI4	XI-A	
U228-P	SWI	SI4	XI-A	
U228-Q	SWI	SI4	XI-A	
U228-R	SWI	SI4	XI-A	
U228-S	SWI	SI4	XI-A	
U228-T	SWI	SI4	XI-A	
U228-U	SWI	SI4	XI-A	
U228-V	SWI	SI4	XI-A	
U228-W	SWI	SI4	XI-A	
U228-X	SWI	SI4	XI-A	
U228-Y	SWI	SI4	XI-A	
U228-Z	SWI	SI4	XI-A	
U229A	SIA		XI	
U229B	SIA		XI	
U229D			XI	
U229E			XI	
U229G			XI	
U229V			XI	
U230A	SIA		XI	
U230B	SIA		XI	
V0-230	JIO	SIN	IV	

GROUP I, NUMERICAL

TYPE NUMBER	KIND	TYPE	TABLE NO.	SIMILAR TYPES	COST SPEC. NO.
U231(P)	REC	SIA	XI		
U231A(P)	REC	SIA	XI		
U231B(P)	REC	SIA	XI		
U232(P)	REC	SIA	XI		
U232A(P)	REC	SIA	XI		
U232B(P)	REC	SIA	XI		
U233(P)	SIA	XI			
U233A	REC	SIA	XI		
U233B(P)	REC	SIA	XI		
U234B(P)	REC	SIA	XI		
U235A	CON	SI	XI-C		
U235B	CON	SI	XI-C		
U235G	CON	SI	XI-C		
U235V	CON	SI	XI-C		
TG-235	TRI	THY	VII	PT-3**	
VG-236			IV		
VG-237	DIO	SIN	IV		
U238A	CON	SI	XI-C		
U238B	CON	SI	XI-C		
U238D	CON	SI	XI-C		
U238G	CON	SI	XI-C		
U238V	CON	SI	XI-C		
U238Ye	CON	SI	XI-C		
VO-239	DIO	SIN	IV		
UB-240	TRI	SIN	II	2S2+	
Sb241	*PND	SIN		2K1*, 2K1M+, S0241*	
S0241	*PND	SIN		2K1*, 2K1M+, S0241*	
U242	REC	XI			
U242A	REC	XI			
U242B	REC	XI			
Sb-242	PTG	SIN		2A1+	
S0-242	PTG	SIN	II	Sb242, 2A1, 2A1M	
U243	REC	XI			
U243A	REC	XI			
U243B	REC	XI			
Sb243	*TRI	DUO		2N1*, 2N1M*, S0243*	
S0-243	*TRI	TWN	II	2N1+	
U244	REC	XI			
U244A	REC	XI			
U244B	REC	XI			
Sb244	*bEA	SIN		2P1+, S0244+	
S0-244	PND	SIN	II	2P1+	
U245	REC	XI			
U245A	REC	XI			
U245B	REC	XI			
Sb245	*PND	SIN		2ZH1M+	
U246	REC	XI			
U246A		XI			
U246B		XI			
U247	REC	XI			
U247B	REC	XI			
LO-247	OS	VIII			
LO-248	OS	VIII			
LO-249	OS	VIII			
GKU-250	TRI	SIN		GK-1A+	
VG-252	DIO	SIN	IV		
G256	TRI	SIN	III		
S0257	*PND	SIN	II	2ZH4+	
Sb258	*bEA	SIN		2P3+, 2P2M+, S0258+	
S0-258	*PND	SIN	II	2P3+	
Sb259	*TRI	DUO		4N1+	
S0259	*TRI	DUO		4N1+	
RB-280			XXII		
G-300	TRI	SIN		G68	
G1-300	TRI	SIN		G1-18B+	
GK-300	TRI	SIN		GU-8+	
GKL300	TET	SIN	III		
IFB300			XX		
TKP-300	TMS	POW	XIX		
KT301			X		

GROUP I, NUMERICAL

TYPE NUMBER	KIND	TYPE	TABLE NO.	SIMILAR TYPES	COST SPEC. NO.
KT301A			X		
KT301B			X		
KT301D			X		
KT301G			X		
KT301V			X		
KT301Ye			X		
KT301ZM			X		
S6301S	DIO	SIN	V		9103-59
U302	REC	XI			
D302A		XI			
P302		X			
S6302S	DIO	SIN	V		9103-59
U303	REC	XI			
U303A		XI			
P303		X			
P303A		X			
S6303S	DIO	SIN	V		9103-59
D304	REC	XI			
KU304	KLA	IX			
KU304A	KLA	IX			
P304		X			
S6304S	DIO	SIN	V		
U305	REC	XI			
S6305K	REG	V			
KT306A		X			
KT306B		X			
KT306G		X			
P306		X			
P306A		X			
S6306K	REG	V			
KT307A		X			
KT307B		X			
KT307G		X			
KT307V		X			
P307		X			
P307A		X			
P307B		X			
P307G		X			
P307V		X			
S6307K		V			
GT308A		X			
GT308B		X			
GT308V		X			
K-308	KLO	IX			
KU308	KLA	IX			
P308		X			
S6308K		V			
GT309A		X			
GT309B		X			
GT309D		X			
GT309G		X			
GT309V		X			
GT309Ye		X			
KU309	KLA	IX			
P309		X			
S6309K		V			
U310	GEA	XI			
GT310A		X			
GT310B		X			
GT310D		X			
GT310G		X			
GT310V		X			
GT310Ye		X			
KU310A	KLA	IX			
KU310B	KLA	IX			
U311	REC	XI			
U311A	REC	XI			
U311B	REC	XI			
GT311A		X			

GROUP I, NUMERICAL

TYPE NUMBER	KIND	TYPE	TABLE NO.	SIMILAR TYPES	COST SPEC. NO.
GT3113			X		
GT311J			X		
GT3116			X		
GT311I			X		
GT311V			X		
GT311Yc			X		
GT311Zii			X		
SG311S	REG		V		
U312	REC		X1		
U312A	REC		X1		
U312B	REC		X1		
KT312A			X		
KT312B			X		
KT312G			X		
KT312V			X		
GT313A			X		
GT313B			X		
P314A			X		
P314B			X		
P314C			X		
KT315A			X		
KT315B			X		
KT315G			X		
KT315V			X		
KT316A			X		
KT316B			X		
KT316D			X		
KT316G			X		
KT316V			X		
KT319A			X		
KT319B			X		
KT319V			X		
GT320A			X		
GT320B			X		
GT320V			X		
GT321A			X		
GT321B			X		
GT321D			X		
GT321G			X		
GT321V			X		
GT321Yc			X		
GT322A			X		
GT322B			X		
GT322D			X		
GT322G			X		
GT322V			X		
GT322Yc			X		
P322			X		
KT325A			X		
KT325B			X		
KT325U			X		
KT325G			X		
KI325V			X		
TGI-325/16	TRI THY			MTI-5+, TGI-1-325/16+	
KT326A			X		
KT326B			X		
GT328			X		
GT329A			X		
GT329B			X		
GT329V			X		
GT330A			X		
GT330B			X		
R-350			XXII		
RB-350			XXII		
K-351	KLO		IX		
K-352	KLO		IX		
VO-360	DIO SIN		IV		
GD-400	TRI SIN			GS-6+	
M400	TRI SIN		III		
TG-400/15	TRI THY			TRI-130/15+	

GROUP I, NUMERICAL

TYPE NUMBER	KIND	TYPE	TABLE NO.	SIMILAR TYPES	COST SPEC. NO.
TGI400/3.5	TRI THY			TGI-2-400/3.5+	
U401	MIX		XIV		
GI401A			XI-E		
GI401B			XI-E		
KTS401A	REC		XI		
KTS401B	REC		XI		
LI-401			VIII		
M401	TRI SIN		III		
P401			X	2N1125	
D402	MIX SI		XIV		
GD402A	REC		X1		
GU402B	REC		X1		
GT402			X		
GT402A			X		
GT402B			X		
P402			X	SB-1005	
U403A	MIX		XIV		
U403B	MIX		XIV		
U403V	MIX		XIV		
GT403A			X		
GT403B			X		
GT403D			X		
GT403G			X		
GT403I			X.		
GT403V			X		
GT403Yc			X		
GT403ZH			X		
P403			X	OC614=	
P403A			X	OC614=	
U404	MIX SI		XIV		
P404			X		
P404A			X		
D405	DET		XIV		
D405A	DET		XIV		
D405AP	DET		XIV		
D405B	DET		XIV	1N23D5	
U405BP	DET		XIV		
P405			X		
P405A			X		
U406	MIX SI		XIV		
P406			X	GT-60=, 2N1135	
LI-407	VI		V111		
P407			X	2N1145	
U408	MIX SI		XIV		
LI-408	VI		V111		
P408			X		
LI-409	VI		V111		
P409			X		
T-409	JIO IGM		IV		
G410	TRI SIN		III		
LI-410	VI		V111		
P410			X		
P410A			X		
T-410	DIO IGM		IV		
410R	KLO		IX		
G411	PND SIN		III	KZH1**	
P411			X	AF114=	
P411A			X	AF114=	
T-411	DIO IGM		IV		
G412	PND SIN		III		
LI-412	VI		V111		
G413	PND SIN		III	GZH2**	
G414	PND SIN		III		
P414			X		
P414A			X		
P414B			X		
P415			X		
P415A			X		
P415B			X		
P416			X		

GROUP I, NUMERICAL

TYPE NUMBER	KIND	TYPE	TABLE NO.	SIMILAR TYPES	COST SPEC. NO.
P416A			X		
P416B			X		
P416V			X		
G417	TRI	SIN	III		
P417			X		
P417A			X		
G418	PND	SIN	III		
P418			X		
P418A			X		
P418B			X		
P418G			X		
P418M			X		
P418V			X		
P420			X		
P421			X		
UV-421	TWT		IX		
G422	PND	SIN	III		
P422			X		
P422A			X		
UV-422	TWT		IX		
P423			X		
P423A			X		
G424	PND	SIN	III		
G425	PND	SIN	III		
G430	TRI	SIN	III		
RB-430			XXII		
G431	TRI	SIN	III	G431A+	
G431A	TRI	SIN	III	G431	
G-431R	TRI	SIN		GS-40+	
G433	TRI	SIN	III	G433A+	
G433A	TRI	SIN	III	G433	
M435	TRI	SIN	III		
UV-438	TWT		IX		
UV-440	TWT		IX		
G441	TRI	SIN	III		
G-450	TRI	SIN	III		
OS450	*PND	SIN		GU80, P800**	
R-450			XXII		
M-451	TRI	SIN		GM-51A+	
G-452	TRI	SIN	III	G-431A+	
G-454	TRI	SIN	III	GS-3B+	
M457	*TRI	SIN	II	MS3**, UB180=, GM57+	
M-470	TRI	SIN		GM-70+	
G471	*PND	SIN		GK71+	
G472	TRI	SIN	III		
G480	*TRI	SIN		GI-17**	
G-483	TET	SIN		GMI-63+	
G484	TRI	SIN	III		
G-489	*TET	SIN		GMI-89+	
G-490	*TET	SIN		GMI-90**	
IFK500			XX		
IFP500			XX		
ISSH500			XX		
VGV500	POW		XII		
U501			XIV		
P501			X		
P501A			X		
P502			X		
P502A			X		
P502B			X		
P502V			X		
KU503A	REC		X1		
KU503B	REC		X1		
P503			X		
P503A			X		
P504			X		
P504A			X		
P505			X		
P505A			X		
GD507A	REC		X1		

GROUP I, NUMERICAL

TYPE NUMBER	KIND	TYPE	TABLE NO.	SIMILAR TYPES	COST SPEC. NO.
M-532		MAG	IX		
M571		MAG	IX		
MI-588		MAG	IX		
MI-589A		MAG	IX		
MI-589B		MAG	IX		
MI-589V		MAG	IX		
M600	*TRI	SIN		G600+	
KT601			X		
KT601A			X		
LI-601	IM		V111		
P601			X		
P601A			X		
P601A1			X		
P601B			X		
P601B1			X		
P601I			X		
D602A	VID		XIV		
D602B	VID		XIV		
D602V	DET		XIV		
KT602A			X		
KT602B			X		
KT602G			X		
KT602V			X		
P602			X		
P602A			X		
P602AI			X		
P602I			X		
D603	VID		XIV		
D604	VID	SI	XIV		
KT604A			X		
KT604B			X		
P604	GAP		X		
P604A	GAP		X		
P604B	GAP		X		
D605	MIX	SI	XIV		
KT605A			X		
KT605B			X		
P605	GDP		X		
P605A	GDP		X		
P606	GDP		X		
P606A	GDP		X		
D607			XIV		
D607A			XIV		
P607			X		
P607A			X		
D608			XIV		
P608			X		
P608A			X		
P608B			X		
D609			XIV		
P609			X		
P609A			X		
P609B			X		
OV-612	BWT		IX		
OV-613	BWT		IX		
OV-614	BWT		IX		
KS620A	REG	SI	X111		
OV-621	BWT		IX		
OV-622	BWT		IX		
KS630A	REG	SI	X111		
KS650A	REG	SI	X111		
KS680A	REG	SI	X111		
700AU	MAG		IX		
GT701A			X		
P701			X		
P701A			X		
P701B			X		
P702			X		
P702A			X		
706AU	MAG		IX		

GROUP I, NUMERICAL

TYPE NUMBER	KIND	TYPE	TABLE NO.	SIMILAR TYPES	COST SPEC. NO.
707A/B	KLO		IX		
LO-709A	OS		VIII		
714A	MAG		IX		
LK-715	*TV			18LK15+	
720AYE	MAG		IX		
723A/B	KLO		IX		
725A	MAG		IX		
LK-726	TV			18LK38+	
726	KLO		IX		
LO-729	*OS			8L029+, 3BP1A\$	
LO-730	OS			8L030+	
LO-731	OS			13LM31+	
LO-732	OS			31LM32+	
LO-733	*OS			31L033+	
LO-734	OS			23LM34+	
LO-735	OS			18LM35+	
LO-736	*OS			13L036+	
LO-737	*OS			13L037+	
LO-738	*OS			5L038+, 2AP1\$	
LO-739	OS			8L039+	
LK-740	*TV			18L040B+, 7JP4\$	
K-743	KLO		IX		
LO-743	*OD			10L043+	
K-744	KLO		IX		
K-745	KLO		IX		
K-746	KLO		IX		
K-747	KLO		IX		
LO-747	*OD			18L047+	
LO-748	*OD			13L048+	
LO-749	*OS			13L049+	
GK750	TRI SIN		III		7709-55
LO751	OS			23L051+	
LO-754	*OS			13L054+	
K-765	KLO		IX		
K-766	KLO		IX		
K-767	KLO		IX		
K-768	KLO		IX		
K-769	KLO		IX		
K-770	KLO		IX		
K-771	KLO		IX		
M800	TRI SIN		III		
P800	*PND SIN			6U80**, 0S450=	
K-801	KLO		IX		
KT801A			X		
KT801B			X		
K-802	KLO		IX		
KT802A			X		
K-803	KLO		IX		
KT803A			X		
GT804A			X		
GT804B			X		
GT804V			X		
K-804	KLO		IX		
K-805	KLO		IX		
KT805A			X		
KT805B			X		
K-806	KLO		IX		
G807	BEA SIN		III	807\$	8380-65
K-807	KLO		IX		
U808	REG		XIII		
U809	REG		XIII		
U810	REG		XIII		
U811	REG		XIII	811-A\$	
G811	TRI SIN		III		
U813	REG		XIII		
G-813	BEA SIN			6U-13+, 813\$	
U814-A	REG SI		XIII		
U814-B	REG SI		XIII		
U814-C	REG SI		XIII		
U814-G	REG SI		XIII		

GROUP I, NUMERICAL

TYPE NUMBER	KIND	TYPE	TABLE NO.	SIMILAR TYPES	COST SPEC. NO.
U814-v	REG SI		XIII		
U815A(P)	REG SI		XIII		
U815J(P)	REG SI		XIII		
U815U(P)	REG SI		XIII		
U815G(P)	REG SI		XIII		
U815I	REG SI		XIII		
U815V(P)	REG SI		XIII		
U815Yc(P)	REG SI		XIII		
U815Zn(P)	REG SI		XIII		
U816A(P)	REG SI		XIII		
U816H(P)	REG SI		XIII		
U816D(P)	REG SI		XIII		
U816G(P)	REG SI		XIII		
U816V(P)	REG SI		XIII		
U817A(P)	REG SI		XIII		
U817b(P)	REG SI		XIII		
U817G(P)	REG SI		XIII		
U817V(P)	REG SI		XIII		
U818A	REG SI		XIII		
U818H	REG SI		XIII		
U818D	REG SI		XIII		
U818G	REG SI		XIII		
U818V	REG SI		XIII		
U818Yc	REG SI		XIII		
G-827	TET SIN			GU-27B+, 827R\$	
G-829	TET TWIN			GU-29+, 829-5\$	
G-832	BEA TWIN			GU-32+, 832A\$	
G837	*PND SIN		III	0S12/500=, 837\$	
G-880	TRI TWIN			GU-12A+, 880\$	
TG-884	TRI THY			TG1-0.1/0.3+, 884*	
G889	TRI SIN		III	889-A\$	
G891	TRI SIN		III	891\$	
U901A	VAR SI		XI-D		
U901B	VAR SI		XI-D		
U901D	VAR SI		XI-D		
U901G	VAR SI		XI-D		
U901V	VAR SI		XI-D		
U901Yc	VAR SI		XI-D		
KU901A			XI-E		
KU901B			XI-E		
KU901G			XI-E		
KU901V			XI-E		
U902	VAR SI		XI-D		
KU902D			XI-E		
KU902I			XI-E		
KU902Yc			XI-E		
KU902Zn			XI-E		
KT902A			X		
KU903A			XI-E		
KU903B			XI-E		
KT903A			X		
KT903B			X		
KU904A			XI-E		
KU904B			XI-E		
KU904D			XI-E		
KU904G			XI-E		
KU904V			XI-E		
KU904Yc			XI-E		
KU906			XI-E		
KU907			XI-E		
KU909			XI-E		
GD1000	TRI SIN			G-29+	
GKE1000	TET SIN		III		
M-1000	TRI SIN			GM-100+	
VGV1000	POW		XII		
VKV1000	POW		XII		
D1001	REC		XI		
D1001A	REC		XI		
D1002	REC		XI		
D1002A	REC		XI		

GROUP I, NUMERICAL					
TYPE NUMBER	GRID	TYPE	TABLE NO.	SIMILAR TYPES	COST SPEC. NO.
D1003A	REC		X1		
D1004	SIA		X1		
D1005A	SIA		X1		
D1005b	SIA		X1		
D1006	SIA		X1		
D1007	SIA		X1		
D1008	SIA		X1		
D1009	SIA		X1		
D1009A	SIA		X1		
D1010	SIA		X1		
D1010A	SIA		X1		
D1011A	SIA		X1		
TG1050	TRI	THY		TG2-0.1/0.1+	
IFP1500			XX		
1502	DIO	SIN	IV	5TS9S	
1504	TRI	SIN	II		
1506	BEA	TWN	II		
1509	BEA	TWN	II		
1511	PND	SIN	II		
1512	PND	SIN	II	6AG7b	
1514	PND	SIN	II		
1515	BEA	SIN	II	6KH2P+,EAA91=,6AL5b	
1536	DIO	TWN	II		
1538	BEA	SIN	II		
1539	TRI	SIN	II		
1540	BEA	SIN	II		
1550	UWD	SIN	II		
D1602A	REC		X1		
D1602B	REC		X1		
D1602V	REC		X1		
G1625	BEA	SIN	III	1625b	
GK2000	TRI	SIN	III		
IFK2000			XX		
TG2050	TET	THY		TG1-0.1/1.3+, 2050b	
GK3000	TRI	SIN	III		7710-55
M-3000	TRI	SIN		GMI-1B+	
PI-3000	*PND	SIN		GI-8**	
GI-3100	TRI	SIN	III		
IFP4000			XX		
4378D			XXII		
4671	*TRI	SIN		6S12H+	
G-5000	TRI	TWN		6S-3B+	
IFP15000			XX		
IFK20000			XX		
G40011	TRI	SIN	III		
IFK80000			XX		

GROUP II, RECEIVING TUBES

TYPE NUMBER	KIND	TYPE	BULB USE	CATHODE	E _f V	I _f mA	MAXIMUM				TYPICAL						CAPACITY		BASE	
							E _b V	I _b mA	P _p W	E _b V	E _{c2} V	E _{c1} V	I _b mA	I _{q2} mA	S _m mmho	μ	R _p Ω	IN pF		OUT pF
06P2B	PND	SIN	T3F	AF	F	0.6	30	35	3500	0.1	30	30	0	900	0.1	.1	IM	5.0	3.0	SCL
06ZH6H	PND	SIN	T3F	AF	F	0.6	20	35	3500	8M	30	30	0	1500	0.1	.1	900K	5.0	3.0	SCL
1A1P	PTG	SIN	T6		F	1.2	60	100		0.3	90	45	0	/1	1.7	.3	500K	5.1	6.3	7AT
1A2P	PTG	SIN	T6		F	1.2	30	90	3	0.3	60	45	0	/1	1.1	.2	1M	2.2	2.4	6AU
1B1P	PND	DIO	T6		F	1.2	60	100	4	0.2	67	67	0	2	0.3	.6	1M	1.8	2.1	6AU
1B2P	PND	DIO	T6		F	1.2	30	90	2	0.1	60	45	0	9000	0.2	.5	1M	3.5		6AU
1E1P	TET	SIN	T5	EL	F	1.0	46				6	4	3	1000	0.4	/0.1	1	3.5		TE2
1E3P	TRI	SIN			F	1.3	24				8		3	3000		/0.1	2	3.5		
1F2B	TRI	PND			F	1.2	60				45		0	1	0.4	0.4	2.5	1.5		
1F2R	PND	TRI			F	1.2	60				45	45	0	/1	0.2	0.3	600K	4.0	3.5	
1I2P	TRI	HEX			F	1.2	60	90	2	0.2	60	45	0	1	0.3	1.0	25	0.7	3.0	PT1
1I2P	HEX	TRI			F	1.2	60	90	2	0.2	60	45	0	1	0.3	.2	650K	3.5	4.7	PT1
1K1P	PND	SIN	T6		F	1.2	60	100		0.6	90	67	0	3	1.2	.9	1M	3.5	7.5	6AR
1K2P	PND	SIN	T6		F	1.2	30	90	3	0.3	60	45	0	1	0.3	.7	1M	3.0	4.9	6AR
1K12B	PND	SIN	T3B		F	1.2	60	12	0	5	60	40	0	2	0.7	1.0	30K	3.7	2.8	
1N35	TRI	DUO	T10		F	1.2	120	150		1.0	120		5	/3		1.8	11	14K		7AB
1P2B	PND	SIN	T3F	AF	F	1.3	50	50			45	45	2	1	0.5	.4	50K	3.0	6.0	SCL
1P3B	PND	SIN	T3F	AF	F	1.3	28	50			45	45	2	1	0.3	.3	50K	3.0	6.0	SCL
1P4H	PND	SIN	T3F	AF	F	1.3	20	50	/2	5.0	45	45	2	1	0.3	.3	200K	3.0	6.0	SCL
1P5R	PND	SIN	T3B		F	1.2	120	150	18	1.7	90	90	/5	12	1.0	1.9	60K	3.9	2.6	100
1P22B	PND	SIN	T3B		F	1.2	115	180	17	2.0	90	90	/5	13	1.0	2.8	60K	6.9	4.7	100
1P24R	PND	SIN	T3B		F	1.2	250	300	25	2.5	150	125	14	17	3.0	2.8		7.1	4.0	60
1P32B	PND	SIN	T3B		F	1.2	215	200	20	3.0	150	150	14	12	1.5	2.3		6.3	5.8	60
1S12P	TRI	SIN			F	1.2	30	90	/3	0.2	60		1	1	.9	16	19K	0.8	0.7	300
1S38A	THI	SIN			F	0.9	85				70		0	2	0.9	24		0.9	1.2	TS1
1T51S	DIO	SIN	T10		F	0.7	185	15K	5				/1					2.0		RHC
1T57S	DIO	SIN	T10		F	1.3	200	30K	17				2						300	RHC
1T511P	DIO	SIN	T6		F	1.2	200	20K	2				3000					1.5		DS3
1T520H	DIO	SIN	T3R		F	1.0	250	10K	3000				1350					0.8		DS3
1T521P	DIO	SIN	T7	H	F	1.4	690	25K	40				8							DS5
1YE4A	TRI	SIN	T2B		F	1.2	25	20	0	1	0.2	150	/1	9000				1.3	1.0	T10
1ZHI2H	PND	SIN	ACO		F	1.2	50	145			135	68	3	/2	0.4	.6	800K	1.8	2.5	
1ZH2M	PND	SIN			F	1.2	30				70	70	0	1	0.6	/0.5				
1ZH17E	PND	SIN	T3B		F	1.2	60	90	5	0.5	60	40	0	2	0.1	1.0	25K	3.7	2.7	
1ZH18E	PND	SIN	T3B		F	1.2	60	90	5	0.3	60	40	0	1	0.3	1.0	60K	3.7	2.7	

GROUP II, RECEIVING TUBES

TYPE NUMBER	KIND	TYPE	BULB	USE	CATHODE	E _f V	I _f mA	MAXIMUM				TYPICAL						CAPACITY			BASE			
								E _b V	I _b mA	P _p W	E _b V	E _{q2} V	E _{q1} V	I _b mA	I _{q2} mA	S _m mmho	μ	R _p Ω	IN pF	OUT pF		f _{max} MHz		
1Z424B	PND	SIN	T3B		F	1.2	13	120	/2	0.1	60	45	0	1	0.2	0.9		40K	3.6	2.4				
1Z426A	PND	SIN			F	1.4	130				135	70	/1	4	0.5	1.2								
1Z429R	PND	SIN	T3B		F	1.2	60	150	8	1.2	60	45	0	5	0.5	2.5		35K	5.0	3.0				
1Z430B	PND	SIN	T3B		F	1.2	15	200	1		12	12	0	1		.8		600	8.5	3.5				
1Z436B	PND	SIN	T3B		F	1.3	75	200			150	45	1	3	0.4	1.5			2.2	3.0				
1Z437R	PND	SIN	T3B		F	1.2	60	100	/5		45	45	0	2	0.4	1.0		30K	2.2	2.6				
1Z442A	PND	SIN	T2B		F	1.2	15	20	1		6	6	0	/1	0.2	0.5		100K	10.0	3.5		60		
6U-2	BEA	SIN	S18		H	6.3	900	750	120	30.0	250	250			10.0			150K	9.6	11.4		RA		
2A1	PTG	SIN		CN	H	2.0	160	160		0.7	120	70	4	2		0.4							DW3	
2D1L	DWD	SIN	F10		H	2.2	130				50			2										
2D1S	D10	SIN	LIT		H	2.3	400	100		/0.1				1									36 D12	
2D2S	D10	SIN	F27	NO	F	1.5	1500	200	40	5.0				5					2.4				36	
2D3B	D10	SIN	T3F	NO	F	2.2	11	0			150													
2D3S	D10	SIN	T3F		H	2.2	110	150			150													
2D7S	D10	SIN	LIT	NO		1.4	120	350		6.0	300			3										
2D9S	D10	SIN	T10		W	3.7	550	500	1															
2E1	TFT	SIN			F	2.0	110	160															TE5	
2E2	TET	SIN			F	1.8	320																TE6	
2E2P	TET	DUO	T8	EL	F	2.0	55				6	3	4	45	22			300K	8.3	9.0		TE3		
2K1	PND				F	2.0	120	120			120	70	1	/4	1.2	1.6		750K						
2K1M	PND	SIN			F	2.0	120				150	70	1	3	1.1	1.4		1M	9.0	9.0			SY	
2K2M	PND	SIN	T9		F	2.0	60	160		0.5	120	70	/1	2	0.5	.9		1M	5.4	8.1			SY	
2KH1L	DWD	SIN	F10		H	2.2	130	50			50			2					2.2					
2N1	TRI	DUO			F	2.0	240	160		1.5	120		0	3		2.1	32		2.8	5.7			7AB	
2P1	BEA	SIN			F	2.0	185			0.2	120	120	2	4	0.7	1.8		150K					6X	
2P1P	BEA	SIN	T5		F	1.2	120	90	15	0.8	90	90	4	10	2.2	2.0		100K	5.5	4.0			7AV	
2P2	BEA	SIN			F	2.0	220			0.3	120	100	4	10	1.8	2.2		90K						
2P2P	BEA	SIN	T5		F	1.2	60	90	7	0.4	60	60	4	3	0.8	1.1		1	20K	3.7	3.8			7BA
2P3	BEA	SIN			F	2.0	230			0.5	160	120	6	10	1.7	2.0		80K					6X	
2P5B	PND	SIN	T3B		F	2.4	90	180	25	2.3	90	90	4	12	1.2	3.3			7.1	4.7	100			
2P9M	BEA	SIN	T10		F	2.0	1000	300		8.0	250	150	5	35	1.5	2.5		40K	8.5	8.5			6X	
2P19B	PND	SIN	T3B		F	2.2	70	200	15	1.0	120	90	5	8	3.5	1.7		50K	4.5	7.0			PS6	
2P29L	PND	SIN	T9		F	2.2	120	160	20	2.0	160	120	6	10	2.0	1.9		100K	4.9	2.0			PS2	
2P29P	PND	SIN	T5		F	2.2	110	200	5	1.0	120	45	0	/2	0.4	1.2		100K	4.9	2.0			PSA	
2S1	TRI	SIN			F	2.0	110	120		2.0	80		0	/6	1.5	1.4		9K	3.6	3.0				

GROUP II, RECEIVING TUBES

TYPE NUMBER	KIND	TYPE	BULB	USE	CATHODE	E _f V	I _f mA	MAXIMUM			TYPICAL						CAPACITY		BASE
								E _b V	I _b mA	P _d W	E _b V	E _{q2} V	E _{q1} V	I _b mA	I _{q2} mA	S _m mmho	μ	R _p Ω	
252	TRI	SIN	TR		F	2.0	120	160	0.6	120	1	1.3	22	17K	2.8	2.7	55		
254S	TRI	SIN	PA		F	2.5	2500	360	15.0	300	62	4.0	4	800K	7.5	5.5	40		
2514B	TRI	SIN	T3F		F	2.2	60	250	5	90	3	1.8	15	8400	2.8	2.1	TS2		
2549D	TRI	SIN	LIT		H	2.4	480	300	50	250	1	6.0	62	500M	3.3	0.1			
21S2S	DIO	SIN	S12		H	2.5	1750	12K	100	4K	7						4AC		
2V08	DIO	SIN				2.5	1750	12K	100										
2ZH1M *	PND	SIN			F	2.0	320				2	7	1.5	1.8			PS8		
2ZH2M	PND	SIN	T9		F	2.0	60	160	0.5	120	7/1	2	0.5	.9	5.4	8.1	5Y		
2ZH4 *	PND	SIN			F	2.0	275			100	7	14	2.4	1.8	110K		PS8		
2ZH14B	PND	SIN	T3B		F	2.2	30	90	5	90	0	2	0.8	1.2	4.5	6.0	PS6		
2ZH15B	PND	SIN	T3B		F	2.2	14	200	5	60	0	1	0.7	0.7	4.0	5.0	P45		
2ZH27L	PND	SIN	F10		F	2.2	57	200	5	120	0	2	0.5	1.2	5.3	4.9	PS3		
2ZH27P	PND	SIN	T5		F	2.2	57	200	5	120	0	1	0.5	1.0	4.5	2.0	PS4		
2ZH28L	PND	SIN			F	2.2	28		1.0	120	0	2	0.5	1.2	5.4	4.8	PS3		
EM-3	TET	SIN	T16		F	3.0	120		6	4	3	700	0.4	0.1	1				
3A4S	PND	SIN			F	3.2	100		150	90	0	13	2.2	1.9			P75		
3B4S	BEA	SIN	T5		F	3.2	150		180	150	20	30	2.5	2.4			P85		
351	TRI	SIN			F	2.5	1A		220	4	8	2.2	2.2	10K					
352	TRI	SIN			F	2.5	1A		220	10	15	2.4	11	4K					
359	TRI	SIN			F	2.5	1000		6.0	220	10	17	2.4	11	5.0	2.5	4F		
3TS16S	DIO	SIN	T10		H	3.2	220	35K	80			1			1.9		4AC		
3TS18P	DIO	SIN	T6		H	3.2	210	25K	15			8			1.5		DS3		
3TS22S	DIO	SIN	T10	TV	H	3.1	400	36K	80			2			3.5		07		
EM4	TRI	SIN	T6	EL	F	1.3	24	10	500U	8	3	3000U	/	1	2		D12		
405S	DIO	SIN	T4		H	4.0	240		10			5							
4017P	DIO	SIN			F	4.0	1750	200	16	60	0	7					D10		
4E1	TET	SIN			F	4.0	75	200	2.0	160	80	0	3	.8	350	8.0	6.3		
4E2	TET	SIN			F	4.0	150	200	2.0	160	80	0	7/8	1.8	400	10.5	8.0		
4E3	TET	SIN			H	4.0	1000	250	10.0	60	1	8	1.5	3.0	200K	6.5	4.5		
4F6S	BEA	SIN	PA		H	4.0	1100		10.0	250	16	34	6.0	2.5	200	80K			
4N1	TRI	DUO			F	4.0	2A		6.0	120	0	30	3.2				010		
4P1 *	PND	SIN			F	4.0	1A		240	140	11	22	6.0	2.1			TES		
4P1L	PND	SIN	T10		F	4.2	325	250	7.5	200	150	20	50	10.0	6.0	30K	8.5	9.4	
4P10S	PND	SIN			F	4.0	1750		315	210	7	63	1.4	8.5			100		
4S1	TRI	SIN			F	4.0	70		120		0	8	1.3	11	8K		PS2		

GROUP II, RECEIVING TUBES

TYPE NUMBER	KIND	TYPE	BULB USE	CATHODE	E _f V	I _f mA	MAXIMUM				TYPICAL							CAPACITY		BASE					
							E _b V	I _b mA	P _p W	E _b V	E _{g2} V	E _{g1} V	I _b mA	I _{g2} mA	S _m mmho	μ	R _p Ω	IN pF	OUT pF		f _{max} MHz				
452	TRI	SIN		F	4.0	70																			
453	TRI	SIN		F	4.0	155	200																		
453S	TRI	SIN	F9	H	4.4	330	300	30	3.0	160	6	4	15	2.1	9							3.8	2.4		
454	TRI	SIN		F	4.0	1A			5.0	100	4	27	3.0	12	4200							1.5	0.6	1K	
455	TRI	SIN		H	4.0	1A			15.0	250	37	57	3.2	4	1K										
										240	3	6	1.7	32	20K										
4TS6S	DIO	SIN	T10	F	4.0	1750			1.0	50	7	7												DS4	
4TS14S	DIO	SIN	T11	F	4.0	1750	60	20	1.2	60	7	7												DS4	
4VD1	DIO	SIN		F	4.0	700				350	50														
4VKH1	DIO	TWN		F	4.0	2300	1K	560																	
4VKH2	DIO	SIN		F	4.0	2000	/2K	1200																	
4ZH1L	PND	SIN	F10	H	4.2	225	250	11	0.5	150	75	0	7	1.5	1.5							1M	4.0	4.2	200
4ZH1P	PND	SIN	F10	H	4.2	225	250	11	2.0	150	75	0	7	1.7	1.3							770K	14.0	4.5	
4ZH5	TET	SIN		H	4.0	1000	250			120	40	1	/3	1.7	1.3										
4ZH5S	PND	SIN	RF	H	4.0	1000				160	60		5	3.5	2.0										
EM-5	TET	DBA	T7	EL	3.1	115	5			5	3	85U	/0.1	1									1.6		T2E
6P-5	TPI	SIN	T15	TV	6.3	210	30K	2			7	/2	0.6										1.5	4.0	T4S
5TS3S	DWD	SIN	S16	F	5.0	3000	17H	750		500	125														DW1
5TS4M	DIO	DUO	T11	H	5.0	2000	15H	415		400	133														DW4
5TS4S	DIO	DUO	T14	H	5.0	2000	13H	375		500	62														DW4
5TS4S	DWD	SIN	T17	H	5.0	5000	17H	1200	30.0	500	400														DW2
5TS9S	DWD	SIN	F13	H	5.0	3000	17H	600	12.0	500	190														DW2
5TS9SE	DWD	SIN	F13	H	5.0	3000	/2K	600	12.0	500	190														DW2
5TS12P	DIO	SIN	T7	H	5.0	770	5K	350	5.0	2K	50														DS1
5VKH2	DWD	SIN		H	5.0	2000	14H	375																	
5VKH3	DWD	SIN		H	5.0	3000	15H	675																	
EM-6	TET	DBA	T6	EL	4.5	75	5			5	3	70U	/0.1	1											T2E
5G6S	REG	TRI	T12	CN	6.3	825	25K	300U		20K	150	100U													D8
6A2P	PTG	SIN	T5	CN	6.3	300	330	14	1.1	250	100	/2	3	1.0	.3							100K	7.0	8.6	7C8
6A3P	GTB	SIN	T6	CN	6.3	300	150	20	1.2	75	75	4	/5	7.0	1.2								4.7	4.0	7DF
6A4P	PTG	DBA	T7	CN	6.3	440	250	20	2.0	200	100												10.5	2.8	P35
6A7	PTG	SIN	M8	CN	6.3	300	300	15	1.1	250	100	0	4	8.5	.4								9.5	12.0	PR
6A8	PTG	SIN	M11	CN	6.3	300	330	15	1.0	250	100	0	4	2.7	.5								12.5	12.5	8A
6A10S	PTG	SIN	M11	CN	6.3	300	330	15	1.1	250	100	0	4	9.0	.4							1M	9.0	10.0	8R
6B1P	DIO	PND	T7	H	6.3	400				150	15														PS5
6B1P	PND	DIO	T7	H	6.3	400			1.1	250	250	2	26	2.7	29.0								9.0	4.0	PS5

GROUP II, RECEIVING TUBES

TYPE NUMBER	KIND	TYPE	BULB USE	CATHODE	E _i V	I _i mA	MAXIMUM				TYPICAL						CAPACITY		BASE	
							E _b V	I _b mA	P _p W	E _b V	E _{g₂} V	E _{g₁} V	I _{g₂} mA	S _m mmho	μ	R _p Ω	IN pF	OUT pF		f _{max} MHz
6B2P	PND	DIO	T7	RF	H	6.3	300	2.1	250	100	1	6	1.6	2.7	700K	4.2	4.1	PS5		
6B8	PND	DWD	M10		H	6.3	300	275	250	125	3	10	2.4	1.6	750K	5.7	7.5	8E		
6B8S	PND	DWD	S12	RF	H	6.3	300	275	2.5	250	125	3	10	2.4	600K	4.0	9.0	8E		
6D3D	DIO	SIN	LIT		H	6.3	770	200	150			27					3G	DS2		
6D4ZH	DIO	SIN	ACO		H	6.3	150	365	30	165		5				0.9	4G			
6D6A	DIO	SIN	T2F		H	6.3	150	450	70	0.2	165	8				3.0	5G			
6D8D	DIO	SIN	PEN		H	6.3	450	450	180U	/0.1										
6D10D	DIO	SIN	PEN		H	6.3	750	100	30	100		10				3.5				
6D13D	DIO	SIN	PEN	F	H	6.3	210	450	550	1.0	150	150								
6D14P	DIO	SIN	T22		H	6.3	1100	56H	600	4.5	20	175								
6D15D	DIO	SIN	LIT		H	6.3	330	200	750	0.5						1.2		9CR		
6D16D	DIO	SIN	LIT		H	6.3	240	450	2000	1.0	100	14				2.0		DS9		
6D20P	DIO	SIN	T7T		H	6.3	1800	6K	600	5.0		223				9.0		98D		
6D22S	DIO	SIN	T10	TV	H	6.3	1900	6K	1000	8.0		300						D9		
6E5P	TET	SIN	T6T		H	6.3	600	150	70	8.3	150	2	45	14.0	30.5	8K	15.0	2.6	TE1	
6E6P	TET	SIN		CN	H	6.3	600			8.4	150		44	10.0	30.5	15K	15.0	5.8	9E0	
6E6P-YE	TET	SIN	T7		H	6.3	600	150	70	8.3	150	2	44	10.0	29.5	15K	15.0	2.7	TIE	
6E7P	TET	SIN	T7	CN	H	6.3	750	5K	10	10.0	5K	25	2	0.1	1.6	2K		1.1	TE9	
6E12N	TET	SIN	NUV	CN	H	6.3	130	250	20	2.2	125	50	10	3.6	10.0		7.1	1.6	TE8	
6F1P	TRI	PND	T7		H	6.3	430	250	14	1.5	100	2	13		5.0	4K	2.5	0.3	9AE	
6F1P	PND	TRI	T7		H	6.3	430	250	14	2.5	250	170	2	10	4.0	400K	5.5	3.4	9AE	
6F3P	TRI	PND	T7		H	6.3	850	250	15	1.0	170	1	2		2.5	28K	2.2	0.4	PT5	
6F3P	PND	TRI	T7		H	6.3	850	275	60	8.0	170	170	11	41	14.0	7.0	15K	9.3	8.5	PT5
6F4P	PND	TRI	T6		H	6.3	720	250	40	4.0	170	170	2	18	7.0	11.0	100K	9.5	4.0	PT4
6F4P	TRI	PND	T6		H	6.3	720	250	12	1.0	200	2	3		4.0	65	16K	4.0	0.6	PT4
6F5M	TRI	SIN	T10		H	6.3	300	350		4.0	250	2	1		2.0	100			5M	
6F5P	TRI	PND	T7		H	6.3	900	250	15	0.5	100		5		7.0	70	10K	3.5	0.3	PT6
6F5P	PND	TRI	T7		H	6.3	900	300		9.0	185	185	41	2.7	7.5	23K	11.7	8.8	PT6	
6F5S	TRI	SIN	T5		H	6.3	325			1.3	250	2	2		2.0					7S
6F6M1	PND	SIN	T11		H	6.3	700			250	250	/17	46		2.9					
6F6S	PND	SIN	S14	PA	H	6.3	700	375		11.0	250	250	16	34	6.5	2.5				7S
6F7	TRI	PND	M11		H	6.3	300	110		0.5	100	3	3		.5	70				PT2
6F7	PND	TRI	M11		H	6.3	300	275		2.2	250	100	3	7	1.6	1.1				PT2
6F12P	TRI	PND	T7		H	6.3	360	250	22	3.5	150		13		20					PT7
6F12P	PND	TRI	T7		H	6.3	360	300	22	5.0	150	150	13	1.2	20					PT7

GROUP II, RECEIVING TUBES

TYPE NUMBER	KIND	TYPE	BULB USE	CATHODE	E _f V	I _f mA	MAXIMUM				TYPICAL						CAPACITY			BASE
							E _b V	I _b mA	P _p W	E _b V	E _{q2} V	E _{q1} V	I _b mA	I _{q2} mA	S _m mmhg	μ	R _p Ω	IN pF	OUT pF	
6G1	TRI	DWD	M10	H	6.3	300	275	2.7	250	9	9	1.9	16	8500	3.6	2.8	80			
6G2	TRI	DWD	M10	H	6.3	300	330	0.9	250	2	1	1.1	100	91K	3.2	3.0	80			
6G2P-K	TRI	DWD	T6	H	6.3	300	250		250	2	1	1.8	100							
6G3P	TRD	TRI	T6	H	6.3	450	350	75		10										
6G3P	TRI	TRD	T6	H	6.3	450	300	1.0	250	3	1	1.3	63	48K	2.0	1.2	TT1			
6G7	TRI	DWD	M10	H	6.3	300	330	1	1.0	250	3	1	1.3	70	54K	5.0	3.8	TD3		
6I1P	PTG	TRI	T60	H	6.3	300	300	12	1.7	250	100	2	38	6.5	.8	1M	5.1	7.4	9CA	
6I1P	TRI	PTG	T60	H	6.3	300	250	6	0.8	100	2	7	2.2	23	6K	2.6	2.0	9CA		
6I3P	TRI	PTG	T6	H	6.3	300	250	10	1.0	100	2	7	2.7	20	2.6	2.0	9CA			
6I3P	PTG	TRI	T6	H	6.3	300	300	12	1.9	250	100	2	5	2.8	2.5	700K	5.1	7.4	9CA	
6I14P	TRI	PTG	T6	H	6.3	300	250	12	0.8	100	2	11	4.0	23	6K	2.6	2.0	9CA		
6I14P	PTG	TRI	T6	H	6.3	300	300	6	1.7	250	100	2	7	3.5	.8	1M	5.1	7.4	9CA	
6K1B	PND	SIN	T3	H	6.3	200	150	15	1.2	120	120	8	4.0	4.8		5.1	3.8			
6K1L	PND	SIN	F11	H	6.3	150	75		1.0	150	75	2	3	0.9	1.3	700K	3.8	4.2	PS1	
6K1P	PND	SIN	T5	H	6.3	150	275		1.8	250	100	3	6	2.7	1.8	400K	3.4	3.0	7CM	
6K1ZH	PND	SIN	ACO	H	6.3	150	275		1.8	250	100	3	7	2.7	1.8	400K	3.0	3.0		
6K3	PND	SIN	M8	H	6.3	300	330		4.4	250	100	3	9	2.5	2.0	800K	6.0	7.0	8N	
6K4	PND	SIN	M8	H	6.3	300	330		3.3	250	125	1	12	4.4	4.7	900K	8.5	7.0	8BK	
6K4P	PND	SIN	T6	H	6.3	300	300	20	3.0	250	100	1	11	3.7	4.4	800K	6.5	5.5	7BD	
6K6A	PND	SIN	T2B	H	6.3	127	150	15	1.3	120	100	9	4.0	4.5		2.8	2.5	P28		
6K7	PND	SIN	M10	H	6.3	300	330		3.0	250	100	3	7	1.7	1.6	830K	7.0	12.0	7R	
6K8B	PND	SIN	T6	H	6.3	300	30	15	0.5	25	12	7/4	4.2	1.0	12K	6.7	4.1	7BD		
6K8P	PND	SIN	RF	H	6.3	300			0.5	13	3	9000	0.2	1.1	190K	6.7	4.1	6CC		
6K9S	PND	SIN	M10	H	6.3	300	330		4.4	250	100	3	9	2.5	2.0	800K	4.8	11.0	7R	
6K11B-K	PND	SIN	T3B	H	6.3	200	150	15	1.2	120	120	8	4.0	4.8		3.9	2.8	P29		
6K13P	PND	SIN	T7	H	6.3	300	250	20	2.5	200	90	12	4.5	12.5	500K	11.7	3.9	P20		
6K14B	PND	SIN	T3B	RF	4	6.3	120		50	50	50	1	6	1.5	5.0		6.1	2.1	P26	
6K14B-V	PND	SIN	T3B	RF	4	6.3	125	150	0.5	50	50	1	6	1.5	5.0		6.1	2.1	P26	
6KH2P	DIO	TWN	T6	H	6.3	300	450	90	0.5	150		35				3.8			6BT	
6KH6B	DIO	TWN		H	6.3	300	100	4											DW9	
6KH6S	DIO	TWN	T9	H	6.3	300	465	170	0.2	165		50				4.0			8AN	
6KH7B	DIO	TWN	T3B	H	6.3	300	450	70	3.0	150	150	10	10			5.8			DW5	
6L1P	HPT	SIN	T6R	H	6.3	320	300		1.5	250	100	0	16	5.0		3.5	2.6		P37	
6L7	PTG	SIN	M11	MX	H	6.3	300	330	1.5	250	100	3	5	6.6	1.1	1M	7.5	11.0	7T	
6N1P	TRI	TWN	T6	H	6.3	600	300	25	2.2	250		4	8	4.3	4.3	11K	3.1	1.8	9AJ	

GROUP II, RECEIVING TUBES

TYPE NUMBER	KIND	TYPE	BULB USE	CATHODE	E _f V	I _f mA	MAXIMUM				TYPICAL						CAPACITY			BASE
							E _b V	I _b mA	P W	E _b V	E _{g2} V	E _{g1} V	I _b mA	I _{g2} mA	S _m mm	μ	R _p Ω	IN pF	OUT pF	
6N2P	TRI	TWN	T6	H	6.3	340	300	10	1.0	250	1	2	2.1	98	47K	2.4	3.0	9AJ		
6N3P	TRI	TWN	T6	H	6.3	350	300	18	1.5	150	2	8	5.9	37	6K	2.7	1.4	RCJ		
6N4P	TRI	TWN	T6	H	6.3	300	300	10	1.5	250	4	3	1.7	47	23K	1.5	1.6	9AJ		
6N5P	TRI	TWN	T6	H	6.3	600	300	25	2.2	200	5	8	4.2	27	6500	3.0	1.7	9AJ		
6N5S	TRI	TWN	S16 PA	H	6.3	2500	250	125	13.0	90	30	62	5.0	3	460	9.5	5.0	8BD		
6N6P	TRI	TWN	T7	H	6.3	750	300	45	4.8	120	2	30	10.5	20	1800	4.4	1.9	9AJ		
6N7	TRI	TWN	M9	H	6.3	800	300				7	7	2.0	32	16K					
6N7S	TRI	DUO	T9	H	6.3	810	300		4.2	250	6	7	3.2	35	11K	1.6	3.2	8B		
6N8S	TRI	TWN	T10	H	6.3	600	330	20	2.7	250	8	9	2.6	20	8K	2.8	3.8	8BD		
6N9S	TRI	TWN	T10	H	6.3	300	275		1.1	250	2	2	1.6	70	44K	3.0	2.8	8BD		
6N10S	TRI	DUO	T11	H	6.3	300	275		11.0	250	2	2	1.3	70	54K	1.4	0.2	8S		
6N12S	TRI	TWN	T11	H	6.3	900	300	34	4.2	180	7	23	6.4	17	2700			8BD		
6N13S	TRI	TWN	S16	H	6.3	2500	250	130	13.0	90	30	80	5.0	2	460	7.0	9.0	8BD		
6N14P	TRI	TWN	T6	H	6.3	350	300	22	1.5	90	1	10	6.8	25	3200	4.9	2.9	9DD		
6N15 *	TRI	TWN		H	6.3	450				100	9	9	5.6	38						
6N15P	TRI	TWN	T5	H	6.3	450	330	40	1.6	100	/1	9	5.6	38	6800	2.3	0.5	78F		
6N16B	TRI	TWN	T3B	H	6.3	400	200	14	0.9	100	2	6	5.0	25	5K	2.5	1.6	TD1		
6N17B	TRI	TWN	T3B	H	6.3	400	250	10	0.9	200	1	3	3.8	75	20K	2.8	1.5	TD1		
6N18B	TRI	TWN	T3B	H	6.3	330	200	14	0.9	100	6	6	5.0	25	325K	2.6	1.5	TD1		
6N19P	TET	TWN	T7	H	6.3	650	250	50	2.0	150	14	14	13.5		25K	3.8	1.2			
6N21B	TRI	TWN	T3	H	6.3	395	250		1.0	200	/4	4	3.8	82		2.8	0.6	T21		
6N23P	TRI	TWN	T7	H	6.3	300	300	20	1.8	120		15	12.7	32		3.6	2.1	9AJ		
6N24P	TRI	TWN	T7	H	6.3	300	300	20	1.8	90	9	15	12.5	33		6.3	3.2	9DD		
6N25G	TET	TWN	T4B	H	6.3	350	200	30	1.2	75	/10	10	1.5	18		1.1	0.7	T20		
6N26P	TRI	TWN	T6	H	6.3	600	250	30	2.6	150	14	14	9.5	48	5K	4.0	2.2	8CJ		
6N27P	TRI	TWN	T6B	H	6.3	330	30	20	0.6	25	0	8	8.0	16		3.0	2.0	9AJ		
6N28B	TRI	TWN	RF	H	6.3	200			0.9	50	1	7	6.8	25		3.0	2.3	T19		
6N28B-V	TRI	TWN	T3B	H	6.3	245	150	10	0.9	50	1	7	6.7	24		2.6	1.8	T19		
6P1P	BEA	SIN	T7	H	6.3	500	250	70	12.0	250	12	44	7.0	4.9	50K	7.8	5.7	PS9		
6P2P	PND	SIN		H	6.3	450			120	120	5	35	12.0	8.0				6CC		
6P3S	BEA	SIN	T14	H	6.3	900	400	90	20.0	250	14	72	8.0	6.0	22K	11.0	8.2	7S		
6P4	PND	SIN		H	6.3	300			180	180	9	15	2.3			5.5	7.0			
6P6B	PND	SIN		H	6.3	700	375		250	250	16	34	6.5	1.5		6.0	12.0	7S		
6P6S	BEA	SIN	T9 PA	H	6.3	450	350	100	13.2	250	12	46	7.5	4.1	52K	9.5	9.5	7S		
6P7S	BEA	SIN	T16	H	6.3	900	6K	100	20.0	250	14	72	8.0	5.9	32K	11.5	6.0	5BT		

GROUP II, RECEIVING TUBES

.TYPE NUMBER	KIND	TYPE	BULB USE	CATHODE	E _f V	I _f mA	MAXIMUM				TYPICAL						CAPACITY			BASE	
							E _b V	I _b mA	P W	E _b V	E _{g2} V	E _{g1} V	I _b mA	I _{g2} mA	S _m mmho	μ	R _p Ω	IN pF	OUT pF		f _{max} MHz
6P8S	PND	SIN	T11	H	6.3	300	180	180	9	15	2.4										7S
6P9	BEA	SIN	M10	PA	6.3	650	300	150	3	30	6.5	11.7									8Y
6P9E	BEA	SIN	M10	PA	6.3	560	330	150	3	25	5.8	11.2									8Y
6P13S	BEA	SIN	T10	H	6.3	1300	450	200	19	60	8.0	9.5									5BT
6P14P	BEA	SIN	T6	H	6.3	760	300	250	6	48	7.0	11.3									9CV
6P15P	BEA	SIN	T6	H	6.3	760	330	150	2	30	4.5	14.7									P1S
6P17S	BEA	SIN	T6	H	6.3	900	500	250	14	72	8.0	5.9									9CV
6P18P	BEA	SIN	T6	H	6.3	760	250	170	6	53	8.0	11.0									9CV
6P20S	BEA	SIN	S16	H	6.3	2500	450	175	30	90	6.0	8.5									5BT
6P21S	BEA	SIN	T12	F	6.3	750	600	200	16	36	5.0	4.0									P14
6P23S	BEA	SIN	T6	F	6.3	750	350	200	16	40	5.0	4.5									P38
6P25B	PND	SIN	T3B	H	6.3	450	170	110	8	30	5.0	4.5									P30
6P27S	BEA	SIN	T12	H	6.3	1500	800	250	265	13	100	15.0	10.0								7S
6P30B	PND	SIN	T3B	H	6.3	465	250	120	120	35	2.0	4.5									P22
6P31S	BEA	SIN	T11	H	6.3	1300	600	100	100	9	80	8.5	12.5								P57
6P33P	PND	SIN	T6	H	6.3	900	250	170	12	70	6.5	10.0									9CV
6P34S	PND	SIN	T11	H	6.3	2000	250	180	14	70	8.5	13.0									P23
6P36S	BEA	SIN	T13	H	6.3	2000	250	100	100	7	120	20.0									P21
6P37N	PND	SIN	NUV	H	6.3	1210	200	100	100	9	100	22.5	18.0								P21
6P42S	BEA	SIN	T15	TV	6.3	2100	7K	150	150	20											P21
6R2P	BEA	DUO		H	6.3	600		200	16	20	2.0	2.5									PD7
6R3S	BEA	DUO		H	6.3	2000		250	30	45	4.5	4.5									PD8
6S1P	TRI	SIN	T6	RF	6.3	150	275		7	6	2.2	2.2									7BS
6S1ZH	TRI	SIN	ACO	H	6.3	150	275		7	6	2.2	2.2									T3S
6S2R	TRI	SIN	T3B	H	6.3	250	250		40	2.5	150	11.0	50								T12
6S2P	TRI	SIN	T5	H	6.3	400	165		1	14	11.5	48	4200	5.3	4.2						7B0
6S2S	TRI	SIN	T9	H	6.3	300	330		20	2.7	250	2.5	20	8000	3.0	4.5					60
6S3B	TRI	SIN	T3F	H	6.3	150	300		12	2.5	270	2.2	14	6400	2.5	3.9					60
6S3P	TRI	SIN	T6	H	6.3	300	160		35	3.0	150	20.0	50	2600	6.5	1.5					TS4
6S4B	TRI	SIN	M9	H	6.3	300			0.4	250	1.5	100	66K	2.0	12.0						5M
6S4P	TRI	SIN	T6	H	6.3	300	160		35	3.0	150	20.0	50	2600	11.5	3.7					TS4
6S4S	TRI	SIN	S16	PA	6.3	1000	360		15.0	250	45	60	5.4	4	840						5S
6S5	TRI	SIN	M11	H	6.3	300			1.2	250	8	2.2	20								60
6S5D	TRI	SIN	LIT	H	6.3	770	300		2.5	6.5	250	5.0	42	9K	2.3	0.5					3G
6S5S	TRI	SIN	T10	H	6.3	300	350		2.7	250	6	2.2	20	9K	3.8	12.0					60

GROUP II, RECEIVING TUBES

TYPE NUMBER	KIND	TYPE	BULB	USE	CATHODE	E _i V	I _f mA	MAXIMUM				TYPICAL										CAPACITY		BASE	
								E _b V	I _b mA	P _p W	E _b V	E _{g2} V	E _{g1} V	I _{b2} mA	S _m mmho.	μ	R _p Ω	I _p -μF	OUT -pF	f _{max} MHz					
6S6B	TRI	SIN	T3F		H	6.3	200	250	14	1.4	120	2	9	5.0	25	5K	3.3	3.5	500						
6S7B	TRI	SIN	T3F		H	6.3	200	300	7	1.4	250	2	/5	4.0	65	16K	3.3	3.4							
6S8S	TRI	SIN	T10		H	6.3	300	500		3.6	300	10	11	3.0	20	6700	2.2	0.6							T55
6S9D	TRI	SIN	LIT		H	6.3	570	300	25	5.5	250	1	15	10.0	100	10K	2.9	/0.1	900						6RY
6S10D	TRI	SIN	LIT		H	6.3	920	5K	8500	9.0									3G						6BY
6S11D	TRI	SIN	PEN		H	6.0	176	120	30	3.6	110	2	20	6.5	17	2500	2.5	0.1	18H						
6S13D	TRI	SIN	MCR		H	6.3	770	350	35	9.0	300	4	21	5.2	32	6200	2.7	/0.1	36H						
6S15P	TRI	SIN	T6		H	6.3	440	160	52	7.5	150		40	45.0	52		10.5	1.5							T25
6S16D	TRI	SIN	PEN		H	6.3	192	170	35	3.6	135	4	12	6.0	17	2800	2.5	0.1	18H						
6S17K	TRI	SIN	MCR		H	6.3	295	200	11	2.0	175	1	10	12.0	125	10K	3.5	/0.1							
6S18S	TRI	SIN	T20		H	6.3	6600	450	500	60.0	120	20	550	40.0	2	60									TS6
6S19P	TRI	SIN	T7		H	6.3	1000	350	110	11.0	100	20	95	7.5	4	500	6.5	6.0							TS7
6S20S	TRI	SIN	T13		H	6.3	200	25K	/2	25.0	25K	8	1	.2	2K	10M									TS8
6S21D	TRI	SIN	PEN		H	6.3	176	200		3.6	110	2	20	6.5	16	2500	2.5	0.7	18H						
6S25B	TRI	SIN	T3B		H	6.3	220	250	15	1.4	120		8	5.0	29	220K	3.3	3.5							
6S26B	TRI	SIN	T3B		H	6.3	200	250	15	1.4	120	2	9	5.0	25	220K	3.3	3.5							
6S27B	TRI	SIN	T3B		H	6.3	200	300	7	1.4	250		/5	4.0	65	16K	3.3	3.4							
6S28B-V	TRI	SIN	T4B		H	6.3	310	50	35	2.4	120		16	19.0	40	2500	5.8	2.2							T25
6S29B-V	TRI	SIN	T4B		H	6.3	310	150	35	2.4	120		16	19.0	40	2500	9.5	3.9							T26
6S30B	TRI	SIN	T3B		H	6.3	425	200	60	5.0	50		40	21.0	17	800K	7.0	1.5							
6S31B	TRI	SIN	T3B		H	6.3	220	100	60	2.5	50	0	40	18.0	17		4.1	1.5							T13
6S32B	TRI	SIN	T3B		H	6.3	165	250	10	1.5	200		4	3.5	100		2.8	0.7							T14
6S33B	TRI	SIN	T20		H	6.3	6600	600	600	60.0	120		550	40.0		80	30.0	9.0							T16
6S34A-V	TRI	SIN	T2R		H	6.3	127	200	15	1.1	100		8	4.6	25		2.0	2.3	480						T28
6S35A-V	TRI	SIN	T2R		H	6.3	127	300	7	0.9	200		3	4.0	70	17K	2.0	2.4							T28
6S36K	TRI	SIN	C5		H	6.3	320	300	10	3.0	250	/1	6	8.0	145	18K	3.5	0.2	9K						
6S37B	TRI	SIN	T3B		H	6.3	440	120	70	4.5	80		40	16.5	13	800K	6.0	4.7							T28
6S39S	TRI	SIN	T20	VR	H	6.3	200	30K	/3	75.0	30K	45	/3	.2	500		3.5	1.2							T11
6S40P	TRI	SIN	T7		H	6.3	170	20K	500U	6.0	20K	14	300U	0.2	1K		2.5	0.5							T15
6S41S	TRI	SIN	T13		H	6.3	2700	450	300	25.0	90		250	21.0			11.0	5.0							T16
6S44D	TRI	SIN	PEN		H	6.3	330	300	80	8.0	250		26	6.0	25		4.0	0.1	3G						
6S45K	TRI	SIN			H	6.3	310				18H		500	13.0			2.8	10.1							
6S45P-Y	TRI	SIN	T7		H	6.3	440	150	52	7.8	150		40	45.0	52		11.5	1.9							T25
6S46G	TRI	SIN	T4R		H	6.3	500	250	100	4.5	42	1	60	20.0	7		6.0	1.7							T25
6S47S	TRI	SIN	T17		H	6.3	6200	600	3000	33.0	90		400	45.0			37.0	7.0							TS6

GROUP II, RECEIVING TUBES

TYPE NUMBER	KIND	TYPE	BULB USE	CATHODE	E _f V	I _f mA	MAXIMUM				TYPICAL							CAPACITY			BASE	
							E _b V	I _b mA	P _p W	E _b V	E _{q2} V	E _{q1} V	I _b mA	I _{q2} mA	S _m mm ²	μ	R _p Ω	IN pF	OUT pF	f _{max} MHz		
6S48D	TRI	SIN	PEN	H	6.3	95	150	3.0	50	0	5	3.5	40	3.0	0.1							
6S50D	TRI	SIN	PEN	H	6.3	365	15H	3000	8.0	250	4	6.0	32	4.0	0.1							
6S51N	TRI	SIN	NUV	H	6.3	130	110	15	1.0	75	10	11.2	32	4.7	2.2	800						
6S52N	TRI	SIN	NUV	H	6.3	130	125	15	1.0	110	8	10.0	64	4.7	2.4	800						
6S53N	TRI	SIN	NUV	H	6.3	130	130	15	1.2	120	9	12.0	75	4.2	1.5	800						
6SK7	TRI	PND		H	6.3	300					3	.5	8	2.5	3.0							
6SK7	PND	TRI		H	6.3	300					3	6		3.2	12.5							DW6
6T54P	DWD	SIN	T6	H	6.3	600	1K	300	3.0	350	75											
6T54S	DIO	SIN		H	6.3	600	1K	300			75											
6T55S	DWD	SIN	T10	H	6.3	600	1H	300	400		75											
6T510P	DIO	SIN	T6	H	6.3	1050	45H	450	1K		120											
6T513P	DIO	SIN	T7	H	6.3	950	16H	900	8.0	650	120											
6T515S	DIO	TWN	T13	H	6.3	1430	1K	375	350		62											
6T517S	DIO	SIN	T10	H	6.3	1800	4K	1200			250											
6T519P	DIO	SIN	T7	H	6.3	1100	75K	450	700		120											
6V1P	PND	SIN	T6	SM	H	6.3	400	550	4.5	250	25	2.7	29.0	9.0	4.6							
6V2P	PND	SIN	T7	SM	H	6.3	1800	600	1500	3.0	600	300	H2.2	26.0	15.0							
6V3S	PND	SIN	T7	SM	H	6.3	900	700	1500	5.0	700	400	H2.0	15.0	14.0							
6VKH1	DWD	SIN		H	6.3	600	1K	200			70											
6YE1P	TRI	SIN	T5	ID	H	6.3	300	250	0.2	100	2	2	0.5	24								
6YE2P	TRI	SIN	T7	ID	H	6.3	580	250	0.4	150	4	2	1.4	3.0	7.0							
6YE3P	TRI	SIN	T6	ID	H	6.3	230	300	0.5	230	0	1										
6YE5S	TRI	SIN	T11	ID	H	6.3	300	250	3	250	4	5	1.2	24								
6ZH1B	PND	SIN	T3F	H	6.3	200	150	14	1.2	120	2	3.5	4.8	200K	4.8	3.8						
6ZH1L	PND	SIN	F10	H	6.3	150			2.0	150	75	2	0.2	1M	4.0	4.2	200					
6ZH1P	PND	SIN	T6	UF	H	6.3	170	200	1.8	120	2	7	3.0	300K	4.3	2.4	120					
6ZH1ZH	PND	SIN	ACO	H	6.3	150	250	3	0.5	250	100	3	2	1M	3.5	3.0						
6ZH2B	PND	SIN	T3F	RF	H	6.3	200	150	0.9	120	2	6	6.0	500K	4.9	4.1						
6ZH2M	PND	SIN	T6	RF	H	2.0	60		0.5	120	70	2	0.5	100K	5.4	8.1						
6ZH2P	PND	SIN	T6	RF	H	6.3	170	200	1.8	120	2	6	5.0	100K	4.5	2.4						
6ZH3	PND	SIN	MR	RF	H	6.3	300	330	3.3	250	150	1	11	900K	8.5	7.0						
6ZH3M	PND	SIN	T6	UF	H	6.3	450	300	3.0	300	200	10	2.5	700K	11.0	5.0						
6ZH3P	PND	SIN	T6	UF	H	6.3	325	330	2.5	250	150	7	2.0	800K	6.5	1.5						
6ZH4	PND	SIN	M10	H	6.3	450	330	20	3.3	300	150	0	10	900K	11.0	5.0						
6ZH4E	PND	SIN	M10	H	6.3	450	330	20	2.5	300	150	0	9	900K	11.0	5.0						

GROUP II, RECEIVING TUBES

TYPE NUMBER	KIND	TYPE	BULB USE	CATHODE	E _f V	I _f mA	MAXIMUM				TYPICAL							CAPACITY		BASE
							E _b V	I _b mA	P _p W	E _b V	E _b V	E _{o1} V	E _{o2} V	I _b mA	I _{o2} mA	S _m micro	μ	R _p Ω	IN pF	
6ZH4P	PND	SIN	T5	H	6.3	300	20	3.5	250	150	1	11	4.3	5.7	900K	6.3	6.3	7BK		
6ZH5A *	PND	SIN		H	6.3	450			250	100		10	2.5	9.0			7BK			
6ZH5B	PND	SIN	T3F	H	6.3	250	28	2.6	120	120	2	15	6.0	10.0	100K	6.0	4.0	7BK		
6ZH5P	BEA	SIN	T6	H	6.3	450	20	3.6	300	150	2	10	2.0	9.0	350K	8.5	2.2	7BK		
6ZH6S	PND	SIN	M10	H	6.3	500		2.5	250	100	2	10	2.5	7.5	2M	9.5	6.2	7R		
6ZH7	PND	SIN	M10	RF	6.3	300	330	0.8	250	100	3	2	0.6	1.2	1M	7.0	12.0	7R		
6ZH8	PND	SIN	S11	RF	6.3	300	330	2.8	250	100	3	3	0.8	1.6	2M	6.0	7.0	8N		
6ZH8S	PND	SIN		H	6.3	300			100	100	3	3	0.9	1.6				8Y		
6ZH9B	PND	SIN	T4F	H	6.3	310	150	2.4	120	120	15	5.5	17.0		7.5	3.3				
6ZH9G	PND	SIN	T4B	H	6.3	310	150	3.5	2.4	120	120	15	5.5	17.0		7.5	3.4			
6ZH9P	PND	SIN	T6	H	6.3	300	250	3.0	150	150	1	15	5.0	17.5	100K	8.5	3.3	9E0		
6ZH10B	PND	SIN	T3F	H	6.3	250	150	2.2	120	120	1	11	6.0	5.0	100K	6.5	4.5			
6ZH10P	PND	SIN	T6	H	6.3	300	250	3.0	200	100	1	6	5.5	9.5	100K	8.9	3.9	9E0		
6ZH11P	PND	SIN	T6	H	6.3	440	150	4.9	150	150	2	25	5.0	28.0	30K	14.0	3.5	9E0		
6ZH13L	PND	SIN	M12	H	6.3	400			250	250	2	10	1.4	7.5				P18		
6ZH20P	PND	SCG	T7	H	6.3	450	250	3.0	150	150	1	16	6.0	16.5	100K	8.5	2.5	P31		
6ZH21P	PND	SCG	T7	H	6.3	350	200	2.5	150	150	1	15	5.0	15.0	60K	5.9	1.9	P32		
6ZH22P	PND	SCG	T7	H	6.3	500	200	5.5	150	150	1	30	7.5	23.0	60K	9.3	2.4	P32		
6ZH23P	PND	DBA	T7	H	6.3	440	150	4.0	2.4	150	150	14	7.5	14.0	36K	14.0	3.5	PD3		
6ZH31RK	PND	SIN	T3F	H	6.3	200	150	1.3	120	120	8	3.5	5.0		4.8	3.8				
6ZH32B	PND	SIN	T3B	H	6.3	165	250	1.2	120	120	6	1.4	6.0		5.4	2.3	P24			
6ZH32P	PND	SIN	T6	H	6.3	200	300	1.0	250	140	2	3	1.0	1.8	3M	4.0	5.5	P17		
6ZH33AV	PND	SIN	T2B	H	6.3	127	150	1.3	120	100	8	4.0	4.5	120K	3.6	3.3	P28			
6ZH35BV	PND	SIN	T3	H	6.3	127	150	0.9	120	110	2	6	6.5	3.1	200K	4.6	3.5	PS5		
6ZH36P	PND	SIN	T6	H	6.3	180	250	2.5	120	120	9	2.3	9.0		5.8	2.4	7BK			
6ZH39G-	PND	SIN	T4B	H	6.3	440	200	3.3	100	100	25	10.0	28.0		13.5	3.5				
6ZH40P	PND	SIN	T6	H	6.3	300	30	0.5	25	25	3	8	3.3	3.8	6.7	4.1	7CM			
6ZH43P	PND	DBA	T6	H	6.3	475	150	3.1	150	150	16	15	6.5	14.5	36K	13.5	3.0	PD3		
6ZH44P	PND	SCG	T6	H	6.3	550	165	4.5	150	150	25	11.0	25.0		8.6	3.6	P25			
6ZH45BV	PND	SIN	T3B	H	6.3	125	150	0.5	50	50	1	6	1.5	5.4	6.1	2.1	P26			
6ZH46BY	PND	SIN	T3R	H	6.3	125	150	0.5	50	50	1	6	1.8	4.5	6.1	2.1	P36			
6ZH49P-	PND	SIN	T6	H	6.3	300	150	2.8	150	150	14	2.4	16.7	100K	8.2	2.7	P33			
6ZH52P	PND	SIN	T7	H	6.3	330	350	10.0	150	150	40	40	55		13.5	1.8	9E0			
6ZH53P	PND	SIN	T6	H	6.3	175	300	3.5	150	150	13	13	20		5.7	1.7	7BD			
EM7	TRI	SIN	T3B	EL	F	1.0	18	8			2	2000	/1	/2	1.6	1.9				

GROUP II, RECEIVING TUBES

TYPE NUMBER	KIND	TYPE	BULB USE	CATHODE	E _f V	I _f mA	MAXIMUM				TYPICAL							CAPACITY		BASE	
							E _b V	I _b mA	P W	E _b V	E _o V	E _{o2} V	E _{o1} V	I _b mA	I _{o2} mA	S _m mho	μ	R _p Ω	IN pF		OUT pF
7P12S	PND	SIN	S12	H	7.3	850	200	60	8.0	135	135	15	31	7.0	2.8			7.7	9.5	5F	
7ZH12S	PND	SIN	S12	H	7.3	425	250		1.9	250	135	3	5	1.1	1.8	500K		6.1	15.0	6F	
EM-8	PND	SIN	T3R EL	H	6.3	100	20			15	15	/3	2	1.3	0.8	30		4.5	3.5	P39	
10P12S	PND	SIN	S12	H	10.0	640	200	60	8.0	180	135	15	31	7.0	2.1			7.7	9.7	5F	
10ZH1L	PND	SIN	F10	H	10.0	93	250	11	2.0	150	75	2	7	0.5	1.6	1M		4.0	4.2	200 PSI	
10ZH3L	PND	SIN	F10	H	10.0	93	250	11	2.0	150	75	2	7	0.5	1.6	1300		4.0	4.2	200 PSI	
10ZH12S	PND	SIN	S12	H	10.0	320	250		1.9	250	135	3	6	1.0	1.8	500M		6.1	15.0	6F	
12B1M	PND	DWD		H	12.5	220				25	25	1	1	0.4	1.9	7500				PD5	
12B2M	PND	DWD		H	12.5	150				25	25	1	1	0.3	.8	150K				PD6	
12G1	TRI	DWD		H	12.6	150	275		2.7	250		9	9		1.9	16	8500		3.6	2.8	8Q
12G2	TRI	DWD		H	12.6	150	330		0.9	250		2	1		1.1	100	90K		3.2	3.0	8Q
12K1M	PND	SIN		H	12.5	225				25	25	/2	2	0.5	1.4	200K				7R	
12K3	PND	SIN		H	12.6	150	330		4.4	250	100	1	9	2.5	2.0	.800K		6.0	7.0	8N	
12KH3S	DWD	SIN	F10	H	12.6	73	250	20	0.1				1			7500		0.5		16 DWR	
12M1M	PND	TRI		H	12.5	225				25	25	1	1	0.3	1.9					PT3	
12N4P	TRI	TWN		H	12.6	150				250		4	3		1.8	40	22K		1.6	1.6	9AJ
12N10S	TRI	DUO	T11	H	12.6	150	275		1.1	250		2	2		1.3	70	54K		1.5	0.2	8S
12N11S	TRI	TWN		H	12.6	150			1.8	180		6	7		1.9	16	8500		3.2	2.6	8RE
12P4S	PND	SIN	T11	H	12.6	160				250	250	12	38		3.8						7S
12P14S	BEA	SIN		H	12.6	150			7.5	250	250	12	30		3.0				9.0	9.0	7S
12P17L	PND	SIN	F11	H	12.6	325	250	60	7.5	150	150	20	35	5.0	7.0			10.0	8.5	120 P3S	
12S2	TRI	SIN		H	12.6	150				250		8	9		2.0	20		3.4	3.6	8T3	
12S3S	TRI	SIN		H	12.6	100	300		5.0	100		4	27		3.0	12	4100		1.5	0.6	11H TS3
12S42S	TRI	SIN		H	12.6	4900				120		1000	60.0		60.0			40.0	15.0	117	
12ZH1L	PND	SIN	F10	H	12.6	75	250	11	2.0	150	75	2	7	0.5	1.6	1M		4.0	4.2	200 PSI	
12ZH1M	PND	SIN		H	12.5	225				25	25	/2	2	0.5	1.4	200K				7R	
12ZH3L	PND	SIN	F10	H	12.6	75	250	11	2.0	150	75	2	7	0.5	1.6	1300		4.0	4.2	PS1	
12ZH8	PND	SIN	F10	H	12.6	150	330		2.8	250	100	3	3	0.8	1.6	2M		6.0	7.0	8N	
13P1S	BEA	SIN	PA	H	13.0	765			6.0	110	80	2	52		7.5			15.5	10.5		
15A6S	PND	SIN		H	15.0	300				180	135		48		2.5	30K					
25P1	BEA	SIN		H	25.0	300			10.0	110	110		60		8.5						
25P1S	BEA	SIN		H	25.0	300			10.0	110	110		80		8.5						
30P1S	BEA	SIN	T11 PA	H	30.0	300	110		7.0	110	110	7	70	12.0	10.0			9K	19.0	11.0	7S
30T1S1M	DIO	SIN		H	30.0	300	300	500		300	300	250	90		60	2500					
30T1S6S	DIO	TWN		H	30.0	300	300	500		150			60		60						5AA 8AN

GROUP II, RECEIVING TUBES

TYPE NUMBER	KIND	TYPE	BULB USE	CATHODE	E _f V	I _f mA	MAXIMUM			TYPICAL							CAPACITY			BASE
							E _b V	I _b mA	P W	E _b V	E _{o₁} V	E _{o₂} V	E _{o₃} V	I _b mA	I _{o₂} mA	S _m mmho	μ	R _p Ω	III pF	
30VD1	D10	SIN		H	25.0	300	500	500	150	1	5	0.7	1.6	250K				480		
30VKH1	D10	TWN		H	30.0	300	500	500	160	1	5	0.6	1.0	600K				8AN		
SB-47	PND	SIN		H	4.0	150			240	80	1	3	0.8	500K						
SB-51	PND	SIN		H	4.0	80			240	100	1	3	0.8	500K						
SO-57	PND	SIN		H	4.0	1A														
SB-112	PND	SIN		H	4.0	80			160	80	1	2	0.6	500K						
SO-124	PND	SIN		H	4.0	1A			160	60	2	5	3.5							
UB-132	* TRI	SIN		F	4.0	150		3.0	160	60	6	15	2.1	4K						
TO-141	* TRI	SIN	S17	F	2.6	1000			220		3	14	2.6							
TO-142	* TRI	SIN	S17	F	2.6	1000			220		7	23	2.5							
SO-148	PND	SIN		H	4.0	1A			240	80	2	7	1.0	200K						
SB-152	TRI	SIN		F	2.0	120			100	/2	5	14	1.5	10K						
UB-152	TRI	SIN		F	2.0	120			120		4	6	3.0	5K						
UB-153	TRI	SIN		F	2.0	200			100		6	8	2.5	4K						
SB-154	PND	SIN		F	2.0	90			160	60	1	3	0.4	290K						
UB-155	* BEA	SIN		F	2.0	230		0.2	100	60	2	6	1.5	100K						
UB-178	TRI	SIN		F	2.0	120			100	/1	2	2	1.1	33	30K					
SO-182	PND	SIN		H	4.0	1100			240	100	1	7	2.0	800K						
UB-182	* TRI	SIN		F	4.0	150		3.0	240		6	12	2.4	4K						
UO186	* TRI	SIN	S16	F	4.0	1000		15.0	250		37	57	3.2	4	1K			4F		
SB-190	PND	SIN		F	2.0	100			160	120	1	1	0.4	420K				4F		
191P	TET	SIN	T6	EL	1.0	46			6	3	4	100	50.0					5Y		
UB-240	TRI	SIN		F	2.0	120		0.6	120		3	1.5	22	14K				TE2		
SO-242	PTG	SIN	S9	CN	2.0	160	300		1.0	120	70	0	.2	7.0	8.6			5S		
SO-243	* TRI	TWN		F	2.0	240		1.5	120		3	3	2.1	32	16K	2.8	3.4	72		
SO-244	PND	SIN		F	2.0	185		1.5	120		4	1.8	270	150K	55.0	7.0		7AB		
SO-257	* PND	SIN	S10	F	2.0	300			200	100	7	18	1.3	80K				6X		
SO-258	* PND	SIN		F	1.8	320		1.3	160	120	6	2	2.0	160	80K	5.4	7.5			
M-457	* TRI	SIN		F	4.0	2100		50.0	1K		72	70	7.0	8	1K					
1504	TRI	SIN	LIT	H	6.3	770	300	25	6.5	250	25	25	4.7	42	9K	2.3	0.5	36		
1506	BEA	TWN	T19	H	12.6	1120	500	15.0	400		110									
1509	BEA	TWN	T19	H	12.6	800	500	15.0	500		72							78P		
1511	PND	SIN	M10	H	6.3	450	330	3.3	300	150	0	10	2.2	9.0	900K			8N		
1512	PND	SIN	M10	H	6.3	650	330	9.0	300	150	3	30	5.7	11.7	80K			8Y		
1514	PND	SIN	M10	H	6.3	300	330	2.8	250	100	3	3	0.8	1.7	2M			8Y		

GROUP II, RECEIVING TUBES

TYPE NUMBER	KIND	TYPE	OULB	USE	CATHODE	E _f V	I _f mA	MAXIMUM				TYPICAL						CAPACITY		BASE
								E _b V	I _b mA	P W	E _b V	E _{c2} V	E _{c1} V	I _b mA	I _{c2} mA	S _m inches	μ	R _p Ω	I _n μF	
1515	BEA	SIN	M10		H	6.3	450	350	13.2	250	250	12	45	7.5	4.3		52K	9.5	9.5	6BT
1536	D10	TWN	T9		H	6.3	300	450	0.5	150		10								6CC
1538	BEA	SIN	T6		H	6.3	350	330	2.5	250	150	7	2.0	5.0		500K	6.5	2.4		
1539	TRI		T9		H	6.3	600	300	2.5	250		7		4.2		33 7900	3.3	1.7		9AJ
1540	BEA	SIN	T13		H	6.3	900	400	27.5	250	250	14	72	8.0	6.0		11.0	6.7		
1550	DWD	SIN			H	6.3	600	1K		350		37								DW6

GROUP III, POWER TUBES

TYPE NUMBER	KIND	TYPE	BULD	USE	CATHODE	E V	I mA	MAXIMUM				TYPICAL				CAPACITY		f _{max} MHz	BASE	
								E _b V	I _b mA	P _p W	E _b V	E _{g2} V	E _{g1} V	I _b mA	I _{g2} mA	S _m mmho	μ			R _p Ω
GE-1	TET SIN				F	11.0	2A										15.5	10.0	20	
GK1A	TRI SIN	W46			W	31.5	580A	10K	30A	2H.K	8K						2H	1H	22	
GM1A	TRI SIN	W22			T	10.5	195A	6K	100A	30.K	3K									
GM1P	TRI SIN	V																		
GM1-1B	TRI SIN					9.0	26A			H3.2	22K									
GS-1B	TRI SIN	A			H	12.6	3200	2K		1.K	2K	1	250				17.0	11.0	16	
GE-2	TET SIN				F	11.0	6300			1.H	3K	500								
GM1-2B	TET SIN	A70			H	25.0	7500	32K	90A	H9.0										
GS-2B	TRI SIN	W22			H	12.6	3200	2K		1.K	2K	1	250							
2TM-20	TRI TWN				H	20.0	450	750		20.0									16	TE7
2TM-100	TRI TWN				H	20.0	2200	1K		70.0										
GI-3	TRI SIN	T11			H	6.3	1100	25H	15A	10.0	400	15	16				2.6	1.1	300	4RB
GK3A	TRI SIN	W43			W	17.0	430A	12K	50A	1H.K	5K						1H	65.0	25	
GM3P	TRI SIN	V																		
GM1-3	TET SIN	T32			H	26.0	4750	28K	4500	80.0										
GS-3B	TET SIN	A30			H	1H	865	2K		2.K	2K	500								
GU-3	BEA SIN	S18			H	12.6	450	750	120	30.0	250	250								
GI-4A	TRI SIN	W			T	10.0	215A	35K	220A	20.K	3K	4A								
GM1-4B	TET SIN	A			H	6.3	14A	18K	15A	1.H										
GS-4	TRI SIN	C8			H	6.3	610	250		15.0	200	1	30							
GS4D	TRI SIN					22.0	105A			10.K	15K									
GU4	TRI SIN					7.0	1800		107	35.0	700	55								
GU4A	TRI SIN	W25			T	8.3	145A	6K	30A	20.K	3K	4A								
GI-5B	TRI SIN			PA	T	6.3	425	27K	250A	5.K	1K	1A					40.0	35.0	100	
GK5A	TRI SIN	W44			T	17.0	580A	10K	300A	K2.5							2H	40.0	200	
GM1-5	TET SIN				H	26.0	1750	20K	12A											
GU5A	TRI SIN	W14			T	12.6	23A	5K	7A	3.K	3K	600								
GU5B	TRI SIN	A14			T	12.6	23A	5K	7A	2.K	3K	600								
GI-6B	TRI SIN	C11			H	12.6	2100	9K	20A	H3.5	1K	150								
GK6A	TRI SIN	W30								M0.5										
GM1-6	BEA TWN	T16			H	6.3	2200	4K	AA	15.0										
GS6	TRI SIN					17.0	8500			5.H	3K									
GI-7B	TRI SIN	C11			H	12.6	2100	9K	20A	H3.5	1K	150								
GM1-7	TET SIN	T40			H	26.0	6300	22K	52A	H1.2										
GS-7A	TRI SIN	W22			H	12.6	3100	/3K		2.K	2K	1	400							
GS-7B	TRI SIN	A22			H	12.6	3100	/3K		H1.5	2K	1	400							
GI-8	PND SIN	T35			T	12.6	10A	8K	4A	H2.0	1K	200								
GS-8B	TET SIN	C12			H	6.3	2000			60.0	1K	210								

GROUP III, POWER TUBES

TYPE NUMBER	KIND	TYPE	BULB	USE	CATHODE	E _f V	I _f mA	MAXIMUM				TYPICAL						CAPACITY		f _{max} MHz	BASE
								E _b V	I _b mA	P _p W	E _b V	E _{g2} V	E _{g1} V	I _b mA	I _{q2} mA	S _m mmho	μ	R _p Ω	IN pF		
6I-24A	TRI	SIN	W30		W	6.3	425A	27K	250A	25.0K	4K							40.0		200	
GU24A	TRI	SIN	CA		H	6.3	1145	2K		25.0K								24.0		273	
6I-25	TRI	SIN	W30		T	8.3	150A	12K		12.0K	250							30.0	48	5G	
GU25B	TRI	SIN	W30		T	8.3	150A	12K		12.0K								30.0	48	26	
GU26A	TRI	SIN	W		H	30.0	17A	6K		10.0K								20.0		330	
GU26B	TRI	SIN	W		T	12.0	210A	12K	60A	50.0K								20.0		330	
GU27A	TET	SIN	W13		T	7.5	25A	4K	5A	2.0K	2K	1K						6.0	16	110	
GU27B	TET	SIN	A24		T	7.5	25A	3K	5A	8.0H	3K	1K						6.0	16	110	
GU-28A	TET	SIN	W20		T	6.3	98A	10K	98A	8.0K	3K	850						16.0	9	24	
GU28B	TET	SIN	A		T	6.3	98A	10K		10.0K	3K	2K						16.0		30	
M28	TRI	SIN			T	11.0	6400			H1.5	1K							2.4	11	/5K	
G29	TRI	SIN			T	16.0	10A		1200	4.0H	10K							3.2	250		
GU29	BEA	TWN	T16		H	6.3	2250	750	250	40.0	600	200	70	150	30.0	8.0		8.0		200	
6I-30	BEA	TWN	T16		H	6.3	2250	5K	9A	15.0	250							8.0		78P	
6I-30	TRI	SIN	G44		T	8.2	17A	27K	15A	3.0H	2K							5.8		100	
GU30A	TRI	SIN	W		T	10.5	220A	7K	50A	60.0K								38.0	28	100	
GU31	TFT	SIN			T	6.3				15.0	800	450	200					.8	18	22K	
G32	TRI	SIN			T	3.2	3500			15.0	250	130	10	30	5.5	3.5		3.5		2.4	
GU32	BEA	TWN	T14		H	6.3	1600	750		15.0	250	130	10	30	5.5	3.5		3.5		2.4	
GU33B	TET	SIN			H	6.3	5A	1K		H1.5	15H	400						20.0		500	
GU34B	TFT	SIN	T20		H	12.6	4A	4K		5.0H	2K	600						28.0		250	
GU-35B	TET	SIN	A		W	6.3	65A	5K		K3.5	5K	800						24.0	20	250	
G36	TRI	SIN			W	5.6	860			20.0	600							1.8	60	35K	
GU-36B	TET	SIN	A		W	8.3	100A	6K		14.0K	6K	1K						80.0		250	
GU-37B	TRI	SIN	A		W	3.4	110A	3K		K3.5								25.0	35	330	
GU-39A	TET	SIN	W		W	6.3	98A	10K		8.0K	2K							22.0		100	
GU-39B	TET	SIN	A		W	6.3	98A	10K		6.0K	2K							22.0		100	
GU39P	TET	SIN	V		W	11.0	3500			15.0K								1.4	10	7K	
M39	TRI	SIN			T	11.0	3500			30.0	1K							1.4	10	7K	
GU-40B	TFT	SIN	A		T	6.3	33A	45H		2.0K	2K	900						18.0		250	
GU43B	TET	SIN			H	12.6	6600	33H	3200	1.0K	1K	350	25	1000				45		85	
G46	TRI	SIN			T	11.0	4100		250	80.0	1K							2.0	55	14	
G47	TRI	SIN			T	11.5	3800		215	H1.5	3K							1.4	70	250	
GU50	PND	SIN	F12		H	12.6	655	1K	230	40.0	1K	300	80	120	10.0	5.0		5.0		14.0	
M50	TRI	SIN			T	11.0	6300		270	50.0	1K							1.4	10	9.2	
GM51A	TRI	SIN	W19		W	22.0	102A	12K	10A	15.0K	5K							.7	10.0	12	
M53	TRI	SIN			T	11.0	6300			H1.5	3K							1.4	11	7K	
GM57	TRI	SIN			T	4.0	2100			4.0	750							5.0	9	8.5	
M57	TRI	SIN			T	16.0	10A			4.0H	10K							2.9	52	18K	

GROUP III, POWER TUBES

TYPE NUMBER	KIND	TYPE	BULB USE	CATHODE	E _t V	I _t mA	MAXIMUM				TYPICAL					CAPACITY		BASE
							E _b V	I _b mA	P _p W	E _b V	E _c V	E _g V	I _b mA	I _{g2} mA	S _m mmh	μ	R _p Ω	
GM60	TRI	SIN	T32	W	17.0	8A	10K	550	6.4H	1K	100	2.2	1.6					
G61	TRI	SIN			16.5	52A	11A	10.4K										70
GU61P	TET	SIN	V		16.5	51A		30.4K										70
G62	TRI	SIN			16.5	51A		10.4K										85
GU62P	TRI	SIN	V					60.4K										85
G65	TRI	SIN			5.2	1300		12.0										30
GU66P	TRI	SIN	V					1H.4K										30
G68	TRI	SIN			17.0	18A		1.4K	10K									36
G1-70B	TRI	SIN	C11	H	12.6	2100	9K	20A	1K	1K							11.4	4.9
GM-70	TRI	SIN	T21	T	20.0	3A	1K	800	1.4H	600							8.0	12.0
GM-70B	TRI	SIN	T21	T	20.0	3A	1K	800	1.4H	600								IF
GK71	PND	SIN	T21	T	20.0	3A	1K		H1.2	600	200	62.0					18.0	17.0
GU72	PND	SIN	T25	T	20.0	3A	1K	900	H1.5	750	150	4.2					18.0	17.0
M74	TRI	SIN							450			.1	63					40
G1-76B	TRI	SIN	C		12.6	2100	9K		1K		150	22.0					11.3	36
GU80	PND	SIN	T30	T	12.6	10A	3K		4.4H	2K	200	5.5					28.5	22.5
M80	TRI	SIN			11.0	3500		260	80.0	1K		1.4	10					50
GU81	PND	SIN	T3R	F	12.6	10A	3K		H4.5	2K		5.5						50
GMT-83	TET	SIN	T20	H	25.0	2000	20K	15A	65.0	15K	120	.9	15	17K			50.0	5.0
G88	TRI	SIN			6.0	4A			600									T55
GMT-89	TET	SIN	T32	H	25.0	4000	25K	20A	1.4H	25K								36
GU89A	TRI	SIN	W24	W	11.0	124A	8K	9A	5.4K	1K	3A	22.0					60.0	12.0
GU89B	TRI	SIN	A24	W	11.0	124A	8K	9A	5.4K	1K	3A	10.0	20				23.3	17.5
M89	TRI	SIN			11.0	6300			H4.5	1K		5.0	9	1800			23.3	17.5
GMT-90	TET	SIN	T46	H	25.0	7800	33K	40A	1.4H	33K		4.0					1H	16.0
GS90B	TRI	SIN	C12	H	12.6	1100	2K	4500	15.0	1K	175	19.5						36
G91	TRI	SIN			11.0	6200			600		400							P10
GKE100	* TET	SIN	T20	H	11.0	2A	/2K	500	1.4H	15K	2	6.5	2.8	225			15.5	20
GM100	TRI	SIN	T60	W	17.0	18A	5K	1600	1.4K	1K	600	6.5	18					TE4
G120	TRI	SIN			16.5	52A		11A	5.4K	4K	700							IF
GI-150	TRI	SIN	C8	H	12.6	815	800	/5A	20.0	400	15	10.0						4G
GKE150	* TET	SIN		H	11.0	6300		420	1.4H	3K	500	2.0	350					TE4
GU150	TRI	SIN			11.0	10A		710	H1.5	2K		2.2	17					85
M150	TRI	SIN			11.0	6300		420	H1.5	3K		1.4	11					500
G256	TRI	SIN							30.0	450								
GKE300	TET	SIN		H	17.0	10A		750	4.4H	3K	500	3.9	400					
M400	TRI	SIN			17.0	18A		2300	4.4H	1K		6.0	10					
M401	TRI	SIN			16.0	10A		1200	4.4H	10K		2.9	52					

GROUP IV, RECTIFIER TUBES

TYPE NUMBER	KIND	TYPE	BULB	GAS	CATHODE	E _r V	I _r mA	MAXIMUM		TYPICAL	
								E _b V	I _b mA	E _b V	I _b mA
EVU-25/1.0	IGN		TIH	HG	C			12H	400A		
EVU-50/1.0	TRI	IGN	T33	HG	C			12H	900A		50A
EVU-100/1.0	IGN		T2H	HG	C			12H	2KA		
GG-1-0.3/8	DIO	SIN	T14	AR	H	6.3	4A	8K	1A	30	/1
GG1-0.5/5	DIO	SIN	S21	KX	F	2.5	8500	5K	1500		500
GG-1-0.5/20	DIO	SIN	T21	AR	H	6.3	5A	20K	3500	30	/1
GG-1-1/22	DIO	SIN	T30	GS	H	6.3	14A	22K	1A	30	1
GG-1-2/5	DIO	SIN	T22	XE	H	6.3	6500	9K	6500	16	2
GG-1-2/16	DIO	SIN	T30	AR	H	6.3	16A	16K	7A	30	2
GR1-02/15	DIO	SIN	S16	HG	F	5.0	3300	/2K	800		235
GR-1-0.3/8.5	DIO	SIN	S21	AR	F	6.3	4A	8K	1A	30	/1
GR-1-25/15	DWD	SIN		GS	F	5.0	3A	/2K	800	500	125
GRI-0.25/1.5	DWD	SIN	S17		F	5.0	3300	16H	800		235
I/1/25/0.8	TRI	IGN	T19	HG	C			800	25A		10A
I-1-50/20	TRI	IGN	T47	HG	C			20K			50A
I-1-70/0.8	TRI	IGN	W48	HG	C			800			70A
I-1-100/1.5	TRI	IGN	W52	HG	C			15H	3HA		1HA
I-1-140/0.8	TRI	IGN	W56	HG	C			800			1HA
I-1-350/0.8	TRI	IGN	W70	HG	C			800			3HA
I-2-50/1.5	TRI	IGN	T34	HG	C			15H	150A		50A
I-2-50/1.5	TRI	IGN	W52	HG	C			15H	1HA		50A
I-20/1.5	TRI	IGN	W25	HG	C			15H	60A		20A
I-20/1500	*DIO	IGN	W19	HG	C			15H	1KA		20A
I-50/1.5	TRI	IGN	W35	HG	C			15H	1HA		50A
I-50/1500	*DIO	IGN	W26	HG	C			15H	2KA		50A
I-100/1.0	TRI	IGN	W70	HG	C			1K	6HA		1HA
I-100/5.0	TRI	IGN	123	HG	C			5K	3HA		1HA
I-100/1000	*DIO	IGN	W33	HG	C			1K	2KA		100A
I-100/5000	*DIO	IGN	W33	HG	C			5K	300A		100A
I-150/1.0	TRI	IGN	W52	HG	C			1K	1HA		1HA
I-200/1.5	TRI	IGN	W65	HG	C			15H	6HA		2HA
IVS200/2		IGN	W	HG	C			/3K	450A	16	150
T-409	*DIO	IGN	G14	HG	C			3K	200A		
T-410	*DIO	IGN	G17	HG	C			14K	20A		
T-411	*DIO	IGN	G17	HG	C			19K	100A		
V1-00313	DIO	SIN	T10		F	2.5	4600	13K	3000		30
V1-02/20	DIO	SIN	T13	VC	F	2.5	3200	20K	100		20
V1-03/13	DIO	SIN	T9	VC	F	2.5	4650	13K	3A		30
V1-05/70	DIO	SIN	T32	VC	F	5.0	32A	70K	8A		50
V1-06/30	DIO	SIN						30K			60
V1-1/2	DIO	SIN	W12	VC	F	15.0	12A	25H	1000		
V1-1/30	DIO	SIN	T18	VC	F	5.0	5A	30K	600		100
V1-1/40	DIO	SIN	T17	VC	F	5.0	6A	40K	750		100
V1-2/40	DIO	SIN						40K			200
V1-3/16	DIO	SIN	A27	VC	H	6.3	10A	16K	1500		300

GROUP IV, RECTIFIER TUBES

TYPE NUMBER	KIND	TYPE	BULB	GAS	CATHODE	E _r v	I _r mA	MAXIMUM		TYPICAL	
								E _b v	I _b mA	E _b v	I _b mA
V1-3/70	DIO	SIN						70K			300
V1-4/40	DIO	SIN	G70	VC		7.5	48A	44K	2A		450
V1-15/55	DIO	SIN	T31	VC	F	6.3	7500	55K	700		180
VG-129	DIO	SIN	S20	HG	F	2.5	9A	7K	1500		500
VG-161	DIO	SIN		HG	F	2.5	6A	73K	1A	2K	300
VG-163	DIO	SIN	G70	HG	F	5.0	32A	15K	50A		16A
VG-176	DIO	SIN	G16		M	2.5	11A	150	9A	20	
VG-236	DIO	SIN	G38	HG	F	2.5	20A	7K	4A		1300
VG-237	DIO	SIN	G32		F	5.0	22A	10K	10A		3500
VG-252	DIO	SIN				2.5		300	30A	15	
VG1/8500	DIO	SIN		GS	F	2.5	5500	8K	1A	6K	300
VI-1-5/20	DIO	SIN	T16	VC	H	6.3	29A	20K	5000		
VI-1-5/30	DIO	SIN	A16	VC	W	6.3	95A	30K	2000		
VI-1-18/32	DIO	SIN	A23	VC	H	17.0	3700	40K	20A		500
VI-1-27/35	DIO	SIN	A40	VC	H	9.0	145A	35K	70A		
VI-1-30/25	DIO	SIN				10.0	6A	25K	30A		30
VI-1-70/32	DIO	SIN						32K	70A		
VI-1-10050	DIO	SIN						50K	100A		
VI-2-27/35	DIO	SIN	w20	VC	H	9.0	145A	35K	70A		
VI-2-70/32	DIO	SIN	A21	VC	H	12.6	5300	32K	70A		70
VI-2-100/50	DIO	SIN	A30	VC	H	12.6	36A	50K	100A		
VO-1	DIO	SIN			H	4.0	3200			850	40
VO-125	DIO	SIN			F	4.0	700			250	60
VO-188	DWD	SIN			F	4.0	2A			500	155
VO-196	DIO	SIN			H	4.0	3A			750	250
VO-197	DWD	SIN			F	4.0	5A			250	300
VO-202	DWD	SIN			F	4.0	700			250	60
VO-230	DIO	SIN			F	4.0	700			350	50
VO-239	DIO	SIN			F	4.0	2A			850	180
VO-360	DIO	SIN			F	4.0	1A			500	100
VU-111D	DIO	SIN	S		F	4.0	1500	12K	400	160	80
2V6	DIO	ARC		HG	C			400	6A		
2V12	DIO	ARC		HG	C			1K	1A		
2V20	DIO	ARC		HG	C			750	20A		
2VN12	DIO	ARC		HG	C			450	12A		
2VN20	DIO	ARC		HG	C			750	20A		
3V30	DIO	ARC		HG	C			750	30A		
3VN30	DIO	ARC		HG	C			750	30A		
3VN60	DIO	ARC		HG	C			400	60A		
3VN100	DIO	ARC		HG	C			600	100A		
1502	DIO	SIN	F13		H	5.0	3000	72K	1200	500	400

GROUP V, VOLTAGE REGULATOR TUBES											
TYPE NUMBER	KIND	GAS		CATH MAT'L	VOLT. RANGE		CUR. RANGE		DIMEN		BASE
		KIND	PRES		MAX	MIN	MAX	MIN	DIA	LTH	
			mm		V	V	mA	mA	mm	mm	
SG1P	REG	AHE			190	145	30	5	22	65	7DN
SG1P-V	REG				170	145	30	5	22	65	7DN
SG1P-YE	REG				170	143	30	5	22	65	7DN
SG2P	REG	AKN			150	104	30	5	22	65	7DN
SG2S	REG	NA	30		110	70	40	5	32	75	4AJ
SG3P	REG	AHE			170	144	40	5	22	65	
SG3S	REG	AHN	30		133	105	40	5	32	75	4AJ
SG4S	REG	AHE	30	NI	180	145	30	5	32	75	4AJ
SG5B	REG	AHE			190	142	10	5	10	36	
SG5B-V	REG				170	142	10	5	10	36	
SG7S	REG				480	390	0.1	0.003			
SG8S	REG				970	880	0.1	0.003	10		
SG9S	REG				13H	12H	0.1	0.01	10		
SG10S	REG	NK			150	86	15	4	32	40	
SG13P	REG	AHN	55	NI	180	143	30	5	19	55	7DN
SG14P	REG	AHN			125	115	40	20	22	75	7DN
SG15P	REG	AHN	54	MO	150	104	30	5	19	55	7DN
SG15P1	REG				160	103	30	5	19	60	
SG16P	REG	AHE	40	MO	130	80	30	5	19	55	7DN
SG17S	REG	NEH			1350	850	60	10	38	189	
SG18S	REG	NEH			1500	950	60	10	38	189	
SG19S	REG	NEH			1650	1050	60	10	38	189	
SG20G	REG				135	85	15	4	10	45	
SG201S	REG	NK	50	MO	150	86	15	4	32	40	4AJ
SG202B	REG	NA	35	MO	140	81	5	1.5	10	40	
SG203K	REG				150	79	10	1	12	20	
SG226	REG	NE			95	70	40	8	50	130	
SG227	REG	NE			95	70	60	10	65	135	
SG301S	REG	HY	16	NI	439	380	0.1	0.003	12	55	
SG302S	REG	HY	82	NI	970	880	0.1	0.003	12	55	
SG303S	REG	HY	143	NI	1350	1220	0.1	0.01	12	55	
SG304S	REG	HY			4200	3800	1	0.05	25	129	
SG305K	REG				10K	9K	1.5	0.05	33	180	
SG306K	REG				26K	24K	1.5	0.05	48	245	
SG307K	REG	HY			157H	142H	1.5	0.05	33	181	
SG308K	REG	HY			21K	19K	1.0	0.05	33	181	
SG309K	REG	HY			315H	285H	1.5	0.05	49	251	
SG311S	REG				430	400	1	0.05	86	D13	

GROUP VI, CURRENT REGULATOR TUBES									
TYPE NUMBER	KIND	TYPE	BULB	VOLT. RANGE		CUR. RANGE		BASE	
				MAX	MIN	MAX	MIN		
				V	V	mA	mA		
024B12-18	BAL	SIN	T10	18	12	264	248		
03B17-35	BAL	SIN	T14	35	17	325	275	8ES	
03B65-135	BAL	SIN	T14	135	65	325	275	8ES	
0425B55-12	BAL	SIN		12	/6	460	390	8ES	
085B55-12	BAL	SIN	T9	12	/6	920	780	8ES	
1B5-9	BAL	SIN	T14	9	5	1080	960	DS7	
1B10-17	BAL	SIN	T14	17	10	1040	960	DS7	
ST2S	BAL	TWN		17	6	2100	2000	DS6	
ST3P	BAL	SIN	T6	6	4	880	720	8ES	

GROUP VII, THYRATRONS

TYPE NUMBER	KIND	BULB		GAS	CATHODE		MAXIMUM ANODE			AVG		MAXIMUM GRID			BASE							
		SHAPE	LTH mm		DIAM mm	E _f V	I _f mA	WARM-UP MIN.	PIV V	E _f V	FIRING TUBE DROP V	PULSE I _b mA	I _a mA	I _b mA		BIAS V	RES kΩ	INPUT V	TCN. V	PULSE TIME μS	τ _c nS	PPS 10 ³
TG1R	TRI T		36	10	KX	H	6.3	225	10	240	240	30	20	120	20	100	1M	100	30	10		
TG1P-V	TRI T		36	10	KX	H	6.3	225		240			16	120	20	2R						
TG1P	TRI T		67	19	HF	H	6.3	1200		4K		60	34	35								
TG1-0.02/0.5	TET T		38	19	XE	H	6.3	165	10	500	500	30	16	120	20	15	10M	15				RT1
TG1-0.1/0.3	TRI T		97	35	AR	H	6.3	660	30	300	300		20	300	75	80	500	80				RT3
TG1-0.1/1.3	TET T		105	33	KX	H	6.3	600	10	1300	650	25	11	500	100	100	10M	100	5	60	10	RT2
TG1-0.5/12	TRI T		225	62	AR	H	6.3	5A	120	12K	500	500	27	3A	500	70	100					
TG1-1.0/0.8	TET T		130	61	KX	H	6.3	300	60	800	420	50	15	6A	1A	15	1M	15				10T
TG1-1.5/2	TRI T		160	6R	XE	H	6.3	7500		2K			16	5A	15H	15						
TG1-1.6/1.3	TRI T		201	66	XE	H	5.0	6A	90	1300	1K		20	10A	72A	100	100	100				
TG1-2.5/4	TRI S		255	95	KX	F	5.0	12A	60	4000	3K	140	20	8A	73A	100	100	100				4T2
TG1-2.5/10	TET T		285	90	XE	H	5.0	15A		10K			16	8A	25H	50						
TG1-2/8	TRI T		180	70	XE	H	5.0	12A				140	20	8A								
TG1-3.2/1.3	TRI T		222	66	XE	H	5.0	8A	90	1300	1K		20	20A	3A	100	100	100				
TG1-5-3	TRI T		350	110	KX	F	5.0	21A		3K			22	15A	5A	20						
TG1-6.4/1.3	TRI T		242	66	XE	H	5.0	13A	120	1300	1K		20	40A	6A	100	100	100				
TG1-12.5/1.3	TRI T		292	90	XE	H	5.0	16A		13H			20	80A	12A	20						
TG1-1R	TRI T		40	10	XF	H	3.1	1500		500		30	20A				1M					
TG1-1-3/1	TET T		67	19	AR	H	6.3	1100	90	1000	1K		35	3A	6	40						12
TG1-1-5/1.1	TRI T		67	19	HY	H	6.3	2000		1100		70	5A	10	100							15
TG1-1-10/1	TRI T		80	32	HY	H	6.3	2600	60	1000	2K		20A	50	100	15						40
TG1-1-35/3	TRI T		135	3R	HY	H	6.3	2500	180	1500	3K		140	35A	45	100						6
TG1-1-50/5	TRI T		160	45	HY	H	6.3	3600	180	5K	5K		160	50A	50							4
TG1-1-90/8	TRI T		60	60	HY	H	6.3	7000		9K			90A	100								2
TG1-1-130/8	TRI T		180	64	HY	H	6.3	500		3K			1HA	150								2
TG1-1-130/10	TRI T		205	62	HY	H	6.3	5A	240	10K	10K		150	1HA	250							4
TG1-1/260/12	TRI T		295	90	HY	H	6.3	12A	180	12K			3HA	400			200					4
TG1-1-325/16	TRI T		230	66	HY	H	6.3	8500		16K			150	3HA	200							1
TG1-1-400/3.5	TRI S		280	85	HY	H	5.0	18A	180	3500	1K		4HA	300			2					20
TG1-1-400/16	TRI T		268	7R	HY	H	6.3	10A		16K			170	4HA	500							1
TG1-1/500/16	TRI T		13R	70	HY	H	6.3	15A	300	16K			5HA	500								1
TG1-1/500/20	TRI T		300	110	HY	H	6.3	19A	300	20K			5HA	51A								5
TG1-1-700/25	TRI T		450	135	HY	H	6.3	20A	20K				200	7HA	1A							1
TG1-1-1000/25	TRI T		161	107	HY	H	6.3	20A	300	25K	150		1KA	1A								6
TG11-1000/25	TRI T		154	110	HY	H	6.3	20A	300	25K			150	1KA	51A							1
TG11-2000/35	TRI T		420	172	HY	H	6.3	55A	300	35K			2KA	3A								1
TG11-2500/35	TRI T		600	215	HY	H	6.3	55A	720	35K			2KA	25H								1
TKH-1	TRI		85	34	NF	C							60	100	30							10M
TKH1R	TRI												85	30	10							100
IKH1-1G	PND T		45	13	AR	C							275	205								85

GROUP VII, THYRATRONS

TYPE NUMBER	KIND	BULB		GAS	CATHODE		MAXIMUM ANODE				AVG I _b mA	BIAS RES kΩ	MAXIMUM GRID			BASE			
		SHAPE	LTH mm		DIA mm	E _f V	I _f mA	WARM-UP MIN	PIV V	E _f V			FIRING V	TUBE DROP V	PULSE I _b mA		INPUT RES kΩ	IGN. V	TIME μS
TR1-2.5/3	TRI	T	120	66	HG	H	5.0	7A	300	3K			15	15A	25H				
TR1-5/2	TRI	T	275	90	HG	H	5.0	15A		2K		24	15	15A	500				
TR1-6/3	TRI	T	160	66	HG	H	5.0	13A	300	3K			15	40A	6A				
TR1-6/15	TRI	T	350	90	HG	H	5.0	23A	900	15K		5	18	20A	6A				
TR1-15/3	TRI	T	250	90	HG	H	5.0	22A	480	3K		100	15	90A	15A	100			
TR1-15/15	TRI	T	490	95	HG	H	5.0	40A		15K			20	47A	15A	100			
TR1-15/20	TRI	T	440	108	HG	H	5.0	20A	900	20K		5	18	45A	15A	150			
TR1-40/15	TRI	G	700	245	HG	H	5.0	68A	3K	15K		5	20	11A	40A	100			
TR1-85/15	TRI	T	760	270	HG	H	5.0	130A		15K			20	3HA	85A	100			
TR1-130/15	TRI	T		220	HG	H	5.0	130A		15K				3HA	85A				
TG2-0.1/0.1	TRI	T	105	40	XE	H	6.3	600	10	100	100	2	11	300	100	2	5M		
TG2-0.5/12	TRI	T	225	62	HY	H	6.3	7A		12K			70	/4A	500	100			
TG2.5/5	TRI				F		5.0	13A		3K			8A	2A	18				
TG1-2-260/12	TRI	T	285	90	HY	H	6.3	12A		12K				400		200			/5
TG1-2-325/16	TRI				F		6.3	8500		16K				3HA	200				
TG1-2-400/35	TRI				F		5.0	18A		3500				4HA	300				
TKH-2	TRI		57	19	HE	C				2800	350		80	100	12	8M			1
TG3-0.1/1.3	TET	T	57	19	KX	H	6.3	600		1300	650	30	11	500	100	100	100	10	60
TG3-2.5/10	TRI	T	290	90	KX	H	5.0	20A		10K			25	8A	/3A	30			10
TKH3B	TET	T	40	10	NA	C				190	110			10	2	85	20M	67	15
LP-4	COM				H		4.0	270		260				1		70			
TKH4B	TET		40	10	NA	C				225	180	115		7	3	99M			92
LP-5	COM				H		4.0	270		200				1	4	40			
TKH-5A	TRI		25	7	NA	C				270			110	/1	/1				
TKH-5B	TRI	T	25	7	NF	C				270	225			/2	/1	150			
LP-6	COM		108	58	H		6.3	1600		275				1	8	350			
TKH-6G	HEX	T	50	13	C					285	130			1			100	20	
LP-7	COM		62	35	H		4.0	270		25				/1	13				
TKH-7G	PND	T	50	13	C					285				2	1		80	200	
TKH-8G	HEX	T	40	13	C					285	130			1			80	10	
TKH-9G	HPT	T	50	13	C					285				2	1		40	200	
TKH-11G	TET	T	60	13	C					215				10		35	7		
TKH-12G	HPT	T	50	13	C					275				1K	10	50			
TKH-13	PND	T	50	13	C					220				5	1		100		5
NTKH90	TRI		30	12	NF	C				160			50	20		20M	85		
TG1-200	TRI	S	280	85	KX	F	5.0	15A	60	3500		18	20	2HA					200
TG212M	TRI	T	105	35	AP	H	4.0	950	30	300	300		27	500	125	7	100		
TG-213	TRI				F		2.5	9A					1A	500	15				
TG-235	TRI				F		5.0	12A					6A	1A	16				

GROUP VIII, CATHODE RAY TUBES

TYPE NUMBER	METH. OF FOCUS		DEFLECTION		DIMENSIONS		CATHODE	HEATER		TYPICAL						MAXIMUM		SCREEN COL PERS	DEFL ANGLE degree	BASE
	DEFLECT	USE	DIAM	LENGTH	cm	cm		E	I	E _{Foc}	E _{A1}	E _{A2}	E _{A3}	E _{A4}	E _{C1}	I _K	DEFL SENS			
							V	mA	V	kV	kV	kV	kV	V	μA	mm/V				
LI-1	C	ELM	ELM	17	IC	H	6.3	510	400	1.2					50			F8		
LI-3	C	FLS	ELS	1	IC	H	12.6	300	650	1.0					50	250		A4		
LN-4				17	49	ST	H	6.3	550	1.5	0.2				500	6				
LI-6	C	ELM	ELM	2	32	IC	H	12.6	300	850	1.3				50	250		A4		
LI-7	C	ELM	ELM	13	32	IC	H	12.6	300	850	1.3				50	250		A4		
LN-7				9	26	ST	H	12.6	300	0.6					65					
LN-8				9	36	ST	H	6.3	550	0.2	1.5				70					
LI-13	C	ELM	ELM	8	39	IM	H	6.3	600	285	0.6	1.5			35	150		C14		
LI-14	C	ELM	ELM	3	39	IM	H	6.3	600	270	0.6	0.9			35	150		C14		
LI-15	C	ELM	ELM	3	39	IM	H	6.3	600	285	0.6	0.9			35	150		C14		
LI-17	C	ELM	ELM	8	39	IM	H	6.3	600	285	0.6	1.5			35	150		C14		
LI-18	C	ELM	ELM	2	16	VI	H	6.3	450	600	1.1			80	1		P9			
LI-22				9	30	IM	H	6.3	550	1.1				120	250					
LI-23				3	16	VI	H	6.3	600	300	0.3			125						
LI-101	C	ELM		15	31	IC	H	6.3	300	800	1.2			5	350					
LI-201	C	FLM	ELM	8	39	IM	H	6.3	600	15H	0.4				150					
LI-202				8	39	IM	H	6.3	600	450	0.4	1.5			150	25				
LI-203				8	39	IM	H	6.3	600	270	1.5				150					
LI-207				8	39	IM	H	6.3	600	0.4	1.5				10					
LI-212				4	23	IM	H	6.3	260	0.3	1.8				200					
LO-247				11	OS			4.0	700	112	0.8				16	160		GR MD		
LO-248				11	OS			4.0	700	600	3.0				50			GR MD		
LO-249				11	OS			4.0	700	600	3.0				50			GR MD		
LI-401				34	16			6.3	450						150	50N				
LI-407				2	11	VI	H	6.3	80						150					
LI-406				3	13	VI	H	6.3	90						130					
LI-409				3	13	VI	H	6.3	80						125	50N				
LI-410				4	22	VI	H	6.3	630	0.7	0.4				300	160N				
LI-412				3	13	VI	H	6.3	90	0.3	0.3				60	100N				
LI-601				5	20	IM				0.3	1.6				370	5M				
LO-709A				11	OS			2.5	21H	450	2.0				50			GR MD		
P1M-3	C	FLS	FLS	6	IC					18.0								GR MD		
P1M-4	C	FLS	FLS	13	IC					18.0								VB		
3LK1P				3	19	TV	H	6.3	500	2.0					40			WH MD		
3LO1-I				3	12	OS	H	6.3	600	100	0.5				60	300	0.18	GR MD		

GROUP VIII, CATHODE RAY TUBES

TYPE NUMBER	METH. OF		DIMENSIONS		CATHODE	TYPICAL					MAXIMUM			SCREEN COL PERS	DEFL ANGLE degree	BASE		
	FOCUS	DEFL	DIAM	LENGTH		USE	HEATER		E _{FOC}	E _{A1}	E _{A2}	E _{A3}	E _{A4}				I _K	DEFL SENS
							E	I										
5L038I	C	ELS	ELS	5	19	OS	H	6.3	600	300	0.5	1.0	60	1M	0.11	BL	MD	11L
6LK1A		ELM	ELM	6	27	IC	H	6.3	600		25.0		65	100		BL		
6LK1B	C	ELM	ELM	6	27	PR	H	6.3	600		25.0		60	200		WH	SH	
6L01I		ELS	ELS	5	14	OS	H	6.3	600	170	0.3	1.2	60	300	0.15	GR	MD	14A
7L01M	C	ELS	ELS	7	19	RA	H	6.3	600	235	1.4	2.8	76		0.13	PB	SH	A12
7L055I	C	ELS	ELS	7	19	OS	H	6.3	600	180	1.1	2.0	76	500	0.12	BL	MD	A12
8LK2B		ELM	ELM	8	26	TV	H	6.3	500		3.0		45	60		WH	MD	
8LM3V	C	ELS	ELM	8	21	RA	H	6.3	600	400	0.7	4.0	50			WH	LO	A7
8L03I		ELS	ELS	8	30	OS	H	6.3	600	300	0.8	2.3	85		1.0	GR	MD	
8L04I		ELS	ELS	8	35	OS	H	6.3	300		0.7	3.7	75	300	1.5	GR	MD	
8L029I	C	ELS	ELS	8	26	OS	H	6.3	600	350	1.1	1.5	45		0.17	GR	MD	14G
8L029M	C	ELS	ELS	8	26	OS	H	6.3	600	350	1.1	1.5	45		0.17	PB	SH	14G
8L030I	C	ELS	ELS	8	27	OS	H	6.3	600	400	1.1	1.5	45		0.17	GR	MD	14J
8L030M	C	ELS	ELS	8	27	OS	H	6.3	600	400	1.1	1.5	45		0.17	PB	SH	14J
8L039V	C	FLS	ELS	8	27	OS	H	6.3	600	400	2.0	4.0	60		0.28	WH	LO	14J
9L01I		ELS	ELS	9	35	OD	H	6.3	600		1.0	2.8	60		1.0	GR	MD	68
10LK2H	C	ELM	ELM	8	32	PR	H	1.5	25H		20.0		120	200		WH	MD	
10LK3B		ELM	ELM	10	30	TV	H	6.3	500		25.0		50	200		WH	MD	
10L02I		ELS	ELS	10	36	OD	H	6.3	350		2.0	4.0	120		0.25	GR	MD	
10L043I	C	FLS	ELS	10	41	OD	H	6.3	600	550	1.0	2.5	60		0.20	GR	MD	A25
11LK1B		FLS	EL	M10	17	TV	H	1.4	28H	450	9.0		35	45				
11LM2G		ELM	ELM	11	29	DT	H	6.3	600		20.0		80					
11LM3G		ELM	ELM	11	36	DT	H	6.3	600		20.0		95					
13LK1B	C	ELM	ELM	12	37	TV	H	6.3	550		6.0		76	100		WH	MD	D8
13LK2B	C	ELM	ELM	S 8	31	TV	H	6.3	500		4.0		55	50		WH	SH	A9
13LK3B		FLM	ELM	13	31	TV	H	6.3	500		10.0		90	20		WH	MD	
13LK6B		FLM	ELM	13	38	TV	H	6.3	880		1.2	45.0	150	550		WH	MD	
13LK7B		ELM	ELM	13	39	TV	H	6.3	880		1.2	45.0	150	550		WH	MD	
13LK8A		ELS	ELM	13	43	PT	H	6.3	600	500	14.0		60			RL	SH	
13LM4V	C	FLM	ELM	13	29	OS	H	6.3	600		0.4	12.0	50			WH	LO	A8
13LM6V		ELS	ELM	13	21	RA	H	6.3	600	425		14.0	50			YO	LO	
13LM7V		ELM	ELM	13	27	RA	H	6.3	600		0.2	12.0	70			YO	LO	
13LM31M	C	FLM	ELM	11	28	OS	H	6.3	600	250	6.0		70			YO	LO	A8
13LM31V	C	FLM	ELM	13	29	OS	H	6.3	600		0.2	4.0	50			WH	LO	A8
13LM56I	C	ELM	ELM	13	29	RA	H	6.3	600		0.2	4.0	50			GR	MD	A8

GROUP VIII, CATHODE RAY TUBES

TYPE NUMBER	METH. OF FOCUS		DEFLECTION		DIMENSIONS		CATHODE USE	HEATER		TYPICAL							MAXIMUM		SCREEN		DEFLECTION ANGLE (degree)	BASE
	FLM	ELM	FLM	ELM	DIAM	LENGTH		E	I	E _{Foc}	E _{A1}	E _{A2}	E _{A3}	E _{A4}	E _{C1}	I _k	DEF SENS	COL	PERS			
	cm	cm	V	mA	V	V	KV	KV	KV	KV	KV	KV	KV	V	μA	mm/V						
13LM57	C	FLM	ELM	11	28	OS	H	6.3	600	250	6.0	0.7	4.0	6.0	71		GR	LO	A8			
13LM57D	C	FLS	ELM	13	20	OS	H	6.3	600		4.0				50		PB	LO	A8			
13LM58K	C	FLS	ELM	13	29	OS	H	6.3	600		4.0				50		RD	LO	A8			
13LN2		FLS	ELS	13	45	ST	H	6.3	550		3.0											
13LO1H		FLS	ELS	13			H	2.5	2A	425	2.0				40		GR	MD				
13LO2B		ELS	ELS	13			H	6.3	600	500	1.8	3.0			50		GR	MD	14J			
13LO31	C	FLS	ELS	14	43	OS	H	6.3	600	410	1.5	1.5	3.0	50		0.45	GR	MD	A14			
13LO41	C	ELS	ELS	14	43	OS	H	6.3	600	425	1.5	1.5	5.0	50		0.25	GR	MD	A14			
13LO5P		ELS	ELS	13			H	6.3	600	500	1.8	3.0			50		YO	LO	14J			
13LO6P		FLS	ELS	13	34	OS	H	6.3	600	400	1.5				45		YO	LO	A8			
13LO7V		FLS	ELS	14	45	0D	H	6.3	600	600	2.0	4.0	8.0		80		WH	LO				
13LO9I		FLS	ELS	14	45	OS	H	6.3	600	300	1.2	4.8			40		GR	MD				
13LO36	C	ELS	ELS	13	42	OS	H	6.3	600	690	2.0	4.0			60	100	0.34	YO	LO	14J		
13LO36V	C	ELS	ELS	14	43	OS	H	6.3	600	525	2.0	4.0			60		0.29	WH	LO	14J		
13LO37A	C	ELS	ELS	14	43	OS	H	6.3	600	400	1.5	3.0			50	1000	0.43	BL	SH	14J		
13LO48A	C	ELS	ELS	14	41	0D	H	6.3	600	400	1.2	1.5			60		0.25	BL	SH	A14		
13LO54A	C	ELS	ELS	14	43	OS	H	6.3	600	300	1.5	3.5	6.0	8.0		750	0.20	BL	SH	R14		
13LO102M		ELS	ELS	13	61	OS	H	6.3	750	1K	15.0	40.0			300		0.15	BL	SH			
13LO104A		ELS	ELS	13	54	OS	H	6.3	600	700	.4	4.0	8.0	12.0	100		0.22	BL	SH	D14		
16LK1B		ELS	EL	M16	19	TV	H	1.4	28H	450	9.0			40	60							
16LM1G		ELM	ELM	13	31	RA	H	6.3	600		20.0			90						50		
16LO2I		FLS	ELS	13	45	0D	H	6.3	600	500	2.0	3.5			70		0.6	GR	MD			
16LO3I		ELS	ELS	16	35	OS	H	6.3	600	450	1.5			45		0.7	GR	MD				
18LK1B		ELM	ELM	17	35	TV	H	2.5	21H		3.5			35			WH	SH	D8			
18LK2B	C	ELM	ELM	14	42	TV	H	6.3	550		15.0			60	100		WH	SH	D8			
18LK3V		ELM	ELM	18			H	2.5	2A		3.5			60			GR	MD				
18LK4B	C	FLS	ELM	17	34	TV	H	6.3	600		6.0			60	150		WH	SH	R8			
18LK5B	C	ELM	ELM	17	35	TV	H	6.3	520		4.0			30			WH	MD				
18LK7B	C	ELM	ELM	17	35	TV	H	6.3	560		4.0			35	100		WH	SH	R8			
18LK9A		ELM	ELM	17	48	PT	H	6.3	550		25.0			125	250		BL	SH				
18LK11B		FLM	ELM	17	35	TV	H	6.3	550		8.0			75	100		WH	MD				
18LK12B		ELM	ELM	17	42	TV	H	6.3	550		15.0			100	100		WH	MD				
18LK13L		ELM	ELM	17	42	TV	H	6.3	550		25.0			140	200		BL	SH				
18LK14T		ELM	ELM	17	42	TV	H	6.3	550		25.0			140	500		GR	SH	40			
18LK15	C	ELM	ELM	17	34	TV	H	6.3	550		5.0			38	100		WH	MD		R8		

GROUP VIII, CATHODE RAY TUBES

TYPE NUMBER	METH. OF DIMENSIONS		CATHODE		TYPICAL					MAXIMUM		SCREEN COL PERS	DEFL ANGLE degree	BASE			
	FOCUS	DEFL	DIAM cm	LENGTH cm	USE	HEATER		E _{Foc} V	E _{A1} kV	E _{A2} kV	E _{A3} kV				E _{A4} kV	E _{C1} V	I _k μA
						E V	I mA										
18LM35	ELS	ELM	18	29	RA	H	6.3	600	425	0.4	14.0		50		YO	LO	
18LM35	C	ELM	ELM	15	34	OS	H	6.3	600	250	6.0		48		YO	LO	
18LM35V	C	ELM	ELM	18	35	RA	H	6.3	600		4.0		50	500	WH	LO	AB
18L01A	ELS	ELS	18	47	OD	H	6.3	600	1K	0.2	4.0	8.0	130		RL	SH	AB
18L040R	C	ELS	ELS	18	36	TV	H	6.3	600	2.0			120		WH	MD	14G
18L047A	C	ELS	FLS	18	45	OD	H	6.3	600	1.0	2.0	6.0	100		BL	SH	A25
18L047V	C	ELS	FLS	18	45	OD	H	6.3	600	1.0	2.0	6.0	100		WH	LO	A25
19LK4B	C	ELM	ELM	17	45	TV	H	6.3	600	6.0			60				
20LM1YE	ELS	ELM	20	46	OD	H	6.3	12H		0.3	4.0	8.0	60	300	GR	LO	
22L01A	ELS	ELS	15	48	50	H	6.3	600	500		2.0	4.0	70		BL	SH	
23LK1B	C	ELM	ELM	19	38	TV	H	6.3	550	8.0			50		WH	MD	D8
23LK2B	C	ELM	ELM	22	47	TV	H	6.3	550		10.0		18	100	WH	SH	D8
23LK5H	ELM	ELM	24	42	TV	H	6.3	550		12.0			80	100	WH	MD	
23LK6I	ELM	ELM	24	49	PT	H	6.3	550	25.0				100	150	GR	MD	
23LK7H	ELM	ELM	R18	40	TV	H	6.3	520		8.0			55	100	WH	MD	D8
23LK8B	ELM	ELM	S16	49	TV	H	6.3	550		15.0			60	100	WH	SH	D8
23LK9B	ELS	ELM	R23	18	TV	H	12.0	65	250	9.0			25	150	WH	MD	90
23LK41I	ELM	ELM	24	42	TV	H	6.3	550		8.0			65	200	YG	MD	
23LM3S	ELS	FLM	23	34	RA	H	6.3	600	425	0.4	14.0		50		YO	LO	
23LM34	C	FLM	FLM	19	43	RA	H	6.3	600	250	6.0		48		YO	LO	
23LM34V	C	FLM	ELM	23	46	RA	H	6.3	600	0.2	4.0		50		YO	LO	AB
23L051A	C	FLS	FLS	23	57	OS	H	6.3	600	6.0	20.0		200		RL	SH	A20
25LM1V	C	ELM	ELM	23	35	RA	H	6.3	550	10.0			60		YO	LO	
30LK1B	C	ELM	ELM	30	45	TV	H	6.3	600	10.0			75				D8
31LK1B	C	ELM	ELM	31		TV	H	6.3	550	10.0			52	150	WH	MD	D8
31LK2B	C	FLM	ELM	30	47	TV	H	6.3	600	10.0			55	150	WH	MD	B8
31LM32	C	ELM	ELM	25	51	OS	H	6.3	600	250	6.0		48		YO	LO	
31LM32V	C	ELM	ELM	31	54	RA	H	6.3	600	0.2	4.0		50	350	WH	LO	AB
31L01P	FLM	ELM	31					250	1.8				50		GR	MD	AB
31L033	C	FLS	FLS	25	56	OS	H	6.3	600	1K	4.3	5.5	150		YO	LO	
31L033V	C	ELS	ELS	31	57	OS	H	6.3	600	1.1	4.3	5.5	140		WH	LO	14J
35LK1B	ELS	EL	M32	38	TV	H	6.3	600	425	12.0			90	150	WH	SH	C8
35LK2B	C	ELS	ELM	R2R	46	TV	H	6.3	600	300	12.0		60	150	WH	MD	
35LK4B	ELS	ELM	R33	44	TV	H	6.3	520	250	14.0			60	100	WH	MD	70
40LK1B	C	ELM	ELM	40	49	TV	H	6.3	550	12.0			70	100	WH	MD	B8

GROUP VIII, CATHODE RAY TUBES

TYPE NUMBER	METH. OF DIMENSIONS			CATHODE			TYPICAL										MAXIMUM		SCREEN		DEFL ANGLE		BASE
	FOCUS	DEFL	DIAM	LENGTH	USE	HEATER			E _{Foc}	E _{A1}	E _{A2}	E _{A3}	E _{A4}	E _{A5}	E _{C1}	I _K	DEFL SENS	COL	PENS	DEFL	ANGLE		
						E	I	V														mm/A	
42LM2YE	ELS	ELM	42	59	RA	H	6.3	12H	4K	4.5	11.5	20.0			60	300			06	LO	70	R12	
43LK2B	C	ELS	ELM	R37	50	TV	H	6.3	600	300	0.3	14.0			60	100			WH	MD	70	R12	
43LK3B	C	ELS	ELM	S43	51	TV	H	6.3	600	600	0.5	14.0			60	150			WH	SH	110	A7	
43LK6B	C	ELS	ELM	S45	30	TV	H	6.3	600		0.3	0.5	14.0		25				WH	SH	110	A7	
43LK7B	C	ELS	ELM	S45	50	TV	H	6.3	600		0.3	0.3	14.0		60	35			WH	SH	68	R12	
43LK8B	C	ELS	ELM	S45	50	TV	H	6.3	600		0.3	0.5	14.0		50	100			WH	SH		R7	
43LK9B	C	ELS	ELM	R37	33	TV	H	6.3	600	425	0.3	14.0			60	30			WH	MD	110	A7	
45LM1B	ELM	ELM	45	56	RA	H	6.3	600		0.4	12.0			60	350				YO	LO		A8	
45LM2U	ELM	ELM	44	51	RA	H	6.3	600		0.5	14.0			60					GR	SH			
45LM3N	ELM	ELM	44	54	RA	H	6.3	550		14.0				60					YG	LO			
47LK1P	ELS	ELM	S47	31	TV	H	6.3	300	400	0.4	16.0			55	120				WH	SH	110	C8	
47LK2B	FLS	ELS	R41	30	TV	H	6.3	300	400	0.4	16.0			80	300				WH	MD	110		
51LS1	ELS	ELS	51	104	CH	H	6.3	600	500	3.5	7.0			90									
53LK2B	C	ELS	ELM	R48	61	TV	H	6.3	600	300	0.3	16.0		60	150				WH	MD		R12	
53LK3B	C	ELS	ELM	S50	58	TV	H	6.3	600	300	0.4	16.0		140								R7	
53LK4TS	ELS	ELM	R47	65	TV	H	6.3	18H	3K	20.0				70	500				3C				
53LK5B	C	ELS	ELM	S45	38	TV	H	6.3	600	300	0.5	16.0		25	100				WH	SH	110	R7	
53LK6B	ELS	ELM	S48	385	TV	H	6.3	600	425	0.3	0.5	16.0		90	30				WH	SH	110	A7	
59LK1B	ELS	ELM	S59	37	TV	H	6.3	300	425	0.4	16.0			55					WH	SH	110	C8	
59LK2B	ELS	ELM	S59		TV		6.3		400	0.4	16.0			80	300				WH	MD	110		
65LK1H	ELS	EL	M38	62	TV	H	6.3	300	400	20.0				80	300								

GROUP IX, MICROWAVE TUBES

TYPE NUMBER	KIND	FREQ		DUTY CYL %	OPERATION	CATHODE				MAXIMUM										DIMEN		WT g
		MIN GHz	MAX GHz			E _f V	I _f mA	E _b V	I _b mA	P _o mW	COL. V	E _o V	HELIX V	GAIN dB	NF dB	VSWR	BAND MHz	HIGH FIELD CAUSS	COUPLING	LTH mm	DIAM mm	
OV-613	BWT	52.6	81.0			5.0		1500	50	80	400							200	130	5K		
OV-614	BWT	79.0	H1.2			6.3		2500	50	50	400							200	130	5K		
CV-621	BWT	H1.8	H2.0			6.3		3000	50	15	500							240	140	95H		
OV-622	HWT	H1.2	H1.8			6.3		4000	50	50	500							240	140	95H		
700AD	MAG	0.6	20 P					12K	10A	40W						65 U						
706AU	MAG	3.1			P			22K	20	200W												
707A/B	KLO	2.4	3.5		C	6.3	250		100	275						20						
714AU	MAG	3.3			P			19K	20A	165W												
720AYE	MAG	2.8	/1 P					27K	65A	1M												
723A/B	KLO	8.5	9.6		C	6.3	300	20	30	300						70						
725A	MAG	9.3			P			12K	10	44W												
726	KLO	2.9	3.2		C	6.3	300	20	170	300						30						
K-743	KLO	33.3	36.6		C			1800	15	10												
K-744	KLO	27.3	33.3		C			1800	15	10												
K-745	KLO	23.0	27.3		C			1500	15	15												
K-746	KLO	20.0	23.0		C			1200	15	15												
K-747	KLO	16.7	20.0		C			1200	15	15												
K-765	KLO	75.0	79.0		C			2400	15	15												
K-766	KLO	70.0	75.0		C			2400	15	15												
K-767	KLO	64.0	70.0		C			2400	15	20												
K-768	KLO	57.6	66.4		C			2400	15	20												
K-769	KLO	52.7	57.6		C			2400	15	20												
K-770	KLO	43.0	52.7		C			2000	15	20												
K-771	KLO	36.2	43.0		C			2000	15	20												
K-801	KLO	2.4	6.1		C	6.3		250	150	100							82	29				
K-802	KLO	2.4	6.1		C	6.3		250	150	100							82	29				
K-803	KLO	2.4	6.1		C	6.3		250	150	100							82	29				
K-804	KLO	2.4	6.1		C	6.3		250	150	100							82	29				
K-805	KLO	2.4	6.1		C	6.3		250	150	100							82	29				
K-806	KLO	2.4	6.1		C	6.3		250	150	100							82	29				
K-807	KLO	2.4	6.1		C	6.3		250	150	100							82	29				

GROUP X, TRANSISTORS

TYPE NUMBER	KIND	MAXIMUM										TYPICAL				MINIMUM			TYP. MIN.		MAXIMUM		f ₁₆
		V _{cb0} V	V _{eb0} V	V _{ce0} V	I _c mA	I _E mA	I _{cb0} μA	P _c mW	K _θ mW/°C	T _A °C	COM	V _c V	I mA	h ₁₁ Ω	h ₁₂ 10 ⁻⁵	h ₂₂ μmho	h ₂₁	f _α MHz	NF dB	K _M	C _{ob} pF	f _b MHz	
P1A	GAP	20			5	5	30	50	10	70	F	10	1			3.3	0.90	0.1		30		40	1
P1R	GAP	20			5	5	30	50	10	70	F	10	1			2.0	0.93	0.1	35	33			400
P1D	GAP	20			5	5	15	50	10	70	F	10	1			2.0	0.94	0.1	18	33			600
P1G	GAP	20			5	5	30	50	10	70	F	10	1			2.0	0.96	0.1		37			600
P1I	GAP	20			5	5	20	50	10	70	F	10	1			2.0	0.96	1.6	35			40	1
P1V	GAP	20			5	5	15	50	10	70	F	10	1			1.0	0.93	0.1	35	37			400
P1YE	GAP	20			5	5	30	50	10	70	F	10	1			2.0	0.95	0.5	35	30		60	1K
P1ZH	GAP	20			5	5	20	50	10	70	F	10	1			3.3	0.95	0.1	35	35		45	1K
1T303A	GDN	12	2	10	15	8	100	3	70	F	5	5	5			15						10	*1K
1T303B	GDN	12	2	10	15	8	100	3	70	F	5	5	5			30						10	*1K
1T303D	GDN	12	2	10	15	8	100	3	70	F	5	5	5			30						10	*1K
1T303G	GDN	12	2	10	15	8	100	3	70	F	5	5	5			15						10	*1K
1T303V	GDN	12	2	10	15	8	100	3	70	F	5	5	5			60						10	*1K
1T303YF	GDN	12	2	10	15	8	100	3	70	F	5	5	5			60						10	*1K
1T308A	GDP	20	3	15	50	1	150		85	F	1	10				25		90	6			8	*4H
1T308E	GDP	20	3	15	50	1	150		85	F	1	10				50		120	6			8	*4H
1T308G	GDP	20	3	15	50	1	150		85	F	1	10				80		120	6			8	*5H
1T308V	GDP	20	3	15	50	1	150		85	F	1	10				80		120	6			8	*5H
1T403A	GAP	45	20	30	12H	50		70	85	C	5	100				50		70.1				10	*1K
1T403B	GAP	45	20	30	12H	50		70	85	C	5	100				50		70.1				8	*4H
1T403D	GAP	60	30	45	12H	50		70	85	C	5	100				50		70.1				8	*4H
1T403G	GAP	60	20	45	12H	50		70	85	C	5	100				50		70.1				8	*5H
1T403I	GAP	80	20	60	12H	70		70	85	C	5	100				50		70.1				8	*5H
1T403V	GAP	60	20	45	12H	50		80	85	C	5	100				50		70.1				28	
1T403YE	GAP	60	20	45	12H	50		80	85	C	5	100				50		70.1				28	
1T403ZH	GAP	80	20	60	12H	70		70	85	C	5	100				50		70.1				28	
P2A	GAP	100			10	10	200	250	10	60	C	50	5			20		17				10	
P2E	GAP	50			25	25	200	250	10	60	C	25	10			0.90		17				10	
2T301	SDN	20	3	20	10	40	150	2	120	F	10	3				3.0		30				10	
2T301A	SDN	20	3	20	10	40	150	2	120	F	10	3				3.0		30				10	
2T301G	SDN	30	3	30	10	40	150	2	120	F	10	3				3.0		30				10	
2T301D	SDN	20	3	30	10	40	150	2	120	F	10	3				3.0		30				10	
2T301G	SDN	20	3	30	10	40	150	2	120	F	10	3				3.0		30				10	
2T301V	SDN	30	3	30	10	40	150	2	120	F	10	3				3.0		30				10	
2T301YE	SDN	20	3	20	10	40	150	2	120	F	10	3				3.0		30				10	

GROUP X, TRANSISTORS

TYPE NUMBER	KIND	MAXIMUM										TYPICAL				MAXIMUM			MINIMUM		TYP. MIN.		MAXIMUM		FIG
		V _{CB0} V	V _{EB0} V	V _{CEO} V	I _C mA	I _E mA	I _{CB0} μA	P _C mW	K _θ mW/°C	T _A °C	NONMOS	V _C V	I mA	h ₁₁ Ω	h ₁₂ 10 ⁻⁵	h ₂₂ μmho	h ₂₁	f _T MHz	NF dB	K _M dB	C _{ob} pF	f _b MHz			
2T301ZH	SDN	20	3	20	10	10	40	150	2	120	F	10	3	3.0	80	60	0.1	17	1.0	27					
P3A	GAP	50	50	50	150	500	3W	100	50	C	10	150	2.0	2.0	2.0	0.1	20	2.0	2.0	2					
P3B	GAP	50	50	250	250	250	3W	100	50	C	10	150	2.0	2.0	2.0	0.1	20	2.0	2.0	2					
P3V	GAP	50	50	450	250	250	3W	100	50	C	10	150	2.0	2.0	2.0	0.1	25	2.0	2.0	2					
P4	G	55	55	2A	2A	2A	10W																		
P4A	GAP	60	50	40	2A	500	2W	500	90	C	10	2A	5.0	5.0	5.0	0.1	20	2.0	2.0	150	22				
P4B	GAP	70	60	50	2A	400	3W	500	90	C	10	2A	15	15	15	0.1	23	2.0	2.0	150	22				
P4D	GAP	60	50	30	2A	400	3W	500	90	C	10	2A	50	50	50	0.1	30	2.0	2.0	150	22				
P4G	GAP	60	50	40	2A	400	3W	500	90	C	10	2A	15	15	15	0.1	27	2.0	2.0	150	22				
P4L	*	GAP	50	2A	2A	500	3W	500	90	C	10	2	20	20	20	0.1	30	2.0	2.0	150	22				
P4V	GAP	40	35	25	2A	400	3W	500	90	C	10	2A	10	10	10	0.1	23	2.0	2.0	150	22				
P5A	*	GAP	10	10	10	30	25	1	75	F	2	1	36	500	3.3	15	0.3	12	80	4					
P5R	*	GAP	10	10	10	15	25	1	75	F	2	1	36	500	2.6	20	0.3	12	80	4					
P5D	*	GAP	10	10	10	15	25	1	75	F	2	1	36	500	2.6	20	0.3	7	80	4					
P5G	*	GAP	10	10	10	15	25	1	75	F	2	1	36	500	2.6	30	0.3	10	80	4					
P5V	*	GAP	10	10	10	15	25	1	75	F	2	1	36	500	2.6	30	0.3	15	80	4					
P5YE	*	GAP	10	10	10	15	25	1	75	F	2	1	36	500	2.6	20	0.3	18	80	4					
P6A	*	GAP	30	30	10	10	150	2	100	F	5	1	32	500	3.3	10	0.1	30	30	50	10				
P6B	*	GAP	30	30	10	10	5	150	2	100	F	5	1	32	60	2.0	10	0.5	30	34	50	10			
P6D	*	GAP	30	30	10	10	5	150	2	100	F	5	1	32	60	2.0	10	0.5	12	34	50	10			
P6G	*	GAP	30	30	10	10	5	150	2	100	F	5	1	32	60	3.3	30	1.0	30	37	50	10			
P6V	*	GAP	30	30	10	10	5	150	2	100	F	5	1	32	60	2.0	10	0.5	30	34	50	10			
P7	GAP	13	6	45	5	5	45		50	F	2	1	30		30										
P8	GAN	15	15	25	20	10	30	150	5	85	F	5	1	34	500	2.5	10	1.0	15	32	65	150	10		
P8A	*	GAN																							
P9	GAN	20	20	15	20	10	15	150	2	100	F	5	1	32	60	2.0	10	0.5	12	32	60	150	10		
P9A	GAN	15	15	15	20	10	15	150	5	85	F	5	1	32	60	2.5	15	1.0	5	32	60	150	10		
P10	GAN	15	15	15	20	10	15	150	5	85	F	5	1	32	60	2.5	15	1.0	5	32	60	150	10		
P10A	GAN	30	30	30	20	10	15	150	5	85	F	5	1	32	60	2.5	15	1.0	5	32	60	150	10		
P10H	GAN	30	30	30	20	10	15	150	5	85	F	5	1	32	60	2.5	25	1.0	5	32	60	150	10		
P11	GAN	15	15	15	20	10	15	150	5	85	F	5	1	32	60	2.5	25	2.0	5	32	60	150	10		
P11A	GAN	15	15	15	20	10	15	150	5	85	F	5	1	32	60	2.5	45	2.0	5	32	60	150	10		
P12	GAP	6	6	5	5	5	30		2	85	F	6	1	2.0	2.0	2.0	20	5.0	5.0	20	150	17			
P12A	GAP	6	6	5	5	5	30		1	70	F	6	1	2.0	2.0	2.0	20	5.0	5.0	20	150	17			
P13	GAP	15	15	15	20	10	15	150	3	100	F	5	1	500	3.3	12	0.5	33	50	50	10	10			

GROUP X, TRANSISTORS

TYPE NUMBER	kind	MAXIMUM										TYPICAL				MINIMUM				IYP			MAXIMUM			
		V _{CBO} V	V _{EB0} V	V _{CE0} V	I _C mA	I _E mA	I _{CBO} μA	P _C mW	K _θ mW/°C	T _A °C	FORMOS	V _C V	I mA	h ₁₁ Ω	h ₁₂ 10 ⁻⁵	h ₂₂ μmho	h ₂₁	f _α MHz	f _α MAX MHz	NF dB	K	MIN dB	C _{ob} pF	r _b Ω	r _c Ω	f _{ic}
P13A	GAP	30			20	10	15	150	2	100	F	5	1	60	2.0	20	0.5	33					50			10
P13B	GAP	15	15	15	20	10	15	150	3	100	F	5	1	60	3.3	20	0.5	12					50			10
P14	GAP	15	15	15	20	10	15	150	3	100	F	5	1	500	3.3	20	1.0	33					50	150		10
P14A	GAP	30	30	30	20	20	15	150	3	85	F	5	1	32	700	3.3	1.0						50	150		10
P14B	GAP	30	30	30	20	20	15	150	3	85	F	5	1	32	500	3.3	1.0						50	150		10
P15	GAP	15	15	15	20	10	15	150	3	100	F	5	1	500	3.3	30	2.0	33					50	150		10
P15A	GAP	15	15	15	20	10	15	150	3	85	F	5	1	32	500	3.3	1.0						50	150		10
P16	GAP	30	15	15	50	50	25	200	5	100						20	1.0						50			10
P16A	GAP	30	15	15	50	50	25	200	5	100						30	1.0						50			10
P16B	GAP	30	15	15	50	50	25	200	5	100						45	1.0						50			10
P17	GAP	40			400		200	150								9	0.2					20				8
P17A	GAP	40			400		200	150								16	0.2					20				8
P17B	GAP	40			400		200	150								32	0.2					20				8
P18	GAP	70			400		200	150								9	0.2					20				8
P18A	GAP	70			400		200	150								16	0.2					20				8
P18B	GAP	70			400		200	150								32	0.2					20				8
P19	GAP	20	20	6	30	5	6	30	1	90	F	5	1	33	2.0	20	5.0	5					20	150		3
P20	GAP	50			20	300	1	50	150		C		25		50	1.0							20			10
P20A	GAP	30			20	300		50	150						50	2.0							20			10
P20B	GAP	30			20	300		50	150						80	1.5							20			10
P21	GAP	50			30		1	50	150		C				20	1.0										10
P21A	GAP	30			20	500	1	50	150		C		25		20	1.0							20			10
P21B	GAP	30			20	500		50	150						20	1.0							20			10
P21D	GAP	50			30	300		50	150						60	1.0							20			10
P21G	GAP	40			30	300		50	150						20	1.0							20			10
P21V	GAP	60			35	300		50	150						20	1.5										10
P21YE	GAP	70			35	300		50	150						30	0.7										10
P22	GAP	40			20	10		25	100						5	1.0							20			10
P23	GAP	35			30	10		25	100						5	2.0							18			10
P25	GAP	40	60	60	300	6	75	200	5	75	E	20	/2	3.5	10	0.2						20	50	500		10
P25A	GAP	40	60	60	400	6	75	200	5	75	F	20	/2	3.5	20	0.2							20	50	500	10
P25B	GAP	40	60	60	400	6	75	200	5	75	F	20	/2	3.5	30	0.5							20	50	500	10
P26	GAP	70	100	100	430	6	75	200	5	75	F	20	/2	3.5	10	0.2							20	50	500	10
P26A	GAP	70	100	100	400	6	75	200	5	75	F	20	/2	3.5	20	0.2							20	50	500	10
P26B	GAP	70	100	100	400	6	60	200	5	75	F	20	/2	3.5	30	0.5							20	50	500	10

GROUP X, TRANSISTORS

TYPE NUMBER	KIND	MAXIMUM										TYPICAL			MAXIMUM			MINIMUM			TYP. MIN.			MAXIMUM			
		V _{CE0} V	V _{EB0} V	V _{CB0} V	I _C mA	I _E mA	I _{CB0} μA	P _C mW	K _θ mW/°C	T _A °C	COMMON	V _C V	I mA	h ₁₁ Ω	h ₁₂ 10 ⁻³	h ₂₂ μmho	h ₂₁	f _α MHz	f _α MHz	NF dB	K _M dB	C _{ob} pF	r _b Ω	r _b Ω	f _{ic}		
P27	GAP	5		5	6		3	30	1	70		5	/1			2.0	20		1.0	10					50	*6K	17
P27A	GAP	5		5	6		3	30	1	70	F	5	/1			1.0	20		1.0	5					50	*6K	17
P28	GAP	5		5	6		3	30	1	70	F	5	/1			1.0	20		5.0	5					50	*6K	17
P29	GAP	12	12	10	100		4	30	1	70		/1				25	45		5.0	5				20			17
P29A	GAP	12	12	10	100		4	30	1	70						45	10		5.0	5				20			17
P30	GAP	12	12	10	100		4	30	1	70						80			10.0					20			17
P31	GAP			12	100		5	30								25			4.5					50			17
P31A	GAP			12	100		5	30								45			4.5					60			17
P32	GAP			12	100		5	30								45			9.0					20			17
P35	GAN	15		15	20		30	150		75						3.3	10		0.5					60			10
P36A	GAN	15		15	20		30	150		75						3.3	15		1.0					60			10
P37	GAN	15		15	20		30	150		75						3.3	15		1.0					60			10
P37A	GAN	30		30	20		30	150	5	75						3.3	15		1.0					50			17
MP37B	GAN	30		30	20		30	150	5	75						3.3	25		1.0					60			17
P38	GAN	15		15	20		30	150		75						3.3	25		2.0					60			10
MP38A	GAN	15		15	20		30	150	5	75						3.3	45		2.0					60			17
P39	GAP	10	5	10	150		15	150		85						3.3	12		0.5					60			10
P39B	GAP	10	5	10	150		15	150	5	85	F	5	1			3.3	20		0.5	12				60	220	10	
P40A	GAP	20	5	30	150		15	150	5	85	F	5	1			3.3	20		1.0					60	220	10	
P40	GAP	10	5	10	150		15	150	5	85	F	5	1			3.3	20		1.0					60	220	10	
P40H	GAP			30	20		15	150		85						30			1.0					60			10
P41	GAP	10	5	10	150		15	150	5	85	F	5	1			3.3	30		1.0					60	220	10	
P41A	GAP	10	5	10	150		15	150	5	85	F	5	1			3.3	50		1.0					60	220	10	
P42	GAP	15		15	150		25	200		85		1	10			20			1.0					60	220	10	
P42A	GAP	15		15	150		25	200	5	70	C	1	10			30			1.0					60	220	10	
P42B	GAP	15		15	150		25	200	5	70	C	1	10			45			1.0					60			10
P101	SAN	20		10	20	20	1	150	2	120	F	5	1	100	300	3.3	10		0.2	15	25			150			10
P101A	SAN	10	10	10	20	20	1	150	2	120	F	5	1	100	300	3.3	10		0.2	18				150			10
P101B	SAN	20	20	10	20	20	1	150	2	150	F	5	1	100	300	3.3	15		0.2	15				150			10
P102	SAN	10	10	10	20	20	1	150	2	120	F	5	1	100	300	2.0	18		0.5	15				150			10
P103	SAN	10	10	10	20	20	1	150	2	120	F	5	1	100	300	3.3	30		1.0	15				150			10
P103A	GAN			10	20		3	150								30			1.0					100			10
P104	SAP	60	45	60	10	10	1	150	2	150	F	5	1	140		3.3	9.0		0.1					80	1K		10
P105	SAP	30	45	30	10	10	1	150	2	150	F	5	1	140		3.3	9.0		0.1					80	1K		10
P106	SAP	15	45	15	10	10	1	50	2	150	F	5	1	80		2.0	13.5		0.5					80	/2K		10

GROUP X, TRANSISTORS

TYPE NUMBER	kind	MAXIMUM										TYPICAL				MINIMUM			TYP. MIN.		MAXIMUM		f _{ic}
		V _{CB0} V	V _{EB0} V	V _{CE0} V	I _C mA	I _E mA	I _{CB0} μA	P _C mW	K _θ mW/°C	T _A °C	COM	V _C V	I mA	h ₁₁ Ω	h ₁₂ 10 ⁻⁵	h ₂₂ μmho	h ₂₁	f _α MHz	NF dB	K _M dB	C _{ob} pF	r _b Ω	
P107	SAN 120						1 150										15	3.0					
GT108A	GAP 18			50			10 75	1	E	5	1						3.3 20	0.5			50		9A
GT108B	GAP 18			50			10 75	1	F	5	1						3.3 35	1.0			50		9A
GT108G	GAP 18			50			10 75	1	F	5	1						3.3 H1.1	1.0			50		9A
GT108V	GAP 18			50			10 75	1	E	5	1						3.3 60	1.0			50		9A
P108	GAN			10 20			/1 150										20	*1.0			50		10
P108A	GAN			10 20			/1 150										13	1.0			50		10
GT109A	GAP 15			6 20			5 30	/1	E	5	/1						3.3 20	1.0			30	*3K	29
GT109B	GAP 15			6 20			5 30	/1	F	5	/1						3.3 35	1.0			30	*3K	29
GT109D	GAP 15			6 20			2 30	/1	E	5	1						3.3 20	3.0			40	*3K	29
GT109G	GAP 15			6 20			5 30	/1	F	5	/1						3.3 H1.1	1.0			30	*3K	29
GT109I	GAP 15			6 20			5 30	/1	F	5	/1						3.3 20	1.0	12		30	*3K	29
GT109V	GAP 15			6 20			5 30	/1	F	5	/1						3.3 60	1.0			30	*3K	29
GT109YF	GAP 15			6 20			2 30	/1	F	5	1						3.3 50	5.0			40	*3K	29
GT109ZH	GAP 15			6 20			5 30	/1	F	5	1						3.3 1H	5.0			30	*3K	29
P109	GAN			10 20			/1 150										13	*2.0			50		10
P110	GAN			10 20			/1 150										15	*3.0			30		10
P111	SAN 20			5 20			3 150										300	0.5			170		17
P111A	SAN 10			5 15			3 150										300	0.5	18		170		17
P111B	SAN 20			5 20			3 150										300	0.5			170		17
P112	SAN 10			5 15			3 150										300	0.5			170		17
MP113	SAN 10			5 10			3 150		F	5	1						300	1.0			170		17
MP113A	SAN 10			5 10			3 150		F	5	1						300	1.0			170		17
MP114	SAP 60			10 60			10 150		F	5	1						300	0.1			170		17
MP115	SAP 30			10 30			10 150		F	5	1						300	0.1			170		17
MP116	SAP 15			10 15			10 150		E	5	1						15	0.5					17
P135	GAP 30			10 20			10 150										60	0.5	12		50		10
P201	GAP 45			45 30	15H		400	1W	300	100							20	0.1	25				25
P201A	GAP 45			45 30	15H		400	1W	300	100							40	0.2	25				25
P202	GAP 70			35 55	15H		400	1W	300	100							20	0.1	30				25
P203	GAP 70			45 55	15H		400	1W	300	100							20	0.2	20				25
P207	GAP 45			20 40	25A		16M	4W	70	85							15	0.2					24
P207A	GAP 45			20 40	25A		16M	4W	70	85							15						24
P208	GAP 65			30 60	25A		25M	4W	70	85							15						24
P208A	GAP 65			30 60	25A		25M	4W	70	85							15						24

GROUP I, TRANSISTORS

TYPE NUMBER	KIND	MAXIMUM										TYPICAL				MINIMUM			TYP. MIN			MAXIMUM			FIG	
		V _{CE0} V	V _{EB0} V	V _{CE0} V	I _C mA	I _E mA	I _{CEO} μA	P _C mW	K _θ mW/°C	T _A °C	COMMENTS	V _C V	I mA	h ₁₁ Ω	h ₁₂ 10 ⁻³	h ₂₂ μmho	h ₂₁	f _a MHz	NF dB	K _M	C ₀₀ PF	r _b Ω	r _e Ω	r _c Ω		
P209	GAP	65		45	12A			8M	1500	43	85					15	0.1									4
P209A	GAP	65		45	12A			8M	1500	43	85					15	0.1									4
P210	GAP	45		65	12A			12M	1500	43	85					15	0.1									4
P210A	GAP	45		65	12A			12M	1500	43	85					15	0.1									4
P210B	GAP	65	25	40	12A			15M	45W		70					10										4
P210V	GAP	45	25	40	12A			15M	45W		70					10										4
P211	GAP	50		500				50	750		85					50	1.0									26
P212	GAP	70		500				50	750		85					20	1.0									26
P212A	GAP	70		500				50	750		85					50	1.0									26
P213	P	45		30	5A	1H		80	115H	314	C	10	100			20	0.2									25
P213A	GAP	45	10	30	5A			1500	10W	30	85	C	5	200		20	/0.2									25
P213B	GAP	45	10	30	5A			1500	10W	30	85	C	5	200		40	/0.2									25
P214	P	60		45	5A	1H		300	10W	200	C	10	100			20	0.2									25
P214A	P	60		45	5A	1H		30M	10W	200	85	C	10	100		50	0.2									25
P214B	P	60		45	5A	1H		30M	115H	314	85	C	10	100		20	0.2									25
P214G	GAP	60	10	55	5A			15H	10W	30	85	C	5	200		20	/0.2									25
P214V	GAP	60	10	55	5A			15H	10W	30	85	C	5	200		20	/0.2									25
P215	P	80		60	5A	1H		300	10W	200	C	10	100			20	0.2									25
P216	GAN	40		30	75H	1H		40M	30W	500	C	10	100		18	10.2										25
P216A	GAN	40		30	75H	1H		40M	30W	500	C	10	100		20	0.1										25
P216B	GAN	35	10	35	75H			40M	24W	30	85	C	3	2A		10	0.1									25
P216D	GAN	50	10	50	75H			40M	24W	30	85	C	3	2A		15	0.1									25
P216G	GAN	50	10	50	75H			40M	24W	30	85	C	3	2A		5	0.1									25
P216V	GAN	35	10	35	75H			40M	24W	30	85	C	3	2A		30	0.1									25
P217	GAN	60		45	75H	1H		50M	30W	500	85	C	10	100		15	0.1									25
P217A	GAN	60		45	75H	1H		50M	30W	500	85	C	10	100		20	0.1									25
P217B	GAN	60		45	75H	1H		50M	30W	500	85	C	10	100		20	0.1									25
P217G	GAN	60	10	60	75H			50M	24W	30	85	C	3	2A		20	0.1									25
P217V	GAN	60	10	60	75H			50M	24W	30	85	C	3	2A		20	0.1									25
KT301	SDN	20	3	20	10	10		40	150	1	120				3	20	30	0.1						10		9
KT301A	SDN	20	3	20	10	10		40	150	1	120				3	40	30	0.1								9
KT301B	SDN	30	3	30	10	10		40	150	1	120				3	10	30	0.1								9
KT301D	SDN	20	3	20	10	10		40	150	1	120				3	20	60	0.1								9
KT301G	SDN	20	3	20	10	10		40	150	1	120				3	10	60	0.1								9
KT301V	SDN	30	3	30	10	10		40	150	1	120				3	20	30	0.1								9

GROUP X, TRANSISTORS

TYPE NUMBER	KIND	MAXIMUM										TYPICAL			MINIMUM			TYP. MIN.			MAXIMUM				
		V _{CBO} V	V _{EB0} V	V _{CE0} V	I _C mA	I _E mA	I _{CB0} μA	P _C mW	K _θ mW/°C	T _A °C	COMMON	V _C V	I mA	h ₁₁ Ω	h ₁₂ 10 ⁻³	h ₂₂ μmho	h ₂₁	f _α MHz	NF dB	K	δB	C _{ob} pf	r _b Ω	f _T MHz	
KT301YE	SDN	20	3	20	10	10	40	150	1	120						3	40	60					10		9
KT301ZH	SDN	20	3	20	10	10	40	150	1	120						3	80	60					10		9
P302	SAP	35	35	500	5H	100	2000	100	130	F	10	120				10	0.2								20
P303	SAP	60	60	500	5H	100	2000	100	130	F	10	300				6	0.1								*20
P303A	SAP	60	60	500	5H	100	2000	100	130	F	10	120				6	0.1								*20
P304	SAP	80	80	500	5H	100	2000	100	130	F	10	120				5	/0.1								20
KT306A	SPN	15	4	10	30	30	/1	150								20	100						5	*5H	34
KT306B	SPN	15	4	10	30	30	/1	150								40	100						5	*5H	34
KT306G	SPN	15	4	10	30	30	/1	150								40	100						5	*5H	34
KT306V	SPN	15	4	10	30	30	/1	150								20	100						5	*5H	34
P306	SAN	60	60	400	1H	100	2000									7	/0.1								20
P306A	SAN	80	80	400	50	100	2000									5	/0.1								20
KT307A	SPN	10	4	10	20	/1	15	/1								20	100						6		35
KT307B	SPN	10	4	10	20	/1	15	/1								40	100						6		35
KT307G	SPN	10	4	10	20	/1	15	/1								80	100						6		35
KT307V	SPN	10	4	10	20	/1	15	/1								40	100						6		35
P307	SDN	80	3	80	30	20	250									16	20								38
P307A	SDN	80	3	80	30	20	250									30	20								38
P307B	SDN	80	3	80	15	20	250									50	20								38
P307G	SDN	80	3	80	15	20	250									16	20								38
P307V	SDN	60	3	60	30	20	250									50	20								38
GT308A	GAP	20	3	12	50	2	150	4	85							20	9.0						8	*4H	12
GT308B	GAP	20	3	12	50	2	150	4	85							50	12.0						8	*5H	12
GT308V	GAP	20	3	12	50	2	150	4	85							80	12.0						8	*5H	12
P308	SDN	120	3	120	15	20	250									30	20								38
GT309A	GDP	15	6	10	10	5	50	1	70	F	5	1	38			5.0	20						10	*5H	9
GT309B	GDP	15	6	10	10	5	50	1	70	F	5	1	38			5.0	60						10	*5H	9
GT309D	GDP	15	6	10	10	5	50	1	70	F	5	1	38			5.0	20						10	*1K	9
GT309G	GDP	15	6	10	10	5	50	1	70	F	5	1	38			5.0	60						10	*1K	9
GT309V	GDP	15	6	10	10	5	50	1	70	F	5	1	38			5.0	20						10	*1K	9
GT309YE	GDP	15	6	10	10	5	50	1	70	F	5	1	38			5.0	60						10	*1K	9
P309	SDN	120	3	120	30	20	250									16									38
GT310A	GDP	12	10	10	10	5	20	/1	55	F	5	1	38			3.0	20						4	*3H	29
GT310B	GDP	12	10	10	10	5	20	/1	55	F	5	1	38			3.0	60						4	*3H	29
GT310D	GDP	12	10	10	10	5	20	/1	55	F	5	1	38			3.0	20						5	*3H	29

GROUP X, TRANSISTORS

TYPE NUMBER	KIND	MAXIMUM										TYPICAL				MINIMUM			IYP MIN			MAXIMUM		
		V _{CE0} V	V _{EB0} V	V _{CE0} V	I _C mA	I _E mA	I _{CB0} μA	P _C mW	K _θ °C/mW	T _A °C	SEMI CONDUCTOR	V _C V	I mA	h ₁₁ Ω	h ₁₂ 10 ⁻⁵	h ₂₂ μmho	h ₂₁	f _α MHz	NF dB	K _M dB	C _{ob} pF	r _b Ω	r _b pF	r _b pF
GT310G	GDP	12	10	10	10	10	5	20	/1	55	F	5	1	38	3.0	60	120	4	4	5	5	3H	29	
GT310V	GDP	12	10	10	10	10	5	20	/1	55	F	5	1	38	3.0	20	120	4	4	5	5	5H	29	
GT310YE	GDP	12	10	10	10	10	5	20	/1	55	F	5	1	38	3.0	60	80	4	4	5	5	5H	29	
GT311A	N	12	2	12	5	150	5	150	F	3	15	3	15		15					2	2	50	12	
GT311B	N	12	2	12	5	150	5	150	F	3	15	3	15		30					2	2	100	12	
GT311D	GDP	12	2	12	5	150	5	150	F	3	15	3	15		60					2	2	75	12	
GT311G	GDP	12	2	12	5	150	5	150	F	3	15	3	15		30					2	2	75	12	
GT311I	GDP	10	2	10	10	50	10	150	3	70	F	3	15		1H		45.0			/3	/3	*1H	12	
GT311V	GDP	12	2	12	5	150	5	150	F	3	15	3	15		15					2	2	75	12	
GT311YE	GDP	12	2	12	50	50	10	150	3	70	F	3	15		50		25.0			/3	/3	*75	12	
GT311ZH	G P	12	2	12	50	50	10	150	3	70	F	3	15		15		30.0			/3	/3	*1H	12	
K1-312A	SPN	15	4	15	30	30	10	225	/3	85	F	3	15		10		8.0			5	5	5H	9	
K1-312H	SPN	30	4	30	30	30	10	225	/3	85	F	3	15		25		12.0			5	5	5H	9	
KT312G	SPN	15	4	15	30	30	10	225	/3	150	F	3	15		50		*H1.4			5	5	5H	9	
K1-312V	SPN	15	4	15	30	30	10	225	/3	85	F	3	15		50		12.0			5	5	5H	9	
GT313A	GAP	15	12	10	10	10	3	100	85		1	120		30		20	300			/3	/3	*75	12	
GT313B	GAP	15	12	10	10	10	3	100	85		1	120		30		20	450			2	2	*40	12	
P314A	GAP	10	1	1	1	1	10	100	85		1	120				0.94	30			15				
P314B	GAP	10	1	1	1	1	5	100	85		1	120				0.94	60			10				
P314C	GAP	10	1	1	1	1	5	100	85		1	120				0.94	120			6				
KT315A	SEN	10	4	10	30	30	1	150	80		1	120				20	250			7	7	*3H	30	
KT315B	SEN	10	4	10	30	30	1	150	80		1	120				70	250			7	7	*5H	30	
KT315G	SEN	10	4	10	30	30	1	150	80		1	120				70	250			7	7	*5H	30	
KT315V	SEN	10	4	10	30	30	1	150	80		1	120				20	250			7	7	*5H	30	
KT316A	SEN	10	4	10	30	30	/1	150	80		1	120				20	100			3	3	*2H	34	
KT316B	SEN	10	4	10	30	30	/1	150	80		1	120				40	100			3	3	*2H	34	
KT316D	SEN	10	4	10	30	30	/1	150	80		1	120				60	100			3	3	*2H	34	
KT316G	SEN	10	4	10	30	30	/1	150	80		1	120				20	100			3	3	*2H	34	
KT316V	SEN	10	4	10	30	30	/1	150	80		1	120				40	100			3	3	*2H	34	
KT319A	SPN	5	/4	5	15	15	1	100	80		1	120				15	100			11			35	
KT319B	SPN	5	/4	5	15	15	1	100	80		1	120				25	100			11			35	
KT319V	SPN	5	/4	5	15	15	1	100	80		1	120				40	100			11			35	
GT320A	GAP	20	3	15	150	150	10	200	4	70	F	4	70		20		130			8	8	*5H	16	
GT320H	GAP	20	3	15	150	150	10	200	4	70	F	4	70		50		200			8	8	*5H	16	
GT320V	GAP	20	3	15	150	150	10	200	4	70	F	4	70		80		260			8	8	*6H	16	

GROUP X, TRANSISTORS

TYPE NUMBER	KIND	MAXIMUM										TYPICAL					MINIMUM		TYP		MINIMUM		FIG			
		V _{CB0} V	V _{EB0} V	V _{CE0} V	I _C mA	I _E mA	I _{CB0} μA	P _C mW	K _g mW/°C	T _A °C	NOISE	V _C V	I mA	h ₁₁ Ω	h ₁₂ 10 ⁻⁵	h ₂₂ μmho	h ₂₁	f _α MHz	NF dB	K _M dB	C _{ob} pF	r _b Ω				
GT321A	G P	60	4	40	200	500	160	80								20	60					80	*6H	13		
GT321B	G P	60	4	40	200	500	160	80								40	60						80	*6H	13	
GT321D	G P	45	2	30	200	500	160	80								40	60						80	*6H	13	
GT321G	G P	45	2	30	200	500	160	80								20	60						80	*6H	13	
GT321V	G P	60	4	40	200	500	160	80								80	60						80	*6H	13	
GT321YE	G P	45	2	30	200	500	160	80								80	60						80	*6H	13	
GT322A	GAP	15	15	15	5	4	50	62 F	5	1	34					1	20	80		7			/2	*2H	31	
GT322B	GAP	15	15	15	5	4	50	59 F	5	1	34					1	50	80		4			/2	*2H	31	
GT322D	GAP	15	15	15	5	4	50	62 E	5	1	34					1	20	50		4			/2	*2H	31	
GT322G	GAP	15	15	15	5	4	50	59 E	5	1	34					1	50	50		4			/3	*2H	31	
GT322V	GAP	15	15	15	5	4	50	62 F	5	1	34					1	20	50		4			/3	*2H	31	
GT322YE	GAP	15	15	15	5	4	50	59 E	5	1	34					1	50	50		4			/2	*2H	31	
P322	* GDP	8			15	2	50	85							5.0	0.97	400					4				
KT325A	SEN	15	4	10	30	30	225	120								20	100						/3	*1H	36	
KT325B	SEN	15	4	10	30	30	225	120								20	100							/3		36
KT325G	SFN	15	4	10	30	30	225	120								50	100						/3		36	
KT325D	SEN	15	4	10	30	30	225	120								60	100						/3		36	
KT325V	SEN	15	4	10	30	30	225	120								50	100						/3		36	
KT326A	SPN	20	4	15	50	71	250									20	400						5	*5H	31	
KT326H	SPN	20	4	15	50	71	250									45	400						5	*5H	31	
GT328	GEP	15			10	10	45									10	*2K						/2	*10	13	
GT329A	GPN	10	/1		15	5	20									15				4			2	*15	37	
GT329B	GPN	10	/1		15	5	20									15				5			3	*20	37	
GT329V	GPN	10	/1		15	5	20									15				5			/4	*30	37	
GT330A	GPN	10	/1		20	5	50									15				5			2	*30	37	
GT330B	GPN	10	/1		20	5	50									15				5			2	*50	37	
P401	GDP	20	20	10	20	10	100	2	85 F	5	5				5.0	16	30					15	*4K	10		
GT402A	GAP	20	25	500	25	600	10	85								30	/0.1								32	
GT402H	GAP	20	25	500	25	600	10	85								60	/0.1								32	
P402	GDP	20	20	10	20	10	5	100	2	85 F	5	5			5.0	16	60					10	*1K	10		
GT403A	GAP	45	20	30	12H	50		10								20									28	
GT403B	GAP	45	20	30	12H	50		10								50									28	
GT403G	GAP	60	20	45	12H	50		10								50									28	
GT403D	GAP	60	30	45	12H	50		10								50									28	
GT403I	GAP	80	20	60	12H	70		10								50									28	

GROUP-X, TRANSISTORS

TYPE NUMBER	KIND	MAXIMUM										TYPICAL			MAXIMUM			MINIMUM		TYP. MIN.		MAXIMUM			
		V _{CBO} V	V _{EBO} V	V _{CEO} V	I _C mA	I _E mA	I _{CBO} μA	P _C mW	K _θ mW/°C	T _A °C	h _{FE}	V _C V	I _C mA	h ₁₁ Ω	h ₁₂ 10 ⁻³	h ₂₂ μmho	h ₂₁	f _a MHz	NF dB	K _M	C _{ob} pF	r _b Ω	f _{ic}		
GT403V	GAP	60	20	45	12H	50	10									60							28		
GT403YE	GAP	60	20	45	12H	50	10									30								28	
GT403ZH	GAP	80	20	60	12H	70	10									20								28	
P403	GDP	10	2	10	10	10	5	100	2	85	E	5	5			30							10 *5H	10	
P403A	GDP	10	10	10	10	10	5	100	2	85	E	5	5			16							10 *5H	10	
P404	GSP	5	5	5	5	5	5	10	1	85	E	3	1			15							25	5	
P404A	GSP	5	5	5	5	5	2	10	1	85	E	3	1			15							25	5	
P405	GSP	5	5	5	5	5	5	10	1	85	E	3	1			20							15	5	
P405A	GSP	5	5	5	5	5	2	10	1	85	E	3	1			20							1	5	
P406	GAP	6	6	6	6	6	6	30	2	85	E	6	1			20							20	150	
P407	GAP	6	6	6	6	6	6	30	2	85	E	6	1			20							20	150	
P408	G P	20	20	6	5	5	6	30	1	90	E	5	1	33		20							20	150	
P409	G P	20	20	6	5	5	6	30	1	90	E	5	1	33		20							20	150	
P410	GDP	6	8	6	20	20	2	100	2	85	E	5	5	10	120	10.0							4	*3H	
P410A	GDP	6	8	6	20	20	2	100	2	85	E	5	5	10	120	10.0							4	*3H	
P411	GDP	6	8	6	20	20	2	100	2	85	E	5	5	10	120	10.0							4	*2H	
P411A	GDP	6	8	6	20	20	2	100	2	85	E	5	5	10	120	10.0							4	*2H	
P414	GDP	10	1	10	10	10	5	100	2	75						25							10	*1K	
P414A	GDP	10	1	10	10	10	5	100	2	75						60							10	*1K	
P414B	GDP	10	1	10	10	10	5	100	2	75						60							10	*1K	
P415	GDP	10	1	10	10	10	5	100	2	75						25							10	*5H	
P415A	GDP	10	1	10	10	10	5	100	2	75						60							10	*5H	
P415B	GDP	10	1	10	10	10	5	100	2	75						60							10	*5H	
P416	GDP	3	12	15	50	50	3	100	2	70	C	5	5			25							8	*5H	
P416A	GDP	3	12	15	50	50	3	100	2	70	C	5	5			60							8	*5H	
P416B	GDP	3	12	15	50	50	3	100	2	70	C	5	5			60							8	*5H	
P416V	P		15				2	100	2		C					1H							8	*5H	
P417	P		10	10	5		3	50	2		C	5	5			24							5	*4H	
P417A	P		10	10	5		3	50	2		C	5	5			65							5	*4H	
P418	P		10	10	5		3	50	2		C	5	5			24							5	*4H	
P418A	P		10	10	5		3	50	2		C	5	5			65							200	6	
P418B	P		10	10	10		3	50	2		C	6	10			24							200	6	
P418G	GDP	10	8	8	8	8	3	50	2	85					8								200	6	
P418M	GDP	10	8	8	8	8	3	50	2	85					8								200	6	
P418V	P		10	10	10		3	50	2	85	C	6	10			65							200	6	

GROUP X, TRANSISTORS

TYPE NUMBER	KIND	MAXIMUM										TYPICAL			MAXIMUM			MINIMUM		TYP	MIN		MAXIMUM	
		V _{ceo} V	V _{ebo} V	V _{ceo} V	I _c mA	I _e mA	I _{ceo} μA	P _c mW	K _θ mW/°C	T _A °C	V _c V	I mA	h ₁₁ Ω	h ₁₂ 10 ⁻³	h ₂₂ μmho	h ₂₁	f _T MHz	NF dB	K _M dB		C _{ob} pF	r _b Ω	r _c Ω	f _{ic}
P420	GDP	40		12	25	10	100								6.0	12	*30				20	*5K	10	
P421	GDP	40		12	25	10	100								5.0	15	*30				15	*3K	10	
P422	GDP	40		12	25	5	100								5.0	30	*60				10	*1K	16	
P422A	GDP	40		12	25	5	100								5.0	15	*60				10	*1K	16	
P423	GDP	40		12	25	5	100								5.0	30	H1.2	10			10	*5H	16	
P423A	GDP	40		12	25	5	100								5.0	15	*H1.2					*5H	16	
P501	SDN	20	1	20	10	3	50	150	1	150	E	10	3		3.0	10	10				10		19	
P501A	SDN	20	1	20	10	3	50	150	1	150	E	10	3		3.0	15	10				10		19	
P502	SDN	20	1	20	10	3	50	150	1	150	E	10	3		3.0	20	30				10		19	
P502A	SDN	20	1	20	10	3	50	150	1	150	F	10	3		3.0	20	30				10		19	
P502B	SDN	20	1	20	10	3	50	150	1	150	F	10	3		3.0	20	30				10		19	
P502V	SDN	20	1	20	10	3	50	150	1	150	F	10	3		3.0	20	30				10		19	
P503	SDN	20	1	20	10	3	50	150	1	150	E	10	3		3.0	30	60				10		19	
P503A	SDN	20	1	20	10	3	50	150	1	150	E	10	3		3.0	30	60				10		19	
P504	SDN	30	2	30	10	2	150	2	150	2	120	E	10	5	2.0	10					7		14	
P504A	SDN	30	2	30	10	2	150	2	150	2	120	E	10	5	2.0	25					7		14	
P505	SDN	20	2	20	10	2	150	2	150	2	120	E	10	5	2.0	40					7	*1K	14	
P505A	SDN	20	2	20	10	2	150	2	150	2	120	E	10	5	2.0	20					7	*1K	14	
KT601	SDN	100	2	100	30	500	500	150	150						16						15	*6H	11	
KT601A	SPN	100	2	100	30	500	500	150	150						16						15	*6H	11	
P601	GDP	25	/1	25	1A	200	1W	500	C	10	500				20						10	200	*5H	20
P601I	GDP	25	/1	25	1A	200	1W	500	C	10	500				20						10	200	*5H	20
P601A	GDP	30	/1	30	1A	100	1W	500	C	10	500				40						10	200	*5H	20
P601AI	GDP	30	/1	25	15H	100	3W	20	85	C	10	500			40						10	200	*5H	20
P601B	GDP	30	/1	25	1A	130	1W	500	85	C	10	500			80						10	200	*5H	20
P601BI	GDP	30		25	15H	130	1W	20	85						80							250	*7H	25
KT602A	SDN	120	5	100	75	80	70	2800	200	120					20						4	*3H	32	
KT602B	SDN	120	5	100	75	80	70	2800	200	120					50						4	*3H	32	
KT602G	SDN	80	5	100	75	80	70	2800	200	120					50						4	*3H	32	
KT602V	SDN	80	5	100	75	80	70	2800	200	120					15						4	*3H	32	
P602	GDP	30	/1	30	1A	100	1W	500	85	C	10	500			40						10	200	*5H	20
P602A	GDP	25	/1	25	1A	130	1W	500	85	C	10	500			80						10	200	*5H	20
P602AI	GDP	25		20	15H	130	1W	20	85						80						10	200	*5H	20
P602I	GDP	30		25	15H	100	1W	20	85						40						150	*7H	25	
KT604A	SPN	300	5	250	200		3000	25	100						10						150	*7H	25	

GROUP X, TRANSISTORS

TYPE NUMBER	KIND	MAXIMUM										TYPICAL			MAXIMUM			MINIMUM		TYP. MIN		MAXIMUM			
		V _{CB0} V	V _{EB0} V	V _{CEO} V	I _C mA	I _E mA	I _{CB0} μA	P _C mW	K _θ mW/°C	T _A °C	COMMON EMITTER	V _C V	I mA	h ₁₁ Ω	h ₁₂ 10 ⁻³	h ₂₂ μmho	h ₂₁	f _α MHz	NF dB	K _M	C _{ob} pF	r _b Ω	r _e Ω	f _β MHz	
KT604B	SPN	300	5	250	200		3000	25	100							30	*80								13
P604	GAP	45	15	45	200		400		70							10									15
P604A	GAP	45	15	45	200		400		70							20									15
P604B	GAP	45	15	45	200		400		70							40									15
KT605A	SEN	300	8	250	200	50	400	3	150	E	40	20				10					7				13
KT605B	SEN	300	8	250	00	50	400	3	150	F	40	20				30					7				13
P605	GDP	45	1	35	500	2M	500	20	85	C	500				20	10							130	*5H	26
P605A	GDP	45	1	35	500	2M	500	20	85	C	500				40	10							130	*5H	26
P606	GDP	35	1	20	500	2M	500	20	85	C	500				20	10							130	*5H	26
P606A	GDP	35	1	20	500	2M	500	30	85	C	500				40	10							130	*5H	26
P607	GDP	30	/2	25	200	100	1500		85	E	10	100			20	40							40	*2H	18
P607A	GDP	30	/2	25	200	100	1500		85	E	10	100			60	40							40	*2H	18
P608	GDP	30	/2	25	200	100	1500		85	E	10	100			40	70							30	*2H	18
P608A	GDP	30	/2	25	200	100	1500		85	E	10	100			80	70							30	*2H	18
P608B	GDP	50	15		200	100	1500		85	E	10	100			80	70							30	*2H	18
P609	GDP	30	/2	25	200	100	1500		85	F	10	100			40	100							30	*2H	18
P609A	GDP	30	/2	25	200	100	1500		85	F	10	100			80	100							30	*2H	18
P609B	GDP	50	15	40	200	100	1500		85	F	10	100			80	100							30	*2H	26
GT701A	GDP	15	55	12A		5000	50W	400	85	C	20	100			10	70*1									23
P701	SDN	40	40	500	7H	100	1000	400	150						10	12*5									20
P701A	SDN	60	60	500	7H	100	1000	400	150						10	12*5									20
P701B	SDN	35	/3	35	500	7H	1000		150						30										20
P702	SDN	70	60	2A		5000	4000	35	150	C	10	1A			25	4*0									20
P702A	SDN	70	3	60	2A	2500	4000	35	150	C	10	1A			10	4*0									20
KT801A	SDN		/3	80	2A		5W		150						13	*10									16
KT801B	SDN		/3	80	2A		5W		50	150					20	*10									16
KT802A	SPN	150	3	130	5A	60M	50W	400	150	C	10	2A			15	*10									21
KT803A	SPN		4	60	10A	5M	60W		100						10	*20									21
GT804A	GDN		45	10A		10M	15W		65						20	10									18
GT804B	GDN		55	10A		10M	15W		65						20	10									18
GT804V	GDN		75	10A		10M	15W		65						20	10									18
KT805A	SDN		5	160	5A	100M	30W	300	150	C	10	2A			15	20									21
KT805B	SDN		5	135	5A	100M	30W	300	150	C	10	2A			15	20									21
KT902A	SDN	65	5	110	5A	10M	30W		120						15	*35									21
KT903A	SPN	60	4	60	3A	10M	30W	300	85						15										21

GROUP I-A INTEGRATED CIRCUITS

TYPE NUMBER	SERIES	KIND	NUMBER		LOGIC	VOLTAGE			CURRENT		MAX P mW	FREQUENCY		INPUT RES. OHMS		MAX GAIN dB	FAN		MAX. TIME ns	DWG. NO.
			DIODES	TRANSISTORS		SUPPLY V	IN V	OUT V	IN mA	OUT mA		MIN.	MAX.	NO.	EXP.		IN	OUT		
1DA191	144					5.0	0.3	2.5											45	64
1DA191	119			2		6.3	3.0		1			5	40K							51
1GF191	119			3		6.3	3.5	4.0	3					1	3					51
1GF192	119	MVB	4	2		3.0		1.1	8					39	2				300	51
1GF193	119	MVB	2	2		3.0	5.0	1.2	4					1	3				20	51
1IE201	120			30		12.6	4.0				15						10			51
1IL131A	113			8		4.0	0.2	0.78	1H	2							4	400		51
1IL131B	113			8		4.0	0.2	0.78	2H	2							4	400		51
1IL131V	113			8		4.0	0.2	0.78	3H	2							4	400		51
1IL141A	114			10		4.0	0.15	0.95	32	2							4	500		58
1IL141B	114			10		4.0	0.15	0.95	46	2							4	500		58
1IR141A	114			16		4.0	0.15	0.78	1H	2							4	500		58
1IR141B	114			16		4.0	0.15	0.78	2H	2							4	500		58
1IR201	120	MOS		31		12.6	4.0			15							10			51
1IR202	120	MOS		19		12.6	4.0			12							10			51
1IR451	145	MOS		12		12.6				40				10	9					51
1JAM351	135	MOS		8		27.0				2										51
1KP191	119		1	RTL		3.0			/4	70										51
1KT011A	101		2	RTL		3.5		6.5	10					1	2					54
1KT011B	101		2	RTL		3.5		6.5	10					1	2					54
1KT011G	101		2	RTL		3.5		3.5	10					1	2					54
1KT011V	101		2	RTL		3.5		3.5	10					1	2					54
1KT491	149		4	RTL		5.0			2H	100				3H						50
1LB041	104	NND	3	1	DTL	6.3				18							5			50
1LB042	104	NND	4	1	DTL	6.3	0.5	2.6		18							3	5		50
1LB043	104	NND	5	1	DTL	6.3	0.5	2.6		18							3	5		50
1LB044	104	NND	6	1	DTL	6.3	0.5	2.6		18							3	5		50
1LB061	106	NDR	10	TTL		5.0	0.3	2.3		18							3	10		40
1LB0610	106	NDR	6	TTL		5.0	0.25	2.3		7							4	10		110
1LB062	106	NDR	10	TTL		5.0	0.25	2.3		7							3	10		100
1LB063	106	NDR	10	TTL		5.0	0.3	2.3		18							2	10		40
1LB064	106	NDR	10	TTL		5.0	0.25	2.3		7							2	10		100
1LB065	106	NDR	6	TTL		5.0	0.3	2.3		18							8	10		45
1LB066	106	NDR	6	TTL		5.0	0.25	2.3		7							8	10		110
1LB067	106	NDR	6	TTL		5.0	0.3	2.3		18							6	10		45
1LB068	106	NDR	6	TTL		5.0	0.25	2.3		7							6	10		110
1LB069	106	NDR	6	TTL		5.0	0.3	2.3		18							4	10		45
1LB091A	109	NDR	5	2	DTL	5.0	0.35	2.5		12							6	12		35
1LB091B	109	NDR	5	2	DTL	5.0	0.35	2.5		12							6	10		35
1LB091G	109	NDR	5	2	DTL	5.0	0.35	2.5		12							6	5		35
1LB091V	109	NDR	5	2	DTL	5.0	0.35	2.5		12							6	8		35
1LB092A	109	NDR	4	4	DTL	5.0	0.4	2.5		19							6	20		50
1LB092B	109	NDR	4	4	DTL	5.0	0.4	2.5		19							6	16		50
1LB111	111	NOR	2	RTL		4.0	0.2	0.95	1H	/1										4
1LB112	111	NOR	2	RTL		4.0	0.2	0.95	2H	/1										4
1LB113	111	NOR	2	RTL		4.0	0.2	0.95	3H	/1										4
1LB131A	113	NOR	8	RTL		4.0	0.2	0.95	1H	2										4
1LB131B	113	NOR	8	RTL		4.0	0.2	0.95	2H	2										4
1LB131V	113	NOR	8	RTL		4.0	0.2	0.95	3H	2										4
1LB132A	113	NOR	8	RTL		4.0	0.2	0.95	1H	2										4
1LB132B	113	NOR	8	RTL		4.0	0.2	0.95	2H	2										4
1LB132V	113	NOR	8	RTL		4.0	0.2	0.95	3H	2										4
1LB133A	113	NOR	8	TTL		4.0	0.5		1H	2										50

GROUP I-A INTEGRATED CIRCUITS																					
TYPE NUMBER	SERIES	KIND	NUMBER		LOGIC	VOLTAGE			CURRENT		MAX P mW	FREQUENCY		INPUT RES. OHMS		MAX GAIN dB	FAN		MAX. TIME ns	DWG. NO.	
			DIODES	TRISTORS		SUPPLY V	IN V	OUT V	IN mA	OUT mA		MIN.	MAX.	NO.	EXP.		IN	OUT			
1LB133B	113	NOR	8	TTL	4.0	0.5			2H	2								50	400	51	
1LB133V	113	NOR	8	TTL	4.0	0.5			3H	2								50	400	51	
1LB134A	113	NOR	6	TTL	4.0	0.5			1H	2								50	400	51	
1LB134B	113	NOR	6	TTL	4.0	0.5			2H	2								50	400	51	
1LB134V	113	NOR	6	TTL	4.0	0.5			3H	2								50	400	51	
1LB135A	113	NOR	8	RTL	4.0	0.2	0.95		1H	2								4	400	51	
1LB135B	113	NOR	8	RTL	4.0	0.2	0.95		2H	2								4	400	51	
1LB135V	113	NOR	8	RTL	4.0	0.2	0.95		3H	2								4	400	51	
1LB141A	114	NOR	8	RTL															500	58	
1LB141B	114	NOR	8	RTL															500	58	
1LB142A	114	NOR	8	RTL	4.0	0.15	0.95			2								4	500	58	
1LB142B	114	NOR	8	RTL	4.0	0.15	0.95			2								4	500	58	
1LB143A	114	NOR	8	RTL	4.0	0.15	0.95			2								4	500	58	
1LB143B	114	NOR	8	RTL	4.0	0.15	0.95			2								4	500	58	
1LB144A	114	NOR	8	RTL	4.0	0.15	0.95			2								4	500	58	
1LB144B	114	NOR	8	RTL	4.0	0.15	0.95			2								4	500	58	
1LB145A	114	NOR	8	RTL	4.0	0.15	0.95			2								10	500	58	
1LB145B	114	NOR	8	RTL	4.0	0.15	0.95			2								10	500	58	
1LB146A	114	NOR	10	RTL	4.0	0.15	0.95			2								50	500	58	
1LB146B	114	NOR	10	RTL	4.0	0.15	0.95			2								50	500	58	
1LB211A	121	NDR	5	2	DTL	5.0	0.35	2.5		12								6	12	35	53
1LB211B	121	NDR	5	2	DTL	5.0	0.35	2.5		12								6	10	35	53
1LB211G	121	NDR	5	2	DTL	5.0	0.35	2.5		12								6	5	35	53
1LB211V	121	NDR	5	2	DTL	5.0	0.35	2.5		12								6	8	35	53
1LB212A	121	NDR	4	4	DTL	5.0	0.4	2.5		19								6	20	50	53
1LB212B	121	NDR	4	4	DTL	5.0	0.4	2.5		19								6	16	50	53
1LB251	125	MND	6	16	DTL	27.0		15		17			10	7				5	10	4K	51
1LB331A	133	NND	2	8	TTL	5.0	0.4	2.4		20								4	10	22	51
1LB331B	133	NND	2	8	TTL	5.0	0.4	2.4		20								4	10	35	51
1LB332A	133	NND	1	4	TTL	5.0	0.4	2.4		20								8	10	25	51
1LB332B	133	NND	1	4	TTL	5.0	0.4	2.4		20								8	10	35	51
1LB341	134	NOR			TTL	5.0				2								10	100	51	
1LB342	134	NOR			TTL	5.0				2								10	100	51	
1LB371	137		6	TTL	5.0					110								10	15	4	51
1LB372	137	ONR	6	TTL	5.0					110								10	15	4	51
1LB381	138	ONR	10	TTL	5.0					110								15		3	63
1LB391	139	ONR	6	TTL	5.0					40								9	15	10	51
1LB392	139	ONR	6	RTL	5.0					40								9	15	10	51
1LB471	147	MNR	6	16	DTL	12.6	2.0	13.9		25								10			51
1LB472	147	MNR	8	15	DTL	12.6	2.0	14		45			10	6				10	10	51	
1L1041	104	AND	3			6.3				6											51
1L1042	104	AND	4			6.3				6											51
1L1043	104	AND	5			6.3				6											51
1L1044	104	AND	8			6.3				6											51
1L1045	104	AND	10			6.3				6											51
1LL201	120	MOR	14	TTL	12.6	4.0		13		8								10	800	51	
1LP061	106	OR	3	TTL	5.0													8		6	51
1LP062	106	OR	3	TTL	5.0													8		10	51
1LP063	106	OR	3	TTL	5.0													6		6	51
1LP064	106	OR	3	TTL	5.0													6		10	51
1LP065	106	OR	4	TTL	5.0													4		6	51
1LP066	106	OR	4	TTL	5.0													4		10	51
1LP067	106	OR	4	TTL	5.0													3		6	51

GROUP I-A INTEGRATED CIRCUITS

TYPE NUMBER	SERIES	KIND	NUMBER		LOGIC	VOLTAGE			CURRENT		MAX P mW	FREQUENCY		INPUT RES. OHMS		MAX GAIN dB	FAN		MAX. TIME ns	DWG. NO.
			DIODES	XISTORS		SUPPLY V	IN V	OUT V	IN mA	OUT mA		MIN.	MAX.	NO.	EXP.		IN	OUT		
1LP068	106	OR		4	TTL	5.0											3		10	51
1LP091	109		6			25				/2										51
1LP141	114	OR		8															500	58
1LP142	114	OR		8		4.0	0.15	0.95			2						4	500	58	
1LP201	120	MOS		8							12									51
1LP211	121		6			25				/2									5	53
1LP251	125	MOS	8	8		27					17								60	51
1LP331	133	OR		4	TTL	5.0											4		5	51
1LP371	137			6													6			51
1LP391	139			6													6			51
1LP421	142	MOS		10							2							15		51
1LP471	147	MOS	8	18	TTL	12.6	2.0	14			25		10	6				10	10	51
1LR061	106	ADR		7	TTL	5.0	0.3	2.3			24						8	10	45	51
1LR062	106	ADR		7	TTL	5.0	0.25	2.3			10						8	10	110	51
1LR063	106	ADR		7	TTL	5.0	0.3	2.3			24						4	10	45	51
1LR064	106	ADR		7	TTL	5.0	0.25	2.3			10						4	10	110	51
1LR271	127	ADR	7	1	DTL	3.0					30		12M				4	6	30	51
1LR331A	133	ADR	2	12	DTL	5.0	0.4	2.4			20							10	28	51
1LR331B	133	ADR	2	12	DTL	5.0	0.4	2.4			20						4	10	40	51
1LR341	134	ADR			DTL	5.0					2							10	100	51
1LR342	134	ADR			DTL	5.0					2							10	100	51
1LR421	142	MOS		15	TTL	12.6	3.0	10			36						15	30	500	51
1LS271	127	ADR	7	2	DTL	3.0					30		12M				4	6	30	51
1MA191	119			4	TTL	6.3							2HK	27	2					51
1ND041	104		3			4.5	0.85													51
1ND042	104		4			4.5	0.85													51
1ND043	104		6			4.5	0.85													51
1ND044	104		8			4.5	0.85													51
1PP191	119			4	TTL	10.0			10	10		20	2M	15	2					51
1SV191	119	AMP	2	2		6.3				3										51
1TK191	119		3	2	DTL	6.3				8			1M						500	51
1TK251	125	MOS	6	18	TTL	27.0	2.0	15			17			1	7		5	10	40	51
1TK471	147	MOS	8	22	TTL	12.6	2.0	14			15				7					51
1TR061	106	ADR		10	TTL	5.0	0.3	2.3			36						3	10	40	51
1TR062	106	ADR		10	TTL	5.0	0.3	2.3			14						3	10	100	51
1TR063	106	ADR		10	TTL	5.0	0.3	2.3			36						2	10	40	51
1TR064	106	ADR		10	TTL	5.0	0.3	2.3			14						2	10	100	51
1TR131A	113	NOR		8	RTL	4.0	0.2	0.78	1H		2							4	400	51
1TR131B	113	NOR		8	RTL	4.0	0.2	0.78	2H		2							4	400	51
1TR131V	113	NOR		8	RTL	4.0	0.2	0.78	3H		2							4	400	51
1TR141A	114	NOR		8	RTL	4.0	0.15	0.78	1H		2							4	500	58
1TR141B	114	NOR		8	RTL	4.0	0.15	0.78	2H		2							4	500	58
1TR421	142	MOS		22	TTL	12.6	3.0	10			40								500	51
1TSH191	119	SCH		4		3.0				4				6	2					51
1U0191	119	AMP		2		6.3				7				1	3					51
1UI461	146	AMP		10		10.0					100									57
1UI462	146	AMP	2	4		20.0				3H									200	57
1US191	119	AMP		1		6.3				/2			5	40K	4	3	/3			51
1US192	119	AMP		2		6.3				3			5	2HK		8				51
1US221A	122	AMP		2		6.0							0	7HK		2H				52
1US221B	122	AMP		2		9.0							0	7HK		4H				52
1US221V	122	AMP		2		12.6							0	7HK		5H				52
1US222A	122	AMP		3		4.0							0	8M		40				52

GROUP X-A INTEGRATED CIRCUITS

TYPE NUMBER	SERIES	KIND	NUMBER		LOGIC	VOLTAGE			CURRENT		MAX P mW	FREQUENCY		INPUT RES. OHMS		MAX GAIN dB	FAN		MAX. TIME ns	DWG. NO.	
			DIODES	TRANSISTORS		SUPPLY V	IN V	OUT V	IN mA	OUT mA		MIN.	MAX.	NO.	EXP.		IN	OUT			
10S222B	122	AMP		3		6.3						0	8M		50					52	
10S222V	122	AMP		3		6.3						0	8M		80					52	
10S481	148	AMP		5		3.0				50			50M							53	
10T191	119	AMP		2		6.3			2			5	2HK	35	2	3				51	
10T221A	122	AMP		4		4.0						0	2M		15					53	
10T221B	122	AMP		4		4.0						0	2M		22					53	
10T221G	122	AMP		4		6.3						0	2M		22					53	
10T221V	122	AMP		4		6.3						0	2M		15					53	
10T321	132	AMP		24		12.6				120		0	2M	15	4					53	
10T401	140	AMP	1	9		12.6				150		0	5M	10	3	1K				53	
10YE191	119	AMP		4		3.0			/2			20	5HK	40	3					51	
10YE201	120	MMP		26		12.6	4.0	13		70							10	800		51	
2DA181	218	DET	1	1		6.3				14			10K						40	57	
2DS191	219	LIM		4		5.0						500	1M							55	
2FP201	220	FIL																		55	
2GF181	218	MVB	6	2		6.3				83		50	1M							57	
2GF182	218	MVB	6	2		6.3				76			2HK					300		57	
2GF201	220	MVB		2		7.5			2											55	
2GS191	219	OSC		1		5.0			2				70M							55	
2GS192	219	OSC		1		5.0			2				15M							55	
2GS193	219	OSC		1		5.0			2				15M							55	
2ID231	223			25		4.0	1.45	0.85		171							4	10	15	64	
2IE111	211			15		3.0	0.35	0.8		30								3	300	56	
2IE112	211			15		3.0	0.35	0.8		30								5	300	56	
2IE231	223			29		4.0	1.45	0.85		185								10	50	64	
2IL071	207			16		3.0	0.35	0.65		18								3	200	60	
2IL072	207			16		3.0	0.35	0.65		18								4	200	60	
2IL073	207			16		3.0	0.35	0.65		18								5	200	60	
2IL231	223			30		4.0	1.45	0.85		250								10	35	64	
2IR111	211			12	TTL	3.0	0.35	0.8		35									4	400	56
2IR112	211			12	TTL	3.0	0.35	0.8		35									6	400	56
2KD281	228	SWI	14		RDL	6.3		1.25	/3											20	56
2KD282	228	SWI	14		RDL	6.3		1.25	/3											20	56
2KT281	228	SWI	8	2	DTL	6.3	0.5	2.5												20	57
2LB011	201	NND		4	RTL	4.0	1.3	0.3		15							6	2	100	58	
2LB012	201	NOR		4	RTL	4.0	1.3	0.3		30							6	1	100	58	
2LB013	201	NOR		4	RTL	4.0	1.3	0.3		30							6	1	100	58	
2LB014	201	NND		6	RTL	4.0	1.3	0.3		25							6	2	100	58	
2LB015	201	NND		5	RTL	4.0	1.3	0.3		20							6	2	100	58	
2LB016	201	NOR		5	RTL	4.0	1.3	0.3		38							6	1	100	58	
2LB017	201	NOR		5	RTL	4.0	1.3	0.3		38							6	1	100	58	
2LB041	204	NDR	2	8	TTL	4.0	2.4	0.3		68							10	6	100	61	
2LB042	204	NND	2	6	TTL	4.0	2.4	0.3		50							5	10	100	61	
2LB051	205	NOR		8	RTL	4.0	0.3	1.4		50									2	250	61
2LB052	205	NOR		4	RTL	4.0	0.3	1.4		25									2	250	61
2LB053	205	NOR		4	RTL	4.0	0.3	1.4		25									3	250	61
2LB071	207	NOR		12	RTL	3.0	0.35	0.65		18								6	3	200	60
2LB072	207	NOR		12	RTL	3.0	0.35	0.65		18								6	4	200	60
2LB073	207	NOR		12	RTL	3.0	0.35	0.65		18								6	5	200	60
2LB074	207	NOR		16	RTL	3.0	0.35	0.65		19								6	3	200	60
2LB075	207	NOR		16	RTL	3.0	0.35	0.65		19								6	4	200	60
2LB076	207	NOR		16	RTL	3.0	0.35	0.65		19								6	5	200	60

GROUP X-A INTEGRATED CIRCUITS

TYPE NUMBER	SERIES	KIND	NUMBER		LOGIC	VOLTAGE			CURRENT		MAX P	FREQUENCY		INPUT RES. OHMS		MAX GAIN dB	FAN		MAX. TIME ns	DWG. NO.
			DIODES	XISTORS		SUPPLY V	IN V	OUT V	IN mA	OUT mA		MIN.	MAX.	NO.	EXP.		IN	OUT		
											mW					600			1M	
2LB111	211	NND	16	RTL	3.0	0.35	0.8			19						10	3	400	56	
2LB112	211	NND	16	RTL	3.0	0.35	0.8									10	4	400	56	
2LB113	211	NND	16	RTL	3.0	0.35	0.8									10	6	400	56	
2LB114	211	NND	10	RTL	3.0	0.35	0.8			25						10	3	400	56	
2LB115	211	NND	10	RTL	3.0	0.35	0.8				25					10	4	400	56	
2LB116	211	NND	10	RTL	3.0	0.35	0.8				25					10	6	400	56	
2LB117	211	NND	9	RTL	3.0	0.35	0.8				40					10	3	400	56	
2LB118	211	NND	9	RTL	3.0	0.35	0.8				40					10	4	400	56	
2LB119	211	NND	9	RTL	3.0	0.35	0.8				40					10	6	400	56	
2LB171	217	NND	10	1	DTL	6.0	0.3	2.6			12					8	4	25	59	
2LB172	217	NND	10	2	DTL	6.0	0.3	2.6			24					3	4	25	59	
2LB173	217	NND	8	3	DTL	6.0	0.3	2.6			18					8	8	25	59	
2LB181	218		3	1	DTL	6.3	6.0	3.0			41	600	1M						57	
2LB211	221		10	1		4.0			7		15								57	
2LB231	223	ORD	21	TTL	4.0	1.45	0.85				128					3	10	15	64	
2LB1110	211	NOR	8	RTL	3.0	0.35	0.8				35					10	3	250	56	
2LB1111	211	NOR	8	RTL	3.0	0.35	0.8				35					10	4	250	56	
2LB1112	211	NOR	8	RTL	3.0	0.35	0.8				35					10	6	250	56	
2LI041	204		4	RTL			1.4				18					4	1	10	61	
2LN231	223		20	TTL	4.0	1.45	0.85				112					4	10	15	64	
2LN021	202	NND	2	5	DTL	4.0	0.3	1.4			35						3	70	58	
2LN022	202	NND	2	5	DTL	4.0	0.3	1.4			35						5	70	58	
2LN051	205	NND	4	4	DTL	4.0	0.4	1.4			8						4	250	61	
2LN052	205	NND	8	RTL	4.0	0.3	1.4				25						2	250	61	
2LN111	211	NND	5	RTL	3.0	0.35	0.8				35					10	3	500	56	
2LN112	211	NND	5	RTL	3.0	0.35	0.8				35					10	4	500	56	
2LN113	211	NND	5	RTL	3.0	0.35	0.8				35					10	6	500	56	
2LN114	211	NND	5	RTL	3.0	0.35	0.8				40					10	3	250	61	
2LN115	211	NND	5	RTL	3.0	0.35	0.8				40					10	4	250	61	
2LN116	211	NND	5	RTL	3.0	0.35	0.8				40					10	6	250	61	
2LN151	215	NND	5	RTL	4.0	0.33	1.5				35						5	30	58	
2LN181	218	INV	3		6.3		4.0				/1						3		57	
2LN182	218	INV	2	3	6.3		3.5				24						3		57	
2LN183	218	INV	1	3	6.3		3.5				28						3		57	
2LN211	221	NOR	6		4.0	0.3	2.5				50						4		57	
2LP171	217	EXP	10	2	DTL	6.0					24								59	
2LP172	217	EXP	9	1	DTL	6.0					9							4	59	
2LP173	217	EXP	8						1										59	
2LR171	217	ANR	8	4	DTL	6.0	0.3	2.6			30					8	10	100	59	
2LR221	222	ANR	8	3	DTL	4.0	0.3	2.3			25					10	10	250	57	
2LS011	201	ADR	6	RTL	4.0	1.3	0.3				30					6	8	100	58	
2LS021	202	ADR	6	2	DTL	4.0	0.35	1.35			22					8	3	70	58	
2LS022	202	ADR	6	2	DTL	4.0	0.35	1.35			22					8	5	70	58	
2LS023	202	ADR	6	4	DTL	4.0	0.33	1.35			30					8	3	70	58	
2LS024	202	ADR	6	4	DTL	4.0	0.33	1.35			30					8	5	70	58	
2LS025	202	ADR	9		4.0					3	23								58	
2LS026	202	ADR	8		4.0					3	16								58	
2LS027	202	ADR	8	2	DTL	4.0	0.33	1.35			21					8	3	50	58	
2LS028	202	ADR	8	2	DTL	4.0	0.33	1.35			21					8	5	50	58	
2LS151	215	ADR	6	2	DTL	4.0	0.33	1.5			29					8	5	30	58	
2LS152	215	ADR	6	1	DTL	4.0	0.33	1.5			30					10	5	25	58	
2LS211	221		8		10.0					2									57	
2MS191	219		2		5.0				/2			300	34H						55	

GROUP I-A INTEGRATED CIRCUITS

TYPE NUMBER	SERIES	KIND	NUMBER		LOGIC	VOLTAGE			CURRENT		MAX P mW	FREQUENCY		INPUT RES. OHMS		MAX GAIN dB	FAN		MAX. TIME ns	DWG. NO.	
			DIODES	XISTORS		SUPPLY V	IN V	OUT V	IN mA	OUT mA		MIN.	MAX.	NO.	EXP.		IN	OUT			
2MS192	219			3		5.0			/3			300	34H							55	
2NU021	202		6			10.0				3										58	
2NU022	202		9			10.0				3										58	
2NE281	228					15.0														57	
2NK041	204		4					1.4									4	1	10	61	
2NK051	205		4					1.2	5											61	
2NK281	228		4																	57	
2NS191A	219		4			5.0			/3			14M								55	
2NS191B	219		4			5.0			/3			14M								55	
2NT011	201		4			5.0			15		15				25					58	
2NT012	201		4			5.0					15				45					58	
2NT013	201		4			5.0			15		15				35					58	
2NI171	217		4			10.0			15						70					59	
2NT172	217		4			10.0			15						150					59	
2NT173	217		4			10.0			15						280					59	
2NT191	217		5			5.0														55	
2TK041	204		4	5		4.0	2.4	0.3			37								100	61	
2TK171	217		16	2	DTL	6.0	0.3	2.6			60		5M				4			59	
2TK181	218		3	6	DTL	6.3	0.25	4.0			24		1M						300	57	
2TK071	207		16			3.0	0.35	0.65			10						3	200	60	60	
2TK072	207		16			3.0	0.35	0.65			10						4	200	60	60	
2TR073	207		16			3.0	0.35	0.65			10							5	200	60	
2TR111	211	NOR	12		RTL	3.0	0.35	0.8			35							3	500	56	
2TR112	211	NOR	12		RTL	3.0	0.35	0.8			35							4	500	56	
2TR113	211	NOR	12		RTL	3.0	0.35	0.8			35							6	500	56	
2TR114	211	NOR	8		RTL	3.0	0.35	0.8			20							2	400	56	
2TR115	211	NOR	8		RTL	3.0	0.35	0.8			20							3	400	56	
2TR116	211	NOR	8		RTL	3.0	0.35	0.8			20							5	400	56	
2TR171	217		14	2	DTL	3.0	0.3	2.6			40		6M					3		59	
2TR172	217		14	2	DTL	3.0	0.3	2.6			40		6M					5		59	
2TR211	221	FLP	6	3		4.0		2.7			25								10	57	
2TR231	223		25		TTL	4.0	1.45	0.85			128							10	35	64	
2UI021	202	AMP	1	5	DTL	4.0	0.3	1.4			48							15	70	53	
2UI071	207	AMP	12		TTL	3.0	0.35	0.65			14							1	20	200	60
2UI111	211	AMP	10		TTL	3.0	0.35	0.85			30								300	56	
2UI151	215	AMP	5		RTL	4.0	0.33	1.5			48							5	25	58	
2UI181	218	AMP	1		RTL	6.3					20	60	1HK	6	2	3				57	
2UI182	218	AMP	2		TTL	6.3					40	250	4HK	6	2					57	
2UI183	218	AMP	2			6.3					48			5	2	3				57	
2US181	218	AMP	2			6.3					69	22M	37M			3				57	
2US191A	219	AMP	2			5.0			/3			44M	50M			35				55	
2US191B	219	AMP	2			5.0			/3			44M	50M			70				55	
2US192	219	AMP	3			5.0			/2			5HK	1M			6H				55	
2US193	219	AMP	2			5.0			/2			300	34H			2H				55	
2US194	219	AMP	2			5.0			/2			300	34H							55	
2US201	220	AMP	6			7.5				4		500	3K	7	3	1K				55	
2US202	220		1	1		7.5			/2			40K	1HK							55	
2US281	228	AMP	1			6.3					70			2	2					57	
2US282	228	AMP	3			6.3				3				4	2					57	
2US283	228	AMP	2			6.3					70			2	2					57	
2US284	228	AMP	2			6.3					80			2	3					57	
2US285	228	AMP	6	3		6.3				4		65								57	
2UYE181	218	AMP	1			6.3					8	200	3HK	3	3					57	

GROUP XI, DIODES — RECTIFIERS

TYPE NUMBER	TYPE	MAXIMUM			MAXIMUM @ 25 °C			MAXIMUM			Mox MHz	FIG
		I _F @ 25 mA	T _{Opr} °C	I _S @ 25°C A	PIV V	E _F @ * MIN E _F V	I _F mA	I _R @ μA	E _r @ T°C V	T°C		
D1A	GEP	16	70		20	1.0	2	250	10	20	150	1
D1B	GEP	16	70		30	1.0	1	250	25	20	150	1
D1D	GEP	16	70		75	1.0	2	250	75	20	150	1
D1G	GEP	16	70		50	1.0	5	250	50	20	150	1
D1V	GEP	25	70		30	1.0	8	250	25	20	150	1
D1Y _L	GEP	12	70		100	1.0	1	250	100	20	150	1
D1Z _{rl}	GEP	12	70		100	1.0	5	250	100	20	150	1
D2A	* GEP	50	70		7	1.0	50	250	7	20	150	6
D2B	* GEP	16	70		10	1.0	10	250	10	20	150	6
D2D	* GEP	16	70		50	1.0	10	250	50	20	150	6
D2G	* GEP	16	70		50	1.0	5	250	50	20	150	6
D2I	* GEP	16	70		150	*1.0	2	250	150	20	150	4
D2K	* GEP	16	70		100	1.0	5	800	100	20		4
D2M	* GEP	16	70		100	1.0	5	250	100	20		4
D2N	* GEP	16	70		150	1.0	5	800	150	20		4
D2P	* GEP	16	70		150	1.0	5	250	150	20		4
D2R	* GEP	16	70		200	1.0	5	250	200	20		4
D2V	* GEP	25	70		30	1.0	10	250	30	20	150	4
D2Y _L	* GEP	16	70		100	1.0	10	250	100	20	150	4
D2ZH	GEP	8	70		150	1.0	10	250	150	20	150	4
2D503A	SID	200	120		30	1.0	10	4	30			1
2D503B	SID	200	120		30	1.2	10	4	30			1
D7A	GEP	300	70	25	50	0.5	300	100	50	20		11
D7B	GEP	300	70	25	100	0.5	300	100	100	20	50K	11
D7D	GEP	300	70	25	300	0.5	300	100	300	20	50K	11
D7G	GEP	300	70	25	200	0.5	300	100	200	20	50K	11
D7V	GEP	300	70	25	150	0.5	300	100	150	20	50K	11
D7Y _L	GEP	300	70	25	350	0.5	300	100	350	20	50K	11
D7ZH	GEP	300	70	25	400	0.5	300	100	400	20	50K	11
D9A	GEP	25	70		10	1.0	10	250	10	20	40	1
D9B	GEP	40	70		10	1.0	90	250	10	20	40	1
D9D	GEP	30	70		30	1.0	60	250	30	20	40	1
D9G	GEP	25	70		30	1.0	30	250	30	20	40	1
D9I	GEP	30	70		30	1.0	30	120	30	20	40	1
D9K	GEP	30	70		30	1.0	60	60	30	20	40	1
D9L	GEP	15	70		100	1.0	30	250	100	20	40	1
D9M	GEP	30	70		30	1.0	60	250	50	20		1
D9V	GEP	20	70		30	1.0	10	250	30	20	40	1
D9Y _L	GEP	20	70		50	1.0	30	250	50	20	40	1
D9Z _{rl}	GEP	15	70		100	1.0	10	250	100	20	40	1
D10	GEP	50	70		20	1.5	3	100	10	20	150	4
D10A	GEP	50	70		20	1.5	5	200	10	20	150	4
D10B	GEP	50	70		20	1.5	8	200	10	20	150	4
D11	GEP	60	70		30	1.0	100	250	30	20	150	4
D12	GEP	60	70		50	1.0	100	250	50	20	150	4
D12A	GEP	70	70		50	1.0	100	250	50	20	150	4
D13	GEP	60	70		75	1.0	100	250	75	20	150	4
D14	GEP	60	70		100	1.0	100	250	100	20	150	4

GROUP XI DIODES - RECTIFIERS

TYPE NUMBER	TYPE	MAXIMUM			MAXIMUM @ 25 °C			MAXIMUM			f _{Max} MHz	FIG
		I _F 25 mA	T _{opr} °C	I _S 25 A	PIV V	E _F MIN V	I _F mA	I _R mA	E _r V	T _c °C		
D14A	GEP	60	70		100	1.0	100	250	100	20	150	4
D15	GEP				30	1.0	15	300	30		300	
D16	GEP				50	1.0	5	500	50		300	
D16A	GEP				50	1.0	10	500	50		300	
D17	GEP				100	1.0	4	400	100		300	
D18	GEP	20	70		20	1.0	20	50	20	20		2
D19	GEP	45	70		40	1.0	45	100	40	50		1
D19A	GEP	60	70		20	1.0	60	100	20	50		1
D19B	GEP	45	70		20	1.0	45	100	20	50		1
D20	GEP	20	70		10	1.0	10	50	10	20		2
D21	GEP	16	70		150	1.0	5	250	100	20	150	4
U101	SIP	50	150	/1	100	2.0	2	100	75	125	600	4
U101A	SIP	75	150	/1	100	1.0	1	75	75	125	600	4
U102	SIP	50	150	/1	75	2.0	2	100	50	125	600	4
U102A	SIP	75	150	/1	75	1.0	1	100	50	125	600	4
U103	SIP	50	150	/1	30	2.0	2	100	30	125	600	4
U103A	SIP	75	150	/1	30	1.0	1	100	30	125	600	4
KU103A	SIA	100			50	1.0	50	50	50	100		1A
KU103B	SIA	100			50	1.2	50	50	50	100		1A
U104	SIP	30	150	/1	100	2.0	2	150	75	125	600	2
U104A	SIP	30	150	/1	100	1.0	1	150	75	125	600	2
U105	SIP	30	150	/1	75	2.0	2	100	50	125	600	2
U105A	SIP	30	150	/1	75	1.0	1	100	50	125	600	2
KU105A	SIA	300			200	1.0	300	300	150	85		7A
KU105B	SIA	300			400	1.0	300	300	300	85		7A
KU105V	SIA	300			600	1.0	300	300	450	85		7A
U106	SIP	30	150	/1	30	2.0	2	100	30	125	600	2
U106A	SIP	30	150	/1	30	1.0	1	50	30	125	600	2
D107	SIP	10	125		10	1.0	10	/1	10	50		2
U107A	SIP	10	125		10	1.0	10	10	10	125		2
U108	SIP	10	125		30	1.0	10	35	30	25		2
U109	SIP	10	125		50	1.0	10	20	30	25		?
D201A	SI	200	125		25	1.5		500	25		/0.1	13
D201B	SI	200	125		50	1.5		500	50		/0.1	13
D201D	SI	400	125		100	2.0		500	100		/0.1	13
D201G	SI	200	125		100	1.5		500	100		/0.1	13
D201T _s	SI	400	125		200	2.0		500	200		/0.1	13
D201V	SI	400	125		50	2.0		500	50		/0.1	13
U201YE	SI	200	125		200	2.0		500	200		/0.1	13
U201ZH	SI	400	125		200	2.0	400	500	200		/0.1	13
U202	SIA	400	125		100	1.0	400	500	100	85	0.1	13
KU202A	SID	3A	130		50	1.0	3A	1000	50	120		13
KU202B	SID	1A	130		50	1.0	1A	1000	50	120		13
KU202D	SID	15H	120		200	1.0	3000	1000	200	120	/0.1	13
KU202G	SID	15H	120		100	1.0	1000	1000	100	120	/0.1	13
KU202I	SID	15H	120		300	1.0	1000	1000	300	120	/0.1	13
KU202K	SID	15H	120		400	1.0	3000	1000	400	120	/0.1	13

GROUP XI, DIODES - RECTIFIERS

TYPE NUMBER	TYPE	MAXIMUM		MAXIMUM @ 25 °C			MAXIMUM			f _{Max} MHz	FIG	
		I _F @ 25 mA	T _{opr} °C	I _S @ 25°C A	PIV V	E _F MIN V	I _F mA	I _R @ μA	E _r @ T°C V			
KD202L	SID	15H	120		400	1.0	1000	1000	400	120	/0.1	13
KD202M	SID	15H	120		500	1.0	3000	1000	500	120	/0.1	13
KD202N	SID	15H	120		500	1.0	1000	1000	500	120	/0.1	13
KD202R	SID	15H	120		600	1.0	3000	1000	600	120	/0.1	13
KD202S	SID	15H	120		600	1.0	1000	1000	600	120	/0.1	13
KD202V	SID	15H	120		100	1.0	3000	1000	100	120	/0.1	13
KD202Y _L	SID	15H	120		200	1.0	1000	1000	200	120	/0.1	13
KD202Z _H	SID	15H	120		300	1.0	3000	1000	300	120	/0.1	13
D203	SIA	400	125		200	1.0	400	500	200	85	0.1	13
D204	SIA	400	125		300	1.0	400	500	300	85	0.1	13
D205	SIA	400	125		400	1.0	400	500	400	85	0.1	13
D206	SIA	100	125		100	1.0	100	100	100	125	0.1	10
D207	SIA	100	125		200	1.0	100	100	200	125	0.1	10
D208	SIA	100	125		300	1.0	100	100	300	125	0.1	10
D209	SIA	100	125		400	1.0	100	100	400	125	0.1	10
D210	SIA	100	125		500	1.0	100	100	500	125	0.1	10
D211	SIA	100	125		600	1.0	100	100	600	125	0.1	10
D214	SIA	5A	125		100	1.0	5A	3000	100	125		14
D214A	SIA	10A	125		100	1.0	10A	3000	100	125		14
D214B	SIA	2A	125		100	1.0	2000	3000	100	20	1K	14
D215	SIA	5A	125		200	1.0	5A	3000	200	125		14
D215A	SIA	10A	125		200	1.0	10A	3000	200	125		14
D215B	SIA	2A	125		200	1.0	2000	3000	200	20	1K	14
D217	SIA	100	125		800	0.5	100	50	800	20	1K	9
D218	SIA	100	125		1000	0.5	100	50	1000	20	1K	9
D219A	SIA	50	125	/1	70	1.0	50	30	70	100		2
D220	SIA	50	125	/1	50	1.5	50	20	50	100		2
D220A	SIA	50	125	/1	70	1.5	50	30	70	100		2
D220B	SIA	50	125	/1	100	1.5	50	40	100	100		2
D221	SIA	400	125		400	1.0	400	500	400	125	3K	13
D222	SIA	400	125		600	1.0	400	500	600	125	3K	13
D223	SIA	50	125	/1	50	1.0	50	50	50	125		2
D223A	SIA	50	125	/1	100	1.0	50	50	100	125		2
D223B	SIA	50	125	/1	150	1.0	50	50	150	125		2
D224	SIA	5A	125		50	1.0	5000	3000	50	20		14
D224A	SIA	10A	125		50	1.0	10A	3000	50	20		14
D224B	SIA	2A	125		50	1.0	2000	3000	50	20		14
D225	SIA	30	125		5	1.0	30		5	20		8
D226	SIA	300	125		400	1.0	300	30	400	20		9
D226A	SIA	300	125		300	1.0	300	30	300	20		9
D226B	SIA	300			400	1.0	300	300	300	80		9
D226D	SIA	300	125		100	1.0	300	300	100	80		9
D226G	SIA	300	125		200	1.0	300	300	200	80		9
D226V	SIA	300	125		300	1.0	300	300	300	80		9
D226Y _C	SIA	300	125		400	1.0	300	300	400	80		9
D229A	SIA	400	125		200	1.0	400	50	200	20		3
D229B	SIA	400	125		400	1.0	400	50	400	20		3
D229D	SIA	400	85		300	1.0	400	500	300	85		13

GROUP XI, DIODES - RECTIFIERS

TYPE NUMBER	TYPE	MAXIMUM			MAXIMUM @ 25 °C			MAXIMUM			f _{Max} MHz	FIG
		I _F @ 25 mA	T _{Op} °C	I _S @ 25°C A	PIV V	E _F @ MIN E _F V	I _F mA	I _R @ µA	E _r @ T°C V	°C		
D229E	SIA	400	85		400	1.0	400	500	400	85		13
D2296	SIA	400	85		200	1.0	400	500	200	85		13
D229V	SIA	400	85		100	1.0	400	500	100	85		13
D230A	SIA	300	125		200	1.0	300	50	200	20		9
D230B	SIA	300	125		400	1.0	300	50	400	20		9
D231,P	SIA	10A	130		300	1.0	10A	3000	300	130		14
D231A,P	SIA	10A	130		300	1.0	10A	3000	300	130		14
D232,P	SIA	10A	130		400	1.0	10A	3000	400	130		14
D232A,P	SIA	10A	130		400	1.0	10A	3000	400	130		14
D232B,P	SIA	10A	130		400	1.0	10A	3000	400	130		14
D233,P	SIA	10A	130		500	1.0	10A	3000	500	130		14
D233A	SIA	10A	125		500	1.5	10A	3000	500	20		14
D233B,P	SIA	10A	130		500	1.0	10A	3000	500	130		14
D234B,P	SIA	10A	130		600	1.0	10A	3000	600	130		14
D242,P	SI	10A	130		100	1.25	10A	3M	100	120	K1.0	14
D242A,P	SI	10A	130		100	1.0	10A	3M	100	120	K1.0	14
D242B,P	SI	5A	130		100	1.5	5A	3M	100	120	K1.0	14
D243,P	SI	10A	130		200	1.25	10A	3M	200	120	K1.0	14
D243A,P	SI	10A	130		200	1.0		3M	200	130	K1.0	14
D243B,P	SI	5A	130		200	1.5	5A	3M	200	120	K1.0	14
D244,P	SI	10A	130		50	1.25		3M	50	130	K1.0	14
D244A,P	SI	10A	130		50	1.0		3M	50	130	K1.0	14
D244B,P	SI	5A	130		50	1.5		3M	50	130	K1.0	14
D245	SI	10A	130		300	1.25	10A	3M	300	120	K1.0	14
D245A	SI	10A	130		300	1.0	10A	3M	300	120	K1.0	14
D245B	SI	5A	130		300	1.5	5A	3M	300	120	K1.0	14
D246	SI	10A	130		400	1.25	10A	3M	400	120	K1.0	14
D246A	SI	10A	130		400	1.0	10A	3000	400	120		14
D246B	SI	5A	130		400	1.5	5A	3M	400	120	K1.0	14
D247	SI	10A	130		500	1.25	10A	3M	500	120	K1.0	14
D247B	SI	5A	130		500	1.5	5A	3M	500	120	K1.0	14
D248B	SI	5A	130		600	1.5	5A	3000	600	120		14
D302	GEA	1A	70		200	0.25	1A	1000	200	20	50K	16
D302A	SI	1A	55		200	0.3	1A	3700	50	55		16
D303	GEA	3A	70		150	0.3	3A	1000	150	20	50K	16
D303A	SI	3A			150	0.35	3A	5M	50	55		16
D304	GEA	5A	70		100	0.3	5A	3000	100	20	50K	16
D305	GEA	10A	70		50	0.35	10A	3000	50	20	50K	16
D310	GEA	500	70		20			100	20	70		7
D311	GE	40	70		30	0.4	10	100	30			2
D311A	GE	80	70		30	0.4	10	100	30			2
D311B	GE	20	70		30	0.5	10	100	30			2
D312	GEM	50	70		100	0.5	10	100	100	20		2
D312A	GEM	50	70		75	0.5	10	100	75	20		2
D312B	GE	50	60		100	0.5	50	100	100	25		2
KTS401A	SI	400	70	5A	500	2.5	300	100	500	25		21
KTS401B	SI	500	70	5A	500	2.5	400	100	500	25		22
GD402A	GE	25	60		15	0.5	25	100	15	25		2

GROUP XI, DIODES - RECTIFIERS

TYPE NUMBER	TYPE	MAXIMUM		MAXIMUM @ 25 °C			MAXIMUM			f _{Max} MHz	FIG
		I _F @25 mA	T _{opr} °C	I _S @25°C A	PIV V	E _F * MIN V	E _F @ mA	I _R @ µA	E _r @ T°C V		
GD402B	GE	25	60		15	0.5	25	100	15	25	2
KD503A	SIM	20	100		3	1.0	10	4	30	30	1
KD503B	SIM	20	100		3	1.2	10	4	30	30	1
GD507A	GE	16	60		20	0.5	16	50	20	25	2
D1001	GE	100	80		2000	6.5	100	150	2000		/0.1 17
D1001A	GE	100	80		1000	3.5	100	150	1000		/0.1 17
D1002	GE	300	80		2000	7.5	300	300	2000		/0.1 17
D1002A	GE	300	80		1000	4.0	300	300	1000		/0.1 17
D1003A	GE	300	80		500	2.0	300	300	500		/0.1 17
D1004	SIA	100	125		2000	4.0	100	100	2000	20	20A
D1005A	SIA	50	125		4000	4.0	50	100	4000	20	20A
D1005B	SIA	100	125		4000	6.0	100	100	4000	20	20B
D1006	SIA	100	125		6000	6.0	100	100	6000	20	20B
D1007	SIA	75	125		8000	6.0	100	100	8000	20	20B
D1008	SIA	50	125		10K	6.0	100	100	10K	20	20B
D1009	SIA	100	125		2000	7.0	100	100	2000	20	18A
D1009A	SIA	100	125		1000	3.5	300	100	1000	20	19
D1010	SIA	300	125		2000	1.1	300	100	2000	20	18B
D1010A	SIA	300	125		1000	5.5	300	100	1000	20	19
D1011A	SIA	300	125		500	2.5	300	100	500	20	19
D1602A	GE	300	70		200	1.0	300	1	200		
D1602B	GE	300	70		300	1.0	300	1	300		
D1602V	GE	300	70		400	1.0	300	1	400		
DG-TS1	* GEP	16	70	/1	50	*1.0	2	1000	50	20	6
DG-TS2	* GEP	16	70	/1	75	*1.0	4	500	50	20	6
DG-TS3	* GEP	25			50	1.0	2	100	50	20	6
DG-TS4	* GEP	16	70	/1	100	*1.0	2	800	75	20	6
DG-TS5	* GEP	16	70	/1	100	*1.0	1	250	75	20	6
DG-TS6	* GEP	16	70	/1	125	*1.0	1	800	100	20	6
DG-TS7	* GEP	16	70	/1	125	*1.0	1	250	100	20	6
DG-TS8	* GEP	25	70	/1	50	*1.0	10	500	30	20	6
DG-TS9	GEP	50	70	/1	45	*1.0	10	100	10	20	6
DGTS10	GEP	50	70	/1	45	*1.0	5	60	10	20	150 6
DGTS12	GEP	16	70		30	1.0				150	6
DGTS13	GEP	16	70		30	1.0					6
DGTS14	GEP	16	70		50	1.0					6
DGTS15	GEP	50	70		150	1.0	1	800	150	20	6
DGTS16	GEP	50	70		150	1.0	1	250	150	20	6
DGTS17	* GEP	50	70		200	*1.0	1	800	200	20	6
DGTS21	* GEA	300	70		50	0.5	300	300	50	20	50K 3
DGTS22	* GEA	300	70		100	0.5	300	300	100	20	50K 3
DGTS23	* GEA	300	70		150	0.5	300	300	150	20	50K 3
DGTS24	* GEA	300	70		200	0.5	300	300	200	20	50K 3
DGTS25	* GEA	100	70		300	0.3	100	300	300	20	50K 3
DGTS26	* GEA	100	70		350	0.3	100	300	350	20	50K 3
DGTS27	* GEA	100	70		400	0.3	100	300	400	20	50K 3

GROUP XI-A, DIODES-SWITCHING												
TYPE NUMBER	KIND	TYPE	SWITCH RANGE		MAXIMUM CURRENT				SWITCH TIME		CAPACITY pF	FIG
			MIN V	MAX V	SWITCH OFF mA	ON mA	I _F mA	LEAKAGE μA	OFF μs	ON μs		
			D227-A	SWI	SI4	10	20	15	5	200		
D227-B	SWI	SI4	14	28	15	5	200	100	10	0.5	100	13
D227-D	SWI	SI4	40	80	15	5	200	100	10	0.5	100	13
D227-G	SWI	SI4	28	56	15	5	200	100	10	0.5	100	13
D227-L	SWI	SI4	100	200	15	5	200	100	10	0.5	100	13
D227-V	SWI	SI4	20	40	15	5	200	100	10	0.5	100	13
D227Y _E	SWI	SI4	56	112	15	5	200	100	10	0.5	100	13
D227-ZH	SWI	SI4	80	160	15	5	200	100	10	0.5	100	13
D228-A	SWI	SI4	10	20	15	1	50	60	5	0.1	80	9
D228-B	SWI	SI4	14	28	15	1	50	60	5	0.1	80	9
D228-D	SWI	SI4	40	80	15	1	50	60	5	0.1	80	9
D228-G	SWI	SI4	28	56	15	1	50	60	5	0.1	80	9
D228-I	SWI	SI4	100	200	15	1	50	60	5	0.1	80	9
D228-V	SWI	SI4	20	40	15	1	50	60	5	0.1	80	9
D228Y _E	SWI	SI4	56	112	15	1	50	60	5	0.1	80	9
D228-ZH	SWI	SI4	80	160	15	1	50	60	5	0.1	80	9

GROUP XI-B, DIODES-TUNNEL									
TYPE NUMBER	KIND	TYPE	MAXIMUM		MIN	V _{FM}		CAP pF	FIG
			I _p mA	I _p /I _v	V _p mV	MIN mV	MAX mV		
AI-101A	TUN	GAS	1	5	160			3	23F
AI-101B	TUN	GAS	1	5	160			6	23F
AI-101D	TUN	GAS	2	6	160			6	23F
AI-101G	TUN	GAS	2	6	160			4	23F
AI-101I	TUN	GAS	5	6	180			10	23F
AI-101V	TUN	GAS	2	6	160			2	23F
AI-101Y _E	TUN	GAS	5	6	180			3	23F
AI-101Z _H	TUN	GAS	5	6	180			6	23F
AI-201A	TUN	GAS	10	10	200			4	23F
AI-201B	TUN	GAS	10	10	180			6	23F
AI-201D	TUN	GAS	20	10	200			7	23F
AI-201G	TUN	GAS	20	10	210			4	23F
AI-201I	TUN	GAS	50	10	260			15	23F
AI-201K	TUN	GAS	H1	10	330			15	23F
AI-201L	TUN	GAS	H1	10	330			40	23F
AI-201V	TUN	GAS	10	10	180			10	23F
AI-201Y _E	TUN	GAS	20	10	200			12	23F
AI-201Z _H	TUN	GAS	50	10	260			8	23F
1I-302A	TUN	GE	2.3	4.5	60		400	80	23A
1I-302B	TUN	GE	5.8	4.5	60		400	150	23A
1I-302G	TUN	GE	17	4.5	60		400	200	23A
1I-302V	TUN	GE	11.5	4.5	60		400	180	23A
3I-301A	TUN	GAS	2	8	180	650		12	23F
3I-301B	TUN	GAS	5	8	180	850	1150	25	23F
3I-301G	TUN	GAS	10	8	180	800		50	23F
3I-301V	TUN	GAS	5	8	180	1000	1300	25	23F

GROUP XI-C, DIODES-SWITCH CONTROL

TYPE NUMBER	KIND	TYPE	VOLTAGE		MAXIMUM CURRENTS			POWER		TIME MAX		TEMP		FIG	
			SWITCH MAX V	RES. MIN V	CONT. MAX mA	SWITCH OFF mA	ON A	LEAK mA	MAX W	K_{θ} mW/°C	OFF μ s	ON μ s	MIN (-)°C		MAX (+)°C
D235A	CON	SI	40	2	20	100	2	1	4	120	5	35	60	125	15
D235B	CON	SI	100	2	20	100	2	1	4	120	5	35	60	125	15
D235G	CON	SI	100	2	20	100	2	1	4	120	5	35	60	125	15
D235V	CON	SI	40	2	20	100	2	1	4	120	5	35	60	125	15
D238A	CON	SI	50	2				10	20	330	10	35	50	100	33
D238B	CON	SI	100	2				10	20	330	10	35	50	100	33
D238D	CON	SI	100	2				10	20	330	10	35	50	100	33
D238G	CON	SI	50	2				10	20	330	10	35	50	100	33
D238V	CON	SI	150	2				10	20	330	10	35	50	100	33
D238YE	CON	SI	150	2				10	20	330	10	35	50	100	33

GROUP XI-D, DIODES-VARACTORS

TYPE NUMBER	KIND	TYPE	MAXIMUM		CAPACITY @ 4V				Q	POWER MAX mW	TEMP		FIG
			VOLTS V	I_R μ A	MIN pF	MAX pF	TC	EXP (-)			MIN (-)°C	MAX (+)°C	
D901A	VAR	SI	80	1 22	32	5	4	25	250	60	125	7	
D901B	VAR	SI	45	1 22	32	5	4	30	250	60	125	7	
D901D	VAR	SI	80	1 34	44	5	4	25	250	60	125	7	
D901G	VAR	SI	45	1 28	38	5	4	30	250	60	125	7	
D901V	VAR	SI	80	1 28	38	5	4	25	250	60	125	7	
D901YE	VAR	SI	45	1 34	44	5	4	30	250	60	125	7	
D902	VAR	SI	25	6	12			30	250				

GROUP XI-E MISCELLANEOUS DIODES

TYPE NUMBER	KIND	TYPE	CURRENT			VOLTAGE		MAX. CAP. pF	SWITCHING			POWER mW
			I_F mA	I_S mA	I_R μ A	V_F V	V_R V		RATIO	DAMP. dB	t_{rr} ns	
1A501A	PIN				0.5			0.1	150	0.8		100
1A501G	PIN				0.5			0.16	150	0.8		100
1A501I	PIN				0.5			0.07	150	0.8		100
1A504A	PIN				100			0.9	500	0.5		25H
1A504B	PIN				100			0.9	200	0.8		25H
GI401A	BWD	GE	0.3		40H	0.33	/0.1	2.5				
GI401B	BWD	GE	0.3		56H	0.33	/0.1	5.0				
KD901B	2DA	SI	10		0.2	0.7		4.0				
KD901A	1DA	SI	10		0.2	0.7		4.0				
KD901G	4DA	SI	10		0.2	0.7		4.0				
KD901V	3DA	SI	10		0.2	0.7		4.0				
KD902D	1DA	SI	1.0		0.2	0.85		2.0				
KD902I	4DA	SI	1.0		0.2	0.85		2.0				
KD902ZH	3DA	SI	1.0		0.2	0.85		2.0				
KD902YE	2DA	SI	1.0		0.2	0.85		2.0				
KD903A	8DA	SI	1.0	350	0.5	1.2		10.0			150	
KD903B	8DA	SI	75	350	0.5	1.2		10.0			150	
KD904A	1DA	SI	1.0		0.2	0.8		2.5				
KD904B	2DA	SI	1.0		0.2	0.8		2.5				
KD904D	3DA	SI	1.0		0.2	0.8		2.5				
KD904G	4DA	SI	1.0		0.2	0.8		2.5				
KD904V	3DA	SI	1.0		0.2	0.8		2.5				
KD904YE	4DA	SI	1.0		0.2	0.8		2.5				
KU906	4DA	SI	50		1.0	1.0	75					
KU907	DA	SI	50		6.0	1.0		6.0				6
KD909	8DA	SI	200	800			40	5.0				50

GROUP XII-A SILICON CONTROLLED RECTIFIERS

TYPE NUMBER	KIND	TYPE	MAX. FORWARD CURRENT					PIV V	MAXIMUM					I _R mA	FIG
			NONE	AIR-COOL		WATER-COOL			POWER W	GATE PULSE			WIDTH μs		
				WITH RAD	FORCED AIR RAD	2L/m	5L/m			V	A	μs			
VKU-10-0.25	SCR	SI4	1	5	10			50	20	1.25	20	1.0	20	20	24
VKU-10-0.5	SCR	SI4	1	5	10			100	20	1.25	20	1.0	20	20	24
VKU-10-0.75	SCR	SI4	1	5	10			150	20	1.25	20	1.0	20	20	24
VKU-10-1.0	SCR	SI4	1	5	10			200	20	1.25	20	1.0	20	20	24
VKU-10-1.5	SCR	SI4	1	5	10			250	20	1.25	20	1.0	20	20	24
VKU-10-2.0	SCR	SI4	1	5	10			400	20	1.25	20	1.0	20	20	24
VKU-10-2.5	SCR	SI4	1	5	10			500	20	1.25	20	1.0	20	20	24
VKU-10-3.0	SCR	SI4	1	5	10			600	20	1.25	20	1.0	20	20	24
VKU-20-0.25	SCR	SI4	3	10	20			50	20	1.25	20	1.0	20	20	25
VKU-20-0.5	SCR	SI4	3	10	20			100	20	1.25	20	1.0	20	20	25
VKU-20-0.75	SCR	SI4	3	10	20			150	20	1.25	20	1.0	20	20	25
VKU-20-1.0	SCR	SI4	3	10	20			200	20	1.25	20	1.0	20	20	25
VKU-20-1.5	SCR	SI4	3	10	20			250	20	1.25	20	1.0	20	20	25
VKU-20-2.0	SCR	SI4	3	10	20			400	20	1.25	20	1.0	20	20	25
VKU-20-2.5	SCR	SI4	3	10	20			500	20	1.25	20	1.0	20	20	25
VKU-20-3.0	SCR	SI4	3	10	20			600	20	1.25	20	1.0	20	20	25
VKU-50-0.25	SCR	SI4	15	32	50			50	30	1.87	20	1.5	20	20	25
VKU-50-0.5	SCR	SI4	15	32	50			100	30	1.87	20	1.5	20	20	25
VKU-50-0.75	SCR	SI4	15	32	50			150	30	1.87	20	1.5	20	20	25
VKU-50-1.0	SCR	SI4	15	32	50			200	30	1.87	20	1.5	20	20	25
VKU-50-1.5	SCR	SI4	15	32	50			250	30	1.87	20	1.5	20	20	25
VKU-50-2.0	SCR	SI4	15	32	50			400	30	1.87	20	1.5	20	20	25
VKU-50-2.5	SCR	SI4	15	32	50			500	30	1.87	20	1.5	20	20	25
VKU-50-3.0	SCR	SI4	15	32	50			600	30	1.87	20	1.5	20	20	25
VKU100-0.25	SCR	SI4		22	100			50	40	2.5	20	2.0	20	20	26
VKU100-0.5	SCR	SI4		22	100			100	40	2.5	20	2.0	20	20	26
VKU100-0.75	SCR	SI4		22	100			150	40	2.5	20	2.0	20	20	26
VKU100-1.0	SCR	SI4		22	100			200	40	2.5	20	2.0	20	20	26
VKU100-1.5	SCR	SI4		22	100			250	40	2.5	20	2.0	20	20	26
VKU100-2.0	SCR	SI4		22	100			400	40	2.5	20	2.0	20	20	26
VKU100-2.5	SCR	SI4		22	100			500	40	2.5	20	2.0	20	20	26
VKU100-3.0	SCR	SI4		22	100			600	40	2.5	20	2.0	20	20	26
VKUV-100-0.25	SCR	SI4	15			60	100	50	40	2.5	20	2.0	20	20	27
VKUV-100-0.5	SCR	SI4	15			60	100	100	40	2.5	20	2.0	20	20	27
VKUV-100-0.75	SCR	SI4	15			60	100	150	40	2.5	20	2.0	20	20	27
VKUV-100-1.0	SCR	SI4	15			60	100	200	40	2.5	20	2.0	20	20	27
VKUV-100-1.5	SCR	SI4	15			60	100	250	40	2.5	20	2.0	20	20	27
VKUV-100-2.0	SCR	SI4	15			60	100	400	40	2.5	20	2.0	20	20	27
VKUV-100-2.5	SCR	SI4	15			60	100	500	40	2.5	20	2.0	20	20	27
VKUV-100-3.0	SCR	SI4	15			60	100	600	40	2.5	20	2.0	20	20	27
2U-101A	SCR	TRI		.05				40							
2U-101B	SCR	TRI		.05				40							
2U-101D	SCR	TRI		.05				150							
2U-101G	SCR	TRI		.05				80							
2U-101V	SCR	TRI		.05				80							

GROUP XII-A SILICON CONTROLLED RECTIFIERS

TYPE NUMBER	KIND	TYPE	MAX. FORWARD CURRENT				PIV	MAXIMUM					I _R mA	FIG	
			NONE	AIR-COOL		WATER-COOL		POWER		GATE PULSE					
				WITH RAD	FORCED AIR RAD	2L/m		5L/m	W	GATE W	V	A			WIDTH μs
2U-101YE	SCR	TRI	.05				150								
KU-201A	SCR	TRI	2				25								
KU-201B	SCR	TRI	2				25								
KU-201D	SCR	TRI	2				100								
KU-201G	SCR	TRI	2				50								
KU-201I	SCR	TRI	2				200								
KU-201K	SCR	TRI	2				300								
KU-201L	SCR	TRI	2				300								
KU-201V	SCR	TRI	2				50								
KU-201YE	SCR	TRI	2				100								
KU-201ZH	SCR	TRI	2				200								
KU-202A	SCR	TRI	10				25	20	1.5	10			5	15	
KU-202B	SCR	TRI	10				25	20	1.5	10			5	15	
KU-202D	SCR	TRI	10				100	20	1.5	10			5	15	
KU-202G	SCR	TRI	10				50	20	1.5	10			5	15	
KU-202I	SCR	TRI	10				200	20	1.5	10			5	15	
KU-202K	SCR	TRI	10				300	20	1.5	10			5	15	
KU-202L	SCR	TRI	10				300	20	1.5	10			5	15	
KU-202M	SCR	TRI	10				400	20	1.5	10			5	15	
KU-202N	SCR	TRI	10				400	20	1.5	10			5	15	
KU-202V	SCR	TRI	10				50	20	1.5	10			5	15	
KU-202YE	SCR	TRI	10				100	20	1.5	10			5	15	
KU-202ZH	SCR	TRI	10				200	20	1.5	10			5	15	

GROUP XIII, DIODES - REGULATORS												
TYPE NUMBER	KIND	TYPE	MAXIMUM			TYPICAL			MAX Z Ω	TC %/°C	K _θ mW/°C	FIG
			I _Z mA	T _{opr} °C	P _Z mW	E _Z V	ΔE _Z %	I _Z mA				
D6	REG	SI	18	150	125	6.5		5.0	10	.03		
D7	REG	SI	18	150	125	7.5		5.0	10	.06		
D8	REG	SI	14	150	125	8.5		5.0	10	.07		
KS133A	REG	SI	81	100	300	3.3	10	10.0	65	.1		12
KS139A	REG	SI	70	100	300	3.9	10	10.0	60	.1		12
KS147A	REG	SI	58	100	300	4.7	10	10.0	56	.08		12
KS156A	REG	SI	55	100	300	5.6	10	10.0	46	.05		12
KS168A	REG	SI	45	100	300	6.8	10	10.0	28	.06		12
KS194A	REG	SI		60		9.4	5		18	.005		
KS194B	REG	SI		60		9.4	5		18	.003		
KS194G	REG	SI		60		9.4	5		18	.001		
KS194V	REG	SI		60		9.4	5		18	.001		
KS211B	REG	SI	33	120	280	11.0	20	10.0	15	.02		33
KS211D	REG	SI	33	120	280	11.0	15	10.0	15	.005		33
KS211G	REG	SI	33	120	280	11.0	15	10.0	15	.01		33
KS211V	REG	SI	33	120	280	11.0	20	10.0	15	.02		33
KS620A	REG	SI	42	100	5W	120	15	50	150	.2		33
KS630A	REG	SI	38	100	5W	130	15	50	180	.2		33
KS650A	REG	SI	33	100	5W	150	15	25	255	.2		33
KS680A	REG	SI	28	100	5W	180	15	25	230	.2		33
D808	REG	SI	33	125	280	7.7	10	5.0	6	.07	3	17
D809	REG	SI	29	125	280	8.7	10	5.0	10	.08	3	17
D810	REG	SI	26	125	280	9.7	10	5.0	12	.09	3	17
D811	REG	SI	23	125	280	11.0	10	5.0	15	.095	3	17
D813	REG	SI	20	125	280	12.7	10	5.0	18	.095	3	17
D814-A	REG	SI	40	125	340	7.8	10	5.0	6	.07		5
D814-B	REG	SI	36	125	340	8.8	10	5.0	10	.08		5
D814-D	REG	SI	24	125	340	12.8	10	5.0	18	.095		5
D814-G	REG	SI	29	125	340	11.0	10	5.0	15	.095		5
D814-V	REG	SI	32	125	340	9.8	10	5.0	12	.09		5
D815A,P	REG	SI	14H	125	8W	5.6	10	50.0	/1	.045		13
D815B,P	REG	SI	11H	125	8W	6.8	10	50.0	/1	.05		13
D815D,P	REG	SI	650	125	8W	12.0	10	50.0	2	.09		13
D815G,P	REG	SI	800	125	8W	10.0	10	50.0	2	.08		13
D815I	REG	SI	14H	125	8W	4.7	10	50	/1	.005		13
D815V,P	REG	SI	950	125	8W	8.2	10	50.0	1	.07		13
D815YE,P	REG	SI	550	125	8W	15.0	10	50.0	3	.10		13
D815ZH,P	REG	SI	450	125	8W	18.0	10	50.0	3	.11		13
D816A,P	REG	SI	230	125	5W	22	10	10.0	7	.12		13
D816B,P	REG	SI	180	125	5W	27	10	10.0	8	.12		13
D816D,P	REG	SI	110	125	5W	47	10	10.0	15	.12		13
D816G,P	REG	SI	130	125	5W	39	10	10.0	12	.12		13
D816V,P	REG	SI	150	125	5W	33	10	10.0	10	.12		13
D817A,P	REG	SI	90	125	5W	56	10	5.0	35	.14		13
D817B,P	REG	SI	75	125	5W	68	10	5.0	40	.14		13
D817G,P	REG	SI	50	125	5W	100	10	5.0	50	.14		13
D817V,P	REG	SI	60	125	5W	82	10	5.0	45	.14		13
D818A	REG	SI	33	120	300	9.0		11.0	18	.02	70	8
D818B	REG	SI	33	120	300	9.0		11.0	18	.02	70	8
D818D	REG	SI	33	120	300	9.0		11.0	18	.002	70	8
D818G	REG	SI	33	120	300	9.0		11.0	18	.005	70	8
D818V	REG	SI	33	120	300	9.0		11.0	18	.01	70	8
D818YE	REG	SI	33	120	300	9.0		11.0	18	.001	70	8
SK1-5.6/1000	REG	SI		65	10W	5.6		1A	/1	.045		24
SK1-6.8/1000	REG	SI		65	10W	6.8		1A	1	.05		24

GROUP XIII, DIODES - REGULATORS												
TYPE NUMBER	KIND	TYPE	MAXIMUM			TYPICAL			MAX Z Ω	TC %/°C	K _θ mW/°C	FIG
			I _Z mA	T _{Opr} °C	P _Z mW	E _Z V	ΔE _Z %	I _Z mA				
SK1-8.2/1000	REG	SI	65	10W	8.2	1A	2	.07	24			
SK1-10/500	REG	SI	65	10W	10.0	500	2	.08	24			
SK1-12/500	REG	SI	65	10W	12.0	500	3	.09	24			
SK1-15/500	REG	SI	65	10W	15.0	500	4	.10	24			
SK1-18/500	REG	SI	65	10W	18.0	500	4	.11	24			
SK1-22/150	REG	SI	65	10W	22.0	150	7	.11	24			
SK1-24/150	REG	SI	65	10W	24.0	150	8	.12	24			
SK1-28/150	REG	SI	65	10W	28.0	150	12	.12	24			
SK1-30/150	REG	SI	65	10W	30.0	150	30	.12	24			
SK1-36/150	REG	SI	65	10W	36.0	150	45	.12	24			
SK1-43/150	REG	SI	65	10W	43.0	150	60	.12	24			
SK1-51/150	REG	SI	65	10W	51.0	150	70	.12	24			
SK1-62/50	REG	SI	65	10W	62.0	50	80	.14	24			
SK1-75/50	REG	SI	65	10W	75.0	50	100	.14	24			
SK1-95/50	REG	SI	65	10W	91.0	50	100	.14	24			
SK1-110/50	REG	SI	65	10W	110.0	50	110	.14	24			
SK1-120/50	REG	SI	65	10W	120.0	50	112	.14	24			
SK1-150/50	REG	SI	65	10W	150.0	50	150	.15	24			
SK1-180/50	REG	SI	65	10W	180.0	50	150	.15	24			
SK1-220/25	REG	SI	65	10W	220.0	25	300	.15	24			
SK1-270/25	REG	SI	65	10W	270.0	25	400	.15	24			
SK1-300/25	REG	SI	65	10W	300.0	25	500	.15	24			
SK2-5.6/2000	REG	SI	65	15W	5.6	2A	/1	.04	25			
SK2-6.8/2000	REG	SI	65	15W	6.8	2A	1	.05	25			
SK2-8.2/2000	REG	SI	65	15W	8.2	2A	2	.7	25			
SK2-10/1000	REG	SI	65	15W	10.0	2A	2	.08	25			
SK2-12/1000	REG	SI	65	15W	12.0	1A	2	.09	25			
SK2-15/1000	REG	SI	65	15W	15.0	1A	3	.10	25			
SK2-18/700	REG	SI	65	15W	18.0	700	4	.11	25			
SK2-22/300	REG	SI	65	15W	22.0	300	5	.12	25			
SK2-24/300	REG	SI	65	15W	24.0	300	6	.12	25			
SK2-28/300	REG	SI	65	15W	28.0	300	8	.12	25			
SK2-30/300	REG	SI	65	15W	30.0	300	25	.12	25			
SK2-36/300	REG	SI	65	15W	36.0	300	30	.12	25			
SK2-43/300	REG	SI	65	15W	43.0	300	35	.12	25			
SK2-51/200	REG	SI	65	15W	51.0	200	45	.12	25			
SK2-62/200	REG	SI	65	15W	62.0	200	60	.14	25			
SK2-75/100	REG	SI	65	15W	75.0	100	80	.14	25			
SK2-91/100	REG	SI	65	15W	91.0	100	90	.14	25			
SK2-120/100	REG	SI	65	15W	120.0	100	100	.14	25			
SK2-150/100	REG	SI	65	15W	150.0	100	120	.14	25			
SK2-180/100	REG	SI	65	15W	180.0	100	200	.15	25			
SK2-220/50	REG	SI	65	15W	220.0	50	300	.15	25			
SK2-270/50	REG	SI	65	15W	270.0	50	350	.15	25			
SK2-300/50	REG	SI	65	15W	300.0	50	450	.15	25			
2S-156A	REG	SI	55	120	300	5.6 10	10	46	.05	12		
2S-168A	REG	SI	45	120	300	6.8 10	10	28	.06	12		
2S920A,P	REG	SI	42	130	5W	120	5	100	.16	13		
2S930A,P	REG	SI	38	130	5W	130	5	120	.16	13		
2S950A,P	REG	SI	33	130	5W	150	2.5	170	.16	13		
2S980A,P	REG	SI	28	130	5W	180		220	.16	13		

GROUP XIV, DIODES - MIXERS AND DETECTORS

TYPE NUMBER	KIND	TYPE	TYPICAL WAVE- LENGTH cm	MAXIMUM								MIN CUR SENS A/W	OPR TEMP		FIG		
				RES Ω	L _c dB	NF ₀ dB	VSWR	PULSE PWR		PULSE ENERGY			MIN	MAX			
								CONT mW	PEAK mW	CONT erg	PEAK erg					(-)°C	(+)°C
2A201A				1K						20		5.5					
2A202A				1K						20		2.5					
D3A	VID	SI	3.2	950			2.5	50	300				60	70	20		
D3B	VID	SI	9.8	950			2.5	50	300				60	70	20		
D401	MIX	GE	8.5	1K	13.0				15				5	50	29		
D402	MIX	SI		650	10.0	2.5	3.0	10		0.02			60	85			
D403A	MIX	GE	9.8	700	9.0	3.0	3.0		150	0.15			60	100	20		
D403B	MIX	GE	9.8	600	8.5	3.0	3.5		150	0.15			60	100	20		
D403V	MIX	GE	9.8	600	9.0		2.8		150	0.15			60	100	20		
D404	MIX	SI		520	8.5	2.5	2.5	10	80	0.02	1.5		60	85			
D405	MIX	SI		400	7.0		2.0		80	0.6	1.5		60	100	31		
D405A	MIX	SI		350	6.0		1.7		80	1.0	1.5		60	100	31		
D405AP	MIX	SI		350	6.0		1.7		80	1.0	1.5		60	100	31		
D405B	MIX	SI		330	8.0		1.4		80	1.0	1.5		60	100	31		
D405BP	MIX	SI		330	8.0		1.4		80	1.0	1.5		60	100	31		
D406	MIX	SI						40	300	0.1			60	100	30		
D408	MIX	SI	9.8	390	6.0		1.3	100	500		0.5		60	125	30		
D501		SI	H.2										60	100	30		
D602A	VID	GE	3.2	600			3.2		50			1.5	60	85	28		
D602B	VID	GE	3.2	900			3.2		50			1.5	60	85	28		
D602V	VID	GE	3.2	900			3.2		50			4.0	60	85	28		
D603	VID	SI	9.8	900			2.0		200			4.0	60	100	30		
D604	VID	SI	3.0	900			2.0		10			2.5	60	100	30		
D605	MIX	SI	3.2					600	2K				60	85	30		
D607				12H					5			4.0					
D607A				12H					5			3.5					
D608				12H								4.0					
D609				2K					2			4.0					
DG-S1	MIX	GE	9.8	400	8.5	3.0	3.0	80	250	0.1	3.0		60	70	28		
DG-S2	MIX	GE	9.8	400	6.5	3.0	3.0	80	250	0.1	3.0		60	70	28		
DG-S3	MIX	GE	3.2	400	8.5	3.0	3.5	80	250	0.1	3.0		60	70	28		
DG-S4	MIX	GE	3.2	400	6.5	3.0	3.0	50	250	0.1	3.0		60	70	28		
DK-I1	DET	SI	9.8						200			0.5	50	70	30		
DK-I2	DET	SI	3.2						200			0.2	50	70	30		
DK-S1	MIX	SI	9.8	400	8.5	2.7	3.5	80	200	0.1	2.0		60	70	30		
DK-S2	MIX	SI	9.8	400	6.5	2.0	3.0	50	100	0.06	2.0		60	70	30		
DK-S3	MIX	SI	3.2	400	8.5	2.7	3.0	50	200	0.06	0.6		60	70	30		
DK-S4	MIX	SI	3.2	400	6.5	2.7	2.5	30	100	0.06	0.3		60	70	30		
DK-S5	MIX	SI	2.0	400	8.0	2.5	3.0	30	200	0.06	0.2		60	70	28		
DK-S7	MIX	SI	3.2	900	7.0	2.0	2.0	50		0.15			60	80	28		
DK-S7M	MIX	SI	3.0	700	6.5	2.0		100		0.3			60	80	30		
DK-V1	VID	SI	9.8	15K				50	200			0.8	50	70	20		
DK-V2	VID	SI	9.8	10K				50	100			1.2	50	70	20		
DK-V3	VID	SI	3.2	15K				50	200			0.4	50	70	20		
DK-V4	VID	SI	3.2	10K				50	100			0.8	50	70	20		
DK-V5	VID	SI	9.8	10K				50	200			0.8	50	70	30		
DK-V6	VID	SI	9.8	25K				50	200			0.8	50	70	30		
DK-V7	VID	SI	3.2	10K				50	200			0.4	50	70	30		
DK-V8	VID	SI	3.2	15H			3.0	50			0.3		60	70	28		
DK-V11	VID	SI		10K			2.5	50				1.5	50	70	28		

GROUP XV, DIODES-PHOTOCONDUCTIVE DEVICES

TYPE NUMBER	KIND	MAXIMUM			DARK		SENSITIVITY			T.C.	TIME CONT. μ s	TEMP		WEIGHT gm	K AREA mm ²	
		VOLTS	CUR.	POWER	RESISTANCE	CURRENT	μ A	μ mV	MAX	CUT OFF			MIN			MAX
		v	μ A	mW	M Ω	μ A		μ	μ	%/°C		(-)°C	(+)°C			
FS-AG	PBS	15			0.04		500	2.1	2.7	1.5		60	60		24	
FS-A0	PBS	15			0.04		500	2.1	2.7	1.5		60	60		24	
FS-AV	PBS	100			0.01		500	2.1	2.7	1.5		60	60		96	
FS-D0	CDSE	200			20.0		20K	0.75	1.2	2.0		60	40		25	
FS-KG	CDS				3.3		6000	0.64	0.9	0.2		60	80		25	
FS-K0	CDS	300			3.3		1200	0.52	0.9	0.12		60	80		25	
FS-KV	CDS	200			1.6		6000	0.64	0.9	0.2		60	80		50	
FD-1	GE	15	800	15			30	20	1.4	1.7		10	0	40	1.0	20
FDK-1	SI	20					3	3	0.9	1.3		10	0	40	0.02	
FS-A1	PBS	15			0.04		500	2.1	2.7	1.5		60	60		24	
FS-D1	CDSE	20	15H	50	2.0		20M	0.75	1.2	2.0		60	40		25	
FS-K1	CDS	400			3.3		6000	0.64	0.9	0.2		60	80		25	
FSA-G1	PBS	75			0.05		500	2.1	2.7	1.5	40	60	60	19.5	30	
FSU-G1	CDSE	20	2K	50	20.0		1		0.75	1.2						
FSK-G1	CDS	50	15H	120	0.5		10	1200	0.64	0.9						
FSK-P1	CDS	100	2K	100	10K		/1		0.64	0.9					25	
FT-1	GE	3		50			30	500	1.4	1.7	200	60	50	0.9		
FTG-1	GE	15		50			1000	20	1.4	1.7		40	40	1.2	1	
FD-2	GE	30		15			25	20	1.4	1.7	10	0	40	0.85	14	
FS-2A	PBS	17			0.3				0.7	3.5		60	40		9	
FSA-G2	PBS	75			0.05		500	2.1	2.7	1.5	40	60	60	19.5	96	
FS-B2	BIS	50			0.2		250	0.7	0.9			60	60		121	
FS-K2	CDS	300			3.3		1200	0.52	0.9	0.12		60	80		25	
FSK-G2	CDS	50	4K	200	0.5		10	2400	0.64	0.9					64	
SF2-1	CDS	15	500	10	15				0.64	0.9					/1	
SF-2-2	CDS	10	15H	50	4.0		/1		0.64	0.9					60	
SF-2-4	CDS	15	750	10			1		0.64	0.9					2	
SF-2-9	CDS	25	900	125	3.3				0.64	0.9					20	
SF-2-12	CDS	15	12H	10	1.5				0.64	0.9					20	
FD-3	GE	10	250				10	20	1.4	1.7	10	0	40	0.02	9	
FS-3A	PBS	10			2.0				0.7	3.5		60	40		52	
FS-K3	CDS	300			3.3		1200	0.52	0.9	0.12		60	80		25	
SF3-1	CDSE	15	750	10	30				0.72	1.2					/1	
SF-3-b		25	750	25			/1		0.75	1.2						
FS-A4	PBS	15			0.04		500	2.1	2.7	1.5		60	60		24	
FS-K4	CDS	300			2.0		6000	0.64	0.9	0.2		60	80		24	
SF-4-1		200		25	0.01		15					60	40			
FS-K5	CDS	300			10.0		3000	0.64	0.9	0.2		60	80		7	
FS-A6	PBS	30	20	10	0.05		500	2.1	2.7	1.5		60	60		115	
FS-D6	BIS	200			20.0		20M	0.75	1.2	2.0		60	40		115	
FS-K6	CDS	300			3.3		3000	0.64	0.9	0.2		60	80		115	
FS-K7	CDS	100			0.05		3500	0.64	0.9	0.2		60	80		200	
FSK-7A	CDS	50	350	350	1.0		50		0.64	0.9						
FSK-7B	CDS	50	800	350	1.0		50	1200	0.64	0.9						
FSK-G7	CDS	50	2K	350	0.5		10	700	0.64	0.9					85	
FS-K8	CDS	300			10.0		1600	0.64	0.9	0.2		60	80		15	

GROUP XVI, PHOTO AND PHOTOMULTIPLIER TUBES

TYPE NUMBER	KIND	TYPE	BULB DIMEN		CATHODE			MAXIMUM				OUTPUT SENS		DYNODES			AMPLIFICATION	
			SHAPE	DIAM mm	LGTH mm	AREA cm ²	SURF	SENS μA /m	E _b V	I _k μA	DARK I		MIN Amp/L	OPR μA V _b	DESIGN	MAT'L		NO
											Amp	(-) Exp						
F-1	PHO	VC	T	39	104		S2	100	300		1	14						
F-2	PHO	VC	T	20	67		S2	30	300		1	8	1					
F-3	PHO	VC	G	92	140		S10	70	50		1	9						
F-4	PHO	VC	T	39	104		S2	70	80		1	14						
F-5	PHO		T	42	104		S1		100		8	11						
F-6	PHO		G	33	76		S10	40	100		1	11						
F-7	PHO	VC	T	44	97		MG		300		1	11						
F-8	PHO		G	27	62		S2	80	150		1	8						
F-9	PHO	VC	G	40	88		S5	100	300		1	13						
F-10	PHO	VC	T	60	100		S5	80	300		1	12						
FEU-1	PHO		G	40	124		S2	400	250		1	7	1	220				
FEU-1B	PHM		B	80	285	44	S13	90	2000	300	1	7	3		L	AMK	11 7	
FEU-1B1V	PHM		T	80	225	44	S13	90	2500	1M	1	7	30		C	AMK	10 7	
FEU-1B2V	PHM		T	80	225	44	S13	30	2500		1	7	300		C	AMK	12 7	
FEU-1S	PHM		T	48	205	12	S13	90	1950	300	1	7	3		L	AMK	11 6	
FEU-1V	PHM		T	48	166	12	S13	90	2500	1M	1	7	30		C	AMK	10 7	
FEU-2	PHM		G	31	71		S2	400	250		1	7	1	220				
FEU-2B	PHM			150	295	155	S13	90	2000	300	1	7	3		L	AMK	11 6	
FEU-2B1V	PHM		B	80	225	44	S13	90	2500		1	7			C		12 7	
FEU-2M	PHM		T	34	130	5	S13	90	1600	300	1	7	3		L	AMK	13 5	
FEU-2V	PHM		T	50	170	12	S10	90	2500	1M	1	7	300		C	AMK	12 7	
FEU-3B	PHM		B	200	295	227	S13	90	2000	300	1	7	3		L	AMK	11 6	
FEU-3M	PHM		T	19	75	7/2	S13	90	1500	100	5	8	1		L	AMK	8 5	
FEU-4	PHM		T	38	110	2	S5	600	240		1	14					1	
FEU-5	PHM		T	34	100	2	S4	400	240		1	14					1	
FEU-11	PHM		T	52	179	16	S10	80	2500	25M	8	7	5		V	CAM	12 7	
FEU-12	PHM		T	52	179	16	S10	80	2500		8	7	5		V	CAM	12 7	
FEU-13	PHM		T	52	129	17	S13	50	2200	5M	4	7	6	2200	V	CAM	12	
FEU-14	PHM		T	52	129	17	S10	60	2200	5M	4	7	6	2200	V	CAM	12	
FEU-15	SCC		T	31	115	3	S10	25	2200	5M	4	7	6	1700	V	CAM	12	
FEU-16	SCC		T	31	115	2	S2	25	2200	5M	4	7	6	1700	V	CAM	12	
FEU-17	PHM		T	48	181	7/1	S2	20	1400	100	3	7	10	900	L		13	
FEU-17A	PHM		T	48	181	7/1	S2	20	1400	100	3	7	10	900	L		13	
FEU-18	PHM		T	48	181	7/1	S5	20	1400	100	3	7	10	900	L		13	
FEU-18A	PHM		T	48	181	7/1	S5	20	1400	100	3	7	10	900	L		13	
FEU-19M	PHM		T	48	195	9	S4	15	2600	200	1	5	1000	2600	L		13 7	
FEU-20	PHM		T	34	95	7/2	S4	20	900	100	5	11	1	900	L		8	
FEU-22	PHM		T	48	181	7/1	S1	25	2000	300	2	8	1	1400	L		13	
FEU-23	PHM			305	450	700	S10	20	2400	10			10		L	AMK	11 5	
FEU-24	SCC		T	80	230	44	S4	35	2000	200	3	7	10	1600	L		13 6	
FEU-25	PHM		T	34	109	5	S4	20	1700	100	5	8	1	1250	L		9 6	
FEU-26L	PHM		T	22	70	1	S4	20	900	75	2	8	10	2000			7	
FEU-27	PHM		T	30	108		S1	30	2000		5	9	100				1	
FEU-28	PHM		T	34	122	5	S1	20	1800	100	2	6	10				11	
FEU-29	SCC		T	48	195	9	S4	30	2300	200	3	8	10	1400	L	CAM	13 7	
FEU-30	PHM		T	67	210	20	S2	40	3500		1	4	10K	3500			14	
FEU-31	PHM		T	22	79	10	S4	20	1400	75	5	7	10	1300	L		8	
FEU-32	PHM		T	34	123	5	S10	25	1800	200	1	8	1		L	AMK	11 6	
FEU-33	SCC		T	48	195	9	S4	30	2900		1	6	100	2100	L		13 7	
FEU-34	PHM					9	S13	30	2700		1	5	1000		L		13	

GROUP XVI, PHOTO AND PHOTOMULTIPLIER TUBES

TYPE NUMBER	KIND	TYPE	BULB DIMEN			CATHODE			MAXIMUM				OUTPUT SENS		DYNODES			AMPLIFICATION
			SHAPE	DIAM	LGTH	AREA	SURF	SENS $\frac{\mu A}{\text{cm}^2}$	E_b V	I_k μA	DARK I		MIN Amp/L	OPR E_{cb}	DESIGN	MAT'L	NO	
											Amp	(-) Exp						
FEU-35	SCC	T	31	113		5	S4	30	1750		4	9	10	1100	L		8	
FEU-36	PHM		48	195		12	S4	30	2900	200	2	5	1000	2900	L		13	
FEU-37	PHM		48	178		9	S4	30	2000	200	5	6	1000	2000	L		11	
FEU-38	PHM		48	200		9	S5	90	2000	200	1	7	100		L		13	
FEU-39	PHM		48	178		9	S4	25	1800		1	6	1000	1800	L		11	
FEU-40	NSP	T	20	91			S13	30	1900		5	7	1				8	
FEU-42	NSP	T	48	205			S13	30	2200		1	7	1	1800			11	
FEU-43	NSP	T	80	290			S13	30	2200		1	7	1	1800			11	
FEU-44	NSP	B	150	310			S13	30	2200		1	7	1	1800			11	
FEU-45	NSP	B	200	340			S13	30	2200		1	7	1	1800			11	
FEU-46	NSP	T	48	130			S13	30	1800		1	10	1	1800			10	
FEU-47	NSP	T	48	169			S13	30	2500		1	7	1	2300			10	
FEU-48	NSP	T	80	230			S13	30	2500		1	7	1	2300			10	
FEU-49	PHM	B	170	220	170		S5	50	3500		1	8	10	1800			12	
FEU-50	PHM	T	89	360	23		S2	20					1000				13	
FEU-51	PHM	T	34	110		5	S5			100	3	7	100	2300			11	
FEU-52	PHM	B	80	125		45	S5	50	3000	10M	5	8	10	1700	V	CAM	12 7	
FEU-53	PHM	T	51	117		16	S4	25	2500	10M	4	7	2000	1700	V	CAM	14 7	
FEU-54	PHM	T	22	90			S4			500	8	7			V		14	
FEU-55	PHM	T	22	90		2	S10	20		500	8	7			V		14	
FEU-56	PHM	B	80	120		15	S4	30		10M	1	7			V		12	
FEU-58	PHM	T	22	90		20	S4	15		500	4	7	25		V		14	
FEU-59	PHM	T	51	107		15	S2	20		10M	2	5	20		V		14	
FEU-60	PHM	T	15	70	/1		S4	20			3	8	30	1600			10	
FEU-62	PHM	T	34	86	/1		S1	15		100	6	7	10	1800			11	
FEU-64	PHM	T	48	170	/1		S4	25		100	5	8	1000	1500			11	
FEU-67	PHM	T	22	76	/1		S2	20			5	9	3	1250			8	
FEU-70	PHM	T	34	125			S10	50	1800		6	8	100					
FEU-81	PHM	T	52	122			S10	50	1800		8	8	100					
FEU-82	PHM	T	80	152			S10	50	1800		2	8	100					
FEU-R3	PHM	T	47	109		2	S13	90	1400		1	10			C		10	
FEU-R5	PHM	T	47	109		2	S13	90	1400		1	7	1		C		10	
STSV-3	PHO	VC	G	27	62		S2	80	240		1	8	1					
STSV-4	PHO	VC	G	39	129		S2	80	240		1	7	1					
STSV-6	PHO	VC	T	27	104		S1		30		5	11						
STSV51	PHO	VC	G	30	63		S2	80	240		1	8						
TSG-1	PHO	GS	G	56	131		S1	75	240		1	7	1					
TSG-3	PHO	GS	G	27	62		S1	100	240		1	7	1					
TSG-4	PHO	GS	G	39	129		S1	100	240		1	7	1					
TSV-1	PHM	VC	G	56	131		S1	20	240		1	7	1					
TSV-3	PHO	VC	G	27	62		S1	20	240		1	7	1					
TSV-4	PHO	VC	G	39	129		S1	20	240		1	7	1					
TSV-6	PHO	VC	T	27	104		S1		30		5	11						

GROUP XVIII, THERMOCOUPLE

TYPE NUMBER	KIND	DIMENSIONS		TYPICAL		THERMO ELEC. mV	RESPONSE s	f _{max} MHz
		DIAM mm	LENGTH mm	I _H mA				
TV-2	THM	13	23	100	30	35	5	
TV-4	THM	13	23	50	30	35	5	
TV-5	THM	13	23	75	30	35	5	
TV-14	THM	13	23	250	30	15	5	
TV-15	THM	15	20	500	30	35	5	
TV-16	THM	15	20	1000	30	35	5	
TVB-1	THM	20	30	1	1/3	40	200	
TVB-2	THM	20	30	3	5	40	200	
TVB-3	THM	20	30	5	10	40	200	
TVB-4	THM	20	30	10	12	40	200	
TVB-5	THM	20	30	30	12	40	200	
TVB-6	THM	20	30	30	12	40	200	
TVB-7	THM	20	30	100	12	40	200	
TVB-8	THM	20	30	300	12	40	200	
TVB-9	THM	20	30	500	12	40	200	

GROUP XIX, THERMISTORS

TYPE NUMBER	KIND	USE	DIMEN			RESISTANCE			TEMP.		POWER		SENS Ω/mw
			LTH	DIAM	SHAPE	MIN	MAX	T.C.	MIN	MAX	MIN	MAX	
			mm	mm		Ω	Ω	%	(-) ^o C	(+) ^o C	mW	mW	
TOS-M	TMS	CON	6	3	DSC		6K	3.0		180		50	
KMT-1	TMS	MEA	13	14	CYL	20K	1M	5.1	20	180		8H	
MMT-1	TMS	MEA	13	14	CYL	1	200	2.9	70	120		4H	
ST1-17	TMS	MEA				300	22K	7.0	60	100		5H	
ST1-18			1			1/2	2200	5.0	60	300		4S	
ST1-19	TMS	MEA				3	2200	4.0	60	300		60	
ST1-21	TMS					10K	100K		60	85		60	
ST-1-21	TMS		48	12	CYL	33	100		60	85		60	
ST-1-20	TMS		60	6	CYL	200	33K		60	85			
TKI-1	TMS	MEA	5	5	CYL	5	40	0.4	40	70			
TSH-1	TMS	MEA				12S	3.4				7.0	11	
TST-1A	TMS	REG	6	18		4	20	1.4				40	
ST-2-26	TMS					1K	100K	3.0	60	125			
TKI-2	TMS	MEA	5	5	CYL	10	1000	2.6	40	70			
TP-2/0.5	REG	TMS			1	3	0.2	2.0	/1		1		
TP-2/2	REG	TMS			1	3	0.4	6.0	/1		1		
TSH-2	TMS	MEA				150	3.4				13.5	18	
ST3-17	TMS	MEA				33	340	4.5	60	100		5H	
ST3-18			/1			/1	3	4.1	90	125		1S	
ST3-19	TMS	MEA				2	15	4.5	90	125		4S	
ST-3-21	TMS					680	15K		60	85		60	
ST-3-22	TMS			40	CYL	1K	3.5		60	85	6.0	12	
ST3-23	TMS	COM				2	S	3.7	0	125		5H	
ST-3-24	TMS		/1		DSC	680	33H	3.0	60	85			
ST-3-25	TMS		/1		DSC	15H	33H	3.3	100	125	0.1	8	
ST-3-26	TMS					100	680	3.0	60	125			
TKI-3	TMS	MEA	5	5	CYL	10	20K	2.8	40	70			
KMT-4	TMS	MEA	24	7	CYL	20K	1M	5.1	20	180		8H	
MMT-4	TMS	MEA	24	7	CYL	1	200	2.9	70	120			
ST-4-15	TMS	MEA	/2	10		1500	1800	3.6	60	180		10	
MMT-5	TMS	MEA	5	14	CYL	1K	200K	2.9	70	120		4H	
MMT-6	TMS					10	1000	2.9	70	120		50	
TP-6/2	REG	TMS			4	8	0.4	6.0	/1		1		
KMT-8	TMS					100	10K	4.6	40	60			
MMT-8	TMS	COM	22	23	DSC	1	1000	2.9	40	60		10	
T8D	TMS	POW	8	3	CYL	150					10	15	20
T8E	TMS	POW	8	3	CYL	150					7	10	30
T8M	TMS	POW	8	3	CYL	200					9	11	66
T8R	TMS	POW	8	3	CYL	125					7	12	10
T8S1	TMS	POW	8	3	CYL	120					9.5	24	10
T8S1M	TMS	POW	8	3	CYL	120					9.5	24	10
T8S2	TMS	POW	8	3	CYL	150					8	19	12
T8S2M	TMS	POW	8	3	CYL	150					8	19	12
T8S3	TMS	POW	8	3	CYL	150					7	23	10
T8S3M	TMS	POW	8	3	CYL	150					7	23	10
MMT-9	TMS	COM	/3	19	DSC	10	5000	2.9	60	120		10	
T9	TMS	POW	8	3	CYL	125					7	19	10
KMT10	TMS	CON	30	6	CYL	100K	3M	5.1	0	120		2H	
KMT-11	TMS	CON	/4	/1	CYL	100K	3M	5.1	0	120		2H	
KMT-12	TMS					100	10K	4.6	40	120			
MMT-12	TMS					5	5K	2.9	40	120		3	
MMT-13	TMS		9		DSC	10	2200	2.9	60	125		0.3	
KMT-14	TMS	MEA	4	80	CYL	510	7500	4.5		300		1H	
KMT-17	TMS		5		DSC	300	20K	4.2	60	155		0.1	5H
TKP-20	TMS	POW	33	68			500	2.0				2H	
TKP-50A	TMS	POW	33	68			2000	2.3				2H	
TKP-50B	TMS	POW	33	68			750	2.3				2H	
TKP-300	TMS	POW	33	68			10K	3.5				20	

GROUP XX, STROBOTRONS

TYPE NUMBER	DIMENSIONS		VOLTAGE		POWER		FLASH CONDITIONS				LIGHT OUTPUT			LIFE				
	SHAPE	DIAM mm	LTH mm	MIN DROP V	OPER V	FIRING V	AVG W	PEAK kW	INTER RES Ω	DISCHG CAP pF	TIME μs	FLASH FREQ pps	ENERGY j	FLASH cd/s	AVG cd	PEAK cd	NO.OF FLSH	HRS
IFB300	R	8	85	240	300	1500	40	36	2.5	65H	8K	0.13	300	500		60K	10K	
IFK15-1	T	29	60	300	300		3	90	1.5	800	400	0.1	36	36		9K	2K	
IFK20	T	4	100	130	700		2	100	1.6	25H	200	0.1	20	20		100K	10K	
IFK50	T	4	20	140	200	1K	5	125	0.3	25H	400	0.1	50	70		180K	10K	
IFK120	U	5	30	180	300	1K	12	120	0.8	25H	1K	0.1	120	250		250K	10K	
IFK500	P	30	45	400	500	3500	30	65	4.0	4K	8K	0.05	500	1000		130K	10K	
IFK2000	U	9	70	250	320	2K	300	200	4.5	8K	2K	0.7	400	1200		600K	40K	
IFK20000	G	85		2K	6K	20K	55H	10M	3.5	550	11H	0.55	10K	34K		30M	7K	
IFK80000	G	1H		3K	6K	20K	18K	13M	2.5	39H	5K	0.25	70K	240K		36M	5K	
IFP200	T	5	200	450	500	2K	27	140	2.0	16H	16H	0.13	200	400		250K	10K	
IFP500	T	5	350	450	500	3K	65	70	3.5	4K	7K	0.13	500	1000		140K	10K	
IFP1500	T	5	600	900	1K	4K	100	160	6.0	3K	9K	0.06	15H	4000		450K	10K	
IFP4000	T	6	800	1300	1400	5K	270	250	8.0	4K	16K	0.06	4K	12K		750K	10K	
IFP15000	T	9	600	1600	2400	5K	1250	3300	1.8	5K	45H	0.08	15K	50K		11M	10K	
ISK10	U	5	30	180	300	1000	10	3	0.8	1.0	15	200	/0.1	7U	15	500		50
ISK25	U	5	20	250	300	1000	20	130	0.4	450	150	1	20	40		30K		30
ISP10	T	1	62	700	1000	3000	10	6	30	0.2	18	100	0.1	50U	5	3K		500
ISP70	T	0.5	70	900	1200	3000	70	10	1H	0.2	18	400	0.2	100U	40	6K		100
IS-SH15	T	1	2	250	1000	1200	1	20		20	15		10	5		300K	1	5K
IS-SH100-1	T	0.7	2	2200	3000	3500		4000		11	15		50	50		3M	1	2
IS-SH100-3	T	2	5	2500	3500	6K	150	1000	0.5		2	50	3	2	100	600K		5
IS-SH500	T	1.2	8	5K	9K	15K	500	1000	0.12		6	100	5	5	500	1M		1
IS110	U	5	30	180	300	1000	10	50	0.8	220	200	1	10	8		40K		50

GROUP XXI, COUNTERS

TYPE NUMBER	KIND	RADIATION	QUENCHING	CATHODE	DIMENSIONS		PLATEAU		MAXIMUM			TEMP		CAP	MIN Ri
					LTH	DIAM	MIN	MAX	RATE	PLATEAU		MIN	MAX		
										WIDTH	SCOPE				
mm	mm	V	V	³ 10 ³ /min	V	% V	(-)°C	(+)°C	PF	MΩ					
AS-1	COU	BAG			132	18	830	940		80	0.2	0	35		
SFK-1	COU	UV		CU	177	32	1100	1350	3	200		10	40		
AS-2	COU	BAG		AL	160	25	750	860		100	0.15	0	35		
GS-4	COU	GAM	SQ	GR	180	23	1250	1450		200	0.1			25	8
GS-6	COU	GAM	SQ	GR	266	23	1250	1450		200	0.1			25	8
GS-7	COU	GAM	SQ	GR	145	16	1200	1300		150	0.1			25	30
GS-8	COU	GAM	SQ	GR	185	16	1200	1300		150	0.1			25	30
GS-9	COU	GAM	SQ	GR	367	33	1250	1450		250	0.1			25	8
GS-10	COU	GAM	SQ	GR	225	16	1250	1450		150	0.1			25	30
GS-11	COU	GAM	SQ	GR	185	33	1250	1450		200	0.1			25	8
GS-12	COU	GAM	SQ	GR	145	16	1200	1300		150	0.1			25	30
GS-30	COU	GAM	SQ	GR	662	33	1250	1450		150	0.1			25	8
GS-60	COU	GAM	SQ	GR	667	63	1250	1450		150	0.1			25	8
MS-4	COU	GAM	SQ	CU	180	23	820	880	65	200	0.1	40	50	25	8
MS-6	COU	GAM	SQ	CU	266	23	820	880	20	200	0.1	40	50	25	8
MS-7	COU	GAM	SQ	CU	145	16	800	860	28	100	0.15	25	50	25	30
MS-8	COU	GAM	SQ	CU	185	16	800	860	55	100	0.15	25	50	25	30
MS-9	COU	GAM	SQ	CU	367	33	870	930	280	250	0.10	40	50	25	8
MS-11	COU	GAM	SQ	CU	185	33	870	930	105	200	0.10	40	50	25	8
MS-12	COU	GAM	SQ	CU	145	16	790	850	15	100	0.15	25	50	25	30
MS-13	COU	GAM	SQ	CU	100	23	870	930	30	200	0.15	40	50	25	8
MS-14	COU	GAM	SQ	CU	160	23	870	930	70	200	0.15	40	50	25	8
MS-16	COU	GAM	SQ	CU	250	23	870	930	120	200	0.10	40	50	25	8
MST-17	COU	BET	SQ	CU	100	40	1600		10	150	0.05	30	50	10	7
MST-18	COU	BET	SQ	CU	90	40	1650		10	150	0.03	20	40	10	7
MSTR-4	COU	BET	SQ	CU	180	40	1350		25	200	0.05	5	35	25	8
SAT-7	COU	ALP		NI	70	44	330	400		60	0.12	40	50		
SAT-8	COU	AAB			48	15	500	1000		300	0.03	40	50		
SaM-7	COU	BET	SQ	SS	335	26	800	2400		200	0.05		50		
SbM-8	COU	BET	SQ	SS	335	26	800	2400		200	0.05		50		
SBS-1	COU	BAG	SQ	SN	125	14	800	1200	2	150	0.03	50	50		
SBS-4	COU	BET	SQ	GR	362	23	800	1200	2	150	0.03	50	50		
SBS-5	COU	BET	SQ	GR	255	23	800	1200	2	150	0.03	50	50		
SbT-3	COU	AAB			93	50	1800	2100		150	0.05	30	50		
SbT-7	COU	BET		SS	72	20	320	420		80	0.12	40	50		
SBT-8	COU	AAB		CU	75	20	1100	1700		150	0.03	30	30		
SbT-9	COU	BET	SQ	SS	72	11	320	420		80		30	50		
SBT-10	COU	AAB		LD	88	51	340	460		80		30	50		
SGS-5	COU	GAM	SQ	SS	60	8	320	440	2K	60	0.25	50	50		
SGS-6	COU	GAM	SQ	SS	90	8	340	440		80	0.15	40	80		
SI-1B _G	COU	BAG	SQ	NI	60	15	375	410		35		40	50	5	/1
SI-2B	COU	BET	SQ	SN	90	70	1350	1750	8	150	0.05	30	50	10	7
SI-2B _G	COU	BAG	SQ	NI	60	15	375	410		35		40	50	5	3
SI-3B _G	COU	BAG	SQ	NC	60	10	380	460		80	0.25	40	50		
SI-4B _G	COU	BAG	SQ	NI	60	14	380	460		80	0.25	40	50		

GROUP XXI, COUNTERS

TYPE NUMBER	KIND	RADIATION	QUENCHING	CATHODE	DIMENSIONS		PLATEAU		MAXIMUM		TEMP		CAP PF	MIN Ri MΩ	
					LTH	DIAM	MIN	MAX	RATE	PLATEAU		MIN			MAX
					mm	mm	v	v	10 ³ /10 ³ min	WIDTH V	SCOPE % V	(-)°C			(+)°C
SI-9B6	COU	BAG	SQ	FE	25	10				60	0.15	40	50		
SI-10B6	COU	BAG	SQ	NI	76	17	375	400		80	0.25	40	50		
SI-11B6	COU	BAG	SQ	NI	75	17	375	400		80	0.25	40	50		
SI-12B6	COU	BAG	SQ	FE	73	12		900		80	0.2	50	100		
SI-13G	COU	GAM	SQ	NI	66	10	290	330		80	0.25	50	60		
SI-19G	COU	GAM	SQ	FE	94	11	280	320		100	0.13	40	50		
SI-20G	COU	GAM	SQ	FE	180	19	285	335		100	0.13	40	50		
SI-21G	COU	GAM	SQ	FE	265	19	285	335		100	0.13	40	50		
SI-22G	COU	GAM	SQ	FE	220	19	285	335		100	0.13	40	50		
SNM-3	COU	NEU	SQ	SS	135	18	700	1000		100	0.05	0	30		
SNM-5	COU	NEU	SQ	SS	300	35	1200	1800		100	0.05	20	30		
SNM-7	COU	NEU	SQ	SS	650	35	1800	2500		100	0.05	0	30		
SNM-8	COU	NEU	SQ	SS	10H	35	1700	2000		150	0.05	0	30		
SNM-9	COU	NEU	SQ	SS	133	20	1000	1600		400	0.05	0	50		
STS-1	COU	GAM	SQ	FE	94	16	280	320	60	80	0.12	40	50	10 5	
STS-2	COU	GAM	SQ	FE	180	24	285	335	40	80	0.12	40	50	10 5	
STS-3	COU	GAM	SQ	FE	265	23	285	335	30	80	0.12	40	50	10 5	
STS-5	COU	BET	SQ	FE	113	12	285	335	200	80	0.12	40	50	10 5	
STS-6	COU	BET	SQ	FE	200	22	285	335	60	80	0.12	40	50	10 5	
STS-8	COU	GAM	SQ	FE	220	23	285	335	40	80	0.12	40	50	10 5	
T20BFL	COU	AAB			7	20	1200	1300		300	0.01	20	40		
T25BFL	COU	AAB			7	25	1300	1400		300	0.01	20	40		
T30BFL	COU	AAB			7	30	1400	1500		300	0.01	20	40		
T40BFL	COU	AAB			7	40	1500	1600		300	0.01	20	40		
T50BFL	COU	AAB			7	50	1500	1600		300	0.01	20	40		
T60BFL	COU	AAB			7	60	1900	2000		300	0.01	20	40		
T80BFL	COU	AAB			80	90	2000	2100		300	0.01	20	40		
VS-4	COU	GAM	SQ	W	180	23	720	800	25	200	0.07	40	50	25 8	
VS-6	COU	GAM	SQ	W	266	23	720	800	25	200	0.07	40	50	25 8	
VS-8	COU	GAM	SQ	W	185	16	720	800	25	150	0.07	40	50	25 30	
VS-9	COU	GAM	SQ	W	367	33	720	800	25	250	0.07	40	50	25 8	
VS-9T	COU	GAM	SQ	W	367	33	720	800	25	200	0.1	40	150	25 8	
VS-11	COU	GAM	SQ	W	185	33	720	800	25	200	0.07	40	50	25 8	
VS-13	COU	GAM	SQ	W	100	23	720	800	25	150	0.07	40	50	25 8	
VS-14	COU	GAM	SQ	W	160	23	720	800	25	200	0.07	40	50	25 8	
VS-16	COU	GAM	SQ	W	250	23	720	800	25	200	0.07	40	50	25 8	

GROUP XXII, DISCHARGE DIODES

TYPE NUMBER	DIMEN		GAS	CATH		FIRING		PULSE			MIN INTER RES	MAX CAP	AMB. TEMP	
	LTH	DIAM		TYPE	KIND	MIN	MAX	I-amp J-joule	TIME	OPERATING FREQUENCY			MΩ	μF
	mm	mm			V	V		s	pps			(-)°C	(+)°C	
R-1	16	24		C			2K		10			60	100	
R-2	17	16.5		C		1300	2K		600		20	50	80	
R2M	12	16		C			2K		10			60	200	
R-3	70	21.5		C	BAO		600	140	12U	300	100	1	60	70
R-4				C	BAO		75							
R-5	41	22		C	BAO	160	250				100			
R-6	110	55				800			200 M		100			
R-7	45	18	HK	C	BAO	270	330		2		20	10	60	100
R-8	50	20	HK	C	BAO	450	550		2		20	10	60	100
R-9	55	20	HK	C	BAO	900	1100		2		20	10	60	100
R-10	55	20	HK	C	BAO	1375	1725		2		20	40	60	100
R-11	132	35		C	NI	2250	2750	2HU						
R-12	30	12	AR	C	K	145	175	20	1U		1000			
R-18	36	14	AR	C	K			3KJ					60	70
R-21	100	20				1100	2000	500	30U					
R-24	100	20				2000	6000	300	1HU					
R-54						7200	9800							
R-350	62	20	AR	C	BA	310	390	3	2	0.002	5K	10	50	50
R-450	62	20	AR	C	BA	440	480	3	2	0.002	5K	10	50	50
RB-1	52	19		C	BA	150	190				400			
KB-2	25	19		C	BA		220	50	15U	50	100	/1	60	70
KB-3	41	22		C	BA	220	235	30	1HU	7	100		60	70
KB-5	60	16		C	BA	340	460	10J		1	200		60	70
RB-5A	60	16		C	BA	370	510	/1J		8			60	50
RB-90	62	17.5	NA	C	BA	80	100	30M	2	0.005	100	100	60	70
RB-280	210	95	AR	C	BA	250	310	30	10	0.002	40	20	60	70
RB-350	210	95	AR	C	BA	310	390	30	10	0.002	40	20	60	70
RB-430	210	95	AR	C	BA	390	470	30	10	0.002	40	20	60	70
SK-127	37	20	NA		MG		72	1	20	1				
SK-220	37	20	HE				140	/1	20	1				
43780	62	17		C	BA		100				100	60	70	

GROUP XXIII, DECATRONS

TYPE NUMBER	KIND	VOLTAGES						TYP I _b mA	PULSE		DIMEN	
		MAXIMUM			TYPICAL				TYP	MAX	LTH	DIA
		E _b	FIRING	BIAS	DRP	OPER	K ₁		K ₂	TIME	RATE	mm
	V	V	V	V	V	V	μs	KHz				
IN-1	DEC	250					2.5				65	30
OG-1	DEC	450	300	150	15	150	50	1.3	40	8	77	34
TNI-1.5	DEC	160				90		1.5			35	10
IN-2	DEC	250	200					2.0			35	19
OG-2	DEC	450	300	150	15	150	50	1.3	60	3	77	34
OG-3	DEC	460	420	120	15	190	40	0.7	18	20	83	34
OG-4	DEC	450	375	200	15	125	35	0.5	160		76	30
OG-5	DEC	400	350	120	20	175	60	1.3	35	10	74	34
A101	DEC	450	375	150		125	40	0.5	200		75	34

GROUP XXIV, LIGHT AMPLIFIERS

TYPE NUMBER	KIND	K	SCRN COLOR	MAX DIMEN			AMP μ	TYP E _b V	RESOL	
				K	SCREEN					LINE
				mm	mm	mm			10 ⁻⁴	PER mm
LIM-3	LAM	CSb	VB	15	65	20	2	18	8	70
LIM-4	LAM	CSb	VB	15	135	40	4	18	9	70

GROUP XXV, BASES

BASE NO	SECTION 1										SECTION 2								SEC. 4		DEFLECTION 1				DEFLECTION 2				
	H	H	K	g ₁	g ₂	g ₃	g ₄	g ₅	A7	Sh	H	H	K	g ₁	g ₂	g ₃	A	A ₃	K	A	A ₅	D ₁	D ₂	D ₃	D ₄	D ₁	D ₂	D ₃	D ₄
F8	1	8	7	6	3				5																				
G8	1	8		6					CP																				
I01	4	5	2	1					7																				
I02	4	5	3	1					7																				
I03	4	5	7	8					1				6			3	9												
P15	4	5	3	2	9	1			7	1																			
P35	1	7	8	6	3	4			2	5																			
P45	1	7		4	6	1			CP																				
P55	1	8		2	3	5			6	7																			
P65	1	2		3	4	6			CP																				
P75	1	7		4	3	5			6																				
P85	4	5		3	1	6			7																				
P95	4	8	1	2	3	5			6	7																			
P10	2	7	8	CP	4	1			CP																				
P11	1	2		3	CP	6			CP																				
P12	1	6		4	3	5			CP																				
P13	1	7		4	3	5			CP																				
P14	2	7		5	3	4			CP																				
P15	1	6	7	CP	3	5			CP																				
P17	4	5	3	9	1	8			6																				
P18	8	9	3	5	2	4			1																				
P19	2	7		4	5	3			CP																				
P20	4	5	1	2	8	9			7																				
P21	4	5	3	1	6	3			CP																				
P22	2	6	1	7	3	8			4																				
P23	2	7	3	5	8	3			1																				
P24	4	9	1	7	2	1			10																				
P25	4	5	9	1	7	2	8		3																				
P26	4	9	1	10	6	1			3																				
P27	2	6	3	4	5	3			1																				
P28	2	4	6	7	1	6			3																				
P29	3	4	6	7	2	5			1																				
P30	3	6	4	1	7	4			5																				
P31	4	5	7	1	2	8			6																				
P32	4	5	9	6	7	1			3																				
P33	4	5	1	2	9	8			7	8																			
P34	4	5	6	7	3	8	2		1																				
P35	4	5	3	2	8	9	1	3	6																				
P36	4	9	1	10	6	7			3																				

GROUP XXV, BASES

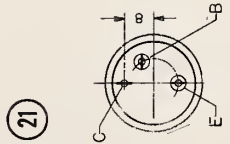
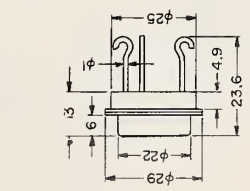
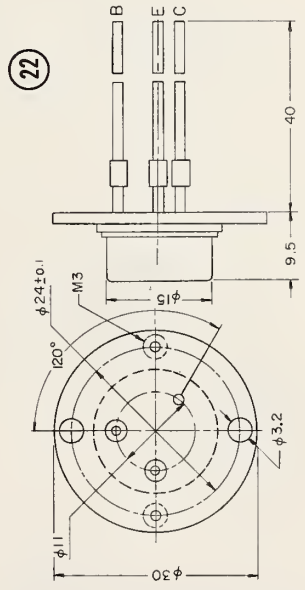
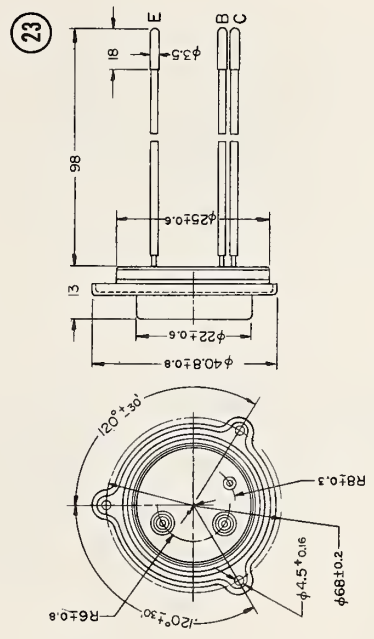
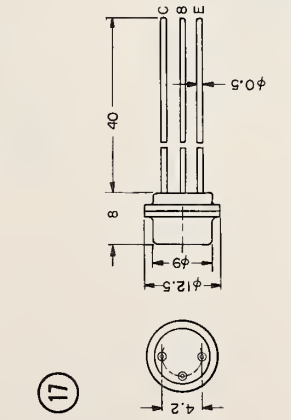
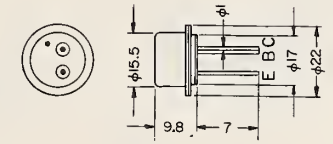
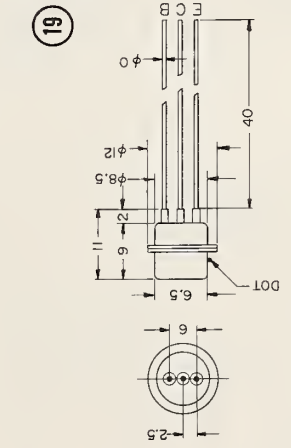
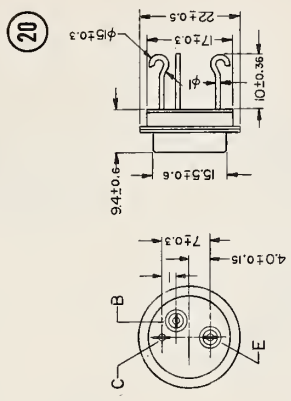
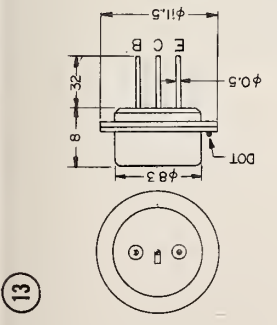
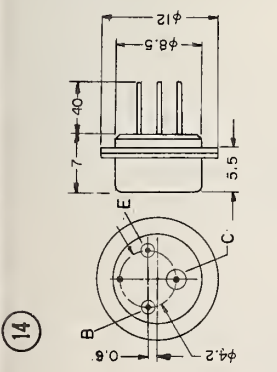
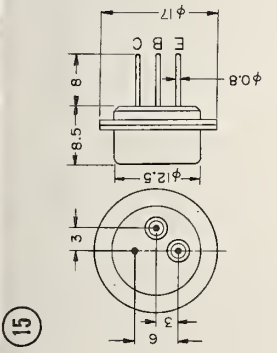
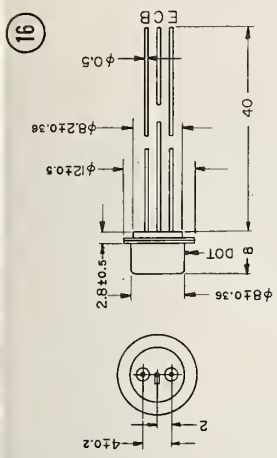
BASE NO.	SECTION 1										SECTION 2							SEC. 4			DEFLECTION 1				DEFLECTION 2			
	H	H	K	g ₁	g ₂	g ₃	g ₄	g ₅	A	Sh	H	H	K	g ₁	g ₂	g ₃	A	A ₃	K	A	A ₅	D ₁	D ₂	D ₃	D ₄	D ₁	D ₂	D ₃
T20	3	9	1	2	4				5	6				8	1	11												
T21	5	10	1	3					4	2				8		9												
T22	3	4	2	5	1				6																			
T23	3	4	2	1					6																			
T24			1	4					CP																			
T25	4	8	2	5					1																			
T26	4	8	6	3					1																			
T27	4	8	6	1					3																			
T28	5	7	1	3					6																			
TD1	4	8	6	7					1					3		5												
TD3	2	7	8	CP					3							4	5											
TD6	3	8	2	4					1					9		6												
TE1	1	6	4	8	5				2																			
TE2	1	7		2	CP				4																			
TE3	4	5		8	2				3					C		9												
TE4	1	3		2	4				CP																			
TE5	1	3		4	2				CP																			
TE6	2	7		5	4				CP																			
TE7	1	7	7	3	6				CP																			
TE8	1	2	5	6	9				CP																			
TE9	4	5	1	9	8				CP																			
TS1	1	7		5					2																			
TS2	2	3		4					1																			
TS3	1	3	2	6					4																			
TS4	4	5	3	2					9																			
TS5	2	7	8	CP					CP																			
TS6	2	6	3	5					4																			
TS7	4	5	9	2					1																			
TS8	2	7	1	5					CP	3																		
TS9	2	7		CP					CP																			
TT1	4	5	7	8					9							1	6	3	2									
4AC	2	7	7						CP																			
4AJ			2						5	3																		
4BE	2	7	8	CP					CP																			
4BQ	2	7	8						3																			
4D	1	4		3					2																			
4F	1	3		4					2																			
4G	1	4	3						2																			
4T2	1	2		4					CP																			
5AA	2	7	8						5																			

GROUP XXV, BASES

BASE NO.	SECTION 1										SECTION 2							SEC. 4			DEFLECTION 1				DEFLECTION 2					
	H	H	K	g ₁	g ₂	g ₃	g ₄	g ₅	A	Sh	H	H	K	g ₁	g ₂	g ₃	A	A ₃	K	A	A ₃	D ₁	D ₂	D ₃	D ₄	D ₁	D ₂	D ₃	D ₄	
5AW	1	5	4	3	2	4			CP																					
5BT	2	7	3	5	8	3			CP																					
5CL	3	5		4	2	5																								
5F	1	5	4	CP	3	4																								
5M	2	7	8	CP																										
5S	2	7		5																										
5Y	2	7		CP	4	7																								
6AR	1	7		6	3	5																								
6AU	1	7		6	4	1																								
6PT	3	4	5							2	6																			
6HY	2	7	3	CP						CP																				
6CC	3	4	2	1	6	2																								
6F	1	6	5	CP	3	4																								
6O	2	7	8	5																										
6X	2	7		5	4	7																								
7AH	2	7		4																										
7AT	1	7		4	3	6	3	1																						
7AV	1	7		3	4	5																								
7HA	1	7		3	4	5																								
7BD	3	4	2	1	6	7																								
7BF	3	4	7	5																										
7BK	3	4	7	1	6	2																								
7BP	1	7	4	2	3	4				CP																				
7BQ	3	4	2	1																										
7BS	3	4	2	6																										
7CH	3	4	2	1	6	7	6	2																						
7CM	3	4	2	1	6	7																								
7DF	3	4	1	2	5	6																								
7DN				2																										
7EM	3	4	2	1	5																									
7R	2	7	8	CP	4	5																								
7S	2	7	8	5	4	8																								
7T	2	7	8	CP	4	5	4	8																						
7Z	2	7		5	6	4	CP	4																						
8A	2	7	8	5	6	4	CP	4																						

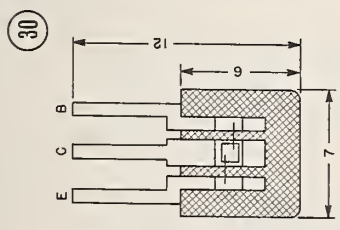
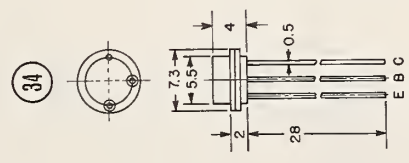
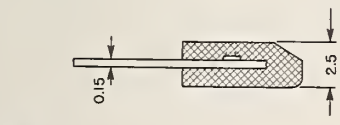
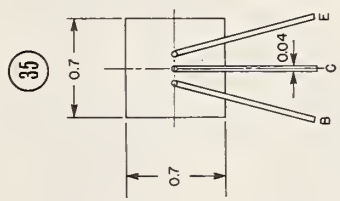
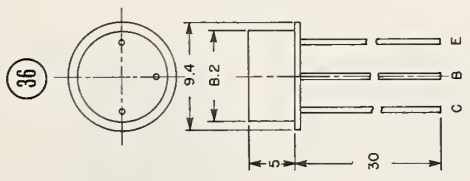
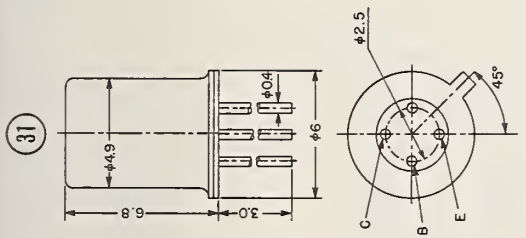
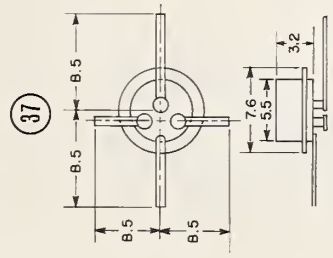
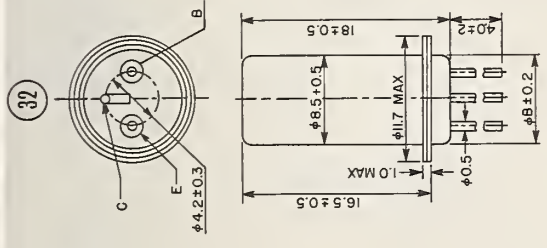
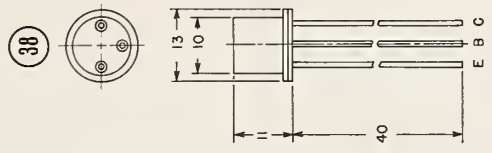
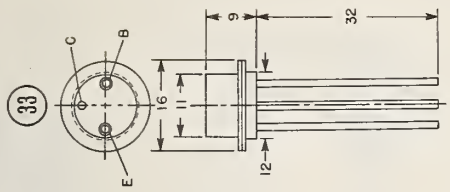
GROUP XXV, BASES

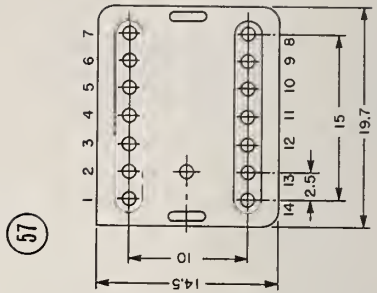
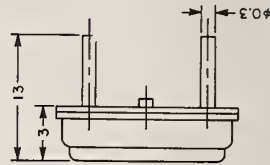
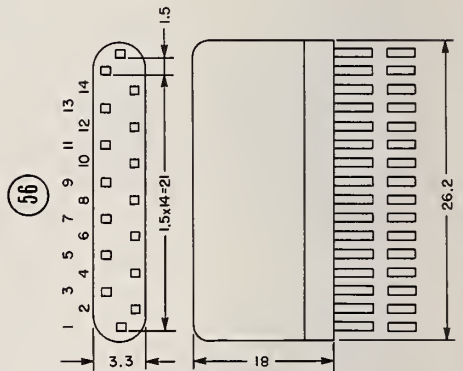
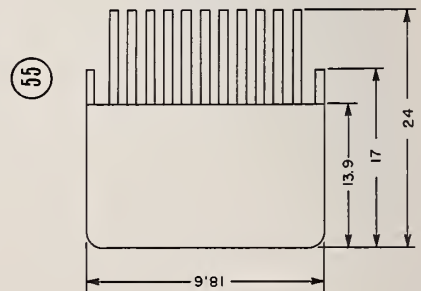
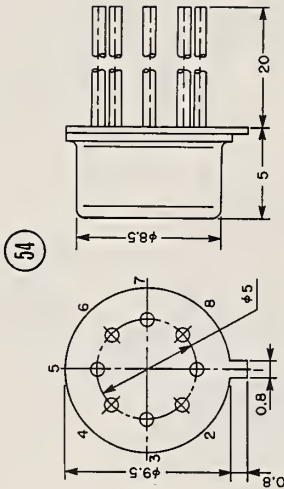
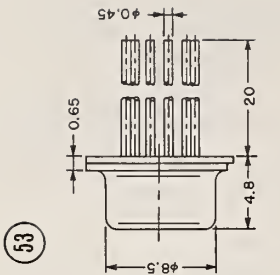
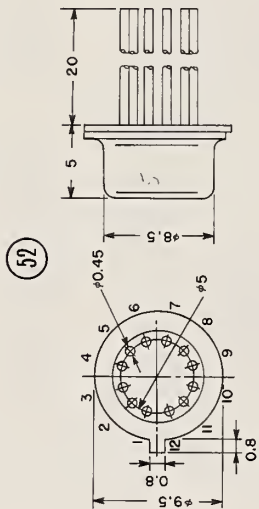
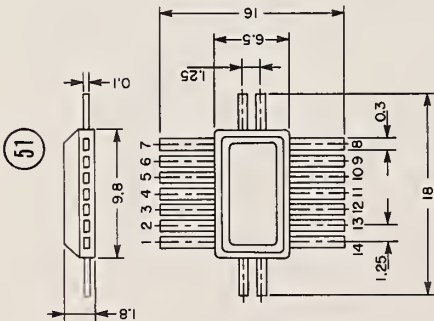
BASE NO.	SECTION 1										SECTION 2										SEC. 4			DEFLECTION 1				DEFLECTION 2			
	H	H	K	g ₁	g ₂	g ₃	g ₄	g ₅	A	Sh	H	H	K	g ₁	g ₂	g ₃	A	A ₃	K	A	A ₅	D ₁	D ₂	D ₃	D ₄	D ₁	D ₂	D ₃	D ₄		
8AN	2	7	4						3	1							5														
8B	2	7	8	4					3				5				6														
8BD	7	8	3	1					2				4				5														
8BE	7	8	2	1					3				5				6														
8BK	2	7	3	4	6	3			8																						
8CJ	1	9	2	3					4	5			7				6														
8E	2	7	8	CP	6	8			3								4	5													
8ES	2	7																													
8HC	2	7							CP																						
8N	2	7	5	4	6	3			8																						
8O	7	8	3	2					6								4	5													
8P	2	7	6	5	4	8	4	1	3																						
8S	7	8	6	3					2				4				5														
8T1	3	4	2	1	5				7																						
8T2	2	7	8	5	6				3																						
8T3	2	7	8	5					3																						
8Y	2	7	5	4	6	1			8																						
9AE	4	5	7	2	3	7			6				9				1														
9AJ	4	5	3	2					1	9			7				6														
9BD	4	5	CP						2																						
9CA	4	5	3	2	1	7	1	3	6				9				8														
9CR	4	5	CP						9																						
9CV	4	5	3	2	9	3			7																						
9DD	4	5	1	2					3				6				9														
9EQ	4	5	1	2	9	8			7																						
10T	1	10	5	2	6				8																						
11L	1	11	2	10					7							4						3	6	9	8						
14A	1	14	2	3					4							9									10	11	7	8			
14G	1	14	2	3					9							5						11	7	8	10						
14J	1	14	2	3					9							5	CP					10	7	8	11						

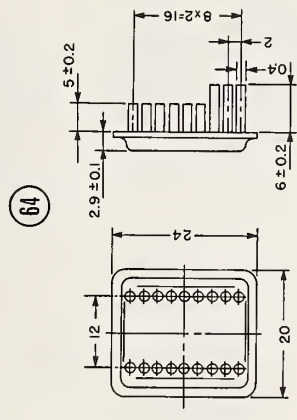
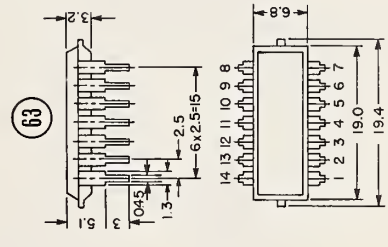
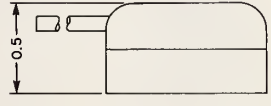
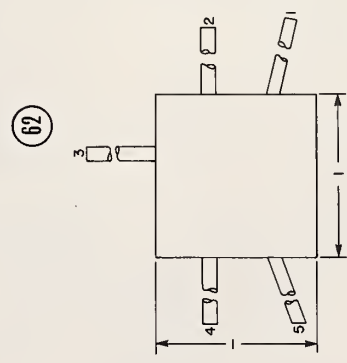
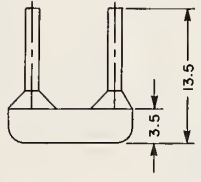
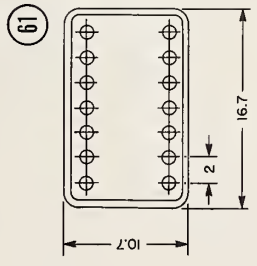
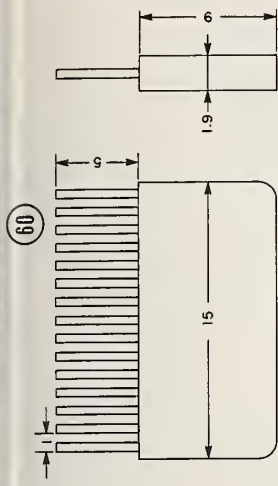
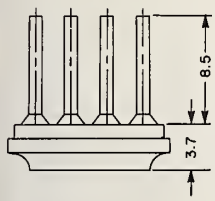
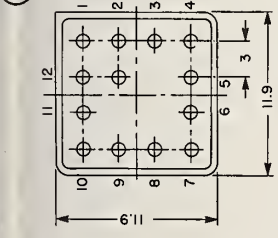

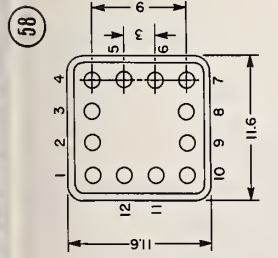


TRANSISTOR OUTLINE DRAWINGS
(CON'T)

TRANSISTOR OUTLINE DRAWINGS

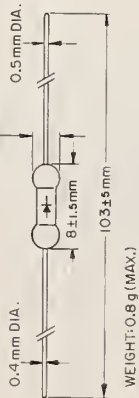






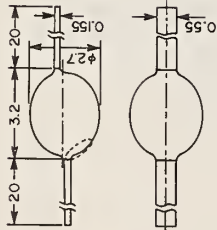
INTEGRATED CIRCUITS
(CON'T.)

1



WEIGHT: 0.8 g (MAX.)

1A

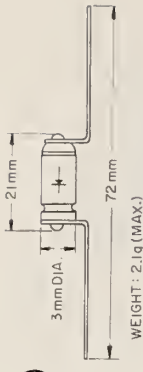


2



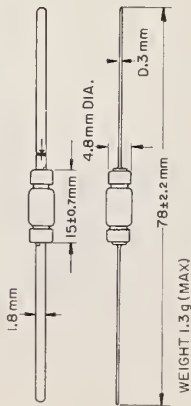
WEIGHT: 0.5 g (MAX.)

3



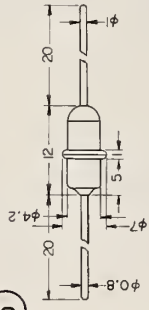
WEIGHT: 2.1 g (MAX.)

4

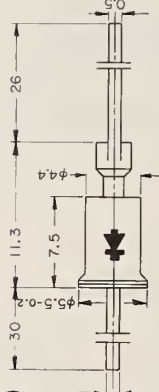


WEIGHT 1.3 g (MAX)

5

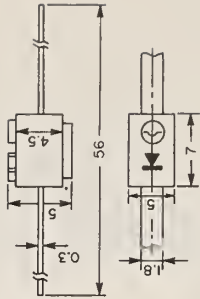


7

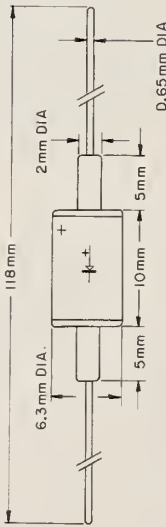


WEIGHT: 0.9 g (MAX.)

7A

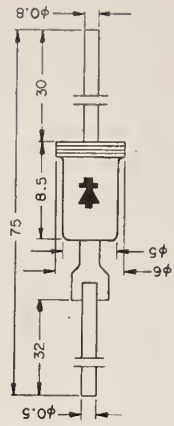


6

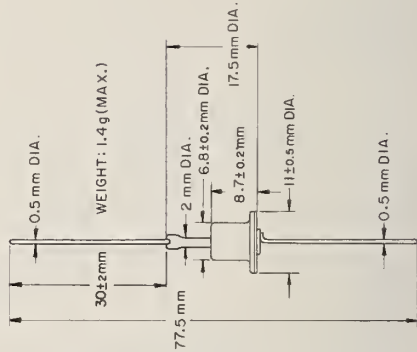


WEIGHT UNKNOWN

8

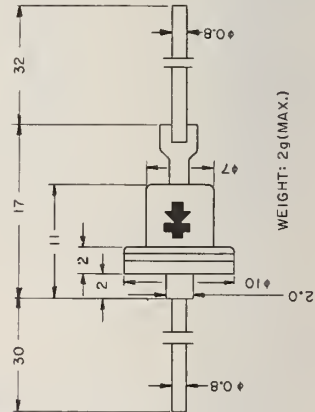


11



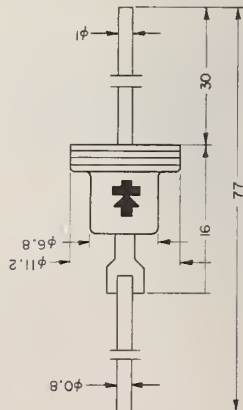
WEIGHT: 1.4 g (MAX.)

10

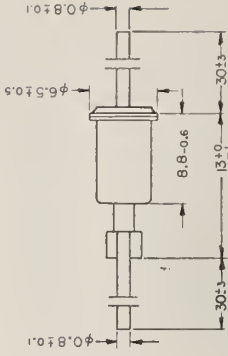


WEIGHT: 2g (MAX.)

9



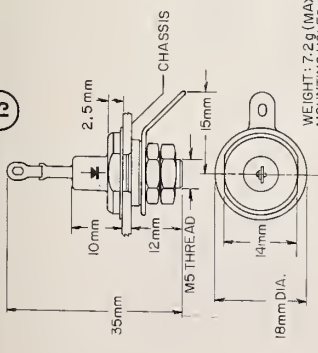
12



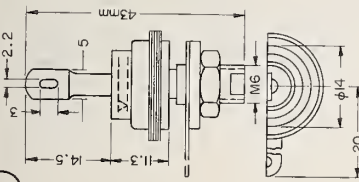
DIODE OUTLINE DRAWINGS

GROUPS XI, XII, XIII & XIV

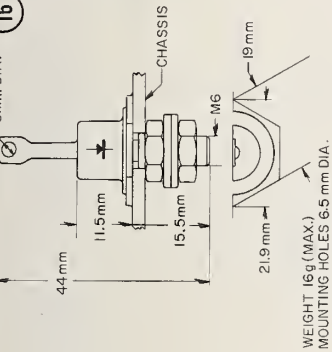
13



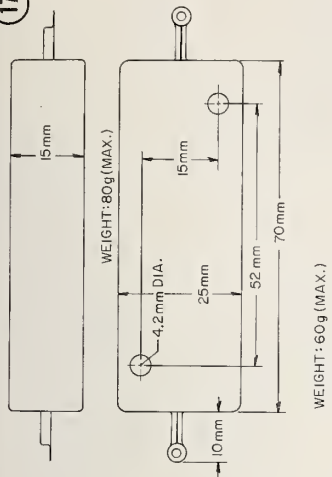
14



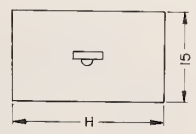
16



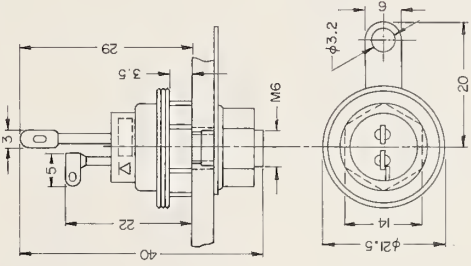
17



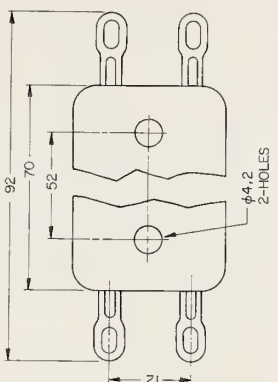
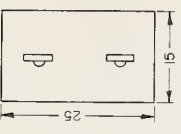
18



15




19



NO.	H	L	L ₁	l
18A	25	92	70	52
18B	30	132	110	92

21

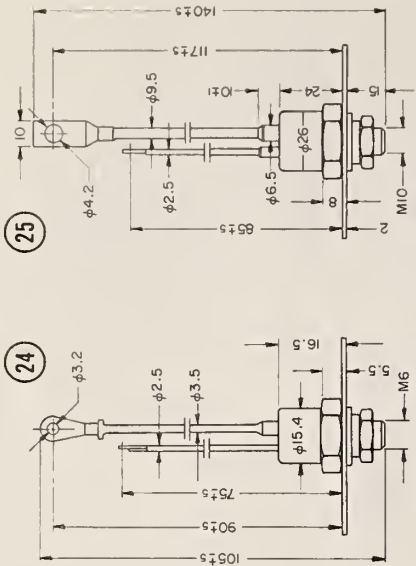
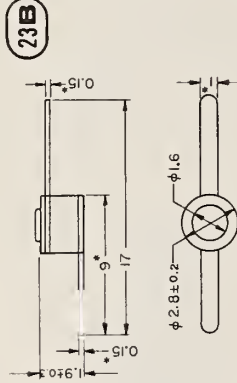
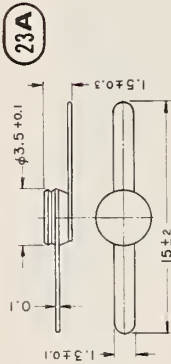
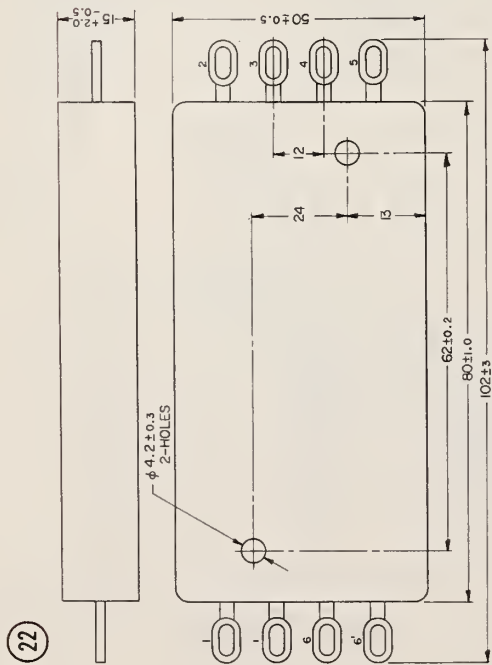


20



NO.	L
20A	57
20B	100

DIODE OUTLINE DRAWINGS (CON'T)



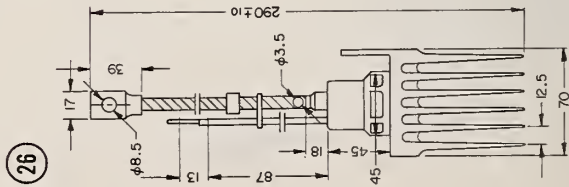
25

24

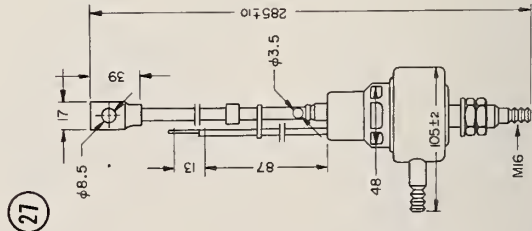
23A

23B

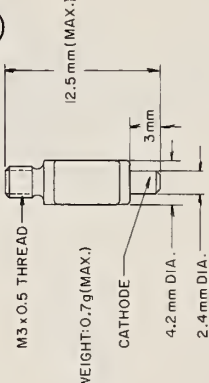
NOTE: SK1 & SK2 DIODES HAVE SAME DIMENSIONS EXCEPT FOR THE THIRD (CONTROL) LEAD



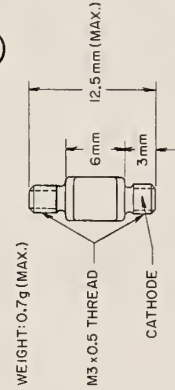
26



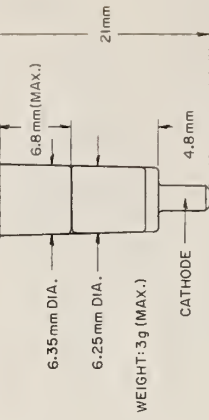
27



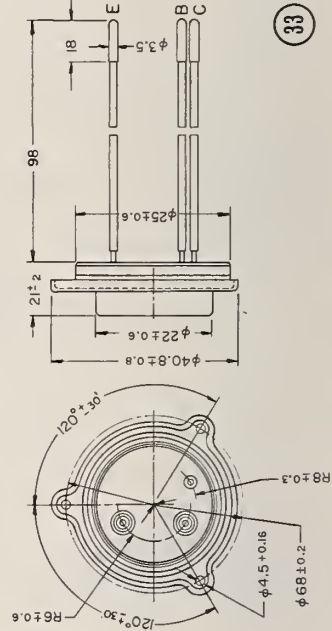
28



29

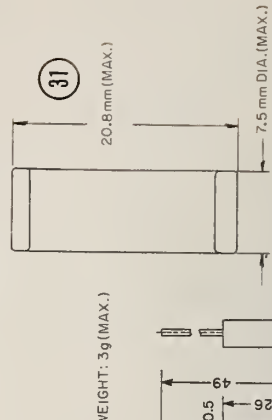


30



32

33



31

DIODE OUTLINE DRAWINGS

Latest developments in the subject area of this publication, as well as in other areas where the National Bureau of Standards is active, are reported in the NBS Technical News Bulletin. See following page.

HOW TO KEEP ABREAST OF NBS ACTIVITIES

Your purchase of this publication indicates an interest in the research, development, technology, or service activities of the National Bureau of Standards.

The best source of current awareness in your specific area, as well as in other NBS programs of possible interest, is the TECHNICAL NEWS BULLETIN, a monthly magazine designed for engineers, chemists, physicists, research and product development managers, librarians, and company executives.

If you do not now receive the TECHNICAL NEWS BULLETIN and would like to subscribe, and/or to review some recent issues, please fill out and return the form below.

<p>Mail to: Office of Technical Information and Publications National Bureau of Standards Washington, D. C. 20234</p> <p>Name _____</p> <p>Affiliation _____</p> <p>Address _____</p> <p>City _____ State _____ Zip _____</p> <p><input type="checkbox"/> Please send complimentary past issues of the Technical News Bulletin.</p> <p><input type="checkbox"/> Please enter my 1-yr subscription. Enclosed is my check or money order for \$3.00 (additional \$1.00 for foreign mailing). <i>Check is made payable to: SUPERINTENDENT OF DOCUMENTS.</i></p> <p>TN-526</p>
--

(cut here)

NBS TECHNICAL PUBLICATIONS

PERIODICALS

JOURNAL OF RESEARCH reports National Bureau of Standards research and development in physics, mathematics, chemistry, and engineering. Comprehensive scientific papers give complete details of the work, including laboratory data, experimental procedures, and theoretical and mathematical analyses. Illustrated with photographs, drawings, and charts.

Published in three sections, available separately:

● Physics and Chemistry

Papers of interest primarily to scientists working in these fields. This section covers a broad range of physical and chemical research, with major emphasis on standards of physical measurement, fundamental constants, and properties of matter. Issued six times a year. Annual subscription: Domestic, \$9.50; foreign, \$11.75*.

● Mathematical Sciences

Studies and compilations designed mainly for the mathematician and theoretical physicist. Topics in mathematical statistics, theory of experiment design, numerical analysis, theoretical physics and chemistry, logical design and programming of computers and computer systems. Short numerical tables. Issued quarterly. Annual subscription: Domestic, \$5.00; foreign, \$6.25*.

● Engineering and Instrumentation

Reporting results of interest chiefly to the engineer and the applied scientist. This section includes many of the new developments in instrumentation resulting from the Bureau's work in physical measurement, data processing, and development of test methods. It will also cover some of the work in acoustics, applied mechanics, building research, and cryogenic engineering. Issued quarterly. Annual subscription: Domestic, \$5.00; foreign, \$6.25*.

TECHNICAL NEWS BULLETIN

The best single source of information concerning the Bureau's research, developmental, cooperative and publication activities, this monthly publication is designed for the industry-oriented individual whose daily work involves intimate contact with science and technology—for engineers, chemists, physicists, research managers, product-development managers, and company executives. Annual subscription: Domestic, \$3.00; foreign, \$4.00*.

* Difference in price is due to extra cost of foreign mailing.

NONPERIODICALS

Applied Mathematics Series. Mathematical tables, manuals, and studies.

Building Science Series. Research results, test methods, and performance criteria of building materials, components, systems, and structures.

Handbooks. Recommended codes of engineering and industrial practice (including safety codes) developed in cooperation with interested industries, professional organizations, and regulatory bodies.

Special Publications. Proceedings of NBS conferences, bibliographies, annual reports, wall charts, pamphlets, etc.

Monographs. Major contributions to the technical literature on various subjects related to the Bureau's scientific and technical activities.

National Standard Reference Data Series. NSRDS provides quantitative data on the physical and chemical properties of materials, compiled from the world's literature and critically evaluated.

Product Standards. Provide requirements for sizes, types, quality and methods for testing various industrial products. These standards are developed cooperatively with interested Government and industry groups and provide the basis for common understanding of product characteristics for both buyers and sellers. Their use is voluntary.

Technical Notes. This series consists of communications and reports (covering both other agency and NBS-sponsored work) of limited or transitory interest.

Federal Information Processing Standards Publications. This series is the official publication within the Federal Government for information on standards adopted and promulgated under the Public Law 89-306, and Bureau of the Budget Circular A-86 entitled, Standardization of Data Elements and Codes in Data Systems.

Order NBS publications from: Superintendent of Documents
Government Printing Office
Washington, D.C. 20402

