

UNIVERSITY OF TORONTO



3 1761 01181542 0



EVANS & WORMULL
LONDON.

Handle with

EXTREME CARE


This volume is damaged or brittle
and **CANNOT** be repaired!


- photocopy *only if necessary*
- return to staff
- *do not* put in bookdrop

Gerstein Science Information Centre



Digitized by the Internet Archive
in 2007 with funding from
Microsoft Corporation





C. F. Keil, Lith. Cassel & London, E. C.

SHOW ROOM.

ESTABLISHED OVER TWO CENTURIES.

Illustrated Catalogue
OF
SURGICAL INSTRUMENTS,
APPLIANCES, APPARATUS AND UTENSILS,
VETERINARY INSTRUMENTS; CUTLERY, &c.,
MANUFACTURED AND SOLD
BY
EVANS & WORMULL,
MANUFACTURERS TO
THE ARMY & NAVY, THE HONOURABLE COUNCIL OF INDIA,
SEVERAL FOREIGN GOVERNMENTS,
AND
VARIOUS HOSPITALS & PUBLIC INSTITUTIONS.

PRIZE MEDALS:—

LONDON, 1851. — LONDON, 1862. — PARIS, 1867. — LONDON, 1873.

31, STAMFORD STREET, BLACKFRIARS,
LONDON.

1876.



LONDON:
PRINTED BY WM. DAWSON & SONS,
121, CANNON STREET, E.C.

~~447~~
27/3/1890



C. F. Kell Lith. Castle St. London. E. C.

EXTERIOR OF PREMISES.

PREFACE.



IN compliance with the repeatedly expressed wishes of numerous Patrons, we have the pleasure of issuing an ILLUSTRATED EDITION of our CATALOGUE.

Alphabetical Arrangement has been preferred, as facilitating Reference, and the Selection of Instruments and Cases. Such Illustrations have been introduced as have been considered would be more generally appreciated, or as being descriptive of approved articles, Modern Improvements, or New Instruments and Appliances.

It has been considered undesirable to increase the bulk of the Volume by illustrating many Instruments long familiarly known, and others affording no special advantages.

We employ the first English and Foreign Workmen, and supply Articles of the best Manufacture and Finish only, while our Extensive Assortment enables us to execute any orders with which we may be honoured with satisfaction, and at the most reasonable prices.

Appreciating the liberal patronage bestowed on our Firm for the past Two Hundred Years, we embrace this opportunity of thanking our Patrons, at Home and Abroad, who have favoured us with their esteemed orders, and assure them our best attentions will at all times be given to merit a continuance thereof.

EVANS & WORMULL.

London, 1876.

NOTE:—

CUTTING INSTRUMENTS can be fitted in Ebony or Ivory Handles,
Plain or Carved.

Similar Instruments, for Pocket Cases, in Pearl, Ivory and
Tortoiseshell.

NON-CUTTING INSTRUMENTS can be Nickel or Silver-plated or
Gilt, as desired.

CABINETS & CASES can be made of Mahogany, Rosewood, Walnut-
wood or Oak.

GENERAL CATALOGUE.

A.

ABDOMINAL APPLIANCES

- „ Bandages
- „ Belts
- „ Supports
- „ Trusses

ABDOMINAL INSTRUMENTS

- „ Directors
- „ Hernia Clamps
- „ „ Knives
- „ Tourniquets, Lister's
- „ Trocars and Canulas

ABERNETHY'S Ear Syringe

ABORTION Forceps

ABSCESS Knives

- „ Lancets
- „ Knives and Lancets, Veterinary

ACCIDENT Cases, Angove's

ACCOUCHEURS' Bags

- „ Cases
- „ Pouches

ACCOUCHMENT Instruments

- „ Waterproof Sheets

ACHROMATIC Microscopes, all makes

ACID, Carbolic, Vapourizers

ACOMETER, for Testing the Power of Hearing,
Yearsley's

ACOUSTIC Apparatus

ACTINOMETER, for Ascertaining the Absolute Heating
Effect of the Solar Rays

ACTUAL Cauterics

- „ Cautery Irons, various forms and sizes

ACUPRESSURE Needles and Pins

ACUPUNCTURE Needles

ADAMS' Eyelid Retractors

- „ Eye Specula
- „ Instruments for Club Foot
- „ Orthopædic Instruments
- „ Subcutaneous Knife and Saw
- „ Tenotomy Knives

ADHESIVE Plaister

AEROMETERS, for Ascertaining the Mean Bulk of Gases

- ÆSOPHAGEAL Bougies
- „ Catheters
- „ Dilators

ÆSOPHAGUS INSTRUMENTS

- „ Bougies
- „ Forceps
- „ Probangs and Dilators, various
- „ Tubes and Stomach Pumps

ÆSTHESIOMETER, (Sieveking's) for Measuring the
Relative Degree of Cutaneous Sensibility

ÆTHER, Anæsthetic, for Refrigeration

AGRICULTURAL Test Cabinets and Chests, containing
Apparatus and Chemicals for Testing Soils,
Artificial Manures, &c.

AIR BEDS

- „ Cushions } all sizes and shapes
- „ Pillows }
- „ Pads for Splints
- „ Pumps for Dry Cupping

AITKIN'S Clinical Thermometers

ALCOHOLOMETERS, for Indicating the Amount of
Alcohol in Beer, &c.

ALLARTON'S Forceps for the Median Operation

- „ Knife for ditto

ALLBUTT'S Knife for ditto

ALLEN'S Improved Politzer Bag

ALLIGATOR Throat Forceps

ALLINGHAM'S Elastic Ligature Introducer

- „ Fistula Director and Scissors

ALLISON'S Differential Stethoscope

ALVEOLAR Forceps, Catlin's

AMADOU Plaister

AMBULANCES, for the Sick and Wounded

AMERICAN INSTRUMENTS

- „ Elevators
- „ Splints, Sayre's
- „ Skeleton Splints

AMESBURY'S Fracture Apparatus

EVANS & WORMULL, 31, STAMFORD STREET, LONDON.

AMPUTATION CASES

- " Forceps
- " Tourniquets
- " " Petit's
- " " Signorini's
- " " Skey's

AMPUTATING INSTRUMENTS

- " Instruments in Sets
- " " Cases of
- " Catlins
- " Knives
- " " for the Circular Operation
- " " " Flap ditto
- " " Finger
- " " Lisfranc's
- " " Liston's
- " " Morgan's
- " " Single and Double-edged
- " Saws
- " " Bow
- " " Butcher's
- " " Chain
- " " Ferguson's
- " " Finger
- " " Graham's
- " " Metacarpal
- " " with or without extra blades

AMYDALATOMES, or Tonsil Guillotines

ANATOMICAL FIGURES

- " Instruments
- " Syringes

ANALYSIS, Set of Apparatus and Tests for Volumetric and Qualitative

ANÆSTHESIA, Apparatus for Producing

ANÆSTHETIC Æther

ANCHYLOSIS, Apparatus for

ANDREWS' Stethoscope

- " Thermometer

ANEMOMETERS, for Indicating the Force, Velocity and Direction of the Wind

- " Parkes's

ANEL'S Eye Syringe

ANEROID Barometers, for Indicating the Weather and Altitudes

ANEURISM INSTRUMENTS

- " Compressors
- " " De Carte's
- " Needles, Folding and otherwise
- " " Bulley's
- " " Gibson's
- " " Reeve's

ANGOVE'S Accident Case

- " Catheters

ANGULAR Iridectomy Knives

- " Knives, Smith's
- " Splints

ANIMALCULÆ Cages

- " Cases
- " Tubes

ANIMATION, Suspended, Apparatus for, Richardson's

ANKLE Baths

- " Socks
- " Splints
- " Supports

ANKLETS

ANTEVERSION, Instruments for

ANTI-LIGATURE Forceps, Webber's

ANTI-SEPTIC Catgut, Gauze and Protective

ANTRUM Perforators

AORTA, Liston's Tourniquet for

APOTHECARIES' Scales and Weights

APPARATUS, MEDICAL AND SURGICAL OF ALL KINDS

- " for Bow Legs
- " " Burns
- " " Club Foot
- " " Deformities
- " Electric and Magnetic
- " Fracture, all kinds
- " For Fumigation
- " Galvanic
- " for Knock Knees
- " " Loss of Function
- " " Loss of Parts
- " " Spinal Curvature
- " Spray
- " for Suspended Animation
- " " Wry and Burnt Neck

APPLIANCES OF ALL KINDS

- " Arm and Leg
- " Electro-Magnetic
- " for Debility
- " " Deficiency
- " " Deformity
- " " Mechanical Support
- ARGENTOMETERS, for Ascertaining the Proportion of Nitrate of Silver in Solution

ARM APPLIANCES

- " Rests
- " Slings, Alpaca, Leather, Silk
- " Sockets
- " Splints
- ARMS, Artificial

EVANS & WORMULL, 31, STAMFORD STREET, LONDON.

ARMY FARRIERS' TOOLS

- " Hospital Cases
- " " Panniers
- " " Pocket Cases and Pouches
- " Regulation Detachment Case
- " Splints
- " Surgeon's Regulation Case & Instruments
- " " " Pocket Case

ARTERY FORCEPS

- " " Assilini's
- " " Cross-Action
- " " Dieffenbach's
- " " Fenestra
- " " Langenbecke's
- " " Liston's
- " " Luke's
- " " Self-holding
- " " Syme's
- " " Wakley's
- " Needles
- " Torsion Forceps, Improved
- " " " Dieffenbach's
- " " " Liston's
- " " " Luke's

ARTICULATED HUMAN SKELETON, or Parts

ARTIFICIAL Arms

- " Eyes
- " Foot, for Chopart's, Pirigoff's, or
Syme's Operation, &c.
- " Hands
- " Leech Apparatus
- " Legs
- " " Kempner's Improved
- " Limbs, to suit all cases, and afford-
ing all desirable advantages
- " " Directions for measurement
for
- " Noses
- " Palates
- " Pupil Hook, Walton's
- " Respiration Bellows
- " Tympanum
- " " Toynebee's
- " " Yearsley's

BADER's Ophthalmoscope

BAG Trusses

BAGS, for all kinds of Instruments

- " Gonorrhæal
- " Gynæcological
- " Ice and Hot Water

ASCITES, Trocars and Canulas for
ASHBURNER's Utero-Abdominal Supports

ASHTON's Fluid Dilator

- " Hæmorrhoid Forceps
- " Ligature Needle

ASHWELL's Midwifery Instruments

ASPIRATORS for the Evacuation of Fluid Collections and Effusions

- " Dieullafoy's
- " Pneumatic
- " Potain's Bottle
- " Protheroe Smith's

ASPREY's Stricture Dilators

ASSILINI's Artery Forceps

- " Midwifery "
- " Tonsil "
- " Tenaculum

ATKINS' Filters

ATMOGRAPH, for Marking the Respiratory Movements

ATOMISERS OR SPRAY PRODUCERS

- " Clarke's
- " Dewar's
- " Lister's
- " Sigel's
- " Richardson's

AURAL Instruments of all kinds

" Lamps

AURISTS' Cases, containing Auriscope, Otoscope,
Forceps, &c.

AURISCOPES, for Examining the Ear

- " Brunton's
- " Hinton's
- " Weber's, &c.

AUTOPSY Instruments

AUTOSCOPE, Toynebee's

AVELING's Metrotomes

- " Midwifery Forceps
- " Polyptrites
- " Transfusion Apparatus
- " Uterine Sound

AVERY's Ear Forceps for Polypus

- " " Speculum
- " Lamp and Reflector for Examining the Ear

B.

BAGS, Midwifery

- " Nitrous Oxide Gas
- " Odontological
- " Ovariectomy
- " Scrotal
- " Sponge

EVANS & WORMULL, 31, STAMFORD STREET, LONDON.

BAKER BROWN'S Instruments for Breaking up
Fibrous Tumours

" " Shot Compressing Forceps
" " Suture Clamps

BALL ENEMA and Vaginal Syringes

BALLING GUNS

" Irons } Veterinary
" Probangs }

BANDAGE Knife

" Scissors

" Shears

" Trays and Cases

BANDAGES of various kinds, length and width

" Abdominal

" Brasdor's Clavicle

" Calico

" Domette

" Eighteen-Tailed

" Elastic

" Ellis's Clavicle

" Esmarck's

" Flannel

" for Fractured Ribs

" " Limbs

" Linen

" Lithotomy

" Mulloney's

" Ordinary

" Patella

" Rollers for

" and Slipper for Ruptured Tendo-
Achilles

" Suspensory

" Web

BANDS and Belts, all kinds

BARCLAY'S Midwifery Forceps

" Stethoscopes

BARNARD HOLT'S Self-retaining Catheters

" " Surgical Bags

BARNES' Craniotomy Forceps

" Dilators for Premature Labour

" Instruments for Vagina

" Knife for puncturing Fœtal Membranes

" Midwifery Forceps

" Vaginal Dilator

BAROMACROMETERS, for Ascertaining the Weight
and Length of New-born Infants

BAROMETERS of all kinds

" Aneroid

" Standard

BARROW'S Stethoscopes

BARTHE'S Douches

" Portable Nitrous Oxide Apparatus

BARWELL'S Splints for Diseased Joints

BASINS, Dressing

BATHS

" Douche

" Hot Air

" Mercurial

" " Lee's

" Shower

" Specula

" Vapour

" " Robertson's

BATH Specula

" Thermometers

BATHING Caps

BATTERIES FOR ACTUAL CAUTERY

" Galvanic, all kinds

" " Gaiffe's

" " Stöhrrer's, &c.

" Hospital

BAYFIELD'S Cupping Glasses

BDELLOMETER, or Artificial Leech. It consists of a
Cupping Glass, to which a Scarificator and
Exhausting Syringe are attached

BEALE'S Clinical Thermometers

" Microscopes

" Neutral Tint Glass

" Self-Illuminating Ophthalmoscope

" Urinary Cabinets

BEATTIE'S Midwifery Forceps

BED Chairs

" Cradles

" " Greenway's

" " Lawrence's

" " Luke's

" " Salter's, &c.

" Frames

" " Luke's Portable

" Pans

" Rests

" Slippers

" Tents

" Waterproof Sheets

BEDS, AIR AND WATER

" Fracture

" Hydrostatic

" Spinal

BEDSTEADS, Hospital and Invalid

BEEF Tea, Apparatus for Making Superior

BEER'S Cataract Knives

" Needles for Solution

" Strabismus Knife

BELL'S Elevator and Punch
 „ Exhausting Apparatus for Evacuating Fluids
 „ Scaling and Stopping Instruments
 BELLOCCO'S Canula for Epistaxis
 BELLOWS, Inflating, for Beds and Pillows

BELTS

„ Abdominal
 „ Anal
 „ Ashburnham's
 „ Blundell's
 „ Cholera
 „ Elastic
 „ Electric
 „ for Corpulency
 „ „ Confining Lunatics
 „ Gymnastic
 „ Hernia
 „ Lever's
 „ Lumbago
 „ Palfrey's
 „ Pregnancy
 „ Prolapsus
 „ „ Ashburnham's
 „ „ Blundell's
 „ „ Lever's
 „ „ Palfrey's
 „ Rib
 „ Riding
 „ Swimming
 „ Umbilical
 „ Uterine

BELTS and Gloves for the Insane

BENNETT'S Bivalve Speculum
 „ Cross-jointed Speculum Forceps
 „ Enema Syringe
 „ Pleximeter and Hammer
 „ Potassæ cum Calce
 „ Uterine Case and Instruments
 „ „ Stems
 „ „ Tents

BENT SCISSORS, all kinds

BERKELEY HILL'S Caustic Injector
 „ „ Instruments

BEST Quality Electro-Plate of all Patterns

BICHROMATE of Potash Batteries

BIDETTES

BILATERAL Metrotome, Greenhaigh's

BILLING'S Stethoscope

BINDERS, for use after Accouchment

BINOCULAR Microscopes

BIRD Stuffing Instruments

BIRD'S Inhaling Tubes

„ Sequestra Forceps
 „ Stethoscopes
 „ Vaginal Syringes

BISTOURIES

„ Concealed
 „ Curved
 „ Desmarre's
 „ Double-Edged
 „ Fistula
 „ Fixed
 „ Folding
 „ Hernia
 „ Liston's
 „ Pocket
 „ Probe-Pointed
 „ Rowelling (Veterinary)
 „ Sharp-Pointed
 „ Sim's
 „ Straight
 „ Tonsil
 „ Veterinary of all kinds
 „ Walton's
 „ With Lock Backs

BISTOURY Caché

BIVALVE Specula

„ „ Anal
 „ „ Bennett's
 „ „ Bozman's
 „ „ Vaginal

BLACKBEE'S Self-Adjusting Pessary

„ Resilient Skeleton Speculum

BLACKWELL'S Apparatus for Bathing Horses' Legs

BLADDER INSTRUMENTS

„ Catheters
 „ Syringes
 „ Trocars

BLAISE'S Vulcanite Urinometer

BLEEDING Bandages

„ Basins
 „ Cans
 „ Lancets
 „ „ Veterinary

BLINDS, Veterinary

BLIZARD'S Lithotomy Knife

BLOOD Cans

„ Catheters } Veterinary
 „ Sticks }

BLOWER'S Bed Slipper

„ Portable Cradle

EVANS & WORMULL, 31, STAMFORD STREET, LONDON.

BLOWPIPES, various shapes and sizes

BLOXHAM'S Chloroform Graduated Bottles

" Extension Splints

" Fracture Splints

" " Cradles

BLUNDELL'S Bandages

" Belts

" Midwifery Forceps

" Trachea Tubes

BLUNT CROTCHETS

" Midwifery Hooks

" Strabismus Hooks

BODILY Deformity, Instruments for

BODY, Foreign, Scoop

" " " Walton's

" Bones of various parts of

BOND'S Gullet Forceps and Hook

BONE Drills

" Forceps, Angled, Curved and Straight

" " Butcher's

" " Ferguson's

" " Liston's

" " Various sizes

" Gouges, Angled, Curved and Straight

" Scoops

BONNET'S Apparatus for Exercising Ankle Joint and
Knee Joint

BOOK of Charts for Thermometer

BOOT, High Heel

BOSEMAN'S Tubular Needles

BOTANICAL Cases

" Microscopes

BOTTLES

" Æther

" Breast

" Chloroform

" Collodion

" Cupping

" Feeding

" Hot Water

" India Rubber

" Iodine

BOOTS for Bow Legs

" " Club Foot

BOUGIES of all kinds, sizes and materials

" à Boule

" Æsophagus

" Cases for

" Catgut

" Caustic

" Conical

" Elastic Gum

" Gauge for

BOUGIES, Lachrymal

" Laminaria

" Medicated, all kinds

" Metallic

" Rectum, in Gum, Vulcanite or Wax

" Spiral

" Stricture

" Taper

" Throat

" Urethra

" Vulcanite

" " in Sets

" Wax

BOUJEAURD'S Suspenders

BOUSSEY'S Intra-Uterine Speculum

BOW Forceps

" Legs, Stem and Boot for

" Saws

BOWMAN'S Artificial Pupil Needle Hook

" Canula Lancet

" Canaliculus Knife

" Dilator for the Canaliculus

" Double Spud

" Eye Douches

" Eyelid Retractors

" Knife and Scoop for Torsal Cysts

" Lachrymal Probes

" Needles

" Punctum Knife

" Stop Needle

" Strabismus Scissors

" Style

" Suture Needles

BOXWOOD Nipple Shields

" Pessaries

" Thermometers

BOZEMAN'S Double-curved Scissors

" Speculum

" Straight and Curved Knives

" Suture Adjusters

BRACES for Round Shoulders and Stooping

BRAIN Knives

BRAITHWAITE'S Midwifery Forceps

BRASDOR'S Apparatus for Fractured Clavicle

BRASS Syringes of all kinds

" " for Ear

" " Veterinary

" Enema Apparatus

BRAXTON HICK'S Instruments

" " Rope Ecraseur

BREAD Knives of all kinds

" Platters of all kinds

EVANS & WORMULL, 31, STAMFORD STREET, LONDON.

BREAST Bottles
 „ Glasses
 „ Knives and Scalpels of various kinds
 „ Pumps, all kinds
 „ „ Capron's &c.
 „ Relievers
 BRESQUEUN'S Exploring Syringes
 BROAD-POINTED Forceps, for Removing the Toe Nail
 BROADBENT'S Tumour Syringes
 BROCA'S Goniometer, Charricre's, for measuring Angles

BRODIE'S Bandages
 „ Blood Catheters
 „ Bougies
 „ Catheters
 „ „ Double Channel
 „ Director
 „ Fistula Director
 „ Hernia Director
 „ Lithotomy Instruments
 „ Lithotrites
 „ Prostrate Catheters

BRONCHOTOMY Instruments, Veterinary

BROOKE'S Needle for Staphyloraphia

„ Uvula Forceps

BROWN'S Gaustry Irons
 „ Cervix-Uteri Scissors
 „ Directors
 „ Ovariectomy Clamps

BRUNNINGHAUSEN'S Midwifery Forceps

BRUNTON'S Auriscopes

BRUSHES, Caustic
 „ For all Medical Purposes
 „ Larynx
 „ Throat
 „ Trephine

BRYANT'S Abdominal Belts

„ Torsion Forceps

BUCHANAN'S Rectangular Staff, various sizes

BUCKET Legs

BUCKLE'S Leech Conservator

BUDD'S Elastic Probes

BULL-DOG Forceps

BULLET, Electric, Detectors

„ Extractors

„ Forceps

„ „ Improved

„ „ Luer's

„ „ Savigny's

„ Probes

„ Scoops

BULLEY'S Thigh Splints

BULLOCK Holders and Rings

BUNSEN'S Batteries

BURNISHING Instruments for Teeth

BURROW'S Stethoscope

BUSHE'S Hæmorrhoidal Needles

BUSK'S Leg and Thigh Splints

BUTCHER'S Amputating Saws

„ Bone Forceps

„ Excision and Resection Saws

BUTTER Knives, all kinds

BUTTLE'S Spear-pointed Scarificators

BUZZARD'S Clinical Thermometer

„ Hypodermic Syringe

C.

CABINETS, Beale's Urinary
 „ Chemical
 „ Dental
 „ Harley's
 „ Microscopical
 „ Object

CAGES, Animalculæ

CALCULUS Extractors
 „ Forceps
 „ Landing Net for
 „ Scoops
 „ Sounds

CALICO Bandages

„ Rollers

CALKIN'S Eye Shade or Occhiombra

CALLIPERS, for Measuring the Head or Chest

CAMBRIDGE Gymnastic Bands and Belts

„ „ Dumb Bells

CAMEL-HAIR Brushes

„ „ Pencils

CAMERA Lucida

„ Obscura

CANADA Balsam

CANALICULUS KNIVES

„ „ Critchett's

„ „ Stelling's

„ „ Weber's, Improved

„ Scissors

EVANS & WORMULL, 31, STAMFORD STREET, LONDON.

CANULAS

- „ Bellocq's
- „ Durham's
- „ Epistaxis
- „ Forceps for Nasal Polypi
- „ „ „ Removing Calculi from Urethra
- „ Gooch's
- „ Instrument for Holding Lint or Sponge
- „ Lee's
- „ Needle Holder
- „ Polypus
- „ Scissors for the Iris, Wilde's
- „ Tracheotomy

CAPILLARY Tubes for Vaccine

CAPITAL CASES, *see* Plates and Miscellaneous Cases

CAPSULAR FORCEPS.

- „ „ Curved Blade
- „ „ Needle Point
- „ Instruments
- „ Scissors
- „ „ Wyldc's

CARBOLIC Acid Diffuser, Goddard's

„ „ Lac Plaister

CARBOLIZED Catgut for Ligatures

„ Dressings

„ Tow

CARDIOGRAPH, Marey's, for Graphically Indicating the Heart's Action

CARRIES of Vertebrae, Apparatus for

CARRYING Invalid Chairs

CARTE'S Aneurism Tourniquet, for Groin and Thigh

CARTILAGE Knives

„ Nippers

CASE, Angove's Accident

CASE'S Registered Cushions for Invalids

CASES, suitable for all Instruments

- „ Amputation
- „ Army Hospital
- „ „ New Regulation
- „ Bistoury
- „ Bougie and Catheter
- „ Capital
- „ Clinical
- „ Colonial
- „ Cupping
- „ Dental
- „ Dissecting
- „ Emigration Service
- „ Enema
- „ Eye
- „ Inhaler

CASES, Lancet

- „ Lithotomy
- „ Merchant Service
- „ Midwifery
- „ Miscellaneous
- „ Moffitt's
- „ Navy Service
- „ Operation, all kinds
- „ Ophthalmic
- „ Ovariectomy
- „ Pocket
- „ P. & O. Service
- „ Portable Medical and Surgical
- „ Royal Mail Service
- „ Scalpel
- „ Tooth
- „ Trocar
- „ Uterine
- „ Veterinary

CASSELLA'S Air Meter, for Measuring the Degree of Ventilation of Hospitals

„ Spirometer

CASTING Hobbles, Veterinary

CASTRATING INSTRUMENTS

- „ Clams
- „ Irons
- „ Knives

CATARACT Glasses

CATARACT KNIVES

- „ „ Beer's
- „ „ Dixon's
- „ „ Graefe's
- „ „ Sichel's
- „ „ Tyrell's
- „ „ Wentzell's
- „ „ White Cooper's, &c.
- „ „ Needles for Extracting, &c.

CATGUT Bougies

„ Ligatures

„ Sutures

CATHETER Cases, Leather or Japanned Tin

„ Gauge

„ Scoops

CATHETERS of all kinds, materials and sizes

- „ à Boule
- „ Blood
- „ Brodie's
- „ Caustic
- „ Coulson's
- „ Dawson's
- „ Double Channel
- „ Elastic Gum
- „ Erichsen's

CATHETERS Eustachian
 " Female
 " Ferguson's
 " Folding
 " Gauge for
 " Holt's Self-retaining
 " Improved Retentive
 " India-rubber Bag and Tube to fit
 " Kramcr's Nasal
 " Male
 " Plated
 " Portable Male and Female
 " Prostratic
 " Retentive Bandage for
 " Set of, in Case
 " Silver
 " Sims's
 " Sigmoid
 " Stafford's
 " Teevan's
 " Thompson's
 " Stop-Cock, for Injecting Bladder
 " Syringe
 " Veterinary
 " Winged

CATLINS

CATLIN'S Alveolar Forceps
 " Apparatus and Electro-Magnetic Machines
 " Nitrous Oxide Gas Bag

CAUSTIC BOTTLES AND BRUSHES

" Bougies and Catheters
 " Cases, Ebony, Gold, Platinum, Silver,
 Seamless, Vulcanite, &c.
 " " Veterinary
 " Catheters
 " Forceps
 " Holders, all kinds
 " " for Speculum
 " Injector, Berkeley Hill's
 " Points

CAUSTIQUE Urethral

" Uterine

CAUTERIES, Actual

" Galvanic
 " Wordsworth's

CAUTERIZING IRONS

CAUTERY Iron, Corrigan's

CEPHALOMETER, Bloxham's, for determining the size
 of the Foetal Head during Parturition

CEPHALOTRIBES, for Crushing or Breaking
 down the Foetal Head

" Bandeloque's
 " Hick's
 " Simpson's, &c.

CERATOTOMES, for dividing the Cornea

CERVIX Uteri Knives

" " " Syme's
 " " Scissors, J. B. Brown's

CHAIN Hooks

" Saws

CHAIRS, Dentists' Operation

" Carrying and Invalid

CHALK'S Eye Drop Bottles

CHAMPAGNE Nippers and Knives

CHANNELS for the Ear

CHAPMAN'S Ice and Water Bags

CHARRIERE'S Instruments

" Double Spine Saws

CHART Books for Barometers

" " " Thermometers

CHASSAIGNAC'S Ecraseurs

" Speculum Oris

CHEEK Retractor

CHEMICAL APPARATUS

" Cabinets

" Scales and Weights

" Thermometers

CHEST Callipers

" Expanders

" Measurers

" " Simpson's

" " Thomson's

" Protectors

" Trocars and Canulas

CHESTS, MEDICINE, all sizes

CHILDREN'S AIR & WATER BEDS

" Appliances for Deformity

" Arm Slings

" Arm and Leg Splints

" Bow Leg & Club Foot Appliances

" Elastic Syringes

" Invalid Cots

" Lithotomy Instruments and Staff

" Sounds

" Spinal Appliances and Supports

" Teeth Instruments

" Trusses

" Umbilical Belts

CHIROPODISTS' INSTRUMENTS

" " in Sets

" Corn Knives and Razors

" Cases, containing assorted

Knives, Files, Forceps,

Scissors, &c.

CHISELS, Gouges, Hammers, Saws, &c. for Head and
 Spine, &c.

CHINESE Twist for Ligatures

EVANS & WORMULL, 31, STAMFORD STREET, LONDON.

CHLOROFORM BOTTLES

- " Inhalers, Murphy's
 " " Sibson's
 " " Skinner's
 " " Snow's, &c.

CHOLERA Belts

- CHURCHILL'S Craniotomy Forceps
 " Crotchets
 " Midwifery Forceps

CHURTON'S Elastic Bandage

CILIA Forceps

CIRCULAR Trusses

CIVIALE'S Lithotrites

- " Scoops
 " Urethrotomes

CLAMPS FOR HÆMORRHOIDS

- " " " Ashton's
 " " " Curling's
 " " " Gowland's
 " " " Quain's
 " " " Smith's
 " " Ovariotomy
 " " " Spencer Well's
 " " " Veterinary

CLARK'S Block Tin Inhaler

- " Female Syringe
 " Midwifery Forceps
 " Spray Producers

CLAVICLE Apparatus

- " Bandages
 " " Ellis's

CLAY'S Insufflator

- " Pessaries

CLEFT PALATE Instruments

- " " Forceps
 " " Knives
 " " Needles
 " " " Brooke's
 " " " Ferguson's
 " " " Liston's
 " " " Roux's

GLENDON'S Chloroform Inhaler

- " Elevator
 " Tooth Forceps

CLINE'S, Arm, Leg and Thigh Splints

CLINICAL THERMOMETERS

- " " Aitken's
 " " Allbutt's
 " " Self-Registering
 " " Veterinary

CLIPPING Machines and Scissors

CLISEOMETERS for Measuring the Degree of Inclination of the Pelvis, &c.

CLITORODECTOMY Forceps

CLOAK for Fumigation

- " " Vapour Bath

CLOSETS, Earth, for Field Hospitals, Tents, &c.

CLOVER'S Chloroform Apparatus

- " Debris Extractors
 " Face-Pieces
 " Inhaler Stop-Cocks
 " Mouth Props
 " Nitrous Oxide Gas Apparatus
 " Starch Bandage Scissors

CLUB FOOT Instruments

- " " Edwards's Shoe for
 " " Scarpa's " "
 " " Strohmeier's Apparatus for

CLYSMADUCTS or Enema Tubes

CLYSTER Pipes and Syringes

- " " " " Veterinary

COCCINI'S Ophthalmoscopes

COCK'S Trocars

COCKING'S Belts

- " Poroplastic Bandages
 " " Felt
 " " Sheets

CODDINGTON Lenses

COGHLAN'S Metrotome or Hysterotome

COILS, Ruhmkorff's Induction

COLEMAN'S Chloroform Inhalers

- " Economising Apparatus
 " Odontological Bag

COLE'S Trusses

COLLIER'S Respirators

COLLIN'S Midwifery Forceps

COLLIS'S Seaweed Bougies

COMMON Splints

COMPANIONS, Ladies'

COMPOUND Achromatic Microscopes

COMPRESSES Hare Lip

- " Uterine

COMPRESSORS, ANEURISM

- " De Carte's
 " Eyelid
 " Gully's
 " Lister's
 " Signorini's
 " Skey's

COMPRESSED Nitrous Oxide Gas

CONCAVE Secondary Knives

CONCEALED Bistouries

- " " Veterinary
 " Tonsil Lancets

EVANS & WORMULL, 31, STAMFORD STREET, LONDON.

CONCENTRATING Lenses, for Ophthalmoscope
 CONGENITAL Deformity, Apparatus for
 CONICAL Bougies and Catheters
 CONSTANT Batteries
 " " Stöhrer's
 CONQUEST'S Craniotomy Forceps
 " Midwifery "
 CONSERVATORIES, Leech
 CONTRACTED Joints, Apparatus for
 CONTRACTIONS and Deformities, Instruments for
 CONVERSATION Tubes
 CONVEX Secondary Knives
 COOK'S Knives
 COOPER'S Calculus Extractors
 " Fracture Apparatus and Cradles
 " Hernia Bistoury
 " Stricture Dilator
 " Tumour Hook
 COPPER Retractors
 COPELAND Hutchinson's Retractors
 CORD for Ligatures
 CORK Arms, Hands, and Legs
 " Presses
 " Screws of all kinds
 " Wedges for Fractured Jaw
 CORKS of all kinds
 CORNETS, Hearing
 CORN Instruments
 " Knives
 " Razors
 CORNUCOPEAN Feeders
 CORRIGAN'S Button Caутery
 " Firing Irons
 COTTAGE Hospital Beds, Instruments and Cases, and
 Cabinets
 " " Operation Tables
 COTTON Net Bandages
 " Suspensors
 " Wool
 COTTON'S Throat and Trachea Forceps
 " Tongue Depressor
 " Trachea Sponge
 COUCHES, Invalid and Spinal
 COULSON'S Caustic Catheter
 COVERS, Leather, for Cases
 COWELL'S Strabismus Hooks
 COXALGIA, Appliances and Splints for
 COXETER'S Bullet Extractor
 CRADLES, Bed and Fracture &c.
 CRAMPTON'S Female Dilator
 CRANIOCLASTS, for breaking up the Fœtal Head,
 Simpson's, &c.
 CRANIOMETERS, for measuring the Head

CRANIOTOMY INSTRUMENTS

Forceps, Barnes'
 " Churchill's
 " Conquest's
 " Davies'
 " Holme's
 " Lee's
 " Lever's
 " Mathew's
 " Murphy's
 " Priestley's
 " Ramsbotham's
 " Simpson's
 " Waller's
 " Zeigler's

CRIB Waterproof Sheets

CRIMEAN Padded Splints

CRIPPS' Skin Grafting Scissors

CRITCHETT'S Director and Hook

" Eyelid Retractor

" Knives

" Ophthalmoscope

" Strabismus Scissors

CROOKED Scissors

CROSS-ACTION Forceps

CROTCHETS, Single and Double

" Churchill's

" Davies'

" Smellie's

CRUISE'S Dislocation Apparatus

CRUTCHES of all kinds, improved

" Double or Single Spring

" French

" Without Springs

CUPPING Glasses of various form and size

" Instruments and Cases

" Scarificators, Air Pumps and Lamps

CUPS, Invalid Feeding

CURRER'S Phymosis Dilator

CURETTES and Cystotomes

" and Hooks

" Tilt's Uterine

CURLING'S Fistula Bistoury and Dilator

" Forceps for applying Acids

" Forceps and Needle for Phymosis

" Hæmorrhoid Clamp and Forceps

" Needle for Ligature

" Rectum Speculum

CURTIS'S Hearing Trumpets

CURVATURE of Spine, Apparatus for

EVANS & WORMULL, 31, STAMFORD STREET, LONDON.

CURVED Bistouries, Probe and Sharp-pointed
 „ Knives
 „ Scissors, all kinds
 „ Suture Needles
 „ Trocar for puncturing the Bladder
 through the Rectum
 CUSCO'S Vagina Speculum
 CUSHIONS, Air
 „ Water

DALRYMPLE'S Needles for Solution
 DANIEL'S Constant Batteries
 „ Fracture Bed
 DARBO'S Cork Nipple Shield
 „ Feeding Bottle
 DAVIES', REDFERN, Hernia Instruments

DAVIS'S Craniotomy Forceps
 „ Crotchet, Guarded
 „ Instruments for Hernia
 „ Midwifery Forceps
 „ Osteotomist
 „ Stethoscope

DAVY'S Instrument for Club Foot
 „ Stricture Dilators

DAWSON'S Catheters
 DAY and Night Urinals
 DAY'S Thermic Hammers

DEBILITY, Appliances for

DEBRIS Extractor, Clover's

DECAPITATORS, Uterine

DECAPITATION Instruments, Rambotham's

„ „ Lever's

DE CARTE'S Compressor

DEFICIENCIES, Appliances for

DEFORMITY, Apparatus and Appliances for

„ Boots for

„ Leg Irons for

„ Little's Instrument for

„ Scarpa's Shoe for

„ Spinal Apparatus for

DE MAREY'S Sphygmograph

DENMAN'S Midwifery Forceps

„ Perforator

DENTAL Cabinets and Cases

„ Instruments, American

„ „ Veterinary, Gowling's

DENTISTS' Instruments

„ Stoppings

CUTLERY of all kinds, Evans & Wormull's
Superior

CUTTING Fourchette Dilators

„ Tracheotomy Forceps

CYLINDERS, Copper

CYSTOTOMES and Curettes for the Eye, in one handle
or separately

CZERMAR'S Demonstrating Laryngoscope

D.

DENTITION, Osteological Preparations of

DEPRESSORS, Jointed

„ Tongue

DESK Knives

DESMARRE'S EYE INSTRUMENTS

„ Bistouries

„ Forceps

„ Hooks

„ Knife

„ Needles

„ Retractors

„ Scarifying Knives

„ Secondary Knives

„ Speculum

„ Tumour Forceps

DESSAULT'S Thigh Splints

DESERT Knives and Forks, Evan's and Wormull's
Superior

DETECTORS, Bullet

D'ETIOLE'S Ear Instruments

DEWAR'S Spray Apparatus

DEXTRINE for Stiffening Bandages

DIAGNOSIS, INSTRUMENTS FOR

Aspirators

Auriscopes

Bullet Detectors

Exploring Needles

Lamps

Laryngoscopes

Microscopes

Ophthalmoscopes

Otoscopes

Probes

Pelvimeters

Reflectors

Sounds

Specula

Sphygmograph

Spirometers

Stethoscopes

Thermometers

EVANS & WORMULL, 31, STAMFORD STREET, LONDON

DIEFFENBACH'S Artery Forceps
 DIEULAFOY'S Aspirator
 " Suction Trocar
 DIFFERENTIAL STETHOSCOPES
 DIFFUSER, Carbolic Acid
 " Fumigating
 DILATING Canula
 " Specula
 DILATORS, Œsophagus
 " Ashton's Hydrostatic Rectum
 " Cooper's
 " Cutting
 " Fluid
 " Fourchette
 " Holt's
 " Lithotomy
 " Lyon's
 " Os Uteri, Barnes's
 " Priestley's
 " Rectum
 " Richardson's
 " Symes's
 " Simpson's
 " Stricture
 " Thompson's
 " Three Bladed
 " Todd's Rectum
 " Urethra
 " Uterine
 " Vagina

DIRECTIONS for Measurements for
 Artificial Arms, Feet,
 Hands and Legs
 Bands
 Belts
 Elastic Stockings
 Knee Caps
 Spinal Supports
 Suspenders

} See end of Miscellaneous
 Cases of Instruments.

DIRECTORS of all kinds and Sizes
 " and Aneurism Needle Combined
 " Brodie's
 " Eye
 " Hernia
 " Probe
 " Silver
 " Veterinary

DISARTICULATED Bones and Skeletons

DISLOCATION APPARATUS
 " " Cruise's
 " Belts
 " Forceps
 " Pulleys and Straps

DISLOCATED Thumb, Instrument for

DISPENSARIES, Cases of Instruments for
 " Portable

DISPENSING Cabinets
 " Glasses
 " Scales and Weights

DISSECTING INSTRUMENTS
 " " Veterinary
 " Forceps
 " Knives
 " Saws, &c.

DISTORTION, Apparatus and Appliances for

DIXON'S Cataract Knives

DOBELL'S Stethoscope

DOCKING Instruments, Veterinary

DOMESTIC Medical and Surgical Apparatus and
 Appliances of all kinds

DOMETT Bandages

DOUBLE Bistouries
 " Blunt Hooks
 " Channel Canula, for Washing out
 Uterus and Bladder

" " Catheters

" Curved Scissors

" Cutting Hooks

" Hooks

" Inclined Plane, Amesbury's

" " " Liston's

" " " Smith's

DOUCHE Baths

" Ear

" Eye

" Eczema

" Heath's Syphon

" Lund's Ear

" Nasal

" Post Partum Hæmorrhage

" Rectum

" Syphon

" Uterine

" Vaginal

DRAINAGE TROCARS, Chassaignac's, &c.

" Tubes

" " India Rubber

" " Wire

DRAWING Knives and Searchers, Veterinary

DRENCHING APPARATUS } Veterinary
 " Frames and Horns }

DRESSING INSTRUMENTS of all kinds

" Cases

" Forceps

" Scissors of various shapes and sizes

" Trays

EVANS & WORMULL, 31, STAMFORD STREET, LONDON.

DRILLS, Dental
 DRINKING Cups and Flasks of all kinds
 DROP Bottles
 " Tubes
 DROPSY Trocars
 DRUITT'S Tooth Forceps
 DRY CUPPING Instruments
 " " " Capron's
 DUCKBILL Specula
 " " Sims's
 DUCKWORTH'S Stethoscope
 DUFFIN'S Pessaries

DUMB BELLS
 DUPLAY'S Rhinoscope

DUPUYTREN'S Double Bladed Female
 Lithotomes
 " Bistouri Caché
 " Forceps for Artificial Anus
 " Splint for Fractured Patella
 DURHAM'S Urethral Syringe
 DUVAL'S Hot Air and Vapour Baths
 DYNAMOGRAPHS, for registering Muscular Power
 DYNAMOMETERS, for measuring the Muscular Strength

E.

EAR INSTRUMENTS

" Artificial Tympanum for
 " Baths
 " Canulas for Polypus
 " Channels
 " Douches
 " Forceps
 " " for Foreign Bodies
 " " for Polypus
 " Illuminators
 " " Avery's
 " " Jordan's, &c.
 " Lamps
 " " Avery's
 " " Brunton's
 " " Jordan's
 " " Miller's, &c.
 " Probes
 " Scoops
 " " Imray's
 " " Liston's
 " " Yearsley's
 " Specula
 " " Avery's
 " " Cramer's
 " " Harvey's
 " " Pilcher's
 " " Wilde's
 " " Toynbee's
 " " Yearsley's
 " Spout for conducting water from Ear
 " Syringes of various kinds
 " Toynbee's Speculum for
 " Trumpets, various materials and sizes
 " Tubes
 " Wilde's Speculum for
 EARLE'S Fracture Bed
 " Jointed Caustic Holder
 EARDLEY WILLMOT'S Filette

EARTH CLOSETS, for Field & Tent Hospitals

EARTHENWARE Bed Pans
 " Inhalers
 " Urinals
 EASEL, Invalid and Reading
 EBONITE Pulverizers
 EBONY Stethoscopes
 ECLECTIC Inhalers, Bullock and Reynold's
 ECONOMISING Nitrous Oxide Gas Apparatus
 ECRASEURS for removing Polypi & Tumours
 " Barnes's
 " Braxton Hick's Wire Rope
 " Charriere's
 " Chassaignac's
 " Galvanic Cautey, Middeldorp's
 " Heywood Smith's
 " Mathieu's
 " Meadow's
 " Screw
 " Sims's
 " Uterine

EDWARDS'S Economizing Apparatus

" Stethoscopes
 " Tracheotomy Hook

EGUISIER'S Irrigateurs
 EIGHTEEN Tailed Bandage

ELASTIC Anklets

" Bands
 " Bandages
 " Belts
 " Bougies
 " Catheters
 " Cotton Net Bandages
 " Enemas
 " Knee Caps
 " Leggings
 " Pessaries
 " Rectum Plugs

EVANS & WORMULL, 31, STAMFORD STREET, LONDON.

ELASTIC Stockings

- „ Supports
- „ Syringes
- „ Thigh Pieces
- „ Tubes for Lithotomy
- „ Urethra Syringes

ELBOW, Apparatus for Contracted or Stiff

„ Splints

ELECTRICAL Apparatus and Instruments

ELECTRIC Bands and Belts

ELECTRODES for the Bladder

- „ „ Ear
- „ Laryngeal
- „ for the Spine
- „ „ Teeth
- „ „ Throat
- „ „ Uterus, &c.

ELECTRO Galvanic Batteries, Improved

ELECTRO MAGNETIC Machines & Apparatus

ELECTRO PLATE, superior quality of all kinds

- „ Plated Bougies and Catheters
- „ „ Instruments
- „ „ Knives and Forks

ELECTRO Puncture, Instruments for

ELEVATING Beds and Lifts

ELEVATORS, Cranium, for Trepanning and Necrosis

„ Tooth

ELLIOTSON'S Stethoscopes

ELLIS'S Caustic Holder

- „ Clavicle Apparatus
- „ Uterine Dilators

EMBALMING Syringes

EMBRYOTOMES for Division of the Fœtus.

EMBRYOTOMIST, Davies', &c.

EMBRYOTOMY Instruments

EMERGENCY Cases

EMPYEMA Instruments

EMIGRATION Service, H. M., Cases for

ENDOSMOMETERS for estimating Osmotic Currents

ENDOSCOPES for inspecting Mucous Canals, more particularly the Urethra

„ Archer Warwick's

ENEMA Apparatus of all sorts

- „ Evans and Wormull's Self-acting
- „ and Stomach Pump combined
- „ Syringes, Improved

ENTOMOLOGICAL INSTRUMENTS

- „ Forceps
- „ Knives
- „ Scissors, &c.

ENTROPIUM FORCEPS

- „ „ Desmarro's
- „ „ White Cooper's
- „ „ Wilde's

EPIGLOTTIC Pincette

EPISTAXIS Canula

FRICHSSEN'S Catheters for Debris

- „ Fluid Caustic Catheter
- „ Forceps for Extracting Foreign Bodies from Skin
- „ Hollow Sound
- „ Lithotomy Knife and Scoop
- „ Scissors for Tonsils and Uvula
- „ Trocars for Chest

FSMARCK'S Bandage Knife

- „ „ Scissors
- „ Bloodless Bandage

ÆTHER Spray Apparatus, Richardson's

ETIOLE'S Instrument for the Urethra

EUSTACHIAN CATHETERS

- „ „ Cramer's
- „ „ Pilcher's
- „ „ Yearsley's

EVANS & WORMULL'S Abscess Scarificator

- „ Army & Navy & Mail Service Cases
- „ Cane Splints
- „ Clinical Thermometers
- „ Cutlery, Superior
- „ De Wilde's Electric Bullet Probes
- „ Enema Syringes
- „ Hydrocele Syringes
- „ Hypodermic Syringes
- „ „ „ Veterinary
- „ Improved Operation Cases
- „ Irrigators
- „ Moffitt's Splints
- „ Ophthalmic Instruments and Cases
- „ Pus Trays
- „ Rotary Trephine
- „ Spray Apparatus
- „ Student's Pocket Case
- „ Surgeons' New Regulation ditto
- „ „ Improved Cases
- „ Trusses, Improved
- „ Urethra Dilators
- „ Vaccination Instruments
- „ Vaccinators
- „ Veterinary Instruments, Improved
- „ Winged Tourniquets

EVAPORATING Dishes

EVAPORIZERS

EWEN'S Tonsil Guillotine

EXCAVATING Instruments for the Teeth

EVANS & WORMULL, 31, STAMFORD STREET, LONDON.

EXCISING Forceps

EXCISION Saw

,, Splints

EXPANDERS, Chest

EXPLORING Needles

,, Syringes

,, ,, Bresquen's

,, ,, Protheroe Smith's

,, ,, Vanzatti's

,, Trocars

,, ,, in Case

EXTENSION Splints

EXTRACTORS, Calculus

EYES, Artificial

EYE INSTRUMENTS AND CASES

,, Baths

,, Curettes

,, Cystotomes

,, Douches and Fountains

,, Drop Bottles, Chalk's

,, Forceps

,, Glasses

,, Knives

,, ,, Beer's

,, ,, Dixon's

,, ,, Sichel's

,, ,, Tyrell's

,, ,, White Cooper's, &c.

,, Needles

,, Beer's

,, ,, Dalrymple's

,, ,, Bowman's

EYE Needles, Saunders's

,, ,, Walton's, &c.

,, Pieces for Microscopes

,, Protectors

,, Scissors

,, ,, Bent

,, ,, Curved

,, ,, Straight, &c.

,, Shades

,, Specula

,, ,, Adams'

,, ,, Bowman's

,, ,, Critchett's

,, ,, Pellier's

,, ,, Walton's, &c.

,, Styles

,, Syringes

,, Test Glasses

,, ,, Types

,, ,, ,, Jaeger's

,, ,, ,, Snellin's

EYE-BALL Hooks

EYE-LID Compressors

,, Retractors

,, ,, Adams'

,, ,, Bowman's

,, ,, Critchett's

,, ,, Laurence's

,, ,, Pellier's

,, ,, Saunders's

,, ,, Walton's, &c.

,, Spatula

F.

FABRIZZI's Tympanoic

FACE-PIECES, Inhalation

FARADIZATION Apparatus

FARRE's Midwifery Forceps

FARRIERS' Tools and Cases

FAULDING's Vapour Baths

FEEDING APPARATUS

,, ,, Paley's

,, Bottles, various

,, Cups for Invalids and Lunatics

FEET, Artificial

,, Bones of

,, Hot Water Bottles for

FELT, white, for Pads and Splints

FEMALE DISEASES, Instruments for

,, ,, Ecraseurs for

,, ,, Hysterotomes for

,, Catheters

FEMALE Pelvis

,, Pessaries

,, Sounds

,, Specula

,, ,, Bennett's

,, ,, Boivin's

,, ,, Ferguson's

,, ,, Meadow's

,, ,, Ricord's

,, ,, Sims'

,, ,, Smith's, &c.

,, Staffs

,, Syringes

,, ,, Improved

,, Urethra Dilators

,, ,, ,, Priestley's

,, ,, ,, Simpson's

,, Urinals

,, Uterine Sounds

EVANS & WORMULL, 31, STAMFORD STREET, LONDON.

PENETRATED Artery Forceps

" Tumour Forceps

" " Excision Splints

FERGUSON'S Bone Forceps

" Calculus Extractors

" Excision Splints

" Glass Silvered Specula

" Hernia Instruments

" Knives for Staphyloraphy

" Leg and Thigh Splints

" Lion Forceps

" Lithotomy Instruments

" Lithotrites

" Needles

" Operating Forceps

" Palate Knives

" Patella Splints

" Rectum Specula

" Saw, with Folding Back

" Searcher

" Speculum Ani

" Splint for Excision of Knee Joint

" Stethoscope

" Stricture Staff and Knife

" Trocar & Syringe for Hydrocele

" Vagina Speculum

FIELD Apparatus and Appliances

" Operation Cases

" " Tables

" Panniers, Army

" " Hospital

" Tourniquets

FIGURES, for Measurement of Appliances,
Bands, Belts, Bandages, & Trusses" Padded, with Movcable Joints to
demonstrate Bandaging, Applica-
tion of Splints and Trusses, Ob-
stetric Manipulations, &c.

FILE Holders

FILES, Dentists'

" Teeth

FILLETS

FILTERS of all kinds

FILTERING Paper

FINE Hooks for Vesico-Vaginal Fistula

" " all kinds

FINGERS, Apparatus for Contracted and Fractured

FINGER Bistouries

" Knives, Broad and Narrow

" " Lisfranc's

" " Liston's

" Saws

" Scalpels

FINGER Sheaths

" Splints

" Stalls

FIREMEN'S Respirators

FIRING Irons, Veterinary

FISH Carvers, Knives and Forks

FISHING Knives of all kinds

FISTULA INSTRUMENTS

" Bistouries

" " Ashton's

" " Curling's

" " Gant's

" " Lane's, &c.

" Directors

" Knives

" Lachrymalis Instruments

" Probes

" Rectal

" Recto-Vaginal, Instruments

" Scissors

" Vesico-Vaginal, Instruments

FITCHE'S Prolapsus Uteri Support

FITKIN'S Elevators for whole Teeth and Stumps

FLANNEL Bandages and Belts

" " Lithotomy

" " Roller

" Fomentation

FLASKS for Medicine, Wine, &c.

FLEAMS, Veterinary, Single, Double and Improved

FLESH Brushes

" Gloves

" Rubbers

FLEXIBLE Conversation Tubes

" Uterine Stems

FLUID Dilators

" " Ashton's

" " Uterine

FETAL Skeletons

" Skulls, &c.

FOALING Instruments

FOLDER'S Powder

FOLDING CATHETERS, Male and Female

" Director and Aneurism Needles

" " and Hernia Knife

" Instruments and Knives of all kinds

FOMENTATION Flannel

FOMENTING Apparatus, Veterinary

FOOT, Artificial

" Warmers

FOREIGN Body Scoops

FOREIGN INSTRUMENTS of all kinds

EVANS & WORMULL, 31, STAMFORD STREET, LONDON.

FORCEPS, Abortion

" Artery
 " " Assilini's
 " " Dieffenbach's
 " for Artificial Anus, Dupuytren's
 " Ashton's
 " Avery's Ear
 " Bar Clamped
 " Bar Curved
 " Bone
 " Bow
 " Bowel
 " Bullet
 " " Savigny's
 " Capsular
 " Cilia
 " Cotton's Throat
 " Clitorodectomy
 " Craniotomy
 " Cross Action
 " Curling's Hæmorrhoid
 " Curved
 " Curved Iris
 " Dental
 " Desmarre's
 " Dieffenbach's
 " Dissecting
 " Dressing
 " " Cross Action
 " " Spring
 " Ear
 " Entomological
 " Entropium
 " For introducing Trachea Tube
 " " Fixing the Eyeball
 " " Holding & Cutting Hare Lip Pins
 " " " Files
 " " " Needles, &c.
 " " Twisting Wire
 " Gouge, Hoffman's
 " Hare Lip
 " Hæmorrhoidal
 " " Ashton's
 " " Curling's
 " " Smith's, &c.
 " Improved Speculum
 " Iris
 " Lever
 " Liston's Artery
 " Lithotomy, Cross Action
 " " Curved
 " " Thompson's
 " Luer's Artery
 " " Gouge
 " Lunatics, for Holding Tongue of

FORCEPS, McClintock's Ovum

" " Uterine
 " Marshall's
 " Midwifery
 " Needle Holding
 " Necrosis
 " Nose
 " Onychia
 " Ovariectomy
 " Ovum
 " Phymosis
 " Pile
 " Placenta
 " Post Mortem
 " Polycratic
 " Polypus, Nasal
 " " Uterine
 " for Removing Styles
 " Resection
 " Ricord's
 " Schuff's
 " Self-Holding
 " Simpson's, Midwifery
 " " Ovum
 " Skull
 " Smith's Improved
 " Speculum
 " Split Shot, for Compressing
 " Sponge
 " Sponge Tent
 " Stage
 " Stone
 " Strabismus
 " Syme's Artery
 " Throat, Curved
 " " Mackenzie's
 " Tooth, of all kinds
 " " Clendon's
 " " Cartwright's
 " " Gordon's
 " " Robertson's
 " " Tomes's, &c.
 " Tonsil
 " " Assilini's
 " Torsion
 " Toynbee's
 " Tracheotomy
 " Trousseau's
 " Tumour
 " Urethra
 " Uterine
 " Veterinary, all kinds
 " Vulsellum
 " Watheu's Starch Bandage
 " Webber's Anti-Ligature
 " Wylde's Ear
 " " Entropium

EVANS & WORMULL, 31, STAMFORD STREET, LONDON.

FOREIGN BODIES, Instruments for Extracting

- " From Bladder
- " " Ear and Nose
- " " Rectum
- " " Throat
- " " Urethra

FORSTER'S Syphon Trocar

FOUNTAIN ENEMAS

" Eye

FOURCHETTE Dilator, Webber's

FOX'S Cupping Glasses

" Tooth Keys

FRACTURE APPARATUS

- " " Army
- " Beds
- " " Earle's
- " " Luke's, &c.
- " Cradles
- " " Blower's
- " " Cooper's
- " " Greenway's
- " " Lawrence's
- " " Salter's
- " Boxes
- " Cushions for, Air and Water
- " " Luke's
- " Slings
- " " Greenway's
- " " Hester's
- " " Luke's
- " " Salter's
- " Splints, Arm
- " " Leg

FRACTURE Splints, Army

- " " Cline's
- " " Elbow
- " " Grosse's
- " " Hand
- " " Liston's
- " " McIntyre's
- " " Moffitt's
- " " Perforated
- " " Potts's
- " " Thigh
- " Swings

FRACTURED CLAVICLE APPARATUS

- " " " Brador's
- " " " Ellis's
- " " Bandage
- " Jaw Apparatus
- " Patella Apparatus

FRENUM Scissors

FRAMES for Preventing Pressure and Weight of
Bed Clothes

FREEZING Apparatus for Preparing Artificial Ice

FRENCH INSTRUMENTS of all kinds

- " Crutches
- " Shears for Starch Bandages

FROG Plates for Microscope

FULCRUM for Supporting Wire when being Twisted

FUMIGATING Paper

FUMIGATORS

FUNIS Instruments, Robertson's

FUNNELS

FUNNEL Enemas, Veterinary

G.

GAGS, Cleft Palate

- " " Pick's
- " " Smith's
- " Mouth
- " Veterinary

GAIFFE'S Continuous Galvanic Batteries

GAITSKILL'S Obstetric Bandages

GALACTOMETERS, for Appreciating the Quantity of
Cream in Milk

GALVANIC APPARATUS of all kinds

- " Bands and Belts
- " Batteries of various sizes and power
- " Cautery Apparatus
- " Conductors, for Applying Electricity
to the Bladder, Ear, Face, Feet,
Spine, Teeth, Throat, Uterus, &c.

GALVANIC Machines

- " " Duchenne's
- " " Header's
- " " Stöhrer's
- " " Schmidt's
- " Uterine Stems

GALVANIZER, Laryngeal

GAMGEE'S Sand and Water Pads and Pillows

" Veterinary Instruments

GANT'S Concealed Fistula Knife

" Scissors for Nasal Polypus

GAS Apparatus for Nitrous Oxide

- " " " Compressed ditto
- " Cautery
- " Furnaces
- " Singeing Apparatus, Veterinary

EVANS & WORMULL, 31, STAMFORD STREET, LONDON.

- GASOMETER, Nitrous Oxide
 „ Tubing
 GATSKILL'S Obstetric Bandage
 GAZOGENES
 GELATINE Discs, Savory and Moore's Medicated, for
 Hypodermic Injection
 GENTLEMEN'S Chest Expanders
 GENERAL Practice, Instruments and Cases of all
 kinds for
 GERMAN Hypodermic Syringes
 GERMAN Instruments of all kinds
 GERRARD'S Carbolic Acid Diffusers
 GIBB'S Fracture Cradle
 „ Laryngeal Ecraseur
 „ „ Syringe
 GLASHIER'S Rain Gauge
 GLASS Hydrometers
 „ Hydrocele Syringes
 „ Inhalers
 „ Laryngeal Mirrors
 „ Microscopic
 „ Nipple Shells
 „ „ Shields
 „ Plates
 „ Rods
 „ Shields
 „ Silvered Anal and Vaginal Specula
 „ Slides
 „ Slips
 „ Syringes, all kinds
 „ Tubes of all kinds
 „ Urinals
 „ Urinometers
 GLASSES, Breast
 „ „ Cupping
 GLOVES, Flesh
 „ Friction
 „ for the Insane
 „ Horse Hair
 „ Post Mortem
 GODDARD'S Carbolic Acid Diffusers
 GODRICH'S Epistaxis Plug
 „ Modification of Stomach Pump as
 Aspirator
 GODSON'S Craniotomy Forceps
 „ Membrane Perforators
 „ Midwifery Forceps
 „ Sponge and Tent Introducers
 GOLDBEATERS' Skin
 GOLD SIZE
 „ Stopping for Teeth
 GOLDING BIRD'S Stethoscope
 GONORRHEA Bags
 GOOCH'S Polypus Canula
 GOODWIN'S Veterinary Instruments
 GORDON'S Splints for Fractured Radius
 GORGETS, Blunt
 „ Cutting
 GOUGE and Forceps for Necrosis
 „ „ Hoffman's
 GOUGES, Curved and Straight, of various sizes
 „ for Removing Foreign Bodies
 GOWER'S Clinical Thermometer
 GOWLAND'S Cautery and Clamp
 GOWLING'S Veterinary Dental Instruments
 GRADUATED Test Glasses
 GRAEËFE'S Cataract Knife
 „ Cystotome and Curette
 „ Eye Douches
 „ Strabismus Hooks
 GRAHAM'S Amputating Saw
 „ Humerus Splint
 GRAILY HEWETT'S Transfusion Apparatus
 GRAIN Scales and Weights
 GRAPE Scissors, Plain and Plated
 GREENHALGH'S Elastic Spring Pessary
 „ Flexible Stems
 „ Gynecological Bags
 „ Hysterotome
 „ Intra Uterine Stems
 „ Jointed Stems
 „ Metrometer Sounds
 „ Metrotome
 „ Midwifery Forceps
 „ „ Bandages
 „ Obstetric Bags
 „ Ovum Forceps
 „ Pessaries
 „ Hysterotome
 „ Pelvimeter
 „ Perforator
 „ Sea Tangle Tents
 „ Spongio Piline Vaginal Plugs
 „ Vaginal Syringes
 GREENWAY'S Fracture Apparatus
 „ Leg Splints
 „ Swing Cradles
 GRIMSDALE'S Intra-Uterine Scissors
 GROSSE'S Arterial Compresses
 „ Fracture Apparatus
 „ Tin Splints
 GROVE'S Batteries and Cautery
 GUARDS for Applying Acid
 GUARDED Crotchets, Curettes, and Lithotomy Knives
 „ Eye Hooks
 „ Knives for all Purposes
 GUISIER'S Improved Irrigateurs

EVANS & WORMULL, 31, STAMFORD STREET, LONDON.

- HERNIA** Knives
 „ Needles
 „ „ Davis's
 „ „ Ferguson's
 „ „ Wood's
 „ „ Wutzer's, &c.
 „ Supporters
 „ Trusses of all kinds
 „ Umbilical Trusses
HESLER'S Splint Cradle
HEWETT'S Midwifery Forceps
 „ Pessaries
 „ Speculum
 „ Transfusion Apparatus
 „ Uterine Pessaries
HEY'S Saws for Trepanning and Necrosis
HICKS' Cephalotribes
 „ Pessaries
 „ Uterine Polypus Instruments
 „ Wire Ecraseurs
HIGGINSON'S Syphon Enema
HIGH Heel Boot
HIGHLEY'S Chemical Cabinet
 „ Urinary „
HILLIARD'S Speculum
HILMAN'S Ear Forceps
HILTON'S Snare for Nasal Polypi
 „ Speculum Ani
 „ Splints (interrupted)
 „ Tracheotomy Trocar
HINTON'S Compound Aniscope
HIP Diseases, Splints for
 „ Joint Extension Splints
HOBBLES Casting, Improved, Veterinary
HODGE'S Midwifery Forceps
 „ Pessaries
HOFFMAN'S Forceps for Resection
 „ Gouge Forceps
HOLDERS, Caustic
 „ Lint
 „ Needle
 „ Stethoscope
HOLLOW Arm Splints
 „ Sounds
HOLMES' Craniotomy Forceps
 „ Midwifery „
 „ Perforator
HOLT'S Self-Retaining Catheter
 „ Stricture Dilator and Instruments
- HOOKS,** Blunt, Cutting, and Sharp
 „ Chain
 „ Desmarre's
 „ Dissecting
 „ Double
 „ Fistula
 „ For all purposes
 „ for Steadying the Eyeball in Strabismus
 „ Iris, Lens, and Strabismus
 „ Langenbeck's
 „ Pile
HOPKIN'S Midwifery Forceps
HORSE Clipping Instruments
 „ Slings, Improved
HOSPITAL BEARERS
 „ Cases of Apparatus and Appliances
 „ „ of Instruments
 „ Crutches
 „ Field Panniers
 „ Fittings
 „ Lift and Rack Bedsteads
 „ Reserve Cases
HOT air Baths
 „ Water Bags and Bottles
HOWARD'S Rain Gauges
HUGHES Stethoscope
HULKE'S Suture Needles
HULL'S Utero-Abdominal Supports
HUMAN Skeletons
HUMERUS, Lonsdale's Apparatus for Fracture of
HUNTER'S Hypodermic Syringe
HUNTING Belts and Knives
HUTCHINSON'S Catheters
 „ Ovariectomy Clamp Forceps
 „ Spirometer
HYDROCELE, Instruments for
 „ „ Case of
 „ Suspenders
 „ Syringes
 „ Trocars
HYDROCEPHALUS Trocars
HYDROMETERS, for Ascertaining the Specific Gravity
 of Light or Heavy Fluids
HYDROSTATIC Beds
HYGIENIC Apparatus and Utensils
 „ Filters
 „ Fumigators, &c.
HYGROMETERS, for Measuring the Humidity of the
 Atmosphere. These Instruments afford great
 advantages for the sick-room, describing its
 Dryness or Humidity

EVANS & WORMULL, 31, STAMFORD STREET, LONDON.

GUILLOTINES, Tonsil

- " " Luer's
 " " World's, &c.
 " Uterine

GUM Knife, Pollock's

GUM Lancets of all kinds

- " " with Tenaculum
 " " Veterinary
 " " Web Bougies and Catheters

GUN Shot Probes

- " " Flexible, Plated, Silver, &c.
 " " Nélaton's
 " " Electrical Detector, De Wilde's

GUTHRIE'S Strabismus Hooks, Knife, and Director

GUTTA FERCHA Ear Cornets

- " " for Splints
 " " Rectum Bougies
 " " Sheet
 " " Stethoscopes
 " " Tissue Dressing

GYMNASTIC Bands

- " Belts
 " Trusses

GYNECOLOGICAL Bags and Cases

H.

HÆMADROMETERS { for Measuring the
 HÆMADYNAMOMETERS OF { Force of the Blood
 HÆMATOMETERS { in the Vessels
 HÆMORRHAGE, Instruments for Arresting

HÆMORRHOIDAL INSTRUMENTS

- " Cauteries
 " Clamps
 " Cross Working Forceps
 " Forceps
 " Hooks
 " Needles
 " " Ashton's
 " " Curling's, &c.
 " Scissors
 " Vulsellum
 " " Curling's
 " " Liston's, &c.

HAIGHTON'S Midwifery Forceps

HAINWORTH'S Tonsil Instruments

HALLER'S Pessaries

HALL'S Syringes for the Uterus

- " Uterine Probes
 " " Sounds
 " " Syringes

HALPHEN'S Invalid Drinking and Feeding Cups

HAMILTON'S Female Syringes

- " Midwifery Forceps

HAMMERS and Chisels

- " and Pleximeter
 " Thermic

HAND AND ARM Splints, all kinds

- " Bones of
 " Magnifiers

HANDS, Artificial

HARE LIP Instruments

- " " Bistouries
 " " Compressors
 " " Cutting Forceps
 " " Forceps
 " " Needles
 " " Pins, Liston's
 " " Scissors
 " " Trusses

HARE'S Stethoscope

HARVEY'S Double Ear Hook for Polypus

- " Ear Speculum
 " Perforator for the Tympanum

HAWKIN'S Splints

HEAD Rests

HEARING Cornets and Trumpets, every variety

- " Tubes
 " Trumpets

- " " Curtis's

- " " Martineau's, &c.

HEATH'S Nasal Doucho

- " Excision, or Resection Splints

HERNIA INSTRUMENTS

- " Bistouries
 " " Cooper's
 " Bistoury Directors
 " Directors, various
 " " Brodie's
 " " Key's
 " " Stanley's
 " Fæmoral, Trusses
 " Inguinal "
 " Instruments for Radical Cure
 " " " Roshmund's
 " " " Wood's
 " " " Wutzer's, &c.

EVANS & WORMULL, 31, STAMFORD STREET, LONDON.

HYPODERMIC SYRINGES, Improved	
"	Buzzard's
"	Evans & Wormull's
"	Fine Platinum Point
"	Hunter's
"	Plunging
"	Portable
"	Pravaz's
"	Screw, &c.
"	Veterinary
"	" Mavor's
"	Wood's

HYSTEROMETERS or Uterine Sounds, for Ascertaining the Size, &c. of the Uterus

HYSTEROSCOPE, for Inspecting the state of the Os-Uteri

HYSTEROTOMES, for dividing the Os and Cervix Uteri

"	Coghlan's
"	Greenhalgh's
"	Simpson's
"	Sims's, &c.

I.

ICE and Water Bags and Caps

„ Machines and Preservers

ILLUMINATORS, Wenham Parabolic

„ Ear

„ Throat, &c.

IMPERMEABLE Piline

IMPROVED Batteries

„ Bed Rests

„ Hypodermic Syringes

„ „ „ Evans & Wormull's

„ Speculum Forceps

„ Stretchers

IMRAY's Ear Scoop

INCLINED Plane

„ „ Double

INDIA RUBBER Air Pessaries

„ „ Air & Water Beds, Pillows, &c.

„ „ Bag and Tube to fit Catheters

„ „ Bags for Applying Ice to Head, &c.

„ „ Bandages

„ „ Beds, Cushions, Pillows, &c.

„ „ Bottles

„ „ „ Breast

„ „ Cap for Application of Ice

„ „ Catheters

„ „ Ear Syringes

„ „ Nipple Shields

„ „ Os Uteri Dilators

„ „ Pessaries

„ „ Syphon Syringes

„ „ Syringes of all kinds

„ „ Teats

„ „ Throat Syringes

„ „ Tubing

„ „ Umbilical Bands

„ „ Urinals

INDUCTION Coil Batteries

„ Coils Ruhmcorff's

INFANT Syphon

INFANTILE Varus Splints

INFLATING Bellows

„ Pessaries

„ Pumps

„ Tubes

INGLIS's Midwifery Forceps

INHALERS, Æther

„ Bloxam's

„ Carrick's

„ Chloroform

„ Clarke's

„ Clendon's

„ Clover's Chloroform

„ Coleman's

„ Dobell's

„ Edward's Economizing

„ Junke's Methylene

„ Maw's

„ Morgan's

„ Mudge's

„ Murphy's

„ Murray's

„ Nelson's

„ Nitrous Oxide Gas

„ Ramadge's

„ Sibson's

„ Siegel's

„ Skinner's

„ Snow's

„ Steam

„ Swan's

„ Throat

„ Todd's

„ Toynley's

„ Watson's

INHALING Tubes

„ „ Bird's

„ „ Ramadge's, &c.

EVANS & WORMULL, 31, STAMFORD STREET, LONDON.

INJECTING Cans
 " Syringes
 " " Ear
 " " Nose
 " " Urethra
INJECTION Syringes
 " " Hypodermic
INSANE, Straps for
INSTRUMENT Panniers
INTER-OSSEOUS Knives or Catlins
INTRA Uterine Expanding Stems
INSTRUMENTS, for Anteversion
 " " Applying Caustic to Ure-
 thra, Uterus, &c.
 " " Army Surgeons, Cases of
 " Bird Stuffing
 " Botany
 " Cleft Palate
 " Club Foot
 " for Contracted Knee
 " " Deficiencies
 " " Deformity
 " " Dilating Stricture
 " " Diseased Hip
 " " Dissecting
 " " Dividing Stricture
 " " Emigration Service
 " " Eye
 " " Extraction of Foreign
 Bodies
 " " " from Æsophagus
 " " " " Ear
 " " " " Eye
 " " " " Nose
 " " " " Throat
 " " " " Urethra
 " " Female Diseases
 " " Fistula
 " " Fractured Jaw
 " " General Practice, Cases of
 " " Hare Lip
 " " Hearing
 " " for Hernia
 " " Hospitals & Dispensaries,
 Cases of
 " " Injection
 " " Merchant Service, Cases of
 " " Microscope
 " " Midwifery
 " " for Navy Surgeons, Cases of
 " " Nose and Ear
 " " Ophthalmic
 " " Optical
 " " for P. and O. Service, Cases of

INSTRUMENTS, Post Mortem
 " " for Prolapsus
 " " " Radical Cure of Hernia
 " " " " Rothmund's
 " " " " Wood's
 " " " " Wutzer's
 " " " R. M. Service, Cases of
 " " " Removing Broken Cathe-
 ters, &c., from Urethra
 and Bladder
 " " Retroversion
 " " Rhino-Plastic
 " " for Spinal Curvature
 " " " Stricture
 " " " Support
 " " " Talipes Valgus, Varus, &c.
 " " Tooth
 " " Veterinary, all kinds
INSUFFLATORS for Blowing Powdered Ingredient,
 into Eye, Throat, &c.
INTRACISOR Forceps
INTRA-UTERINE Stems
INTRODUCER for Vulcanite Stems
 " " Godson's Tent
INVALID Beds and Chairs
 " " Feeding Cups and Spoons
 " " Lifts and Rests
 " " Mattresses
 " " Spinal Chairs and Couches
 " " " Supports
 " " Tongs
 " " Water and Air Beds
IODINE Bottles
IRIDECTOMY Instruments
 " " Knives
IRIS Forceps
 " " Hooks
 " " Knives
 " " " Walton's
IRONS and Boots for Club Foot
IRON Labels
 " " " Veterinary
 " " Splints
 " " Suture Wire
IRONS Cauterizing
 " " Firing, Veterinary
IRRIGATEURS
 " " Eguisier's
ISSUE Peas
IVORY Caustic Cases
 " " Ear Speculum
 " " Pessaries
 " " Pleximeters and Thimbles
 " " Thermometers

J.

JACOB'S Needles, Curved and Straight
 JÄGER'S Type Tests for the Eye
 „ Iridectomy Knives, Curved and Straight
 JACKSON'S Dilators
 JACONET
 JAW SAWS
 „ Instruments for Fractured
 „ „ „ Lonsdale's
 JEAFFRESON'S Artery Forceps
 JENNER'S Stethoscopy

JEWELL'S Pocket Midwifery Case
 JOHNSON'S Laryngoscope
 JOINTED Brush Holder
 „ Director for Re-sections
 „ Elbow Splints
 „ Stems
 JOINTS, Apparatus for Contracted and Stiff
 JUGUM Penis
 JUNKER'S Inhaler

K.

KEITH'S Portable Field Case
 KEMPNER'S Artificial Legs
 KEMPTON'S Elevators
 KENNEDY'S Enema and Vagina Syringe
 „ Syphon Inhalers
 KEY'S Hernia Directors
 „ Lithotomy Knives
 KEYS, Tooth
 „ Tourniquet
 KIESSLER'S Mirrors
 KING'S Catheters
 „ Miner's and Firemen's Respirators
 „ Percussors
 KNEES, Apparatus for Bow, Contracted, Stiff & Knock

KNEE Baths
 „ Caps
 „ Caps for Fractured Patella
 „ „ for Weak Knees
 „ Joint Extension Splints

KNEELING Pin Leg
 KNIFE Sets and Cases of all kinds
 KNIGHT'S Midwifery Forceps

KNIVES AND FORKS, Evans and Wormull's

„ Abscess
 „ Amputating
 „ Angular
 „ Bolus
 „ Brain
 „ Breast
 „ Canaliculus
 „ Cartilage
 „ Castrating
 „ Carving
 „ Cataract
 „ „ Sichel's
 „ „ Walton's

KNIVES, Catlin's
 „ Cervix Uteri
 „ Cleft Palate
 „ Corn
 „ Critchett's
 „ Dissecting
 „ Dixon's
 „ Drawing
 „ Entomological
 „ Erichsen's
 „ Ferguson's
 „ Finger
 „ Fistula
 „ „ Lachrymal
 „ „ Rectum
 „ „ Vesico-Vaginal
 „ For the Circular Operation
 „ Do. for the Flap Operation
 „ Grafting
 „ Hernia
 „ Inter-Osseous
 „ Iridectomy
 „ „ Angular, Jaeger's
 „ „ Walker's
 „ „ Walton's
 „ Iris
 „ „ Blizard's
 „ „ Brodio's
 „ Lithotomy, Erichsen's
 „ „ Ferguson's
 „ „ Key's
 „ „ Liston's
 „ „ Thompson's
 „ „ Webber's
 „ „ Wormald's
 „ Nicking
 „ Ointment
 „ Ovariectomy

EVANS & WORMULL, 31, STAMFORD STREET, LONDON.

KNIVES, Paget's Abscess
 " Periostotomy, Veterinary
 " Pill
 " Pocket
 " Pruning
 " Resection
 " Scarifying
 " Sichel's
 " Spear-shaped
 " Syme's
 " Table
 " Tenotomy
 " Tonsil
 " Tracheotomy
 " Tyrrell's

KNIVES, Vallentin's
 " Veterinary, of all kinds
 " Walker's
 " White Cooper's

KOBBE'S Artificial Leg
 " Bullet Forceps
 " Mechanical Leech
 KNOCK KNEES, Instruments for

KRAMER'S Ear Speculum
 " Eustachian Catheter
 " Nasal Catheter

KRIESHABER'S Laryngoscopes
 KRIESTELLER'S Sponge Forceps
 KUCKENMEISTER'S Scissors

L.

LABORATORIES, Portable

LABOUR, Tubes for Induction of

LACED Abdominal Bands and Belts

LACHRYMAL Bougies
 " " Laminaria
 " Duct Probes
 " Syringes
 " " Anel's
 " " Walton's, &c.

LACTOMETERS for testing the quality of Milk

LADIES' Chest Expanders

" Companion Cases
 " Scissors, &c.

LAENNEC'S Stethoscopes

L'ALLEMAND'S Catheters

" Porte Caustique

LAMINARIA Uterine Tents

" " " Introducer

LAMPS, Aural

" Avery's
 " Cupping
 " Fumigating
 " Laryngoscope
 " Microscope
 " Ophthalmoscope
 " Singeing
 " Spirit

LANCET CASES, for 1, 2, 3, or 4 Lancets

" " Leather
 " " Silver
 " " Tortoiseshell

LANCETS, Abscess

" Bleeding
 " Evans and Wormull's Celebrated
 " Gum

LANCETS, Tonsil
 " Vaccinating
 " Veterinary, of all kinds

LANDING Net for Calculi

LANE'S Rectum Speculum

" Vaginal "

LARYNGEAL and Tracheal Instruments

" " Morell Mackenzie's

" Cauteries

" Ecraseurs

" " Gibbs, &c.

" Electrodes

" Foreign Body Forceps

" Forceps

" Galvanizer

" Knives

" Lancets

" Loops

" Mirrors and Reflectors

" Polypi Forceps, Matthieu's

" Porte Caustique, Trousseau

" Syringes

" " Gibbs, &c.

" Tubes

LARYNX, Instruments for

" " Stoerck's

LARYNGOSCOPES

" Clinical Lamp for

" Czermak's

" Johnson's

" Krieshaber's

" Lewin's

" Mirrors for

" Morell Mackenzie's

" Semelader's

" Reflector & Band for Forehead

EVANS & WORMULL, 31, STAMFORD STREET, LONDON.

LARYNGOTOMES

LARYNGOTOMY Tubes
 LAWRENCE'S Eye Instruments
 LAWRENCE'S Eyelid Compressor
 LAWSON TAIT'S Instruments for Staphylococcus
 " " Ovariectomy Trocar
 LAYCOCK'S Spatula
 LAZY Tongs
 LEARED'S Double Stethoscope

LEATHER FIGURES

" Instrument Cases and Pouches
 " Knee Splints
 " Shoulder Caps
 " Slings for Arm and Feet
 " Sockets for Arm
 " " Leg
 " Splints for Arm and Leg

LEECH, Apparatus, Artificial

" Cages
 " Conservatories
 " Tubes
 " " Locock's

LEE'S CANULA

" Cloak for Bath
 " Craniotomy Forceps
 " Fumigator
 " Haemorrhoidal Clamp
 " Mercurial Bath or Fumigator
 " Midwifery Instruments
 " Perforating Canula
 " Vapour Bath and Fumigator

LEG Appliances, all kinds

LEG and Thigh Splints of all kinds

" " Extension Splints
 " " Field "
 " Irons, for Inward Curvature
 " " for Outward "
 " Rests
 " Slings
 " " Greenway's
 " " Hester's
 " " Luke's
 " " Salter's
 " Splints
 " " Cline's
 " " Gibbs's
 " " Ferguson's
 " " Liston's

LEGGINGS, Elastic

" Net

LEGS, Artificial

LENS Hooks
 LENS, Spotted
 LENSES, Coddington
 " Stanhope
 LENTICULARS for scraping Bone
 LEROY DE ETIOLLES' Ear Instruments
 " " Lithotomy "
 L'ESTRANGE'S Trusses
 LEVER Forceps, Toynbee's
 " Midwifery, with Fixed and Folding Handle

LEVER'S Craniotomy Forceps

" Decapitators
 " Midwifery Forceps
 " Utero-Abdominal Supports
 " Vectis

LEVIS'S Instruments for reducing Dislocation of Phalanges

LEWIN'S Laryngoscopes

LID Retractors
 " " Desmarre's
 " " Walton's, &c.
 LIEBNET'S Ophthalmoscopes

LIEBREICH'S Eye Forceps

" Ophthalmoscopes

LIFE Belts

LIGATURE, Catgut

" Cord
 " Silk, free from Twist or Curl
 when used
 " Thread
 " Twister, Simpson's
 " Wire

LINED Splints

LINEN Bandages

LINES, Side

LINT

" or Caustic Holder
 " Forceps
 " Holders
 " Hospital

LION Forceps, Ferguson's, for Steadying the Bone while using the Saw, Chisel or Gouge

LIMPSCOMBE'S Filters

LIQUID Nitrous Oxide Gas

LISFRANC'S Amputating Knives

LISTER'S Carbolyzed Dressings and Ligatures
 " Tourniquet for Aorta

LISTON'S Amputating Knives

" Arm Splints
 " Artery Forceps

LISTON'S Bone Forceps
 " Catheters
 " Circular Knives
 " Clavicle Saw
 " Ear Scoop
 " Finger Knife
 " Fracture Splints
 " Hare Lip Pins
 " Iron Splints
 " Knee Splints
 " Knives
 " Leg Splint or Double inclined Plane
 " Lithotomy Knives
 " " Staff
 " Lithotrite
 " Nævus Needles
 " Operating Forceps
 " Polypus Forceps
 " Screw Probes
 " Splints
 " Staff with side Groove
 " Taper Screws
 " Thigh Splints
 " Tourniquet
 " Tumour Needles
 " Urethra Scoop

LITHOCLAST, Urethral, for Pulverising small Calculi
 LITHOTOMES, for Cutting into the Neck of the Bladder, Dupuytren's, &c.

LITHOTOMY Instruments
 " " Cases for
 " " Sets of
 " Bandages
 " Bistouries
 " Dilators
 " Ferguson's Instruments for
 " Forceps Straight
 " " with Cross-Action
 " " " Curved Blades
 " Garters, Ferguson's
 " Gorgets
 " Knives
 " " Allarton's
 " " Blizard's
 " " Brodie's
 " " Erichsen's
 " " Ferguson's
 " " Key's
 " " Liston's
 " " Thompson's
 " " Webber's
 " " Wormald's
 " Scoops
 " " Erichsen's

LITHOTOMY Sounds
 " Staffs
 " Straps
 " Tapes
 " Tubes

LITHOTRITES
 " Brodie's
 " Charriere's
 " Civiale's
 " Ferguson's
 " Nélaton's
 " Teevan's
 " Thompson's
 " " for Children
 " Veterinary, with Rack and Pinion Action

LITHOTRITE SCOOPS for Soft Calculus and Fragments

LITHOTRITY INSTRUMENTS
 " " Cases for
 " Dilators
 " Double Channel Catheters

LITMUS Paper

LITTLE'S Instruments for Club Foot
 " Shoe for "

LLALEMANDE'S Urethral Caustique

LOCOCK'S Sponge Syringe

LONG SPLINTS
 " " Dessault's
 " " Liston's
 " Vulsellum Forceps

LONSDALE'S Apparatus for Fractured Jaw
 " Patella Splint
 " Spinal Apparatus

LOWNDE'S Vectis

LUER'S Artery Forceps
 " Bullet "
 " Calculus Extractors
 " Gouge Forceps
 " Guillotines

LUKE'S Artery Forceps
 " Fracture Bed and Cradle
 " Leg Splint

LUMBAGO Belts

LUNATIC Belts and Gloves

LUND'S Ear Douches

LUNG Protectors

LYON'S Stricture Dilator

EVANS & WORMULL, 31, STAMFORD STREET, LONDON.

M.

- McADAM'S Mouth Props
 McDUGALL'S Caustic Catheter
- MACHINES, Docking, Veterinary
 " Electro-Magnetic
 " for Pulverizing Cantharides
 " for Rolling Bandages
 " Galvanic
 " Pill, all sizes
- MACCINTOSH'S Midwifery Forceps
- MACKENZIE'S Instruments, Morell
 " Forceps for Laryngeal Polypi
 " Laryngoscope
 " " and Ophthalmoscope combined
 " Larynx Brushes
 " " Mirrors
 " Throat Conductor
- MACKINTOSH Cloaks for Fumigation Bath
 McINTYRE'S Splints
 McLEAN'S Stethoscope
 MACLINTOCK'S Ovum Forceps
- MAGNETO-ELECTRIC Appliances
 " " Bands and Belts
 " " Machines
- MAGNIFIERS, Hand &c.
 MAGNIFYING Glasses and Lenses
 MAHOMED'S Sphygmograph
 MALE Glass and Metal Syringes
 " Urinals
 MALGAIGNE'S Hook Clamp for Fractured Patella
 MALOWSKY'S Caustery Forceps
 MANE Pullers
 MARBLE Slabs
 MAREY'S Cardiograph
 MARINE Barometers
 " Glasses
 MARKWICK'S Spongio Piline
- MARSHALL'S Ear Syphon
 " Fenestrated Forceps
 " Iodine Bottle
 " Osteotome
 " Osteotribe for Necrosis
 " Urethra Syringe
- MARSHALL HALL'S Tracheotomy Trocars
 MARTINEAU'S Hearing Trumpets
- MARTIN'S Cephalotribe
 " Craniotomy Forceps
 " Midwifery "
 " Pelvimeter
- MARTIN St. ANGE'S Instrument for Epistaxis
- MASON'S Hygrometer
 " Laryngoscope
 " Splints
- MASTICATING KNIVES
 MATHEMATICAL Instruments
 MATHER'S Feeding Bottles
- MATHIEU'S Instruments
 " " for extracting Pins,
 &c. from Bladder
 " Artery Forceps
 " Craniotomy Forceps
 " Cross Action "
 " Ecraseur
 " Metrotome
 " Scissors and Forceps, combined
 " Tracheotomy Tube
- MATTHEW'S Craniotomy Forceps
- MATRESSES, Air and Water
 " Hospital
- MAUNDER'S Spray Apparatus
 MAUNOIR'S Scissors
 MAW'S Inhaler
- MAVOR'S Veterinary Eye Speculum
 " " Hypodermic Syringe
 " " Spray Apparatus
- MAXIMUM Thermometers
 MAYOR'S Clavicle Apparatus
- MEADOW'S Ecraseur
 " Speculum
 " Uterine Stem
- MEASURES and Measure Glasses
- MEDICAL & SURGICAL Apparatus and
 Appliances, all kinds
 " " Books of all kinds
 " " Sundries of all kinds
 " Batteries, Gaiffe's
 " Electro-Galvanic Machines
 " Field Companions for use of Army
 and Volunteer Corps (containing
 Medicines and Instruments)
 " Galvanic Batteries
- MEDICAL OFFICERS OF HEALTH,
 Apparatus and Cabinets for
- MEDICATED Discs for Hypodermic Injection,
 Savory and Moore's
 " Dressings
 " Pessaries, Bougies, &c.
 " Suppositories
 " Wool

EVANS & WORMULL, 31, STAMFORD STREET, LONDON.

MEDICINE Cabinets, Cases and Chests
 " " for Colonial use
 " " " Domestic use
 " " " Emigration Service
 " " " Medical Men
 " " " Sea use, Travel, &c.
 " Measures
 " Panniers
 " Spoons

MEDICO-GALVANIC Apparatus, Trouve's Pocket

MEMBRANE Perforators

MERCHANT Service, Medical and Surgical Cases for

MERCURIAL Vapour Baths

METACARPAL Saws

METAL Bed Pans
 " Enemas
 " Sounds
 " Specula
 " Syringes
 " Urinometers

METALLIC Bougies
 " Nipple Shields
 " Rectum Plugs
 " Sounds
 " Splints
 " Wire for Sutures

METHYLINE Inhalers

METROTOMES for dividing the Os Uteri
 " Aveling's
 " Coghlan's
 " Greenhalgh's
 " Mathieu's
 " Routh's
 " Simpson's
 " Sims's

METROMETERS, or Uterine Sounds

" " Greenhalgh's
 " " Simpson's

MICROMETERS for ascertaining the dimensions of
 Minute objects under the Microscope

MICROSCOPES and Apparatus of all kinds
 " Binocular
 " Clinical
 " College
 " Glass for
 " Lamps for
 " Monocular
 " Objects for
 " Object Glasses, for
 " Students
 " University

MICROSCOPIC Forceps
 " Knives
 " Lamps
 " " Pillischer's, &c.
 " Mountings
 " Objects and Specimens
 " Scissors
 " Varnish, &c.

MICROSCOPICAL Anatomy, Instruments for
 Preparations

MIDDELDORFF'S Galvanic Cautery Ecraseur, an ad-
 vantageous Substitute for the Knife in the
 Hæmorrhagic Diathesis

MIDWIFERY INSTRUMENTS

" Bags, Cases and Pouches
 " " Barnes's
 " Craniotomy Forceps
 " Compresses
 " Emergency Cases

FORCEPS

" Ashwell's
 " Assilini's
 " Aveling's
 " Barclay's
 " Barnes's
 " Beattie's
 " Bloxam's
 " Blundell's
 " Brunninghausen's
 " Cappie's
 " Churchill's
 " Clarke's
 " Collins's
 " Conquest's
 " Davies'
 " Denman's
 " Farre's
 " Greenhalgh's
 " Haighton's
 " Hewett's
 " Holmes's
 " Hodge's
 " Hopkins's
 " Inglis's
 " Lee's
 " Lever's
 " Mackintosh's
 " Madden's
 " Murphy's
 " Oldham's
 " Pagan's
 " Radford's
 " Ramsbotham's

EVANS & WORMULL, 31, STAMFORD STREET, LONDON.

MIDWIFERY FORCEPS, Rigby's
 " " Robertson's
 " " Simpson's
 " " Smellie's
 " " Vacher's
 " " Waller's
 " " Ziegler's
 " Instruments of all kinds
 " " Sets of, in Case
 " Phantoms for Demonstration
 " Perforators
 " Sundry Instruments
 MILKING Appliances and Tubes
 MILITARY Service, Veterinary Instruments and Cases for
 MILLBOARD for Splints
 MILLER'S Candle Lamp and Reflector for the Ear
 MILLER'S Splints
 MINER and Fireman's Respirators
 MINIMUM Thermometers
 MINOR Operating Instruments and Cases of every kind
 MIRRORS, Dentists'
 " Laryngoscope
 " Mouth
 " Ophthalmoscope
 Moc-MAIN Trusses
 MOFFITT'S Local Fumigator
 " Pouch
 " Splints
 MONRO'S Veterinary Probangs

MORGAN'S Knife
 " Pipe for Dilating Nasal Duct
 MORPHIA Syringes
 " " Veterinary
 MORTARS and Pestles
 MORTON'S Retractor
 MORTUARY Tables
 MOULDS for Suppositories

MOUTH INSTRUMENTS

" Dilators
 " Gags
 " " Clover's
 " " Tomes's
 " Mirrors
 " Openers
 " Orosopes
 " Props
 " Rasps, Veterinary
 " Retractors
 " Specula
 MOUTH, Throat and Tooth Instruments
 MOXAS
 MUDGE'S Inhaler for Medicated Steam
 MULLONEY'S Bandages
 MURCHISON'S Clinical Thermometer
 " Trocar and Syringe for Tapping Chest
 MURPHY'S Chloroform Inhalers
 " Craniotomy Forceps
 " Crotchets
 " Midwifery Forceps
 MURRAY'S Chloroform Inhaler
 MYOPIA, Test Glasses for Short-sightedness or

N.

NAEGELE'S Perforator
 NÆVUS Needles
 " Ligatures
 NAIL Nippers
 " Scissors
 NASAL Catheters
 " " Kramer's
 " " and Douche
 " Epistaxis Canula, Bellocq's
 " Polypus Forceps, Curved & Straight, &c.
 " Specula
 NATURALIST'S Instruments
 NAVY Assistant Surgeon's Cases and Instruments
 " Full " do. "
 NECK Pillows

NECROSIS INSTRUMENTS

" Forceps, of various shapes
 " " Ferguson's
 " Saws, with Fixed or Folding Back
 " " Circular
 NEEDLE Holding Forceps
 " " " Veterinary
 " Holder, Rouse's
 " " for Fistula, &c.
 NEEDLES, Acupressure
 " Acupuncture
 " " Pirrie's
 " " Simpson's
 " Aneurism
 " Cataract

EVANS & WORMULL, 31, STAMFORD STREET, LONDON

NEEDLES, Curved
 " Curved Tubular
 " Double
 " Exploring
 " Ferguson's
 " " Angled, Curved & Straight
 " Fistula
 " Grooved
 " Hæmorrhoidal
 " Hare Lip
 " Hernia
 " Hypodermic Syringe
 " Jacob's, for Reclination
 " Ladies'
 " Liston's
 " Murray's, for Wire Sutures
 " Palate
 " Seton
 " Simpson's
 " Sims'
 " for Solution
 " " Beer's
 " " Dalrymple's
 " " Saunders's, &c.
 " Staphloraphy
 " Straight
 " Surgical, all kinds
 " Suture
 " Triangular
 " Tubular
 " Tumour
 " " Liston's
 " Varicocele
 " " Tidal's
 " Veterinary, all kinds
 " Walton's
 " Wood's Hernia

NEILL'S Apparatus

NÉLATON'S Gun Shot Probe
 " Instrument for Drilling Calculus
 " Radius Splints
 NELSON'S Inhalers
 NEUGBAUER'S Specula, set of six
 NEUROTOMY Instruments, Veterinary
 NEVILLE'S Iron Splints
 NICHOLAS'S Vaccine Insiter
 NICHOL'S Blowpipes and Stilletes
 " Nicking Knives, Veterinary
 NIGHTINGALE'S Respirators
 NIGHT Urinals
 NIPPERS, Bone
 " Cartilage
 NIPPLE Protectors
 " Shells
 " Shields
 NITRIC Acid Batteries
 NITROUS Oxide Gas Apparatus
 " " " " Clover's
 " " " " Coleman's

NOSE INSTRUMENTS

" Injecting Syringes
 " Canula Forceps
 " Dilators
 " Douches
 " Forceps for Foreign Bodies
 " Forceps for Polypus
 " Polypus Snares and Scissors
 " Specula
 " " Liston's, &c.
 NURSING Aprons
 NUTCRACKS of all kinds

O.

O'BEIRNE'S Enemas and Tubes
 O'CONNELL'S Feeding Bottles
 OBJECT Boxes, Cases, and Glasses
 OBJECTS for the Microscope

OBSTETRIC Bags and Cases
 " " Barnes's
 " " Greenhalgh's
 " Bandages "
 " " Gaitskill's
 " Binders
 " " Gaitskill's
 " Supports
 " Support, Woolward's
 OCCHIOMBRA, or Eye Shade, Calken's

OCULISTS' Cases, containing series of Concave &
 Convex Glasses, Lenses, Prisms & Trial Frame
 ODONTOLOGICAL Bags and Cases
 " " Coleman's
 ŒSOPHAGOSCOPES for viewing the interior of the
 Gullet
 ŒSOPHAGUS Bougies
 " Gauge
 " Probangs
 " Tubes
 OIL Cloth
 " Silk, English
 " " French
 OINTMENT Catheter, Dawson's

EVANS & WORMULL, 31, STAMFORD STREET, LONDON.

OLDHAM'S Midwifery Instruments
 " Ophthalmoscope, with Revolving Lens
 ONYCHIA Forceps
 " Scissors
 OPERA Glasses
 OPERATING Knives, all kinds
 " Scalpels "
 OPERATION Instruments & Cases of all kinds
 " " in sets
 " Cases, Major
 " " Minor
 " Tables, Improved
 " " Field
 " " Hospital
 " " Portable
 OPTHALMIC Instruments and Cases
 " Lamps
 OPTHALMOSCOPES
 " Beale's
 " Binocular
 " Coccini's
 " Critchett's
 " Dixon's
 " Greenway's
 " Lawrence's
 " Liebreich's
 " Oldham's
 " Schenden's
 " Soelberg Wells's
 " Veterinary
 " Wecker's
 " Zehender's
 OPTICAL Instruments
 OPTOMETERS for measuring the distance of Distinct
 Vision, and testing the Relative Sight
 of Persons who cannot read
 " Gracfe's
 " Smeec's
 OROSCOPES for examining the Mouth and Pharynx

ORTHOPÆDIC Appliances and Instruments
 ORIENTAL Vapour Bath
 OSTEOLOGICAL Preparations
 ØSTEOTOMES, for Cutting up the Fœtal Head
 " Simpson's
 ØSTEOTOMISTS, for Cutting and Crushing the
 Fœtal Head
 " Davies'
 " Sir James Simpson's
 OSTEOTRIBES, or Rosehead Drills for Necrosis
 " Marshall's
 OSTEOTRITES for Scraping Bone in Caries, &c.
 OS UTERI Dilators
 " " Barnes's
 OTOPHONES, or Ear Trumpets
 OTOSCOPIES, for examining the condition of the Ear
 by sound
 " Toynbee's
 ØVARIAN CLAMPS
 " " Clay's
 " " Hutchinson's
 " " Spencer Wells's, &c.
 ØVARIOTOMY INSTRUMENTS and Cases
 " Clamps
 " " Baker Brown's
 " " Foster's
 " " Hutchinson's
 " " Spencer Wells's
 " Hooks
 " Trocars
 " " Spencer Wells's

ØVUM FORCEPS, Greenhalgh's
 " " Maclintock's
 " " Simpson's
 OXFORD Gymnastic Bands, Belts, and Dumb Bells
 OXIDE Gas, Nitrous, Apparatus
 OZONOMETERS for ascertaining the Ozonic condition
 of the Atmosphere

P.

PADDED Splints
 " " Crimean
 " " for Children
 PADS for Stopping Feet, Veterinary
 PADS and Pillows, Gamgee's Sand and Water, for
 Fracture
 PAGET'S, SIR J., Instruments
 " Forceps, various
 " Knives
 PALATE INSTRUMENTS
 " Knives

PALATE Knives, Avery's
 " " Ferguson's
 " " Pollock's, &c.
 " Needles
 " " Brook's
 " " Ferguson's,
 " " Liston's
 " " Roux's, &c.
 PALETTE Knives
 PALEY'S Feeding Apparatus
 PALFREY'S Utero-Abdominal Supports

EVANS & WORMULL, 31, STAMFORD STREET, LONDON.

- PANNIERS, Army Field
PANS, Bed
,, Bidette
PAPER, Litmus and Tumeric
PARABOLIC Illuminators
PARACENTESIS Abdominis Trocars
,, Thoracis Trocars
PARNALL'S Patella Apparatus
PARTURITION Instruments
PASTEBOARD for Splints
PATELLA Bandages
,, Instrument for Fractured
,, ,, ,, Malgaigne's
,, Leather Knee Splints for
,, Splints
PATENT Nitrous Oxide Economizer, Barth's
,, Surgical Appliances of all kinds
,, Trusses
,, Vulcanite Urinometers
PEAS, Issue
PEG Legs
PELLIER'S Eyelid Retractors
PELVIC Bands
PELVIMETERS for measuring the Diameters of the
Pelvis
,, Greenhalgh's
PELVIS, Female and Male
PEMBERTON'S Arm and Hand Splints
PENDULOUS Abdomen, Belts for
,, ,, Velpeau's Bandage for
PEN Knives of all kinds
PERCUSSION Hammers and Pleximeters
,, Instruments
,, Thimbles
PERCUSSORS
PEREOSTOTOMY Instruments, Veterinary
PERFORATED Arm Splints
,, Leg ,,
,, Sponge Tents
PERFORATING Needles, improved
PERFORATORS, Antrum
,, Foetal
,, ,, Denman's
,, ,, Greenhalgh's
,, ,, Holmes's
,, ,, Naegele's
,, ,, Oldham's
,, ,, Rigby's
,, ,, Simpson's
,, ,, Smellie's
,, ,, Trouhaw's
,, Membrane
,, ,, Godson's
- PEREOSTOMES
PERINEAL Appliances and Instruments
PERIODOSCOPES for determining the probable date of
Labour
PESSARIES for Anteflexion and Anteversion
,, Barnes's
,, Blackbee's
,, Boxwood
,, Clay's
,, Duffin's
,, Elastic
,, Farre's
,, Flat
,, Graily Hewett's
,, Greenhalgh's
,, Gutta Percha
,, Hodge's
,, India Rubber
,, Inflating
,, Locock's
,, Lund's
,, Medicated
,, Oval
,, Priestley's
,, for Procidencia and Prolapsus
,, Read's
,, for Retroflexion and Retroversion
,, Round
,, Savage's
,, Scholfield's
,, Simpson's
,, Skinner's
,, Spring
,, Vulcanite
,, Vullick's
,, Zwanke's, &c.
PETIT'S Spiral Tourniquet
PHALANGES, Instruments for reducing Dislocations of
,, Splints for Fracture of
PEWTER Syringes
,, Urinals
PHANTOME for Demonstrating Operations on the Eye,
Jäger's
,, Midwifery, for Demonstration
PHARYNGOSCOPES
PHARYNGOTOMES for Scarifying the Tonsils, opening
Abscess of Throat, Quinsey, &c.
PHILLIPS'S Self-Registering Thermometer
,, Sonde-a-Vis
PHILOSOPHICAL Instruments
PHOTOMETERS, for Measuring the Intensity of Light

EVANS & WORMULL, 31, STAMFORD STREET, LONDON.

PHYMOSIS, Instruments for
 ,, Dilators
 ,, Forceps
 ,, ,, Curling's
 ,, ,, Dupuytren's
 ,, ,, Ricord's
 ,, Pins

PIC-NIC Cases of all kinds

PIERCERS, Ear

PILCHER'S Ear Specula

,, Eustachian Catheter

PILE Clamps

,, Forceps

,, Hooks

,, Vulsellum

PILL Boxes

,, Machines, all sizes

,, Slabs

,, Tiles

PILLOWS, Air and Water

PIN Legs, with Leather or Wood Socket

,, ,, ,, Improved Knee Joint

,, Pliers

PINCETTE, Epiglottic

PINS, Acupressure

,, Hare-Lip

PIPES for Syringes of all kinds

PIPETTES

PIRRIE'S Instruments

PISTON Trocars, Thompson's

PLACENTA Forceps

PLASTER of all kinds

,, Spatulas

PLATED Bougies and Catheters

,, Cutlery

,, Eustachian Catheters

,, Instruments of all kinds

,, Needles

,, Specula

,, Suture Wire

,, Tubes

PLATES, Glass, for Microscope

,, Stage, for Microscope

PLATINUM Batteries, Grove's

,, Spoon for Melting Caustic, Wilde's

PLAYFAIR'S Transfusion Apparatus

,, Probes for Intra-Uterine Medication

,, Uterine Sound

PLESSIMETERS, or Pleximeters for Mediate Percussion

PLEXIMETERS and Hammers

,, ,, Bennett's

,, ,, Fraube's

,, ,, Sibson's

PLUGS, Anal

,, Rectum

,, Uterine

,, Vaginal

P. and O. Company's Surgeon's Cases

PNEUMATIC Aspirators

,, ,, Dicalafoy's

PNEUMATOMETERS, for Measuring the Quantity of
 Inspired Air

POCKET CASES of all kinds

,, ,, French

,, ,, Students'

,, ,, Surgeons'

,, Instruments of all kinds

,, Knives of all kinds

,, Midwifery Cases

,, Stethoscopes

,, Thermometers, Beale's

,, ,, Buzzard's

,, ,, Gower's

,, ,, Murchison's

,, Tooth Instrument Cases

,, Veterinary Instruments and Cases

POLARIZING Apparatus

POLITZER'S Apparatus for passing Air through the
 Eustachian Tube

POLLOCK'S Instruments

,, Bone Forceps

,, Cleft Palate Knives

POLYPOTOME for the Excision of Polypi

,, Simpson's

POLYPTRITES, for Removal of Uterine Polypus

,, Aveling's

POLYPUS, Instruments for

,, ,, Nasal

,, ,, Uterine

,, Forceps

,, Snares, Wyld's

POLYSCOPES, combining the necessary In-
 struments for Examining by Light the Ear,
 Eye, Throat, Uterus, &c.

POND'S Corn Knives

PONTEAU'S Bed Slippers for Ladies

,, Bladder Trocars

PORCELAIN Pessaries

,, Thermometers

POROPLASTIC Bandages, Cocking's

,, Belts

,, Padding for Splints

,, Sheets, Cocking's

PORTABLE Apparatus, Barth's

,, Batteries

,, Bed Rests

EVANS & WORMULL, 31, STAMFORD STREET, LONDON.

PORTABLE Catheters, Male and Female
 " Cradles, Blower's
 " Dispensaries
 " Electro-Magnetic Machines
 " Enemas
 " Field Operation Cases
 " Galvanic Batteries
 " Instrument Cases of all kinds
 " Laboratories
 " Male and Female Catheters
 " Medicine Cases and Chests
 " Microscopes
 " Miniature Dispensaries
 " Nitrous Oxide Gas Bags
 " Operation Tables
 " Shower Bath
 " Spirometers
 " Trocars and Canulas
 " Turkish Baths
PORTE-CAUSTIC, Simpson's
 " " Wylde's
PORTE-LIGATURE, for conveying Ligatures to deep seated Parts
POST-MORTEM Instruments and Cases
 " " Chisels
 " " Forceps
 " " Gloves
 " " Hammers
 " " Hooks
 " " Instruments, Veterinary
 " " Knives
 " " Microscopes
 " " Saws
 " " Scalpels
 " " " Veterinary
 " " Scissors
 " " Skull Rests
 " " Spine Shears
 " " Syringes
 " " Tables
 " " Tripods, &c.
POTT'S Arm Splints
 " Hollow Splints
POUCHES, Army Instrument
 " Battle Field
 " Dental
 " Midwifery
 " Veterinary
POULTRY Carvers
POWDER Folders
PRAVAZ'S Hypodermic Syringes
PREMATURE Labour, Instruments for Induction of
 " " " " Tarnier's

PREPARED Leather for Splints
 " Gutta Percha do.
PRESBYOPIA; Test Glass for long-sightedness or
PRESESSE, Cork
 " Tincture
PRETTY'S Uterine Compress
PRIESTLEY'S Craniotomy Forceps
 " Female Urethra Dilator
 " Forceps
 " Pessaries
 " Uterine Dilator
PRITCHARD'S Lithotomy Bandages
PRIVATE Practice, Cases and Instruments for
PROBANGS, Oesophagus
 " Hook
 " Jointed
 " Throat
 " and Probes, Veterinary
PROBE Directors
 " Pointed Bougies
 " " Dilators
 " " " Brodie's
 " " " Curling's, &c.
 " " Scissors
 " " Tonsil Bistouries
 " Nélaton's
PROBES, Bowman's
 " Bullet
 " Canaliculus, Anel's
 " " Bowman's
 " " Teale's, &c.
 " Electric Bullet
 " Eye
 " Fistula
 " Gun Shot
 " Lachrymal
 " Liston's Screw
 " Nélaton's Bullet
 " Spear Pointed
 " Veterinary
PROLAPSUS, Appliances for
 " Ani Bandages and Belts
 " " Trusses
 " Uteri Bandages and Supports
 " " " " Blundell's
 " " Belts, Ashburner's
 " " " Fitch's
 " " " Hull's
 " " " Lever's
 " " " Palfrey's
PROPS, Mouth

EVANS & WORMULL, 31, STAMFORD STREET, LONDON.

PROSTATIC Catheters
 PROTHEROE SMITH'S Exploring Syringe
 PROUT'S Urinary Cabinets
 " Urinometer Cases
 PRUNING Knives
 PULLEYS, Dislocation
 PULVERIZER'S, Spray
 " " for Throat

QUAIN'S Clamp and Instruments
 " Percussors
 " Rectum Bougies

RACK Cases for all Purposes
 RADFORD'S Midwifery Forceps
 RADIUS Splints
 RAILWAY Catheters
 " Companions
 " Urinals
 RAIN Gauge, Glaishier's
 RAMADGE'S Inhalers
 " Inhaling Tubes
 RAMSBOTHAM'S Instruments
 " Craniotomy Forceps
 " Decapitators
 " Midwifery Forceps

RASPS, Dentists'
 " Mouth
 " Shoeing
 " Veterinary

RATAN Cane Splints
 RAZORS and Strops of all kinds
 READING Easels
 READ'S Compress for Femoral Hernia
 " Double Action Enema

RECLINING Couches
 RECTANGULAR Staffs

" " Buchanan's
 " " Teevan's Modified

RECTO-VAGINAL Fistula Instruments

RECTUM INSTRUMENTS

" Bougies " Set of, in Case
 " " Quain's
 " Bistouries for Fistula
 " " Ashton's
 " " Curling's
 " " Gant's
 " " Lane's

PULVERMACHER'S Electric Chain Bands
 PUMPS, Air, for Dry Cupping
 " Breast
 " Inflating
 PUNCTURE Instruments for Tapping
 PYROMETERS, for Measuring the Expansion of various
 bodies and indicating extremely high Tempera-
 tures

Q.

QUAIN'S Stethoscope
 " Stethometer
 QUECKETT'S Spring Scissors

R.

RECTUM Clamps and Forceps for Hæmorrhoids
 " Dilators, Ashton's
 " " Nélaton's
 " " Todd's
 " " Wakley's, &c.
 " Directors, Brodie's, &c.
 " Forceps
 " " Smith's
 " Gauge
 " Plugs
 " Prolapsus Trusses
 " Scissors
 " " Salmon's, &c.
 " SPECULA
 " " Curling's
 " " Ferguson's
 " " Hilton's
 " " Lane's, &c.
 " Suppositories of all kinds
 " Syringes, all kinds
 " " Gowland's
 " Trocars
 " Tubes
 " " O'Biern's, &c.
 " Vulsella for Hæmorrhoids

REDUCTION Apparatus for Dislocation
 RED Wax Bougies

REFLECTORS for Auriscopes
 " " Laryngoscopes
 " " Ophthalmoscopes
 " Parabolic

REGULATION, Army, Focket Cases
 " " Cases
 " " Field "
 " " Navy "

REMOVAL of Foreign Bodies, Instruments for

EVANS & WORMULL, 31, STAMFORD STREET, LONDON.

RESECTION, Instruments for

- „ Forceps
- „ Knives
- „ Saws
- „ Splints

RESERVOIR Enemas

RESPIRATORS

- „ Cotton Wool
- „ Jeffrey's
- „ Nightingale's
- „ Ori-Nasal
- „ Roof's, &c.

RESTALL'S Leg Rest

RESTS, Arm

- „ Bed
- „ Invalid
- „ Leg

RETENTIVE Catheters

- „ Bandage for Catheters

RETORT Stands

RETRACTORS of various sizes and Materials

- „ Copper
- „ Eyelid
- „ Morton's
- „ Wound

RETRO-VERSION, Instruments for

REVOLVING Scalpel, Sims's

RHINO-PLASTIC Instruments

RHINOSCOPE, Frankel's, for inspecting Nasal Passages

RHINOSCOPIC Mirrors

RHYND'S Instrument for Injecting the Nerve in Tic

RICHARDSON'S Æther Spray Apparatus

- „ Pocket Bellows for Artificial Respiration
- „ Stricture Dilators

RICORD'S Clamp for Varicocele

- „ Phymosis Forceps
- „ Speculum

RIDING Belts and Supports

RIGBY'S Midwifery Instruments

- „ Perforators

RINGS, Varicocele

- „ „ Wormald's

ROBERTON'S Midwifery Forceps

ROBERTS'S Revolving Urinary Test Stand

ROBERTSON'S Instruments for returning the Funis

ROLLER Bandages

- „ „ Calico
- „ „ Flannel
- „ „ Linen

ROSE-HEAD Drills

ROSE'S Vaccinator

ROTHMUND'S Hernia Instruments

Root Cutters

ROUTH'S Hysterotome

- „ Intra-Uterine Stems
- „ Speculum Holders

ROUX'S Needle Holder

ROWELLING Bistoury and Scissors, Veterinary

- „ Instruments „

ROYAL Mail Service Surgeon's Cases

RUGINES

RUHKORFF'S Induction Coils

RUTHERFORD'S Thermometers

RYAN'S Silk Suspenders

S.

SACCHAROMETERS for determining the density of Sugary Fluids

SACKING, Poles, &c. for Removal of Patients from Operation Theatre

SALMON'S Fistula Knives

- „ „ Scissors
- „ Hæmorrhoidal Hook
- „ Pile Scissors
- „ Trusses

SALMON and Ody's Trusses

SALTER'S Fracture Cradle

- „ „ Splints
- „ Leg Sling
- „ Stethoscope

SALT'S Aluminum Stethoscope

SANDERSON'S B. Sphygmograph

- „ Mercurial Manometer

SAND and Water Pads and Pillow's, Gamgee's

SANKEY'S Trachea Tubes

- „ Tracheotomy Forceps

SANSOM'S Inhaler

SAUNDERS'S Elevators

- „ Needles for Solution

SAVAGE'S Forceps for applying Caustic

- „ „ „ Scarifying the Uterus
- „ Knife

SAVIGNY'S Bullet Forceps

SAVORY and Moore's Eye Fountains

- „ „ Gelatine Discs for Eye
- „ „ Discs for Hypodermic Injection

EVANS & WORMULL, 31, STAMFORD STREET, LONDON.

SAWS, Amputating
 ,, Bow, or Frame
 ,, Butcher's, for Amputation and Resection
 ,, Chain
 ,, Excision
 ,, Finger
 ,, Hey's, for Trepanning and Necrosis
 ,, Jaw
 ,, Metacarpal
 ,, Necrosis
 ,, Post Mortem
 ,, Shifting Back
 ,, ,, Skull
 ,, Spinal

SAYRE'S American Hip Splints
 ,, Flexible Catheters

SCALES and Weights, Dispensing
 ,, ,, Volumetric

SCALING Instruments

SCALPELS of all kinds
 ,, and Finger Knife
 ,, Folding
 ,, Pocket
 ,, Post Mortem
 ,, Single and Double Edged
 ,, and Tendon Knives
 ,, Trepanning
 ,, Veterinary, all kinds
 ,, with Lock Backs

SCANZONI'S Irrigateur
 ,, Specula
 ,, Trocars

SCARIFIERS for the Uterus

SCARIFICATORS
 ,, Cases for
 ,, Cupping
 ,, Uterine

SCARIFYING Instruments, in sets
 ,, Knives
 ,, ,, Desmarre's
 ,, Lancets
 ,, ,, for Cervix Uteri

SCARPA'S Needles for Reclination
 ,, Shoe for Club Foot

SCHENDEN'S Ophthalmoscope

SCHMIDT'S Galvanic Apparatus

SCHOFIELD'S Pessaries

SCHUFT'S Forceps
 ,, Spoons or Scoops for Iridectomy

SCISSORS of various shapes and sizes, for all purposes

,, Bent
 ,, Bowel
 ,, Canaliculus
 ,, ,, and Forceps Mathieu's
 ,, Capsular
 ,, Cervix Uteri, for division of
 ,, ,, ,, Brown's
 ,, ,, ,, Sims's
 ,, Clipping, Veterinary
 ,, Curved
 ,, ,, Iris
 ,, Dissecting
 ,, Double Curve
 ,, ,, Bowman's
 ,, Dressing
 ,, Eye, of all kinds
 ,, Fistula
 ,, for Removing Toe Nail
 ,, Frænum Linguae
 ,, Hemorrhoid, Salmon's, &c.
 ,, Hare Lip
 ,, Ladies'
 ,, Maunoir's
 ,, Nicking
 ,, Onychia
 ,, Perforator
 ,, Post Mortem
 ,, Queckett's
 ,, Rowelling
 ,, Searchers'
 ,, Seutin's
 ,, Sims's
 ,, Single Curve
 ,, Skin Grafting
 ,, Starch Bandage
 ,, Strabismus
 ,, ,, Bowman's
 ,, ,, Critchett's
 ,, Straight
 ,, Tonsil
 ,, ,, Erichsen's
 ,, Uterine
 ,, Uvula
 ,, Veterinary, all kinds
 ,, Wylde's

SCOOPS, Ear

,, ,, Imray's
 ,, ,, Yearsley's
 ,, Foreign Body
 ,, ,, Walton's
 ,, Lithotomy
 ,, Various

EVANS & WORMULL, 31, STAMFORD STREET LONDON.

SCREW Lever-Ear Speculum
 " " Vagina Speculum
 " Probes, Liston's
 SCROTAL Hernia Trusses
 SCROTUM Suspenders
 SCUTIN'S Bandage Scissors
 SEA Coast Barometers
 SEARCHERS
 SEA Tangle Tents, Greenhalgh's
 SECTION Knives
 SELF Registering Thermometers
 SEQUESTERUM Forceps
 SERREFINES
 SETON Needles
 " " with Guard, Veterinary
 " Tapes
 SETS of Bougies and Catheters in Case
 " Cupping Instruments in Case
 " Eye Instruments in Case
 " Midwifery Instruments in Case
 " Operation Instruments in Case
 " Pocket Instruments in Case
 " Tooth Instruments in Case
 " Veterinary Instruments in Case
 SETS of Ladies' Scissors
 SEUTIN'S Fracture Apparatus
 " Starch Bandage Scissors
 SHARP Hooks for Ovariectomy
 SHEARS, French, for Starch Bandages
 SHEETS, Cocking's Poroplastic
 " Waterproof
 SHEFFIELD'S Elevators
 SHEPHARD'S Female Catheter
 SHIPS' MEDICINE CHESTS
 SHOEING Tools in sets, Veterinary
 SHOES, Scarpa's, for Club Foot
 " and Irons for Bow Legs
 SHOULDER Braces for Round Shoulders
 SIBSON'S Chloroform Inhalers
 " Clinical Thermometer
 " Stethoscope
 SICHEL'S Cataract Knives
 SIDE Lines, Improved Veterinary
 SIEGEL'S Inhaler
 " Spray Apparatus
 SIEVEKING'S Æsthesiometer
 SIEVES
 SIGMOID Catheters
 SIGNORINI'S Tourniquets
 SILK for Ligatures and Sutures
 SILVER Bougies
 " Canula, Gooch's
 " Catheters

SILVER Caustic Cases
 " Directors
 " " Brodie's
 " " Stanley's
 " Double Bladder Catheters
 " Ear Specula
 " Eye Syringes
 " Inflating Tubes
 " Lancet Cases
 " Laryngotomy Tubes
 " " Mirrors
 " Ligature Wire
 " Parabolic Reflectors
 " Plated Instruments
 " Probes
 " Stems, Bennett's
 " Tracheotomy Tubes
 " Tubes, all kinds
 " Uterine Probes
 " Wire

SILVER-PLATED Bougies
 " " Catheters
 " " Instruments

SIMOND'S Metallic Suture Wire
 " Veterinary Instruments

SIMPLE Enemas

SIMPSON'S, SIR J. Instruments

" Acupressure Needles
 " Cephalotribe
 " Chest Measures
 " Craniotomy Forceps
 " Exploring Trocars
 " Galvanic Pessaries and Tents
 " German Silver Stems
 " Hysterotome
 " Metrotome
 " Midwifery Forceps
 " " " Long
 " " " Short
 " Osteotomists
 " Ovariectomy Instruments
 " Ovum Forceps
 " Perforator
 " Pessary
 " Polypytome
 " Porte Caustique
 " Silver Tubes
 " Speculum
 " Trocar
 " Tubular Needles
 " Uterine Dilator
 " Uterine Sound
 " Wire Suture Twister

EVANS & WORMULL, 31, STAMFORD STREET, LONDON.

- SIMS'S** Instruments
 „ Caustic Holder
 „ Curved Scissors
 „ Duckbill Speculum
 „ Ecraseur
 „ Elevator, or Sound
 „ Hooks
 „ Knife for Dividing Cervix Uteri
 „ Metrotome
 „ Needle Forceps
 „ Revolving Scalpel
 „ Scarifying Knife
 „ Scissors for division of Cervix Uteri
 „ Sigmoid Female Catheters
 „ Specula
 „ Sponge Tents
 „ „ „ Forceps
 „ Tampon Holder
 „ Tenaculum Pointed Forceps
 „ Tubular Needles
 „ Uterine Sound
 „ Uterotome
 „ Uterus Depressors
 „ Variable Knife
SINGING Apparatus, Veterinary
SIX'S Thermometers
SKELETON Splints
 „ „ American
SKELETONS, Articulated
 „ Disarticulated
SKEY'S Tourniquet
SKIN Grafting Scissors
 „ „ „ Ferguson's
SKINNER'S Wire Frame Chloroform Inhalers
 „ Pessary
SKULL Elevators
 „ Forceps
 „ Rests
 „ Saws
SKULLS, Articulated and Disarticulated
SLIDES, Glass
SLIDING Artery Forceps
 „ Vulsellum Forceps, for Tumours
SLINGS, Arm and Leg
 „ Horse
SLIPS, Glass
SMALL Saws of all kinds
SMEE'S Galvanic Batteries
SMELLIE'S Midwifery Instruments
 „ Perforator
- SMITH'S** Amyline Inhaler
 „ Angular Palate Knives
 „ Aspirator
 „ Clamps
 „ Exploring Syringe
 „ Gag
 „ Hæmorrhoidal Clamp
 „ Hare Lip Forceps
 „ Improved Ecraseur
 „ Needles, with Holder
 „ Pile Forceps
 „ Scissors, jointed
 „ Sponge Catheters
 „ Uterine Jointed Scissors
SNARE, Wilde's Polypus
SNELLIN'S Eyelid Compressor
SNELL'S Tooth Keys
SNOW'S Chloroform Inhaler
SOCKETS, Arm
 „ Leg
SOËLBERG WELLS'S Ophthalmoscope
 „ „ Strabismus Hook
SOLID Laminaria Tents
SONDE-A-VIS, Phillips's
SOUNDS, Female
 „ Hollow
 „ Lithotomy
 „ Male
 „ Metrometer, Greenhalgh's
 „ Uterine
SPATHESTERS for drawing Prepuce over Glans-Penis
SPATULAS, Laycock's
 „ Ointment
 „ Pill
 „ Pocket
 „ Pot
 „ Tongue
 „ Veterinary
SPAYING Knives, Veterinary
SPEAR shaped Knives, for paring Fistula Edges
SPECIAL Practice, Instruments and Cases for
SPECIFIC Gravity Bottles and Instruments
SPECTACLE Frames for Trial Glasses
SPECTROSCOPES for Spectrum Analysis
SPECULA ANI or Rectum Specula
 „ „ American
 „ „ Ashton's
 „ „ Ferguson's
 „ „ Hilton's
 „ „ Improved, various
 „ „ Salmon's, &c.

EVANS & WORMULL, 31, STAMFORD STREET, LONDON.

SPECULA AURI or Ear Specula

- " " Kramer's
 " " Pilcher's
 " " Toynbee's
 " " Turner's
 " " Wylde's
 " " Yearsley's, &c.

" Caustic Holders

" OCULI or Eye Specula, various

- " Forceps, Evans & Wormull's Improved
 " Holders, Routh's
 " Lamps
 " Lint Holders
 " Oris, Chassaignac's
 " Scarifying Knives and Lancets
 " Scissors
 " Throat

" VAGINA or Uterine Specula

- " " American
 " " Bennett's
 " " Bivalve
 " " Blackbee's
 " " Bozeman's
 " " Cusco's
 " " Duckbill
 " " Ferguson's
 " " Four Bladed
 " " Hewitt's
 " " Hilliard's
 " " Jacquet's
 " " Lane's
 " " Liston's
 " " Meadows'
 " " Protheroe Smith's
 " " Ricord's
 " " Scanzoni's
 " " Simpson's
 " " Sims's
 " " Thomas's
 " " Three Bladed
 " Veterinary Eye, Mavor's

SPENCER WELLS'S Improved Clamp

- " " Long Forceps
 " " Ovariotomy Clamps
 " " Syringe and Trocar for
 Ovarian Tumours
 " " Trocar for tapping
 Ovarian Cysts
 " " Tubular Trocar

SPHYGMOMETERS, for reckoning the frequency of the Pulse

SPHYGMOGRAPHS, for graphically indicating the character of the Pulse, &c.

- " Burdon Saunderson's
 " De Marey's
 " Mahomed's
 " Scot Allison's, &c.

SPHYGMOMETERS

SPINAL APPARATUS, all kinds

- " " Adams's
 " " for Curvature
 " Appliances, all kinds
 " " for Angular Curvature
 " " " Debility
 " " " Dorsal Curvature
 " " " Lateral " "
 " Bags, Chapman's, two kinds, for application of Cold and Heat
 " Beds
 " Couches
 " Cushions
 " Ice Bags, Chapman's
 " Instruments
 " Invalid Rests, Chairs and Couches
 " Supports, for Children
 " " " Debility, &c.
 " " " Inward Curvature
 " " " Lateral Curvature
 " " " Outward Curvature

SPINE Chisels

- " Saws
 " Supporters

SPIRAL Bougies

- " Silk Stockings
 " Tourniquets, Petit's

SPIRIT LAMPS, &c.

SPIROMETERS, for testing the Respiration and Vital Capacity of the Lungs

- " Cassella's
 " Hutchinsonson's
 " Lewis's, &c.

SPLINTER Forceps

SPLINTS, Angular

- " Arm, Leg and Thigh
 " Amesbury's
 " Bloxam's
 " Bulley's
 " Busk's
 " Clavicle
 " Cline's
 " Common

EVANS & WORMULL, 31, STAMFORD STREET, LONDON.

SPLINTS for Contracted Joints

,, Cordwent's
 ,, Crimean
 ,, Dessault's
 ,, Duncan's
 ,, Elbow
 ,, Excision
 ,, Extension
 ,, Ferguson's
 ,, Fibula
 ,, Gibbs's
 ,, Gutta Percha
 ,, Hand
 ,, Hawkins's
 ,, Heath's
 ,, Hilton's
 ,, Hinged Arm and Knee
 ,, Humerus
 ,, Interrupted
 ,, Iron
 ,, Jointed
 ,, Lawrence's
 ,, Lazor's
 ,, Lined
 ,, Liston's
 ,, Long
 ,, Lonsdale's
 ,, Luke's
 ,, McIntyre's
 ,, Metallic
 ,, Nélaton's
 ,, Neville's
 ,, Padded
 ,, Pemberton's
 ,, Perforated
 ,, Potts's
 ,, Radius
 ,, Ratan Cane
 ,, Resection
 ,, Sayre's
 ,, Thigh
 ,, Winchester's
 ,, Wood's
 ,, Zinc

SPONGE Forceps

,, Holders
 ,, Probangs
 ,, Syringe, Locock's
 ,, Tents
 ,, ,, Forceps and Probe
 ,, ,, Introducers

SPONGES for Medical and Surgical Purposes

,, for the Trachea
 ,, for the Vagina

SPONGIO Piline

,, ,, Markwick's

SPOONS, Schuff's

SPOONER'S Periosteotomy Knife and Seton Needles

,, Veterinary Apparatus and Instruments

SPORTSMEN'S Knives of all kinds

SPOTTED Lenses, Microscopic

SPOUTS, Ear

SPATLEY'S Vaccinators

SPRATT'S Bandage

SPRAY APPARATUS, Clarke's

,, ,, Dewar's
 ,, ,, James's
 ,, ,, Lister's for Carbolic Acid
 ,, ,, Maunder's
 ,, ,, Mavor's Veterinary
 ,, ,, Richardson's, for Local
 Application of Æther
 ,, ,, Siegel's
 ,, Producers, Anæsthetic
 ,, ,, for Ætherization
 ,, ,, ,, Fumigation
 ,, ,, ,, Throat

SPRING Crutches

,, Forceps
 ,, Knives
 ,, Mouth Props
 ,, Specula of various kinds and sizes

SPUDS for Removing Foreign Bodies

SQUIRES' Clinical Thermometer

STAFFORD'S Catheter for Dividing Strictures

STAFFS, Cutting

,, Director
 ,, Lithotomy

STAGE Forceps, Microscopic

,, Mechanical
 ,, Micrometer
 ,, Plates, Glass

STANDS, Condenser

,, Test Tubes
 ,, Urinary

STANDARD Thermometers

STANHOPE Lenses

STANLEY'S Hernia Directors, Silver

,, ,, ,, Steel

STAPHYLOGRAPHY Instruments

,, Knives
 ,, Needles
 ,, ,, Ferguson's
 ,, ,, Pollock's, &c.

EVANS & WORMULL, 31, STAMFORD STREET, LONDON.

STARCH Bandage Scissors

" " " Clover's
 " " " Scutin's
 " " " Wathou's

STATHAM'S Agricultural Cabinets

" Chemical "
 " Laboratory "
 " Student's "
 STEAM Baths for Ankle, Body, Knee, &c.
 " Spray Producers
 " " " Siegel's

STEEL Sounds of various Sizes and Curves

STEEL and Knife Sharpeners

STEMS, Uterine

" " Greenhalgh's
 " " Simpson's, &c.

STETHOMETERS for measuring the degree of
 Movement of the Chest Walls

" Quain's
 " Sibson's
 " Thompson's

STETHOSCOPES of various Materials

" Andrew's
 " Barrow's
 " Billing's
 " Burrow's
 " Cedar
 " Davis's
 " Differential
 " Dobell's
 " Double
 " Ebony
 " Elliotson's
 " Ferguson's
 " Foster's
 " Gammon's
 " Golding Bird's
 " Hare's
 " Holders for
 " Hughes
 " Ivory Mounted
 " Jenner's
 " Laennec's
 " Leared's
 " Plated
 " Portable
 " Quain's
 " Salter's
 " Scott Allison's Differential
 " Sibson's
 " Stoke's
 " Suspenders

STETHOSCOPES, Todd's

" Veterinary
 " Vulcanite
 " Walshe's
 " Williams'
 " Wright's

STILLETES for introducing Sponge Tents

STOCKINGS, Elastic

" Cotton and Silk
 " for Varicose Veins, Sprains, Weakness
 " Net
 " Web

STOEHRER'S Hospital Batteries

" Portable Constant Current Batteries

STOHLMAN'S Hollow Needles

STOKES'S Stethoscope

STOMACH PUMPS

" " Evans & Wormull's Improved
 " Tubes
 " Veterinary
 " Water Bottles and Tins

STOMATOSCOPES for inspecting the Mouth, &c.

STONE Breakers and Crushers

" Detectors
 " Extractors

STOP-COCK, Clover's

STOPPING and Scaling Instruments

" for Teeth, all kinds

STORM Glasses

STRABISMOMETERS or Strabometers for Measuring the
 Degree of Squinting

STRABISMUS Instruments

" Blunt Hooks
 " Forceps
 " Hooks, Walton's
 " Knives
 " " Guthrie's
 " Scissors

STRAIGHT Bistouries

" Forceps
 " Scissors
 " Secondary Knives
 " Waistcoats

STRAPS

STREATHFIELD'S Spatula Hook

STRETCHERS

STRICTURE INSTRUMENTS Set of, in Case

" Bougies
 " Canulas
 " Catheters

EVANS & WORMULL, 31, STAMFORD STREET, LONDON.

STRICTURE Dilators

- " " Aspray's
- " " Astley Cooper's
- " " Holt's
- " " Lyon's
- " " Richardson's
- " " Thompson's, &c.
- " Dividers
- " Staff, Symes'

STUDENTS' Instruments, all kinds

- " Dissecting Cases
- " Dressing Cases
- " Pocket Cases
- " Sets of Bones

STYLES, Bowman's

- " Taylor's
- " Walton's
- " Ware's, &c.

STYLETTES

- SUBCUTANEOUS Injection Syringes
- " " " Veterinary

SUNDRY Instrument Bags and Cases

SUPPLEMENTAL Bags and Cases

SUPPORTS, Abdominal

- " Anal
- " Hernia
- " Instrumental, all kinds
- " Leg
- " Spinal
- " Uterine

SUPPOSITORIES, Medicated, all kinds

SUPPOSITORY Tubes

SURFACE Thermometers

SURGICAL Bags and Cases of all kinds

- " Bandages of all kinds
- " and Medical Sundries of all kinds

SUSPENDED Animation Apparatus, Richardson's

SUSPENDERS, Improved, of various materials

SUTURE NEEDLES of all kinds

- " " Hulke's
- " " Veterinary
- " Silk
- " Thread
- " Wire
- " " Plated
- " " Silver

SWABS, Veterinary, for Feet

SWAN'S Inhalers

SWIMMING Belts

SWING Cradles

- " " Greenway's
- " " Luke's
- " " Salter's, &c.
- " Mirrors

SYMES' Abscess Knives

- " Artery Forceps
- " Bougies
- " Stricture Staff for Perincal Section
- " Subcutaneous Knife

SYMONDS'S Tractors

SYMPIESOMETERS, for ascertaining the degree of pressure of the Atmosphere and Altitudes

SYPHONS, Douche

- " " Heath's
- " Ear Syringe, Bowman's
- " Enema
- " Higginson's
- " Kennedy's
- " Marshall's Ear
- " Trocar

SYRINGES, Anatomical

- " Bladder
- " Brass, Female
- " Bresquen's
- " Catheter
- " Children's
- " Curved
- " Ear
- " Elastic
- " " Hydrocele
- " Embalming
- " Enema
- " Evans & Wormull's Improved
- " Exploring
- " Eye
- " Female, Improved
- " " Clarke's
- " " Hamilton's, &c.
- " Gibbs's
- " Glass
- " Hamilton's
- " Hydrocele
- " Hypodermic
- " " Veterinary
- " India Rubber
- " Laryngeal
- " Male
- " Nasal
- " Protheroe Smith's Exploring
- " Rectum

EVANS & WORMULL, 31, STAMFORD STREET, LONDON.

SYRINGES, Straight
 " Subcutaneous Injection
 " for Tapping Chest
 " Teeth
 " Throat
 " Urethral, Durham's
 " " Glass
 " " Marshall's
 " " Metal
 " " Teevan's, &c.

SYRINGES, Uterine
 " Vaginal
 " " Bird's
 " " Clarke's, &c.
 " Vance's Female
 " Vanzatti's
 " Veterinary
 " Vulcanite
 " " Dental
 " Walton's

T.

TABLE CUTLERY of all kinds
 " " Evans & Wormull's Superior
 " Knives and Forks

TABLES, Operation
 " Field Operation
 " Portable "

TALIPES, Instruments for
 " Boots and Irons for

TAMPON Holders, Sims's

TANGLE Tents

" " Holder for

TAPER Screw, Liston's

TAPES for measuring the Chest, &c.

" Seton

T Bandages

TAPPING Instruments

TAYLOR'S Styles

" Vectis and Vectors

TAXIDERMIST'S Instruments

TEALE'S Blunt Gorget, for the Median Operation

" Clinical Thermometer

" Dilator for the Median Operation

TEATS, India Rubber

TEEVAN'S Instruments

" Lithotrite

TELESCOPES

TELESCOPE Enemas

" Hearing Tubes

TEMPERATURE Charts

TEMPLE Scarificators

TENACULA of all kinds

TENACULUM, Assilini's

" and Aneurism Needle

TENDO-ACHILIS, Appliance for Rupture of

" Bandage and Slipper for

TENDON Knives

TENOTOMES for Subcutaneous Division

TENOTOMY Knives and Instruments, all kinds

TENT Forceps

" " Sims's

" Holder

" Introducers, Godson's

TENTS, Field Hospital

" Laminaria, or Sea Tangle

" Sims's

" Sponge

" Uterine

TEST Glasses, Chemical

" " Graduated

" Papers

" Stands

" Tubes

THERMIC Hammers

THERMOMETERS, Aitken's

" Allbutt's

" Atmospheric

" Bath

" Chemical

" CLINICAL

" " Aitkin's

" " Allbutt's

" " Casella's

" " Hilliard's

" " Sibson's

" " Teale's

" " Fever

" " Hot Bed

" " Maximum and Minimum

" " Pocket

" " Veterinary

" " Self Registering

" " Standard

EVANS & WORMULL, 31, STAMFORD STREET, LONDON.

HIGH Picces, Elastic

- " " Web
- " Splints, Bulley's
- " " Busk's
- " " Cline's
- " " Dessault's
- " " Gibbs's
- " " Liston's
- " " Extension

THIMBLES, Percussion

THOMAS'S Dissecting Hooks

THOMPSON'S SIR H. Instruments

- " Bottle for Elastic Gum Catheters
- " Bougies
- " " Probe Pointed
- " Breast Pumps
- " " Relicver
- " Bulbous Sound
- " Canula for Urethra
- " Catheters
- " " Probe Pointed
- " Chest Measures
- " " Trocar
- " Dilators
- " Elastic Bottle and Stop Cock
- " Elevators
- " Fluid Caustic Catheters
- " Hollow Sounds
- " Lithotomy Forceps
- " " Knives
- " " Scoop
- " " Sounds
- " Lithotrites
- " Stricture Catheter, Probe Pointed
- " Stricture Dilators
- " " Instruments
- " Tracheotome
- " Tracheotomy Instruments
- " Trocars
- " Urethra Forceps
- " Urethrotome

THREAD Ligature

" Suture

THROAT INSTRUMENTS

- " " " Gibb's
- " " " Morell Mackenzie's
- " Brushes
- " Forceps
- " " Cotton's
- " " Curved
- " " Morell Mackenzie's
- " Laryngoscopes
- " Laryngeal Syringes
- " " Electrodes

THROAT and Mouth Instruments

- " Spray Apparatus for
- " Syringes
- " Tonsil Guillotines and Scissors

TILT'S Uterine Curette

TIN Shoes for Club Feet

TINCTURE Presses

TISSUE, Gutta Percha

TODD'S Rectum Dilator

" Stethoscope

TOES, Apparatus for Fractured

TOMES'S Tooth Instruments

TONGUE Depressors

" Forceps

TONSIL INSTRUMENTS

- " Bistouries
- " Forceps
- " " Assilini's
- " Guillotines, Improved
- " Hook's
- " Knives
- " Lancets
- " Scissors
- " " Erichsen's
- " Vulsellum

TOOTH INSTRUMENTS of all kinds

- " " Sets of, in Case
- " " Cartwright's
- " " Clendon's
- " " Tomes's, &c.
- " Elevators
- " " Bell's
- " " Clendon's
- " " Kempton's
- " " Saunders's
- " " Sheffield's
- " " Tomes's
- " Enamel Cutting Instruments
- " Excavators
- " Extracting Instruments
- " Files
- " " Straight and Curved
- " Forceps
- " " Cartwright's
- " " Circular Joint
- " " Clendon's
- " " Druitt's
- " " Godson's
- " " Tomes's, &c.
- " Gum Lancets

EVANS & WORMULL, 31, STAMFORD STREET, LONDON

TOOTH Keys

- " " Fox's
- " " Snell's, &c.
- " Instruments and Cases, Veterinary
- " Punches
- " " Gordon's
- " " Thompson's, &c.
- " Sealing and Stopping Instruments
- " " " Bell's
- " Stopping, all kinds

TORSION Forceps, improvedTORTICOLLIS or WRY Neck, Apparatus for, Bonnet'sTOURNIQUETS

- " Abdominal
- " Carte's
- " Clamp
- " Field
- " Lister's
- " Petit's
- " Signorini's
- " Skoy's, &c.

TOWTOWNLEY's Chloroform InhalerTOXICOLOGICAL ApparatusTROYNBEE'S Artificial Tympanum

- " Canula Ear Forceps for Polypus
- " Ear Scoop
- " " Specula, set of Throe
- " " Spout
- " Explorer
- " Otoscope
- " Perforator for the Tympanum

TRACHEA and Laryngeal Instruments

- " Brushes
- " Forceps
- " Sponges
- " Tubes, Single and Double
- " Three Bladed Dilator

TRACHEOTOMES

- " Thompson's
- " Worthington's

TRACHEOTOMY Instruments

- " " Set of
- " " Veterinary
- " " " Spooner's
- " Forceps, Sankey's, &c.
- " Hooks
- " Knives
- " Trocars and Canulas
- " Tubes, Double, Single and Spring

TRACTORS, Symonds'TRANSFUSION APPARATUS

- " " Aveling's
- " " Graily Hewitt's
- " " Maisonneuve's
- " " Playfair's
- " " Whitehouse's

TRAVELLERS' UrinalsTRAVELLING Bags and Cases

" Flasks

TRELAT's UrethrotomeTREPANNING Instruments

" " Veterinary

TREPHINE BrushesTREPHINING INSTRUMENTS

- " Chisels
- " Elevators
- " Forceps
- " Gouges
- " Hooks
- " Retractors

TREPHINES of various sizes

" Evans & Wormull's Patent Rotatory

" Veterinary

TRICHIASIS Forceps, Petit'sTROCARS and Canulas

- " " complete set of in Case
- " Abdominal
- " for Ascites
- " " Aspirating
- " Chest
- " Cock's, for puncturing Bladder per Rectum
- " for Cysts
- " Dieullafoy's Suction, for Exploring and Injecting Cysts
- " Exploring
- " for Hydrocele
- " " Hydrocephalus
- " Ovarian
- " for Paracentesis Abdominis
- " " " Thoracis
- " " " " Cock's
- " " " " Robert's
- " " Piercing Hoven Cattle
- " " Puncturing Bladder
- " " " " Cock's
- " Scrotal
- " Sets of, in Case
- " Simpson's
- " Spencer Wells's
- " Syphon, Foster's
- " " Spencer Well's

EVANS & WORMULL, 31, STAMFORD STREET, LONDON.

TROCARS, Thoracic
 „ Thompson's
 „ Tracheotomy
 „ Vesical
 „ Veterinary
TROUSSEAU'S Forceps
 „ Tracheotomy Tubes
TRUMPETS, Conversation
 „ Hearing
TRUSSES
 „ Abdominal
 „ Anal
 „ Circular
 „ Colo's
 „ Dartnell's
 „ Double
 „ Edwards's
 „ Infantile
 „ Lee's, Hare Lip
 „ L'Estrange's
 „ Moc Main
 „ Prolapsus Ani
 „ „ Uteri
 „ Salmon & Ody's
 „ Scrotal
 „ Single
 „ Teale's
 „ Umbilical
 „ Varicocele
 „ Wood's
TUBES, Animalculæ
 „ Conversation
 „ Drainage
 „ Enema
 „ Flexible
 „ Inflating
 „ „ for Trachea
 „ Inhaling
 „ Œsophagus

UMBILICAL Bands and Belts
 „ Pads
 „ Scissors
 „ Trusses
UNIVERSITY Microscopes

URETHRA INSTRUMENTS
 „ Bougies
 „ Catheters
 „ Caustic Catheters
 „ Dilators

TUBES, Rectum
 „ Suppository
 „ Urinary Test
 „ Uterine
TUBING, Drainage
 „ Enema
 „ Gasometer

TUBULAR NEEDLES
 „ „ Curved
 „ „ Forceps
 „ „ Simpson's
 „ „ Straight
 „ „ for Wire Sutures

TUMOUR INSTRUMENTS
 „ Clamps
 „ Ecrascurs
 „ Forceps
 „ „ Fenestrated
 „ Hooks
 „ „ Cooper's
 „ Needles
 „ „ Liston's
 „ Syringe, Broadbent's
 „ „ Spencer Wells's
 „ Trocars
 „ Vulsella

TURMERIC Paper
TURNER'S Ear Speculum
TWIST, Chinese Silk
 „ Ligature and Suture
TWISTER, Wire

TYLER SMITH'S Needle Holder
 „ „ Periodoscope

TYMPANOIRE, Fabrizzi's
TYMPANUM, Artificial

TYRREL'S Cataract Knives
 „ Curetto
 „ Eye Hooks

U.

URETHRA Forceps
 „ „ Brook's
 „ „ Liston's, &c.
 „ Foreign Body Forceps
 „ Lithoclasts
 „ Scoops
 „ Stricture Instruments
 „ „ „ Charriere's
 „ „ „ Maunder's
 „ „ „ Stafford's
 „ „ „ Symes'

EVANS & WORMULL, 31, STAMFORD STREET, LONDON.

URETHRA Stricture Instruments, Thompson's
 " " " Wakeley's
 " " " Wood's
 " Syringes
 URETHRO-PLASTIC Instruments for Fistula, &c.
 URETHROSCOPES for inspecting interior of Urethra
 URETHROTOMES for dividing Urethral
 Stricture
 " Civiale's
 " Stafford's, Curved and Straight
 " Thompson's
 " Trelat's

URINALS, Female
 " Glass
 " Gutta Percha
 " Male

URINARY Cabinets, Beale's
 " Test Tubes and Stands

URINOMETERS for testing the Specific
 Gravity of the Urine
 " Case of, with Test Tube
 Stand and Re-agents
 " Glass
 " Metal
 " Vulcanite, Blaise's

UTERINE INSTRUMENTS

" " Bennett's
 " " Simpson's
 " Bags and Cases
 " Canula for wear after incision of the
 Cervix Uteri
 " Caustic Holder
 " Caustique
 " Compresses
 " " Pretty's
 " Curettes
 " " Tilt's
 " Depressors
 " Dilators
 " " Ellis's, Priestley's, &c.
 " Douches

UTERINE Ecraseurs
 " Forceps
 " Injecting Syringes
 " Laminaria Tents
 " Polypus Forceps
 " Portable Sounds
 " Probes
 " " Hall's
 " Scarificators
 " Scissors
 " " and Forceps, Mathieu's
 " Sounds
 " " Coglan's
 " " Marion Sims's
 " " Simpson's, &c.
 " Specula, various, *see* SPECULA VAGINA
 " Stems
 " " Hall's
 " " Meadows'
 " " Simpson's
 " " Sims's
 " Tents
 " Tourniquet's
 " " Pretty's, &c.

UTERINE Sounds, for Exploring the Uterus

UTERO-ABDOMINAL Supports

" " Hull's

UTEROTOMES OR HYSTEROTOMES

UTERUS Depressors

" Dilators
 " " Thomas's, &c.
 " Instruments
 " " Bennett's
 " " Simpson's
 " " Marion Sims's, &c.

UVULA INSTRUMENTS

" Forceps
 " or Palate Hooks, for Rhynoscopic Ex-
 amination
 " Scissors

UVULATOMES, for excising Uvula

V.

VACCINATING INSTRUMENTS

" Lancets
 " " Evans and Wormull's
 " " Spratley's
 " " Weir's, &c.

VACCINE Bottles and Cases

" Glass Tubes
 " Insiter, Nicholas's
 " Lancets
 " Points
 " Tubes

EVANS & WORMULL, 31, STAMFORD STREET, LONDON.

YACCINATORS

- „ Spratley's
 „ Veterinary
 „ Weir's

VACHER's Midwifery Forceps

VAGINA Dilators

- „ Douches

YAGINAL Fistula Instruments

- „ „ Forceps
 „ „ Knives
 „ „ Needles
 „ „ Scissors

„ Forceps

„ Plugs

„ SPECULA

- „ „ Bennett's
 „ „ Bovin's
 „ „ Ferguson's
 „ „ Protheroe Smith's
 „ „ Ricord's
 „ „ Sims's
 „ „ Tyler Smith's, &c.

„ Syringes

„ Tubes

VALENTIN's Section Knives

VANCE's Female Syringes

VANZATTI's Exploring Syringe

VAPOUR BATHS

- „ „ Boyd's
 „ „ Faulding's
 „ „ Wyatt's
 „ „ Mercurial

VARIABLE Knife, Sims's

VARICOCELE, Appliances and Instruments for

- „ Clamps, Coulson's
 „ „ Ricord's, &c.
 „ Needles
 „ „ Vidal's
 „ Rings
 „ „ Wormald's
 „ Spring Tractors

VARICOSE Veins, Needles for

- „ „ Stockings for

VARNELL's Frog Seton Needle

- „ Instruments for Foot Lameness

VECTIS or Lever

- „ Lever, Lowndes'

VEINON's Percussor

VERTEBRE

VERTEBRATED Probes, Sayer's

YESICO-YAGINAL Fistula Instruments

- „ „ „ Knives
 „ „ „ Specula for

VETERINARY INSTRUMENTS

- „ Appliances & Cases of all kinds
 „ Balling Guns, Probangs and Irons
 „ Bandages
 „ Bistouries
 „ „ Caché
 „ Blinds
 „ Bronchotomy Instruments
 „ Buffers
 „ Canulas
 „ Casting Hobbles
 „ Castrating Knives and Clams
 „ Catheters
 „ Caustic Holders and Cases
 „ Clamps
 „ Clipping Machines, Scissors & Trimmers
 „ Clyster Funnel and Pipes
 „ Combs
 „ Cradles
 „ Dental Instruments
 „ Dissecting Instruments
 „ Drawing Knives
 „ Drenching Apparatus
 „ „ Horns
 „ Dressing Instruments
 „ Eye Specula
 „ Farriers' Tools
 „ Firing Irons
 „ Fleams
 „ Foal Hooks
 „ Fomenting Apparatus, Mavor's
 „ Funnel Enema, Gamgee's
 „ Gags
 „ Gas Singeing Apparatus, Spooner's
 „ Hobbles
 „ Horse Slings
 „ Hypodermic Syringes, Mavor's
 „ Iron Labels
 „ Knives and Lancets of all kinds
 „ Lithotrites
 „ Needles
 „ Oesophagus Tubes
 „ Percutotomy Instruments
 „ Post Mortem Instruments
 „ Probangs and Probes
 „ Rasps
 „ Rowelling Bistouries and Scissors
 „ Scissors, Bent, Curved and Straight
 „ Seton and Suture Needles and Wire
 „ Shocing Tools

EVANS & WORMULL, 31, STAMFORD STREET, LONDON.

VETERINARY Side Lines

- „ Singeing Apparatus
- „ Slings
- „ Spray Apparatus, Mavor's
- „ Surgeons' Instruments & Cases, all kinds
- „ Syringes and Stomach Pumps
- „ Swabs
- „ Tenacula
- „ Tooth Instruments, Gowling's
- „ Tracheotomy Instruments
- „ Trocars

VIDAL'S Needle for Varicocele

VOLATILIZERS, or Spray Apparatus, for all purposes

VOLUNTEER Ambulance Chest, for Camp and Field Service

VULCANITE Apparatus and Appliances

- „ Bougies
- „ Catheters

VULCANITE Caustic Holders

- „ Cylinders for Dry Cupping the Cervix Uteri
- „ Dental Syringes
- „ Pessaries
- „ Rectum Plugs
- „ Splints
- „ Spray Producers
- „ Stems
- „ Stethoscopes
- „ Syringes
- „ Tongue Depressors
- „ Tubes for placing Medicated Suppositories in the Vagina
- „ Urinals for Day or Night use, or Travelling
- „ Urinometers

VULLICK'S Pessary

VULSELLUM Forceps

- „ „ Curling's
- „ „ Liston's, &c.

W.

WAKLEY'S Stricture Instruments

WALKER'S Globe Condenser, for enabling several persons to see the Larynx at the same time

„ Iridectomy Knives

WALKING Shoe, for use after Ankle Dislocation

WALLER'S Craniotomy Forceps

„ Midwifery „

WALSLEY'S Stethoscope

WALTON'S Bistouries

- „ Cataract Knives
- „ Curette and Cystotome
- „ Directors
- „ Eyelid Retractors
- „ Foreign Body Scoop
- „ Gouge for removing Foreign Bodies
- „ Hook for Artificial Pupil
- „ Iridectomy Knives
- „ Knife for Lachrymal Duct
- „ Needles for Reclination
- „ Probe for Lachrymal Duct
- „ Scalpels
- „ Scoops
- „ Spuds
- „ Style
- „ Syringes

WANSBOROUGH'S Metallic Nipple Shields

WARDEN'S Prismatic Auriscope

WARE'S Styles for Fistula Lachrymalis

WARWICK'S Endoscopes

WATER Bags, Beds, Cushions & Pillows, all sizes

- „ Baths
- „ Conductors
- „ Cushions for Bed Sores
- „ Dressings and Bandages
- „ Hot, Bottles
- „ Mattresses

WATERPROOF Aprons

- „ Bed Sheetting
- „ Jaconet
- „ Poultice Cases

WATHEN'S Starch Bandage Forceps

WATSON'S Inhalers

WAX Bougies

- „ „ for Rectum
- „ „ „ Urethra

WEAKNESS, Appliances and Instruments for

WEBBER'S Anti-Ligature Forceps

- „ Fourchette Dilators
- „ Instruments for extracting small Calculi from Bladder
- „ Lithotomy Instruments
- „ „ Knives

EVANS & WORMULL, 31, STAMFORD STREET, LONDON.

WEBER'S Auriscope
 „ Intracisor Forceps
WECKER'S Double Scissors
 „ Bed Pans and Slippers
WEDGE-SHAPED Dilators for opening the Mouth
WEIR'S Vaccinators
WEIGHING Machines, Improved
WEISS'S Three-Bladed Urethra Dilator
WELLS'S Ophthalmoscope
 „ Spencer, Ovariotomy Instruments
 „ „ Trocars
WENHAM'S Parabolic Illuminators
WHALEBONE Hooks and Loops
 „ Probangs and Probes
 „ Gunshot Probe
WHITE COOPER'S Entropium Forceps
 „ „ Knives
WHITE Felt
 „ Wax Bougies
WICKER Cradles, for Curvature of the Spine
WILDE'S Ear Forceps
 „ Iris Scissors
 „ Polypus Snares
 „ Speculum
 „ Tumour Forceps
WILLIAMS'S Stethoscope
WILMOT'S Fillet
WILTSHIRE'S Instruments
WINDER, Bandage
WINDLER'S Instruments
WIRE Adjusters
 „ Drainage Tube
 „ Forceps
 „ Galvanized
 „ Ligature
 „ Nippers
 „ Rope for Ecraseur
 „ Silver
 „ Skeleton Splints, American
 „ Suture
 „ Twister

YEARSLEY'S Ear and Throat Instruments
 „ „ Forceps
 „ „ Probe

ZEHENDER'S Ophthalmoscope
ZIEGLER'S Midwifery Forceps
ZINC Splints

WOODEN Pin Legs

WOODS' INSTRUMENTS

„ Apparatus for Fractured Patella
 „ Crank Saw
 „ Gag
 „ Hernia Clamps
 „ Hypodermic Syringe
 „ Mouth Gag
 „ Needles for the Radical Cure of Hernia
 „ Patella Splints
 „ Pressure Gauge, for determining amount
 of Hernial Impulse, and thereby the
 strength required for Truss Spring
 „ Stricture Instrument
 „ Truss
 „ Urethrotome
 „ Wry Neck Apparatus

WOODWARD'S Obstetric Supports

WOOL, Cotton

WORDSWORTH'S Cautey

WORLD'S Guillotine

„ Ovariotomy Clamp

WORMALD'S Folding Aneurism Needle

„ „ Director

„ Lithotomy Knives

„ Varicocele Ring

WORTHINGTON'S Tracheotome

WRISTLETS

WRIGHT'S Stethoscope

„ Uterine Forceps

WRITER'S Cramp, Velpeau's Apparatus for

WRY Neck, Apparatus for

WUTZER'S Hernia Instruments**WYLDE'S** Ear Forceps

„ „ Speculum

„ Entropium Forceps

„ Eye Instruments

„ Polypus Snare

„ Porte-Cautique

„ Scissors

Y.

YEARSLEY'S Ear Speculum
 „ Tonsil Hook
 „ „ Knife

Z.

ZINC Splints, Perforated

ZWANKE'S Pessaries

INDEX TO MISCELLANEOUS CASES OF INSTRUMENTS.

NOTE.—Any of the following Cases can be modified to suit particular requirements.

	PAGE		PAGE
AMPUTATION CASES	59 and 60	LITHOTOMY CASES	67
(Also see CAPITAL CASES and PLATES.)		LITHOTRITY CASES	67 and 68
AMPUTATION KNIVES & SCALPELS, RESERVE CASE	60	MEDICINE CASES AND CHESTS, for Colonial, Domestic, Emigrants, Ship or Surgeons' Use	68
APPARATUS in Case, for RESTORING SUSPENDED ANIMATION	73	MERCHANT SERVICE CASES	68
ARMY CAPITAL CASES	60	MICROSCOPE CABINET	68
ARMY REGULATION CASES	60 and 61	MIDWIFERY CASES AND BAGS	68
" " DETACHMENT CASES	61	MINOR OPERATION CASES	68
" " POCKET CASES	61	MOFFITT'S POUCHES	69
ASPIRATOR CASES	61	NAVY SURGEONS' CASES	69
BOTANICAL APPARATUS CASE	61	NECROSIS AND TREPPANNING CASES	71
BOUGIES AND CATHETERS, Set in Case	61	OPERATION CASES, for General and Special Practice, in order	
BREAST PUMP CASE	61	OPHTHALMOSCOPE CASES	69
BRONCHOTOMY CASE	61	OVARIOTOMY CASES	69
CAPITAL CASES	61 and 62	PERINEAL CASE	70
CHIROPODIST'S CASE	62	P. & O. S. N. COMPANY'S CASES	70
CLEFT PALATE INSTRUMENT CASES	62	POCKET INSTRUMENT CASES	70
CRANIUM AND DISSECTING CASE	62	POST MORTEM CASES	71
CUPPING CASES	63	" " " Veterinary	75
DENTAL CABINET AND CASES	63	RECTUM INSTRUMENT CASE	71
DISLOCATION AND FRACTURE APPARATUS, in Case	63	RESECTION AND TREPHINING CASES	71
DISSECTING CASES	63 and 64	ROYAL MAIL SERVICE CASES	72
EAR INSTRUMENT CASES	64	SCROTAL TUMOUR CASE	72
ELECTRO-MAGNETIC MACHINE CASE	64	SETS OF INSTRUMENTS IN CASES, adapted for various requirements	72
ELECTRO-PLATE CASES AND CABINETS	64	STOMACH PUMP AND ENEMA CASES	73
ENEMA AND STOMACH PUMP CASES	64	STRICTURE INSTRUMENT CASES	73
ENTOMOLOGICAL CASE	64	SURGEONS' POCKET CASES	70 and 73
EYE INSTRUMENT CASES	64 and 65	SUSPENDED ANIMATION, CASE OF APPARATUS FOR	73
(Also Bowman's, Critchett's, Hancock's, Walton's, &c.)		TABLE CUTLERY CASE	73
FIELD HOSPITAL EQUIPMENT CASE	65	TAXIDERMIST'S CASE	73
FRACTURE APPARATUS CASE	65	THROAT AND NOSE INSTRUMENT CASES	73
GALVANIC APPARATUS CASE	66	TOOTH INSTRUMENT CASES	74
HERNIA INSTRUMENT CASES	66	TRACHEOTOMY CASE	74
H. M. EMIGRATION SERVICE CASE	66	TRANSFUSION APPARATUS CASE	74
HOSPITAL FIELD CASES AND PANNIERS	66	TROCAR CASE	74
HYDROCELE CASE	66	UTERINE CASES	74
HYPODERMIC SYRINGE CASES	66	URINOMETER CASE	74
" " " Veterinary	67	VAGINAL INSTRUMENT & FISTULA CASES	74 and 75
INHALER CASES	67	VETERINARY INSTRUMENT CASES	75
INSTRUMENT CABINETS AND CASES, Sundry	67		
LARYNGOSCOPE AND OPHTHALMOSCOPE CASE	67		

MISCELLANEOUS CASES OF INSTRUMENTS.

ALPHABETICALLY ARRANGED.

Amputation Cases.

No. 1. SET OF AMPUTATION INSTRUMENTS, Mounted in Ebony Handles and Silver Ferrules, consisting of—

Aneurism Needle—Artery Forceps
Bell's Elevator—Bone Forceps
Bullet Forceps—Bullet Scoop—Catlin
Exploring Trocar—Fenestrated Forceps
Two Bistouries—Five Scalpels
Four Elastic Gum Catheters
Four Liston's Amputation Knives
Framed Metacarpal Saw
Gum Lancet—Hydrocele Trocar
Large Abdominal Trocar, with Introductory Canula
Large Saw, with Spare Blade
Large Tang Scalpel—Lenticular
Long Gun-shot Probe
One dozen Curved Needles

No. 5 and 8 Silver Male Catheters
Straight and Curved Tooth Forceps
Silver Female Catheter—Skull Forceps
Straight Finger Saw—Tablet of Ligature Silk
Tooth Key—Tooth Punch
Torsion Forceps—Trepine Brush
Two Curved Bistouries (one each, Probe and Sharp-pointed)
Two Elevators—Two Field Tourniquets
Two Hey's Skull Saws—Two Seton Needles
Two Sets of Spare Fittings for Tourniquets
Two Tenaecula—Two Tourniquets
Two Trepines
The whole fitted in a handsome Brass-bound Mahogany Case, lined with silk velvet.

No. 2. SET OF AMPUTATION INSTRUMENTS, Mounted in Ebony Handles and Silver Ferrules, consisting of—

Aneurism Needle—Catlin
Double Silver Tracheotomy Canula
Elevator—Ferguson's Lion Forceps
Hey's Skull Saw—Improved Bullet Extractor
Improved Bullet Forceps, with Movable Blades
Large Saw—Liston's Bone Forceps
Long Curved Throat Forceps
Long Gun-shot Probe
Long Urethra Forceps—Necrosis Forceps
Nélaton's Probe—Short Curved Probang
Six Scalpels—Skull Forceps
Artery Forceps, with Fenestrated Points
Double Probang—Straight Finger Saw
Straight Scissors—Tenaeculum—Thread
Tablet of Silk and Silver Wire
Three Elastic Gum Catheters

Three Electro-plated Catheters
Three Liston's Amputation Knives
Torsion Forceps—Trepine Brush
Trocar and Silver-mounted Glass Syringe, for Hydrocele
Twelve Needles—Two Anel's Probes
Two Curved and two Straight Bistouries
Two Field Tourniquets
Six Serre-fines
Two Spiral Tourniquets
Two Tooth Forceps
Two Trepines
Two Ware's Styles for Fistula Lachrymalis
Uvula Scissors
In handsome Mahogany Case, lined with silk velvet, or Solid Block

EVANS & WORMULL, 31, STAMFORD STREET, LONDON.

Amputation Cases—*contd.*

No. 3. SET OF AMPUTATION INSTRUMENTS, Mounted in Ebony Handles and Silver Ferrules, consisting of—

Aneurism Needle—Assilini's Tenaculum
 Catlin—Dissecting Forceps
 Framed Metacarpal Saw
 Improved Bullet Extractor
 Spring Artery Forceps
 Knife for the Circular Operation
 Large Saw—Ligature Silk, Tablet of
 Liston's Bone Forceps—Needles

One each Narrow and Broad Finger Knife
 Two Curved Bistouries, Sharp and Blunt Point
 Tenaculum—Three Field Tourniquets
 Two Liston's Knives for the Flap Operation
 (7 in. and 9 in.)
 Two Scalpels—Two Spiral Tourniquets
 In handsome Brass-bound Mahogany Case,
 lined with silk velvet, or without

No. 4. PORTABLE FIELD CASE, in strong Leather Cover, with Straps, Lock and Key, &c. consisting of—

Amputation Saw, with Shifting Back
 Aneurism Needle
 Bone Forceps, with Spring
 Bullet Extractor—Bullet Forceps
 Bullet Scoop—Catlin—Caustic Case
 Double Probang—Elevator
 Finger Knife—Finger Saw—Gum Lancet
 Gun-shot Probe—Gutta-percha Tissue
 Hernia Bistoury—Hey's Skull Saw
 Hydrocele and Exploring Trocar
 Isinglass Plaster on Lawn
 Six Scalpels—Adhesive Plaster
 Large Trocar and Canula
 Lint—Liston's Artery Forceps

Liston's Needle—Metacarpal Saw
 Needles—Nélaton's Probe—Oiled Silk
 One each Large and Small Amputation Knife
 Silver-mounted Glass Syringe
 Silver Tracheotomy Canula
 Skull Forceps—Straight Scissors
 Tablet of Silk and Plated Wire—Tenaculum
 Tenotomy Knife—Three Field Tourniquets
 Tooth Key—Tooth Punch—Trepine
 Two Curved Bistouries
 Two Dieffenbach's Artery Forceps
 Two Laryngeal Brushes
 Two Plated Male Catheters
 Two Tooth Forceps

No. 5. FIELD OPERATION CASE, Mounted in Ebony Handles and Silver Ferrules, consisting of—

Artery Forceps—Bone Nippers
 Bullet Forceps—Catlin
 Electro-plated Catheter—Elevator
 Fenestrated Forceps—Necrosis Forceps
 Field Tourniquets—Hey's Skull Saw
 Large Saw—Needles
 One each Large and Small Amputation Knife
 One Long Electro-plated Gun-shot Probe

One Screw Tourniquet—Skull Forceps
 Straight Finger Saw
 Tablet of Ligature Wire and Silk
 Tenaculum—Three Scalpels
 Trepanning Scalpels—Trepine
 Trepine Brush—Two Elastic Gum Catheters
 Mahogany Case, lined with silk velvet, or
 solid blocked

See also CAPITAL CASES and PLATES.

Amputation Knives and Scalpels Case.

Adapted for large Hospitals as a Reserve Case.

4 10½ in. Straight One-edged Amputation Knives
 4 9 in. ditto ditto ditto
 4 7½ in. ditto ditto ditto
 2 5½ in. ditto ditto ditto

2 Knives to scrape off Periosteum
 12 Scalpels
 2 Scissors
 Mahogany Case, solid blocked

Army Capital Cases. *See PLATES 3 to 5.*

Army Surgeon's Regulation Cases. *See PLATES 3 and 4.*

EVANS & WORMULL, 31, STAMFORD STREET, LONDON.

Army Surgeon's Detachment Case. *See* PLATE 4.

Army and Navy Surgeon's Regulation Pocket Case. *See* PLATE 2.

Full set | Small set

Aspirator Cases.

- | | |
|--|---|
| <p>1. Dieulafoy's Aspirator, consisting of Reservoir and Exhausting Syringe, various sizes of Exploring and Tubular Needles Trocar and Canula Complete in Morocco Case</p> | <p>2. Potain's Aspirator, with India Rubber Stoppers to fit any Bottle
Two, four or six Needles of different sizes Trocars and Exhausting Pump
In neat Leather Case</p> |
|--|---|

Botanical Apparatus Case.

<p>Forceps Magnifying Lenses Section Knife</p>	<p>Specimen Box Student's Microscope, &c. In neat Mahogany Case</p>
--	---

Bougie and Catheter Case.

<p>Twelve Bougies, various sizes Twelve Elastic Catheters</p>	<p>Twelve Silver Catheters Leather Case, lined with Velvet</p>
---	--

Breast Pump Case.

Pump and two Glasses—Mahogany Case

Bronchotomy Case.

<p>Single and Double Edge Scalpels Pair Sharp Pointed Scissors „ Spring Forceps—Skein Silk</p>	<p>Six Half Curved Needles Three Silver Tubes, Nos. 17, 18 and 20 In Leather Case</p>
--	---

Capital Cases.

No. 1.

<p>Aneurism Needle, German Silver Artery Forceps—Bistoury, Sharp Pointed Bistoury, Button Pointed—Bistoury, Hernia Bone Forceps, Straight „ „ Bent on Flat Bow Forceps—Bullet Probe, Silver Catlin, 6-inch—Chisel—Common Trocar Cross-action Bullet Forceps—Double Elevator Double Probang—Exploring Trocar Female Catheter—Four Amputating Knives Four Hanks of Wire—Four Reels of Silk</p>	<p>Four Scalpels—Lenticular—Lion Forceps Liston's Needle—Metacarpal Saw Œsophagus Instrument—Pointed Bullet Forceps Resection Director, Curved Blade and Jointed Handle—Rectum Trocar Resection Director, Straight Blade with Bent Handle—Spring Dressing Forceps Tang Scalpel—Three Elastic Gum Catheters Three German Silver Catheters, Nos. 5, 7, 9 Three Tooth Forceps—Molar, Incisor and Stump Torsion Forceps—Trepine and Brush</p>
--	---

EVANS & WORMULL, 31, STAMFORD STREET, LONDON.

Capital Cases—No. 1 *contd.*

Two Amputating Saws—Two Compressors
 Two Copper-hooked Retractors—Two Gouges
 Two Directors, Broad and Narrow
 Two Double-hooked Retractors
 Two Double Tracheotomy Canulas, two sizes
 Two Extra Tapes—Two Field Tourniquets
 Two Hey's Saws, Straight Edges
 Two Necrosis Forceps, Straight and Curved
 Two Oesophagus Forceps, Lateral and Perpendicular Curves

Two Finger Knives
 Two Petit's Tourniquets—Two Tenacula
 Two Polypus Forceps, Straight and Curved
 Two Scissors, Straight and Crooked
 Twenty-four Needles of various sizes, Straight and Curved
 Two Trephines
 Vulsellum Forceps
 Whalebone Spatula
 Mahogany Case

No. 2.

Amputating Saw—Artery Forceps
 „ „ with Shifting Back
 Bone Forceps—Bullet Forceps—Seissors
 Forceps, Necrosis—Gun Shot Probe
 Half-a-dozen Needles—Tenaculum

Silk, Thread and Wire—Three Scalpels
 Three Amputating Knives
 Tourniquet—Mahogany Case
Also see Amputation and Army and Navy Regulation Cases and Plates

Chiropodist's Case.

Contains Six to Twelve Knives of various shapes—Assorted Files—Forceps

Nail Nippers—Seissors—Solution Bottle
 In neat Leather Case

Cleft Palate Instrument Cases.

No. 1.

Curved Blunt Uterine Seissors
 Eight Durham's Needles
 Four Vulsellum Forceps—Four Wire Adjusters
 Knife, with Rack—Needle Holder, straight
 Set of Three Gags—Seventeen Knives
 Six Canula Needles, Simpson's
 Straight Uterine Seissors

Three Long Liston's Forceps
 Twelve Needles, Plated
 Two Needle Holder Forceps, Straight & Curved
 Two Staphyloraphy Needles, one each Sharp and Blunt—Two Tablets of Silk
 Mahogany Case, lined with Silk Velvet, or Solid Block

No. 2.

Angled Knife—Curved Seissors
 Long-Catch Forceps, fine Tenaculum Points
 „ „ „ with broad Serrated Points
 „ „ „ with fine Serrated Points
 Needle with Long Handle, Blade Curved at nearly Right Angle
 Plated Wire
 Sharp Hook with Long Handle
 Suture Catcher—Two Curved Steel Separators

Two Cards Plaited Silk
 Two Needles in Handles for Silk, Curved Right and Left
 Two Straight Sharp-Pointed Knives, Long Handles
 „ Blunt „ „ do.
 Two Tubular Needles for Wires—Wire Twister
 Mahogany Case, lined with Silk Velvet, or Solid Block

Cranium and Dissecting Case.

Blowpipe—Bowel Seissors—Brain Knife
 Double Hook—Hammer
 Large Dissecting Forceps
 Large Saw, Amputating size
 Large Seissors—Set of Chain Hooks

Small Dissecting Forceps—Spine Chisel
 Straight Chisel—Three Cartilage Knives
 Three Scalpels, one Tang
 Twelve Large Needles, Straight
 Whalebone Spatula—Mahogany Case

EVANS & WORMULL, 31, STAMFORD STREET, LONDON.

Cupping Cases.

LARGE.

Air Pump—Four Glasses for Dry Cupping
 Large Scarificator, with spare Lancets
 Spirit Bottle

Temple Scarificator, with spare Lancets
 Two Nests of Four Glasses
 Mahogany Case, velvet lined

SMALL.

Scarificator—Spirit Bottle
 Torch

Two Nests of three Glasses
 Mahogany Case, velvet lined

Dental Cabinet and Cases.

DENTAL CABINET, in Rosewood, Walnut or Mahogany, lined with Silk Velvet, with Drawers and Trays for Instruments, Gold Foil, &c.

Bottles for Stopping, &c.
 Gum Lancet, Spring Back
 Mouth Mirror
 Mouth Spatula
 Pair Excising Forceps
 Screw for Stumps
 Strong Scissors, for Foil, &c.
 Tooth Syringe
 Twelve or eighteen superior Scaling Instruments,
 in Ivory Handles

Twelve or eighteen superior Stopping Instruments, in Ivory Handles
 Twelve or twenty-four Excavators, in Steel Handles, or fitting Socket Handle
 Twelve pairs Circular-jointed Tooth Forceps
 Four pairs Circular-jointed Tooth Forceps for Children
 Twelve Rose Drills, in Ivory Handles, or fitting Socket Handle
 Two Stump Elevators—24 Dental Files

DENTAL CASE—Small.

Four Scalers and Stoppers
 Four Sheets Gold Leaf

Three Excavators and Rosehead
 Amalgam and Gutta Percha Case

Neat Leather Case.

DENTAL CASE—Large.

Twelve Dental Files
 Dental Drills or Excavators
 Fourteen Scalers and Stoppers

Four Sheets Gold Leaf—One oz. Amalgam
 Stick of Gutta Percha
 Neat Leather Case

Dislocation and Fracture Apparatus Case.

Suitable for Hospitals, Dispensaries, &c.

Arm Sling—Cotton Wool, 1 lb.
 Dextrine, 2 lbs.
 Double Inclined Plane, McIntyre's
 Ellis's Clavicle Apparatus
 Gutta Percha for Splints, 1 lb.
 Gutta Percha Tissue, 4 yds.
 Iron Extension Splint
 Iron-jointed Thigh Splint

Jointed Elbow Splint—Plaster of Paris, 1 lb.
 Radius Splint—Salter's Leg Sling
 Set of Dislocation Apparatus
 Set of Duncan's Ratan Cane Splints
 Set of Japanned Leg Splints
 Six Pasteboards for Splints
 Twenty-four Handloom Bandages
 Strong Box, with Patent Lock

Dissecting Cases.

No. 1.

Blowpipe—Dissecting Hooks—Four Scalpels
 Scissors—Set Chain Hooks

Six Needles, Half-Curved—Spring Forceps
 In Japanned Tin Case

EVANS & WORMULL, 31, STAMFORD STREET, LONDON.

Dissecting Cases—*contd.*

No. 2.

Blowpipe—Dissecting Hooks—Six Scalpels	Six Needles, Half-Curved—Spring Forceps
Two Scissors—Section Knife—Set Chain Hooks	In Mahogany Case

Ear Instrument Case.

Brunton's Lamp	Leroy's Instrument for Extracting Foreign
Four Pair Forceps, different Curves and Shapes	Bodies from Ear
Set of Plated Canulas—Roll of Wire	Leather Case, lined with Silk Velvet

Electro-Magnetic Machines in Case.

Of various power, with all modern Improvements. Arranged for applying Continuous or Intermittent Currents or Shocks, with Insulated Handles, Brushes, Sponge Holders, Electrodes adapted for various parts of Body, &c. In Neat Leather or Mahogany Case.

Electro-Plate Cases.

No. 1. Containing Twelve Fish Eating Knives and Forks, with Plain Plated, Ivory or Pearl Handles, or Ornamental ditto, and Plain or Chased Blades	No. 3. Fish Carving Knives and Forks, with Handles similar to Case 1, and plain or chased Blades
No. 2. Containing Twelve Dessert Knives and Forks, with Handles similar to Case 1 In Elegant Rosewood or Mahogany Case	All the above fitted in Neat Case.
	No. 4. Electro-Plate Cabinets fitted for any number of Persons, and to suit any requirements

Enema and Stomach Pump Cases.

Both combined, with improved Flute Key Lever, Œsophagus Tube and Elastic and Metal Rectum Pipe	EVANS and WORMULL'S Patent Enema Apparatus, requiring only one hand to work it; recommended for Portability, Simplicity, Facility of Use, and Practical Advantages
In Mahogany Case	In Neat Case

Entomological Case.

Hooks—Forceps—Scissors—Section Knife—Specimen Box—Various Knives—Morocco Case

Eye Accident Case.

Cilia Forceps—Fixing Forceps—Spud or Scoop	Straight and Curved Needle
Speculum—Skein of Silk	Neat Case

Eye Instrument Cases.

LARGE CASE, No. 1.

Bowman's Spoon—Broad Iris Forceps	Director and Case with Probes—Hulke's Needle
Broad Needles—Cilia Forceps—Director	Double Platinum Iris Hook—Inside Speculum
Critchett's and Schuff's Spoons	Fine Straight Scissors—Lens Hook
Curette and Cystotome—Curved Iris Scissors	Macnamara's Knife and Double Spoon
Desmarre's Forceps—Four Græfe's Knives	Maunoir's Scissors—Narrow Fixing Iris Forceps

EVANS & WORMULL, 31, STAMFORD STREET, LONDON.

Eye Instrument Cases.

LARGE CASE, No. 1—*contd.*

Ordinary Straight Knife—Scarpa's Needle	Three Hanks each Black and White Silk
Packet of Twelve Needles—Secondary Knife	Two Short Needles
Set of Probes in Case	Two Sichel's Knives
Short Curved Iris Forceps—Spatula	Two Stop Needles—Tyrrell's Needle
Stop Speculum—Strabismus Hook, Cowell's	Weber's Canaliculus Knife
Strabismus Scissors—Straight Iris Forceps	Mahogany Case, lined with Silk Velvet, or
Two Curved and two Straight Iridectomy Knives	Solid Blocked

CASE No. 2.

Eight Needles—Eyelid Retractor	Three Forceps—Three Scissors
Six Knives	Mahogany Case, lined with Silk Velvet, or
Set of Bowman's Probes—Speculum	Solid Blocked

CASE No. 3.

Bowman and Critchett's Spoon	Maunoir's Scissors
Curette and Cystotome—Curved Iris Scissors	Short Curved Iris Forceps—Stop Speculum
Fixing Forceps—Gräefe's Tortoiseshell Spoon	Three Gräefe's Knives
Iridectomy Knives, Curved and Straight	Mahogany Case, lined with Silk Velvet,
Long Curved Iris Forceps	or Solid Blocked

CASE No. 4.

Cilia Forceps—Curette and Cystotome	Strabismus Hook, Cowell's
Curved and Straight Iridectomy Knife	Strabismus Scissors
Desmarre's Forceps—Excision Scissors	Two Broad Needles—Two Gräefe's Knives
Fixing Forceps—Director and Probes in Case	Two Stop Needles—Tyrrell's Hook
Lens Hook—Long Curved Iris Forceps	Weber's Canaliculus Knife
Maunoir's Scissors—Sichel's Knife	Mahogany Case, lined with Silk Velvet, or
Short Curved Iris Forceps—Stop Speculum	Solid Blocked

Field Hospital Equipment Case.

Case of Surgical Instruments to be included in the Equipment of a Field Hospital.

Finger Saw—Four Artery Forceps	Twelve Acupressure Needles, various sizes
Knife to scrape off Periosteum	Two 10½ inch Straight Amputation Knives
Liston's Straight Bone Forceps	Two 9 inch ditto ditto
Needle for inserting Wire for Sutures	Two 7½ inch ditto ditto
Ordinary Amputation Saw	Six inch ditto ditto
Silk Ligature	Wax — Catgut — Wire for Sutures — Tablet
Screw Tourniquets, large and small—Scissors	Suture Silk
Six Scalpels—Spring Artery Forceps	Mahogany Case lined with Silk Velvet or
Tenaculum—Twenty-four Surgical Needles	Solid Blocked

Fracture Apparatus Case.

For Regimental and Field Service.

Flannel or Serge of Open Texture	Plaster of Paris, in ½-lb. and 1 lb. Tins
Gutta Percha Tissue	Set of Lined Splints
Jointed Thigh Splints, Wood	Sets of Leg Splints, Wood, Right and Left
Loose Wove Bandages—Pasteboard Splints	Tow, 1 lb.—Cotton Wool, 1 lb.—Old Linen Sheet
Splint for Fracture of Radius, Wood	In Strong Box, with Patent Lock and Key

EVANS & WORMULL, 31, STAMFORD STREET, LONDON.

Galvanic Apparatus Case.

Bunsen's, Daniel's, Gaiffe's, Stöhrer's, or other Batteries of various power, with accessories complete, in Mahogany Case

Conductors for applying Electricity to the Bladder, Ear, Spine, Teeth, Throat, Uterus, &c., and Galvanic Cautey Apparatus, with Ecraseurs, can be supplied with same

H. M. Emigration Service Case. See PLATE 7.

According to Requirements of the Emigration Commissioners. To be provided by the Surgeon.

CASE OF POCKET INSTRUMENTS as No. 3, page 70. SMALL SET OF TOOTH INSTRUMENTS IN POUCH.

OPERATION CASE, containing—

Bone Forceps—Bullet Forceps—Catlin
Midwifery Forceps
Six Bougies in Case
Four Elastic Gum Catheters—Elevator
Four Electro-Plated Male Catheters and Female
ditto—Finger Saw—Hey's Skull Saw
Large and Small Amputation Knives

Amputation Saw—Large Saw
Needles and Ligature Silk
Sliding Artery Forceps—Spiral Tourniquet
Straight Finger Saw—Trepine and Brush
Tenaculum—Trachea Tube
Three Scalpels—4 Lancets in Case
Fitted in Mahogany Case

In addition to the above, it is recommended that the following Instruments be procured:—

Cupping Case, Trocar and Canula, Trepine and Elevator, Craniotomy Forceps, Perforator, Blunt Hook, and Crotchet

Hernia Instrument Case.

Brodie's, Key's, or Stanley's Silver Director
Davis's, Ferguson's, Roshmund's, or Wutzer's
Instruments for the Radical Cure
Hernia Bistoury—Scalpel—Forceps

Tablet of Silk and Silver Wire
Assorted Curved Needles
Wood's Hernia Needles
Neat Morocco or Mahogany Case

Hospital Field Panniers.

FOR ARMY OR VOLUNTEERS.

These Panniers are supplied singly or in pairs, constituting the complete authorized equipment.

NO. 1.—INSTRUMENT PANNIER

Contains Complete set of Operation Instruments &c., in accordance with existing Army Regulations.

NO. 2.—MEDICINE PANNIER

Contains Medicines, Medical Comforts, and Sundries, according to existing Army Regulations.

Hydrocele Case.

Solution Bottle—Small Brass Syringe, Tinned Trocar and Canula. Mahogany Case.

Hypodermic Syringe Cases.

With or without Medicated Discs.

Buzzard's, Pravaz's, or Wood's Hypodermic Syringe, or Improved ditto, with Plain or Screw Piston Rod, Spare Fine Gold Pipes, or with Platinum Points. In Neat Morocco Case.

EVANS & WORMULL, 31, STAMFORD STREET, LONDON.

Hypodermic Syringe Cases, Veterinary.

Mavor's Improved, with Spare Points and Solution Bottle. In Neat Morocco Case.

Inhaler Cases.

Fitted for Æther and Chloroform, and with Spray Apparatus.

Sibson's, Clendon's, Coleman's, Townley's, or other approved Inhaler, or Clover's Apparatus, with Improved Æther or Chloroform Bottle, and Richardson's Æther Spray Apparatus, with Double or Treble Jet. In Neat Leather Case

Instrument Cabinets and Cases.

Fitted for Surgeons, Hospital, Cottage Hospital or Dispensary use, Dentists, Veterinary Surgeons, &c. In Mahogany, Rosewood, or Walnut

Laryngoscope and Ophthalmoscope Case (combined).

Morell Mackenzie's, or other Laryngoscope, with Liebrich's Ophthalmoscope and Glasses Complete. In Neat Morocco Case

Lithotomy Cases.

No. 1. LARGE CASE.

Double Curved Scoop—Female Staff
Female Sound—Four Central Grooved Staffs
Four Lateral Grooved Staffs
Side Curved Scoop
Four Ordinary Sounds—Medium Blunt Gorget
Four Stone Forceps, Curved

Four Stone Forceps, Straight—Key's Knife
Thompson's Sound—Two Ferguson's Knives
Two Liston's Knives
Two Lithotomy Tubes of German Silver
Improved Female Urethra Dilator
Mahogany Case

No. 2. SMALL CASE.

Double Scoop—Female Staff—Ferguson's Knife
Four Male Staffs—two Central, and two Lateral
Liston's Knife—Two Elastic Gum Tubes
Two Male Sounds and one Female

Two Stone Forceps, Curved
Two Stone Forceps, Straight
Two Web Bandages
Mahogany Case

Lithotriety Cases.

No. 1. LARGE CASE.

Brodie's Lithotrite—Catheter Scoop
Clover's Apparatus adapted to Syringe
Long Urethra Forceps, with extra Blade,
Curved and Straight
Short Urethra Forceps—Syringe, with Stop-Cock

Two Bladder Catheters, with Spiral Stillettes
Improved Lithotrite, with Flat Blades
" Small Fenestrated Lithotrite
Mahogany Case lined with Silk Velvet or
Solid Block

No. 2. SMALL CASE.

Brodie's Lithotrite
Bladder Catheter with Spiral Stilette
Clover's Apparatus adapted to Syringe
Lithotrite with Flat Blade

Syringe, with Stop Cock
Urethra Forceps
Mahogany Cases, lined with Silk Velvet, or
Solid Block

EVANS & WORMULL, 31, STAMFORD STREET, LONDON.

Lithotritry Cases—*contd.*

CASE 3.

Catheter Scoop	Long Canula Urethra Forceps, with Straight and Curved Blades—Pair Urethra Forceps
German Silver Syringe with Stopcock	Three Silver Catheters, with Elastic Gum Stilette, Nos. 11, 12, 14
Lithotrite Fenestrated No. 12, full in the Shaft	Two Sir H. Thompson's Plated Hollow Sound
" " No. 10, " "	Brass-bound Mahogany Case, handsomely fitted
" " No. 8, " "	
" Non-Fenestrated Flat Bladed	

Medicine Cases and Chests.

Adapted for all requirements, and fitted for Colonial, Domestic, Emigrants, Ship and Surgeons Use.

Merchant Service Cases.

Medicine Chests and Cases adapted for any number of Crew and Passengers, with Bougies and Catheters, Enema Apparatus, Instruments and Medicines, Bandages, Splints, &c., to suit any requirements. Also Cases suited for Surgeons to Ships carrying few Passengers.

Microscope Cabinet.

Animalculæ Glass	Neutral Tint Glass, Beale's
Compound Achromatic Microscope, with superior Adjustments	Object Glasses, &c.
Diaphragm Condenser—Eye-Pieces—Forceps	Plates—Polarizing Apparatus and Selenite
Mirrors—Movable Mechanical Stage	Section Knife—Specimen Drawer
	Complete in Mahogany Cabinet

Midwifery Cases.

No. 1.

Barnes' Midwifery Forceps	Lee's Premature Labour Instrument
" Craniotomy Forceps	Smellie's Perforator
Blunt Hook and Crotchet—Female Catheter	Portable Leather or Mahogany Case

The above can also be supplied Nickel-Plated.

No. 2.

Blunt Hook and Crotchet	Simpson's Long Midwifery Forceps
Churchill's or Murphy's Craniotomy Forceps	" Perforator
Elastic Gum Catheter—Frœnum Scissors	" Short Midwifery Forceps
Lee's Stilette for Puncturing Membranes	Vectis and Decapitator
Plated Female Catheter	Neat Leather or Mahogany Case

The above can also be supplied Nickel-Plated.

Minor Operation Case.

Aneurism Needle—Bone Nippers	Sliding Fenestrated Forceps
Button-pointed Bistoury—Dissecting Forceps	Straight-edge Bistoury—Straight Scissors
Dressing Forceps—Five Scalpels	Tablet of Silk, Evans and Wormull's
Hernia Bistoury—Liston's Needle—Scalpel	Tenaculum—Tendon Knife—Thread
Saw, with Movable Back—Scoop Director	Tumour Hook—Wax
Screw Tourniquet—Sharp-pointed Bistoury	Mahogany Case, lined with Silk Velvet or
Simpson's Wire Needle—Six Needles	Solid Block

EVANS & WORMULL, 31, STAMFORD STREET, LONDON.

Moffitt's Case or Pouch.

Dressing Forceps—German Silver Spatula
Half-ounce Thread
Pocket Knife

Probe and Director—Scissors—Six Needles
Twenty-four Pins
Morocco Case

Navy Surgeon's Complete Case.

In accordance with existing Admiralty Regulations. See Plate 6.

Navy Assistant Surgeon's Case.

Amputating Saw—Brush—Catlin
Elastic Gum Catheters—Double Elevator
Fahrenheit's Thermometer—Gum Lancet
Hey's Saw—Skull Forceps
Tooth Key with 3 Spare Claws and Punch
Long Probe
Metacarpal Saw with two Blades
Pair Artery Forceps
Pair Bono Nippers, Liston's
Pair Bullet Forceps
Four Pairs Tooth Forceps, Curved and Straight

Probang, Double—Seton Needle in Seales
Six Scalpels and Raspatory
Tablet of Ligature Silk, Evans and Wormull's
Two Amputating Knives
Two Silver Catheters
Two Tenacula—Two Tourniquets
Two Trephines and Brush—Two Trocars
Twelve Curved Needles—Two Lancets
Strong Mahogany or Oak Case lined with
Velvet, Lock and Key, and Name Plate

POCKET CASE AS Fig. 4. Plate 2.

N.B.—When an Assistant Surgeon is appointed to a Ship not bearing a Surgeon, he is required to provide himself with the following articles in addition to the above:—

Set of Common Splints—Six Bougies in a Case—Three Roller Bandages—Six Pewter Syringe.

Ophthalmoscope Case.

Beale's, Bader's, Coccini's, or other Approved Ophthalmoscope, with Reflector and Magnifying Lens.

In Neat Morocco Cases

Ophthalmoscope with Laryngoscope (combined).

In Neat Case.

Ovariectomy Case.

Cautery Irons
Hutchinson's, or Spencer Wells's Improved
Ovariectomy Clamps
Ovariectomy Hook

Spencer Wells's Long Serrated Forceps
Three Ovariectomy Syphon Trocars, Large,
Medium and Small
Morocco Case

EVANS & WORMULL, 31, STAMFORD STREET, LONDON.

Peninsular and Oriental S. N. Company's Cases.

According to Regulations. (To be provided by the Surgeon.)

A complete Case of Amputating and Trepanning Instruments, Mounted in Ebony Handles and Silver Ferrules, consisting of:—

Amputation Saw—Aneurism Needle	Two Curved Bistouries—Lenticular
Bone Forceps—Bullet Forceps—Catlin	Two Hey's Skull Saws
Circular Knife—Elevator	Two Liston's Knives for the Flap Operation
Hernia Bistoury and Director	Six Scalpels—Six Lancets
Hydrocele Trocar and Syringe	Two Straight Finger Knives and Saw
Large Trocar and Canula for Paracentesis Abdominis—Curved Trocar—Midwifery Forceps	Three Silver Male Catheters
Twelve Needles—Long Probo	Female Catheter
Clinical Thermometer—Spring Artery Forceps	Six Gum Elastic Catheters—Six Metallic Bougies
Tang Scalpel—Tourniquet—Trepine & Brush	Fitted in Brass-bound Mahogany Case, complete, Lined with Silk Velvet, or Solid Block

POCKET CASE AS No. 3. Page 70.—CUPPING CASE, Complete—ASPIRATOR, Complete in Case.

POUCH OF TOOTH INSTRUMENTS.

Perineal Case.

○ Staff—Syme's Sigmoid Catheter—Two Lister's Staffs—Two Large Curved Needles—Case

Pocket Instrument Cases.

CASE No. 1.—SURGEON'S POCKET INSTRUMENTS.

Abscess and Tendon Knife—Artery Forceps	Hernia Director—Steel Ear Scoop
Bow Forceps—Caustic Case—Crooked Scissors	Hernia Knife, Curved—Hypodermic Syringe
Clinical Thermometer—Double Bistoury	Straight Scissors—Tablet of Silk, Evans and Wormull's
Director, with Aneurism Needle	Torsion Forceps—Two Pair Probes
Dressing Forceps—Exploring Trocar	Twelve Needles
Female Catheter—Finger Knife and Scalpel	Morocco Case
Gum Lancet and Tenaculum—Spatula	

CASE No. 2.

Aneurism Needle—Bow Forceps	Syme's Tenotomy Knife
Clinical Thermometer—Double Bistoury	Two Probes
Finger Knife and Double-edge Scalpel	Tenaculum and Gum Lancets
Hypodermic Syringe—Pair Scissors	Torsion Forceps, with Knob
Plated Caustic Case—Polished Forceps	Wakley's Forceps, Fenestrated
Six Needles—Spatula—Tablet of Silk	Handsome Leather Case, with Patent Lock

No. 3.—THREE-FOLD POCKET CASE.

Aneurism Needle—Crooked Scissors	Silver Caustic Case—Six Needles
Clinical Thermometer, in Plated Case	Small Fenestrated Artery Forceps
Director and Steel Ear Scoop	Spring Forceps—Straight Scissors
Double Bistoury—Dressing Forceps	Syme's Tenotomy Knife—Tablet of Silk, Evans and Wormull's
Exploring Trocar, in Ivory Case	Tenaculum and Gum Knife—Torsion Forceps
Finger Knife and Scalpel—Pair Probes	Handsome Morocco Case
Hypodermic Syringe, in Plated Case	

EVANS & WORMULL, 31, STAMFORD STREET, LONDON.

Post-Mortem Cases.

No. 1. LARGE.

Blow Pipe, Brass—Brain Knife—Double Hook
 Bowel Scissors—Chain Hooks, set of
 Dissecting Hook—Extra Large Hammer
 Hawk-bill Bone Forceps—Head Rest
 Large Dissecting Forceps
 Large Dissecting Scissors—Skull Chisel
 Plated Blow Pipe—Saws—Spine Chisel
 Six Scalpels, one Tang

Straight Chisel
 Small Dissecting Forceps
 Small Dissecting Scissors
 Three Cartilage Knives, various sizes
 Twelve Long Needles, Straight and Curved
 Whalebone Spatula—Wrench
 Mahogany Case, Plain, or Lined with Silk
 Velvet

No. 2. SMALL.

Blow Pipe—Bowel Scissors—Brain Knife
 Dissecting Forceps—Dissecting Scissors
 Double Hook—Hammer—Large Scalpel
 Saw—Set of Chain Hooks
 Small Dissecting Forceps
 Straight Chisel—Spine Chisel

Three Scalpels, one Tang
 Three Cartilage Knives, different sizes
 Twelve Large Needles, Straight and Curved
 Whalebone Spatula
 Mahogany Case, Plain or Lined with Silk
 Velvet

No. 3.

Bowel Scissors—Brain Knife
 Cartilage Knife
 Double Hook—Finger Saw—Jointed Blowpipe
 Five Scalpels, different sizes—Head Rest
 Tang Scalpel
 Post-Mortem Hammer—Post-Mortem Saw

Set of Chain Hooks—Six Curved Needles
 Six Straight Needles—Small Blowpipe
 Straight Chisel—Two Dissecting Forceps
 Two Dissecting Scissors—Vertebre Chisel
 Whalebone Spatula
 Brass-bound Mahogany Case

Rectum Instrument Case.

Curling's Vulsellum Forceps with Catch
 Clamp for Hæmorrhoids—Fistula Director
 Fistula Knife—Fistula Forceps, Sliding
 Fistula Hook—Fistula Scissors—Liston's Needle
 Pile Forceps—Speculum with Slot

Three Fistula Bistouries
 Vulsellum Forceps Needle Holder
 Straight Forceps—Weiss' Rectum Dilator
 In Mahogany Case, Lined with Silk Velvet,
 or Solid Blocked

Resection and Trephining Instrument Case.

American Bullet Forceps—Brush
 Bow Saw with Spare Blade—Chain Saw
 Forceps for Grasping Bone—Grooved Chisel
 Improved Bullet Extractor—Long Silver Probe
 Liston's Large Bone Forceps, Curved
 Sequestrum Forceps—Lenticular—Scissors
 Narrow Straight Saw—Saw with Shifting Back
 Langenbeck's Forceps—Strip of Sheet Zinc
 Six Different Resection Knives, two pointed,
 one Curved, one Button ended, one with
 Blunt Point

Two Blunt Wound Hooks, Retractors
 Two Elevators, one Simple, one Double
 Two Trephines one of $\frac{1}{8}$ inch, one of $\frac{9}{16}$ inch
 Diameter, with Shifting Pyramid
 Two Raspatories, Hook Shaped and Goatfoot
 Shaped
 Two Strong Pointed Hooks
 Mahogany Case, Lined with Silk Velvet, or
 Solid Blocked

EVANS & WORMULL, 31, STAMFORD STREET, LONDON.

Royal Mail Service Cases.

According to Regulations. *See* Plate 7.

AN OPERATING CASE, containing

Metacarpal Saw, with Spare Blade
 Amputating Saw—Two Flap Knives
 Two Circular Knives—Catlin
 Pair of Bone Forceps—Finger Saw
 Two Tenacula—Assilini's Tenaculum
 Pair of Artery Forceps
 Pair of Spring Forceps—Trepine and Brush
 Elevator—Two Hey's Saws—Tang Scalpel
 Two Scalpels—Two Finger Knives

Three Bistouries
 Two Trocars, Abdominal and Hydrocele
 Pair of Bullet Forceps—Probe
 Aneurism Needle—Hernia Director
 Tourniquet—Twelve Needles
 Skull Forceps and Brush—Spring Probang
 Tablet Silk—Thread
 Strong Case lined with Velvet, or Mahogany
 Solid Block

Set of Pott's Splints, Arm, Leg, and Thigh—Twenty Calico Rollers—Tape—Enema Apparatus—
 Six small Glass or Pewter Syringes.

MIDWIFERY POUCH, containing

Pair of Forceps—Lever—Perforator—Blunt Hook and Crotchet—Pair of Craniotomy Forceps.

In addition to the above, the Surgeon is required to provide the following Instruments:—

POCKET CASE, containing

Spatula—Straight Scissors—Crooked Scissors
 Dressing Forceps—Curved Bistoury
 Scalpel—Long Silver Caustic Case
 Artery Forceps

Director and Probes—Gum Lancet
 Three Lancets—Exploring Needle
 Suture Needles—Thermometer
 Straight Bistoury

CUPPING CASE.

Large Scarificator—Temple Scarificator—Eight Glasses—Torch and Bottle.

TOOTH INSTRUMENT CASE.

Fox's Tooth Key—Four Forceps, various—Tooth Punch—Double Gum Lancet

CASE OF CATHETERS AND BOUGIES.

Four Silver Catheters—Four Solid Metal Bougies—Four Gum Elastic Catheters—Silver Female Catheter.

Scrotal Tumour Case.

Long Straight Director, with bent handle
 14 inches long
 Three Long Scalpels
 Cord, 1½ yards long, with Cross Handles

Brass Ring, ¾-inch diameter
 Mahogany Case, lined with Silk Velvet or
 Solid Block

Sets of Instruments in Cases adapted for various Requirements.

Set of Amputation Knives and Scalpels, *see* page 60
 „ Bougies and Catheters, *see* page 61
 „ Cleft Palate Instruments *see* page 62
 „ Ear Instruments, *see* page 64
 „ Eye Instruments, *see* page 65
 „ Hernia Instruments, *see* page 66
 „ Lithotomy and Lithotripsy Instruments, *see* p. 67
 „ Midwifery Instruments, *see* page 68

Set of Ovariectomy Instruments, *see* page 69
 „ Rectum & Fistula Instruments, *see* pages 71 & 75
 „ Stricture Instruments, *see* page 73
 „ Throat Instruments, *see* page 73
 „ Tooth Instruments, *see* page 74
 „ Tracheotomy Instruments, *see* page 74
 „ Uterine & Vaginal Instruments, *see* pp. 74 & 75
 „ Veterinary Instruments, *see* page 75

EVANS & WORMULL, 31, STAMFORD STREET, LONDON.

Stomach Pump and Enema Cases.

(Combined with Oesophagus and Rectum Tubes.)

Stricture Instrument Case.

Set of Wakley's Stricture Instruments—Selection of Bougies and Catheters à Boulé, and Silver or Plated Catheters, Canulas, and Prostate Catheter.

In Morocco Leather Case

Or with Sir H. Thompson's, or Holt's Stricture Dilators, or Symo's Stricture Staff.

Students' First Pocket Case.

Symo's Abscess Knife and Scalpel
Dressing Forceps—Bistoury and Finger Knife
Pair of Probes
Plated Caustic Case—Scoop Director

Six Needles—Small Fenestrated Forceps
Small Dressing Scissors
Spring Forceps
Neat Morocco Case

Students' Larger Pocket Cases. *See page 70.*

Surgeons' Pocket Cases. *See page 70.*

Suspended Animation, Apparatus for, in Case.

Consisting of Circular Spring Bellows, fitted with Nostril Pipes and Ear Tubes.
Mahogany Case.

Table Cutlery Case.

Twelve Table and twelve Dessert Knives, in Ivory or Electro-Plated Handles.
Neat Mahogany or Oak Case

Taxidermist's Case.

Blow Pipe—Ebony Scalpels—Pair Scissors
Pair Long Forceps—Pair Smaller Forceps
Pair Common Forceps—Preserving Paste

Pair Flat Cutting Pliers—Small Straight Saw
Pair Round Nosed Pliers—Set of Chain Hooks
Handsome Mahogany Case

Throat Instrument Case.

Two pair Morell Mackenzie's Throat Forceps,
opening antero-posteriorly.
Two pair Morell Mackenzie's Throat Forceps,
opening laterally
Tonsil Guillotine—Uvulotome

Laryngoscope, Mirrors, Reflector and Lamp
Tongue Depressor—Set of Rigid Wire Loops.
Laryngeal Sound—Laryngeal Syringe
Set of Brushes—Double Probang.
Folding Morocco Case.

EVANS & WORMULL, 31, STAMFORD STREET, LONDON.

Tooth Instrument Cases.

FOR UPPER PERMANENT TEETH.

Containing Forceps for Incisors, Canines, and Bicuspids—First and Second Molars, Right—Ditto, Left.
Third Molar

FOR LOWER PERMANENT TEETH.

Containing Forceps for Incisors, Canines, and Bicuspids	Set of six Elevators to fit one Handle
First, Second, and Third Molars	Tooth Key and three Claws
Straight and Bent Stumps—Plain Elevator	Spring Gum Knife
	Morocco, or Mahogany Case

FOR CHILDREN.

Plain Elevator—Tooth Key and three Claws—Set of six Elevators to fit one Handle—Three-piece Gum Knife

Tracheotomy Case.

Dilating Forceps—Two Blunt Hooks—Set of three Silver Trachea Tubes—Two Small Scalpels

Transfusion Apparatus Case.

Graily Hewett's Apparatus with two Silver Pipes, Forceps, Funnel, Scalpel, Lancet, and Thermometer. In neat Portable Morocco Case	Playfair's Transfusion Apparatus, and others complete In Neat Case
---	--

Trocar Case.

Complete Set	Trocar for Puncturing Bladder per Rectum
Exploring Trocar—Glass Syringe	Trocar for Puncturing Chest—Solution Bottles
Large Trocar for Ascites—Trocar for Hydrocele	Morocco Leather Case

Urinometer Case.

With Test Tubes, Re-agents, and Thermometer.

Graduated Trial Glass—Specimen Bottle—Test Tubes—Test Paper—Thermometer—Urinometer
Neat Morocco Case

Uterine Case.

With, or without Medicated Suppositories.

Caustic Case and Lint Holder	Simpson's or other approved Uterine Sound
Cross-action Forceps	Speculum—Sponge Tent Introducer
Scarifying Lancet	Morocco Case

Vaginal Instrument Case.

Marion Sims's Straight Sound	Set of Ferguson's Plated Specula
Simpson's Uterine Sound—Lint Holder	Long Torsion Forceps
Uterine Knife, with Rack	Uterine Speculum Forceps—Uterus Syringe
Uterine Polypus Forceps—Tent Probe	Hysterotome, Single—Seven Knot Tyers
Priestley's Dilator—Long Caustic Holder	Six Sea Tangle Tents—Tablet of Silk
Set of four Vaginal Knives	Six Needles
Bozeman's Speculum	Neat Case

EVANS & WORMULL, 31, STAMFORD STREET LONDON.

Vesico-Vaginal Fistula Cases.

CASE 1.

Curved Scissors, Long—Straight
 Spring-catch Vulsellum
 Self-holding Needle Forceps
 Tenaculum-pointed Spring Forceps
 Duck-bill Speculum
 Two Long Sharp-pointed Straight Knives
 Two Bent Angular Knives, right and left

Fine Single Hook—Wire Twister
 Strong Vulsellum
 Two Tubular Needles for Wire
 Six Needles—Silver Wire
 Urinal Bag and Tube
 Mahogany Case, lined with Silk Velvet or
 Solid Blocked

CASE 2.

Sims's Speculum—Self-holding ditto
 Straight Long Scissors—Curved ditto ditto
 Right and Left Double-curved ditto
 Two Long Curved Knives
 Long Straight Knife
 Vulsellum-pointed Forceps
 Tenaculum ditto ditto
 Sims's Needle-holding ditto
 Self-holding Needle ditto—Tubular Needle

Set Improved Tubular Needles
 Simpson's Wire Twister
 Four various Wire Adjusters
 Two Sharp Hooks
 Sims's Catheter
 Six Straight and six Curved Needles
 Urinal Bag and Tube
 Mahogany Case, lined with Silk Velvet, or
 Solid Blocked

Veterinary Instrument Cases.

POST MORTEM CASE.

Brass Blowpipe—Brain Knife
 Cartilage Knife—Double Tooth Saw
 Dissecting Forceps—Double Hooks
 Hammer—Large Saw—Large Dead-house Knife
 Sharp Elevator—Small Blowpipe

Six Large Scalpels—Twelve Needles
 Three Largo Dissecting Forceps
 Two Chisels, Straight and Bent
 Two Sets of Chain Hooks
 Mahogany Case

VETERINARY-FARRIER'S CASE

One Searching Knife—Pair Pincers—Two Hammers—Two Drawing Knives—Two Rasps
 In Strong Leather Pouch.

VETERINARY OBSTETRIC CASE

Foal Forceps
 Foal Hook
 Foal Hook for Extracting Dead Foal

Foal Hook for Extracting Live Foal
 Two Catheters—Two Foal Catheters
 Neat Case

VETERINARY POCKET CASE.

Bow Forceps—Curved Button Bistoury
 Dog Lancet—Director—Double Fleam
 Double Lancet, Bleeding and Abscess
 Drawing Knife, two Blades
 Pair Silver Probes—Pair Whalebone Probes
 Pair Scissors, Curved

Rowelling Scissors
 Seton Needle—Six Curved Needles
 Six Half Curved Needles—Spring Forceps
 Sharp Pointed Bistoury—Spatula
 Straight Scissors
 Morocco Case

VETERINARY TOOTH INSTRUMENT CASE.

Gowing's or other Improved Instruments, in Neat Case.

EVANS & WORMULL, 31, STAMFORD STREET, LONDON.

DIRECTIONS FOR MEASUREMENT

FOR

ABDOMINAL BELTS, ARTIFICIAL LIMBS, ELASTIC STOCKINGS, SPINAL SUPPORTS, TRUSSES, &c.

NOTE.—In all cases, where necessary, state if for Right or Left Side. When practicable, a Plaster Cast of the Stump is desirable.

ABDOMINAL BELTS.—Take Circumference at most prominent part, and at extreme Width of Belt above and below Centre, and state Width of Belt.

ARTIFICIAL ARMS.—1. WHERE AMPUTATION HAS BEEN BELOW ELBOW—

Take Circumference of Stump close to Extremity at middle of remaining part and at Elbow and Middle of Upper Arm, state Length of Arm from under Armpit to Elbow and from Elbow to End of Stump, also state length of sound Arm from Elbow to Wrist, and Size at Middle of Lower Arm, at Elbow and Wrist.

2. WHERE AMPUTATION HAS BEEN ABOVE ELBOW—

Take Circumference of Stump close to Extremity and at Middle of remaining part of Arm; state Length of Stump from Armpit to extremity and Size of sound Arm at Middle of Upper Arm, Elbow and Wrist, and Length from Armpit to Elbow and Elbow to Wrist.—Trace Size of sound Hand with Fingers closed in all cases.

ARTIFICIAL HANDS.—Give Circumference close to End of Stump and 3 Inches above Extremity and below Elbow; state if Amputation has been performed at Wrist Joint or Distance therefrom; state Circumference of other Wrist, and trace size of sound Hand with Fingers closed.

ARTIFICIAL LEGS.—1. WHERE AMPUTATION HAS BEEN BELOW KNEE—

Take Circumference of Stump close to Extremity and at Middle of remaining part, at Knee and Three Inches above Knee, and near the Crotch; state Length of Stump from Knee. Give Measurements of sound Limb around Knee, Calf, Ankle and Instep; also Length of Foot and Length of Limb from Knee to Heel.

2. WHERE AMPUTATION HAS BEEN ABOVE KNEE—

Take Circumference of Stump close to Extremity, at Middle of remaining part and near the Crotch, and state Length of Stump from the Crotch; give Measurements of sound Leg at Knee, Calf, Ankle and Instep; state also Length of Foot and Length of Limb from the Crotch to Knee and from Knee to Heel.

ARTIFICIAL FEET.—State if Chopart's, Pirigoff's, Syme's, or other modified Operation has been performed; give Measurements of remaining part of Foot and at Ankle, and of Sound Foot at Instep, and state Length of Foot. Where possible, a Plaster Mould of sound Foot is preferable.

BUCKET LEG.—Take Circumference of Thigh close to end of Stump—Length from the Crotch to the Ground, and Length of Stump from end to the Crotch—state Length of sound Limb from the Crotch to Centre of Knee, and from latter to Heel Extremity.

KNEELING LEG.—Take Circumference close to the Crotch and at Knee when bent, state Length from Knee to Ground, and give like Length of sound Leg.

LEATHER SOCKET.—Take Circumference close to End of Stump and just below Knee, state Length from Knee to Ground of sound Leg, and from End of Stump to Ground.

PIN LEG.—Take Circumference of Knee when bent, and of Thigh close to the Crotch—state Length from Knee when bent to the Ground and Length of sound Leg from Knee to Heel.

LEG IRONS.—Take Circumference of Limb or Limbs at Calf and Middle of Thigh, at Knee Joint and Ankle—state Length of Limb from Centre of Knee to Heel, and from Knee to Groin, and if for Outward or Inward Curvature.

ELASTIC STOCKINGS, LEGGINGS, ANKLETS, &c.

Stockings—give Circumference at 4, 5, 6, 7, 8 and 9.

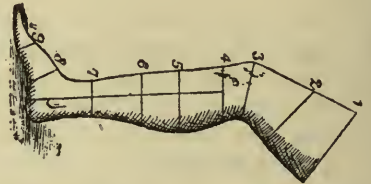
Do. long— do. do. „ all parts, 1 to 9 inclusive, and Length from 1 to 3, 3 to 7, and 7 to 9.

Leggings—give Circumference at 4, 5, 6 and 7.

Anklet do. do. „ 7, 8 and 9.

Knee Cap do. do. „ 2, 3 and 4.

Thigh Piece do. do. „ 1, 2 and 3, and Length from 1 to 3.



SPINAL SUPPORTS.—Take Circumference of Pelvis, Waist and Chest, state Length from under Armpit to Pelvic Brim, and also similar Measurement on opposite Side, and describe Character of Curvature and give specific instructions. In all these cases, where practicable, it is desirable that the case should be measured by a practical mechanician.

TRUSSES.—Take Circumference round the Body 1 inch below Hip, and state whether Rupture is returnable or otherwise.

INDEX TO PLATES.

	PLATE		PLATE
ABDOMINAL INSTRUMENTS, TROCARS, &c.	53	LARYNGOSCOPES AND REFLECTORS.....	41
AMPUTATION CASES	3 to 7	LITHOTOMY INSTRUMENTS	58 and 59
AMPUTATING KNIVES, &c.	10	LITHOTRITES	60 and 61
AMPUTATION SAWS, &c.	11	METROTOMES, CLAMPS, &c.....	25
ARMY AND NAVY REGULATION, AND R. M. S. CASES	3 to 7	MICROSCOPES	36
ARMY & NAVY SURGEONS' POCKET CASES	2	MIDWIFERY INSTRUMENTS	18 to 21
ARTERY FORCEPS, &c.	12	" FORCEPS	18
ARTIFICIAL LIMBS AND CRUTCHES	68	MINIATURE DISPENSARY, PORTABLE	75
ASPIRATORS, &c.	74	MISCELLANEOUS INSTRUMENTS	71 and 72
BONE AND BULLET FORCEPS	14	MOFFITT'S SPLINTS AND POUCH	65
BOUGIES, CATHETERS & URETHRA DILATORS	62	MOUTH AND THROAT INSTRUMENTS	41 to 48
CEPHALOTRIBES AND PERFORATORS	20	NAVY & ARMY SURGEONS' REGULATION CASES	3 to 7
CLEFT PALATE INSTRUMENTS	48	NAVY & ARMY SURGEONS' POCKET CASES	2
COMPRESSORS AND TOURNIQUETS	8 and 9	NECROSIS, RESECTION AND TREPANNING, INSTRUMENTS FOR	15
CRANIOTOMY FORCEPS	19	NOSE AND EAR INSTRUMENTS	37 to 40
CUTLERY, &c.	83 and 84	OPERATION TABLE	72
DEFORMITIES, INSTRUMENTS FOR	66 and 67	OPHTHALMOSCOPES	28 to 29
DENTAL INSTRUMENTS	49 to 52	OPTICAL INSTRUMENTS	36
EAR AND NOSE INSTRUMENTS	37 to 40	PESSARIES AND UTERINE STEMS.....	26 and 27
" FORCEPS AND SNARES.....	38	POCKET CASES AND INSTRUMENTS	1 and 2
" SPECULA.....	37	PORTABLE DISPENSARY	75
ECRASEURS	16 and 17	POST-MORTEM INSTRUMENTS	79
ELASTIC BANDAGES AND TRUSSES	56 and 57	RECTUM AND FISTULA INSTRUMENTS	54 and 55
ELECTRO-MAGNETIC MACHINES	74	SKIN GRAFTING SCISSORS	72
ENEMA AND STOMACH PUMPS.....	77 and 78	SPHYGMOGRAPHS, SPIROMETER, &c.	74
EYE DOUCHES AND LENSES	30	SPRAY PRODUCERS	71
" INSTRUMENTS	28 to 35	STETHOSCOPES	69
" KNIVES, NEEDLES, &c.	32 and 33	STOMACH PUMPS AND ENEMAS	77 and 78
" FORCEPS, &c.	34	STRICTURE INSTRUMENTS.....	62
" RETRACTORS AND SHADES	31	SURGEONS' AND STUDENTS' POCKET CASES	1 and 2
" SCISSORS, &c.	35	THERMOMETERS, CLINICAL	71
FEMALE DISEASES, INSTRUMENTS FOR ..	22 to 27	THROAT AND MOUTH INSTRUMENTS	41 to 48
FISTULA, INSTRUMENTS FOR	55	" FORCEPS	42
FORCEPS, VARIOUS	13	TOOTH FORCEPS	49 and 50
FRACTURE APPARATUS AND SPLINTS ..	63 and 64	" SCALING & STOPPING INSTRUMENTS	51 & 52
FRACTURED JAW, APPARATUS FOR	48	TOURNIQUETS AND COMPRESSORS	8 and 9
GALVANIC BATTERIES	73	TRACHEOTOMY INSTRUMENTS	47
HEMORRHOID, STRICTURE & FISTULA INSTS.	54 & 55	TROCARS, &c.....	53
HERNIA INSTRUMENTS FOR RADICAL CURE	72	TRUSSES AND ELASTIC BANDAGES	56 and 57
HYPODERMIC SYRINGES	70	VAGINAL SPECULA AND DILATORS.....	22 to 24
INHALERS	76	VETERINARY INSTRUMENTS	80 to 82

EVANS & WORMULL, 31, STAMFORD STREET, LONDON.

ARRANGEMENT OF PLATES.

- PLATE 1. Pocket Cases and Instruments. Fig. 1.—Students' "First" Pocket Case.
Fig. 2.—Improved Surgeons' Pocket Case.
- PLATE 2. Pocket Cases and Instruments, continued. Fig. 3.—Army Surgeons' Regulation Pocket Case.
Fig. 4.—Navy Surgeons' Regulation Pocket Case.
- PLATE 3. Fig. 5.—Army Surgeons' Regulation Case. Fig. 6.—Amputation Case.
- PLATE 4. Fig. 7.—Army Regulation Detachment Case.
- PLATE 5. Fig. 8.—Army Hospital Case.
- PLATE 6. Fig. 9.—Navy Surgeons' Regulation Case.
- PLATE 7. Fig. 10.—R. M. Service Case. Fig. 11.—H. M. Emigration Service Case.
- PLATE 8. Fig. 12 to 19.—Tourniquets and Compressors.
- PLATE 9. Fig. 20 to 26.—Tourniquets and Compressors—continued.
- PLATE 10. Fig. 27 to 42.—Amputating Knives, &c.
- PLATE 11. Fig. 43 to 54.—Amputation Saws, &c.
- PLATE 12. Fig. 55 to 65.—Artery Forceps, &c.
- PLATE 13. Fig. 66 to 78.—Forceps—various.
- PLATE 14. Fig. 79 to 93.—Bone and Bullet Forceps.
- PLATE 15. Fig. 94 to 112.—Instruments for Necrosis, Resection and Trepanning.
- PLATE 16. Fig. 113 to 117.—Ecraseurs.
- PLATE 17. Fig. 118 to 123.—Ecraseurs—continued.
- PLATE 18. Fig. 124 to 134.—Midwifery Instruments, Forceps.
- PLATE 19. Fig. 135 to 142.—Midwifery Instruments—continued, Craniotomy Forceps.
- PLATE 20. Fig. 143 to 152.—Midwifery Instruments—contd., Craniotomy Forceps, Cephalotribes, & Perforators.
- PLATE 21. Fig. 153 to 164.—Midwifery Instruments—continued, Stillettes, Hooks, &c.
- PLATE 22. Fig. 165 to 171.—Instruments for Female Diseases, Vaginal Specula.
- PLATE 23. Fig. 172 to 184.—Instruments for Female Diseases—continued, Vaginal Specula and Dilators.
- PLATE 24. Fig. 185 to 193.—Instruments for Female Diseases—continued, Specula.
- PLATE 25. Fig. 194 to 206.—Instruments for Female Diseases—continued, Metrotomes, Clamps, &c.
- PLATE 26. Fig. 207 to 222.—Instruments for Female Diseases—continued, Pessaries.
- PLATE 27. Fig. 223 to 240.—Instruments for Female Diseases—continued, Miscellaneous.
- PLATE 28. Fig. 241 to 245.—Eye Instruments, Ophthalmoscopes.
- PLATE 29. Fig. 246 to 251.—Eye Instruments—continued, Ophthalmoscopes—continued, &c.
- PLATE 30. Fig. 252 to 256.—Eye Instruments—continued, Eye Douches and Lenses.
- PLATE 31. Fig. 257 to 272.—Eye Instruments—continued, Eye Retractors, Shades, &c.
- PLATE 32. Fig. 273 to 290.—Eye Instruments—continued, Eye Knives and Needles.
- PLATE 33. Fig. 291 to 319.—Eye Instruments—continued, Eye Needles, &c.
- PLATE 34. Fig. 320 to 335.—Eye Instruments—continued, Eye Forceps, &c.
- PLATE 35. Fig. 336 to 351.—Eye Instruments—continued, Eye Scissors, &c.
- PLATE 36. Fig. 352 to 357.—Optical Instruments.
- PLATE 37. Fig. 358 to 362.—Ear Instruments, Ear Specula.
- PLATE 38. Fig. 363 to 373.—Ear Instruments—continued, Ear Forceps and Snares.
- PLATE 39. Fig. 374 to 385.—Ear and Nose Instruments.
- PLATE 40. Fig. 386 to 397.—Ear and Nose Instruments—continued.

ARRANGEMENT OF PLATES—CONTINUED.

- PLATE 41. Fig. 398 to 405.—Throat Instruments, Laryngoscopes and Reflectors.
- PLATE 42. Fig. 406 to 415.—Throat Instruments—continued, Throat Forceps, &c.
- PLATE 43. Fig. 416 to 422.—Throat Instruments—continued.
- PLATE 44. Fig. 423 to 429.—Throat and Mouth Instruments—continued.
- PLATE 45. Fig. 430 to 443.—Throat Instruments—continued.
- PLATE 46. Fig. 444 to 454.—Throat and Mouth Instruments—continued.
- PLATE 47. Fig. 455 to 465.—Throat and Mouth Instruments—continued, Tracheotomy Instruments.
- PLATE 48. Fig. 466 to 490.—Mouth Instruments—contd., Instruments for Cleft Palate, &c., Tcnotomy Knives.
- PLATE 49. Fig. 491 to 505.—Dental Instruments, Forceps.
- PLATE 50. Fig. 506 to 521.—Dental Instruments—continued, Forceps.
- PLATE 51. Fig. 522 to 541.—Dental Instruments—continued, Scaling and Stopping Instruments.
- PLATE 52. Fig. 542 to 555.—Dental Instruments—continued, Dental Pocket Pouch.
- PLATE 53. Fig. 556 to 564.—Abdominal Instruments, Trocars, &c.
- PLATE 54. Fig. 565 to 578.—Instruments for the Rectum, &c.
- PLATE 55. Fig. 579 to 602.—Instruments for the Rectum and Vagina, Fistula, &c.
- PLATE 56. Fig. 603 to 612.—Trusses.
- PLATE 57. Fig. 613 to 623.—Trusses—continued, Elastic Bandages, &c.
- PLATE 58. Fig. 624 to 638.—Lithotomy Instruments.
- PLATE 59. Fig. 639 to 652.—Lithotomy Instruments—continued.
- PLATE 60. Fig. 653 to 657.—Lithotrites.
- PLATE 61. Fig. 658 to 664.—Lithotrites—continued.
- PLATE 62. Fig. 665 to 683.—Stricture Instruments.
- PLATE 63. Fig. 684 to 693.—Fracture Apparatus and Splints.
- PLATE 64. Fig. 694 to 707.—Fracture Apparatus—continued, Splints—continued.
- PLATE 65. Fig. 708 to 714.—Moffitt's Splints and Pouch.
- PLATE 66. Fig. 715 to 724.—Instruments for Deformities, &c.
- PLATE 67. Fig. 725 to 736.—Instruments for Deformities, &c.—continued.
- PLATE 68. Fig. 737 to 745.—Artificial Limbs and Crutches.
- PLATE 69. Fig. 746 to 758.—Stethoscopes.
- PLATE 70. Fig. 759 to 767.—Hypodermic Syringes.
- PLATE 71. Fig. 768 to 777.—Miscellaneous Instruments.
- PLATE 72. Fig. 778 to 786.—Miscellaneous Instruments—continued.
- PLATE 73. Fig. 787 to 789.—Galvanic Batteries.
- PLATE 74. Fig. 790 to 795.—Aspirators, Sphygmograph, &c.
- PLATE 75. { Fig. 796 —Portable Miniature Dispensary.
Fig. 796A—The Case folded as adapted for carrying on horseback and in country practice, &c.
- PLATE 76. Fig. 797 to 805.—Inhalers.
- PLATE 77. Fig. 806 to 811.—Enemas and Stomach Pumps, &c.
- PLATE 78. Fig. 812 to 817.—Enema Cases—continued.
- PLATE 79. Fig. 818 to 835.—Post Mortem Instruments and Case.
- PLATE 80. Fig. 835 to 855.—Veterinary Instruments.
- PLATE 81. Fig. 855 to 883.—Veterinary Instruments—continued.
- PLATE 82. Fig. 884 to 898.—Veterinary Instruments—continued.
- PLATE 83. Fig. 899 to 906—Cutlery, &c.
- PLATE 84. Fig. 907 to 913—Cutlery, &c.

PLATE 1.

Fig. 1. THE STUDENT'S "FIRST" POCKET CASE.

CONTENTS—

Syme's Abscess Knife and Scalpel
Straight Bistoury and Finger Knife
Dressing Forceps
Fenestrated Forceps
Two Probes
Scoop Director

Plated Caustic Case
Scissors
Spring Forceps
Six Needles
Morocco Case with Patent Lock

£2.2.0

Fig. 2. IMPROVED SURGEON'S POCKET CASE.

CONTENTS—

Abscess and Tendon Knife
Double Bistoury
Finger Knife and Scalpel
Gum Lancet and Tenaculum
Hernia Knife, curved
Dressing Forceps
Bow Forceps
Artery Forceps
Torsion Forceps
Straight Scissors
Crooked Scissors
Exploring Trocar

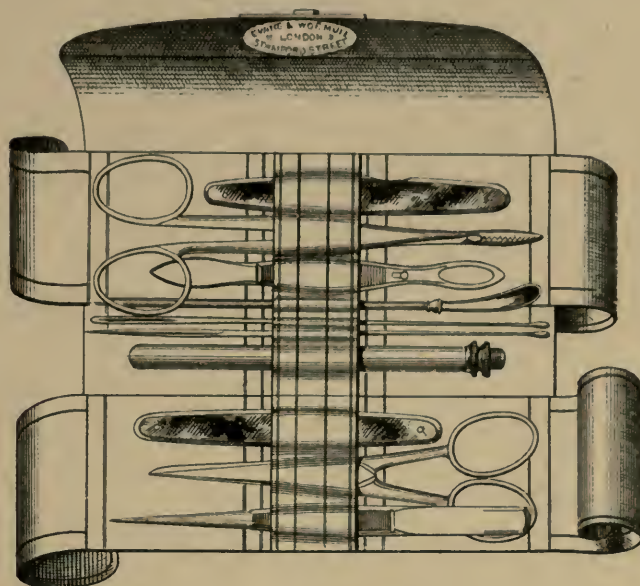
Female Catheter
Caustic Case
Probe
Director with Aneurism Needle
Hernia Director with Steel Ear Scoop
Spatula
Clinical Thermometer
12 Needles
Small Hypodermic Syringe
Tablet of Suture Silk and Wire
Three-fold Morocco Case

£6.19.0

EVANS & WORMULL, 31, STAMFORD STREET, LONDON.

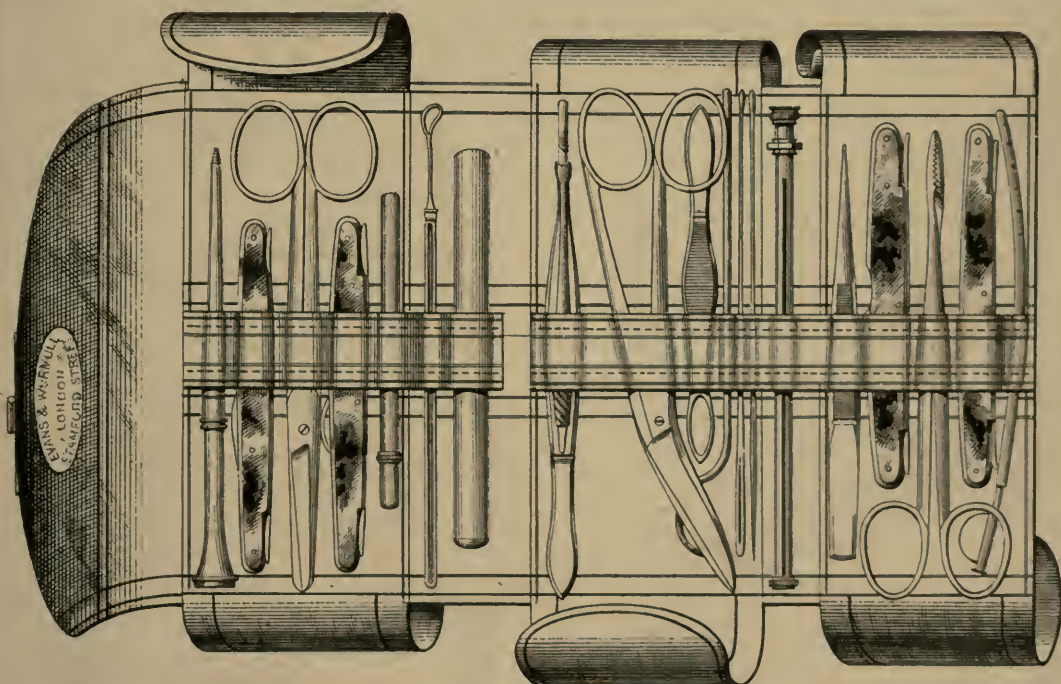
THE STUDENTS "FIRST" POCKET CASE.

1



SURGEONS' IMPROVED POCKET CASE.

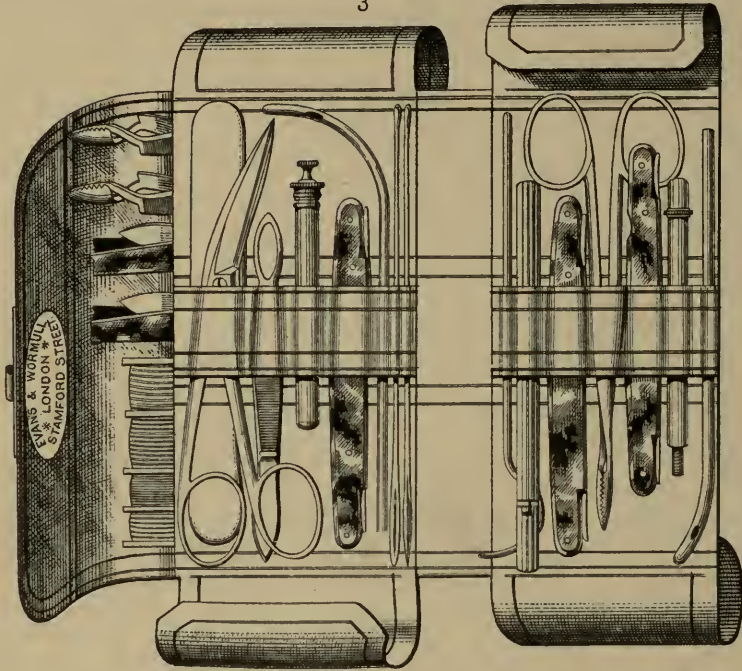
2



EVANS & WORMULL, 31, STAMFORD STREET, LONDON.

ARMY SURGEONS' REGULATION POCKET CASE.

3



NAVY SURGEONS' REGULATION POCKET CASE.

4

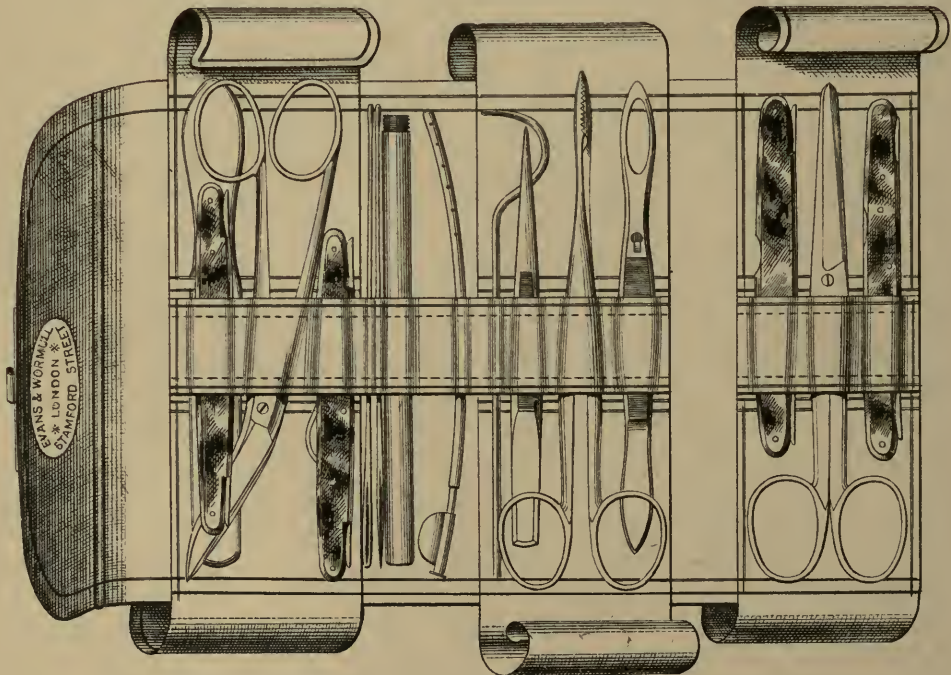


PLATE 2.

Fig. 3. ARMY SURGEON'S REGULATION POCKET CASE.

CONTENTS—

Probe, Curved, Straight and Sharp-pointed
Bistoury, in one handle
Symes' Abscess Knife and double-edge
Scalpel, in one handle
Tenaculum and Gum Knife, in one handle
Pair Crooked Scissors
Spatula, German Silver
Bow Dressing Forceps
Director and Aneurism Needle, Plated
Pair Artery Forceps, Fenestrated
Clinical Thermometer

Male and Female Silver Catheter, and Caustic
Case with Palladium Crayon combined
Two Probes, Plated
Plated Case for ditto, with Bayonet Catch
Two Bleeding Lancets
„ Dieffenbach's Forceps
Silver Hypodermic Syringe, in Case, with
Bayonet Catch
Six Needles, Plated
Tablet of Silk and Wire for Sutures
In a Morocco single-flapped Case

£ 5.5.0

Fig. 4. NAVY SURGEON'S REGULATION POCKET CASE.

CONTENTS—

Double Bistoury
Tenaculum and Gum Knife
Spatula
Double Female Catheter
Dressing Forceps
Fenestrated Artery Forceps
Double Spring Tenotomy and Abscess Knife
Tablet of Suture Silk and Wire

Crooked Scissors
Caustic Case and Exploring Trocar
Two Probes
Director and Aneurism Needle
Spring Forceps
Straight Scissors
Six Needles, Plated
Morocco Case with Patent Lock

£ 4.11.0

PLATE 3.

Fig. 5. ARMY SURGEON'S REGULATION CASE.

CONTENTS—

Bistouries, Straight, Sharp-Pointed	Steel Aneurism Needle
" Curved, Sharp "	Six Half-curved Needles for Sutures
" " Button "	Gun-shot Probe, Silver
" for Hernia	Amputating Saw, Single Blade
Double Tracheotomy Canula, Silver	Saw, with Movable Back
Four Elastic Gum Catheters, Nos. 1, 4, 7, 9	Three Scalpels
Three Silver Catheters Nos. 3, 5, 8	Scalpels, Tang
Steel Hernia Director	Tenæculum
Double Elevator	Tourniquet, Screw
Pair Liston's Artery Forceps	Trephine, Medium, and Brush
" Bone Forceps	Hydrocele Trocar
" Bullet "	Ferguson's Thread, $\frac{1}{2}$ oz.
Two pairs Dieffenbach's Forceps	Extracting Probang, Double
Pair Dissecting "	Reel Ligature Silk
Bladder Trocar and Canula	Handsome Mahogany Case, lined with
Three Liston's Knives, 6 in., 9 in., and 11 in.	silk velvet, or solid blocked
Liston's Needle, in Handle	

£13-13-0

Fig. 6. AMPUTATION CASE.

CONTENTS—


Three Amputation Knives, Liston's	Saw, Amputation
Sharp Pointed Bistoury	Tourniquet, Screw
Forceps, Bone, Large	Three Scalpels
" Artery	Tablet of Silk and Thread
Two Forceps, Dieffenbach's	Six Needles
Saw, Small, Double Tooth	Mahogany solid block Case, or velvet lined

£5.17.0

EVANS & WORMULL, 31, STAMFORD STREET, LONDON.

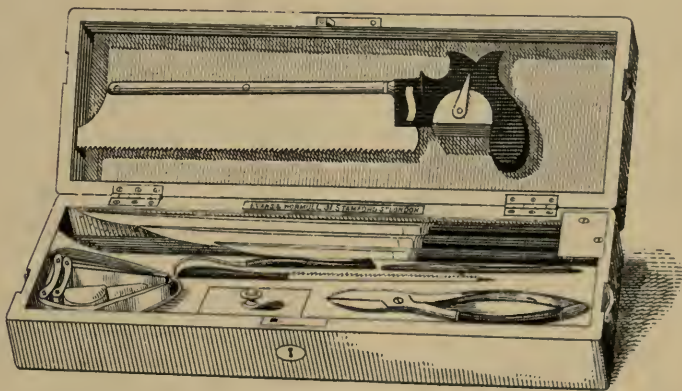
ARMY SURGEONS' REGULATION CASE.

5



6

AMPUTATION CASE.



EVANS & WORMULL, 31, STAMFORD STREET, LONDON.

ARMY REGULATION DETACHMENT CASE.

7




PLATE 4.

Fig. 7. ARMY REGULATION DETACHMENT CASE.

CONTENTS—

Two Bistouries, Straight, Sharp-Pointed	Needle for Silver Wire
" " Button "	Simpson's Needle for Wire
" Curved, Sharp "	Gun-shot Probe, Silver
" " Button "	Amputating Saw, Single Back
" for Hernia	Small Saw, with Movable Back
Double Tracheotomy Canula, Silver	Three Scalpels
Four Elastic Gum Catheters, Nos. 1, 4, 7, 9	Scalpel, Trepanning
Three Silver Catheters, Nos. 3, 5, 8	Tenaculum
Silver Director	Tourniquet, Screw
Steel Hernia Director	" Field
Double Elevator	Trephinc, Small, and Brush
Pair Liston's Artery Forceps	Hydrocele Trocar
" Bone Forceps	Plated Ligature Wire, $\frac{1}{4}$ -oz.
" Bullet "	Ferguson's Thread, $\frac{1}{2}$ -oz.
Two pairs Dieffenbach's Forceps	Piece of Wax
Pair Dissecting Forceps	Extracting Probang, Double
Dissecting Hook, in Handle	Skein Ligature Silk
Three Liston's Knives, 9 in., 10 in., and 11 in.	Handsome Mahogany Case, lined with silk
Liston's Needle, in Handle	velvet, and brass bound or solid block,
Steel Aneurism Needle	and Solid Black Leather Cover
Twelve Half-curved Needles for Sutures	

L14-19.c

PLATE 5.

Fig. 8. ARMY HOSPITAL CASE.

CONTENTS—


Curved Button-pointed Bistoury	Two Suture Needles
Two Curved Sharp-pointed Bistouries	Needle, Simpson's
Hernia Bistoury	Trocar, Large Plain Handle
Straight Button-pointed Bistoury	,, Small, for Hydrocele
Two Straight Sharp-pointed Bistouries	,, Exploring, in Ivory Case
Glass Stopped Bottle	Syringe, Glass, with Platinum Nozzle
Silver Double Tracheotomy Canula, Large	Case for Isinglass Plaister
" " " " Small	Two Reels of Silk
Four Elastic Gum Catheters, Nos. 1, 3, 5, 7	Ligature Thread, $\frac{1}{2}$ oz.
Silver Catheter, Female	Piece of Wax
Three do. Male Nos. 4, 6 & 8	Plated Wire, $\frac{1}{4}$ oz.
Director, Steel, for Hernia	Twelve Hare-Lip Pins
,, Silver	Pair Pliers for Cutting Wire
Elevator, Square-pointed	Probang, Double
Extractor, Bullet	Set Bowman's and Anel's Lachrymal Probes
Forceps, Artery, Liston's	Probe, Bullet, long
" " Symes'	Two Styles' Lachrymalis, Silver
,, Bone, Large	Saw, Amputating, Plain Handle
,, Bullet	,, Butcher's, with two Spare Blades
,, Dieffenbach's, Four	,, Hey's
,, Ferguson's, Clawed	Six Scalpels
,, Gouge	Tang and Raspatory
,, Midwifery, Denman's	Pair Scissors, Straight
,, Necrosis	Tourniquet, Field
,, Ordinary Dissecting	,, Screw
Gouge, Straight	Tenaculum
Four Amputating Knives, Liston's	Trepine, Medium size
Tenotomy Knife	,, Small
Aneurism Needle	,, Handle for, and Brush
Cataract ,, and Walton's Gouge, in	Handsome Mahogany Case, lined with
Handle	silk velvet, and brass bound
Twelve Half-curved Needles for Sutures	Solid Black Leather Cover
Needle, Liston's, Large, in Handle	

L28.10.0

EVANS & WORMULL, 31, STAMFORD STREET, LONDON.

NAVY SURGEONS' REGULATION CASE.

9



EVANS & WORMULL, 31, STAMFORD STREET, LONDON.

ARMY HOSPITAL CASE.

8

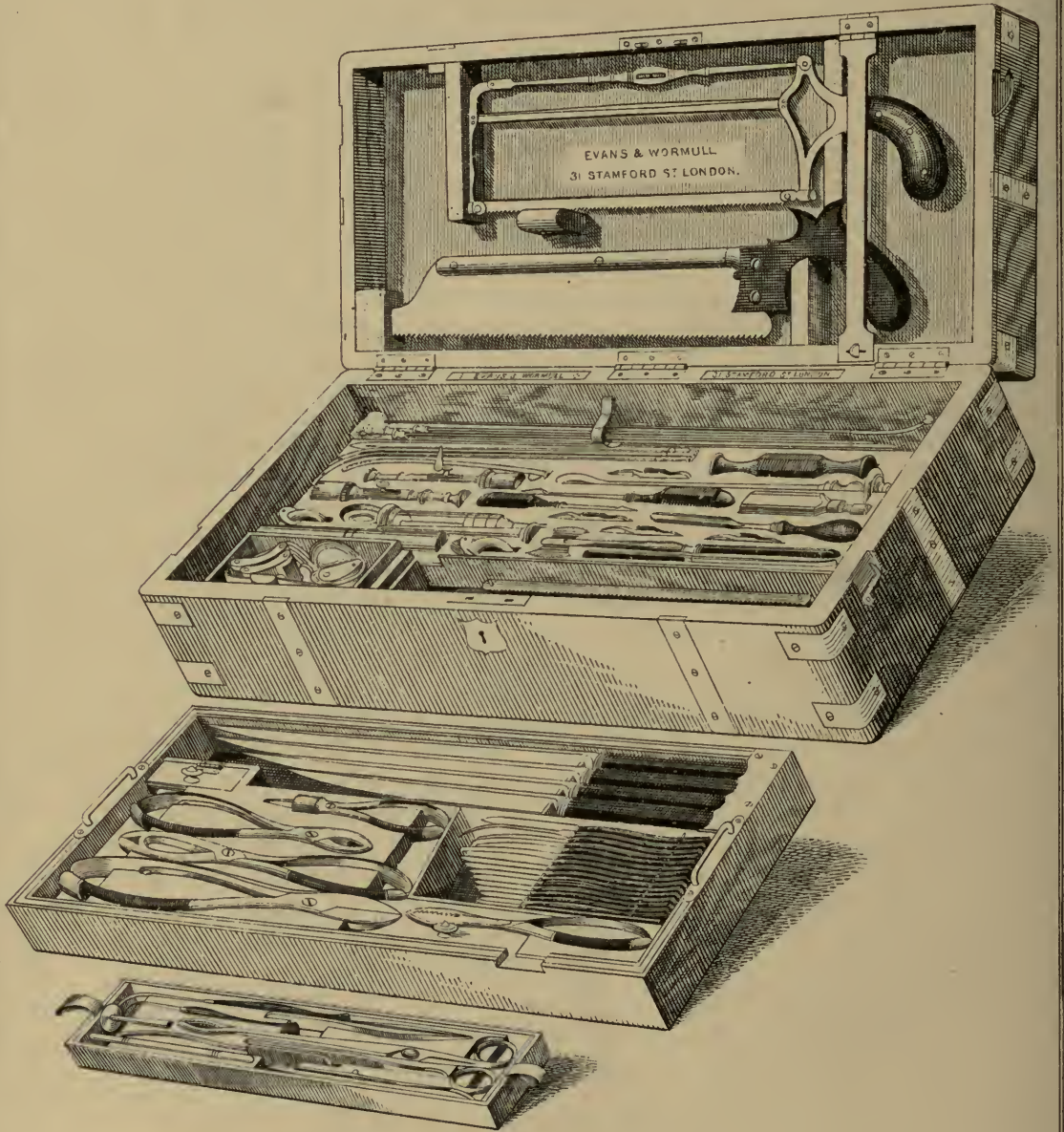


PLATE 6.

Fig. 9. NAVY SURGEON'S REGULATION CASE.

CONTENTS—

Three Amputating Knives
Amputating Saw with Spare Blade
Metacarpal Saw with Spare Blade
Two Catlins
Pair Artery Forceps
Two Dozen Curved Needles
Two Tenaacula
Two Pettit's Screw Tourniquets
Pair Bone Nippers, Liston's
Three Trephines and Brush
Saw for the Head
Lenticular and Elevator
Forceps, Midwifery
Pair Strong Probe Scissors
Curved Bistoury with Button
Long Probe

Pair Bullet Forceps
Double Probangs
Scoop for Extracting Balls
Two Trocars
Two Silver Catheters
Six Scalpels
Small Razor
Key Tooth Instrument
Gum Lancet
Pair Curved Tooth Forceps
Pair Straight Tooth Forceps
Punch
Two Seton Needles
Six Lancets in Case—Paper of Needles
Strong Mahogany or Oak Case, Lined with
Velvet, Lock and Key, and Name Plate

The following additional articles are also required:—

Two Dozen Bougies in Case
One Pint Pewter Clyster Syringe
Six Small Pewter Syringes
Two Sets of Common Splints
Twelve Rollers
Two Eighteen-Tailed Bandages
Twenty Yards of Web for Tourniquets
Sixty Yards of Tape, Different Breadths

Cupping Apparatus Consisting of One Scari-
ficator, Six Glasses, Lamp and Bottle
Half Pound Ligature Thread
Apparatus for Restoring Suspended Animation
Set of Pocket Instruments
Fahrenheit's Thermometer
In Strong Lined Chest, with Patent Lock
and Key

F 17-10-0

NAVY ASSISTANT SURGEON'S CASE.

See page 69.

PLATE 7.

Fig. 10. ROYAL MAIL SERVICE CASE.

OPERATING CASE.

CONTENTS—

Metacarpal Saw, with Spare Blade
Amputating Saw
Two Flap Knives
Circular Knife
Catlin
Pair of Bone Forceps
Finger Saw
Two Tenacla
Assilini's Tenaculum
Pair of Artery Forceps
Pair of Spring Forceps
Trepine and Brush
Elevator—Skull Forceps
Two Hey's Saws

Tang Scalpel
Two Scalpels
Two Finger Knives
Three Bistouries
Two Trocars
Pair of Bullet Forceps
Probe—Spring Probang
Aneurism Needle
Hernia Director
Tourniquet
Twelve Needles
Tablet of Silk—Thread
Strong Case, lined with velvet, or mahogany
solid block

L10-10.0

For particulars of MIDWIFERY POUCH, POCKET CASE, and other Cases and Instruments required for
R. M. S., see p. 72.

Fig. 11. H. M. EMIGRATION SERVICE CASE.

CONTENTS—

Three Scalpels—Finger Saw
Set of four Silver-plated and four Gum Elastic
Catheters
Female Catheter—Six Bougies, in Case
Trachea Tube—Artery Forceps
Amputating Knives and Catlin

Amputating Saws—Bone Forceps
Hey's Saw—Bullet Forceps
Tourniquet—Trepine and Brush
Needles and Silk
Four Lancets in Case—Tenaculum
Mahogany solid block Case


In addition to the above, it is recommended that the following Instruments be procured :—
Cupping Case, Trocar and Canula, Trepine and Elevator, Craniotomy Forceps, Perforator, Blunt Hook,
Crotchet and Midwifery Forceps.

L9-10.0

EVANS & WORMULL, 31, STAMFORD STREET, LONDON.

ROYAL MAIL SERVICE CASE.

10



11

H. M. EMIGRATION SERVICE CASE.

EVANS & WORMULL, 31, STAMFORD STREET, LONDON.

TOURNIQUETS AND COMPRESSORS.

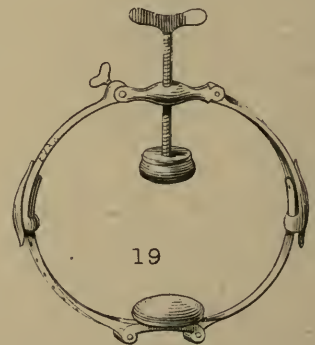
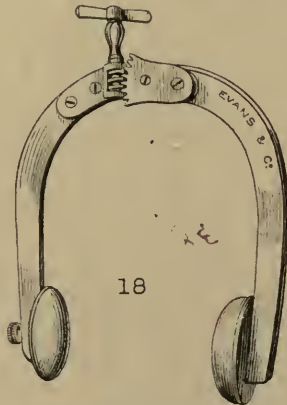
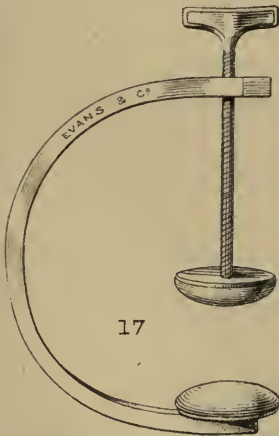
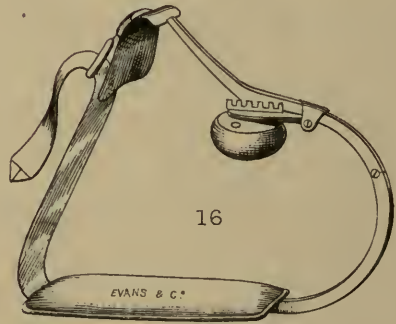
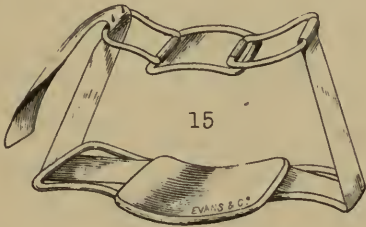
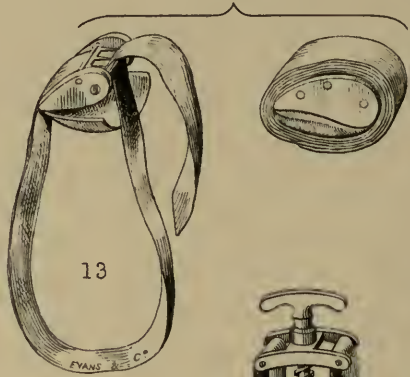
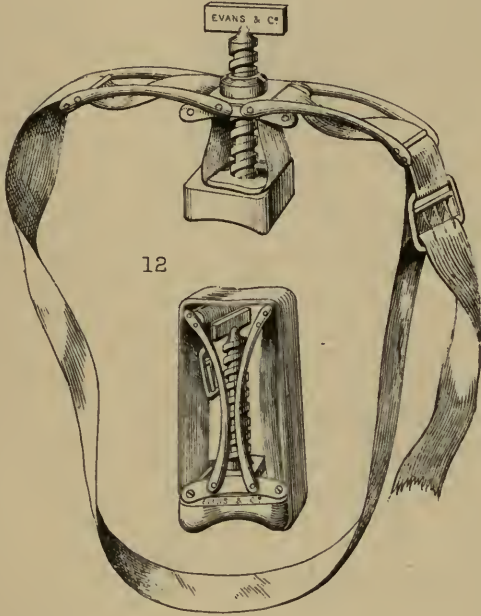


PLATE 8.

TOURNIQUETS AND COMPRESSORS.

- Fig. 12. Moffitt's Improved Winged Tourniquet. *12/*
- „ 13. Field Tourniquet. *3/6*
- „ 14. Petit's Screw Tourniquet. *9/6*
- „ 15. American Winged Tourniquet. *10/6*
- „ 16. Improved American Compressor. *15/*
- „ 17. Lister's Tourniquet for Compressing the Abdominal Aorta. *28/*
- „ 18. Signorini's Tourniquet. *25/*
- „ 19. Skey's Tourniquet. *30/*

PLATE 9.

TOURNIQUETS AND COMPRESSORS—CONTINUED.

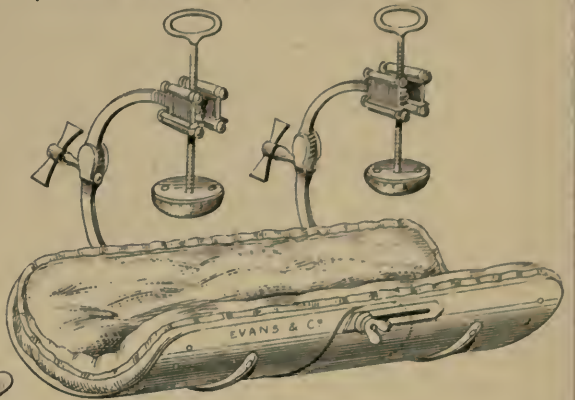
- Fig. 20. Improved Compressor for the Aorta. *037*
- „ 21. Pollock's Movable Double-Action Compressor. *1157*
- „ 22. Signorini's Improved Tourniquet. *387*
- „ 23. De Carte's Compressor for the Groin. *1307*
- „ 24. De Carte's Compressor for the Thigh. *457*
- „ 25. Savigny's Compressor. *527*
- „ 26. Civiale's Compressor. *847*

EVANS & WORMULL, 31, STAMFORD STREET, LONDON.

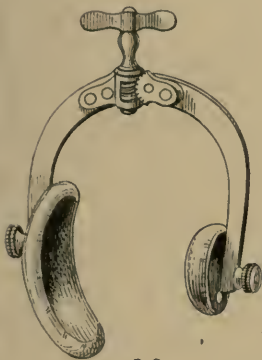
TOURNIQUETS AND COMPRESSORS.— contin^d



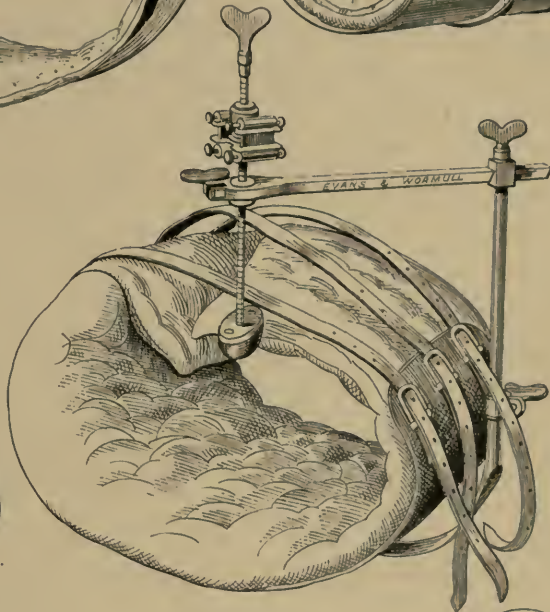
20



21



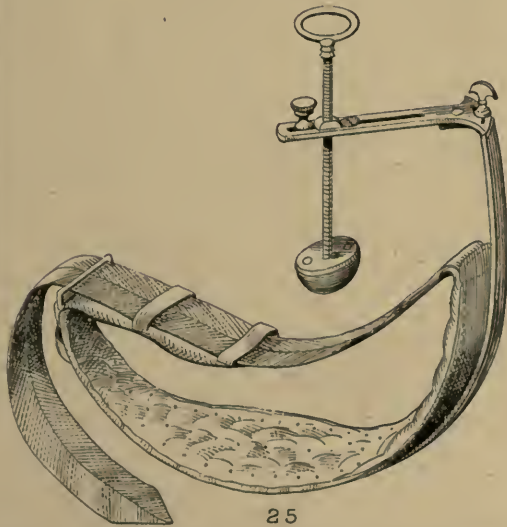
22



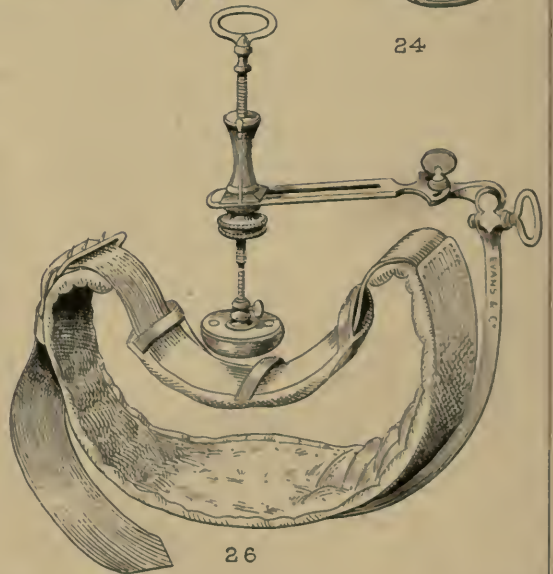
23



24



25




26

EVANS & WORMULL, 31, STAMFORD STREET, LONDON.

AMPUTATING KNIVES: &c.

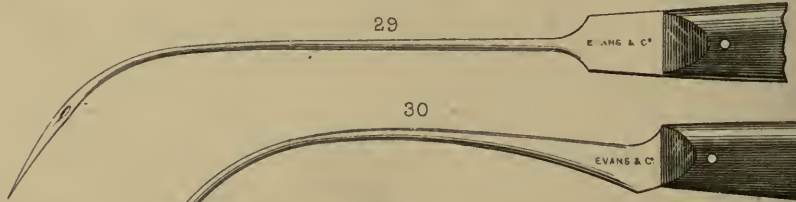
27



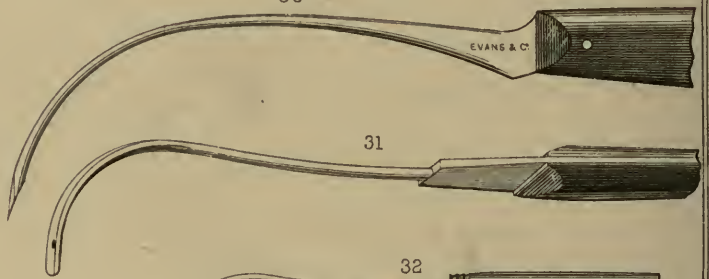
28




29



30



31



32




33




34



35



36




37



38




39



40



41



42



PLATE 10.

AMPUTATING KNIVES, &C.

- Fig. 27. Liston's Amputating Knife—various sizes. *9/-*
,, 28. Lisfranc's Double-Edged Amputating Knife. *9/6*
,, 29. Liston's Needle, in Fixed Handle. *3/6*
,, 30. Simpson's Canula Wire Needle—various sizes and shapes. *5/-*
,, 31. Aneurism Needle. *3/6*
,, 32. Tenaculum. *2/-*
,, 33. Tenotomy Knife. *3/6*
,, 34. Hernia Steel Director. *3/6*
,, 35. Scalpel—six sizes. *2/-*
,, 36. Scalpel—six sizes. *2/-*
,, 37. Sharp-Pointed Curved Bistoury. *3/6*
,, 38. Button-Pointed Curved Bistoury. *3/6*
,, 39. Hernia Bistoury. *3/6*
,, 40. Straight Button-Pointed Bistoury. *3/6*
,, 41. Narrow Finger Knife. *3/6*
,, 42. Broad Finger Bistoury. *3/6*


PLATE 11.

AMPUTATION SAWS, &c.

- Fig. 43. Double-Tooth Finger Saw. *4/*
- „ 44. Jaw Saw, for Necrosis, &c. *6/*
- „ 45. Hey's Skull Saw, for Trepanning, &c.—various shapes. *6/*
- „ 46. Metacarpal Saw. *4/6*
- „ 47. Wood's Crank Saw, with Movable Back. *4/6*
- „ 48. Amputating Saw, with Movable Back. *8/*
- „ 49. Amputating Saw, with Fixed Back. *7/*
- „ 50. Chain Saw, with Needle for Introducing Saw. *30/*
- „ 51. Ferguson's Amputating Saw. *10/*
- „ 52. Butcher's Amputating Saw, with Shifting Blades. *42/*
- „ 53. Amputating Saw. *18/*
- „ 54. Small Saw for Fractured Jaw, with Shifting Blades
and Handle *38/*.

EVANS & WORMULL, 31, STAMFORD STREET, LONDON.

AMPUTATION SAWS. &c.



EVANS & WORMULL, 31, STAMFORD STREET, LONDON.

ARTERY FORCEPS, &c.





PLATE 12.

ARTERY FORCEPS, &c.

- Fig. 55. Syme's Artery Forceps. *7/-*
- „ 56. Torsion Forceps, with Sliding Catch. *10/6*
- „ 57. Luer's Artery Forceps, with sliding Catch. *10/6*
- „ 58. Fenestrated Artery Forceps. *11/-*
- „ 59. Fenestrated Artery Forceps, with sliding Bolt. *10/6*
- „ 60. Angular Hæmorrhoid Forceps. *10/7*
- „ 61. Torsion Artery Forceps, with sliding Catch. *10/6*
- „ 62. Self Holding Artery Forceps. *10/5 7/2*
- „ 63. Bryant's Improved Torsion Forceps. *10/6*
- „ 64. Needle Holding Forceps. *10/6*
- „ 65. Improved Artery Forceps, with sliding Bolt. *10/6*


PLATE 13.

FORCEPS.—VARIOUS.

- Fig. 66. Cleft Palate Forceps. *5/*
- „ 67. Dieffenbach's Improved Artery Forceps. *4/6*
- „ 68. Dieffenbach's Artery Forceps. *2/6*
- „ 69. Sliding Artery Forceps. *3/6*
- „ 70. Canula Artery Forceps, with Propelling Spring. *5/*
- „ 71. Sponge Tent Forceps. *13/*
- „ 72. Hæmorrhoid Forceps, with slide Fastening. *12/*
- „ 73. American Needle Holder. *25/*
- „ 74. Liston's Artery Forceps. *5/*
- „ 75. Dissecting Forceps. *3/6*
- „ 76. Straight Hæmorrhoid Forceps, with fixing Slide. *15/*
- „ 77. Bullet Extractor. *12/*
- „ 78. Skull Forceps—for raising Bone after use of Trephine. *5/*

EVANS & WORMULL, 31, STAMFORD STREET, LONDON.

FORCEPS. — various.



66



67



68



69



70



72



73



74



75



76



71




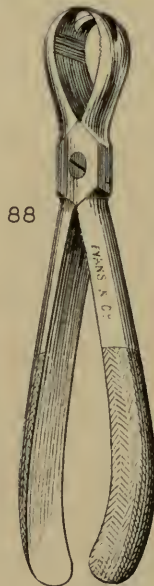


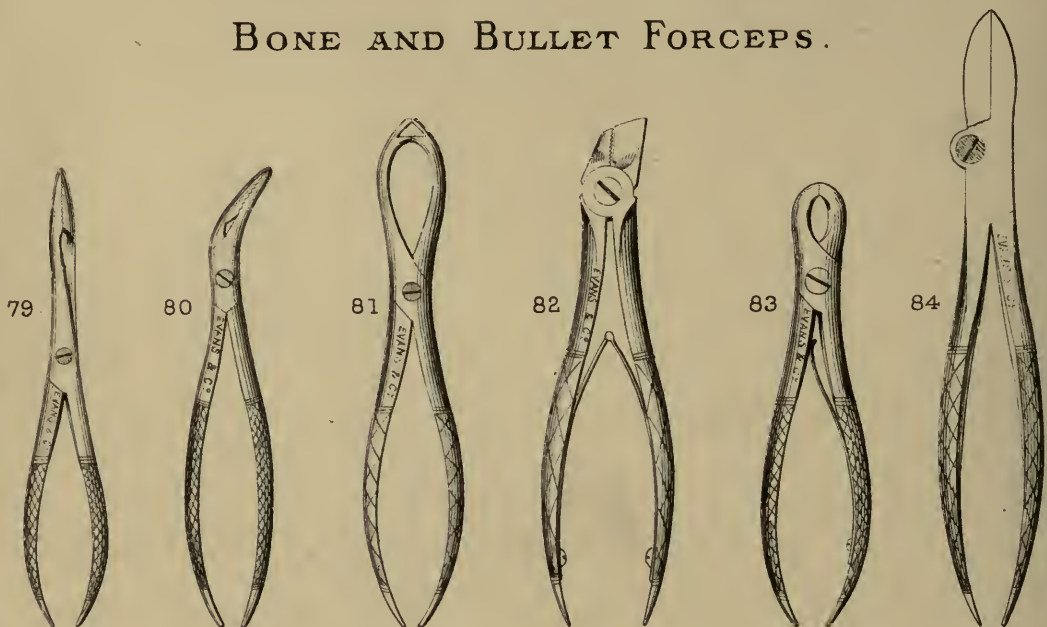
77



78

EVANS & WORMULL, 31, STAMFORD STREET, LONDON

BONE AND BULLET FORCEPS.



93

PLATE 14.

BONE AND BULLET FORCEPS.

- Fig. 79. Straight Necrosis Forceps. *8/6*
- „ 80. Curved Necrosis Forceps. *9/6*
- „ 81. Ferguson's Lion Forceps—for grasping Bone during use of Saw. *9/6*
- „ 82. Hoffman's Gouge Forceps for Resection; also made curved right *14/6*
and left.
- „ 83. Ferguson's Gouge Forceps for Necrosis. *12/6*
- „ 84. Bone Forceps, with Eccentric Joint. *11/6*
- „ 85. Liston's Straight Bone Forceps. *11/6*
- „ 86. Ferguson's Right side Bone Cutting Forceps. *12/6*
- „ 87. Ferguson's Left side Bone Cutting Forceps. *12/6*
- „ 88. Langenbeck's Bone Grasping Forceps. *12/6*
- „ 89. Ferguson's Curved Bone Forceps. *11/6*
- „ 90. Ferguson's Angled Bone Forceps. *11/6*
- „ 91. Luer's Bullet Forceps. *8/6*
- „ 92. Savigny's Bullet Forceps—with movable Blades. *7/6*
- „ 93. Nelaton's Bullet Probe—with Porcelain Point. *4/6*


PLATE 15.

INSTRUMENTS FOR NECROSIS, RESECTION,
AND TREPANNING.

- Fig. 94. Trepine, with Movable Handle. *11/6*
- „ 95. Straight Gouge. *4/-*
- „ 96. Marshall's Osteotribe or Rosehead for Necrosis. *9/-*
- „ 97. Sharp and Strong Wound Hooks for Drawing aside the Muscular Structures *4/-*
- „ 98. Blunt ditto *4/-*
- „ 99. Langenbeck's Angular Broad and Blunt Wound Hook. *9/6*
- „ 100. Ditto Curved ditto ditto *4/-*
- „ 101. Hey's Double Saw for Trepanning and Necrosis. *9/-*
- „ 102. Ferguson's Straight Saw for ditto ditto *9/-*
- „ 103. Ferguson's Semi-Circular Saw for ditto ditto *9/-*
- „ 104. Broad Elevator for ditto ditto *4/-*
- „ 105. Sharp ditto ditto ditto *4/2*
- „ 106. Double ditto ditto ditto *5/-*
- „ 107. Valentin's Fine Section Knife—also made with three Blades. *15/-*
- „ 108. Langenbeck's Knife for Necrosis. *3/-*
- „ 109. Evans and Wormull's Patent Rotatory Trepine, with Three Blades of varied size. *50/-*
- „ 110. Langenbeck's Button Pointed Knife for Necrosis. *3/-*
- „ 111. Ditto Sharp Pointed Knife for ditto. *3/-*
- „ 112. Ditto Straight and Broad Knife for ditto. *3/-*

EVANS & WORMULL, 31, STAMFORD STREET, LONDON.

INSTRUMENTS FOR NECROSIS, RESECTION & TREPPANNING.



EVANS & WORMULL, 31, STAMFORD STREET, LONDON.

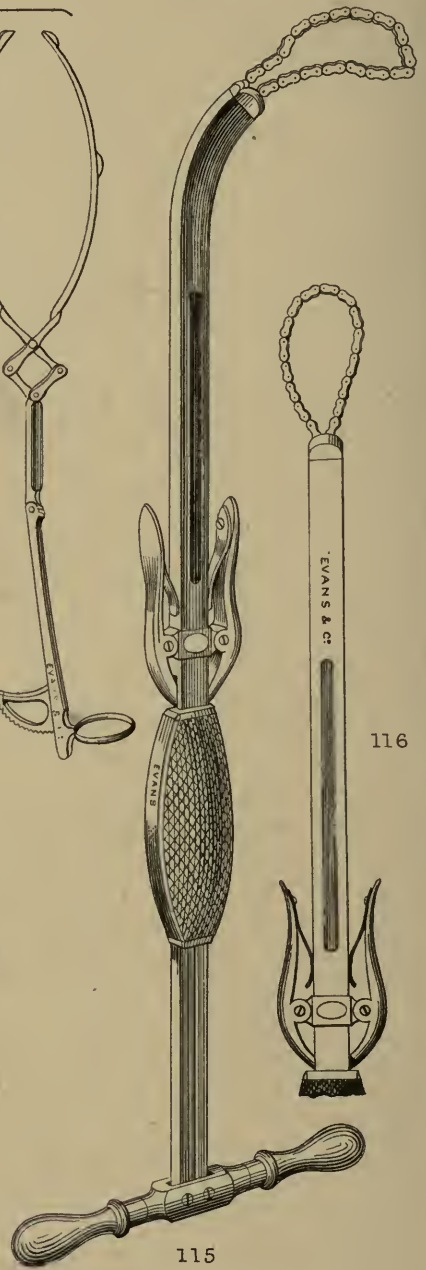
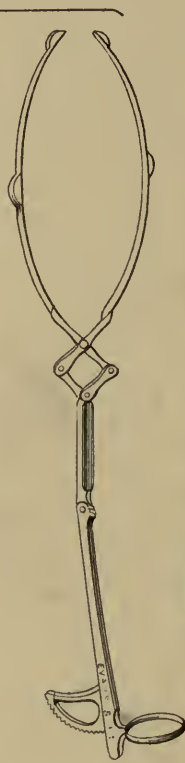
ECRASEURS.




113




114



115



116



117

PLATE 16.

ECRASEURS.

- Fig. 113. Heywood Smith's Improved Ecraseur. *66/*
- „ 114. Marion Sims's Ecraseur. *105/*
- „ 115. Chassaignac's Large Curved Ecraseur. *84/*
- „ 116. Chassaignac's Large Straight Ecraseur. *05/*
- „ 117. Chassaignac's Small Ecraseur for Polypus. *33/*

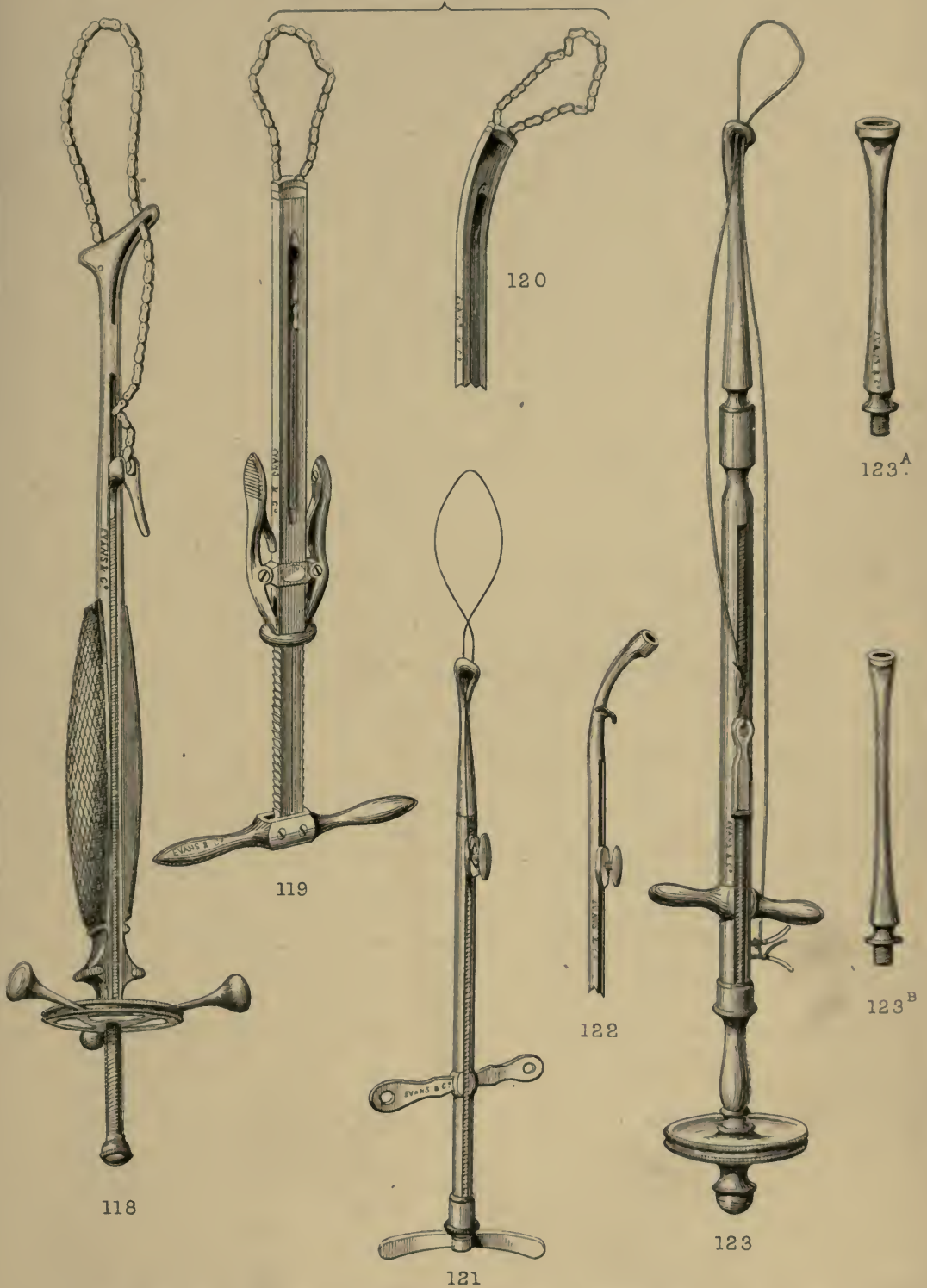
PLATE 17.

ECRASEURS—CONTINUED.

- Fig. 118. Maisonneuve's Ecraseur, with Screw Action. 031
- „ 119. Chassaignac's Small Ecraseur. 307
- „ 120. Chassaignac's Curved Ecraseur. 415
- „ 121. Straight Ecraseur for Polypus. 357
- „ 122. Curved Ecraseur for Polypus. 421
- „ 123. Braxton Hick's Wire Rope Ecraseur, with Three Movable Ends
of various size. 061.

EVANS & WORMULL 31, STAMFORD STREET LONDON.

ECRASEURS. — contin^d



EVANS & WORMULL, 31, STAMFORD STREET, LONDON.

MIDWIFERY FORCEPS.

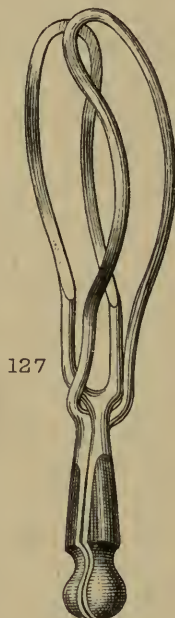
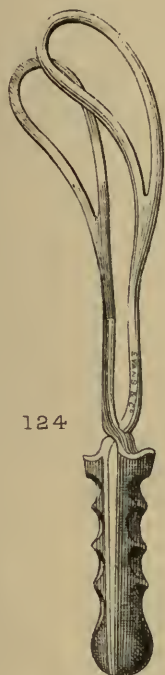


PLATE 18.

MIDWIFERY FORCEPS.

- Fig. 124. Simpson's Long Midwifery Forceps. 24/
- „ 125. Simpson's Short ditto ditto. 18/
- „ 126. Barnes's Long Midwifery Forceps. 24/
- „ 127. Improved Modification of Ziegler's Forceps. 50/
- „ 128. Ziegler's Midwifery Forceps. 50/
- „ 129. Improved Whalebone Uterine Sound. 10/6
- „ 130. The Portland Obstetric Forceps. 42/
- „ 131. Blundell's Midwifery Forceps. 22/
- „ 132. Churchill's Midwifery Forceps. 24/
- „ 133. Denman's Midwifery Forceps. 18/
- „ 134. Haighton's Midwifery Forceps. 18/


PLATE 19.

CRANIOTOMY FORCEPS.

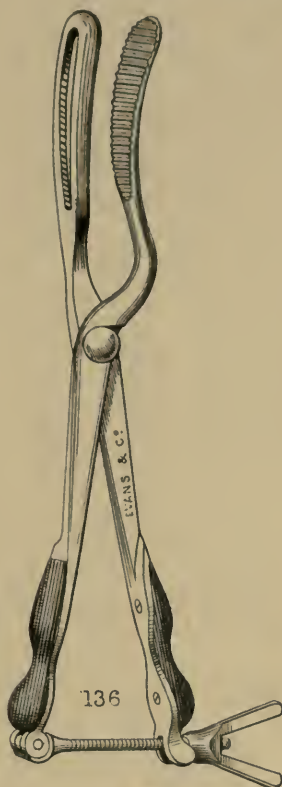
- Fig. 135. Barnes's Craniotomy Forceps. 30/-
- „ 136. Barnes's Improved ditto ditto 30/-
- „ 137. Improved Craniotomy Forceps. 25/-
- „ 138. Murphy's Craniotomy Forceps. 25/-
- „ 139. Holmes's Craniotomy Forceps. 27/-
- „ 140. Ziegler's Craniotomy Forceps. 28/-
- „ 141. Lee's Craniotomy Forceps. 24/-
- „ 142. Davies' Craniotomy Forceps. 27/-

EVANS & WORMULL, 31, STAMFORD STREET, LONDON.

CRANIOTOMY FORCEPS.



135



136



137



138



139



140



141



142

EVANS & WORMULL, 31, STAMFORD STREET, LONDON.

CEPHALOTRIBES AND PERFORATORS.

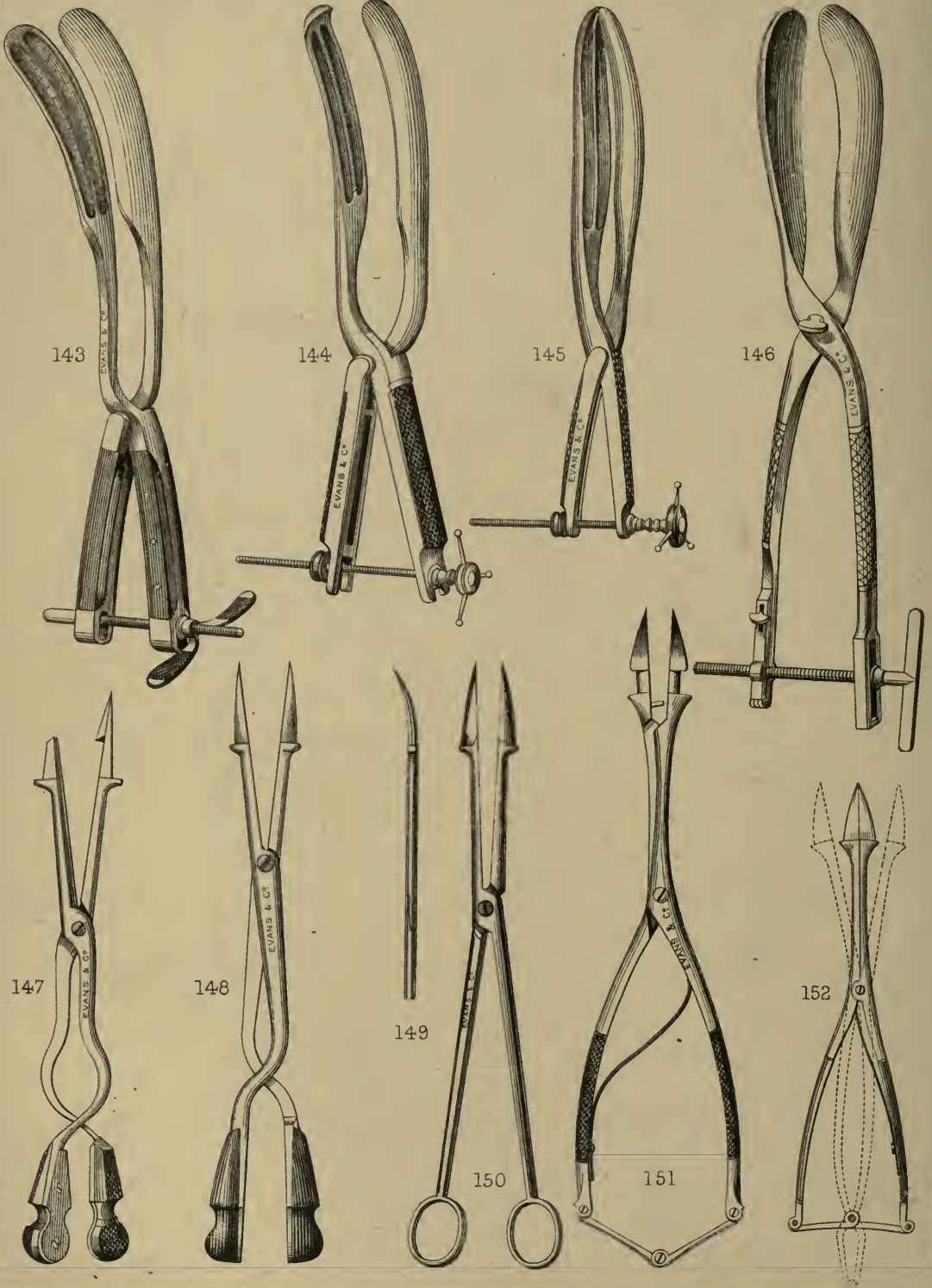


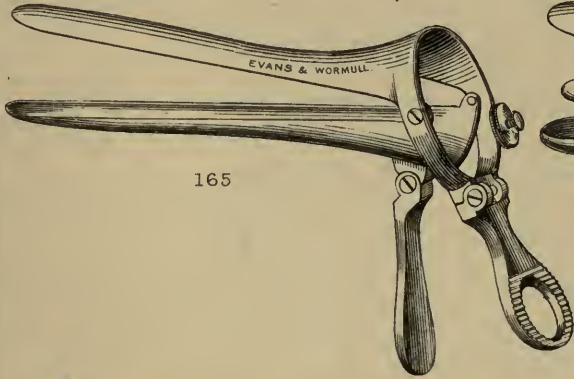
PLATE 20.

CEPHALOTRIBES AND PERFORATORS.

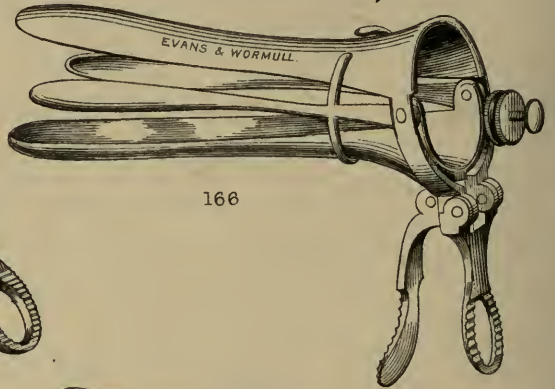
- Fig. 143. Simpson's Cephalotribe. *357*
- „ 144. Modification of Braxton Hicks' Cephalotribe. *537*
- „ 145. Braxton Hicks' Cephalotribe. *507*
- „ 146. Kidd's Cephalotribe. *357*
- „ 147. Holmes's Modification of Naegele's Perforator. *177*
- „ 148. Holmes's Improved Perforator. *157*
- „ 149. Denman's Curved Perforator. *7/6*
- „ 150. Denman's Straight Perforator. *7/6*
- „ 151. Simpson's Improved Perforator. *237*
- „ 152. Simpson's Modification of Naegele's Perforator. *217*

EVANS & WORMULL, 31, STAMFORD STREET, LONDON.

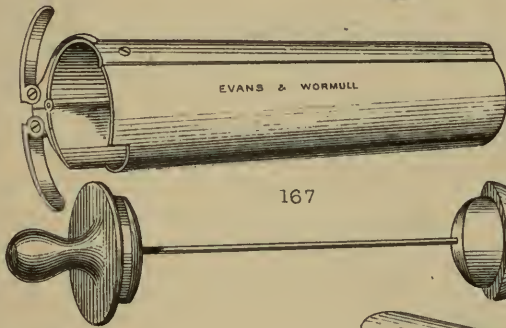
INSTRUMENTS FOR FEMALE DISEASES. — VAGINAL SPECULA.



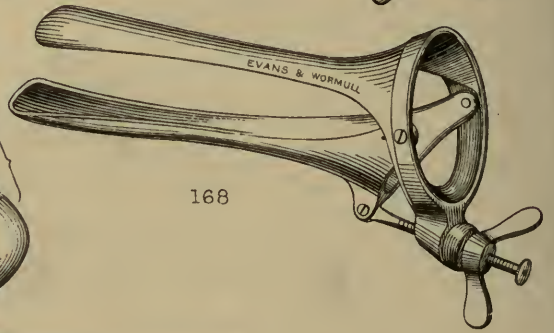
165



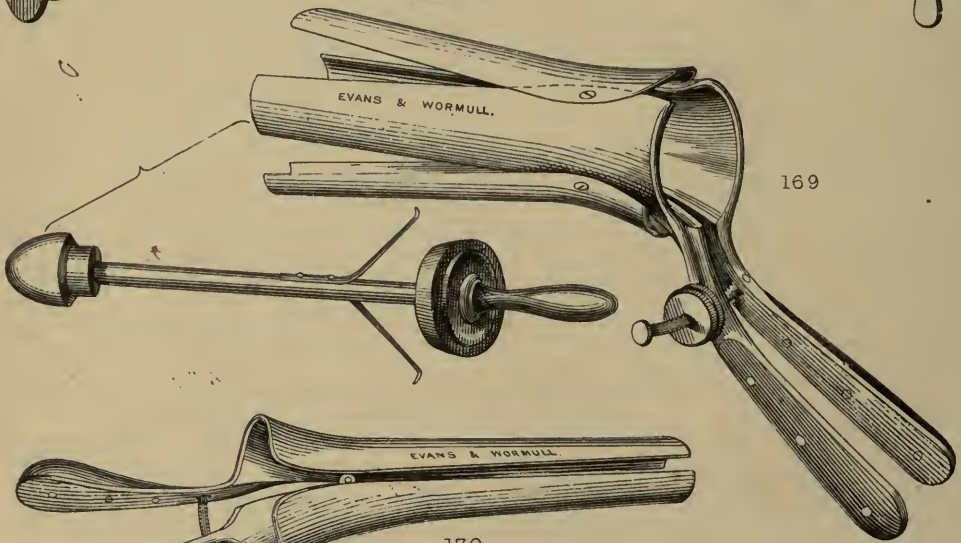
166



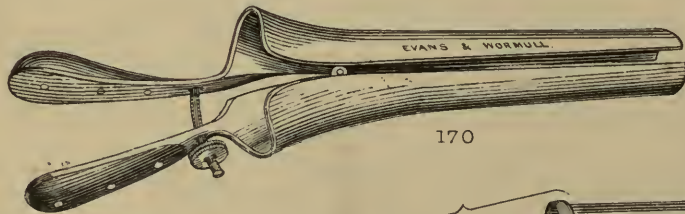
167



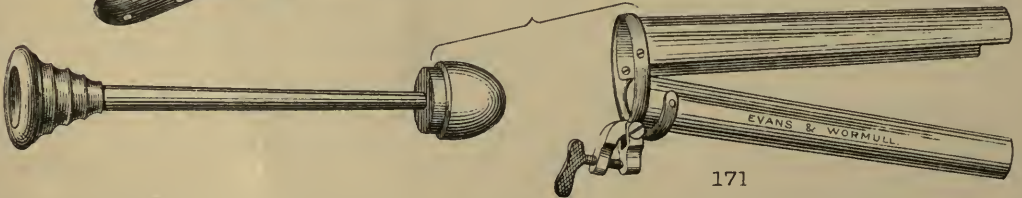
168



169



170



171

PLATE 22.

INSTRUMENTS FOR FEMALE DISEASES—
VAGINAL SPECULA.

- Fig. 165. Meadows' Two-Bladed Speculum. 33/
- „ 166. Meadows' Improved Four-Bladed Speculum. 40/
- „ 167. Sir James Simpson's Uterine Speculum. 35/
- „ 168. Screw Lever "Duck Bill" Speculum. 30/
- „ 169. Four-Bladed Speculum, with Plug. 42/
- „ 170. Ricord's Speculum. 21/
- „ 171. Improved Screw Lever Speculum, with Plug. 24/

EVANS & WORMULL, 31, STAMFORD STREET, LONDON.

INSTRUMENTS FOR FEMALE DISEASES.— continued.
SPECULA.

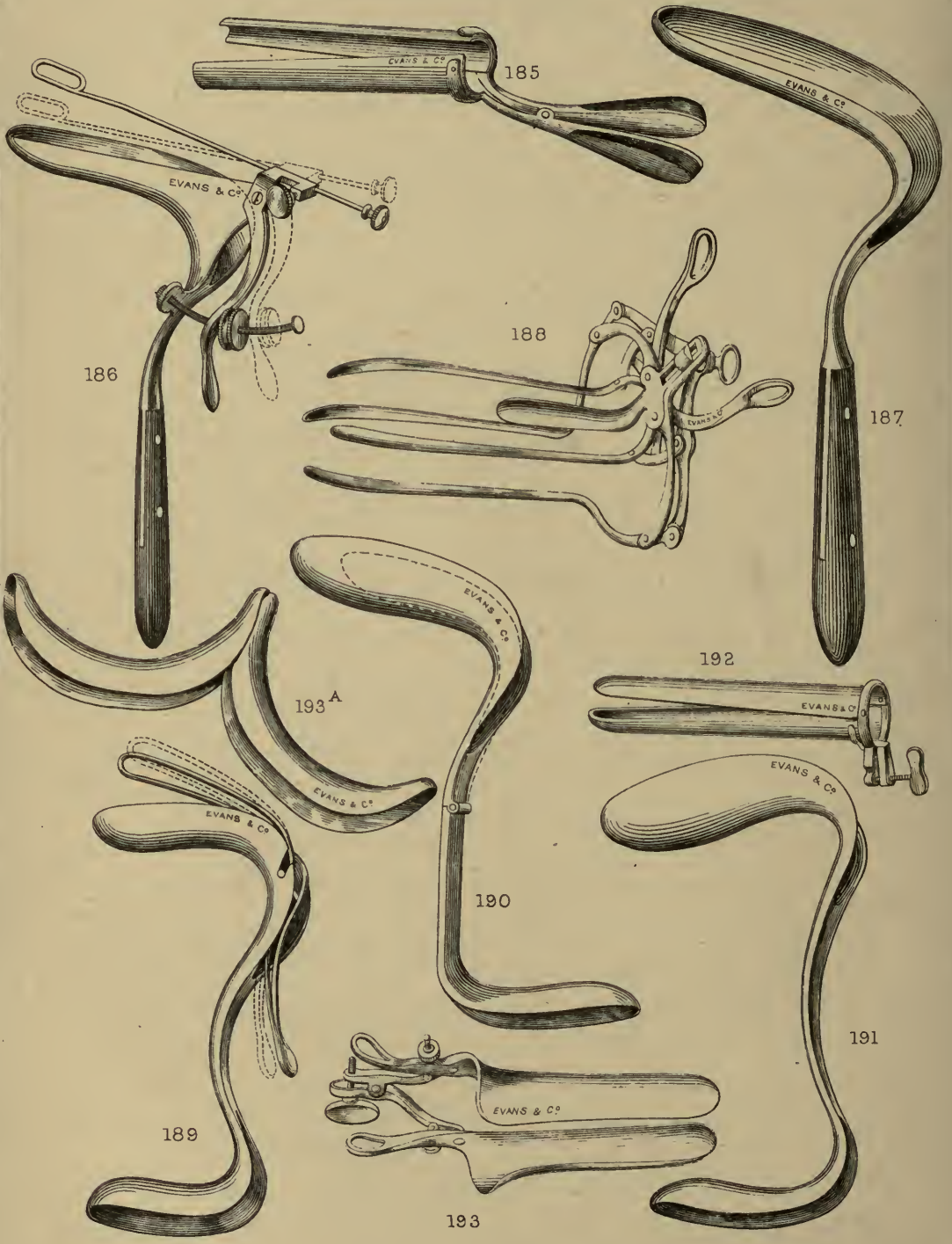


PLATE 24.

INSTRUMENTS FOR FEMALE DISEASES—CONTINUED.
SPECULA.

- Fig. 185. Bivalve Female Speculum. *187*
,, 186. Kristeller's Guarded Speculum. *587*
,, 187. Duck Bill Speculum, with handle. *876*
,, 188. Meadows' Improved Four-Blade Speculum. *607*
,, 189. Sims's Speculum, with Wire Frame Lever. *247*
,, 190. Sims's Duck Bill Jointed Speculum. *207*
,, 191. Sims's Duck Bill Speculum. *187*
,, 192. Bivalve Speculum. *227*
,, 193. Smith's Improved American Speculum. *357*
,, 193a. Neugebauer's Speculum (Barnes's Improvement). *327*

"This Speculum consists of two distinct parts, which may be introduced conjointly or separately. The upper Blade slides within the upper edge of the lower, and can be moved so as to increase the view of the Os Uteri and dilate the Vaginal Passages at discretion."

PLATE 25.

INSTRUMENTS FOR FEMALE DISEASES—CONTINUED.

METROTOMES, CLAMPS, &C.

- Fig. 194. Sponge Tent and Holder for dilating the Os Uteri. *8/6*
- „ 195. Spencer Wells's Ovariotomy Forceps, with Clamp—3 sizes. *6/3/*
- „ 196. Spencer Wells's Improved Ovariotomy Clamp. *6/3/*
- „ 197. Hutchinson's Ovariotomy Clamp. *3/6/*
- „ 198. Smith's Hæmorrhoid Clamp. *2/1/*
- „ 199. Sims's Metrotome. *4/2/*
- „ 200. Dupuytren's Double-Blade Female Lithotome. *6/5/*
- „ 201. Routh's Metrotome. *4/2/*
- „ 202. Simpson's Hysterotome. *3/5/*
- „ 203. Smith's Improved Hæmorrhoid Clamp. *2/5/*
- „ 204. Greenhalgh's Bivalve Hysterotome. *6/3/*
- „ 205. Spencer Wells's Ovariotomy Clamp. *3/6/*
- „ 206. Curling's Pile Forceps, for applying Acid. *8/6*

EVANS & WORMULL, 31, STAMFORD STREET, LONDON.

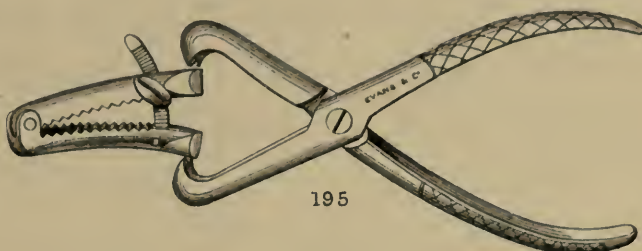
INSTRUMENTS FOR FEMALE DISEASES.— contin.^d
METROTOMES, CLAMPS, &c.



194



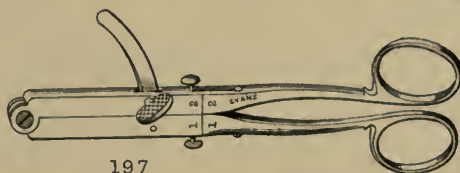
196



195



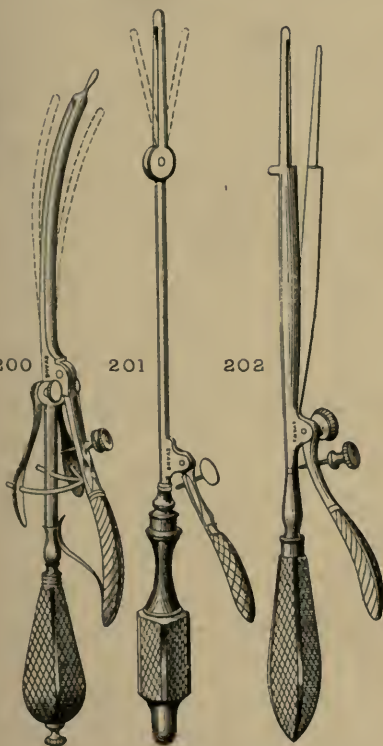
198



197



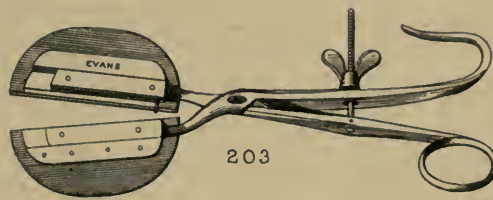
199




200

201

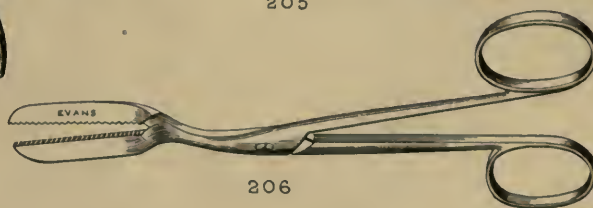
202



203



205



206




204

EVANS & WORMULL, 31, STAMFORD STREET, LONDON.

INSTRUMENTS FOR FEMALE DISEASES.—continued.
PESSARIES.



207



208



209



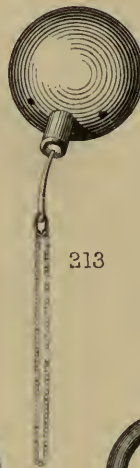
210



211



212



213



214



215



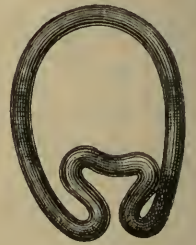
216



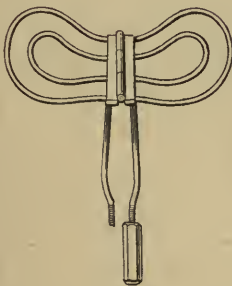
217



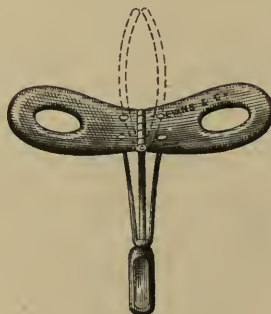
218




219



220



221



222

PLATE 26.

INSTRUMENTS FOR FEMALE DISEASES—CONTINUED.

PESSARIES.

- Fig. 207. Round Vulcanite Pessary. *3/6*
- „ 208. Oval Elastic Pessary. *3/-*
- „ 209. India Rubber Air Inflating Pessary. *5/6*
- „ 210. Air Syringe for Inflating Pessary. *4/-*
- „ 211. Pear-shaped Elastic Gum Pessary. *3/-*
- „ 212. Oval-shaped Elastic Gum Pessary. *3/-*
- „ 213. Evans and Wormull's Improved Metallic Pessary. *12/-*
- „ 214. Graily Hewitt's India Rubber Ring Pessary. *2/-*
- „ 215. Hodge's India Rubber or Vulcanite Horse Shoe Pessary. *2/-*
- „ 216. Greenhalgh's Vulcanite Pessary. *2/-*
- „ 217. Blackbee's Self-Adjusting Pessary. *4/6*
- „ 218. Greenhalgh's Elastic Spring Pessary. *3/-*
- „ 219. Vullick's Vulcanite Pessary. *3/-*
- „ 220. Zwanke's Metallic Pessary. *9/6*
- „ 221. Zwanke's Expanding Pessary, with Screw. *5/6*
- „ 222. Schofield's Pessary and Belt. *7/6*

PLATE 27.

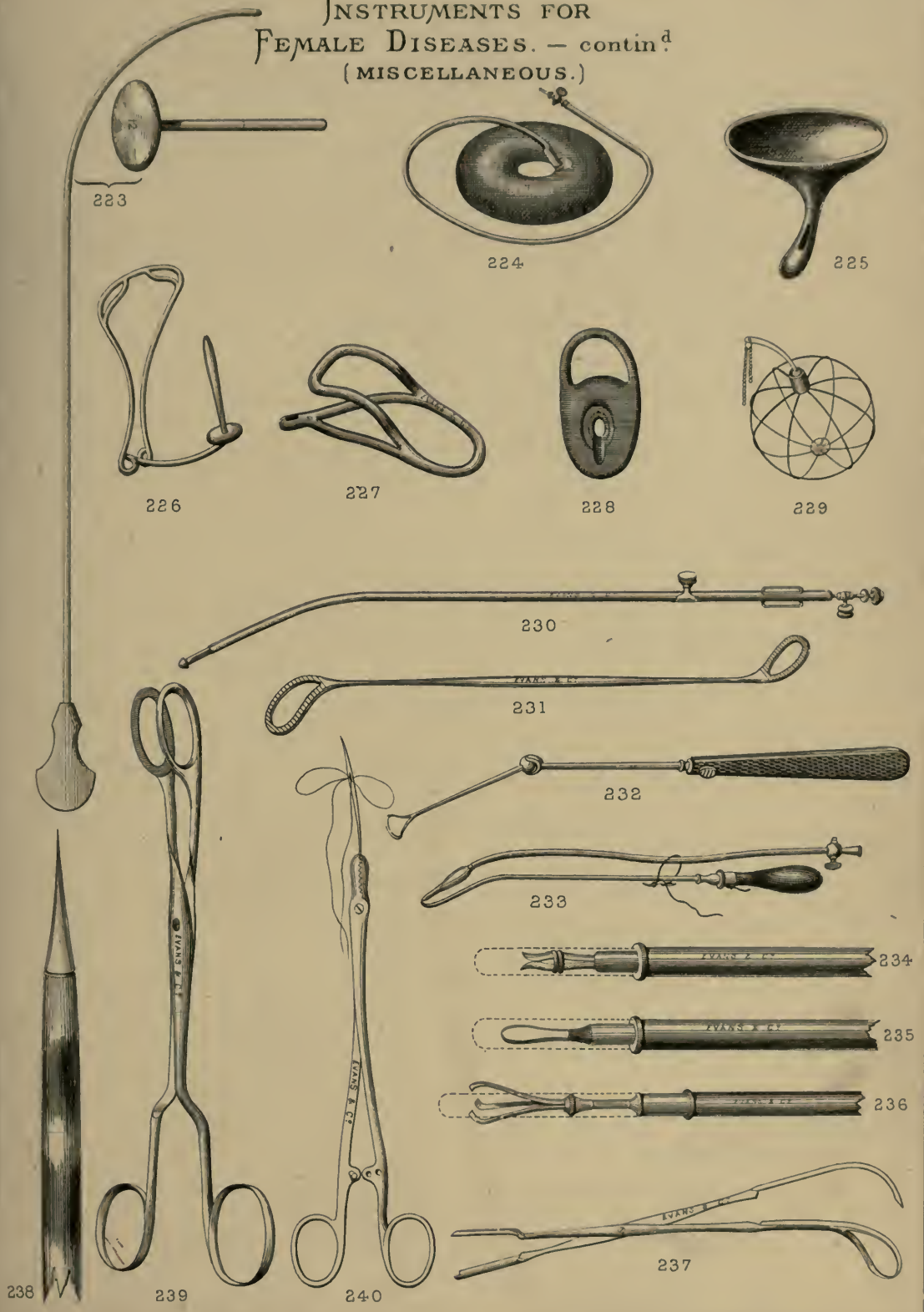
INSTRUMENTS FOR FEMALE DISEASES—CONTINUED.

MISCELLANEOUS.

- Fig. 223. Uterine Galvanic Stem, with Conductor. *10/-*
 „ 224. Circular Inflating Pessary, with Stop-cock. *5/-*
 „ 225. Day's Pessary. *4/6*
 „ 226. Simpson's Stem Pessary. *21/-*
 „ 227. Day's Vulcanite Pessary. *5/-*
 „ 228. Ebonite Pessary for Intra-Uterine Stem. *4/6*
 „ 229. Metallic Wire Pessary. *12/-*
 „ 230. Lallemand's Porte Caustique. *27/-*
 „ 231. Sims's Uterine Depressor. *9/6*
 „ 232. Sims's Instrument for Uterine Polypus. *18/-*
 „ 233. Tarnier's Apparatus for Induction of Premature Labour. *15/-*
 „ 234. Tarnier's Caustic Holder. *13/6*
 „ 235. Improved Uterine Scarifier. *13/-*
 „ 236. Sponge Holder for applying Caustic or Astringent Solutions,
 &c. to Uterus. *50/-*
 „ 237. Smith's Caustic Holder. *14/-*
 „ 238. Membrane Perforator for Induction of Premature Labour. *5/-*
 „ 239. Placenta Forceps. *12/-*
 „ 240. Improved Forceps for holding Suture Needle, &c. *9/-*

EVANS & WORMULL, 31, STAMFORD STREET, LONDON.

INSTRUMENTS FOR FEMALE DISEASES. — contin^d.
(MISCELLANEOUS.)



EVANS & WORMULL, 31, STAMFORD STREET, LONDON.

OPHTHALMOSCOPES.

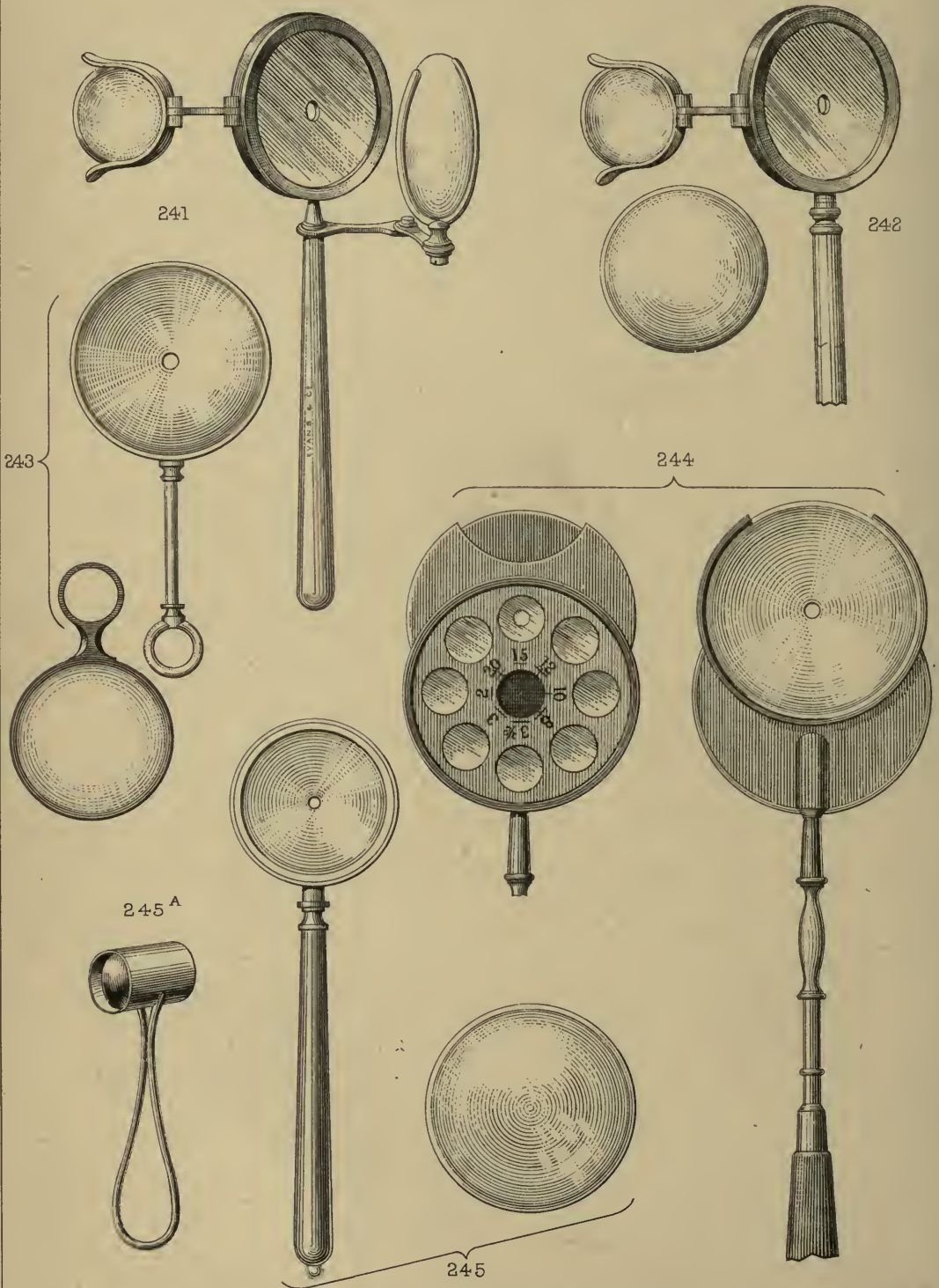


PLATE 28.

OPHTHALMOSCOPES.

- Fig. 241. Zehender's Ophthalmoscope, with Magnifiers. *20/*
- „ 242. Liebreich's Ophthalmoscope, with two large and five
small Lenses. *15/*
- „ 243. Pocket Ophthalmoscope, with Magnifying Glass. *15/*
- „ 244. American Binocular Ophthalmoscope, with two Reflectors,
two Magnifying Glasses, and twenty-four Object
Glasses. *33/*
- „ 245. Improved Ophthalmoscope, with two Magnifiers, and
five Object Glasses, in Case. *25/*
- „ 245a. Coddington Lens. *2/0*

PLATE 31.

EYE RETRACTORS, SHADES, &C.

- Fig. 257. Saunders' Wire Eyelid Retractor. *5/*
,, 258. Bowman's Eyelid Retractor. *3/6*
,, 259. Lawrence's Eye Speculum, with Stop Screw. *7/*
,, 260. Critchett's Eye Speculum, with Stop Screw. *9/*
,, 261. Bowman's Improved Eye Speculum. *7/*
,, 262. Graefe's Spring Eye Speculum. *9/6*
,, 263. Critchett's Spring Eye Speculum, with Stop Screw *5/6*
,, 264. Eye Speculum, with Regulating Screw. *7/*
,, 265. Improved Eye Speculum, with Adjusting Screw. *7/*
,, 266. Entropium Forceps. *12/*
,, 267. Suction Curette, with Glass Mouth Piece and Tube. *9/5*
,, 268. Plain Eye Shade. *1/5*
,, 269. Eyelid Retractor. *8/*
,, 270. Spring Eye Shade. *2/6*
,, 271. Spring Eye Shade. *2/5*
,, 272. Calken's Transparent Eye Shade. *5/6*

EVANS & WORMULL, 31, STAMFORD STREET, LONDON.

EYE RETRACTORS, SHADES. &c.



EVANS & WORMULL, 31, STAMFORD STREET, LONDON.

EYE KNIVES, NEEDLES, &c.



273



274



275



276



277



278



279



280

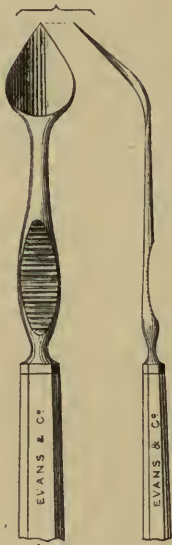


281

EVANS & C^o




282



283



284



285



286



287



288



289



290

PLATE 32.

EYE KNIVES, NEEDLES, &C.

- Fig. 273. Beer's Cataract Knife. *5/*
,, 274. Sichel's Cataract Knife. *5/*
,, 275. Dixon's Cataract Knife. *5/*
,, 276. White Cooper's Cataract Knife. *5/*
,, 277. Weber's Improved Canaliculus Knife. *9/6*
,, 278. Weber's Canaliculus Knife. *9/6*
,, 279. Graefe's Cataract Knife—various sizes. *9/-*
,, 280. Walton's Scalpel for Lachrymal Duct. *5/*
,, 281. MacNamara's Iridectomy Knife. *9/*
,, 282. Jaeger's Curved Angular Iridectomy Knife. *5/6*
“ 283. Jaeger's Hollow Iridectomy Knife. *9/6*
“ 284. Jaeger's Curved Iridectomy Knife. *9/-*
“ 285. Improved Iridectomy Knife. *9/-*
,, 286. Jaeger's Straight Iridectomy Knife. *5/6*
,, 287. Jaeger's Straight Iridectomy Knife. *5/6*
,, 288. Critchett's Double Spoon. *10/6*
,, 289. Cystotome and Curette. *9/6*
,, 290. Double Platinum Iris Hook. *8/6*

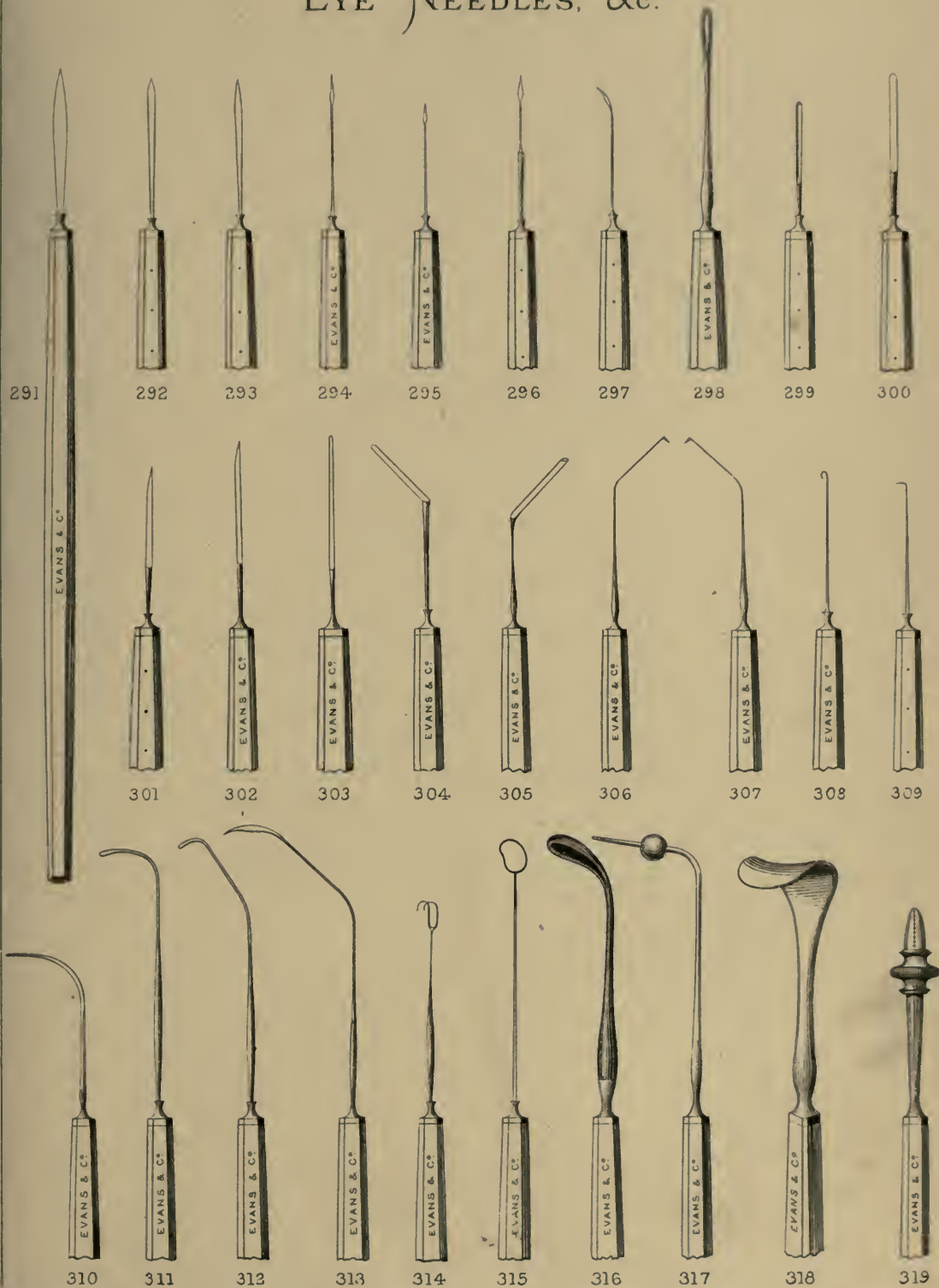
PLATE 33.

EYE NEEDLES, &c.

- Fig. 291. Broad Needle. *4/5*
 „ 292. Medium Needle. *4/5*
 „ 293. Saunders' Needle. *4/5*
 „ 294. Beer's Needle. *4/5*
 „ 295. Beer's Small Needle. *4/5*
 „ 296. Bowman's Stop Needle. *4/5*
 „ 297. Scarpa's Needle for Reclination. *4/5*
 „ 298. Silver Eye Spatula. *4/5*
 „ 299. Walton's Gouge for removing Foreign Bodies from the Eye. *4/5*
 „ 300. Steel Spatula. *4/5*
 „ 301. Artificial Pupil Knife. *4/5*
 „ 302. Secondary Knife. *4/5*
 „ 303. Bowman's Puncture Knife. *4/5*
 „ 304. } Taylor's Round Pointed Angular Knives, right and left. *5/7*
 „ 305. }
 „ 306. } Graefe's Cystotomes, right and left. *4/5*
 „ 307. }
 „ 308. Tyrell's Hook. *4/5*
 „ 309. Lens' Puncture Needle, with Platinum Stem and Steel Point. *4/5*
 „ 310. Walton's Strabismus Hook. *4/5*
 „ 311. Bowman's Strabismus Hook. *4/5*
 „ 312. Cowell's Strabismus Hook. *4/5*
 „ 313. Bowman's Long Suture Needle. *4/5*
 „ 314. Hook for steadying Eyeball in Strabismus. *5/7*
 „ 315. Taylor's Vectis for the Extraction of Soft Lens. *7/5*
 „ 316. Vulcanite Curette. *5/7*
 „ 317. Cautery for Lachrymal Fistula. *4/5*
 „ 318. Desmarre's Eyelid Retractor—three sizes. *4/5*
 „ 319. Eye Needle Holder. *6/6*

EVANS & WORMULL, 31, STAMFORD STREET, LONDON.

EYE NEEDLES, &c.



EVANS & WORMULL, 31, STAMFORD STREET, LONDON

EYE FORCEPS. &c.

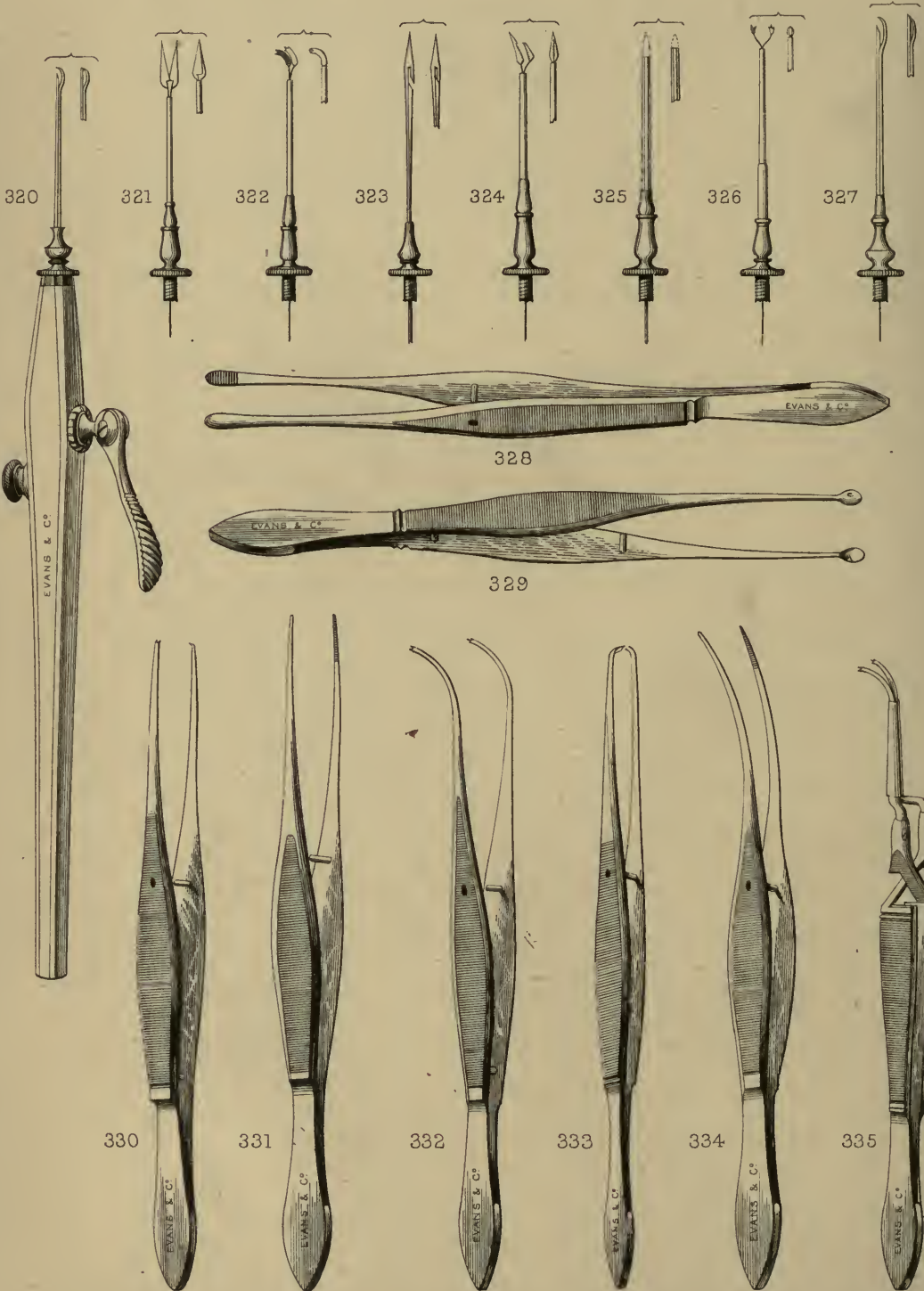


PLATE 34.

EYE FORCEPS, &c.

- Fig. 320. Lisieux's Lever Canular Forceps. 357
,, 321. Wilde's Iris Canula Scissors. 357
,, 322. Cooper's Capsular Forceps, with Curved Blades. 357
,, 323. Capsular Needle. 357
,, 324. Capsular Forceps, with Needle Point. 357
,, 325. Bowman's Canula Lancet. 357
,, 326. Desmarre's Canula Forceps. 357
,, 327. Walton's Guarded Curette. 357
,, 328. Cilia Forceps. 4/6
,, 329. Cilia Forceps. 4/6
,, 330. Straight Iris Forceps, with Tenaculum Points. 5/6
,, 331. Iris Forceps. 4/6
,, 332. Curved Iris Forceps, with Tenaculum Points. 5/6
,, 333. Fixation Forceps, with Spring Catch. 5/6
,, 334. Curved Iris Forceps. 5/6
,, 335. Liebreich's Improved Iris Forceps. 2/-

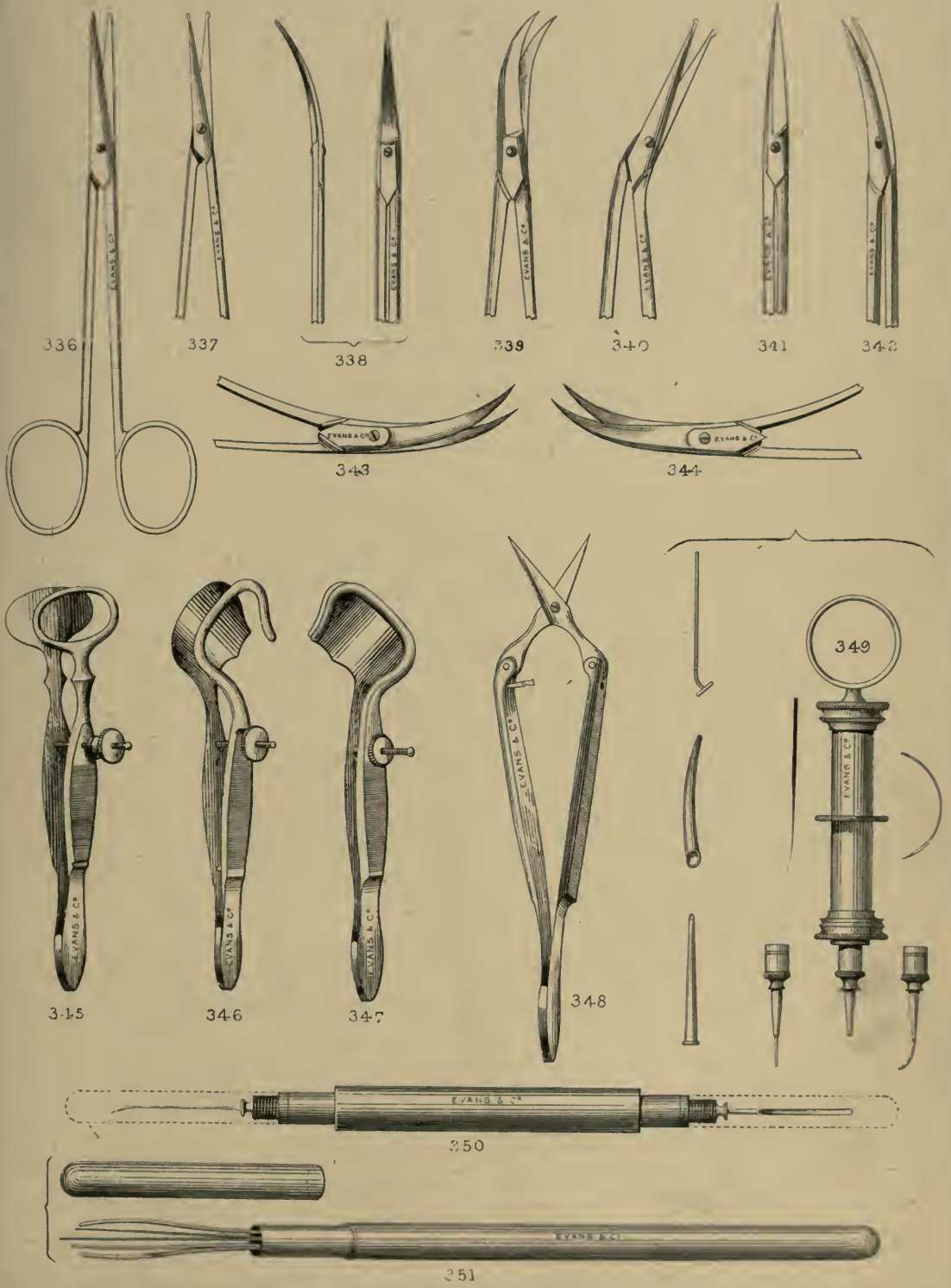
PLATE 35.

EYE SCISSORS, &c.

- Fig. 336. Straight Strabismus Scissors. *4/5*
,, 337. Bowman's Strabismus Scissors. *4/5*
,, 338. Curved Iris Scissors. *5/6*
,, 339. Sickle-shaped Iris Scissors. *5/6*
,, 340. Maunoir's Probe Pointed Scissors. *5/6*
,, 341. Straight Iris Scissors. *4/5*
,, 342. Curved Iris Scissors. *5/6*
,, 343. } Sharp Pointed Curved Scissors, right and left. *7/5*
,, 344. }
,, 345. Wilde's Tumour Forceps. *10/6*
,, 346. } Desmarre's Entropium Forceps, modified by Lawrence,
,, 347. } right and Left. *10/6*
,, 348. Improved Spring Jointed Iris Scissors. *12/*
,, 349. Anel's Eye Syringe, with Styles and Needles. *42/*
,, 350. Walton's Gouge and Needle, in Ivory Case. *5/-*
,, 351. Bowman's Probes and Critchett's Director for *5/-*
Canaliculus.

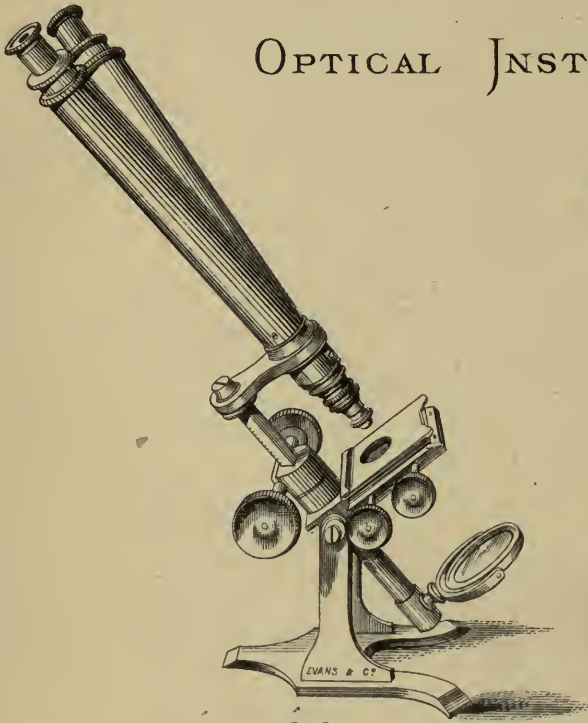
EVANS & WORMULL, 31, STAMFORD STREET, LONDON.

EYE SCISSORS, &c.

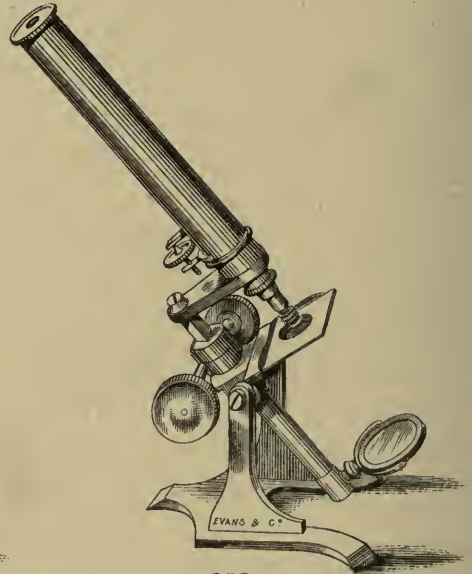


EVANS & WORMULL, 31, STAMFORD STREET, LONDON.

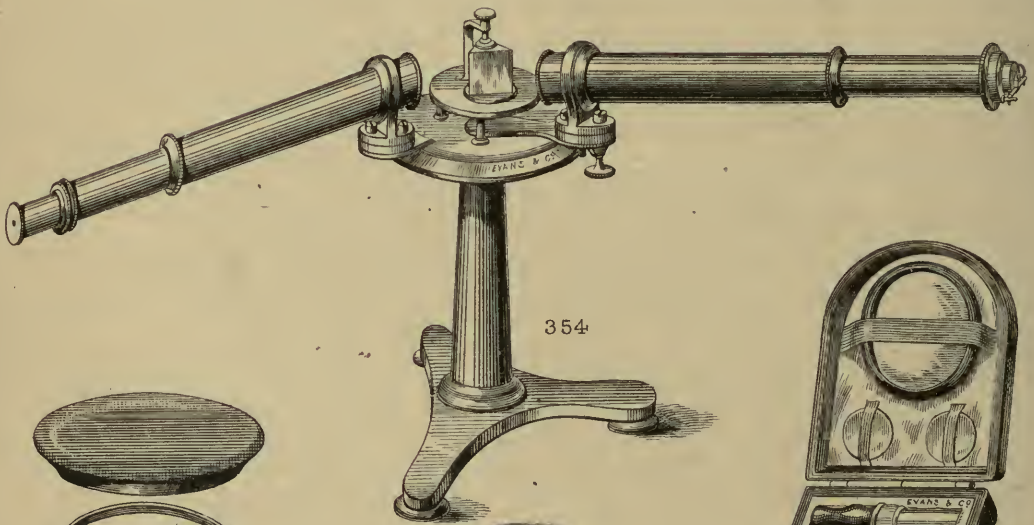
OPTICAL INSTRUMENTS.



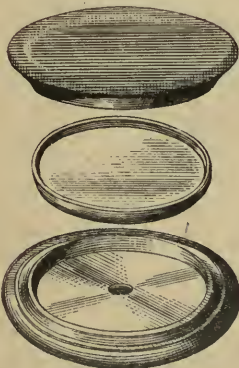
352



353



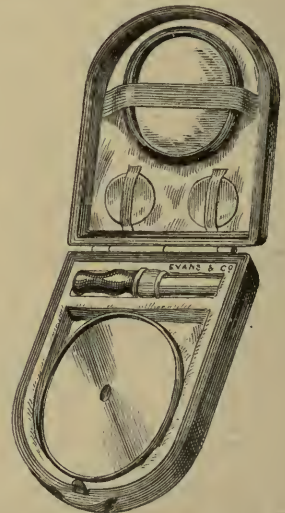
354



356



355



357

PLATE 36.

OPTICAL INSTRUMENTS.

Fig. 352. Improved Binocular Microscope, with Rack Adjustment, two Eye Pieces, Top Sliding Stage, Wheel of Diaphragms, Concave Mirror; 1-in. and $\frac{1}{2}$ -in. Achromatic Objectives, C. Series, &c.

Complete in Polished Cabinet.

£10-10-0

„ 353. Monocular Microscope, with Rack and fine Adjustment, Eye Piece, Top Sliding Stage, Draw Tube, Flat and Concave Mirror, Condenser, 1-in. and $\frac{1}{2}$ -in. Objectives. C. Series, Stage Tweezers and Glass Plate, &c.

Complete in Polished Cabinet.

£5-10-0

„ 354. Browning's Automatic Spectroscope.

For Spectrum Analysis and taking the Refractive and Dispersive Power of Solids and Liquids.

£6-10-0

„ 355. Portable Microscope.

8/6

„ 356. Pocket Ophthalmoscope.

8/6

In Ebonite Case.

„ 357. Portable Ophthalmoscope.

13/6

In Spring Leather Case.

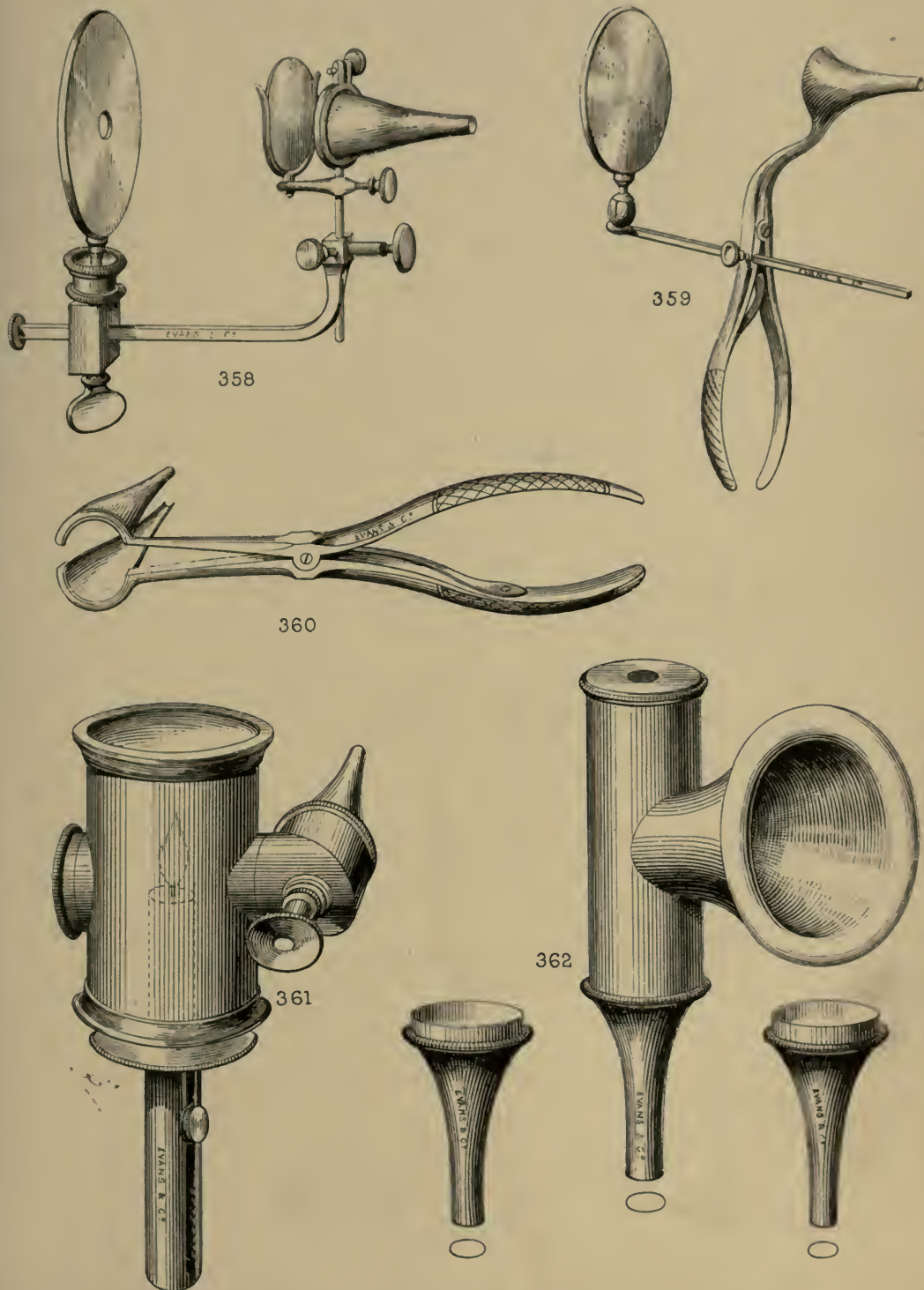
PLATE 37.

EAR SPECULA.

- Fig. 358. Weber's Ear Illuminator. *357*
- „ 359. Hiot's Ear Speculum. *107*
- „ 360. Kramer's Ear Dilating Speculum. *91*
- „ 361. Jordan's Ear Illuminator. *241*
- „ 362. Brunton's Auriscope, with Specula of 3 sizes. *307*

EVANS & WORMULL, 31, STAMFORD STREET, LONDON.

EAR SPECULA.



EVANS & WORMULL, 31, STAMFORD STREET, LONDON.

EAR FORCEPS AND SNARES.

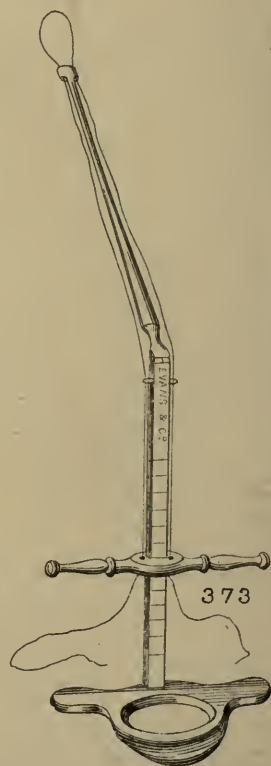
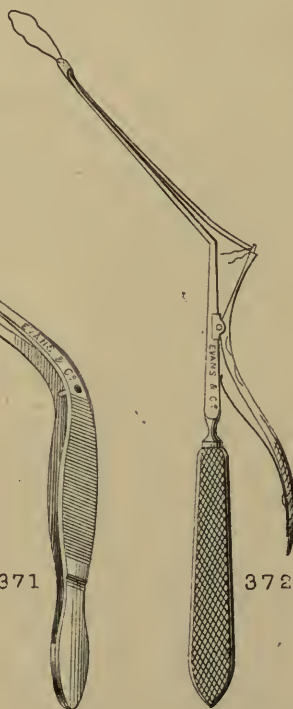
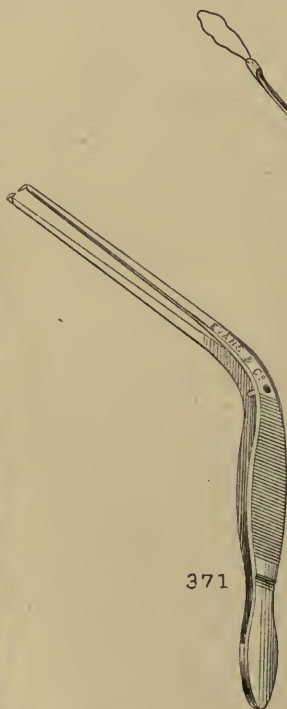
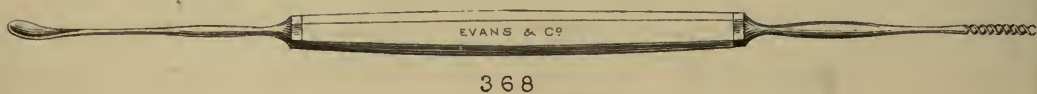
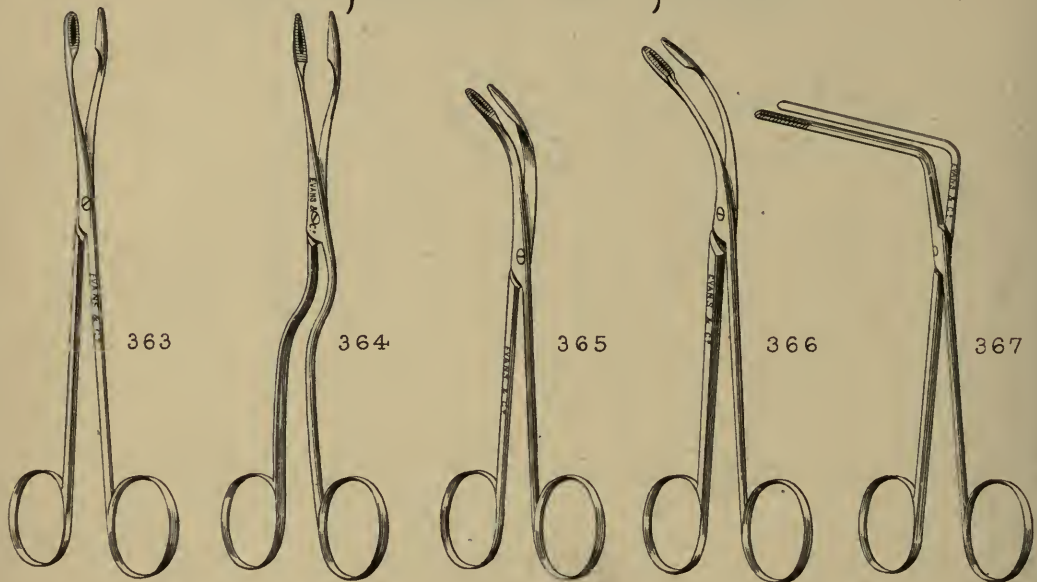


PLATE 38.

EAR FORCEPS AND SNARES.

- Fig. 363. Yearsley's Straight Polypus Forceps. *4/6*
- „ 364. Yearsley's Polypus Forceps, with bent Shanks. *5/6*
- „ 365 } Curved Forceps for Polypus of the Ear. *5/6*
„ 366 }
- „ 367 Toynbee's Angular Forceps. *5/6*
- „ 368 Screw Instrument for removing Foreign Bodies from the
Ear, and Scoop. *7/6*
- „ 369. } Forceps for removing Foreign Bodies from the Ear, with
„ 370. } sliding Catch. *10/6*
- „ 371. Wilde's Ear Forceps. *5/6*
- „ 372. Improved Lever Ear Snare. *10/6*
- „ 373. Wilde's Snare for Polypi. *20/6*

PLATE 39.

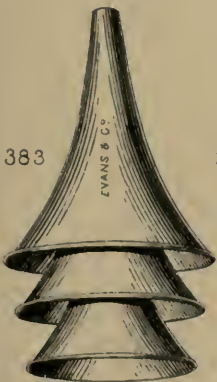

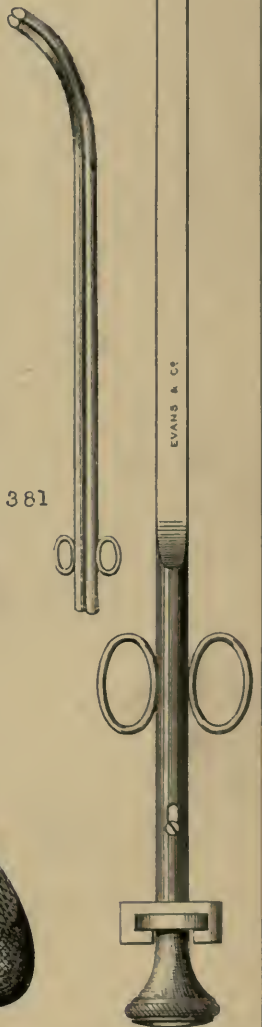



EAR AND NOSE INSTRUMENTS.

- Fig. 374. Improved Brass Ear Syringe. *10/6*
- „ 375. Kramer's Eustachian Catheter. *7/6*
- „ 376. Pilcher's Eustachian Catheter. *9/*
- „ 377. Leroy D'Etiole's Instrument for Extracting Foreign Bodies
from the Urethra. *30/*
- (This Instrument was inadvertently introduced here).
A similar Instrument of smaller size is also made for the Ear.
- „ 378. Ear Cornet, with Adjusting Spring for Adaptation. *10/*
- „ 379. Ear Tube. *3/6*
- „ 380. Ear Speculum, with Screw Lever. *9/*
- „ 381. Double Channel Eustachian Catheter. *9/*
- „ 382. Avery's Canula Polypus Ear Forceps. *18/*
- „ 383. Turner's Ear Speculum—three sizes. *20/*
- „ 384. Wilde's Ear Speculum—three sizes. *18/*
- „ 385. Toyndbee's Ear Speculum—three sizes. *18/*

EVANS & WORMULL, 31, STAMFORD STREET, LONDON.

EAR AND NOSE INSTRUMENTS.

377



EVANS & WORMULL, 31, STAMFORD STREET, LONDON.

EAR AND NOSE INSTRUMENTS. -- continued.


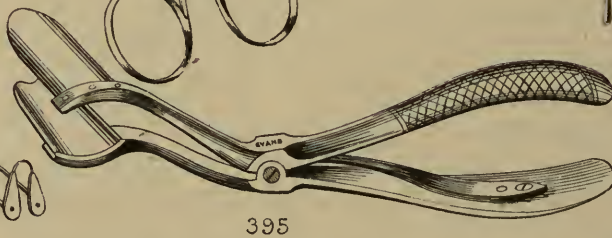
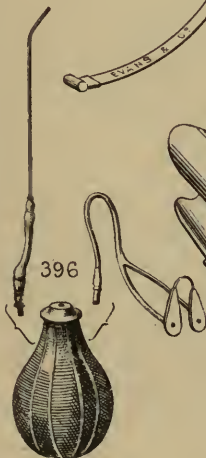
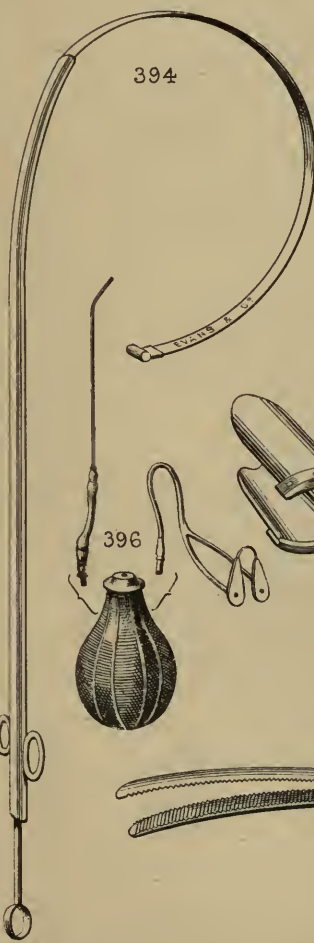
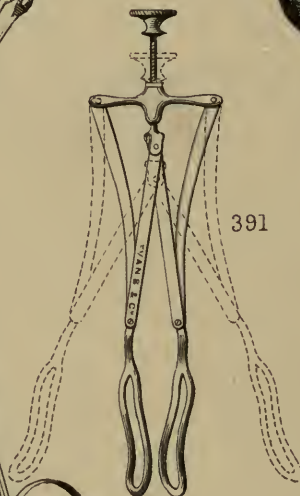
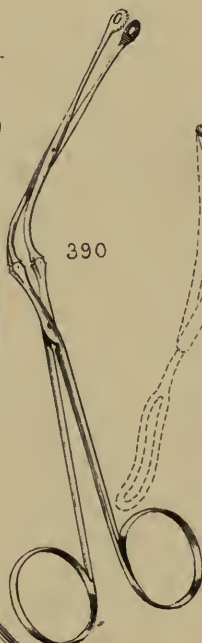


PLATE 40.

EAR AND NOSE INSTRUMENTS—CONTINUED.

- Fig. 386. Conversation Tube. *15/*
- „ 387. Ear Syringe, with Cap and Elastic Bottle. *2/6*
- „ 388. Vulcanite Ear Trumpet. *9/*
- „ 389. Ear Channel, for receiving Water while syringing
the Ear. *4/6*
- „ 390. Toynbee's Improved Cross-Action Forceps, for removing
Polypus of the Ear. *12/6*
- „ 391. Nose Dilator. *8/6*
- „ 392. Vulcanite Ear Syringe. *15/*
- „ 393. Toynbee's Ear and Nose Syringe. *4/*
- „ 394. Bellocq's Canula, for Epistaxis. *4/6*
- „ 395. Nose Speculum, with German Silver Blades. *9/6*
- „ 396. Politzer's Apparatus for passing Air through Eustachian
Tube. *12/-*
- „ 397. Polypus Forceps. *19/*

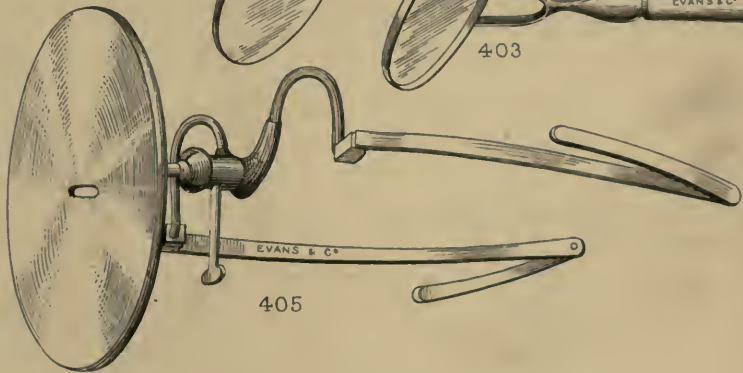
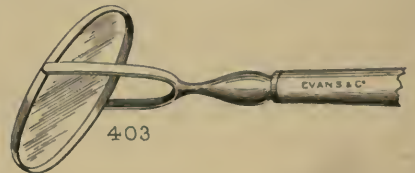
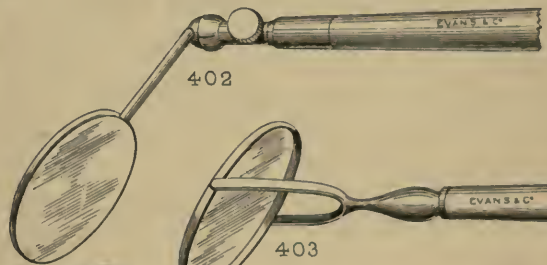
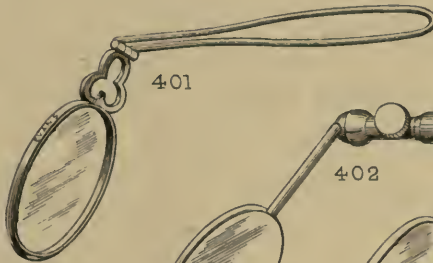
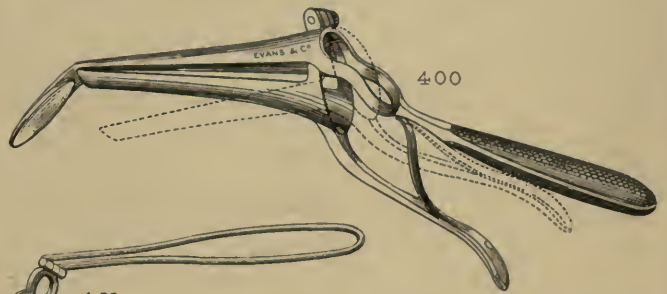
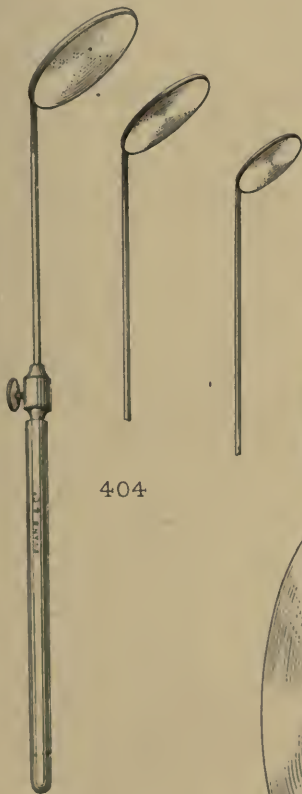
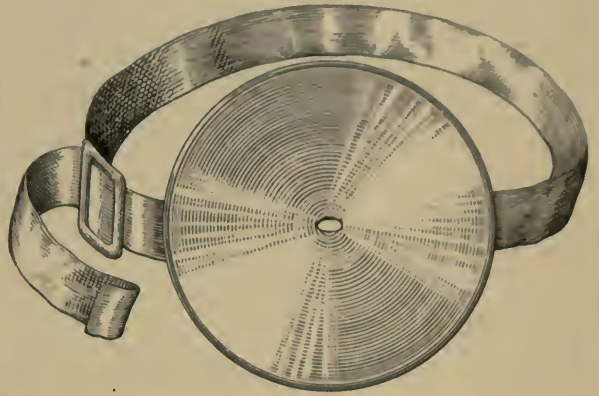

PLATE 41.

LARYNGOSCOPES AND REFLECTORS.

- Fig. 398. Smyly's Improved Recipro-Laryngoscope. *42/*
- „ 399. Laryngoscope Reflector and Band for Forehead. *36/*
- „ 400. Labordette's Throat Speculum, with Reflector. *45/*
- „ 401. Portable Mouth Mirror. *5/*
- „ 402. Mouth Mirror, with Ball and Socket Joint. *7/6*
- „ 403. Mouth Mirror, with Centre Joint. *5/*
- „ 404. Throat Mirrors—three sizes. *9/*
- „ 405. Mackenzie's Improved Spectacle Frame with Laryngoscope Reflector. *54/*

EVANS & WORMULL, 31, STAMFORD STREET, LONDON.

LARYNGOSCOPES AND REFLECTORS.



EVANS & WORMULL, 31, STAMFORD STREET, LONDON.

THROAT FORCEPS. &c.


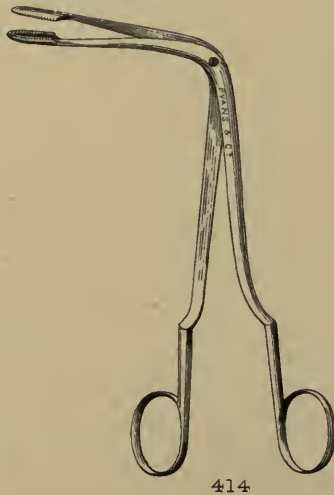
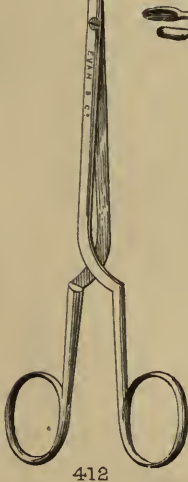
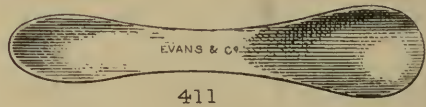

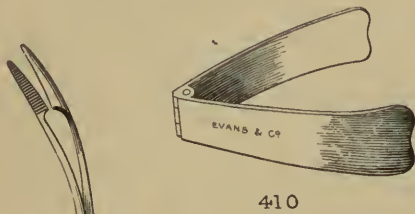
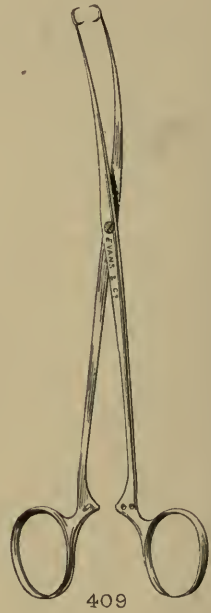
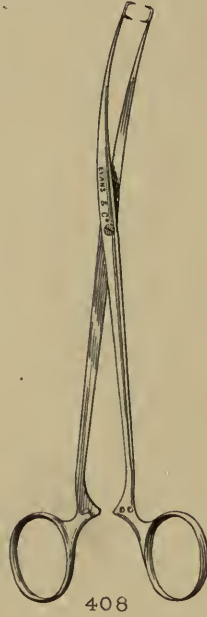
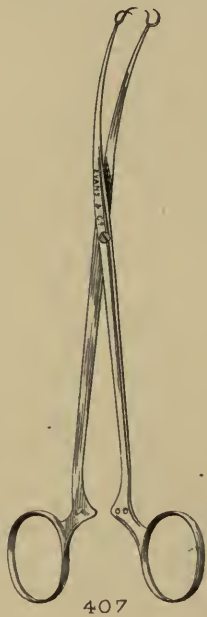


PLATE 42.

THROAT FORCEPS, &C.

- Fig. 406. Straight Vulsellum Forceps. *10/6*
- „ 407. Curved Vulsellum Forceps. *10/6*
- „ 408. Right Vulsellum Forceps, with Lateral Points. *10/6*
- „ 409. Left Vulsellum Forceps, with Lateral Points. *10/6*
- „ 410. Jointed Tongue Depressor. *8/6*
- „ 411. Spoon-shaped Tongue Depressor. *9/6*
- „ 412. Œsophagus Forceps, with Lateral Curve. *9/6*
- „ 413. Morell Mackenzie's Lateral Opening Laryngeal Forceps for Polypi—various sizes. *10/6*
- „ 414. Morell Mackenzie's Laryngeal Forceps, opening Antero-posteriorly—various sizes. *10/6*
- „ 415. Double Jointed Throat Forceps. *14/6*

PLATE 43.

THROAT INSTRUMENTS—CONTINUED.

Fig. 416. Morell Mackenzie's Rigid Wire Loops, for Laryngeal Growths.

A. to F. Different shaped Loops, smooth and cutting.

„ 417. Morell Mackenzie's Electrodes for applying Electricity to the Throat and Larynx.

„ 418. Stoerk's Laryngeal Instruments for the removal of Growths.

418. Ecraseur.—A. B. Guillotines, various sizes.—

C. D. E. Forceps Blades, different kinds.

„ 419. } Electrode and Necklet.
„ 420. }

„ 421. Morell Mackenzie's Wire Twister. *4/5*

„ 422. Morell Mackenzie's Tonsil Knife. *5/*

EVANS & WORMULL, 31, STAMFORD STREET, LONDON.

THROAT INSTRUMENTS. — contin^d

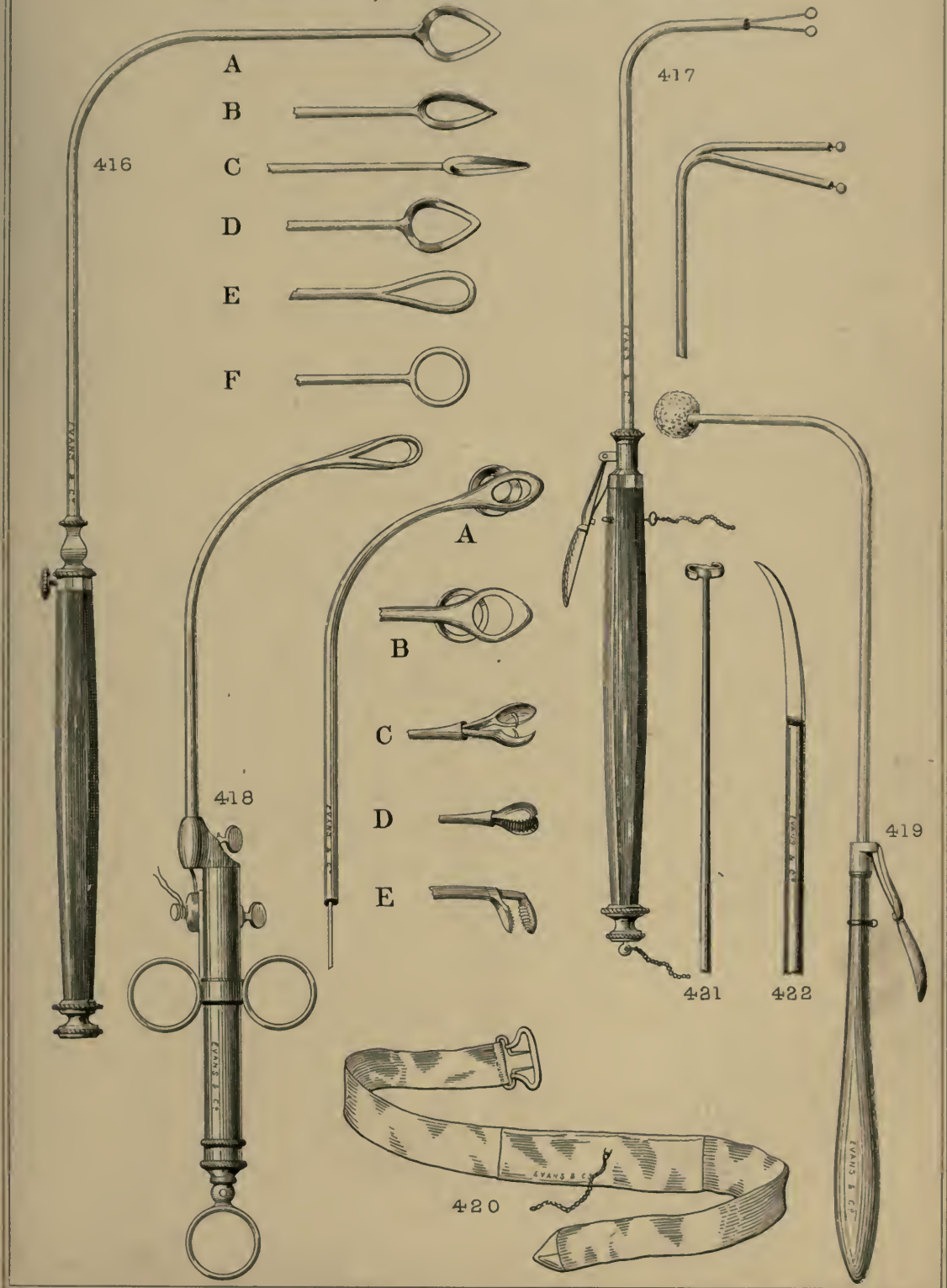


PLATE 45.

THROAT INSTRUMENTS—CONTINUED.

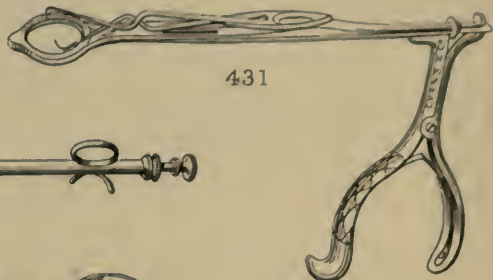
- Fig. 430. Improved Tonsil Guillotine. 42/
- „ 431. American Guillotine. 45/
- „ 432. Uvulatome. 35/
- „ 433. Mathieu's Guillotine. 35/
- „ 434. Charriere's Guillotine. 32/
- „ 435. Sir W. Ferguson's Blunt Lever Needle for introducing
Sutures through the holes drilled in the Palate Bones,
and adjusting the edges of the parts in Staphyloraphy. 32/
- „ 436. Rupprecht's Tonsil Scissors. 42/
- „ 437 }
to } Tonsil Scissors, various sizes. 9/6 58/
- „ 440. }
- „ 441. }
„ 442. } American Tonsil Bistouries, right and left. 5/
- „ 443. Concealed Tonsil Lancet. 22/

EVANS & WORMULL, 31, STAMFORD STREET, LONDON.

THROAT INSTRUMENTS. — contin^d




430



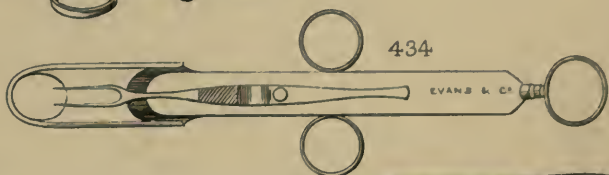
431



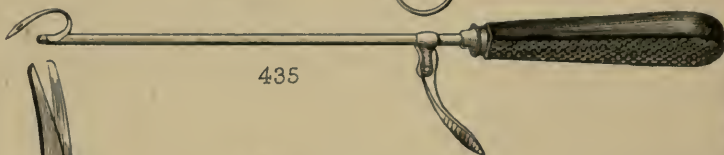
432



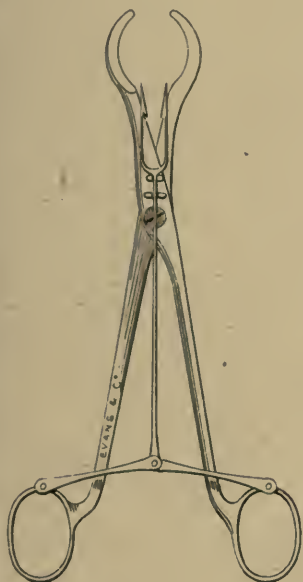
433



434



435



436



437




438




439




440



441



443



442

EVANS & WORMULL, 31, STAMFORD STREET, LONDON.

THROAT AND MOUTH INSTRUMENTS. — contin^d

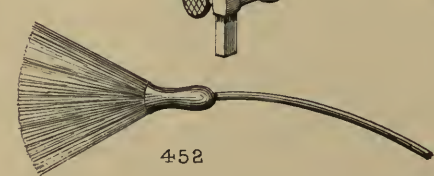
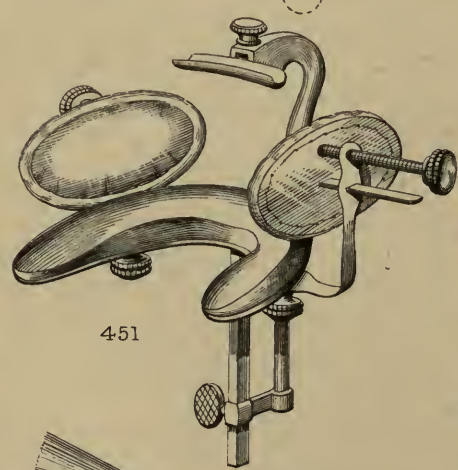
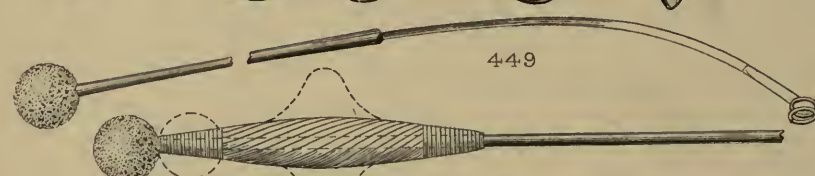
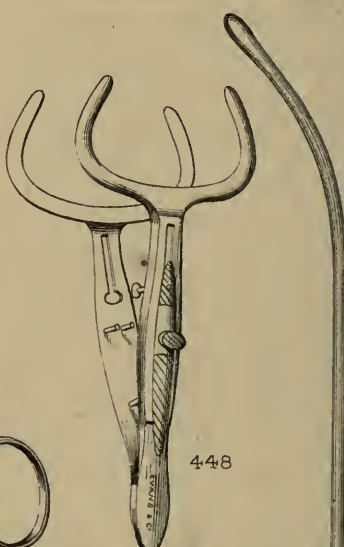
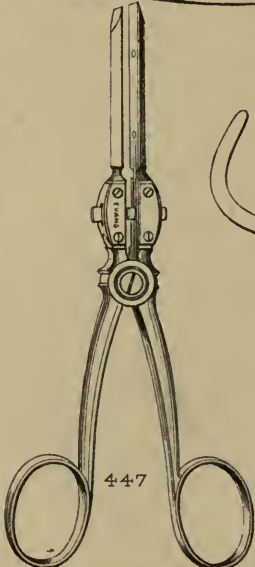
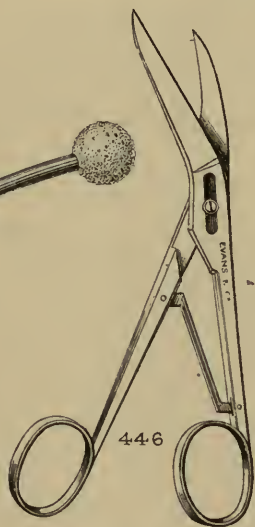
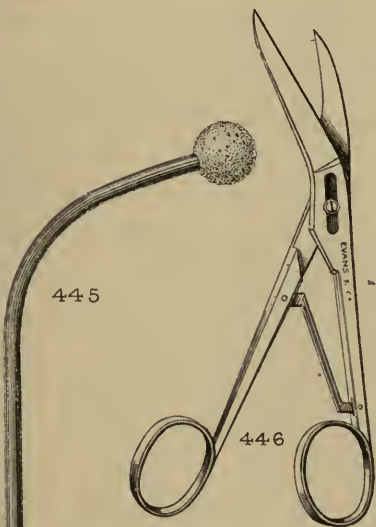


PLATE 46.

THROAT AND MOUTH INSTRUMENTS—CONTINUED.

- Fig. 444. Double Action Trachea Forceps. 18/
- „ 445. Throat Syringe, with Sponge. 30/
- „ 446. Harelip Scissors, with sliding action. 9/
- „ 447. Harelip Forceps, with Parallel action. 21/
- „ 448. Smith's Harelip Forceps. 17/
- „ 449. Throat Probang, with Spring End. 3/
- „ 450. Horse Hair Expanding Probang and Foreign Body
Extractor. 4/6

Capable of being used as a Probang, and on pulling the Nut at end of Handle, may be dilated as shewn by Dotted lines, and then used as an Extractor.

- „ 451. Lonsdale's Apparatus for Fractured Jaw. 53/
- „ 452. Brush for the Throat. 2/6
- „ 453. Dewar's American Harelip Apparatus. 21/
- „ 454. Throat Syringe, with Vulcanite Jet Tube and Graduated
Piston. 7/6


PLATE 47.

TRACHEOTOMY INSTRUMENTS.

- Fig. 455. Tracheotomy Tube Introducer. *3/8*
A. & B.—Durham's Lobster Tail Tracheotomy Tubes.
- „ 456. Tracheotomy Knife, made with single or double Edge. *2/*
- „ 457. Tracheotomy Tube—three sizes. *16/*
- „ 458. Double Tracheotomy Tube—various sizes. *16/*
- „ 459. Pollock's Double Tracheotomy Canula—different sizes. *16/*
- „ 460. Bivalve Tracheotomy Canula. *16/*
- „ 461. Improved Bivalve Tracheotomy Tube, with movable
Shield. *2/*
- * * * The above Tubes and Canulas admit of removal of the inner Tube,
without disturbing the outer one, and thus allow of removing mucus,
and prevent obstruction and unnecessary inconvenience to the patient.
- „ 462. Forceps for facilitating introduction of Tracheotomy Tubes. *2/*
- „ 463. Luer's Cross Action Trachea Forceps. *10/*
- „ 464. Delaborde's Improved Tracheotomy Forceps. *18/*
- „ 465. Tracheotome Forceps, with Cutting Blades. *17/*

EVANS & WORMULL, 31, STAMFORD STREET, LONDON.

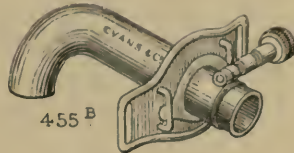
TRACHEOTOMY INSTRUMENTS.



455



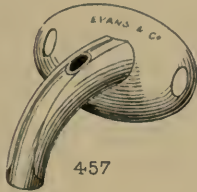
455 A



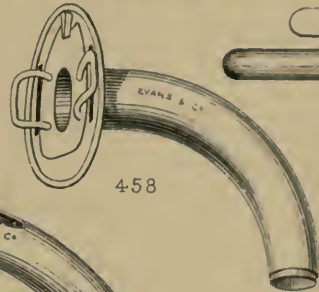
455 B



456



457



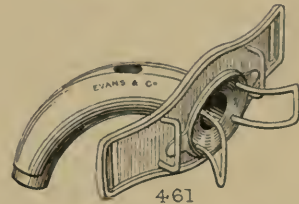
458




459




460



461



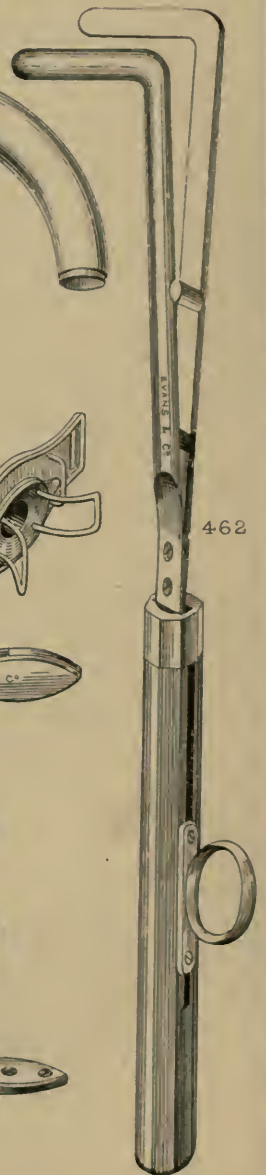
463



464



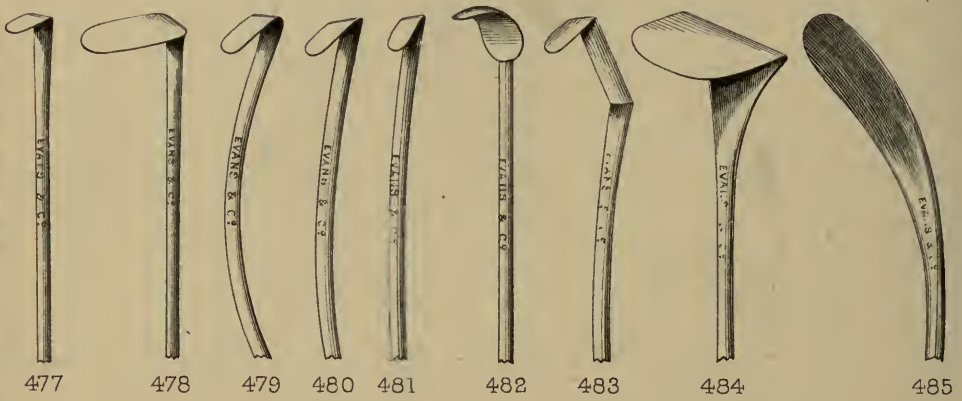
465



462

EVANS & WORMULL, 31, STAMFORD STREET, LONDON.

INSTRUMENTS FOR CLEFT PALATE. &c.



TENOTOMY KNIVES.

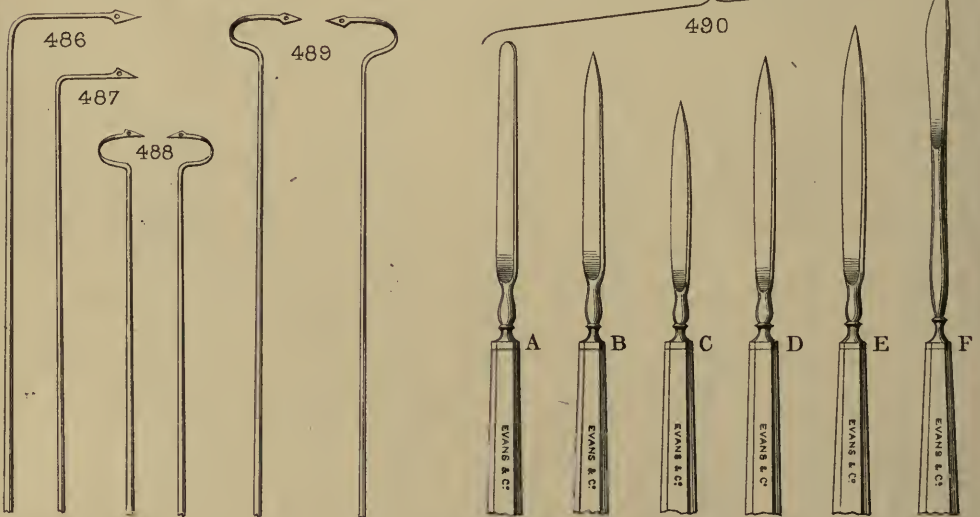


PLATE 48.

INSTRUMENTS FOR CLEFT PALATE, &c.

- Fig. 466 to 469. Sir W. Ferguson's Knives for Staphyloraphy Operations. *4/5*
- „ 470. Pollock's Curved Staphyloraphy Knife. *7/5*
- „ 471. Cleft Palate Knife. *7/5*
- „ 472. } Cleft Palate Knives, right and left. *7/5*
„ 473. }
- „ 474. } Sir W. Ferguson's Angular and Curved Palate Knives—various *7/5*
„ 475. } sizes.
- „ 476. Circular-shaped Lancet for Cleft Palate. *7/5*
- „ 477. Sir W. Ferguson's Small Staphyloraphy Knife. *7/5*
- „ 478. Sir W. Ferguson's Large Staphyloraphy Knife. *7/5*
- „ 479 to 481. Sir W. Ferguson's Curved Knives for Cleft Palate. *7/5*
- „ 482. Double Curved Knife for Cleft Palate. *7/5*
- „ 483. Double Edged Knife for Cleft Palate. *7/5*
- „ 484. Large size Semi-Circular Knife for Cleft Palate. *7/5*
- „ 485. Curved Knife for Cleft Palate. *7/5*
- „ 486 to 489. Staphyloraphy Needles of various Curves and sizes. *4/5*
- „ 490. Set of six Tenotomy Knives of various shape and size. *4/5*

PLATE 49.

DENTAL FORCEPS.

- Fig. 491. Forceps for Upper Molars. *8/6*
- „ 492 to 497. Forceps for Upper Stumps. *8/6*
- „ 498. Forceps for Lower Stumps. *8/6*
- „ 499. Forceps for Extracting Fragments. *8/6*
- „ 500. Straight Forceps for Upper Stumps. *8/6*
- „ 501. Curved Forceps for Upper Stumps. *8/6*
- „ 502. Lower Bicuspid Forceps. *8/6*
- „ 503. Upper Bicuspid Forceps. *8/6*
- „ 504. Upper Incisor and Bicuspid Forceps. *8/6*
- „ 505. Cutting Forceps for dividing Lower Fangs. *8/6*

EVANS & WORMULL, 31, STAMFORD STREET, LONDON.

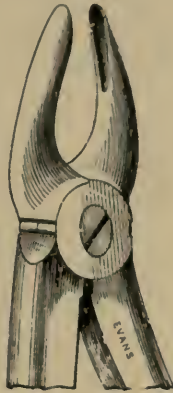
DENTAL FORCEPS.



491



492



493



494




495



496



497



498



499



500




501



502



503



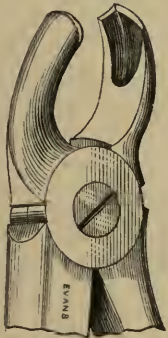
504



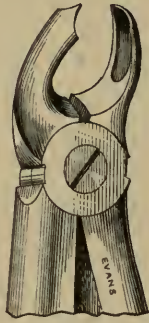
505

EVANS & WORMULL, 31, STAMFORD STREET, LONDON.

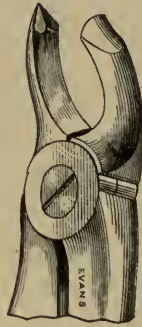
DENTAL FORCEPS. - cont^d



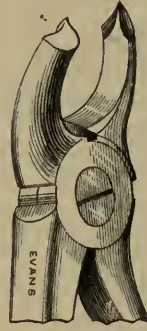
506



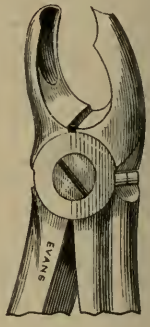
507



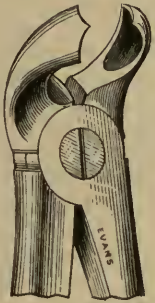
508



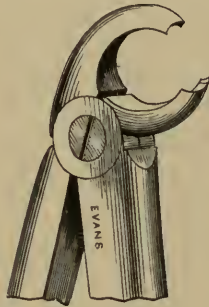
509



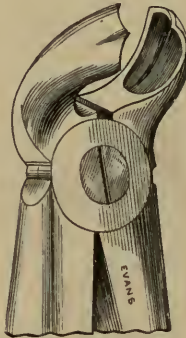
510



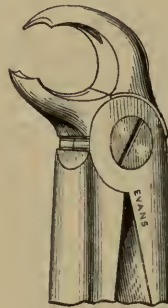
511



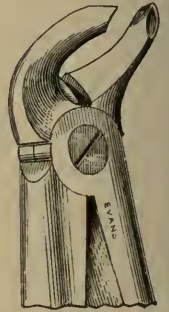
512



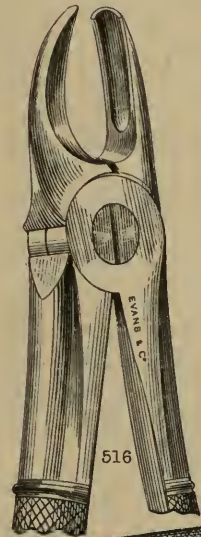
513



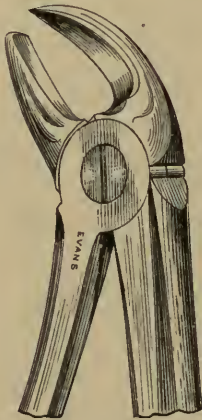
514



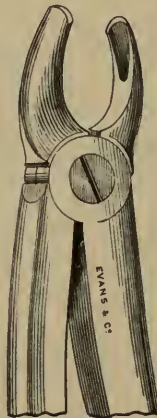
515



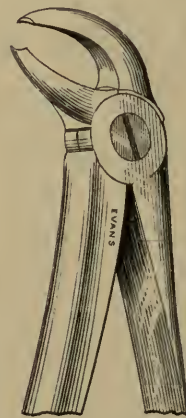
516



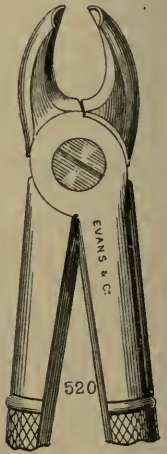
517



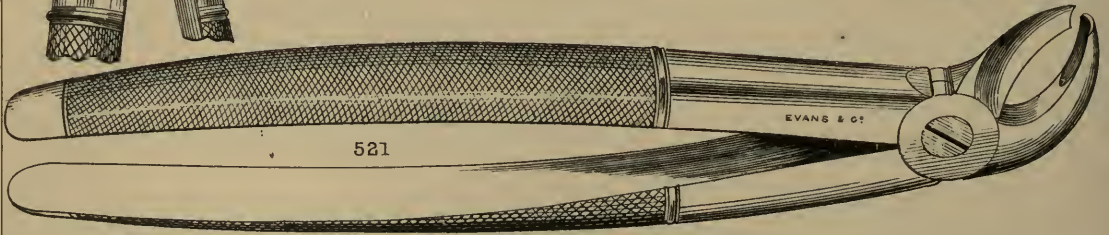
518



519



520



521

PLATE 50.

DENTAL FORCEPS—CONTINUED.

- Fig. 506. Forceps for Upper Molars, right. *8/6*
- „ 507. Forceps for Upper Molars, left. *8/6*
- „ 508. Forceps for Upper Molar Stumps, right. *8/6*
- „ 509. } Forceps for Upper Molar Stumps, left. *8/6*
- „ 510. }
- „ 511. Forceps for Upper Molars, right. *3/6*
- „ 512 } Forceps for Lower Molars. *8/6*
- „ to }
- „ 514. }
- „ 515. Forceps for Molar Stumps. *8/6*
- „ 516. } Forceps for Irregular Teeth. *8/6*
- „ 517. }
- „ 518. Forceps for Upper Bicuspid. *8/6*
- „ 519. Forceps for Lower Bicuspid. *8/6*
- „ 520. Forceps for Upper Temporary Molars. *8/6*
- „ 521. Forceps for Lower Incisors and Canines. *8/6*

PLATE 51.

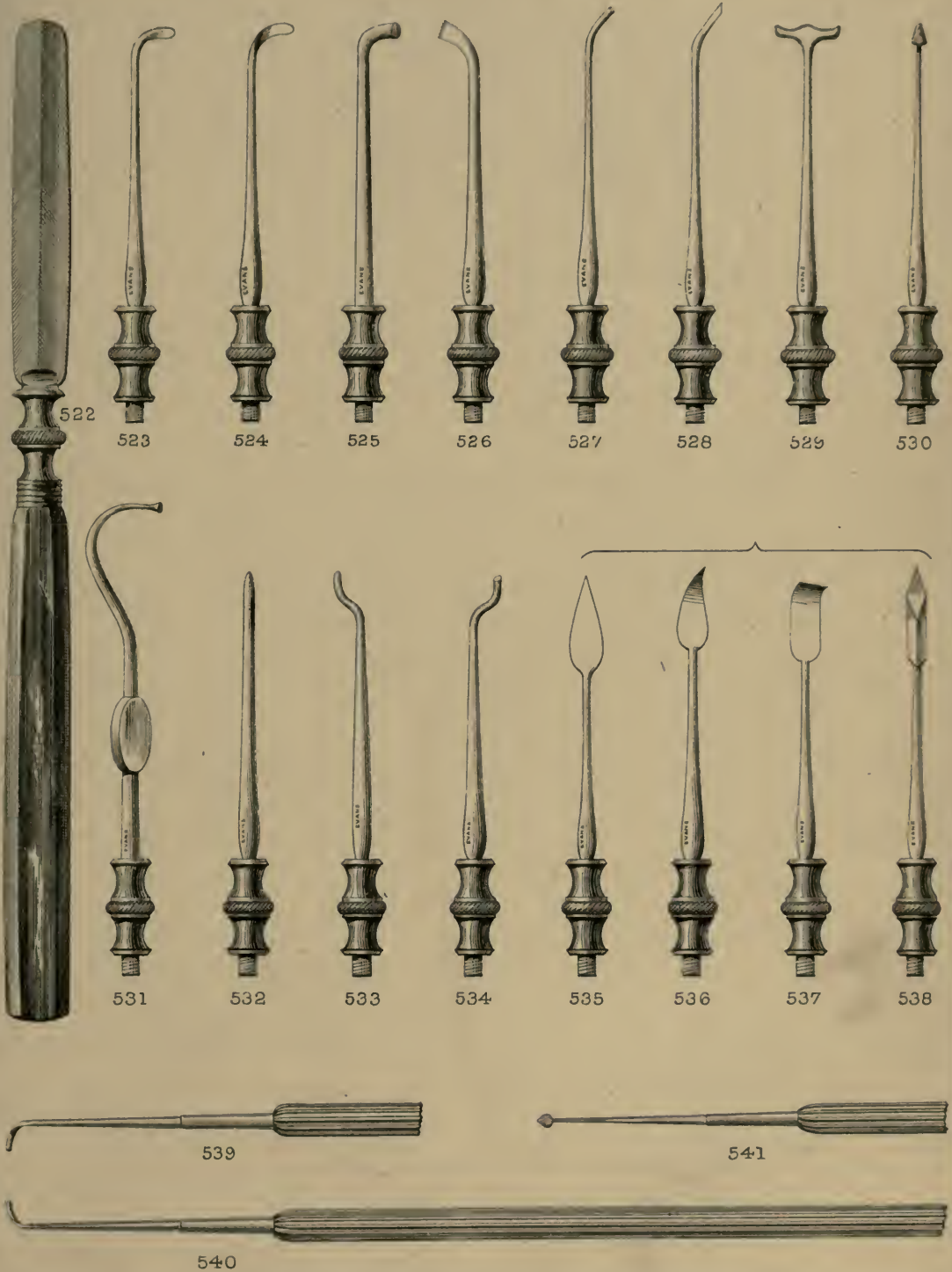
DENTAL SCALING AND STOPPING INSTRUMENTS.

- Fig. 522. Fine File, fitting into Screw Handle. *2/9*
- „ 523. } Curved Excavators, right and left. *2/9*
- „ 524. }
- „ 525. Stopping Instrument. *2/9*
- „ 526. Excavator. *2/9*
- „ 527. Stopping Instruments. *2/9*
- „ 528. Scaling Instrument. *2/9*
- „ 529. Double Stopping Instrument. *2/9*
- „ 530. Rosehead Drill. *2/9*
- „ 531. Stopping Instrument—three sizes. *2/9*
- „ 532. Scaling Instrument. *2/9*
- „ 533. } Curved Stopping Instruments, right and left. *2/9*
- „ 534. }
- „ 535. Straight Spear-shaped Scaling Instrument. *2/9*
- „ 536. Curved Spear-shaped Scaling Instrument. *2/9*
- „ 537. Curved Broad-edged Scaling Instrument. *2/9*
- „ 538. Sharp Pointed Triangular Scaler. *2/9*
- „ 539. } Excavators, right and left. *1/6*
- „ 540. }
- „ 541. Straight Pear-shaped Drill. *1/6*

The above Instruments, 522 to 538, are made to fit the same handle, or in fixed handles.

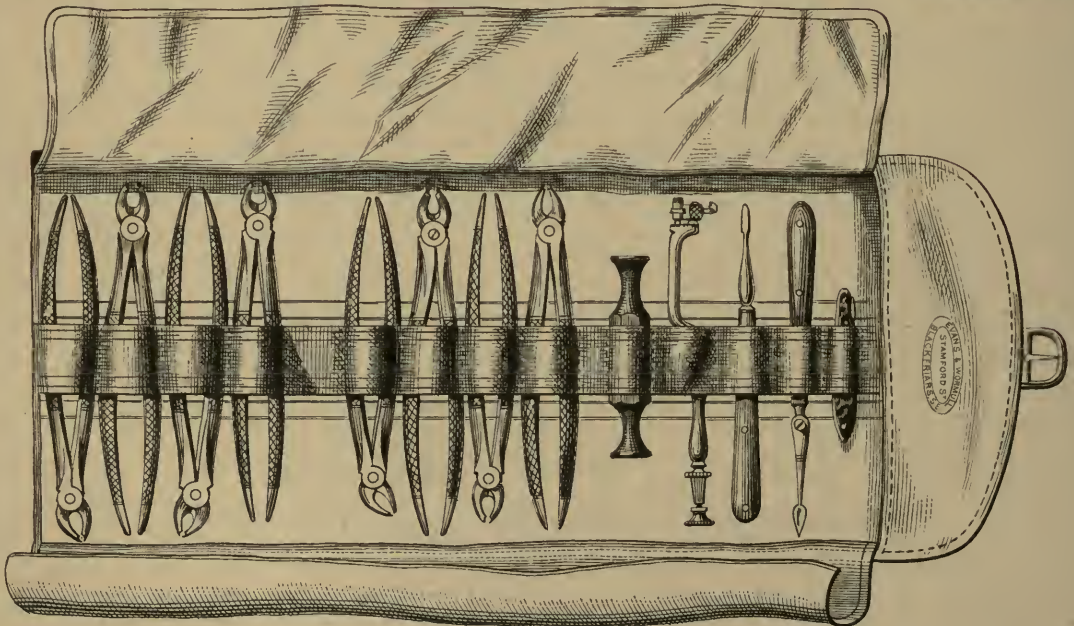
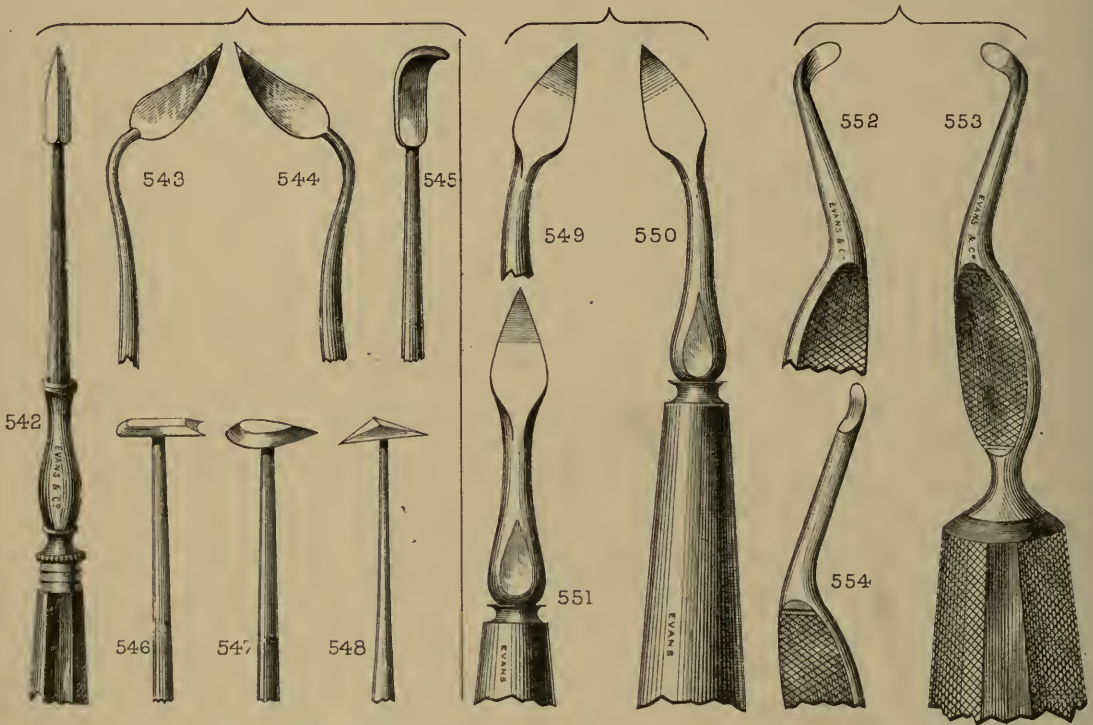
EVANS & WORMULL, 31, STAMFORD STREET, LONDON.

DENTAL SCALING AND STOPPING INSTRUMENTS.



EVANS & WORMULL, 31, STAMFORD STREET, LONDON.

DENTAL INSTRUMENTS. — contin.^d



555

PLATE 52.

DENTAL INSTRUMENTS—CONTINUED.

- Fig. 542 to 548. Scalers of various Shapes. *4/6*
- „ 549. }
„ 550. } Saunders's Curved Elevators, right and left. *4/-*
- „ 551. Saunders's Straight Elevators. *4/-*
- „ 552. }
„ 553. } Thomson's Stump Elevators, right and left. *9/-*
- „ 554. Thomson's Straight Elevators. *9/-*
- „ 555. Dental Pocket Pouch—Contents: *£5.17.0*

For the Upper Permanent Teeth.

Incisors, Canines and Bicuspid.
First and Second Molars, right.
First and Second Molars, left.
Third Molar.

For the Lower Permanent Teeth.

Incisors, Canines and Bicuspid.
First, Second and Third Molars.
Straight }
Bent } Stumps.

For Temporary Teeth.

Upper and Lower Incisors.
Upper Molars.
Lower Molars.

Tooth Key and three Claws.
Elevator in Handle.
Five Elevators to fit Handle.
Gum Lancet.
Straight Elevator.

PLATE 53.

ABDOMINAL INSTRUMENTS, TROCARS, &C.

- Fig. 556. Portable Set of Trocars, fitting same Handle, for Exploring, Hydrocele and Ascites. *22/*
- „ 557. Cock's Set of Trocars. *9/6 12 8/6*
(The large Trocar and Canula for Paracentesis Thoracis.)
- „ 558. Trocars with Canula, with Side Branch, for Tapping the Chest.
18/ 25/ 30/
(Larger sizes are also shewn for Ascites.)
- „ 559. Exploring Trocar and Canula. In Ivory Case. *7/*
- „ 560. Improved Trocar and Canula, with Stop-cock, for Paracentesis Thoracis. *16/-*
- „ 561. Spencer Wells's Ovariotomy Trocar, with Clamp and Cautery Irons. In Case. *53/*
- „ 562. Curved Trocar and Canula, for puncturing the Bladder per Rectum. *12/6*
- „ 563. Ferguson's Hydrocele Syringe, for using with Trocar. *7/*
- „ 564. Hutchinson's Ovariotomy Trocar and Canula. *28/*

EVANS & WORMULL, 31, STAMFORD STREET, LONDON.

ABDOMINAL INSTRUMENTS. TROCARS. &c.

556

558

557

559


561

560

562

563

564



EVANS & WORMULL, 31, STAMFORD STREET, LONDON.

INSTRUMENTS FOR THE RECTUM. &c.

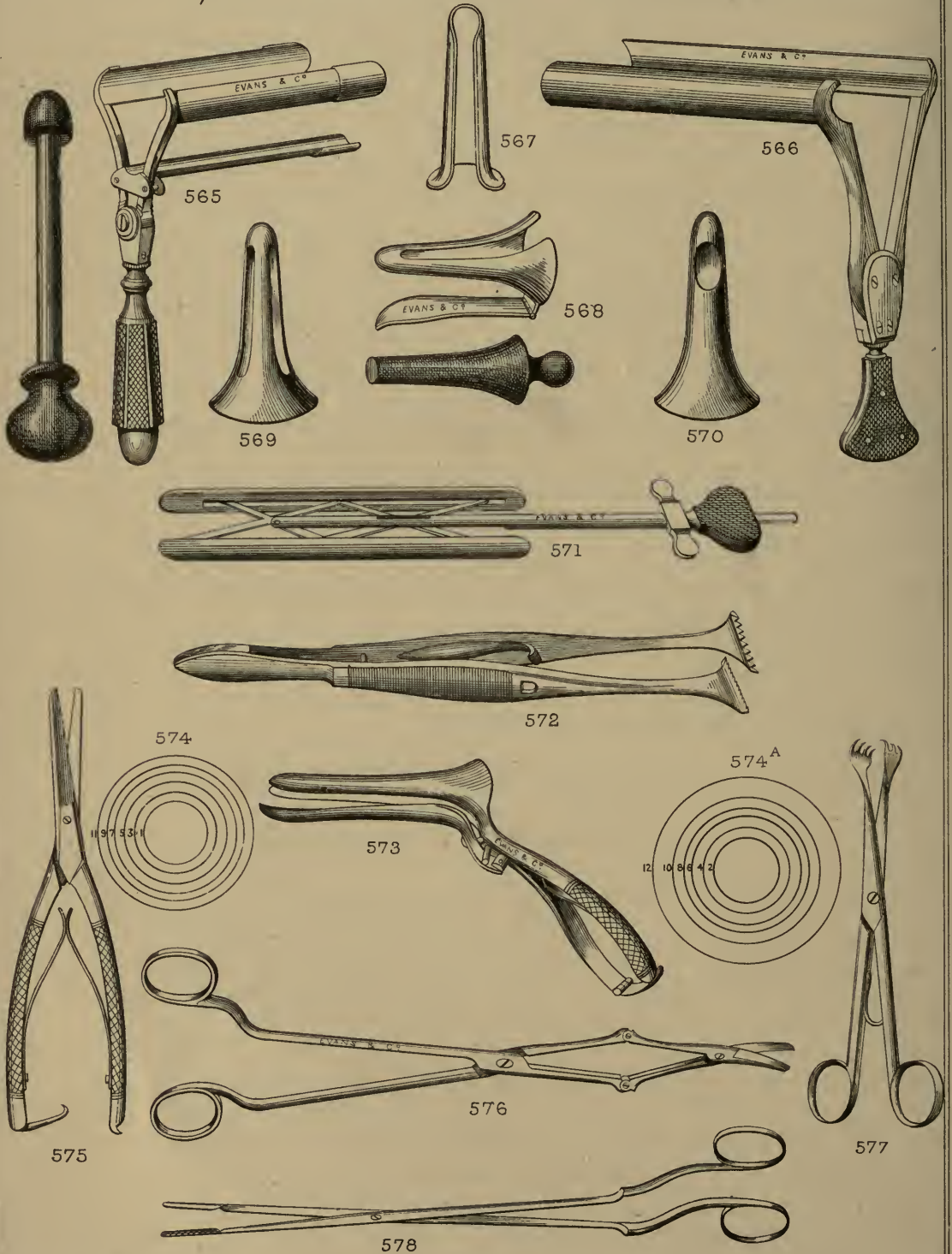


PLATE 54.

INSTRUMENTS FOR THE RECTUM, &c.

- Fig. 565. Three-Bladed Speculum for the Rectum, with Plug for facilitating Introduction. *50/-*
- „ 566. Two-Bladed or Bilateral Speculum, for ditto. *35/-*
- „ 567. Ferguson's Speculum Ani—three sizes. *4/5*
- „ 568. Hilton's Rectum Speculum, with narrow opening and folding handle. *10/-*
- „ 569. Ferguson's Speculum Ani, with three long narrow openings. *12/-*
- „ 570. Ferguson's Speculum Ani, with oval opening. *12/-*
- „ 571. Todd's Rectum Dilator. *38/-*
- „ 572. Hæmorrhoid Forceps, with Rack Catch for fixing. *10/6*
- „ 573. Lane's Three-Bladed Rectum Speculum. *57/-*
- „ 574 & 574a. Rectum Bougies, sizes 1 to 6, and 7 to 12. *3/6*
- „ 575. Salmon's Spring Fistula and Pile Scissors. *10/-*
- „ 576. Improved Cross-action Speculum Scissors. *25/-*
- „ 577. Curling's Vulsellum for Hæmorrhoids. *12/-*
- „ 578. Wright's Improved Speculum Forceps for applying Dressings through Speculum to Os Uteri. *9/6*

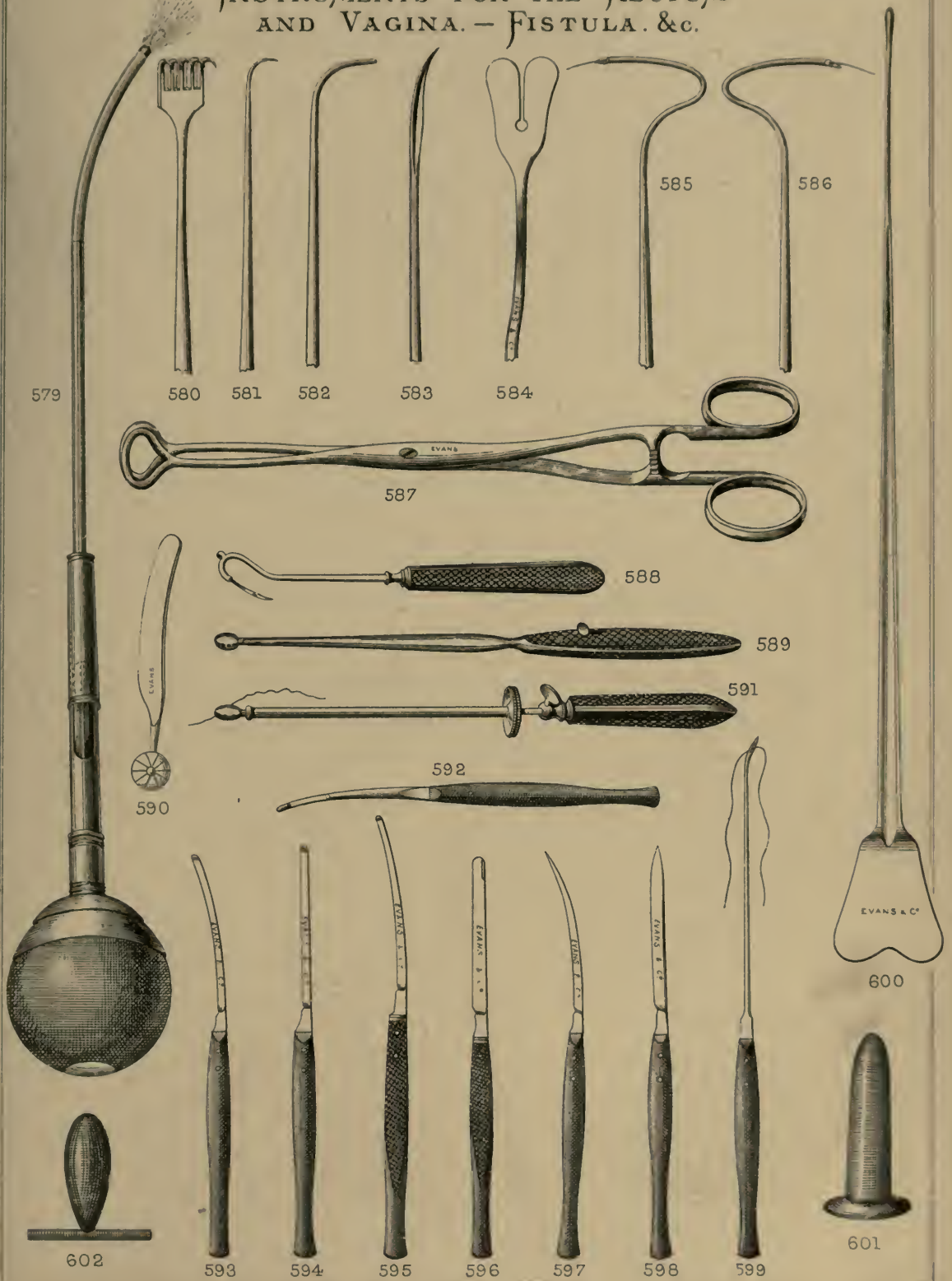
PLATE 55.

INSTRUMENTS FOR THE RECTUM AND
VAGINA, FISTULA, &c.

- Fig. 579. Clay's Uterine Insufflator. *2/6*
 ,, 580. Salmon's Pile Hook. *1/6*
 ,, 581. Simple Hæmorrhoid Hook. *5/6*
 ,, 582. Angular Wire Adjuster for Fistula. *5/6*
 ,, 583. Hæmorrhoid Needle for passing Wire. *3/6*
 ,, 584. Sims's Wire Adjuster for Fistula. *5/6*
 ,, 585. } Simpson's Tubular Needles for Wire, &c., right and left—
 ,, 586. } various shapes and sizes. *8/6*
 ,, 587. Fenestrated Tumour Forceps, with Catch fastening. *13/*
 ,, 588. Ashton's Needle for Ligature. *14/*
 ,, 589. } Sims's Urethrotome and Holder for Scarifying the
 ,, 590. } Cervix Uteri. *18/*
 ,, 591. Needle Holder for Vaginal Fistula. *14/*
 ,, 592. Hernia Knife. *3/6*
 ,, 593. Curved Blunt Pointed Fistula Bistoury. *4/6*
 ,, 594. Straight Blunt Pointed Fistula Bistoury. *4/6*
 ,, 595. Long Curved Blunt Pointed Fistula Bistoury. *4/6*
 ,, 596. Single Edge Broad Pointed Bistoury. *4/6*
 ,, 597. Curved Sharp Pointed Fistula Bistoury. *4/6*
 ,, 598. Straight Sharp Pointed Fistula Bistoury. *4/6*
 ,, 599. Needle for Vaginal Fistula. *5/6*
 ,, 600. Long Fistula Probe and Director. *7/6*
 ,, 601. Vulcanite Rectum Plug for Prolapsus. *3/6*
 ,, 602. Anal Plug with Shield for Prolapsus, &c. *3/6*

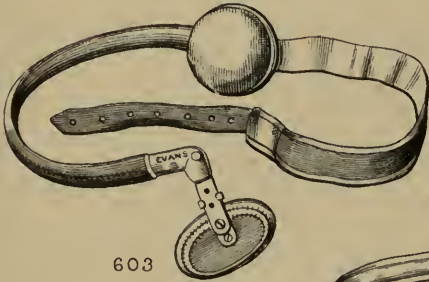
EVANS & WORMULL, 31, STAMFORD STREET, LONDON.

INSTRUMENTS FOR THE RECTUM AND VAGINA. - FISTULA. &c.

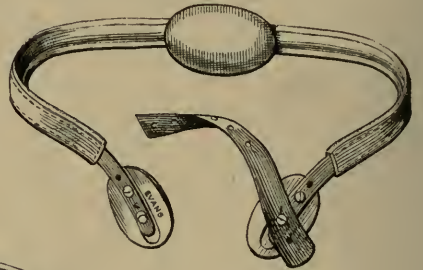


EVANS & WORMULL, 31, STAMFORD STREET, LONDON.

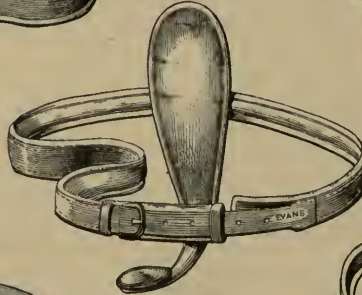
TRUSSES.



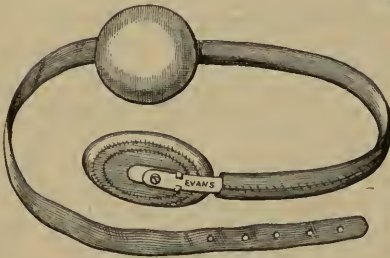
603



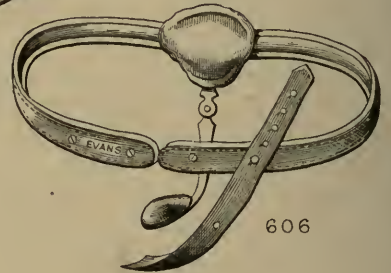
604



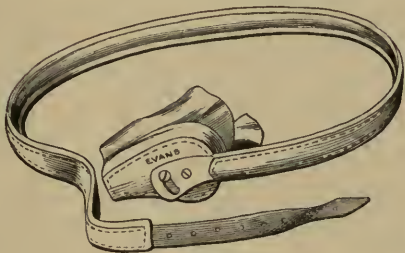
605




607



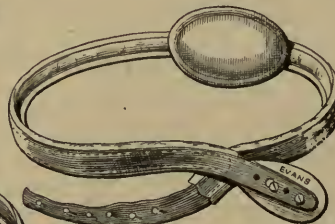
606



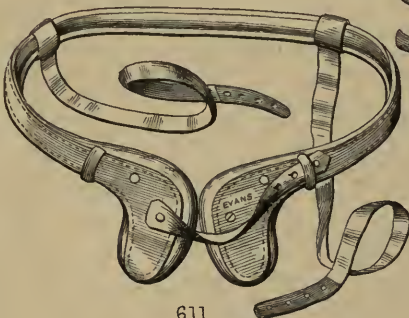
608



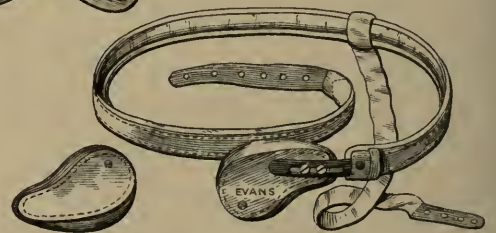
609



610



611



612

PLATE 56.

TRUSSES.

- Fig. 603. Single Femoral Truss, with Ball and Socket-action. *7/6*
- „ 604. Dartnell's Double Truss. *12/*
- „ 605. Prolapsus Ani Truss, with fixed Pad. *30/*
- „ 606. Prolapsus Ani Truss, with movable Spring Pad and Side Tape. *42/*
- „ 607. Salmon and Ody's Single Truss. *9/6*
- „ 608. L'Estrange's Spring Pad Truss, single and double. *21/*
- „ 609. Evans and Wormull's Screw Regulation Truss, single and double. *25/*
- „ 610. Dartnell's Single Truss. *9/*
- „ 611. Circular Double Truss, with large Pad for Inguinal Hernia. *13/*
- „ 612. Evans and Wormull's Reversible Truss, with sliding Pad. *10/*

PLATE 57.

TRUSSES—CONTD. ELASTIC BANDAGES, &c.

- Fig. 613. Umbilical Truss. *25/*
 „ 614. Single Truss, with movable and sliding Pad. *15/*
 „ 615. Double Circular Sliding Truss. *13/*
 „ 616. Moc Main Truss, reversible from right to left. *12/*
 „ 617. Ordinary Single Circular Truss. *6/6*
 „ 618. Surgeon-Major Fitzgerald's Surgical Dressing Basins. *68/*

The Curves of the sides of these Basins have been moulded on the living figure, and adapted for the various parts of the body, for washing wounds, sores, &c., without risk of wetting other parts, bedding or clothing.

- „ 619. Three-quarter Elastic Stocking, made in Cotton and Silk. *5/12 9/*
 „ 620. Elastic Knee-Cap and Sock. *3/9 8/5 1/3*
 „ 621. Abdominal Belt. *18/ 15 3 5/*
 „ 622. Three-quarter Lace Stocking. *7/6 12/*
 „ 623. Stocking and Thigh Piece, made in Silk and Cotton. *12/ 4 25/*

EVANS & WORMULL, 31, STAMFORD STREET, LONDON.

TRUSSES. (contin'd) — ELASTIC BANDAGES. &c.



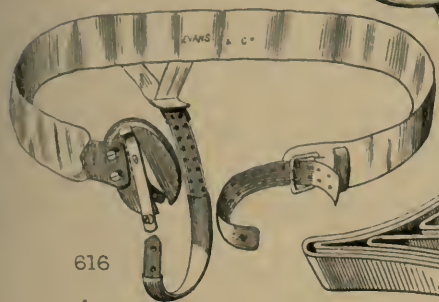
613



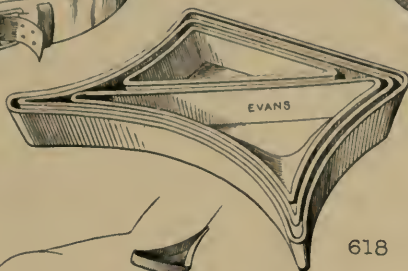
614



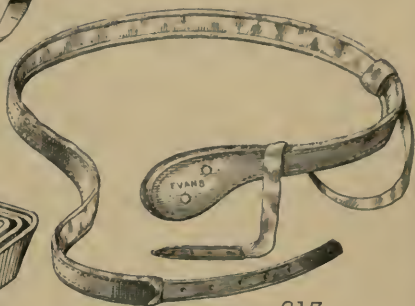
615



616



618



617



619

620



621



622



623

EVANS & WORMULL, 31, STAMFORD STREET, LONDON.

LITHOTOMY INSTRUMENTS.

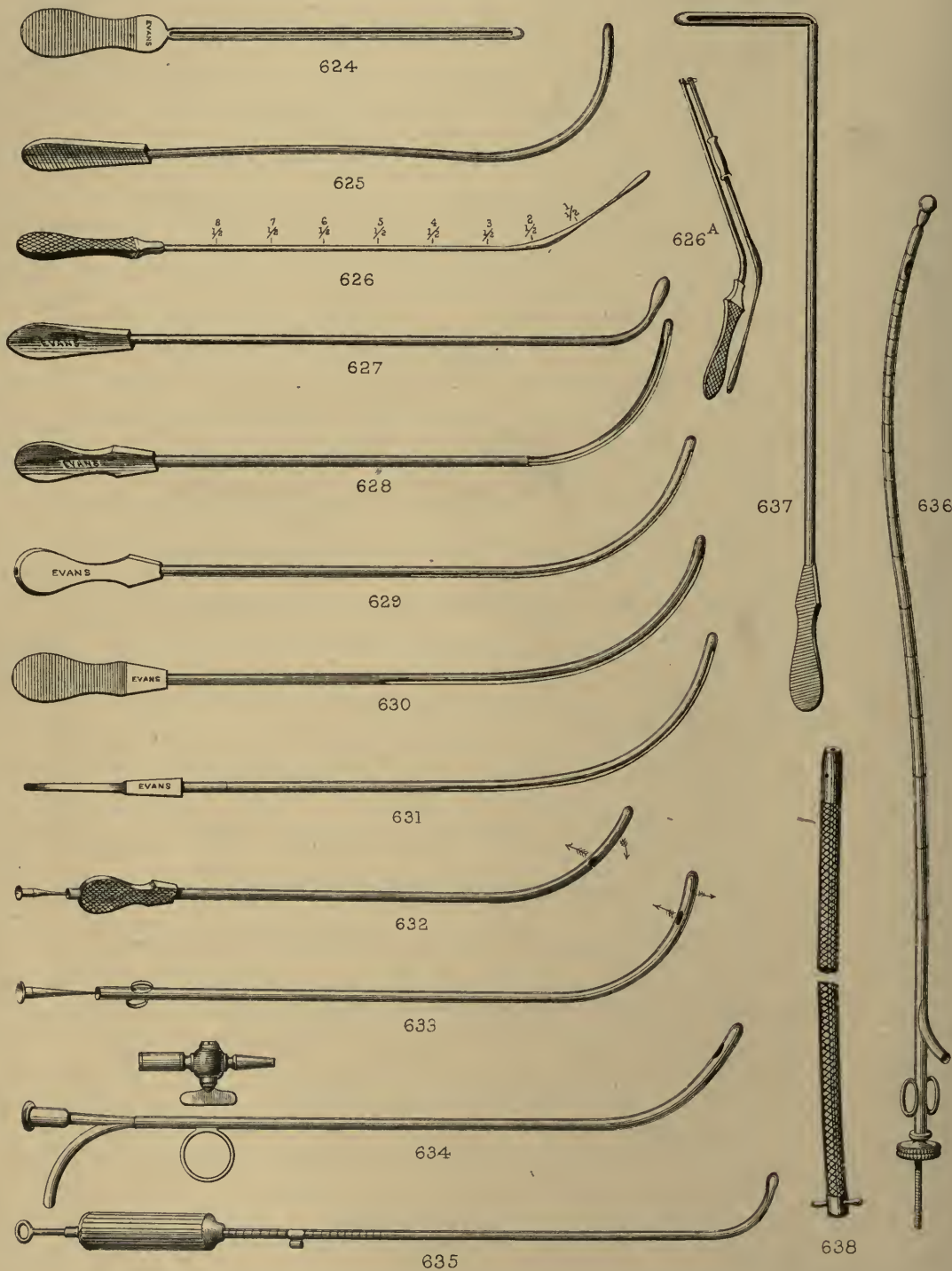


PLATE 58.

LITHOTOMY INSTRUMENTS.

- Fig. 624. Female Staff. *5/*
,, 625. Liston's Steel Sound. *3/6*
,, 626. Simpson's Uterine Sound. *7/*
,, 626a. Simpson's Uterine Sound, folded for the pocket. *10/*
,, 627. Ferguson's Searcher. *5/*
,, 628. Syme's Staff for dividing Stricture of the Urethra. *9/6*
,, 629. Hollow Sound. *8/*
,, 630. Steel Staff, grooved on the back. *5/6*
,, 631. Liston's Staff, with side groove. *5/6*
,, 632. Brodie's Catheter. *9/6 to 14/6*
,, 633. Ordinary Catheter. *5/6*
,, 634. Brodie's Double Channel Catheter, with Stop Cock. *30/*
,, 635. Sir Henry Thompson's Hollow Sound. *11/8*
,, 636. Sayre's Vertebrated Silver Probe. *45/*
,, 637. Buchanan's Rectangular Staff. *7/8*
,, 638. Lithotomy Tube. *4/*


PLATE 59.

LITHOTOMY INSTRUMENTS—CONTINUED.

- Fig. 639. Spring Urethra Forceps. *24/*
- „ 640. Ordinary Urethra Forceps. *8/6*
- „ 641. Webber's Lithotomy Knife. *15/*
- „ 642. Ferguson's Lithotomy Knife. *5/6*
- „ 643. Brodie's Lithotomy Knife. *4/6*
- „ 644. Liston's Lithotomy Knife. *4/6*
- „ 645. Key's Lithotomy Knife. *4/8*
- „ 646. Bladder Syringe, with Stop-cock. *24/*
- „ 647. Civiale's Urethrotome. *15/*
- „ 648. Ferguson's Cross-action Lithotomy Forceps—various sizes. *10/6*
- „ 649. Ferguson's Straight do. do. various sizes. *10/6*
- „ 650. Curved Lithotomy Forceps—various sizes. *10/6*
- „ 651. Lithotomy Gorget. *7/6*
- „ 652. Liston's Double Scoop. *9/6*

EVANS & WORMULL, 31, STAMFORD STREET, LONDON.

LITHOTOMY INSTRUMENTS. — contin^d



639



640



641



642



643



644



645



648



649




646



647



650



651



652

EVANS & WORMULL, 31, STAMFORD STREET, LONDON.

LITHOTRITES.




PLATE 60.

LITHOTRITES.

Fig. 653. Civiale's Lithotrite. *907*

By turning the Revolving Cap the Male and Female Screw are readily detached from each other.

„ 654. Improved Lithotrite. *1057*

The Screw power of this Instrument is readily released from the male blade by sliding the Collar upwards.

The change from the Screw to the sliding motion can be effected by pressing the thumb or finger upon the button. This Instrument admits of a firm hold, and also of the most delicate manipulation, and produces little motion or concussion.

„ 655. Urethra Forceps for Extracting fragments. *357*

„ 656. Brodie's Lithotrite. *987*

Capable of being used with or without handle, or the handle can be fixed in any position by means of the small Screw.

„ 657. Weiss's Lithotrite. *907*

Furnishes Percussion and Screw power at discretion.


PLATE 61.

LITHOTRITES—CONTINUED.

- Fig. 658. Sir Henry Thompson's Lithotrite. *1207*
- „ 659. Canula Forceps for removing small Calculi or Fragments from the Urethra, made with Curved and Straight Blades.
- „ 660. Rack and Pinion Lithotrite. *1057*
The Handle with its Pinion extremity, fits into and can be held in a Socket as desired.
- „ 661. Sliding Scoop, to fit on Syringe for washing out the Bladder. *457*
- „ 662. Ferguson's Lithotrite, with Rack and Pinion. *907*
- „ 663. Clover's Debris Extractor, for removing small Fragments by Suction. *357*
The Catheter with Stylette being introduced, the Stylette is then withdrawn. The India Rubber Bottle filled with warm water is plugged on the Catheter, and by alternative pressure of the Bottle by the hand and the suction power of the Bottle on release of pressure, the fragments are drawn into the glass cylinder.
- „ 664. Lithotrite, with Shifting Action, can be used with or without Screw. *1157*

EVANS & WORMULL, 31, STAMFORD STREET, LONDON

LITHOTRITES. — contin^d



658

659

660

661

662

663

664

EVANS & WORMULL, 31, STAMFORD STREET, LONDON.

STRICTURE INSTRUMENTS.

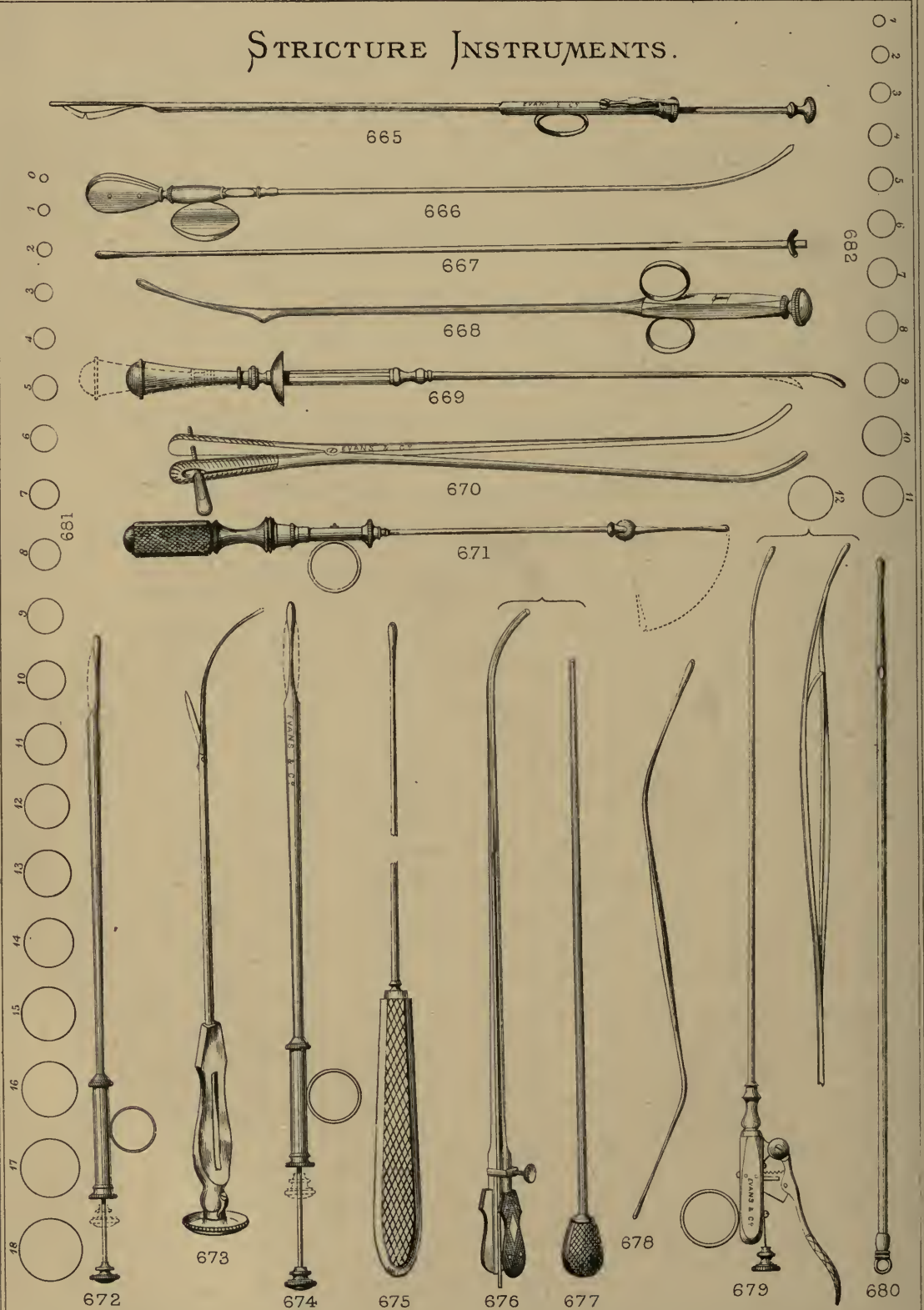


PLATE 62.

STRICTURE INSTRUMENTS.

- Fig. 665. Trélat's Stricture Instrument, with Jointed Blade. 42/
- „ 666. Sir Henry Thompson's Stricture Dilator. 35/
- „ 667. Marion Sims's Flexible Uterine Sound.
- „ 668. Priestley's Uterine Dilator. 42/
- „ 669. Single Blade Urethrotome, with Spring Action. 35/
- „ 670. Sir James Simpson's Uterine Dilator. 18/
- „ 671. Marion Sims's Uterine Probe, with Ball Movement and
Spring to fix it at any angle. 24/
- „ 672. Single Blade Urethrotome. 35/
- „ 673. Improved Urethrotome, with Screw Action. 37/
- „ 674. Double Blade Urethrotome. 42/
- „ 675. Marion Sims's Uterine Sound. 5/5
- „ 676. Holt's Stricture Dilator. Has Dilators of various size. 50/
- „ 677. Holt's Dilator Stilette.
- „ 678. Aveling's Double Sound. 5/
- „ 679. Evans and Wormull's Improved Stricture Dilator, with
Rack Movement. 65/
- „ 680. Catheter à Boule. 1/5
- „ 681. French Bougie Gauge.
- „ 682. English Bougie Gauge.

PLATE 63.

FRACTURE APPARATUS AND SPLINTS.


- Fig. 683. Cline's Arm Splints. *8/6*
- „ 684. H. Greenway's Fracture Splint and Cradle. *7/0*
- „ 685. Cline's Thigh Splints. *1/1*
- „ 686. Wood's Elbow Splint, with Adjusting Screw. *12/6*
- „ 687. Barnes's Improved Double Inclined Plane, with Regulating
Screws for Knee Joint, Foot Pieces, &c. *5/3*
- „ 688. Portable Button Splint. *4/6*
- „ 689. Perforated Metallic Arm Splint. *13/1*
- „ 690. Skipton's Interrupted Splint. *8/6*
- „ 691. Sayre's Extension Splint, for Disease of the Hip Joint.
Right and left. *5/0*
- „ 692. Salter's Fracture Cradle. *42/1*
- „ 692a. Shews the Cradle folded up.

EVANS & WORMULL, 31, STAMFORD STREET, LONDON.

FRACTURE APPARATUS AND SPLINTS.



683



684



685



686



687



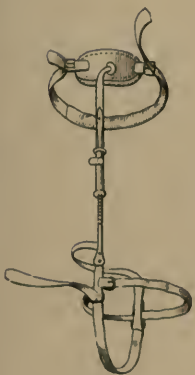
688



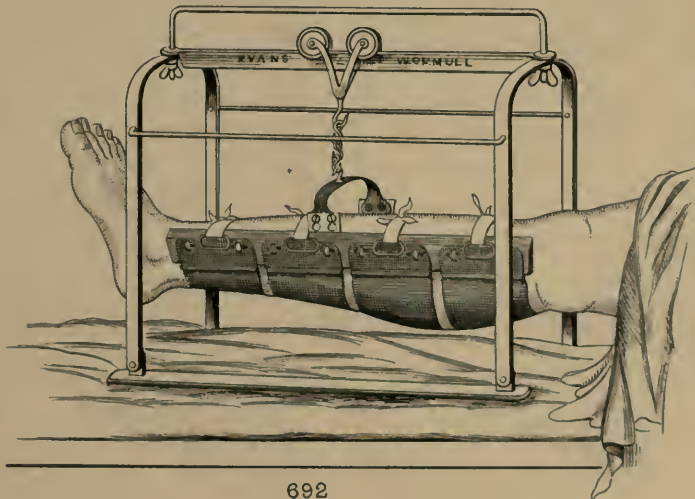
689



690



691



692



692^A

EVANS & WORMULL, 31, STAMFORD STREET, LONDON.

FRACTURE SPLINTS. — contin^d.



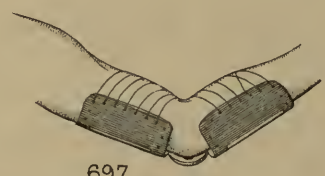
694




693



696



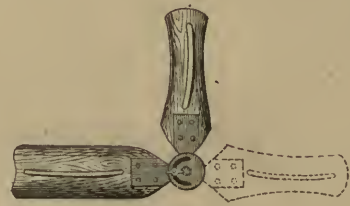
697



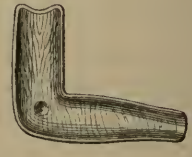
695



698




699



700



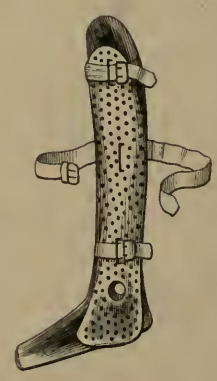
705



701



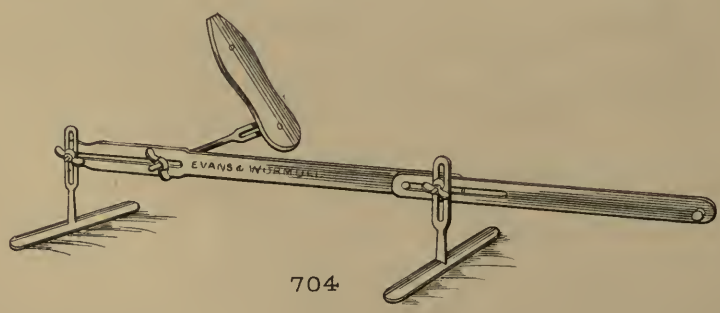
702



703



706



704

PLATE 64.

FRACTURE SPLINTS—CONTINUED.

- Fig. 693. Busk's Thigh Splint. *18/*
- „ 694. Pemberton's Hand Splint. *9/*
- „ 695. Hollow Hand Splint. *9/*
- „ 696. Interrupted Elbow Splint, with Adjusting Screw. *7/*
- „ 697. Japanned Jointed Elbow Splint, with Circular Joint. *7/5*
- „ 698. Perforated Metallic Elbow Splint—three sizes. *22/*
- „ 699. Hinged Elbow Wood Splint, with set Screw. *8/5*
- „ 700. Angular Arm Wood Splint. Right and left. *7/*
- „ 701. Cline's Leg Wire Splint—three sizes. Right and left. *42/*
- „ 702. Cline's Leg Wood Splint do. do. *33/*
- „ 703. Cline's Leg Perforated Zinc Splint—three sizes. *42/*
- „ 704. Ferguson's Leg Splint, with Extension and Foot movements. *25/*
- „ 705. Liston's Jointed Thigh Splint. *10/6*
- „ 706. Liston's Long Splint, with Roller—three sizes. *7/6*

PLATE 65.

MOFFITT'S SPLINTS AND POUCH.

Fig. 707. Moffitt's Splints for Fore Arm. 57

„ 708. Moffitt's Splints for Upper Arm. 57

After extension and proper adjustment of the fractured limb and dressings as may be necessary, the Elbow should be bent to a right angle, and afterwards the short splint placed on the inside and the long one on the back of the Fore-arm or the outside of the Upper Arm, and the straps then buckled sufficiently tight to prevent motion of the parts. Then place the hand and Fore-arm across the Chest and support with the lesser for the Upper Arm and larger Arm Sling for the Fore-arm.

„ 709. Moffitt's Splints for Thigh. 77

After extension and adaptation of the limb and dressings as may be necessary, the short splint should be placed on the inside close up to the Perineum and the long splint on the outside, and then the straps buckled, one just below the Knee, the upper one round the Hips, and the two middle ones round the Thigh.

„ 710. Moffitt's Leg Splints. 77

After extension, adaptation and dressing as may be necessary, the short splint should be placed on the inside, the long one on the outside of the limb, and the straps buckled. The lower one in figure of 8 form round the Foot and lower ends of the splints.

„ 711. Moffitt's Field Pouch. 28

„ 712. Improved Fracture Box and Cradle. 127

The Box which holds the Leg being supported from a horizontal bar.

„ 713. Hand and Arm Splint for Fractured Phalanges, &c.

Various sizes. Right and left.

EVANS & WORMULL, 31, STAMFORD STREET, LONDON.

MOFFITT'S SPLINTS AND POUCH.



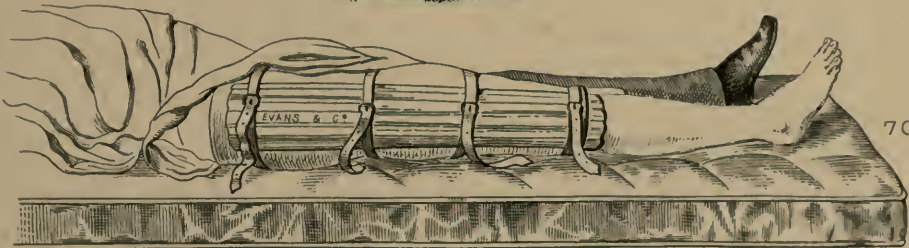
707




711



708



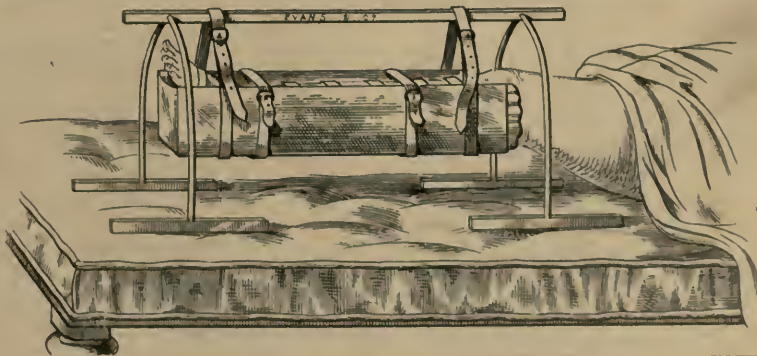
709



710



713



712

EVANS & WORMULL, 31, STAMFORD STREET, LONDON.

INSTRUMENTS FOR DEFORMITIES. &c.

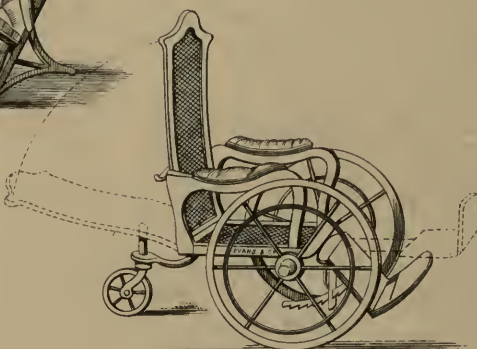

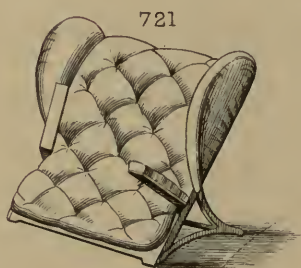
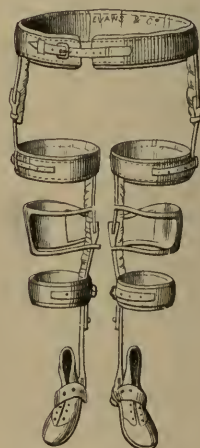
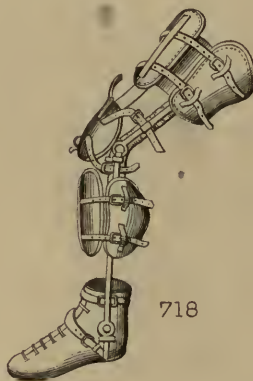
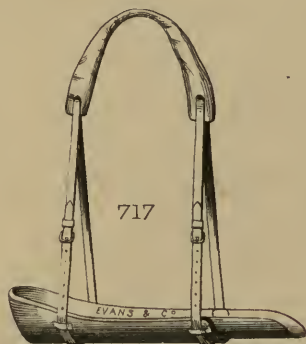
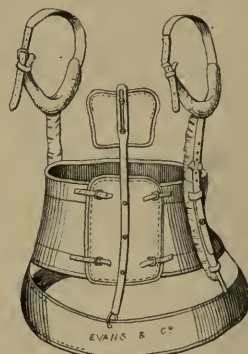
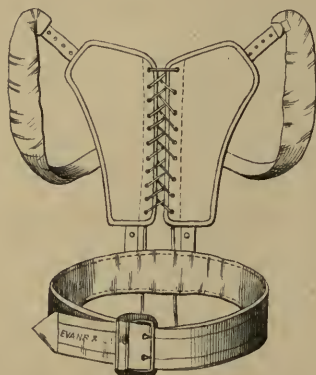
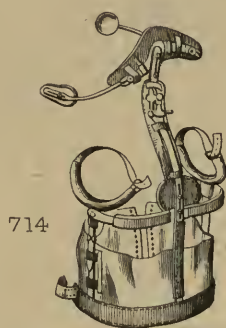


PLATE 66.

INSTRUMENTS FOR DEFORMITIES, &c.

Fig. 714. Apparatus for Torticollis or Wry Neck. *£14-10-0*
The degree of support and motion afforded being regulated by Rack and Pinion movements.

„ 715. Brasdor's Apparatus for Fractured Clavicle. *42/ 10 03/*

„ 716. Spinal Apparatus for Inward Curvature. *40/ 10 11 0/*
The Lateral Stems passing upwards from the Pelvic Band afford the support which prevents aggravation of the disease.

„ 717. Arm Sling, with Elbow End. *8/5*

„ 718. Apparatus for Contracted Knee, with Rack movement for gradual extension. *50/ 10 9 0/*

„ 719. Apparatus for Bow Legs, with Waist Belt. *105/ 10 2 10/*

„ 720. Leather Knee Cap for Fractured Patella. *2/1*

„ 721. Head Rest, with regulating Rack, for use of Invalids in Bed. *47/*

„ 722. Invalid Chair, with Rack movement for regulating Position. *£15 15/ 20*

„ 723. Self-propelling Invalid Chair. *£15 10/ 26*
The Dotted Lines are intended to shew how it may be adapted for the horizontal or sitting position.

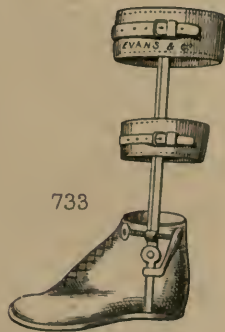
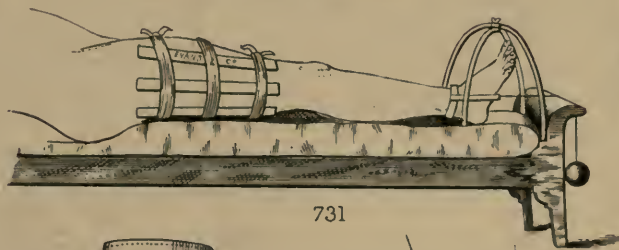

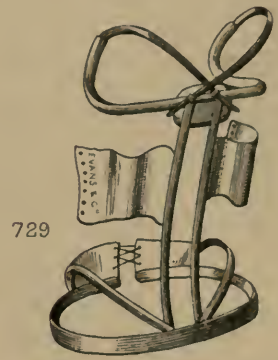
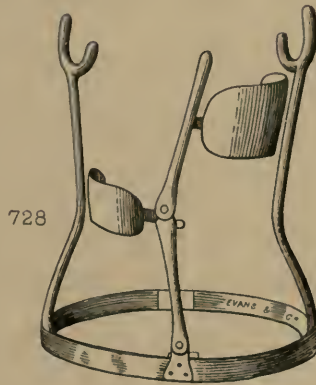
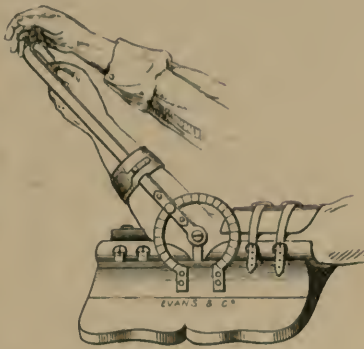
PLATE 67.

INSTRUMENTS FOR DEFORMITIES, &C.—CONTD.

- Fig. 724. India Rubber Cap, for applying Cold Water or Ice to the Head. *7/6*
- „ 725. Bonnet's Instrument for Contracted Elbow Joint. *35/ 230/*
- „ 726. Apparatus for Dislocation of the Clavicle. *27/*
- „ 727. Apparatus for Single Lateral Curvature of the Spine. *65/ 280/*
- „ 728. Spinal Support for Double Lateral Curvature. *40/ 290/*
- „ 729. Spinal Support, adapted for removing the superincumbent weight of the Head and upper part of the Trunk and placing it on the Pelvis. *90/ 2150/*
- „ 730. Instrument for Contracted Knee Joint.
- „ 731. Duga's Apparatus for Counter-extension in Fracture of the Thigh. *25/*
- „ 732. Instrument for Bunion, to obviate Distortion of the Joint. *35/*
- „ 733. Instrument for Talipes or Club Foot. *30/*
- „ 734. Shoe for do. do. *50/-*
- This Instrument can be beneficially worn by night, and has Shield and Screw Adjustments for complicated Cases with distorted Toe Joint.
- „ 735. Instrument for Talipes or Club Foot where the support is required to be extended to the Thigh. *45/ 260/*

EVANS & WORMULL, 31, STAMFORD STREET, LONDON.

INSTRUMENTS FOR DEFORMITIES. &c.—cont^d.



EVANS & WORMULL, 31, STAMFORD STREET, LONDON.

ARTIFICIAL LIMBS AND CRUTCHES.

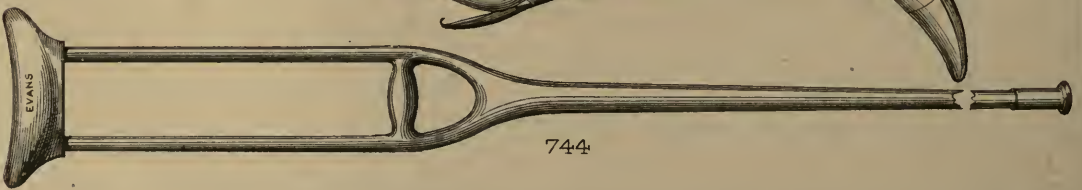
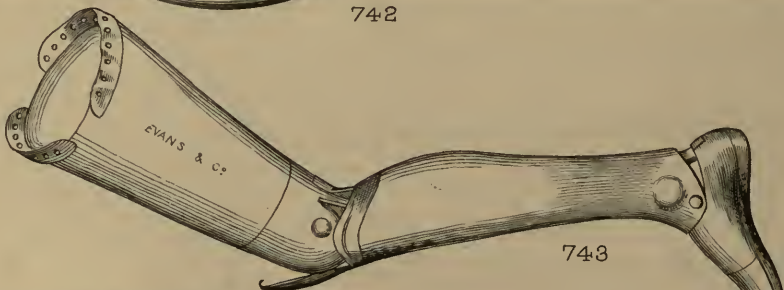
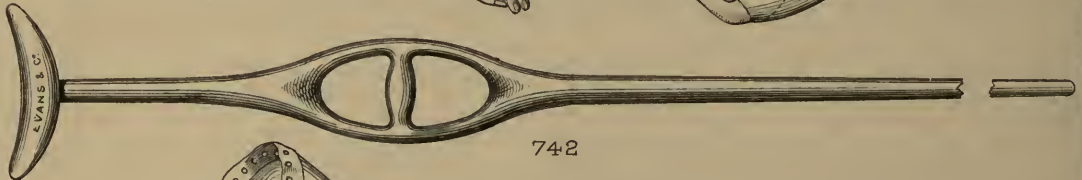
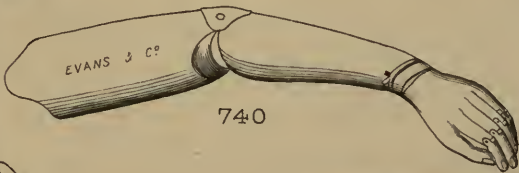
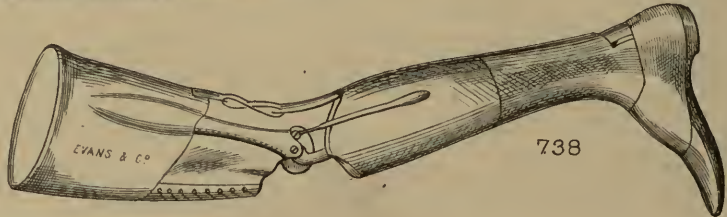
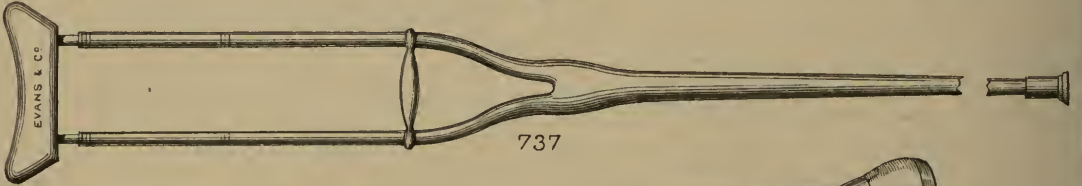
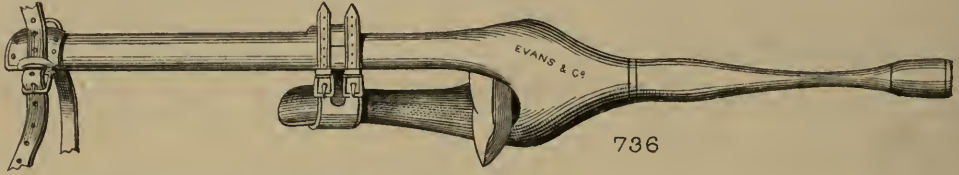


PLATE 68.

ARTIFICIAL LIMBS AND CRUTCHES.

- Fig. 736. Kneeling Pin Leg. *35/-*
- „ 737. Double Spring Crutch, with adjusting Handles. *50/-*
- „ 738. Artificial Leg, for Amputation below the Knee, with latest improvements. *£15 to £20*
- „ 739. Improved Crutch, with Elastic Head. *50/-*
- „ 740. Artificial Arm, for Amputation above the Elbow. *£15-15-0*
- „ 741. Artificial Arm, for Amputation below the Elbow. *£10-10-0*
- „ 742. Single Spring Crutch. *34/-*
- „ 743. Artificial Leg, for Amputation above the Knee, with movable Foot. *£15 to £20/-*
- „ 744. Double Crutch, with stuffed Heads. *36/-*

PLATE 69.


STETHOSCOPES.

- Fig. 745. Ferguson's Cedar Stethoscope. *3/6*
- „ 746. Portable Cedar Stethoscope. *5/*
- „ 747. Portable Ebony Stethoscope. *5/6*
- „ 748. Portable Vulcanite Stethoscopes. *5/6*
- „ 749. Long do. do. *5/*
- „ 750. Ebony Stethoscope. *3/6*
- „ 751. Improved Differential Stethoscope. *22/*
- „ 752. Allison's Differential Stethoscope. *21/*
- „ 753. Aluminium Telescope Stethoscope. *20/6*
- „ 754. Cedar Stethoscope, with Plessor and Pleximeter. *7/6*
- „ 755. Plated Stethoscope, with India Rubber Ring for Percussion. *7/*
- „ 756. Allison's Differential Stethoscope, with Chest Piece. *20/*
- „ 757. Case containing Plessor and Pleximeter. *11/*

EVANS & WORMULL, 31, STAMFORD STREET, LONDON.

STETHOSCOPES.

745



746




747



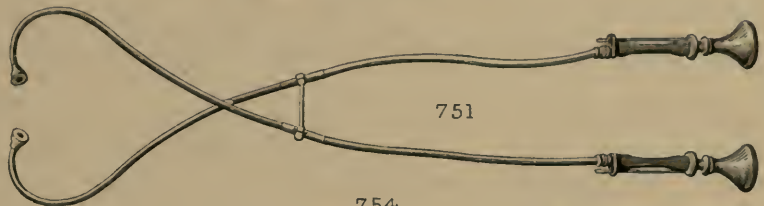
748



749



750




751


753



754



755




752



756



757



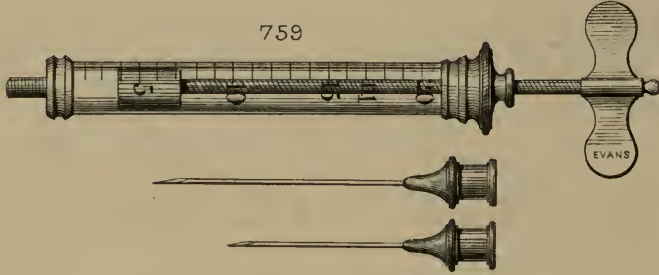
EVANS & WORMULL, 31, STAMFORD STREET, LONDON.

HYPODERMIC SYRINGES.


758




759



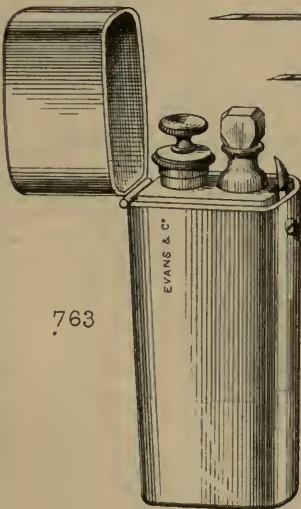
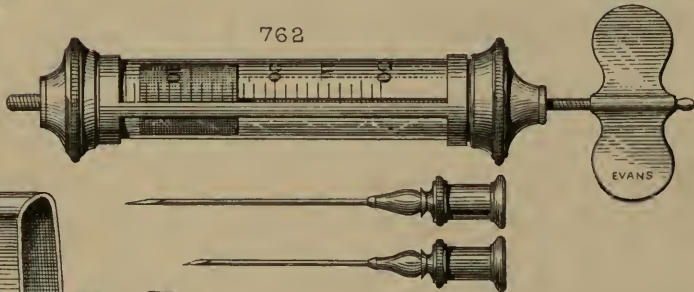
760



761


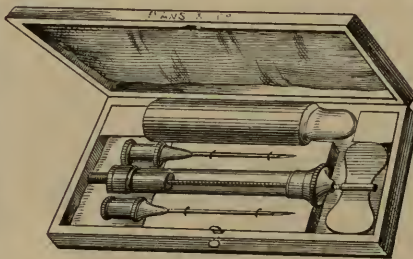


762

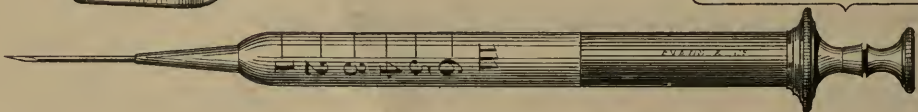


763

764



765



766

PLATE 70.

HYPODERMIC SYRINGES.

- Fig. 758. Portable Hypodermic Syringe, in Metal Case, suitable for carrying in Vest Pocket. *14/*
- „ 759. Hypodermic Syringe, with Screw Piston and two Gold Pipes. Supplied in neat Morocco Case. *14/*
- „ 760. Small Pocket Hypodermic Syringe, with fixed Point. Case has division for carrying Solution. *12/*
- „ 761. Hypodermic Syringe, with Plunger and two Gold Pipes. *12/6*
- „ 762. Hunter's Hypodermic Syringe, with Screw Piston and Silver or German Silver Mountings and Gold or Steel Pipes. *21/6 22/*
- „ 763. Small Silver Syringe, with Platinum Point and Bottle, in Silver Case. *45/*
- „ 764. Hypodermic Syringe, with two Gold or Platinum Pipes and stoppered Bottles, complete in Morocco Case. *18/*
- „ 765. Folding Pouch, containing small Silver Hypodermic Syringe with two Fine Platinum Needles and Medicated Discs for Hypodermic Injection. *25/*
- „ 766. Hypodermic Syringe, with Gold Tube. *12/*


PLATE 71.

MISCELLANEOUS INSTRUMENTS.

- Fig. 767. Bent Clinical Thermometer, for internal use. *14/*
- „ 768. Caustic Holder and Clinical Thermometer, combined. *30/*
- „ 769. Clinical Thermometer, with Propelling Screw. *10/*
- „ 770. Clinical Thermometer, with Slide Propeller. *10/*
- „ 771. Quain's Stethometer, fitted in Morocco Case. *42/*
- „ 772. Root Cutter. *30/*
- „ 773. Portable Urinary Cabinet, with Urinometer, Thermometer, Test Tubes, Four Bottles for Test Solutions and Test Papers, in Mahogany or Leather Case. *42/*
- „ 774. Carrick's Patent Inhaler. *42/*
- „ 775. Do. do. Respirator. *7/6*
- „ 776. Improved Portable Spray Apparatus. *15/-*

EVANS & WORMULL, 31, STAMFORD STREET, LONDON.

MISCELLANEOUS INSTRUMENTS.

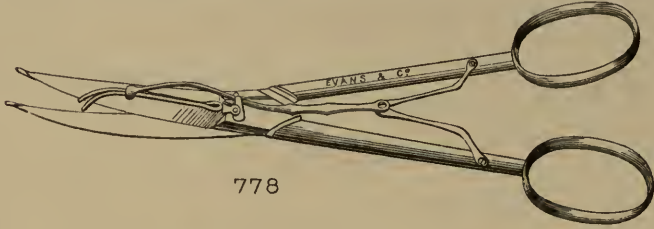


EVANS & WORMULL, 31, STAMFORD STREET, LONDON.

MISCELLANEOUS INSTRUMENTS. - contin^d



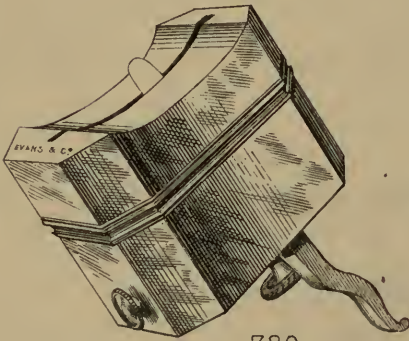
777




778




779




780



781



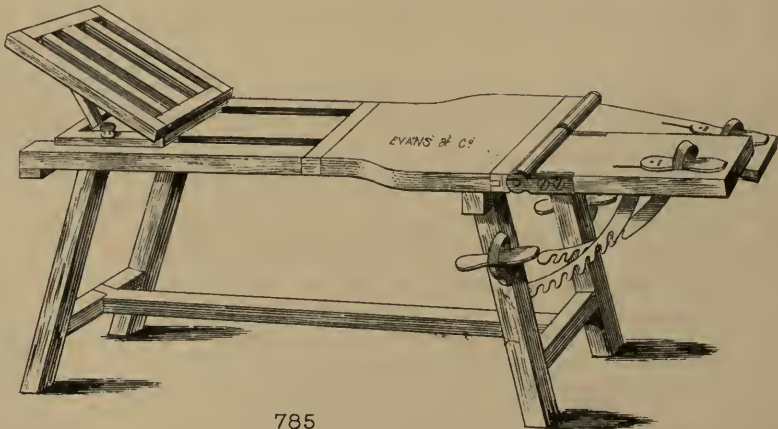
782



783



784



785

PLATE 72.

MISCELLANEOUS INSTRUMENTS—CONTINUED.

- Fig. 777. Improved Hydrocele Syringe, with Pump action. *9/*
- „ 778. Skin Grafting Scissors. *30/*
- „ 779. Spring Abscess Lancet. *21/*
- „ 780. Scarificator for deep-seated Abscess. *32/*
- „ 781. Cupping Scarificator, with twelve Blades, capable of use with four, six, or ten Lancets. *45/*
- „ 782. Redfern Davis's Instrument for the Radical Cure of Inguinal Hernia. *45/*
- „ 783. Wurtz's Instrument for the Radical Cure of Hernia. *84/*
- „ 784. Valentin's three-Bladed Section Knife. Also made with two Blades. *25/*
- „ 785. Operation Table, with sliding-back support and two Flaps, adjustments for fixing in various positions, and Mattress. *£12-00*

PLATE 73.

GALVANIC BATTERIES.

Fig. 786. Improved Galvanic Battery and Apparatus. *L 13-10-0*

Combines lightness and portability with great power and facility of use. It consists of Four Pairs of Carbon and Zinc Plates, with porous Cells, to be charged with diluted Sulphuric and strong Nitric Acids; Two Bottles containing the Acids, Electrodes, &c.; all enclosed in a neat portable Case.

The Conduction Wires are fastened on outside the Case and by means of a Lever the number of Cells in action can be easily regulated.

The Galvanic Ecraseur, Straight and Curved, is shewn in connection on the left of the Plate, and the Porcelain and Platinum Cautery on the right.

„ 787. Gaiffe's Portable Constant Current Battery, or Bichromate of Potash Battery. *28/*

Coils, Battery and Accessories, are fitted in a neat Mahogany Case, Six Inches long and Six Inches wide.

„ 788. Stohrer's 40-Cell Constant Current Hospital Battery, of great power. In stout Oak Case.

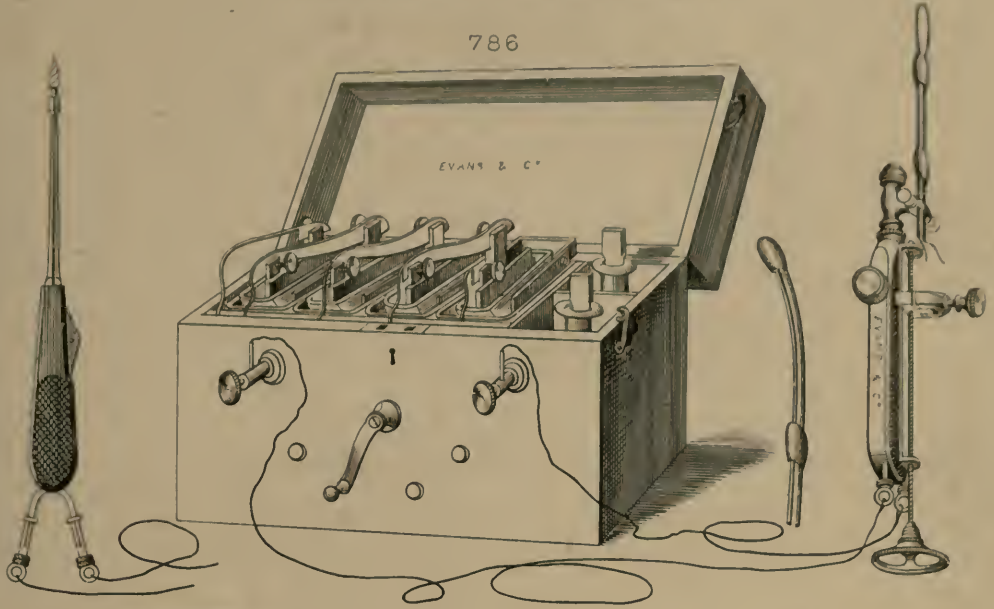
This Battery is made in three sizes, viz. : 12, 30 and 40 cells, and is supplied with Electrodes for applying Electricity to various parts of the body, Galvanic Ecraseurs, Porcelain and Platinum Cautery, &c.

L 35-0

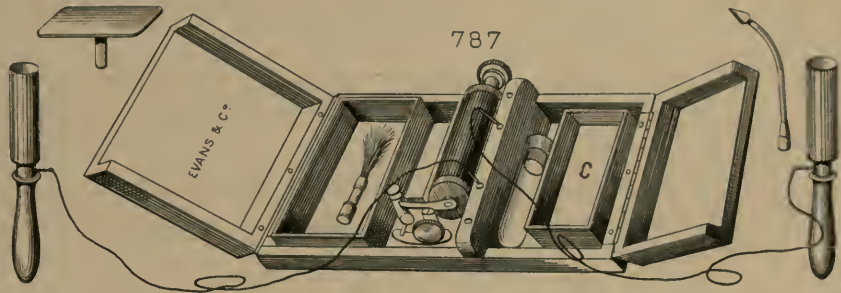
EVANS & WORMULL, 31, STAMFORD STREET, LONDON.

GALVANIC BATTERIES.

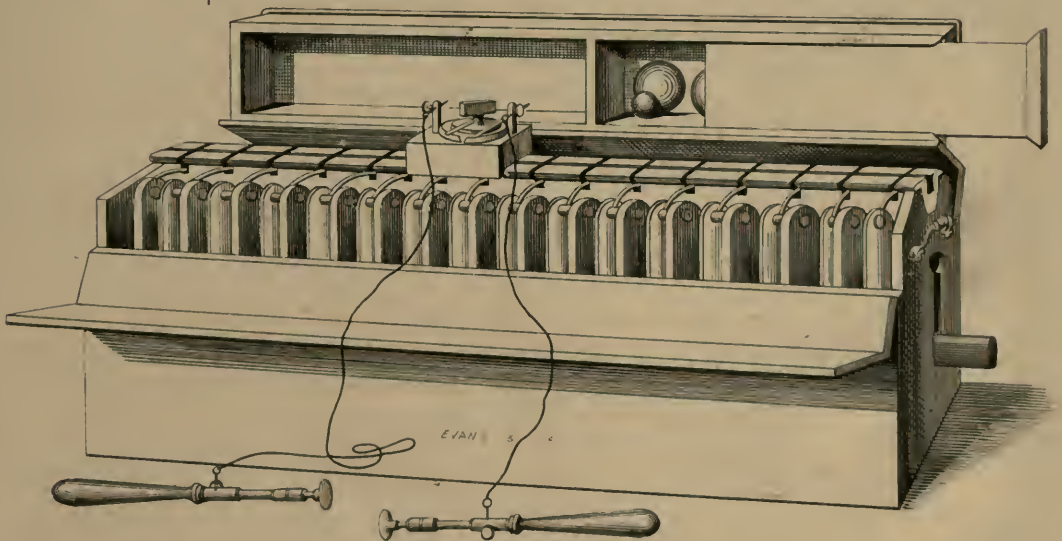
786



787

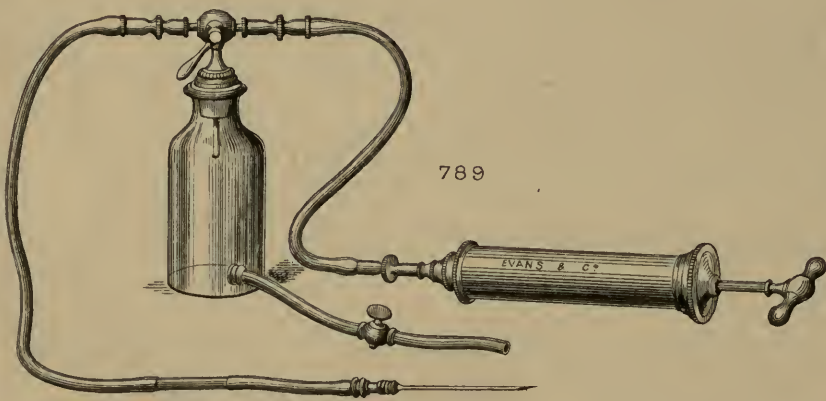


788




EVANS & WORMULL, 31, STAMFORD STREET, LONDON.

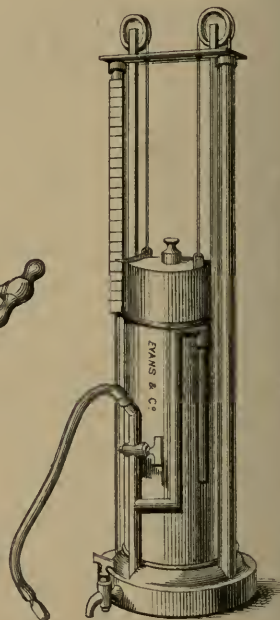
ASPIRATORS SPHYGMOGRAPH. &c.



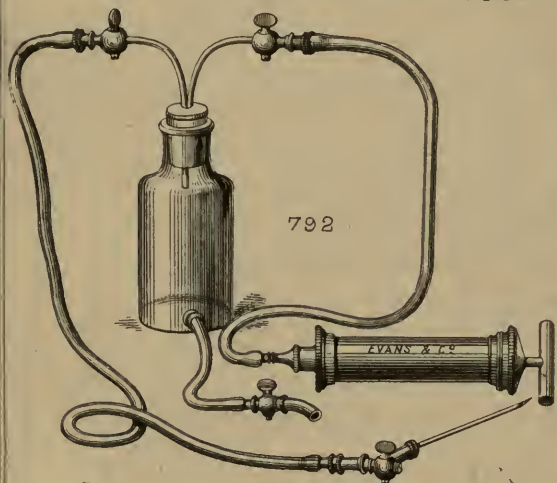
789



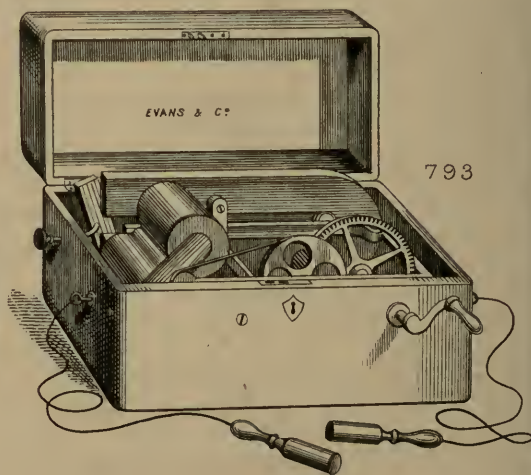
790



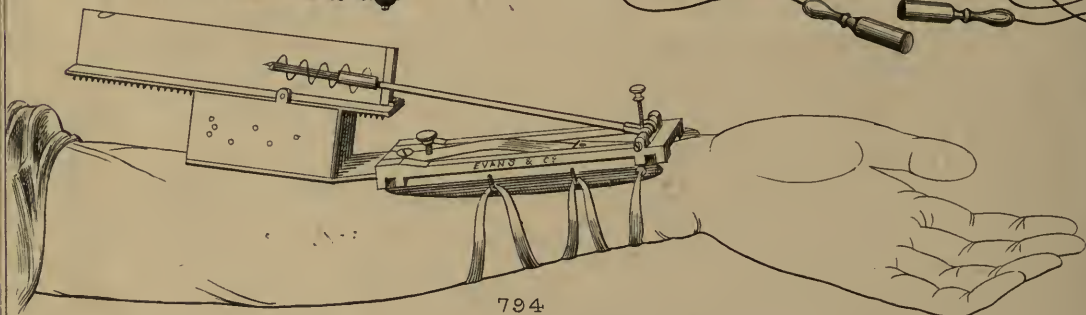
791



792



793



794

PLATE 74.

ASPIRATORS, SPHYGMOGRAPHS, &c.

Fig. 789. Modification of Dieulafoy's Aspirator, with Reservoir and
Exhausting Syringe and five sizes of Steel Needles. *110/*

„ 790. Evans and Wormull's Improved Aspirator, with Screw
Action. *105/*

The Sliding Handle enables the power to be regulated at discretion.

The arrow over the valve when pointing to the exit tube indicates it is
in action, and when the reverse that it is off.

„ 791. Hutchinson's Spirometer, for Testing the Respiration and
Vital capacity of the Lungs. *84/*

„ 792. Improved Pneumatic Aspirator, with two-way Stop-cock
and powerful Exhausting Syringe, Elastic connecting
Tubes and set of Needles. Can be adapted to any
Bottle.

„ 793. Electro-Magnetic Machine, with modern improvements.
In neat Mahogany Case. *92/*

This machine is simple in use, easily worked, and affords consider-
able power which can be readily regulated.

„ 794. Improved Sphygmograph, with circular action for
graphically indicating the character of the Pulse, &c.

£ 8.17.0

PLATE 75.

PORTABLE MINIATURE DISPENSARY.

Fig. 795. Portable Miniature Dispensary, shewn unfolded and open.

f 3-5.0 *g* 7-15.0

CONTENTS:—5 dozen Bottles of various sizes, adapted for Chloroform or Ether, Collodion, Styptic Colloid, Blistering Fluid, and from 40 to 60 remedies suitable for the requirements of general or special practice and emergencies. The Bottles can be labelled and filled as desired.

Instruments can be selected to suit any special requirements.

Among those more generally included are—


Dressing Forceps — Artery Forceps — Caustic Case — Portable Male and Female Catheters — Scissors — Gum Lancet — Probes and Director — Hernia Knife — Straight and Curved Bistoury, Blunt and Sharp Pointed — Spatula — Throat Probang — Clinical Thermometer — Suture and Ligature Tablet — Hypodermic Syringe — Finger Knife.

SUNDRIES.—Camel Hair Brushes — Measure — Pill Boxes — Lint and Plaister — Oil Silk — Cotton Wool — Test Tubes.

„ 795a. Shews the above folded up, and its facility for carrying on Horseback, in Country Practice, &c.

EVANS & WORMULL, 31, STAMFORD STREET, LONDON.

PORTABLE MINIATURE DISPENSARY.



EVANS & WORMULL, 31, STAMFORD STREET, LONDON.

INHALERS.

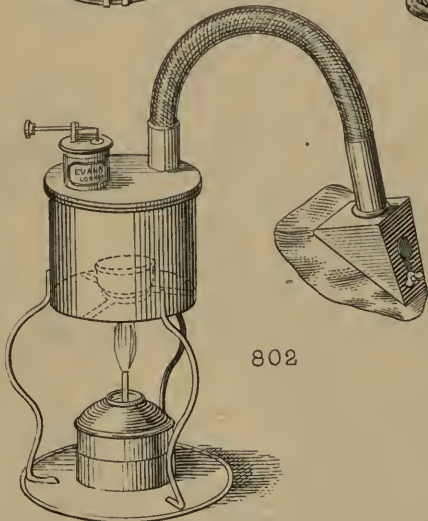

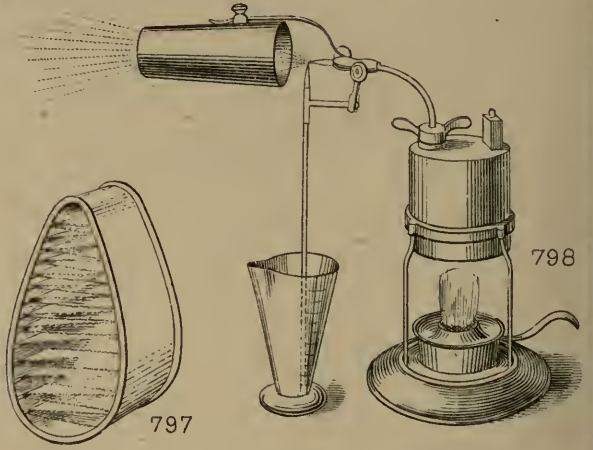
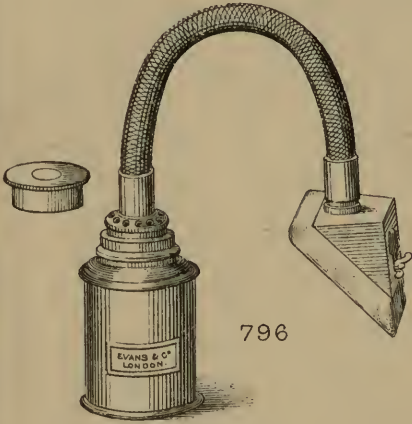


PLATE 76.

INHALERS.

- Fig. 796. Snow's Chloroform Inhaler. *537*
- „ 797. American Æther or Chloroform Inhaler. *107*
- „ 798. Lewin's Atomizer, for the Inhalation of Medicated Spray. *257*
- „ 799. Skinner's Folding Chloroform Inhaler. *1076*
- „ 800. Maw's Double Valve Earthenware Inhaler. *976*
- „ 801. Mudge's Metal Inhaler. *117*
- „ 802. Steam Inhaler, for Medicated Vapour. *357*
- „ 803. Electro-Plated Chloroform Inhaler. *257*
- „ 804. Evans and Wormull's China Inhaler, for Medicated Vapour. *97*

PLATE 77.

ENEMAS AND STOMACH PUMPS.

Fig. 805. Evans and Wormull's Patent Spring Enema Syringe,
with Douches adapted for Ear, Vagina, Nose,
Rectum, &c. 21/

Being worked by the action of a Spring, only one hand is required for using it.

„ 806. Constant Stream Brass Enema, fitted with both Rectum
and Vagina Pipes. 15/

„ 807. Improved Telescopic Fountain Reservoir Enema Appa-
ratus—can be fitted with Vaginal Pipe. 35/

„ 808. Brass Enema, fitted with two sizes of Vaginal Pipes. 28/ 535/

„ 809. Stomach Pump and Enema combined, with Flute Key
Lever, and fitted with O'Beirn's Stomach and Rectum
Long Tubes, Mouth Gag, &c. 55/

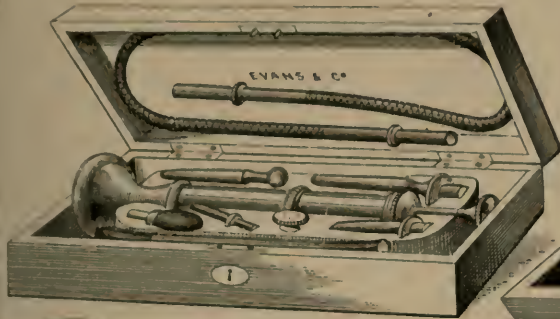
„ 810. Irrigateur Enema Syringe, with Spring Action. 33/

NOTE.—All the above Apparatus are fitted in neat Mahogany Case with Lock and Key.


EVANS & WORMULL, 31, STAMFORD STREET, LONDON.

ENEMA AND STOMACH PUMPS.


805



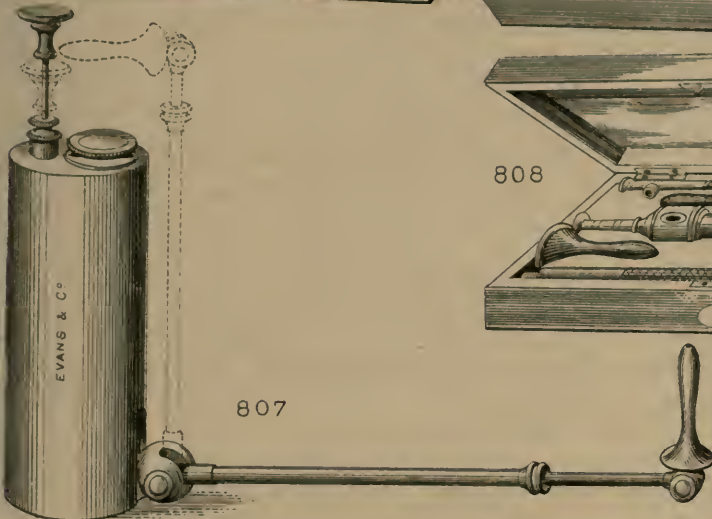
806




808




807



809

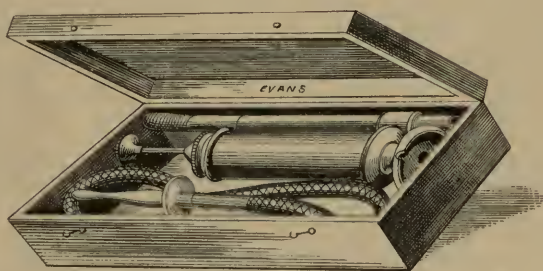


810

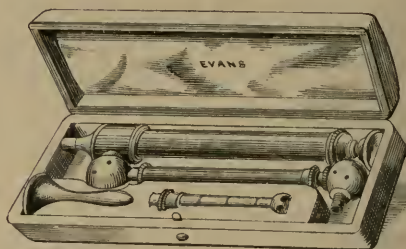


EVANS & WORMULL, 31, STAMFORD STREET, LONDON.

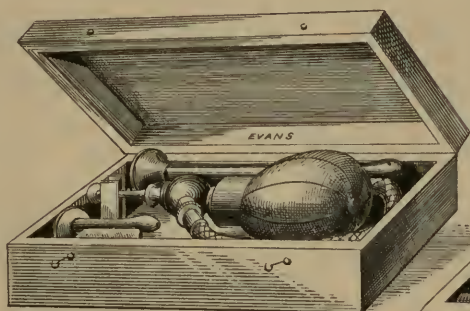
ENEMA CASES. — cont.^d



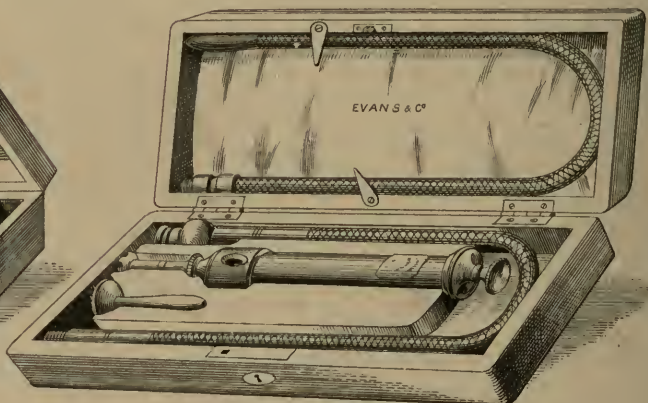
811



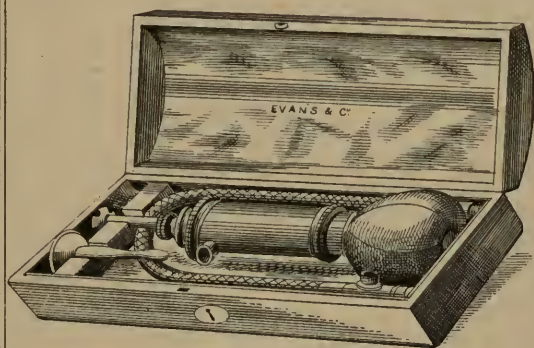
812



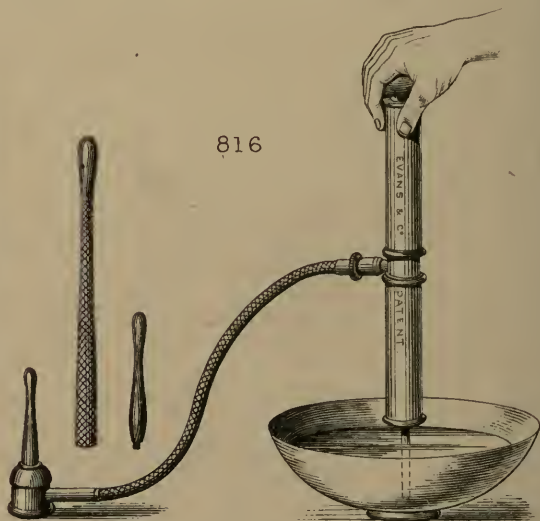
813



814



815



816

PLATE 78.

ENEMAS AND CASES—CONTINUED.

- Fig. 811. Evans and Wormull's Patent Enema Syringe. *20/-*
- „ 812. Portable Brass Enema Syringe, with Telescopic Tube. *24/-*
- „ 813. Kennedy's Enema Syringe. *10/5 21/-*
- „ 814. Small Stomach Pump and Enema. *42/-*
- „ 815. Higginson's Double-action Syphon, with Elastic Vaginal
Pipe. *12/-*
- „ 816. Evans and Wormull's Patent Self-acting Syphon
Fountain Syringe. Patented by Messrs. Evans and
Wormull, March, 1859. *21/-*

Being worked by a Spring, only one hand is required for using it.

PLATE 79.

POST MORTEM INSTRUMENTS AND CASE.

- Fig. 817. Chain Hooks. $2/$
- „ 818. Post Mortem Examination Saw. $4/$
- „ 819. Post Mortem Examination Chisel. $2/6$
- „ 820. Two long Half Curved Needles, with cut heads. $6/0$
- „ 821. Small Half Curved Needles. $2\frac{1}{2}$
- „ 822. Triangular Needles. $2\frac{1}{2}$
- „ 823. Bowel Scissors. $8/6$
- „ 824. Post Mortem Hammer. $7/6$
- „ 825. Strong Post Mortem Scissors. $3/$
- „ 826. Plated Blow Pipe. $1/6$
- „ 827. Dissecting Hook. $2/$
- „ 828. } Dissecting Scalpels. $2/$
to }
830. }
- „ 831. Cartilage Knife. $4/6$
- „ 832. Large Post Mortem Scalpel. $3/6$
- „ 833. Post Mortem Forceps. $2/6$
- „ 833a. Case, fitted to contain the above Instruments. $10/6$

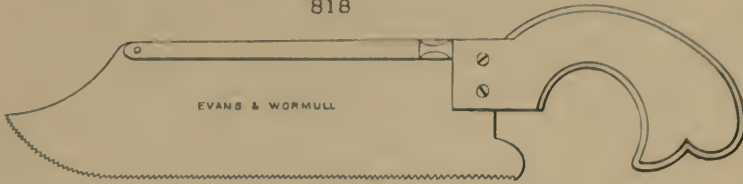
EVANS & WORMULL, 31, STAMFORD STREET, LONDON.

POST MORTEM INSTRUMENTS & CASE.

817



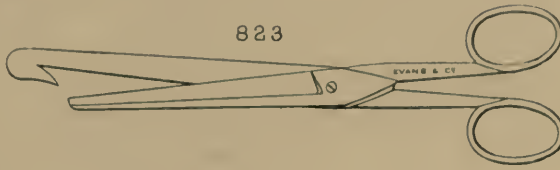
818



819



823



820



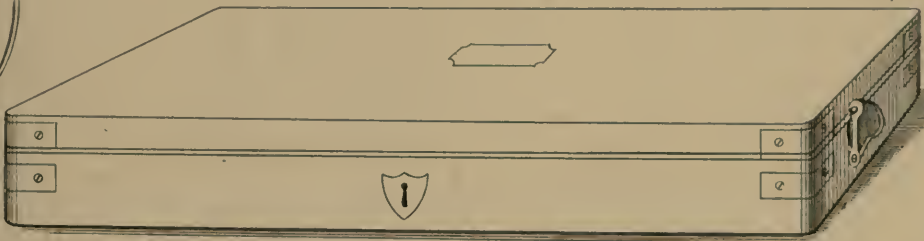
821



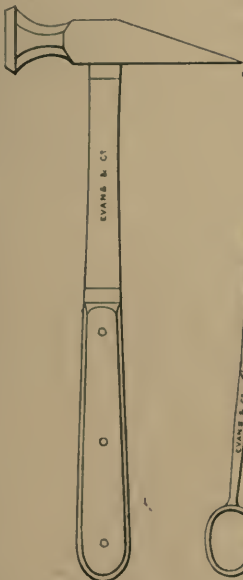

822



833^a



833



824



825



826



827



828



829



830



831



832

EVANS & WORMULL, 31, STAMFORD STREET, LONDON.

VETERINARY INSTRUMENTS.

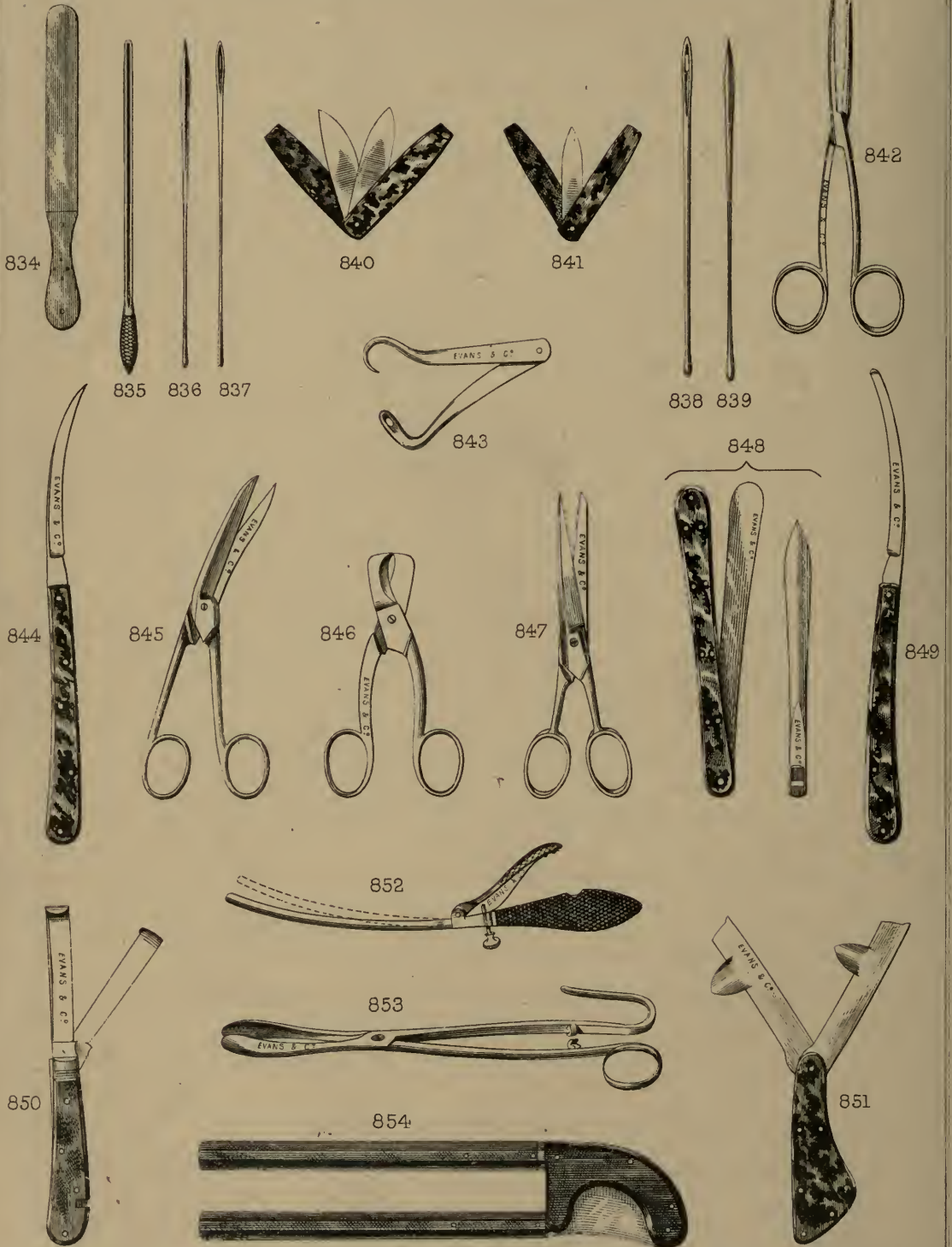


PLATE 80.

VETERINARY INSTRUMENTS.

- Fig. 834. Steel Spatula. *2/*
 „ 835. Steel Director. *2/*
 „ 836. Plated Tent Probe. *1/3*
 „ 837. Plated Eye Probe. *1/3*
 „ 838. Whalebone Eye Probe. *1/ 6 1/9*
 „ 839. Whalebone Tent Probe. *1/ 10 1/9*
 „ 840. Double-Blade Abscess and Bleeding Lancet. *5/8*
 „ 841. Single-Blade Dog Lancet. *2/5*
 „ 842. Dressing Forceps. *5/6*
 „ 843. Tenaculum and Aneurism Needle. *3/6*
 „ 844. Spring Sharp-pointed Bistoury. *5/6*
 „ 845. Crooked Scissors. *4/*
 „ 846. Nicking Scissors. *3/6*
 „ 847. Dressing Scissors. *3/-*
 „ 848. Seton Needle in Scales. *5/6*
 „ 849. Button-pointed Curved Spring Bistoury. *5/6*
 „ 850. Double Drawing Knife, Right and Left. *2/*
 „ 851. Double Fleam. *7/6*

The above Instruments, with Silk Ligature and various sized Needles, are fitted in neat Morocco Pocket Case.

- Fig. 852.. Concealed Bistoury, with Regulating Screw. *27/*
 „ 853. Mavor's Improved Stone Forceps. *25/*
 „ 854. Evans and Wormull's Improved Docking Machines. *30/*

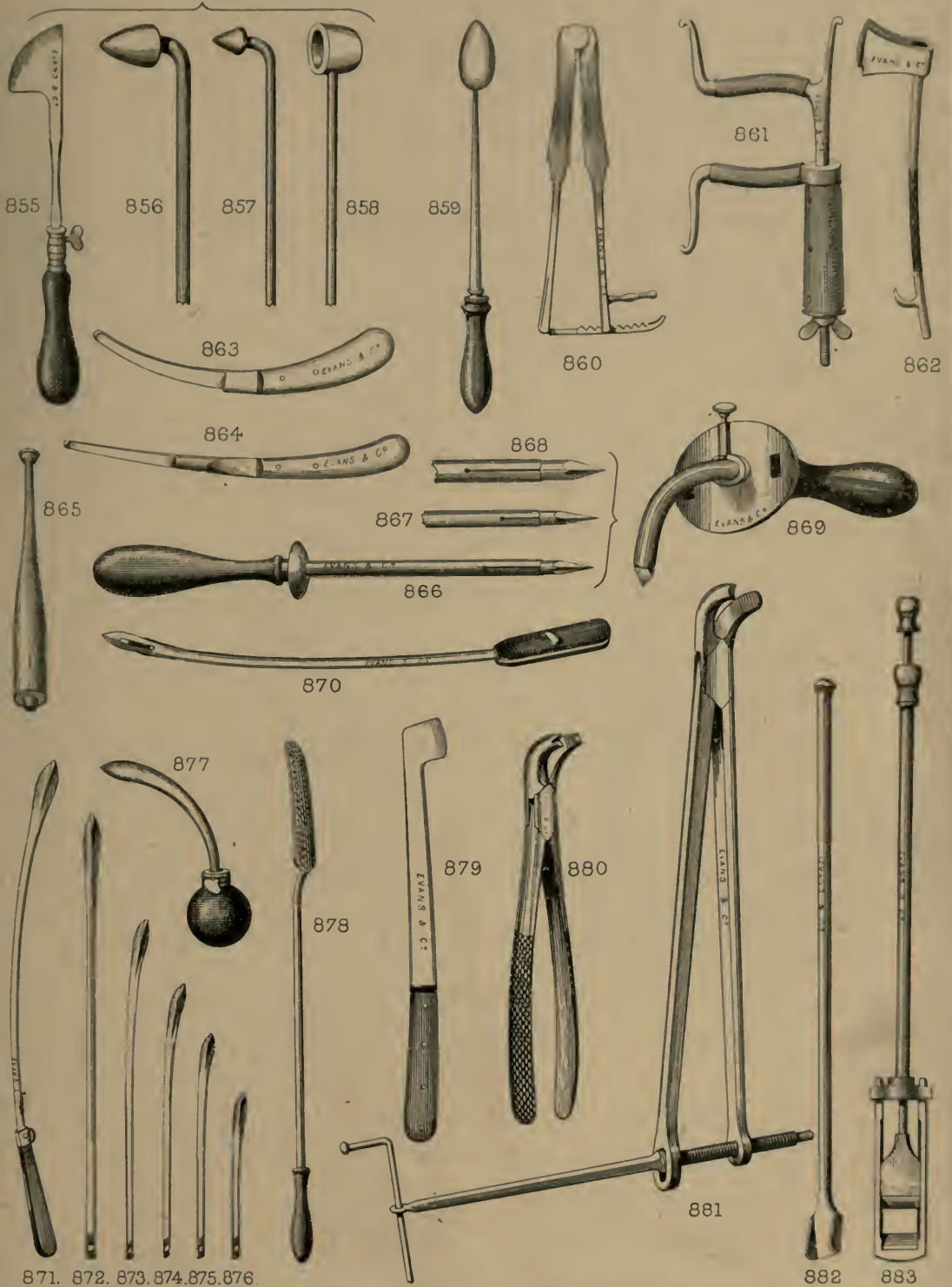
PLATE 81.

VETERINARY INSTRUMENTS—CONTINUED.

- Fig. 855 to 858. Firing Irons. *30/*
 These Instruments are made in various shapes, and in sets of 2, 4, 6, 8, and 12.
- „ 859. Single Firing Iron. *4/6*
- „ 860. Castrating Clam. *18/*
- „ 861. Improved Balling Iron, with Regulation Screw, and covered with India Rubber to prevent the Gums from Injury. *21/*
- „ 862. Curved Double Chisel. *17/6*
- „ 863. } Periosteotomy Knives, Curved and Straight. *14/*
 „ 864. }
- „ 865. Blood Stick. *1/9*
- „ 866. }
- „ 867. } Trocars and Canulas of various sizes. *6/6 & 8/6*
 „ 868. }
- „ 869. Bronchotomy Trocar and Canula, Gowing's. *20/*
- „ 870. Guarded Seton Needle, with Regulating Slide. *24/6*
- „ 871. } Set of six Seton Needles, fitting one handle. *42/*
 to }
 876. }
- „ 877. Side Curved Seton Needle for the Frog, Varnell's. *4/*
- „ 878. Gowing's Tooth Rasp. *8/6*
- „ 879. Gowing's Gum Lancet. *10/*
- „ 880. Gowing's Small Tooth Forceps. *10/6*
- „ 881. Gowing's Large Screw Tooth Forceps. *50/*
- „ 882. Gowing's Tooth Chisel. *10/*
- „ 883. Gowing's Sliding Tooth Chisel. *43/*

EVANS & WORMULL, 31, STAMFORD STREET, LONDON.

VETERINARY INSTRUMENTS. — contin^d



EVANS & WORMULL, 31, STAMFORD STREET, LONDON.

VETERINARY INSTRUMENTS. — cont.^d




PLATE 82.

VETERINARY INSTRUMENTS—CONTINUED.

Fig. 884. Flexible Long Probang, fitted with Corkscrew and adapted for using either end. *30/-*

„ 885. Hoof Rasp. *2/- to 3/6*

„ 886. } Single Foaling Hook. *3/6*
 „ 887. }

„ 888. Double Foaling Hook. *4/-*

The above Hooks are furnished with Cords.

„ 889. Cattle Syringe and Stomach Pump, with Gag. *95/-*

„ 890. Mavor's Improved Portable Hypodermic Syringe, with Three Pipes, one of which remains on the Instrument. *27/6*

„ 891. Evans and Wormull's Patent Rotatory Trepine. *50/-*

„ 892. Spring Eye Speculum, with Fixing Screw. *7/6*

„ 893. Evans and Wormull's Portable Subcutaneous Injection Syringe, suitable for the Pocket. *15/-*

„ 894. } Wire Ecraseur, with Long Regulating Key. *82/-*
 „ 894a. }

„ 895. Metal Clyster Syringe. *15/- to 30/-*

„ 896. Artery Forceps, with Fenestrated Blades. *7/6*

„ 897. Evans and Wormull's Improved Balling Gun. *30/-*




„ 898. Flexible Sponge Probang. *12/6*

PLATES 83 & 84.

- Fig. 899. Electro-Plated Cheese Scoop, with Ivory Handle. Various Shapes and Patterns. *10/6*
- „ 900. Carving Knife and Fork, Plain or Carved Ivory Handles. *21/11 22/*
- „ 901. Bread Knife—various Patterns. *3/11 20/*
- „ 902. Electro-Plated Fish Carver and Fork, various Designs, Plain or Engraved. *30/11 26/*
- „ 903. Electro-Plated Fish Eating Knife and Fork, Plain or Engraved, various Designs, Electro-Plated, Ivory or Pearl, Plain or Ornamental Handles. *10/5 doz in case*
In Sets of 6, 12 or more, in Plain or Ornamental Case.
- „ 904. Electro-Plated Dessert Knife and Fork, various Designs, Plain or Engraved. Electro-Plated, Ivory or Pearl, Plain or Ornamental Handles. *82/ doz in case*
In Sets of 6, 12 or more, in Plain or Ornamental Case.
- „ 905. Table and Cheese Knives, with Plain Balance Handles, Carvers to match—various sizes. *30/11 30 doz*
In Sets of 6, 12 or more, in Plain or Ornamental Case.
- „ 906. Table and Cheese Knives, with Carved Handles, various Designs, Carvers to match. *30/11 30 doz*
In Sets of 6, 12 or more, in Plain or Ornamental Case.
- „ 907. Champagne Nippers, with folding Corkscrew and Brush, various Designs. *4/6*
- „ 908. Electro-Plated Cake Knife and Fork, Ivory Handles, Morocco Case, various Designs. *22/*
- „ 909. Pic-Nic Knife and Fork, also with Spoon. Can be had in Case if required. *10/*
- „ 910. Patent Knife Sharpener. *4/6*
- „ 911. Set of seven Razors in Case, with Pearl, Tortoise-shell, Ivory, or Horn Handles; also in sets of two and four. *30/11 31/*
- „ 912. Set of Ladies' Scissors in Morocco Case, four to six pairs—various Patterns. *18/11 22/*
- „ 913. Ladies' Companion, in Morocco Case, various Sizes and Patterns. *21/11 22/*

EVANS & WORMULL, 31, STAMFORD STREET, LONDON.

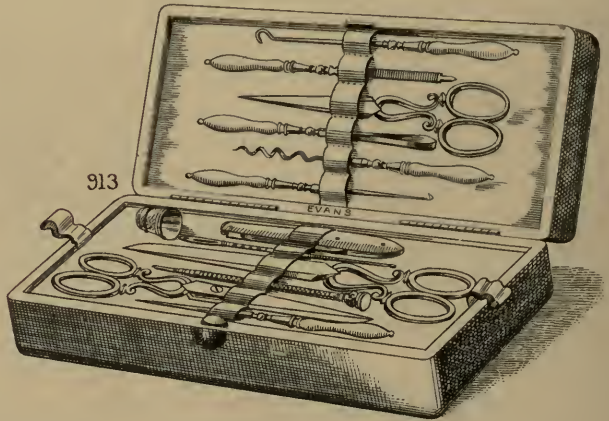
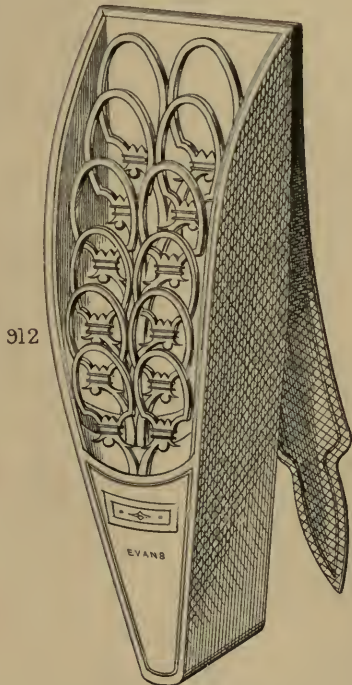


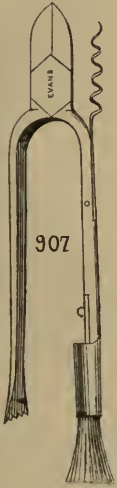
CUTLERY & C



Printed and sold by F. Zell, 8 Castle St. H. London.

EVANS & WORMULL, 31, STAMFORD STREET, LONDON.

CUTLERY & C^o — contin^d



MS
122

1964

Evans, Hornum

Catalogue of Musical Instruments

Author

Title

University of Toronto
Library

DO NOT
REMOVE
THE
CARD
FROM
THIS
POCKET

Acme Library Card Pocket
Under Pat "Ref. Index File"
Made by LIBRARY BUREAU

