



W.C. Cressler

SMITHSONIAN LIBRARY
GIFT OF L. L. BUCHANAN
1957

CORYLOPHIDÆ AND SPHÆRIIDÆ.

REV. 100
U.S. NATL. MUSE



32
573
MB
ENT

A MONOGRAPH

OF THE

COLEOPTEROUS FAMILIES

CORYLOPHIDÆ AND SPHÆRIIDÆ.

BY

THE REV. A. MATTHEWS, M.A.

EDITED BY

PHILIP B. MASON, M.R.C.S., F.L.S., F.Z.S., &c.

With Nine Plates.

LONDON :

O. E. JANSON & SON, 44, GREAT RUSSELL STREET, W.C.

1899.

LONDON .
WEST, NEWMAN AND CO., PRINTERS,
BATTON GARDEN, E.C.

TO THE MEMORY
OF
DR. JOHN LAWRENCE LE CONTE
THIS
MONOGRAPH
OF THE
CORYLOPHIDÆ
IS DEDICATED BY
THE AUTHOR.

AUTHOR'S NOTE.

It was at the instigation of my much-lamented friend Dr. John Lawrence LeConte that the idea of monographing the Corylophidæ first entered into my mind; and this fact would alone be sufficient to induce me to dedicate the work to his memory, even if I were not impelled to do so by veneration for his character, both as a man of science and a sincere Christian. In these days of scepticism and infidelity, it is refreshing to find an intellect like LeConte's free from the pride of human knowledge, and imbued with higher and more spiritual aspirations; ever seeking through the works of creation to promote the glory of the Creator.

In his Address to the Academy of Philadelphia, in 1875, Dr. LeConte set forth his views of the true harmony of science with religion, in language scarcely to be surpassed for power or elegance. And in the following lines he has left a faithful portrait of his own character, and a lesson which many would do well to learn. Speaking of the evident proofs of intelligence, as distinguished from instinct, which are so commonly found, even in the insect world, he says: "Since it is so difficult for us to understand the mental processes of beings more or less similar but inferior to ourselves, we should exercise great caution when we have to speak of the designs of One who is infinitely greater. Let us give no place to the crude speculations of would-be teleologists, who are indeed in a great part already refuted by the progress of science, which continually exhibits to us higher and more beautiful relations between the phenomena of Nature than it hath entered into the heart of man to conceive. Let not our vanity lead us to believe that, because God has deigned to guide our steps a few paces on the road of truth, we are justified in speaking as if He had taken us into intimate companionship, and informed us of all His counsels."

A. MATTHEWS.

EDITOR'S PREFACE.

By a mutual arrangement made with my lamented friend the late Rev. Andrew Matthews, shortly before his decease, I agreed to lend him my assistance in the publication of the present work. Unfortunately it was not destined that he should live to see it actually in print, and at his decease his MSS., as well as his most important collections of Micro-Coleoptera, passed into my possession, and I have used every endeavour to fulfil my obligation in regard to the present work, although I fear many errors and omissions will be found that would probably have been rectified had he lived to revise the work as it was passing through the press.

In the systematic and descriptive part of this monograph the author only includes those species that he had an opportunity of examining himself, and for the most part contained in his own collection. This collection now forms part of my museum, and I have given a list—which will be found at p. 46 and p. 215—of the species of *Corylophidae* and *Sphaeriidae* not represented in it: and have indicated, so far as I have been able, the collections in which these are to be found, as a guide to anyone wishing to consult the types.

Species only known to Mr. Matthews by description are included under the various authors in the "Literature," and to these I have added some species that were either overlooked by him or published since he had completed his MS.; other omissions that were discovered after this portion of the work had been printed will be found in the Addenda.

The general arrangement of the matter and the descriptions are entirely the author's own work, and are given just as he left them, except the correction of any obvious errors that were detected, and in a few cases where he had left lacunæ; in filling these up I have found his copious original notes, now in my possession, of great assistance.

The Plates I. to VIII. have been prepared from the original drawings made by Mr. Matthews with his well-known accuracy, the figures having been most carefully and successfully transferred to zinc by Mr. J. Collin, of Newmarket, and I have to thank him for the trouble he has taken to make them accurate copies. Mr. Matthews has unfortunately left no note of the names of the species figured, and I have been unable to trace in his collection which are the actual specimens from which he made his drawings. Plate A of the metamorphosis has been copied from the figures accompanying M. Perris's memoirs, as acknowledged.

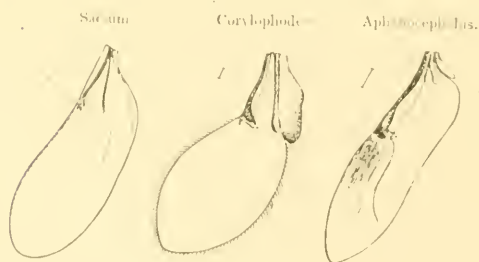
I have also to thank Mr. George Lewis, Mr. Champion, Mr. C. O. Waterhouse, Herr Reitter, and Signor Fiori (who acquired the Reitter collection), for assistance given me; and, above all, Mr. O. E. Janson, who has rendered most valuable help in reading the proofs, in obtaining and verifying references to the literature, and generally in getting the book through the press.

PHILIP B. MASON.

BURTON-ON-TRENT.

November, 1899.

WINGS OF CORYLOPHIDE.



P R E F A C E.

THE *Corylophide* were first formed into a separate family by Mr. Stephens in 1830. The few species which had been discovered previously to that date were promiscuously distributed among various genera, to which they bore little or no affinity. Starting from the small foundation thus laid by Mr. Stephens, the *Corylophide* have gradually expanded and increased, until at the present time they form a numerous and very natural group, anatomically, if not superficially, congruous in itself, and abundantly distinct from any other family.

The principal characters which distinguish the *Corylophide* from other groups consist in the form and peculiar folding of their antennæ; the great size of the second joint of both the maxillary and the labial palpi; the elongate and prominent anterior coxæ; the minute size of the third joint of the tarsi; and the great enlargement of the first ventral segment; to these may also be added the constant, though less conspicuous, unilobed maxillæ.

The antennæ are divided into three main portions, of which the apical portion is composed of three joints, and the basal of two joints, except in *Oligarthrum*, in which genus the basal portion consists of a single joint only; the intermediate portion, or funiculus, varies to a great extent in the number of its joints, and on this variation the distinction between many closely allied genera chiefly depends, and, moreover, the relative proportions of these joints is a specific character of the utmost importance. When the antennæ are withdrawn for the purpose of concealment, or rest, the apical portion is folded vertically back upon the funiculus, and in this position is received into a hollow space, for it can scarcely be called a groove, extending along the inner side of the eye as far as the anterior coxæ. It is obvious, therefore, that such a position renders it a matter of considerable difficulty to extend the antennæ sufficiently to obtain a correct view of the number and proportions of the minute joints of the funiculus. But, however difficult it may be, such an investigation is indispensable, for, as I have already said, on the number and proportion of these joints both the generic and specific distinctions often entirely depend.

In this family, the organs of the mouth and proportions of the skeleton of the under side, and also of the tarsi, are very characteristic, and generally

uniform. The unusual development of the second joint of the maxillary and the labial palpi distinguishes the *Corylophide* from many other families, and prevails, with trifling modifications, through all the genera; although in the maxillary palpi of *Sacium* and *Arthrolips* this character is somewhat evanescent, yet in their labial palpi it becomes so strongly developed that these organs present the appearance of small circular plates attached to the anterior extremity of the labium, and it is only after immersion in Canada balsam that their true character can be ascertained. In these two genera, and indeed in almost all the *Corylophide*, the organs of the mouth are so exceedingly delicate and fragile, that their dissection is a far more difficult operation than it would be in the case of the smallest Trichopterygian.

The two curious genera, *Aphanocephalus* and *Phanocephalus*, discovered by Mr. Lewis in Japan, and described as *Corylophide* by Mr. Wollaston, differ so widely in many essential points from the *Corylophide* type that a mere tribal separation becomes wholly inadequate. *Aphanocephalus* exhibits, instead of the normal unilobed maxilla, a maxilla with three separate lobes, resembling the maxilla of all the *Trichopterygide* except in this one point—that the outer lobe, an integral part of the stipes, is not placed, as in the *Trichopterygide*, on the same level as the true lobes, but rises from the middle of the outer disc of the stipes, and does not extend for more than half of its own length beyond the base of the other lobes. This lobe is very conspicuous without dissection in the mouth of any *Aphanocephalus*.

The stipes itself, which in the true *Corylophide* is always small, sometimes almost rudimentary, is in this genus as long and as large as it is in the *Trichopterygide*. Again, in the rounded and wholly enclosed anterior coxæ, and in the enormous size of the mesosternal epimera, *Aphanocephalus* assimilates the *Trichopterygide*; but in the shape and disposition of the coxal cavities it is unlike that family or the *Corylophide*; the same remark also applies to its antennæ, whose club appears to consist of a single articulation, and, although the separation of the joints may be discerned under a high power, at first sight it much resembles the solid club of *Sphærius*. In *Aphanocephalus* all the tarsi are distinctly three-jointed, without any trace of the usual small penultimate joint; its wings are also formed on a very different plan, and in shape and neuration resemble the wings of the *Silphide*. In short, the large size of the first ventral segment is the only *Corylophide* character in the skeleton of *Aphanocephalus*, although some affinity is shown in the shape of the palpi and some other organs of the mouth. It is, therefore, impossible to retain *Aphanocephalus* among the *Corylophide*; and, since the genus cannot be placed in any other family, I have designated its species as *Pseudocorylophide*.

An almost similar isolation occurs in the case of *Phanocephalus*; for, while it possesses no single character in common with *Aphanocephalus*, its bilobed maxille and *Silphide* posterior coxæ effectually prevent its association with the true *Corylophide*. The only practicable course to pursue is to consider the genus as a distinct family in itself.

It is not easy to determine correctly the systematic position of the *Corylophidæ*; from the peculiar formation of the antennæ, from their position when at rest, and from the large, elongate, and free or prominent anterior coxæ, and also from the general arrangement of the skeleton of the under side, it is impossible to ignore their close affinity to the *Silphidæ*. And for these reasons I believe that to place the *Corylophidæ* before the *Silphidæ* would be the most natural arrangement that could be made. In external appearance many genera of this family present a resemblance to the *Anisotominae* so striking, that it is difficult at first sight to determine whether they do not really belong to the *Silphidæ*. In *Peltinus* and some others the prosternum is reduced, as in *Agathidium*, to the smallest possible dimensions, and leaves the coxal cavities open in front and behind. If, therefore, the *Corylophidæ* are placed before the *Silphidæ* in proximity to the *Anisotominae*, a much greater harmony of form and anatomy would be attained than by leaving them where they now stand, or by removing them to any other position.

In the foregoing remarks I refer to the true *Corylophidæ* alone; those species which I have separated into a distinct family, the *Pseudocorylophidæ*, I would retain in the position now occupied by the whole family—I mean in the vicinity of the *Coccinellidæ*.

The *Phænocephalidæ* make a yet further approach towards the *Silphidæ* by their bilobed maxillæ, and by the contiguity of their posterior coxæ, which are very widely separated in all the *Corylophidæ*. Like many *Silphidæ*, the posterior coxæ of *Phænocephalus* are also furnished with prominent trochantins, a structure never found in the true *Corylophidæ*. It may be thought unadvisable to create a separate family for the reception of a single species, at present represented by a single specimen. But I do not see any other course to pursue. The bilobed maxillæ and *Silphidæ* posterior coxæ are anatomical characters of too much importance to permit the association of *Phænocephalus* with the *Corylophidæ*, and it is still farther removed from the *Pseudocorylophidæ* by every part of its anatomy. Since, then, the very same characters which remove *Phænocephalus* from the *Corylophidæ* indicate its affinity to the *Silphidæ*, I feel that I am justified in placing *Phænocephalus* as a connecting family between the true *Corylophidæ* and the *Silphidæ*.

By the above arrangement the Families would stand in the following order.
viz. :—

LEPTINIDÆ.
CORYLOPHIDÆ.
PHÆNOCEPHALIDÆ.
SILPHIDÆ.

And thus a greater harmony of both form and anatomy would be effected than is presented by any existing systematic arrangement.

In this work, as well as in others, I have often described the anterior coxal cavities as “*open in front and behind.*” Some entomologists, I find, object to the use of that term, but I do not think that any other definition could express so accurately the form of the part in question. It would be manifestly absurd to describe a cavity

as "closed at the sides," which has no side wall to enclose it. The coxal cavity is understood to be a more or less cup-shaped hollow in the sternum, formed to receive that portion of the leg called the coxa. This cavity is often so far closed on its upper side that it becomes difficult to withdraw the coxa, and the articulation thus formed assumes the shape of a ball-and-socket joint; but, on the other hand, as in many *Staphylinidæ*, the hinder part of the sternum is sometimes excised, and the coxa left free and unconfined: between these two extremes there exists every possible modification in the form of this cavity. In the case of the genera referred to above, it becomes a mere depression of the surface of the sternum without any side walls in front or behind, and can therefore only be described as *open in front and behind*.

By their geographical distribution, the *Corylophidæ* seem to prefer the warmer regions of the world; the majority of those found in Europe occur in the more southern parts of that continent, and very few above the latitude of Greenwich. The comparatively large number of the European species may readily be accounted for by the greater length of time since they attracted the notice of entomologists, and the greater number of workers engaged in their pursuit. But, nevertheless, like the *Trichopterygidæ*, they have been much neglected; and the numerous species lately added to their list prove that the *Corylophidæ* are more abundant than they were hitherto supposed to be.

In the following list I have included only those species which I have myself examined; many of those omitted are doubtless true species, but I cannot speak of them from personal knowledge; all such are, however, referred to in my extracts from the works of other authors. *Vide* pp. 7-21.

GEOGRAPHICAL DISTRIBUTION OF THE SPECIES DESCRIBED IN
THIS WORK.

Found in Europe	41	Peculiar to Europe	38
" " Asia	45	" " Asia	43
" " Africa	4	" " Africa	1
" " America	56	" " America	53
" " Australasia	8	" " Australasia	8
" " Oceania	3	" " Oceania	3
" " Atlantic Islands	5	" " Atlantic Islands	4
" " West Indian Islands	7	" " West Indian Islands	6
Common to Europe, Asia, Africa			
" " Europe, Africa			1
" " Asia, America			2
" " Africa, Atlantic Islands			1
" " America, Oceania			1
" " America, West Indian Islands			1

The Species found in America are thus distributed :—

America—Northern	15
„ Central.....	34
„ Southern	7

It now only remains to me to express my warmest thanks to all who have kindly assisted me: to Dr. Horn, Mr. Schwartz, Capt. T. L. Casey; to MM. C. Brisont de Barneville, Borre, Van de Poll, Fleutiaux, Sallé, and Prof. Fiori; to my lamented friends, Dr. Leconte, Dr. N. A. C. Dohrn, Mr. E. W. Janson, MM. de Marseul and Perris; in my own country, to Dr. Sharp, Messrs. Champion, Lewis, and Waterhouse, and especially to Herr Reitter and Dr. P. B. Mason, I am indebted for the means of bringing this work to completion. Without their help any investigation of these obscure classes of *Coleoptera* must have been hopeless; and, indeed, to the generosity of my last-mentioned friend, Dr. Mason, its present publication is entirely due.

LITERATURE.

In this part of my work I shall not translate the descriptions of antecedent authors into Latin, as I did in my 'Trichopterygia Illustrata,' in order both to avoid the charge of pedantry, unjustly imputed by some hypercritical reviewers, and also because the original descriptions are for the most part fully and accurately detailed, and of modern date. To facilitate reference, I have arranged the various authors alphabetically, and not in chronological order.

BRISOUT DE BARNEVILLE (CH.)

Catalogue des Coléoptères Européens, Grenier (1863).

Sacium brunneum.—In the Appendix to M. Grenier's Catalogue this species is fully described (*vide* Matériaux pour la Faune Française, p. 70).

BROUN (THOS.)

New Zealand Journal of Science, No. 2, vol. i. p. 490 (1883).

Holopsis nigellus.

„ **pallidus.**

„ **Lawsoni.**

These species are described, somewhat cursorily, by Mr. Broun in the above work as belonging to *Holopsis*, which he terms a genus of "*Cranophorites*" having nine jointed antennæ. The first and last named I have dissected, and found to be perfectly normal species of *Coryphodes*. *H. pallidus* is, I feel sure, a variety of *H. nigellus*. *H. Lawsoni* was originally regarded by Mr. G. R. Crotch as a Coccinellid.

COMOLLI (ANT.)

Coleopt. Provincie Novocomi, p. 50 (1837).

Clypeaster piceus (Kunzé, 1834).—This species (now *Arthrolips piceus*) is well described by M. Comolli; by the reference to Kunzé, it would appear that the species had previously been named by that entomologist in MS.

DUVAL (CL.)

Genera Coleopt. Europ. ii. pp. 230–234 (1859).

Sacium rufithorax, p. 232.

„ **discedens**, p. 233.

Corylophus sublævipennis, p. 234.

Moronillus ruficollis, p. 234.

Orthoperus pilosiusculus, p. 236.

I have received types of these species from Herr Reitter and several other experienced entomologists, and, having compared them with M. Duval's original and very accurate descriptions, I believe that the following notes will prove to be correct:—

S. rufithorax seems to be a good and distinct species of *Arthrolipsis*.

S. discedens is identical with, and long posterior to, *S. obscurus*, Sahlberg.

C. sublævipennis is a well-known and genuine species.

Moronillus ruficollis.—This is also a well-known species, but the generic name is posterior to *Rhyppobius*, Le Conte.

Orthoperus pilosiusculus.—M. Duval's description of this insect appears to me to point unmistakably to the species generally known as *O. coriaceus*, Rey., and, since M. Duval's name possesses an undoubted claim to priority, it should be retained.

[The author appears to have had some doubt on this point, and retained the name *coriaceus* for the species in the descriptive part of his MSS.—Ed.]

ERICHSON (W. F.)

Archiv für Naturgeschichte, Berlin, 1812, i. p. 240.

Corylophus thoracicus.

„ *fasciatus*.

Both species are well described. By the shape of its thorax the former evidently belongs to *Sericoderus*, and in size and colour agrees well with dark examples of *S. lateralis*. The latter, *C. fasciatus*, is the American *Sacium fasciatum*, which, like many of its congeners, varies much in size.

GYLLENHAL (L.), Eq. aurat.

Insecta Succica.

Cryptophagus brunripes, vol. i. pt. i. p. 185 (1808).

„ *atomus*, l. c.

Cosyphus pusillus, vol. i. pt. ii. p. 526 (1810).

„ *lateralis*, vol. i. pt. iv. App. p. 516 (1827).

Until lately several species of *Orthoperus* have been comprised under the name "*brunripes*, Gyll.": but through the exertions of M. Wankowicz and Herr Reitter these have now been satisfactorily separated upon very evident superficial characters, and the original name retained for that form alone which agrees the most closely with Gyllenhal's description.

A very similar confusion has also occurred in the case of *Cosyphus pusillus*: this name has been applied to several species of *Sacium*, any one of which would agree fairly well with Gyllenhal's characters. I have therefore chosen as my type of *Sacium pusillum* the species which bears that name in most of the chief continental collections.

In Pt. iv. App. p. 516, Gyllenhal has accurately described *Sericoderus lateralis*, also as a species of *Cosyphus*.

KIRSCH (TH.)

Deutsche Entomologische Zeitschrift, 1876, vol. xx. p. 132. "Der Peruanischen Käferfauna."

Arthrolipsis posticus.—Ovalis, postice truncatus, pubescens, ferrugineus, prothorace semicirculari, margine antico deplanato, testaceo; elytris dimidio posteriori (margine apicali et laterali excepto) nigris. Long. 1 $\frac{1}{2}$; lat. 1 mill.

Arthrolipsis thoracicus.—Oblongo-ovalis, pubescens, fuscus, subtus dilutior, prothoracis margine antice utrinque atque elytrorum apice flavescens. Long. 1; lat. $\frac{3}{4}$ mill.

Sericoderus tropicus.—Ovatus, glaber, subtus fuscus, abdomine pedibusque dilutioribus; supra fusco-testaceus; prothorace semicirculari, lateribus anguste marginato, angulis posticis acuminatis; elytris subtilissime crebre punctatis. Long. 1 $\frac{3}{4}$; lat. 1 mill.—Twice larger than *S. lateralis*, base of the clytra dark, thorax semicircular, with the margin slightly reflexed, without hairs, finely and densely punctured.

Corylophus Peruanus.—Breviter ovalis, glaber, laevis, niger, prothorace antico pedibusque testaceis, prothorace antice rotundato, margine paullo (lateraliter magis) deplanato; coleopteris apice rotundatis, lateribus marginatis. Long. $1\frac{1}{4}$; lat. 1 mill.—Broader than *C. cassidoides*, black, shining, front of thorax and legs yellow, thorax semicircular, with the margins slightly reflexed, posterior angles acute, elytra moderately convex, sides margined.

Although the foregoing descriptions are too imperfect for identification without the aid of types, the species seem to be distinct, since the characters given do not agree with any others with which I am acquainted; but from such scanty material it is not possible to form any reliable opinion.

KRAATZ (G.)

Berlin Ent. Zeitschr. 1869, p. 285.

In this paper Dr. Kraatz reviews the nomenclature of several species of *Sacium* and *Arthrolips*, and gives the following synonymic list as the result of his observations:—

Sacium pusillum , Gyll.; Thoms.
„ <i>pusillum</i> , Duval? ?
„ obscurum , Sahlb., not Dejean.
„ <i>corticinum</i> , Thoms.
„ <i>pusillum</i> , Redtenb.
„ <i>atrum</i> , Parreyss.; Zeigl.; Dejean.
„ ? <i>discedens</i> , Duval.
„ nanum , Muls.
„ brunneum , Brisout.
„ Maderæ , Kraatz.
„ <i>pusillum</i> , Wollaston.
Arthrolips piceus , Comolli.
„ <i>obscurus</i> , Duval.
„ <i>obscurus</i> , Dejean, not Sahlberg.
„ var. <i>converiusculus</i> , Motsch.
„ humilis , Rosenhauer.
„ <i>rufithorax</i> , Duval.

Judging by the miscellaneous condition of the nomenclature of this family, it would seem to me very doubtful whether some of the specimens submitted to Dr. Kraatz possessed any affinity to the species whose name they bore on their labels; at any rate, after a careful examination of a large number of individuals, I have arrived in some instances at a conclusion differing from that expressed in the foregoing synonymy. All the examples of *Sacium obscurum* which I have seen belong to the genus *Arthrolips*, and are totally distinct from *A. piceus*. Of *Sacium corticinum* I have only seen a single example, but this exhibited 11-jointed antennæ. With regard to *S. discedens*, I quite agree with Dr. Kraatz that it is synonymous with *S. obscurum*. *Arthrolips rufithorax* is a distinct and good species (if I can judge from types in M. Jekel's collection), and cannot be associated with any other. In the same collection there was a *Sacium* labelled *S. nanum* which was clearly identical with *Arthrolips rufithorax*, and, since this is the only specimen I have met with bearing the name "*nanum*," I am unable to express any opinion as to that species; in Gemminger and Harold's Catalogue *S. nanum* is quoted as a synonym of *S. pusillum*. I have often seen examples of *A. humilis* with their thorax rufescent, but these are totally different from *A. rufithorax* both in size and shape. In this paper Dr. Kraatz very properly changes the name of a *Sacium* found in Madeira by Mr. Wollaston, and called by him *S. pusillum*, into *S. Maderæ*.

LATREILLE (P. A.)

Cuvier, Règne Anim. ed. ii. t. v. p. 162 (1858).

Cossyphus pusillum, Gyll., is made a separate genus by M. Latreille in the above work, under the name *Clypeaster*; but, since that name had been previously used for a genus of Echinoderms, it was subsequently cancelled by Dr. Le Conte, and "*Sacium*" substituted in its stead.

LE CONTE (J. L.)

In the Proc. Acad. Nat. Sciences, Philad. vol. vi. p. 112 et seq. (1852), Dr. Le Conte described many new species of *Corylophida*, and one new genus, *Rhyphobius*; he also proposed the term *Sacium* for the genus previously known as *Clypeaster*, a name which had been already used to designate a genus of Echinoderms. In this paper he adopts *Microsphaera*, Redt., in the place of *Orthoporus*, Steph.; but seems afterwards to have changed his mind, for in his later works he again uses *Orthoporus* for that genus; in so doing he appears to have acted judiciously, for, although he accuses Stephens of having inaccurately described the antennæ of his genus, yet immediately after he blames Redtenbacher for a very similar fault, and, when errors are mutual, it is certainly preferable to retain the name originally given.

Dr. Le Conte's descriptions are good and characteristic, and easily recognized; some of them I have transcribed below, as I have been unable to obtain any authentic types of those species; but the rest I have myself described in the present work from specimens kindly presented by Dr. Horn and others.

The following new species are here described by Dr. Le Conte, viz.:—

Sacium lugubre.	Sericoderus obscurus.
„ obscurum.	„ flavidus.
„ amabile.	„ subtilis.
„ lepidum.	Corylophus marginicollis.
„ lunatum.	„ truncatus.
„ decolor.	Rhyphobius , gen. nov.
„ misellum.	„ marinus.
„ scitulum.	Orthop. (<i>Microsphaera</i>) glabra.

“**Sacium obscurum.**—Elongato-ellipticum, dense subtiliter pubescens, atrum, thorace antice utrinque testaceo, elytris dense subtiliter punctatis, Long. '08. North shore of Lake Superior, two specimens. This is very similar to *S. lugubre*, but the elytra are much more finely punctured.”

“**Sacium amabile.**—Elongato-ellipticum, thorace testaceo medio nigro, elytris subtiliter punctulatis, piecis, macula basali, altera ad medium, apicibusque testaceis, pedibus flavis. Long. '07-'06. Junction of the Colorado and Gila rivers.—Similar in form to *S. obscurum*, clothed with fine prostrate hairs; head yellow, thorax semi-elliptical, a little longer than wide, sinuate at the base, moderately margined on the sides, testaceous with a black vitta reaching from the apex almost to the base; elytra scarcely wider than the thorax, broadly subtruncate at the apex, finely punctulate, black with a spot at the base, another transverse one just behind the middle, and the apex testaceous; suture not elevated. Beneath black, feet yellow.”

Sacium decolor.—Ellipticum, rufo-piceum, subtiliter pubescens, thorace pallidiori, medio obscuro, elytris subtiliter punctulatis, pedibus flavis. Long. '03. Two specimens, San José, California.—Elliptical, rufo-piceous, finely pubescent, thorax paler, diaphanous at the sides, dark in the middle, almost semicircular, slightly sinuated at the base, elytra very finely punctulate, rounded at the apex; body beneath piecous, abdomen paler, feet yellowish.

Sacium scitulum.—Late ellipticum, nigrum, subtilissime pubescens, thorace flavo, puncto antico obscuro, elytris subtiliter punctulatis, fascia postica lata, margine apicali pedibusque flavis. Long. '025. Colorado River, California.—Smaller than the others, and more broadly oval, very finely pubescent. Thorax semicircular, with a dark spot near the anterior margin. Elytra black, very finely punctulate, with a broad testaceous fascia behind the middle, scarcely reaching the sides, apex rounded, narrowly margined with yellow. Body beneath black; abdomen testaceous, feet yellow.

Sericoderus flavidus.—Flavo-testaceus, flavo-pubescens, thorace macula antica obscura notato, basi late sinuato, elytris subtilissime punctulatis. Long. '03. New York and Lake Superior.—Ovate, one-half longer than wide, uniformly yellowish testaceous, densely pubescent. Thorax semicircular, margined, with a fuscous spot at the apex; base broadly rounded in the middle, sinuate each side, posterior angles moderately produced. Elytra very finely and densely punctulate, very slightly narrowed to the apex, which is broadly truncate. Pectus dusky.

[I find a note among the MSS. that this is identical with *S. lateralis*.—Ed.]

Sericoderus obscurus.—Rufo-piceus, flavo-pubescent, thorace lateribus rufis, basi utrinque subangulato, elytris subtiliter punctulatis, apice pedibusque flavis. Long. .025. One specimen, New York.—Smaller than *S. flavidus* and a little narrower; the thorax is more broadly rounded in the middle, and the posterior angles are more produced, forming with the middle of the base a distinct angle; the elytra are a little more narrowed behind, and seem more distinctly punctured; the truncated margin is yellowish; beneath dusky, feet and tip of the abdomen yellowish.

Sericoderus subtilis.—Flavo-testaceus, flavo-pubescent; thorace macula antica obscura notato, angulis posticis valde productis; elytris punctulatis. Long. .02. Illinois, Wilcox.—Smaller and more convex than *S. flavidus*, with the thorax not so transverse, and the posterior angles much more produced; the elytra are more narrowed posteriorly and more distinctly punctured; the pectus is scarcely darker than the abdomen.

In the Proc. Amer. Philosoph. Soc. xvii. p. 399 (1878), Dr. Le Conte described three species of *Orthoperus*, viz. *O. scutellaris*, *O. suturalis*, and *O. elongatus*; of these I have only seen *O. scutellaris*, but this proved on dissection to belong to *Sphærius*. The following are his own descriptions of the other two:—

“**Orthoperus suturalis.**—Oval, rounded, slightly convex, piceous-black, glabrous, shining, scutellum distinct, elytra with a very fine sutural stria slightly visible from the middle to the tip. Long. .05 mm. = .02 inch. Enterprize, Florida.—Smaller, or of the same size as *O. glaber*, but easily known by the distinct scutellum, and fine sutural stria; the elytra are very sparsely and indistinctly punctulate, as in the preceding.

“**Orthoperus elongatus.**—Oblong, elongate, convex, piceous, moderately shining; scutellum distinct; elytra with a very fine sutural stria, effaced behind, but curving in front around the base, and ending half-way between the scutellum and the humerus, tips separately rounded; with the apex of the abdomen more prominent than in the other species. Long. .05 mm. = .02 inch. Tampa, Florida.—Smaller and narrower than the other species, very much the form of a *Ptilium*.”

[This species is described in the Biol. Centr. Amer. col. ii., part i. p. 105 (1887), as *Enigmaticum ptilioides*, n. s.—Ed.]

In the Bull. U. S. Geograph. and Geolog. Survey, v. p. 512 (1879), Dr. Le Conte described a new species of *Sacium*, which he named *S. biguttatum*: but, since I have not seen any type of this species, I can only quote his original description:—

“**Sacium biguttatum.**—Elongate, black, very finely pubescent; prothorax not wider at the base than its length, sides and apex strongly margined, diaphanous in front for nearly one-third of its length; elytra each with a rounded red spot a little behind the middle and half-way from the suture to the side; under surface and legs black. Long. 1.6 mm. Vita Pass, Colo.—Of the same size as *S. lugubre* and *S. obscurum*, but the prothorax is rather longer, and the elytral spot distinguishes it at first sight.”

MARSHAM (T.)

Coleoptera Britannica (1802).

Dermestis Cassidoïdes, p. 77.

„ *picatus*, p. 80.

„ *punctum*, p. 80.

To attempt to identify a species by the vague remarks which represent descriptions in this work would be perfectly useless. *D. Cassidoïdes* has nevertheless been retained for the *Corylophus* which now bears that name, owing to its subsequent adoption by Mr. Stephens. —*D. picatus* and *D. punctum* are supposed to represent respectively the well-known species of *Orthoperus*—*O. atomus*, Gyll., and *O. atomarius*, Heer.

MOTSCHULSKY (VICTOR v.)

Bulletin de la Société Impériale des Naturalistes de Moscou, t. xxii. p. 90 (1849).

Clypeaster convexiusculus, M. — Oblongo-ovatus, convexiusculus, fusco-niger, subtilissime punctulatus, leviter griseo-pubescent, thorace antice reflexo, pallido, pellucido; antennis, abdominalibus segmentis ultimis, prosterno, pedibusque testaceis, femoribus abdomineque infuscatis. Long. — $\frac{1}{2}$ l.; larg. $\frac{1}{4}$ l. Hab. South of Spain.

Shape of *C. pusillum*, but twice smaller, rather more convex, and more elongate, &c.

C. ptilioides.—This species is mentioned casually without remark or reference.

Études Entomologiques, vii. p. 121 (1858).

Sacium unifasciatum. — Oblongum, subovatum, depressum, nigrum, glabrum, thorace, fascia postica elytrorum, pedibusque rufo-testaceis. Long. $\frac{1}{2}$ l.; lat. $\frac{1}{4}$ l. Hab. Birma.

Shape of *S. pusillum*, but smaller, with the thorax longer, and a broad testaceous band on the posterior part of the elytra.

A second species, rather smaller, distinguished from the preceding by its browner colour, and by a second transverse testaceous band placed on the anterior part of the elytra near the base, which is brown. Hab. Birma.—**S. bifasciatum**.

A third species of the size of *S. unifasciatum*, but more oval, and more attenuated posteriorly; the whole surface covered with a velvety pubescence, testaceous brown, darker on the upper part of the elytra and on the under side. Hab. Birma.—**S. indicum**.

A fourth species, almost as large as *S. pusillum*, but more narrow and elongate, more parallel and less depressed, with the thorax shorter, reddish testaceous, narrowly infuscated on the suture and margins of the elytra. Hab. India.—**S. convexiusculum**.

Bull. Soc. Mosc., t. xxxix. p. 126 (1866).

Sacium convexiusculum, Motsch.— $\frac{1}{2}$ l. +.

Sacium picipenne, Motsch.—Statura et color *S. pusilli*, sed thorace testaceo, elongato-ellipticum, depressum, nitidum, nigro-piceum, thorace pedibusque testaceis. Long. $\frac{1}{2}$ l.; lat. $\frac{1}{4}$ l.—“Des montagnes d’Nura Ellia.”

Sacium luridum, Motsch.—Statura *S. pusilli*, sed paulo minor, elongato-ellipticum, parallelum, nitidum, lurido-testaceum, elytris antice paulo infuscatis, testaceo-puberulis. Long. $\frac{1}{2}$ l.; lat. $\frac{3}{8}$ l.—Nura Ellia.

Sericoderus infuscatus, Motsch.—Statura *S. laterali*, sed duplo major, subovatus, subconvexus, cinereo-sericeus, rufo-testaceus, elytrorum marginibus lato infuscatis. Long. $\frac{1}{2}$ l.; lat. $\frac{1}{4}$ l.—Nura Ellia.

Moronillus orientalis, Motsch.—Statura et color *M. ruicollis*, sed duplo major et thorace piceo; subrotundatis, convexus, nitidus, niger, thorace piceo, antice testaceo-marginato. Long. $\frac{1}{2}$ l.; lat. $\frac{1}{4}$ l.—Nura Ellia.

Obs. In the long essay from which the foregoing descriptions have been transcribed most of the species appear to have been found on the “Mountains of Nura Ellia,” but on p. 117 one is mentioned from Colombo, Ceylon.

It is much to be regretted that references to Col. Motschulsky’s types is now impossible, except by a pilgrimage to Moscow. From my own experience of his correctness in distinguishing the species of *Trichopterygidae*, I believe that the greater part of those named by Col. Motschulsky in the foregoing extracts would prove to be good and genuine species. But, since the descriptions are wholly inadequate for identification, his species must be held in abeyance until some naturalist, well qualified for the task and favoured by accidental advantages, may be able to restore their names to the muster-roll of science.

MULSANT ET REY.

Annales de la Soc. Linn. de Lyon, t. viii. (1861).

Clypeaster nanus, p. 113. — Oblongus, leviter convexus, subnitidus, subtiliter punctulatus, tenuiter densius pubescens, piceus, pronoto antice pallide pellucido; antennis pedibusque fusco-testaceis. Pronoto semicirculari, antice et lateribus explanato, angulis posticis rectis. Elytris apice singulatim late rotundatis. Long. 0.0014; larg. 0.001.

Body oblong, moderately convex, finely and faintly punctured, clothed with a fine grey pubescence; colour piceous, more or less dusky.

Antennæ long, testaceous, club dusky.

Prothorax large, semicircular, almost as broad at the base as the elytra, slightly convex, very finely and closely punctured, piceous with two large pale transparent spots in front.

Elytra oblong, faintly rounded at the sides, faintly convex, faintly and closely punctured, pitchy brown.

Legs rather short, dusky testaceous.

Obs. Closely resembles *C. pilosulus*, Gyll.; differs only in its fine pubescence.

Orthoperus anxius, p. 115. — Breviter ovalis, leviter convexus, subnitidus, subtilissime alutaceus, subglaber, nigro-piceus, pronoti lateribus et elytrorum apice dilutioribus, antennis pallidis, clava infuscatis, pedibus fusco-testaceis; pronoti angulis posticis subrectis, obtusiusculis. Long. 0.0005; larg. 0.0004.

Body oval, rather short, slightly convex, almost smooth, obsoletely alutaceous, shining pitchy black.

Prothorax large, as wide at the base as the elytra, posterior angles almost right angles, slightly convex, smooth, shining pitchy black, sides rather paler.

Elytra short, oval, slightly rounded at the sides, moderately convex, obtusely truncate, smooth, obsoletely alutaceous, shining pitchy black, apex paler.

Legs short, dusky testaceous.

Differs from *O. corticalis* in its smaller size, dusky legs, elytra more distinctly alutaceous, sides of the thorax more rounded, less margined.

Orthoperus coriaceus, p. 116. — Breviter ovalis, leviter convexus, subnitidus, subglaber, nigro-piceus, pronoti lateribus et elytrorum apice sensim dilutioribus, pedibus antennisque testaceis, parum clava infuscata, pronoti angulis posticis subrectis, elytris subtilissime alutaceis, et præterea obsoletè punctulatis. Long. 0.0005; larg. 0.001.

Body short, oval, moderately convex, almost smooth, shining pitchy black.

Antennæ large, testaceous, club dusky.

Prothorax large, transverse, as wide at the base as the elytra, sides slightly rounded and slightly margined, posterior angles nearly right angles, slightly convex, smooth, very obsoletely alutaceous, shining pitchy black, sides slightly paler.

Elytra short, oval, slightly rounded at the sides, obtusely truncate, moderately convex, smooth, shining pitchy black, with the apex ferruginous, very finely alutaceous and very finely punctured.

Legs short, testaceous.

“This species has been confounded with *O. corticalis*, but is smaller, sides of the thorax more rounded and less margined, elytra more distinctly alutaceous, and less distinctly punctured. Intermediate between *O. corticalis* and *O. pilosiusculus*.”

Obs. In the foregoing extracts from MM. Mulsant and Rey I have transcribed the Latin, and quoted the more important parts of the French descriptions, for I cannot perceive any character by which *O. anxius* can be distinguished from *O. coriaceus*; but, since I have never seen an authentic type of the former species, it would be unfair to express any opinion as to their identity; and the same observation applies equally to *C. nanus*.

On p. 121 of this work the new genus *Peltinus*, and its species *P. velatus*, are fully and accurately described.

PERRIS (E.)

Annales de la Société Entomologique de France, 1852, p. 587.

Mémoires de la Société Royale des Sciences de Liège, t. x. p. 270, &c. (1855).

In the former of these publications M. Perris describes in an exhaustive manner the various stages of *Orthoperus piceus brunneipes*, Gyll.), and in the latter those of *Arthropis piceus*.

These original observations of a naturalist so well known and so distinguished as M. Perris form an invaluable record of the life-history of the *Corylophida*; and, since it has never been in my power to make any similar investigations, I have availed myself of the researches of M. Perris, and in their proper place have transcribed at great length his descriptions, and have carefully copied his figures of the larva and pupa of both species. From the strong resemblance which these two extreme forms bear to each other, it may well be concluded that the intervening genera would not differ much from their type.

PHILIPPI (R. A., and F.)

Stettin. Ent. Zeitung, 1864, p. 401.

Clypeaster variegatus.—“L. e. $1\frac{1}{2}$ lin. Ovatus, pubescens; prothorace sordide carneo, punctis maculisque fuscis plus minusve picto; elytris sordide carneis, maculis punctisque fuscis et nigris marmoratis; corpore subtus, pedibusque rufis fuscis. Hab. Valdivia.”

I have copied Dr. Philippi's description verbatim, because it is not sufficiently definite to justify any positive conclusion; but I am much inclined to believe that probably both *Sacium Oberthuri*, Reitter, and *S. incertum*, Matthews, will prove to be identical with *S. variegatum*, Philippi, although the fact can be ascertained only by comparison with the type-specimens in the collection of Dr. Philippi.

In extensive genera, like *Sacium* or *Trichopteryx*, it must inevitably happen that many species of science will prove to be merely local forms of more comprehensive species of nature. But it is far preferable to consider as distinct species those forms which exhibit distinctive specific characters, such as shape of outline, sculpture, convexity, &c., than to amalgamate indiscriminately diverse forms under one specific name, which would thereby lose its identity, or to have recourse to the objectionable habit of creating subspecies or subgenera.

REDTENBACHER (L.)

Fauna Austriaca, ed. ii. p. 299 (1858); ed. iii. p. 327.

Orthoperus corticalis.—The only copy of the Faun. Aust. to which I have had access was one of ed. iii.; but the short description of *A. corticalis* given on p. 327 agrees perfectly with types of that species in the collections of Herr Reitter and other continental entomologists. On p. 513 of the same edition Herr Redtenbacher appears to consider that his genus *Gryphinus* is identical with *Sericoderus*.

REY (C.)

L'Échange, Revue Linnéen (Lyon), No. 50, February 15th, 1889.

In this periodical M. Rey has published some critical notes on various species of *Corylophida*. Of many of these notes I am unable to form any trustworthy opinion, and in all such cases must be content to transcribe his observations, confining my own remarks to those species with which I possess a more perfect acquaintance.

Sacium Rhenanum, Reitter. — “This species corresponds with *Clypeaster nanus*, Mulsant and Rey. The latter is distinguished by the obsolete punctuation of the elytra, and an oblong sutural impression situated behind the middle.”

Clypeaster lividus, Dejean. — “This is a testaceous variety of *C. brunneus*, Brisout.”

Clypeaster discedens, J. Duv.—“This seems to me to be distinct from *C. obscurus*, Sahlb. It is rather more compact (*ramassé*), the elytra are more faintly punctured, and their suture more finely, or scarcely at all, elevated behind.”

Clypeaster nitens, Rey.—“Closely allied to *S. densatum*, Reitter. It is nevertheless distinguished by its rather more parallel shape, more shining surface, and especially by its more rounded sutural angle of the elytra.—Spain.”

Arthrolips regularis, Reitt.—“This species is found in Provence. The variety *A. laevicollis*, Rey, is possibly a distinct species. It is perceptibly smaller, the prothorax is almost smooth on the disc, the elytra are very obsolete punctured, and more contracted behind.—Hyères.”

Corylophus nigripennis.—“I have separated from *C. sublaripennis* a *Corylophus* of a slightly smaller size, with almost entirely black elytra, equally finely punctured, but with the interstices smoother and more shining. It may be merely a variety.”

Orthoperus peregrinus “is perhaps *O. anxius*. It is smaller, rather smoother and more shining than *O. anxius*; less shining and less distinctly punctured than *O. pilosiusculus*.”

Of the species thus noticed by M. Rey, I have not seen types of *Clypeaster nitens*, *Arthrolips laevicollis*, *Corylophus nigripennis*, or *Arthrolips peregrinus*, and therefore cannot express any opinion of their merits; but I have received from various sources specimens labelled “*S. nanum*.” Of these some were identical with *S. densatum*, others with *S. pusillum*, and one with *Arthrolips rufithorax*; but none resembled *Sacium Rhenanum*.

The only type of *Clypeaster lividus* which I have seen was identical with *Sericoderus lateralis*.

I have examined many examples of *C. discedens*, and all have proved identical with *Arthrolips obscurus*.

In the foregoing observations I have merely recorded my own experience, but in the confused state of nomenclature prevailing in this family it would be rash to assert any claim to infallibility. Specimens often seem to have been labelled promiscuously or by conjecture; in one collection I met with *Sacium pusillum* represented by a miscellaneous series comprising *S. Damryi*, *densatum*, and *latum*, *Arthrolips humilis*, *Sericoderus lateralis*, and *Anis. Reclerrii*.

RYE (E. C.)

Entomologists' Monthly Magazine, vol. x. p. 167 (1873).

A new species of *Aphanocephalus* is here described by Mr. Rye under the name of *A. Wollastoni*. The description is short, and does not enter into details.

REITTER (E.)

Herr Reitter has done much good work among the *Corylophida*, and increased the list by the addition of twenty new species, separated with correct discrimination, and described with his wonted accuracy.

In ‘L’Abeille,’ vol. xvi. pp. 1-12 (1877), he has given a revision of the species *Sacium* and *Arthrolips*, and to those previously described added the following new species, viz. :—

Sacium Rhenanum.
 ,, *latum*.
 ,, *orientale*.
 ,, *densatum*.
Arthrolips regularis.
 ,, *ferrugatus*.

To these he subsequently added many other species at different times, and in various publications.

In Mittheilungen des Munchener Ent. Vereins, 1877, p. 126 :—

Sacium atrum.
Sericoderus castaneus.
 „ *fulvicollis.*
 „ *pallidulus.*

In Verhandlungen der Kaiserliche-Königlichen Zool.-botanisch Gesellschaft in Wien, 1878, pp. 169-191, he describes the following species, viz. :—

Arthrolips similaris.
 „ *Oberthuri.*
 „ *fenestratus.*
Sericoderus pallidus.

I have not seen a type of *A. similaris*, but the immense series of *A. (Sacium) Oberthuri* taken by Mr. Champion in Central America proves beyond a doubt that that species is liable to vary much both in size and in the markings of the elytra, and for this reason I am inclined to think that *A. similaris* is a variety of *A. Oberthuri*. The former of these is thus described by Herr Reitter :—

“ *Arthrolips similis*, n. sp.—Oblongo-ovalis, breviter pubescens, fuscus, prothorace (macula oblonga in medio sita excepta) fascia elytrorum transversa communi, extus abbreviata, paulo pone medium, et margine apicali, pygidio, antennis pedibusque, plus minusve rufo-testaceis. Long. plus 1 mm.”

To this description he adds that it is “ quite like the following (*A. Oberthuri*) in form and colour, but smaller, more closely and more finely punctured, and chiefly distinguished by the shorter and more silky pubescence; the spots on the base of the elytra appear to be wanting in this species.”

In Deutsche Ent. Zeitschr. 1884, p. 58, he describes :—

Sacium Damryi.

In Deutsche Ent. Zeitschr. 1884, p. 117 :—

Moronillus pumilus.

And in Wiener Ent. Zeit. iv. p. 273 (1885) :—

Arthrolips Simoni.
Peltinus Matthewsii.
 „ *alutaceus.*

It would be useless in this place to transcribe verbatim the accurate and satisfactory descriptions of Herr Reitter, especially since all the species except two will be fully described in the subsequent pages from authentic types kindly transmitted to me by himself.

Among the foregoing notices of Herr Reitter's publications, I find that I have omitted to mention the following in their proper places :—

In Deutsche Ent. Zeitschr. 1878, p. 126 :—

Sericoderus Revelierei.

In Deutsche Ent. Zeitschr. 1876, p. 312; 1878, p. 199 :—

Orthoperus punctulatus.

Also many notes on other species.

ROSENHAUER (W. G.)

Thiere Andalus. p. 347 (1856).

Arthrolips (Sericoderus) humilis.

Rhyphobius (Moronillus) discolor.

These are well described, and the distinctive characters of *A. humilis* clearly defined in the following words :—“ Distinguished from *S. picus* by the greater and more regular

roundness of its body, by the elytra being scarcely enlarged behind the shoulders, and by the smooth interstices of the thorax."

M. Duval is probably correct in supposing *M. discolor*, Rosenh., to be merely an immature condition of *M. ruficollis*, Duv.

STEPHENS (J. F.)

Illustrations of British Entomology, Mandib. ii. p. 185 (1829).

- Clypeaster**, (Ander.) n. gen.
 ,, **cassidioides**, Marsh.
Orthoperus, n. gen.
 ,, **picea**.
 ,, **truncatus**.
 ,, **nigricans**.
 ,, **atomus**.
Sericoderus, n. gen.
 ,, **thoracicus**.
Corylophus, n. gen. Manual Brit. Col.

The generic names given by Mr. Stephens have been universally accepted by subsequent writers more from courtesy to their author than from any inherent validity; indeed, the claim of priority is the only plea that can be urged in their favour, for it is impossible to say that they were *described* by him. But, although his *genera* have thus been allowed to stand, a similar concession could not be extended to his species, for even conjecture would fail to identify any of them. The term *Corylophus* was substituted by Mr. Stephens in his 'Manual' for *Clypeaster*, Latr.⁵²

SCHWARTZ (H.)

Proc. American Philosophical Soc. xvii. p. 356 (1878).

Mr. Schwartz, in this paper, has very accurately and distinctly described two new species, viz. *S. molinum* and *S. splendens*, and very kindly sent types of both species to me, from which I have made my own descriptions. I have placed both species in the genus *Arthrolips*, since their antennæ, when immersed in Canada balsam, exhibit only ten articulations.

THOMSON (C. G.)

Skand. Col. iv. p. 118 (1863).

Sacium corticinum.

The only type of *S. corticinum* which I have seen was in the collection of M. S. de Marseul; this specimen distinctly exhibited 11-jointed antennæ, although in size and colour it much resembled *Arthrolips obscurus*. The species is carefully and accurately described by M. Thomson.

WANKOWICZ (M.)

Annales de la Soc. Ent. de France, 1865, p. 299.

Orthoperus punctatus.

,, **Kluki.**

These two species are shortly but very distinctly described.

* It appears to have been quite overlooked by authors that the alteration of this generic name was made by Stephens in his 'Illustrations of British Entomology,' Mandib. vol. v. (Supplement), p. 405 (1832), seven years prior to the date of his 'Manual of British Coleoptera.'—O. E. J.

WOLLASTON (T. V.)

Insecta Maderensia, pp. 474-481 (1854).

Clypeaster pusillus.

Arthrolips, gen. nov.

Corylophus tectiformis.

Glaeosoma, gen. nov.

.. velox.

Catalogue Coleopt. Mad. p. 140 (1857).

Arthrolips æqualis.

Ann. and Mag. Nat. Hist. 3rd Series, viii. p. 103 (1861).

Microstagetus, gen. nov.

.. parvulus.

Coleopt. Hesperidum, p. 51 (1868).

Arthrolips testudinalis.

Ent. Month. Mag. ix. p. 278 (1873).

Aphanocephalus, gen. nov.

.. hemisphericus.

Ent. Month. Mag. x. p. 167 (1873).

Phænocephalus, gen. nov.

.. castaneus.

In these works Mr. Wollaston has described with his well-known accuracy all the genera and species mentioned above. Of his genera, *Arthrolips* has been universally accepted; *Glaeosoma* had been previously described by Dr. Le Conte under the name of *Rhyssobius*; *Aphanocephalus* and *Phænocephalus* are still retained for their respective species, but I have separated them from the *Corylophidæ* on account of their totally diverse anatomy.

All the species described by Mr. Wollaston as new to science still bear the names which he gave them, but the one which he supposed to be identical with *C. pusillum*, Gyll., subsequently proved to be entirely distinct from that species, and was redescribed by Dr. Kraatz as *S. maderæ*. My own descriptions have been made from types kindly presented to me by Mr. Wollaston and Mr. Dale.

In order to bring the *résumé* of the literature of the *Corylophidæ* up to the present date (March, 1899), I have extracted the subjoined notes from various papers which were either unknown to Mr. Matthews, or have been published subsequently to the time when he completed his MSS.

I have in all cases quoted the original words, and not translated them. These are arranged in chronological order. I have to thank Herr Reitter for directing my attention to some of the papers, especially those published in 'L'Échange,' a paper unfortunately without any index, although it contains original descriptions.—Ed.

REITTER (E.)

Deutsche Entomologische Zeitschrift, vol. xxxv. p. 20 (1891).

Sericoderus basalis, n. sp.—Subrotundatus, nigro-fuscus, subtilissime pubescens, parum nitidus, antennis (clava subinfuscata) pedibusque testaceis, capite prothoraceque flavo-rufis, nitidis, unicoloribus, oculis nigris, elytris rufo-testaceis, basi nigris aut infuscatis. Long. 1 mm.

Kasalinsk.

Sericoderus flaviventris, n. sp.—Kleiner als der vorige, ähnlich geformt, oben ganz gleich gefärbt, glänzender, unten sammt Fühlern und Beinen einfarbig bloss braungelb. Long. 0·8 bis 0·9 mill.

Tunis.

Moronillus sibiricus, n. sp.—M. ruficollis valde similis sed major, magis rotundatus, fortiter nitidus, supra haud alutaceus, punctura elytrorum distinctiore, simplicia differt.

Chaborowka in Ostibirien.

ABEILLE de PERRIN (E.)

L'Echange, Revue Linnéenne, vol. x. p. 91 (1894).

Peltinus gigas, n. sp.—1 mm. Fuscus, nitidus, globosus, laevis, sub oculo fortissime armato subtiliter punctulatus; thorace dilutiore, praesertim ad marginem anticam rufo-testaceo, antice angulatum rotundato; elytris breviter ovatis, ad apicem haud truncatis, sed conjunctim rotundatis.

Algiria, in montis Edough muscis a me lectus.

Annales de la Société Entomologique de France, vol. lxiv. Bull. p. cxxlvi (1895).

Arthrolips sanctæ-balmæ, n. sp.—Nigro-piceum, breviter ovatum ♂, subquadrum ♀, pube brevissima et fugace indutum, thoracis limbo antico pallido-pellucido; antennis fuscis; pedibus dilutioribus; thoracis basi vix bisinuata. Long. 1, 2 mill.

D'un brun de poix, avec la partie antérieure du corselet d'un jaune translucide, ainsi que les bords latéraux. Tête petite; antennes d'un brun foncé. Corselet transversal, large, à peu près en demi-cercle, régulièrement convexe, un peu plus clair que les élytres, à points très fins et assez serrés; à base sinuée presque insensiblement. Écusson concave, arrondi. Élytres à peine plus larges que le corselet à leur base, larges, arrondi sous l'épaule et rétrécis de là au sommet, où ils sont arrondis séparément; à épaules encloses intérieurement par une petite ligne courbe, fine; à ponctuation extrêmement fine et assez dense, plus forte et aciculée dans le bas; à pubescence courte et rare, de couleur vineuse. Pieds d'un roux obscur, plus clairs que les antennes, surtout ceux des deux premières paires.

♂. Élytres arrondis plus fortement sous l'épaule, rétrécis fortement de là au sommet.

♀. Élytres presque parallèles, à peine rétrécis de l'épaule au sommet.

Among damp dead leaves at St. Baume, Var, France.

M. Abeille de Perrin notes here that he possesses the types of *Sacium nanum*, Muls., and that these are not identical with (*Arthrolips*) *obscurum*, Sahl. They are, however, the same thing as *S. brunneum*, Bris., of which that author had given him types. The latter name therefore sinks into the synonymy of *Sacium nanum*, Muls.

GUILLEBEAU (F.)

Annales de la Société Entomologique de France, vol. lxvi. Bull. p. 164 (1897).

Arthrolips Sicardi, n. sp.—Long. 1-2 mill. D'un noir de poix, le bord antérieur du corselet avec deux taches translucides assez étroites, le sommet des élytres plus ou moins rougeâtre, la pubescence fine et couchée.

Tête testacée; antennes à base testacée, la massue noirâtre. Corselet bien plus étroit que les élytres, subogival, le pourtour très finement relevé, la base légèrement arquée, très finement rebordée, les angles postérieurs droits. Écusson arrondi en arrière, presque lisse.

Élytre deux fois et demi aussi longs que le corselet, arrondis sur les côtés, la suture déprimée dans le premier quart, relevée et finement rebordée ensuite jusqu'au sommet, le pointillé très fin. Dessous d'un noir de poix; le bord postérieur des segments ventraux largement testacé, le métasternum et le premier segment ventral avec un pointillé extrêmement fin; pattes d'un testacé ferrugineux, les cuisses plus ou moins rembrunies. On rencontre des exemplaires entièrement ferrugineux.

Tunisie. Galés.

L'Échange, Revue Linnéenne, vol. xiii, p. 22 (1897).

Arthrolips vittatus, n. sp.—Aussi grand mais plus large que *regularis*, Reitt. Tête, corselet et élytres d'un testacé ferrugineux, une bande suturale commune plus étroite à la base, une antre latérale et les épipleures noirs; dessus assez densément et finement pubescent.

Corselet transverse, convexe, arrondi en avant, un peu plus étroit que les élytres brillants, étroitement rembruni à la base, à ponctuation assez serrée, mais peu distincte; la base arquée en arrière, un peu avancée au-devant de l'écusson. Élytres légèrement arqués sur les côtés, un peu plus étroits au sommet ou ils sont séparément et faiblement arrondis, la suture très finement rebordée près du sommet. Dessous finement pubescent, noir, les segments ventraux étroitement à leur bord postérieur et le segment anal testacés. Antennes et pattes d'un testacé ferrugineux.

Un exemplaire. Marignane.

REITTER (E.)

Wiener Entomologische Zeitung, vol. xvii, p. 17 (1898).

Arthrolips Doderói, n. sp.—Regulariter oblongo-ovalis, subtilissime griseo-puberulus, testaceo-rufus, prothorace leviter pallidiore, elytris apice vix infusatis, antennis pedibusque pallide flavis; prothorace semirotundato, longitudine paulo latiore, vix perspicue punctulato, elytris ovatis, dense subtilissime punctatis, pygidio pallido, minutissime punctulato; subtus concolor, dense punctulatus et subtiliter puberulus. Long. 1-1.1 mm. Süd-Margelan.

Corylophus punctipennis, n. sp.—Dem *C. cassidioides* ähnlich, ähnlich gefärbt, aber grosser, im Umriss viel breiter, fast rund, was Veranlassung war, dass ich diese Art lange für einen *Rhyssalus* hielt und ihm auch so Herrn Standinger, von dem er stammt, bestimmte. Er unterscheidet sich ausserdem durch die dichte und ziemlich starke Punktur der Flügeldecken, die Basis derselben ist breit geschwärzt, die dunkle Färbung weniger gesättigt, die Hälfte der Decken einnehmend und hinten weniger begrenzt, die Grenzen überall verwaschen. Die Brust ist auf der Unterseite dunkelbraun, die Bauchsegmente heller braun, die Vorderbrust, der Mund, die Fühler und Beine gelb. Long. 1 mm.

Süd-Margelan, in Turkestan.

Corylophus sublævipennis, v. n., **politus**, m.—Der Stammform ganz ähnlich, aber noch feiner und spärlicher punktiert, die Punktur nur bei starker Vergrösserung erkennbar, Oberseite heller gelbroth gefärbt, die Flügeldecken zur Spitze heller, ohne deutlichen dunklen Lateralleck; Unterseite schwarz, Mund, Fühler und Beine gelb. Grösse wie die Stammform. Ist vielleicht eine besondere Art.

Moronillus sibiricus, Rittr., is a genuine *Corylophus*.

Orthoperus duplicatus, n. sp.—Kurz-oval, gewölbt, felt-glanzend, schwarzbraun oder braunschwarz, die Ränder des Halsschildes, die Seiten und Naht der Flügeldecken verwaschen, heller rothbraun gefärbt, Mund, Fühler und Beine gelb, die Fühlerkeule abgedunkelt. Oberseite des Halsschildes und der Flügeldecken am Grunde hautartig reticulirt, darzwischen wenig dicht, ausserst fein, nur bei starker Vergrösserung wahrnehmbar, einfach punktiert, und mit kurzen, anliegenden, mikroskopischen Härchen besetzt, die unter der Lupe noch nicht zu sehen sind. Halsschild doppelt so breit als lang, von den fast spitzwinkeligen Hinterecken nach vorne verengt, der Hinterand leicht gerundet. Flügeldecken kurz, eiförmig gewölbt. Long. 1 mm.

Aus dem Quellgebiete des Irkut in Ostsibirien.

GANGLBAUER (L.)

Die Kafer von Mitteleuropa, Band iii. p. 271 (1899).

This author gives the following synonymy:—

Sacium nanum, Muls.; *rhenanum*, Reitter.**Arthrolips obscurus**, Sahl.; *Sancta-Balma*, Abeille de Perrin.**Orthoperus pilosiusculus**, Duval; *corticalis*, Kraatz (1874); *atomus*, Matth., Ent. Month. Mag., 1885.The following species are more or less fully described. *vis.*:—**Sacium pusillum**, Gyll.,, **nanum**, Muls.,, **brunneum**, Bris.**Arthrolips obscurus**, Sahl.,, **piceus**, Com.,, **humilis**, Rosenh.,, **vittatus**, Guilleb.**Peltinus velatus**, Muls.,, **alutaceus**, Reitt.**Corylophus cassidioides**, Marsli.,, **sublævipennis**, Duv.**Sericoderus lateralis**, Gyll.,, **Revelieri**, Reitt.**Moronillus ruficollis**, Duv.**Orthoperus punctulatus**, Reitt.,, **punctatus**, Wank.,, **brunnipes**, Gyll.,, **atomus**, Gyll.,, **pilosiusculus**, Duv.,, **coriaceus**, Muls.,, **anxius**, Muls.,, **atomarius**, Heer.

CORYLOPHIDÆ.

METAMORPHOSIS AND LIFE-HISTORY OF THE CORYLOPHIDÆ.

(PLATE A.)

WE are indebted for all that is known of the life-history and metamorphosis of the *Corylophidæ* to the researches of the late M. Perris, of Mont de Marsan. In the 'Annales de la S. Ent. de France,' 1852, p. 587, he gives a detailed account of the larva and pupa of *Orthoperus*; and in an essay, published in the 'Mémoires de la Société Royale des Sciences de Liège,' t. x., 1855, p. 270, &c., he describes at great length and with great perspicuity the anatomy, as well as the outward form, of the various stages of *Arthrolips*. He also adds many valuable observations on their habits and mode of life, and in plate v. of the same work gives excellent figures of the larva and pupa with many dissections; and, since in this part of the world we have no opportunity of making such investigations, I shall, in their proper place, transcribe almost verbatim M. Perris's descriptions. With regard to their mode of life, M. Perris seems to think, although he mentions it in a conjectural manner, that these animals are more or less carnivorous (a fact asserted in the 'Fourth Report of U. S. Entomological Commission,' p. 97, in the case of a kindred genus *Sericoderus*), and I think that the anatomy of the mouth in all the tribes of the *Corylophidæ* except *Saciina* fully corroborates this idea. In the *Saciina* alone the mandibles are of a feeble character, but even among them the single lobe of the maxilla is of a decidedly carnivorous type. It seems more than probable that the food of the *Corylophidæ* is of a varied description, and that M. Perris, judging from the condition in which he found the larvæ, as well as the perfect insect—i.e. under the decaying bark of trees—is right in supposing their nourishment to consist, in part at least, of detritus, or of the excrement left by xylophagous animals. The observations of M. Perris refer especially to the *Saciina*, and throughout that tribe the shape and peculiar articulation of the mandibles, and the fact that their edges do not traverse each other, but close together after the fashion of pincers, combine to give these organs the action of a spoon—a very necessary power if M. Perris's conjecture as to their food is correct.

LARVA OF ARTHROLIPS.

L. c. 2 mm.—Body elliptic, depressed, greyish-white above, paler beneath, upper surface covered with robust, truncate, rufescent hairs, either cylindrical or inversely conical, longest on the back and sides, interspersed with a few longer hairs.

Stigmata, nine on each side; of these two are on the *mesothoracic* segment, and two on each abdominal segment.

Head small, much narrower than the thorax, suborbicular, rather flat, dusky rufescent, with two small longitudinal channels on the disc, furnished in front and on the sides with fine hair.

Epistoma transversely linear.

Labrum very small, transverse, semielliptical.

Mandibles moderately long, narrow, arcuate, pointed, but not dentate.

Maxillæ and *mentum* large, forming a single organ, distinguished from each other by a superficial channel on each side, together occupying more than half of the under side of the head. *Maxille* ovate, without any visible lobe.

Maxillary palpi prominent, three-jointed; one very short; two rather longer; three slender, as long as the preceding two.

Labium short, transverse, very faintly emarginate.

Labial palpi small, biarticulate, extending slightly beyond the second joint of the maxillary palpi.

All these organs are rufescent.

Antennæ inserted on the sides of the head, moderately long, four-jointed; one short and thick; two slightly longer; three nearly as long as the preceding two, furnished at its extremity with three or four small hairs; four, the longest of all, slender, and furnished with one long and two or three shorter hairs. Below each antenna and opposite to its base there is a round ocellus.

Prothorax nearly twice as long as the head, rather narrowed anteriorly, deeply bisinuated at the sides, with a large subtriangular brown spot on the disc, divided in the middle by a whitish longitudinal line, with an indistinct transverse fold near the posterior margin.

Mesothorax and *metathorax* each shorter than the prothorax, with a rather indistinct fold on the middle.

Abdomen subconical, composed of nine segments, nearly equal in length, the four first gradually broader, the five last gradually narrower; all except the last very convex, with deep intersections, and marked with a deep fold on the middle. The apical segment is semidiscoidal, rufescent, flat, and subcorneous above, furnished on the under side with an extensile process.

Legs six, two on each thoracic segment, short, subconical and livid; *coxæ* robust; *trochanters* very small; *femora* strong, cylindrical; *tibiæ* as long as the three preceding articulations, conic, and furnished with hairs; *tarsi* represented by a long subulated claw, dilated beneath at the base, and furnished with a very long bristle spatuliform at its extremity.

PUPA.

M. Perris does not give any detailed description of this stage; he merely makes the following observations:—

"The nymph is at first white, afterwards rufescent. Its various parts are closely wrapped together, and but little elevated. The margin of the prothorax, the sides, and the dorsal surface are covered with fine and very close hairs of unequal length. The extremity of the abdomen is entire, and almost smooth."

LARVA OF ORTHOPERUS.

l. c. 1-1½ mm.—Body composed of twelve segments, elliptic, depressed, livid-white, paler on the under side, covered with very minute tubercles regularly arranged, bearing stout conical hairs forming a fringe at the sides; thoracic segments strongly developed, especially the first, marked with a transverse fold terminating in a depression on each side, giving the appearance of a double segment; on the prothoracic segment is a subquadrate brown spot, divided longitudinally by a white line; *abdominal* segments short; apical segment semiellipsoidal, furnished beneath with a small extensile protuberance.

Head small, oval, livid-white, darker towards the base, furnished with a few hairs.

Antennæ inserted on the hinder part of the head, slightly arcuate, three-jointed; one short; two nearly twice as long as the first; three as long as the preceding, but more slender and rather subulated.

Epistoma short. *Labrum* broad and prominent, circularly rounded in front.

Maxillary palpi very prominent, three-jointed; one rather long and stout; two shorter and more slender than the first; three as long as the two preceding, robust, incrassate near the middle, especially on the inner side, with a single long hair at the apex.

Maxille unilobed; lobe large, trapeziform, with the anterior angle acute.

Labium short, not prominent, quadrately truncate.

Labial palpi small, two-jointed.

Mandibles moderately robust, slightly arcuate, acutely pointed, and rufescent.

Legs short, three-jointed, furnished with bristles, and terminating in a faintly curved hook or claw.

PUPA.

Of the pupa of *Orthoperus*, M. Perris merely says that it is fixed in position by its posterior part encased in the white skin of the larva, and is divested of every hair and every appendage.

LIST OF SPECIES.

In the following list the region inhabited by each species is denoted by these abbreviations, viz. :—

Europe	E.
Asia	As.
Africa	Af.
Atlantic Islands	At.
Australasia	Aust.
America, North	Am.
America, Central	Am. c.
America, South	Am. m.
Oceania	O.

Fam. **CORYLOPHIDÆ.**Tribe **PHANEROCEPHALINA.**GEN. **Ænigmaticum**, Matth.

Sp. *elongatum*, Le Conte Am. c.

GEN. **Ectinocephalus**, Matth.

tropicus, Matth. Am. c.

GEN. **Conodes**, Matth.

conicus, Matth. Am. c.

Tribe **SACIINA.**GEN. **Sacium**, Le Conte.

Imperiale, Matth. As.
Oberthuri, Reitter Am. c.
incertum, Matth. Am. c.
fasciatum, Erichson Am.
balteatum, sp. n. Am.
lunatum, Le Conte Au.
tropicum, Matth. Am. c.
latifasciatum, Matth. Am. c.
bicolor, sp. n. As.
indefinitum, sp. n. Am. m.
politum, sp. n. As.
quadrimaeculatum, sp. n. As.
flaviventre, sp. n. As.
bifasciatum, sp. n. Af.
instabile, sp. n. Am.
formosum, sp. n. As.

Sp. *fenestratum*, Reitter Am. c.
concinnum, sp. n. As.
orientale, Reitter E.
Mexicanum, Matth. Am. c.
latum, Reitter E.
Damryi, Reitter E., As.
atrum, Reitter Am. c.
pusillum, Gyll. E.
densatum, Reitter E.
pubescens, sp. n. Am. m.
assimile, sp. n. As.
Rhenanum, Reitter E.
lugubre, Le Conte Am.
oblongum, sp. n. E.
parvum, Matth. E.
collare, Matth. Am. c.
marginatum, Matth. Am. c.
alutaceum, Matth. As.
mundum, sp. n. E.
corticinum, Thoms. E.
brunneum, Brisout. E.
elongatum, sp. n. Aust.
humerales, sp. n. Aust.
Walkeri, sp. n. Aust.
Maderæ, Kraatz At.
aureum, sp. n. Am. m.
rufulum, sp. n. As.
picicorne, sp. n. As.
brevicorne, sp. n. As.
rugosum, sp. n. As.
flavum, sp. n. As.
flavicorne, sp. n. As.
longipes, sp. n. As.
Marsenlii, Matth. E.
laticolle, Matth. Am. c.
Californicum, sp. n. Am.

GEN. <i>Arthrolips</i> , Wollaston.		Sp. pubipennis, Sharp	Oc.
Sp. Lewisii, sp. n.	As.	fulvicollis, Reitter	Aust.
suffusus, Matth.	As.	pallidulus, Reitter	Aust.
bimaculatus, Matth.	As.	subquadratus, Nietner	As.
dimidiatus, Matth.	As., Am. c.	minutus, sp. n.	Am.
Senegalensis, Matth.	Af.		
splendens, Schwartz	Am.		
mollinus, Schwartz	Am.		
lepidus, Le Conte	Am.		
rufithorax, Duval	M.		
testudinalis, Wollaston	At.		
Simoni, Reitter	E.		
Fiorii, sp. n.	As.		
Westwoodii, sp. n.	Am. m.		
croceus, Matth.	As.		
semipunctatus, Matth.	As.		
flavicollis, Matth.	As.		
oblongus, sp. n.	As.		
piceus, Comoli	E.		
misellus, Le Conte	Am.		
humilis, Rosenhaur	E.		
niger, Matth.	Am. c.		
ovatus, Matth.	Am. c.		
hirsutus, Matth.	Am. c.		
regularis, Reitter	E., Af.		
ferrugatus, Reitter	As.		
innotabilis, sp. n.	Am.		
nitidus, sp. n.	Am.		
equalis, Wollaston	At.		
obscurus, Sahlberg.	E.		
scaber, sp. n.	E.		
elegans, Matth.	As.		
rotundatus, Matth.	As.		
GEN. <i>Meioderus</i> , gen. nov.			
nitidus, sp. n.	As.		
GEN. <i>Meizoderus</i> , gen. nov.			
fuscus, sp. n.	As.		
Tribe <i>SERICODERINA</i> .			
GEN. <i>Anisomeristes</i> , Matth.			
Sharpi, Matth.	Aust.		
ater, Matth.	Aust.		
basalis, Sharp	Oc., Am.		
flavus, sp. n.	Aust.		
Revelierii, Reitter	E.		
castaneus, Reitter	As.		
GEN. <i>Sericoderus</i> , Stephens.			
brevicornis, Matth.	Aust.		
latus, Matth.	E.		
forticornis, sp. n.	E.		
lateralis, Gyllenhal	E.		
crassus, Matth.	Aust.		
		GEN. <i>Microstagetus</i> , Wollaston.	
		parvulus, Wollaston	At.
		GEN. <i>Oligarthrum</i> , Matth.	
		Waterhousii, Matth.	Am. m.
		GEN. <i>Peltinus</i> , Mulsant.	
		Walkeri, Matth.	E.
		orientalis, Matth.	As.
		alutaceus, Reitter	E.
		Matthewsii, Reitter	As.
		velatus, Mulsant	E.
		GEN. <i>Corylophus</i> , Stephens.	
		tectiformis, Wollaston	At.
		Japonicus, sp. n.	As.
		cassidioides, Marsham	E.
		sublaevipennis, Duval	E.
		Reitteri, Matth.	E.
		GEN. <i>Microum</i> , Matth.	
		ovoforme, Matth.	Am. c.
		GEN. <i>Lepadodes</i> , Matth.	
		Chilensis, Matth.	Am. m.
		GEN. <i>Corylophodes</i> , Matth.	
		Championis, Matth.	Am. c.
		glabratus, Matth.	Am. m.
		punctipennis, sp. n.	As.
		torquatus, Matth.	Am. c.
		Jansoni, Matth.	Am. c.
		brevicornis, sp. n.	Aust.
		orbicularis, Matth.	Am. c.
		marginicollis, Le Conte	Am.
		ater, sp. n.	
		pusillus, sp. n.	Am.
		nigellus, Brönn	Aust.
		unicolor, Matth.	As.
		castaneus, Matth.	Am. c.
		rotundus, Sharp	Oc.
		truncatus, Le Conte	Am.
		suturalis, Sharp	Oc.
		Lawsoni, Crotch	Aust.
		ochraceus, sp. n.	As.
		pellucidus, sp. n.	Am. c.

Sp. Schwartzii, sp. n.	Am.	Sp. brunnipes, Gyllenhal	E.
insignis, Matth.	As.	punctatulus, Matth.	E.
		corticalis, Redtenbacher	E.
GEN. <i>Hoplicnema</i> , gen. nov.		Japonicus, sp. n.	As.
Sallae, sp. n.	Am. c.	atomus, Gyllenhal	E.
		ovalis, Matth.	Am. c.
GEN. <i>Lewisium</i> , gen. nov.		Columbianus, Matth.	Am.
Ceylonicum, sp. n.	As.	Borrei, Matth.	E.
Japonicum, sp. n.	As.	cribratus, sp. n.	Am.
		mundus, Matth.	E.
GEN. <i>Catoptyx</i> , Matth.		gracilipes, sp. n.	Am.
Bowringii, Matth.	As.	nigricans, Matth.	Am. c.
		ovatus, Matth.	Am. c.
Tribe <i>ORTHOPEPINA</i> .		coriaceus, Rey.	E.
GEN. <i>Rhyobius</i> , Le Conte.		glaber, Le Conte	Am.
marinus, Le Conte	Am.	equalis, Sharp	Oc.
Dohrnii, sp. n.	As.	atomarius, Heer	E.
Florianus, Matth.	E.	perpusillus, Matth.	Am. c.
Japonicus, sp. n.	As.	Crotelii, sp. n.	Am.
ruficollis, Duval	E.	[minutissimus, sp. n.]	Am.
velox, Wollaston	At., Af.		
brevicornis, sp. n.	Am. c.	Fam. <i>PSEUDOCORYLOPHIDÆ</i> .	
obtusus, Matth.	E.	GEN. <i>Aphanocephalus</i> , Wollaston.	
pumilus, Reitter	E.	impunctatus, Matth.	Am., m.
Guatemalensis, Matth.	Am. c.	hemisphericus, Wollaston.	At.
dissimilis, sp. n.	Am.	Wollastoni, Rye	At., As.
		vitreus, Matth.	As.
		quadrifaculatus, Matth.	As.
		dissimilis, Matth.	As.
GEN. <i>Orthoperus</i> , Stephens.		Fam. <i>PHÆNOCEPHALIDÆ</i> .	
punctulatus, Reitter	E.	GEN. <i>Phænocephalus</i> , Wollaston.	
Kluki, Wankowicz	E.	castanens, Wollaston	At.
punctatus, Wankowicz	E.		

Mr. Matthews unfortunately did not label the specimens he described as types; he only put the same number on each specimen of a species. Some of these are to be found in various collections, and not always labelled with the names he finally adopted. I have, therefore, thought it would be useful, as far as I am able, to give a list of those species which are not represented in his own collection, now in my possession. A few species, which I have not been able to trace, have been left blank in the subjoined list.—ED.

Sacium		flavum, Matth.	G. Lewis.
incertum, Matth.	Godman & Salvin.	flavicornis, Matth.	G. Lewis.
bicolor, Matth.	G. Lewis, as dimidia-	laticolle, Matth.	Godman & Salvin.
coccineum, Matth.	G. Lewis. [tum.	longipes, Matth.	
Mexicanum, Matth.	Des Gozis.		
orientale, Reitter	Kraatz.	Arthrolips	
assimile, Matth.	G. Lewis.	bimaculatus, Matth.	Mus. Brit., as bigut-
Rhenanum, Reitter		Senegalensis, Matth.	Mus. Brit. [tatus.
alutaceum, Matth.	Museum Britannicum	lepidus, Le Conte	Le Conte.
corticinum, Thomson	De Marscul.	Simoni, Reitter	A. Doderö.
picicornis, Matth.	G. Lewis.	Fiorii, Matth.	Fiori.
brevicornis, Matth.	G. Lewis.	ovatus, Matth.	Godman & Salvin.

innotabilis, Matth.	Mus. Brit., as brevi-	Corylophodes	
nitidus, Matth.	Mus. Brit. [cornis.		glabratus, Matth.
Anisomeristes		orbicularis, Matth.	Godman & Salvin.
castaneus, Reitter	Dodero; Mus. Brit., [as attenuatus.	ater, Matth.	Dr. Dohrn.
Sericoderus		ochraceus, Matth.	G. Lewis.
fulvicollis, Reitter	Mus. Brit., as austra-	pellucidus, Matth.	Sallé.
crassus, Matth.	Mus. Brit. [lis.	Rhybobius	
Oligarthrum		Guatemalensis, Matth.	Godman & Salvin.
Waterhousei, Matth.	Mus. Brit.	Orthoperus	
Waterhousei, Matth.	Mus. Brit., as Ortho- [perus, Waterhousei.	ovalis, Matth.	Godman & Salvin.
Peltinus		Columbianus, Matth.	Mus. Reg. Brux.
orientalis, Matth.	Mus. Brit., as Java- [nensis.	nigricans, Matth.	Godman & Salvin.
Corylophus		Phænocephalus	
Reitteri, Matth.		castaneus, Woll.	G. Lewis.

Note.—The name *O. minutissimus* does not occur in the manuscript list; but, as there are numerous specimens in the collection labelled with this name, and also a full description of the species in Mr. Matthews's note-books, I have thought it best to insert both name and description in brackets.

From the description and the specimens, it is, I think, synonymous with *O. perpusillus*.—ED.

CORYLOPHIDÆ.

CHARACTERES DIAGNOSTICI.

- Antennæ* articulis duobus basalibus semper magnis, primo maximo, recurvato; funiculo articulis 4-6 composito, quorum penultimus sæpe incrassatus est: clava triarticulata, valde incrassata, plerumque subfoliata.
- Palpi maxillares* 4-articulati, plerumque valde robusti, articulo secundo turgide incrassato, tertio brevissimo, transverso, quarto plerumque elongata, subconico. In *Sacio* et *Arthrolipside* palpi maxillares magis elongati et graciliores articulos subæquales habent.
- Palpi labiales* triarticulati articulo secundo plerumque maximo, sæpe turgide incrassato, tertio forma variabili, sæpe conico. In *Sacio* et *Arthrolipside* articulus secundus latissime cyathiformis est, atque tertius permagnus, obtusissimus.
- Caput* plerumque sub pronoto totum occultum, generibus paucis plus minusve exsertum, semper parvum; oculis lenticulis paucis, sat magnis, compositis, sæpe prominentibus.
- Pronotum* parvum, margine anteriori plerumque integrâ, vel circulariter vel ovaliter rotundata, interdum ad caput accipiendum plus minusve excisum.
- Venter* segmento basali semper permagno ceteris omnibus conjunctis plerumque æquali.
- Tarsi* semper 4-articulati articulo tertio minuto.
- Coxæ anteriores* fere contingentes, plus minusve liberae.
intermediae plus minusve distantes.
posteriores semper remotæ.

GENERAL CHARACTERS.

- Body* variously formed, elongate, more or less oval (*Saciina*); short, more or less attenuated posteriorly (*Sericoderina*); rounded (*Orthoperina*); or more or less hemispheric (*Corylophina*).
- Head* generally small, often completely covered by the pronotum, sometimes more or less exposed; *eyes* often large and prominent, with the facets large and few in number.
- Antennæ* very variable generically in the number of the joints, the two basal joints always large, and the apical forming a much incrassated club; sometimes one or more of the intermediate joints are enlarged, but all are generally short and small.
- Palpi* short and often very robust, *maxillary* four-jointed, and *labial* three-jointed. Their most distinctive characters are the excessive enlargement of the second joint of both labial and maxillary, and the small size and shortness of the third joint of the maxillary; the apical joint is generally slender and subconical. In *Sacium* and *Arthrolips* the labial palpi are circularly rounded on the outer side, the second joint being broadly cyathiform, and the third very large and very broad.
- Labrum* variable in size, generally ovally rounded, and often emarginate in front. In *Aphanocephalus* the labrum is furnished with a semi-oval lamina attached to the middle of its upper surface, and extending beyond its anterior margin.
- Mandibles* variable, generally very strong, and much rounded at the back, strongly hooked at the apex, and often armed with long and sharp teeth. In *Ithypobius* the mandibles are long and very slender, deeply bifid at the apex, with each extremity terminated with a sharp hook.
- Maxille* short, unilobed in all tribes, with the lobe long and strong; armed at its apex with sharp curved teeth. In *Ithypobius* and some other genera the inner edge of the lobe is simple.

- Mentum* moderate, subquadrate, or transversely oblong, sometimes dilated at the base.
- Labium* oblong, sometimes very short, generally furnished with paraglossæ at its anterior extremity. In *Saciium* and *Arthrolipsis* the labium is long and narrow, strengthened at the sides by strong and apparently articulated costæ.
- Lingua*, in many genera, large and very broad, usually more or less emarginate in front.
- Pronotum* with its anterior margin generally entire, and circularly or ovally rounded; but in some genera excised to receive the head.
- Scutellum* generally small, rounded or subtriangular; subscutellum very large and broad.
- Elytra* variable in form, generally rounded at the extremities, sometimes entire.
- Wings* ample, narrow and strongly nerved at the basal third of their length, and from thence expanded into a broad oval membrane, in which the venation is inconspicuous; hinder margin fringed with short setæ. In *Corylophodes* the basal portion is furnished on its hinder margin with a long oval winglet.
- Abdomen* composed of apparently seven segments, of which the two apical are corneous, and the rest membranaceous.
- Prothorax* generally very small, with the *prosternum* very short, often elevated between the coxæ; *episterna* minute, often inconspicuous; *epimera* moderate, generally enclosing the coxal cavities; *coxal cavities* oval or elongate, not contingent. In *Corylophus* and *Corylophodes* the coxal cavities are open on both sides.
- Pectus* with the *mesosternum* generally short; *episterna* large; *epimera* numerous and narrow, not reaching the coxal cavities in any genus except *Micröum* and *Ectinocephalus*; coxal cavities rounded and moderately distant.
- Metasternum* often very large, not extending to the sides of the body, with its hinder margin straight between the coxæ; *episterna* very long and large, sometimes reaching to the hinder coxæ; *epimera* long and narrow, generally concealed by the epipleural fold of the elytra, sometimes with their extremities inflexed beyond the episterna. Posterior coxæ always remote.
- Venter* composed of six segments, the basal segment is nearly equal in length to one half of the venter, the other segments are generally equal to each other, the apical being simple.
- Legs*, anterior, with the *coxæ* generally oval, sometimes elongate and narrow, more or less free or prominent; *trochanters* small, trigonal; *femora* simple, often robust; *tibiæ* generally simple, sometimes dilated near the middle, in *Orthoperus* elongate and incurved, and bluntly hooked at the apex, with the tarsi articulated above the extremity of the tibia; *tarsi* four-jointed, one generally long and simple, two rather shorter than one, generally much produced and deeply bifid at the lower side of its apical extremity, three usually very minute, four slender and long, thickened towards its extremity; *claws* generally slender and faintly curved, sometimes with an obtuse denticulation on the under side of the base.
- intermediate* and *posterior* very similar to the anterior, but much longer.
- Coxæ*, anterior, nearly contingent, more or less prominent.
- intermediate* moderately distant.
- posterior* always remote.

Some additional observations seem to be needed with regard to the mandibles, since it is difficult to express by delineation the correct form of these organs in many genera of *Corylophideæ*.

In the *Saciina* and in some others the stipes is long and flat, placed at the side of the head, and connected at its extremity with the mandible by an almost straight transverse suture. The mandible itself is short and broad, very convex on the outer side, and on the inner side deeply concave, in the form of a spoon or scoop.

In front it meets its fellow mandible, after the manner of pincers. This may be regarded as the typical form among the *Corylophida*; it attains its utmost development in *Corylophodes*, and seems to indicate that their food would consist in soft decaying vegetable matter.

In *Rhyphobius* and several other genera the mandible assumes a totally different shape. It is very long and slender, armed at its extremity with hooks; it is attached to the stipes much in the same way as the *Saciina*, but the stipes itself is free and folded back within the mouth, so that it appears capable of extruding the mandible considerably in front of the head.

In *Peltinus* and *Orthoperus* the form of the mandible approaches more closely the carnivorous type.

The *Corylophida* thus constituted may be divided into five tribes, distinguished from each other by the following characters:—

Head exposed	Phanerocephalina.
.. concealed, or nearly concealed, by the pronotum.		
Masillary palpi with the second joint simple	Saciina.
.. .. with the second joint strongly incrassated.		
Elytra truncate	Sericoderina.
.. entire.		
Head entirely concealed	Corylophina.
.. partly visible	Orthoperina.

TRIBE I.—Phanerocephalina.

This tribe is simply a miscellaneous collection of genera which are elongate in form, but agree in no external character except the protrusion of the head. I have thought it better to class them thus together than to divide them into separate tribes, since, if this were done, each genus would require a tribe for itself. If in process of time other genera should be discovered bearing affinity to either of those at present known, a further subdivision might then be properly made.

The genera now constituting the *Phanerocephalina* may be distinguished from each other by the following characters, viz.:—

Thorax widest near the middle	Ænigmaticum.
.. .. at the base		
Anterior margin of the pronotum entire, head prominent	Ectinocephalus.
.. deeply incised, head sessile		Conodes.

ÆNIGMATICUM. Pl. I., A.

Ænigmaticum, Matthews, Biol. Cent.-Amr. Col. ii. pt. i. p. 104 (1887).

Corpus elongato-ovale.

Caput sat magnum, prominens, totum exsertum; ore dellexo; parte gulari convexa; oculis magnis, valde prominentibus; antennis prope oculos insertis.

Antenna (Pl. I., A. fig. 7) novem-articulata, 1 prælongo, pyriformi, leviter recurvato; 2 magno, primo sat minori, elongato-ovato; 3 et 4 perparvis, gracilibus; 5 quarto longiori et crassiori; 6 perparvo, 7-9 valde et gradatim incrassatis, clavam moniliformem formantibus, apicali majori, apice subtruncato.

Palpi maxillares (Pl. I., A. fig. 5, w) magni, 4-articulati, 1 minuto; 2 permagno, ovato, turgide incrassato, nutice truncato; 3 perbrevis, transverso, secundo multum angustiori; 4 elongato, gracili, obtuse-conico, ad apicem setis instructo.

- Palpi labiales* (Pl. I., A, fig. 6, m) sat breves, robusti, triarticulati, 1 parvo, subtriangulari; 2 permagno, turgide ovato; ad apicem truncato; 3 conico, sat brevi atque gracili.
- Labrum* (Pl. I., A, fig. 3) modicum, fere quadratum, margine anteriori dentibus exiguis quatuor armata.
- Mandibulæ* (Pl. I., A, fig. 4) modicæ, fere simplices, parum recurvatæ, fortiter et acute uncinatæ, processu corneo intus ciliato ad basim instructæ.
- Maxillæ* (Pl. I., A, fig. 5) modicæ, unilobate, lobo sat gracili, leviter sinuato, simplici, apice acuto, leviter uncinato; stipes parvus.
- Mentum* (Pl. I., A, fig. 6, j) breve, latum, transverse oblongum.
- Labium* (Pl. I., A, fig. 6, k) breve, latum, ad latera costis latis, robustis, firmatum.
- Lingua* (Pl. I., A, fig. 6, l) angusta, valde elongata, palpibus pariter longa, apice fere recte truncato.
- Pronotum* sat magnum, margine anteriori et posteriori rectis, lateribus valde rotundatis; angulis posterioribus haud productis.
- Scutellum* modicum, subtriangulare.
- Elytra* longa, ovata, apicibus subtruncatis, rotundatis.
- Alæ* amplæ, membrana elongato-ovali, nervis solitis, sed fortioribus, firmatâ, margine posteriori fimbriatâ.
- Abdomen* segmentis septem compositum, tribus apicalibus corneis, quatuor basalibus coriaceis.
- Prothorax* (Pl. I., A, fig. 2, a) *prosterno* magno, inter coxas late elevato, postice producto, et valde dilatato; *episternis* longis, linearibus; *epimeris* magnis, receptacula coxarum sat late cingentibus; coxarum receptaculis ovalibus, sat distantibus.
- Pectus mesosterno* (Pl. I., A, fig. 2, d) sat parvo, *episternis* longis, sat angustis; *epimeris* humeralibus, parvis, brevibus, ad coxarum receptacula non extensis; coxarum receptaculis rotundatis, modice distantibus.
- metasterno* (Pl. I., A, fig. 2, g) magno, longo, ad latera corporis non extenso, margine posteriori inter coxas leviter rotundatâ; *episternis* longis, sat angustis, metasterno pariter longis; *epimeris* angustis, totis sub elytris occultis.
- Venter* segmentis sex compositus, 1 longo, magno; 2-6 brevibus, seipsis fere æqualibus, apicali integro; quatuor basalibus processibus lateralibus parvis instructis, sub elytris occultis.
- Pedes antici* trochanteribus parvis, trigonalibus; femoribus modicis; tibiis simplicibus, apices versus parum dilatatis; tarsis 4-articulatis, 1 et 2 perbrevis, 2 sat dilatato et profunde bilobato; 3 exiguo; 4 cæteris omnibus pariter longo, gracili; unguibus sat parvis.
- intermediæ* atque *posteriores* anticis similes.
- Coxæ anteriores* ovales, sat distantes, vix prominentes.
- intermediæ* rotundatæ, sat distantes.
- posteriores* pyriformes, ad episterna extensæ, longius remotæ.

Body elongate-oval.

Head rather large, prominent, wholly exerted; mouth deflexed; gular portion convex; eyes large and very prominent; antennæ inserted very near the eyes.

Antennæ (Pl. I., A, fig. 7) nine-jointed—1 very long, narrowly pyriform, and slightly recurved; 2 large, but smaller than the first, elongate-ovate; 3 and 4 very small, slender; 5 longer and thicker than the fourth; 6 very small; 7-9 gradually incrassated, forming a moniliform club with the apical joint largest, and subtruncate at the extremity.

Maxillary palpi (Pl. I., A, fig. 5, w) large, four-jointed—1 minute; 2 very large, ovate, turgidly incrassate, and truncate at the apex; 3 very short, transverse, much narrower than the second; 4 elongate, slender, obtusely conic, furnished with a few setæ at the apex.

- Labial palpi* (Pl. I., A, fig. 6, m) rather short, robust, three-jointed—1 small, subtriangular; 2 very large, turgidly ovate, truncate at the apex; 3 conic, rather short and slender.
- Labrum* (Pl. I., A, fig. 3) moderate, almost quadrate, armed on the anterior margin with four minute teeth.
- Mandibles* (Pl. I., A, fig. 4) moderate, almost simple, slightly recurved, strongly and acutely hooked, and furnished with an erect horny process at their base, ciliated on the upper part of its inner edge.
- Maxillæ* (Pl. I., A, fig. 5) moderate, unilobed, with the lobe simple, rather slender, and slightly sinuated, acute and faintly hooked at the apex; stipes small.
- Mentum* (Pl. I., A, fig. 6, j) short and broad, transversely oblong.
- Labium* (Pl. I., A, fig. 6, k) short and broad, strengthened at the sides with broad and strong costæ.
- Lingua* (Pl. I., A, fig. 6, l) elongate, narrow, as long as the palpi, nearly straight at its extremity.
- Pronotum* rather large, with the anterior and posterior margins straight, sides strongly rounded, posterior angles not produced.
- Scutellum* moderate, subtriangular.
- Elytra* long, ovate, subtruncate and much rounded at their extremities.
- Wings* ample, with the membrane elongate-oval, venuration strong but normal, posterior margin ciliated.
- Abdomen* composed of seven segments, four basal coriaceous, and three apical, large and corneous.
- Prothorax* (Pl. I., A, fig. 2, a) with the *prosternum* large, broadly elevated between the coxæ, produced and much dilated posteriorly; *episterna* long and linear; *epimera* large, rather broadly enclosing the coxal cavities; coxal cavities oval, rather distant.
- Pectus* with the *mesosternum* (Pl. I., A, fig. 2, d) rather small; *episterna* long, and rather narrow; *epimera* humeral, small, and short, not extending to the coxal cavities; coxal cavities rounded, moderately distant.
- metasternum* (Pl. I., A, fig. 2, g) large and long, not extending to the sides of the body, posterior margin between the coxæ slightly rounded; *episterna* long and rather narrow, as long as the metasternum; *epimera* narrow, entirely concealed by the epipleural fold of the elytra.
- Venter* composed of six segments—1 long and large; 2-6 short, equal to each other in length, apical segment entire; the four basal segments furnished with small lateral processes reflexed beneath the elytra.
- Legs anterior* with the trochanters small, trigonal; femora moderate; tibiæ simple, slightly dilated toward the apex; tarsi four-jointed—1 and 2 very short, the second rather dilated, and deeply bilobed; 3 minute; 4 as long as all the others united, slender; claws rather small.
- intermediate* and *posterior* like the anterior.
- Coxæ anterior* oval, rather distant, scarcely prominent.
- intermediate* rounded, rather distant.
- posterior* pyriform, remote, extending to the episterna.

This genus is the most abnormal of all the *Corylophidæ*, and in outward form bears no resemblance to any of the family. But its whole anatomy is so purely Corylophidæ, that no doubt can exist as to its proper position. In this respect *Enigmaticum* affords an apt illustration of the importance of the external skeleton of the under side, combined with the organs of the mouth, in seeking a correct clue to the systematic position of an unknown genus. In all these points it differs but little from the most normal type of the family. This is clearly shown by the unilobed maxillæ, the large size of the second joint of all the palpi, and the length of the first ventral segment, although on the upper side the antennæ alone present any Corylophidæ character.

Ænigmaticum elongatum, LeConte.

Orthoperus elongatus, Lec. Proc. Amer. Phil. Soc. xvii. p. 399, 1878.

O. Ptilioides, Matthews, Biol. Cent.-Amer. Col. ii. pt. i. p. 105, 1887.

L. c. $\frac{6}{16}$ lin. = .75 mm.—Elongato-ovale, modice convexum, per totum fortiter eleganterque alutaceum, rufo-brunneum, parum metallescens; capite modico, antice producto, prominenti, alutaceo, punctis sat magnis remotis impresso; oculis magnis, valde prominentibus; pronoto sat magno, prope medium latissimo, profunde alutaceo, punctis magnis, remote et regulariter dispositis, ornato, lateribus valde rotundatis, marginatis, et minute crenulatis, margine basali fere rectâ, angulis fere rectis; elytris magnis, capite atque pronoto parum latioribus, plus quam sesqui longioribus, ante media latissimis, profunde alutaceis, punctis remotis, striatim dispositis, indistincte notatis, striâ suturali circa scutellum ad humeros elytrorum extensâ, lateribus ovaliter rotundatis, leviter marginatis, apicibus latis, valde rotundatis; pygidio exserto, rufescenti; pedibus rufo-piceis; antennis flavescenscentibus, clavis obscurioribus.

Body elongate-oval, moderately convex, strongly and elegantly alutaceous throughout, reddish-brown, with a metallic gloss.

Head moderate, produced in front, prominent, alutaceous, marked with a few large, remote punctures; eyes large and very prominent; antennæ rather long, flavescenscent, with the club dusky.

Thorax rather large, widest near the middle, deeply alutaceous, elegantly marked with large, remote, and equidistant punctures; sides much rounded, margined, and minutely crenulate at the edge; basal margin nearly straight, with the angles nearly right angles.

Scutellum large, obtusely triangular, alutaceous.

Elytra large, rather broader, and more than one-half longer than the head and thorax, widest before the middle, deeply alutaceous; indistinctly marked with remote punctures arranged in longitudinal striæ; sutural stria distinct, and produced round the scutellum to the humeral angle of the elytra; sides ovally rounded, and slightly margined; extremities broad and much rounded.

Abdomen with two and part of the third segments exposed, rufo-piceous.

Legs rather long, rufo-piceous.

Under-parts pitchy-black.

Habitat, Central America, found by Mr. Champion in the city of Guatemala, and near Capetillo, Guatemala.

Obs.—I described this as a new species in the *Biologia Cent. Amer. Col. II., Pt. I., p. 105, 1887*, from specimens taken by Mr. Champion in Guatemala, but I have lately (January, 1894) been informed by Capt. T. L. Casey, U.S. Engineers, that it is identical with *Orthoperus elongatus* described by Dr. Le Conte in the Proc. of the American Philosophical Society, xvii. p. 399. 1878. Capt. Casey has carefully examined the original types in the collection of Dr. Le Conte, now preserved in the University Museum at Cambridge, Mass., and, from his accurate knowledge of minute Coleoptera, I feel no doubt that his determination will prove to be correct. In this case the specific name given by Dr. Le Conte must be retained, and the species be termed in future *Ænigmaticum elongatum*, Le Conte.

ECTINOCEPHALUS. PL. I. B.

Ectinocephalus, Matthews, Biol. Cent.-Amer. Col. ii. pt. i. p. 105, 1887.

Corpus elongatum, obconicum, pubescens.

Caput totum exsertum, haud retractile, ad marginem anteriorem pronoti aptatum, ore prominenti, parte gulari convexâ; oculis modicis, prominentibus; antennis sat longe ante oculos insertis.

Antennæ (Pl. I., B, fig. 7) decem-articulatæ, 1 permagno, robusto, recurvato; 2 primo multo graciliori, et dimidio breviori; 3-7 brevibus, transversis, gradatim dilatatis; 8-10 valde incrassatis, clavam moniliformem, gradatim amplificatam, formantibus, articulo apicali rotundato.

(Partes oris non dissectæ.)

Pronotum parvum, breve, margine anteriori integrâ, rotundata, margine basali leviter arcuata, angulis parum productis.

Scutellum sat magnum, breve, latum, obtuse triangulare.

Elytra elongata, postice valde attenuata, apicibus rotundatis, lateribus subtus late inflexis.

Alæ non examinatæ.

Abdomen segmentis ultimis exsertis, alioque non examinatum.

Prothorax (Pl. I., B, fig. 2, a) *prosterno* sat magno, inter coxas elevato, et postice producto atque dilatato; *episternis* minutis; *epimeris* magnis, receptacula coxarum late cingentibus; coxarum receptaculis ovalibus, obliquis.

Pectus mesosterno (Pl. I., B, fig. 2, d) magno; *episternis* elongatis, angustis, humeralibus; *epimeris* longis, ad receptacula coxarum extensis; coxarum receptaculis magnis, rotundatis, et late distantibus.

metasterno (Pl. I., B, fig. 2, g) magno, ed latera corporis non extenso, margine posteriori inter coxas recta; *episternis* longis, latis, metasterno pariter longis; *epimeris* angustis, totis sub elytris occultis.

Venter segmentis sex compositus, 1 permagno, metasterno pariter longo, lateraliter ad femora accipienda late depresso; 2-6 seipsis pariter longis, apicali integro, obtuso.

Pedes antici trochanteribus parvis, trigonalibus; femoribus longis, latis, et deplanatis; tibiis femoribus brevioribus, aut apices valde dilatatis, simplicibus; tarsis brevibus, robustis, 4 articulatis, 1-3 fere paribus, 4 elongato, tenuiori, unguibus gracilibus.

intermediæ anticis similes, sed longiores.

posticæ trochanteribus modicis, trigonalibus, angulo apicali producto; femoribus valde elongatis, robustis; tibiis longis, simplicibus, ante apices dilatatis; tarsis intermediis similibus.

Coxæ anteriores ovate vix prominentes, sat distantes.

intermediæ rotundatæ, longius distantes.

posteriores sat parvæ, pyriformes, sat remotæ, ad latera corporis non extensæ.

Body elongate, obconic, pubescent.

Head wholly exserted, not retractile, fitted to the margin of the thorax by an occipital ridge, mouth prominent; gular portion convex; eyes moderate, prominent; antennæ inserted considerably in front of the eyes.

Antennæ (Pl. I., B, fig. 7) ten-jointed, 1 very large, robust, and recurved; 2 half as long and much more slender than the first; 3-7 short, transverse, and gradually increasing in breadth; 8-10 much incrassated, gradually increasing in size, and forming a moniliform club with the apical joint rounded.

Parts of the mouth not dissected.

Pronotum small and short, with the anterior margin entire and rounded, basal margin slightly arcuate with the angles rather produced.

Scutellum rather large, short and broad, obtusely triangular.

Elytra elongate, attenuated posteriorly, with the extremities rounded, epipleural folds very broad.

Wings not examined.

Abdomen with the two apical segments exserted; in other respects not examined.

Prothorax (Pl. I., B, fig. 2, a) with the *prosternum* large, elevated between the coxæ, and produced and much dilated behind them; *episterna* minute; *epimera* large, broadly enclosing the coxal cavities; coxal cavities oval and oblique.

Pectus with the *mesosternum* (Pl. I., B, fig. 2, d) large; *episterna* humeral, long and narrow; *epimera* long, extending to the coxal cavities; coxal cavities large, rounded, and rather widely distant.

metasternum (Pl. I., B, fig. 2, g) large, not reaching to the sides of the body, with the posterior margin between the coxæ straight; *episterna* long and broad, as long as the metasternum; *epimera* narrow, entirely concealed by the eipleural folds of the elytra.

Venter composed of six segments, 1 very large, as long as the metasternum, depressed at the sides to receive the femora; 2-6 short, equal to each other in length, apical segment entire, obtuse.

Legs anterior with the trochanters small, trigonal; femora long, broad and flattened; tibiæ shorter than the femora, much dilated before the apex, simple; tarsi short and robust, four-jointed, 1-3 nearly equal in size; 4 elongate and slender; claws slender and moderately curved.

intermediate like the anterior, but rather longer.

posterior with the trochanters moderate, trigonal, with the apical angle produced; femora very long and robust; tibiæ long and simple, dilated before the apex; tarsi like the intermediate.

Coxæ anterior ovate, scarcely prominent, rather distant.

intermediate rounded and more distant.

posterior rather small, pyriform, moderately remote, not extending to the sides of the body.

In outward appearance both this genus and *Conodes* bear much resemblance to the *Cryptophaqidæ*, but the resemblance is merely superficial, and does not extend to any anatomical structure. *Ectinocephalus* differs from most of the *Corylophidæ* in the mesosternal epimera, which extend to the coxal cavities, and from all in the shape of its head. The head is wholly prominent, and is fitted to the anterior margin of the pronotum by an occipital ridge, after the manner of the *Cholevina*.

Ectinocephalus tropicus.

E. tropicus, Matthews, Biol. Cent.-Amer. Col. ii. pt. i. p. 106, 1887.

L. e. $\frac{1}{10}$ lin. = 1.25 mm.—Obconicus, modice convexus, nitidus, rufo-testaceus, pilis brevibus aureis parce vestitus; capite prominenti, parvo; oculis magnis, prominentibus; pronoto modico, antice semicirculariter rotundato, margine anteriori integrâ, et leviter reflexâ, minute et confertim tuberculato, sive alutaceo, lineâ transversâ prope basim impresso, margine basali fere rectâ, angulis fere rectis; elytris capite atque pronoto parum latioribus et fere duplo longioribus, prope humeros latissimis, postice attenuatis, profunde punctatis, interstitiis nitidis, striâ suturali profunde impressâ, lateribus late marginatis, apicibus rotundatis; pygidio exserto; pedibus atque antennis robustis, flavis.

Body obconic, moderately convex, shining, rufo-testaceous, sparingly clothed with short golden hair.

Head small, prominent; eyes large, prominent; antennæ robust, yellow.

Thorax moderate, circularly rounded in front, anterior margin entire and slightly reflexed, minutely and closely tuberculate, or alutaceous, with a transverse line near the base, basal margin nearly straight, with the angles nearly right angles.

Scutellum large and broad, rounded.

Elytra rather broader, and nearly twice longer than the head and thorax, widest near the shoulders, attenuated posteriorly, very deeply punctured, with the interstices shining, sutural stria deep, sides broadly margined, extremities rounded.

Abdomen with the pygidium exposed, rufescent.

Legs rather long, robust, yellow.

Under parts rufo-testaceous.

Habitat, Central America; found near Capetillo, Guatemala, by Mr. Champion.

CONODES. Pl. I. C.

Conodes, Matthews, Biol. Cent.-Amer. Col. ii. pt. i. p. 107, 1887.

Corpus elongatum, conicum, modice convexum, pubescens.

Caput modice exsertum, sessile, deflexum, sat magnum, ore producto, parte gulari convexâ; oculis magnis, non prominentibus; antennis sat longe ante oculos insertis.

Antennæ (Pl. I., C, fig. 7) decem-articulatæ, 1 et 2 robustis, 2 primo breviori, rotundato; 3-5 perparvis, rotundatis, seipsis paribus; 6 quinto majori, transverso; 7 sexto breviori, transverso; 8-10 valde incrassatis, clavam sat compactam, gradatim incrassatam, formantibus, apicali majori, rotundato.

Partes oris non dissectæ.

Pronotum modicum, transversum, antice excisum, lateribus circulariter rotundatis, margine basali leviter arenata.

Scutellum magnum, latum, leviter rotundatum.

Elytra elongata, postice attenuata, apicibus rotundatis, fere truncatis, lateribus subtus late inflexis.

Alæ non examinatæ.

Abdomen segmentis duobus ultimis partim expositis, alioqui non examinatum.

Prothorax (Pl. I., C, fig. 2, a) *prosterno* sat magno, inter coxas elevato, et postice producto atque dilatato; *episternis* parvis, angustis; *epimeris* magnis, receptacula coxarum late cingentibus; coxarum receptaculis ovatis, obliquis.

Pectus mesosterno (Pl. I., C, fig. 2, d) sat magno; *episternis* elongatis, angustis, humeralibus; *epimeris* brevibus, ad receptacula coxarum non extensis; receptaculis coxarum ovalibus, modice distantibus.

metasterno (Pl. I., C, fig. 2, g) sat magno, ad latera corporis non extenso; margine posteriori inter coxas rectâ; *episternis* magnis, latis, metasterno pariter longis; *epimeris* angustis, totis sub elytris occultis.

Venter segmentis quinque compositus, 1 permagno, metasterno longiori, lateraliter ad femora accipienda late depresso; 2-4 multo brevioribus, seipsis pariter longis; 5 præcedenti multo longiori, integro, obtuso.

Pedes antici trochanteribus parvis, trigonalibus; femoribus robustis; tibiis simplicibus, ante apices valde dilatatis; tarsis brevibus, robustis, 4 articulatis, 1 sat longo; 2 et 3 primo brevioribus; 1 sat brevi, gracili; unguibus prælongis, gracilibus, convergentibus.

intermedie anticis similes, sed tarsis longioribus.

postici trochanteribus intus valde productis, alioqui intermediis similes.

Coxæ anteriores ovatæ, vix prominentes, sat distantes.

intermedie rotundatæ, modice distantes.

posteriores pyriformes, obliquæ, longe remotæ, ad latera corporis non extensæ.

Body elongate, conic, moderately convex, pubescent.

Head moderately exerted, sessile, deflexed, rather large; mouth produced, gular portion convex; eyes large, not prominent; antennæ inserted considerably in front of the eyes.

Antennæ (Pl. I., C, fig. 7) ten-jointed, 1 and 2 robust, 2 shorter than 1, and rounded; 3-5 very small, rounded, equal to each other in size; 6 larger than the fifth, transverse; 7 shorter than the sixth, transverse; 8-10 much incrassated, forming a rather compact, gradually incrassated club, of which the apical joint is the largest, and rounded.

Parts of the mouth not dissected.

Pronotum moderate, transverse, excised in front to receive the head, with the sides circularly rounded, basal margin slightly arcuate.

Scutellum large and broad, slightly rounded.

Elytra elongate, attenuated posteriorly, extremities subtruncate and rounded, sides broadly inflexed beneath.

Abdomen with the two last segments partly exposed, in other respects not examined.

Wings not examined.

Prothorax (Pl. I., C, fig. 2, a) with the *prosternum* rather large, elevated between the coxæ, and produced and dilated behind them; *episterna* small and narrow; *epimera* large, broadly enclosing the coxal cavities: coxal cavities ovate and oblique.

Pectus with the *mesosternum* (Pl. I., C, fig. 2, d) rather large; *episterna* long and narrow, humeral; *epimera* short, not reaching the coxal cavities; coxal cavities oval, moderately distant.

metasternum (Pl. I., C, fig. 2, g) rather large, not extending to the sides of the body, with the posterior margin between the coxæ straight; *episterna* large and broad, as long as the metasternum; *epimera* narrow, concealed by the epipleural fold of the elytra.

Venter composed of five segments, 1 very large, rather longer than the metasternum, with the sides broadly depressed to receive the femora; 2-4 much shorter, equal to each other in length; 5 much longer than the preceding, simple and obtuse.

Legs anterior with the trochanters small, triangular; femora robust; tibiæ simple, much dilated before the apex; tarsi short, robust, four-jointed, 1 rather long; 2 and 3 shorter than the first; 4 rather short, slender; claws very long and slender, convergent at the points.

intermediate like the anterior, but with longer tarsi.

posterior with the upper angle of the trochanters much produced, and slightly recurved, in other respects like the intermediate.

Coxæ anterior ovate, scarcely prominent, rather distant.

intermediate rounded, moderately distant.

posterior pyriform, oblique, considerably remote, not reaching the sides of the body.

This pretty genus is distinguished from the rest by its depressed conical form, deflexed and sessile head, and by the deep excision of the front of the thorax. Like *Ectinocephalus* it bears an external resemblance to the *Cryptophagidæ*, but is strictly Corylophide in its anatomy. On account of their rarity I have not ventured to dissect the mouth of this or the preceding genus, and therefore cannot accurately describe their buccal organs, but the more prominent parts, especially the maxillary palpi, are sufficiently visible under a high magnifying power to convince anyone that they are of the usual Corylophide type.

Conodes conicus.

C. conicus, Matthews, Biol. Cent.-Amer. Col. ii., pt. i. p. 108, 1887.

L. e. $\frac{8}{16}$ lin. = 1 mm.—Obeonicus, sat depressus, nitidulus, testaceus, pilis brevibus aureis parce vestitus; capite parvo, antice producto, oculis magnis, nigris, non prominentibus; pronoto brevi, transverso, ad basim parum dilatato, leviter alutaceo, lateribus valde rotundatis et marginatis, margine basali fere recta, angulis obtusis; elytris longis, capite atque pronoto haud lateribus, plus quam duplo longioribus, ad humeros latissimis, postice attenuatis, profunde et rugose punctatis, striâ suturali profunde impressâ, lateribus fere rectis, late marginatis, apicibus valde rotundatis; pygidio exserto, testaceo; pedibus atque antennis robustis, late flavis.

Body obovate, rather depressed, moderately shining, testaceous, sparingly clothed with short golden hair.

Head small, produced in front; eyes large and black, not prominent; antennae large, robust, bright yellow.

Thorax short, transverse, rather dilated towards the base, finely alutaceous, sides much rounded and margined, basal margin nearly straight, with the angles obtuse.

Scutellum large, rounded, and punctured.

Elytra long, not broader, but more than twice longer than the head and thorax, widest at the shoulders, attenuated posteriorly, deeply and rugosely punctured, sutural stria very deep, sides nearly straight and broadly margined, extremities much rounded.

Abdomen with the pygidium exposed, testaceous.

Legs robust, bright yellow.

Under parts testaceous.

Habitat Central America; found near Capetillo, Guatemala, by Mr. Champion.

TRIBE II.—Saciina.

This tribe contains a greater number of species than either of the others, distinguished chiefly by their small narrow head, and by the peculiar form of their palpi. They may also, with but few exceptions, be recognized by their elongate oval shape, pubescent surface, and great convexity of their under side.

The four genera at present known may be distinguished from each other by the following characters. viz. :—

Antennae 11-jointed	Sacium.
„ 10-jointed	
Thorax with the posterior angles not produced.	
„ moderate; maxillary palpi narrow and elongate	Arthrolips.
„ very small; maxillary palpi very broad, patelliform	Meioderus.
„ with the posterior angles produced	Meizoderus.

SACIUM. Pl. I., D.

Sacium, Le Conte, Proc. Ac. N. Sci. Philad. vi. 142, 1852.

Clypeaster, Latreille.

Corylophus, p. Erichs.

Cossyphus, p. Gyll.

Corpus elongatum, ovale vel oblongum, plus minusve pilosum; subtus convexum.

Caput minutum, angustum, deplanatum, ore prominenti, parte gulari minutâ, deplanatâ; oculis parvis, haud prominentibus: totum sub pronoto occultum.

Antennae (Pl. I., D, fig. 7) modice, saepe breves, 11-articulatae, 1 longo, incrassato, valde recurvato; 2 primo multo breviori, incrassato; 3-6 brevibus, plerumque gracilibus, raro transversis; 7 saepe incrassato; 8 parvo, transverso; 9-11 valde incrassatis, clavam foliatam formantibus.

Palpi maxillares (Pl. I., D, fig. 5, w) sat longi, robusti, 4-articulati; 1 parvo, gracili; 2 magno, subpyriformi, antice excavato; 3 subquadrato, secundo breviori; 4 elongato, obtuse conico.

Palpi labiales (Pl. I., D, fig. 6, m) brevissimi, latissimi, triarticulati; 1 minuto; 2 perbrevis, latissimo, cyathiformi; 3 caeteris multo majori, subquadrato, margine anteriori leviter concavata, et minute denticulata.

Labrum (Pl. I., D, fig. 3) semiovale, ad apicem emarginatum.

- Mandibulæ* (Pl. I., D, fig. 4) parvæ, costâ validâ, dorsali firmatæ, apicem versus dentibus robustis, acutis, armatæ.
- Maxillæ* (Pl. I., D, fig. 5) magnæ, unilobatæ, lobo longo, valido, ad apicem recurvato fortiter uncinato, et dentibus quatuor magnis, acutissimis armato, atque processu coriaceo ad basin externam instructo; stipes perparvus.
- Mentum* (Pl. I., D, fig. 6, f) subquadratum, antice excavatum, angulis acutis.
- Labium* (Pl. I., D, fig. 6, k) elongato-oblongum, costis lateralibus firmatum, paraglossis duplicibus, erectis, ad apicem instructum.
- Lingua* (Pl. I., D, fig. 6, l) parva, flabelliformis, antice emarginata.
- Pronotum* plerumque parvum, margine interiori integrâ, vel circulariter vel ovaliter rotundatâ, angulis posterioribus haud productis.
- Scutellum* parvum, plerumque rotundatum.
- Elytra* elongata, apicibus rotundatis.
- Alæ* magnæ, elongatæ, membranâ ovali, ad basin latâ, nervis solitis firmatâ, superficie pilosâ.
- Abdomen* segmentis septem compositum, quatuor basalibus coriaceis, tribus apicalibus corneis.
- Prothorax* (Pl. I., D, fig. 2, a) *prosterno* parvo, inter coxas elevato, et postice longius producto atque dilatato; *episternis* exiguis; *epimeris* sat magnis, receptacula coxarum postice circumdatis; receptaculis coxarum magnis, rotundatis, antice partim apertis, non contingentibus.
- Pectus mesosterno* (Pl. I., D, fig. 2, d) modico; *episternis* modicis; *epimeris* sat magnis, humeralibus, receptaculis coxarum sat remotis; coxarum receptaculis sat late distantibus.
- metasterno* (Pl. I., D, fig. 2, g) magno, transverso, ad latera corporis non extenso, margine posteriori rectâ; *episternis* magnis, postice angustatis, metasterno parum longioribus; *epimeris* angustis, totis sub elytris occultis.
- Venter* segmentis sex compositus, I permagno, cæteris omnibus fere pariter longo; 2-6 sibiipsis paribus, apicali integro.
- Pedes antiei* coxis parvis, rotundatis; trochanteribus angustis, elongatis; femoribus simplicibus; tibiis modicis; tarsis robustis, 4-articulatis; 1 et 2 fere paribus; 2 bilobato; 3 minuto; 4 elongato, gracili; unguibus modicis, plerumque fortiter curvatis, et subtus ad bases incrassatis.
- intermediis* anticis longiores, tarsis elongatis, gracilibus, articulis duobus basalibus bilobatis, 1 secundo longiori; alioqui anticis similes.
- postici* intermediis consimiles.
- Coxæ anteriores* non contingentés, vix prominentes.
- intermediæ* sat late distantes.
- posteriores* late pyriformes, ad latera corporis non extensæ, inter se sat late distantes.
- Body* elongate, oval or oblong, more or less densely covered with hair, convex on the under side.
- Head* very small, narrow and flattened; mouth prominent; gular region small and flattened; eyes small, not prominent; the whole head completely covered by the thorax.
- Antennæ* (Pl. I., D, fig. 7) moderate, often short, 11-jointed; 1 long and incrassate, strongly recurved; 2 much shorter than the first, incrassate; 3-6 short, often slender, rarely transverse; 7 often much enlarged; 8 small, transverse; 9-11 much incrassate, forming a foliate club.
- Maxillary palpi* (Pl. I., D, fig. 5, w) robust, rather long, 4-jointed; 1 small and slender; 2 large, subpyriform, excavated at the extremity; 3 subquadrate, shorter than the second; 4 elongate, obtusely conical.
- Labial palpi* (Pl. I., D, fig. 6, m) very short and very broad, 3-jointed; 1 minute; 2 very short and very broad, cyathiform; 3 much larger than the others, subquadrate, with its anterior margin slightly concave, and minutely denticulate.

- Labrum* (Pl. I., D, fig. 3) semi-oval, emarginate at the apex.
- Mandibles* (Pl. I., D, fig. 4) small, strengthened with a strong dorsal costa, armed with many sharp teeth near apex.
- Maxille* (Pl. I., D, fig. 5) large, unilobed, with the lobe long and strong, abruptly recurved near the apex and very strongly hooked, armed with four large and very sharp teeth at the extremity, and furnished with a short and broad coriaceous process near the outer basal angle. Stipes very small.
- Mentum* (Pl. I., D, fig. 6, j) subquadrate, anterior margin excavated, with the angles acute.
- Labium* (Pl. I., D, fig. 6, k) elongate-oblong, strengthened with lateral costæ, and furnished at the extremity with two sharp erect paraglossal processes on each side.
- Lingua* (Pl. I., D, fig. 6, l) small, fan-shaped, emarginate in front.
- Pronotum* generally small, with the anterior margin entire, either circularly or ovally rounded, posterior angles not produced.
- Scutellum* small, generally rounded.
- Elytra* long, with their extremities rounded.
- Wings* large, elongate, with the membrane oval, broad at the base, hairy on the upper surface, and strengthened with the usual neuration.
- Abdomen* composed of seven segments, with the four basal coriaceous, and the three apical corneous.
- Prothorax* (Pl. I., D, fig. 2, a) with the *prosternum* small, elevated between the coxæ, and produced and much dilated behind them; *episterna* minute; *epimera* rather large, enclosing the coxal cavities behind; coxal cavities large, rounded, and not contingent, partly open in front.
- Pectus* with the *mesosternum* (Pl. I., D, fig. 2, d) moderate; *episterna* moderate; *epimera* rather large, humeral, not extending to the coxal cavities; coxal cavities rounded and rather widely distant.
- metasternum* (Pl. I., D, fig. 2, g) large, transverse, not extending to the sides of the body, posterior margin between the coxæ straight; *episterna* large, much narrowed posteriorly, and rather longer than the metasternum; *epimera* narrow, wholly covered by the epipleural fold of the elytra.
- Venter* composed of six segments, with the basal segment very large, nearly as long as all the rest united, the remainder equal to each other in length; apical segment entire.
- Legs anterior* with the coxæ small, rounded; trochanters narrow, elongate; femora simple; tibia moderate; tarsi robust, 4-jointed; 1 and 2 nearly equal; 2 bilobed; 3 minute; 4 elongate and slender; claws moderate, generally much curved, and incrassate on the under side of the base.
- intermediate* longer than the anterior, with the tarsi long and slender, with the two basal joints bilobed, the first longer than the second, in other respects similar to the anterior.
- posterior* like the intermediate.
- Coxæ anterior* not contingent, scarcely prominent.
- intermediate* rather widely distant.
- posterior* broadly pyriform, not extending to the sides of the body, and widely distant from each other.

The species of this extensive genus are in many cases difficult to distinguish from each other, chiefly on account of the similarity of their superficial sculpture. The slight differences which do exist, although sufficiently perceptible to the eye, are extremely difficult to define intelligibly by description; to say that one species is more deeply punctured than some other implies the necessity of comparison, a process often unattainable, especially among the rarer kinds. I have reason to think that some of the species described in the following pages are merely local races, but, since they have been considered by other authors to be distinct, I have

retained them as such in this work; to sink a species is always an invidious task, and should never be attempted, except on the clearest evidence, founded upon a far more perfect knowledge of their history than we at present possess. I shall merely indicate a doubt where any may exist, and leave the solution of the problem to future investigations.

Except in the number of the joints of the antennæ, *Sacium* differs but little from *Arthrolips*; in all other respects its anatomy presents only such modifications as might be expected to occur between species of the same genus. Among the species of *Sacium* a very great difference exists in the length and shape of the joints of the antennæ; in some species they are short and transverse, but between the two extremes of variation every intermediate grade can be found.

SPECIERUM EPITOMA.

FORMA LATISSIME OVATA.

- L. c. 2·25 mm.—Latissime ovatum, modice punctatum, castaneum elytris variegatis, ped. læte flavis, ant. obscurioribus . . . imperiale.

FORMA OBLONGA, AUT OVALIS, AUT OVATA.

ELYTRIS VARIEGATIS.

- L. c. 1·0·75 mm.—Elongato-ovatum, modice punctatum, pronoto antice attenuato, elytris raro nigris, plerumque rufo-fasciatis, aliquando etiam maculatis, ped. atque ant. rufis . . . Oberthuri.
- L. c. 1·50 mm.—Ovale, leviter punctatum, pronoto antice haud attenuato, elytris fusco-castaneis, rufo-fasciatis, et diffuse maculatis, ant. perbrevis atque ped. læte flavis . . . incertum.
- L. c. 1·75 mm.—Elongato-ovale, valde convexum, elytris nigro-piceis, fasciâ mediali et apicibus læte rufis, ped. atque ant. flavis . . . fasciatum.
- L. c. 1·30 mm.—Oblongum, convexum, sat profunde punctatum, piceum, maculâ sublanatâ rufescenti in elytro utroque notatum, ped. atque ant. flavis . . . lunatum.
- L. c. 1·12 mm.—Ovale, nitidissimum, sat profunde punctatum, elytris nigris fasciâ mediali atque apicibus læte rufis, ped. atque ant. læte flavis . . . politum.
- L. c. 1·30 mm.—Elongato-ovale, pronoto flavescenti, elytris rufo-piceis, maculâ magnâ rotundâ atque apicem versus fasciâ lanatâ flavescentibus in utroque notatis, ped. atque ant. læte flavis . . . fenestratum.
- L. c. 1·30 mm.—Late ovale, leviter punctatum, fusco-castaneum, pronoto antice atque fasciâ rectâ pone media et apicibus elytrorum flavis, ped. longis læte flavis, ant. brevis piceis . . . balteatum.
- L. c. 1·37 mm.—Ovale, latissimum, subtiliter punctatum, piceo-castaneum, fascia lata indefinita rufa pone media elytrorum notatum, pedibus rufescentibus . . . indefinitum.
- L. c. 1·63 mm.—Oblongo-ovale, nitidissimum, profunde punctatum, piceum, maculis quatuor rufis notatum, pedibus læte flavis, ant. piceis . . . 4-maculatum.
- L. c. 1·37 mm.—Late ovale, nitidissimum, remote punctatum, pronoto rufo, elytris rufo-piceis, macula humerali et fascia mediali rufis, abdomine flavescenti, ped. et ant. læte flavis . . . flaviventre.
- L. c. 1·25 mm.—Ovale, nitidissimum, distincte punctatum, pronoto rufo, elytris nigris, fascia humerali atque alia apices versus læte rufis, ped. atque ant. læte flavis . . . bifasciatum.
- L. c. 1·37 mm.—Subovatum, nitidissimum, leviter punctatum, pronoto rufo, elytris nigrescentibus, macula magna ovali flava utrisque notatis, ped. atque ant. læte flavis . . . formosum.

- L. c. 1 mm.—Ovale, nitidissimum, profunde punctatum, piceo-castaneum, macula magna flavescenti in elytra utroque notatum, ped. atque ant. flavis **concinnum.**
- L. c. 1.25 mm.—Oblongo-ovale, modice punctatum, fusco-nigrum, pronoto antice atque extremis elytrorum rufescentibus, ped. læte flavis, ant. flavescentibus **orientale.**
- L. c. 1.12 mm.—Oblongum, minutissime punctatum, castaneum, vitta dilutiori in elytro utroque notatum, ped. atque ant. rufescentibus **Mexicanum.**
- L. c. 1.57 mm.—Oblongo-ovale, profunde punctatum, pronoto rufescente, elytris nigris, fascia lata rufa, postice in angulum acutum utrinque producta, ornatis, ped. atque ant. rufescentibus **tropicum.**
- L. c. 1.37 mm.—Elongato-ovatum, subtiliter punctatum, pronoto rufo, elytris nigris, macula humerali atque fascia lata pone media rufis ornatis, ped. atque ant. longis flavis **latefasciatum.**
- L. c. 1.37 mm.—Ovale, profundissime punctatum, pronoto rufo, elytris nigris, dimidio apicali rufo, ped. flavis, ant. obscuris **bicolor.**
- L. c. 1.25 mm.—Oblongo-ovale, convexum, nitidulum, pilis aureis vestitum, castaneum, fasciis duabus undulatis, aut maculis quatuor flavis ornatum, ant. obscure, ped. læte flavis **instabile.**

ELYTRIS NIGRIS.

- L. c. 1.95 mm.—Late ovatum, convexum, modice punctatum, pronoto postice plus minusve rufo, ped. atque ant. læte flavis **latum.**
- L. c. 1.15 mm.—Subovale, aut angustum, pronoto rufo, in disco plus minusve obscureto, ped. rufescentibus, ant. læte flavis **Damryi.**
- L. c. 1.20 mm.—Oblongum, sat profunde punctatum, nigro-piceum, pronoto antice, atque apicibus elytrorum rufo-ferrugineis, ped. atque ant. flavis **pusillum.**
- L. c. 1.70 mm.—Elongato-oblongum, profunde punctatum, pronoto parvo, antice albedo, ped. atque ant. piceo-nigris **lugubre.**
- L. c. 1 mm.—Ovatum, nitidum, margine anteriori pronoti flavâ, ped. atque ant. flavis **atrum.**
- L. c. 1.15 mm.—Oblongo-ovale, sat latum, margine anteriori pronoti anguste ferrugineâ, ped. atque ant. piceo testaceis **densatum.**

ELYTRIS FUSCIS, AUT PICEIS.

- L. c. 1.45 mm.—Oblongum, modice punctatum, fusco-castaneum, pronoto antice dilutiori, ped. ferrugineis, ant. longis, flavescentibus **oblongum.**
- L. c. 1.50 mm.—Oblongum, confertim punctatum, rufo-piceum, margine anteriori pronoti flavescenti, ped. rufo-testaceis, ant. perbrevis, flavescentibus **Rhenanum.**
- L. c. 1.12 mm.—Ovale, confertim punctatum, pronoto parvo, fuscum, ped. flavis, ant. flavescentibus **parvum.**
- L. c. 1 mm.—Ovale, distincte punctatum, margine anteriori pronoti flavâ et læte reflexâ, ped. flavis, ant. obscuris **marginatum.**
- L. c. 1 mm.—Oblongo-ovale, sat profunde punctatum, pronoto rufo, ped. atque ant. flavis **alutaceum.**
- L. c. 1 mm.—Ovatum, convexum, piceum, margine anteriori pronoti anguste dilutiori, ped. atque ant. brevis, piceo-testaceis **mundum.**
- L. c. 1.87 mm.—Oblongum, latum, minute punctatum, piceo-castaneum, ped. longis, rufescentibus, ant. brevis, obscuris **pubescens.**
- L. c. 1.75 mm.—Elongato-oblongum, profundissime punctatum, rufo-piceum, pronoto rufescenti, ped. atque ant. rufo-piceis **assimile.**
- L. c. 1.12 mm.—Ovale, sat obtusum, nitidum, minute punctatum castaneum, pronoto flavescente, ped. atque ant. brevis, ferrugineis **collare.**

ELYTRIS CASTANEIS, AUT FLAVIS.

- L. c. 1.70 mm.—Late ovatum, modice punctatum, castaneum, ped. atque ant. flavis **corticinum.**

L. c. 1·60 mm.—Valde elongatum, modice punctatum, rufo-castaneum, pronoto rufescenti, ped. longis, læte flavis, ant. flavescentibus . . .	elongatum.
L. c. 1·45 mm.—Oblongum, nitidum, minute punctatum, læte rufo-castaneum, pronoto magno, ped. atque ant. longis, læte flavis . . .	humerale.
L. c. 1·45 mm.—Ovale, latum, profunde punctatum, rufo-castaneum, pronoto magno, lato, ped. atque ant. flavis . . .	Maderæ.
L. c. 1·20 mm.—Ovale, breve, latum, sat profunde punctatum, obscure castaneum, pronoto rufescenti, ped. atque ant. læte flavis . . .	longipes.
L. c. 1 mm.—Læte ovale, convexum, sat profunde punctatum, pallide castaneum, pronoto magno, ped. atque ant. læte flavis . . .	Marseulii.
L. c. 0·75 mm.—Elongatum, minute punctatum, rufo-testaceum, pronoto magno, lato, elytris angustis, ped. atque, ant. flavis . . .	laticolle.
L. c. 1·60 mm.—Ovale, sat profunde punctatum, pronoto parvo, fusco-castaneum, ped. flavis, ant. brevibus, flavescentibus . . .	brunneum.
L. c. 1·70 mm.—Oblongo-ovale, distincte punctatum, læte flavum, ped. flavis, ant. obscuris . . .	aureum.
L. c. 1·63 mm.—Ovale, nitidulum, sat profunde punctatum, rufum, ped. atque ant. rufescentibus . . .	rufulum.
L. c. 1·37 mm.—Ovale, nitidum, modice punctatum, rufo-testaceum, ped. flavis, ant. piceis . . .	picicorne.
L. c. 1·25 mm.—Ovale, angustum, sat profunde punctatum, rufo-testaceum, ped. flavis, atque ant. perbrevis, læte flavis . . .	brevicorne.
L. c. 1·25 mm.—Ovale, rugose punctatum, rufo-castaneum, elytris obscurioribus, ped. flavis, ant. rufescentibus, clavis obscuris . . .	rugosum.
L. c. 1·25 mm.—Ovale, profunde punctatum, flavum, ped. atque ant. læte flavis . . .	flavum.
L. c. 0·87 mm.—Oblongo-ovale, confertim punctatum castaneum, ped. rufescentibus, ant. læte flavis, clavis valde incrassatis . . .	flavicorne.
L. c. 0·87 mm.—Læte ovale, pronoto minute, elytris sat profunde punctatis, rufo-testaceum, ped. longis, atque ant. flavis . . .	Californicum.
L. c. 1·63 mm.—Elongato-oblongum, sat depressum, profunde punctatum, obscure castaneum, pronoto magno, antice latissimo, elytris longis; ped. atque ant. piceis . . .	Walkeri.

Sacium imperiale.

S. imperiale, Matthews, Ann. and Mag. Nat. Hist., 1887, i. p. 105.

Lon. $1\frac{1}{16}$ — $1\frac{3}{16}$ lin. = 2·12—2·37 mm. Lat. $\frac{1}{16}$ lin. = 1·50 mm. — Latissime ovatum, modice convexum, vix nitidum, modice et sat confertim punctatum, pilis brevissimis aureis vestitum, castaneum, pronoti marginibus, macula humerali, maculæque magnâ aquiliformi in disco, atque marginibus elytrorum læte rufis; pronoto sat parvo, antice circulariter rotundato et modice reflexo, rufo, disco castaneo, modice et sat confertim punctato, interstitiis indistincte alutaceis, margine basali leviter sinuata, angulis rectis; elytris castaneis, macula humerali, maculæque magnâ aquiliformi in disco, atque marginibus totis læte rufis, pronoto multum latoribus, duplo longioribus, et magis profunde punctatis, ante media latissimis, lateribus sat late marginatis, apicibus angustatis et valde rotundatis; abdomine longe exserto, valde attenuato, sat confertim punctato, castaneo, apicem versus læte flavo, segmentis tribus expositis; pedibus longis, gracilibus, læte flavis; antennis longis, gracilibus, articulis duobus apicalibus læte flavis, cæteris obscurioribus, articulo septimo vix incrassato.

Body ovate, very broad, moderately convex, scarcely shining, moderately and rather closely punctured, clothed with very short golden hairs, castaneous with the edges of the thorax, a spot on the shoulders, a large aquiliform mark on the disc, and the margins of the elytra bright rufous.

Head rather large, yellow; eyes small and prominent, black; antennæ long and slender, with the two apical joints bright yellow, the others dusky yellow.

Thorax rather small, circularly rounded and moderately reflexed in front, rufescent with the disc castaneous, moderately and rather closely punctured, with the interstices indistinctly alutaceous; basal margin faintly sinuated, with the angles right angles.

Scutellum moderate, rounded, and punctured.

Elytra castaneous, with a spot on the shoulders, a large aquiliform mark on the disc, and all the margins bright rufous, much broader, twice longer, and more deeply punctured than the thorax, widest before the middle, sides rather broadly margined, extremities narrowed and much rounded.

Abdomen much exerted, attenuated towards the extremity, with part of three segments exposed, rather closely punctured, castaneous, with the apical segments yellow.

Legs long and slender, bright yellow.

Under parts remotely punctured, castaneous, with the head, prothorax, and apical segments of the venter yellow.

Differs from all others in its very large size, broad form, and peculiar markings.

Habitat, Mysol. Taken by Mr. Wallace.

I have carefully examined the external anatomy of this very fine species, and dissected the organs of its mouth, and, with the single exception that the prosternum is unusually short, can find no difference in any respect from the most normal type of *Sacium*.

Sacium Oberthuri.

Arthrolips Oberthuri, Reitter, Verh. Zool.-bot. Gess. pp. 165, 194, 1878.

Sacium LeConti, Matthews, Biol. Centr.-Amer., Col. ii. pt. i. p. 109, tab. 15, a, b.

L. c. $\frac{1\frac{2}{16}-1\frac{4}{16}}$ lin. = 1.50-1.75 mm.—Elongato-ovale, modice convexum, nitidulum, modice et distincte punctatum, pilis aureis vestitum, nigrum, interdum concolor, interdum pronoto atque elytris plus minusve rufo-maculatum; *pronoto* parvo, antice valde attenuato atque ovaliter rotundato, margine anteriori modice reflexa, distincte punctato, interstitiis nitidis, plus minusve rufo, lineâ basali sat distincta, margine basali profunde sinuata, angulis acutis; *elytris* magnis, pronoto multum latioribus et duplo longioribus, ante media latissimis, distincte et sat profunde punctatis, stria suturali distinctâ, nigris aut nigro-piceis, plerumque fasciâ transversâ, rectâ, latâ, pone media, atque aliquando apicibus, maculisque nonnullis humeralibus, plus minusve læte rufis, lateribus marginatis, apicibus parum attenuatis, rotundatis; pygidio piceo; pedibus atque antennis rufis.

Body elongate-oval, moderately convex and shining, moderately and distinctly punctured, clothed with golden hair, sometimes wholly black, generally with a straight, transverse red fascia on the elytra, and often with the thorax and shoulders and extremities of the elytra more or less marked with red.

Head small, rufous; eyes small, not prominent; antennæ moderate, rufous, with the club large and dusky.

Thorax small, much attenuated, and ovally rounded in front, with the margin moderately reflexed, distinctly punctured, with the interstices shining, more or less suffused with red; basal line distinct, basal margin deeply sinuated, with the angles rather acute.

Scutellum moderate, rounded, and punctured.

Elytra large, much broader and twice longer than the thorax, widest before the middle, distinctly and rather deeply punctured, interstices smooth and shining, sutural stria distinct, sometimes wholly black, generally black or piceous, with a rather broad, straight, transverse red fascia beyond the middle, and

occasionally with the shoulders and extremities more or less brightly spotted with red, sides margined, extremities rather attenuated and rounded.

Abdomen with the pygidium exposed, piceous or rufescent.

Legs rather long and slender, rufous.

Under parts piceous or rufescent, moderately and distinctly punctured.

Differs from all other species in the attenuation of the front of the thorax, and generally of the extremities of the elytra.

Habitat, Central America. Found plentifully in Vera Paz and many parts of Guatemala, Mexico (Sallé).

This species is subject to much variation in colour; some examples are black, with merely the front of the thorax pellucid white or yellow, and present no vestige of the medial fascia on the elytra; while others may be described as rufescent, with dark markings on the thorax and elytra; but between these two extremes every intermediate variety occurs. All these varieties are, however, perfectly consimilar in form and sculpture, and may be distinguished from the other fasciated species by the peculiar attenuation of the front part of the thorax; this character is persistent throughout the very extensive series of specimens collected by Mr. Champion, and appears sufficient to justify the claim of *S. Oberthuri* to be considered a distinct species.

It is very difficult to decide with any amount of certainty between local races and true species; in *Sacium*, for instance, and many other genera, groups of so-called species occur which bear a family likeness to each other strong enough to cause a doubt as to their actual specific distinction. These may be, and probably are, local forms of but one true species; nevertheless, to regard them as species of the present epoch for all descriptive or systematic purposes seems to be a course less liable to error than to attempt to trace them back to some conjectural primitive stock.

Sacium incertum.

S. incertum, Matthews, Biol. Centr.-Amer., Col. ii. pt. i. p. 110, 1887.

L. c. 1·50 mm.—Ovale, modice convexum, nitidulum, leviter et confertim punctatum, pilis aureis dense vestitum, fusco-castaneum, fasciis maculisque rubris variegatum; *pronoto* magno, antice haud attenuato, ovaliter rotundato et modice reflexo, modice et confertim punctato, interstitiis glabris, nitidis, lineâ basali sat profunda, rufescenti, disco plus minusve obscurato, margine basali sinuatâ, angulis rectis; *elytris* pronoto vix latioribus, plus quam sesqui longioribus, prope humeros latissimis, postice haud attenuatis, leviter et confertissime punctatis, interstitiis glabris, nitidis, fusco-castaneis, fasciâ mediali latâ, transversâ, rectâ, maculisque rufis ad humeros atque apices variegatis, striâ suturali indistinctâ, lateribus leviter marginatis, apicibus latissimis, minime rotundatis; pygidio rufo; pedibus atque antennis late flavis, his perbrevisibus.

Body oval, moderately convex and moderately shining, finely and closely punctured, thickly clothed with golden hair, fusco-castaneous, marked on the elytra with a medial fascia and red spots.

Head yellow; eyes small; antennæ very short, bright yellow.

Thorax large, moderately reflexed and ovally rounded, but not attenuated in front, finely and closely punctured, with the interstices smooth and shining; basal line rather deep, rufescent, with the disc more or less clouded, basal margin sinuated, with the angles right angles.

Scutellum rather small, rounded.

Elytra scarcely broader, but more than one-half longer than the thorax, widest near the shoulders, not attenuated posteriorly, finely and very closely punctured, with the interstices smooth and shining, fusco-castaneous, with a broad,

red, transverse, straight fascia near the middle, and red markings on the shoulders and posterior extremities, sutural stria indistinct, sides slightly margined, extremities very broad and very little rounded.

Abdomen with the pygidium exposed, rufous.

Legs moderate, bright yellow.

Under parts rufescent, with the metasternum dusky.

Differs from *S. Oberthuri* in its smaller size, broader and more depressed form, much broader and not attenuated thorax, and finer and closer sculpture.

Habitat, Panama. Found near Tolé and Bugaba by Mr. Champion.

Sacium fasciatum, Erichson.

S. fasciatum, Erichson (*Corylophus*), Archiv für Nat. i. p. 240, 1842.

L. c. $\frac{1\frac{1}{6}}$ lin. = 1.75 mm.—Elongato-ovale, valde convexum, sat nitidum, pilis aureis brevibus sat dense vestitum, nigro-piceum, pronoto plus minusve rufo-testaceo elytrorumque apicibus atque fascia mediali recta transversa rufis: *pronoto* parvo, brevi, antice parum attenuato, ad basim latissimo, sat confertim distincte punctato, interstitiis glabris, nitidis, margine anteriori modice reflexa, margine basali ad scutellum sat fortiter producta, et linea ante basim impressa, angulis basalibus sat obtusis; *elytris* pronoto latioribus et duplo longioribus, ad media latissimis, postice sat attenuatis, pronoto magis confertim et magis profunde punctatis, sutura media elevata, lateribus marginatis, apicibus valde rotundatis; abdomine longius exserto, piceo-nigro; pedibus late flavis; antennis flavescentibus.

Body elongate-oval, very convex, rather shining, rather closely covered with short golden hair, pitchy black, with the thorax more or less rufo-testaceous, and the extremities of the elytra and broad straight medial fascia bright red.

Head rufo-testaceous; eyes rather prominent; antennae short, flavescent.

Thorax small and short, rather attenuated in front, widest at the base, distinctly and rather closely punctured, with the interstices smooth and shining, anterior margin moderately reflexed, basal line distinct, basal margin much produced towards the scutellum, with the angles rather obtuse.

Scutellum small, rounded.

Elytra broader and twice longer than the thorax, widest at the middle, rather attenuated towards the extremities, more closely and more deeply punctured than the thorax, suture elevated in the middle, sides margined, extremities much rounded and together with straight medial fascia bright red.

Abdomen with the pygidium exposed, and rufo-piceous.

Legs rather long, bright yellow.

Under parts rufo-testaceous, ventral segments 2-5 dusky.

Differs from *S. Oberthuri* in its smaller size, much smaller and shorter thorax, attenuated elytra, and deeper sculpture.

Habitat, North America.

Sacium balteatum, sp. n.

L. c. $\frac{1\frac{0}{6}}{1\frac{1}{6}}$ lin. = 1.25-1.37 mm.—Late ovale, modice convexum, nitidulum, pilis aureis vestitum, sat leviter punctatum, fusco-castaneum, pronoti fronte, fascia mediali atque apicibus elytrorum, flavescentibus; *pronoto* magno, lato, antice circulariter rotundato, leviter et sat remote punctato, interstitiis leviter reticulatis, linea basali indistincta, margine anteriori reflexa, pellucide flava, margine basali leviter sinuata, angulis fere rectis; *elytris* pronoto haud latioribus, fere duplo longioribus, prope humeros latissimis, modice et sat remote punctatis, interstitiis nitidis, levissime reticulatis, stria suturali profunda, fusco-castaneis, fascia transversa pone media atque apicibus flavescentibus, lateribus marginatis, apicibus latis, valde

rotundatis; pygidio flavescenti; pedibus praelongis, gracilibus, late flavis; antennis perbrevis, robustis, piceis.

Body broadly oval, moderately convex, rather shining, clothed with golden hair, rather finely punctured, fusco-castaneous, with the front of the thorax, a straight fascia behind middle of the elytra, and their extremities, pale yellow.

Head small, yellow; eyes moderate; antennæ very short, robust, piceous; club large.

Thorax large and broad, circularly rounded in front, lightly and rather distantly punctured, with the interstices slightly reticulate, basal line indistinct, anterior margin reflexed, pellucid-yellow, basal margin faintly sinuated, with the angles nearly right angles.

Scutellum small, subtriangular.

Elytra nearly twice longer, but not broader, than the thorax, widest near the shoulders, moderately and rather distantly punctured, with the interstices shining and very faintly reticulate, sutural stria deep, fusco-castaneous, with a straight transverse fascia behind the middle, not extending to the sides, and also the extremities, pale yellow, sides margined, extremities broad and much rounded.

Abdomen with the pygidium exposed, yellow.

Legs very long and slender, bright yellow.

Under parts flavescens, with the metasternum dusky.

Differs from others in its very broad form, flavescens markings of the elytra, very longer and slender legs, and very short robust antennæ.

Habitat, America. Found in North Carolina by Mr. Morrison.

Sacium lunatum, LeConte.

S. lunatum, LeConte, Proc. Ac. Nat. Sci. Philad. vol. vi. p. 142, 1852.

L. c. $\frac{10}{16}$ – $\frac{11}{16}$ lin. — 1.25–1.37 mm. — Oblongum, valde convexum, nitidum, sat profunde punctatum, pilis pallidis vestitum, piceum, maculâ sublunatâ pallidâ pone medium utriusque elytri, apicibusque elytrorum flavescens; pronoto sat magno, antice circulariter rotundato, rufo-piceo, margine anteriori late pallidâ, sat profunde punctato, interstitiis glabris, nitidis, lineâ basali sat profundâ, margine anteriori modice reflexâ, margine basali leviter sinuatâ, angulis acutis; elytris oblongis, sat brevibus, pronoto haud latioribus et sesqui longioribus, ad humeros latissimis, sat profunde et confertim punctatis, interstitiis glabris, nitidis, striâ suturali profundâ, piceis, maculâ sublunatâ pallidâ pone medium utriusque, atque apicibus flavescens; lateribus fere rectis, leviter marginatis, apicibus latis, valde rotundatis; pygidio piceo; pedibus atque antennis brevibus, flavis, articulo septimo harum intus producto.

Body oblong, very convex, shining, rather deeply punctured, clothed with short pale hair, piceous, with a pale sublunate spot behind the middle of each elytron, and their extremities flavescens.

Head rufo-testaceous; eyes small; antennæ short, yellow, with the seventh joint much produced inwardly.

Thorax rather large, circularly rounded in front, rufo-piceous, with the anterior margin broadly pale, rather deeply punctured, with the interstices smooth and shining, basal line deep, anterior margin moderately reflexed, basal margin slightly sinuated, with the angles acute.

Scutellum large, subtriangular.

Elytra oblong, rather short, not broader, but one-half longer than the thorax, widest at the shoulders, rather deeply and closely punctured, with the interstices smooth and shining, sutural stria rather deep, piceous, with a pale

sublunate spot on each elytron beyond the middle, extremities flavescent, and much rounded, sides nearly straight, slightly margined.

Abdomen with pygidium exposed, piceous.

Legs short, yellow.

Under parts wholly rufo-testaceous.

Differs from *L. ocellatum* in its broader and not attenuated form, much deeper sculpture, and in the shape and colour of the marks on the elytra.

Habitat, North America.

Sacium tropicum, sp. n.

L. c. $\frac{11}{16}$ lin. = 1.37 mm. — Oblongo-ovale, valde convexum, vix nitidum, pilis aureis dense vestitum, profunde et confertissime punctatum, pronoto rufescenti, elytris nigris, fasciâ latâ rufâ postice in angulum acutum utrinque productâ ornatis; pronoto sat parvo, antice attenuato, rufescenti, in disco obscureiori, antice ovaliter rotundato, reflexo et late pellucido, sat profunde et confertissime punctato, interstitiis glabris, nitidis, lineâ basali obsoletâ, margine basali profunde sinuatâ, angulis acutis; *elytris* nigro-piceis, fasciâ latâ rufâ, postice in elytro utroque acute angulatâ, pone media ornatis, pronoto sat latioribus et plus quam sesqui longioribus, prope humeros latissimis, profunde et confertissime punctatis, interstitiis glabris, nitidis, striâ suturali profundâ, lateribus marginatis, apicibus valde rotundatis et late rufis; abdomine parum exserto, piceo; pedibus atque antennis rufescentibus, femoribus obscuratis.

Body oblong-oval, very convex, scarcely shining, thickly clothed with golden hair, deeply and very closely punctured; thorax rufescent; elytra black, with a broad fascia beyond the middle, angulated at its hinder margin, and the extremities red.

Head small, rufescent; eyes moderate; antennæ rufous.

Thorax rather small, attenuated, ovally rounded, reflexed, and broadly pellucid in front, rather deeply and very closely punctured, interstices smooth and shining, basal line obsolete, basal margin deeply sinuated, with the angles acute.

Scutellum large, rounded at the apex, very closely and deeply punctured.

Elytra nigro-piceous, with a spot, often indistinct, on the shoulder, and a broad red fascia beyond the middle, angulated at its hinder edge; rather broader and more than one-half longer than the thorax, widest near the shoulders, deeply and very closely punctured, interstices smooth and shining, sutural stria deep, sides margined, extremities much rounded and broadly red.

Abdomen not much exserted, piceous.

Legs moderate, rufescent; femora dusky.

Under parts piceous; mouth, prothorax, and first ventral segment red; metasternum and first ventral segment closely and minutely punctured.

Differs from others in its deep and close sculpture, dense pubescence, and angulated fascia on the elytra, and short yellow antennæ, of which the fifth joint is not enlarged.

Habitat, America. Received from Mexico, and from Venezuela, by M. Sallé.

Sacium latifasciatum.

S. latifasciatum, Matthews, Biol. Cent.-Amer., Col. iii. pl. i. p. 110, 1889.

L. c. $\frac{11}{16}$ lin. = 1.37 mm. — Elongato-ovatum, convexum, nitidulum, pilis aureis modice vestitum, subtiliter punctatum, nigro-piceum, pronoto, maculâ humerali, atque fasciâ latâ transversâ pone media elytrorum rufis; pronoto sat lato, antice ovate rotundato late reflexo atque pellucido, rufo, plus minusve in disco obscureato, minute et confertim punctato, interstitiis glabris, nitidis, lineâ basali distinctâ, margine basali sinuatâ, angulis rectis; *elytris* nigro-piceis, maculâ ad basim utriusque

atque fasciâ latâ communi pone media rufis, pronoto vix latioribus, plus quam sesqui longioribus, ad humeros latissimis, postice attenuatis, leviter et confertim punctatis, interstitiis glabris, nitidis, striâ suturali indistinctâ, lateribus leviter marginatis, apicibus angustatis, leviter rotundatis; abdomine longius exserto, piceo; pedibus longis, læte flavis; antennis longis, obscure flavis, articulis 5 et 7 incrassatis.

Body elongate-ovate, convex, rather shining, moderately clothed with golden hair, moderately punctured, nigro-piceous, with the thorax, a spot near the shoulder, and a very broad fascia beyond the middle of each elytron, red.

Head small, castaneous; eyes small; antennæ long, dusky yellow, with the fifth and seventh joints incrassated.

Thorax rather broad, ovately rounded, broadly reflexed, and pellucid in front, red with the disc more or less dusky, minutely and closely punctured, with the interstices smooth and shining, basal line distinct, basal margin sinuated, with the angles right angles.

Scutellum moderate, obtusely triangular.

Elytra nigro-piceous, with a spot at the base of each and a very broad transverse fascia beyond the middle red, scarcely broader, but more than one-half longer than the thorax, widest at the shoulders, rather attenuated posteriorly, lightly and closely punctured, with the interstices smooth and shining, sutural stria indistinct, sides slightly margined, extremities narrow and slightly rounded.

Abdomen much exposed, piceous.

Legs long, bright yellow.

Under parts entirely castaneous.

Differs from others in its semi-ovate thorax, attenuated elytra, fine sculpture, disposition and shape of the markings, and enlarged fifth joint of its antennæ.

Habitat, Central America. Found in Mexico near Guanajuato.

Sacium bicolor, sp. n.

L. c. $\frac{11}{16}$ lin. = 1.37 mm.—Ovale, modice convexum, haud nitidum, pilis aureis dense vestitum, profundissime punctatum, elytrorum dimidio basali nigro, dimidio apicali atque pronoto rufis; *pronoto* sat magno, rufo, antice circulariter rotundato, reflexo, et pellucido, profundissime et remote punctato, interstitiis glabris, nitidis, lineâ basali obsoletâ, margine basali leviter sinuatâ, angulis acutis; *elytris* sat brevibus, pronoto haud latioribus, sesqui longioribus, prope media latissimis, profunde et remote punctatis, interstitiis glabris, nitidis, dimidio basali nigro-piceo, apicali rufo, striâ suturali distinctâ, lateribus leviter marginatis, apicibus contractis, modice rotundatis; abdomine rufo, modice exserto; pedibus robustis, læte flavis; antennis brevibus, obscuris.

Body oval, moderately convex, not shining, thickly covered with golden hair, very deeply punctured, basal half of the elytra nigro-piceous, apical half and the thorax rufous.

Head moderate; eyes small and prominent; antennæ short, dusky.

Thorax rather large, rufous, circularly rounded, reflexed, and pellucid in front, very deeply and remotely punctured, with the interstices smooth and shining, no basal line, basal margin faintly sinuated, with the angles acute.

Scutellum moderate, rufous, and punctured.

Elytra rather short, not broader, but one-half longer than the thorax, widest near the middle, deeply and remotely punctured, interstices smooth and shining, basal half nigro-piceous, apical half rufous, sutural stria distinct, sides slightly margined, extremities contracted and moderately rounded.

Abdomen rufous, moderately exserted.

Legs robust, bright yellow.

Under parts rufo-castaneous, metasternum and first ventral segment deeply punctured.

Differs from others in size, short oval form, coarse pubescence, colour, and deep sculpture.

Habitat, Asia. Found in Ceylon by Mr. Lewis.

Obs.—This species resembles *Arthrolips Lewisii* in colour, but differs from it in size of the thorax, and in its darker and more slender eleven-jointed antennæ.

Sacium indefinitum, sp. n.

L. e. $\frac{11}{10}$ lin. = 1.37 mm.—Ovale, latissimum, modice convexum, nitidulum, pilis brevibus fusciscentibus sat dense vestitum, subtiliter et sat confertim punctatum, obscure castaneum, fasciâ latâ aut macula indefinita rufâ pone media clytrorum notatum; *pronoto* sat magno, rufescenti, antice ovaliter rotundato et leviter reflexo, minute et sat confertim punctato, interstitiis glabris, nitidis, lineâ basali modice impressa, margine basali sat profunde sinuata, angulis fere rectis; *elytris* latis, brevibus, obscure castaneis, fasciâ latâ aut macula indefinita rufâ pone media notatis, pronoto longioribus, vix latioribus, prope humeros latissimis, leviter sed confertim punctatis, interstitiis glabris, nitidis, stria suturali distincta, lateribus leviter marginatis, apicibus latis, valde obtusis, rufescentibus; pygidio castaneo, minime exserto; pedibus modicis, obscure rufis; antennis maxima parte effractis, quoad judicandum valeant, parvis, rufescentibus.

Body oval, very broad, moderately convex, and moderately shining, rather thickly clothed with fuscous hair, finely and rather closely punctured, dark castaneous with a broad red fascia, or suffused spot beyond the middle of the elytra.

Head small, rufescent; eyes very small; antennæ imperfect, probably small and short, rufescent, with the club dusky.

Thorax large, rufescent, ovally rounded and slightly reflexed in front, minutely and closely punctured, with the interstices smooth and shining, basal line moderate, basal margin rather deeply sinuated, with the angles nearly right angles.

Scutellum moderate, triangular.

Elytra broad and short, dusky castaneous, with a broad red fascia or suffused spot beyond the middle, longer but scarcely broader than the thorax, widest near the shoulders, lightly and closely punctured, with the interstices smooth and shining, sutural stria distinct, sides slightly margined, extremities broad, much rounded and rufescent.

Legs moderate, rufescent.

Under parts castaneous.

Differs from all other fasciated species in its short and broad form and indistinct markings.

Habitat, South America. Found in Brazil.

Owing to the fragmentary condition of its antennæ it is impossible to determine accurately whether this species belongs to *Sacium* or *Arthrolips*; in general appearance it is more like the former.

Sacium politum, sp. n.

L. e. $\frac{9}{10}$ lin. = 1.12 mm.—Ovale, convexum, nitidissimum, pilorum expers, pronoto rufo, elytris nigris, fasciâ mediali atque apicibus late rufis; *pronoto* parvo, antice ovaliter rotundato, rufo, sat profunde et sat confertim punctato, interstitiis glabris, nitidissimis, lineâ basali modice impressa, margine anteriore late reflexa, margine basali leviter sinuata, angulis acutis; *elytris* pronoto parum latioribus, fere duplo longioribus, prope media latissimis, modice et remote punctatis, interstitiis glabris, nitidissimis, nigris, fasciâ mediali, latâ, sinuata, atque ad latera non extensa,

apicibusque late, læte rufis, lateribus marginatis, apicibus latis, rotundatis; pedibus robustis, sat brevibus, late flavis; antennis brevibus, robustis, læte flavis, clavibus brevibus, valde incrassatis.

Body oval, convex, very shining without hair; thorax red, elytra black, with a medial fascia and extremities broadly bright red.

Head small, rufo-piceous; eyes small; antennæ short and robust, bright yellow, club short and much incrassated.

Thorax small, red, ovally rounded in front, rather deeply and closely punctured, with the interstices smooth and very shining, basal line moderate, anterior margin broadly reflexed, basal margin faintly sinuated, with the angles acute.

Scutellum large and rounded.

Elytra rather broader and nearly twice longer than the thorax, widest near the middle, moderately and remotely punctured, interstices smooth and very shining, black, with a broad, sinuated, medial fascia not extending to the outer margin, and the extremities broadly bright red, sides margined, extremities broad and rounded.

Legs rather short, robust, bright yellow.

Under parts piceous, with the apical segment of the venter pale.

Differs from all others in its very shining, smooth, and hairless surface, and bright red markings.

Habitat, Asia. Found in Japan by Mr. Lewis.

Of this beautiful and very distinct species I have only seen one example.

Sacium quadrimaculatum, sp. n.

L. c. $\frac{13}{16}$ lin. = 1.63 mm. — Oblongo-ovale, convexum, nitidissimum, pilorum expers, profunde et confertissime punctatum, piceum, maculis quatuor rufis in elytris notatum; *pronoto* modico, antice fere circulariter rotundato, reflexo et pellucido, profunde et confertim punctato, interstitiis glabris, nitidis, basin versus rufo, antice late flavescenti, lineâ basali obsolete, margine basali sinuata, angulis acutis; *clytris* sat longis, pronoto parum latioribus, duplo longioribus, ante media latissimis, profunde punctatis, interstitiis glabris, nitidis, piceis, macula oblonga rufa ad humerum, atque alia apicem versus utrisque ornatâ, striâ suturali distinctâ, lateribus marginatis, apicibus latis, valde rotundatis; abdomine modice exserto, piceo, profunde punctato, segmentorum marginibus rufescentibus; pedibus sat brevibus, læte flavis; antennæ piceis.

Body oblong-oval, convex, very shining, without hair, deeply and very closely punctured, piceous, with four red spots on the elytra.

Head moderate, piceous; eyes rather large; antennæ moderate, piceous.

Thorax moderate, almost circularly rounded, reflexed, and pellucid in front, deeply and closely punctured, with the interstices smooth and shining, red towards the base and broadly yellow in front, basal line obsolete, basal margin sinuated, with the angles acute.

Scutellum large, rounded at the apex, deeply punctured.

Elytra rather long, a little broader and twice longer than the thorax, widest before the middle, deeply punctured, with the interstices smooth and shining, piceous, with an oblong red spot on the shoulder, and another near the apex of each, sutural stria distinct, sides margined, extremities broad and much rounded.

Abdomen moderately exposed, deeply punctured, piceous, with the edges of the segments rufescent.

Legs rather short, bright yellow.

Under parts piceous.

Differs from other species in its size, colour, and sculpture.

Habitat, Asia. Found in Ceylon by Mr. Lewis.

Sacium flaviventre, sp. n.

L. c. $\frac{11}{16}$ lin. = 1.37 mm.—Late ovale, convexum, nitidissimum, modice et sat remote punctatum, pilorum exers, pronoto rufo, clytris rufo-piceis, macula magnâ humerali rufâ atque fascia rufâ, suffusa, pone media notatis; *pronoto* sat magno, antice ovaliter rotundato, late reflexo, atque pellucido, modice et remote punctato, interstitiis glabris, nitidis, rufo, lineâ basali obsoleta, margine basali vix sinuata, angulis acutis; *elytris* pronoto parum latioribus, fero duplo longioribus, ante media latissimis, modice et sat confertim punctatis, interstitiis glabris, striâ suturali distinctâ, piceis, fasciâ latâ suffusa pone media atque humeris late rufis, lateribus marginatis, apicibus contractis, modice rotundatis, dilutioribus; abdomine modice exserto, rufescenti, profunde punctato; pedibus atque antennis brevibus, late flavis.

Body broadly oval, convex, very shining, moderately punctured, without hair, thorax red, and elytra rufo-piceous, with a large red spot on the shoulders and a broad, suffused red fascia beyond the middle.

Head moderate, rufescent; eyes moderate; antennæ short, bright yellow, with the eighth joint minute.

Thorax rather large, red, ovally rounded, broadly reflexed, and pellucid in front, moderately and remotely punctured, with the interstices smooth and shining, basal line obsolete, basal margin scarcely sinuated, with the angles acute.

Scutellum rather large, subtriangular, rufescent, punctured.

Elytra rather broader and nearly twice longer than the thorax, widest before the middle, moderately and rather closely punctured with the interstices smooth, sutural stria distinct, piceous, with a broad, suffused fascia beyond the middle, and the shoulders broadly red, sides margined, extremities contracted, moderately rounded and pale.

Abdomen rufescent, moderately exerted, and deeply punctured.

Legs short, bright yellow.

Under parts castaneous with the venter pale.

Differs from *S. bifasciatum* in its smaller size, broader form, fainter sculpture, short, bright yellow antennæ, and in colour.

Habitat, Asia. Found in Ceylon by Mr. Lewis.

Sacium bifasciatum, sp. n.

L. c. $\frac{10}{16}$ lin. = 1.25 mm.—Ovale, valde convexum, nitidissimum, minute, distincte et regulariter punctatum, pilorum exers, pronoto rufo, elytris nigris, fasciâ interruptâ, late rufâ prope humeros, atque aliâ integrâ prope apices ornatis; *pronoto* modico, rufo, antice ovaliter rotundato, reflexo et pellucido, minute et regulariter punctato, interstitiis glabris, nitidissimis, lineâ basali leviter impressa, margine basali sinuata, angulis acutis; *elytris* nigris, fasciâ late rufâ prope humeros, in medio clytri utriusque interruptâ, atque aliâ integrâ, angustâ, late rufâ, apices versus ornatis, pronoto haud latioribus, plus quam sesqui longioribus, ad humeros latissimis, minute et regulariter punctatis, interstitiis glabris, nitidissimis, striâ suturali modica, lateribus marginatis, apicibus angustatis, rufis, et rotundatis; abdomine rufescenti, modice exserto; pedibus atque antennis robustis, latissime flavis.

Body oval, very convex, and very shining, minutely, distinctly and regularly punctured, without hair, thorax red, elytra black with a bright red, interrupted fascia near the shoulders, and another near the apex.

Head moderate, flavescens; eyes moderate, piceous; antennæ robust, very bright yellow, club large.

Thorax moderate, red, ovally rounded, reflexed, and pellucid in front, minutely and regularly punctured, interstices smooth and very shining, basal line faint, basal margin sinuated, with the angles acute.

Scutellum large, subtriangular, minutely punctured.

Elytra black, with a blood-red fascia, interrupted in the middle of each elytron, near the shoulders, and another, narrow and entire, near the apex, not broader, but more than one-half longer than the thorax, widest at the shoulders, minutely and regularly punctured, interstices smooth and very shining, sutural stria moderate, sides margined, extremities red, narrow, and much rounded.

Abdomen moderately exerted, rufescent.

Legs robust, very bright yellow.

Under parts piceous; head, prothorax, and two last segments of the venter flavescent.

Differs from all others in the ornamental markings of its elytra, and from many in the bare and brightly polished surface of its whole body, fine and regularly distributed punctation, and in its robust and very bright yellow antennæ.

Habitat, Africa. Found in Madagascar; received from Mr. Lewis.

Sacium instabile, sp. n.

L. c. $\frac{9}{15}$ - $\frac{11}{16}$ lin. = 1.12—1.36 mm. — Oblongo-ovale, convexum, nitidulum, pilis aureis sat dense vestitum, punctis minutis confertim impressum, castaneum, fasciis transversis undulatis duabus, aut maculis quatuor flavis in elytris ornatum; *capite* perparvo, testaceo, oculis nigris, antennis obscure flavis; *pronoto* modico, rufescentis, disco plus minusve obscurato, antice ovaliter rotundato, modice reflexo, et late translucido, ad basim latissimo, punctis minutis confertim impresso, interstitiis glabris, nitidis, margine basali leviter sinuata, angulis fere rectis; *elytris* sat longis, castaneis, fasciâ transversâ, aut maculâ rotundatâ, prope humeros, atque fasciâ alterâ fortiter undulata, aut maculâ rotundatâ, pone mediâ, ornatis, fasciis atque maculis flavis, ad suturam non extensis; *elytris* pronoto plus quam sesqui longioribus, vix latioribus, ad humeros latissimis, minute et confertim punctatis, interstitiis glabris, striâ suturali distinctâ, lateribus leviter rotundatis, apicibus obtusis; pedibus flavis.

Body oblong-oval, convex, moderately shining, rather thickly covered with golden hair, minutely and closely punctured, castaneous, ornamented on the elytra with two transverse undulated yellow fasciæ, or four yellow spots of variable size.

Head very small, testaceous, eyes black, antennæ short, dusky yellow.

Thorax moderate, rufescent with the disc more or less dusky, ovally rounded, moderately reflexed, and broadly translucid in front, widest at the base, minutely and closely punctured with the interstices smooth and shining, basal margin faintly sinuated, with the angles nearly right angles.

Scutellum moderate, rounded.

Elytra rather long, more than one-half longer, but scarcely broader than the thorax, widest at the shoulders, minutely and closely punctured with the interstices smooth, castaneous, ornamented with a transverse yellow fascia or a rounded spot near the shoulders, and another strongly undulated yellow fascia, or a rounded spot beyond the middle on each elytron; the fasciæ do not extend to the suture, and, together with the spots, vary much in size in different individuals, sutural stria distinct, sides faintly rounded, extremities rounder and paler.

Legs moderate, yellow.

Under parts castaneous, pale or more or less dusky, metasternum deeply punctured.

Differs from all other species in the peculiar yellow marking of the elytra.

Habitat, America. Found abundantly by Mr. Smith in the island of Grenada, in the West Indies.

Sacium formosum, sp. n.

L. c. $\frac{11}{16}$ lin. = 1.37 mm.—Subovatum, valde convexum, nitidissimum, pilorum fere expers, leviter et sat remote punctatum, pronoto rufo, elytris nigrescentibus, macula magna ovali flava utrisque notatis; *pronoto* rufo, disco plus minusve obscurato, antice ovaliter rotundato, fortiter reflexo, et pellucide flavo, distincte et sat remote punctato, interstitiis glabris, nitidis, margine basali leviter sinuata, angulis rectis; *elytris* pronoto parum latioribus, duplo longioribus, ante media latissimis, leviter et remote punctatis, interstitiis glabris, nitidis, nigrescentibus, macula magna, ovali, flava pone media utrisque notatis. lateribus leviter marginatis, apicibus flavescens, modice rotundatis; abdomine rufo, parum exserto; pedibus atque antennis brevibus, robustis, lute flavis.

Body subovate, very convex, and very shining, almost without hair, faintly and rather remotely punctured, with the thorax red, and elytra black with the apex and a large oval spot on each yellow.

Head moderate, rufescent; eyes moderate; antennae short, robust, bright yellow.

Thorax red, more or less dusky on the disc, ovally rounded, much reflexed, and pellucid yellow in front, distinctly and rather remotely punctured with the interstices smooth and shining, basal margin slightly sinuated, with the angles right angles.

Scutellum rather large, rounded at the apex.

Elytra rather broader and twice longer than the thorax, widest before the middle, lightly and remotely punctured with the interstices smooth and shining, black with a large, oval, bright yellow spot on each beyond the middle, sides slightly margined, extremities flavescens, moderately rounded.

Abdomen red, not much exposed.

Legs robust, bright yellow.

Under parts castaneous, venter rufescent.

Differs from *S. ocellatum* in its rather larger size, broader form, longer thorax, much larger and differently placed spots, and concolorous suture of the elytra, and in sculpture.

Habitat, Asia. Found in Ceylon by Mr. Lewis.

Sacium fenestratum.

Arthrolips fenestratus, Reitter (*Arthrolips*) Verh. Zool.-bot. Ges. p. 155-194, 1878.

S. ocellatum, Matthews, Biol. Cent.-Amer., Col. ii. pt. i. p. 111, tab. iii. figs. 14, 14a.

L. c. $\frac{3}{16}$ - $\frac{11}{16}$ lin. = 1.25-1 mm.—Elongato-ovale, modice convexum, nitidum, pilis brevibus aureis vestitum, rufo-piceum, pronoto plus minusve flavescens, elytris fascia angusta luniformi flava intra apices, atque macula magna, rotundata flava in disco, notatis; *pronoto* parvo, antice angustato, margine anteriori modice reflexa, minute sed distincte punctato, interstitiis nitidis, linea basali sat profunda, margine basali sinuata, angulis fere rectis; *elytris* sat brevibus, pronoto latioribus, fere duplo longioribus, prope humeros latissimis, confertim et sat profunde punctatis, stria suturali profunda, postice attenuatis, apicibus rotundatis; pygidio longe exserto, flavescens; pedibus atque antennis lute flavis.

Body elongate-oval, moderately convex, shining, clothed with short golden hair, rufo-piceous with the thorax more or less flavescens, and a crescent-shaped yellow fascia near the apex, and a large round yellow spot on the hinder part of the disc of the elytra.

Head very small, long and narrow, yellow; mouth very prominent; eyes very small and prominent; antennæ moderate, bright yellow.

Thorax small, narrowed and slightly reflexed in front, minutely but distinctly punctured with the interstices shining, basal line rather deep, basal margin sinuated, with the angles nearly right angles.

Scutellum small and rounded, testaceous.

Elytra rather short, attenuated posteriorly, broader and nearly twice longer than the thorax, widest near the shoulders, closely and rather deeply punctured, sutural stria deep, extremities rounded.

Abdomen with the pygidium much exerted, flavescent.

Legs slender, bright yellow.

Under parts pale castaneous, or testaceous.

Differs from *A. mollinus* in its much larger size, longer thorax, finer and closer punctation, and in the marking of the elytra; from *S. lunatum* in its narrower and attenuated form, finer sculpture, the markings of the elytra, and much smaller thorax.

Habitat, Central America.

Sacium concinnum, sp. n.

L. c. $\frac{8}{15}$ lin. = 1 mm.—Omnino ovale, valde convexum, nitidissimum, pilorum expers, per totum profunde et confertim punctatum, piceo-castaneum, maculâ magnâ flavescenti in elytro utroque notatum; *pronoto* magno, antice ovaliter rotundato, leviter reflexo, et minute pellucido, piceo-castaneo, supra caput solum flavo. profunde et confertim punctato, interstitiis glabris, nitidissimis, lineâ basali modice impressâ, margine basali leviter sinuata, angulis fere rectis; *elytris* brevibus, pronoto parum longioribus, haud latioribus, ad humeros latissimis, piceo-castaneis, maculâ magnâ, ovali, obliquâ, flavescenti, in utroque pone media ornatis, profunde et confertim punctatis, interstitiis glabris, nitidissimis, lateribus marginatis, apicibus levissime rotundatis; pygidio minime exserto, piceo; pedibus modicis, flavis; antennis longis, obscure flavescentibus.

Body perfectly oval, very convex and very shining, without hair, deeply and closely punctured throughout, pitchy-castaneous with a large flavescent spot on each elytron.

Head moderate, yellow; eyes moderate, black; antennæ rather long, dusky-yellow, with the seventh joint very slightly enlarged.

Thorax large, piceo-castaneous, ovally rounded and slightly reflexed in front, pellucid yellow over the head only, deeply and closely punctured with the interstices smooth and very shining, basal line moderate, basal margin slightly sinuated, with the angles nearly right angles.

Scutellum large, subtriangular, deeply punctured.

Elytra short, rather longer but not broader than the thorax, widest at the shoulders, piceo-castaneous with a large oblique, oval, flavescent spot on each beyond the middle, deeply and closely punctured with the interstices smooth and very shining, sides margined, extremities very little rounded.

Abdomen with the pygidium very little exposed, piceous.

Legs moderate, yellow.

Under parts pale castaneous, rather deeply punctured throughout.

Differs from *S. formosum* in its much smaller size, deep sculpture, and indistinctly defined and differently shaped spot on the elytra; and from other species in its minute size, and peculiar colour and sculpture.

Habitat, Asia. Found in Ceylon by Mr. Lewis.

Sacium orientale, sp. n.*S. orientale*, Reitter, L'Abeille, t. xvi. p. 5, 1877.

L. c. $\frac{1}{6}$ lin. = 1.25 mm.—Oblongo-ovale, modice convexum, nitidum, fuscum, pronoti fronte atque apicibus elytrorum rufescentibus, pilis pallidis parce vestitum; pronoto sat magno, antice ovaliter rotundato, ad basim latissimo, modice punctato, interstitiis glabris, nitidis, lineâ sat profunda prope basim impresso, margine anteriori modice reflexa, late rufescenti, margine basali sinuata, angulis acutis; clytris modicis, pronoto haud latioribus, plus quam sesqui longioribus, ad humeros latissimis, magis leviter punctatis, interstitiis glabris, nitidis, striâ suturali sat profunda impressis, lateribus leviter marginatis, apicibus latis, valde rotundatis, rufescentibus; pedibus lute flavis; antennis flavescentibus, clavis atque articulis basalibus obscuris.

Body oblong-oval, moderately convex, shining, fuscous, with the front of the thorax and extremities of the elytra rufescent, sparingly clothed with pale hair.

Head moderate, rufescent; antennæ pale yellow with the basal joints and club dusky.

Thorax rather large, ovally rounded in front, widest at the base, moderately punctured with the interstices smooth and shining, with a rather deeply impressed line near the base, anterior margin moderately reflexed and broadly rufescent, basal margin sinuated, with the angles acute.

Scutellum moderate, rounded.

Elytra moderate, not broader but more than one-half longer than the thorax, widest at the shoulders, more finely punctured than the thorax, with the interstices smooth and shining, sutural stria rather deep, sides slightly margined, extremities broad and much rounded, rufescent.

Legs bright yellow.

Under parts fuscous, finely punctured, thorax and venter rufescent.

Differs from others in its brown colour, with the front of the thorax and extremities of the elytra broadly rufescent.

Habitat, Selavonia (Reitter).

Sacium mexicanum.

Sacium ? mexicanum, Matthews, Biol. Cent.-Amer., Col. ii. pt. i. p. 111, 1887.

Scieoderus mexicanus, Chev. in litt.

L. c. $\frac{3}{6}$ lin. = 1.12 mm.—Oblongum, modice convexum, nitidum, minutissime et remote punctatum, castaneum, vittâ dilutiori in elytro utroque notatum; pronoto magno, antice ovaliter rotundato et reflexo, minutissime et remote punctato interstitiis glabris, nitidis, lineâ basali profunda, margine basali sinuata, angulis acutis; clytris pronoto haud latioribus, vix duplo longioribus, prope humeros latissimis, minutissime et sat confertim punctatis, interstitiis glabris, nitidis, lateribus marginatis, apicibus valde rotundatis; pygidio exserto, castaneo; pedibus atque antennis rufescentibus.

Body oblong, moderately convex, shining, very minutely and remotely punctured, castaneous, with a pale longitudinal vitta on each elytron.

Thorax large, ovally rounded and reflexed in front, very minutely and remotely punctured, with the interstices smooth and shining, basal line deep, basal margin sinuated, with the angles acute.

Scutellum small, subtriangular.

Elytra not broader and scarcely twice longer than the thorax, widest near the shoulders, very minutely and closely punctured, with the interstices smooth and shining, sides margined, extremities very much rounded.

Abdomen with the pygidium exposed, rufescent.

Legs and *antennæ* rufescent.

Differs from others in its minute sculpture, and pale vitta on the elytra.

Habitat, Central America. Found in Mexico.

In the collection of M. des Gozis I found a single example of this species, labelled "*Sericoderus mexicanus*," but, as it was deeply embedded in shellac, I am not able to say whether it belongs to this genus or to *Arthrolips*. In colour it closely resembles *Arthrolips simoni*, Reitter, but in shape appears more like a *Sacium*.

Sacium latum.

S. latum, Reitter, L'Abeille, t. xvi. p. 3, 1877.

L. c. $\frac{1\frac{5}{8}-1$ lin. = 1.87-2 mm.—Late ovatum, valde convexum, nitidum, pilis flavis vestitum, modice punctatum, nigrum, pronoto antice flavescenti, postice plus minusve rufo; *pronoto* ovaliter rotundato, sat profunde punctato, interstitiis glabris, nitidis, linea basali inconspicua, pone medium plus minusve rufescenti, margine anteriori late reflexa et sat late flavescenti, margine basali modice sinuata, angulis fere rectis; *elytris* magnis, latis, apices versus attenuatis, pronoto multum latioribus et duplo longioribus, ante media latissimis, modice punctatis, interstitiis profunde reticulatis, stria suturali sat profunda, lateribus marginatis, apicibus sat angustis, modice rotundatis, dilutioribus; pygidio longius exserto, segmentorum marginibus rufescentibus; pedibus sat longis, læte flavis; antennis robustis, læte flavis.

Body broadly ovate, very convex, shining, clothed with yellow hair, moderately punctured, black, with the thorax yellow in front and more or less red behind the middle.

Head piceous, eyes moderate, antennæ robust, bright yellow, with the seventh joint enlarged.

Thorax ovals rounded in front, rather deeply punctured, with the interstices smooth and shining, basal line very faint, more or less red towards the base, anterior margin broadly reflexed and rather broadly flavescent, basal margin moderately sinuated, with the angles nearly right angles.

Scutellum moderate, rounded.

Elytra large and broad, attenuated towards the extremities, much broader and twice longer than the thorax, widest before the middle, moderately punctured, with the interstices deeply reticulated, sutural stria rather deep, sides margined, extremities rather narrow, moderately rounded, and pale.

Abdomen much exserted, with the edges of the segments rufescent.

Legs rather long, bright yellow, femora dusky.

Under parts rufo-piceous, rather deeply and remotely punctured, edges of the ventral segments paler.

Differs from *S. pusillum* in its rather larger size, much broader shoulders, and attenuated apex of the elytra.

Habitat, Asia. Found on the range of the Caucasus.

Sacium Damryi.

S. damryi, Reitter, Deutsch. Ent. Zeit. Bd. xxviii. p. 58, 1884.

L. c. $\frac{1\frac{1}{8}-1\frac{2}{8}}$ lin. = 1.37-1.50 mm.—Subovale, convexum, nitidum, pilis flavis brevibus vestitum, elytris nigris, pronoto plus minusve rufescenti; *pronoto* modico, ovaliter rotundato, confertim et sat profunde punctato, interstitiis glabris, nitidis, linea basali leviter impressa, margine anteriori modice reflexa, margine basali

profunde sinuata, angulis fere rectis; *elytris* pronoto parum latioribus, duplo longioribus, atque remotius punctatis, ante media latissimis, striâ suturali leviter impressa, lateribus marginatis, apicibus latissimis, valde rotundatis; pedibus longis, rufo-testaceis; antennis brevibus, late flavis, articulo septimo valde dilatato.

Body oboval, convex, shining, clothed with short yellow hair, clytra black, thorax more or less rufescent.

Head small, flavescens, eyes large and prominent, antennæ short, bright yellow, with the seventh joint much enlarged.

Thorax moderate, more or less rufescent, ovals rounded in front, closely and rather deeply punctured, with the interstices smooth and shining, basal line faintly impressed, anterior margin moderately reflexed, basal margin deeply sinuated, with the angles nearly right angles.

Scutellum rather large, rounded.

Elytra rather broader, twice longer, and more remotely punctured than the thorax, widest before the middle, sutural stria faint, sides margined, extremities broad and much rounded.

Abdomen with the pygidium exerted.

Legs long, rufo-testaceous, femora dusky.

Under parts piceous, mouth yellow.

Habitat, Corsica, Sardinia.

Sacium atrum.

S. atrum, Reitter, Mitth. des Münch. Ent. Ver. 1877, p. 126

L. c. $\frac{9}{16}$ lin. = 1.12 mm.—Ovatum, convexum, nitidum, pilis pallidis vestitum, nigrum, margine anteriori pronoti ovaliter rotundatâ, totâ flavescenti; *pronoto* sat parvo, antice ovaliter rotundato, margine reflexâ, totâ flavescenti, modice, sat confertim punctato, interstitiis glabris, nitidissimis, lineâ basali leviter impressâ, margine basali modice sinuatâ, angulis fere rectis; *elytris* pronoto latioribus, et duplo longioribus, prope humeros latissimis, postice attenuatis, modice punctatis, interstitiis glabris, nitidis, striâ suturali modice impressâ, lateribus marginatis, epipleuris flavescens, apicibus rotundatis; pygidio piceo; pedibus læte flavis; antennis flavis, clavis piceis.

Body ovate, convex, shining, clothed with pale hair; black, with the whole of the anterior margin of the thorax yellow.

Head small, flavescens; eyes moderate; antennæ short, yellow, with the club piceous.

Thorax rather small, ovals rounded, and rather produced in front, black, with the whole anterior margin flavescens and reflexed, moderately and rather closely punctured, with the interstices smooth and shining, basal line rather faint, basal margin moderately sinuated, with the angles nearly right angles.

Scutellum large, triangular, punctured.

Elytra broader and twice longer than the thorax, widest near the shoulders, rather attenuated posteriorly, black, with the epipleural folds yellow, moderately punctured, with the interstices smooth and shining, sutural stria moderate, sides margined, extremities rounded.

Abdomen with the pygidium exposed, piceous.

Legs moderate, bright yellow.

Under parts pitchy-black, with the head and edges of the ventral segments paler.

Differs from *S. densatum* in its ovate form, smaller thorax, ovals rounded and produced in front, attenuated clytra, and finer and closer sculpture.

Habitat, Central America. Found in Mexico.

Sacium pusillum.

(*Cossyphus*) *pusillus*, Gyllenhal, Ins. Suec. vol. ii. p. 576, 1810.

L. c. $\frac{9}{15}$ - $\frac{10}{15}$ lin. = 1.12 - 1.25 mm.—Oblongum, modice convexum, sat profunde punctatum, pilis flavidis vestitum, piceo-nigrum, pronoti fronte atque apicibus elytrorum plus minusve rufescentibus; *pronoto* modico, antice ovaliter rotundato, modice reflexo, atque rufescenti aut ferrugineo, sat profunde punctato, interstitiis glabris, nitidis, lineâ basali profunda, margine basali leviter sinuata, angulis rectis; *elytris* oblongis, pronoto vix latioribus, duplo longioribus, atque multo magis profunde et magis confertim punctatis, ante mediâ latissimis, stria suturali profundâ, lateribus leviter marginatis, apicibus latis, modice rotundatis, rufescentibus; pygidio exserto, piceo; pedibus modicis, obscure flavis; antennis sat brevibus, obscure flavis, articulo septimo haud incrassato.

Body oblong, moderately convex, rather deeply punctured, clothed with yellow hair, pitchy-black, with the front of the thorax and extremities of the elytra rufescent or ferruginous.

Head rather large, ferruginous; eyes prominent; antennæ rather short, dusky yellow, with the seventh joint not incrassated, scarcely larger than the eighth.

Thorax moderate, ovally rounded, moderately reflexed, and rufescent or ferruginous in front, rather deeply punctured, with the interstices smooth and shining, basal line deep, basal margin slightly sinuated, with the angles right angles.

Scutellum subtriangular, punctured.

Elytra oblong, scarcely broader, twice longer, and much more deeply and closely punctured than the thorax, widest before the middle, sutural stria deep, sides slightly margined, extremities very broad, not much rounded, and rufescent.

Abdomen with the pygidium exposed, piceous.

Legs moderate, dusky yellow.

Under parts ferruginous, more or less dusky, metasternum finely and closely punctured.

Differs from others in its intermediate size, oblong form, rather small thorax, and short dusky yellow antennæ, with the seventh joint scarcely longer than the eighth.

“Habitat sub cortice arborum emortuarum, præsertim abietis; in Westrogothiæ silva Kinnensî exueta.”—Gyllenhal.

Obs.—There appears to be a great diversity of opinion regarding this species; owing to a want of care in determination, or perhaps from still greater carelessness in affixing labels, I have found *S. pusillum* represented in various collections by examples of the following extremely dissimilar species, viz. *S. Danryi*, *S. densatum*, *S. latum*, *Arthrolips humilis*, *Sericoderus lateralis*, *Anisom. Revelieri*, &c. In the collections of M. de Marseul, M. des Gozis, and Herr Reitter the exponents of *S. pusillum* are uniform, and I have followed their guidance in my own description of the species.

Sacium densatum.

S. densatum, Reitter, L'Abeille, t. xvi. p. 6, 1877.

L. c. $\frac{11}{16}$ - $\frac{12}{16}$ lin. = 1.37 - 1.50 mm.—Oblongo-ovale, sat latum, valde convexum, nitidulum, pilis brevibus pallidis sat dense vestitum, confertim et profunde punctatum, nigrum, pronoti fronte anguste ferrugineo; *pronoto* sat brevi, antice circulariter rotundato, ad basim latissimo, confertissime et profunde punctato, interstitiis leviter reticulatis, lineâ basali leviter impressâ, margine anteriori modice reflexâ, ferruginea, margine basali sinuata, angulis acutis; *elytris* sat magnis, pronoto duplo longioribus, vix latioribus, ante mediâ latissimis, profundissime et

confertissime punctatis, interstitiis leviter reticulatis, stria suturali profundâ, lateribus marginatis, apicibus latis, rotundatis, anguste dilutioribus; pygidio ferrugineo; pedibus sat longis, piceo-testaceis; antennis modicis, piceo-testaceis.

Body oblong-oval, rather broad, very convex, rather shining, clothed with short pale hair, closely and rather deeply punctured, black, with the front of the thorax narrowly ferruginous.

Head ferruginous; antennæ moderate, pitchy-testaceous.

Thorax rather short, circularly rounded in front, widest at the base, very closely and deeply punctured, with the interstices faintly reticulated, with a faintly impressed line near the base, anterior margin moderately reflexed, ferruginous, basal margin sinuated, with the angles acute.

Scutellum rather large, rounded at the apex.

Elytra rather large, scarcely broader, but twice longer than the thorax, widest before the middle, very deeply and closely punctured, with the interstices faintly reticulated, sutural stria rather deep, sides margined, extremities broad, rounded and narrowly pale.

Abdomen with the pygidium exposed, ferruginous.

Legs rather long, pitchy-testaceous.

Under parts black, rather deeply punctured.

Differs from others in its oblong form, deep sculpture, and dark colour.

Habitat, France (Reitter).

Obs.—It is not easy to distinguish this species from *S. pusillum*; the most evident character exists in the umbilicate form of the punctures on the elytra of *S. densatum*.

Sacium pubescens, sp. n.

L. c. $\frac{15}{16}$ lin. = 1.87 mm.—Oblongum, latum, convexum, pilis aurcis dense vestitum, vix nitidum, minute punctatum, piceo-castaneum; pronoto sat magno, basim versus rufescenti, antice ovaliter rotundato, leviter reflexo, et anguste flavescenti, minute et remote punctato, interstitiis glabris, nitidis, lineâ basali distinctâ, margine basali sinuatâ, angulis acutis; elytris pronoto haud latioribus, plus quam sesqui longioribus, atque obscurioribus, ad humeros latissimis, minute et regulariter punctatis, interstitiis glabris, nitidis, striâ suturali distinctâ, lateribus leviter marginatis, apicibus latis, vix rotundatis; abdomine parum exserto, castaneo; pedibus longis, rufescentibus; antennis sat brevibus, obscuris, articulo septimo incrassato.

Body oblong, broad, convex, thickly covered with golden hair, scarcely shining, minutely punctured, dusky castaneous.

Head rufescent; eyes rather large, prominent; antennæ rather short, dusky, with the seventh joint incrassated.

Thorax rather large, rufescent towards the base, ovally rounded, slightly reflexed, and narrowly flavescent in front, minutely and remotely punctured, with the interstices smooth and shining, basal line distinct, basal margin sinuated, with the angles acute.

Scutellum moderate, obtusely triangular, rufescent.

Elytra not broader, more than one-half longer, and more dusky than the thorax, widest at the shoulders, minutely and regularly punctured, with the interstices smooth and shining, sutural stria distinct, sides slightly margined, extremities broad, scarcely rounded.

Abdomen not much exserted, castaneous.

Legs long, rufescent.

Under parts castaneous, head and coxæ rufescent.

Differs from others in its large size, broad oblong form, dusky colour, and dense pubescence.

Habitat, South America. Found in Venezuela, near Caracas, by M. Sallé.

Sacium assimile, sp. n.

L. c. $\frac{1}{16}$ lin. = 1.75 mm.—Elongato-oblongum, modice convexum, nitidum, profundissime punctatum; pilis brevibus albidis vestitum, rufo-piceum, pronoto rufescenti; *pronoto* parvo, basim versus parum contracto, antice ovaliter rotundato, late reflexo, et modice pellucido, profunde et regulariter punctato, interstitiis glabris, nitidis, lineâ basali profundâ, margine basali fortiter sinuatâ, angulis rectis; *elytris* longis, pronoto sat latioribus, plus quam duplo longioribus, prope humeros latissimis, profunde et regulariter punctatis, interstitiis glabris, nitidis, striâ suturali profundâ, lateribus marginatis, apicibus angustis, valde rotundatis; abdomine piceo, minime exserto; pedibus atque antennis rufo-piceis, harum articulo septimo valde incrassato.

Body elongate-oblong, moderately convex, shining, very deeply punctured, clothed with short white hair, rufo-piceous with the thorax rufescent.

Head small, rufescent; eyes moderate, prominent, black; antennæ moderate, rufo-piceous, with the seventh joint much incrassated.

Thorax small, rather contracted near the base, ovally rounded, broadly reflexed, and moderately pellucid in front, deeply and regularly punctured, with the interstices smooth and shining, basal line deep, basal margin strongly sinuated, with the angles right angles.

Scutellum rather large, subtriangular, deeply punctured.

Elytra long, rather broader, and more than twice longer than the thorax, widest near the shoulders, deeply and regularly punctured, with the interstices smooth and shining, sutural stria deep, sides margined, extremities narrow and much rounded.

Abdomen piceous, very little exposed.

Legs moderate, rufo-piceous.

Under parts deeply and closely punctured, piceous, with the head rufescent.

Differs from all others in its large size, oblong form, thorax contracted near the base, long elytra, rufo-piceous colour, and deep sculpture.

Habitat, Asia. Found in Japan by Mr. Lewis.

Sacium Rhenanum.

S. Rhenanum, Reitter, L'Abeille, t. xvi. p. 6, 1877.

L. c. $\frac{1}{16}$ lin. = 1.50 mm.—Oblongum, convexum, nitidum, pilis brevibus pallidis vestitum, rufo-piceum, margine anteriori pronoti anguste flavescenti; *pronoto* modico, ovaliter rotundato, antice sat producto, modice sed confertim punctato, interstitiis glabris, nitidis, lineâ basali levissime impressâ, margine anteriori reflexâ, anguste flavescenti, margine basali sinuatâ, angulis fere rectis; *elytris* pronoto vix latioribus, duplo longioribus, ad media latissimis, modice et confertim punctatis, interstitiis glabris, nitidis, striâ suturali levissime impressâ, lateribus marginatis, apicibus latis, valde rotundatis; pedibus rufo-testaceis; antennis brevissimis, robustis, flavescentibus.

Body oblong, convex, shining, clothed with short pale hair, rufo-piceous, with the anterior margin of the thorax narrowly flavescent.

Head piceous, antennæ very short, with the club compact and much incrassated.

Thorax moderate, ovally rounded in front, rather produced anteriorly, moderately but closely punctured, with the interstices smooth and shining, basal line very

faintly impressed, anterior margin reflexed and narrowly flavescent, basal margin sinuated, with the angles nearly right angles.

Scutellum small, obtusely triangular.

Elytra twice longer, but scarcely broader than the thorax, widest at the middle, moderately and closely punctured, with the interstices smooth and shining, sutural stria very faint, sides margined, extremities broad and much rounded.

Legs rufo-testaceous.

Under parts piceous.

Differs from other species in its rufo-piceous colour, finer sculpture, more shining surface, and very short antennæ.

Habitat, Europe. Found in the Rhine provinces.

Sacium lugubre.

S. lugubre, Le Conte, Proc. An. Nat. Sci. Philad. vi. p. 142, 1852.

L. c. $\frac{1\frac{3}{8}-1\frac{1}{2}}$ lin. = 1.63–1.75 mm.—Elongato-oblongum, modice convexum, nitidulum, profunde punctatum, pilis fuliginosis sat dense vestitum, nigrum, pronoto antice pellucide albo; *pronoto* sat parvo, angusto, antice ovaliter rotundato, modice reflexo, et pellucide albo, modice et remote punctato, interstitiis indistincte alutaceis, lineâ basali vix conspicua, margine basali profunde sinuata, angulis acutis; *clytris* longis, pronoto parum latioribus, plus quam duplo longioribus, ante media latissimis, remote et profundissime punctatis, interstitiis indistincte alutaceis, lateribus marginatis, apicibus valde obtusis, et valde rotundatis; pygidio piceo; pedibus longis, piceis; antennis longis, piceo-nigris, articulis quinto et septimo incrassatis.

Body elongate-oblong, moderately convex, and moderately shining, deeply punctured, clothed with sooty hair, black, with the front of the thorax pellucid white.

Head very small, piceous; eyes moderate; antennæ very long, pitchy-black, with the fifth joint slightly, and the seventh joint largely incrassated.

Thorax rather small and narrow, ovally rounded, moderately reflexed, and pellucid white in front, moderately and remotely punctured, with the interstices indistinctly alutaceous, basal line indistinct, basal margin deeply sinuated, with the angles acute.

Scutellum large, rounded, and punctured.

Elytra long, rather broader, and more than twice longer than the thorax, widest before the middle, remotely and very deeply punctured, with the interstices indistinctly alutaceous, sides margined, extremities very obtuse and very much rounded.

Abdomen with the pygidium exposed, piceous.

Legs very long, piceous.

Under parts testaceous.

Differs from others in its large size, elongate form, small and narrow thorax, very long and pitchy-black legs and antennæ, black colour, and dark pubescence, and especially in the enlargement of the fifth as well as the seventh joints of the antennæ.

Habitat, North America. Found in the United States.

Sacium oblongum, sp. n.

L. c. $\frac{1\frac{1}{6}-1\frac{1}{4}}$ lin. = 1.37–1.50 mm.—Oblongum, modice convexum, nitidum, pilis brevibus flavis vestitum, fusco-castaneum, pronoto antice dilutiori; *pronoto* magno, circulariter rotundato, modice punctato, interstitiis leviter alutaceis, lineâ basali profunda, margine anteriori late reflexa, margine basali vix sinuata, angulis acutis; *clytris* oblongis, pronoto parum angustioribus, plus quam sesqui longioribus, prope

humeros latissimis, et sat depressis, punctis modicis umbilicatis confertim impressis, interstitiis leviter alutaceis, striâ suturali profunda, lateribus marginatis, apicibus latissimis, modice rotundatis; pygidio dilutiori; pedibus ferrugineis; antennis longis, flavescens, articulo septimo haud incrassato.

Body oblong, moderately convex, shining, clothed with short yellow hair, fuscocastaneous, with the front of the thorax pale.

Head ferruginous, eyes moderate, antennæ very long, yellow, the seventh joint not enlarged.

Thorax large, circularly rounded in front, moderately punctured, with the interstices lightly alutaceous, basal line deep, anterior margin broadly reflexed, and broadly pale, basal margin scarcely sinuated, with the angles acute.

Scutellum moderate, subtriangular, punctured.

Elytra oblong, rather narrower and more than one-half longer than the thorax, widest and rather depressed near the shoulders, closely marked with moderate umbilicated punctures, with the interstices slightly alutaceous, sutural stria deep, sides margined, extremities very broad and moderately rounded.

Abdomen with the pygidium exposed, pale.

Legs long, ferruginous.

Under parts pale castaneous.

Differs from others in its broad oblong form, very large thorax, and sculpture.

Habitat, Europe. Found in Italy by Mr. Grey (Janson).

Sacium parvum.

S. parvum, Matthews, Bull. S. Ent. Ital. Ann. 1886, p. 432.

L. c. $\frac{9}{16}$ — $\frac{10}{16}$ lin. = 1.12–1.25.—Ovale, modice convexum, fuscum, pube flavâ modice vestitum; *pronoto* parvo, antice sat producto, sat confertim minute punctato, interstitiis glabris, nitidis, margine anteriori leviter reflexâ, basi levissime sinuato, angulis sat acutis; *elytris* pronoto multum latioribus, et plus quam duplo longioribus, prope media latissimis, sat confertim modice punctatis, interstitiis profunde alutaceis, striâ suturali modice impressis, lateribus leviter marginatis, apicibus valde rotundatis, late dilutioribus; abdomine longius exserto, ad apicem dilutiori; pedibus flavis; antennis flavescens, clavis atque articulis basalibus infuscatis.

Body oval, moderately convex, fuscous, moderately covered with yellow pubescence.

Head very small, pale; antennæ flavescens, with the club and basal joints dusky.

Thorax very small, rather produced in front, widest at the base, minutely and rather closely punctured, with the interstices smooth and shining, anterior margin moderately reflexed, base faintly sinuated, with the angles rather acute.

Scutellum moderate, rounded.

Elytra much broader and more than twice longer than the thorax, widest near the middle, rather closely but moderately punctured, with the interstices deeply alutaceous, sutural stria moderately impressed, sides slightly margined, extremities much rounded and broadly pale.

Abdomen considerably exserted, with the apex pale.

Legs yellow.

Under parts fuscous, with the venter pale.

Differs from others in its small size, perfectly oval form, very small thorax, and broad elytra, and long antennæ.

Habitat, Italy. Found near Bologna by S. A. Fiori.

Sacium collare.

S. collare, Matthews, Biol. Cent.-Amer. Col. ii. pt. i. p. 112, 1887.

L. c. $\frac{8}{16}$ – $\frac{9}{16}$ lin. = 1–1.12 mm.—Ovale, sat obtusum, modice convexum, nitidissimum, pilis flavescensibus dense vestitum, castaneum, pronoto flavescenti; *pronoto* modico, semiovali, ad basim latissimum, minute sed distincte punctato, interstitiis glabris, nitidis, fronte et lateribus leviter marginatis et levissime reflexis, margine basali leviter bisinuatâ, angulis fere rectis; *elytris* sat brevibus, pronoto laud latioribus, fere sesqui longioribus, prope humeros latissimis, minute sed distinctissime punctatis, interstitiis glabris, nitidis, lateribus leviter marginatis, apicibus latis, valde rotundatis, dilutioribus; pedibus atque antennis sat brevibus, ferrugineis.

Body oval, rather obtuse, moderately convex, very shining, thickly clothed with flavescens hair, castaneous, with the thorax flavescens.

Head piceous, eyes moderate; antennæ rather short, ferruginous.

Thorax moderate, semioval, widest at the base, minutely but distinctly punctured, with the interstices smooth and shining, front and sides slightly margined and very slightly reflexed; basal margin faintly bisinuated, with the angles nearly rectangular.

Scutellum moderate, obtusely triangular.

Elytra rather short, one-half longer but not broader than the thorax, widest near the shoulders, minutely but very distinctly punctured, with the interstices smooth and shining, sides slightly margined, extremities broad and much rounded, paler.

Legs rather short, ferruginous.

Under parts castaneous.

Differs from *S. marginatum* in its small size, very slightly reflexed margins of the thorax, and in sculpture.

Habitat, North America. Found in Mexico (Sallé).

Sacium marginatum.

S. marginatum, Matthews, Biol. Cent.-Amer. Col. ii. pt. i. p. 112, 1887.

L. c. $\frac{8}{16}$ – $\frac{9}{16}$ lin. = 1–1.12 mm.—Ovale, modice convexum, nitidum, distincte punctatum, pilis flavis vestitum, piceum, pronoti margine anteriori flavâ; *pronoto* lato, margine anteriori rotundatâ, late reflexa, flavâ, distincte et sat profunde punctato, interstitiis glabris, nitidis, margine basali vix sinuatâ, angulis rectis; *elytris* pronoto parum latioribus, duplo longioribus, prope humeros latissimis, pronoto magis profunde punctatis, apicibus sat angustatis, valde rotundatis, dilutioribus; pedibus robustis, flavis; antennis obscurioribus.

Body oval, moderately convex, shining, distinctly punctured, clothed with yellow hair, piceous, with the whole anterior margin of the thorax yellow.

Head small, ferruginous; eyes moderate; antennæ dusky yellow, with the club darker.

Thorax broad, anterior margin broadly reflexed, yellow, distinctly and rather deeply punctured, with the interstices smooth and shining, basal margin scarcely sinuated, with the angles right angles.

Scutellum rather large, rounded, and deeply punctured.

Elytra rather broader, twice longer, and more deeply punctured than the thorax, widest near the shoulders, rather narrowed posteriorly, extremities much rounded and pale.

Abdomen with the pygidium exposed, ferruginous.

Legs robust, bright yellow.

Under parts distinctly punctured, piceous, with the edges of the ventral segments pale.

Differs from others in its intermediate size, broad thorax with its anterior margin broadly reflexed and yellow, robust legs, and deep sculpture.

Habitat, Central America. Found by Mr. Champion in Guatemala.

This species may be distinguished from *S. densatum* by the broad reflection of the anterior margin of the thorax, which extends to the posterior angles.

Sacium alutaceum.

S. alutaceum, Matthews, Ann. and Mag. N. Hist., 1887, p. 106.

L. c. $\frac{8}{16}$ lin. = 1mm.—Oblong-ovale, modice convexum, sat profunde punctatum, totum alutaceum, pilis aureis parce vestitum, pronoto rufescenti, elytris piceis; *pronoto* sat longo, antice ovaliter rotundato, et fortiter reflexo, sat profunde et sat confertim punctato, interstitiis nitidis, alutaceis, lineâ basali distinctâ, margine basali leviter sinuatâ, angulis rectis; *elytris* piceis, pronoto vix latioribus, duplo longioribus, ad humeros latissimis, modice punctatis, interstitiis profunde alutaceis, stria suturali distinctâ, lateribus fere rectis, late marginatis, apicibus valde rotundatis, anguste rufescentibus; pygidio parvo, rufescenti; pedibus robustis, læte flavis; antennis modicis, flavis, articulo septimo haud incrassato.

Body oblong-oval, moderately convex, rather deeply punctured and alutaceous throughout, sparingly clothed with golden hair, with the thorax rufous and elytra piceous.

Head moderate, rufescent; eyes rather large, dusky; antennæ moderate, yellow, with the seventh joint not enlarged.

Thorax rather long, rufous, ovals rounded and strongly reflexed in front, rather deeply and rather closely punctured, with the interstices alutaceous and shining, basal line distinct, basal margin faintly sinuated, with the angles right angles.

Scutellum long, rounded, and alutaceous.

Elytra piceous, scarcely broader, but twice longer than the thorax, widest at the shoulders, moderately punctured, with the interstices deeply alutaceous, sutural stria distinct, sides nearly straight and strongly margined, extremities much rounded, narrowly rufous.

Abdomen with the pygidium small, rufous.

Legs robust, bright yellow.

Under parts castaneous, distinctly punctured, and sparingly clothed with golden hair, with the prothorax and apex of the venter flavescens.

Differs from others in its rufous thorax and piceous elytra, and in its deeply alutaceous sculpture.

Habitat, South America. Found near Maldonado.

In the collection of the British Museum there is a single specimen of this very distinct and pretty species; in life the thorax and apex of the elytra are probably bright red.

Sacium mundum, sp. n.

L. c. $\frac{8}{16}$ — $\frac{9}{16}$ lin. = 1-1.12 mm.—Ovatum, valde convexum, haud nitidum, pilis brevissimis pallidis sparse vestitum, nigro-piceum, pronoto antice anguste pallido; *pronoto* parvo, ovaliter rotundato, antice sat producto, minute et remote punctato, interstitiis alutaceis, lineâ basali leviter impressâ, margine anteriori leviter reflexâ, anguste pallidâ, margine basali leviter sinuatâ, angulis fere rectis; *elytris*

valde convexis, postice attenuatis, pronoto sat latioribus, duplo longioribus, prope media latissimis, minute punctatis, interstitiis profunde alutaceis, stria suturali profunda, lateribus marginatis, apicibus sat angustis, modice rotundatis; pygidio longius exserto, piceo; pedibus atque antennis brevibus, piceo-testaceis, harum articulo septimo haud incrassato.

Body ovate, very convex, not shining, clothed with very short pale hair, nigropiceous, with the front of the thorax narrowly pale.

Head moderate, pitchy-testaceous; eyes moderate; antennæ short, pitchy-testaceous, with the seventh joint not enlarged.

Thorax small, ovals rounded and slightly produced in front, minutely and remotely punctured, with the interstices alutaceous, basal line faint, anterior margin slightly reflexed and narrowly pale, basal margin slightly sinuated, with the angles nearly right angles.

Scutellum large, triangular.

Elytra very convex, posteriorly attenuated, rather broader and twice longer than the thorax, widest near the middle, minutely punctured, with the interstices deeply alutaceous, sutural stria very deep, sides margined, extremities rather narrow and moderately rounded.

Abdomen with the pygidium considerably exposed and piceous.

Legs short, pitchy-testaceous.

Under parts piceous, with the venter pale.

Differs from others in its small size, very convex and attenuated form, small thorax, and general sculpture.

Habitat, South of Europe. From the collection of Mr. Grey.

Sacium corticinum.

S. corticinum, Thomson, Skand. Col. iv. p. 118, 1863.

L. c. $\frac{1\frac{3}{8}-1\frac{1}{6}}$ lin. 1.67-1.75 mm.—Late ovatum, convexum, nitidulum, modice punctatum, pilis aureis vestitum, castaneum; *pronoto* magno, antice ovate rotundato, modice reflexo, et anguste pellucido, remote et sat profunde punctato, interstitiis glabris, nitidis, linea basali indistincta, margine basali sinuata, angulis sat acutis; *elytris* pronoto latioribus, plus quam sesqui longioribus, atque magis confertim punctatis, ante media latissimis, postice attenuatis, lateribus marginatis, apice angustato, fere integro; pygidio castaneo; pedibus sat longis, gracilibus, hæte flavis; antennis flavis, articulo septimo valde incrassato.

Body broadly ovate, convex, moderately shining and moderately punctured, clothed with golden hair, castaneous.

Head rather large, castaneous; eyes moderate, castaneous; antennæ moderate, yellow, with the seventh joint much incrassated.

Thorax large, ovately rounded, moderately reflexed and narrowly pellucid in front, remotely and rather deeply punctured, with the interstices smooth and shining, basal line indistinct, basal margin sinuated, with the angles rather acute.

Scutellum large, rounded, and closely punctured.

Elytra broader, more than one-half longer, and more closely punctured than the thorax, widest before the middle, attenuated posteriorly, sides margined, apex narrow and almost entire.

Abdomen with the pygidium exposed, castaneous.

Legs rather long and slender, bright yellow.

Under parts castaneous, head and edges of the ventral segments pale, metasternum and first ventral segment finely punctured, epipleural fold of the elytra yellow.

Differs from others in its large size, broad ovate form, and castaneous colour.

Habitat, Europe.

This species in outward appearance so closely resembles *Arthrolips obscurus* that it is almost impossible to distinguish them from each other except by the antennæ. They differ, however, comparatively in the following characters: in *S. corticinum* the thorax is smaller and more deeply punctured, and the elytra much attenuated posteriorly, with the apex almost entire; in *A. obscurus* the thorax is larger, broader, and more finely and more closely punctured, and the elytra are not attenuated, but broad and much rounded at the extremities.

Sacium brunneum.

S. brunneum, Brisout de Barneville, Cat. Gren. p. 70, 1863.

L. c. $\frac{1\frac{3}{16}}$ lin. 1.63 mm.—Ovale, valde convexum, sat nitidum, sat profunde punctatum, fusco-castaneum, pilis flavescensibus vestitum; *pronoto* sat parvo, antice ovaliter rotundato, modice reflexo, et pellucido, modice et sat remote punctato, interstitiis glabris, nitidis, margine basali sinuata, angulis rectis; *elytris* pronoto parum latioribus, plus quam duplo longioribus, atque magis profunde punctatis, ad media latissimis, interstitiis glabris, nitidis, stria suturali indistincta, lateribus marginatis, apicibus valde rotundatis; abdomine segmentis duobus expositis; pedibus sat longis, flavis; antennis brevibus, flavis.

Body oval, very convex, moderately shining, rather deeply punctured, fusco-castaneous clothed with flavescens hair.

Head moderate; eyes rather large, dusky; antennæ very short and robust, flavescens, with the seventh joint slightly enlarged.

Thorax small, ovally rounded, moderately reflexed and pellucid in front, moderately and rather distantly punctured with the interstices smooth and shining, basal margin sinuated, with the angles right angles.

Scutellum moderate, rounded.

Elytra rather broader, more than twice longer, and more deeply punctured than the thorax, widest at the middle, interstices smooth and shining, sutural stria indistinct, sides faintly margined, extremities very much rounded.

Abdomen with two segments exposed, flavescens.

Legs yellow, long and slender.

Under parts flavescens.

Differs from *S. corticinum* in its much smaller size, narrower form, and much shorter antennæ. Immature specimens of *S. latum* are often mistaken for this species, but may be recognized by their larger thorax, broad-shouldered elytra, and longer antennæ.

Habitat, Europe. Found in France and other countries.

Sacium elongatum, sp. n.

L. c. $\frac{1\frac{3}{16}-1\frac{1}{16}}$ lin. 1.63-1.75 mm.—Valde elongatum, fere lineare, modice convexum, modice et regulariter punctatum, pilis aureis vestitum, rufo-castaneum, pronoto rufescenti; *pronoto* parvo, angusto, antice ovaliter rotundato et late reflexo, modice et regulariter punctato, interstitiis glabris, nitidis, lineâ basali sat profunda, margine basali vix sinuata, angulis rectis; *elytris* prælongis, angustis, pronoto plus quam duplo longioribus, vix latioribus, ante media latissimis, castaneis, humeris atque apicibus rufescentibus, modice et regulariter punctatis, interstitiis glabris, nitidis, stria suturali profunda, lateribus marginatis, apicibus vix rotundatis; abdomine rufescenti, segmentis tribus expositis; pedibus longis, gracilibus, late flavis; antennis flavescensibus, articulo septimo valde inerassato.

Body very long, almost linear, moderately convex, moderately and regularly punctured, clothed with golden hair, rufo-castaneous, with the thorax rufescent.
Head small, rufescent; eyes black and prominent; antennæ rather long, flavescens, with the seventh joint much enlarged on the inner side.

Thorax small and narrow, ovally rounded and broadly reflexed in front, moderately and regularly punctured with the interstices smooth and shining, basal line rather deep, basal margin scarcely sinuated, with the angles right angles.

Scutellum large, rounded, and punctured.

Elytra very long, more than twice longer, but scarcely broader than the thorax, widest before the middle, castaneous with the shoulders and extremities rufescent, moderately and very regularly punctured, with the interstices smooth and shining, sutural stria deep, sides margined, extremities scarcely rounded.

Abdomen rufescent, with three segments exposed.

Legs long and slender, bright yellow.

Under parts castaneous, with the prothorax and venter flavescens, deeply and regularly punctured.

Differs from all the others in its elongate, almost linear form, narrow thorax, and long elytra with their apex almost entire.

Habitat, Australasia. Found in New Zealand.

Sacium humerale, sp. n.

L. c. $\frac{11}{16}$ — $\frac{12}{16}$ lin. — 1.37—1.50 mm.—Oblongum, modice convexum, nitidissimum, alutaceum et minute punctatum, pilis aureis vestitum, late rufo-castaneum; pronoto magno, longo, antice ovaliter rotundato, sat minute punctato, interstitiis nitidis, alutaceis, linea basali modice impressa, margine anteriori pellucida, late reflexa, margine basali sinuata, angulis acutis; elytris praelongis, pronoto haud latioribus, plus quam duplo longioribus, ad humeros latissimis, postice parum attenuatis, humeris atque apice late rufis, sat minute et confertim punctatis, interstitiis alutaceis, sutura depressa, stria suturali distincta, lateribus fere rectis, late marginatis, apice integro, lato et rotundato; pygidio parvo, flavescens; pedibus longis, late flavis; antennis longis, late flavis, clavis obscurioribus.

Body oblong, moderately convex, very shining, alutaceous and minutely punctured, clothed with golden hair, bright rufo-castaneous.

Head large, bright yellow, mouth much produced; eyes black, large and prominent; antennæ long, bright yellow, with the club dusky.

Thorax large and long, ovally rounded in front, rather minutely punctured, with the interstices alutaceous, basal line moderate, anterior margin pellucid and broadly reflexed, basal margin sinuated, with the angles acute.

Scutellum large, rounded, and moderately punctured.

Elytra very long, with the shoulders and apex bright rufous, not broader, but more than twice longer than the thorax, widest at the shoulders, rather attenuated posteriorly, rather minutely and closely punctured, with the interstices alutaceous, suture rather depressed, sutural stria distinct, sides nearly straight and broadly margined, apex entire, broad and rounded.

Abdomen with the pygidium exposed, pointed and flavescens.

Legs very long, bright yellow.

Under parts bright rufo-castaneous, metasternum and basal segments of the venter dusky, metasternum rather deeply punctured.

Differs from all others in its elongate, almost linear form, bright rufo-castaneous colour, large thorax, fine sculpture, and long bright yellow legs.

Habitat, Australasia. Found near Auckland, New Zealand.

Sacium Walkeri, sp. n.

L. c. $\frac{1}{10}$ lin. = 1.63 mm.—Elongato-oblongum, sat depressum, nitidulum, pilis pallidis brevissimis sparse vestitum, profunde punctatum, obscure castaneum, elytris dilutioribus; capite parvo, piceo, oculis modicis, castaneis; pronoto magno, antice dilatato, postice contracto, obscure castaneo, maculis duabus translucidis ad marginem anteriorem notato, profunde et sat remote punctato, interstitiis glabris, nitidis, lateribus profunde marginatis, pone media latissimis, basim versus contractis, depressione basali profundâ, margine basali reflexâ, profunde sinuata, angulis fere rectis; elytris longis, pronoto bis longioribus, paulo latioribus, prope media latissimis, testaceo-pallidis, modice punctatis, interstitiis glabris, nitidis, striâ suturali distinctâ, lateribus marginatis, apicibus rotundatis; abdomine nigro-piceo, sat exserto, apice obtuso; pedibus sat longis, piceis; antennis modicis, piceis, funiculo dilutiori.

Body oblong-elongate, rather depressed, moderately shining, thinly clothed with short pale hairs, deeply punctured, dark castaneous, with the elytra paler.

Head small, piceous; eyes moderate, castaneous; antennæ moderate, piceous, with the intermediate joints paler.

Thorax large, dilated in front and contracted behind, dark castaneous, with two translucent spots in front, deeply and rather remotely punctured, with the interstices smooth and shining, sides strongly margined, widest behind the middle, contracted towards the base, basal depression deep, basal margin reflexed, strongly sinuated, with the angles nearly right angles.

Scutellum rather large, semioval, and punctured.

Elytra long, twice longer and slightly broader than the thorax, widest near the middle, pale testaceous, moderately punctured with the interstices smooth and shining, sutural stria distinct, sides margined, extremities rounded.

Abdomen nigro-piceous, moderately exserted, apex obtuse.

Legs rather long, piceous.

Under parts piceous, with the mesosternum yellow.

Differs from others in its large size, oblong form, large peculiarly shaped thorax, and long testaceous elytra; the testaceous colour of the elytra may be caused by immaturity.

Habitat, Australasia. Found at Albany, W. Australia (J. J. Walker).

Sacium Maderæ.

S. Maderæ, Kraatz, Berlin. Zeit. xii. p. 283, 1869.

Clypeaster pusillus, Woll. Insect. Mader. p. 474.

L. c. $\frac{1}{10}$ – $\frac{1}{12}$ lin. = 1.37–1.50 mm.—Ovale, latum, modice convexum, rufo-castaneum, pilis flavescentibus vestitum, totum profunde et confertim punctatum; pronoto magno, lato, antice ovaliter rotundato, et abrupte reflexo, basim versus leviter contracto, profunde et confertim punctato, interstitiis glabris, nitidis, lineâ basali leviter impressâ, margine basali modice sinuatâ, angulis sat acutis; elytris pronoto vix latioribus, sesqui longioribus, ad humeros latissimis, profunde et confertim punctatis, interstitiis glabris, nitidis, striâ suturali modicâ, lateribus late marginatis, apicibus minime rotundatis; pygidio dilutiori; pedibus longis, flavis; antennis robustis, sat brevibus, flavis, clavis obscuratis, articulis 4–8 brevissimis, transversis, gradatim dilatatis, 9 sequentibus multo majori.

Body broadly oval, moderately convex, rufo-castaneous, clothed with yellow hair, deeply and closely punctured throughout.

Head rather large; eyes moderate; antennæ short and robust, yellow, with the club dusky, with joints 4–8 very short, transverse, and gradually increasing in width on both sides, 9 much larger than 10 or 11.

Thorax large and broad, ovaly rounded and abruptly reflexed in front, sides slightly contracted towards the base, deeply and closely punctured, with the interstices smooth and shining, basal line faint, basal margin moderately sinuated, with the angles rather acute.

Scutellum large, triangular, and punctured.

Elytra scarcely broader, but one-half longer than the thorax, widest at the shoulders, deeply and closely punctured, with the interstices smooth and shining, sutural stria moderate, sides very broadly margined, extremities very slightly rounded.

Abdomen with the pygidium exposed and paler.

Legs long, yellow, with third joint of the tarsi distinct.

Under parts rufo-ferruginous, with the mouth and apical segments of the venter paler.

Differs from all other species in its broad oval form, large thorax, long legs, and robust and peculiarly formed antennæ.

Habitat, the Atlantic Islands. Found in Madeira by Mr. Wollaston.

Sacium aureum, sp. n.

L. c. $\frac{11}{16}$ – $\frac{1}{8}$ lin. = 1.63–1.75 mm.—Oblongo-ovale, valde convexum, nitidulum, modice et distincte punctatum, læte flavum, pilis aureis sat dense vestitum; *pronoto* modico, antice ovaliter rotundato et modice reflexo, flavo, modice punctato, interstitiis glabris, nitidis, linea basali obsoletâ, margine basali leviter sinuata, angulis sat acutis; *elytris* flavis, pronoto haud latioribus, duplo longioribus, prope humeros latissimis, modice et remote punctatis, interstitiis glabris, nitidis, stria suturali distinctâ, lateribus leviter marginatis, apicibus valde rotundatis; abdomine flavo, longius exserto; pedibus longis, flavis; antennis modicis, obscuris, articulo septimo incrassato, octavo minuto.

Body oblong-oval, very convex, moderately shining, moderately and distinctly punctured, bright yellow, rather thickly clothed with golden hair.

Head small, dusky; eyes small, not prominent; antennæ moderate, dusky, seventh joint incrassate, eighth minute, club much incrassate.

Thorax moderate, ovaly rounded, and moderately reflexed in front, yellow, moderately punctured, with the interstices smooth and shining, basal line obsolete, basal margin slightly sinuated, with the angles rather acute.

Scutellum small, rounded.

Elytra yellow, twice longer, but not broader than the thorax, widest near the shoulders, moderately and remotely punctured, with the interstices smooth and shining, sutural stria distinct, sides slightly margined, extremities very much rounded.

Abdomen yellow, much exserted.

Legs long, yellow.

Under parts castaneous, finely and closely punctured, and thickly clothed with hair.

Differs from all other species in its uniform bright yellow colour, dark antennæ, and the peculiar sculpture of the elytra.

Habitat, South America. Found in Brazil, near Blumenau, and sent to Hr. Reitter.

Sacium rufulum, sp. n.

L. c. $\frac{1}{8}$ lin. 1.63 mm.—Ovale, convexum, nitidulum, sat profunde punctatum, rufum, pilis aureis dense vestitum; *pronoto* magno, antice ovaliter rotundato, valde reflexo, et pellucido, sat profunde et sat remote punctato, interstitiis glabris, nitidis, linea basali distincta, margine basali leviter sinuata, angulis fere rectis; *elytris*

postice sat attenuatis, pronoto haud latioribus, plus quam sesqui longioribus, ante media latissimis, modice et confertim punctatis, interstitiis glabris, nitidis, stria suturali distincta, lateribus marginatis, apicibus sat angustatis, leviter rotundatis; abdomine minime exserto, rufescenti; pedibus atque antennis longis, robustis, rufescentibus.

Body oval, convex, rather shining, rather deeply punctured, rufous, thickly covered with golden hair.

Head moderate, rufous; eyes large, rufous; antennæ long, robust, rufescent.

Thorax large, ovals rounded, much reflexed, and pellucid in front, rather deeply and rather remotely punctured, with the interstices smooth and shining, basal line distinct, basal margin slightly sinuated, with the angles nearly right angles.

Scutellum large, rounded at the apex.

Elytra rather attenuated posteriorly, not broader, but more than one-half longer than the thorax, widest before the middle, moderately and closely punctured, with the interstices smooth and shining, sutural stria distinct, sides margined, extremities narrowed, not much rounded.

Abdomen very little exposed, rufescent.

Legs long and robust, rufescent.

Under parts rufo-castaneous, metasternum deeply punctured.

Differs from others in its large size, uniform rufous colour, long pubescence, and long legs and antennæ.

Habitat, Asia. Found in Japan by Mr. Lewis.

Sacium picicorne. sp. n.

L. c. $\frac{11}{16}$ lin. = 1.37 mm.—Ovale, convexum, nitidum, modice punctatum, rufo-testaceum, pilis aureis vestitum; pronoto modico, antice ovaliter rotundato, reflexo et pellucido, modice et sat confertim punctato, interstitiis glabris, nitidis, linea basali obsoleta, margine basali leviter sinuata, angulis sat acutis; elytris pronoto latioribus et duplo longioribus, ad media latissimis, leviter et sat confertim punctatis, interstitiis glabris, nitidis, stria suturali distincta, lateribus leviter marginatis, apicibus latis, rotundatis; abdomine modice exserto, rufo-testaceo; pedibus parvis, brevibus, læte flavis; antennis brevibus, piccis, articulo septimo incrassato.

Body oval, convex, shining, moderately punctured, rufo-testaceous, clothed with golden hair.

Head small; eyes small, not prominent; antennæ short, piceous, with the seventh joint incrassated.

Thorax moderate, ovals rounded, reflexed, and pellucid in front, moderately and rather closely punctured, with the interstices smooth and shining, basal line obsolete, basal margin slightly sinuated, with the angles rather acute.

Scutellum moderate, rounded, and punctured.

Elytra broader and twice longer than the thorax, widest at the middle, lightly and rather closely punctured, with the interstices smooth and shining, sutural stria distinct, sides slightly margined, extremities broad and rounded.

Abdomen moderately exserted, rufo-testaceous.

Legs small and short, bright yellow.

Under parts rufo-castaneous, metasternum and first ventral segment very closely punctured.

Differs from *S. rufulum* in its smaller size, broader form, finer sculpture, and very short piceous antennæ, with the seventh joint much incrassated.

Habitat, Asia. Found in Japan by Mr. Lewis.

Sacium brevicorne, sp. n.

L. c. $\frac{10}{9}$ lin. 1.25 mm.—Ovale, sat angustum, convexum, nitidum, pilis aureis modice vestitum, sat profunde punctatum, rufo-testaceum; *pronoto* parvo, antice ovaliter rotundato, reflexo, et pellucido, sat profunde punctato, interstitiis glabris, nitidis, linea basali sat profunda, margine basali sinuata, angulis acutis; *elytris* pronoto parum latioribus, duplo longioribus, ante media latissimis, profunde et confertim punctatis, stria suturali distincta, lateribus marginatis, apicibus angustatis, valde rotundatis; abdomine parum exserto, rufo-testaceo; pedibus sat parvis, flavis; antennis perbrevibus, late flavis.

Body oval, rather narrow, convex, shining, moderately clothed with golden hair, rather deeply punctured, rufo-testaceous.

Head moderate, rufescent; eyes large and prominent, black; antennae very short, bright yellow.

Thorax small, ovally rounded, reflexed and pellucid in front, rather deeply punctured, with the interstices smooth and shining, basal line rather deep, basal margin sinuated, with the angles acute.

Scutellum obtusely triangular, punctured.

Elytra rather broader and twice longer than the thorax, widest before the middle, deeply and closely punctured, sutural stria distinct, sides margined, extremities narrow, much rounded.

Abdomen not much exserted, rufo-testaceous.

Legs small, yellow.

Under parts rufo-testaceous, with the venter pale.

Differs from others in its small size, small thorax, very short antennae, short pubescence, and uniform rufo-testaceous colour.

Habitat, Asia. Found in Japan by Mr. Lewis.

Sacium rugosum, sp. n.

L. c. $\frac{10}{9}$ lin. = 1.25 mm.—Ovale, valde convexum, vix nitidum, rugose punctatum, pilis longis aureis dense vestitum, rufo-castaneum, *elytris* obscurioribus; *pronoto* parvo, antice sat attenuato, pellucido et late reflexo, confertim et profundissime punctato, linea basali modica, margine basali leviter sinuata, angulis fere rectis, rufescenti, disco obscuriori; *elytris* in disco late obscurioribus, pronoto multum latioribus et plus quam sesqui longioribus, prope media latissimis, confertim et rugose punctatis, stria suturali distincta, lateribus marginatis, apice fere integro; abdomine minime exserto, flavescenti; pedibus parvis, late flavis; antennis modicis, rufescentibus, clavis obscurioribus, articulo octavo exiguo.

Body oval, very convex, scarcely shining, rugosely punctured, thickly covered with long golden hair, rufo-castaneous, with the *elytra* dusky.

Head large, flavescent; eyes black, large and prominent; antennae moderate, rufescent, club dusky, eighth joint minute.

Thorax small, rather attenuated, broadly reflexed, and pellucid in front, closely and very deeply punctured, rufescent, with the disc dusky, basal line moderate, basal margin slightly sinuated, with the angles nearly right angles.

Scutellum large, subtriangular, deeply punctured.

Elytra with the disc broadly dusky, much broader and more than one-half longer than the thorax, widest near the middle, closely and rugosely punctured, sutural stria distinct, sides margined, apex almost entire.

Abdomen very little exposed, flavescent.

Legs small, bright yellow.

Under parts rufo-castaneous, with the pectus dusky, metasternum and first ventral segment deeply punctured.

Differs from others in its short, broad, and almost ovate form, rugose sculpture and very long pubescence.

Habitat, Asia. Found in Japan by Mr. Lewis.

Sacium flavum, sp. n.

L. c. $\frac{10}{16}$ lin. — 1.25 mm.—Ovale, convexum, sat nitidum, profunde et confertim punctatum, pilis aureis vestitum, totum flavum; *pronoto* modico, antice ovaliter rotundato, reflexo, et pellucido, profunde et confertim punctato, interstitiis glabris, lineâ basali modicâ, margine basali leviter sinuatâ, angulis acutis; *elytris* pronoto sat latioribus, fere duplo longioribus, prope media latissimis, profunde et confertim punctatis, striâ suturali profundâ, lateribus marginatis, apicibus attenuatis, leviter rotundatis; abdomine flavo, minime exserto; pedibus atque antennis modicis, læte flavis.

Body oval, convex, rather shining, rather deeply and closely punctured, clothed with golden hair, entirely yellow.

Head small, dusky; eyes moderate; antennæ moderate, bright yellow.

Thorax moderate, ovally rounded, reflexed, and pellucid in front, deeply and closely punctured, with the interstices smooth and shining, basal line moderate, basal margin slightly sinuated, with the angles acute.

Scutellum moderate, subtriangular.

Elytra rather broader and nearly twice longer than the thorax, widest near the middle, deeply and closely punctured, sutural stria deep, sides margined, extremities attenuated, slightly rounded.

Abdomen yellow, very little exposed.

Legs moderate, bright yellow.

Under parts rufo-testaceous, metasternum deeply punctured.

Differs from others in its oval form, uniform yellow colour, and bright yellow legs and antennæ.

Habitat, Asia. Found in Japan by Mr. Lewis.

Sacium flavicorne, sp. n.

L. c. $\frac{7}{16}$ lin. — 0.87 mm.—Oblongo-ovale, convexum, nitidum, castaneum, pilis perbrevibus aureis vestitum; *pronoto* parvo, rufescenti, antice ovaliter rotundato, reflexo, et læte et pellucide flavo, modice et confertim punctato, interstitiis alutaceis, lineâ basali distinctâ, margine basali leviter sinuatâ, angulis fere rectis; *elytris* pronoto vix latioribus, plus quam sesqui longioribus, prope humeros latissimis, minute et confertissime punctatis, striâ suturali modicâ, lateribus leviter marginatis, apice fere integro; abdomine castaneo, minime exserto; pedibus modicis, rufescentibus; antennis modicis, læte flavis, clavibus valde incrassatis.

Body oblong-oval, convex, shining, castaneous, clothed with very short golden hair. *Head* small, dusky; eyes small, not prominent; antennæ moderate, bright yellow, with the club much enlarged.

Thorax small, rufescent, ovally rounded, reflexed, and broadly pellucid-yellow in front, moderately and closely punctured, with the interstices alutaceous, basal line distinct, basal margin slightly sinuated, with the angles nearly right angles.

Scutellum small, subtriangular.

Elytra scarcely broader and more than one-half longer than the thorax, widest near the shoulders, minutely and very closely punctured, sutural stria moderate, sides slightly margined, apex nearly entire.

Abdomen castaneous, very little exposed.

Legs moderate, rufescent.

Under parts castaneous, mouth and venter paler.

Differs from others in its small size, narrow form, dark castaneous colour, short pubescence, and fine and close sculpture.

Habitat, Asia. Found in Japan by Mr. Lewis.

Sacium longipes, sp. n.

L. c. $\frac{9}{16}$ – $\frac{10}{16}$ lin. 1.12–1.25 mm.—Ovale, convexum, nitidum, pilis flavis parce vestitum, piceo-castaneum, pronoto rufescenti; *pronoto* modico, ovaliter rotundato, remote non profunde punctato, interstitiis glabris, nitidissimis, linea basali sat profunda, margine anteriori modice reflexa, margine basali sat profunde sinuata, angulis sat acutis: *clytris* sat brevibus, pronoto vix latioribus, plus quam sesqui longioribus, prope humeros latissimis, profunde et remote punctatis, interstitiis glabris, nitidissimis, stria suturali leviter impressa, lateribus marginatis, rufescentibus, apicibus latis, modice rotundatis, rufescentibus; pygidio rufo; pedibus late flavis; antennis brevibus, robustis, late flavis, clavis valde incrassatis, articulo septimo parum incrassato.

Body oval, convex, shining, sparingly clothed with yellow hair, dark castaneous with the thorax rufescent.

Head flavescens, eyes moderate, antennae short and robust, bright yellow, with the club much incrassated and the seventh joint slightly enlarged.

Thorax moderate, ovally rounded in front, remotely and not deeply punctured, with the interstices smooth and very shining, basal line rather deep, anterior margin moderately reflexed, basal margin rather deeply sinuated with the angles rather acute.

Scutellum rather large, rounded, deeply punctured.

Elytra rather short, scarcely broader and more than one-half longer than the thorax, widest near the shoulders, deeply and remotely punctured, with the interstices smooth and very shining, sutural stria faint, sides margined, rufescent, extremities broad, moderately rounded, rufescent.

Abdomen with the pygidium exposed, and rufous.

Legs moderate, bright yellow.

Under parts castaneous.

Differs from other in its short and broad form, rufescent and attenuated thorax, short robust and bright yellow antennae, and sculpture.

Habitat, Asia. Found in Syria, near Haifa (Reitter).

Sacium Marseulii.

S. Marseulii, Matthews, Wien. Ent. Zeit. ix. p. 151, 1890.

L. c. $\frac{8}{16}$ lin. = 1 mm.—Late ovale, valde convexum, nitidum, sat profunde punctatum, pilis flavescentibus parce vestitum, pallide castaneum; *pronoto* magno, antice ovaliter rotundato, sat late reflexo, et modice pellucido, modice punctato, interstitiis nitidis, linea basali profunda, margine basali fere recta, angulis acutis: *clytris* brevibus, pronoto sesqui longioribus, haud latioribus, ad humeros latissimis, punctis umbilicatis confertim impressis, interstitiis leviter alutaceis, stria suturali profunda, lateribus leviter marginatis, apicibus vix rotundatis; pygidio castaneo; pedibus atque antennis modicis, late flavis, harum articulo septimo haud incrassato.

Body broadly oval, very convex, shining, rather deeply punctured, sparingly clothed with yellow hair, pale castaneous.

Head large, ferruginous; eyes large, ferruginous; antennæ moderate, yellow, with the seventh joint not enlarged.

Thorax large, ovably rounded, rather broadly reflexed, and moderately pellucid in front, moderately punctured, with the interstices shining, basal line deep, basal margin nearly straight, with the angles rather acute.

Scutellum rather large, subtriangular, closely and deeply punctured.

Elytra short, one-half longer, but not broader than the thorax, widest at the shoulders, very closely marked with umbilicated punctures, with the interstices slightly alutaceous, sutural stria deep, sides slightly margined, extremities scarcely rounded.

Abdomen with the pygidium exposed, castaneous.

Legs moderate, bright yellow.

Under parts castaneous, metasternum closely and deeply punctured.

Differs from others in its small size, large thorax, and in sculpture; from *S. parvum* it may be known by its much larger thorax and peculiar sculpture.

Habitat, Europe.

Sacium laticolle.

S. laticolle, Matthews, Biol. Cent.-Amer. Col. ii. pt. i. p. 113, 1887.

L. c. $\frac{6}{16}$ lin. = 0.75 mm.—Elongatum, modice convexum, haud nitidum, sat profunde punctatum, pilis flavis vestitum, rufo-testaceum; *pronoto* magno, minute sed distincte punctato, interstitiis glabris, nitidis, antice lato, circulariter rotundato et modice reflexo, lineâ basali distinctâ, margine basali leviter sinuatâ, angulis rectis; *elytris* angustis, sat longis, pronoto parum angustioribus, sesqui longioribus, et magis confertim atque profundius punctatis, ad humeros latissimis, postice attenuatis, lateribus rectis, apicibus obtuse rotundatis; pedibus atque antennis flavis.

Body elongate, moderately convex, not shining, rather deeply punctured, clothed with yellow hair, rufo-testaceous.

Head very small, testaceous; eyes moderate; antennæ moderate, yellow.

Thorax large and broad, minutely but distinctly punctured, with the interstices smooth and shining, circularly rounded and moderately reflexed in front, basal line distinct, basal margin slightly sinuated, with the angles right angles.

Scutellum small, rounded.

Elytra rather long and narrow, rather narrower, one-half longer, and more closely and more deeply punctured than the thorax, widest at the shoulders, attenuated posteriorly, sides straight, extremities obtusely rounded.

Abdomen with the pygidium slightly exposed, testaceous.

Legs moderate, yellow.

Under parts rufo-ferruginous, rather deeply punctured.

Differs from all other species in the large size of its thorax, and narrow, linear elytra.

Habitat, Central America. Found by Mr. Champion in Guatemala.

Sacium Californicum, sp. n.

L. c. $\frac{7}{16}$ lin. = 0.87 mm.—Late ovale, modice convexum, nitidum, rufo-testaceum, pilis brevibus aureis vestitum; *pronoto* magno, antice circulariter rotundato, late reflexo et pellucido, ad basim latissimo, minute et remote punctato, interstitiis glabris, nitidis, lineâ basali distinctâ, margine basali rectâ, angulis rectis; *elytris* pronoto sat latioribus, sesqui longioribus, ante media latissimis, confertim et sat profunde punctatis, interstitiis alutaceis, lateribus marginatis, modice rotundatis, apicibus latis, valde rotundatis, dilutioribus; abdomine parum exserto, flavescenti; pedibus longis, robustis, late flavis; antennis modicis, flavis.

Body broadly oval, moderately convex, shining, rufo-testaceous, clothed with short golden hairs.

Head moderate, rufescent; eyes moderate, piceous; antennæ moderate, yellow.

Thorax large, circularly rounded, broadly reflexed, and pellucid in front, widest at the base, minutely and remotely punctured, with the interstices smooth and shining, basal line distinct, basal margin straight, with the angles right angles.

Scutellum rather large, triangular, smooth.

Elytra rather broader and one-half longer than the thorax, widest before the middle, closely and rather deeply punctured, with the interstices alutaceous, sides margined and moderately rounded, extremities broad, much rounded, and pale.

Abdomen not much exposed, flavescens.

Legs long, robust, bright yellow.

Under parts rufo-testaceous.

Differs from other species in its small size, broadly oval form, large thorax, and testaceous colour.

Habitat, North America. Found in California by Mr. Casey.

[*Sacium ochraceum*, sp. n.]

[L. c. $\frac{1}{10}$ lin. = 1.50 mm.—Oblongum, sat latum, modice convexum, nitidum, pilorum expers, modice et sat remote punctatum, totum ochraceum; pronoto sat magno, antice ovaliter rotundato, reflexo, et pellucido, modice, sat remote punctato, interstitiis glabris, nitidis, linea basali obsoleta, margine basali leviter sinuata, angulis sat acutis; elytris pronoto parum latioribus, plus quam sesqui longioribus, ante media latissimis, modice et sat remote punctatis, interstitiis glabris, nitidis, lateribus leviter marginatis, apicibus perlatis, leviter rotundatis; abdomine parum exserto, flavescens, segmento apicali setoso, et punctato; pedibus modicis, læte flavis; antennis modicis, piceis.]

Body oblong, rather broad, moderately convex, shining, without hair, moderately and rather remotely punctured, entirely ochraceous.

Head flavescens; eyes moderate, flavescens; antennæ moderate, piceous.

Thorax rather large, ovals rounded, reflexed, and pellucid in front, moderately and rather remotely punctured, with the interstices smooth and shining, basal line obsolete, basal margin slightly sinuated, with the angles rather acute.

Scutellum rather large, subtriangular, punctured.

Elytra a little broader and more than one-half longer than the thorax, widest before the middle, moderately and rather remotely punctured, with the interstices smooth and shining, sides slightly margined, extremities very broad, slightly rounded.

Abdomen not much exposed, flavescens, with the apical segment setose and punctured.

Legs moderate, bright yellow.

Under parts rufo-testaceous.

Differs from others in its oblong form, uniform ochraceous colour, and in sculpture.

Habitat, Asia. Found in Ceylon by Mr. Lewis.

I have retained this description, not thinking it would be right to omit it altogether, but it is probably not a good species. Mr. Matthews had written at the top of his original description "immature 135," and this number refers to *S. flaviventre*. Among the specimens returned to Mr. Lewis, there is nothing named *S. ochraceum*; but there is an immature specimen among those of *S. flaviventre*. —Ed.]

ARTHROLIPS, Pl. II. A.

Arthrolips, Wollaston, Ins. Mad. p. 475, 1854.

Sacium, p., Le Conte.

Clypeaster, p., Comolli, Sahlberg.

Sericoderus, p., Rosenhauer.

- Corpus* ovale, plerumque latum, plus minusve longius pilosum; subtus convexum.
- Caput* minutum, totum sub pronoto occultum, angustum, deplanatum, ore prominenti, parte gulari minutâ, deplanatâ; oculis parvis, haud prominentibus.
- Antennæ* (Pl. II., A, fig. 7) plerumque breves, decem-articulatæ, 1 permagno, robusto, fortiter recurvato; 2 primo breviori et minori; 3 gracili, secundo breviori; 4-6 brevibus, transversis, inter sese fere paribus; 7 subtriangulari, antice latissimo, sexto multo et longiori et latiori; 8-10 valde incrassatis, clavam foliatam formantibus.
- Palpi maxillares* (Pl. II., A, fig. 5, w) sat longi, robusti, 4 articulati, 1 parvo, recurvato, ad apicem dilatato; 2 magno, robusto; 3 transverso, secundo breviori, haud angustiori, antice oblique truncato; 4 aliis longiori, obtusissime conico, leviter incurvato.
- Palpi labiales* (Pl. II., A, fig. 6, m) brevissimi, latissimi, triarticulati, 1 perpusillo; 2 magno, latissimo, cyathiformi; 3 magno, latissimo, subtriangulari, externe rotundato, interne levissime concavato, apice acuminato, secundo parum longiori.
- Labrum* (Pl. II., A, fig. 3) sat magnum, transversum, antice leviter emarginatum, lateribus rotundatis, et ad basim costis brevibus firmatis.
- Mandibulæ* (Pl. II., A, fig. 4) modicæ, costâ dorsali pervalida firmatæ, apicem versus dentibus robustis, acutissimis armatæ.
- Maxillæ* (Pl. II., A, fig. 5) validæ, unilobatæ, lobo longo, lato, externe ad apicem abrupte recurvato, et fortissime uncinato, dentibus tribus, validis acutissimis armato. Stipes sat magnus.
- Mentum* (Pl. II., A, fig. 6, j) sat magnum, quadratum.
- Labium* (Pl. II., A, fig. 6, k) magnum, elongatum, costis lateralibus, latis, subarticulatis, firmatum, paraglossis duplicibus, longis, erectis, acutissimis, antice ad angulum utrumque instructum.
- Lingua* (Pl. II., A, fig. 6, l) parva, pone palpos et paraglossas fere tota occulta.
- Pronotum* plerumque parvum, margine anteriori integrâ, plerumque ovaliter rotundatâ, angulis posterioribus haud productis.
- Scutellum* parvum, vel subtriangulare, vel rotundatum.
- Elytra* modica, apicibus rotundatis.
- Alæ* magna, elongatæ, membrana ovali, ad basim latâ, nervis solitis firmatâ, superficie pilosa.
- Abdomen* segmentis septem compositum, quatuor basalibus coriaceis, tribus apicalibus corneis, quinto aliis multo longiori, apicali minuto.
- Prothorax* (Pl. II., A, fig. 2, a) parvus, prosterno parvo, inter coxas elevato, et postice producto et dilatato; *episternis* exiguis; *epimeris* modicis, receptacula coxarum postice circumdatis; receptaculis coxarum modicis, ovalibus, antice partim apertis.
- Pectus mesosterno* (Pl. II., A, fig. 2, d) modico, antice excavato; *episternis* longis, angustis; *epimeris* modicis, humeralibus, ad coxarum receptacula non extensis; receptaculis coxarum rotundatis, sat distantibus.
- metasterno* (Pl. II., A, fig. 2, g) modico, transverso, ad latera corporis non extenso, margine posteriori rectâ; *episternis* sat magnis, postice angustatis, metasterno pariter longis; *epimeris* angustis, apicibus ultra metasternum inflexis, reliquis sub elytris occultis.
- Venter* segmentis sex compositus, basali magno, longo, cæteris seipsis pariter longis, apicali integro.

Pedes anticæ coxis rotundatis; trochanteribus parvis, elongato-conicis; femoribus simplicibus; tibiis apices versus parum dilatatis, et setosis; tarsis 4-articulatis, 1 et 2 æqualibus; 3 parvo; 4 elongato, gracili; unguibus validis, fortiter curvatis, subtus ad basim denticulatis.

intermediæ anticis parum longiores, femoribus robustis; tarsis articulo primo elongato; secundo perbrevis, profunde bifido; tertio minuto, alioqui anticis similes.

posticæ intermediis consimiles.

Coxæ anteriores non contingentes, sat prominentes.

intermediæ sat distantes.

posteriores longius distantes, ovatæ, ad latera corporis non extensæ.

Body oval, generally broad, pilose, sometimes clothed with long hair; convex on the under side.

Head very small, completely covered by the thorax, narrow, and flattened; mouth prominent; gular portion short, and flattened; eyes small, not prominent.

Antennæ (Pl. II., A, fig. 7) generally short, ten-jointed, 1 very large, robust, and strongly recurved; 2 shorter and smaller than the first; 3 slender, shorter than the second; 4-6 short, transverse, equal to each other; 7 subtriangular, widest anteriorly, much longer and broader than the sixth; 8-10 much incrassated, forming a foliate club.

Maxillary palpi (Pl. II., A, fig. 5, w) rather long, robust, four-jointed, 1 small, recurved, dilated at the apex; 2 large, robust; 3 transverse, shorter than the second, but not narrower, obliquely truncate at the extremity; 4 longer than any other, very obtusely conical, and slightly incurved.

Labial palpi (Pl. II., A, fig. 6, m) very short, and very broad, three-jointed, 1 very minute; 2 large, and very broad, cyathiform; 3 longer than the second, large and very broad, subtriangular, rounded on the outer side, and faintly concave on the inner side, with the apex acuminate.

Labrum (Pl. II., A, fig. 3) rather large, transverse, slightly emarginate in front, with the sides rounded, and strengthened at the base with short costæ.

Mandibles (Pl. II., A, fig. 4) moderate, with a very strong dorsal costa, armed below the apex with long and very sharp curved teeth.

Maxillæ (Pl. II., A, fig. 5) strong, unilobed, with the lobe long and broad, abruptly recurved at the back near the apex, and very strongly hooked, armed on the inner side of the apex with three strong and very sharp curved teeth. Stipes rather large.

Mentum (Pl. II., A, fig. 6, j) rather large, quadrate.

Labium (Pl. II., A, fig. 6, k) large, elongate, strengthened at the sides with broad and apparently articulated costæ; furnished at the anterior extremity with two long, erect, and very sharp paraglossal processes on each side.

Lingua (Pl. II., A, fig. 6, l) small, almost hidden by the palpi and paraglossal processes.

Pronotum generally small, with the anterior margin entire, generally ovally rounded, posterior angles not produced.

Scutellum small, either subtriangular or rounded.

Elytra moderate, with their extremities rounded.

Wings large, elongate, with the membrane oval and broad at the base, hairy on the surface, and strengthened with the usual neurcation.

Abdomen composed of seven segments, the four basal coriaceous, and the three apical corneous, the fifth segment much longer than any other, and the apical very small.

Prothorax (Pl. II., A, fig. 2, a) small, *prosternum* moderate, elevated between the coxæ, and posteriorly produced and much dilated; *episterna* minute and

inconspicuous; *epimera* moderate, enclosing the coxal cavities behind; coxal cavities moderate, oval, partly open in front.

Pectus with the *mesosternum* (Pl. II., A, fig. 2, d) moderate, excavated anteriorly; *episterna* long and narrow; *epimera* moderate, humeral, not reaching the coxal cavities; coxal cavities rounded, rather distant.

metasternum (Pl. II., A, fig. 2, g) moderate, transverse, not extending to the sides of the body, with the posterior margin between the coxæ straight; *episterna* rather large, narrowed posteriorly, as long as the *metasternum*; *epimera* narrow, with their apical extremities inflexed beyond the *episterna*, their other parts concealed by the epipleural fold of the elytra.

Venter composed of six segments, with the basal segment long and large, the rest short, equal to each other in length, the apical entire.

Legs anterior with the coxæ rounded; trochanters small, elongate and conical; femora simple; tibiæ slightly dilated and setose towards the apex; tarsi four-jointed, 1 and 2 equal; 3 small; 4 elongate and slender; claws strong, much curved, and obtusely denticulate on the under side of the base.

intermediate rather longer than the anterior, with the femora robust, and the first joint of the tarsi elongate, the second short and deeply bifid, in other respects like the anterior.

posterior like the intermediate.

Coxæ anterior not contingent, rather prominent.

intermediate moderately distant.

posterior widely distant, ovate, not reaching to the sides of the body.

Except its ten-jointed antennæ this genus possesses no structural character by which it may be distinguished from *Sacium*. In many species of *Arthrolips* the antennæ are very small and short; this fact, combined with the close manner in which they are concealed in the cavity of the prothorax, renders the operation of extending the antennæ both difficult and hazardous, and when they have been extended, or more generally broken off, the articulations of the funiculus cannot be correctly counted without the help of a very high magnifying power, so that it cannot be a matter of surprise that its species have often been placed in the preceding genus.

SPECIERUM EPITOMA.

FORMA LATISSIMA, SUBOVATA.

- L. c. 1·50 mm.—Ovatus, latissimus, profunde punctatus, ped. atque ant. flavis rotundatus.
 L. c. 1·40 mm.—Subovalis, latus, convexus, minutissime punctatus, læte flavus, ped. atque ant. læte flavis elegans.

FORMA OBLONGA, AUT OVALIS, AUT OVATA.

ELYTRIS VARIEGATIS.

- L. c. 1·45 mm.—Elongato-ovalis, convexus, sat profunde punctatus, nigro-piceus, pronoto atque dimidio apicali elytrorum læte rufis, ped. atque ant. læte rufis Lewisii.
 L. c. 1·37 mm.—Late ovalis, profunde punctatus, castaneus, pronoto atque vitta suffusa in elytro utroque rufis, ped. atque ant. læte flavis suffusus.
 L. c. 1·25 mm.—Late ovalis, leviter punctatus, piceus, pronoto antice rufescenti, macula magna ovali læte rufa in elytro utroque notatus, ped. atque ant. flavis bimaculatus.

- L. c. 1.25 mm.—Oblongus, minute punctatus, castaneus, pronoto et maculâ magna rotundata in elytro utroque atque apicibus late rufis, ped. late flavis, ant. perbrevis, flavis dimidiatus.
- L. c. 1.12 mm.—Brevis, latus, oblongus, convexus, sat profunde punctatus, rufo-testaceus, pronoti usco et suturâ elytrorumque lateribus piccis, ped. atque ant. brevis, late flavis testudinalis.
- L. c. 1.0 mm.—Ovalis, angustus, nitidus, minute punctatus, castaneus, pronoto atque vitta in elytro utroque flavescens, ped. atque ant. late flavis Simoni.
- L. c. 1.12 mm.—Oblongo-ovalis, sat angustus, pronoto atque humeris elytrorum levissime punctatis, rufo-castaneus, elytris rufescentibus, pone humeros fasciatim obscuratis, ped. late flavis, ant. parvis, flavis Senegalensis.
- L. c. 0.90 mm.—Oblongo-ovalis, nitidus, distincte punctatus, castaneus, pronoto antice fasciâ humerali, atque fasciâ lata pone media elytrorum rufescentibus, ped. late flavis, ant. brevis flavescens mollinus.
- L. c. 1.0 mm.—Subovatus, sat attenuatus, minutissime punctatus, rufo-picceus, pronoto et macula lata, lunata, pone media, atque apicibus elytrorum rufis, ped. atque ant. brevis, late flavis lepidus.
- L. c. 0.75 mm.—Oblongo-ovalis, angustus, nitidissimus, leviter punctulatus, pronoto atque fasciis duabus in elytris flavis, ped. atque ant. late flavis splendens.

ELYTRIS FLAVIS, AUT TESTACEIS.

- L. c. 1.50 mm.—Obeonicus, convexus, indistincte punctatus, vel totus rufo-testaceus, vel plus minusve obscuratus, ped. atque ant. late flavis Westwoodii.
- L. c. 1.0 mm.—Ovalis, minute punctatus, totus flavus, ped. atque ant. late flavis croceus.
- L. c. 0.95 mm.—Ovatus, nitidissimus, sat profunde punctatus, rufo-testaceus, ped. late flavis, ant. obscurioribus semipunctatus.
- L. c. 0.75 mm.—Ovalis, leviter et confertim punctatus, testaceus, pronoto flavo, ped. atque ant. late flavis flavicollis.
- L. c. 1.0 mm.—Late ovalis, totus rugose alutaceus, rufo-testaceus, pronoto parvo, ped. atque ant. flavis scaber.

ELYTRIS CASTANEIS.

- L. c. 0.85 mm.—Oblongo-ovalis, nitide fuscus breviter pubescens, minute et confertim punctatus, pronoto magno, ant. brevis atque ped. late flavis innotabilis.
- L. c. 1.0 mm.—Ovalis, angustus et convexus, castaneus, pronoto antice flavescens, elytris punctatis et alutaceus, ped. flavis, ant. flavescens regularis.
- L. c. 0.95 mm.—Ovalis, sat angustus, nitidus, castaneus, pronoto angusto, antice flavescens, ped. atque ant. late flavis ferrugatus.
- L. c. 1.50 mm.—Ovatus, postice attenuatus, nitidus, sat profunde punctatus, castaneus, ped. atque ant. robustis, late flavis Fiorii.
- L. c. 1.0 mm.—Ovalis, modice punctatus, castaneus, pronoto rufescenti, ped. atque ant. late flavis rufithorax.
- L. c. 0.87 mm.—Oblongo-ovalis, angustus, nitidissimus, minute punctatus, pallide castaneus, pronoto parvo, elytris longis, ped. atque ant. flavis nitidus.

ELYTRIS FUSCIS.

- L. c. 1.14 mm.—Latus, ovalis, leviter punctatus, fuscus, pronoto antice rufescenti, ped. atque ant. rufescentibus obscurus.
- L. c. 1.20 mm.—Oblongo-ovalis, convexus, profunde punctatus, fusco-picceus, pronoto antice flavescens, ped. atque ant. piccis æqualis.

ELYTRIS NIGRIS, AUT PICEIS.

L. c. 1·30 mm.—Oblongus, convexus, profunde punctatus, piceus, pronoto antice atque elytrorum extremis rufescentibus, ped. atque ant. læte flavis	oblongus.
L. c. 1·0 mm.—Oblongo-ovalis, modice punctatus, piceus, pronoto antice atque elytrorum extremis dilutioribus, ped. atque ant. piceo-testaceis	piceus.
L. c. 1·0 mm.—Oblongo-ovalis, confertim punctatus, piceus, pronoto rufescenti, ped. atque ant. flavis	misellus.
L. c. 0·75 mm.—Brevis, ovalis, convexus, profunde punctatus, piceus, pronoto rufescenti, ped. atque ant. testaceis	humilis.
L. c. 0·80 mm.—Ovatus, convexus, sat profunde punctatus, ater, pronoto antice pellucide albo, ped. atque ant. piceis	niger.
L. c. 0·87-1·25 mm.—Ovalis, latus, remote punctatus, plerumque hirsutus, ater, pronoto antice pellucido, ped. atque ant. piceis	hirsutus.
L. c. 1·0 mm.—Late ovatus, convexus, nitidus, niger, pronoti fronte atque elytrorum apicibus translucide albidis, ped. atque ant. testaceis	ovatus.

Arthrolips Lewisii, sp. n.

L. c. $\frac{11}{16}$ - $\frac{12}{16}$ lin. = 1·37-1·50 mm.—Elongato-ovale, valde convexum, sat nitidum, sat profunde punctatum, pilis brevibus aureis vestitum, piceo-nigrum, pronoto atque parte posteriori elytrorum læte rufis; *pronoto* sat magno, antice circulariter rotundato, læte rufo, profunde et confertim punctato, interstitiis glabris, nitidis, margine anteriori sat late reflexa, margine basali vix sinuata, angulis acutis; *elytris* nigrescentibus, apices versus læte rufis, pronoto haud latioribus, plus quam sesqui longioribus, ad humeros latissimis, profunde et confertim punctatis, interstitiis glabris, striâ suturali profunda, lateribus marginatis, apicibus sat angustis, leviter rotundatis; pygidio longius exserto, rufo; pedibus atque antennis brevibus, læte flavis.

Body elongate-oval, very convex, moderately shining, rather deeply and closely punctured, clothed with short golden hair, pitchy black, with the thorax and apical half of the elytra bright rufous.

Head piceous; eyes large and prominent; antennæ short, bright yellow, with the apical joint abruptly truncate.

Thorax large, circularly rounded in front, bright rufous, deeply and closely punctured, with the interstices smooth and shining, anterior margin rather broadly reflexed, basal margin scarcely sinuated, with the angles acute.

Scutellum moderate, rounded.

Elytra black, with nearly all their apical half bright rufous, not broader, but more than one-half longer than the thorax, widest at the shoulders, deeply and closely punctured, with the interstices smooth, sutural stria deep, sides margined, extremities rather narrow and faintly rounded.

Abdomen with the pygidium much exserted, rufous.

Legs short, bright yellow.

Under parts with the pectus and basal half of the venter piceous, prothorax and apical half of the venter bright rufous, metasternum punctured.

Differs from others in its long oval shape, deep sculpture, and conspicuous colour.

Habitat, Asia. Found in Japan by Mr. Lewis.

I have named this handsome species in honour of my friend Mr. Lewis, whose entomological researches in Japan are so well known.

Arthrolips suffusus.

A. suffusus, Mathews, Ann. and Mag. N. Hist., 1887, p. 106.

L. c. $\frac{11}{16}$ lin. = 1.37 mm.—Late ovalis, convexus, nitidus, elytris profunde punctatis, pilis aureis sat dense vestitus, obscure castaneus, pronoto rufescenti, atque vittâ suffusa læte rufa in disco elytri utriusque; *pronoto* magno, rufescenti, antice fere circulariter rotundato et levissime reflexo, levissime punctato, interstitiis glabris, nitidis, lineâ basali distincta, margine basali leviter sinuata, angulis acutis; *elytris* pronoto haud latioribus, duplo longioribus, ad humeros latissimis, profunde punctatis, interstitiis glabris, nitidis, obscure castaneis, vittâ latâ rufa, interdum sat indistincta, in disco utroque, lateribus marginatis, apicibus latis, valde rotundatis, anguste rufis; abdomine modice exserto, rufescenti; pedibus robustis, læte flavis; antennis modicis, læte flavis.

Body broadly oval, convex, shining, elytra deeply punctured, rather thickly clothed with golden hair, dark castaneous, with the thorax rufescent, and a bright red suffused vitta on the disc of each elytron.

Head moderate, flavescens; eyes small, black; antennæ moderate, bright yellow.

Thorax large, rufescent, almost circularly rounded, and slightly reflexed in front, faintly punctured, with the interstices smooth and shining, basal line distinct, basal margin slightly sinuated, with the angles acute.

Scutellum large, rounded, and punctured.

Elytra not broader but twice longer than the thorax, widest at the shoulders, deeply punctured, with the interstices smooth and shining, dark castaneous, with a broad red vitta, sometimes indistinct, on the disc of each elytron, sides margined, extremities broad, much rounded, and narrowly red.

Abdomen moderately exerted, rufescent.

Legs robust, bright yellow.

Under parts castaneous, head, prothorax, disc of the metasternum, and terminal segments of the venter pale, metasternum and basal segment of the venter closely punctured.

Differs from *A. Lewisii* in its less reflexed and minutely punctured thorax, longer elytra, and suffused colour.

Habitat, Asia. Found in China by Mr. Bowering.

Arthrolips bimaculatus.

A. bimaculatus, Mathews, Ann. and Mag. N. Hist., 1887, p. 106.

L. c. $\frac{19}{16}$ lin. 1.25 mm.—Late ovalis, valde convexus, nitidulus, modice punctatus, pilis flavescensibus sat dense vestitus, piccus, margine anteriori pronoti rufescenti, atque maculâ magnâ ovali, læte rufa elytri utriusque apicem versus notatus; *pronoto* magno, lato, modice sed confertim punctato, interstitiis glabris, nitidis, antice circulariter rotundato et modice reflexo, picco, antice læte rufescenti, lineâ basali distincta, margine basali fere rectâ, angulis rectis; *elytris* pronoto haud latioribus, vix sesqui longioribus, ad humeros latissimis, confertim et profunde punctatis, interstitiis glabris, nitidis, piccis, maculâ magnâ ovali pone media læte rufâ, lateribus marginatis, apicibus latis, valde rotundatis; abdomine parum exserto, picco; pedibus atque antennis flavis, clavis rufescentibus.

Body broadly oval, very convex, rather shining, moderately punctured, rather thickly clothed with flavescens hair, piccus, with anterior margin of the thorax rufescent, and a large oval bright red spot beyond the middle of each elytron.

Head castaneous, mouth yellow; eyes moderate; antennæ moderate, yellow, with the club rufescent.

Thorax large and broad, moderately but closely punctured, with the interstices smooth and shining, circularly rounded and moderately reflexed in front, piceous, anteriorly rufescent, basal line distinct, basal margin almost straight, with the angles right angles.

Scutellum small, obtusely triangular.

Elytra not broader, and scarcely one-half longer than the thorax, widest at the shoulders, closely and deeply punctured, with the interstices smooth and shining, piceous, with a large bright red oval spot beyond the middle of each elytron, sides margined, extremities broad and much rounded.

Abdomen slightly exposed, piceous.

Legs rather robust, yellow, with the femora dusky.

Under parts dark castaneous, with the mouth and edges of the ventral segments paler, metasternum closely and regularly punctured.

Differs from others in the bright red spots on the elytra.

Habitat, Asia. Found in Burmah by Mr. Bowering.

Of this conspicuous species there is a single example in the collection of the British Museum.

Arthrolips dimidiatus.

A. dimidiatus, Matthews, Biol. Centr.-Amer., Col. ii. pt. i. p. 114, 1888.

L. c. $\frac{2}{16}$ – $\frac{10}{16}$ lin. = 1.13–1.25 mm — Oblongus, convexus, nitidus, sat minute et sat remote punctatis, pilis aureis vestitus, castaneus, pronoto, atque apicibus et maculâ magnâ pone mediâ elytrorum, plus minusve læte rufis; *pronoto* magno, antice circulariter rotundato et modice reflexo, minute et sat remote punctato, interstitiis glabris, nitidis, lineâ basali leviter impressâ, margine basali sinuatâ, angulis sat acutis; *clytris* pronoto vix latioribus, plus quam sesqui longioribus, prope humeros latissimis, sat minute et remote punctatis, interstitiis glabris, nitidis, dimidio basali obscure castaneo, apicali læte rufo, interdum, medio obscurato, lateribus marginatis, apicibus latis, vix rotundatis; pygidio flavescenti; pedibus sat brevibus, robustis, læte flavis; antennis perbrevisibus, flavis, clavis obscurioribus.

Body oblong, convex, shining, rather minutely and remotely punctured, clothed with golden hair, castaneous, with the thorax and apical half of the elytra more or less brightly red.

Head rather large, yellow; eyes moderate, yellow; antennæ short, yellow, with the club dusky.

Thorax red, large, circularly rounded and moderately reflexed in front, minutely and rather remotely punctured, with the interstices smooth and shining, basal line faint, basal margin sinuated, with the angles rather acute.

Scutellum large and rounded.

Elytra scarcely broader but more than one-half longer than the thorax, widest near the shoulders, rather minutely and remotely punctured, with the interstices smooth and shining, with the basal half dark castaneous, and the apical bright red, sometimes dusky on the middle of the red half, sides margined, extremities broad and very little rounded.

Abdomen yellow, pygidium moderately exposed.

Legs short, robust, bright yellow.

Under parts yellow, metasternum finely punctured.

Differs from all other species in its very ornamental colour and fine sculpture.

Habitat, Central America. Found near Tolé, Panama, by Mr. Champion.

This very pretty species in shape and colour looks much more like a *Sacium* than an *Arthrolips*, but by its ten-jointed antennæ clearly belongs to the latter genus.

Arthrolips Senegalensis.

A. Senegalensis, Matthews, Ann. and Mag. N. Hist., 1887, p. 107.

L. c. $\frac{3}{16}$ lin. = 1.12 mm.—Oblongo-ovalis, sat angustus, valde convexus, nitidus, pilis aureis sat longis dense vestitus, rufescens, elytris pone humeros fasciatim obscuratis; *pronoto* sat parvo, rufescenti, antice ovaliter rotundato, et modice reflexo, levissime sed confertim punctato, interstitiis glabris, nitidis, lineâ basali obsoletâ, margine basali vix sinuata, angulis sat acutis; *elytris* pronoto vix latioribus, plus quam duplo longioribus, prope humeros latissimis, rufescentibus, pone humeros fasciatim obscuratis, in humeris levissime, postice profunde punctatis, lateribus marginatis, apicibus vix rotundatis; pygidio exserto, rufescenti; pedibus robustis, late flavis; antennis parvis, gracilibus, flavis.

Body oblong-oval, rather narrow, very convex, shining, thickly clothed with rather long golden hair, rufescent, with the elytra marked with a transverse dusky band before the middle.

Head small, flavescens; eyes small; antennæ rather short and slender, yellow, club not much incrassated.

Thorax rather small and short, rufescent, ovally rounded, and moderately reflexed in front, very finely and closely punctured, with the interstices smooth and shining, basal line obsolete, basal margin scarcely sinuated, with the angles rather acute.

Scutellum moderate, subtriangular.

Elytra scarcely broader, but more than twice longer than the thorax, widest near the shoulders, rufescent, with a transverse dusky band before the middle, very finely punctured on the shoulders and deeply punctured beyond the middle, sides margined and nearly straight, extremities scarcely rounded.

Abdomen with the pygidium exposed, rufescent.

Legs very robust, bright yellow.

Under parts rufo-testaceous.

Differs from *A. suffusus* in its smaller size, narrower form, smaller thorax, shorter and more slender antennæ, and peculiar sculpture of the elytra.

Habitat, Africa. Found in Senegal.

In the collection of the British Museum, one specimen.

Arthrolips splendens.

(*Sacium*) *splendens*, Schwarz, Proc. Amer. Phil. Soc. xvii. p. 357, 1878.

L. c. $\frac{6}{16}$ lin. = 0.75 mm.—Oblongo-ovalis, angustus, modice convexus, nitidissimus, pilorum fere expers, sat leviter punctulatus, castaneus, pronoto fascia angusta humerali, atque fascia lata prope media elytrorum flavis; *pronoto* parvo, antice ovaliter rotundato, modice reflexo et pellucido, flavescenti, ad latera plus minusve obscurato, sat leviter et sat remote punctulato, interstitiis glabris, nitidissimis, lineâ basali modica, margine basali fere recta, angulis rectis; *elytris* angustis, pronoto vix latioribus, duplo longioribus, lateribus fere parallelis, leviter punctulatis, interstitiis levissime alutaceis, nitidissimis, castaneis, fasciâ angustâ ad humeros, aliâ lata prope media, atque apicibus extremis flavis, lateribus flavis, fortiter marginatis, apicibus latis rotundatis; pedibus atque antennis late flavis.

Body oblong-oval, narrow, moderately convex, very shining, almost void of hair, finely punctured, castaneous, with the thorax, a narrow fascia on the shoulders, and a broad fascia near the middle of the elytra yellow.

Head small, flavescens; antennæ bright yellow.

Thorax small, ovally rounded, moderately reflexed and pellucid in front, flavescens, more or less dusky at the sides, rather finely and remotely punctured with the interstices smooth and very shining, basal line moderate, basal margin nearly straight, angles rectangular.

Scutellum moderate, triangular, castaneous.

Elytra narrow, scarcely broader, but twice longer than the thorax, sides almost parallel, faintly punctulate, interstices faintly alutaceous and very shining, castaneous, with a narrow fascia on the shoulders, a broad fascia near the middle, the sides and apex yellow, sides strongly margined, extremities broad and rounded.

Legs robust, bright yellow.

Under parts flavescens.

Differs from *A. mollinus* in its narrow parallel form, very shining surface, and want of pubescence.

Habitat, North America. Found by Mr. H. Schwarz in Florida on *Pinus palustris*. It seems possible this and the following may prove to be the sexes of one species.

Arthrolips mollinus.

(*Sacium*) *mollinum*, Schwarz, Proc. Amer. Phil. Soc. xvii. p. 356, 1878.

L. c. $\frac{8}{16}$ lin. = 1 mm.—Ovalis, convexus, nitidus, leviter et confertim punctatus, pilis aureis sat dense vestitus, castaneus, elytris flavo-bifasciatis; pronoto rufescenti, magno, antice ovaliter rotundato, fortiter reflexo et pellucido, minute punctato, interstitiis glabris, nitidis, margine basali leviter sinuata, angulis rectis; elytris pronoto vix latioribus, plus quam sesqui longioribus, ante media latissimis, leviter punctatis, castaneis, fasciis duabus flavis, altera humerali, altera sinuata, pone media ornatis, lateribus flavis, leviter rotundatis, et leviter marginatis, apicibus latis; pygidio flavo; pedibus atque antennis robustis, late flavis.

Body oval, convex, shining, very finely and closely punctured, rather thickly clothed with golden hair, castaneous, with two transverse yellow fasciæ on the elytra.

Head yellow; eyes moderate, flavescens; antennæ robust, bright yellow.

Thorax large, rufescent, ovally rounded, strongly reflexed and pellucid in front, minutely punctured, with the interstices smooth and shining, basal margin faintly sinuated, with the angles right angles.

Scutellum rather large, rounded.

Elytra scarcely broader, more than one-half longer than the thorax, widest before the middle, lightly punctured, castaneous, with two transverse yellow fasciæ, one on the shoulder, and the other, sinuated, behind the middle, sides yellow, faintly rounded and slightly margined, apex obtuse.

Abdomen yellow, scarcely exposed.

Legs robust, bright yellow.

Under parts flavescens, metasternum dusky.

Differs from others in its oval form, fine sculpture, and transverse yellow fasciæ on the elytra.

Habitat, North America. Found by Mr. H. Schwarz in Florida on *Pinus palustris*.

The specimen from which the foregoing description was made was kindly presented to me by its captor. But the humeral fascia seems liable to vary much in size, and in some individuals is reduced to a mere spot.

Arthrolips lepidus.

(*Sacium lepidum*, Le Conte, Proc. Ac. Nat. Sci. Philad. vi. p. 144, 1852.

L. c. $\frac{1}{16}$ lin. = 1 mm.—Subovalis, postice sat attenuatus, modice convexus, sat nitidus, confertim et minutissime punctatus, rufo-piceus, pronoto et maculâ latâ lunatâ pone media apicæque elytrorum rufis; *pronoto* parvo, rufo, antice ovaliter rotundato, reflexo et pellucido, confertim et minute punctato, interstitiis glabris, lineâ basali leviter impressâ, margine basali vix sinuata, angulis obtusis; *elytris* pronoto parum latioribus, duplo longioribus, prope media latissimis, confertim et minutissime punctatis, rufo-piceis, macula latâ lunatâ pone media flavescenti, apicibus rufis, lateribus leviter marginatis, apice fere integra, angustata, attenuato; abdomine minime exserto, flavescenti; pedibus atque antennis brevibus, læte flavis.

Body suboval, attenuated posteriorly, moderately convex, rather shining, closely and very minutely punctured, rufo-piceous, with the thorax, a broad lunate spot behind the middle, and the apex of the elytra rufous or flavescient.

Head flavescient; eyes moderate; antennæ bright yellow.

Thorax small, rufous, ovals rounded, reflexed and pellucid in front, closely and minutely punctured, with the interstices smooth, basal line faint, basal margin scarcely sinuated, with the angles obtuse.

Scutellum rather large, rounded at the apex.

Elytra rather broader and twice longer than the thorax, widest near the middle, closely and very minutely punctured, rufo-piceous, with a broad lunate flavescient spot beyond the middle, sides slightly margined, apex attenuated, almost entire, red.

Abdomen very little exposed, flavescient.

Legs short, bright yellow.

Under parts flavescient.

Differs from others in its small size, attenuated form, ornamental colour, and fine sculpture.

Habitat, North America. Found in the United States.

Arthrolips rufithorax.

A. rufithorax, Du Val, Gen. Col. Eur. ii. p. 232, pl. 56, fig. 278, 1859.

L. c. $\frac{1}{16}$ lin. = 1 mm.—Ovalis, convexus, nitidus, castaneus, pronoto rufescenti, pilis aureis vestitus, sat confertim punctatus; *pronoto* sat magno, rufescenti, antice ovaliter rotundato, reflexo, atque pellucido, modice, sat confertim punctato, interstitiis glabris, nitidis, lineâ basali indistinctâ, margine basali fere rectâ, angulis sat acutis; *elytris* pronoto vix latioribus, plus quam sesqui longioribus, ante media latissimis, profunde et confertim punctatis, interstitiis glabris, nitidis, striâ suturali sat profunda, lateribus leviter marginatis, apicibus obtusis, rufescentibus; pygidio castaneo; pedibus atque antennis robustis, læte flavis.

Body oval, convex, rather closely punctured, shining, castaneous, with the thorax rufescent, clothed with short golden hair.

Head yellow; eyes yellow, not prominent; antennæ robust, bright yellow.

Thorax rather large, rufescent, ovals rounded, reflexed and pellucid in front, moderately and rather closely punctured, with the interstices smooth and shining, basal line indistinct, basal margin nearly straight, with the angles rather acute.

Scutellum rather large, rounded, and distinctly punctured.

Elytra scarcely broader, more than one-half longer than the thorax, widest before the middle, deeply and very closely punctured, with the interstices smooth and shining, sutural stria rather deep, sides slightly margined, extremities rounded and rufescent.

Legs robust, bright yellow.

Abdomen with the apical segment exposed, castaneous.

Under parts castaneous, with the head and prothorax yellow, metasternum punctured.

Differs from others in its moderate size, oval form, rather large rufescent thorax, robust bright yellow antennæ, and close sculpture.

Habitat, Africa. Found in Algeria (Jekel).

Arthrolips testudinalis.

A. testudinalis, Wollaston, Col. Hesperidum, p. 51, 1867.

L. c. $\frac{9}{16}$ lin. = 1.12 mm.—Brevis, latus, oblongus, valde convexus, nitidulus, in pronoto leviter, in elytris profunde punctatus, pilis aureis sat dense vestitus, rufo-testaceus, pronoti disco atque elytrorum limbo et lateribus plus minusve piceis; *pronoto* magno, antice fere circulariter rotundato, rufo-testaceo, disco infuscato, levissime et sat confertim punctato, interstitiis glabris, nitidis, lineâ basali leviter impressâ, margine anteriori modice reflexâ, margine basali leviter sinuata, angulis acutis; *elytris* piceis, apicibus atque vittis latis medialibus lute rufo-testaceis, pronoto vix latioribus, sesqui longioribus, prope humeros latissimis, profunde punctatis, interstitiis glabris, nitidis, lateribus late marginatis, fere rectis, apicibus latis, valde rotundatis; pygidio late flavo; pedibus atque antennis brevibus, robustis, late flavis.

Body short and broad, oblong, very convex, rather shining, with the thorax lightly and the elytra deeply punctured, rather thickly clothed with golden hair, rufo-testaceous, with the disc of the thorax and suture and sides of the elytra more or less piceous.

Head yellow; eyes moderate, black; antennæ short, robust, bright yellow.

Thorax large, almost circularly rounded in front, rufo-testaceous, with the disc infuscate, very finely and rather closely punctured, with the interstices smooth and shining, basal line faint, anterior margin moderately reflexed, basal margin slightly sinuated, with the angles acute.

Scutellum very large, subtriangular, punctured.

Elytra piceous, with the extremities and a broad vitta on each bright rufo-testaceous, scarcely broader, and one-half longer than the thorax, widest near the shoulders, very deeply punctured, with the interstices smooth and shining, sides strongly margined, almost straight, extremities broad and much rounded.

Abdomen with the pygidium exposed, bright yellow.

Legs short, robust, bright yellow.

Under parts yellow, with the metasternum and basal segments of the venter castaneous, metasternum finely punctured.

Differs from others in its short, broad, and oblong form, and conspicuous colours.

Habitat, Madeira.

Arthrolips Simoni.

A. Simoni, Reitter, Wien. Ent. Zeit. vi. p. 273, 1885.

L. c. $\frac{8}{16}$ lin. = 1 mm.—Ovalis, angustus, convexus, nitidissimus, pilis pallidis vestitus, pronoto flavescenti, elytris castaneis, vitta longitudinali pallidâ utrisque ornatis; *pronoto* sat parvo, antice ovaliter rotundato, minute et remote punctato,

interstitiis glabris, nitidissimis, linea basali modice impressâ, margine anteriori fortiter reflexa, margine basali profunde sinuata, angulis acutis; *elytris* pronoto vix latioribus, duplo longioribus, ad humeros latissimis, apices versus parum attenuatis, modice punctatis, interstitiis glabris, castaneis, vitta longitudinali pallida ornatis, stria suturali sat profunda, lateribus marginatis, apicibus late pallidis, valde rotundatis; pygidio castaneo; pedibus atque antennis læte flavis, harum articulo apicali abrupte truncate.

Body oval, narrow, convex, very shining, clothed with pale hair, thorax flavescent, elytra castaneous, with a pale longitudinal vitta on each.

Head yellow; eyes moderate; antennæ bright yellow, apical joint abruptly truncate.

Thorax flavescent, rather small, ovally rounded in front, minutely and remotely punctured, with the interstices smooth and very shining, basal line moderately deep, anterior margin strongly reflexed, basal margin deeply sinuated, with the angles acute.

Scutellum small, subtriangular.

Elytra scarcely broader, but twice longer than the thorax, widest at the shoulders, slightly attenuated posteriorly, moderately punctured, with the interstices smooth, castaneous, with a pale longitudinal vitta on each, sutural stria rather deep, sides margined, extremities much rounded and broadly pale.

Abdomen with the pygidium exerted, castaneous.

Legs moderate, bright yellow.

Under parts castaneous.

Differs from *A. ferrugatus* in its rather narrower form, finer punctation, smaller thorax, pale vittæ on the elytra, and abruptly truncate apical joint of the antennæ.

Habitat, Asia. Found in Syria, near Haifa (Reitter).

Arthrolips Fiorii, sp. n.

L. c. $\frac{12}{16}$ lin. = 1.50 mm.—Ovatus, postice attenuatus, valde convexus, nitidus, sat profunde punctatus, pilis aureis vestitus, castaneus, margine anteriori pronoti flavescenti; *pronoto* magno, antice circulariter rotundato, late reflexo et pellucide flavo, modice et remote punctato, interstitiis glabris, nitidis, linea basali obsoleta, margine basali fortiter sinuata, angulis acutis; *elytris* sat brevibus, pronoto longioribus et parum latioribus, prope humeros latissimis, profundissime punctatis, interstitiis glabris, nitidis, lateribus sat late marginatis, apicibus vix rotundatis; abdomine longe exserto, segmentis duobus latis apertis, rufo-castaneo, profunde punctato; pedibus atque antennis sat longis, robustis, læte flavis.

Body ovate, attenuated posteriorly, very convex, shining, rather deeply punctured, clothed with golden hair, castaneous, with the anterior margin of the thorax flavescent.

Head large, castaneous; eyes large and very prominent, black; antennæ long and robust, bright yellow.

Thorax large, circularly rounded, much reflexed, and pellucid yellow in front, moderately and remotely punctured, with the interstices smooth and shining, basal line obsolete, basal margin strongly sinuated, with the angles acute.

Scutellum rather small, obtusely triangular, punctured.

Elytra rather short, longer and rather broader than the thorax, widest near the shoulders, very deeply punctured, with the interstices smooth and shining, sides rather broadly margined, extremities scarcely rounded.

Abdomen much exerted, with two segments fully exposed, rufo-castaneous, deeply punctured.

Legs robust, rather long, bright yellow.

Under parts castaneous, finely punctured, prothorax and apical segment of the venter yellow.

Differs from other species in its very large size, attenuated form, large thorax, and long abdomen. In shape this species resembles *A. Westwoodii*, but is much larger, and differs both in colour and sculpture.

Habitat, Asia. One specimen only found in Borneo, and now in the collection of Prof. A. Fiori, of Bologna.

Arthrolips Westwoodii. sp. n.

L. c. $\frac{1\frac{1}{2}}{16}$ lin. = 1.50 mm.—Obconicus, convexus, nitidus, pilis aureis sat dense vestitus, confertim sed indistincte punctatus, vel totus rufo-testaceus, vel plus minusve piceo-obscuratus; *pronoto* sat brevi, antice circulariter rotundato, modice reflexo, atque pellucido, confertim sed indistincte punctato, interstitiis leviter alutaceis, margine basali sinuata, angulis acutis; *clytris* pronoto vix latioribus, duplo longioribus, prope humeros latissimis, postice valde attenuatis, minute et indistincte punctatis, interstitiis nitidis, stria suturali indistincta, apicibus attenuatis et valde rotundatis; abdomine longius exserto, segmentis tribus expositis, indistincte punctatis, duobus ultimis dilutioribus; pedibus atque antennis modicis, late flavis.

Body obconic, convex, shining, rather thickly clothed with golden hair, closely but indistinctly punctured, either wholly rufo-testaceous, or more or less piceous on the disc.

Head large; eyes very large, rufous; antennæ rather short, bright yellow.

Thorax rather short, circularly rounded, moderately reflexed and pellucid in front, closely but indistinctly punctured, with the interstices faintly alutaceous, basal margin sinuated, with the angles acute.

Scutellum small, rounded.

Elytra scarcely broader, but twice longer than the thorax, widest near the shoulders, much attenuated posteriorly, minutely and indistinctly punctured, with the interstices shining, sutural stria indistinct, extremities attenuated and much rounded.

Abdomen much exserted, with three segments exposed and indistinctly punctured, the two last pale.

Legs moderate, bright yellow.

Under parts testaceous.

Differs from *A. semipunctatus* in its larger size, attenuated form, circularly rounded and indistinctly sculptured thorax, and bright yellow antennæ; and from *A. rotundatus* in its much smaller size, narrow elongate form, and indistinct sculpture. The variation in colour is probably sexual.

Habitat, Asia, Found in Ceylon by Mr. Thwaites.

In the collection of the University Museum at Oxford.

Arthrolips croceus.

A. croceus, Matthews, Ann. and Mag. N. Hist., 1887, p. 107.

L. c. $\frac{8-9}{16-16}$ lin. = 1-1.12 mm.—Ovalis, convexus, sat minute punctatus, flavus, pilis brevibus aureis sat dense vestitus; *pronoto* sat magno, antice fere circulariter rotundato et sat late reflexo, sat minute punctato, interstitiis glabris, nitidissimis, lineâ basali indistincta, margine basali fere rectâ, angulis rectis; *clytris* pronoto haud latioribus, sesqui longioribus, prope humeros latissimis, confertim punctatis, interstitiis glabris, stria suturali indistincta, lateribus leviter marginatis, apicibus angustatis et rotundatis; pygidio parvo, flavo; pedibus atque antennis modicis, late flavis.

Body oval, convex, rather minutely punctured, yellow, rather thickly clothed with short golden hair.

Head moderate, yellow; eyes, large, rufescent; antennæ moderate, bright yellow.

Thorax large, almost circularly rounded, and rather broadly reflexed in front, rather minutely punctured, with the interstices smooth and very shining, basal line indistinct, basal margin almost straight, with the angles right angles.

Scutellum moderate, rounded.

Elytra not broader, but one-half longer than the thorax, widest near the shoulders, closely punctured, with the interstices smooth, sutural stria indistinct, sides faintly margined, extremities narrow and rounded.

Abdomen with the pygidium slightly exposed, yellow.

Legs moderate, bright yellow.

Under parts rufo-testaceous, minutely punctured, and sparingly clothed with very short golden hair.

Differs from all other species in its uniform bright yellow colour, and short pubescence.

Habitat, Asia. Found in Siam by Mr. Bowring.

Arthrolips semipunctatus.

A. semipunctatus, Matthews, Ann. and Mag. N. Hist., 1887, p. 107.

L. c. $\frac{7}{16}$ – $\frac{8}{16}$ lin. = .87–1 mm.—Ovatus, modice convexus, nitidissimus, sat profunde sed remotissime punctatus, rufo-testaceus; *pronoto* sat parvo, antice ovaliter rotundato et modice reflexo, remote punctato, interstitiis glabris, nitidissimis, linea basali distincta, margine basali sinuata, angulis sat acutis; *elytris* pronoto parum latioribus, duplo longioribus, atque magis profunde et magis remote punctatis, ad media latissimis, interstitiis glabris, nitidissimis, stria suturali distincta, lateribus marginatis, apicibus modice rotundatis; pygidio parvo, testaceo; pedibus modicis, late flavis; antennis brevibus, obscuris.

Body ovate, moderately convex, very shining, rather deeply and very remotely punctured, rufo-testaceous.

Head small, rufo-testaceous; eyes moderate, dusky; antennæ short, dusky.

Thorax rather small, ovally rounded and moderately reflexed in front, remotely punctured, with the interstices smooth and very shining, basal line distinct, basal margin sinuated, with the angles rather acute.

Scutellum large, rounded, smooth and shining.

Elytra rather broader, twice longer, and more deeply and more remotely punctured than the thorax, with the interstices smooth and very shining, widest at the middle, sutural stria distinct, sides margined, extremities moderately rounded.

Abdomen with the pygidium slightly exposed, testaceous.

Legs moderate, bright yellow.

Under parts rufo-testaceous, metasternum and first ventral segment moderately punctured.

Differs from others in its small size, rufo-testaceous colour, shining surface, and remote sculpture.

Habitat, Asia. Found in Java by Mr. Bowring, and in Ceylon by Mr. Thwaites.

Arthrolips flavicollis.

A. flavicollis, Matthews, Ann. and Mag. N. Hist., 1887, p. 107.

L. c. $\frac{5}{16}$ – $\frac{6}{16}$ lin. = .63–.75 mm.—Ovalis, modice convexus, nitidus, leviter et confertissime punctatus, testaceus, pronoto flavo, pilis brevissimis aureis vestitus; *pronoto* parvo, brevi, antice ovaliter rotundato et modice reflexo, minute et

confertissime punctato, interstitiis glabris, nitidis, linea basali distincta, margine basali sinuata, angulis acutis; *elytris* pronoto latioribus, et plus quam duplo longioribus, ad media latissimis, modice et confertissime punctatis, interstitiis glabris, nitidis, stria suturali distincta, lateribus leviter marginatis, apicibus valde rotundatis; pygidio exserto, flavo; pedibus atque antennis modicis, læte flavis, harum clavus obscurioribus.

Body oval, moderately convex, shining, lightly and very closely punctured, testaceous, with the thorax yellow, clothed with very short golden hair.

Head yellow; eyes dusky; antennæ rather short, yellow, with the club dusky.

Thorax yellow, short and small, ovally rounded and moderately reflexed in front, minutely and very closely punctured, with the interstices smooth and shining, basal line distinct, basal margin sinuated, with the angles acute.

Scutellum small, rounded.

Elytra broader and more than twice longer than the thorax, widest at the middle, moderately and very closely punctured, with the interstices smooth and shining, sutural stria distinct, sides slightly margined, extremities much rounded.

Abdomen with the pygidium moderately exposed, yellow.

Legs moderate, bright yellow.

Under parts yellow, smooth and shining.

Differs from others in its very small size, small yellow thorax, and close and fine sculpture

Habitat, Asia. Found in Java by Mr. Bowring.

Arthrolips oblongus, sp. n.

L. c. $\frac{10}{16}$ – $\frac{11}{16}$ lin. — 1.25–1.37 mm.—Oblongus, valde convexus, nitidus, profunde punctatus, pilis flavis vestitus, piceus, pronoto antice atque elytrorum extremis rufo-ferrugineis; *pronoto* sat magno, antice circulariter rotundato, profunde et confertim punctato, interstitiis glabris, nitidis, margine anteriori modice reflexa, late rufo-ferruginea, margine basali sinuata, angulis acutis; *elytris* oblongis, pronoto haud latioribus, duplo longioribus, et minus profunde punctatis, interstitiis glabris, ad humeros latissimis, stria suturali sat profunda, lateribus fere rectis, marginatis, apicibus latis, rotundatis et anguste rufo-ferrugineis; pygidio rufescenti; pedibus longis, læte flavis; antennis brevibus, læte flavis.

Body oblong, very convex, shining, deeply punctured, clothed with yellow hair, piceous, with the front of the thorax and extremities of the elytra rufo-ferruginous

Head moderate, piceous; eyes large, very prominent; antennæ short, bright yellow.

Thorax rather large, circularly rounded in front, deeply and closely punctured, with the interstices smooth and shining, anterior margin moderately reflexed, broadly rufo-ferruginous, basal margin sinuated, with the angles acute.

Scutellum moderate, rounded, and punctured.

Elytra oblong, not broader, twice longer, and more deeply punctured than the thorax, with the interstices smooth, widest at the shoulders, sutural stria rather deep, sides nearly straight, margined, extremities very broad, rounded, and narrowly rufo-ferruginous.

Abdomen with the pygidium exposed, rufescent.

Legs long, bright yellow.

Under parts piceous, with the terminal segments of the venter rufescent, metasternum rather deeply punctured.

Differs from others in its large size, oblong form, dark piceous colour, with the front of the thorax and extremities of the elytra rufo-ferruginous, and short, bright yellow antennæ.

Habitat, Asia. Found in Japan by Mr. Lewis.

Arthrolips piceus.

(*Clypeaster*) *piceus*, Comolli, Col. Prov. Novoc. p. 50, 1837.

L. c. $\frac{1}{16}$ lin. = 1 mm.—Oblongo-ovalis, sat convexus, sat nitidus, modice punctatis, pilis brevibus flavis vestitus, piceus, pronoto antice atque apicibus clytrorum dilutioribus; *pronoto* parvo, antice ovaliter rotundato, indistincte punctato, interstitiis glabris, nitidis, linea basali sat profunda, margine anteriori anguste reflexa, pellucida, margine basali leviter sinuata, angulis fere rectis; *clytris* pronoto multum latioribus et plus quam sesqui longioribus, prope media latissimis, punctis umbilicatis sat confertim impressis, interstitiis alutaceis, stria suturali profunda, lateribus marginatis, apicibus latis, valde rotundatis, dilutioribus; pygidio piceo; pedibus atque antennis piceo-testaceis, tibiis flavescentibus.

Body oblong-oval, moderately convex and rather shining, moderately punctured, clothed with short yellow hair, piceous, with the front of the thorax and extremities of the elytra pale.

Head dusky; eyes large and prominent; antennæ moderate, pitehy-testaceous.

Thorax small, ovalsly rounded in front, indistinctly punctured, with the interstices smooth and shining, basal line deep, anterior margin narrowly reflexed and narrowly pellucid, basal margin slightly sinuated, with the angles nearly right angles.

Scutellum large, subtriangular.

Elytra much broader and more than one-half longer than the thorax, widest near the middle, rather closely marked with umbilicated punctures, the interstices alutaceous, sutural stria deep, sides margined, extremities broad and much rounded, pale.

Abdomen with the pygidium exposed, piceous.

Legs moderate, piceous, with the tibiæ flavescent.

Under parts piceous, with the head and edges of the ventral segments pale.

Differs from others in its small size, oblong-oval form, piceous colour, and peculiar sculpture; from *A. humilis* in its larger size, more oblong form, darker colour, and finer sculpture.

Habitat, Europe. Found in Spain and in Austria.

Arthrolips misellus.

(*Saciun*) *misellus*, Le Conte, Proc. Ac. Nat. Sci. Philad. vi. p. 145, 1852.

L. c. $\frac{1}{16}$ lin. = 1 mm.—Oblongo-ovalis, modice convexus, confertim punctatus, nitidus, pube brevissima parce vestitus, piceus, pronoto rufescenti; *pronoto* parvo, margine anteriori reflexa, pellucida, sat confertim punctato, interstitiis nitidis, margine basali fere recta, angulis rectis; *clytris* pronoto multum latioribus, fere duplo longioribus, et magis profunde punctatis, ante media latissimis, apicibus latis, rotundatis, anguste dilutioribus; pygideo piceo; pedibus atque antennis sat magnis, robustis, flavis.

Body oblong-oval, moderately convex, closely punctured, shining, sparingly clothed with short pubescence, piceous, with the thorax more or less rufescent.

Head small, flavescent; eyes moderate; antennæ rather large, yellow.

Thorax small, anterior margin reflexed, pellucid, rather closely punctured, with the interstices shining, basal margin nearly straight, with the angles right angles.

Scutellum rather large, rounded, and punctured.

Elytra much broader, nearly twice longer, and more deeply punctured than the thorax, widest before the middle, extremities very broad, and narrowly pale.

Abdomen with the pygidium exposed, piceous.

Legs rather large, robust, yellow.

Under parts ferruginous, with the edges of the ventral segments paler.

Differs from others in its small size, rather broad form, small thorax, and deep and close sculpture.

Habitat, America. Found in the United States, and also in Guatemala by Mr. Chaumpion.

Arthrolips humilis.

(*Sericoderus*) *humilis*, Rosenhauer, Thier. Andalus. p. 347, 1856.

L. c. $\frac{6}{16}$ lin. = .75 mm.—Brevis, ovalis, valde convexus, nitidus, profunde punctatus, piceus, pronoto rufescenti, pilis brevibus flavis vestitus; *pronoto* modico, rufescenti, antice ovaliter rotundato, profunde et confertim punctato, interstitiis glabris, nitidis, lineâ basali leviter impressa, margine anteriori modice reflexa, margine basali fere rectâ, angulis sat acutis; *elytris* brevibus, latis, pronoto multum latioribus et fere duplo longioribus, ad media latissimis, valde profunde et confertim punctatis, interstitiis nitidis et levissime alutaceis, striâ suturali distincta, lateribus marginatis et rotundatis, apicibus obtusis et rotundatis, dilutioribus; pygidio exserto, rufo-piceo; pedibus atque antennis brevibus, testaceis.

Body short and broad, oval, very convex, shining, deeply punctured, piceous, with the thorax rufescent, sparingly clothed with short yellow hair.

Head moderate, testaceous; eyes moderate; antennæ short, rather robust, flavescent.

Thorax rufescent, moderate, ovally rounded in front, deeply and closely punctured, with the interstices smooth and shining, basal line faint, anterior margin moderately reflexed, basal margin almost straight, with the angles rather acute.

Scutellum broad and rounded.

Elytra short and broad, much broader and nearly twice longer than the thorax, widest at the middle, closely and very deeply punctured, with the interstices very faintly alutaceous, sutural stria distinct, sides margined and rounded, extremities obtuse, rounded and pale.

Abdomen with the pygidium exposed, rufo-piceous.

Legs short, robust, testaceous.

Under parts castaneous, head and last ventral segments pale.

Differs from *A. piceus* in its smaller size, much broader form, much deeper sculpture, paler colour, and rufescent thorax.

Habitat, Europe. Found in Italy and the South of France.

Arthrolips niger.

A. niger, Matthews, Biol. Cent.-Amer. Col. ii. pt. i. p. 116, 1887.

L. c. $\frac{6}{16}$ — $\frac{7}{16}$ lin. = .75–.87 mm.—Ovatus, valde convexus, nitidus, sat remote et sat profunde punctatus, pilis aureis sat longis vestitus, aterrimus, pronoto antice pellucide albo; *pronoto* parvo, antice ovaliter rotundato, leviter et remote punctato, interstitiis glabris, nitidissimis, margine anteriori modice reflexa, pellucide alba, margine basali vix sinuata, angulis fere rectis; *elytris* pronoto latioribus, duplo longioribus, magis profunde et magis confertim punctatis, ad media latissimis, postice attenuatis, valde convexus, nitidissimis, apicibus rotundatis, dilutioribus; abdomine longius exserto, nigro-piceo; pedibus robustis, piceis; antennis perbrevis, articulis basalibus flavescentibus, clavis valde incrassatis, piceis.

Body ovate, attenuated posteriorly, very convex, shining, rather remotely and rather deeply punctured, clothed with rather long golden hair, deep black, with the front of the thorax transparent white.

Head very small, piceous; eyes moderate; antennæ very short, with the basal joints pale and the club much incrassated, piceous.

Thorax small, ovally rounded in front, finely and remotely punctured, with the interstices smooth and very shining, anterior margin moderately reflexed, transparent white, basal margin scarcely sinuated, with the angles nearly right angles.

Scutellum small, rounded and punctured.

Elytra broader, twice longer, and more closely and more deeply punctured than the thorax, widest at the middle, attenuated posteriorly, very convex and very shining, extremities rounded and pale.

Abdomen much exposed, pitchy-black.

Legs robust, piceous.

Under parts piceous, with the edges of the ventral segments broadly ferruginous.

Differs from other species in its small size, ovate form, convex and very shining surface, deep black colour, and dark legs.

Habitat, Central America. Found by Mr. Champion in Panama.

Arthrolips ovatus.

A. ovatus, Matthews, Biol. Cent.-Amer. Col. ii. pt. i. p. 115, 1887

L. c. $\frac{8}{10}$ lin. = 1 mm.—Late ovatus, modice convexus, nitidus, pilis flavescensibus dense vestitus, niger, fronte pronoti atque elytrorum apicibus translucide albidis; *pronoto* sat parvo, antice rotundato et modice elongato, modice et remote punctato, interstitiis glabris, nitidis, lateribus atque fronte modice reflexis et leviter marginatis, margine basali leviter sinuata, angulis fere rectis; *elytris* pronoto parum latioribus, duplo longioribus, et magis profunde punctatis, ante media latissimis, apicibus latis, valde rotundatis et late dilutioribus; pedibus atque antennis testaceis.

Body broadly ovate, moderately convex, shining, densely clothed with flavescent hair, black, with the front of the thorax and the extremities of the elytra translucent white.

Head very small, testaceous; eyes black; antennæ testaceous.

Thorax rather small, rounded and rather produced in front, widest at the base, moderately and remotely punctured, with the interstices smooth and shining, sides and front moderately reflexed and slightly margined, basal margin faintly sinuated, with the angles nearly right angles.

Scutellum large, rounded and punctured.

Elytra rather broader, twice longer, and more deeply punctured than the thorax, widest before the middle, extremities broad and much rounded, broadly pale.

Legs testaceous.

Under parts testaceous.

Differs from *A. hirsutus* in its smaller thorax, with the sides and front much less reflexed, elytra more deeply punctured, flavescent pubescence, and pale legs and under parts.

Habitat, America. One specimen found near Toxpan, Mexico (M. Salle).

Arthrolips hirsutus.

A. hirsutus, Matthews, Biol. Cent.-Amer. Col. ii. pt. i. p. 116, 1887.

L. c. $\frac{7}{10}$ – $\frac{10}{10}$ lin. = .87–1.25 mm.—Ovalis, sat latus, convexus, nitidissimus, remote punctatus, aterrimus, pilis praelongis nigris sparse vestitus; *pronoto* sat magno, margine anteriori late reflexa, translucida, modice et remote punctato, interstitiis glabris, nitidissimis, margine basali leviter sinuata, angulis rectis;

elytris latis, valde convexis, pronoto latioribus, plus quam sesqui longioribus, atque magis leviter et magis remote punctatis, prope media latissimis, lateribus marginatis, apicibus valde rotundatis, anguste dilutioribus; pygidio piceo; pedibus robustis, piceis; antennis sat magnis, ferrugineis.

Body oval, rather broad, convex, very shining, remotely punctured, deep black, sparingly clothed with long black hair, which is frequently abraded.

Head very small, ferruginous; eyes moderate; antennæ rather large, ferruginous.

Thorax rather large, anterior margin broadly reflexed, translucent, moderately and remotely punctured, with the interstices smooth and very shining, basal margin slightly sinuated, with the angles right angles.

Scutellum moderate, rounded and punctured.

Elytra broad, very convex, broader and more than one-half longer, and more faintly and more remotely punctured than the thorax, widest near the middle, sides margined, extremities much rounded, and narrowly pale.

Abdomen with the pygidium exposed, piceous.

Legs robust, piceous.

Under parts piceous, with the head, coxæ, and edges of the ventral segments ferruginous.

Differs from other species in its short, broad form, deep black colour, shining surface, and in some specimens, by the long black hair on all parts of its body.

Habitat, Central America. Found in Chontales, Nicaragua (Janson), and Senahu, Vera Paz (Champion).

This very distinct species appears to be originally clothed with long black hair, which often becomes wholly abraded, leaving the upper surface smooth and shining. It is very variable in size, but may always be recognised by its short, broad form and shining black colour.

Arthrolips regularis.

A. regularis, Reitter, L'Abeille, t. xvi. p. 7, 1877.

L. c. $\frac{8}{16}$ — $\frac{9}{16}$ lin. = 1–1.12 mm.—Ovalis, convexus, nitidulus, modice punctatus, obscure castaneus, pilis brevibus flavis vestitus; *pronoto* parvo, antice ovaliter rotundato, modice reflexo, et pellucide flavo, minute et sat remote punctato, interstitiis nitidis, lineâ basali distinctâ, margine basali leviter sinuatâ, angulis sat acutis; *elytris* pronoto multum latioribus, plus quam duplo longioribus, prope media latissimis, modice et sat confertim punctatis, interstitiis distincte alutaceis, striâ suturali sat profundâ, lateribus ovaliter rotundatis, leviter marginatis, apicibus valde rotundatis, sat dilutioribus; abdomine sat longe exserto, modice punctato, castaneo, segmento apicali rufescenti, obtuso; pedibus modicis, læte flavis; antennis gracilibus, obscure flavis.

Body oval, convex, rather shining, moderately punctured, dark castaneous, clothed with short yellow hair.

Head moderate, bright yellow; eyes rather large and prominent; antennæ slender, dusky yellow.

Thorax small, ovally rounded, moderately reflexed, and pellucid yellow in front, minutely and rather remotely punctured, with the interstices shining, basal line distinct, basal margin faintly sinuated, with the angles rather acute.

Scutellum moderate, rounded.

Elytra much broader and more than twice longer than the thorax, widest near the middle, moderately and rather closely punctured, with the interstices rather strongly alutaceous, sutural stria rather deep, sides ovally rounded and faintly margined, extremities much rounded and rather paler.

Abdomen moderately exserted, moderately punctured, castaneous, with the apical segment flavescens and very obtuse.

Legs moderate, bright yellow.

Under parts dark castaneous, mouth and coxæ bright yellow, deeply and rather remotely punctured, basal and apical segments rufescent.

Differs from others in its perfectly oval form, small thorax, alutaceous elytra, and slender antennæ; from *A. ferrugatus* in its much larger size, darker colour, and alutaceous elytra.

Habitat, Europe. Found near Sos, Spain (Reitter), and Africa, found in Morocco (Jekel).

Arthrolips ferrugatus.

A. ferrugatus, Reitter, L'Abeille, t. xvi. p. 9, 1877.

L. c. $\frac{7}{16}$ – $\frac{8}{16}$ lin. = .87–1 mm.—Ovalis, sat angustus, convexus, nitidus, pilis brevissimis sparse vestitus, castaneus, pronoto antice flavescenti; pronoto parvo, angusto, antice ovaliter rotundato, minute et remote punctato, interstitiis glabris, nitidissimis, linea basali distincta et punctis seriatim notata, margine anteriori sat late reflexa, flavescenti, margine basali leviter sinuata, angulis fere rectis; elytris pronoto sat latioribus, plus quam sesqui longioribus, et magis profunde punctatis, interstitiis alutaceis, prope humeros latissimis, stria suturali distincta, lateribus marginatis, apicibus latis, modice rotundatis; pygidio exserto, castaneo; pedibus robustis, late flavis; antennis brevibus, late flavis.

Body oval, rather narrow, convex, very shining, sparingly clothed with very short hair, castaneous, with the front of the thorax flavescent.

Head flavescent; eyes moderate; antennæ short, bright yellow.

Thorax small and narrow, ovally rounded in front, minutely and remotely punctured, with the interstices smooth and shining, basal line distinct and marked with a row of punctures, anterior margin rather broadly reflexed, flavescent, basal margin faintly sinuated, with the angles nearly right angles.

Scutellum large, subtriangular.

Elytra rather broader, more than one-half longer, and more deeply punctured than the thorax, with the interstices alutaceous, widest near the shoulders, sutural stria distinct, sides margined, extremities broad, moderately rounded.

Abdomen with the pygidium exposed, castaneous.

Legs robust, bright yellow.

Under parts castaneous, with the head and margins of the ventral segments flavescent.

Differs from others in its moderate size, narrow thorax, castaneous colour, shining surface, and sculpture.

Habitat, Asia. Found in the region of the Caucasus.

Arthrolips innotabilis, sp. n.

L. c. $\frac{7}{16}$ lin. .87 mm.—Oblongo-ovalis, convexus, nitidulus, fuscus, pilis brevissimis pallidis vestitus, punctis minutis confertissime impressus; capite parvo, oculis piceis, antennis brevibus, late flavis; pronoto magno, antice circulariter rotundato, sat late reflexo et translucido, ad basim latissimo, minute et confertissime punctato, margine basali leviter sinuata, angulis acutis; elytris sat magnis, pronoto fere duplo longioribus et parum latioribus, ante media latissimis, minute et confertissime punctatis, lateribus leviter marginatis et leviter rotundatis, apicibus valde obtusis, dilutioribus; pedibus robustis, brevibus, late flavis.

Body oblong-oval, convex, moderately shining, dark fuscous, thickly covered with short pale hair, minutely and very closely punctured.

Head very small; eyes piceous; antennæ short, bright yellow.

Thorax large, circularly rounded, strongly reflexed, and translucent in front, widest at the base, minutely and very closely punctured, basal margin slightly sinuated, with the angles acute.

Scutellum small, rounded.

Elytra rather large, nearly twice longer and rather broader than the thorax, widest before the middle, minutely and very closely punctured, sides slightly margined and slightly rounded, extremities much rounded, and paler.

Legs short, robust, bright yellow.

Under parts piceous.

Differs from others in its oblong-oval form, extremely close and minute sculpture, and very short antennæ.

Habitat, America. One specimen found by Mr. Smith in the island of Grenada in the West Indies.

Arthrolips nitidus, sp. n.

L. c. $\frac{7}{16}$ lin. = .87 mm.—Oblongo-ovalis, angustus, pilorum expers, nitidissimus, punctis minutis remote impressus, pallide castaneus; *capite* parvo, testaceo; *pronoto* parvo, antice ovaliter rotundato, modice reflexo et pellucido, punctis minutis remote impresso, interstitiis glabris, nitidis, pallide castaneo, margine basali levissime sinuatâ, angulis fere rectis; *elytris* longis, pronoto plus quam duplo longioribus, vix latioribus, prope humeros latissimis, remote et minute punctatis, interstitiis glabris, nitidissimis, striâ suturali indistinctâ, lateribus fere rectis, leviter marginatis, apicibus obtusis, valde rotundatis; antennis brevibus, atque pedibus gracillimis, pallide flavis.

Body oblong-oval, narrow, without hair, very shining, remotely marked with minute punctures, pale castaneous.

Head small, testaceous; eyes moderate; antennæ short, pale yellow, with the club dusky.

Thorax small, ovally rounded, moderately reflexed and pellucid in front, minutely and remotely punctured, with the interstices smooth and very shining, pale castaneous, basal margin faintly sinuated, with the angles nearly right angles.

Scutellum moderate, rounded and punctured.

Elytra long, more than twice longer, but scarcely broader than the thorax, widest near the shoulders, remotely and minutely punctured, with the interstices smooth and very shining, sutural stria indistinct, sides nearly straight, extremities obtuse and much rounded.

Legs very slender, pale yellow.

Under parts testaceous.

Differs from others in its narrow form, small thorax, long elytra, shining surface, uniform colour, and minute sculpture.

Habitat, America. One specimen found near St. John's River, in the island of Grenada, West Indies, by Mr. Smith.

Arthrolips æqualis.

A. æquale, Wollaston, Cat. Col. Mad. p. 140, 1857.

L. c. $\frac{9}{16}$ – $\frac{10}{16}$ lin. = 1.12–1.25 mm.—Oblongo-ovalis, valde convexus, nitidus, profunde punctatus, pilis flavis vestitus, fusco-piceus, pronoto antice flavescenti; *pronoto* magno, antice circulariter rotundato, profunde haud confertim punctato, interstitiis leviter alutaceis, nitidis, lineâ basali distinctâ, antice flavescenti, margine anteriori sat late reflexâ, pellucidâ, margine basali vix sinuatâ, angulis rectis; *elytris* magnis, pronoto vix latioribus, duplo longioribus, prope humeros latissimis,

profunde et confertim punctatis, interstitiis leviter alutaceis, stria suturali distincta, lateribus marginatis, apicibus latis, vix rotundatis; pygidio exserto, piceo; pedibus atque antennis piceis.

Body oblong-oval, very convex, shining, deeply punctured, clothed with yellow hair, fusco-piceous, with the front of the thorax flavescens.

Head moderate, flavescens, mouth prominent; eyes moderate; antennæ rather short, piceous.

Thorax large, circularly rounded in front, deeply, not closely punctured, with the interstices lightly alutaceous and shining, basal line distinct, anterior margin rather broadly reflexed, and broadly flavescens, basal margin faintly sinuated, with the angles right angles.

Scutellum large, triangular and punctured.

Elytra large, scarcely broader, but twice longer than the thorax, widest near the shoulders, deeply and closely punctured, with the interstices faintly alutaceous, sutural stria distinct, sides margined, apex broad, faintly rounded.

Abdomen with the pygidium exposed and piceous.

Legs moderate, piceous.

Under parts piceous, with the prothorax and head flavescens, metasternum deeply punctured.

Differs from other species in its larger size, oblong-oval shape, large and circularly rounded thorax, and piceous legs and antennæ.

Habitat, the Atlantic Islands. Found by Mr. Wollaston.

Arthrolips obscurus.

(*Clypeaster*) *obscurus*, Sahlberg, Ins. Fenn. i. p. 474, 1817.

S. discedens, Duval, Gen. Col. Europ. p. 230.

L. c. $\frac{11}{16}$ – $\frac{12}{16}$ lin. = 1.37–1.50 mm.—Latissime ovale, convexum, fuscum, pube brevi pallida vestitum; *pronoto* sat parvo, antice producta, minute et sat confertim punctato, interstitiis glabris, nitidis, antice rufescenti, margine modice reflexa, margine basali fere recta, angulis fere rectis; *elytris* latis, pronoto parum latioribus, et duplo longioribus, ante media latissimis, leviter et sat confertim punctatis, interstitiis glabris, nitidis, lateribus leviter marginatis, apicibus latis, valde rotundatis, dilutioribus, stria suturali leviter impressis; pedibus rufis; antennis articulis basalibus flavis.

Body oval, very broad, convex, brown, with the front of the thorax rufescent, clothed with short pale pubescence.

Head very small, rufous; antennæ with the basal joints yellow.

Thorax rather small, produced in front, minutely and rather closely punctured, with the interstices smooth and shining, rufescent in front, with the margin moderately reflexed, basal margin almost straight, with the angles nearly right angles.

Scutellum rather large, rounded.

Elytra broad, rather broader and twice longer than the thorax, widest before the middle, lightly and rather closely punctured, with the interstices smooth and shining, sides slightly margined, extremities broad and much rounded, paler.

Legs moderate, red.

Under parts piceous, with the margins of the ventral segments rufous.

Differs from others in its very broad form, small thorax, short pubescence, fine and close sculpture, and fusco-piceous colour.

Habitat, Europe. Found in France and other countries.

Arthrolips scaber, sp. n.

L. c. vix $\frac{8}{15}$ lin. = 1 mm.—Late ovalis, valde convexus, nitidulus, totus rugose alutaceus, punctatus, et rufescens, vel rufo-testaceus, pilis brevibus aureis sparse vestitus; *pronoto* parvo, antice ovaliter rotundato, modice reflexo et pellucido, minute punctato, interstitiis rugose alutaceis et nitidis, lineâ basali distinctâ, margine basali fere rectâ, angulis rectis; *elytris* latis, pronoto multum latioribus, et plus quam sesqui longioribus, ad media latissimis, modice et sat confertim punctatis, interstitiis rugose alutaceis, striâ suturali indistinctâ, lateribus leviter marginatis, apicibus latis, valde rotundatis; abdomine minime exserto, testaceo; pedibus sat parvis, flavis; antennis flavis, clavis magnis, obscurioribus.

Body broadly oval, very convex, rather shining, rugosely alutaceous, punctured, and rufescent or rufo-testaceous throughout, sparingly clothed with short golden hair.

Head rather large, testaceous; eyes moderate; antennæ moderate, yellow, club large, dusky.

Thorax small, ovally rounded, moderately reflexed, and pellucid in front, minutely punctured, with the interstices rugosely alutaceous and shining, basal line distinct, basal margin nearly straight, with the angles right angles.

Scutellum rather large, rounded, alutaceous and punctured.

Elytra broad, much broader and more than one-half longer than the thorax, widest at the middle, moderately and rather closely punctured, with the interstices rugosely alutaceous, sutural stria indistinct, sides faintly margined, extremities broad and much rounded.

Abdomen very little exserted, testaceous.

Legs rather small, yellow.

Under parts rufo-testaceous, metasternum very finely punctured.

Differs from others in its broad oval form and rugose sculpture.

Habitat, Europe. Found in Italy by Prof. Fiori, and in Sardinia by J. J. Walker, R.N.

Arthrolips elegans.

A. elegans, Matthews, Ann. and Mag. N. Hist., 1887, p. 108.

L. c. $\frac{11}{16}$ lin. = 1.37 mm.—Ovalis, latus, convexus, minutissime punctatus, haud nitidus, læte flavus, pilis perbrevibus aureis dense vestitus; *pronoto* sat magno, antice ovaliter rotundato et leviter reflexo, lineâ basali modicâ, margine basali leviter sinuata, angulis acutis; *elytris* pronoto sat latioribus, duplo longioribus, prope media latissimis, minutissime et confertissime punctatis, interstitiis haud nitidis, striâ suturali distinctâ, lateribus marginatis, apicibus minime rotundatis; pygidio longius exserto; antennis brevibus atque pedibus læte flavis.

Body oval, broad, convex, very minutely punctured, not shining, bright yellow, thickly covered with very short golden hair.

Head large, rufescent; eyes large and prominent, rufescent; antennæ short, bright yellow.

Thorax rather large, ovally rounded and slightly reflexed in front, very closely and minutely punctured, basal line moderate, basal margin slightly sinuated, with the angles acute.

Scutellum rather large, subtriangular.

Elytra rather broader and twice longer than the thorax, widest near the middle, very closely and minutely punctured, with the interstices not shining, sutural stria distinct, sides margined, extremities very little rounded.

Abdomen with the pygidium much exposed, rufescent.

Legs long, bright yellow.

Under parts castaneous, head, prothorax, and posterior segments of the venter rufescent, metasternum and first ventral segment deeply punctured.

Differs from *A. rotundatus* in its perfectly oval form, minute sculpture, and very short pubescence; from the rest in its large size and broad oval form.

Habitat. Africa. Locality not mentioned.

In the collection of the British Museum there is one specimen of this very distinct and pretty species.

Arthrolips rotundatus.

A. rotundatus, Matthews, Ann. and Mag. N. Hist., 1887, p. 106.

l. c. $\frac{11}{16}$ – $\frac{12}{16}$ lin. = 1.37–1.50 mm.; lat. $\frac{8}{16}$ lin. = 1 mm.—Ovatus, latissimus, modice convexus, profunde punctatus, rufo-testaceus, pilis flavis dense vestitus; pronoto magno, antice circulariter rotundato et modice reflexo, confertim et sat profunde punctato, interstitiis glabris, nitidis, linea basali indistincta, margine basali sinuata, angulis sat acutis; *elytris* pronoto parum latioribus, plus quam sesqui longioribus, atque magis leviter punctatis, prope humeros latissimis, postice angustatis, lateribus leviter marginatis, apicibus latis, minime rotundatis; pygidio attenuato, longius exserto, rufo-testaceo; pedibus modicis, flavis; antennis brevibus, robustis, flavis.

Body ovate, very broad, moderately convex, deeply punctured, rufo-testaceous, thickly clothed with yellow hair.

Head rather large; eyes large and prominent, castaneous; antennae short, robust, yellow.

Thorax large, circularly rounded and moderately reflexed in front, closely and rather deeply punctured, with the interstices smooth and shining, basal line indistinct, basal margin sinuated, with the angles rather acute.

Scutellum moderate, rounded.

Elytra rather broader, more than one-half longer, and more finely punctured than the thorax, widest near the shoulders, narrowed towards the apex, sides slightly margined, extremities broad and very slightly rounded.

Abdomen with the two last segments exserted and much attenuated, rufo-testaceous.

Legs moderate, yellow.

Under parts rufo-testaceous, clothed with yellow hair.

Differs from all others in its very broad form, pale colour, and long pubescence.

Habitat, Asia. Found in Borneo by Mr. Bowring.

This species differs so much from any other *Arthrolips* that at first I believed it to be generically distinct; but after a careful examination of its anatomy, I have been unable to discover any character by which it can be distinguished from *Arthrolips*, except that its maxillary palpi are much broader in proportion to their length than is usual in that genus.

MEIODERUS, Gen. nov.—PL. II., B.

Corpus ovale, sat depressum.

Caput parvum, angustum, sub pronoto totum occultum; oculis parvis, haud prominentibus; antennis ante oculos insertis.

Antennae (Pl. II., B fig. 7) 10-articulato, 1 magno, pyriformi, recurvato; 2 etiam magno, sed primo minori; 3 parvo gracili, quarto duplo longiori; 4, 5, 6 brevibus, sibiipsis paribus, subtriangularibus; 7 sexto duplo longiori, modice incrassato, ad octavum arete conjuncto; 8 magno, incrassato, obconico; 9 octavo breviori cyathiformi; 10 omnium maximo, ad apicem sat abrupte truncato; tribus hisce ultimis clavam subfoliatam formantibus.

Palpi maxillares (Pl. II., B, fig. 5, w) sat breves; latissimi, deplanati, 4 articulati, 1 exiguo; 2 brevi, latissime cyathiformi; 3 subquadrato, magno, latissimo; 4 ceteris multo majori, latissime eultriformi, acie internâ fere recta.

- Palpi labiales* (Pl. II., B, fig. 6, m) sat parvi, triarticulati, 1 exiguo; 2 magno. turgide incrassato, leviter incurvato, pyriformi; 3 minuto, aciculato.
- Labrum* (Pl. II., B, fig. 3) sat magnum, subquadratum.
- Mandibulæ* (Pl. II., B, fig. 4) debiles, subquadratæ, acie apicali profunde serratæ. Stipes latus, subquadratus, deplanatus.
- Maxillæ* (Pl. II., B, fig. 5) unilobatæ, lobo valido, fortissime uncinnato, et dentibus duobus acutissimis apicem versus armato. Stipes parvus.
- Mentum* (Pl. II., B, fig. 6, j) sat angustam, suboblongum, antice rotunde dilatatum.
- Labium* (Pl. II., B, fig. 6, k) breve, subquadratum, lateribus antice rotundatis.
- Lingua* (Pl. II., B, fig. 6, l) sat magna, labio multum longior, antice modice dilatata, margine apicali fere recta.
- Pronotum* parvum, breve, margine anteriori integrâ, margine posteriori levissime sinuata, angulis obtusis.
- Scutellum* parvum, rotundatum.
- Elytra* longa, fere integra.
- Alæ* amplissimæ, nervis solitis validis firmatæ.
- Abdomen* segmentis septem compositum, quatuor basalibus coriaceis, tribus apicalibus corneis, pygidio solo exserto.
- Prothorac* (Pl. II., B, fig. 2, a) *prosterno* perparvo; *episternis* inconspicuis; *epimeris* parvis, receptacula coxarum partim cingentibus; receptaculis coxarum modicis, elongato-ovalibus; contingentibus, antice et postice partim apertis; pronote lateribus longissimis inflexis.
- Pectus mesosterno* (Pl. II., B, fig. 2, d) brevissimo, antice profunde excavato; *episternis* permagnis; *epimeris* sat magnis, humeralibus, a receptaculis coxarum remotis; receptaculis coxarum magnis, circularibus, inter se longe distantibus.
- metasterno* (Pl. II., B, fig. 2, g) magno, longo, a corporis lateribus longe remoto, margine posteriori inter coxas recta; *episternis* permagnis, latis, ad coxas extensis; *epimeris* longis, sub elytris totis occultis.
- Venter* segmentis sex compositus, 1 permagno; cæteris brevibus, sibiipsis paribus; apicali integro.
- Pedes antici* (Pl. II., B, fig. p) trochanteribus modicis, ovalibus; femoribus longis, robustis, simplicibus; tibiis longis, simplicibus; tarsis longis, 4-articulatis, 1 magno, oblongo; 2 primo multum breviori, bifido, atque processu sat magno, ligoniformi, antice instructo; 3 minuto; 4 longo, sat robusto; unguibus validis, abrupte curvatis et subtus fortiter dentatis.
- intermedii* anticis similes, sed longiores, tarsorum articulis duobus basalibus profundissime bifidis.
- postici* intermediis longiores, articulo secundo tarsorum simplici, alioqui similes.
- Coxæ anteriores* sat parvæ, elongatæ, contingentes, atque prominentes.
- intermediæ* magnæ, circulares, longe distantes.
- posteriores* modicæ, elongatæ, longissime remotæ, ad episterna extensæ.

Body oval, rather depressed.

Head small, narrow, entirely covered by the pronotum; eyes small, not prominent; antennæ inserted in front of the eyes.

Antennæ (Pl. II., B, fig. 7) ten-jointed, 1 large, pyriform, recurved; 2 large, but smaller than the first; 3 small, slender, twice longer than the fourth; 4, 5, 6 short, subtriangular, equal to each other; 7 twice longer than the sixth, moderately incrassated, and closely joined to the eighth; 8 large, much incrassated, obconical; 9 cyathiform, shorter than the eighth; 10 largest of all, rather abruptly truncate at the apex; the three last forming a subfoliate club.

Maxillary palpi (Pl. II., B, fig. 5, w) rather short, exceedingly broad and flattened, four-jointed, 1 minute; 2 short, and very widely cyathiform; 3 subquadrate, large and very broad; 4 much the largest of all, very broadly cultriform, with the inner edge nearly straight.

- Lower palpi* (Pl. II., B, fig. 6, m) rather small, three-jointed, 1 very small; 2 large, turgidly incrassate, pyriform, slightly incurved; 3 minute, aciculate.
- Labrum* (Pl. II., B, fig. 3) rather large, subquadrate.
- Mandibles* (Pl. II., B, fig. 4) feeble, subquadrate, with the apical margin strongly serrated. Stipes broad, subquadrate, and flattened.
- Maxillæ* (Pl. II., B, fig. 5) unilobed, the lobe robust and strongly hooked, armed with two very sharp teeth near the apex.
- Mentum* (Pl. II., B, fig. 6, j) rather narrow, suboblong, roundly dilated anteriorly.
- Labium* (Pl. II., B, fig. 6, k) short, subquadrate, sides rounded anteriorly.
- Lingua* (Pl. II., B, fig. 6, l) rather large, much longer than the labium, moderately dilated anteriorly, with the apical margin nearly straight.
- Pronotum* small and short, anterior margin entire, posterior margin faintly sinuated, with the angles obtuse.
- Scutellum* small, rounded.
- Elytra* long, almost entire.
- Wings* very large, with the usual nervures strongly marked.
- Abdomen* composed of seven segments, the four basal coriaceous, and three apical corneous, the pygidium scarcely exposed.
- Prothorax* (Pl. II., B, fig. 2, a) with the *prosternum* very small; *episterna* inconspicuous; *epimera* small, partly enclosing the coxal cavities; coxal cavities moderate, elongate-oval, contingent, partly open in front and behind; the inflexed part of the pronotum broad and long.
- Pectus* with the *mesosternum* (Pl. II., B, fig. 2, d) very short, deeply excavated in front; *episterna* very large; *epimera* rather large, humeral, widely distant from the coxal cavities; coxal cavities large, circular, and widely separated.
- metosternum* (Pl. II., B, fig. 2, g) large and long, widely distant from the sides of the body, with the posterior margin between the coxæ straight; *episterna* very large and broad, extending to the coxæ; *epimera* long, entirely concealed by the elytra.
- Venter* composed of six segments, 1 very large, the rest short, equal to each other, apical entire.
- Legs anterior* (Pl. II., B, fig. p) with the trochanters moderate, oval; femora simple, long and robust; tibiae long and simple; tarsi long, four-jointed, 1 large and oblong; 2 much shorter than the first, bifid, and furnished with a large shovel-shaped process at its extremity; 3 minute; 4 long and rather robust; claws strong, abruptly curved, and strongly dentate beneath at the base.
- intermediate* like the anterior, but longer, with the two basal joints of the tarsi very deeply bifid.
- posterior* longer than the intermediate, with the second joint of the tarsi simple, alike in other respects.
- Coxæ anterior* rather small, elongate, contingent, and prominent.
- intermediate* large, circular, and widely separated.
- posterior* moderate, elongate, very widely separated, extending to the episterna.

Meioderus bears a superficial resemblance to the Corylophina, but belongs properly to the Saccina on account of the narrow form of its head, and the character of its maxillary palpi and mandibles, as well as the length of its tibiae and tarsi.

From *Arthrolops*, which it resembles in the shape and number of the joints of its antennæ, *Meioderus* can only be distinguished by the general form of its body, and by the very peculiar shape of its maxillary and labial palpi; the former of these is abundantly conspicuous without dissection.

Meioderus nitidus, sp. n.

L. c. $\frac{1\frac{1}{2}}{6}$ lin. = 1.50 mm.—Elongato-ovatus, valde convexus, nitidissimus, pilorum expers, minutissime et regulariter punctatus, nigro-piceus, pronoto late rufescenti; *pronoto* parvo, late rufescenti, antice ovaliter rotundato, reflexo et late pellucido, minutissime et remoto punctato, interstitiis glabris, nitidissimis, lineâ basali obsoletâ, margine basali sinuatâ, angulis parum obtusis; *clytris* longis, piceo-nigris, postice attenuatis, pronoto latioribus et plus quam duplo longioribus, ante media latissimis, remote et valde regulariter punctatis, interstitiis glabris, nitidissimis, striâ suturali indistinctâ, lateribus marginatis, apice fere integro; pygidio piceo, vix exserto; pedibus atque antennis sat longis, late flavis.

Body elongate-ovate, very convex and very shining, without hair, very minutely and regularly punctured, nigro-piceous, with the thorax rufescent.

Head small, flavescent; eyes very small, dusky; antennæ moderate, bright yellow.

Thorax small, brightly rufescent, ovally rounded, reflexed, and broadly pellucid in front, very minutely and remotely punctured, with the interstices smooth and very shining, basal line obsolete, basal margin sinuated, with the angles rather obtuse.

Scutellum rather broad and large, rounded.

Elytra nigro-piceous, long, attenuated posteriorly, broader and more than twice longer than the thorax, widest before the middle, remotely and very regularly punctured, with the interstices smooth and very shining, sutural stria indistinct, sides margined, apex almost entire.

Abdomen piceous, pygidium scarcely exposed.

Legs rather long, bright yellow.

Under parts dark castaneous, metasternum very deeply and regularly punctured.

Habitat, Asia. Found in Japan by Mr. Lewis.

MEIZODERUS, Gen. nov. Pl. II., C.

Corpus suboblongum, latum, valde convexum, pilosum.

Caput magnum, latum, sub pronoto totum occultum; parte gulari convexa; ore magno, prominenti; oculis magnis, valde prominentibus.

Antennæ (Pl. II., C, fig. 7) decem-articulatæ, 1 longo, pyriformi, recurvato; 2 magno, pyriformi, primo parum breviori; 3 parvo, sat gracili; 4 minuto, tertio triplo breviori; 5 et 6 quarto similibus; 7 magno, antice dilatato, subtriangulari; 8-10 magnis, gradatim incrassatis, clavam foliatam formantibus, apice truncato.

Palpi maxillares (Pl. II., C, fig. 5, w) breves, robusti, 4-articulati, 1 exiguo; 2 magno, incrassato, ad apicem oblique truncato; 3 perbrevis, transverso; 4 permagno, secundo multum longiori atque crassiori, leviter incurvato, apice obtuso.

Palpi labiales (Pl. II., C, fig. 6, m) magni, turgide incrassati, 3-articulati, 1 exiguo; 2 perbrevis, latissime cyathiformi; 3 permagno, subquadrato, ad apicem setis brevibus instructo.

Labrum (Pl. II., C, fig. 3) sat breve, ad basim latissimum, antice profunde emarginatum et utrinque valde rotundatum, setis brevibus instructum.

Mandibulæ (Pl. II., C, fig. 4) breves, robustæ, costâ dorsali firmatæ, atque ad aciem obtuse serratæ. Stipes sat magnus, transversus.

Maxillæ (Pl. II., C, fig. 5) unilobatæ, lobo magno, robusto, fortiter recurvato, longe et acutissime uncinnato, atque dentibus longis acutissimis armato. Stipes perparvus.

Mentum (Pl. II., C, fig. 6, j) angustum, suboblongum, simplex.

Labium (Pl. II., C, fig. 6, k) mento parum brevius, suboblongum, antice latissimum et leviter rotundatum.

Lingua (Pl. II., C, fig. 6, l) parva, subconica, apice bifido.

Pronotum magnum, margine anteriori integrâ, circulariter rotundatâ, margine basali sinuata, angulis productis, acutis.

Scutellum modicum, ad apicem rotundatum.

Elytra modica, apicibus rotundatis.

Alæ magnæ, nervis solitis sed robustioribus firmatæ.

Abdomen segmentis octo compositum, tribus apicalibus corneis, quinque basalibus coriaceis, 1-7 processibus magnis lateralibus instructis.

Prothorax (Pl. II., C, fig. 2, a) *prosterno* parvo, inter coxas sat late elevato, et postice late dilatato; *episternis* inconspicuis; *epimeris* modicis, receptacula coxarum partim cingentibus; receptaculis coxarum ovatis.

Pectus mesosterno (Pl. II., C, fig. 2, d) modico; *episternis* magnis, late oblongis; *epimeris* angustis, a receptaculis coxarum longe distantibus; coxarum receptaculis longe remotis.

metasterno (Pl. II., C, fig. 2, g) sat brevi, transverso, lateribus corporis remoto, margine posteriori inter coxas recta; *episternis* magnis, latis, metasterno pariter longis; *episternis* sub elytris occultis.

Venter segmentis sex compositus, 1 sat longo; cæteris brevioribus, sibiipsis paribus, apicali integro.

Pedes sat graciles; *antici* trochanteribus parvis, subtriangularibus; femoribus longis, gracilibus, simplicibus; tibiis longis, gracilibus, ad medias leviter dilatatis; tarsis longis, gracillimis, 4-articulatis, 1 sat longo; 2 primo multum breviori; 3 minuto; 4 longo et gracili; unguibus gracilibus, leviter curvatis.

intermedii anticis similes, sed tibiis magis dilatatis, atque externe setosis.

postici intermediis similes, articulo tertio tarsorum secundo fere æquali.

Coxæ anteriores ovatæ, prominulæ, per carinam divisæ.

intermediae ovales, obliquæ, longe distantes.

posteriores elongatæ, angustæ, ad episternis extensæ, inter se longe distantes.

Body suboblong, broad, very convex, pubescent.

Head large and broad, entirely covered by the thorax, gular portion convex; mouth large and prominent; eyes large and very prominent.

Antennæ (Pl. II., C, fig. 7) ten-jointed, 1 long and robust, pyriform, and recurved; 2 robust, shorter than the first, pyriform; 3 small, rather slender; 4 very small, three times shorter than the third; 5 and 6 like the fourth; 7 large, dilated anteriorly, subtriangular; 8-10 very large, gradually incrassated, forming a foliate club, truncate at the apex.

Maxillary palpi (Pl. II., C, fig. 5, w) short and robust, four-jointed, 1 minute; 2 large and incrassated, very obliquely truncate at the apex; 3 very short, transverse; 4 very large, much longer and broader than the second, slightly incurved, obtusely rounded at the apex.

Labial palpi (Pl. II., C, fig. 6, m) large, turgidly incrassated, three-jointed, 1 minute; 2 very short and very broadly cyathiform; 3 very large, subquadrate, furnished with short setæ at the apical margin.

Labrum (Pl. II., C, fig. 3) rather short, widest at the base, in front deeply emarginate in the middle, and much rounded on each side, remotely furnished with short setæ.

Mandibles (Pl. II., C, fig. 4) short, robust, strengthened with a dorsal costa, with the edge much rounded and obtusely serrated. Stipes rather large, transversely subquadrate.

Maxille (Pl. II., C, fig. 5) unilobed, with the lobe large, robust, strongly recurved, very much hooked at the apex, and armed with many long and very sharp curved teeth. Stipes very small.

Mentum (Pl. II., C, fig. 6, j) narrow, suboblong, simple.

Labium (Pl. II., C, fig. 6, k) rather shorter than the mentum, suboblong, broadest anteriorly, and slightly rounded at its extremity.

Lingua (Pl. II., C, fig. 6, l) small, subconical, bifid at the apex.

Pronotum large, with the anterior margin entire and circularly rounded, basal margin sinuated, with the angles produced and acute.

Scutellum moderate, rounded at the apex.

Elytra moderate, rounded at the extremities.

Wings large, with the neuration strongly developed.

Abdomen composed of eight segments, the three apical corneous, and the five basal coriaceous, 1-7 furnished with large lateral appendages.

Prothorax (Pl. II., C, fig. 2, a) with the *prosternum* small, broadly elevated between the coxæ, and much dilated posteriorly; *episterna* inconspicuous; *epimera* moderate, partly enclosing the coxal cavities; coxal cavities ovate.

Pectus with the *mesosternum* (Pl. II., C, fig. 2, d) moderate; *episterna* large, broadly oblong; *epimera* narrow, distant from the coxal cavities; coxal cavities remote.

metasternum (Pl. II., C, fig. 2, g) rather short, transverse, widely distant from the sides of the body, with the posterior margin between the coxæ straight; *episterna* large and broad, as long as the metasternum; *epimera* long and narrow, concealed by the elytra.

Venter composed of six segments, 1 rather long, the rest shorter, equal to each other, apical entire.

Legs rather slender; *anterior* with the trochanters small subtriangular; femora simple, long and slender; tibiæ long and slender, slightly dilated near the middle; tarsi long and very slender, four-jointed, 1 rather long; 2 much shorter than the first; 3 minute; 4 long and slender; claws slender and faintly curved.

intermediate like the anterior, but with the tibiæ more dilated and externally setose.

posterior like the intermediate, but with the third joint of the tarsi nearly as large as the second.

Coxæ anterior ovate, rather prominent, divided by the carina.

intermediate oval, oblique, widely distant.

posterior elongate, narrow, reaching to the episterna, remote from each other.

The short anterior coxæ and the organs of the mouth prove that *Meizoderus* belongs to the *Saciina*; the maxillary palpi are the only parts visible without dissection, but these form a distinctive tribal character. From *Arthrolipsis*, which it resembles in the number of the joints and general shape of the antennæ, this genus is distinguished by the large size and broad shape of its head, its large and broad thorax with the hinder angles produced and enclosing the shoulders of the elytra. These last named characters also indicate a lead towards the *Sericoderina*.

Meizoderus fuscus, sp. n.

L. c. $\frac{1}{16}$ lin. = 1.37 mm.—Late obconicus, valde convexus, nitidulus, confertim et profunde punctatus, fusco-castaneus, pilis aureis dense vestitus; *pronoto* permagno, antice fere circulariter rotundato, reflexo et pellucide flavo, profunde et confertim punctato, lineâ basali distinctâ, margine basali leviter sinuatâ, angulis productis et acutis; *elytris* pronoto haud latioribus, fere duplo longioribus, ad humeros latissimis, profunde et confertim punctatis, interstitiis glabris, nitidulis, striâ suturali modicâ, lateribus leviter marginatis, apicibus sat attenuatis, valde rotundatis; abdomine rufo-piceo, minime exserto; pedibus modicis, flavis, femoribus piceis; antennis valde robustis, lætissime flavis.

Body broadly obconic, very convex, moderately shining, closely and deeply punctured, fusco-castaneous, thickly covered with golden hair.

Head large, rufo-piceous; eyes black, large and very prominent; antennæ large, robust, and very bright yellow.

Thorax very large, almost circularly rounded, reflexed and pellucidly yellow in front, deeply and closely punctured, basal line distinct, basal margin slightly sinuated, with the angles produced and acute.

Scutellum moderate, rounded at the apex, and punctured.

Elytra not broader, but nearly twice longer than the thorax, widest at the shoulders, deeply and closely punctured, with the interstices smooth and rather shining, sutural stria moderate, sides slightly margined, extremities rather attenuated, and much rounded.

Abdomen rufo-piceous, very little exposed.

Legs moderate, yellow, with the femora piceous.

Under parts rufo-piceous, very deeply punctured throughout, and clothed with pale hair.

Habitat, Asia. Found in Japan by Mr. Lewis.

TRIBE III.—Sericoderina.

Their truncate elytra and elongate posterior angles of their thorax readily distinguish the Sericoderina from the other tribes of this family, and the two genera which it contains may be known from each other by the number of the joints of their antennæ.

All the species of both genera resemble the *Trichopterygideæ* so much in outward appearance that they can only be superficially distinguished from them by the antennæ and position of the head.

Antennæ 10-articulatæ	Sericoderus.
.. 11-articulatæ	Anisomeristes.

ANISOMERISTES. Pl. III., B.

Anisomeristes, Matthews, Ent. Mo. Mag. vol xxii. p. 225, 1886.

Sericoderus, p. Reitter.

Corpus obconicum, convexum, plus minusve pubescens, angulis posterioribus pronoti productis, atque elytrorum apicibus subtruncatis.

Caput modicum, totum sub pronoto occultum, ore deflexo, parte gulari convexa; oculis modicis.

Antennæ (Pl. III., B, fig 7) geniculatæ, undecim articulatæ, 1 magno, longo, recurvato; 2 primo breviori et minori, ovato; 3 parvo, gracili; 4 brevissimo, transverso; 5 magno, intus valde producto; 6 quinto multo minori; 7 permagno, intus longe producto; 8 septimo multo minori, brevissimo, transverso, intus acute elongato; 9-11 valde incrassatis, clavam subfoliatam formantibus.

Palpi maxillares (Pl. III., B, fig. 5, w) sat magni, 4-articulati, 1 minuto; 2 magno, sat elongato, valde incrassato, ante medium latissimo, extremo recte truncato; 3 brevi, subquadrato, transverso; 4 conico, tertio parum longiori, pariter lato, toto pilis instructo.

Palpi labiales (Pl. III., B, fig. 6, m) modici, sat longi, triarticulati, 1 exiguo; 2 longo, subcylindrico, incurvato, extremo oblique truncato; 3 brevi, quadrato cylindrico, extremo recte truncato, membranâ aperto, marginibusque ciliato, atque seta longâ incurvata externe instructo.

Labrum (Pl. III., B, fig. 3) breve, transversum, antice profundius emarginatum.

Mandibulæ (Pl. III., B, fig. 4) sat parvæ, costâ dorsali validâ firmatæ, ad aciem bipartitæ, parte superiori dentibus validis acutis armata, inferiori integrâ.

- Maxille* (Pl. III., B, fig. 5) magnæ, unilobatæ, lobo prælongo, sat gracili, ad apicem acute uncinato, et dentibus tribus longis, incurvatis, acutis armato. Stipes parvus.
- Mentum* (Pl. III., B, fig. 6, j) suboblongum, lateribus sinuatis, costis lateralibus firmatis.
- Labium* (Pl. III., B, fig. 6, k) oblongum, haud longe mentum superans, antice paraglossis modicis instructum.
- Lingua* (Pl. III., B, fig. 6, l) parva, antice leviter rotundata.
- Pronotum* magnum, margine anteriori integrâ, plerumque circulariter rotundatâ, margine basali plus minusve arcuata, angulis longe productis, acutis.
- Scutellum* modicum, plerumque rotundatum.
- Elytra* brevia, subtruncata, plerumque postice attenuata.
- Alæ* vel deficientes, vel parvæ, angustæ, membranâ elongato-ovali, tenuissimâ, nervis solitis firmatâ.
- Abdomen* segmentis septem compositum, quinque basalibus coriaceis, duobus apicalibus corneis, longis et latis, apicali integro; segmentis ventralibus quatuor basalibus processibus magnis inflexis instructis.
- Prothorax* (Pl. III., B, fig. 2, a) sat parvus; *prôsterno* brevi, inter coxas elevato, et postice producto et dilatato, ad apicem truncato; *episternis* longis, angustis; *epimeris* sat magnis, receptacula coxarum sat late circumdatis; receptaculis coxarum modicis ovalibus, non contingentibus.
- Pectus mesosterno* (Pl. III., B, fig. 2, d) modico, antice excavato; *episternis* magnis, suboblongis; *epimeris* angustis, a receptaculis coxarum sat distantibus; receptaculis coxarum modicis, ovatis, sat distantibus.
- metasterno* (Pl. III., B, fig. 2, g) sat brevi, transverso, ad latera corporis non extenso, margine posteriori inter coxas leviter rotundatâ; *episternis* sat parvis, ad coxas non extensis; *epimeris* angustis, apicibus ultra metasternum triangulariter inflexis, reliquis sub elytris occultis.
- Venter* segmentis sex compositus, 1 magno, longo, 2-5 primo multo brevioribus, seipsis pariter longis, apicali integro, quinto paulum longiori.
- Pedes anticæ* coxis longis, magnis; trochanteribus parvis, trigonalibus; femoribus modicis simplicibus; tibiis sat gracilibus, leviter recurvatis, setosis, calcari uno intus ad apices armatis; tarsis 4-articulatis, 1 sat longo; 2 primo breviori, bifido; 3 exiguo; 4 longo, gracili; unguibus robustis, fortiter curvatis, dente valido subtus ad basim armatis.
- intermediæ* anticæ paulo longiores, tarsorum articulis, 1 et 2 bifidis, atque setis prælongis instructis, alioqui anticæ similes.
- posticæ* femoribus apices versus anguste laminatis, laminæ apice acutissime elongato; tibiis longioribus et magis recurvatis; tarsis articulo primo valde elongato, non bifido; secundo brevi, non bifido; tertio brevissimo, subtus longissime bifido, alioqui intermediis similes.
- Coxæ anteriores* sat elongato-ovales, non contingentés. nec prominentes.
- intermediæ* ovatæ, modice distantes.
- posteriores* elongato-pyriformes, sat remotæ, fere ad latera corporis extensæ.

Body obconic, convex, more or less pubescent, with the posterior angles of the thorax produced, and the extremities of the elytra subtruncate.

Head moderate, entirely covered by the pronotum; with the mouth deflexed, and the gular portion convex; eyes moderate.

Antennæ (Pl. III., B, fig. 7) geniculate, 11-jointed, 1 large and long, recurved; 2 shorter and smaller than first, ovate; 3 small and slender; 4 very short, transverse; 5 large, and much produced on the inner side; 6 much smaller than the fifth; 7 very large, and very much produced on the inner side; 8 much smaller than the seventh, very short, transverse, and acutely elongated on the inner side; 9-11 very much incrassated, forming a sub-foliate club.

- Maxillary palpi* (Pl. III., B, fig. 5, w) rather large, 4-jointed; 1 very small; 2 large, rather elongate, much incrassated, broadest before the middle, with its extremity truncate and straight; 3 short, subquadrate, transverse; 4 conical, rather longer, but not broader than the third, covered with short hair.
- Labial palpi* (Pl. III., B, fig. 6, m) rather long, 3-jointed; 1 very minute; 2 long, subcylindric, incurved, obliquely truncate anteriorly; 3 short, quadrate, cylindrical, with its extremity straightly truncate, and closed by a membrane ciliated at the edges, and furnished with a long incurved seta on its outer side.
- Labrum* (Pl. III., B, fig. 3) short, transverse, deeply emarginate in front.
- Mandibles* (Pl. III., B, fig. 4) rather small, with a very short dorsal costa, inner edge divided into two parts, of which the upper is armed with strong and very sharp curved teeth, and the lower part simple and entire at the edge.
- Maxille* (Pl. III., B, fig. 5) large, unilobed, with the lobe very long and rather slender, acutely hooked at the apex, and armed with three long very sharp curved teeth. Stipes small.
- Mentum* (Pl. III., B, fig. 6, j) suboblong, with the sides sinuated, and strengthened with costæ.
- Labium* (Pl. III., B, fig. 6, k) oblong, not extending much beyond the mentum, furnished at its extremity with moderate paraglossæ.
- Lingua* (Pl. III., B, fig. 6, l) small, slightly rounded anteriorly.
- Pronotum* large, anterior margin entire, generally circularly rounded, basal margin more or less arcuate, with the angles much produced and very acute.
- Scutellum* moderate, generally rounded.
- Elytra* short, subtruncate, generally attenuated posteriorly.
- Wings* either wanting, or small and narrow, membrane very thin, elongate-oval, with the usual neuration.
- Abdomen* composed of seven segments, the five basal coriaceous, and the two apical corneous and much longer than the preceding, apical segment entire.
- Prothorax* (Pl. III., B, fig. 2, a) rather small, with the *prosternum* short, elevated between the coxæ, and produced and dilated posteriorly, with the extremity truncate; *episterna* distinct, long, and narrow; *epimera* rather large, rather broadly enclosing the coxal cavities; coxal cavities moderate, oval, not contingent.
- Pectus* with the *mesosternum* (Pl. III., B, fig. 2, d) moderate, excavated in front; *episterna* large, suboblong; *epimera* narrow, rather distant from the coxal cavities; coxal cavities moderate, ovate, rather distant.
- metasternum* (Pl. III., B, fig. 2, g) rather short, transverse, not extending to the sides of the body, posterior margin between the coxæ slightly rounded; *episterna* rather small, not reaching the coxæ; *epimera* narrow, with their extremities triangularly inflexed beyond the metasternum, in other parts concealed by the epipleural fold of the elytra.
- Venter* composed of six segments: 1 large and long; 2-5 much shorter than the first, equal to each other in length; 6 longer than the fifth, entire; 1-4 furnished with large inflexed lateral processes.
- Legs anterior* with the coxæ large and long; trochanters small, trigonal; femora moderate, simple; tibiæ rather slender, slightly recurved, setose, and armed with a single spur on the inner side of the apex; tarsi 4-jointed; 1 rather long; 2 shorter than the first, bifid; 3 very small; 4 long and slender; claws robust, strongly curved, and armed on the under side of the base with a strong tooth.
- intermediate* rather longer, with the two basal joints of the tarsi bifid, and furnished with very long setæ: in other respects like the anterior.
- posterior* with the femora narrowly laminated on the inner side towards the apex, and the lamina produced into a sharp point at its extremity; tibiæ longer, and more recurved; tarsi with the first joint much elongate, not bifid; the second short, and not bifid; the third very short above, but bifid

beneath, and produced into two long processes; in other respects like the intermediate.

Coxæ anterior elongate-oval, not contingent, and not prominent.

intermediate ovate, moderately distant.

posterior elongate-pyriform, rather remote, and nearly reaching to the sides of the body.

SPECIERUM EPITOMA.

L. c. 1·30 mm.—Brevis, latissimus, postice valde attenuatus, convexissimus, pronoto permagno, aurantiaco, elytris castaneis, ped. atque ant. læte flavis	Sharpi.
L. c. 1·20 mm.—Perbrevis, latus, postice valde attenuatus, valde convexus, aterrimus, pronoto valde dilatato, ped. flavis, ant. robustis, læte flavis	ater.
L. c. 1 mm.—Læte ovalis, brevis, convexus, rufo-testaceus, elytrorum humeris nigrescentibus, ped. atque ant. læte flavis	basalis.
L. c. 1·20 mm.—Subconicus, postice attenuatus, nigro-piceus, elytris apices versus plus minusve rufescentibus, ped. atque ant. flavis	Revelierei.
L. c. 1 mm.—Ovatus, angustus, postice attenuatus, rufo-castaneus, ped. atque ant. læte flavis	castaneus.
L. c. 1 mm.—Subovatus, valde convexus, nitidissimus, totus flavus, antenarum articulis quinto et septimo atque pronoti basi minus dilatatis, ped. atque ant. læte flavis	flavus.

The species of this genus may be readily distinguished from *Sericoderus* by their eleven-jointed antennæ, which are fortunately large, and easily extended. The fifth and seventh articulations of the antennæ are evidently enlarged in all the species, and in some of them very conspicuously.

Anisomeristes Sharpi.

A. Sharpi, Matthews, Ent. Mo. Mag. vol. xxii. p. 225, 1886.

L. c. $\frac{10}{16}$ – $\frac{11}{16}$ lin. = 1·25–1·37 mm.—Brevis, latissimus, postice valde attenuatus, valde convexus, nitidus, pilis longioribus aureis vestitus, pronoto læte aurantiaco, elytris castaneis; *pronoto* permagno, latissimo, antice circulariter rotundato, atque abrupte reflexo, glabro, nitidissimo, margine basali fere arcuato, angulis longe productis, acutissimis; *elytris* brevibus, postice valde attenuatis, pronoto parum angustioribus, vix longioribus, ad humeros latissimis, valde profunde et confertim punctatis, interstitiis glabris, nitidis, striâ suturali antice abbreviata, lateribus fere rectis, sat late marginatis, apicibus vix rotundatis, fere truncatis; pygidio rufo-testaceo; pedibus modicis, gracilibus, læte flavis; antennis maguis, robustis, læte flavis.

Body short and very broad, much attenuated posteriorly, very convex and shining, clothed with rather long golden hair.

Head moderate; eyes moderate; antennæ rather long and robust, bright yellow, with the fifth joint moderately incrassate.

Thorax bright orange, very large and very broad, anterior margin circularly rounded and abruptly reflexed, smooth and very shining, basal margin almost arcuate, with the angles very much produced and very acute.

Scutellum short and broad, rounded and punctured.

Elytra short, much attenuated posteriorly, castaneous, narrower, but scarcely longer than the thorax, widest at the shoulders, very deeply and closely

punctured, with the interstices smooth and shining, sutural stria abbreviated anteriorly, sides nearly straight, extremities scarcely rounded, almost truncate.

Abdomen with two segments exposed, rufo-testaceous.

Legs rather short, bright yellow.

Under parts rufo-castaneous, with the metasternum and apical segments of the venter paler.

Differs from other species in its large size, broad form, very large thorax, and much attenuated elytra and bright orange colour.

Habitat, Australasia. Found in New Zealand.

Anisomeristes ater.

A. ater, Matthews, Ent. Mo. Mag. vol. xxii. p. 225, 1886.

L. c. $\frac{9}{16}$ — $\frac{10}{16}$ = 1.12–1.25 mm.—Perbrevis, latus, postice valde attenuatus, valde convexus, nitidus, aterrimus, pilis aureis sat longis vestitus; *pronoto* magno, latissimo, antice circulariter rotundato, nitidissimo, indistincte punctato, margine basali arcuata, angulis latis, valde productis; *elytris* sat parvis, pronoto angustioribus, sat longioribus, ad humeros latissimis, postice valde attenuatis, profundissime punctatis, interstitiis glabris, nitidis, stria suturali profunde impressa, lateribus rectis et marginatis, apicibus vix rotundatis; pedibus flavis, femoribus piceis; antennis valde robustis, late flavis, articulis 5 et 7 valde incrassatis.

Body very short and broad, much attenuated posteriorly, very convex, shining, deep black, clothed with rather long golden hair.

Head piceous, large and broad; eyes rather large and prominent; antennæ bright yellow, very robust, with the fifth and seventh joints very much enlarged.

Thorax large and very broad, circularly rounded in front, very shining, indistinctly punctured, basal margin arcuate, with the angles very broad and much produced.

Scutellum rather large, subtriangular.

Elytra rather small, rather longer, but narrower than the thorax, widest at the shoulders, and much attenuated posteriorly, very deeply punctured, with the interstices smooth and shining, sutural stria very deep, sides straight and margined, extremities scarcely rounded.

Abdomen with apical segments exposed and black.

Legs moderate, femora piceous, and tibiae yellow.

Under parts piceous and deeply punctured, mouth and ventral segments paler.

Differs from *A. Sharpi* in its much smaller size, shorter form, and deep black colour; from *A. Rebelieri* in its larger size, very broad thorax, unicolorous and deeply punctured elytra; and from both in the greater enlargement of the fifth and seventh joints of the antennæ.

Habitat, Australasia. Found in New Zealand.

Anisomeristes basalis.

(*Sericoderus*) *basalis*, Sharp, Trans. R. Dublin. Soc. iii. p. 127, 1885.

L. c. $\frac{9}{16}$ lin. = 1.12 mm.—Late ovalis, convexissimus, nitidulus, pilis aureis sat dense vestitus, rufo-testaceus, elytrorum humeris late fusciscentibus; *pronoto* sat magno, brevi et lato, semicirculari, levissime punctato, interstitiis nitidis, margine anteriori leviter reflexa, margine basali leviter sinuata, angulis latis, parum productis; *elytris* pronoto longioribus, haud latioribus, sed magis profunde punctatis, interstitiis alutaceis, ad humeros latissimis, postice attenuatis, lateribus leviter

rotundatis et leviter marginatis; abdomine sat longius exserto; pedibus flavis; antennis brevibus, læte flavis, articulis septimo et quinto incrassatis.

Head large, bright yellow; eyes yellow; antennæ rather short, robust, bright yellow, with the fifth and seventh joints incrassate.

Thorax rather large, short and broad, semicircular, very finely punctured, with the interstices shining, anterior margin slightly reflexed, basal margin faintly sinuated, with the angles broad and slightly produced.

Scutellum small, triangular, rufo-testaceous.

Elytra rufo-testaceous, with the shoulders broadly fuscous, longer but not broader than the thorax, more deeply punctured, with the interstices alutaceous, broadest at the shoulders, rather attenuated posteriorly, sides slightly rounded and slightly margined.

Abdomen considerably exserted, rufo-castaneous.

Legs robust, bright yellow.

Under parts rufo-castaneous.

Differs from other species in its broad and more rounded form, and in its peculiar colour.

Habitat, Polynesia. Found near Honolulu, in the Sandwich Islands, by Mr. Blackburn; and North America, found by Mr. H. Schwarz.

Anisomeristes flavus, sp. n.

L. c. $\frac{8}{16}$ lin. 1 mm.—Subovatus, valde convexus, nitidissimus, pilis aureis sparse vestitus, omnino flavus; capite parvo, obscurato; pronoto perinagno, antice circulariter rotundato et reflexo, glabro, nitidissimo, margine basali profunde sinuato, angulis latis, valde productis; elytris modicis, pronoto sesqui longioribus, haud latioribus, ad humeros latissimis, sat leviter punctatis, interstitiis glabris, nitidis, lateribus fere rectis, apicibus obtusis; abdomine flavo, vix exserto; pedibus atque antennis læte flavis.

Body subovate, very convex and very shining, thinly clothed with golden hair, yellow throughout.

Head small, dusky; eyes prominent; antennæ moderate, bright yellow, with the seventh joint incrassate.

Thorax very large, circularly rounded and reflexed in front, smooth and very shining, basal margin deeply sinuated, with the angles broad and much produced.

Scutellum moderate, very finely asperated.

Elytra moderate, one-half longer but not broader than the thorax, widest at the shoulders, rather finely asperated, with the interstices smooth and shining, sides nearly straight, extremities obtusely rounded.

Legs moderate. yellow.

Under parts yellow.

Differs from all the preceding species in the much less dilatation of the base of the thorax, and of the fifth and seventh joints of the antennæ, and also in its uniform yellow colour.

Habitat, Australasia. Found near Adelaide, Australia, by Fleet-Engineer Walker, R.N.

Anisomeristes Revelierei.

(*Sericoderus*) *Revelierei*, Reitter, Deutsch. Ent. Zeit., 1878, p. 126.

L. c. $\frac{9}{16}$ – $\frac{10}{16}$ lin. = 1.12–1.25 mm.—Subconicus, postice attenuatus, valde convexus, sat nitidus, pilis aureis sat dense vestitus, piceus, elytris apices versus plus minusve late rufis; pronoto modico, antice circulariter rotundato, regulariter

sed minutissime punctato, interstitiis minute alutaceis, margine basali profunde sinuata, angulis longe productis, acutissimis; *elytris* pronoto parum angustioribus, sesqui longioribus, ad humeros latissimis, postice valde attenuatis, modice et remote ordinibus transversis asperatis, interstitiis profunde alutaceis, stria suturali ad medium profunda, piceis, apices versus plus minusve late rufis, lateribus leviter marginatis, apicibus vix rotundatis; pygidio rufis; pedibus atque antennis modicis, flavis.

Body subconic, attenuated posteriorly, very convex, rather shining, rather thickly covered with golden hair, piceous, with the extremities of the elytra more or less broadly rufous.

Head small, yellow; eyes moderate; antennae moderate, yellow.

Thorax moderate, circularly rounded in front, very minutely but regularly punctured, with the interstices minutely alutaceous, basal margin deeply sinuated, with the angles much produced and very acute.

Scutellum rather large, subtriangular.

Elytra rather narrower and one-half longer than the thorax, widest at the shoulders, much attenuated posteriorly, moderately and remotely asperated in transverse rows, with the interstices deeply alutaceous and the sutural stria deep towards the middle, piceous at the shoulders, and more or less broadly rufous towards the extremities, sides slightly margined, extremities slightly rounded.

Abdomen with the pygidium exposed and rufous.

Legs moderate, yellow.

Under parts castaneous, with the edges of the ventral segments rufous.

Differs from both the foregoing species in its smaller size, much narrower form, less dilated thorax, and rufescent extremities of the elytra.

Habitat, Europe. Found in Italy by Prof. A. Fiori.

Anisomeristes castaneus.

(*Sericoderus*) *castaneus*, Reitter, Mitth. Münch. Ent. Ver. i. p. 126, 1877.

L. c. $\frac{3}{16}$ lin. = 1 mm.—Ovatus, angustus, nitidulus, valde convexus, rufo-castaneus, pilis flavis vestitus; *pronoto* sat parvo, antice ovaliter rotundato, indistinctissime punctato, fere glabro, lateribus leviter marginatis, margine basali profunde sinuata, angulis acutis, longe productis; *elytris* pronoto haud latioribus, sesqui longioribus, prope humeros latissimis, postice attenuatis, profunde remote et reticulatim asperatis, interstitiis alutaceis, stria suturali modice impressa, lateribus marginatis, apicibus vix rotundatis; pygidio pallido; pedibus atque antennis robustis, late flavis.

Body ovate, narrow, very convex, rather shining, rufo-castaneous, clothed with yellow hair.

Head dusky; eyes moderate; antennae bright yellow, very robust, with the eighth joint as large as the seventh.

Thorax rather small, ovally rounded in front, very indistinctly punctured, almost smooth, sides slightly margined, basal margin deeply sinuated, with the angles acute and much produced.

Scutellum very small, triangular.

Elytra not broader but one-half longer than the thorax, widest near the shoulders, posteriorly attenuated, deeply, remotely and reticulately asperate, with the interstices alutaceous, sutural stria moderate, sides margined, extremities scarcely rounded.

Abdomen with the pygidium exposed and pale yellow.

Legs robust, bright yellow.

Under parts ferruginous, alutaceous, apical segments of the venter yellow.

Differs from others in its small size, convex and narrow form, robust and bright yellow antennæ, and sculpture.

Habitat, Asia. Found in Japan by M. Hiller (Reitter); and in Ceylon by Mr. Thwaites.

SERICODERUS.—Pl. III., A.

Sericoderus, Stephens, Illus. Brit. Ent. Mand. ii. p. 187, 1829.

Gryphinus, Redt.

Trichopteryx, p. Nietner.

Corylophus, p. Erichs.

Cossyphus, p. Gyll.

Corpus vel ovale, vel obconicum, convexum, pubescens, angulis posterioribus pronoti productis, elytrorumque apicibus subtruncatis.

Caput parvum, totum sub pronoto occultum, ore deflexo, et parte gulari minime convexo; oculis plerumque parvis.

Antennæ (Pl. III., A, fig. 7) plerumque parvæ, geniculatæ, 10-articulatæ, 1 permagno, antice valde incrassato et fortiter recurvato; 2 primo multo minori et breviori, ad apicem latissimo et recte truncato; 3 parvo, gracili; 4 tertio breviori, quadrato; 5 quarto breviori, transverso; 6 quinto majori et longiori; 7 sexto latiori, brevi, transverso; 8-10 valde incrassatis, breviter pilosis, clavam vix subfoliatam formantibus, apicali obliquissime excavato.

Palpi maxillares (Pl. III., A, fig. 5, w) breves, valde robusti, 4-articulati, 1 parvo, ad apicem incrassato; 2 permagno, pyriformi, turgide incrassato, ad apicem late truncato; 3 secundo multo graciliori, brevi, suboblongo; 4 tertio graciliori, fere pariter longo, obtuse conico.

Palpi labiales (Pl. III., A, fig. 6, m) sat breves, sat robusti, tri-articulati, 1 exiguo; 2 magno, subcylindrico; 3 perbrevis, subquadrato, antice emarginato.

Labrum (Pl. III., A, fig. 3) breve, transversum, costis lateralibus latis ad basim firmatum, antice ovaliter rotundatum et emarginatum, atque setis nonnullis instructum.

Mandibule (Pl. III., A, fig. 4) sat parvæ, costa valida, dorsali, firmatæ, et apicem versus dentibus armatæ.

Maxillæ (Pl. III., A, fig. 5) modicæ, unilobatæ, lobo longo, gracili, ad apicem dentibus acutis, mediis omissis, armato. Stipes perparvus.

Mentum (Pl. III., A, fig. 6, j) magnum, subquadratum, ad basim dilatatum.

Labium (Pl. III., A, fig. 6, k) maximâ ex parte pone mentum occultum, antice acuminatum, et paraglossis sat magnis instructum.

Lingua (Pl. III., A, fig. 6, l) permagna, sat brevis, latissime dilatata, flabelliformis, longe lateraliter ultra palpos extensa.

Pronotum sat magnum, margine anteriori integrâ, aut ovaliter aut circulariter rotundata, angulis posterioribus plerumque longe productis.

Scutellum plerumque parvum, rotundatum.

Elytra brevía, plerumque subtruncata, sæpissime attenuata.

Alæ parvæ, angustæ, membrana tenuissima, margine posteriori fimbriata, nervis solitis firmatæ.

Abdomen segmentis septem compositum, quatuor basalibus coriaceis, tribus apicalibus corneis, apicali integro, quatuor basalibus processibus sat parvis inflexis instructis.

Prothorax (Pl. III., A, fig. 2, a) sat parvus; *prosterno* modico, inter coxas elevato et postice late dilatato; *episternis* minutis; *epimeris* sat magnis, coxarum receptacula postice circumdatis; receptaculis coxarum ovalibus, non contingentibus.

Pectus mesosterno (Pl. III., A, fig. 2, d) modico, antice excavato; *episternis* sat magnis, subquadratis; *epimeris* modicis, humeralibus, a receptaculis coxarum sat remotis; coxarum receptaculis rotundatis, sat distantibus.

- metasterno* (Pl. III., A, fig. 2, g) modico, transverso, ad latera corporis non extenso, margine posteriori inter coxas recta; *episternis* latis, sat brevibus, ad coxas non extensis; *epimeris* angustis, extremis triangulariter inflexis, reliquis sub elytris occultis.
- Venter* segmentis sex compositus, 1 permagno, longo, ceteris omnibus longitudine aequali, aliis seipsis pariter longis, apicali integro.
- Pedes antici* coxis ovalibus; trochanteribus parvis, trigonalibus; femoribus modicis, simplicibus; tibiis longis, gracilibus, parum recurvatis, pilosis; tarsis 4-articulatis, 1 longo; 2 primo breviori, profunde bifido; 3 minuto; 4 valde elongato, gracili: unguibus gracilibus, subtus ad basim leviter denticulatis.
- intermedia* anticis similes, sed paulo breviores.
- postici* intermediis longiores, tibiis apicem versus externe setosis, alioqui similes.
- Coxae anteriores* ovales, non contingentes, nec prominentes.
- intermediae* rotundatae, modice distantes.
- posteriores* remotae, elongato-ovales, ad epimera extensae.

Body either oval or obconic, convex, pubescent, with the hinder angles of the thorax elongate, and the extremities of the elytra subtruncate.

Head small, entirely covered by the pronotum: mouth deflexed, and gular portion scarcely convex; eyes generally small.

Antennae (Pl. III., A, fig. 7) generally small, geniculate, ten-jointed, 1 very large, anteriorly much incrassate, and strongly recurved; 2 much smaller and shorter than the first, broadest at the apex, and straightly truncate; 3 small and slender; 4 shorter than the third, quadrate; 5 shorter than the fourth, transverse; 6 larger and longer than the fifth; 7 broader than the sixth, short, transverse; 8-10 much incrassate, pubescent, forming a scarcely subfoliate club, apical joint very obliquely excavated at its extremity.

Maxillary palpi (Pl. III., A, fig. 5, w) short, very robust, four-jointed, 1 small, incrassate at the apex; 2 very large, pyriform, turgidly incrassate, broadly truncate at the apex; 3 much more slender than the second, short, suboblong; 4 more slender than the third but nearly as long, obtusely conical.

Labial palpi (Pl. III., A, fig. 6, m) rather short and rather robust, three-jointed, 1 very minute; 2 large, subcylindric; 3 very short, subquadrate, emarginate in front.

Labrum (Pl. III., A, fig. 3) short, transverse, strengthened with broad lateral costae at the base, ovally rounded and emarginate in front, and furnished with several moderate setae.

Mandibles (Pl. III., A, fig. 4) rather small, with a strong dorsal costa, and armed near the apex with several sharp teeth.

Maxillae (Pl. III., A, fig. 5) moderate, unilobed, the lobe long and slender, armed at the apex with several sharp teeth, of which the intermediate are wanting. (This peculiar arrangement of the teeth is persistent in all the maxillae I have seen, and is therefore not accidental.) Stipes very small.

Mentum (Pl. III., A, fig. 6, j) large, subquadrate, dilated at the base.

Lobium (Pl. III., A, fig. 6, k) for the most part concealed by the mentum, the anterior portion only being visible: this is acuminate, and furnished with rather large paraglossae.

Lingua (Pl. III., A, fig. 6, l) very large, rather short, fan-shaped, very broadly dilated, extending considerably beyond the outer side of the palpi.

Pronotum rather large, anterior margin entire, either circularly or ovally rounded, hinder angles generally very much produced.

Scutellum generally small and rounded.

Elytra short, generally subtruncate, often attenuated posteriorly.

Wings small and narrow, with the membrane elongate-oval, very thin, fringed on the hinder margin, and strengthened with the usual neuration.

Abdomen composed of seven segments, the four basal coriaceous, and the three apical corneous, the four basal segments furnished with small inflexed lateral processes.

Prothorax (Pl. III., A, fig. 2, a) rather small, with the *prosternum* moderate, elevated between the coxæ and broadly dilated behind them; *episterna* minute; *epimera* rather large, enclosing the coxal cavities; coxal cavities oval, not contingent.

Pectus with the *mesosternum* (Pl. III., A, fig. 2, d) moderate, excavated in front; *episterna* rather large, subquadrate; *epimera* moderate, humeral, rather distant from the coxal cavities; coxal cavities rounded, moderately distant.

metasternum (Pl. III., A, fig. 2, g) moderate, transverse, not extending to the sides of the body, posterior margin between the coxæ straight; *episterna* broad, rather short, not reaching to the coxæ; *epimera* narrow, with their extremities triangularly inflexed, in other parts hidden by the epipleural folds of the elytra.

Venter composed of six segments, with the basal segment very large, equal to the other five in length; the rest as long as each other, apical segment entire.

Legs anterior with the coxæ oval; trochanters small, trigonal; femora moderate, simple; tibiæ long and slender, slightly recurved, pilose; tarsi four-jointed, 1 long; 2 shorter than the first, deeply bifid; 3 minute; 4 very long and slender; claws very slender, faintly dentate at the base beneath.

intermediate like the anterior, but rather shorter.

posterior like the intermediate, but longer, with the tibiæ setose on the outer side near the apex.

Coxæ anterior oval, not contingent, or prominent.

intermediate rounded, moderately distant.

posterior remote, elongate-oval, reaching to the epimera.

Sericoderus is the most universally distributed genus of the *Corylophidæ*; its species have been found in every country of both hemispheres into which entomology has yet penetrated. But it is very difficult to determine between true species (or rather the conventional species of science) and local races, and on this account among those described in the following pages some may eventually be found to belong to the latter category.

SPECIERUM EPITOMA.

- L. c. 1.25 mm.—Oblongo-ovalis, convexus, obscure ferrugineus, pronoto brevi, ped. atque ant. longis, gracilibus, flavis **latus.**
- L. c. 1.25 mm.—Obconicus, ferrugineus, pronoto antice circulariter rotundato, distincte punctato, ped. flavis, ant. flavis, brevibus, valde robustis **forticornis.**
- L. c. 0.80 mm.—Ovalis, maribus postice attenuatus, flavescens, elytris marium castaneis, pronoto antice parum producto, fere impunctato, ped. atque ant. flavis, sat longis, gracilibus, clavibus obscuris **lateralis.**
- L. c. 0.80 mm.—Obconicus, rufo-testaceus, elytris profunde asperatis, longe pilosis, ped. atque ant. flavis **pubipennis.**
- L. c. 0.75 mm.—Obconicus, rufo-testaceus, elytris confertim asperatis, ped. atque ant. flavis, clavibus obscuris **pallidulus.**
- L. c. 0.65 mm.—Brevis, sat latus, ferrugineus, pronoto circulariter rotundato, ped. flavis, ant. flavis, brevibus, robustis **subquadratus.**
- L. c. 1 mm.—Suboblongus, brevis, pronoto aurantiaco, elytris castaneis, ped. læte flavis, ant. flavescens, robustis, articulis 4 et 6 incrassatis **fulvicollis.**

- L. c. 1 mm.—Previs, latus, postice attenuatus, castaneus, pilis brevissimis vestitus, ped. atque ant. brevibus, flavis, ant. articulo 3, incrassato. crassus.
- L. c. 1.10 mm.—Obconicus, modice convexus, nitidissimus, flavus, indistincte punctatus, pronoto permagno, elytris attenuatis, ped. robustis atque ant. brevibus, late flavis brevicornis.
- L. c. 0.70 mm.—Subovatus, sat angustus, obscure flavus, pilis brevibus aureis vestitus, ped. obscure flavis, ant. obscure flavis, clava infuscata, articulo apicali abrupte excavato minutus.

Sericoderus brevicornis.

S. brevicornis, Matthews, Wien. Ent. Zeit. ix. p. 151, 1890.

L. c. $\frac{9}{16}$ lin. = 1.12 mm.—Obconicus, modice convexus, nitidissimus, flavus, pilis aureis vestitus; *pronoto* permagno, lato, antice circulariter rotundato, haud reflexo, indistincte punctato, interstitiis glabris, nitidissimis, margine basali vix sinuata, angulis longe productis, acutissimis; *elytris* postice attenuatis, pronoto haud latioribus, plus quam sesqui longioribus, ad humeros latissimis, leviter et confertissime asperatis, stria suturali profunda, lateribus rectis, marginatis, apicibus minime rotundatis; abdomine rufo-ferrugineo; antennis perbrevibus, atque pedibus robustis, late flavis.

Body obconic, moderately convex, very shining, yellow, clothed with golden hair.

Head dusky yellow; eyes black and prominent; antennæ very short, robust, bright yellow.

Thorax very large and broad, circularly rounded, but not reflexed in front, indistinctly punctured, with the interstices smooth and very shining, basal margin faintly sinuated, with the angles very much produced and very acute.

Scutellum large, rounded, and indistinctly punctured.

Elytra attenuated posteriorly, not broader but more than one-half longer than the thorax, widest at the shoulders, lightly but very closely asperated, sutural stria deep, sides straight and margined, extremities very slightly rounded.

Abdomen moderately exserted, rufo-ferruginous.

Legs robust, bright yellow.

Under parts rufo-ferruginous.

Differs from others in large size, less convex form, much larger thorax, short robust antennæ, and faint sculpture.

Habitat, not recorded. (Australia.—E.D.)

A single example of this large and very distinct species is in the collection of M. Jekel, at present in possession of P. B. Mason, Esq., of Burton-on-Trent.

Sericoderus latus.

S. latus, Matthews, Biol. Cent.-Amer., Col. ii. pt. i. p. 117, 1887.

L. c. $\frac{3}{16}$ – $\frac{11}{16}$ lin. = 1.12–1.37 mm.—Suboblongus, valde convexus, nitidus, obscure ferrugineus, pronoto dilutiori, pilis aureis dense vestitus; *pronoto* brevi, antice sat producto, haud semicirculari, ad basim latissimo, flaveseenti, nitidissimo, indistincte punctato, margine basali profundissime sinuata, angulis acutis, valde productis; *elytris* ovalibus, postice sat attenuatis, pronoto sesqui longioribus, haud latioribus, ad humeros latissimis, ordinibus transversis, fere rectis, modice sed confertim asperatis, stria suturali utrinque impressis, apicibus rotundatis; abdomine longius exserto, obtuso, dilutiori; pedibus atque antennis longis, gracilibus, flavis.

Head moderate, antennæ rather long, with the intermediate joints very slender, sixth joint much longer but not broader than the seventh, club very much incrassated.

Thorax short, produced in front, not semicircular, widest at the base, flavescens and very shining, indistinctly punctured, basal margin deeply sinuated, with the angles acute and much produced.

Scutellum moderate, rounded, faintly asperate.

Elytra oval, slightly attenuated posteriorly, one-half longer but not broader than the thorax, widest at the shoulders, moderately but closely asperated in nearly straight transverse rows, with a stria on each side of the suture, extremities rounded.

Abdomen considerably exposed, obtuse, flavescens.

Legs long and slender, yellow.

Under parts ferruginous, with the venter pale.

Differs from others in the shape of its thorax, longer elytra, longer, more slender, and diversely formed antennæ.

Habitat, Europe. Found by myself in Sherwood Forest, in Nottinghamshire, not uncommonly; Guatemala, Panajachel (Champion) one specimen.

Sericoderus forticornis, sp. n.

L. c. $\frac{1}{16}$ lin. = 1.25 mm.—Obconicus, convexus, nitidus, ferrugineus, pilis aureis dense vestitus; *capite* magno, facile exserto, distincte punctato, oculis magnis, prominentibus; *pronoto* modico, flavescens, circulariter rotundato, ad basim latissimo, distincte sat confertim punctato. interstitiis nitidis, margine anteriori reflexa, margine basali profunde sinuata, scutellum versus valde producta, angulis acutis, longe productis; *elytris* pronoto plus quam sesqui longioribus, haud latoribus, ad humeros latissimis, postice multum attenuatis, profunde et confertim asperatis, linea profunda suturali utrinque impressis, lateribus sat late marginatis, apicibus fere rectis; abdomine longius exserto, flavescens; pedibus modicis, flavis; antennis sat brevibus, flavis, valde robustis, articulo septimo sexto paullo majori.

Head large, easily exserted, distinctly punctured; eyes large and prominent; antennæ yellow, rather short, very robust, with the seventh joint as large or larger than the sixth, and the club moderately incrassate.

Thorax moderate, yellow, circularly rounded, widest at the base, distinctly and closely punctured, with the interstices shining, anterior margin reflexed, basal margin deeply sinuated and much produced towards the scutellum, with the angles acute and very much produced.

Scutellum very short and much rounded.

Elytra more than one-half longer but not broader than the thorax, widest at the shoulders, much attenuated posteriorly, deeply and closely asperate, with a deep stria on each side of the suture, sides rather broadly margined, apex nearly straight.

Abdomen much exserted, flavescens.

Legs moderate, yellow.

Under parts testaceous.

Differs from other species in its more attenuated form, circularly rounded and distinctly punctured thorax, with a deeply sinuated basal margin, and in its rather short and very robust antennæ, of which the seventh joint is as large as or larger than the sixth.

Habitat, Europe. Of this species a single specimen was found by myself in the South of England, probably in Oxfordshire, but I have no note of the exact locality.

Sericoderus lateralis.

(*Cossyphus*) *lateralis*, Gyllenhal, Ins. Suec. iv. p. 516, 1827.

S. thoracicus, Steph.

S. pubescens, Schupp.

S. lividus, Dej.

L. e. $\frac{6}{16}$ – $\frac{7}{16}$ lin. = 0.75–0.87 mm.—Maribus postice attenuatus, feminis ovalis, convexus, nitidus, vel castaneus, pronoto flavescenti, vel totus flavescens, pilis aureis vestitus; *pronoto* antice parum producto, haud semicirculari, ad basim latissimo, nitidissimo, fere impunctato, lateribus marginatis, margine basali profundissime sinuata, angulis latis, acutis, et longe productis; *elytris* sat brevibus, maribus valde attenuatis, pronoto vix sesqui longioribus, haud latioribus, linea profunda ad suturam impressis, profunde asperatis, lateribus marginatis, apicibus latis, rotundatis; abdomine modice exserto, flavescenti; pedibus longis, gracilibus, lute flavis; antennis longis, gracilibus, flavis; clava obscuriori, articulo sexto septimo longiori, haud latiori.

Head moderate, ferruginous; eyes rather prominent; antennae long and slender, yellow, with the club dusky, with the sixth joint longer but not broader than the seventh.

Thorax rather produced in front, not semicircular, widest at the base, very shining, almost impunctate, sides margined, basal margin very deeply sinuated, with the angles broad, acute, and very much produced.

Scutellum large, with the apex rounded.

Elytra rather short, much attenuated in the males, not broader and scarcely one-half longer than the thorax, with a deep sutural stria, deeply asperate, sides margined, extremities broad and rounded.

Abdomen moderately exserted, flavescens.

Legs long and slender, bright yellow.

Under parts either castaneous or testaceous.

This species appears to be truly cosmopolitan. I can find no sculptural difference between the European specimens and those which I have received from South Africa, Japan, Australia, New Zealand, the Atlantic Islands, America, and other places; and it is, I think, doubtful whether *S. pubipennis*, *S. pallidulus*, and *S. latus* are not extreme local varieties of this species. But as these exhibit considerable diversity in the form of the body and length of the antennae, I have separated them from *S. lateralis*.

Sericoderus crassus.

S. crassus, Matthews, Ann. and Mag. Nat. Hist., 1887, p. 108.

L. e. $\frac{8}{16}$ lin. = 1 mm.—Brevis, latus, postice attenuatus, convexus, nitidus, pilis brevissimis aureis vestitus, castaneus; *pronoto* modico, antice ovaliter rotundato, haud reflexo, leviter marginato, fere impunctato, nitidissimo, margine basali leviter sinuata, angulis acutissimis, valde productis; *elytris* pronoto haud latioribus, sesqui longioribus, ad humeros latissimis, confertim, non profunde asperatis, interstitiis nitidis, stria suturali distincta, lateribus rectis, marginatis, apicibus latis, rotundatis; pygidio modice exserto, castaneo; pedibus atque antennis sat brevibus, flavis, harum articulo sexto valde incrassato.

Body short and broad, attenuated posteriorly, convex, shining, clothed with very short golden hair, castaneous.

Head moderate; eyes black; antennae yellow, with the sixth joint much enlarged.

Thorax moderate, ovally rounded, but not reflexed in front, slightly margined, almost impunctate, very shining, basal margin slightly sinuated, with the angles very acute and much produced.

Scutellum large and much rounded.

Elytra not broader, but one-half longer than the thorax, widest at the shoulders, closely but not deeply asperate, with the interstices shining, sutural stria distinct, sides straight and margined, extremities broad and rounded.

Abdomen with the pygidium exposed, castaneous.

Legs moderate, yellow.

Under parts castaneous, head and prothorax paler.

Differs from *S. lateralis* in its shorter and broader form, finer sculpture, and in the enlargement of the sixth joint of the antennæ.

Habitat, South America. Found in Chili.

Sericoderus pubipennis.

S. pubipennis, Sharp, Trans. R. Dublin Soc. iii. p. 128, 1885.

L. c. $\frac{7}{16}$ lin. - .87 mm.—Obconicus, convexus, nitidus, rufo-testaceus, pilis aureis vestitus; *pronoto* sat brevi, semiovali, fere impunctato, nitidissimo, margine anteriori vix reflexâ, margine basali profunde sinuatâ, scutellum versus producta, angulis acutis, valde productis; *elytris* sat longis, pronoto vix latioribus, fere duplo longioribus, postice parum attenuatis, profunde et sat confertim punctatis, interstitiis nitidis, lateribus fere rectis, apicibus latis, modice rotundatis: pedibus atque antennis flavis, harum clavus piceis.

Head small, dusky.

Thorax semioval, rather short, almost impunctate, very shining, with the anterior margin scarcely reflexed, basal margin deeply sinuated, produced towards the scutellum, with the angles acute and much produced.

Scutellum large, rounded.

Elytra rather long, slightly attenuated posteriorly, scarcely broader but nearly twice longer than the thorax, deeply and rather closely punctured, with the interstices shining, sides nearly straight, apex broad, moderately rounded.

Abdomen flavescens.

Legs bright yellow.

Differs from *S. lateralis* in its longer pubescence, more deeply asperated elytra, and dark club of the antennæ. Probably a local race.

Habitat, Maui, Sandwich Islands.

Sericoderus fulvicollis.

S. fulvicollis, Reitter, Mitth. Münch. Ent. Ver. i. p. 126, 1877.

S. australis, Matthews, Ann. and Mag. Nat. Hist., 1887, p. 108.

L. c. $\frac{8}{16}$ lin. - 1 mm.—Suboblongus, brevis, convexus, nitidus, pilis brevibus flavis sat dense vestitus, pronoto aurantiaco, elytris piceo-castaneis; *pronoto* modico, antice ovaliter rotundato et leviter reflexo, punctis exiguis remotis impresso, interstitiis levissime alutaceis, nitidissimo, margine posteriori, profunde sinuata, angulis longe productis, acutissimis; *elytris* pronoto haud latioribus, plus quam sesqui longioribus, ad humeros latissimis, confertim et profunde asperatis, obscure castaneis, striâ suturali profunda, lateribus marginatis, fere rectis, apicibus latissimis, modice rotundatis; pygidio minime exserto; pedibus modicis, læte flavis; antennis robustis, obscure flavis, articulis 4 et 6 incrassatis.

Body suboblong, short, convex, and shining, rather closely covered with short yellow hair.

Head moderate, dusky; eyes large and prominent; antennæ dusky yellow, robust, with the fourth and sixth joints enlarged.

Thorax moderate, ovally rounded and slightly reflexed in front, marked with minute remote punctures, with the interstices faintly alutaceous and very shining, basal margin deeply sinuated, with the angles much produced and very acute.

Scutellum large, rounded, and punctured.

Elytra not broader, but more than one-half longer than the thorax, widest at the shoulders, dark castaneous, closely and deeply asperate, sutural stria deep, sides margined nearly straight, extremities very broad, moderately rounded.

Abdomen with the pygidium slightly exposed.

Legs moderate, bright yellow.

Under parts castaneous, prothorax and terminal segments of the venter yellow.

Differs from *S. lateralis* in its shorter and broader form, and robust antennæ, with the fourth and sixth joints incrassated.

Habitat, Australia. One specimen only, found near Hobart Town, now in the collection of the British Museum.

Sericoderus pallidulus.

S. pallidulus, Reitter, Mitth. Munch. Ent. Ver. i. p. 127, 1877.

L. c. $\frac{5}{16}$ – $\frac{7}{16}$ lin. = .75–.87 mm. —Obconicus, modice convexus, nitidus, rufo-testaceus, pilis aureis vestitus; *pronoto* brevi, semiovali, antice sat attenuato, indistinctissime punctato, interstitiis nitidissimis, margine anteriori haud reflexa, margine basali scutellum versus valde producta, angulis latis, productis et acutis; *elytris* pronoto plus quam sesqui longioribus, parum angustioribus, ad humeros latissimis, modice et sat confertim punctatis, interstitiis alutaceis, ad suturam leviter impressis, lateribus rectis, haud marginatis, apicibus ad suturam valde rotundatis; pygidio solo exserto, flavo; pedibus læte flavis; antennis flavis, clavis infuscatis.

Head small, dusky; eyes black, small, and prominent; antennæ short, yellow, with the club dusky.

Thorax short, semioval, narrowed in front, indistinctly punctured, with the interstices very shining, anterior margin not reflexed, basal margin much produced towards the scutellum, with the angles produced, broad and acute.

Scutellum broad, triangular.

Elytra more than once and a half longer, and rather narrower than the thorax, broadest at the shoulders, moderately but rather closely punctured, with the interstices alutaceous, with a faint impression on each side of the suture, sides straight not margined, extremities much rounded towards the suture.

Abdomen yellow, with the pygidium only exposed.

Legs moderate, bright yellow.

Under parts castaneous, with the mouth, coxæ, and apex of the venter yellow.

Differs from *S. lateralis* in its smaller size, closer sculpture, and separately rounded extremities of the elytra.

Habitat, Australia. Found near Adelaide.

Sericoderus subquadratus.

Trichopteryx subquadratum, Nietner, Ann. and Mag. Nat. Hist. (2) xix. p. 374, 1857.

L. c. $\frac{5}{16}$ – $\frac{6}{16}$ lin. = .63–.75 mm. —Subolongus, maribus postice attenuatus, valde convexus, nitidus, ferrugineus, pronoto diluitori, pilis aureis sat dense vestitus; *pronoto* modico, antice circulariter rotundato, fere impunctato, flavescenti, nitidissimo, margine basali modice sinuata, angulis acutis productis; *elytris* brevibus, maribus postice attenuatis, pronoto parum longioribus, haud latioribus, ad humeros

latissimis, striâ suturali leviter impressâ, confertim sat profunde asperatis, lateribus fere rectis, apicibus rotundatis; abdomine longius exserto, dilutiori; pedibus gracilibus, flavis; antennis flavis, brevibus, sat robustis, articulis intermediis fere equalibus, clavis valde incrassatis.

Head rather small; eyes moderate; antennæ short, rather robust, with the intermediate joints nearly equal in size, and the club unusually incrassate.

Thorax moderate, nearly semicircular in front, almost impunctate, yellow, very shining, basal margin moderately sinuated, with the angles acute and produced.

Scutellum small, rounded.

Elytra short, attenuated in the males, rather longer but not broader than the thorax, widest at the shoulders, marked with a faint sutural striâ, closely and rather deeply asperate, sides nearly straight, extremities rounded.

Abdomen considerably exposed, pale.

Legs slender, yellow.

Under parts ferruginous, with the apical segments of the venter pale.

Differs from others in its small size, shorter posterior angles of its thorax, short and rather robust antennæ, with the intermediate joints nearly equal to each other.

Habitat, Asia. Found in Ceylon by Mr. Nietner.

Sericoderus minutus, sp. n.

L. c. $\frac{5}{16}$ — $\frac{6}{16}$ lin. = 63–75 mm.—Subovatus, sat angustus, nitidulus, obscure flavus, pilis brevibus aureis vestitus; capite modico, obscurato, antennis sat brevibus, obscure flavis, clava fusciscenti, articulo apicali abrupte excavato; pronoto modico, antice ovaliter rotundato, ad basim latissimo, glabro, nitido, margine basali leviter sinuata, angulis acutis, valde productis; elytris pronoto plus quam sesqui longioribus, haud latioribus, ad humeros latissimis, confertim sed leviter asperatis, lateribus fere rectis, leviter marginatis, apicibus latis, valde rotundatis; pedibus sat parvis, testaceis.

Body subovate, rather narrow, moderately shining, dusky yellow, covered with short golden hair.

Head moderate, dusky; antennæ rather short, dusky yellow, club darker, with the apical joint abruptly excised.

Thorax moderate, ovally rounded in front, widest at the base, smooth and shining, basal margin slightly sinuated, with the angles acute and much produced.

Scutellum large, subtriangular.

Elytra more than one-half longer, but not broader than the thorax, widest at the shoulders, closely but faintly asperate, sides nearly straight, slightly margined, extremities broad and much rounded.

Legs small, testaceous.

Under parts dusky testaceous.

Differs from others in its minute size and uniform dusky colour.

Habitat, America. Found plentifully by Mr. Smith in the islands of Grenada and St. Vincent in the West Indies.

TRIBE IV.—Corylophina.

There is considerable diversity in the form of the thorax among the genera which I have placed in this tribe. In some of them the posterior angles are produced after the manner of the *Sericoderina*, but all differ from that tribe in having entire, not truncate, elytra. They vary very much in the number of the joints of the antennæ, but among the *Corylophidæ* this can only be regarded as a generic character.

GENERUM EPITOMA.

Corpus pubescens, postice attenuatum. Pronoti anguli posteriores producti. Antennæ 11-articulatæ, art. 5 et 7 valde incrassati . . .	Microstagetus.
Corpus ovale. Tibiæ anteriores longæ, curvate. Pronoti anguli posteriores acuti. Antennæ 8-articulatæ, art. 5 exiguus . . .	Oligarthrum.
Corpus subhemisphericum, nitidissimum. Pronotum antice abrupte deflexum, angulis posterioribus haud productis. Antennæ 10-articulatæ, art. 6 magnus . . .	Peltinus.
Corpus plerumque postice attenuatum. Pronoti anguli posteriores valde producti. Antennæ 9-articulatæ, art. 5 incrassatus . . .	Corylophus.
Corpus subhemisphericum, ovatum, nitidum. Pronoti anguli posteriores producti. Antennæ 10-articulatæ, art. 6 elongatus . . .	Micrôm.
Corpus plerumque hemisphericum, nitidum. Pronoti anguli posteriores plerumque obtusi. Antennæ 11-articulatæ . . .	Corylophodes.
Corpus subhemisphericum, nitidissimum. Pronotum magnum, angulis posterioribus acutis. Antennæ 11-articulatæ, art. 1 permagnus, 7 elongatus et incrassatus . . .	Catoptyx.
Corpus ovale. Pronoti anguli posteriores haud producti. Antennæ 9-articulatæ . . .	Lepadodes.
Corpus subovatum. Pronotum magnum, angulis posterioribus acutissimis, longe productis. Antennæ 11-articulatæ, art. 7 valde elongatus . . .	Hoplicnema.
Corpus subhemisphericum. Pronotum magnum, angulis posterioribus parum productis. Antennæ 11-articulatæ, art. 7 magno, elongato, incrassato . . .	Lewisium.

MICROSTAGETUS. Pl. III., C.

Microstagetus, Wollaston, Ann. and Mag. Nat. Hist. (3) viii. p. 103, 1861.

Corpus subovatum, antice latissimum.

Caput magnum, latum, sat expositum, deflexum, parte gulari convexa; oculis magnis, prominentibus; antennis juxta oculos insertis.

Antennæ (Pl. III., C, fig. 7) undecim articulatæ; 1 permagno, crasso, recurvato; 2 turgide ovato, primo plus quam duplo brevioribus; 3 et 4 multo gracilioribus, parvis, brevibus; 5 sat magno, transverso, intus valde producto; 6 parvo, cyathiformi; 7 permagno, transverse oblongo, intus longe producto; 8 parvo, brevi, cyathiformi; 9-11 validissime incrassatis, clavam foliatam formantibus, cujus articulus intermedius cæteris brevior, apicalis cæteris major et subovatus existit.

Palpi maxillares (Pl. III., C, fig. 5, w) magni, robustissimi, 4-articulati; 1 minuto, subtriangulari; 2 permagno, inflatè turgido, antice contracto, apice leviter excavato; 3 brevissimo, transverso; 4 elongato, sat gracili, obtuse subconico, apice excavato, angulis productis, acutissimis.

Palpi labiales (Pl. III., C, fig. 6, m) breves, crassi, triarticulati; 1 exiguo; 2 magno, subcylindrico; 3 secundo vix angustiori, duplo breviori, subquadrato, margine anteriori setis perbrevis fimbriata.

- Labrum* (Pl. III., C, fig. 3) magnum, suboblongum, antice rotundatum, medium leviter emarginatum, basim versus quasi collari tumido instructum.
- Mandibule* (Pl. III., C, fig. 4) simplices, siculiformes, intus ad basim serratæ.
- Maxille* (Pl. III., C, fig. 5) unilobatæ, lobo magno robusto, fortissime uncinato, atque dentibus multis, longis, curvatis, acutissimis, ad apicem armato. Stipes parvus.
- Mentum* (Pl. III., C, fig. 6, j) suboblongum, ad basim dilatatum, antice leviter concavatum.
- Labium* (Pl. III., C, fig. 6, k) valde elongatum, ad basim leviter dilatatum, costis lateralibus angustis firmatum, atque paraglossis longis, erectis, acutis, ad apicem instructum.
- Lingua* (Pl. III., C, fig. 6, l) parva, angusta, fere tota pone paraglossas atque palpos occulta.
- Pronotum* sat magnum, margine anteriori circulariter rotundata, media levissime concavata, margine posteriori fere recta, angulis parum acutis, haud productis.
- Scutellum* parvum, rotundatum.
- Elytra* integra.
- Alæ* amplæ, sat longæ, membranâ tenuissimâ ovali, nervis solitis, sed debilioribus firmatâ, margine posteriori fimbriatâ.
- Abdomen* segmentis septem compositum, quinque basalibus coriaceis, duobus apicalibus magnis, corneis.
- Prothorax* (Pl. III., C, fig. 2, a) parvus, *prosterno* modico, inter coxas elevato, et postice producto, et sat dilatato; *episternis* minutis, inconspicuis; *epimeris* modicis, coxarum receptacula cingentibus; receptaculis coxarum ovalibus.
- Pectus mesosterno* (Pl. III., C, fig. 2, d) brevi, antice excavato; *episternis* sat parvis, fere trigonalibus; *epimeris* sat longis, humeralibus, a receptaculis coxarum longius distantibus; receptaculis coxarum rotundatis, modice remotis.
- metasterno* (Pl. III., C, fig. 2, g) sat magno, ad latera corporis non extenso, margine posteriori inter coxas rectâ; *episternis* magnis, latis, metasterno pariter longis; *epimeris* angustis, totis sub elytris occultis.
- Venter* segmentis sex compositus; 1 sat magno, secundo plus quam duplo longiori; 2-6 brevibus, seipsis pariter longis.
- Pedes antici* trochanteribus parvis, trigonalibus; femoribus modicis; tibiis sat longis, ad apices dilatatis, setosis; tarsis 4-articulatis, 1 et 2 fere paribus; 3 præcedentibus minori; 4 elongato, gracili; unguibus modicis, mediis leviter denticulatis.
- intermedii* anticis similes, sed articulo secundo tarsorum bifido.
- postici* intermediis similes, sed articulo basali tarsorum elongato.
- Coxæ anteriores* suboblongæ, nec contingentes, neque prominentes.
- intermediae* rotundatæ, longius distantes.
- posteriores* sat magnæ, pyriformes, longe remotæ, ad episterna extensæ.

Body subovate, broadest in front.

Head large and broad, moderately exposed, deflexed, with the gular portion convex; eyes large and prominent; antennæ inserted very near the eyes.

Antennæ (Pl. III., C, fig. 7) 11-jointed; 1 very large and robust, recurved; 2 turgidly ovate, more than twice shorter than the first; 3 and 4 much more slender than the second, small, and short; 5 large, transverse, much produced on the inner side; 6 small, cyathiform; 7 very large, transversely oblong, excessively produced on the inner side; 8 small and short, cyathiform; 9-11 exceedingly incrassated, forming a foliate club, of which the intermediate joint is the smallest, and the apical largest and subovate.

Maxillary palpi (Pl. III., C, fig. 5, w) large and very robust, 4-jointed; 1 minute, subtriangular; 2 very large, turgidly incrassate, contracted toward the apex, with the apex slightly excavated; 3 very short, transverse; 4 elongate, rather

- slender, obtusely subconic, excavated at the apex, with the extremities produced and acute.
- Labial palpi* (Pl. III., C, fig. 6, m) short and stout, 3-jointed; 1 very small; 2 large, subcylindric; 3 scarcely narrower than the second, but twice shorter, subquadrate, with the anterior margin fringed with short setæ.
- Labrum* (Pl. III., C, fig. 3) large, suboblong, rounded in front, and slightly emarginate in the middle, and enlarged near the base, with semicircular elevation in the form of a collar.
- Mandibles* (Pl. III., C, fig. 4) simple, shaped like a sickle, serrated on the inner edge towards the base.
- Maxillæ* (Pl. III., C, fig. 5) unilobed, with the lobe large and robust, very strongly hooked, and armed with long, curved, and very sharp teeth. Stipes small.
- Mentum* (Pl. III., C, fig. 6, j) suboblong, dilated at the base, and slightly concave anteriorly.
- Labium* (Pl. III., C, fig. 6, k) long and rather narrow, slightly dilated towards the base, strengthened with narrow lateral costæ, and furnished at the apex with long, erect, and acute paraglossæ.
- Lingua* (Pl. III., C, fig. 6, l) small and narrow, almost entirely hidden by the palpi and paraglossæ.
- Pronotum* rather large, with the anterior margin circularly rounded, but slightly concave at the middle, posterior margin nearly straight, with the angles rather acute, but not produced.
- Scutellum* small and rounded.
- Elytra* entire.
- Wings* ample, rather long, with the membrane very thin, oval, with the neuriation normal, but faint, posterior margin fringed with short setæ.
- Abdomen* composed of seven segments, the five basal coriaceous, and the two apical large, simple, and corneous.
- Prothorax* (Pl. III., C, fig. 2, a) small, with the *prosternum* moderate, elevated between the coxæ, and produced, and moderately dilated posteriorly; *episterna* minute and inconspicuous; *epimera* moderate, enclosing the coxal cavities; coxal cavities oval.
- Pectus* with the *mesosternum* (Pl. III., C, fig. 2, d) short and excavated in front; *episterna* rather small, almost trigonal; *epimera* humeral, rather long, widely distant from the coxal cavities; coxal cavities rounded and rather remote.
- metasternum* (Pl. III., C, fig. 2, g) rather large, not reaching to the sides of the body, with the posterior margin between the coxæ straight; *episterna* large and broad, as long as the metasternum; *epimera* narrow, entirely concealed by the epipleural fold of the elytra.
- Venter* composed of six segments: 1 rather large, more than twice as long as the second; 2-6 short, equal to each other in length.
- Legs anterior* with the trochanters small, trigonal; femora moderate; tibiæ rather long, dilated towards the apex, and setose; tarsi 4-jointed; 1 and 2 nearly equal; 3 much smaller; 4 elongate and slender; claws moderate, slightly denticulate on the under side near the middle.
- intermediate* like the anterior, but with the second joint of the tarsi bifid.
- posterior* with the basal joint of the tarsi elongate; in other respects similar to the anterior.
- Coxæ anterior* suboblong, not contingent, nor prominent.
- intermediate* rounded, rather widely distant.
- posterior* rather large, pyriform, widely remote, extending to the episterna.

This genus, which appears to be exclusively confined to the Atlantic Islands, presents in the form of its thorax and pubescent surface of its body considerable resemblance to the *Scricoderina*; but more properly belongs to this tribe on account

of the shape of its elytra, and thus becomes a connecting link between the two tribes. From the other genera of Corylophina, *Microstagetus* may be known by its pubescent surface, and by the remarkable shape of the joints of the antennæ.

Microstagetus parvulus.

M. parvulus, Wollaston, Ann. and Mag. Nat. Hist. (3) viii. p. 106, 1861.

L. c. $\frac{6}{16}$ – $\frac{7}{16}$ lin. = .75–.87 mm.—Ovatus, postice sat attenuatus, valde convexus, nitidus, ferrugineus, pilis flavis sat dense vestitus; *capite*, pronoto obtecto, magno, oculis magnis, valde prominentibus; *pronoto* parvo, antice circulariter rotundato, margine anteriori integrâ, reflexâ, leviter sed confertim punctato, margine basali modice sinuatâ, angulis valde acutis, parum productis; *elytris* pronoto parum latoribus, fere duplo longioribus, pone humeros latissimis, profunde et confertim punctatis, lateribus late marginatis, apice rotundato; pedibus longis, gracilibus, flavis; antennis longis, robustis, flavis.

Head covered by the thorax, large; eyes large and very prominent; antennæ long, robust, yellow.

Thorax small, circularly rounded, with the front margin entire and reflexed, lightly but closely punctured, basal margin moderately sinuated, with the angles slightly produced and very acute.

Scutellum moderate, obtusely triangular and deeply punctured.

Elytra rather broader, and nearly twice longer than the thorax, widest behind the shoulders, deeply and closely punctured, sides strongly margined, apex rounded, entire.

Legs long and slender, yellow.

Under parts testaceous.

Habitat, Atlantic Islands. Found in Madeira by Mr. Wollaston in hot-beds.

OLIGARTHURUM. Pl. IV., C.

Oligarthrum, Matthews, Ann. and Mag. Nat. Hist. 1887, p. 110.

Corpus ovale, convexum.

Caput modicum, sub pronoto totum occultum, ore modico; oculis sat magnis, prominentibus; antennis prope oculos insertis.

Antennæ (Pl. IV., C, fig. 7) sat breves, 8-articulatæ; 1 sat magno, pyriformi, modice recurvato; 2 gracili atque brevi; 3 secundo parum longiori et latiori; 4 tertio fere duplo longiori et latiori; 5 perbrevis, transverso; 6–8 valde incrassatis, clavam subfoliatam formantibus, apicali cæteris multo majori et obtuse acuminato.

Palpi non dissecti, sed in situ visi articulos ad modum Corylophorum typicorum formatos omnes exhibuerunt.

Partes aliæ oris non examinatæ.

Pronotum magnum, margine anteriori integrâ, valde rotundatâ, margine basali sinuatâ, angulis sat acutis.

Scutellum modicum, rotundatum.

Elytra integra, sat longa, obtusa.

Alæ atque *Abdomen* non examinatæ.

Prothorax (Pl. IV., C, fig. 2, a) *prosterno* parvo, inter coxas sat late elevato atque pone eas dilatato; *episternis* inconspicuis; *epimeris* sat magnis, coxarum receptacula partim cingentibus; receptaculis coxarum magnis, ovalibus, antice atque postice partim apertis, prosterno elevato divisis.

Pectus mesosterno (Pl. IV., C, fig. 2, d) sat brevi; *episternis* magnis, suboblongis; *epimeris* humeralibus, angustis, a receptaculis coxarum remotis; receptaculis coxarum magnis, fere circularibus, modice distantibus.

- metasterno* (Pl. IV., C, fig. 2, g) modico, transverso, a corporis lateribus remoto, margine posteriori inter coxas levissime rotundata; *episternis* magnis, latis, metasterno longioribus; *epimeris* angustis, totis sub elytris occultis.
- Venter* segmentis sex compositus; 1 permagno, longo; 2-6 sibiipsis pariter longis, apicali integro.
- Pedes antici* trochanteribus parvis, trigonalibus; femoribus longis, simplicibus; tibiis praelongis, gracilibus, fortiter incurvatis; tarsis 4-articulatis; 1 sat longo, simplici; 2 bilobato; 3 minuto; 4 longo, gracili; unguibus modicis, robustis.
- intermedii* anticis multo breviores, tibiis hand incurvatis, alioqui similes.
- postici* intermediis longiores, tibiis apicem versus setosis, alioqui similes.
- Coxæ anteriores* magnæ, ovales, prosterno elevato divisæ, prominentes.
- intermediæ* magnæ, rotundatæ, modice distantes.
- posteriores* sat parvæ, subovatæ, sat remotæ.

Body oval, convex.

Head moderate, completely covered by the pronotum; mouth moderate; eyes rather large and prominent; antennæ inserted near the eyes.

Antennæ (Pl. IV., C, fig. 7) rather short, 8-jointed; 1 rather large, pyriform, moderately recurved; 2 short and slender; 3 rather longer and broader than the second; 4 nearly twice longer and broader than the third; 5 very short, transverse; 6-8 much incrassated, forming a subfoliate club, of which the apical joint is much the largest, and obtusely acuminate.

Palpi not dissected, but evidently formed after the manner of the true *Corylophi*. The other parts of the mouth have not been examined.

Pronotum large, anterior margin entire, much rounded, basal margin sinuated, with the angles rather acute.

Scutellum moderate, rounded.

Elytra entire, rather long, obtuse.

Wings and Abdomen not examined.

Prothoracæ (Pl. IV., C, fig. 2, a) with the *prosternum* small, rather broadly elevated between the coxæ, and much dilated behind them; *episterna* indistinct; *epimera* rather large, partly enclosing the coxal cavities; coxal cavities large, oval, open in front, and partly open behind, separated by the elevation of the *prosternum*.

Mesosternum (Pl. IV., C, fig. 2, d) rather short; *episterna* large, suboblong; *epimera* humeral and narrow, widely distant from the coxal cavities; coxal cavities large, nearly circular, moderately distant.

Metasternum (Pl. IV., C, fig. 2, g) moderate, transverse, not extending to the sides of the body, posterior margin between the coxæ faintly rounded; *episterna* large and broad, longer than the metasternum; *epimera* narrow, entirely concealed by the elytra.

Venter composed of six segments; 1 very large and long; 2-6 short, nearly equal to each other in length, apical joint entire.

Legs anterior with the trochanters small, trigonal; femora long and simple; tibiæ very long and slender, strongly incurved; tarsi 4-jointed; 1 rather long, simple; 2 bilobed; 3 small; 4 long and slender; claws moderate, robust.

intermediate like the anterior, but much shorter, with the tibiæ not incurved.

posterior like the intermediate, but longer, with the tibiæ setose on the inner side towards the apex.

Coxæ anterior large, oval, and prominent, separated by the elevation of the *prosternum*.

intermediæ large, rounded, and moderately distant.

posterior rather small, subovate, moderately remote.

This genus differs much from any other in its superficial appearance, and is especially distinguished by the peculiar formation of its eight-jointed antennæ, of which the second joint seems to form part of the funiculus, and is, contrary to the usual dimensions, smaller than the third; the third articulation seems to represent the more normal three or four joints, but I cannot perceive in it any vestiges of division, even when immersed in Canada balsam, and examined under a quarter-inch power; all the subsequent joints are of the usual Corylophide type. I did not venture to dissect the mouth of this unique specimen, but both the labial and maxillary palpi clearly exhibit the apical joint broad and rounded as in the genus *Corylophus*.

Oligarthrum Waterhousii.

A. Waterhousii, Matthews, Ann. and Mag. Nat. Hist. 1887, p. 110.

L. c. $\frac{6}{16}$ lin. = 0.75 mm.—Ovale, valde convexum, nitidum, sat profunde punctatum, castaneum; *pronoto* magno, antice ovaliter rotundato et modice reflexo, indistincte punctato, interstitiis glabris, nitidissimis, margine anteriori pellucidâ, margine basali leviter sinuatâ, angulis acutis; *clytris* pronoto sesqui longioribus, haud latioribus, ad humeros latissimis, sat profunde punctatis, interstitiis glabris, nitidis, lateribus leviter marginatis, apice valde obtuso; pygidio minime exserto; pedibus atque antennis rufo-testaceis.

Body perfectly oval, very convex, shining, rather deeply punctured on the elytra, castaneous.

Head rather large, mouth deflexed; eyes large and prominent, castaneous; antennæ inserted near the eyes, rather short, rufo-testaceous.

Thorax large, ovably rounded and moderately reflexed in front, indistinctly punctured, with the interstices smooth and very shining, anterior margin pellucid, basal margin faintly sinuated, with the angles acute.

Scutellum moderate, subtriangular.

Elytra one-half longer, but not broader than the thorax, widest at the shoulders, rather deeply punctured, with the interstices smooth and shining, sides slightly margined, apex entire, very obtuse.

Abdomen with the pygidium very slightly exposed.

Legs moderate, rufo-testaceous, anterior tibiæ very long, and much incurved.

Under parts entirely castaneous, metasternum and first ventral segment moderately and distinctly punctured.

Habitat, South America. Found in Chili.

The only example of this species which I have seen is in the collection of the British Museum. It may be easily recognized by its perfectly oval unicolorous body, the large size of its thorax, the long incurved anterior tibiæ, and the peculiar formation of its eight-jointed antennæ.

PELTINUS. PL. IV., A.

Peltinus, Mulsant, Opusc. Ent. xii. p. 137, 1861.

Corpus subhemisphericum, aliquando postice parum attenuatum, glabrum, nitidissimum.

Caput minutum, sub pronoto totum occultum; oculis modicis; subtus ore deflexo, et parte gulari brevi.

Antennæ (Pl. IV., A, fig. 7) geniculatæ, plerumque breves, robustæ, decem-articulatæ; 1 permagno, valde recurvato; 2 magno, ovato, primo breviori et minus incrassato; 3 secundo multo breviori et graciliori; 4 et 5 parvis, transversis;

- 6 permagno, valde incrassato; 7 sexto multo minori, intus sat producto; 8-10 magnis, valde incrassatis, clavam foliatum formantibus; 2-6 atque tribus apicalibus setis brevibus instructis.
- Palpi maxillares* (Pl. IV., A, fig. 5, w) magni, 1-articulati; 1 sat magno, pyriformi; 2 permagno, turgide incrassato, pyriformi, apice oblique truncato; 3 brevissimo, transverso; 4 obtuse conico.
- Palpi labiales* (Pl. IV., A, fig. 6, m) parvi, breves, triarticulati; 1 exiguo; 2 magno, semiovali; 3 secundo multo breviori, subquadrato, antice setis brevissimis instructo.
- Labrum* (Pl. IV., A, fig. 3) modicum, ad basim dilatatum, antice leviter emarginatum, lateribus rotundatis.
- Mandibula* (Pl. IV., A, fig. 4) modica, acute uncinnata, apices versus dentibus multis curvatis, atque apicibus ipsis imbricate trifidis armata.
- Maxille* (Pl. IV., A, fig. 5) unilobatae, lobo longo, gracili, ad apicem acute uncinnato et dentibus multis, acutis, armato. Stipes parvus.
- Mentum* (Pl. IV., A, fig. 6, j) angustum, elongatum, antice profunde excavatum, angulis productis, acutis.
- Labium* (Pl. IV., A, fig. 6, k) angustum, oblongum, paraglossis elongatis, tenuibus, antice instructum.
- Lingua* (Pl. IV., A, fig. 6, l) parva, antice leviter emarginata, et setis duabus mediis instructa.
- Pronotum* sat magnum, antice abrupte deflexum, margine anteriori integra, ovate rotundata, angulis posterioribus haud productis.
- Scutellum* parvum, plus minusve triangulare.
- Elytra* sat magna, integra, postice plerumque acuminata.
- Alae* amplae, elongatae, membrana tenuissima nervis solitis firmata.
- Abdomen* segmentis septem compositum, quatuor basalibus coriaceis, tribus apicalibus corneis et abrupte deflexis.
- Prothorax* (Pl. IV., A, fig. 2, a) prosterno exiguo, inter coxas elevato, et antice et postice acuminato; *episternis* inconspicuis; *epimeris* modicis; receptaculis coxarum permagnis, subovalibus, antice atque postice apertis; pronoto lateribus minime inflexis.
- Pectus mesosterno* (Pl. IV., A, figs. 2, d et e) brevi, fere toto deflexo; *episternis* humeralibus, subquadratis; *epimeris* modicis, ad coxarum receptacula extensis; receptaculis coxarum magnis, subovalibus, distantibus.
- metisterno* (Pl. IV., A, fig. 2, g) magno, transverso, ad latera corporis non extenso, postice inter coxas levissime rotundato; *episternis* longis, angustis, ultra coxas extensis; *epimeris* angustis, totis sub elytris occultis.
- Venter* segmentis sex compositus; 1 longo, 2-4 brevibus, inter sese paribus; 5 et 6 quarto longioribus, apicali majori, integro; segmentis quatuor basalibus processibus lateralibus magnis, sub elytris inflexis, instructis.
- Pedes antici* coxis magnis, ovalibus; trochanteribus brevibus; femoribus modicis, simplicibus; tibiis longis, haud incurvatis; tarsis 4-articulatis, 1 et 2 fere paribus, 2 antice profunde bifido, 3 minuto, 4 elongato, gracili; unguibus modicis, subtus ad basim incrassatis.
- intermedi* anticis multo breviores, trochanteribus ovalibus, tibiis apicem versus parum dilatatis atque externe spinosis, alioqui anticis similes.
- postici* intermediis similes, sed longiores, trochanteribus elongatis, claviformibus.
- Coxae anteriores* fere contingentes.
- intermediae* distantes.
- posteriores* remotae.

Body subhemispheric, slightly attenuated posteriorly, smooth and very shining.
Head very small, entirely covered by the thorax; eyes moderate; mouth deflexed, and gular region short.
Antennae (Pl. IV., A, fig. 7) geniculate, generally short and robust, 10-jointed;

1 very large and much recurved; 2 large, ovate, shorter and less incrassate than 1; 3 much shorter and more slender than 2; 4 and 5 small, transverse; 6 very large and much incrassated; 7 much smaller than 6, and rather produced on the inner side; 8-10 large and much incrassated, forming a foliated club; 2-6, and the three apical joints furnished with short setæ on the inner side.

Maxillary palpi (Pl. IV., A, fig. 5, w) large, 4-jointed; 1 rather large, pyriform; 2 very large, turgidly incrassate, pyriform, obliquely truncate at the apex; 3 very short, transverse; 4 obtusely conical.

Labial palpi (Pl. IV., A, fig. 6, m) small, short, 3-jointed; 1 very minute; 2 large, semioval; 3 much shorter than 2, subquadrate, furnished with very short setæ at the extremity.

Labrum (Pl. IV., A, fig. 3) moderate, dilated at the base, slightly emarginate in front, and rounded at the sides.

Mandibles (Pl. IV., A, fig. 4) moderate, sharply hooked, and armed with many curved teeth towards the apex; the apex itself is trifid, with the points imbricated on each other.

Maxillæ (Pl. IV., A, fig. 5) unilobed, with the lobe long and slender, sharply hooked, and armed with many sharp teeth near the apex.

Mentum (Pl. IV., A, fig. 6, j) narrow, elongate, anterior margin deeply excavated, with the angles produced and acute.

Labium (Pl. IV., A, fig. 6, k) narrow, oblong, with slender elongate paraglossæ on the anterior extremity.

Lingua (Pl. IV., A, fig. 6, l) small, faintly emarginate in front, and furnished with two short setæ at the emargination.

Pronotum rather large, abruptly deflexed in front, with the anterior margin entire and ovately rounded, hinder angles not produced.

Scutellum small, more or less triangular.

Elytra rather large, entire, generally acuminate posteriorly.

Wings ample, elongate, with the membrane very thin, and furnished with the usual neurulation.

Abdomen composed of seven segments, with the four basal segments coriaceous, and the three apical corneous, and abruptly deflexed.

Prothorax (Pl. IV., A, fig. 2, a) with the *prosternum* very small, elevated between the coxæ, and pointed in front and behind; *episterna* not perceptible; *epimera* moderate; coxal cavities very large, suboval, open in front and behind; margin of the pronotum very minutely inflexed.

Pectus with the *mesosternum* (Pl. IV., A, figs. d and e) short, almost wholly deflexed; *episterna* humeral, subquadrate; *epimera* moderate, extending to the coxal cavities; coxal cavities large, suboval, and rather distant.

metasternum (Pl. IV., A, fig. 2, g) large, transverse, not reaching to the sides of the body, posterior margin faintly rounded between the coxæ; *episterna* long and narrow, extending beyond the coxæ; *epimera* narrow, wholly concealed by the elytra.

Venter composed of six segments: 1 long; 2-4 short, equal to each other in length; 5 and 6 longer than the fourth; apical longer than the preceding and entire; the four basal segments furnished with large inflexed lateral processes.

Legs anterior with the coxæ large, oval; trochanters short; femora moderate, simple; tibiæ long, not incurved; tarsi 4-jointed; 1 and 2 nearly equal in length; 2 deeply bifid in front; 3 minute; 4 elongate and slender; claws moderate, incrassated on the under side of the base.

intermediate much shorter than the anterior, with the trochanters oval, tibiæ slightly dilated towards the apex, and spinose on the outer side; in other respects similar to the anterior.

posterior like the intermediate, but longer, with the trochanters elongate and claviform.

Coxæ anterior almost contingent.
intermediate rather distant.
posterior widely remote.

This very distinct and very pretty genus contains some of the most minute species of *Corylophidae*. They may superficially be recognized by the abrupt deflection of the front of the thorax; they differ also from other genera in the form of their antennæ, and in many anatomical characters. With one exception the species are all European, but seem confined to its southern regions.

SPECIERUM EPITOMA.

L. c. 0·87 mm.—Ovalis, minutissime et confertim punctatus, haud alutaceus, niger	Walkeri.
L. c. 0·75 mm.—Late ovalis, haud alutaceus, piceus, margine anteriori pronoto flava	orientalis.
L. c. 0·70 mm.—Subhemisphericus, totus alutaceus, castaneus	alutaceus.
L. c. 0·63 mm.—Hemisphericus, antice circulariter rotundatus, indistincte alutaceus, piceus	velatus.
L. c. 0·63 mm.—Subovatus, antice attenuatus, glaber, late castaneus	Matthewsii.

Peltinus Walkeri.

P. Walkeri, Matthews, Ent. Mo. Mag. xxii. p. 227, 1886.

L. c. $\frac{1}{10}$ – $\frac{7}{16}$ lin. = 0·75–0·87 mm. — Omnino ovalis, validissime convexus, nitidissimus, minutissime et confertim punctatus, interstitiis glabris, haud alutaceis, aterrimus; *pronoto* modico, antice ovaliter rotundato, margine anteriori vix reflexa, pellucida, minute et indistincte punctato, interstitiis glabris, nitidissimis, margine basali fere recta, angulis sat acutis; *elytris* pronoto duplo longioribus, vix latioribus, ad media latissimis, minute et sat confertim punctatis, interstitiis glabris, nitidissimis, lateribus leviter marginatis, apice obtuso; pygidio minime exserto, nigro; pedibus brevibus, piceo-testaceis; antennis sat longis, robustis, late flavis.

Body perfectly oval, exceedingly convex and very shining, very minutely and rather closely punctured, with the interstices smooth and shining, not alutaceous, deep black.

Head very small, piceous; eyes small; antennæ rather long and robust, bright yellow.

Thorax moderate, ovally rounded in front, with the margin scarcely reflexed, pellucid, minutely and indistinctly punctured, with the interstices smooth and shining, basal margin nearly straight with the angles rather acute.

Scutellum moderate, triangular.

Elytra twice longer, but scarcely broader than the thorax, widest at the middle, minutely and rather closely punctured, with the interstices smooth and shining, sides faintly margined, apex very obtuse.

Abdomen with the pygidium very slightly exposed, black.

Legs rather short, pitehy-testaceous.

Under parts piceous, with the head, prothorax, and edges of the ventral segments paler.

Differs from *P. alutaceus* in its rather larger size, oval and not attenuated form, smaller thorax, piceous legs, large bright yellow antennæ, deep black colour, and sculpture; from other species it may be known by its much larger size.

Habitat, Europe. Found in Sardinia, near Cagliari, by Fleet-Engineer J. J. Walker, R.N.

Peltinus orientalis.

P. orientalis, Matthews, Ann. and Mag. Nat. Hist., 1887, p. 109.

L. c. $\frac{5}{16}$ lin. = 0.75 mm.—Late ovalis, validissime convexus, nitidissimus, confertim sed indistinctissime punctatus, piceus, margine anteriori pronoti anguste flavâ; *pronoto* sat magno, antice circulariter rotundato et reflexo, fere glabro, rufo-piceo, margine anteriori flavâ, lineâ basali modicâ, margine basali fere rectâ, angulis rectis; *elytris* pronoto vix latioribus, duplo longioribus, prope humeros latissimis, confertim et indistincte punctatis, stria suturali distincta, lateribus marginatis, apice obtuso; pedibus atque antennis modicis, flavescentibus.

Body broadly oval, exceedingly convex, very shining, closely but very indistinctly punctured, piceous, with the anterior margin of the thorax narrowly yellow.

Head large; eyes large and prominent, black; antennæ moderate, yellow.

Thorax rather large, circularly rounded and reflexed in front, almost smooth, rufo-piceous, with the anterior margin yellow, basal line moderate, basal margin nearly straight, with the angles right angles.

Scutellum rather large, rounded.

Elytra scarcely broader, but twice longer than the thorax, widest near the shoulders, closely but indistinctly punctured, sutural stria distinct, sides margined, apex obtuse.

Legs moderate, yellow.

Under parts castaneous, mouth, prothorax, and apex of the venter yellow.

Differs from *P. alutaceus* in its narrower and more ovate form, yellow margin of the thorax, and in sculpture; from *P. Walkeri* in its much smaller size, more attenuated form, yellow margin of the thorax, rufo-piceous colour, and in sculpture; from others by its much larger size.

Habitat, Asia. Found in Java by Mr. Bowering. A single specimen in the collection of the British Museum.

Peltinus alutaceus.

P. alutaceus, Reitter, Wien. Ent. Zeit. iv. p. 273, 1885.

L. c. $\frac{5}{16}$ — $\frac{6}{16}$ lin. = 0.63–0.75 mm.—Subhemisphericus, fere ovalis, nitidissimus, totus alutaceus, castaneus; *pronoto* sat parvo, antice ovaliter rotundato, alutaceo, margine anteriori leviter reflexa, margine basali scutellum versus parum productâ, angulis sat acutis; *elytris* pronoto parum latioribus, fere duplo longioribus, prope humeros latissimis, remote et indistinctissime punctatis, alutaceis, lateribus leviter marginatis, apice lato; pedibus modicis, late flavis, articulo ultimo tarsorum nigro; antennis valde robustis, late flavis.

Body subhemispheric, rather oval, very shining, alutaceous throughout, castaneous.

Head very small, dusky; eyes moderate; antennæ very robust, bright yellow.

Thorax rather small, ovally rounded in front, alutaceous, anterior margin slightly reflexed, basal margin slightly produced towards the scutellum, with the angles rather acute.

Scutellum very small, subtriangular.

Elytra a little broader and nearly twice longer than the thorax, widest near the shoulders, remotely and very indistinctly punctured, alutaceous, sides slightly margined, apex very broad.

Legs moderate, bright yellow, with the last joint of the tarsi black.

Under parts castaneous, strongly alutaceous.

Differs from the other species in its larger size and alutaceous surface.

Habitat, Europe. Found in Dalmatia by M. Metkowiek (Reitter).

Peltinus Matthewsii.

P. Matthewsii, Reitter, Wien. Ent. Zeit. iv. p. 273, 1885.

L. c. $\frac{5}{16}$ lin. = 0.63 mm.—Subovatus, antice attenuatus, validissime convexus, glaber, nitidissimus, pallide castaneus; *pronoto* parvo, antice producto et attenuato, glabro, nitidissimo, margine anteriori modice reflexâ, dilutiori, margine basali leviter sinuata, angulis obtusis; *elytris* pronoto latioribus et fere duplo longioribus, prope humeros latissimis, distincte et sat confertim punctatis, interstitiis glabris, nitidis, lateribus leviter marginatis, apice lato, rotundato; pedibus atque antennis late flavis.

Body subovate, attenuated in front, exceedingly convex, smooth and very shining, pale castaneous.

Head flavescens; eyes moderate; antennæ moderate, bright yellow.

Thorax small, produced and attenuated in front, smooth and very shining, anterior margin pale and moderately reflexed, basal margin slightly sinuated, with the angles obtuse.

Scutellum very small, triangular.

Elytra broader and nearly twice longer than the thorax, widest near the shoulders, distinctly and rather closely punctured, with the interstices smooth and shining, sides slightly margined, apex very broad and rounded.

Legs moderate, bright yellow.

Under parts pale castaneous, smooth and shining, base of the venter dusky.

Differs from *P. alutaceus* in its smaller size, anteriorly attenuated form, thorax small and produced in front, smooth surface, and distinctly punctured elytra.

Habitat, Asia. Found in Syria (Reitter).

Peltinus velatus.

P. velatus, Mulsant, Opusc. Ent. xii. p. 137, 1861.

L. c. $\frac{5}{16}$ lin. = 0.63 mm.—Fere hemisphericus, antice circulariter rotundatus, nitidissimus, piceus; *pronoto* sat magno, antice circulariter rotundato, indistinctissime alutaceo, margine anteriori levissime reflexa, margine basali fere rectâ, angulis sat acutis; *elytris* pronoto vix latioribus, plus quam sesqui longioribus, ad humeros latissimis, remote et indistincte punctatis, interstitiis glabris, stria suturali leviter impressis, lateribus leviter marginatis, apice lato, rotundato; pedibus modicis, flavis; antennis sat longis, late flavis.

Body almost hemispheric, circularly rounded in front, piceous, almost smooth and very shining.

Head flavescens; eyes moderate; antennæ long, bright yellow, with the sixth joint considerably enlarged.

Thorax rather large, circularly rounded in front, very indistinctly alutaceous, anterior margin very slightly reflexed, basal margin nearly straight, with the angles rather acute.

Scutellum small and broad, triangular.

Elytra scarcely broader, but more than one-half longer than the thorax, widest at the shoulders, remotely and very indistinctly punctured, with the interstices smooth, sutural stria faint, sides slightly margined, apex very broad and rounded.

Legs moderate, yellow.

Under parts castaneous, with the head and extremity of the venter yellow, metasternum smooth, first ventral segment strigose in curved longitudinal lines.

Differs from *P. Matthewsii* in its more hemispheric form, larger and circularly rounded thorax, longer antennæ, piceous colour, and general sculpture; from *P. alutaceus* in its smaller size and in sculpture.

Habitat, Europe and Africa. Found in Spain and Morocco (Reitter).

CORYLOPHUS. Pl. IV., D.

Corylophus, Stephens, [Illustr. Brit. Ent. Mand. v. p. 405, 1832].

Clypeaster, Steph. [l. c. ii. p. 185, 1829].

Corpus late ovatum, plerumque postice parum attenuatum, valde convexum, plerumque glabrum, nitidum.

Caput parvum, sub pronoto totum occultum; oculis sat magnis, prominentibus; subtus ore deflexo, et parte gulari convexâ.

Antennæ (Pl. IV., D, fig. 7) geniculatæ, plerumque longæ, articulis novem compositis; 1 permagno, recurvato; 2 magno, sed primo et breviori et graciliori; 3 et 4 multum gracilioribus et brevioribus; 5 magno, incrassato; 6 perparvo, omnium minimo; 7-9 magnis, valde incrassatis, clavam subfoliatam formantibus.

Palpi maxillares (Pl. IV., D, fig. 5, w) sat breves, robustissimi, 4-articulati, 1 sat parvo; 2 permagno, turgide incrassato, subpyriformi, apicem versus interne late excavato, externe multum producto et rotundato, ad apicem radiis laminatis octo prelongis, translucidis, flabelliformiter dispositis, instructo; 3 perbrevis, latissimo; 4 magno, lato, externe valde convexo, interne leviter concavato, apice sat obtuso.

Palpi labiales (Pl. IV., D, fig. 6, m) perbreves, latissimi, triarticulati, 1 minuto; 2 brevis, latissimo, subcylindriciformi; 3 transverso, obtusissimo, præcedentibus multo longiori, setis brevibus prope apicem instructo.

Labrum (Pl. IV., D, fig. 3) modicum, integrum, antice ovaliter rotundatum, setis brevibus multis instructum.

Mandibulæ (Pl. IV., D, fig. 4) longæ, tenues, ad apicem longe et acute uncinatæ, dentibus longis, curvatis, setiformibus ab apice usque ad basim interne armatæ.

Maxillæ (Pl. IV., D, fig. 5) unilobate, lobo brevi, valido, setis prælongis, incurvatis terminato. Stipes parvus, externe productus.

Mentum (Pl. IV., D, fig. 6, j) magnum, lateribus fere rectis, antice triangulariter elongatum; submentum divaricatum, apicibus divergentibus, longe recurvatis.

Labium (Pl. IV., D, fig. 6, k) formâ mento simile sed longius, ad apicem setis brevibus instructum.

Lingua (Pl. IV., D, fig. 6, l) permagna, latissima, flabelliformis, palpas longitudine excedens.

Pronotum magnum, antice plerumque circulariter rotundatum, margine anteriori integrâ, angulis posticis acutis, plerumque productis.

Scutellum vel subtriangulare, vel rotundatum.

Elytra integra, plerumque postice parum attenuata.

Alæ amplissimæ, membrana tenuissimâ nervis solitis firmatâ.

Ablomen segmentis septem compositum, tribus apicalibus corneis, quatuor basalibus coriaceis.

Prothorax (Pl. IV., D, fig. 2, a) perparvus, inter coxas elevatus et postice acuminatus; *episternis* minutis; *epimeris* modicis, receptacula coxarum partim circumdatis; coxarum receptaculis magnis, ovalibus, antice atque postice apertis.

Pectus mesosterno (Pl. IV., D, fig. 2, d) brevis; *episternis* magnis; *epimeris* modicis, humeralibus, ad coxarum receptacula non extensis; coxarum receptaculis circularibus, sat distantibus.

metasterno (Pl. IV., D, fig. 2, g) modico, transverso, ad latera corporis non extenso; *episternis* permagnis, latis, ad coxas extensis; *epimeris* angustis, totis sub elytris occultis; margine posteriori inter coxas rectâ.

- Venter segmentis* sex compositus, 1 magno, longo; 2-4 brevissimis; 5 et 6 quarto plus quam duplo longioribus, ipsis paribus, apicali integro.
- Pedes antici* coxis magnis, elongato-ovalibus; trochanteribus minutis, trigonalibus; femoribus modicis; tibiis elongatis, incurvatis, atque ad apicem obtuse uncinatis; tarsis 4-articulatis, 1 et 2 fere paribus, subtus longe bifidis; 3 minuto; 4 gracili, elongato; unguibus leviter curvatis, denticulo obtuso ad basin armatis.
- intermedi* anticis longiores, coxis rotundatis, tibiis modicis, simplicibus, alioqui anticis similes.
- postici* intermediis consimiles, sed coxis magnis ovatis.
- Coxe anteriores* non contingentes.
- intermediae* sat distantes.
- posteriores* remotae.

- Body* broadly ovate, generally slightly attenuated posteriorly, very convex, generally smooth and shining.
- Head* small, entirely covered by the thorax; eyes large and prominent; mouth deflexed and gular region convex.
- Antennae* (Pl. IV., D, fig. 7) geniculate, often long, nine-jointed; 1 very large, recurved; 2 large, but shorter and more slender than the first; 3 and 4 shorter and much more slender; 5 large and often much incrassated; 6 very small, smaller than any of the others; 7-9 large and very much incrassated, forming a subfoliate club.
- Maxillary palpi* (Pl. IV., D, fig. 5, w) rather short, very robust, four-jointed, 1 rather small; 2 very large and turgidly incrassate, subpyriform, broadly excavated on the inner side of the apex, and much produced and rounded on the outer side, furnished at the apex itself with eight long, slender, laminated processes, resembling the rays of a fan, each of which is gradually widened from its base, flat at the extremity, and translucent; 3 very short, and very broad; 4 large and broad, much rounded on the outer side, and slightly concave on the inner side, with the apex rather obtuse.
- Labial palpi* (Pl. IV., D, fig. 6, m) very short and very broad, three-jointed, 1 very small; 2 short and very broad, subvathiform; 3 transverse, very obtuse, much longer than the preceding, furnished with a row of short setae near the apex.
- Labrum* (Pl. IV., D, fig. 3) moderate, entire, ovally rounded in front, and furnished with short setae on its surface.
- Mandibles* (Pl. IV., D, fig. 4) long and slender, much hooked and very acute at the point, armed on the whole of the inner edge with long, curved, and very slender teeth.
- Maxille* (Pl. IV., D, fig. 5) unilobed, with the lobe short and broad, terminated with very long, incurved setae. Stipes small, produced on the outer side.
- Mentum* (Pl. IV., D, fig. 6, j) rather large, nearly straight at the sides, and triangularly produced in front; submentum divaricated at the base, with the extremities divergent and strongly recurved.
- Labium* (Pl. IV., D, fig. 6, k) of the same shape as the mentum, but rather longer, furnished with short setae at the apex.
- Lingua* (Pl. IV., D, fig. 6, l) very large and very broad, fan-shaped, exceeding the palpi in length.
- Pronotum* large, generally circularly rounded in front, with the anterior margin entire, and hinder angles acute and generally elongate.
- Scutellum* small, either subtriangular or rounded.
- Elytra* entire, generally slightly attenuated posteriorly.
- Abdomen* composed of seven segments, of which the three apical are corneous, and the four basal coriaceous.

Prothorax (Pl. IV., D, fig. 2, a) very small, elevated between the coxæ, and acuminate posteriorly; *episterna* minute; *epimera* moderate, partly enclosing the coxal cavities; coxal cavities large, oval, open both in front and behind.

Pectus with the *mesosternum* (Pl. IV., D, fig. 2, d) short; *episterna* large; *epimera* moderate, humeral, not extending to the coxal cavities; coxal cavities moderately distant.

metasternum (Pl. IV., D, fig. 2, g) moderate, transverse, not extending to the sides of the body; *episterna* very large and broad, reaching to the coxæ; *epimera* narrow, entirely covered by the epipleural fold of the elytra; posterior margin between the coxæ straight.

Venter composed of six segments; 1 large and long; 2-4 very short; 5 and 6 more than twice longer than the fourth, equal to each other, apical entire.

Legs anterior with the coxæ large, elongate-oval; trochanters minute, trigonal; femora moderate; tibiæ elongate, incurved, with the apex obtusely hooked; tarsi four-jointed, 1 and 2 nearly equal, deeply bifid or bilobed at the apex; 3 minute; 4 slender and long; claws faintly curved, obtusely denticulate on the under side of the base.

intermediate longer than the anterior, with the coxæ rounded, and the tibiæ moderate and simple, in other respects like the anterior.

posterior like the intermediate, but with the coxæ large and ovate.

Coxæ anterior not contingent.

intermediate moderately distant.

posterior remote.

Corylophus was originally founded by Mr. Stephens on *C. Cassidoides*, and the species which I have retained in the genus are those which resemble that insect in their nine-jointed antennæ, and elongate posterior angles of the thorax, and especially in the extraordinary formation of the maxillary palpi, of which the second joint is furnished on its outer extremity with a series of very long coriaceous appendages, exactly resembling the rays of a fan, and arranged in a precisely similar manner. I cannot imagine the use or purpose of this wonderful apparatus, unexampled in any beetle I have ever examined. It attains the greatest development in *C. tectiformis*, but is equally distinct, although of smaller dimensions, in the other species.

SPECIERUM EPITOMA.

L. c. 1.30 mm.—Subhemisphericus, obscure castaneus, alutaceus, elytris punctatis, ped. læte flavis, ant. prælongis, gracillimis, flavis	tectiformis.
L. c. 1 mm.—Brevis, latus, postice attenuatus, rufo-castaneus plus minusve obscuratus, alutaceus, elytris punctatis, ped. atque ant. flavis	Cassidoides.
L. c. 0.70 mm.—Ovatus, nitidissimus, pronoto rufescenti, elytris nigropiceis, profunde punctatis, ped. atque ant. læte flavis	Japonicus.
L. c. 0.95 mm.—Ovatus, valde convexus, nitidissimus, minute punctatus, læte rufo-castaneus, ped. atque ant. læte flavis	sublævipennis.
L. c. 0.75 mm.—Subhemisphericus, nitidissimus, læte castaneus, elytris remote punctulatis, ped. læte flavis, ant. læte flavis, articulo 7 valde incrassato	Reitteri.

Corylophus tectiformis.*C. tectiformis*, Wollaston, Ins. Mad. p. 480, 1854.

L. c. $\frac{12}{16}$ – $\frac{11}{16}$ lin. = 1.25–1.37 mm.—Subhemisphericus, nitidus, alutaceus, elytris punctatis, obscure castaneus; *pronoto* permagno, antice circulariter rotundato, ad basim latissimo, minute et remote punctato, interstitiis alutaceis, margine anteriori late reflexa, translucide pallida, margine basali scutellum versus sat producta, angulis productis, valde acutis; *elytris* sat brevibus, postice sat attenuatis, pronoto parum longioribus, haud latioribus, ad humeros latissimis, sat confertim et sat profunde punctatis, interstitiis alutaceis, lateribus late marginatis, margine dilutiori, apice lato, rotundato; pygidio aliquantum exserto; pedibus longis, late flavis, tibiis anterioribus ad apices abrupte incurvatis; antennis praelongis, gracillimis, flavis.

Body subhemispheric, shining, alutaceous, with the elytra punctured, dark castaneous.

Head very small, rufo-testaceous; eyes moderate, black, and prominent; antennae exceedingly long and slender, yellow.

Thorax very large, circularly rounded in front, widest at the base, minutely and remotely punctured, with the interstices alutaceous, anterior margin broadly reflexed, transparently pale, basal margin slightly produced towards the scutellum, with the angles produced and acute.

Scutellum moderate, obtusely triangular.

Elytra rather short, somewhat attenuated towards the apex, rather longer, but not broader than the thorax, widest at the shoulders, rather closely and rather deeply punctured, with the interstices alutaceous, sides broadly margined, margin pale, apex very broad and rounded.

Abdomen with the pygidium exposed.

Legs long, bright yellow, anterior tibiae abruptly incurved at the apex.

Under parts castaneous.

Differs from all others in its peculiar form, very large thorax, obtusely attenuated elytra, and extremely long and slender antennae.

Habitat, Madeira.

Corylophus Japonicus, sp. n.

L. c. $\frac{7}{16}$ – $\frac{6}{16}$ lin. = .63–.75 mm.—Omnino ovatus, nitidissimus, pilorum expers, pronoto maribus fere glabro, femineis sat profunde punctato, elytris in sexu utroque profunde et regulariter punctatis, pronoto late rufescenti, elytris nigropiceis; *pronoto* rufescenti, disco interdum obscurato, antice ovaliter rotundato, late reflexo, et pellucido, maribus fere glabro, femineis sat profunde punctato, nitidissimo, margine basali sinuata, angulis productis, acutis; *elytris* nigro-piceis, pronoto parum latioribus, sesqui longioribus, ad humeros latissimis, profunde et confertim punctatis, interstitiis glabris, nitidis, stria suturali modica, lateribus late marginatis, apice integro, attenuato; abdomine modice exserto, rufescenti, profunde punctato; pedibus modicis, late flavis, tibiis anterioribus valde incurvatis; antennis longis, robustis, late flavis.

Body perfectly ovate, very shining, without hair, thorax in the males nearly smooth, in the females rather deeply punctured, elytra in both sexes deeply and regularly punctured, thorax brightly rufescent, elytra nigro-piceous.

Head small, piceous; eyes moderate, prominent; antennae long and robust, bright yellow.

Thorax rufescent, sometimes dusky on the disc, ovally rounded, broadly reflexed, and pellucid in front, in the males nearly smooth, in the females rather deeply punctured, very shining, basal margin sinuated, with the angles produced and acute.

Scutellum moderate, subtriangular.

Elytra nigro-piceous, rather broader and one-half longer than the thorax, widest at the shoulders, deeply and closely punctured, interstices smooth and shining, sutural stria moderate, sides broadly margined, apex attenuated, entire.

Abdomen moderately exposed, rufescent, deeply punctured.

Legs moderate, bright yellow, anterior tibiæ long, and much incurved.

Under parts clothed with pale hair, rufo-piceous, with the venter very closely punctured.

Differs from *C. cassidoides* in its smaller size, ovate form, smaller thorax with the posterior angles less produced, and in the sixth joint of the antennæ not being incrassated, and the seventh very minute.

Habitat, Asia. Found not uncommonly in Japan by Mr. Lewis.

Corylophus Cassidoides.

C. Cassidoides, Marsham, Coleopt. Brit. p. 77, 1802.

L. c. $\frac{7}{16}$ — $\frac{8}{16}$ lin. = .87–1 mm.—Brevis, latus, modice convexus, postice attenuatus, alutaceus, nitidissimus, elytris profunde punctatis, rufo-castaneus, plus minusve infuscatus; *pronoto* lato, magno, antice ovaliter rotundato, plus minusve rufescenti, sat profunde alutaceo, minute et remote punctato, margine anteriori late reflexa, flavescenti, margine basali sinuata, angulis longe productis, acutissimis; *elytris* brevibus, pronoto haud latioribus, sed longioribus, ad humeros latissimis, apices versus attenuatis, profunde alutaceis et punctis magnis impressis, rufescentibus, ad humeros plus minusve infuscatis, lateribus marginatis, apicibus obtusis; pedibus magnis, læte flavis; antennis modicis, flavescentibus.

Body short and broad, moderately convex, attenuated posteriorly, alutaceous and very shining, elytra deeply punctured, rufo-castaneous, more or less darkly clouded.

Head yellow; eyes large and prominent; antennæ moderate, flavescent.

Thorax large and broad, ovally rounded in front, more or less rufescent, rather strongly alutaceous, minutely and remotely punctured, anterior margin broadly reflexed, flavescent, basal margin sinuated, with the angles much produced and very acute.

Scutellum broad, subtriangular.

Elytra short, longer but not broader than the thorax, widest at the shoulders, attenuated towards the apex, deeply alutaceous and rather closely marked with large punctures, rufescent, with the shoulders more or less broadly infuscate, sides margined, extremities obtuse.

Abdomen with the pygidium exposed, piceous.

Legs large, bright yellow.

Under parts piceous, head and prothorax rufescent, metasternum deeply punctured.

Differs from other species in its small size, broad form, large thorax, with the hinder angles much produced, attenuated elytra, and in sculpture.

Habitat, Europe. Generally diffused.

Corylophus sublævipennis.

C. sublævipennis, Duval, Gen. Col. Eur. ii., p. 234, pl. 56, fig. 281, 1859.

L. c. $\frac{7}{16}$ — $\frac{8}{16}$ lin. = .87–1 mm.—Ovatus, valde convexus, nitidissimus, leviter alutaceus et minute punctatus, læte rufo-castaneus, elytrorum humeris infuscatis;

pronoto magno, antice circulariter rotundato, flavescenti, levissime alutaceo, minute et indistincte punctato, linea basali profunda, margine anteriori modice reflexâ, margine basali profunde sinuata, angulis parum productis, acutissimis; *elytris* brevibus, pronoto vix latioribus, aliquantum longioribus, prope media latissimis, minute et remote punctatis, interstitiis levissime alutaceis, rufescentibus, ad humeros infuscatis, lateribus leviter marginatis, apicibus obtusis, rotundatis; pygidio exserto, rufescenti, profunde alutaceo; pedibus longis, late flavis, tibiis anterioribus ad apices fortiter incurvatis; antennis valde robustis, late flavis.

Body ovate, very convex and very shining, faintly alutaceous and minutely punctured, bright rufo-castaneous, with the shoulders of the elytra infuscate.

Head yellow; eyes large and prominent; antennæ very robust, bright yellow.

Thorax large, circularly rounded in front, flavescent, faintly alutaceous, minutely and indistinctly punctured, basal line rather deep, anterior margin moderately reflexed, basal margin deeply sinuated, with the angles slightly produced and very acute.

Scutellum broad and rounded.

Elytra short, scarcely broader, but somewhat longer than the thorax, widest near the middle, minutely and remotely punctured, interstices very faintly alutaceous, rufescent, with the shoulders dusky, sides slightly margined, extremities obtuse and rounded.

Abdomen with the pygidium exserted, rufescent, and deeply alutaceous.

Legs long, bright yellow, with the apex of the anterior tibiæ abruptly incurved.

Under parts castaneous, with the prothorax yellow and the last ventral segment pale, metasternum faintly alutaceous, first ventral segment with a deep longitudinal depression in the middle.

Differs from *C. Cassidoides* in its ovate form, greater convexity, much smaller thorax, lighter colour, and general sculpture.

Habitat, Europe. Generally distributed.

Corylophus Reitteri.

C. Reitteri, Matthews, Wien. Ent. Zeit. ix. p. 151, 1890.

L. c. $\frac{1}{6}$ lin. = .75 mm.—Subhemisphericus, fere ovatus, convexissimus, et nitidissimus, late castaneus, lateribus elytrorum infuscatis; *pronoto* sat magno, antice circulariter rotundato, minute alutaceo, margine anteriori haud reflexâ, margine basali leviter sinuata, angulis acutis, parum productis; *elytris* pronoto parum latioribus, plus quam sesqui longioribus, prope media latissimis, apices versus parum attenuatis, minute et remote punctatis, interstitiis alutaceis; pedibus atque antennis robustis, late flavis.

Body subhemispheric, almost ovate, exceedingly convex, and very shining, bright castaneous, with the sides of the elytra dusky.

Head yellow; eyes moderate; antennæ robust, bright yellow, with the seventh joint much enlarged and the eighth very small.

Thorax rather large, circularly rounded in front, minutely alutaceous, anterior margin not reflexed, basal margin faintly sinuated, with the angles acute and slightly produced.

Scutellum rather large, rounded.

Elytra rather broader, and more than one-half longer than the thorax, widest near the middle, slightly attenuated towards the apex, minutely and remotely punctured, with the interstices alutaceous.

Legs robust, bright yellow.

Under parts alutaceous, castaneous, with the mouth yellow and the last segments of the venter rufous.

Differs from *C. sublexipennis* in its smaller size, greater convexity, relative size of the seventh and eighth joints of the antennæ, and in sculpture.

Habitat, Europe. Found in Corfu, one specimen only in the collection of Hr. E. Reitter.

MICRÖUM. Pl. IV., B.

Micröum, Matthews, Biol. Cent.-Amer. Col. ii. pt. i. p. 118, 1888.

Corpus ovatum, validissime convexum.

Caput parvum, totum sub pronoto occultum; ore prominenti; parte gulari depressa.

Antennæ (Pl. IV., B, fig. 7) sat geniculate, decem-articulatæ, 1 prælongo, robusto, valde recurvato; 2 primo dimidio breviori, ad basim incrassato; 3-5 perparvis; 6 longo, præcedentibus tribus longitudine æquali, pariter gracili; 7 quinto breviori et latiori; 8-10 gradatim incrassatis, clavam subfoliatam formantibus, apicali ceteris majori, ovali, setis longis ad apicem instructo.

Partes oris non dissectæ.

Pronotum modicum, margine anteriori integra, rotundata, margine basali sinuatâ, angulis productis, acutissimis.

Scutellum elongatum, rotundatum.

Elytra integra.

Alæ non examinatæ.

Abdomen non examinatum.

Prothorax (Pl. IV., B, fig. 2, a) modicus; *prosterno* sat magno, inter coxas anguste elevato, postice acuminato; *episternis* parvis, triangularibus; *epimeris* magnis, coxarum receptacula late cingentibus; receptaculis coxarum modicis, subovatis.

Pectus mesosterno (Pl. IV., B, fig. 2, d) sat brevi, antice valde excavato; *episternis* modicis, suboblongis; *epimeris* magnis, humeralibus, ad coxarum receptacula extensis; receptaculis coxarum rotundatis, modice distantibus.

metasterno (Pl. IV., B, fig. 2, g) modico, transverso, ad latera corporis non extenso, margine posteriori inter coxas fere recta; *episternis* permagnis, latis, metasterno longioribus; *epimeris* angustis, totis sub elytris occultis.

Venter segmentis quinque compositus, 1 magno, metasterno fere pariter longo; 2-4 brevibus, seipsis paribus; 5 quarto multo longiori, simplici.

Pedes antici trochanteribus permagnis, oblongis, antice valde productis et abrupte truncatis; femoribus longis, robustis, haud incrassatis, utrinque late marginatis; tibiis femoribus brevioribus, robustis, externe serratis, apices versus valde dilatatis; tarsis 4-articulatis, 1 et 2 magnis, longe bilobatis; 3 minuto; 4 longo, gracili; unguibus robustis, subtus ad basim dentatis.

intermedii anticis multo longiores, tibiis sinuatis.

postici tibiis ciliatis, atque ad apices calcaribus brevibus armatis, alioqui intermediis similes.

Coxæ anteriores subovatæ, nec contingentes, neque prominentes.

intermedia rotundatæ, modice distantes.

posteriores elongato-pyriformes, sat remotæ, ad episternis fere extensis.

Body ovate, exceedingly convex.

Head small, completely covered by the thorax; mouth prominent; gular portion depressed.

Antennæ (Pl. IV., B, fig. 7) rather geniculate, ten-jointed; 1 very long, robust, and much recurved; 2 about half as long as the first, and incrassate near the base; 3-5 very small; 6 elongate, as long as the three preceding joints united, but not thicker; 7 shorter and broader than the fifth; 8-10 gradually incrassated, forming a subfoliate club with the apical joint largest, oval, and furnished at the apex with rather long setæ.

Parts of the mouth not dissected.

Pronotum moderate, with the anterior margin entire and rounded, basal margin sinuated with the angles produced and very acute.

Scutellum elongate, with the extremity rounded.

Elytra entire.

Wings not examined.

Abdomen not examined.

Prothorax (Pl. IV., B fig. 2, a) moderate, with the *prosternum* rather large, narrowly elevated between the coxæ, and acuminate posteriorly; *episterna* small, triangular; *epimera* large, broadly enclosing the coxal cavities; coxal cavities moderate, subovate.

Pectus with the *mesosternum* (Pl. IV., B, fig. 2, d) rather short, much excavated in front; *episterna* moderate, sub-oblong; *epimera* large, humeral, extending to the coxal cavities; coxal cavities rounded and moderately distant.

metasternum (Pl. IV., B, fig. 2, g) moderate, transverse, not extending to the sides of the body, with the basal margin between the coxæ nearly straight; *episterna* very large and broad, longer than the metasternum; *epimera* narrow, entirely covered by the epipleural folds of the elytra.

Venter composed of five segments: 1 large, nearly as long as the metasternum; 2-4 short, equal to each other in length; 5 much longer than the fourth, simple.

Legs anterior with the trochanters very large, oblong, much produced and truncate at the extremity; femora long and robust, not incrassated, broadly margined on each side; tibiæ shorter than the femora, robust, serrate on the outer edge, and much dilated towards the apex; tarsi four-jointed, with the two basal joints large and deeply bilobed; the third minute; the fourth long and slender, with the claws robust, and dentate beneath at the base.

intermediate much longer than the anterior, with the tibiæ sinuated.

posterior with the tibiæ ciliated, and armed with short spurs at the apex, in other respects like the intermediate.

Coxæ anterior subovate, not contingent or prominent.

intermediate rounded, moderately distant.

posterior elongate-pyriform, rather remote, almost reaching to the episterna.

From *Corylophus*, *Micröum* is distinguished by its ten-jointed antennæ, and by the epimera of the mesosternum extending to the coxal cavities; and from *Corylophodes* by the same characters, with the addition of its elongate posterior angles of the thorax.

The genus is at present represented by a single specimen only, found by Mr. Champion in Central America.

Micröum ovoforme.

M. ovoforme, Matthews, Biol. Cent.-Amer. Col. ii. pt. i. p. 119, 1888.

L. c. $\frac{1\frac{1}{6}}$ lin. = 1.37 mm.—Ovatum, latum, valdissime convexum, nitidissimum, pilis exiguis sparse indutum; *pronoto* modico, antice fere circulariter rotundato, margine anteriori marginata, haud reflexa, distincte sed levissime alutaceo, nitidissimo, margine basali scutellum versus producta, angulis acutis, sat longe productis; *elytris* sat longis, pronoto vix latioribus, plus quam duplo longioribus, ad media latissimis, punctis umbilicatis eleganter et regulariter impressis, interstitiis alutaceis, lateribus leviter marginatis, apice parum attenuato; pedibus robustis, rufo-piceis, articulo basali tarsorum dilatato; antennis modicis, rufo-castaneis.

Body ovate, broad, exceedingly convex, very shining, sparingly furnished with minute hairs, rufo-castaneous.

- Head* moderate, castaneous; eyes moderate; antennæ moderate, rufo-castaneous.
Thorax moderate, almost circularly rounded in front, finely but distinctly alutaceous, very shining, anterior margin margined, but not reflexed, basal margin produced towards the scutellum, with the angles acute and moderately produced.
Scutellum moderate, rounded, and impunctate.
Elytra rather long, scarcely broader, but more than twice longer than the thorax, widest at the middle, elegantly and regularly marked with umbilicated punctures, with the interstices alutaceous, sides slightly margined, apex rather attenuated.
Legs robust. rufo-piceous, with the basal joint of the tarsi dilated.
Under parts castaneous; with a deeply impressed longitudinal line on the first ventral segment not extending to either margin.
Habitat, Central America. Found near San Juan, Vera Paz, by Mr. Champion.

LEPADODES. Pl. V., B.

Lepadodes, Matthews, Ann. and Mag. Nat. Hist. 1887, p. 112.

- Corpus* ovale.
Caput parvum, sub pronoto totum occultum; oculis sat parvis; antennis juxta oculos insertis.
Antennæ (Pl. V., B, fig. 7) novem articulatae; 1 permagno, recurvato, pyriformi; 2 primo vix breviori, apicem versus incrassato; 3 brevis et gracilis; 4-6 tertio brevioribus, sibiipsis paribus; 7-9 magnis, valde incrassatis, clavam foliatam formantibus, apicali oblique truncato.
Palpi maxillares (Pl. V., B, fig. 5, w) magni, robusti, 4-articulati; 1 exiguo; 2 permagno, valde incrassato, ad apicem oblique truncato; 3 perbrevis, transverso; 4 conico, longo et erasso.
Palpi labiales (Pl. V., B, fig. 6, m) sat breves, omnino ovati, triarticulati; 1 exiguo; 2 magno, ovato, ad apicem truncato; 3 perbrevis, obtuse conico.
Labrum (Pl. V., B, fig. 3) sat parvum, subquadratum, angulis anterioribus rotundatis.
Mandibulae (Pl. V., B, fig. 4) modicae, costa dorsali ad apicem bifida firmatae, et dentibus multis, longis et acutissimis apicem versus armatae.
Maxillae (Pl. V., B, fig. 5) unilobatae, lobo valido, sat longo, ad apicem bifido, et dentibus multis, acutissimis, apicem versus armatae. Stipes parvus.
Mentum (Pl. V., B, fig. 6, j) sat parvum, subquadratum, antice sat dilatatum.
Labium (Pl. V., B, fig. 6, k) suboblongum, ultra mentum breviter exsertum.
Lingua (Pl. V., B, fig. 6, l) sat magna, dilatata, palpis pariter longa.
Pronotum magnum, margine anteriori integra, posteriori fere recta, angulis haud productis.
Scutellum modicum, triangulare.
Elytra integra.
Prothorax (Pl. V., B, fig. 2, a) *prosterno* magno, longe carinato, carina antice et postice producta, antice acuminata, postice dilatata; *episternis* inconspicuis; *epimeris* magnis, receptacula coxarum postice ingentibus, receptaculis coxarum modicis, ovatis, postice per epimera inclusis.
Pectus mesosterno (Pl. V., B, fig. 2, d) brevis; *episternis* magnis, suboblongis; *epimeris* humeralibus, sat angustis, curvatis, ad coxas non extensis; receptaculis coxarum modicis, rotundatis, late distantibus.
metasterno (Pl. V., B, fig. 2, g) sat magno, transverso, lateribus corporis sat remoto, margine posteriori inter coxas fere recta; *episternis* magnis, latis, metasterno parum longioribus; *epimeris* sub elytris occultis.
Venter segmentis sex compositus; 1 permagno, longo; reliquis sibiipsis paribus, apicali integro.

Pedes antici trochanteribus parvis, trigonalibus; femoribus sat longis, simplicibus; tibiis longis, simplicibus; tarsis brevibus, 4-articulatis, 1 profunde bilobato, et setoso; 2 et 3 parvis; 4 elongato, sat robusto; unguibus magnis, robustis, subtus longissime dentatis.

intermedi et posteriores anticis similes, sed parum longiores, atque articulis basalibus tarsorum paribus, et simplicibus.

Cora anteriores ovatae, prominentes, per carinam divisae.

intermediae rotundatae, late distantes.

posteriores modicae, pyriformes, longe remotae.

Body oval, convex.

Head small, entirely covered by the pronotum; eyes rather small; antennae inserted close to the eyes.

Antennae (Pl. V., B, fig. 7) nine-jointed; 1 very large, recurved, pyriform; 2 nearly as long as the first, but more slender, incrassate towards the apex; 3 short and slender; 4-6 shorter than the third, equal to each other in size; 7-9 large, very much incrassated, forming a foliate club; apical joint obliquely truncate.

Maxillary palpi (Pl. V., B, fig. 5, w) large, robust, four-jointed; 1 minute; 2 very large, much incrassated, obliquely truncate at the apex; 3 very short, transverse; 4 conical, large, and robust.

Labial palpi (Pl. V., B, fig. 6, m) rather short, perfectly ovate, three-jointed; 1 minute; 2 large, ovate, truncate at the apex; 3 very short, obtusely conical.

Labrum (Pl. V., B, fig. 3) rather small, subquadrate, with the anterior angles rounded.

Mandibles (Pl. V., B, fig. 4) moderate, strengthened with a dorsal costa bifid at the apex, armed towards the apex with many long and very sharp teeth.

Maxillae (Pl. V., B, fig. 5) unilobed, with the lobe robust and rather long, bifid at the apex, and armed towards the apex with many long, curved, and very sharp teeth. Stipes small.

Mentum (Pl. V., B, fig. 6, j) rather small, subquadrate, dilated anteriorly.

Labium (Pl. V., B, fig. 6, k) suboblong, very little exerted beyond the mentum.

Lingua (Pl. V., B, fig. 6, l) rather large, and considerably dilated at the sides, as long as the palpi.

Pronotum large, with the anterior margin entire, posterior margin nearly straight, with the angles not produced.

Scutellum moderate, triangular.

Elytra entire.

Prothorax (Pl. V., B, fig. 2, a) with the *prosternum* large, much carinated, with the carina produced in front and behind, acuminated in front, and dilated posteriorly; *episterna* inconspicuous; *epimera* large, enclosing the coxal cavities behind; coxal cavities moderate, ovate, enclosed on both sides.

mesosternum (Pl. V., B, fig. 2, d) short; *episterna* large, suboblong; *epimera* humeral, rather narrow, curved, not extending to the coxae; coxal cavities moderate, rounded, widely distant.

metasternum (Pl. V., B, fig. 2, g) rather large, transverse, not reaching to the sides of the body, posterior margin between the coxae nearly straight; *episterna* large and broad, rather longer than the metasternum; *epimera* concealed by the elytra.

Venter composed of six segments; 1 very large and long, the rest equal to each other in length, apical segment entire.

Legs anterior with the trochanters small, trigonal; femora rather long, simple; tibiae long and simple; tarsi short, four-jointed; 1 rather large, deeply bilobed, and setose; 2 and 3 small; 4 elongate, robust; claws large, robust, furnished on the under side with a very long tooth.

intermediate and *posterior* like the anterior, but rather longer; tarsi with the two basal joints equal to each other and simple.

Cocæ anterior ovate and prominent, divided by the carina.

intermediate rounded and widely distant.

posterior moderate, pyriform, and very remote.

Lepadodes differs from *Corylophus* in the shape of the thorax; the large size of the prosternum, with the coxal cavities broadly enclosed; the uniform size of the intermediate joints of the antennæ; and in the shape of all the organs of the mouth.

Lepadodes Chilensis.

L. Chilensis, Matthews, Ann. and Mag. Nat. Hist. 1887, p. 113.

L. c. $\frac{7}{16}$ lin. = 0.87 mm.—Ovalis, valde convexus, nitidus, modice et distincte punctatus, pilis brevissimis aureis vestitus, totus castaneus; *pronoto* magno, antice ovaliter rotundato, reflexo et rufescenti, remote punctato, interstitiis glabris, nitidis, lineâ basali sat profundâ et distincte punctatâ, margine basali fere rectâ, angulis acutis; *elytris* pronoto vix latioribus, fere sesqui longioribus, prope humeros latis-simis, distincte et sat confertim punctatis, interstitiis glabris, nitidis, striâ suturali distincta, lateribus marginatis, apicibus rotundatis et dilutioribus; pygidio minime exserto; pedibus atque antennis sat brevibus, flavis.

Body oval, very convex, shining, moderately and distinctly punctured, clothed with very short golden hair, entirely castaneous.

Head small, castaneous; eyes small, not prominent; antennæ short, yellow.

Thorax large, ovally rounded, considerably reflexed, and rufescent in front, remotely punctured, with the interstices smooth and shining, basal line deep and distinctly punctured, basal margin nearly straight, with the angles acute.

Scutellum rather large, subtriangular, punctured.

Elytra scarcely broader, and nearly one-half longer than the thorax, widest near the shoulders, distinctly and rather closely punctured, with the interstices smooth and shining, sutural stria distinct, sides margined, extremities rounded and pale.

Abdomen with the pygidium slightly exposed.

Legs rather short, yellow.

Under parts castaneous, metasternum and first ventral segment punctured.

Habitat, South America. Found in Chili.

This neat-looking insect is easily recognized by its small size, large thorax, of which the posterior angles are not produced, and by its general resemblance to the genus *Corylophus*.

CORYLOPHODES. PL. VI. A.

Corylophodes, Matthews, Ent. Mo. Mag. vol. xxii. p. 160, 1885.

Corylophus, p. Le Conte; Sharp.

Holopsis, p. Broun.

Corpus plus minusve hemisphericum, glabrum, nitidum.

Caput parvum, sub pronoto totum occultum; oculis sæpe magnis, prominentibus; subtus, ore deflexo, et parte gulari convexâ.

Antennæ (Pl. VI., A, fig. 7) leviter geniculatæ, sæpe breves, articulis undecim compositæ; 1 longo, magno, leviter recurvato; 2 magno, primo breviori; 3 tenui, secundo breviori; 4-8 sæpe brevissimis, transversis, aliquando gradatim dilatatis; 9-11 valde incrassatis, clavam subfoliatam formantibus.

- Palpi maxillares* (Pl. VI., A, fig. 5, w) breves, robusti, 4-articulati; 1 perparvo, obconico; 2 permagno, valde incrassato, antice late truncato et concavato; 3 lato, perbrevis, transverso, setis brevissimis externe instructo; 4 tenui, elongato, obtuse subconico.
- Palpi labiales* (Pl. VI., A, fig. 6, m) magni, valde robusti, 3-articulati; 1 parvo, transverso; 2 permagno, subpyriformi, turgide incrassato; 3 obtuse conico, levissime recurvato.
- Labrum* (Pl. VI., A, fig. 3) sat latum, semiovale, dentibus duobus minutis et obtusis antice armatum.
- Mandibulae* (Pl. VI., A, fig. 4) valida, externe valde rotundata, atque processu laminato, corneo, convexissimo, ab apice usque ad basim instructa, cujus acies interna profunde serrata, ad basim dentibus longis, sinuatis, acutissimis armata est; mandibularum acies interna est simplex atque apex obtuse uncinatus.
- Maxille* (Pl. VI., A, fig. 5) unilobata, lobo magno, valido, ad apicem oblique concavato atque dentibus multis, setiformibus, sinuatis armato, apice ipso acutissimo, incurvato. Stipes parvus.
- Mentum* (Pl. VI., A, fig. 6, j) sat magnum, subquadratum, ad basim parum dilatatum.
- Labium* (Pl. VI., A, fig. 6, k) breve, latum, ad apicem paraglossis magnis, obtuse conicis, interne pilosis, instructum.
- Lingua* (Pl. VI., A, fig. 6, l) permagna, lata, ultra palpos labiales extensa.
- Pronotum* plerumque parvum, transversum, antice integrum, et circulariter aut ovaliter rotundatum.
- Scutellum* parvum, sapissime rotundatum.
- Elytra* magna, integra.
- Alae* ampla, nervis validis ad basim, inconspicuis per membranam, firmatae; alata etiam parva elongato-ovali sub parte basali instructa.
- Abdomen* segmentis septem compositum, quorum quinque basalia membranacea, duo apicalia cornea existunt.
- Prothorax* exiguus; *prosterno* (Pl. VI., A, fig. 2, a) inter coxas late elevato; *episternis* inconspicuis; *epimeris* perparvis, receptacula coxarum postice includentibus; receptaculis coxarum parvis, angustis, elongatis, non contingentibus.
- Pectus mesosterno* (Pl. VI., A, fig. 2, d) brevissimo, antice profunde excavato; *episternis* sat magnis, subquadratis; *epimeris* humeralibus, sat longis, ad receptacula coxarum non extensis; receptaculis coxarum sat magnis, obliquis, ovalibus, sat distantibus.
- metasterno* (Pl. VI., A, fig. 2, g) magno, transverso, ad corporis latera non extenso, margine posteriori inter coxas recta; *episternis* permagnis, latis, ad coxas non extensis; *epimeris* longis, ultra episterna sat late inflexis, reliquis sub clytris occultis.
- Venter* brevis, latus, segmentis sex compositus, 1 magno, longo, ceteris brevibus, inter sese paribus, apicali integro.
- Pedes antici* coxis elongatis; trochanteribus parvis, trigonalibus, femoribus simplicibus, plerumque incrassatis; tibiis modicis, compressis, parum dilatatis; tarsis plerumque robustis, 4-articulatis; 1 sat longo; 2 primo breviori, subtus longe bifido; 3 minuto; 4 elongato, gracili; unguibus modice curvatis, tenuibus.
- intermedii* anticis longiores et robustiores, alioqui similes, coxis tamen ovalibus. *postici* intermediis similes, sed parum longiores, coxis longe remotis.

Body more or less hemispheric, smooth, and very shining.

Head small, completely covered by the thorax; mouth deflexed and gular regions convex; eyes generally large and prominent.

Antennae (Pl. VI., A, fig. 7) slightly geniculated, often short, eleven-jointed; 1 long and large, slightly recurved; 2 large, shorter than the first; 3 slender, shorter

than the second; 4-8 often very short, transverse, sometimes gradually widened; 9-11 much incrassated, forming a subfoliate club.

Maxillary palpi (Pl. VI., A, fig. 5, w) short and very robust, four-jointed; 1 very small, obovate; 2 rather pear-shaped, very large, and turgidly incrassate, broadly truncate, and concave at the apex; 3 broad, very short and transverse, furnished with short setæ on the outer side; 4 elongate, slender, obtusely conic.

Labial palpi (Pl. VI., A, fig. 6, m) large and very robust, three-jointed: 1 small, transverse; 2 very large, somewhat pear-shaped, turgidly incrassate; 3 obtusely conic, faintly recurved.

Labrum (Pl. VI., A, fig. 3) rather broad, semioval, with two small blunt denticulations at the middle of the anterior margin.

Mandibles (Pl. VI., A, fig. 4) robust, much rounded at the back, of which the lower margin from the apex to the base is produced into a very convex hollow process, inclining towards the inner edge of the mandible, deeply serrate at its edge, and armed at its base with very long sharp sinuated teeth; the inner edge of the mandible itself is simple and somewhat produced at the base, and its apex bluntly hooked.

Maxillæ (Pl. VI., A, fig. 5) unilobed, with the lobe large and strong, obliquely excavated at the apex, and armed with many sharp setiform teeth, the apex itself incurved and very acute. Stipes small.

Mentum (Pl. VI., A, fig. 6, j) rather large, subquadrate, rather dilated at the base.

Labium (Pl. VI., A, fig. 6, k) short and broad, furnished at its anterior extremity with large obtusely conic paraglossæ, hairy on their inner margin.

Lingua (Pl. VI., A, fig. 6, l) very large and very broad, extending beyond the labial palpi.

Pronotum generally small, transverse, entire, and either circularly or ovally rounded in front, with the basal angles not produced.

Scutellum small, usually rounded.

Elytra large, entire.

Wings ample, with the nervures strong at the narrow basal portion, but inconspicuous in the membrane; there is also an elongate oval winglet on the hinder margin of the basal portion.

Abdomen apparently composed of seven segments, of which the two apical are corneous, and the remainder membranaceous.

Prothorax very small, with the *prosternum* (Pl. VI., A, fig. 2, a) very short, broadly elevated between the coxæ; *episterna* minute, scarcely perceptible; *epimera* small, enclosing the coxal cavities behind; coxal cavities small, elongate, and narrow, not contingent.

Pectus with the *mesosternum* (Pl. VI., A, fig. 2, d) very short, deeply excavated in front; *episterna* rather large, subquadrate; *epimera* humeral, rather long, not reaching the coxal cavities; coxal cavities rather large, oblique, oval, moderately distant.

metasternum (Pl. VI., A, fig. 2, g) large, transverse, not extending to the sides of the body, posterior margin between the coxæ straight; *episterna* very large and broad, not reaching to the coxæ; *epimera* long, broadly inflexed beyond the episterna, in other parts concealed by the elytra.

Venter short and broad, composed of six segments, basal segment large and long, the rest short, equal to each other in length, apical segment entire.

Legs anterior with the coxæ long and narrow, not prominent; trochanters small, trigonal; femora simple, generally robust; tibiæ moderate, compressed, generally dilated near the middle; tarsi often robust, four-jointed; 1 rather long; 2 shorter than the first, with its anterior extremity much produced on the under side, and deeply bifid; 3 very small; 4 elongate and slender; claws slender and moderately curved.

intermediate longer and more robust than the anterior, but similar in other respects.

posterior like the intermediate, but rather longer; coxæ considerably distant.

This genus differs from *Corylophus* in both the shape and number of the joints of the antennæ, and also in many parts of its anatomy. All the species yet known belong to the warmer regions of the earth; with few exceptions they inhabit the Western Hemisphere, and may be regarded as the antitypes of the Old World *Corylophi*. In outward appearance they resemble the *Coccinellidæ* so closely that some species have been described by more than one author as members of that family; but in all these cases the antennæ and organs of the mouth are of the most normal *Corylophide* character.

SPECIERUM EPITOMA.

ELYTRIS NIGRIS.

- | | |
|---|----------------|
| L. c. 1.50 mm.—Hemisphericus, glaberrimus, ater, margine anteriori pronoti pellucide alba, ped. atque ant. nigro-piceis | Championi. |
| L. c. 1.25 mm.—Subhemisphericus, glaberrimus, elytris punctatus, ater, margine anteriori pronoti late albidâ, ped. atque ant. flavis | torquatus. |
| L. c. 1.50 mm.—Subhemisphericus, fere glaber, ater, margine anteriori pronoti pellucide alba, ped. atque ant. longis flavis | glabratus. |
| L. c. 1.12 mm.—Ovatus, convexissimus, fere glaber, ater, pronoto antice flavescenti, ped. atque ant. flavis | ater. |
| L. c. 1 mm.—Hemisphericus, modice punctatus, ater, margine anteriori pronoti late pellucidâ, ped. atque ant. late flavis | Jansoni. |
| L. c. 1 mm.—Late ovalis, convexissimus, elytris profunde punctatis, ater, margine anteriori pronoti late pellucide alba, ped. atque ant. robustis, late flavis | marginicollis. |
| L. c. 0.87.—Suborbicularis, impunctatus, ater, margine anteriori pronoti pellucide alba, ped. atque ant. testaceis | orbicularis. |
| L. c. 1.50 mm.—Subhemisphericus, superficie inæquali, nitidissima, niger, elytrorum humeris late testaceis, ped. atque ant. late flavis | nigellus var. |
| L. c. 1.15 mm.—Late ovatus, convexus, nitidissimus, fere impunctatus, aterrimus, dimidio anteriori pronoti late flavâ, pedibus late flavis; ant. flavescens, clavis brevibus, valde incrassatis | insignis. |
| L. c. 1.50 mm.—Late ovatus, glaber, nitidissimus, ater, margine ant. pronoti pellucide flavâ, ped. atque ant. flavis | punctipennis. |
| L. c. 1 mm.—Hemisphericus, nitidissimus, fere glaber, aterrimus, margine pronoti albidâ, ant. perbrevis atque ped. piceis | brevicornis. |
| L. c. 0.75 mm.—Hemisphericus, nitidissimus, fere impunctatus, niger, pronoto plus minusve translucide testaceo, ped. atque ant. sat brevibus, pallide flavis | pusillus. |

ELYTRIS NON NIGRIS.

- | | |
|--|---------------|
| L. c. 1.50 mm.—Subhemisphericus, superficie inæquali, nitidissimâ, plerumque testaceus, plus minusve obscuratus, ped. testaceis, ant. longis piceis | nigellus var. |
| L. c. 1.25 mm.—Subhemisphericus, fere glaber, plus minusve rufescens, pronoto obscuro, margine anteriori pellucide albâ, ped. late flavis, ant. piceis | Lawsoni. |
| L. c. 1.12 mm.—Brevis, hemisphericus, indistincte punctatus, piceo-castaneus, margine anteriori pronoti dilutiori, ped. ferrugineis, ant. flavis, robustis | rotundus. |
| L. c. 1 mm.—Late ovatus, convexissimus, profunde punctatus, rufocastaneus, margine anteriori pronoti pellucidâ, ped. atque ant. pallide flavis | castaneus. |

L. c. 1 mm.—Subhemisphericus, elytrorum superficie inæquali, obscure castaneus, margine anteriori pronoti pellucide flavâ, ped. atque ant. læte flavis	truncatus.
L. c. 1 mm.—Hemisphericus, sat profunde punctatus, rufo-castaneus, margine anteriori pronoti pellucidâ, ped. læte flavis, ant. obscuris	suturalis.
L. c. 1·37 mm.—Subhemisphericus, distincte punctatus, rufo-castaneus, ped. rufo-testaceis, ant. obscure testaceis	unicolor.
L. c. 1·30 mm.—Fuliginosus, plus minusve dilutior, alioqui <i>C. insigni</i> similis	insignis ? (?)
L. c. 1 mm.—Subhemisphericus, ochraceus, distincte punctatus, pilis palliâs dense vestitus, ped. ochraceis, antennis obscurioribus	ochraceus.
L. c. 1 mm.—Subhemisphericus, nitidissimus, vix punctatus, pellucide rufescens, ped. atque ant. læte flavis	pellucidus.
L. c. 0·80 mm.—Ovatus, validissime convexus, nitidissimus, superficie inæquali, rufo-piceus, ant. piceus, maculâ unicâ læte rubrâ ad mediam elytrorum suturam ornatus, pronoto parvo, ped. atque ant. brevibus, læte flavis	Schwarzii.

Corylophodes Championi.

C. championi, Matthews, Biol. Cent.-Amer. Col. ii. pt. i. p. 120, 1888.

L. c. $\frac{1\frac{1}{2}}{16}$ lin. = 1·50 mm.—Hemisphericus, glaberrimus, nitidissimus, aterrimus, margine anteriori pronoti albida, pellucida; *pronoto* parvo, indistinctissime punctato, fere glabro, nitido, margine anteriori modice reflexa, translucide alba, margine basali profunde sinuata, angulis fere rectis; *elytris* pronoto multum latioribus et duplo longioribus, ad media latissimis, fere impunctatis, lateribus marginatis; pedibus atque antennis nigro-piceis.

Body hemispheric, very smooth and very shining, deep black, with the anterior margin of the thorax transparent white.

Head large, black, with the mouth flavescens; eyes large and very prominent; antennæ long and slender, pitchy black, club much incrassated.

Thorax small, very indistinctly punctured, smooth and shining, anterior margin moderately reflexed, transparent white, basal margin deeply sinuated, with the angles right angles.

Scutellum short and rounded.

Elytra much broader and twice longer than the thorax, widest at the middle, almost impunctate, sides margined.

Legs moderate, pitchy-black.

Under parts piceous, metasternum with a deep longitudinal impression on the middle, carried on through the greater part of the first ventral segment.

Differs from others in its large size, hemispheric form, smooth and shining surface, and deep black colour, and deep impression on the metasternum.

Habitat, Central America. Found on Cerro Zunil, Guatemala, by Mr. Champion.

Corylophodes glabratus.

C. glabratus, Matthews, Ann. and Mag. Nat. Hist. 1887, p. 109.

L. c. $\frac{1\frac{1}{2}}{16}$ lin. = 1·50 mm.—Subhemisphericus, postice sat attenuatus, fere glaber, nitidissimus, indistincte alutaceus, aterrimus, margine anteriori pronoti pellucide alba; *pronoto* sat parvo, antice circulariter rotundato et reflexo, indistincte alutaceo, fere glabro, margine anteriori anguste pellucide alba, margine basali fortiter sinuata, angulis obtusis; *elytris* pronoto latioribus, plus quam duplo longioribus,

ante media latissimis, indistincte alutaceis, fere glabris, postice parum attenuatis, apicibus leviter rotundatis, lateribus marginatis; pedibus modicis, flavis, femoribus obscuratis; antennis sat longis, flavescens, articulis 3 et 5 elongatis.

Body subhemispheric, rather attenuated posteriorly, very shining, indistinctly alutaceous, almost smooth, deep black, with the anterior margin of the thorax pellucid white.

Head rather small, flavescens; eyes small; antennæ rather long, flavescens, with the third and fifth joints elongate, 9 and 10 constricted near the apex.

Thorax rather small, circularly rounded and reflexed in front, indistinctly alutaceous, almost smooth, anterior margin narrowly pellucid-white, basal margin strongly sinuated, with the angles obtuse.

Scutellum broad and rounded.

Elytra broader and more than twice longer than the thorax, widest before the middle, indistinctly alutaceous, almost smooth, slightly attenuated posteriorly, sides margined, extremities slightly rounded.

Legs moderate, yellow, with the femora dusky.

Under parts picous, smooth and very shining, head and prothorax paler, epipleural folds yellow.

Differs from *C. marginicollis* in its much larger size, smooth surface, and peculiar antennæ.

Habitat. South America. Found near Rio Janeiro; one example in the collection of the British Museum.

Corylophodes punctipennis, sp. n.

L. c. $\frac{11}{16}$ – $\frac{12}{16}$ lin. 1.37–1.50 mm.—Late ovatus, valde convexus, nitidissimus, pilorum expers, distincte punctatus, niger; *pronoto* modico, antice circulariter rotundato, reflexo et pellucide flavo, leviter sed distincte punctato, interstitiis glabris, nitidissimis, lineâ basali distincta, margine basali profunde sinuata, angulis rectis; *elytris* pronoto vix latioribus, sesqui longioribus, prope media latissimis, profunde et distincte punctatis, interstitiis glabris, nitidis, stria suturali obsoleta, lateribus marginatis, margine dilutiori, apice integro; abdominis pygidio castaneo; pedibus atque antennis flavis, harum clavibus obscuratis.

Fœmineis sculptura magis profunda.

Body broadly ovate, very convex and very shining, without hair, distinctly punctured (more deeply on the females), black, with the anterior margin of the thorax yellow.

Head bright yellow; eyes black, large and prominent; antennæ moderate, yellow, with the club dusky.

Thorax moderate, circularly rounded, reflexed and pellucid yellow in front, finely but distinctly punctured, with the interstices smooth and very shining, basal line distinct, basal margin deeply sinuated, with the angles right angles.

Scutellum very short and broad, rounded.

Elytra scarcely broader, but one-half longer than the thorax, widest near the middle, deeply and distinctly punctured, interstices smooth and shining, sutural stria obsolete, sides margined, with the margin pale, apex entire.

Abdomen castaneous, pygidium scarcely exposed.

Legs moderate, yellow.

Under parts castaneous, mouth bright yellow, apical segments of the venter paler, epipleural fold of the elytra bright yellow.

Differs from other species in size, shape and sculpture.

Habitat, Asia. Found in Japan, near Ichiuchi and Kurigahaza, by Mr. Lewis.

Corylophodes torquatus.

C. torquatus, Matthews, Biol. Cent.-Amer. Col. ii. pt. i. p. 121, 1888.

L. c. $\frac{1}{16}$ lin. = 1.25 mm.—Subhemisphericus, glaberrimus, nitidissimus, levissime punctatus, aterrimus, margine anteriori pronoti late pellucide albâ; *pronoto* parvo, antice circulariter rotundato, minute et leviter punctato, interstitiis glabris, nitidissimis, margine anteriori late reflexâ et late pellucide albâ, margine basali modice sinuata, angulis fere rectis; *elytris* pronoto latioribus, plus quam sesqui longioribus, ad media latissimis, remote et sat profunde punctatis, interstitiis glabris, nitidissimis, lateribus late marginatis; pedibus flavis, femoribus obscuratis; antennis testaceis, clavibus infuscatis, valde incrassatis.

Body subhemispheric, very smooth and shining, faintly punctured, deep black, with the whole anterior margin of the thorax broadly transparent white.

Head dusky-testaceous; eyes large and prominent; palpi large, yellow; antennæ large, pale yellow, with the club long and dusky.

Thorax small, circularly rounded in front, minutely and lightly punctured, with the interstices smooth and very shining, anterior margin broadly reflexed, and broadly transparent white, basal margin moderately sinuated, with the angles nearly right angles.

Scutellum rather large, triangular, impunctate.

Elytra broader and more than one-half longer than the thorax, widest at the middle, remotely and rather deeply punctured, with the interstices smooth and very shining, sides broadly margined.

Legs yellow, with the femora dusky.

Under parts black, metasternum not depressed.

Differs from *C. Championi* in its smaller size, narrower form, deeper sculpture, and broadly margined elytra.

Habitat, Central America. Found near Zapote, Guatemala, and Senahu, Vera Paz, by Mr. Champion.

Corylophodes Jansoni.

C. jansoni, Matthews, Biol. Cent.-Amer. Col. ii. pt. i. p. 120, 1888.

L. c. $\frac{8}{16}$ lin. = 1 mm.—Hemisphericus, glaberrimus et nitidissimus, modice punctatus, aterrimus, margine anteriori pronoti late pellucidâ; *pronoto* parvo, antice circulariter rotundato, modice punctato, interstitiis glabris, nitidissimis, margine anteriori late reflexâ et late pellucidâ, margine basali scutellum versus multum productâ, angulis fere rectis; *elytris* pronoto latioribus, plus quam sesqui longioribus, ante media latissimis, validissime convexis, modice punctatis, interstitiis glabris, nitidissimis; lateribus marginatis; pedibus atque antennis late flavis.

Body hemispheric, very smooth and very shining, moderately punctured, deep black, with the anterior margin of the thorax broadly pellucid.

Head rufo-testaceous; eyes moderate; antennæ rather long, bright yellow.

Thorax small, circularly rounded in front, moderately punctured, with the interstices smooth and very shining, anterior margin broadly reflexed and broadly transparent, basal margin much produced towards the scutellum, with the angles nearly right angles.

Scutellum small and rounded.

Elytra broader and more than one-half longer than the thorax, widest before the middle, exceedingly convex, moderately punctured, with the interstices smooth and very shining, sides margined.

Legs moderate, bright yellow.

Under parts rufo-testaceous.

Differs from others in its small size, broadly reflexed anterior margin of its thorax, deep black colour, and bright yellow legs and antennæ.

Habitat, Central America. Found in Chontales, Nicaragua, by Mr. Janson.

Corylophodes brevicornis, sp. n.

L. c. $\frac{7}{16}$ — $\frac{9}{16}$ lin. = 1.12 mm.—Hemisphericus, nitidissimus, indistincte alutaceus, fere glaber, aterrimus; *pronoto* perparvo, antice circulariter rotundato, modice reflexo et anguste pellucide albido, indistincte alutaceo, margine basali modice sinuata, angulis obtusis; *elytris* pronoto multum latioribus et plus quam duplo longioribus, prope medio latissimis, indistincte alutaceis, stria suturali obsoleta, lateribus late marginatis, apice obtuso; pedibus modicis, rufo-piceis; antennis perbrevibus, nigro-piceis, articulo septimo haud incrassato.

Body hemispheric, very shining, indistinctly alutaceous, almost smooth, deep black. *Head* rufo-piceous; eyes large and prominent, piceous; antennæ very short, nigro-piceous, with the seventh joint not incrassate.

Thorax very small, circularly rounded, moderately reflexed, and narrowly pellucid white in front, indistinctly alutaceous, basal margin moderately sinuated, with the angles obtuse.

Scutellum moderate, triangular.

Elytra much broader and more than twice longer than the thorax, widest near the middle, indistinctly alutaceous, sutural stria obsolete, sides broadly margined, apex obtuse.

Legs moderate, rufo-piceous.

Under parts nigro-piceous, head, prothorax, and apex of the venter rufescent, epipleural fold of the elytra yellow

Differs from *C. nigellus* in its smaller size, lighter sculpture, small thorax, short antennæ, and piceous legs.

Habitat, Australia. Found in Queensland.

Corylophodes orbicularis.

C. orbicularis, Matthews, Biol. Cent.-Amer. Col. ii. pt. i. p. 122, 1888.

L. c. $\frac{7}{16}$ lin. = 0.87 mm.—Fere orbicularis, aterrimus, nitidissimus, impunctatus; *pronoto* brevi, antice circulariter rotundato, margine anteriori modice reflexa, pellucide alba, margine basali scutellum versus valde productâ, angulis fere rectis; *elytris* brevibus, pronoto sat longioribus, parum latioribus, prope humeros latissimis, lateribus late marginatis, margine rufo-piceo; pedibus testaceis, articulo basali tarsorum magno, apicali tenui et valde elongato; antennis testaceis, clavis infuscatis, articulo tertio valde elongato.

Body almost orbicular, deep black, very shining and impunctate.

Head rufo-castaneous; eyes moderate; antennæ moderate, testaceous, with the club dusky, and the third joint very long.

Thorax short, circularly rounded in front, anterior margin moderately reflexed, pellucid white, basal margin very much produced towards the scutellum, with the angles nearly right angles.

Scutellum broad, triangular.

Elytra short, rather longer and slightly broader than the thorax, widest near the shoulders, sides broadly margined, with the margin rufo-piceous.

Legs moderate, testaceous, with the basal joint of the tarsi very large, and the apical joint very long and slender.

Under parts dark castaneous.

Differs from other species in its small size, orbicular form, impunctate and very shining surface, deep black colour, and peculiar form of the joints of the antennæ and tarsi.

Habitat, Central America. Found near the river Belize by M. Blancaneaux.

Corylophodes marginicollis.

Corylophus marginicollis, Le Conte, Proc. Ac. Nat. Sci. Philad. vi. p. 143, 1852.

L. c. $\frac{8}{16}$ lin. = 1 mm.—Late ovalis, convexissimus et nitidissimus, elytris profunde punctatis, aterrimus, margine anteriori pronoti late albo-pellucida; *pronoto* sat parvo, antice circulariter rotundato, minute et indistincte punctato, interstitiis glabris, nitidissimis, lineâ basali conspicua, margine anteriori late reflexa et late albo-pellucida, interne rufescenti, margine basali profunde sinuata et scutellum versus longe producta, angulis sat obtusis; *elytris* pronoto sat latioribus et duplo longioribus, prope media latissimis, punctis latis sat confertim impressis, interstitiis glabris, nitidis, stria suturali sat profunda, lateribus marginatis, apice sat acuto; pedibus atque antennis valde robustis, late flavis.

Body broadly oval, very convex and very shining, elytra deeply punctured, deep black, with the anterior margin of the thorax broadly pellucid white.

Head piceous; eyes rather small; antennæ very robust, bright yellow, with the eighth joint nearly as large as the seventh.

Thorax rather small, circularly rounded in front, minutely and indistinctly punctured, with the interstices smooth and very shining, basal line very distinct, anterior margin broadly reflexed and broadly pellucid white, with a rufous tinge on the inner edge, basal margin deeply sinuated, much produced towards the scutellum, with the angles rather obtuse.

Scutellum small, triangular, and punctured.

Elytra rather broader and twice longer than the thorax, widest near the middle, rather closely marked with broad punctures, with the interstices smooth and shining, sutural stria rather deep, sides margined, apex rather acute.

Legs very robust, bright yellow, with the tibiæ much dilated and spinose towards the apex.

Under parts piceous, metasternum very smooth and shining, first ventral segment strongly tuberculate in the middle.

Differs from others in its oval form, great convexity, deeply sculptured elytra, robust and bright yellow legs and antennæ, dilatation of the tibiæ, and peculiar sculpture of the first ventral segment.

Habitat, North America.

Corylophodes ater, sp. n.

L. c. $\frac{9}{16}$ lin. = 1.12 mm.—Ovate-hemisphericus, fere glaber, nitidissimus, aterrimus, pronoto antice flavescenti; *pronoto* medio, antice fere circulariter rotundato, indistincte punctato, interstitiis glabris, nitidissimis, lineâ basali profunda, margine basali sat profunde sinuata, angulis acutis; *elytris* pronoto latioribus et sesqui longioribus, ante media latissimis, postice parum acuminatis, indistinctissime punctatis, striâ suturali distincta, sutura rufescenti; pedibus brevibus, late flavis; antennis flavis, clavibus piceis, articulo nono magno, triangulari.

Body ovately hemispheric, almost smooth, and very shining, deep black, with the front of the thorax flavescens.

Head moderate, piceous; eyes large and prominent; antennæ moderate, yellow, with the club piceous, ninth joint much enlarged and triangular.

Thorax moderate, almost circularly rounded, and flavescens in front, indistinctly

punctured, with the interstices smooth and very shining, basal line deep, basal margin rather deeply sinuated, with the angles acute.

Scutellum broad, triangular, and rufescent.

Elytra broader and one-half longer than the thorax, widest before the middle, slightly acuminate towards the apex, very indistinctly punctured, sutural stria distinct, suture rufescent.

Legs short, bright yellow.

Under parts piceous.

Differs from *C. nigellus* in its more circular and more flavescens thorax, much fainter sculpture, and much shorter antennæ, with the ninth joint much enlarged.

Habitat not given (in the collection of Dr. Dohrn).

Corylophodes pusillus, sp. n.

L. c. $\frac{9}{16}$ lin. 0.76 mm.—Hemisphericus, nitidissimus, minute et indistincte punctatus, pronoto plus minusve translucide testaceo, clytris nigris; capite magno, testaceo, oculis nigris prominentibus, antennis pallide flavis, sat brevibus; pronoto parvo, antice circulariter rotundato, late reflexo et plus minusve translucide testaceo, indistincte punctato, interstitiis glabris, nitidissimis, margine basali sinuata, scutellum versus producta, angulis sat acutis; clytris pronoto plus quam duplo longioribus, multum latioribus, prope media latissimis, postice parum attenuatis, valde convexis, indistincte punctatis, interstitiis glabris, nitidissimis, lateribus leviter marginatis, apicibus obtusis; pedibus pallide flavis.

Body hemispheric, very shining, minutely and indistinctly punctured, thorax more or less translucidly testaceous, with the disc dusky.

Head large, testaceous; eyes black and prominent; antennæ rather short, pale yellow.

Thorax small, circularly rounded, broadly reflexed, more or less translucidly testaceous in front, with the disc dusky, indistinctly punctured, with the interstices smooth and very shining, basal margin sinuated and produced towards the scutellum, with the angles rather acute.

Scutellum very small, subtriangular, very shining.

Elytra more than twice longer and much broader than the thorax, widest near the middle, slightly attenuated posteriorly, very convex, indistinctly punctured, with the interstices smooth and very shining, sides faintly margined, extremities obtuse.

Legs pale yellow.

Under parts testaceous.

Differs from others in its small size, very shining and almost impunctate surface, and broadly translucent thorax.

Habitat, America. Found by Mr. Smith in the island of Grenada in the West Indies.

Corylophodes nigellus.

(*Holopsis*) *nigellus*, Broun, New Zeal. Journ. Sci. i. p. 499, 1883.

L. c. $\frac{10}{16}$ – $\frac{11}{16}$ lin. 1.50–1.63 mm.—Fere hemisphericus, parum postice acuminatus, nitidissimus, indistincte punctatus, rufo-piceus, elytrorum suturâ late, atque pronoto dilutioribus; pronoto parvo, antice ovaliter rotundato, minute et indistincte punctato, interstitiis glabris, nitidis, rufescenti, disco obscurato, margine anteriori sat late reflexa, pellucidâ, margine basali leviter sinuata, angulis obtusis; clytris pronoto multum latioribus et plus quam duplo longioribus, ante media latissimis, apicem versus parum acuminatis, piceis, sutura late atque apice rufescentibus,

indistincte punctatis, interstitiis glabris, nitidis, lateribus marginatis, apice sat acuto; pedibus modicis, late flavis; antennis sat longis, rufo-piceis.

Body nearly hemispheric, rather acuminate towards the apex of the elytra, very shining, indistinctly punctured, rufo-piceous, with the thorax and the suture of the elytra broadly rufescent.

Head small, rufescent; eyes moderate; antennæ rather long, rufo-piceous.

Thorax small, ovally rounded in front, minutely and indistinctly punctured, with the interstices smooth and shining, rufescent, with the disc infuscate, anterior margin rather broadly reflexed, pellucid, basal margin faintly sinuated, with the angles obtuse.

Scutellum broad and rounded.

Elytra much broader and more than twice longer than the thorax, widest before the middle, slightly acuminate at the apex, piceous, with the suture broadly and the apex rufous, indistinctly punctured, with the interstices smooth and shining, sides margined, apex rather acute.

Legs moderate, bright yellow.

Under parts piceous, very shining, head, and apex and edges of the ventral segments rufo-testaceous, ventral segments 2-5 with a transverse medial row of punctures.

Differs from *C.* ———* in its smaller size, acuminate elytra, and totally different colour.

Habitat, Australasia. Found in New Zealand.

Corylophodes unicolor.

C. unicolor, Matthews, Ann. and Mag. Nat. Hist., 1887, p. 109.

L. c. $\frac{11}{16}$ lin. = 1.37 mm.—Subhemisphericus, nitidissimus, remote sed distincte punctatus, totus rufo-castaneus; *pronoto* sat magno, sat profunde punctato, interstitiis glabris, nitidis, antice ovaliter rotundato, modice reflexo, atque parum dilutiori, margine basali fere recta, angulis acutis; *elytris* pronoto sat latioribus, duplo longioribus, et minus profunde punctatis, ad media latissimis, remote punctatis, interstitiis glabris, nitidis, lateribus leviter marginatis, apicibus parum rotundatis; pedibus modicis, rufo-testaceis; antennis modicis, obscure testaceis, articulo apicali dilutiori.

Body subhemispheric, slightly oval, very shining, remotely but distinctly punctured, entirely rufo-castaneous.

Head large, eyes castaneous; antennæ moderate, dusky-testaceous, with the apical joint pale.

Thorax rather large, ovally rounded, moderately reflexed, and paler in front, rather deeply punctured, with the interstices smooth and shining, basal margin nearly straight, with the angles acute.

Scutellum large, triangular, distinctly punctured.

Elytra rather broader, twice longer, and more faintly punctured than the thorax, widest at the middle, remotely punctured, with the interstices smooth and shining, sides faintly margined, extremities slightly rounded.

Legs moderate, rufo-testaceous.

Under parts castaneous, minutely and remotely punctured.

Differs from others in the larger size and acute angles of its thorax, and in its uniform castaneous colour.

Habitat, Asia. Found in Java by Mr. Bowering. In the collection of the British Museum.

* The name was left blank by the author, and it is not clear what species he refers to.—[ED.]

Corylophodes castaneus.

C. castaneus, Matthews, Biol. Cent.-Amer. Col. ii. pt. i. p. 121, 1888.

L. c. $\frac{9}{16}$ lin. = 1 mm.—Late ovatus, postice attenuatus, validissime convexus, nitidus, profunde et distincte punctatus, rufo-castaneus, margine anteriori pronoti pellucida; *pronoto* parvo, antice ovaliter rotundato, minutissime punctato, interstitiis glabris, nitidissimis, margine anteriori reflexa, pellucida, margine basali scutellum versus valde producta, angulis sat obtusis; *elytris* pronoto latioribus, sesqui longioribus, ante media latissimis, postice sat attenuatis, validissime convexis, profunde punctatis, interstitiis leviter alutaceis, nitidis, lateribus marginatis; pedibus atque antennis pallide flavis.

Body broadly ovate, attenuated posteriorly, exceedingly convex, shining, deeply and distinctly punctured, rufo-castaneous, with the anterior margin of the thorax transparent.

Head flavescens, eyes moderate; antennae pale yellow.

Thorax small, ovally rounded in front, very minutely punctured, with the interstices smooth and shining, anterior margin reflexed and transparent, basal margin much produced towards the scutellum, with the angles rather obtuse.

Scutellum moderate, obtusely triangular.

Elytra broader and one-half longer than the thorax, widest before the middle, rather attenuated posteriorly, exceedingly convex, deeply punctured, with the interstices shining and faintly alutaceous, sides margined.

Legs moderate, pale yellow.

Under parts testaceous.

Differs from others in its narrower and more ovate form, deeper sculpture, and castaneous colour.

Habitat, Central America. Found near San Juan, Vera Paz, by Mr. Champion.

Corylophodes rotundus.

(*Corylophus*) *rotundus*, Sharp, Trans. R. Dublin Soc. (2) iii. p. 127, 1885.

L. c. $\frac{9}{16}$ lin. = 1.12 mm.—Brevis, hemisphericus, nitidissimus, indistincte punctatus, rufo-castaneus, margine anteriori pronoti dilutiori; *pronoto* sat magno, semicirculari, leviter punctato, interstitiis glabris, nitidis, margine anteriori late reflexa, pallide pellucida, margine basali vix sinuata, angulis acutis, parum productis; *elytris* sat brevibus, pronoto sesqui longioribus, vix latioribus, sat fortiter punctatis, interstitiis glabris, nitidissimis, suturâ atque apicibus parum dilutioribus, lateribus marginatis; pygidio exserto, rufo-castaneo; pedibus valde robustis, rufo-ferrugineis; antennis valde robustis, late flavis.

Head large, yellow; eyes black; antennae very robust, bright yellow.

Thorax rather large, semicircular, rather faintly punctured, with the interstices smooth and shining, anterior margin broadly reflexed, pellucid-white, basal margin very faintly sinuated, with the angles acute and slightly produced.

Scutellum rather large, obtusely triangular, rufo-testaceous, with a large puncture near each basal angle.

Elytra rather short, one-half longer, but scarcely broader than the thorax, rather strongly punctured, with the interstices smooth and very shining, suture and apex paler, sides margined.

Abdomen with the pygidium exposed, rufo-castaneous.

Legs very robust, rufo-ferruginous.

Under parts castaneous, venter paler.

Differs from other species in the larger size, and acute posterior angles of its thorax, .

its rufo-testaceous and punctured scutellum, and in the robust form of its legs and antennæ.

Habitat, Sandwich Islands. Found near Honolulu by the Rev. T. Blackburn.

Corylophodes truncatus.

(*Corylophus*) *truncatus*, Le Conte, Proc. Ac. Nat. Sci. Philad. vi. p. 143, 1852.

L. c. $\frac{7}{16}$ – $\frac{8}{16}$ lin. = 8·7–1 mm.—Subhemisphericus, postice parum attenuatus, nitidissimus, elytrorum superficie inæquali, obscure castaneus, plus minusve rufescens; *pronoto* permagno, lato, antice circulariter rotundato, glabro, nitidissimo, rufescenti, margine anteriori pellucide flavâ, et late reflexâ, lineâ basali distinctâ, margine basali modice sinuatâ, angulis productis, acutis; *elytris* postice attenuatis, pronoto longioribus, haud latioribus, ad humeros latissimis, nitidissimis, superficie inæquali et indistincte punctatâ, stria suturali levissimâ, piceo-castaneis, lateribus atque sutura late rufescentibus, lateribus late marginatis, apice obtuso; pedibus valde robustis, kete flavis, tibiis valde dilatatis; antennis robustis, late flavis, clavis obscurioribus, articulo septimo valde incrassato.

Body subhemispheric, slightly attenuated posteriorly, very shining, with the surface of the elytra uneven, dark castaneous, more or less rufescent.

Head large, yellow; eyes large and very prominent; antennæ robust, bright yellow, with the club dusky, and the seventh joint very much enlarged.

Thorax very large and broad, circularly rounded in front, smooth and very shining, rufescent, with the anterior margin transparent yellow and broadly reflexed, basal line distinct, basal margin moderately sinuated, with the angles produced and acute.

Scutellum rather large and broad, subtriangular.

Elytra attenuated towards the apex, longer but not broader than the thorax, widest at the shoulders, very shining, with the surface uneven and indistinctly punctured, sutural stria faint, dark castaneous, with the sides and suture broadly rufous, sides broadly margined, apex obtuse.

Legs very robust, bright yellow, tibiæ much dilated.

Under parts dark castaneous, with the prothorax yellow, and a deep oval depression in the middle of the first ventral segment.

Differs from others in its large and broad thorax, attenuated elytra, more or less rufescent colour, and general sculpture.

Habitat, North America. A very distinct and easily recognised species.

Corylophodes suturalis.

(*Corylophus*) *suturalis*, Sharp, Trans. R. Dublin Soc. (2) iii. p. 127, 1885.

L. c. $\frac{8}{16}$ lin. = 1 mm.—Hemisphericus, nitidissimus, sat profunde punctatus, rufo-castaneus, marginibus elytrorum atque sutura rufis; *pronoto* modico, semicirculari, punctis magnis leviter impressis notato, interstitiis glabris, nitidissimis, lineâ transversâ ad marginem basalem impresso, margine anteriori late reflexâ, pellucidâ, margine basali vix sinuatâ, angulis sat acutis; *elytris* pronoto sesqui longioribus, vix latioribus, pone humeros latissimis, punctis magnis, leviter impressis notatis, interstitiis nitidis, sat late marginatis; scutello lato, rotundato, rufo; pygidio minime exserto, rufo; pedibus sat longis, kete flavis; antennis obscuris, articulis basalibus late flavis.

Head moderate, antennæ dusky, with the basal joints bright yellow.

Thorax moderate, semicircular, marked with large shallow punctures, with the interstices smooth and very shining, and a transverse impressed line near the

basal margin, anterior margin broadly reflexed, pellucid, basal margin scarcely sinuated, with the angles rather acute.

Scutellum broad, rounded, and rufous.

Elytra one-half-longer, but scarcely broader, than the thorax, widest behind the shoulders, marked with large shallow punctures, with the interstices shining, sides rather broadly margined.

Abdomen with the pygidium slightly exposed, rufous.

Legs rather long, bright yellow.

Under parts castaneous, prothorax yellow.

Differs from *C. rotundus* in its smaller size, rufous scutellum, suture and margins of the elytra, and in its coarser sculpture.

Habitat, Sandwich Islands. Found by the Rev. T. Blackburn on Nunanu Pate, near Honolulu.

Corylophodes Lawsoni.

(*Holopsis*) *Lawsoni*, (Crotch, MS.) Broun, New Zeal. Journ. Sci. i. p. 499, 1883.

L. c. $\frac{9}{16}$ – $\frac{10}{16}$ lin. = 1.12–1.25 mm. Subhemisphericus, postice acuminatus, fere glaber, nitidissimus, clytris totis late rufis, vel plus minusve obscuratis, pronoto nigrescenti, margine anteriori albo-pellucida; *pronoto* modico, antice fere circulariter rotundato, minute et remote punctato, interstitiis glabris, nitidis, ad marginem basalem linea impressa notato, vel nigrescenti, vel rufo, plus minusve in disco nigrescenti, margine anteriori reflexa, albo-pellucida, margine basali leviter sinuata, angulis fere rectis; *clytris* vel late rufis, vel plus minusve nigrescentibus, pronoto parum latioribus, duplo longioribus, prope humeros latissimis, indistincte punctatis, nitidissimis, stria suturali distincta, postice parum acuminatis, lateribus sat late marginatis, apice sat acuto; pedibus brevibus, late flavis, femoribus obscuratis; antennis sat longis, piceis.

Body almost hemispheric, slightly acuminated posteriorly, almost smooth and very shining, elytra bright rufous, or more or less clouded with black, thorax generally black, with the anterior margin pellucid-white, sometimes rufous with the disc clouded with black.

Head small, rufescent; eyes moderate; antennae rather long, piceous.

Thorax moderate, almost circularly rounded in front, minutely and remotely punctured, with the interstices smooth and shining, with an impressed line near the basal margin, either black, or rufous clouded with black, anterior margin reflexed, pellucid white, basal margin slightly sinuated, with the angles nearly right angles.

Scutellum rather large, rounded.

Elytra either bright rufous, or more or less clouded with black, rather broader and twice longer than the thorax, widest near the shoulders, rather acuminated posteriorly, very shining, indistinctly punctured, sutural stria distinct, sides rather broadly margined, apex rather acute.

Legs short, bright yellow, with the femora dusky.

Under parts rufo-castaneous.

Differs from others in its posteriorly acuminated form, and especially in its bright and lively colours.

Habitat, Australasia. Found in New Zealand.

This pretty species in form and colour so strongly resembles the *Coccinellide* that it has more than once been placed in that family; but its whole anatomy, especially in the organs of the mouth, is in every respect purely *Corylophide*.

Corylophodes ochraceus, sp. n.

L. c. $\frac{8}{16}$ lin. = 1 mm.—Subhemisphericus, nitidus, ochraceus, pilis pallidis dense vestitus, pronoto glabro, elytris profunde punctatis: *pronoto* modico, antice circulariter rotundato, late reflexo et translucido, fere glabro, margine basali sinuata, angulis acutis; *elytris* magnis, pronoto multum latioribus et plus quam duplo longioribus, ad media latissimis, profundissime punctatis, interstitiis glabris, nitidis, lateribus late marginatis, postice parum attenuatis, apice integro; pedibus modicis, ochraceis; antennis obscurioribus.

Body subhemispheric, shining, ochraceous, thickly covered with pale hair, with the thorax smooth and the elytra deeply punctured.

Head rather large, ochraceous; eyes moderate, ochraceous; antennæ rather short, dusky.

Thorax moderate, circularly rounded, broadly reflexed and pellucid in front, nearly smooth, basal margin sinuated, with the angles acute.

Scutellum short and broad.

Elytra large, much broader and more than twice longer than the thorax, widest at the middle, very deeply punctured, with the interstices smooth and shining, sides broadly margined, rather attenuated posteriorly, apex entire.

Legs moderate, ochraceous.

Under parts testaceous.

Differs from others in its small size, smooth thorax and deeply punctured elytra, and uniform ochraceous colour.

Habitat, Asia. Found in Ceylon by Mr. Lewis.

Corylophodes pellucidus, sp. n.

L. c. $\frac{8}{16}$ lin. = 1 mm.—Subhemisphericus, nitidissimus, indistinctissime punctatus, livide rufescens; *pronoto* parvo, pallide pellucido, lineis duabus, transversis, iridescentibus ornato, antice ovaliter rotundato, late reflexo, translucido oculis exhibenti, remote et indistincte punctato, interstitiis glabris, nitidissimis, margine basali sinuata, angulis modicis; *elytris* obscurioribus, pronoto latioribus et plus quam duplo longioribus, ad media latissimis, punctis magnis indistincte impressis, interstitiis nitidissimis, striâ suturali profunda, lateribus leviter marginatis, apice acuto; pedibus atque antennis modicis, læte flavis.

Body subhemispheric, very shining, very indistinctly punctured, livid-rufescent.

Head large, flavescent; eyes large and prominent, plainly visible through the pronotum; antennæ moderate, pale yellow.

Thorax small, pale and transparent, ornamented with two transverse iridescent lines, ovally rounded and broadly reflexed in front, remotely and indistinctly punctured, with the interstices smooth and very shining, basal margin sinuated, with the angles moderate.

Scutellum moderate, triangular.

Elytra more dusky, broader, and more than twice longer than the thorax, widest at the middle, marked with large indistinct punctures, interstices very shining, sutural stria deep, sides faintly margined, apex acute.

Legs moderate, bright yellow.

Under parts castaneous.

Differs from other species in its small size, transparent and iridescent thorax, and indistinct sculpture.

Habitat, America. Found in Guadalupe by M. Sallé.

Corylophodes Schwarzii, sp. n.

L. c. $\frac{1}{16}$ – $\frac{7}{16}$ lin. = 0.75–0.87 mm.—Ovatus, validissime convexus, nitidissimus, pilorum expers, fere impunctatus, vel rufo-piceus, vel piceus, macula unica late rubra ad mediam clytrorum suturam ornatus; *pronoto* parvo, plus minusve flavescenti, antice ovaliter rotundato, leviter reflexo, et pellucido, nitidissimo, indistincte punctato, margine basali profunde sinuata, angulis sat obtusis; *clytris* sat longis, pronoto parum latioribus, duplo longioribus, ante media latissimis, superficie inaequali, nitidissimis, indistincte punctatis, rufo-piceis, aut piceis, macula unica late rubra ad mediam suturam ornatis, lateribus leviter marginatis, apice obtuso; pedibus atque antennis brevibus, late flavis.

Body ovate, exceedingly convex, very shining, without hair, almost impunctate, either rufo-piceous or piceous with a single bright red spot near the middle of the suture between the clytra.

Head small, castaneous; eyes moderate, castaneous; antennæ short, bright yellow.

Thorax small, more or less flavescens, ovally rounded, slightly reflexed and pellucid in front, very shining, indistinctly punctured, basal margin deeply sinuated, with the angles rather obtuse.

Scutellum small, triangular.

Elytra rather long, rather broader and twice longer than the thorax, widest before the middle, surface uneven and very shining, indistinctly punctured, either rufo-piceous or piceous, with a single bright red spot near the middle of the suture, sides slightly margined, apex obtuse.

Legs short, bright yellow.

Under parts castaneous, with the apex of the venter yellow.

Differs from others in its small thorax, large clytra, with an uneven surface and a single bright red spot of variable size near the middle of the suture common to both sides.

Habitat, North America. Found near Los Angeles, California, by Mr. H. Schwarz.

Corylophodes insignis.

C. insignis, Matthews, Ann. and Mag. Nat. Hist. 1887, p. 109.

L. c. $\frac{11}{16}$ – $\frac{12}{16}$ lin. 1.37–1.50 mm.—Late ovatus, convexus, nitidissimus, glaberrimus, fere impunctatus, aterrimus, dimidio anteriori pronoti late flavo; *pronoto* sat parvo, antice fere circulariter rotundato, et modice reflexo, dimidio anteriori late flavo, posteriori aterrimo, linea basali obsoleta, margine basali scutellum versus producta, angulis sat acutis; *clytris* longis, pronoto latioribus, et plus quam duplo longioribus, prope media latissimis, aterrimis, glaberrimis et nitidissimis, lateribus leviter marginatis, epipleuris flavis, apice parum acuminato, stria suturali nulla; pedibus sat longis, late flavis; antennis flavescens, clavis brevibus, validissime incrassatis, nigrescentibus. Exempla nonnulla minora et dilutiora sunt; forsan fœminea.

Body broadly ovate, convex, very smooth and shining, almost impunctate, deep black, with the anterior half of the thorax bright yellow.

Head moderate, flavescens; eyes black, moderate; antennæ flavescens, the third joint very long, the club short and very broad, almost black.

Thorax rather small, almost circularly rounded and moderately reflexed in front, with the anterior half bright yellow and the posterior black, basal line obsolete, basal margin produced towards the scutellum, with the angles rather acute.

Scutellum broad, subtriangular.

Elytra long, broader and more than twice longer than the thorax, widest near the middle, deep black, very smooth and shining, sides slightly margined, epipleural fold yellow, apex rather acuminate.

Legs rather long, bright yellow.

Under parts picous, mouth, prothorax, and epipleura yellow, metasternum and first ventral segment very smooth and shining.

Differs from all other species in its large size, ovate form, impunctate surface, very remarkable colour, and the short and greatly incrassated club of the antennæ.

Habitat, South America. Found in Chili.

Some specimens, probably females, are smaller and much paler in colour.

In the shape of some parts of its antennæ, and of the lobe of the maxilla, this species differs very much from the type of *Corylophodes*, but I do not think that these points are by themselves of sufficient importance to constitute a distinct genus.

HOPLICNEMA, gen. nov. Pl. V., C.

ὀπλιζω, to arm; κνήμη, tibia.

Corpus subovatum, convexum, pilorum expers.

Caput magnum, latum, sub pronoto totum occultum, oculis magnis, prominentibus; parte gulari convexa, ore sat elongato, deflexo.

Antennæ (Pl. V., C, fig. 7) 11-articulatæ: 1 permagno, valde incrassato, pyriformi, recurvato; 2 sat gracili, parvo, brevi; 3 secundo multum graciliori et breviori; 4-6 tertio brevioribus, sibiipsis paribus; 7 valde elongato et leviter incrassato, præcedentibus quatuor longitudine aequali; 8 parvo, subquadrato; 9-11 permagnis, valde incrassatis, clavam foliatam formantibus, ejus articulus intermedius cæteris minor, ultimus major atque ovalis existit.

Palpi maxillares (Pl. V., C, fig. 5, w) permagni, valde robusti, 4-articulati; 1 exiguo; 2 permagno, longo, robusto, subcylindrico; 3 perbrevis, transverso; 4 modico, subconico, obtusissimo.

Palpi labiales (Pl. V., C, fig. 6, m) modici, subovati, 3-articulati; 1 exiguo; 2 sat magno, semiovato; 3 subquadrato.

Labrum (Pl. V., C, fig. 3) sat magnum, subquadratum, antice leviter emarginatum.

Mandibulæ (Pl. V., C, fig. 4) lineares, valde elongatæ, ad apices bifidæ, apicibus unguiformibus, acutissimis. Stipes longus, deplanatus, reflexus.

Maxille (Pl. V., C, fig. 5) unilobatæ, lobo longo, sat lato, simplici, ad apicem acutissimo, vix incurvato. Stipes parvus.

Mentum (Pl. V., C, fig. 6, j) subquadratum, lateribus leviter sinuatis, margine anteriori media leviter acuminatâ.

Labium (Pl. V., C, fig. 6, k) subcordiforme, antice latissimum, mento brevius, fere pariter latum.

Lingua (Pl. V., C, fig. 6, l) minuta, acuminata, apice bifido.

Pronotum magnum, latum, transversum, margine anteriori integrâ, circulariter rotundatâ, margine basali sat profunde sinuata, angulis acutissimis, sat longe productis.

Scutellum modicum, sat latum, rotundatum.

Elytra modica, integra.

Alæ atque *abdomen* non examinatæ.

Prothorax prosterno (Pl. V., C, fig. 2, a) perparvo, inter coxas sat late elevato; *episternis* inconspicuis; *epimeris* sat magnis, coxarum receptacula postice fere tota cingentibus; receptaculis coxarum magnis, ovalibus.

Pectus mesosterno (Pl. V., C, fig. 2, d) sat brevis; *episternis* magnis, sublongis; *epimeris* humeralibus, magnis, subtriangularibus, a receptaculis coxarum remotis; coxarum receptaculis parum distantibus.

- metasterno* (Pl. V., C, fig. 2, g) sat brevi, transverso, corporis lateribus late remoto, margine posteriori inter coxas recta; *episternis* permagnis, latis, metasterno pariter longis; *epimeris* ultra episterna triangulariter inflexis, reliquis sub clytris occultis.
- Venter* segmentis sex compositus; 1 permagno, longo; 2, 3, 4 brevibus, sibiipsis paribus; 5 magno, longo; 6 brevi, integro.
- Pedes* *anterioribus* ceteris longiores; trochanteribus elongato-triangularibus; femoribus longis, robustis, ad apices leviter laminatis; tibiis (Pl. V., C, fig. t.) sat longis, ad medias dilatatis, atque ad latus interius processu longo, lato, cultriformi, ad apicem acuto armatis; tarsis brevibus, robustis, 4-articulatis; 1 et 2 profunde bilobatis, late dilatatis, atque setis longis instructis; 3 exiguo; 4 elongato, sat robusto, subtus dente magno armato; unguibus robustis, valde incurvatis, et subtus dentatis.
- intermediis* femoribus simplicibus; tibiis ad apices dilatatis, pilosis; farsis brevibus, articulo primo secundo longiori, 1 et 2 dilatatis, profunde bilobatis, pilosis; alioqui antieis similes.
- posticis* intermediis parum longiores, alioqui similes.
- Coxa anteriores* magna, elongatae, prominentes, per carinam divisae.
intermediae rotundatae, parum distantes.
posteriores modicae, anguste pyriformes, late remotae.

Body subovate, convex, without hair.

Head large and broad, entirely covered by the thorax: eyes large and prominent; gular portion convex; mouth delexed, rather elongate.

Antennae (Pl. V., C, fig. 7) eleven-jointed; 1 very large, much incrassated, recurved and pyriform; 2 rather slender, short, and small; 3 shorter and much more slender than the second; 4-6 shorter than the third, equal to each other; 7 very much elongate and slightly incrassated, equal in length to the four preceding combined; 8 small, subquadrate; 9-11 very large and much incrassated, forming a foliate club, of which the intermediate joint is the smallest, and the apical largest and oval.

Maxillary palpi (Pl. V., C, fig. 5, w) very large and very robust, four-jointed; 1 minute; 2 very large, long, robust, and subcylindric; 3 very short, transverse; 4 moderate, subconical, very obtuse.

Labial palpi (Pl. V., C, fig. 6, m) moderate, subovate, three-jointed; 1 minute; 2 rather large, semiovate; 3 subquadrate.

Labrum (Pl. V., C, fig. 3) rather large, subquadrate, slightly emarginate in front.

Mandibles (Pl. V., C, fig. 4) linear, very long, bifid at the apex, with each extremity claw-shaped and very sharp. Stipes long, flattened, and reflexed.

Maxillae (Pl. V., C, fig. 5) unilobed, lobe simple, long, and rather broad, slightly incurved and very acute at the apex. Stipes small.

Mentum (Pl. V., C, fig. 6, j) subquadrate, slightly sinuated at the sides, and faintly emarginate in front.

Labium (Pl. V., C, fig. 6, k) subcordiform, widest anteriorly, as broad, but rather shorter than the mentum.

Lingua (Pl. V., C, fig. 6, l) small, acuminate, bifid at the apex.

Pronotum large and broad, transverse, with the anterior margin entire and circularly rounded, basal margin rather deeply sinuated, with the angles much produced and very acute.

Scutellum moderate, rather broad, and rounded.

Elytra moderate, entire.

Wings and *abdomen* not examined.

Prothorax with the *posternum* (Pl. V., C, fig. 2, a) very small, rather broadly elevated between the coxae; *episterna* inconspicuous; *epimera* rather large, enclosing nearly all the posterior side of the coxal cavities; coxal cavities large, oval.

mesosternum (Pl. V., C, fig. 2, d) rather short; *episterna* large, suboblong; *epimera* humeral, large, subtriangular, distant from the coxal cavities; coxal cavities moderately distant.

metasternum (Pl. V., C, fig. 2, g) rather short, transverse, widely distant from the sides of the body, with the posterior margin between the coxæ straight; *episterna* very large and broad, as long as the metasternum; *epimera* triangularly inflexed beyond the episterna, in other parts concealed by the elytra.

Venter composed of six segments; 1 very large and long; 2, 3, 4 short, equal to each other; 5 large and long; 6 short, entire.

Legs anterior longer than the others; trochanters elongate-triangular; femora long and robust, slightly laminated at the apex; tibiæ (Pl. V., C, fig. t) rather long, dilated at the middle, and armed on the inner side with a long and broad, sharply-pointed cultriform process; tarsi short, robust, four-jointed: 1 and 2 broadly dilated and deeply bilobed, furnished with long setæ; 3 minute; 4 elongate, rather robust, armed beneath with a long dentiform process; claws robust, abruptly curved, and dentate at the base beneath.

intermediate with the femora simple, tibiæ dilated at the apex, and pilose, tarsi short with the first joint much longer than the second, 1 and 2 dilated and deeply bilobed, pilose; in other respects like the anterior.

posterior rather longer than the intermediate, but in other respects similar.

Coxæ anterior large, elongate, and prominent, separated by the carina.

intermediate rounded, slightly distant.

posterior moderate, narrowly pyriform, widely separated.

Hoplicnema closely resembles *Catoptyx* in the organs of the mouth, but is distinguished from that genus by its more depressed form, smaller size of the first joint of the antennæ, carinated prosternum, large size of the fifth ventral segment, and peculiar shape of the legs and tarsi.

Hoplicnema Sallæi, sp. n.

L. c. $\frac{8}{16}$ lin. = 1 mm.—Subovatum, modice convexum, nitidulum, pilorum exers, castaneum, elytris punctis duplicibus impressis; *pronoto* magno, antice fere circulariter rotundato, margine tota reflexâ et flavescenti, alutaceo, nitidulo, margine basali leviter sinuata, angulis acutis, longe productis; *elytris* magnis, pronoto duplo longioribus, haud latioribus, ad humeros latissimis, postice parum attenuatis, punctis duplicibus confertim impressis, interstitiis profunde alutaceis, lateribus late marginatis, margine flavescenti, apicibus sat angustis, rotundatis; pygidio modice exserto, piceo; pedibus modicis, dilatatis, tibiis anterioribus processu longo, cultriformi intus armatis; antennis longis, late flavis.

Body subovate, moderately convex, and moderately shining, without hair, castaneous, with the elytra marked with double punctures.

Head large, castaneous; eyes black, large and prominent; antennæ long, bright yellow.

Thorax large, almost circularly rounded in front, with the whole margin reflexed and flavescens, alutaceous, shining, basal margin slightly sinuated, with the angles acute and much produced.

Scutellum broad and short, rounded at the apex.

Elytra large, twice longer, but not broader than the thorax, widest at the shoulders, rather attenuated posteriorly, closely marked with double punctures, interstices deeply alutaceous, sides broadly margined with the margin flavescens, extremities rather narrow and rounded.

Abdomen with the pygidium only exposed, piceous.

Legs yellow, stout and broad; anterior tibiae armed on the inner side with a long, recurved, cultriform process.
Under parts castaneous, deeply alutaceous throughout, metasternum marked with remote asperations.

Habitat, Central America Found in Guadeloupe by M. Salle.

LEWISIUM, gen. nov. Pl. V., A.

Corpus subhemisphericum.

Caput magnum, latum, totum sub pronoto occultum, parte gulari convexa; oculis permagnis, valde prominentibus; antennis prope oculos insertis; ore elongato, deflexo.

Antennae (Pl. V., A, fig. 7) 11-articulatae; 1 magno, pyriformi, recurvato; 2 primo minori, anguste ovato, apice truncato; 3-6 parvis, subtriangularibus, sibiipsis fere paribus; 7 magno, elongato, quatuor praecedentibus pariter longo, ovate incrassato; 8 perbrevis, lato, transverso; 9-11 magnis, modice incrassatis, clavam subfoliatam formantibus, apice obtuso.

Palpi maxillares (Pl. V., A, fig. 5, w) modici, 4-articulati; 1 exiguo; 2 permagno, inflato pyriformi; 3 perbrevis, transverso; 4 brevis, obtuse conico, leviter incurvato.

Palpi labiales (Pl. V., A, fig. 6, m) sat magni, triarticulati; 1 exiguo; 2 magno, ovato, apice truncato; 3 brevis, quadrato, setis longis antice fimbriato.

Labrum (Pl. V., A, fig. 3) elongatum, obtuse conicum, setis brevibus indatum.

Mandibulae (Pl. V., A, fig. 4) longae, sublineares, sat graciles, apicem versus serratae, apice ipso bifido. Stipes deplanatus, latus, reflexus.

Maxillae (Pl. V., A, fig. 5) unilobatae, lobo sat brevi, robusto, ad apicem valde acuminato et leviter incurvato.

Mentum (Pl. V., A, fig. 6, j) quadratum, margine anteriori recta.

Labium (Pl. V., A, fig. 6, k) breve, transversum.

Lingua (Pl. V., A, fig. 6, l) sat brevis, lata, labio latior, flabelliformis.

Pronotum magnum, margine anteriori integra, angulis posterioribus parum productis.

Scutellum parvum, rotundatum.

Elytra magna, integra.

Alae amplae.

Abdomen haud examinatum, totum occultum.

Prothorax (Pl. V., A, fig. 2, a) *prosterno* perparvo; *episternis* inconspicuis; *epimeris* parvis, receptacula coxarum partim circumdatis; receptaculis coxarum magnis, contingentibus, antice et postice maxima parte apertis; pronoti lateribus late inflexis.

Pectus mesosterno (Pl. V., A, fig. 2, d) modico, inter coxas semicirculariter elevato; *episternis* magnis, suboblongis; *epimeris* sat magnis, humeralibus, a receptaculis coxarum longe remotis; receptaculis coxarum circularibus, sat remotis.

metasterno (Pl. V., A, fig. 2, g) modico, late transverso, a corporis lateribus late remoto, postice inter coxas fere recto; *episternis* magnis, latis, ad coxas fere extensis; *epimeris* angustis, sub elytris ferme occultis, ultra episterna minute inflexis.

Venter segmentis sex compositus; 1 magno, longo; 2, 3, 4 brevibus, inter se fere aequalibus; 5 quarto duplo longiori; 6 etiam longo, integro.

Pedes antici coxis magnis, elongatis; trochanteribus parvis, triangularibus; femoribus robustis; tibiis compressis, setosis, ad apices leviter dilatatis; tarsis perbrevibus, 4-articulatis, 1 et 2 robustis, dilatatis, bifidis, et longe setosis, secundo majori; 3 minuto; 4 elongato, gracili; unguibus robustis, leviter curvatis, subtus ad basim obtuse dentatis.

intermedia tibiis fortiter compressis, prope medias valde dilatatis, margine

interiori serrata et spinosa, calcari sinuata ad apicem intus armatis; tarsis brevibus, valde robustis, articulo primo longo et crasso, secundo minori, quarto perbrevis; alioqui anticis similes.

postici intermediis similes, sed longiores.

Coxæ anteriores magnæ, elongatæ, contingentes, et prominentes.

intermediæ rotundatæ, modice distantes.

posteriores modicæ, sat angustæ, inter se longe distantes, fere ad epimera extensæ.

Body subhemispheric.

Head large and broad, wholly covered by the thorax, gular portion convex, mouth elongate and deflexed; eyes very large and very prominent; antennæ inserted near the eyes.

Antennæ (Pl. V., A, fig. 7) eleven-jointed; 1 large, pyriform and recurved; 2 smaller than the first, narrowly ovate, truncate at the apex; 3-6 small, subtriangular, equal to each other; 7 large, elongate, equal to the preceding four in length, ovately incrassate; 8 very short and very broad; 9-11 large, moderately incrassate, forming a subfoliate club, with its apex obtuse.

Maxillary palpi (Pl. V., A, fig. 5, w) moderate, four-jointed; 1 minute: 2 very large, turgidly pyriform: 3 very short, transverse: 4 short, obtusely conical, slightly incurved.

Labial palpi (Pl. V., A, fig. 6, m) rather large, three-jointed; 1 minute; 2 large, ovate, truncate at the apex; 3 short, quadrate, fringed with long setæ on the upper margin.

Labrum (Pl. V., A, fig. 3) elongate, obtusely conical, sparingly covered with short setæ.

Mandibles (Pl. V., A, fig. 4) long, sublinear, rather slender, serrate on the inner edge towards the apex, apex itself bifid and acutely hooked. Stipes broad, flat and reflexed.

Maxille (Pl. V., A, fig. 5) unilobed, lobe robust, rather short, much acuminate towards the apex, and slightly incurved.

Mentum (Pl. V., A, fig. 6, j) quadrate, with the anterior margin straight.

Labium (Pl. V., A, fig. 6, k) short, transverse.

Lingua (Pl. V., A, fig. 6, l), rather short and broad, fan-shaped, and broader than the labium.

Pronotum large, anterior margin entire, posterior angles slightly produced.

Scutellum small, rounded.

Elytra large, entire.

Wings ample.

Abdomen not examined, wholly covered by the elytra.

Prothorax (Pl. V., A, fig. 2, a) with the *prosternum* very small; *episterna* inconspicuous; *epimera* small, partly enclosing the coxal cavities; coxal cavities large, contingent, open in front and partly open behind; inflexed part of the pronotum very broad.

Pectus with the *mesosternum* (Pl. V., A, fig. 2, d) moderate, semicircularly elevated between the coxæ; *episterna* large, suboblong; *epimera* rather large, humeral, widely distant from the coxal cavities; coxal cavities circular, rather remote.

metasternum (Pl. V., A, fig. 2, g) moderate, broadly transverse, widely distant from the sides of the body, posterior margin between the coxæ straight; *episterna* large and broad, nearly extending to the coxæ; *epimera* narrow, nearly concealed by the elytra, with the apex only inflexed beyond the episterna.

Venter composed of six segments; 1 large and long; 2, 3, 4 short, equal to each other; 5 twice longer than the fourth; 6 also long, entire.

Legs anterior, with the coxæ large, elongate and free; trochanters small, triangular; femora robust; tibiæ compressed, setose, slightly dilated towards the apex, tarsi very short, four-jointed, 1 and 2 robust, dilated, bifid, furnished with

long setæ, 2 larger than 1; 3 minute; 4 elongate, robust: claws slender, slightly curved, obtusely dentate beneath near the base.

intermediate with the tibiæ strongly compressed, much dilated near the middle, with the inner side serrate, furnished with spines, and armed with a sinuated spur at the apex; tarsi short, very robust, with the basal joint long and stout, second smaller, and the fourth very short, in other respects like the anterior.

posterior like the intermediate, but longer.

Coxæ anterior large, elongate, contingent, and prominent.

intermediate rounded, and moderately distant.

posterior moderate, rather narrow, widely separated, and extending almost to the epimera.

This genus is allied to *Catoptys*, but may be readily distinguished by the simple form of the front of its pronotum, and by the relative proportions of its antennæ, and various organs of the mouth.

I have named it in honour of Mr. George Lewis, as a well-deserved record of his successful researches among the insects of the present family, and those of the *Pseudocoryphidae*, resulting in the discovery of five new genera, and many new species.

Lewisium at present contains two species, which may be distinguished, *viz.* :—

Superficies glabrous	Ceylonicum.
.. strongly alutaceous	Japonicum.

Lewisium Ceylonicum, sp. n.

L. c. $\frac{10}{100}$ lin. = 1.25 mm. — Subhemisphericum, postice parum attenuatum, nitidissimum, confertim et profundissime punctatum, pronoti ad basin transverse strigoso, aterritum, pronoti atque elytrorum marginibus flavis; *pronoto* aterritimo, late flavo-marginato, antice fere circulariter rotundato, reflexo et pellucido, profunde punctato, interstitiis glabris, nitidis, basin versus oblique strigoso, margine basali sinuato, angulis productis, acutissimis; *elytris* pronoto duplo longioribus, vix latioribus, prope humeros latissimis, profundissime punctatis, interstitiis glabris, nitidis, stria suturali distincta, aterritis, flavo-marginatis, lateribus late marginatis, apice sat attenuato; pedibus flavescentibus, femoribus piccis; antennis longis, robustis, late flavis.

Body subhemispheric, slightly attenuated posteriorly, very shining, closely and very deeply punctured, thorax transversely strigose near the base, deep black, with the margins of the thorax and elytra yellow.

Head moderate, ferruginous; eyes large and very prominent; antennæ long, robust, bright yellow.

Thorax deep black, with the margin yellow, almost circularly rounded, reflexed, and pellucid in front, deeply punctured, with the interstices smooth and shining, obliquely strigose near the base, basal margin sinuated, with the angles produced and very acute.

Scutellum short, subtriangular.

Elytra deep black, with yellow margins, twice longer, but scarcely broader than the thorax, widest near the shoulders, very deeply punctured, with the interstices smooth and shining, sutural stria distinct, sides broadly margined, apex slightly attenuated.

Legs moderate, flavescent, with the femora piccos.

Under parts piccos, head paler, metasternum and first ventral segment alutaceous.

Differs from *L. Japonicum* in its smaller thorax, with the base deeply strigose, smooth and not alutaceous surface, and deep black colour margined with yellow.

Habitat, Asia. A single example found in Ceylon by Mr. Lewis.

Obs.—Since the foregoing description was made, other specimens have been found without the strigose sculpture on the sides of the thorax, which must, therefore, be regarded as accidental.

Lewisium Japonicum, sp. n.

L. c. $\frac{9}{16}$ lin. = 1.12 mm.—Subhemisphericum, nitidum, profunde punctatum et alutaceum. rufo-castaneum; *pronoto* magno, rufescenti, antice circulariter rotundato, reflexo, et flavo-marginato, minutissime sed regulariter punctato, interstitiis alutaceis, margine basali fere recta, angulis productis, acutis; *elytris* rufo-castaneis vel piceis. pronoto sesqui longioribus, haud latioribus, ad humeros latissimis, confertim et sat profunde punctatis, interstitiis alutaceis, lateribus late marginatis, apice obtuso; pedibus brevibus, valde dilatatis, late flavis; antennis longis, flavis.

Body subhemispheric, shining, alutaceous, with the elytra deeply punctured, rufo-castaneous.

Head large, rufescent; eyes black, large and prominent; antennæ long, yellow.

Thorax large, rufescent, circularly rounded, and reflexed in front, with the margin yellow, very minutely but regularly punctured, with the interstices alutaceous, basal margin sinuated, with the angles produced and acute.

Scutellum small, subtriangular, alutaceous.

Elytra rufo-castaneous or piceous, one-half longer but not broader than the thorax, widest at the shoulders, closely and rather deeply punctured, with the interstices alutaceous, sides broadly margined, apex obtuse.

Legs short and strong, bright yellow, with the *anterior* tibiæ compressed and broadly dilated at the apex, armed on the outer side with two strong teeth; *intermediate* setose and broadly dilated at the middle; *posterior* setose and dilated towards the apex.

Under parts piceous, head and prothorax rufescent, metasternum and first ventral segment deeply alutaceous.

Differs from *L. Ceylonicum* in its much larger thorax, alutaceous surface, and castaneous colour.

Habitat, Asia. Found in Japan by Mr. Lewis.

CATOPTYX. Pl. VI., B.

Catoptyx, Matthews, Ann. and Mag. Nat. Hist. 1887, p. 111.

Corpus subhemisphericum, antice circulariter rotundatum, postice parum acuminatum.

Caput modicum, sub pronoto totum occultum, ore deflexo, elongato, valde acuminato, parte gulari brevi; oculis sat parvis, prominentibus; antennis juxta oculos insertis.

Antennæ (Pl. VI., B, fig. 7) 11-articulatæ; 1 permagno, pyriformi, fortiter recurvato, facie externa valde deplanatâ; 2 sat parvo, fere ovali; 3-6 minutis, sibiipsis paribus; 7 interne valde incrassato, quatuor precedentibus longitudine æquali; 8 parvo; 9-11 magnis, valde incrassatis, clavam foliatam formantibus, apicali cæteris longiori, ovato.

Palpi maxillares (Pl. VI., B, fig. 5, w) permagni, 4-articulati; 1 parvo, subtriangulari; 2 permagno, incurvato, valde incrassato, subpyriformi; 3 brevissimo, transverso; 4 truncato-conico, tertio graciliori et parum longiori, setis brevibus instructo.

Palpi labiales (Pl. VI., B, fig. 6, m) sat magni, triarticulati; 1 exiguo; 2 permagno,

- ovali, longe infra primum producto; 3 parvo, ad apicem valde dilatato, abrupte truncato, atque setis sat longis fimbriato.
- Labrum* (Pl. VI., B, fig. 3) elongato-triangulari, setis remotis instructum.
- Mandibulae* (Pl. VI., B, fig. 4) longae, graciles, sublineares, ad apicem bifidae et ungue acuto terminatae. Stipes longus, robustus, reflexus.
- Maxilla* (Pl. VI., B, fig. 5) sat magna, unilobata, lobo lato, cultriformi, ad apicem acuta, acie interna acute et remote serrata. Stipes parvus.
- Mentum* (Pl. VI., B, fig. 6, j) sat parvum, subquadratum, margine anteriori profunde sinuata.
- Labium* (Pl. VI., B, fig. 6, l) breve, ad basim dilatatum et utrinque rotundatum, margine anteriori media emarginata.
- Lingua* (Pl. VI., B, fig. 6, l) sat parva, semiovata, pellucida, et eleganter undulata.
- Pronotum* sat magnum, margine anteriori integra, *anhilominans angulis quasi anterioribus subtus abrupte inleris atque ad latera capitis arcu aptatis*, margine basali sinuata, angulis acutis, fere productis.
- Scutellum* modicum, subtriangulare.
- Elytra* integra, magna, latissima, epipleuris latissimis.
- Alae* ampla, pellucida, nervis solitis, pallidis, firmatae.
- Abdomen* segmentis novem compositum, duobus apicalibus corneis, reliquis membranaceis: 1-7 brevibus, fere pariter longis; 8 multo longiori; 9 octavo multo longiori, ad apicem sat attenuato, profunde punctato, interstitiis alutaceis; 1-8 processibus lateralibus magnis, rotundatis, inflexis instructis.
- Prothorax* (Pl. VI., B, fig. 2, a) *prosterno* parvo, perbrevis, carinato; *episternis* minutis, inconspicuis; *epimeris* magnis, interne valde elongatis, receptacula coxarum tota postice includentibus; receptaculis coxarum valde elongatis, per carinam divisis, antice omnino apertis et parum excisis, postice per epimera inclusis.
- Pectus metasterno* (Pl. VI., B, fig. 2, d) perbrevis, carinato; *episternis* magnis; *epimeris* humeralibus, elongatis, sat angustis, receptacula coxarum non contingentibus; receptaculis coxarum sat magnis, rotundatis, sat remotis.
- metasterno* (Pl. VI., B, fig. 2, g) magno, transverso, corporis lateribus remoto, margine posteriori inter coxas levissime concavata; *episternis* permagnis, latis, metasterno pariter longis; *epimeris* longis, angustis, sub elytris occultis.
- Venter* segmentis sex compositus: 1 magno, longo; 2-4 brevibus, sibiipsis paribus; 5 magno, praecedenti duplo longiori; 6 quinto longiori, apicem versus parum attenuato.
- Pedes antici* trochanteribus parvis, trigonalibus; femoribus sat longis, simplicibus; tibiis modicis, ante medias parum dilatatis; tarsis perbrevibus, robustis, 4-articulatis, simplicibus; 1 secundo longiori; 3 exiguo; 4 longiori et graciliori; unguibus validis, ad basim subtus dentatis.
- intermedii* anticis brevioribus; trochanteribus parvis, trigonalibus; femoribus brevibus, simplicibus, valde robustis; tibiis prope medias valde dilatatis; tarsis articulis 1 et 2 valde dilatatis, profunde bilobatis, atque setis longis instructis; 3 et 4 anticis similibus.
- postici* intermedii longiores; trochanteribus parvis, claviformibus; femoribus longis, simplicibus; tibiis ad medias valde dilatatis, apicem versus intus serratis; tarsis intermedii similibus.
- Coxae anteriores* valde elongatae, oblongae, prominentes, et fere contingentes.
- intermediae* rotundatae, sat remotae.
- posteriores* magnae, subtriangulares, ad episterna extensae, late remotae.

Body subhemispheric, circularly rounded in front, and rather attenuated posteriorly.

Head moderate, wholly covered by the pronotum; mouth deflexed, elongate, and acuminate, gular portion short; eyes rather small, prominent; antennae inserted close to the eyes.

- Antennæ* (Pl. VI., B, fig. 7) eleven-jointed; 1 very large, pyriform, strongly recurved, with a large flat space with a longitudinal row of punctures in its middle on the upper surface; 2 rather small, nearly oval; 3-6 minute, equal in size; 7 large, much incrassated on the inner side, equal in length to the preceding four; 8 small; 9-11 large, much incrassated, forming a foliate club, of which the apical joint is longest and ovate.
- Maxillary palpi* (Pl. VI., B, fig. 5, w) very large, four-jointed; 1 small, subtriangular; 2 very large, incurved, much incrassated, subpyriform; 3 very short, transverse; 4 subconical, truncate at the apex, more slender and rather longer than the third, furnished with short setæ.
- Labial palpi* (Pl. VI., B, fig. 6, m) rather large, three-jointed; 1 very minute; 2 very large, oval, produced considerably below the basal joint; 3 small, much dilated, and abruptly truncate at the apex, and fringed with short setæ on the upper margin.
- Labrum* (Pl. VI., B, fig. 3) elongate, triangular, furnished with remote setæ.
- Mandibles* (Pl. VI., B, fig. 4) long and slender, sublinear, bifid at the apex, and armed at each extremity with a sharp claw. Stipes, long, robust, reflexed.
- Maxillæ* (Pl. VI., B, fig. 5) rather large, unlobed, the lobe broad, cultriform, acute at the apex, and acutely and remotely serrate on the upper part of its interior edge. Stipes small.
- Mentum* (Pl. VI., B, fig. 6, j) rather small, subquadrate, with the anterior margin deeply sinuate.
- Labium* (Pl. VI., B, fig. 6, k) short, dilated, and rounded on each side at the base, anterior margin emarginate at the middle.
- Lingua* (Pl. VI., B, fig. 6, l) rather small, semioval, translucent, and elegantly undulated.
- Pronotum* rather large, with the anterior margin entire on the upper surface, but with the anterior angles abruptly inflected beneath and closely fitted to the sides of the head; basal margin sinuated, with the angles acute and faintly produced.
- Scutellum* moderate, subtriangular.
- Elytra* entire, large, and very broad, epipleural folds very broad.
- Wings* ample, pellucid, with the usual neurulation pale in colour.
- Abdomen* composed of nine segments, of which the two apical are large and corneous, and the remainder membranaceous; 1-7 short, equal in length; 8 much longer; 9 much longer than 8, rather attenuated towards the apex, deeply punctured, with the interstices alutaceous; 1-8 furnished with large, rounded, inflexed lateral processes.
- Prothorax* (Pl. VI., B, fig. 2, a) with the *prosternum* small, very short, carinated; *episterna* minute, inconspicuous; *epimera* large, much produced on the inner side, entirely enclosing the hinder part of the coxal cavities; coxal cavities large and long, divided by the carina, open and slightly excised in front, enclosed posteriorly by the *epimera*.
- Pectus* with the *mesosternum* (Pl. VI., B, fig. 2, d) very short and carinated; *episterna* large; *epimera* humeral, long, and narrow, not extending to the coxal cavities; coxal cavities rather distant, large and rounded.
- metasternum* (Pl. VI., B, fig. 2, g) large, transverse, not extending to the sides of the body, posterior margin slightly concave between the coxæ; *episterna* large and broad, as long as the metasternum; *epimera* long and narrow, concealed by the epipleural folds.
- Venter* composed of six segments; 1 large and long; 2-4 short, equal to each other in length; 5 large, twice as long as the preceding; 6 longer than the fifth, slightly attenuated toward the apex.
- Legs anterior* with the trochanters small, trigonal; femora rather long, simple; tibiae moderate, rather dilated before the middle; tarsi very short, robust, four-jointed, simple; 1 longer than the second; 3 minute; 4 longer and more slender; claws strong, dentate at the base beneath.

intermediate shorter than the anterior, with the trochanters small, trigonal; femora very robust, short and simple; tibiæ much dilated near the middle; tarsi with the two basal joints much dilated and deeply bilobed, furnished with long setæ; 3 and 4 like the anterior.

posterior longer than the intermediate; trochanters small, claviform; femora long and simple; tibiæ strongly dilated towards the middle, and serrated on the inner side near the apex; tarsi like the intermediate.

Coxæ anterior oblong, elongate, prominent, and nearly contingent.

intermediate rather distant, rounded.

posterior large, subtriangular, very remote, extending to the episterna.

Although the organs of the mouth in this curious genus bear a collective resemblance to all the other tribes except the *Saciina*, I have preferred placing it in the present tribe on account of its similarity to *Corylophus* in outward form, and in its smooth and highly-polished surface. The elongate and acuminate shape of the anterior portion of its head and the form of the mandibles and labrum are of themselves sufficient to separate *Catoptyx* from any other genus, but the short dilated tarsi and the broad compressed shape of the four posterior tibiæ also form very distinctive characters.

Catoptyx Bowringii.

C. Bowringii, Matthews, Ann. and Mag. Nat. Hist. 1887, p. 112.

L. c. $\frac{3}{8}$ – $\frac{1}{4}$ lin. = 1.63–1.75 mm. Lat. c. $\frac{1}{6}$ – $\frac{1}{5}$ lin. = 1.25–1.37 mm.—Sub-hemisphericus, postice sat attenuatus, nitidissimus, profunde punctatus, niger, margine anteriori pronoti late flavâ, atque disco pronoti et vitta latâ in elytro singulo late kermesinis ornatus: *pronoto* sat brevi, antice circulariter rotundato, modice punctato, interstitiis glabris, nitidis, margine anteriori reflexâ, late flavâ, disco late kermesino, margine basali sinuata, angulis acutis; *elytris* pronoto sesqui longioribus, parum latioribus, prope humeros latissimis, profunde et regulariter punctatis, interstitiis glabris, nitidis, vitta lata, suffusa, late kermesina in disco singulo, atque suturâ et marginibus nigris ornatis, apice sat acuto: pygidio exserto, valde attenuato, castaneo; pedibus atque antennis rufescentibus, harum clavis obscurioribus.

Body subhemispheric, attenuated posteriorly, very shining, rather deeply punctured, black, with the anterior margin of the thorax bright yellow, the disc of the thorax and of each elytron bright crimson.

Head moderate, elongate in front, black; eyes rather small; antennæ moderate, rufescent, with the club dusky.

Thorax rather short, circularly rounded in front, moderately punctured, with the interstices smooth and shining, anterior margin reflexed, bright yellow, disc bright crimson, basal margin sinuated, with the angles acute.

Scutellum moderate, subtriangular.

Elytra one-half longer and a little broader than the thorax, widest near the shoulders, deeply and regularly punctured, with the interstices smooth and shining, with a broad suffused bright crimson vitta on the disc of each elytron, and the suture and margins black, apex rather acute.

Abdomen with the pygidium exposed and much attenuated, castaneous.

Legs moderate, rufescent.

Under parts castaneous, with the terminal segments of the venter paler, rather deeply and regularly punctured throughout, and sparingly clothed with short golden hairs.

Habitat, Asia. Found in Java by Mr. Bowring.

This beautiful and conspicuous insect resembles the species of *Corytophus* in the general form, and in the smooth and highly polished surface of its body, and also in the disposition of its bright crimson markings, which on the elytra are more or less suffused, leaving only the margins and suture black. *C. Bourvingii* is subject to much variation in both size and colour, some examples exhibiting the beautiful markings described above, and some being of an almost uniform castaneous colour, and of a smaller size; but, as there is no sculptural difference between these forms, the latter are probably the females, and the former the males of the same species.

TRIBE V.—Orthoperina.

In this tribe the head is always more or less visible from above, and in no case entirely covered by the pronotum. This character distinguishes the *Orthoperina* from every other tribe except the *Phanerocephalina*; from this they differ conspicuously in the subhemispheric shape, and shining surface of their whole body.

The two genera at present known are distinguished from each other by the number of joints in their antennæ, besides many anatomical differences.

Antennæ 11-articulatæ	Rhypobius.
„ 9-articulatæ	Orthoperus.

RHYPOBIUS. Pl. VI., C.

Rhypobius, Le Conte, Proc. Ac. Nat. Sci. Philad. vi. 141, 1852.

Moronillus, Duval, Ann. Soc. Ent. Fr. 1854, Bull. p. 38; Gen. Col. Eur. p. 236, 1859.

Glorosoma, Wollaston, Ins. Mad. p. 480, 1854.

Corpus plerumque ovatum, validissime convexum.

Caput parum exsertum, sat magnam; oculis plerumque prominentibus; antennis prope oculos insertis.

Antennæ (Pl. VI., C, fig. 7) 11-articulatæ, geniculatæ; 1 permagno, pyriformi, apicem versus valde incrassato; 2 primo dimidio minori, intus ovate incrassato; 3 secundo multo breviori, gracili; 4-6 transversis, gradatim brevioribus; 7 permagno, quatuor præcedentibus longitudine æquali, intus valde incrassato; 8 minuto; 9-11 permagnis, clavam foliatam formantibus, apicali, præcedenti duplo majori, ovali; 7, 9, 10 et 11 setis interne instructis.

Palpi maxillares (Pl. VI., C, fig. 5, w) permagni, 4-articulati; 1 exiguo, triangulari; 2 permagno, valde incrassato, basim versus latissimo; 3 perbrevis, transverso; 4 tertio longiori, fere semiovali, setis brevibus instructo.

Palpi labiales (Pl. VI., C, fig. 6, m) magni, subovati, 3-articulati; 1 exiguo; 2 magno, semiovato, recte truncato; 3 secundo multo breviori, transverso, apice truncato et setis brevissimis instructo.

Labrum (Pl. VI., C, fig. 3) minutum, perbreve, antice ovaliter rotundatum.

Mandibulæ (Pl. VI., C, fig. 4) tenues, elongatæ, fere lineares, ad apicem profunde bifidæ, apice utroque ungue acuto terminato. Stipes parvus.

Maxillæ (Pl. VI., C, fig. 5) modicæ, unilobatæ, lobo simplici, cultriformi, apice acutissimo. Stipes parvus.

Mentum (Pl. VI., C, fig. 6, j) parvum, transversum, ad basim latissimum, lateribus leviter rotundatis.

Labium (Pl. VI., C, fig. 6, k) parvum, transversum, antice latissimum, lateribus rotundatis.

Lingua (Pl. VI., C, fig. 6, l) modica, triangularis, pone palpos ferme occulta.

Pronotum sat magnam, margine anteriori antice leviter excisa, angulis posterioribus haud productis.

Scutellum modicum, obtuse triangulare.

Elytra integra, plerumque postice parum acuminata.

Alæ, quo ad *R. marinum* pertinent, nullæ.

Abdomen segmentis forsitan octo compositum, tribus apicalibus magnis, corneis; reliquis membranaceis; 2-6 processibus inflexis lateraliter instructis.

Prothorac (Pl. VI., C, fig. 2, a) parvus, *episternis* atque *epimeris* vix conspicuis; receptaculis coxarum modicis, ovalibus, non contingentibus, antice et postice anguste inclusis.

Pectus mesosterno (Pl. VI., C, fig. 2, d) modico; *episternis* modicis; *epimeris* sat magnis, humeralibus, a receptaculis coxarum remotis; coxarum receptaculis magnis, rotundatis, distantibus.

metasterno (Pl. VI., C, fig. 2, g) sat brevi, transverso, lateribus corporis sat remoto, margine posteriori inter coxas fere recta; *episternis* magnis, latis, metasterno parum longioribus; *epimeris* longis, sub elytris occultis.

Venter segmentis sex compositus, basali magno, cæteris sibiipsis fere pariter longis, apicali integro.

Pedes plerumque longi et valde robusti.

anteri trochanteribus parvis, triangularibus; femoribus robustis, simplicibus; tibiis plerumque parum dilatatis; tarsis 4-articulatis; 1 et 2 robustis, profunde bifidis; 3 minuto; 4 longo, robusto; unguibus sat gracilibus, subtus ad basim dentatis.

intermedii anticis similes, sed longiores, tibiis magis dilatatis et ciliatis.

posteri precedentibus similes, sed multo longiores.

Coxæ anteriores modicæ, ovales, prominentes, non contingentes.

intermediæ sat magnæ, rotundatæ, distantes.

posteriores magnæ, subpyriformes, ad episterna non extensæ, longe remotæ.

Body generally ovate, exceedingly convex.

Head partly exerted, rather large; eyes generally prominent; antennæ inserted near the eyes.

Antennæ (Pl. VI., C, fig. 7) geniculate, eleven-jointed; 1 very large, pyriform, much incrassated towards the apex; 2 about half as long as the first, ovate on the inner side; 3 much shorter than the second, slender; 4-6 transverse, becoming gradually shorter; 7 very large, as long as the preceding four united, much incrassated on the inner side; 8 minute; 9-11 very large, forming a foliate club, of which the apical joint is ovate and twice as long as the preceding; 7, 9, 10 and 11 furnished on the inner side with erect setæ.

Maxillary palpi (Pl. VI., C, fig. 5, w) very large, four-jointed; 1 very small, triangular; 2 very large, excessively incrassated, widest towards the base; 3 very short, transverse; 4 longer than the third, nearly semioval, furnished with short setæ.

Labial palpi (Pl. VI., C, fig. 6, m) large, subovate, three-jointed; 1 minute; 2 large, semioval, abruptly truncate; 3 much shorter than the second, transverse, truncate, and furnished with setæ at the apex.

Labrum (Pl. VI., C, fig. 3) very short and small, ovally rounded in front.

Mandibles (Pl. VI., C, fig. 4) slender, elongate, almost linear, deeply bifid at the apex, with each extremity terminated in a sharp claw. Stipes small.

Maxillæ (Pl. VI., C, fig. 5) moderate, unilobed, the lobe simple, cultriform, very sharp at the apex. Stipes small.

Mentum (Pl. VI., C, fig. 6, j) small, transverse, widest at the base, sides slightly rounded.

Labium (Pl. VI., C, fig. 6, k) small, transverse, widest in front, sides rounded.

Lingua (Pl. VI., C, fig. 6, l) moderate, triangular, almost hidden by the palpi.

Pronotum rather large, with the anterior margin slightly excised in front, posterior angles not produced.

Scutellum moderate, obtusely triangular.

Elytra entire, generally rather acuminate posteriorly.

Wings, in *R. marinus*, deficient.

Abdomen apparently composed of eight segments, of which the three apical are large and corneous, and the rest membranaceous; 2-6 furnished with inflexed lateral processes.

Prothorax (Pl. VI., C, fig. 2, a) with the *prosternum* very small; *episterna* and *epimera* inconspicuous; coxal cavities moderate, oval, not contingent, narrowly inclosed in front and behind.

Pectus with the *mesosternum* (Pl. VI., C, fig. 2, d) moderate; *episterna* moderate; *epimera* rather large, humeral, not extending to the coxal cavities; coxal cavities large, rounded, and distant.

metasternum (Pl. VI., C, fig. 2, g) rather short, transverse, not extending to the sides of the body, with the posterior margin between the coxæ nearly straight; *episterna* large and broad, rather longer than the *metasternum*; *epimera* long, concealed by the epipleural folds of the elytra.

Venter composed of six segments, the basal segment large, the rest short, equal to each other in length, apical entire.

Legs generally long and very robust.

anterior with the trochanters small, triangular; femora robust, simple; tibiæ generally dilated; tarsi four-jointed; 1 and 2 robust, deeply bifid; 3 minute; 4 long, robust; claws rather slender, denticulate at the base beneath.

intermediate like the anterior, but longer, with the tibiæ more dilated and ciliated.

posterior like the intermediate, but much longer.

Coxæ anterior moderate, oval, and prominent, not contingent.

intermediate rather large, rounded, and distant.

posterior large, subpyriform, not extending to the episterna, and widely distant from each other.

The genus *Rhybobius* was founded by Dr. Le Conte in 1852 upon a species found in America, and described by him under the name of *R. marinus* in the Proceedings of the Academy of Sciences of Philadelphia, vi. p. 141. In 1859 M. Duval published (Gen. Col. Eur. ii. p. 236) the description of his genus *Moronibus*, containing one European species, *M. ruficollis*, an insect evidently congeneric with the *R. marinus* of Le Conte. Again, in 1854, in his Ins. Mad. p. 480, Mr. Wollaston created the genus *Gleosoma* to receive *G. velox*, a species found in the Atlantic Islands, and also congeneric with *R. marinus*. From this it is clear that the priority of nomenclature belongs to Dr. Le Conte, and that his name must be retained for the present genus. The three species already mentioned resemble each other very closely in colour, but may easily be recognized by their size and sculpture. All the other species are very distinct from these, and from each other.

In *Rhybobius* the head is much less exposed than in *Orthoperus*; from that genus it also differs in its eleven-jointed antennæ, and in many anatomical characters, of which the extraordinary shape of the mandible is the most remarkable. The mandibles of *Rhybobius* were so totally unlike those of any genus I had previously seen, that it was not until I had dissected many individuals that I became convinced that they were true mandibles; but since then I have discovered that mandibles of precisely similar form exist in the genus *Catoptyx*, and in some others.

SPECIERUM EPITOMA.

L. c. 1.25 mm.—Ovatus, postice attenuatus, obscure castaneus, levissime punctatus, antennis longis, rufo-testaceis	marinus.
L. c. 1.25 mm.—Ovalis, postice haud attenuatus, totus rufo-castaneus, antennis parparvis, flavis	Dohrnii.
L. c. 1 mm.—Late ovatus, postice haud attenuatus, castaneus, pronoto parum rufescenti, sat profunde punctatus, antennis robustis, late flavis	Fiorianus.
L. c. 0.87 mm.—Ovatus, postice haud attenuatus, distincte punctatus, antennis modicis, late flavis	ruficollis.
L. c. 0.75 mm.—Late ovalis, dilute castaneus, sat profunde alutaceus, antennis sat parvis et brevibus, late flavis	velox.
L. c. 0.75 mm.—Ovatus, rufo-castaneus, profunde punctatus, antennis magnis, robustis, late flavis	pumilus.
L. c. vix 0.75 mm.—Ovalis, castaneus, leviter punctatus, antennis longis, flavis	Guatemalensis.
L. c. 1 mm.—Ovatus, valde convexus, totus rufo-castaneus, elytris simpliciter punctatis, ped. atque ant. late flavis	Japonicus.
L. c. 0.87 mm.—Brevis, ovatus, castaneus, pronoto rufescenti, elytris duplici punctatis, antennarum articulo 8 exiguo, ped. atque ant. perbrevis, late flavis	brevicornis.
L. c. 0.75 mm.—Subhemisphericus, nitidissimus, rufo-castaneus, elytris umbilicatum punctatis, ped. atque ant. flavis	obtusus.
L. c. 0.75 mm.—Ovatus, valde convexus, nitidissimus, pronoto impunctato, rufescenti, elytris piecis, pronoto atque elytris marginatis, ped. atque ant. flavis	dissimilis.

Rhyphobius marinus.

R. marinus, Le Conte, Proc. Ac. Philad. vi. p. 142, 1852.

L. c. $\frac{9}{16}$ — $\frac{10}{16}$ lin. = 1.12–1.25 mm.—Ovatus, postice sat attenuatus, validissime convexus, castaneus, nitidissimus, totus alutaceus; *pronoto* obtuse semiovali, antice levissime excavato, leviter alutaceo, impunctato, lateribus leviter marginatis, margine basali fere recta, angulis parum productis, vix acutis; *elytris* pronoto parum latioribus, duplo longioribus, ante media latissimis, postice parum attenuatis, magis profunde alutaceis, punctis minutis indistinctis notatis, lateribus marginatis; antennis longis, rufo-testaceis; pedibus longis, robustis, rufo-testaceis, tibiis omnibus ad apices dilatatis, tarsorum articulis basalibus bilobatis.

Body ovate, attenuated posteriorly, exceedingly convex, castaneous, very shining, alutaceous.

Head large, produced in front; eyes large and exceedingly prominent; antenna rather short and robust, with the seventh joint moderately enlarged.

Thorax obtusely semioval, slightly excavated in front, finely alutaceous, impunctate, sides slightly margined, basal margin nearly straight, with the angles slightly produced and moderately acute.

Scutellum large, semioval, alutaceous.

Elytra rather broader, twice longer, and more deeply alutaceous than the thorax, widest before the middle, slightly attenuated posteriorly, marked with minute indistinct punctures, sides margined.

Legs long and robust, rufo-testaceous, with all the tibiae dilated towards the apex, and the three basal joints of the tarsi bilobed.

Under parts castaneous.

Differs from the other species in its larger size, posteriorly attenuated form, and fainter sculpture.

Habitat, North America.

Rhyobius Dornhii, sp. n.

L. c. $\frac{10}{16}$ – $\frac{11}{16}$ lin. = 1.25–1.37 mm. —Ovalis, valde convexus, nitidus, elytris punctis duplicibus levissime impressis, rufo-castaneus; *capite* sat parvo; *pronoto* sat parvo, antice fere circulariter rotundato, indistinctissime punctato et levissime alutaceo, lateribus marginatis, margine basali fere recta, angulis acutis; *elytris* magnis, capite atque pronoto vix latioribus, sesqui longioribus, ante media latissimis, punctis duplicibus levissime impressis, interstitiis levissime alutaceis, lateribus marginatis, apice valde obtuso; pedibus modicis, flavis; antennis parvis, brevissimis, flavis, articulo septimo modice incrassato.

Body oval, very convex, shining, faintly alutaceous, with the elytra very faintly marked with double punctures, rufo-castaneous.

Head small; eyes moderate; antennæ small and very short, with the seventh joint moderately enlarged.

Thorax rather small, almost circularly rounded in front, very faintly alutaceous, and marked with minute, remote, and indistinct punctures, sides margined, basal margin almost straight, with the angles acute.

Scutellum rather large, rounded.

Elytra large, scarcely broader, but one-half longer than the head and thorax, widest before the middle, faintly marked with double punctures, interstices faintly alutaceous, sides margined, apex very obtuse.

Legs moderate, bright yellow.

Under parts rufo-castaneous, with the metasternum and first ventral segment dusky.

Differs from other species in its large size, oval form, faint sculpture, and very small antennæ.

Habitat, Asia. Found near Tashkend.

The only example of this distinct species, which I have seen, is in the collection of Dr. N. A. C. Dohrn.

Rhyobius Fiorianus.

R. Fiorianus, Matthews, Bull. S. Ent. Ital. Ann. 1886, p. 432.

L. c. $\frac{8}{16}$ lin. = 1 mm. —Late ovatus, validissime convexus, castaneus, nitidus; *capite* sat magno, oculis prominentibus; *pronoto* sat magno, rufescenti, distincte alutaceo, punctis minutis, indistinctis, remotis notato, lateribus leviter marginatis, margine basali fere recta, angulis rectis; *elytris* capite atque pronoto parum latioribus, plus quam sesqui longioribus, prope humeros latissimis, punctis duplicibus ordinibus transversis, fere rectis, confertim et regulariter dispositis, ornatis, interstitiis profunde alutaceis, lateribus marginatis, margine dilutiori, apice valde obtuso; pedibus atque antennis robustis, late flavis.

Body broadly ovate, exceedingly convex and shining, castaneous, with the elytra infuscate near the shoulders.

Head rather large; eyes prominent; antennæ rather short, bright yellow, with the seventh joint much enlarged.

Thorax rather large, rufescent, distinctly alutaceous, remotely marked with minute indistinct punctures, sides slightly margined, basal margin nearly straight, with the angles nearly right angles.

Scutellum moderate, rounded.

Elytra rather broader, and more than one-half longer than the head and thorax,

widest near the shoulders, ornamented with double punctures regularly and closely arranged in nearly straight transverse rows, with the interstices deeply alutaceous, sides margined, margin pale, apex very obtuse.

Legs robust, bright yellow.

Under parts rufo-castaneous, metasternum and first ventral segment dusky.

Differs from *R. marinus* in its much smaller size, more obtuse form, and in sculpture, especially of the elytra; and from *R. ruficollis* in its larger size, alutaceous surface, fainter sculpture, and much shorter antennae, with their seventh joint very much enlarged.

Habitat, Europe. Found in Italy by Prof. A. Fiori.

Rhyobius Japonicus, sp. n.

L. c. $\frac{8}{16}$ lin. 1 mm.—Ovatus, validissime convexus, nitidissimus, elytris profunde et simpliciter punctatis, totus rufo-castaneus; *capite* sat magno, antice parum producto, oculis nigris, magnis et prominentibus; *pronoto* magno, antice ovaliter rotundato et levissime excavato, minute et sat confertim punctato, interstitiis glabris, nitidissimis, margine basali sat profunde sinuata, angulis acutis et productis; *elytris* capite atque pronoto sesqui longioribus, haud latioribus, prope humeros latissimis, profunde confertim et simpliciter punctatis, interstitiis glabris, nitidis, lateribus leviter marginatis, apice sat acuminato; pedibus atque antennis robustis, late flavis, harum articulo septimo simpliciter ampliato, haud intus incrassato.

Body ovate, exceedingly convex and very shining, entirely rufo-castaneous, with the elytra deeply and simply punctured.

Head rather large, slightly produced in front: eyes black, large and prominent: antennae robust, bright yellow, with the seventh joint enlarged, but not incrassate on the inner side.

Thorax large, ovally rounded and very little excised in front, minutely and rather closely punctured, with the interstices smooth and shining, basal margin rather deeply sinuated, with the angles produced and acute.

Scutellum large, rounded.

Elytra one-half longer, but not broader than the head and thorax, widest near the shoulders, deeply, closely and simply punctured, with the interstices smooth and shining, sides slightly margined, apex rather acuminate.

Legs robust, bright yellow.

Under parts rufo-castaneous, metasternum and first ventral segment alutaceous.

Differs from other species in its small size, ovate form, simple sculpture of the elytra, and shape of the seventh joint of the antennae.

Habitat, Asia. Found in Japan by Mr. Lewis.

Rhyobius ruficollis.

Moronillus ruficollis, Duval, Ann. Fr. 1851, Bull. p. 38; Gen. Col. Eur. ii. 235, pl. 57, fig. 282, 1859.

L. c. $\frac{6}{16}$ — $\frac{7}{16}$ lin. = 0.75–0.87 mm.—Ovatus, haud postice attenuatus, validissime convexus, nitidus, rufo-castaneus, pronoto dilutiori, totus alutaceus; *pronoto* obtuse semiovali, antice levissime excavato, leviter alutaceo, indistincte punctato, lateribus leviter marginatis, margine basali fere recta, angulis obtusis, parum productis; *elytris* pronoto multum latioribus, et fere duplo longioribus, ad media latissimis, alutaceis, distincte et sat confertim punctatis, lateribus marginatis, apice obtuso; pedibus brevibus, robustis, rufo-testaceis; antennis sat longis, rufo-testaceis.

Body ovate, not attenuated posteriorly, exceedingly convex, shining, rufo-castaneous, with the thorax rufescent, alutaceous.

Head large and broad; eyes moderate, not prominent; antennæ moderate, rather robust, bright yellow, with the seventh joint slightly incrassate.

Thorax obtusely semioval, very slightly excavated in front, faintly alutaceous, indistinctly punctured, sides slightly margined, basal margin almost straight, with the angles obtuse and slightly produced.

Scutellum semioval, pale rufous.

Elytra much broader and nearly twice longer than the thorax, widest at the middle, alutaceous, distinctly and rather closely punctured, sides margined, apex obtuse.

Legs short and robust, rufo-testaceous.

Under parts rufo-castaneous, with the pectus paler.

Differs from *R. marinus* in its much smaller size, more oval form, more rufous colour, and deeper sculpture: from *R. oralis* in its much larger size, and less obtuse form.

Habitat, Europe.

Rhybobius velox.

Glossoma velox, Wollaston, Ins. Mad. p. 482, 1854.

L. c. $\frac{6}{16}$ — $\frac{7}{16}$ lin. = 0.75–0.87 mm.—Late ovalis, validissime convexus, nitidus, alutaceus, elytris punctatis, dilute castaneus; pronoto modico, antice ovaliter rotundato, sat profunde alutaceo, margine basali fere rectâ, angulis fere rectis; elytris capite atque pronoto latioribus, duplo longioribus, prope humeros latissimis, punctis duplicibus modice impressis, interstitiis sat profunde alutaceis, lateribus vix marginatis, apice obtuso; pedibus atque antennis modicis, late flavis.

Body broadly oval, exceedingly convex, shining, alutaceous throughout, with the elytra punctured, pale castaneous.

Head rather large; mouth yellow; eyes black and very prominent; antennæ moderate, rather short, bright yellow, with the seventh joint moderately enlarged.

Thorax moderate, rather short, ovally rounded in front, rather deeply alutaceous, basal margin nearly straight, with the angles nearly right angles.

Scutellum large, rounded.

Elytra broader and twice longer than the head and thorax, widest near the shoulders, rather closely marked with double punctures, with the interstices rather deeply alutaceous, sides scarcely margined, apex very obtuse.

Legs moderate, bright yellow.

Under parts alutaceous, castaneous, with the metasternum dusky.

Differs from *R. ruficollis* in its rather smaller size, shorter and more rounded form, smaller and more deeply alutaceous thorax, shorter and smaller antennæ, and paler colour.

Habitat, Northern Africa, and Madeira.

Rhybobius brevicornis, sp. n.

L. c. $\frac{7}{16}$ lin. = 0.87 mm.—Brevis, ovatus, validissime convexus, nitidus, castaneus, pronoto rufescenti, elytris punctis duplicibus impressis; capite magno, rufescenti, oculis magnis, valde prominentibus; pronoto sat parvo, rufescenti, antice ovaliter rotundato, alutaceo (interdum etiam punctis impresso), lateribus marginatis, margine basali sinuata, angulis acutis; elytris brevibus, postice attenuatis, pronoto longioribus, haud latioribus, ad humeros latissimis, punctis duplicibus sat confertim impressis, interstitiis alutaceis, lateribus marginatis, apice attenuato;

pedibus brevibus, læte flavis; antennis perbrevis, robustis, læte flavis, articulo septimo magno, octavo exiguo, clavam quinque articulata simulantibus.

Body short, ovate, exceedingly convex, shining, castaneous, with the thorax rufescent, elytra marked with double punctures.

Head large, rufescent; eyes large, very prominent; antennæ very short, robust, bright yellow, with the seventh joint very large and the eighth very small, giving the appearance of a five-jointed club.

Thorax rather small, rufescent, ovally rounded in front, alutaceous, sometimes also punctured, sides margined, basal margin sinuated, with the angles acute.

Scutellum large, rounded, alutaceous.

Elytra short, attenuated posteriorly, longer but not broader than the thorax, widest at the shoulders, rather closely marked with double punctures, with the interstices alutaceous, sides margined, apex attenuated.

Legs short, bright yellow.

Under parts castaneous, metasternum dusky.

Differs from others in its small size, short form, very short and peculiarly-formed antennæ, and also in its sculpture.

Habitat, America. Found in Martinique by M. Sallé.

Obs.—In some specimens, perhaps females, the punctures on the thorax are more distinct than in others.

Rhyphobius obtusus.

R. obtusus, Matthews, Wien. Ent. Zeit. ix. p. 151, 1890.

L. c. $\frac{1}{6}$ lin. — 0.75 mm.—Subhemisphericus, nitidissimus, rufo-castaneus, pronoto alutaceo, elytris profunde umbilicatis punctatis; pronoto sat magno, alutaceo, nitidissimo, lateribus circulariter rotundatis, leviter marginatis, margine basali scutellum versus valde producta, angulis acutis; elytris brevibus, valde rotundatis, capite atque pronoto longioribus, haud latioribus, ad media latissimis, punctis magnis, umbilicatis profunde impressis, interstitiis alutaceis, nitidis, lateribus valde rotundatis, leviter marginatis, apice lato, rotundato: pedibus robustis, flavis; antennis modicis, læte flavis, articulo septimo magno, longo.

Body subhemispheric, very shining, rufo-castaneous, with the thorax alutaceous, and the elytra marked with large umbilicated punctures.

Head rather small; eyes moderate; antennæ moderate, bright yellow, with the seventh joint large and long.

Thorax large, alutaceous and very shining, sides circularly rounded and slightly margined, basal margin much produced towards the scutellum, with the angles acute.

Scutellum large, subtriangular.

Elytra short, much rounded, longer but not broader than the head and thorax, widest at the middle, deeply impressed with large umbilicated punctures, interstices alutaceous and shining, sides much rounded and slightly margined, apex broad and rounded.

Legs robust, yellow.

Under parts pale castaneous, with the metasternum punctured.

Differs from *R. ruficollis* in its short rounded form, and diverse sculpture.

Habitat, Europe. Found in Sicily near Palermo.

Rhybobius pumilus.

(*Moronillus*) *pumilus*, Reitter, Deuts. Ent. Zeit. 1884, p. 117.

L. c. $\frac{6}{14} - \frac{7}{14}$ lin. = 0.75-0.87 mm.—Ovatus, valde convexus, nitidus, totus alutaceus, elytris punctis duplicibus confertim et profunde impressis, rufo-castaneus, elytrorum humeris infuscatis; *capite* magno, lato; *pronoto* sat magno, antice ovaliter rotundato, alutaceo, margine basali fere recta, angulis sat productis, acutis; *elytris* capite atque pronoto vix latioribus, parum longioribus, prope humeros latissimis, punctis duplicibus, magnis, confertim notatis, interstitiis alutaceis, lateribus late marginatis, apice valde obtuso, stria suturali leviter impressa, ad humeros plus minusve infuscatis; pedibus sat magnis, læte flavis; antennis magnis, valde robustis, læte flavis, articulo septimo valde incrassato.

Body ovate, very convex and shining, alutaceous throughout, elytra deeply and closely marked with double punctures, rufo-castaneous, with the shoulders of the elytra more or less infuscate.

Head large and broad; eyes large and rather prominent; antennæ large and very robust, bright yellow, with the seventh joint much enlarged.

Thorax rather large, ovally rounded in front, alutaceous, basal margin nearly straight, with the angles acute and slightly produced.

Scutellum moderate, rounded.

Elytra scarcely broader but rather longer than the head and thorax, widest near the shoulders, closely marked with large double punctures, with the interstices alutaceous, sides broadly margined, apex very obtuse.

Legs rather large, bright yellow.

Under parts castaneous, with a deep central channel on the metasternum and first ventral segment.

Differs from other species in its small size, ovate form, deep sculpture, large antennæ, and central channel on the metasternum and first ventral segment.

Habitat, Europe. Found at Corfu.

Rhybobius Guatemalensis.

R. guatemalensis, Matthews, Biol. Cent.-Amer. Col. ii. pt. i. p. 125, 1888.

L. c. $\frac{6}{16}$ lin. = 0.75 mm.—Ovalis, validissime convexus, nitidissimus, modice punctatus, et alutaceus, castaneus; *pronoto* sat magno, antice circulariter rotundato, leviter et remote punctato, interstitiis leviter alutaceis, margine anteriori vix reflexa, margine basali sinuata, angulis acutis, parum productis; *elytris* modicis, pronoto longioribus, vix latioribus, prope humeros latissimis, magis profunde punctatis, interstitiis profunde alutaceis, lateribus leviter marginatis, apice obtuso; pedibus atque antennis flavis.

Body oval, exceedingly convex, very shining, moderately punctured and alutaceous, castaneous.

Head very small, scarcely exposed; eyes small, not prominent; antennæ large and long, yellow.

Thorax rather large, sides circularly rounded, lightly and remotely punctured, with the interstices faintly alutaceous, anterior margin faintly reflexed, basal margin sinuated, with the angles acute and slightly produced.

Scutellum rather elongate, rounded.

Elytra moderate, scarcely broader but longer and more deeply punctured than the thorax, with the interstices strongly alutaceous, widest near the shoulders, sides slightly margined, apex obtuse.

Legs moderate, yellow.

Under parts castaneous.

Differs from *R. ruficollis* in its smaller size, oval form, and fainter sculpture; from *R. pumilus* in its perfectly oval form, much lighter sculpture, and smaller antennæ.

Habitat, Central America. Found near the city of Guatemala by Mr. Champion.

Rhybobius dissimilis, sp. n.

L. e. $\frac{6}{16}$ lin. = 0.76 mm. —Ovatus, valde convexus, nitidissimus, pilorum expers, elytris piceis, pronoto rufescenti; capite magno, rufo, oculis nigris, antennis sat brevibus, lute flavis, articulo septimo intus incrassato; pronoto magno, rufo, antice ovaliter rotundato et marginato, impunctato, nitidissimo, margine basali leviter sinuato, angulis acutis; elytris piceis, pronoto duplo longioribus, haud latioribus, ad humeros latissimis, postice attenuatis, sat profunde et confertim asperatis, nitidissimis, lateribus marginatis, apicibus obtusis; pygidio exserto, flavescenti; pedibus lute aurantiacis.

Body ovate, very convex, and very shining, without hairs, elytra piceous, thorax rufescent.

Head large, rufous; eyes black; antennæ rather short, bright yellow, with the seventh joint incrassated on the inner side.

Thorax large, rufous, ovally rounded and margined in front, impunctate and very shining, basal margin faintly sinuated, with the angles acute.

Scutellum moderate, rounded.

Elytra piceous, twice longer but not broader than the thorax, widest at the shoulders, attenuated posteriorly, rather deeply and closely asperated, very shining, sides unmargined, extremities obtuse.

Abdomen with the pygidium exposed, yellow.

Legs robust, bright orange.

Under parts rufo-piceous.

Differs from others in its smaller size, posteriorly attenuated form, thorax and elytra distinctly margined, impunctate thorax, rather short antennæ with the seventh joint produced on the inner side.

Habitat, America. Found on the island of St. Vincent by Mr. Smith.

I feel some hesitation in placing this species in the genus *Rhybobius*, but since on careful dissection all the organs of the mouth, especially the extraordinary linear mandibles, and also the shape and disposition of the various parts of the external skeleton of the under side, differ in no respect from the corresponding parts of the most normal species of *Rhybobius*, I think it better to place it with them than to create a new genus for its reception.

ORTHOPERUS. Pl. VII., A.

Orthoperus, Steph. Ill. Brit. Entom. Mand. ii. p. 186, 1829.

Cryptophagus, p. Gyll. Ins. Succ. i. p. 185.

Dermestes, p. Marsh. Col. Brit. p. 80, 1802.

Microsphaera, Redtenbacher, Faun. Aust. p. 159, 1849.

Pitophilus, Heer, Faun. Helv. p. 433, 1841.

Corpus ovale vel ovatum, plerumque valde convexum et nitidum, vel omnino glabrum, vel pilis exiguis sparsissime vestitum.

Caput ultra pronotum partim extensum.

Antennæ (Pl. VII., A, fig. 7) geniculate, novem-articulate; 1 permagno, pyriformi, leviter recurvato; 2 primo parum minori, pyriformi; 3 et 4 parvis, fere transversis; 5 magno, valde incrassato; 6 iterum parvo, transverso; 7, 8 et 9

permagnis, clavam valde incrassatam, subfoliatam formantibus, apice oblique truncate.

Palpi maxillares (Pl. VII., A, fig. 5, w) breves, robusti, 4-articulati; 1 exiguo; 2 permagno, ovato; 3 parvo, perbrevis, transverso; 4 tertio multum latiori, elongato, subconico, pilis toto instructo, apice leviter incurvato.

Palpi labiales (Pl. VII., A, fig. 6, m) magni, robusti, triarticulati; 1 exiguo; 2 permagno, subcylindrico, leviter incurvato, antice abrupte truncate, in margine extremâ calcaribus armato, et membranâ concavata operto, e quâ mediâ articulus tertius exoritur exiguus, acicularis, et fere omnino occultus.

Labrum (Pl. VII., A, fig. 3) sat magnum, semiovale, basim versus constrictum.

Mandibule (Pl. VII., A, fig. 4) validæ, apicem versus dilatate, fortiter uncinatæ et ad extremam bifidæ, ad basim processu magno instructe, ejus acies interna ovaliter truncate est, truncationis marginibus profunde serratis.

Maxille (Pl. VII., A, fig. 5) parvæ, unilobate, lobo sat magno, sinuato, modice incurvato, et dentibus longis, acutissimis ad apicem armato. Stipes parvus, externe productus.

Mentum (Pl. VII., A, fig. 6, j) parvum, breve, transversum, subquadratum, lateribus leviter rotundatis.

Labium (Pl. VII., A, fig. 6, k) parvum, oblongum, paraglossis permagnis, subconicis terminatum.

Lingua (Pl. VII., A, fig. 6, l) magna, lata, pone palpos et paraglossas ferme occulta.

Pronotum modicum, transversum, antice ad caput accipiendum modice excisum.

Scutellum parvum, vel triangulare, vel rotundatum.

Elytra integræ.

Alæ amplæ.

Abdomen segmentis septem (?) compositum, apicali solo corneo, reliquis coriaceis.

Caput subtus ore deflexo, parte gulari sat magna, convexa.

Prothorax prosterno (Pl. VII., A, fig. 2, a) parvo, inter coxas elevato, et antice parum producto; *episternis* exiguis; *epimeris* modicis, receptacula coxarum postice includentibus; coxarum receptaculis subovalibus, non contingentibus.

Pectus mesosterno (Pl. VII., A, fig. 2, d) brevi, antice profunde concavato; *episternis* magnis; *epimeris* angustis, humeralibus, ad coxarum receptacula fere extensis; coxarum receptaculis ovalibus, sat remotis.

metasterno (Pl. VII., A, fig. 2, g) magno, ad latera corporis non extenso, margine posteriori inter coxas recta; *episternis* permagnis, latis, ad coxas extensis; *epimeris* longis angustis, apicibus ad coxas inflexis, reliquis sub elytris occultis.

Venter segmentis sex compositus; 1 magno, longo; 2-5 multo brevioribus, inter sese paribus; 6 præcedenti duplo longiori, integro.

Pedes antici coxis longis, ovatis; trochanteribus parvis, ovatis; femoribus simplicibus; tibiis sepe prælongis, plus minusve incurvatis, apicibus obtuse uncinatis; tarsis sat longis, 4-articulatis; 1 et 2 fere paribus, subtus valde elongatis; 3 exiguo; 4 tenui, valde elongato; unguibus longis, leviter curvatis, ad bases incrassatis.

intermedii coxis ovalibus, sat remotis; tibiis simplicibus, non elongatis, alioqui anticis similes.

postici coxis sat magnis, subovalibus, longius remotis, alioqui intermediis similes.

Body either oval or ovate, generally very convex and shining, smooth, or sparingly clothed with minute hairs.

Head partly exerted beyond the thorax.

Antennæ (Pl. VII., A, fig. 7) geniculate, nine-jointed; 1 very large, pyriform, slightly recurved; 2 rather smaller than the first, pyriform; 3 and 4 small, nearly transverse; 5 large, sometimes much incrassated; 6 small, transverse; 7-9 very large, forming a much incrassated subfoliate club, with the apex obliquely truncate.

- Maxillary palpi* (Pl. VII., A, fig. 5, w) short, robust, four-jointed; 1 very small; 2 very large, ovate; 3 small, very short, transverse; 4 elongate, subconic, much broader than the third, covered throughout with hair, and slightly incurved towards the apex.
- Labial palpi* (Pl. VII., A, fig. 6, m) large, robust, three-jointed; 1 very small; 2 very large, subcylindric, slightly incurved, at its extremity abruptly truncate and armed on the margin with spurs, closed by a concave membrane, from the centre of which the minute acicular third joint arises.
- Labrum* (Pl. VII., A, fig. 3) rather large, semioval, constricted near the base.
- Mandibles* (Pl. VII., A, fig. 4) strong, dilated towards the apex, strongly hooked and bifid at the extremity, furnished with a large corneous process at the base, ovally truncate in front, and deeply serrate on the edges; from this process a straight membranous lamina extends to the apex of the mandible.
- Maxillæ* (Pl. VII., A, fig. 5) small, unilobed, lobe rather large, sinuated and slightly incurved, armed at the apex with several long and very sharp curved teeth. Stipes small and produced on the outer side.
- Mentum* (Pl. VII., A, fig. 6, j) small, short, transverse, subquadrate, with the sides faintly rounded.
- Labium* (Pl. VII., A, fig. 6, k) small, oblong, terminated with very large, subconic paraglossæ.
- Lingua* (Pl. VII., A, fig. 6, l) large and broad, almost hidden by the palpi and paraglossæ.
- Pronotum* moderate, transverse, moderately excised in front.
- Scutellum* small, either triangular or rounded.
- Elytra* entire.
- Wings* ample.
- Abdomen* composed of apparently seven segments, of which the apical alone is corneous, and the rest coriaceous.
- Head* on the under side with the mouth deflexed, and the gular portion large and convex.
- Prothorax* (Pl. VII., A, fig. 2, a) with the *prosternum* small, elevated between the coxæ and slightly produced in front; *episterna* minute; *epimera* moderate, enclosing the coxal cavities; coxal cavities suboval, not contingent.
- Thorax* with the *mesosternum* (Pl. VII., A, fig. 2, d) short, deeply excavated in front; *episterna* large; *epimera* long and narrow, humeral, almost reaching the coxal cavities; coxal cavities oval, somewhat distant.
- metasternum* (Pl. VII., A, fig. 2, g) large, not extending to the sides of the body, with the posterior margin between the coxæ straight; *episterna* very large and broad, reaching to the coxæ; *epimera* long and narrow, concealed by the elytra except the apex, which is inflexed and rounded.
- Venter* composed of six segments; 1 large and long; 2-5 much shorter, equal to each other; 6 twice longer than the fifth, entire.
- Legs anterior* with the coxæ long and ovate; trochanters small, ovate; femora simple; tibiæ often very long and much incurved, abruptly incurved at the apex with the extremity obtuse; tarsi rather long, four-jointed, 1 and 2 nearly equal, much produced on the lower side, 3 very small, 4 long and slender, claws long, slightly curved, and incrassate at the base.
- intermediate* with the coxæ oval, rather distant, tibiæ simple, not elongate, in other respects like the anterior.
- posterior* with the coxæ large, suboval, widely distant, in other respects like the intermediate.

This genus is distinguished from *Rhyppobius* by the much more evident extrusion of its head, its nine-jointed antennæ, and in many species by its very long incurved anterior tibiæ. The species of *Orthopernis* appear to be numerous, and common to both hemispheres; but in a state of nature are difficult to detect, owing to the close

resemblance which they bear to the seeds of plants, a resemblance much augmented by their habit of remaining for a long time without motion. This fact in a great measure accounts for the paucity of individuals by which many of the species are represented in collections. A notable instance of this occurred in Mr. Champion's Central American collections, which contained only six Orthoperi, but these six on examination proved to belong to four very distinct species. All the species of *Orthoperus*, and probably many other *Corylophide*, seem to be extremely local, and when one has been discovered, others should be immediately searched for and captured; this is often an easy task, but, if neglected at the time, the opportunity of obtaining specimens may never again recur.

SPECIERUM EPITOMA.

L. c. 1.25 mm.—Rotunde ovalis, valde convexus, modice punctatus, postice haud attenuatus, ater, ped. atque ant. ferrugineis	punctulatus.
L. c. 1 mm.—Rotunde ovalis, postice attenuatus, valde convexus, totus alutaceus, ater, ped. atque ant. piceis	Kluki.
L. c. 0.87 mm.—Ovalis, distincte punctatus, haud alutaceus, niger, ped. atque ant. rufo-testaceis	punctatus.
L. c. 0.87 mm.—Ovalis, alutaceus, indistincte punctatus, niger, ped. atque ant. flavescens	brunnipes.
L. c. 1.12 mm.—Late ovalis, castaneus, elytris confertim et distincte punctatis, ped. atque ant. ferrugineis	punctatulus.
L. c. 1 mm.—Ovalis, castaneus, impunctatus, ped. atque ant. longis, late flavis	corticalis.
L. c. 0.87 mm.—Ovalis, castaneus, alutaceus, fere impunctatus, ped. atque ant. late flavis	atomus.
L. c. 0.87 mm.—Ovalis, niger, sat profunde punctatus, pilis indutus, ped. flavescens, ant. ferrugineis	ovalis.
L. c. 0.87 mm.—Late ovalis, sat depressus, nitidus, nigro-piceus, ped. atque ant. parvis, flavis	Columbianus.
L. c. 0.75 mm.—Ovatus, castaneus, punctis latis, leviter impressis in elytris notatus, ped. atque ant. late flavis	Borrei.
L. c. 0.75 mm.—Rotundatus, sat depressus, maturus ater, immaturus castaneus, alutaceus, vix nitidus, elytris punctatis, ped. brevibus, flavis, ant. flavis, clavâ nigrescenti	mundus.
L. c. 0.63 mm.—Subovalis, sat depressus, alutaceus, ater, ped. praelongis, piceis, ant. flavis, clavâ fuscâ	gracilipes.
L. c. 0.63 mm.—Late ovalis, convexus, ater, pilis brevibus indutus, ped. atque ant. nigro-piceis	nigricans.
L. c. 1.63 mm.—Ovatus, valde convexus, fere glaber, rufo-castaneus, ped. atque ant. ferrugineis	ovatus.
L. c. 0.63 mm.—Ovalis, castaneus, alutaceus, ped. atque ant. longis, late flavis	coriaceus.
L. c. 0.63 mm.—Oblongo-ovalis, nitidus, fere glaber, ater, ped. piceis, ant. pallide flavis	glaber.
L. c. 0.63 mm.—Ovalis, nitidus, distincte punctatus, ater, ped. atque ant. late flavis	æqualis.
L. c. 0.50 mm.—Ovatus, valde convexus, castaneus, elytris punctatis, ped. atque ant. flavis	atomarius.
L. c. 0.50 mm.—Ovatus, valde convexus, ater, impunctatus, ped. nigris, ant. piceis	perpusillus.
L. c. 1 mm.—Late ovalis, convexus, totus castaneus, sat profunde punctatus, pronoto parvo, ped. brevibus atque ant. late flavis	Japonicus.
L. c. 0.70 mm.—Late ovalis, convexus, nitidus, castaneus, distincte et regulariter punctatus, pronoto parvo, elytris magnis, ped. atque ant. flavis	cribratus.

- L. c. 0.50 mm.—Brevis, latus, rotundatus, nitidissimus, castaneus, imbricate et remote punctatus, pronoto ante basin contracto, ped. atque ant. flavis. **Crotchii.**
- L. c. 0.35 mm.—Ovalis, valde convexus, nitidissimus, castaneus, pronoto parvo, elytris magnis, confertim punctatis, ped. atque ant. flavis. **minutissimus.**

Orthoperus punctulatus.

O. punctulatus, Reitter, Dents. Ent. Zeit. 1876, p. 312.

L. c. $\frac{9}{16}$ – $\frac{10}{16}$ lin. = 1.12–1.25 mm.—Late ovalis, validissime convexus, distincte et sat confertim punctatus, niger, nitidissimus; *capite* sat magno, antice producto, oculis parvis, haud prominentibus; *pronoto* modico, distincte sed non profunde punctato, interstitiis glabris, nitidis, ad basin latissimo, lateribus marginatis, margine dilutiori, margine basali scutellum versus producta, angulis fere rectis; *elytris* magnis, pronoto latioribus et duplo longioribus, prope media latissimis, confertim et sat profunde, praesertim in humeris, punctatis, interstitiis alutaceis, nitidis, lateribus leviter marginatis, apice haud attenuato, rotundato, dilutiori; pedibus longis, gracilibus, ferrugineis, tibiis anterioribus fere rectis; antennis brevibus, totis ferrugineis.

Body broadly oval, exceedingly convex, very shining, distinctly and rather closely punctured, black.

Head rather large, produced in front; eyes small, not prominent; antennae short, ferruginous.

Thorax moderate, distinctly but not deeply punctured, with the interstices smooth and shining, widest at the base, sides margined, the margin itself pale, basal margin produced towards the scutellum, with the angles nearly right angles.

Scutellum small, rounded

Elytra large, broader and twice longer than the head and thorax, widest near the middle, closely and rather deeply punctured, especially on the shoulders, with the interstices alutaceous and shining, sides slightly margined, apex not attenuated, rounded, and pale.

Legs long and slender, ferruginous, anterior tibiae nearly straight.

Under parts black, metasternum rather deeply punctured.

Differs from *O. punctatus* in its much larger size, broader form, and greater convexity. and from *O. Kluki* in its larger size, deeply punctured and not attenuated elytra.

Habitat, Europe. Found in Lithuania.

Orthoperus Kluki.

O. Kluki, Wankowicz, Ann. Soc. Ent. Fr. 1865, p. 300.

L. c. $\frac{7}{16}$ – $\frac{8}{16}$ lin. 0.87–1 mm.—Ovatus, validissime convexus, aterrimus, nitidissimus, totus leviter alutaceus; *capite* sat magno; *pronoto* sat longo, antice sat profunde exciso, angulis anterioribus prominentibus, valde obtusis, lateribus fere rectis, leviter marginatis, margine basali scutellum versus leviter producta, angulis obtusis; *elytris* magnis, pronoto parum latioribus et plus quam sesqui longioribus, prope humeros latissimis, validissime convexus, nitidissimus, punctis remotis exiguis striatim dispositis impressis, apice obtuso, late dilutiori; pedibus longis, gracilibus, piceis, tibiis anterioribus valde incurvatis; antennis modicis, piceis, articulis basalibus laete flavis, quinto sexto plus quam duplo majori, clavis modice incrassatis.

Head rather large: eyes moderate; antennae moderate, piceous, with the basal joints bright yellow, fifth joint nearly twice as large as the sixth, club moderately incrassate.

Thorax rather long, rather deeply excised in front, with the anterior angles prominent and very obtuse, finely alutaceous, sides nearly straight, slightly margined, basal margin slightly produced towards the scutellum, with the angles obtuse.

Scutellum small, obtusely triangular.

Elytra large, a little broader and more than one-half longer than the head and thorax, widest near the shoulders, exceedingly convex, finely alutaceous, very shining, marked with minute remote punctures arranged in striae, apex obtuse and broadly pale.

Legs piceous, long and slender, anterior tibiae much incurved.

Under parts piceous.

Differs from others in its large size, ovate and exceedingly convex form, piceous legs, and general sculpture.

Habitat, Europe. Local but not rare.

Orthoperus punctatus.

O. punctatus, Wankowicz, Ann. Soc. Ent. Fr. 1865, p. 299.

L. c. $\frac{7}{16}$ lin. = 0.87 mm.—Omnino ovalis, valde convexus, nitidus, distincte haud confertim punctatus, piceo-niger; *capite* sat magno, antice producto, oculis magnis, prominentibus; *pronoto* magno, ad basim latissimo, minute et remote punctato, interstitiis nitidis, haud alutaceis, lateribus atque angulis anterioribus rufescentibus, lateribus marginatis, margine basali scutellum versus producta, angulis fere rectis; *elytris* capite atque pronoto vix latioribus, sesqui longioribus, prope humeros latissimis, ad apice sat attenuatis, modice et sat leviter punctatis, interstitiis nitidis, haud alutaceis, lateribus marginatis, apice obtuso; pedibus atque antennis sat magnis, rufo-testaceis, harum clavis obscurioribus.

Body perfectly oval, very convex, shining, distinctly but not closely punctured, pitchy black.

Head rather large, produced in front; eyes large and prominent; antennae rather large, rufo-testaceous, with the club dusky.

Thorax large, widest at the base, minutely and remotely punctured, with the interstices shining but not alutaceous, sides and anterior angles rufescent, sides margined, basal margin produced towards the scutellum, with the angles nearly right angles.

Scutellum large, triangular.

Elytra scarcely broader, but one-half longer than the head and thorax, widest near the shoulders, rather attenuated towards the apex, moderately and rather faintly punctured, with the interstices shining but not alutaceous, sides margined, apex obtuse.

Legs rather large, rufo-testaceous.

Under parts piceous, mouth yellow.

Differs from *O. Reitteri* in its smaller size, narrower form, and much finer punctation; and from *O. brunripes*, to which it is more nearly allied, in its much deeper punctation, the absence of the basal row of punctures on the thorax, and paler legs and antennae.

Habitat, Europe. Found in Lithuania.

Orthoperus brunripes.

(*Cryptophaqus*) *brunripes*, Gyllenhal, Ins. Suec. i. p. 185, 1808.

L. c. $\frac{6}{16}$ – $\frac{7}{16}$ lin. = 0.75–0.87 mm.—Omnino ovalis, convexus, alutaceus, sat nitidus, minute et remote punctatus, niger; *capite* magno, oculis sat prominentibus;

pronoto sat magno, ad basim latissimo, alutaceo, punctis minutis valde indistinctis in disco atque punctorum majorum ordine transversali prope basim notato, lateribus leviter marginatis, margine dilutiori, margine basali scutellum versus leviter producta, angulis fere rectis; *elytris* modicis, pronoto haud latioribus, sesqui longioribus, ad media latissimis, sat profunde alutaceis, valde indistincte et remote punctatis, stria suturali leviter impressa, lateribus marginatis, apice lato, valde obtuso; pedibus longis, gracillimis, flavis; antennis parvis, flavis, clavis obscurioribus.

Body perfectly oval, convex, alutaceous, rather shining, minutely and remotely punctured, black.

Head large; eyes rather prominent; antennæ small, yellow, with the club dusky.

Thorax rather large, widest at the base, alutaceous, with minute and indistinct punctures on the disc, and a transverse row of larger punctures within the basal margin, sides faintly margined, the margin itself pale, basal margin slightly produced towards the scutellum, with the angles nearly right angles.

Scutellum moderate, rounded.

Elytra moderate, not broader, but one-half longer than the thorax, widest at the middle, rather strongly alutaceous, very indistinctly and remotely punctured, sutural stria faint, sides margined, apex broad and very obtuse.

Legs long and very slender, yellow.

Under parts black.

Differs from *O. Kluki* and *O. punctatulus* in its smaller size, perfectly oval form, larger head and thorax, and general sculpture; from *O. punctatus* in its much fainter sculpture, and the distinct row of larger punctures at the base of the thorax.

Habitat, Europe. Not common.

Orthoperus punctatulus.

O. punctatulus, Matthews, Ent. Mo. Mag. xxii. p. 108, 1885.

L. c. $\frac{1}{6}$ lin. = 1.12 mm.—Ovalis, modice convexus, nitidus, totus alutaceus, castaneus; *capite* modico; *pronoto* parvo, indistincte punctato, lateribus modice rotundatis, marginatis, margine ipsa flava, margine basali scutellum versus leviter producta, angulis obtusis; *elytris* longis, capite atque pronoto parum latioribus et fere duplo longioribus, ad media latissimis, sat depressis, confertim, regulariter et distincte punctatis, lateribus marginatis, apicibus obtusis; pedibus sat magnis, ferrugineis; antennis sat brevibus, ferrugineis, clavis nigris, articulo sexto quinto vix minori.

Head moderate; eyes not prominent; antennæ rather short, ferruginous, with the club black, the sixth joint not smaller than the fifth.

Thorax small, alutaceous, indistinctly punctured, sides moderately rounded and margined, with the margin yellow, basal margin slightly produced towards the scutellum, with the angles obtuse.

Scutellum small, obtusely triangular.

Elytra long, a little broader and almost twice longer than the head and thorax, widest near the middle, rather depressed, closely, regularly and distinctly punctured, sides margined, apex obtuse.

Abdomen with the pygidium slightly exposed, castaneous.

Legs rather large, ferruginous.

Under parts castaneous.

Differs from *O. corticalis* in its oval depressed form, sculpture of the elytra, and shorter antennæ with the club black.

Habitat, Europe. Once found by myself near Gumley.

Orthoperus corticalis.

O. corticalis, Redtenbacher, Faun. Aust. p. 299, 1858.

L. e. $\frac{8}{16}$ lin. = 1 mm.—Ovalis, valde convexus, nitidus, indistincte alutaceus, fere glaber, rufo-castaneus; *capite* modico; *pronoto* parvo, antice levissime exciso, angulis fere obsoletis, ad basim latissimo, lateribus circulariter rotundatis, distincte marginatis, lineâ transversâ ad basim impresso, margine basali scutellum versus leviter producta, angulis obtusis; *elytris* capite atque pronoto multum latioribus et plus quam duplo longioribus, prope media latissimis, levissime alutaceis, punctis exiguis, remotis, striatim dispositis, notatis, lateribus leviter marginatis, valde rotundatis, apicibus obtusis; abdominis pygidio exserto; pedibus longis, læte flavis, tibiis anterioribus valde elongatis et fortiter incurvatis; antennis longis, robustis, læte flavis, articulis duobus basalibus magnis, quinto sexto longiori, haud latiori, clavis valde incrassatis.

Head moderate; eyes rather small; antennæ long and robust, bright yellow, with the two basal joints very large, fifth longer but not broader than the sixth, and the club very much incrassated.

Thorax small, very slightly excised in front, with the anterior angles almost obsolete, widest at the base, sides circularly rounded and distinctly margined, indistinctly alutaceous, with a transverse impressed line near the base, basal margin slightly produced towards the scutellum, with the angles obtuse.

Scutellum small, triangular.

Elytra large, much broader and more than twice longer than the head and thorax, widest near the middle, very faintly alutaceous, marked with very minute remote punctures arranged in striæ, sides slightly margined, much rounded, with the apex obtuse.

Abdomen with the pygidium exposed.

Legs long, bright yellow, with the anterior tibiæ very long and strongly incurved.

Under parts pale castaneous, with the venter paler.

Differs from *O. brunripes* in its oval rounded form, the small size, slight emargination, and obsolete anterior angles of its thorax, rounded sides of its elytra, and bright yellow and differently formed legs and antennæ.

Habitat, Europe. Taken by myself in Sherwood Forest.

Orthoperus Japonicus, sp. n.

L. e. $\frac{8}{16}$ lin. = 1 mm.—Late ovalis, convexus, nitidus, regulariter et sat profunde punctatus, totus castaneus; *capite* minime exserto, oculis parvis, haud prominentibus; *pronoto* parvo, modice et remote punctato, interstitiis glabris, nitidis, lineâ basali distinctâ et confertissime punctatâ, lateribus leviter marginatis, margine basali leviter sinuatâ, angulis acutis; *elytris* sat magnis, capite atque pronoto latioribus et duplo longioribus, pone media latissimis, pronoto magis profunde et magis confertim punctatis, interstitiis alutaceis, lateribus leviter marginatis, apice rotundato; pygidio vix exserto; pedibus brevibus, gracillimis, læte flavis; antennis modicis, ad bases læte flavis, apices versus obscurioribus.

Body broadly oval, convex, shining, regularly and rather deeply punctured, entirely castaneous.

Head very little exserted; eyes small, not prominent; antennæ moderate, bright yellow at the base and dusky towards the apex.

Thorax small, moderately and remotely punctured, with the interstices smooth and shining, basal line distinct and very closely punctured, sides faintly margined, basal margin faintly sinuated, with the angles acute.

Scutellum very small, subtriangular, and punctured.

Elytra rather large, broader and twice longer than the head and thorax, widest beyond the middle, more deeply and more closely punctured than the thorax, with the interstices alutaceous, sides faintly margined, apex rounded.

Abdomen with the pygidium very little exposed.

Legs short, very slender, bright yellow.

Under parts entirely castaneous, ventral segments alutaceous.

Differs from *O. punctatulus* in the small size of its thorax, large elytra, more convex form, and deeper sculpture.

Habitat, Asia. Found in Japan by Mr. Lewis.

Orthoperus atomus.

(*Cryptophagus*) *atomus*, Gyllenhal., Ins. Succ. i. p. 185, 1808.

(*Dermestes*) *picatus*, (?) Marsh. Ent. Brit. p. 80, 1802.

L. c. $\frac{7}{16}$ lin. = 0·87 mm.—Ovalis, valde convexus, nitidissimus, sat fortiter alutaceus, castaneus; *capite* modico; *pronoto* modico, sat angusto: sat fortiter alutaceo, punctis exiguis longe remotis notato, lateribus leviter rotundatis, marginatis, margine basali modice sinuata, angulis fere rectis; *elytris* capite atque pronoto parum latioribus, duplo longioribus, prope media latissimis, sat profunde alutaceis, punctis exiguis longe remotis notatis, lateribus marginatis, ad apices sat attenuatis; abdominis pygidio excerto; pedibus modicis, late flavis, tibiis antiis ad apices dilatatis; antennis sat magnis, late flavis, articulo quinto sexto multo majori.

Head moderate; eyes not prominent; antennæ large, bright yellow, with the fifth joint much larger than the sixth.

Thorax moderate, rather narrow, strongly alutaceous, with a few very minute scattered punctures, sides slightly rounded and margined, basal margin moderately sinuated, with the angles nearly right angles.

Scutellum very small, rounded.

Elytra rather broader and twice longer than the head and thorax, widest near the middle, rather deeply alutaceous, with a few minute scattered punctures, sides margined, apex rather attenuated.

Abdomen with the pygidium exposed.

Legs moderate, bright yellow, anterior tibia slightly dilated at the apex.

Under parts castaneous.

Differs from *O. punctatulus* in its smaller size, more attenuated form, long and robust bright yellow antennæ, with their fifth joint much longer than the sixth.

Habitat, Europe. Rather common.

I have used the names "*atomus*, Gyll.," and "*atomarius*, Heer," in preference to "*picatus*, Marsh.," and "*punctum*, Marsh." Although these species are designated by the latter appellations in continental collections, yet the descriptions given by Mr. Marsham are so exceedingly vague and indeterminate, that it would be confusing to alter our present nomenclature without actual comparison with the Kirbyan types.—A. Matthews, Ent. Mo. Mag. vol. xxii. p. 107.]

Orthoperus ovalis.

O. ovalis, Matthews, Biol. Cent.-Amer. Col. ii. pt. i. p. 123, 1888.

L. c. $\frac{7}{16}$ lin. = 0·87 mm.—Ovalis, validissime convexus, distincte et regulariter punctatus, niger, nitidus, pilis brevibus sparsissime indutus; *pronoto* modico, distincte punctato, interstitiis nitidis, linea transversa prope basim leviter impresso,

lateribus marginatis, margine ipsâ dilutiori, margine basali sinuatâ, angulis fere rectis; *elytris* capite atque pronoto sat latioribus, sesqui longioribus, et magis profunde punctatis, ante media latissimis, apicibus obtusis; pedibus flavescens, tarsis elongatis; antennis ferrugineis.

Body oval, exceedingly convex, distinctly and regularly punctured, black and shining, very sparingly clothed with short hairs.

Head moderately exposed, black and shining; eyes moderate; antennæ moderate, ferruginous.

Thorax moderate, distinctly punctured, with the interstices shining, marked with a faint transverse line within the basal margin, sides margined, with the margin pale, basal margin sinuated, with the angles nearly right angles.

Scutellum very small, triangular.

Elytra rather broader, one-half longer, and more deeply punctured than the head and thorax, widest before the middle, sides scarcely margined, apex obtuse.

Legs flavescens, with the femora dusky, and the tarsi long and slender.

Under parts black, moderately and distinctly punctured.

Differs from others in its intermediate size, perfectly oval shape, deeply punctured elytra, pitchy-black colour, and short scattered hairs on its surface.

Habitat, America. Found near Jalapa, Mexico, by M. Hoegé.

Orthoperus Columbianus.

O. Columbianus, Matthews, Comp. Rend. S. Ent. Belg. p. 68, 1885.

L. c. $\frac{7}{16}$ lin. = 0·87 mm.—Latus, subovalis, sat depressus, nigro-piceis, nitidus, indistinctissime alutaceus; *pronoto* parvo, ad basim latissimo, margine basali leviter sinuata, angulis obtusis; *elytris* magnis, pronoto multum latioribus et plus quam duplo longioribus, prope media latissimis; pedibus atque antennis parvis, flavis.

Body very broad, ovally rounded, rather depressed, pitchy-black, shining, microscopically alutaceous throughout.

Head small; antennæ small and short, yellow.

Thorax small, widest at the base, basal margin faintly sinuated, with the angles obtuse.

Scutellum very small, triangular.

Elytra large, much broader and more than twice longer than the thorax, widest near the middle.

Legs small, yellow.

Under parts piceous.

Differs from others in its rather larger size, very broad and depressed form, piceous colour, and very faint sculpture.

Habitat, America. Found in Columbia.

The only example of this species which I have seen is in the collection of the Royal Belgian Museum at Brussels.

Orthoperus Borrei.

O. Borrei, Matthews, Compt. Rend. S. Ent. Belg. p. 68, 1885.

L. c. $\frac{5}{16}$ — $\frac{6}{16}$ lin. = 0·63–0·75 mm.—Ovatus, valde convexus, rufo-castaneus, nitidus; *pronoto* modico, ad basim latissimo, levissime alutaceo, lateribus leviter marginatis, margine basali rotundata, angulis obtusis; *elytris* sat longis, pronoto vix latioribus, duplo longioribus, prope humeros latissimis, punctis latis, leviter

impressis, sat confertim notatis, interstitiis leviter alutaceis; pedibus atque antennis magnis, lute flavis.

Body ovate, very convex, rufo-castaneous, shining.

Head large, rufescent in front; eyes large and rather prominent; antennæ large and robust, bright yellow.

Thorax moderate, widest at the base, very finely alutaceous, sides faintly margined, basal margin rounded, with the angles obtuse.

Scutellum moderate, obtusely triangular.

Elytra rather long, scarcely broader but twice longer than the thorax, widest near the shoulders, rather closely marked with large shallow punctures, interstices finely alutaceous.

Legs large, robust, bright yellow.

Under parts castaneous, with the metasternum paler, and the apical segments of the venter yellow.

Differs from others in its small size, ovate and very convex form, bright yellow legs and antennæ, and peculiar sculpture.

Habitat, Europe. Found in Spain in Andalusia.

I found the first two specimens of this very distinct species in the collection of the Royal Belgian Museum at Brussels. In form and sculpture it much resembles the species of *Rhyppobius*, but is separated from that genus by its nine-jointed antennæ. Other specimens, taken in Andalusia and in Sardinia, have lately been sent to me by Herr E. Reitter.

Orthoperus cribatus, sp. n.

L. c. $\frac{5}{16}$ – $\frac{6}{16}$ lin. = 0.63–0.75 mm.—Late ovalis, convexus, nitidus, distincte et regulariter punctatus, castaneus; *capite* modico, oculis parvis, haud prominentibus; *pronoto* parvo, capite longiori et latiori, ad basim latissimo, distincte et regulariter punctato, interstitiis alutaceis, lateribus leviter marginatis, margine basali sinuata, angulis sat acutis; *clytris* magnis, capite atque pronoto multum latioribus et duplo longioribus, ad media latissimis, distincte et regulariter punctatis, interstitiis alutaceis, lateribus marginatis, apicibus rotundatis; pedibus atque antennis flavis, harum clavis obscurioribus.

Body broadly oval, convex and shining, castaneous, distinctly and regularly punctured throughout.

Head moderate; eyes small, not prominent; antennæ yellow, with the club dusky.

Thorax small, longer and broader than the head, widest at the base, distinctly and regularly punctured, with the interstices alutaceous, sides slightly margined, basal margin sinuated, with the angles rather acute.

Scutellum small, triangular.

Elytra large, much broader and twice longer than the head and thorax, widest at the middle, distinctly and regularly punctured, with the interstices alutaceous, sides margined, extremities rounded.

Legs yellow.

Under parts rufo-castaneous, smooth and shining.

Differs from others in its small size, broad oval form, small thorax, large clytra, and very uniform and distinct sculpture.

Habitat, North America. Found in the United States by Mr. G. R. Crotch.

Orthoperus mundus.

O. mundus, Matthews, Ent. Mo. Mag. xxii. p. 109, 1885.

L. c. $\frac{9\frac{1}{2}}{10}$ lin. = .75-.87 mm.—Latus, rotundatus, sat depressus, aterrimus, vix nitidus, alutaceus; capite magno, distincte alutaceo, oculis prominentibus; pronoto lato, ad basim latissimo, minute alutaceo, impressionibus tribus levibus ad basim notato, unâ mediali, alterâ utrinque laterali, disco impunctato, lateribus rotundatis et marginatis, margine dilutiori, margine basali scutellum versus multum producta, angulis fere rectis; clytris capite atque pronoto parum latioribus, sesqui longioribus, prope media latissimis, sat profunde alutaceis, punctis parvis equidistantibus, striatim dispositis, notatis, lineâ suturali utrinque impressis, lateribus valde rotundatis, fortiter marginatis, margine dilutiori, apice valde rotundato, dilutiori; abdominis pygidio haud exserto; pedibus brevibus, gracillimis, flavis, tibiis anterioribus fortiter incurvatis; antennis sat longis, flavis, clavis obscuris, articulo quinto sexto longiori, haud latiori.

Head large, minutely alutaceous; eyes large and very prominent; antennæ rather long, yellow, with the club dusky; fifth joint longer, but not broader than the sixth.

Thorax broad, widest at the base, minutely alutaceous, with three faint impressions near the base, one in the middle and one on each side, disc impunctate, sides rounded and margined, with the margin pale, basal margin much produced towards the scutellum, with the angles nearly right angles.

Scutellum moderate, obtusely triangular.

Elytra rather broader and one-half longer than the head and thorax, widest near the middle, rather deeply alutaceous, marked with small equidistant punctures arranged in striae, and an impressed line on each side of the suture, sides much rounded and strongly margined with the margin pale, apex much rounded and pale.

Abdomen with the pygidium not exposed.

Legs short, very slender, yellow, with the anterior tibiæ much incurved.

Under parts piceous.

Differs from all other species in its depressed rounded form, black colour, large head and prominent eyes, and in sculpture; in immature specimens the colour is castaneous.

Habitat, Europe, not rare.

Orthoperus gracilipes, sp. n.

L. c. $\frac{5}{10}$ lin. = 0.63 mm.—Latus, ovaliter rotundatus, sat depressus, nitidulus, alutaceus, punctis minutis, distinctis, regulariter dispositis, notatus, aterrimus; capite sat parvo; pronoto sat magno, antice minime exciso, fere circulariter rotundato, margine basali profunde sinuata, angulis acutis; clytris sat brevibus, pronoto vix latioribus, fere sesqui longioribus, ad media latissimis, striâ suturali profunda, lateribus leviter marginatis, apice obtuso; pedibus prælongis, piceis, tibiis anterioribus fortiter incurvatis; antennis modicis, flavescens, clavis piceis.

Body broad, ovally rounded, rather depressed, deep black, moderately shining, alutaceous, marked throughout with minute distinct punctures very regularly disposed.

Head small; eyes moderate; antennæ moderate, flavescens with the club piceous.

Thorax rather large, very little excised in front, almost circularly rounded, basal margin very deeply sinuated with the angles acute.

Scutellum very small, triangular.

Elytra rather short, scarcely broader, and nearly one-half longer than the head and thorax, widest at the middle, sutural stria deep, sides slightly margined, apex obtuse.

Legs piceous, very long and slender, anterior tibiæ strongly incurved.

Under parts piceous.

Differs from *O. mundus* in its much smaller size, narrower form, very long and slender piceous legs, and in sculpture.

Habitat. North America; the only specimens of this species which I have seen are in the collection of Dr. N. A. C. Dohrn, of Stettin.

Orthoperus nigricans.

O. nigricans, Matthews, Biol. Cent.-Amer. Col. ii. pt. i. p. 123, 1888.

L. c. $\frac{5}{16}$ lin. = 0.63 mm.—Late ovalis, convexus, nitidus, modice punctatus, aterrimus, pilis brevibus sparsissime indutus; *pronoto* parvo, sat minute punctato, interstitiis glabris, lateribus marginatis, margine basali vix sinuata, angulis fere rectis; *elytris* capite atque pronoto parum longioribus et parum latioribus, atque magis profunde punctatis, interstitiis glabris, apicibus valde rotundatis, dilutioribus; pedibus atque antennis nigro-piceis, tibiis anterioribus longis, incurvatis.

Body broadly oval, convex and shining, moderately punctured, deep black, furnished with scattered hairs.

Head but little exposed; eyes moderate; antennæ moderate, piceous.

Thorax small, rather minutely punctured with the interstices smooth and shining, sides margined, basal margin scarcely sinuated, with the angles nearly right angles.

Scutellum small, triangular.

Elytra rather longer and rather broader, and more deeply punctured than the head and thorax, with the interstices smooth and shining, extremities much rounded and pale.

Abdomen with the pygidium exposed, black.

Legs moderate, pitchy-black, with the anterior tibiæ long and incurved.

Under parts black.

Differs from *O. ovalis* in its much smaller size, more rounded and less convex form, pitchy-black legs and antennæ, and deep black colour.

Habitat, Central America, found in the City of Guatemala by Mr. Champion.

Orthoperus ovatus.

O. ovatus, Matthews, Biol. Cent.-Amer. Col. ii. pt. i. p. 124, 1888.

L. c. $\frac{5}{16}$ lin. = 0.63 mm.—Ovatus, validissime convexus, nitidissimus, fere glaber, rufo-castaneus; *pronoto* sat longo, indistinctissime punctato, margine basali leviter sinuata, angulis fere rectis; *elytris* capite atque pronoto parum latioribus, sesqui longioribus, ante media latissimis, postice attenuatis, glabris, nitidis, apice sat acuto, dilutiori; pedibus atque antennis pallide ferrugineis.

Body ovate, exceedingly convex, very shining, almost smooth, rufo-castaneous.

Head large, much exposed; eyes large; antennæ moderate, flavescens, with the club dusky.

Thorax rather long, very indistinctly punctured, basal margin slightly sinuated, with the angles nearly right angles.

Scutellum very small, triangular.

Elytra rather broader and one-half longer than the head and thorax, widest before the middle, attenuated posteriorly, smooth and shining, apex rather acute and pale.

Legs moderate, pale ferruginous.

Under parts piecous, with the venter paler.

Differs from others in its narrow ovate form, smooth and impunctate surface, and rufo-castaneous colour.

Habitat, Central America, found near San Geronimo, Vera Paz, by Mr. Champion.

Orthoperus coriaceus.

O. coriaceus, Rey, Opusc. Ent. xii. p. 132, 1861.

L. c. $\frac{5-6}{16}$ lin. = .63-.75 mm.—Ovalis, convexus, alutaceus, castaneus, sat nitidus; *capite* modico, oculis parvis, haud prominentibus; *pronoto* parvo, brevi, leviter alutaceo, remote et indistincte punctato, lateribus rotundatis et marginatis, margine basali scutellum versus valde producta, angulis sat acutis; *elytris* capite atque pronoto vix latioribus, plus quam sesqui longioribus, prope humeros latissimis, sat profunde alutaceis, punctis remotis, levibus, ornatis, lateribus rotundatis, leviter marginatis, apicibus obtusis, dilutioribus; pedibus late flavis, longis, gracillimis, tarsis valde elongatis, tibiis anterioribus modice incurvatis, antennis magnis, robustis, late flavis, clavis obscuris, articulo quinto valde incrassato.

Head small and narrow; eyes small, not prominent; antennæ large and robust, bright yellow, with the club dusky, fifth joint very much incrassated.

Thorax small and short, finely alutaceous, remotely and very indistinctly punctured, sides rounded and margined, basal margin much produced towards the scutellum, with the angles rather acute.

Scutellum large, triangular.

Elytra scarcely broader, but more than one-half longer than the head and thorax, widest near the shoulders, rather deeply alutaceous, ornamented with remote shallow punctures, sides rounded and slightly margined, apex obtuse, pale.

Legs very long and slender, bright yellow, tarsi very long, anterior tibiæ moderately incurved.

Under parts black, edges of the ventral segments rufo-piecous, metasternum rather deeply punctured.

Differs from *O. atomus* in its smaller size, narrower and more convex form, small and narrow head, robust antennæ, and general sculpture.

Habitat, Europe, not uncommon.

Orthoperus glaber.

O. glaber, Le Conte, Proc. Ac. Nat. Sci. Philad. vol. vi. p. 142, 1852.

L. c. $\frac{5}{16}$ lin. = 0.63 mm.—Oblongo-ovalis, convexus, nitidissimus, aterrimus, fere glaber; *capite* magno, lato, oculis modicis, prominentibus; *pronoto* magno, subquadrato, ad basim latissimo, alutaceo, lateribus leviter marginatis, margine basali scutellum versus producta, angulis fere rectis; *elytris* modicis, capite atque pronoto aliquantum latioribus, plus quam sesqui longioribus, ante media latissimis, apicem versus parum attenuatis, alutaceis, lateribus leviter marginatis, apice obtuso, dilutiori; pedibus magnis, piecis; antennis sat longis, pallide flavis, clavis obscurioribus.

Body oblong-oval, convex, very shining, deep black, almost smooth.

Head large and broad; eyes moderate, prominent; antennæ rather long, pale yellow, with the club dusky.

Thorax very large, subquadrate, widest at the base, alutaceous, sides slightly margined, basal margin produced towards the scutellum, with the angles nearly right angles.

Scutellum small, triangular.

Elytra moderate, rather broader and more than one-half longer than the head and thorax, widest before the middle, somewhat attenuated towards the apex, alutaceous, sides slightly margined, apex obtuse, pale.

Legs large, robust, piceous.

Under parts black.

Differs from all other species in its broad subquadrate thorax, attenuated elytra, and general sculpture.

Habitat, North America.

Orthoperus æqualis.

O. æqualis, Sharp, Trans. R. Dublin Soc. (2) iii. p. 128, 1885.

L. c. $\frac{5}{16}$ lin. = 0.63 mm.—Omnino ovalis, valde convexus, nitidus, distincte punctatus, aterrimus; *pronoto* parvo, ad basim latissimo, lateribus leviter marginatis, margine basali leviter sinuata, angulis fere rectis; *elytris* pronoto parum latioribus, duplo longioribus, prope media latissimis, sat profunde punctatis, interstitiis alutaceis, nitidis, lateribus leviter marginatis, apice rotundato; pedibus atque antennis hæte flavis, clavis obscuris.

Head large, castaneous; eyes large and prominent; palpi bright yellow; antennæ bright yellow, with the club dusky.

Thorax small, widest at the base, sides slightly margined, basal margin faintly sinuated, with the angles nearly right angles.

Scutellum small, triangular.

Elytra a little broader and twice longer than the thorax, more deeply punctured, with the interstices alutaceous and shining, widest near the middle, sides slightly margined, apex rounded.

Abdomen with the pygidium slightly exposed, piceous.

Legs moderate, bright yellow.

Under parts piceous, head and prothorax flavescens.

Differs from others in its oval form, quadrate thorax, and deep sculpture.

Habitat, Sandwich Islands. Found in Hawaii, on Mauna Loa, by Rev. T. Blackburn.

Orthoperus atomarius.

(*Pitophilus*) *atomarius*, Heer, Faun. Helvet. i. p. 433, 1841.

L. c. $\frac{4}{16}$ lin. = 0.50–0.63 mm.—Ovatus, valde convexus, nitidissimus, pallide castaneus, haud alutaceus, leviter punctatus, interstitiis glaberrimis, nitidissimis; *capite* magno, lato; oculis magnis, modice prominentibus; *pronoto* magno, ad basim latissimo, minute punctato, interstitiis glabris, nitidis, lateribus leviter rotundatis et leviter marginatis, margine basali scutellum versus producta, angulis fere rectis; *elytris* sat angustis, capite atque pronoto fere sesqui longioribus, vix latioribus, prope media latissimis, sat profunde et regulariter punctatis, interstitiis glabris, nitidis, lateribus marginatis ad apices leviter attenuatis; abdominis pygidio exserto; pedibus longis, flavis; antennis flavis, clavis obscuris, articulo quinto sexto multo majori.

Head large and broad; eyes large, moderately prominent; antennæ yellow, with the club dusky, fifth joint much larger than the sixth.

Thorax large, broadest at the base, minutely punctured, with the interstices very smooth and shining, sides scarcely rounded and faintly margined, basal margin produced towards the scutellum, with the angles almost right angles.

Scutellum very small, rounded.

Elytra rather narrow, very convex, almost one-half longer but scarcely broader than the head and thorax, widest near the middle, regularly and rather deeply punctured, with the interstices smooth and shining, slightly attenuated posteriorly, sides margined.

Abdomen with the pygidium exposed.

Legs long, yellow.

Under parts pale castaneous.

Differs from all other species in its very minute size, perfectly ovate and exceedingly convex form, and general sculpture.

Habitat, Europe, not common. This species was first found by Mr. G. R. Crotch near Cambridge, and has subsequently been taken in other localities.

Orthoperus perpusillus.

O. perpusillus, Matthews, Biol. Cent.-Amer. Col. ii. pt. i. p. 124, 1888.

L. c. $\frac{1}{16}$ lin. = 0.50 mm.—Ovatus, validissime convexus, nitidus, aterrimus, fere impunctatus; *pronoto* modico, sat lato, ad basim latissimo, margine basali leviter sinuata, angulis fere rectis; *elytris* capite atque pronoto parum longioribus, haud latioribus, ad humeros latissimis, vix evidenter punctatis, apice obtuso; pedibus nigris; antennis piceis.

Head scarcely exerted, antennae piceous.

Thorax moderate, rather broad, widest at the base, basal margin slightly sinuated, with the angles nearly right angles.

Scutellum very small, triangular.

Elytra rather longer, but not broader than the head and thorax, widest at the shoulders, scarcely visibly punctured, apex obtuse.

Legs moderate, black.

Under parts black.

Differs from *O. oratus* in its minute size, broader and less attenuated form, almost impunctate surface, and black legs.

Habitat, America; Chontales, Nicaragua, one specimen taken by Mr. Janson. Abounds in the West Indian Islands, where it was taken in profusion by Mr. H. H. Smith.

This minute species may be distinguished from *O. glaber*, Le Conte, by the totally different shape of its thorax and elytra, and by its deep black colour.

Orthoperus Crotchii, sp. n.

L. c. $\frac{1}{16}$ lin. = 0.50 mm.—Brevis, latus, rotundatus, nitidissimus, minute et remote punctatus, castaneus; *capite* magno, lato, oculis parvis, haud prominentibus; *pronoto* magno, capite longiori et latiori, pone medium latissimo, minute et remote punctato, fere glabro, nitidissimo, lateribus ante basim leviter contractis, leviter marginatis, margine basali fortiter sinuata, angulis obtusis; *elytris* capite atque pronoto parum latioribus, plus quam sesqui longioribus, ante media latissimis, minutissimis et remote punctatis, interstitiis indistincte alutaceis et nitidissimis, striâ suturali distinctâ, lateribus marginatis et rotundatis, apicibus obtusis; pedibus flavis, tibiis obscurioribus; antennis flavis, clavis obscurioribus.

Body short, broad, and rounded, very shining, castaneous, minutely and remotely punctured.

Head large and broad; eyes small, not prominent; antennae moderate, yellow, with the club dusky.

Thorax large, longer and broader than the head, widest behind the middle, minutely and remotely punctured, nearly smooth and very shining, slightly contracted before the base, sides margined, basal margin strongly sinuated, with the angles obtuse.

Scutellum very small, rounded.

Elytra rather broader, and more than one-half longer than the head and thorax, widest before the middle, very minutely and remotely punctured, with the interstices indistinctly alutaceous and very shining, sutural stria distinct, sides margined and rounded, apex obtuse.

Legs yellow, with the tibiæ dusky.

Under parts pale castaneous.

Differs from others in its minute size, very round form, very shining surface, thorax contracted towards the base, and in sculpture.

Habitat, North America. Found in the United States by Mr. G. R. Crotch.

[*Orthoperus minutissimus*, sp. n.]

[L. c. $\frac{1}{16}$ lin. = 0.50 mm.—Ovalis, valde convexus, nitidissimus, castaneus; pronoto parvo; clytris magnis, confertim punctatis; pedibus atque antennis flavis.

Head moderate, pale; eyes black; antennæ dusky yellow.

Thorax small, larger and broader than the head, widest in the middle, moderately punctured, interstices faintly alutaceous, distinctly margined, basal margin sinuated, angles right angles.

Scutellum very small, rounded.

Elytra rather large, broader and twice longer than the head and thorax, widest in the middle, closely and rather deeply punctured, interstices faintly alutaceous, sutural stria distinct, sides margined, apex obtuse and much rounded.

Legs bright yellow, anterior tibiæ dusky yellow.

Under parts piecous, castaneous.

Differs from *O. perpusillus* in its much smaller size, oval form, smaller thorax, deeper sculpture, and castaneous colour, while *O. glaber* is distinctly alutaceous.

Habitat, South America, Guadaloupe, Fleutiaux.]

I have copied the foregoing description from Mr. Matthews's note books because he has retained the diagnosis in the epitome of the species of this genus. But I suspect that the discovery of abundant specimens of *O. perpusillus* in the West Indies induced Mr. Matthews to sink this name altogether; especially as he omitted the name from the systematic list, and also did not leave any description in his MS. The specimens in his own collection labelled with these two names seem to belong to the same species.— Ed.]

FAM. PSEUDOCORYLOPHIDÆ.

Sub hoc nomine insecta genere *Aphanocephalo* comprehensa a *Corylophidis* remove judicavi; quippe quæ ab illis toto orbe differunt. Vere palpis solis exceptis characteres nullos consimiles habent. Antennæ modo omnino dissimili formantur; clava earum solida existit, et retracta haud in funiculo reduplicatur, sed fere recta extenditur. Maxillæ trilobatæ *Trichopterygidis* magis quam *Corylophidis* similes videntur. Alæ *Silphidis*. Tarsi triarticulati *Coccinellidis*. Atque mesosterni epimera præ modo amplificata iterum *Trichopterygidis*. Atque igitur hæc insecta familiam distinctam formare censeo, quæ, formâ en colore interdum maculato cum *Coccinellidis* affinitatem indicans, a *Corylophidis* submota juxta *Coccinellidas* locari debet.

CHARACTERES DIAGNOSTICI.

- Antennæ* primo visu novem, re verà undecim articulatæ; 1 magno, longo, vix recurvato; 2 primo multum minori, atque illi oblique optato; 3 gracili, secundo multum longiori; 4-8 parvis, gradatim et brevioribus et latioribus; 9-11 clavam subsolidam formantibus, articulis amplificatis evidentibus.
- Palpi maxillares* 4-articulati; articulo secundo turgide incrassato; apicali elongato, sat gracili, conico.
- Palpi labiales* triarticulati, articulo secundo turgide incrassato; apicali lato, subconico.
- Maxillæ* ad modum *Trichopterygidarum* trilobatæ.
- Epimera mesosterni* permagna, ad omne latus externum coxarum receptaculorum extensa.
- Elytra* integra.
- Alæ* amplæ, ad basim latissimæ, atque per totas nervis firmatæ.
- Tarsi* omnes triarticulati.
- Coxæ* omnes rotundatæ, et late distantes.

Characteres alii sub genere *Aphanocephalo* diserte describuntur.

APHANOCEPHALUS. Pl. VII., C.

Aphanocephalus, Wollaston, Ent. Mo. Mag. vol. ix. p. 278, 1873.

Corpus hemisphericum, aut plus minusve ovale.

Caput magnum, retractile, sæpe prominens, deflexum, parte gulari valde convexâ; oculis sat parvis, prominentibus; antennis ad mandibularum basim insertis, atque ad replicandum circa latus internum oculorum habilibus; clypeo aut epistomate permagno, lateraliter dilatato.

Antennæ (Pl. VII., C, fig. 7) vix geniculatæ, 11-articulatæ; 1 magno, longo, elongato-pyriformi, ad apicem oblique truncato; 2 parvo, brevi, ad basim internam abrupte excavato, atque ad apicem externum prioris inserto; 3 longo, gracili, secundo multum longiori; 4-8 parvis, gradatim brevioribus, et sæpe gradatim latioribus; 9-11 incrassatis, clavam subsolidam formantibus, articulis singulis discretè difficilioribus.

Palpi maxillares (Pl. VII., C, fig. 5, w) 4-articulati; 1 brevi lato, cyathiformi; 2 permagno, turgide incrassato, antice excavato, et setâ brevi ad angulum utrumque instructo; 3 perbrevis, transverso; 4 elongato, conico.

Palpi labiales (Pl. VII., C, fig. 6, m) sat breves, robusti, triarticulati; 1 exiguo; 2 turgide incrassato, antice excavato; 3 secundo paulum breviori et graciliori, cultriformi, acie internâ fere rectâ.

- Labrum* (Pl. VII., C, fig. 3, z) modicum, transversum, antice emarginatum et lateraliter dilatatum atque rotundatum; *epistoma* sive *clypeus* (fig. u) permagnus, antice emarginatus, et lateraliter valde dilatatus, sat profunde punctatus, interstitiis glabris, nitidissimis.
- Mandibulae* (Pl. VII., C, fig. 4) magna, valida, apice profunde bifido et acute uncinnato, basi valde dilatata, processu longo, ad aciem serrato, intus instructae.
- Maxille* (Pl. VII., C, fig. 5) robustae, trilobatae, lobo externo, re vera stipitis processu, sat magno, cultriformi; intermedio magno, longo, setis longis ad apicem instructo; interiori modico, ad apicem oblique excavato atque setis prelongis, incurvatis instructo. Stipes sat magnus, robustus.
- Mentum* (Pl. VII., C, fig. 6, j) suboblongum, transversum, ad basim dilatatum.
- Labium* (Pl. VII., C, fig. 6, k) sat magnum, quadratum, costis lateralibus validis firmatum, margine anteriori media in dentem acutum producta, ad latera paraglossis articulatis, ad apices setosis, instructa.
- Lingua* (Pl. VII., C, fig. 6, l) permagna, lata, palpos longitudine superans.
- Pronotum* parvum, margine anteriori fere circulariter rotundata, media elevati, et leviter concavata, angulis posterioribus hand productis.
- Scutellum* modicum, triangulare.
- Elytra* integra, magna, inflata, epipleuris latissimis.
- Alae* amplae, elongatae, ad basim latissimae, dimidio basali nervis duabus costalibus, validis, altero mediali tenuiori, atque altero brevi, angulato ad basim ipsam, firmato; dimidio apicali nervis duobus medialibus, leviter divergentibus, ad bases angulatis, e nervis costalibus exortis, firmato.
- Abdomen* segmentis novem compositis, apicali solo corneo, atque sulco profundo mediali impresso; reliquis omnibus membranaceis.
- Prothorax* (Pl. VII., C, fig. 2, a) sat magnus; *prosterno* magno, postice emarginato, et late divaricato, coxarum receptacula maxima parte eingenti; *episternis* minutis, inconspicuis; *epimeris* parvis, satis distinctis; receptaculis coxarum rotundatis, late distantibus.
- Pectus mesosterno* (Pl. VII., C, fig. 2, d) brevi, latissimo; *episternis* deflexis, inconspicuis; *epimeris* permagnis, ad omne latus externum coxarum receptaculorum extensis; receptaculis coxarum rotundatis, longe distantibus.
- metasterno* (Pl. VII., C, fig. 2, g) transverso, latissimo, ad latera corporis extenso, margine posteriori inter coxas leviter rotundata; *episternis* atque *epimeris* angustissimis, coriaceis, fere rudimentariis, sub elytris occultis.
- Venter* segmentis sex compositis, primo longo, sat magno, ceteris multo brevioribus, scipsis pariter longis, apicali integro.
- Pedes* *antici* trochanteribus acute conicis; femoribus simplicibus, robustis; tibiis simplicibus, ad apices parum dilatatis; tarsis triarticulatis, duobus basalibus fere paribus, profunde bifidis; apicali elongato, sat gracili; unguibus modicis, ad bases subtus dentatis.
- intermediis* atque *posteriores* anticis similes.
- Coxae* omnes rotundatae, et plus minusve remotae.

Body hemispheric.

Head large, retractile but capable of extrusion, deflexed, gular portion very convex; eyes rather small, prominent; antennae inserted near the base of the mandibles, when withdrawn folded round the inner side of each eye.

Antennae (Pl. VII., C, fig. 7) scarcely geniculated, 11-jointed; 1 large and long, elongate-pyriform, obliquely truncate at the apex; 2 small and short, abruptly excavated on the inner side of the base, and attached to the first at the outer side of its apex; 3 long and slender, much longer than the second; 4-8 small, gradually shorter; 9-11 incrassated, forming a subsolid club with rather indistinct divisions.

Maxillary palpi (Pl. VII., C, fig. 5, w) four-jointed; 1 short and broad, cyathiform; 2 very large, turgidly incrassate, excavated at the extremity, and furnished with a short seta at each angle; 3 very short, transverse; 4 elongate, conical.

- Labial palpi* (Pl. VII., C, fig. 6, m) rather short, robust, three-jointed; 1 very minute; 2 turgidly incrassate, excavated at the extremity; 3 rather shorter and more slender than the second, cultriform, with the inner side straight.
- Labrum* (Pl. VII., C, fig. 3, z) moderate, transverse, emarginate in front, and dilated and rounded at the sides. *Epistoma* or *clypeus* (fig. u) very large, rather deeply punctured, with the interstices smooth and very shining, emarginate in front, and broadly dilated at the sides.
- Mandibles* (Pl. VII., C, fig. 4) large and strong, deeply bifid and acutely hooked at the apex, broadly dilated at the base, and furnished on the inner side with a broad coriaceous process serrate at the edge.
- Maxille* (Pl. VII., C, fig. 5) robust, three-lobed, with the exterior lobe (an elongate process of the stipes) rather large, cultriform; the intermediate large and long, densely furnished at the apex with long setæ; the interior lobe moderate, obliquely excavated, and furnished with very long incurved setæ at the apex. Stipes large and robust.
- Mentum* (Pl. VII., C, fig. 6, j) suboblong, transverse, dilated at the base.
- Labium* (Pl. VII., C, fig. 6, k) rather large, quadrate, with broad lateral costæ. anterior margin produced into a sharp point in the middle, and furnished at the sides with articulated paraglossæ incurved and furnished with setæ at the apex.
- Lingua* (Pl. VII., C, fig. 6, l) very large and broad, extending beyond the palpi.
- Pronotum* small, almost circularly rounded in front, but elevated and faintly concave in the middle, posterior angles not produced.
- Scutellum* moderate, triangular.
- Elytra* entire, large and inflated, with the epipleural folds very broad.
- Wings* ample, long, widest at the base, the basal half strengthened with two strong costal nerves, one thin medial nerve, and a short angulated nerve at the base; the apical half with two diverging medial nerves proceeding from the costal nerves, and angulated at their base.
- Abdomen* composed of nine indistinct segments, of which the apical alone is corneous and deeply sulcate on the disc; the other segments are membranaceous.
- Prothorax* (Pl. VII., C, fig. 2, a) rather large, with the *prosternum* large, posteriorly emarginate, and widely divaricated, enclosing the greater part of the coxal cavities; *episterna* minute, and very indistinct; *epimera* small, distinct; coxal cavities rounded, and rather widely distant.
- Pectus* with the *mesosternum* (Pl. VII., C, fig. 2, d) short and broad; *episterna* deflexed and inconspicuous; *epimera* excessively large, extending round the whole outer side of the coxal cavities; coxal cavities rounded, and very widely distant.
- metasternum* (Pl. VII., C, fig. 2, g) transverse, very broad, extending to the sides of the body, posterior margin slightly rounded between the coxæ; *episterna* and *epimera* very narrow, coriaceous, almost rudimentary, entirely concealed by the elytra.
- Venter* composed of six segments, the first long and large, the rest much shorter, equal to each other in length, and the apical entire.
- Legs anterior* with the trochanters acutely conical; femora robust, simple; tibiae simple, slightly dilated at the apex; tarsi three-jointed, the two basal joints almost equal in size, deeply bifid; apical joint elongate and rather slender; claws moderate, dentate at the base beneath.
- intermediate* and *posterior* like the anterior.
- Coxæ* all rounded, and gradually becoming more remote.

The same reasons which induced me to separate *Phænocephalus* into a distinct subfamily prevail with still greater force in the case of the present genus; indeed, the shape of the palpi is the only character in which *Aphanocephalus* bears any

resemblance to the *Corylophidae*. Its antennæ are formed on an entirely different type, and their small solid club is not vertically doubled back upon the funiculus, as it is in all the *Corylophidae*. The maxillæ are three-lobed after the fashion of the *Trichopterygidae* with this small difference, that the outer lobe is not on the same level with the other two. The wings in shape and venuration resemble those of the *Silphidae*, but are wholly unlike the *Corylophidae*. The tarsi, examined in Canada balsam, present no vestige of the small penultimate joint universal among the *Corylophidae*, but are clearly three-jointed. And in the excessive development of the mesosternal epimera *Aphanocephalus* again resembles the *Trichopterygidae*.

The three-jointed tarsi and general superficial appearance of this genus reminds one of the *Coccinellide*, but the resemblance extends no farther, and can at the most but form an indication of its systematic position.

On these grounds I have determined to separate *Aphanocephalus* from the *Corylophidae*, and to place it next to the *Coccinellide*; to which the form of all its species and the colour of some among them bear a well-marked resemblance.

SPECIERUM TABULA SYNOPTICA.

Corpus hemisphericum.

Caput pronoto obtectum.

Superficies glabra	impunctatus.
„ punctata	hemisphericus.
Caput prominens	Wollastoni.

Corpus haud hemisphericum, capite plus minusve exserto.

Elytra ad humeros haud contracta.

Forma ovalis, sculpturâ profunda	4-maculatus.
„ ovata, sculpturâ levi	vitreus.
Elytra ad humeros contracta	dissimilis.

Aphanocephalus impunctatus.

A. impunctatus, Matthews, Ann. and Mag. Nat. Hist. 1887, p. 114.

L. c. 1 $\frac{2}{3}$, lin. 2.25 mm.—Omnino hemisphericus, impunctatus, nitidissimus, aterrimus, pronoto antice ferrugineo; *pronoto* parvo, perbrevis, antice levissime excavato, margine anteriori ferruginea, margine basali leviter rotundata, angulis obtusis; *elytris* permagnis, pronoto multo latioribus et fere triplo longioribus, ad media latissimis, superficie inæquali indistincte alutacea, lateribus late marginatis, apice latissimo; *pedibus* piceis, tarsis flavis; antennis sat brevibus, flavis, clavis obscurioribus.

Body perfectly hemispheric, impunctate, very shining, deep black, with the front of the thorax ferruginous.

Head slightly visible, black, and very shining, with the mouth ferruginous; eyes moderate, prominent; antennæ rather short, yellow, with the club dusky.

Thorax small and very short, slightly excavated in front, impunctate, and very shining, anterior margin ferruginous, basal margin slightly rounded, with the angles obtuse.

Scutellum moderate, triangular.

Elytra very large, much broader and nearly three times longer than the thorax, widest at the middle, uneven and indistinctly alutaceous on the surface, sides broadly margined, apex very broad.

Legs moderate, piceous, with the tarsi yellow.

Under parts black, metasternum deeply alutaceous.

Differs from A. hemisphericus in its much larger size and impunctate surface.

Habitat, South America. Found in Brazil.

A single specimen of this insect is in the collection of the British Museum.

Aphanocephalus hemisphericus.

A. hemisphericus, Wollaston, Ent. Mo. Mag. ix. p. 280, 1873.

L. c. $1-1\frac{1}{16}$ lin. = 2-2.12 mm.—Hemisphericus, nitidissimus, pronoto leviter, elytris profunde punctatis, niger, ænescens, pronoto antice rufescenti; *pronoto* sat parvo, margine anteriori mediâ rectâ, ad latera circulariter rotundatâ, minute et sat remote punctato, interstitiis glabris, nitidissimis, lateribus marginatis, haud reflexis, margine basali leviter sinuatâ, angulis acutis; *elytris* permagnis, pronoto multum latioribus, et fere triplo longioribus, ad media latissimis, profunde et confertim punctatis, interstitiis glabris, nitidis, lateribus latissime marginatis, apice integro; pedibus atque antennis flavis.

Body hemispheric, very shining, with the thorax moderately and the elytra very deeply punctured, brassy-black, with the front of the thorax rufescent.

Head large, rufescent; eyes moderate, prominent; mouth deflexed, rufescent; antennæ small, yellow.

Thorax rather small, anterior margin straight in the middle and circularly rounded at the sides, minutely and rather distantly punctured, with the interstices smooth and shining, sides margined, but not reflexed, basal margin slightly sinuated, with the angles acute.

Scutellum moderate, acutely triangular, minutely punctured.

Elytra very large, much broader and nearly three times longer than the thorax, widest at the middle, deeply and closely punctured, with the interstices smooth and shining, sides very broadly margined, apex entire, epipleural fold excessively broad, rufescent.

Legs moderate, yellow.

Under parts castaneous, first ventral segment very deeply punctured.

Differs from A. Wollastoni in its much larger size, black colour, and sculpture.

Habitat, Asia. Found in Japan by Mr. Lewis.

Aphanocephalus Wollastoni.

A. Wollastoni, Rye, Ent. Mo. Mag. x. p. 167, 1873.

L. c. $1\frac{2}{16}-1\frac{3}{16}$ lin. = 1.50-1.63 mm.—Hemisphericus, pilis brevissimis flavis sparsissime indutus, nitidissimus, elytris rugose punctatis, castaneus, ænescens, pronoto antice, atque capite flavescentibus; *capite* magno, sat longe exserto, flavescenti, fronte valde convexo, et distincte punctato; *pronoto* sat magno, modice sed confertissime punctato, interstitiis glabris, nitidis, margine anteriori ad median concavatâ, ad latera circulariter rotundatâ, et late marginatâ, margine basali fere rectâ, angulis acutis; *elytris* modicis, capite atque pronoto parum latioribus, et fere duplo longioribus, ante media latissimis, rugose punctatis, interstitiis nitidissimis, et minute et remote punctatis, lateribus latissime marginatis, margine reflexâ, apice integro; pedibus atque antennis lete flavis.

Body hemispheric, with very small scattered hairs, very shining, rugosely punctured on the elytra, castaneous and brassy, with the head and front of the thorax flavescent.

Head large, much exserted, yellow, very convex, and distinctly punctured on the forehead; eyes moderate, prominent; antennæ rather large, bright yellow.

Thorax rather large, moderately but very closely punctured, with the interstices smooth and shining, anterior margin faintly concave in the middle, circularly rounded at the sides and broadly margined, basal margin nearly straight, with the angles acute.

Scutellum acutely triangular and minutely punctured.

Elytra moderate, rather broader and nearly twice longer than the head and thorax, widest before the middle, rugosely punctured, with the interstices minutely and remotely punctured and very shining, sides very broadly margined, with the margin reflexed, apex entire.

Legs moderate, bright yellow.

Under parts castaneous, first ventral segment very deeply punctured, and the epipleural folds of the elytra rufescent and very broad.

Differs from *A. hemisphericus* in its much smaller size, prominent head, castaneous and very brassy colour, and in the sculpture of the whole body.

Habitat, Asia. Found in Japan by Mr. Lewis.

Aphanocephalus vitreus.

A. citreus, Matthews, Ann. and Mag. Nat. Hist. 1887, p. 114.

L. c. $\frac{1}{6}$ lin. = 1.37 mm.—Omnino ovatus, valde convexus, nitidissimus, pronoto minutissime, elytris profundius punctatus, nigrescens, macula magna, suffusa late rufa in disco elytri utriusque notatus; *capite* valde prominenti, rufescenti, minute punctato, interstitiis glabris, nitidis, epistomate valde dilatato; oculis parvis, valde prominentibus; *pronoto* magno, antice sat profunde excavato, minute et remote punctato, interstitiis glabris, nitidis, lateribus late marginatis, ovaliter rotundatis, margine basali sinuata, angulis acutis; *elytris* capite atque pronoto vix latioribus, duplo longioribus, ante media latissimis, remote et indistincte punctatis, interstitiis perglabris, nitidissimis, fere nigris, macula magna, suffusa, late rufa, in disco elytri utriusque notatis, lateribus late marginatis, apice ovato; pygidio parum exserto, rufescenti; pedibus atque antennis flavescens, clavis obscurioribus.

Body perfectly ovate, very convex, exceedingly shining, minutely punctured on the thorax, and more deeply on the elytra, almost black, with a large suffused bright red spot on the disc of each elytron.

Head very prominent, rufescent, minutely punctured, with the interstices smooth and shining, epistoma much dilated; eyes small and very prominent; antennae flavescens.

Thorax large, rather deeply excavated in front, minutely and remotely punctured, with the interstices smooth and very shining, sides ovally rounded, strongly margined and narrowly rufescent, basal margin sinuated, with the angles acute.

Scutellum large, triangular, impunctate and shining.

Elytra scarcely broader, but twice longer than the head and thorax, widest before middle, remotely and indistinctly punctured, with the interstices smooth and very shining, nearly black, with a large suffused bright red spot on the disc of each elytron, sides broadly margined, apex ovate.

Abdomen with the pygidium slightly exposed, rufescent.

Legs moderate, yellow.

Under parts rufo-testaceous.

Differs from all the other species in its perfectly ovate form, brightly polished surface, and in both colour and sculpture.

Habitat, Asia. Found in China by Mr. Bowring.

This very distinct species is represented by a single specimen in the collection of the British Museum. My remarks on the two following species apply in every

particular to this insect, whose anatomy I have examined with equal care. In the present species the head is more prominent than in *A. 4-maculatus*; but smaller and much less exposed than in *A. dissimilis*.

Aphanocephalus quadrimaculatus.

A. quadrimaculatus, Matthews, Ann. and Mag. Nat. Hist. 1887, p. 114.

L. c. $\frac{13}{16}$ lin. = 1.63 mm.—Obtuse ovalis, validissime convexus, nitidissimus, sat profunde punctatus, pilis flavis sparsissime vestitus, pronoto late rufescenti, elytris nigris, maculis quatuor magnis late rufis notatis: capite prominenti, rufo-piceo, profunde punctato, interstitiis glabris, nitidis; oculis parvis, valde prominentibus; pronoto modico, antice modice excavato, circulariter rotundato et reflexo, modice et sat remote punctato, interstitiis glabris, nitidis, late rufescenti, margine basali sinuata, angulis obtusis; elytris capite atque pronoto vix latioribus, plus quam duplo longioribus, prope media latissimis, confertim et profundissime punctatis, interstitiis glabris, nitidis, nigris, macula magna, transversa, oblonga, late rufa ante media, atque alia magna, rotundata, pone media utrisque notatis, lateribus late marginatis, apice valde obtuso; pedibus atque antennis sat gracilibus, late flavis, clavis obscurioribus.

Body obtusely oval, exceedingly convex, very shining, rather deeply punctured, very sparingly clothed with yellow hair, with the thorax brightly rufescent, and the elytra black, with four large bright red spots.

Head prominent, rufo-piceous, deeply punctured, with the interstices smooth and shining; eyes small, very prominent; antennae moderate, yellow, with the club dusky.

Thorax moderate, circularly rounded at the sides and moderately concave in front, anterior margin reflexed, moderately and rather remotely punctured, with the interstices smooth and shining, brightly rufescent, basal margin sinuated, with the angles obtuse.

Scutellum moderate, triangular, and punctured.

Elytra scarcely broader, more than twice longer than the head and thorax, widest near the middle, closely and very deeply punctured, with the interstices smooth and shining, black, with a large, oblong, transverse, bright red spot before the middle, and a large, rounded, bright red spot behind the middle of each elytron, sides broadly margined, apex very obtuse.

Legs rather slender, bright yellow.

Under parts pale castaneous, distinctly punctured throughout.

Differs from all others in its obtusely oval form, deep sculpture, and beautiful colour.

Habitat, Asia. Found in Penang by Mr. Bowring.

The shape and colour of this beautiful insect indicate the affinity between the present family and the *Coccinellidae*. In outward appearance it is so unlike the typical *Aphanocephali*, that I supposed it would belong to a distinct genus, but on dissection I found that the organs of the mouth were in every respect precisely similar to those of *A. hemisphericus*, and that it as perfectly resembled that species in every part of its external skeleton; the same excessive development of the *mesosternal epimera*, and the same rudimentary condition of the *metasternal episterna* and *epimera* existing in both species.

Aphanocephalus dissimilis.

A. dissimilis, Matthews, Ann. and Mag. Nat. Hist. 1857, p. 115.

L. c. $\frac{3}{16}$ lin. = 1.12 mm.—Subovatus, validissime convexus, nitidus, profunde punctatus, aeneo-piceus: *capite* prominenti, magno, lato, indistincte punctato, epistomate permagno, lateraliter vix dilatato, oculis magnis, prominentibus: *pronoto* sat brevi, transverso, antice excavato, angulis anterioribus obsolete, punctis umbilicatis sat confertim impresso, interstitiis glabris, nitidis, linea basali distincta, lateribus marginatis et leviter rotundatis, margine basali scutellum versus producta, angulis sat obtusis: *elytris* pronoto parum latioribus et plus quam duplo longioribus, ad media latissimis, profundissime et sat confertim punctatis, interstitiis glabris, nitidis, lateribus late marginatis, apice integro: pedibus longis, gracilibus, late flavis; antennis longis, flavescensibus, clavis obscurioribus.

Body subovate, exceedingly convex, shining, deeply punctured, aeneo-piceous.

Head prominent, large and broad, indistinctly punctured, with the epistoma very large, and much dilated at the sides; eyes large and prominent; antennae rather long, flavescens.

Thorax rather short, transverse, excavated in front, with the anterior angles obsolete, rather closely marked with umbilicated punctures, with the interstices smooth and shining, basal line distinct, sides margined and slightly rounded, basal margin produced towards the scutellum, with the angles rather obtuse.

Scutellum moderate, triangular, and punctured.

Elytra rather broader and more than twice longer than the thorax, widest at the middle, very deeply and rather closely punctured, with the interstices smooth and shining, sides broadly margined, apex entire.

Legs very long and slender, bright yellow.

Under parts castaneous, with the prothorax and mesosternum paler, epipleural folds very broad and yellow, metasternum deeply and remotely punctured.

Differs from all the other species in the prominence of the head, size, form, and sculpture of the body.

Habitat, Asia. Found in China by Mr. Bowring.

Of this remarkable insect there are many specimens in the collection of the British Museum. In outward appearance it is wholly unlike *Aphanocephalus*; but I was led to suspect that it might belong to that genus by the similarity of the proportions of its antennae, and therefore minutely examined the anatomy of the external skeleton of its under side, and dissected the organs of the mouth. In all these particulars the resemblance is so perfect that the diagrams of the anatomy of *A. hemisphericus* fully represent the corresponding parts of the present species. The most characteristic of these are the great size and lateral dilatation of the epistoma; the great development of the lingua; the round anterior coxal cavities; and the prodigious enlargement of the mesosternal epimera.

FAM. PHÆNOCEPHALIDÆ.

CHARACTERES DIAGNOSTICI.

- Antennæ* undecim-articulatæ, articulis duobus basalibus magnis, incrassatis; 3-8 gracilibus; tribus ultimis clavam elongatam formantibus, apicali longo.
- Palpi maxillares* elongati, 4-articulati, articulis tribus ultimis subæqualibus.
- Palpi labiales* sat elongati, triarticulati, articulo apicali obtuse conico.
- Maxillæ* bilobatæ, lobis brevibus.
- Pronotum* breve, angulis posterioribus productis.
- Elytra* integra.
- Tarsi* omnes 4-articulati, articulis tribus basalibus pariter magnis, bilobatis.
- Coxæ* posteriores fere contingentes, trochantinis ad bases instructæ.

Genus hoc *Phænocephalus* a *Corylophidis* genuinis, partibus omnibus aedeo diversum est, quod nullo modo cum iis associari possit. Re vera ad *Silphidas* magis approximatur, et permultum dubito, an non ad eas rectius pertineat; certe cum illis affinitatem maximam exhibet. Qua de causâ hoc genus familiam distinctam formare censeo, quæ *Corylophidas* *Silphidis* conjungere valebit.

PHÆNOCEPHALUS. PL. VII., B.

Phænocephalus, Wollaston, Ent. Mo. Mag. vol. x. p. 167, 1873.

- Corpus* ovatum, fere hemisphericum.
- Caput* magnum, latum, sessile, deflexum; parte gulari convexâ; oculis magnis; antennis prope oculos insertis.
- Antennæ* (Pl. VII., B, fig. 7) 11-articulatæ; 1 magno, incrassato, sat pyriformi, haud recurvato; 2 ovato, primo dimidio minori; 3 gracili, secundo breviori; 4 tertio minori; 5 quarto parum majori; 6 quinto et breviori et crassiori; 7 sexto longiori et crassiori; 8 transverso, septimo crassiori; 9-11 valde incrassatis, clavam elongatam, lanceolatam, formantibus, articulo apicali conico, duobus precedentibus longitudine æquali.
- Palpi maxillares* (Pl. VII., B, fig. 5, w) permagni, elongati, 4-articulati; 1 parvo, subtriangulari; 2 longo, pyriformi, leviter recurvato; 3 secundo breviori, et parum tenuiori, ovato, ad apicem truncato; 4 tertio duplo longiori, pariter crasso, apice obtuso.
- Palpi labiales* (Pl. VII., B, fig. 6, m) sat elongati, tri-articulati; 1 parvo; 2 sat magno, ad apicem latissimo; 3 secundo longiori, pariter crasso, obtuse conico, parum incurvato.
- Labrum* breve, transversum.
- Mandibule* non examinatæ.
- Maxillæ* (Pl. VII., B, fig. 5) modicæ, bilobatæ, lobo exteriori sat brevi, lato, apice fere recto, sinuate ciliato; lobo interiori gracili, sat parvo, ad apicem setis brevibus instructo. Stipes sat magnus.
- Mentum* (Pl. VII., B, fig. 6, j) sat magnum, subquadratum, ante basim dilatatum.
- Labium* ((Pl. VII., B, fig. 6, k) sat magnum, subquadratum, antice latissimum, paraglossis magnis, setosis, instructum.
- Lingua* (Pl. VII., B, fig. 6, l) permagna, antice dilatata, margine anteriori media profunde emarginatâ.
- Pronotum* breve, latum, margine anteriori sat profunde excisâ, posteriori sinuata, angulis acutis, parum productis.
- Scutellum* parvum, triangulare.

Elytra magna, integra.

Alæ non examinatæ.

Abdomen non examinatum.

Prothorax (Pl. VII., B, fig. 2, a) *prosterno* sat magno, inter coxas elevato et postice acuminato; *episternis* latis, angustis; *epimeris* parvis, receptacula coarum partim cingentibus; receptaculis coarum magnis, partim apertis, haud contingentibus.

Pectus mesosterno (Pl. VII., B, fig. 2, d) brevi, antice profunde excavato; *episternis* modicis, trigonalibus; *epimeris* modicis, humeralibus, ad receptacula coarum vix extensis; receptaculis coarum magnis, pyriformibus, sat late distantibus.

metasterno (Pl. VII., B, fig. 2, g) sat brevi, ad latera corporis non extenso, postice inter coxas emarginato; *episternis* magnis, elongatis, metasterno longioribus; *epimeris* angustis, sub clytris occultis.

Venter segmentis quinque compositus, primo majori, sæteris seipsis paribus, apicali integro.

Pedes antice femoribus atque tibiis simplicibus, sat longis, his modice setosis; tarsis robustis, 1-articulatis, articulis tribus basalibus paribus, longe bilobatis et modice setosis; apicali graciliori, tertio vix longiori, ad apicem subtus incrassato; unguibus robustis, ad bases incrassatis et obtuse denticulatis.

intermediis atque *posticis* anticis similes, sed horum articulo apicali breviori.

Coxæ anteriores sat magnæ, ovatæ, non prominentes, fere contingentes.

intermediæ magnæ, pyriformes, sat late distantes.

posteriores permagnæ, ovales, ad episterna extensæ, fere contingentes, et trochantinis ad modum Cholevinorum instructæ.

Body ovate, almost hemispheric.

Head sessile, large and broad, deflexed; gular portion convex; eyes large; antennæ inserted near the eyes.

Antennæ (Pl. VII., B, fig. 7) eleven-jointed; 1 large, incrassate, subpyriform, not recurved; 2 ovate, one-half smaller than the first; 3 slender, shorter than the second; 4 smaller than the third; 5 rather larger than the fourth; 6 shorter and broader than the fifth; 7 longer and broader than the sixth; 8 transverse, broader than the seventh; 9-11 much incrassated, forming an elongate lanceolate club, apical joint conical, as long as the two preceding joints united; fifth and seventh joints furnished on the inner side with a short seta.

Maxillary palpi (Pl. VII., B, fig. 5, w) very large and long, four-jointed; 1 small, subtriangular; 2 long, pyriform, slightly recurved; 3 shorter and more slender than the second, ovate, truncate at the apex; 4 as broad as the third, but twice longer, obtuse at the apex.

Labial palpi (Pl. VII., B, fig. 6, m) rather long, three-jointed; 1 small; 2 rather large, broadest anteriorly; 3 longer than the second, equally broad, obtusely conical, slightly incurved.

Labrum short, transverse.

Mandibles not examined.

Mandible (Pl. VII., B, fig. 5) moderate, bilobed, outer lobe rather short and very broad, apex nearly straight, fringed with sinuated hair; interior lobe rather small and slender, furnished at the apex with short setæ. Stipes rather large.

Mentum (Pl. VII., B, fig. 6, j) rather large, subquadrate, dilated before the base.

Labium (Pl. VII., B, fig. 6, k) rather large, subquadrate, broadest anteriorly, furnished with large broad setose paraglossæ.

Lingua (Pl. VII., B, fig. 6, l) very large, dilated anteriorly, with the anterior margin deeply emarginate in the middle, and rounded towards the sides.

Pronotum short and broad, with the anterior margin rather deeply excised, posterior margin sinuated, with the angles acute and slightly produced.

Scutellum small, triangular.

Elytra large, entire.

Wings and *abdomen* not examined.

Prothorax (Pl. VII., B, fig. 2, a) with the *prosternum* rather large, elevated between the coxæ, and acuminate posteriorly; *episterna* narrow, transversely elongate; *epimera* small, partly enclosing the coxal cavities; coxal cavities large, partly open behind, not contingent.

Pectus with the *mesosternum* (Pl. VII., B, fig. 2, d) short, deeply excavated in front; *episterna* moderate, trigonal; *epimera* moderate, humeral, scarcely extending to the coxal cavities; coxal cavities large, pyriform, rather widely distant.

metasternum (Pl. VII., B, fig. 2, g) rather short, not reaching to the sides of the body, with the posterior margin emarginate between the coxæ; *episterna* very long and large, extending beyond the metasternum; *epimera* narrow, concealed by the elytra.

Venter composed of five segments, of which the first is the longest, the rest equal to each other, and the apical entire.

Legs anterior with the femora and tibiæ simple, rather long, tibiæ moderately setose; tarsi robust, four-jointed, with the three basal joints of equal size, setose, and deeply bilobed; apical joint more slender, scarcely longer than the third, incrassate on the under side near the apex; claws robust, incrassate, and obtusely denticulate at the base.

intermediate and *posterior* like the anterior, but with the apical joint of the latter much shorter.

Coxæ anterior rather large, ovate, almost contingent, not prominent.

intermediate large, pyriform, rather widely distant.

posterior very large, oval, extending to the episterna, almost contingent, and furnished with trochantins like the *Cholerina*.

The genus *Phænocephalus* was formed by Mr. Wollaston for the reception of a singular insect found in Japan by Mr. Lewis; singular in every sense of the word, since only one specimen has hitherto occurred. Although he placed *Phænocephalus* among the *Corylophidæ*, Mr. Wollaston seems to have had much doubt as to whether it really belonged to that family. It bears, indeed, a striking resemblance to them in its outward appearance, but throughout its whole anatomy there is no character which truly agrees with the normal type of the *Corylophidæ*, while many are totally diverse. For the same reasons it is equally impossible to associate this genus with *Aphanocephalus*; and therefore to separate *Phænocephalus* into a distinct family appears to be the only course to pursue without violating the fundamental rules of division.

Although I was fortunate enough to succeed in dissecting, without injury to the appearance of the specimen, the greater part of the organs of its mouth, yet, as this example is the only existing exponent of the genus, I did not attempt to interfere with the labrum or mandibles; the former is described from merely superficial examination, and the latter altogether omitted.

Phænocephalus castaneus.

P. castaneus, Wollaston, Ent. Mo. Mag. x. p. 168, 1873.

L. c. $\frac{1}{8}$ lin. = 1.50 mm.—Subhemisphericus, postice acuminatus, glaber, nitidissimus, castaneus; *capite* magno, lato, minute et remote punctato; *oculis* magnis, rhombiformibus, haud prominentibus; *pronoto* parvo, perbrevis, lato, ad basin latissimo, minute et remote punctato, interstitiis glabris, nitidis, angulis anterioribus obtusis, lateribus marginatis, et valde rotundatis, margine basali scutellum versus valde producta, angulis sat acutis; *elytris* capite atque pronoto parum latioribus, fere duplo longioribus, prope humeros latissimis, indistincte

punctato-striatis, interstitiis glabris, nitidis, lateribus rotundatis, et late marginatis, apice sat acuto; pedibus atque antennis late flavis.

Body subhemispheric, acuminate posteriorly, smooth and very shining, castaneous.
Head large and broad, minutely and remotely punctured: eyes large, rhombiform, not prominent; antennæ bright yellow.

Thorax small, very short and broad, widest at the base, minutely and remotely punctured, with the interstices smooth and shining, anterior angles obtuse, sides margined and much rounded, basal margin much produced towards the scutellum, with the angles rather acute.

Scutellum small, triangular.

Elytra rather acuminate posteriorly, rather broader, and nearly twice longer than the head and thorax, widest near the shoulders, indistinctly punctate-striate, with the interstices smooth and shining, sides rounded and broadly margined, apex rather acute.

Legs moderate, bright yellow.

Under parts pale castaneous.

Habitat, Asia. Found in Japan by Mr. Lewis.

SPHÆRIDÆ.

The *Sphæriidæ* form a small and somewhat isolated family exhibiting no special affinity to any other group except the *Sphæridiidae*, and to them only in outward appearance and in the subsolid capitulum of their antennæ. Its true systematic position has therefore been a fertile cause of perplexity; but since their elongate and free, or prominent anterior coxæ, together with the characters above mentioned, bear a strong resemblance to the corresponding parts of *Cereyon*, it would seem most natural to place this family next in succession to the *Sphæridiidae*; to which family also the life habits of *Sphærius*, as far as they are known, appear to be very similar. *S. acaroides*, the best known and the most common species of the genus, has always been found at the roots of herbage, or in moss in boggy places.

Although the species of *Sphærius* are not often seen in collections, I believe that in nature they are by no means rare. I have received them from Europe, from many parts of North America, from Central America, Asia, and Northern Africa, as well as from three localities in this country. Thus they seem to be distributed throughout the regions north of the Equator in both hemispheres; but, as far as I know, they have not hitherto occurred on its southern side.

From other families the *Sphæriidæ* may be distinguished by their comparatively large and prominent head, their peculiarly formed antennæ, the enormous lamination of their posterior coxæ, and the unequal length of their ventral segments.

SPHÆRIUS. PL. VIII.

Sphærius, Waltl. Isis, 1838, iv. p. 272.

Microsporus, Kolenati, Melet. Ent. v. p. 64, 1846.

Corpus validissime convexum, sæpe hemisphericum.

Caput magnum, sessile, ore producto, parte gulari convexâ, oculis magnis, antennis prope oculos insertis.

Antennæ (Pl. VIII., fig. 7) sat breves, 11-articulatæ; 1 permagno, tumide incrassato; 2 magno, incrassato, primo multum minori; 3 prælongo, gracillimo; 4, 5, 6 parum incrassatis, sibiipsis fere paribus; 7 sexto multum minori; 8 septimo simili; 9-11 valde et abrupte incrassatis, capitulum subsolidum formantibus, arcute conjunctis; 10 adjacentibus breviori; 11 conico; tribus ultimis setis longis instructis.

Palpi maxillares (Pl. VIII., fig. 5, r) elongati, 4 articulati; 1 parvo; 2 prælongo, gracillimo, apicem versus leviter incrassato; 3 magno, valde incrassato, ovato ad apicem truncato; 4 parvo, gracili, ad medium contracto, ad basim atque apicem dilatato, apice ipso recte truncato.

Palpi labiales (Pl. VIII., fig. 6, m) cylindrici, parvi atque graciles, triarticulati; 1 longo, cylindrico; 2 minuto, brevi; 3 brevi, secundo simili, ad apicem truncato.

Labrum (Pl. VIII., fig. 3) suboblongum, antice leviter rotundatum, *epistoma* magnum, suboblongum.

Mandibule (Pl. VIII., fig. 4) bipartite, dimidio apicali in hamâ duplici, validâ, rotunde incurvatâ formato; dimidio basali abrupte incrassato, atque intus appendice parvo, serrato, instructo.

Maxille (Pl. VIII., fig. 5) debiles, bilobatæ, lobo exteriori tenui, deplanato, ad apicem acuminato atque setis nonnullis instructo; lobo interiori gracili, exteriori fere pariter longo, atque ad apicem dentibus nonnullis setiformibus armato. *Stipes* validus.

- Mentum* (Pl. VIII., fig. 6, j) permagnum, suboblongum, ad basim latissimum, costis latis, lateralibus, firmatum, angulis omnibus rotundatis.
- Labium* (Pl. VIII., fig. 6, k) breve, transverse oblongum, costis latis, lateralibus, firmatum.
- Lingua* (Pl. VIII., fig. 6, l) sat magna, flabelliformis, margine anteriori ciliata, palpis labialibus pariter longa
- Pronotum* breve, transversum, ad basim latissimum.
- Scutellum* elongatum, triangulare.
- Elytra* integra.
- Alæ* Pl. VIII., fig. 9) amplissimæ, haud pedunculatæ, nervis validis firmatæ, nervo primario inferiori ad medianam alam fortiter incurvato et dehinc late dilatato; margine inferiori pilis setiformibus ciliata.
- Abdomen* segmentis septem compositum, sex basalibus coriaceis, fere paribus; septimo precedenti longiori, subcorneo. In *S. acaroidæ*, et fortasse in aliis, abdomen depressionem profundam, late conicam, exhibet e segmento quarto exortam, usque ad marginem extremam septimi extensam.
- Prothoracæ* (Pl. VIII., fig. 2, a) brevissimæ: *prosternum* carinato, carina postice dilatata; *episternis* conspicuis, trigonalibus; *epimeris* parvis, receptacula coarum partim cingentibus; receptaculis coarum magnis, postice partim apertis.
- Pectus mesosterno* (Pl. VIII., fig. 2, d) perbrevis; *episternis* longis, angustis; *epimeris* parvis, angustis, ad coarum receptacula extensis; receptaculis coarum magnis, elongato-ovalibus, ad extremum anteriorem abrupte emarginatis, inter se late distantes.
- metasterno* (Pl. VIII., fig. 2, g) permagno, ad latera corporis fere extenso, margine posteriori utrinque excavata; *episternis* parvis, angustis, ad coas non extensis; *epimeris* longis, angustis, ad coas extensis.
- Venter* segmentis quinque compositus, 1 magno, longo; 2 et 3 perbrevibus; 4 et 5 magnis, prælongis; apicali integro.
- Pedes antici* (Pl. VIII., fig. 8) trochanteribus perbrevibus; femoribus valde robustis, subtus late concavatis, marginibus ad medias acute angulatis; tibiis late dilatatis, prope medias latissimis, margine anteriori apicem versus profunde excisa atque ad angulum anteriorem excisionis spinis brevibus armata; tarsis robustis, simplicibus, triarticulatis, 1 longo, cylindrico, quasi articulis duobus composita; 2 primo multum minori; 3 elongato, unguibus modicis, simplicibus.
- intermedii* anticis fere similibus, sed femoribus magis breviter concavatis, atque tibiis simplicibus et minus dilatatis, intus ad apices calcare brevi armatis.
- postici* precedentibus multum minores, trochanteribus permagnis, fusiformibus; femoribus simplicibus; tibiis simplicibus, setosis, margine interiori dentata, atque ad apices calcaribus nonnullis brevibus armatis.
- Coxæ anteriores* longæ, angustæ, prominentes, per carinam divisæ.
- intermedia* parva, ovals, longe distantes.
- posteriores* permagnæ, longissimæ, prominentes, usque ad segmentum quartum ventralem extensæ, contingentes, ad corporis latera extensæ, atque ad marginem anteriorem leviter laminatæ.
- Body* exceedingly convex, sometimes hemispheric.
- Head* large, sessile, with the mouth produced and gular portion convex; eyes large; antennæ inserted near the eyes
- Antennæ* (Pl. VIII., fig. 7) rather short, 11-jointed, 1 very large, turgidly incrassate; 2 large and incrassate, smaller than the first; 3 very long and very slender; 4, 5, 6 slightly incrassated, equal in size; 7 much smaller than the sixth; 8 like the seventh; 9-11 abruptly and very strongly incrassated, closely joined together and forming a subsolid club furnished with long setæ, of which the intermediate joint is the shortest and the apical obtusely conic.
- Marillary palpi* (Pl. VIII., fig. 5, r) elongate, 4-jointed; 1 small; 2 very long and

very slender, slightly incrassated towards the apex; 3 large and much incrassated, ovate with the apex truncate; 4 small and slender, contracted in the middle and dilated at the extremities, with the apex straightly truncate.

Labial palpi (Pl. VIII., fig. 6, m) subcylindric, small and slender, three-jointed; 1 long, cylindric; 2 very small and short; 3 short, like the second, truncate at the apex.

Labrum (Pl. VIII., fig. 3) suboblong, slightly rounded in front; *epistoma* large, suboblong.

Mandibles (Pl. VIII., fig. 4) bipartite with the apical half forming a strong roundly incurved double hook, and the basal half abruptly incrassated, and furnished on the inner side with a small rounded appendage, serrate on the outer edge.

Maxille (Pl. VIII., fig. 5) feeble, bilobed; outer lobe slender and flat, acuminate towards the apex, and sparingly furnished with setæ; inner lobe slender, nearly as long as the outer lobe, and armed at the apex with setiform teeth. Stipes robust.

Mentum (Pl. VIII., fig. 6, j) very large, suboblong, widest at the base, strengthened with broad lateral costæ, with all its angles rounded.

Labium (Pl. VIII., fig. 6, k) short, transversely oblong, strengthened with broad lateral costæ.

Lingua (Pl. VIII., fig. 6, l) rather large, as long as the labial palpi, fan-shaped, with the anterior margin ciliated.

Pronotum short, transverse, widest at the base.

Scutellum generally large, triangular.

Elytra entire.

Wings (Pl. VIII., fig. 9) very large, not pedunculated, with strong neuration, the lower primary nerve strongly incurved near the middle of the wing and from thence broadly dilated; the lower margin of the wings fringed with setiform hairs.

Abdomen composed of seven segments, of which the six basal are coriaceous, nearly equal in length, and the seventh subcorneous and longer than the sixth. In *S. acuroides*, and perhaps in others, there is a deep and broad conical depression on the abdomen, beginning on the fourth segment, gradually increasing in width, and extending to the sides of the seventh.

Prothorac (Pl. VIII., fig. 2, a) short, with the *prosternum* carinated, with the carina dilated posteriorly; *episterna* conspicuous, trigonal; *epimera* small, partly inclosing the coxal cavities; coxal cavities large, partly open behind.

Mesosternum (Pl. VIII., fig. 2, d) very short; *episterna* long and narrow; *epimera* small and narrow, extending to the coxal cavities; coxal cavities large, elongate-oval, abruptly emarginate at the outer extremity, widely distant from each other.

Metasternum (Pl. VIII., fig. 2, g) very large, extending nearly to the sides of the body, with its posterior margin excavated on each side; *episterna* small and narrow, not reaching the coxæ; *epimera* long and narrow, extending to the coxæ.

Venter composed of five segments; 1 large and long; 2 and 3 very short; 4 and 5 large and very long, apical entire.

Legs anterior (Pl. VIII., fig. 8) with the trochanters very short; femora very robust, widely grooved on the under side with the edges of the groove acutely angulated near the middle; tibiæ broadly dilated, widest near the middle, with their outer margin deeply excised near the apex and armed with short spines on the upper angle of the excision; tarsi robust, three-jointed; 1 long, subcylindric, apparently composed of two amalgamated joints; 2 much smaller than the first; 3 elongate; claws moderate, simple.

Intermediate nearly similar to the anterior, but with the femoral groove shorter, and the tibiæ simple and less dilated, and armed on the inner side at the apex with a short spur.

posterior much smaller than the foregoing, with the trochanters very large, fusiform; femora simple; tibiæ setose, with their inner margin dentate and armed at the apex with short spurs.

Coxæ anterior long, narrow, and prominent, separated by the carina *intermediatæ* small, oval, and widely distant.

posterior very large and very long, prominent, extending to the fourth ventral segment, contingent, reaching to the sides of the body, and slightly laminated on their outer margin.

The species at present known may be distinguished from each other by the following characters, *viz.*:—

Corpus suborbiculatum.

Staturâ majori, scutello permagno scutellaris.

„ minori, scutello modico.

Antennarum capitulo ovato, subsolido Acaroides.

„ „ articulis singulis abrupte diminutis Texanus.

Corpus ovale aut ovatum.

Staturâ majori, elytrorum apicibus leviter punctatis politus.

„ minutâ, superficie impunctata.

Antennarum capitulo suborbiculari tropicus.

„ „ ovato Hispanicus.

Sphærius scutellaris.

(*Orthoperus*) *scutellaris*, Le Conte, Proc. Amer. Phil. Soc. xvii. p. 599, 1878.

L. c. $\frac{6}{16}$ lin. = 0.75 mm.—Rotunde ovatus, validissime convexus, glaberrimus, nitidissimus, aterrimus, fere impunctatus; *capite* magno, lato; oculis magnis, sat prominentibus; *pronoto* modico, ad basim latissimo, margine basali recta, angulis sat acutis; *elytris* magnis, capite atque pronoto longioribus atque latioribus, prope media latissimis, impunctatis, lateribus marginatis, apice acuto; pedibus robustis, piceis; antennis gracilibus, flavescens, clava elongato-ovali.

Body ovally rounded, exceedingly convex, very smooth and very shining, almost impunctate, deep black.

Head large and broad; eyes large and rather prominent; antennæ slender, flavescens, club elongate-oval.

Thorax moderate, widest at the base, basal margin straight, with the angles rather acute.

Scutellum very large, triangular, acuminate.

Elytra large, longer and broader than the head and thorax, widest near the middle, impunctate, sides margined, apex acute.

Legs robust, piceous.

Under parts pitchy testaceous.

Differs from all the other species in its comparatively large size.

Habitat, North America. Found in the United States.

Sphærius Acaroides.

S. acaroides, Waltl., Isis, 1838, iv. p. 272.

Microspor *obsidianus*, Kolenati, Melet. Ent. v. p. 64, 1846.

L. c. $\frac{6}{16}$ lin. = 0.75 mm.—Rotunde ovatus, fere hemisphericus, nitidissimus, per totum indistinctissime alutaceus, aterrimus; *capite* permagno, antice producto; oculis magnis, haud prominentibus; *pronoto* parvo, capite latiori, haud longiori, ad

basim latissimo, lateribus leviter rotundatis et leviter marginatis, margine basali recta, angulis fere rectis; *elytris* capite atque pronoto longioribus et multum latioribus, prope media latissimis, validissime convexis, lateribus ovate rotundatis, leviter marginatis, apice sat acuminato; pedibus nigro-piceis; antennis flavis, clavis obscuratis, ovatis.

Body roundly ovate, almost hemispheric, very shining, indistinctly alutaceous throughout, deep black.

Head very large, produced in front; eyes large, not prominent; antennæ yellow, with the club dusky and ovate; palpi piceous.

Thorax small, broader but not longer than the head, widest at the base, sides faintly rounded and slightly margined, basal margin straight, with the angles nearly right angles.

Scutellum small, triangular, much acuminated.

Elytra longer and much broader than the head and thorax, widest near the middle, exceedingly convex, sides ovately rounded, slightly margined, apex rather acuminated.

Legs robust, pitchy black.

Under parts piceous, indistinctly alutaceous.

Differs from *S. scutellaris* in its smaller size, much smaller scutellum, and alutaceous surface; from others in its larger size, subhemispheric form, alutaceous surface, yellow antennæ, with the club dusky, ovate, and distinctly jointed.

Habitat, Europe. The first example taken in England was found by myself in a spider's web at Weston-on-the-Green, Oxfordshire, in 1845; it was subsequently taken by my brother, Rev. H. S. R. Matthews, near Gumley, Leicestershire, in moss; and also by Mr. G. R. Crotch, rather plentifully, in Wicken Fen, Cambridgeshire.

Sphærius Texanus, sp. n.

L. c. $\frac{4}{16}$ lin. = 0.50 mm. — Subhemisphericus, glaberrimus, nitidissimus, impunctatus, aterrimus, capite atque pronoto longis, *elytris* brevibus; *capite* magno, prominenti; oculis modicis, haud prominentibus; *pronoto* sat longo, ad basim latissimo, lateribus leviter marginatis, fere rectis, margine basali recto, angulis obtusis; *elytris* brevibus, capite atque pronoto latioribus et parum longioribus, prope media latissimis, lateribus marginatis et valde rotundatis, apice acuminato; pedibus robustis, piceis; antennis perbrevibus, piceis, clava brevi articulis singulis abrupte diminutis.

Body subhemispheric, very smooth and very shining, impunctate, with the head and thorax rather long, and the *elytra* short.

Head large and prominent; eyes moderate, not prominent; antennæ very short, piceous, the club short, with each joint abruptly smaller than the preceding.

Thorax rather long, widest at the base, sides slightly margined and nearly straight, basal margin straight, with the angles obtuse.

Scutellum very minute, triangular.

Elytra short, broader and rather longer than the head and thorax, widest near the middle, sides margined and much rounded, apex acuminate.

Legs robust, piceous.

Under parts black.

Differs from other species in its subhemispheric form, small size, short *elytra*, and especially in the peculiarly formed club of its antennæ.

Habitat, North America. Found in Texas by Lieut. T. L. Casey, U.S.E.

Sphærius politus, sp. n.

L. c. $\frac{4}{10}$ lin. = 0.75 mm.—Late ovalis, valde convexus, nitidissimus, glaberrimus, obscure castaneus; *capite* magno, antice producto; oculis magnis, hand prominentibus; *pronoto* modico, capite hand longiori, parum latiori, ad basin latissimo, lateribus fere rectis, leviter marginatis, margine basali recta, angulis sat obtusis; *elytris* capite atque pronoto latioribus et plus quam sesqui longioribus, ante media latissimis, punctis remotis indistincte apices versus impressis, lateribus ovaliter rotundatis, leviter marginatis, apice obtuso; pedibus modicis, rufo-ferrugineis; antennis brevibus, flavescens, clavis anguste ovatis; palpis flavis.

Body broadly oval, very convex, very smooth and very shining, dark castaneous. *Head* large, produced in front; eyes large, not prominent; antennæ short, flavescens, with the club ovate and narrow; palpi yellow.

Thorax moderate, rather broader but not longer than the head, widest at the base, sides nearly straight, slightly margined, basal margin straight, with the angles obtuse.

Scutellum very small, triangular, acuminate.

Elytra broader and more than one-half longer than the head and thorax, widest before the middle, marked with remote indistinct punctures especially towards the apex, sides ovally rounded and slightly margined, apex obtuse.

Legs moderate, rufo-ferruginous.

Under parts ferruginous, smooth and shining.

Differs from *S. acaroides* in its much narrower form, smooth surface, pale under side, and dark castaneous colour.

Habitat, North America. Found in California by Dr. Horn.

Sphærius Hispanicus, sp. n.

L. c. $\frac{5}{10}$ lin. = 0.63 mm.—Late ovatus, validissime convexus, glaberrimus, nitidissimus, impunctatus, ater; *capite* magno, lato; oculis magnis, sat prominentibus; *pronoto* modico, capite latiori, ad basin latissimo, lateribus leviter rotundatis, margine basali sinuata, angulis acutissimis; *elytris* modicis, ovatis, capite atque pronoto multum latioribus, duplo longioribus, ad media latissimis, indistincte alutaceis, lateribus marginatis et rotundatis, apice obtuso; pedibus robustis, rufo-piceis; antennis rufo-testaceis, clavâ ovatâ.

Body broadly ovate, exceedingly convex, very smooth and very shining, impunctate, black.

Head large and broad; eyes large, rather prominent; antennæ rufo-testaceous, with the club ovate.

Thorax moderate, broader than the head, widest at the base, sides faintly rounded, basal margin slightly sinuated, with the angles very acute.

Scutellum moderate, elongate, triangular and acuminate.

Elytra moderate, ovate, much broader and twice longer than the head and thorax, widest at the middle, indistinctly alutaceous, sides margined and rounded, apex obtuse.

Legs robust, rufo-piceous.

Under parts pitchy-black.

Differs from *S. acaroides* in its ovate form, much smaller size, and from the succeeding species in its larger size and long elytra.

Habitat, Europe. Found in Spain by Mr. Crotch and Dr. Sharp.

Sphærius tropicus.

S. tropicus, Matthews, Biol. Cent.-Amer. Col. ii. pt. i. p. 157, 1888.

L. e. $\frac{5}{16}$ lin. = 0.63 mm.—Ovatus, validissime convexus, nitidissimus, totus impunctatus, glaberrimus, aterrimus; capite magno, antice producto; oculis magnis, haud prominentibus; pronoto parvo, brevi, ad basim latissimo, lateribus fere rectis, margine basali fere rectâ, angulis vix acutis; elytris capite atque pronoto latioribus et longioribus, prope media latissimis, lateribus late marginatis, modice rotundatis, apice ovato; pedibus atque antennis flavis, harum capitulo orbiculari.

Body ovate, exceedingly convex, very shining, impunctate throughout, very smooth, deep black.

Head large, produced in front; eyes large, not prominent; antennæ moderate, yellow, with the club round.

Thorax small and short, widest at the base, sides nearly straight, basal margin nearly straight, with the angles subrectangular.

Scutellum moderate, triangular.

Elytra broader and longer than the head and thorax, widest near the middle, sides broadly margined and moderately rounded, apex ovate.

Legs moderate, yellow.

Under parts wholly piceous.

Differs from *S. Hispanicus* in its more ovate form, much larger head and smaller thorax, yellow legs, and rounded club of its antennæ; and from others in its small size, ovate form, yellow legs, and rounded club of its antennæ.

Habitat, Central America. Found in Guatemala, near the city, by Mr. Champion.

[Mr. Matthews' own collection, now in my Museum, contains his types of all the foregoing species of *Sphæriidae*, except *S. texanus* (in the collection of Lieut. T. L. Casey) and *S. tropicus* (in the collection of Messrs. Godman and Salvin).—ED.]

ERRATA.

PAGE

- 5, line 6, for Schwartz read Schwarz.
 7, .. 13, for p. 490 read p. 198.
 11, .. 13, for p. 399 read p. 599.
 11, for **Dermestis** read **Dermestes**.
 17, .. 24, for Schwartz read Schwarz.
 26, after Californicum, last line, col. 2. insert
 [ochraceum, sp. n.].
 27, lines 7 and 8, col. 1, for Schwartz read Schwarz.
 .. line 2, col. 1, for As. read Af.
 41, col. 1, for Reyelerii read Revelierei.
 18, col. 1, after E. add Am. c.
 28, col. 2, for Championis read Championi.
 44, col. 2, for Crotch read (Crotch MS.) Broun.
 35, .. 2, for p. 399 read p. 599.
 46, .. 26, for tab. 15 read tab. iii. figs. 15 a, b.
 56, .. 37, for *S. ocellatum* read *S. ocellatum*.
 60, .. 22, to *S. atrum*, add reference, Matthews,
 Biol. Cent. Amer. Col. ii. pt. i. p. 112, 1887.
 82, .. 11, for alutaceus read alutaceis.
 139, .. 18, for *C. Cassidoides* read (*Dermestes*) *Cas-*
 sidoidea.
 190, .. 23, for **cribatus** read **cribratus**.
 Plate II. C. for fig. 4 read fig. 3; for fig. 3 read fig. 4.

The following are erroneously given as new species, whereas preliminary diagnoses were published in a paper, by the author, on West Indian *Corylophidae* and *Trichopterygidae*, Ann. & Mag. Nat. Hist., Ser. 6, vol. xiii. p. 334. 1894:—

- Sacium instabile* (p. 55).
Arthrolips innotabilis (p. 98).
 ——— *nitidus* (p. 99).
Sericoderus minutus (p. 123).
Corylophus pusillus (p. 154).
Rhyphobius dissimilis (p. 180).

The following authors have been omitted under the "Literature," but their respective genera and species will be found included in the systematic part of the work:—

HEER.	NEITNER.	SCHAFPT.
MATTHEWS.	SAHLBERG.	SHARP.

ADDENDA.

The following species of *Corylophidae* have been omitted, and were apparently overlooked by the author: their omission was discovered too late to give a transcript of the original descriptions, and to include them, with the other additions, under "Literature" at pp. 18-21. They are arranged in chronological order, and with the reference to where described, as given in the 'Zoological Record.'—Ed.

1877. *Arthrolips politus*, Reitter, Verh. zool.-bot. Wien, xxvii. p. 192.
1889. *Ænigmaticum californicum*, Casey, Ann. N. York. Ac. v. p. 144.
1891. *Clypeaster monstrosus*, Schauf. Tijdschr. Ent. xxxiv. p. 2.
1893. *Sacina* (n. gen.) *oblonga*, Broun, Man. N. Zeal. Coleopt. p. 1071.
- „ „ *Sericoderus fulvicollis*, Broun, *l. c.* p. 1072.
- „ „ *scutellaris*, Broun, *l. c.*
- „ „ *basalis*, Broun, *l. c.* p. 1073.
1895. *Sericoderus minutus*, Lea, Proc. Linn. Soc. N. S. Wales, x. p. 309.
- „ „ *compactus*, Lea, *l. c.*
- „ „ *coatesi*, Lea, *l. c.* p. 310.
- „ „ *obesus*, Lea, *l. c.*
- „ „ *inconspicuus*, Lea, *l. c.* p. 311.
- „ „ *piceus*, Lea, *l. c.*
- „ „ *hardcastlei*, Lea, *l. c.* p. 312.
- „ „ *basipennis*, Lea, *l. c.*
- „ „ *apicalis*, Lea, *l. c.* p. 313.
- „ „ *concolor*, Lea, *l. c.*
- „ „ *politus*, Lea, *l. c.* p. 314.
- „ *Clypeaster collaris*, Lea, *l. c.*
- „ „ *pulchella*, Lea, *l. c.* p. 315.
- „ „ *andersoni*, Lea, *l. c.*
- „ „ *dorsalis*, Lea, *l. c.* p. 316.
- „ „ *blackmorei*, Lea, *l. c.* p. 317.
- „ „ *nitida*, Lea, *l. c.*
- „ „ *ollifi*, Lea, *l. c.* p. 318.
- „ „ *squalida*, Lea, *l. c.*
- „ „ *elliptica*, Lea, *l. c.* p. 319.
1896. *Sacium hemipterum*, Horn. Proc. Calif. Ac. (2), vi. p. 373.

INDEX.

Species unknown to the author, and synonyms, are printed in italics.

	PAGE		PAGE
aequaloides, Waltl.	212	championi, Matth.	149
ENIGMATICUM	32	chloensis, Matth.	145
aequalis, Sharp	194	<i>CLYPEASTER</i>	40, 79, 135
aequalis, Woll.	99	<i>coatesi</i> , Lea	217
alutaceum, Matth.	67	collare, Matth.	66
alutaceus, Reitt.	133	collaris, Lea	217
<i>amabile</i> , Le C.	10	columbianus, Matth.	189
<i>andersoni</i> , Lea	217	<i>compactus</i> , Lea	217
ANISOMERISTES	108	<i>concolor</i> , Lea	217
<i>anzius</i> , Muls. & Rey	13	c-nemnum, Matth.	57
ATHANOCEPHALUS	197	conicus, Matth.	39
<i>apicalis</i> , Lea	217	CONODES	38
ARTHIROLIPS	79	<i>convexiusculum</i> , Mots.	12
assimile, Matth.	63	<i>convexiusculum</i> , Mots.	12
ater, Matth.	112	coriaceus, Rey	193
ater, Matth.	153	corticalis, Reitt.	187
atomarius, Heer	194	corticinum, Thoms.	68
atomus, Gyll.	188	CORYLOPHODES	145
<i>atomus</i> , Steph.	17	CORYLOPHUS	135
atrum, Reitt.	60	<i>CORYLOPHUS</i>	40, 115, 145
aureum, Matth.	72	<i>COSSYPHUS</i>	40, 115
<i>australis</i> , Matth.	121	crassus, Matth.	120
		cribratus, Matth.	190
balteatum, Matth.	48	croceus, Matth.	91
<i>basalis</i> , Brown	217	crotchii, Matth.	195
<i>basalis</i> , Reitt.	19	<i>CRYPTOPHAGUS</i>	180
basalis, Sharp	112		
<i>basipennis</i> , Lea	217	damryi, Reitt.	59
bicolor, Matth.	51	<i>decolor</i> , Le C.	10
bifasciatum, Matth.	54	densatum, Reitt.	61
bifasciatum, Mots.	12	DERMESTES	180
<i>biguttatum</i> , Le C.	11	dimidiatus, Matth.	85
bimaculatus, Matth.	84	<i>discedens</i> , Duval	100
<i>blackmorei</i> , Lea	217	<i>discolor</i> , Rosenh.	16
borrei, Matth.	189	dissimilis, Matth.	180
bowringii, Matth.	170	dissimilis, Matth.	204
brevicornis, Matth.	74	<i>doderoi</i> , Reitt.	20
brevicornis, Matth.	118	dohrnii, Matth.	175
brevicornis, Matth.	152	<i>dorsalis</i> , Lea	217
brevicornis, Matth.	177	<i>duplicatus</i> , Reitt.	20
brunnennu, Brisout	69		
brunnipes, Gyll.	185	ECTINOCEPHALUS	35
		elegans, Matth.	101
<i>californicum</i> , Casey	217	<i>elliptica</i> , Lea	217
californicum, Matth.	77	elongatum, Le C.	35
cassidoideus, Marsh	139	elongatum, Matth.	69
castaneus, Matth.	156		
castaneus, Reitt.	114	fasciatum, Erichs.	48
castaneus, Woll.	207	femestratum, Reitt.	56
CATOPTYX	167	ferrugatus, Reitt.	98
ceylonicum, Matth.	166	florianus, Matth.	175

	PAGE		PAGE
florii, Matth.	90	maderæ, Kraatz	71
flavicollis, Matth.	92	marginatum, Matth.	66
flavicornæ, Matth.	75	marginicollis, Le C.	153
flavidus, Le C.	10	marinus, Le C.	174
flaviventre, Matth.	54	marseullii, Matth.	76
flaviventris, Reitt.	19	matthewsii, Reitt.	134
flavum, Matth.	75	MEIODERUS	102
flāvus, Matth.	113	MEIZODERUS	105
fornosum, Matth.	56	mexicanum, Matth.	58
forticornis, Matth.	119	MICROSPHÆRA	180
fulvicollis, Broun	217	MICROSPORUS	209
fulvicollis, Reitt.	121	MICROSTAGETUS	124
fuscus, Matth.	107	MICROM	141
		minutissimus, Matth.	196
<i>gigas</i> , Abeille	19	<i>minutus</i> , Lea	217
glaber, Le C.	193	minutus, Matth.	123
glabratus, Matth.	149	misellus, Le C.	94
GLÆOSOMA	171	mollinus, Schwarz	87
graedipes, Matth.	191	<i>monstrosus</i> , Schauf.	217
GRYPHINUS	115	MORONILLUS	171
guatemalensis, Matth.	179	mundum, Matth.	67
		mundus, Matth.	191
<i>hardeastlei</i> , Lea	217		
<i>hemipterum</i> , Horn.	217	<i>nanus</i> Muls. & Rey.	13
hemisphericus, Woll.	201	nigellus, Broun	154
hirsutus, Matth.	96	niger, Matth.	95
hispanicus, Matth.	214	nigricans, Matth.	192
HOLOPSIS	145	nigricans, Steph.	17
HOPLICNEMA	161	<i>nigripennis</i> , Rey	15
humeralæ, Matth.	70	<i>nitens</i> , Rey	15
humilis, Rosenh.	95	<i>nitida</i> , Lea	217
		nitidus, Matth.	99
imperiale, Matth.	45	nitidus, Matth.	105
impunctatus, Matth.	200	oberthuri, Reitt.	46
incertum, Matth.	47	<i>obesus</i> , Lea	217
<i>inconspicuus</i> , Lea	217	<i>oblonga</i> , Broun	217
indefinitum, Matth.	52	oblongum, Matth.	64
<i>indicum</i> , Mots.	12	oblongus, Matth.	93
<i>infuscatus</i> , Mots.	12	<i>obscurum</i> , Le C.	10
innotabilis, Matth.	98	<i>obscurus</i> , Le C.	11
insign s. Matth.	160	obscurus, Sahlb.	100
instabile, Matth.	55	<i>obsidianus</i> , Koln.	212
		obtusus, Matth.	178
jansoni, Matth.	151	<i>ocellatum</i> , Matth.	56
japonicum, Matth.	167	ochraceum; Matth.	78
japonicus, Matth.	138	ochraceus, Matth.	159
japonicus, Matth.	176	OLIGARTHURM	127
japonicus, Matth.	187	<i>oliffi</i> , Lea	217
		orbicularis, Matth.	152
kluki, Wauk.	184	orientale, Reitt.	58
		orientalis, Matth.	133
<i>lavicollis</i> , Rey	15	<i>orientalis</i> , Mots.	12
lateralis, Gyll.	120	ORTHOPEPUS	180
laticolle, Matth.	77	ovalis, Matth.	188
latifa-ciatum, Matth.	50	ovatus, Matth.	96
latum, Reitt.	59	ovatus, Matth.	192
latus, Matth.	118	ovoforme, Matth.	142
lawsoni, Broun	158		
<i>lecontei</i> , Matth.	46	<i>pallidulus</i> , Reitt.	122
LEPADODES	143	<i>pallidus</i> , Broun	7
lepidus, Le C.	88	<i>pallidus</i> , Reitt.	16
lewisi, Matth.	83	parvum, Matth.	65
LEWISIUM	164	parvulus, Woll.	127
<i>lividus</i> , Dej.	120	pellucidus, Matth.	159
longipes, Matth.	76	PELTINUS	129
lugubre, Le C.	64	<i>peregrinus</i> , Rey	15
lunatum, Le C.	49	perpusillus, Matth.	195
<i>luridum</i> , Mots.	12		

	PAGE		PAGE
<i>peruanus</i> , Kirsch.	9	<i>scaber</i> , Matth.	101
PHLENOEPHALUS	205	<i>schwarzii</i> , Matth.	160
<i>picatus</i> , Marsh.	188	<i>scutulum</i> , Le C.	10
<i>picca</i> , Steph.	17	<i>scutellaris</i> , Broun.	217
<i>picus</i> , Comolli.	94	<i>scutellaris</i> , Le C.	212
<i>picus</i> , Lea.	217	<i>sempunctatus</i> , Matth.	92
<i>piecorne</i> , Matth.	73	<i>senegalensis</i> , Matth.	86
<i>picipennis</i> , Mots.	12	SERICODERUS	115
<i>pilosusculus</i> , Duval.	8	SERICODERUS	79, 108
PITOPHILUS	180	<i>sibiricus</i> , Reitt.	19
<i>politum</i> , Matth.	52	<i>sicardi</i> , Guilleb.	19
<i>politus</i> , Lea.	217	<i>similaris</i> , Reitt.	16
<i>politus</i> , Matth.	214	<i>simoni</i> , Reitt.	89
<i>politus</i> , Reitt.	20	<i>sharpi</i> , Matth.	111
<i>politus</i> , Reitt.	217	STHERICUS	209
<i>posticus</i> , Kirsch.	8	<i>splendens</i> , Schwarz.	86
<i>ptiloides</i> , Matth.	35	<i>squalida</i> , Lea.	217
<i>ptiloides</i> , Mots.	12	<i>sublaevipectus</i> , Duval.	139
<i>pubescens</i> , Matth.	62	<i>subtilis</i> , Le C.	11
<i>pubescens</i> , Schupp.	120	<i>subquadratus</i> , Neitm.	122
<i>pubipennis</i> , Sharp.	121	<i>suffusus</i> , Matth.	84
<i>pulehella</i> , Lea.	217	<i>suturalis</i> , Le C.	11
<i>pumilus</i> , Reitt.	179	<i>suturalis</i> , Sharp.	157
<i>punctatulus</i> , Matth.	186	<i>tectiformis</i> , Woll.	138
<i>punctatus</i> , Wank.	185	<i>testudinidis</i> , Woll.	89
<i>punctipennis</i> , Matth.	150	<i>texanus</i> , Matth.	213
<i>punctipennis</i> , Reitt.	20	<i>thoracicus</i> , Eriehs.	8
<i>punctulatus</i> , Reitt.	184	<i>thoracicus</i> , Kirsch.	8
<i>punctum</i> , Marsh.	11	<i>thoracicus</i> , Steph.	120
<i>pusillum</i> , Gyll.	61	<i>torquatus</i> , Matth.	151
<i>pusillus</i> , Matth.	154	TRICHOPTERYX	115
<i>pusillus</i> , Woll.	71	<i>tropicum</i> , Matth.	50
<i>quadrinaculatum</i> , Matth.	53	<i>tropicus</i> , Kirsch.	8
<i>quadrinaculatus</i> , Matth.	203	<i>tropicus</i> , Matth.	37
<i>regularis</i> , Reitt.	97	<i>tropicus</i> , Matth.	215
<i>reitteri</i> , Matth.	140	<i>truncatus</i> , Le C.	157
<i>revclierei</i> , Reitt.	113	<i>truncatus</i> , Steph.	17
<i>rhe-anum</i> , Reitt.	63	<i>unicolor</i> , Matth.	155
RHYPOBIUS	171	<i>unifasciatum</i> , Mots.	12
<i>rotundatus</i> , Matth.	102	<i>variegatus</i> , Philippi.	14
<i>rotundus</i> , Sharp.	156	<i>velatus</i> , Muls.	134
<i>ruficollis</i> , Duval.	176	<i>velox</i> , Woll.	177
<i>rufithorax</i> , Duval.	88	<i>vitreus</i> , Matth.	202
<i>rufulum</i> , Matth.	72	<i>vittatus</i> , Guilleb.	20
<i>rugosum</i> , Matth.	74	<i>walkeri</i> , Matth.	71
SACINA	217	<i>walkeri</i> , Matth.	132
SACIUM	40	<i>waterhousii</i> , Matth.	129
SACIUM	79	<i>westwoodii</i> , Matth.	91
<i>sanctae-balmae</i> , Abeille.	19	<i>wollastoni</i> , Rye.	201
<i>salliei</i> , Matth.	163		

EXPLANATION OF PLATES.

CORYLOPHIDÆ.

METAMORPHOSIS.—PLATE A.

I.

Orthoperus piceus, Steph. (*brunnipes*, Gyll.)
(after Ferris, Ann. Soc. Ent. Fr. (1852), Pl. xiv.)

- Fig. 1. Larva.
 .. 2. Head of larva.
 .. 3. Pupa (a, under side; b, upper side).
 .. 4. Leg of larva.
 .. 5. Palpus of imago.
 .. 6. Antenna of imago.
 .. 7. Leg of imago.

II.

Arthrolyps (Gryphinus) piceus, Com.
(after Ferris, Mem. Soc. Sc. Liège (1855), Pl. v, bis.)

- Fig. 1. Larva.
 .. 2. Head of larva.
 .. 3. Pupa.
 .. 4. a, Leg of larva; b, claw, magnified.
 .. 8. Ocellus of larva.
 .. 9. Portion of a larval segment showing the papilla.

GENERA OF CORYLOPHIDÆ.

PLATES I.—VII.

- Fig. 1. Upper surface.
 .. 2. Under surface.
 .. 3. Labrum.
 .. 4. Mandible.

- Fig. 5. Maxilla.
 .. 6. Mentum, etc.
 .. 7. Antenna.

- a. prosternum.
 b. prosternal episterna.
 c. ——— epimera.
 d. mesosternum.
 e. mesosternal episterna.
 f. ——— epimera.
 g. metasternum.
 h. metasternal episterna.
 i. ——— epimera.
 j. mentum.
 k. labium.
 l. lingua.
 m. labial palpi.
 n. paraglossæ.

- o. paraglossal processes.
 p. laminal process from second joint of tarsus in *Meioderus*.
 q. deflexed part of mesosternum in *Peltinus*.
 r. tarsus of *Lewisium*.
 s. claw of *Lepadodes*.
 t. tibia and tarsus of *Hoptienema*.
 v. lobe of maxilla.
 w. maxillary palpus.
 x. inflexed part of pronotum.
 y. outer lobe of maxilla in *Pseudocorylophidæ*.
 z. labrum.
 u. epistoma.

SPHÆRIIDÆ.

PLATE VIII.

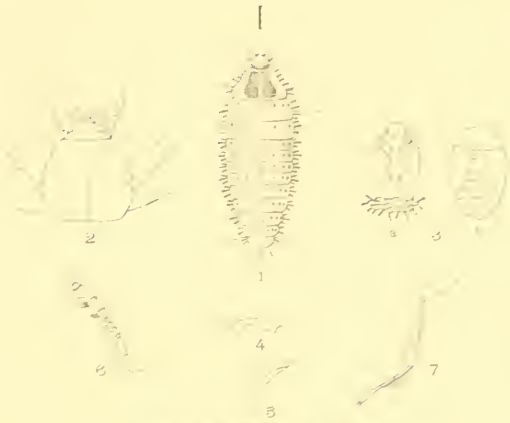
- Fig. 1. Upper side.
 .. 2. Under side.
 .. 3. Labrum.
 .. 4. Mandible.
 .. 5. Maxilla.

- Fig. 6. Mentum, etc.
 .. 7. Antenna.
 .. 8. Fore Leg.
 .. 9. Wing.

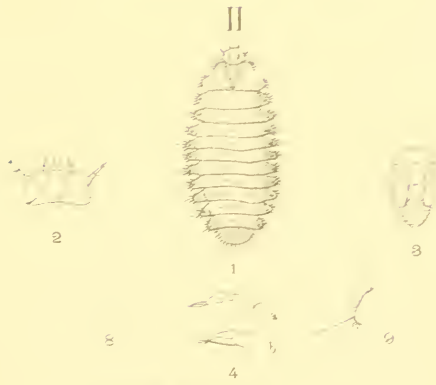
- a. prosternum.
 b. prosternal episternum.
 c. ——— epimeron.
 d. mesosternum.
 e. mesosternal episternum.
 f. ——— epimeron.

- g. metasternum.
 h. metasternal episternum.
 j. mentum.
 k. labium.
 l. lingua.

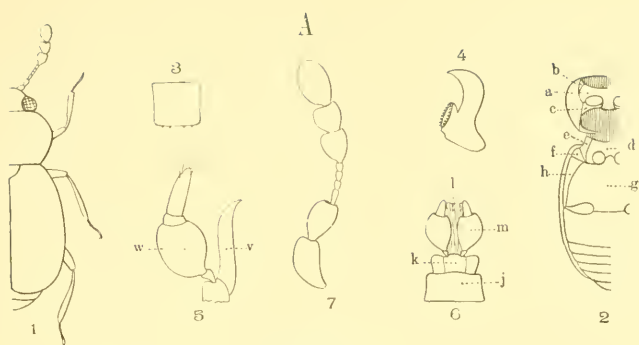
- m. labial palpi.
 n. labrum.
 o. epistoma.
 p. inner lobe of maxilla.
 q. outer lobe of maxilla.
 r. maxillary palpi.



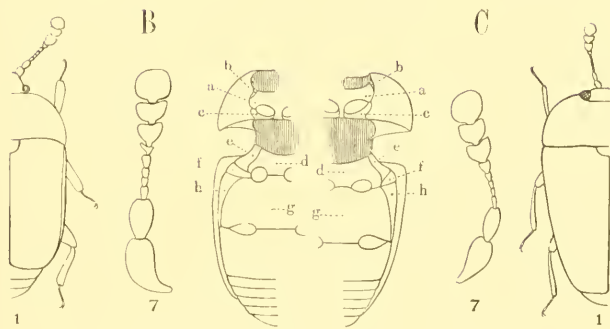
Orthopora fuscicornis (Steph.) (Aves. Pez.)



Arctopora (Gryllonema) caudata (Cm.) (Aves. Pez.)

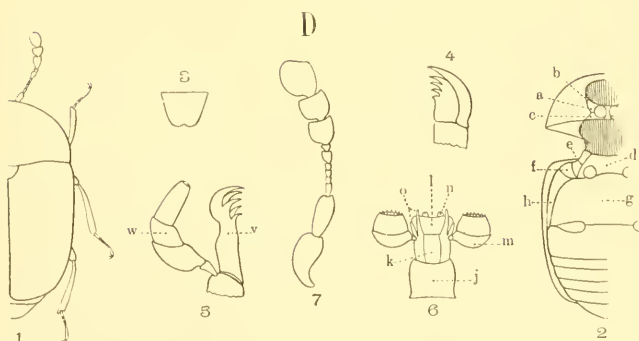


Ænigmaticum.

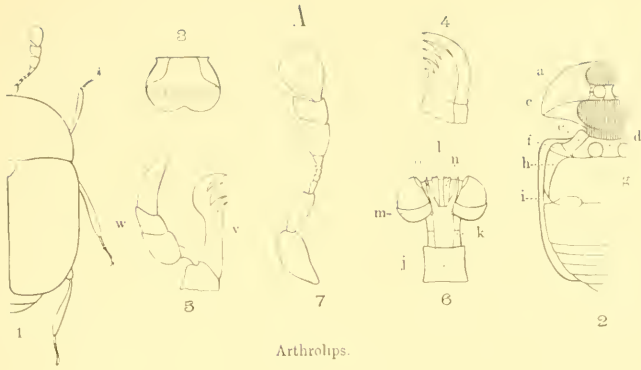


Ectinocephalus.

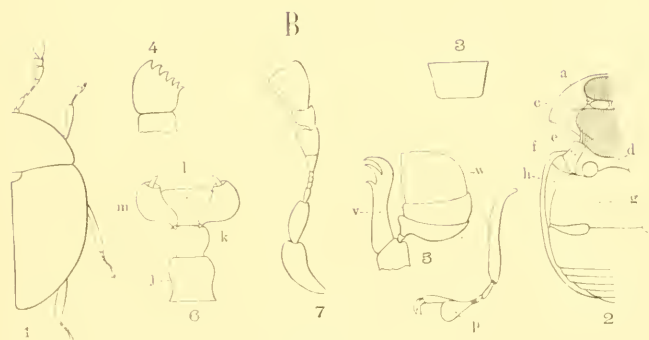
Conodes.



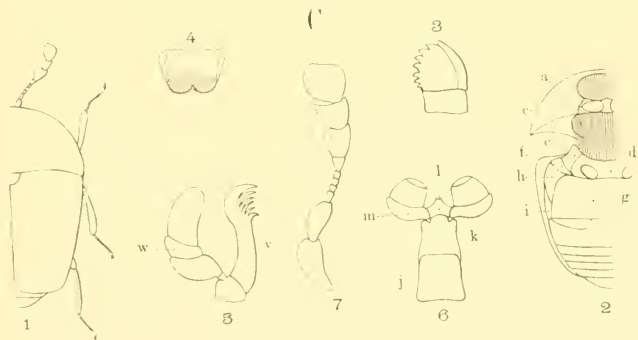
Sacium.



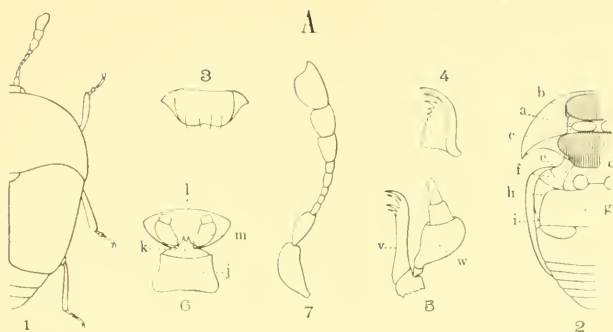
Arthrolops.



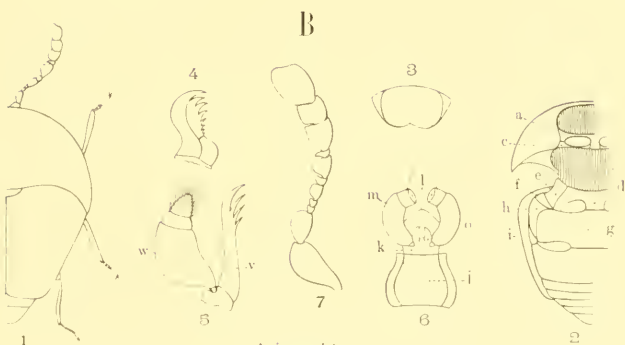
Meiöderus



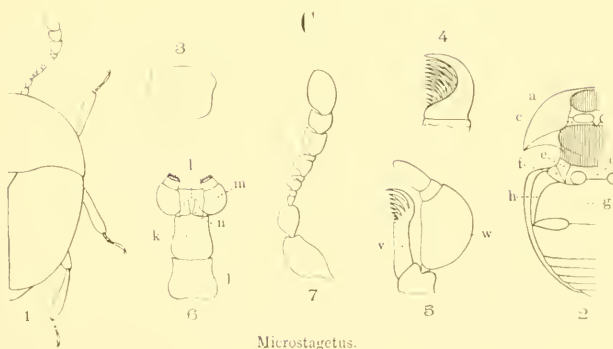
Meizoderus.



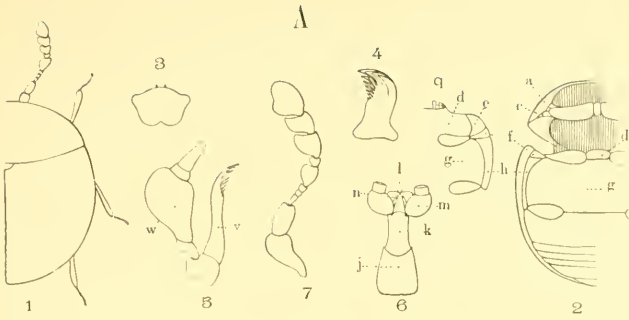
Sericoderus.



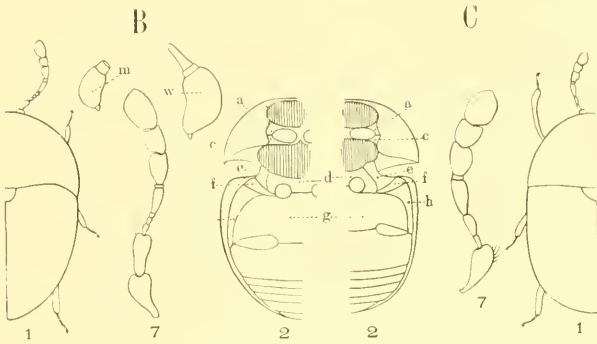
Anisomeristes.



Microstagetus.

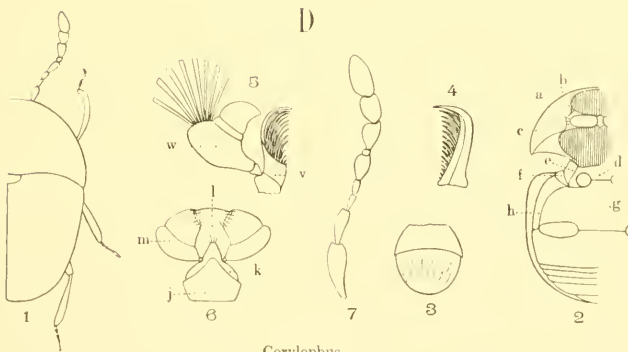


Peltinus.

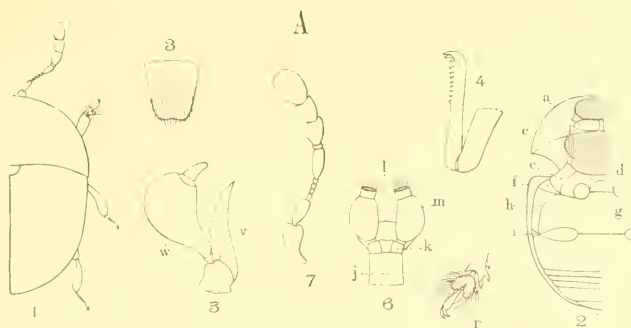


Microm.

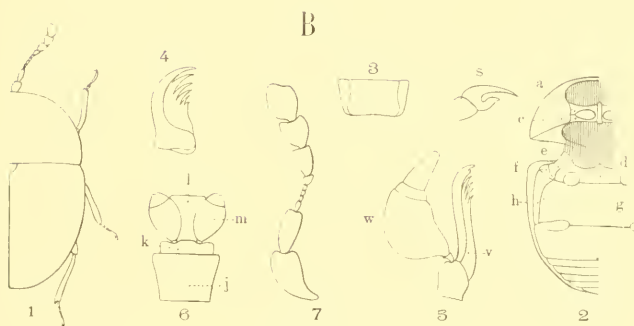
Oligarthrum



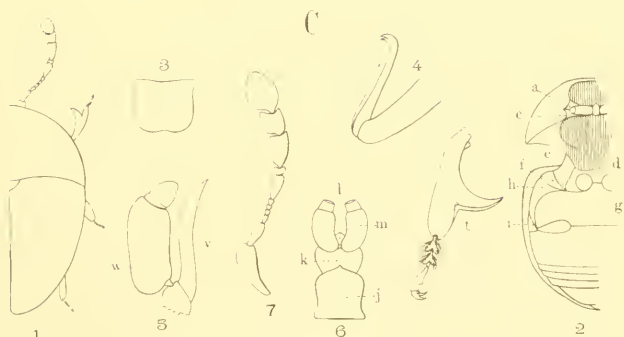
Corylophus.



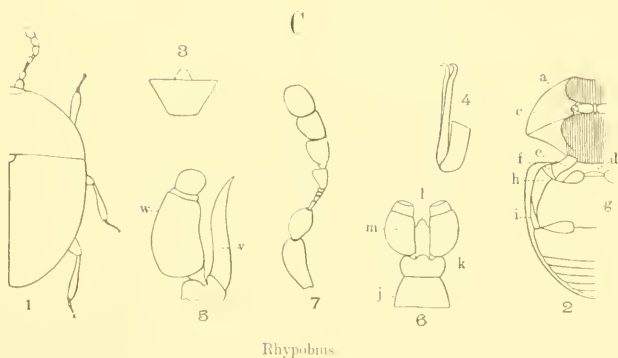
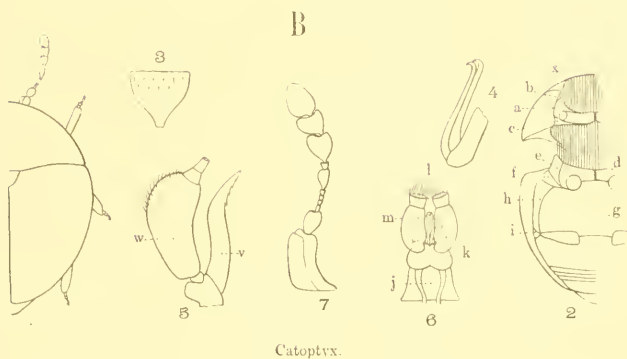
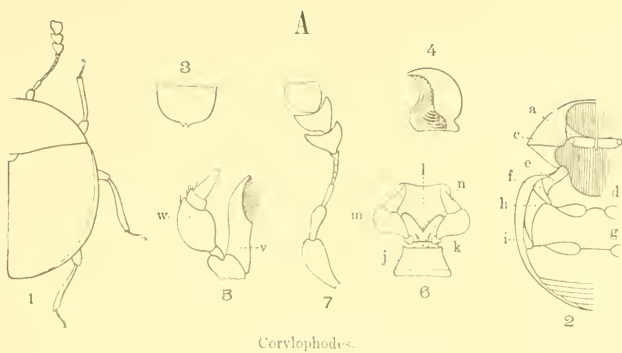
Lewisium.



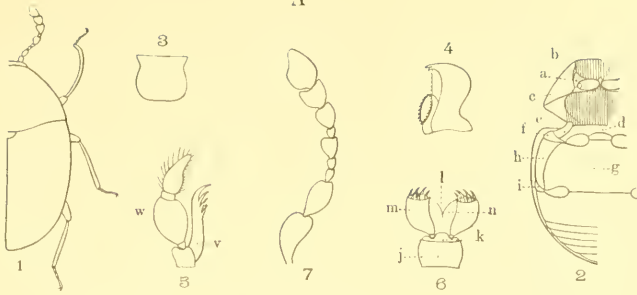
Lepadodes.



Hoplicnema.

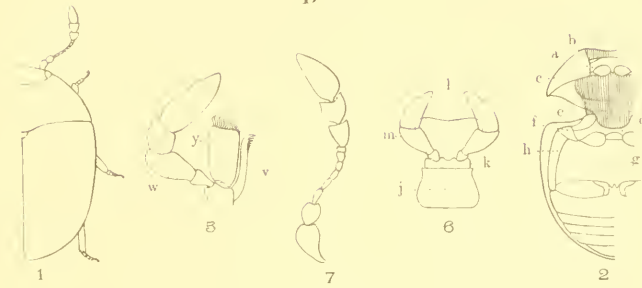


A



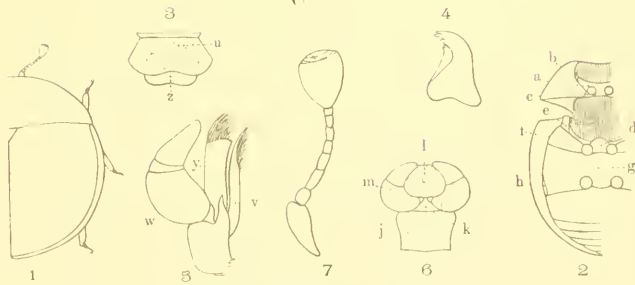
Orthoperus.

B



Phænocephalus

C



Aphanocephalus.

3 9088 00726 5895