

Historic, archived document

Do not assume content reflects current scientific knowledge, policies, or practices.


62,37

Rayner's

BERRY BOOK

RECEIVED
★ FEB 7 1940 ★
U.S. Department of Agriculture

A
Leading
Early Variety
Dorsett
Productive
Profitable




For 1940

**GREETINGS
for 1940**

Rayner Bros.

**HELLO
Friends
and
Customers**



**"JACK"
H.J.W. RAYNER**



**"BOB"
S.H. RAYNER**

In our work of growing and selling you small fruit plants, we have met with signal success of which we are mighty proud, and we wish to thank you for your patronage and confidence which has made our success possible. In the fifteen years we have been selling plants, we have received many letters praising our plants and service, which we are always glad to have. But, we have also received letters of criticism, and although we did not appreciate them at the time, we now realize they did much to point the way to better serve our customers, and to keep us ever on the alert to maintain and, if possible, to improve the quality of our plants. Your letters are always appreciated, and although we hope we will merit praise only, "to err is human", and we want you to criticize when criticism is due.


The success we may expect depends directly on the success you have with our plants; therefore, it is our aim to do everything possible to make your small fruit enterprise profitable. Our descriptions are based on the actual performance of the varieties, and we believe, from them, you can intelligently select the varieties best adapted to your climate and requirements. By cooperating with the U. S. Dept. of Agriculture and the various State Experiment Stations conducting small fruit breeding and test work, we can give the latest development in better varieties and improved cultural practices. Fine plants of the best varieties, properly grown, mean bigger crops of better fruit, which will naturally represent bigger profits for the grower.

Year after year, it has been demonstrated that there is seldom enough really high quality small fruit available to supply the demand, while inferior fruit is selling at prices showing little or no profit. Thus, it is obvious a grower should concentrate on quality rather than quantity. This is our aim in producing our plants, and we sincerely hope we may have the opportunity to do our share in helping you produce fruit of which you will be proud.

For several years, the cultivated blueberries have been selling at very good prices, and there are never sufficient available to supply the ever increasing demand. However, until recently, blueberries could only be grown in limited areas of natural blueberry soil; but, from tests made at the New Jersey Experiment Station, it has been found this delicious and profitable fruit can be grown practically anywhere, if kept under a deep, permanent mulch, and the soil has a p.h. value of 3.8 to 5.8. Because of the high profit possibilities of cultivated blueberries for practically all small fruit growers under this cultural method, we are now offering plants of the best and most productive varieties. We are sincere in saying that to us this comparatively new fruit gives promise of returning to the careful grower, greater profits than anything developed in recent years. Although the supply of plants is very limited, prices are reasonable, and if you are planning to grow this new profitable fruit, you will be wise to start this year. Remember: plants are not plentiful, so order early.

In soliciting your orders for 1940, we know we are in a position to give you the finest plants that can be grown, prompt efficient service at prices that will mean real savings. We have been doing this for fifteen years, and are now better equipped, both in personnel and experience, than ever before. Won't you take advantage of what we have to offer you, so that we may help you to better crops and larger profits in the years to come.

Yours very truly,
Jack and Bob.



RAYNER'S

Strawberries

LEAD ALL SMALL FRUITS
IN

Profits

We all hope to receive as large a profit as possible no matter what we plant, although there is a natural feeling of pride in growing any crop, this feeling is intensified when a neat profit is realized. Strawberries have consistently been one of the best paying crops and we believe we are conservative in placing the profit you may expect under average conditions at \$300.00 per acre. With the plants well grown, favorable weather and a good market, profit as high as \$1000.00 is often realized. This is far above the average and to expect such returns a grower must have ideal soil, give his plantings the very best of care and obtain good prices for his entire crop.

Advantages of Strawberries—Very little money is needed to set a berry field large enough to net a good profit. Only 8,000 plants are needed to set an acre and about 600 to 800 lbs. of fertilizer. By using stable manure and green cover crops good crops of berries can be grown without any fertilizer whatever. Small plots can be used to good advantage in the berry business, ½ acre or even less planted to Strawberries will show a net return worthy of serious consideration. Strawberries are the first fruit crop harvested in the spring, bringing in cash when it is most needed to help carry out other farm projects. If you are not growing Strawberries now, be sure to set some this year, no matter what type of farming you conduct, we are sure they will return as large or even larger profit per dollar invested than any other crop you could grow.

Plant Every Year—Some years and under some conditions little or no profit may be realized from Strawberries but taken year after year they will undoubtedly return higher profit than any other farm crop. This is the reason the successful berry grower has berries every year, not too many, just what you can handle to good advantage. It has been shown, time after time that one acre of well cared for berries will produce a larger net profit than several acres that have been given indifferent attention.

Use Good Plants—Good, vigorous plants are an important essential in profitable berry growing. Ours are of consistent high quality, are packed with pep and vitality and are priced to save you money. We hope you will set our plants and we will do everything we can to aid you in making Strawberries your best paying crop.

Mr. Lemons and his three sons have found Rayner's "Plants that Please" Strawberries Profitable.



Monroe County, W. Va.
November 23, 1939

We have been ordering strawberry plants from Rayner Brothers for five years and they have always been very satisfactory. Last year we gathered 8,416 qts. of fine berries from 5,000 plants purchased from you the year previous.

Yours very truly,
I. H. Lemons and Sons

Schuykill County, Pa.
February 21, 1939

Am enclosing order for 4,000 strawberry plants. The 4,000 which I purchased in 1937 have been a great success. I have never seen berries as large as the Catskill. Please ship my plants on March 27th if weather permits.

Yours very truly,
C. E. Moyer

Rayner's GROWING, HANDLING, AND SHIPPING FACILITIES, MEAN BETTER PLANTS FOR YOU

Strong, thrifty plants are the first step in the successful production of strawberries, and to assure your success, we have fixed standards to hold the quality of our plants as near perfection as possible, and to retain their inherent value in handling and in transit. This represents one of the plus values of Rayner's Plants.

In producing our plants we follow the very best cultural practices, using only the best and most fertile soil which is kept supplied with the proper elements for the maximum development of both the roots and crown. The parent stock is especially selected for health, vigor and size. After the plant bed is made all our plantings are gone over, row by row by experienced men who can distinguish at a glance any possible mixture or any deviation from true characteristics of the variety. Any plants that do not come up to strict standards are immediately rouged out.

WE CONTRIBUTE OUR SUCCESS TO THE RIGID AND CONSCIENTIOUS FOLLOWING OF THESE RULES

True to Name: The plants must be true to name and kept so by careful handling. The poorest plants are often better than mixed plants of some variety not suited to your soil or climate.

Plants: The plants must be good, with large healthy crowns and a full, well developed root system with an abundance of fine fibrous roots. Such plants can be grown only on light sandy loam such as we use for growing our plants. Sufficient plant food applied at the proper time and careful cultivation are also necessary in producing high quality plants.

Cleaning: When plants are dug in the spring there are many dead leaves and runners hanging to the crown and if these are not removed there will be great danger of the plants heating in transit. Our plants are thoroughly cleaned, all dead leaves and runners removed and the roots straightened. This makes planting better and easier besides saving quite a bit on transportation costs.

Grading: In every field there are always some late runner plants that do not have fully developed root systems and are of very little value. All such inferior plants should be discarded. There will be full count of strong, vigorous plants.

Handling: Plants, if permitted to stand unprotected in the sun or wind, dry out quickly and in doing so lose much of their strength and vitality. Plants must be kept moist and fresh, and handled quickly to retain all of their value.

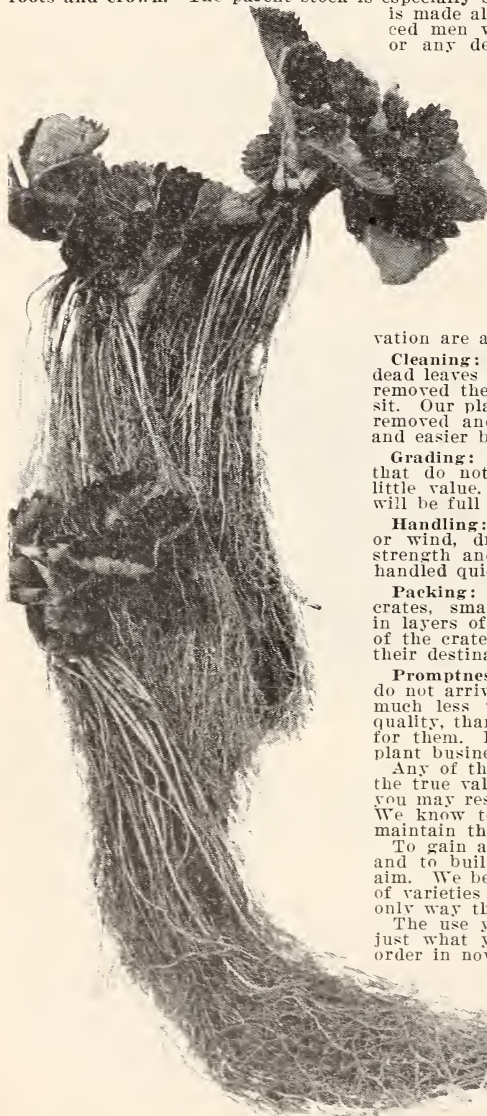
Packing: Our plants are carefully packed in light ventilated crates, small quantities wrapped in waterproof paper the roots in layers of damp sphagnum moss with the crowns at the outside of the crate or package. Plants thus packed will arrive safely at their destination in perfect growing condition.

Promptness: Adds much to the value of the plants. Plants that do not arrive until after your best planting time is past are worth much less to you, even though the plants are of the very best quality, than plants that arrive promptly, right when you are ready for them. In Promptness we stand second to none in the berry plant business.

Any of these things omitted or carelessly done will detract from the true value of the plants and when placing your order with us you may rest assured all the above rules will be carefully followed. We know too well what the results would be, should we fail to maintain the high quality of our plants.

To gain and hold the confidence and good will of our customers and to build up a strong thriving business has always been our aim. We believe the true statement of facts, the honest description of varieties and by giving a "Square Deal" to everyone to be the only way this great ambition may be fully realized.


The use you make of the enclosed order sheet will prove to us just what you think of the policy we are following. Send your order in now, shipment will be made when you desire.



Good, Long Rooted Plants
The reason Rayner's
Plants that Please have
become Nationally Fa-
mous.

BIG PLANTS - BIG BERRIES

When strawberry plants are making a fruiting bed, it has proven advisable to spot the runner plants as they are formed. When this is done, large individual plants well spaced in the row will be the results. Beds handled in this manner will produce larger berries, sizing the entire crop well, and give more quarts of fancy berries per acre.



Starting the spaced bed—mother plant at right—Note how the first runner plants are spaced well spread out.

Logan Co. Okla.
February 11, 1939

Rayner Bros.
Salisbury, Md.
Gentlemen:

We ordered 2000 plants two years ago and were so well pleased that we are setting another bed.

The Fairfax paid as much as \$1.20 premium per crate (24 quarts) and this locality had seen nothing like them. Only took 24 to 28 berries to make a quart; of course this was at the start of the season and only the largest berries from each picking.

We are more than satisfied with the results and appreciate very much the care in grading and shipping the plants; they came through in fine shape.

Very truly yours,
J. M. Wilson

Dakota County, Nebraska
April 14, 1939

Strawberry plants arrived O.K. They were certainly fine plants, and attracted a lot of attention upon arrival here. I am sure you have gained two new customers. Also want to thank you for the extra count; there were more plants than I even expected.

Respectfully yours,
Nick Nelson

Crawford County, Pa.
May 29, 1939

I received my Gem Everbearing strawberry plants in very good condition. People here say strawberries south of Pennsylvania will not grow, and I am going to prove them wrong.

I am very well pleased with the strawberries so far; when I want more, you shall surely get the order.

Yours truly,
Mr. Edward McElmaney

Butler County, Pa.
May 6, 1939

Enclosed find order for strawberry and black raspberry plants. Only this morning, Mrs. Lewis of Valencia told me of your plants. Please send at once.

Yours truly,
C. R. Rogers

Brunswick County, N. C.
April 14, 1939

I received 4,500 berry plants in good condition and planted quite a number as soon as received.

My wife and myself planted about 4,000 in new land that had been well plowed, disced and harrowed. We tried to get the ground in best of condition possible for new ground. Remainder of the plants, we heeled in while ground was being fixed. Set these about a week later. All plants are growing fine and making lots of bloom which I am taking off as they appear. I planted them 18 inches apart in the row; rows 3½ feet apart.

I hope you will excuse this long letter, but I wanted to tell you the fine results these plants are giving.

Thanking you for plants that live and grow, I remain
Yours sincerely,
H. Worsley

P.S.: Send catalog to my neighbor, Mr. Oscar Mintry, as he wishes to purchase some of your plants from seeing the results I am obtaining with them.

Belmont County, Ohio
May 4, 1939

Received my plants, and they were very nice; have them in and all are growing.

Would you still be able to supply me with 500 Cumberland and 250 Latham raspberries. I know it is late, but I will mail order at once, as soon as I receive your letter.

I also wish to thank you for your catalog, as it is very instructive.

Yours truly,
Robert Watkins

Mercer County, N. J.
April 17, 1939

Kindly accept my appreciation for your very liberal replacement of my plants which failed. They arrived this A.M. in perfect condition. I am sorry that this occurred, but it only adds to my confidence in your company.

Sincerely,
Robert G. Ross



Spaced plants in November—Note the large individual plants with large crowns and many leaves. This has been accomplished by removing the late runner plants as they appear, for these plants only serve to retard the growth of the early set runner plants.

Strawberry Culture

Strawberries are easily grown, and the factors governing the growth of the plants and production of fruit, that can be controlled, will usually more than offset the effects of varied weather conditions. Good care and poor weather will usually produce more and better fruit and larger profits than poor care and good weather. Following are suggestions on every phase of Strawberry Culture which we hope will aid you in getting the maximum of both pleasure and profit from your berry plantings. Should you have any questions which are not answered here we shall be glad to have you write us.

Adaptability: The strawberry is the most versatile fruit grown and is successful from Florida to California, and can be grown on almost any soil that will retain sufficient moisture to mature the fruit. The adaptability of each variety for certain latitudes makes this wide range possible.

Soil Selection: To produce the maximum yield the selection of suitable soil is of major importance. As strawberries draw very heavily on moisture at fruiting time and if there is not sufficient present, the crops will be cut down materially, the soil selected should be retentive of moisture, should contain an abundance of humus and at the same time have good drainage. In sections where the white grub is prevalent, the soil selected for berries should have been planted to truck crops that had thorough cultivation for two years, previous to setting the berry plants. Newly plowed sod land should be avoided as it may be badly infested with white grub and at best it is rough and hard to get in any sort of condition. If no other land is available, plow in the fall and disc or harrow several times during the winter and spring. This will aid in getting the soil in better condition and most of the grubs will be killed out.


Preparing the Land: When conditions permit it is well to plow down a cover crop of rye or vetch or other cover crops suitable for your section. This is not necessary, but it will add much humus to the soil which will increase the fertility and aid in retaining moisture. If the land should be covered with grass or weeds, these should be plowed down while green when they will add much humus and the seed will not likely germinate. The land selected should be plowed as early as possible in the spring and disced or harrowed thoroughly until a firm, even plant bed is obtained.

Time To Plant: Early Spring is the very best time to set strawberry plants. When the plants are dormant they withstand digging, shipping and transplanting better, start growing quicker and are much more vigorous than when planted after the growth has started. Early runner plants are more productive than those made in the late summer or fall, thus by early planting your patch will be more productive. Light frosts, that do not heave the ground will not damage the plants. April is the proper time to set plants in the Northern States, in the Central States March and early April and in the Southern States from November 1 until April 1. Be sure to have your order at hand when your ground is ready.

This is one of the great advantages we can offer you. Our climate is such that we can furnish you hardy, fresh dug plants promptly any time from Oct. 15th to May 1st, whereas Northern plant growers are often unable to dig until your plants should have been in the ground.

Care of Plants: Plants should be set as soon as received. If for any reason you are unable to set them for three or four days the plants should be removed from the crate and the roots and moss dampened, replaced in the crate and stored where it is cool, preferably in a cellar. Should you expect to hold the plants for a longer period it is better to heel them in the ground. The roots should be dampened, the bundles opened and the plants heeled in a V-shaped trench with the crowns even with the surface, and the soil packed firmly around the roots. If desirable they may be heeled in several layers with a few inches of soil between each

row. By heeling the plants in a shady place and keeping the soil moist they will keep in perfect condition for two or three weeks. Be sure to have the plants well spread out so that the soil will come in contact with all the roots.



Planting: There are many methods of setting plants and of course you should use the one best suited to your needs. The object is to have the roots straight down and spread out fan shape with the crown even with the surface and the soil packed firmly about the roots. There are no beneficial effects from clipping the roots but it is better to clip off an inch or two than to have the roots doubled up. It is very important to set the plants at the proper depth, as any that are set too deep will seldom amount to anything even though they may live all summer and those set too shallow will have the top of the roots exposed to the air, this will dry the roots out and often the plant will die.

The most popular tools for setting plants are the trowel, dibble or spade. Under favorable conditions the horse drawn transplanter will give good results provided the operators use care so that the plants are set properly.

Before setting, the plants should be soaked in water for several hours or overnight, so that the roots may absorb all the moisture possible. This will aid in carrying the plants until feeder roots can be sent out. The plants should be protected from the sun and wind and should be kept moist until set.

Distance to Plant: The plants should be set from 15 to 36 inches apart in rows from $3\frac{1}{2}$ to $4\frac{1}{2}$ feet apart. The distance plants are set in the row should vary according to the variety. Heavy bedding varieties such as Blakemore and Dunlap should be set farther apart than varieties that make large plants but do not bed so freely, such as Chesapeake or Northstar. We have found 3 feet 8 inches a good distance for the rows but on very fertile soil it is well to space them 4 or even $4\frac{1}{2}$ feet. With plants set 18 to 20 inches and rows 3 feet 8 inches about 8,000 plants are required per acre.

Cultivation: After the growth starts the plants should be kept thoroughly cultivated. It is well to cultivate at weekly intervals until the plant bed is made. This will aid in preserving moisture and will also cut down on the hoeing necessary to keep down weeds. Cultivation next to the plants should be shallow, stirring the soil to a depth of not more than 2 inches. The plants should be hoed soon after they are set and care taken to uncover any plants that have been set too deep. Hoeing should also be shallow, from 1 to $1\frac{1}{2}$ inches. In the cultivation always avoid going to depth that will disturb the roots. Generally, the well spaced matted row is the best system for growing strawberries. The first runners should be encouraged as the early plants are much more productive than the late runners. When hoeing see the plants do not become too thickly set in the bed. This should be given special attention with free bedding varieties such as Blakemore and Dorsett.

With $3\frac{1}{2}$ foot rows a bed 18 to 24 inches wide, with the plants well spaced, will be ideal for heavy production of large fruit. Where the rows are further apart the bed may be wider in proportion. **Be sure that the plants are not crowded in the bed.** For the hill system the plants are set much closer and all the runners kept cut off. As this method requires much hand labor we feel it should be used only when space is very limited or with the Everbearers.

Removing Blossoms: Flower stems usually appear on strawberry plants soon after they are set in the field and as the production of fruit is a severe drain on their vitality, the flower stems should be removed as they appear. With the Everbearers the blossoms should be removed until the plants are well established, this will usually require about sixty days.

Fertilizer and Manure: Well rotted stable manure is ideal for strawberries. This may be applied immediately after the ground is plowed in the spring and disced in. When applied to the preceding crop the results are usually as good as when applied directly to the soil for berries. If you do not have this material, green manure and commercial fertilizer may be used with very good results. Though green manures are desirable they are not essential for profitable berry production except when the soil is deficient in humus (organic matter). For several years we have used a mixture of 3 parts of dissolved bone and 1 part 16% acid phosphate, at the rate of 700 lbs. per acre in the drill, applied about a week before the plants are set. This has given very satisfactory results. The fertilizer should be thoroughly worked in and mixed with the soil or it may be applied as a top dressing after the plants are set. With unfavorable conditions or with a late spring it is better to apply

as a top dressing than to wait a week for the fertilizer to become mixed with the soil. Never set the plants immediately after the fertilizer is applied. When it is applied broadcast, 1000 lbs. per acre may be safely used but it should be worked into the soil well, at least a week prior to setting plants. We do not recommend using more than 1000 lbs. broadcast or 700 lbs. in the drill. Raw bone meal may be used and give very good results. However, this is rather expensive and is slow to become available. Nitrate of Soda, Sulphate of Ammonia and Potash Salts should be avoided as any of these materials will burn the roots should they come in direct contact with them. If such material must be used it should be applied as a top dressing and placed considerable distance from the plants. If poultry manure is available a combination of two parts manure and one part 16% phosphoric acid will make a very satisfactory fertilizer. This should be applied as any other commercial fertilizer. A top dressing in late summer will often increase the yield and the size of the fruit considerably. Fall application is preferable as it does not cause such a rank growth of vines and weeds as when applied in the spring before fruiting. This should be applied when the leaves are dry, at the rate of 600 to 800 lbs. per acre, of a mixture containing from 4 per cent to 7 per cent nitrogen, 6 per cent to 10 per cent phosphoric acid and 4 to 6 per cent potash. All fertilizer should be brushed off the leaves.

Mating Varieties: The perfect varieties will produce a full crop of fruit when planted alone. The imperfect varieties must be planted with some perfect variety of the same season to pollinize the blossoms. There should be two rows of the perfect and four rows of the imperfect. All varieties we list are perfect flowering.


Mulching: There are several reasons why mulching is desirable. Its use prevents the freezing and thawing of the ground in winter, keeps the soil cool and conserves moisture during the fruiting season and also helps to keep the berries clean during a rain. Straw, stable manure, straw, wild hay or marsh grass are materials commonly used, applied at the rate of about 3 tons per acre. The mulch should be applied before the first hard freeze, as it has been found that the first sudden drop in temperature does more damage to unprotected plants than subsequent freezes, even though the temperature may go much lower. In the spring the mulch should be raked off between the rows or worked down around the plants where it will also serve to retard the growth of weeds.

Spraying and Dusting: As strawberries are seldom subject to any serious damage from diseases or insects spraying or dusting are not commonly practiced. Setting healthy plants of varieties immune or resistant to disease is much more desirable. In sections where the Weevil (Clipper) prevail they can be controlled by dusting the beds just after the first buds appear, and again about 10 days later, with a mixture of 85% Sulphur and 15% Arsenate of Lead.

Summer and Early Fall Planting: There are two reasons why Summer and early Fall planting is seldom successful; first, it is almost impossible to get good plants and second; even if you get good plants they seldom, if ever, give as good results as plants set in the early spring. Don't put off your planting until Fall. If you do you are almost sure to be disappointed.

FIELDS TO BE PROUD OF SET WITH RAYNER'S VIGOROUS PLANTS





"EXTRA"

"EXTRA"

FIRM - PRODUCTIVE - DELICIOUS

Introduced last season, Fairmore is rapidly gaining popularity, as a commercial berry for the Southeastern States, is outstanding in quality, firmness and size. For several years Blakemore has been very profitable in this area but Fairmore's superiorities are such that it will undoubtedly be a leader as soon as it is more widely known. To us Fairmore has flavor and quality fully equal to the finest of the home garden varieties plus the firmness, hardness and disease resistance necessary to meet the requirements of the commercial grower. A truly fine variety that is worthy of a thorough trial. We have some very good plants at reasonable prices.

ORIGIN AND ADAPTABILITY—The Fairmore (N. C. 669) originated as a cross between Blakemore and Fairfax made in 1933 at the U. S. Plant Field Station near Glenn Dale, Maryland by Dr. George M. Darrow. It was among the selections made in 1934 from seedlings taken to Willard the previous year. In 1937 and 1938 it was outstanding for its firmness and shipping ability, and has been constantly more vigorous than Missionary, Klondike, Blakemore, and Fairfax. The Fairmore was developed especially for commercial production in eastern North Carolina, but undoubtedly will be valuable over quite a wide area, as the parents, Blakemore and Fairfax, both have quite wide adaptability. We have found it was satisfactory here.

GROWTH—The Fairmore is more vigorous than other varieties, and far more vigorous than Fairfax in eastern North Carolina. The plants become very large, and the leaves are relatively large. It produces long runners, making spacing easy. The leaves are dark green, glossy, and somewhat cupped. Compared with Blakemore, it has averaged about as free from leaf scorch, but more free from leaf spot.

SIZE—The berries of Fairmore average larger than Blakemore. It has about the same shape, but is sometimes necked, and is somewhat less variable in size than Blakemore. The seed are raised and mostly yellow or greenish yellow. The fruit is a glossy crimson, like that of Fairfax, but it does not turn so dark as does Fairfax in holding. The cap is large and attractive.

QUALITY AND FLAVOR—The flavor is sub-acid, and is preferred by most people to all other varieties except Daybreak and Southland in eastern North Carolina, being usually equal and often superior to Fairfax in that region, and having much less acid than Klondike, Missionary, or Blakemore.

FIRMNESS—The Fairmore is very firm and the skin is tough, resulting in fruit more firm than Blakemore, and under some conditions, even more firm than Fairfax, making it an exceptionally promising variety for commercial growing.

PRODUCTIVENESS—The ripening season begins with that of Blakemore. The yield in eastern North Carolina is usually equal to, or even greater than, that of Blakemore, and it ripens more uniformly throughout the season. Yield of No. 1 berries is usually greater than for Blakemore and consistently greater than that of Missionary.

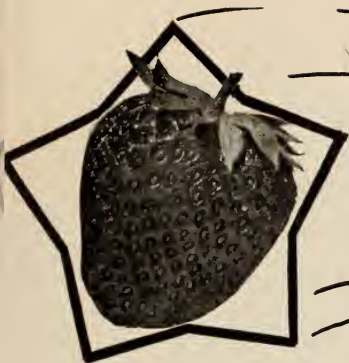


Morris County, New Jersey
May 2, 1939

Have been using your plants for several years, and they have always been as fine as one could desire.

Sincerely yours,
H. N. Hennion

Finest Flavor, Firm and Delicious



NORTHSTAR

ON FERTILE SOILS OUT-SHINES THE REST
IN LOOKS! QUALITY! PROFITS!

Although reports on Northstar, last season were varied, it has been generally accepted as superior to the older varieties, and far superior to most when grown on moist, fertile soil. Because of its habit of setting a sparse, well spaced fruiting row, the entire crop is of good size and of fine quality, which, we are sure will appeal to the more exacting grower. Northstar should not be grown on poor, dry land as under such conditions they may be disappointing, but on rich, springy soil they should be real money makers, and we recommend them to all growers who have this type of land.

ORIGIN—The Northstar (U. S. D. A. 1425) originated from a cross of Howard 17 and Redheart made in 1928, and was selected as promising in 1930, has been tested rather widely since, and has shown very promising. It has been outstanding in its yield of large, medium early, tart, firm berries of high quality, and as it makes a thin matted row, it is easier to raise fancy berries of this sort than of some other varieties, as the plants are usually well spaced.

ADAPTABILITY—This promising second early variety was originated by the U. S. Dept. of Agriculture, and is being introduced as a second early commercial and home garden variety of high quality, and above average beauty, and is recommend-

ed for trial from Virginia to Oklahoma and northward. It has been promising as far north as Amherst, Mass., and Geneva, New York.

GROWTH—The plants and leaves are above average in size. The leaves are large and free from spot and scorch in Maryland. The plants are productive of large berries, and the flowers contain an abundance of pollen and usually set well. Being well protected by the leaves, they are not readily frosted. Because of its limited plant production and protected flowers, it is recommended for the more fertile and moist soils, and for locations where Dorsett may be frosted.

SIZE—Berries average very large, as large as those of Fairfax and Dorsett. In one test, they averaged 54 berries to the quart where Dorsett averaged 56 to the quart. They are blunt, conic, or wedge shaped, sometimes flattened at the end, but with a tendency to be oval.

QUALITY AND ATTRACTIVENESS—The flavor of Northstar is somewhat acid, and we would say between that of Dorsett and Blakemore. The aroma is very pleasing. The skin is glossy and a light to medium red, close to the color of Blakemore, and like Blakemore, it does not darken, ripening evenly all over, better in this respect than most varieties. The flesh is a light red to the center, and is firm and juicy. The seed are small, yellow, and about even with the surface, or slightly raised. The calyx is medium in size. The Northstar is a very beautiful berry, and fully as attractive as Dorsett.

FIRMNESS—We have found the Northstar to be sufficiently firm to make an exceptionally valuable commercial berry to the sections for which it is adapted, and we believe its ability to ship well, combined with its high dessert quality, will make it an exceptionally valuable commercial berry.

FROST RESISTANCE—As the flowers are protected by the leaves, Northstar has proven to be very resistant to late frosts, and is far less susceptible to frost injury than Dorsett or Big Joe. This feature will make it very valuable to growers who are so located that frost injury is a major problem.


PRODUCTIVENESS—Northstar is productive, fully equal to the best of the present varieties. And as the plants are usually well spaced in the bed, the entire crop is sized up satisfactorily, which adds materially to the value of the crop. We truly believe Northstar should be given a thorough trial by growers with moist fertile soils, who have not found Dorsett or Fairfax to fully meet their requirements.



NORTHSTAR IS LARGE AND ATTRACTIVE

DORSETT

CLAIMED
BY MANY
GROWERS
AS THE
GREATEST
OF EARLY
VARIETIES



Originated by the U. S. Dept. of Agriculture from a cross of Premier (Howard 17) and Royal Sovereign and introduced in 1933, Dorsett is now one of the leading early berries. This wide popularity is richly deserved, as Dorsett has been a very profitable variety for practically all who have grown it. The fine flavor and great beauty of the fruit has made it very popular with the consuming public. Although the fruit is not sufficiently firm to withstand rough handling, or long hauls, it is plenty firm enough for the average grower whose market is within 150 or 200 miles, if ordinary care is exercised in picking and handling. Dorsett will give greater response to good treatment than any other variety, and are therefore exceptionally fine for the careful grower, and will well repay the extra care required to grow them at their best. For, at their best, Dorsett is about the finest thing one could wish for in beauty, size, yield and flavor.

GROWTH—The health and vigor of Dorsett is far superior to the older varieties, making a strong upright growth that may become too rank on rich soil that has had too liberal applications of fertilizer or manure, this is especially true in the Northern States and is a condition that should be avoided as the yield and the size of the fruit will be cut down materially. Very resistant to leaf spot and other foliage troubles.

SIZE—The fruit is large although they will not average as large as Fairfax. Averaging about with Chesapeake. Under very dry conditions Dorsett berries will run down in size toward the end of the season but with normal weather or when the plants are properly spaced the entire crop is matured to a good size.

QUALITY AND FLAVOR—The superior flavor and quality of Dorsett is credited to its parent, Royal Sovereign, an old English variety which was prized for high dessert quality. Being superior to Chesapeake or Wm. Belt. This exceptional quality has placed Dorsett as a great favorite on all markets and where the berries are sold to a private trade the great demand and repeat calls have held the price of Dorsett berries well in advance of the general market.

COLOR—Dorsett berries have a beautiful appearance, are a light red in color, several shades lighter than Premier, retaining this color to a marked degree for several days after they are apparently ripe. The fruit is conic to long conic, very regular with a few of the early berries wedge shape. In our opinion there is no variety more attractive than Dorsett.

PRODUCTIVENESS—Although Dorsett will not set as large a crop as Premier they have outyielded them in many tests through their ability to size the entire crop better.

FROST RESISTANCE—From the reports we have and from our own experience, Dorsett is susceptible to considerable damage from late frost. There have been no reports of a complete loss of a crop, but in sections where late frosts are prevalent, with poor air drainage, losses have been quite severe.

ADAPTABILITY—Dorsett has shown to be well adapted to any sections where Premier can be successfully grown. In the far Northern sections its vigorous growth on rich soils has made spacing or thinning necessary to obtain best results.

FIRMNESS—More firm than Premier, although they are not as firm as Fairfax or Blakemore. If ordinary care is taken in picking and handling will stand shipping very well and will arrive in the markets in perfect condition.

Chaves County, New Mexico
February 16, 1939

Enclosed find order for strawberry plants. Dorsett has been most successful here. Although we have plenty of irrigation water, our seasons are hot and dry. Gem is too soft under irrigation, but on a small trial planting at our mountain resort, both Gem and Dorsett were extra fine. Fairfax couldn't take it under our hot sun, but the short crop gave us fine berries.

Yours very truly,
James W. Albert

FAIRFAX

POPULAR HONEY SWEET EARLY BERRY

Accepted as the finest flavored berry yet developed, Fairfax is now the most popular home garden berry. Is really at its best when eaten right from the vine, as additional treatment adds little or nothing to its superlative flavor. With its large size, firmness and productiveness, Fairfax has also been a profitable variety for the market gardener and the commercial grower, especially when their trade was quality minded; bringing a nice premium over varieties of ordinary quality.

Developed by the U. S. Dept. of Agriculture from a cross of Premier (Howard 17) and Royal Sovereign, introduced in 1933, Fairfax is now one of the major early varieties. Being successfully grown as far south as North Carolina and all through the northern states.

Fairfax is usually a day or two later than Premier, and has an exceptionally long fruiting season, often fruiting as late as Chesapeake; thus, covering the season well for growers who wish to plant only one variety.

GROWTH—Fairfax makes a vigorous growth, being far superior to older varieties, even more vigorous than Dorsett. The foliage is very healthy and may become too dense when over fertilized, very resistant to leaf spot and scorch. Although Fairfax cannot be termed a free plant maker, they will generally make sufficient plants for a good fruiting row.

SIZE—The berries are very large, generally averaging larger than Dorsett. Under favorable weather conditions the last fruit harvested will compare very favorably with the first picking. In extremely dry weather the fruit will run down in size at the end of the season but they will always develop to a good marketable size.

FIRMNESS—Fairfax berries are very firm, even more firm than Blakemore. Fairfax berries stand shipping well and although they may turn somewhat dark, they will arrive on a distant market in

perfect condition with a fresh, glossy appearance.

ADAPTABILITY—Fairfax is well adapted to any section where Premier can be grown, is being successfully grown on the Pacific Coast and in North Carolina which are beyond Premier's limits. No matter where you live, except in the far South, we are sure you will find Fairfax a satisfactory and a profitable variety.

QUALITY AND FLAVOR—Quality is very high, the fruit has a firm even texture and a rich pleasing aroma. The flavor is exceptionally rich, full bodied and very sweet. This fine flavor will make a veritable glutton of the most conservative berry lover.

PRODUCTIVENESS—Fairfax is very productive, in some cases outyielding Dorsett but this is not generally the case. The fruit stems are strong and upstanding and under normal conditions hardly a berry is lost from decay or mould.

COLOR—When Fairfax is first ripe they are a light red in color, which will turn darker soon after picking, if allowed to hang on the vines until over ripe they become very dark. As Fairfax berries have a very high gloss, they are very attractive even when over ripe. There is no loss in flavor and the fruit is still firm even when almost purple.

FROST RESISTANCE—Fairfax has suffered very little frost damage since being introduced and although they are not as resistant as Premier no serious damage has been suffered, though in some sections slight frost damage has been reported.



Fairfax Berries Are Just As Delicious As They Are Beautiful

Cuyahoga County, Ohio
April 29, 1939

Plants arrived in good condition and were good stock. I am looking forward to a good crop from my Fairfax, which were planted last year. I never saw such fine plants as I now have, and they are set full of buds.

Yours truly,
C. Minderhout

**RAYNER'S
FAIRFAX and DORSETT
Known For The Early
Money Crop**

PREMIER

HEAVY YIELDS! LARGE PROFITS!

In the fifteen years we have been producing strawberry plants, Premier has outsold any other variety two to one. The less widely planted varieties have shifted continually in volume of sales during that time, but Premier has been the constant leader. This certainly shows beyond a doubt the popularity and profit earning ability of this fine variety. In some localities and under certain conditions, other varieties are far superior to Premier, and are more profitable; but, in the northern and northeastern part of the country, when grown under average conditions, we feel Premier is one of the best and most profitable of the early berries. In the South, Premier is soft and lacks flavor, and here it is not firm enough for commercial planting, although the flavor is quite good. Farther north or at higher altitudes, firmness and flavor improve greatly. A really fine early berry that is exceptionally hardy and dependable, and, taken year after year, is the most certain and profitable of the early varieties. Does well on practically all types of soil, and, through its hardiness and free, low blooming habit, is very frost resistant, and, therefore, adapted to almost any location.

GROWTH—A very vigorous variety making a good bed on all types of soil. Producing satisfactorily on even poor soil with ordinary care, but will respond well to fertile soil and good cultivation. The plants are hardy and very resistant to foliage troubles, holding up well at fruiting time, shading the fruit very satisfactorily during the long fruiting season.

SIZE—The first berries average large to very large, but due to Premier's tremendous productiveness, they have a tendency to run down during the last of the season as so many berries are set that it is practically impossible for them all to size up unless the soil and weather conditions are very favorable.

FIRMNESS—Fruit is quite firm when grown in the sections to which Premier is well adapted, and as markets are usually quite close in this area, it is very satisfactory, but not recommended for long hauls or refrigeration.

FROST RESISTANCE—This is Premier's great advantage over all early varieties, as no other variety will withstand the frost, Premier will, and yet produce a good crop of fruit. Actually Premier blooms so profusely, if some of the blossoms are killed by frost, it is only a much needed thinning, and the berries will be of better size and the crop more valuable. Occasionally, it is severely damaged by continued heavy frosts, but we have never yet heard of a total failure from frost injury. A mighty fine record for a twenty-year old variety.

QUALITY AND FLAVOR—In the sections where Premier is most popular, the flavor and quality are very good; however, in the South, the flavor is poor and almost insipid. Premier is at its best in the North and Northeastern states.

PRODUCTIVENESS—Everyone knows of Premier's productiveness. Under some conditions, they have been equalled or even bettered, but for heavy production under general conditions, are still the undisputed leader.



P R E M I E R

The Old Standard Money-Maker

HOWARD 17 (Premier). This variety is really Premier or vice versa. It is conceded it was really originated by Mr. Howard but was widely advertised as Premier before introduced as Howard 17 and is generally known by that name except in the New England states. Are officially known as Howard 17 in the State Experiment Stations and by the U. S. Department of Agriculture. Regardless of name, it is a mighty fine variety. For full description see Premier.

Blakemore

U.S.D.A. Yellows Free Strain is Leading All Strains in Yield and Profits

A cross of Premier and Missionary, originated by the U. S. Department of Agriculture and released by them in 1930. Blakemore has quickly taken the lead over all southern shipping berries, except in Florida where Missionary is more suitable. All over the southeastern states it has shown itself outstanding as an early shipper. Surpassing Premier in firmness, color and carrying qualities.

GROWTH—Being one of the most heavy bedding varieties, Blakemore will make an abundance of plants on comparatively poor land and on rich soil or in the north thinning is necessary to obtain satisfactory size and yield. If this is neglected the results are sure to be disappointing, the berries will be small and the yield poor, but if properly thinned Blakemore will make a very good showing even under very dry conditions. The foliage is very clean and holds up well all through the fruiting season.

SIZE—The berries are of medium size somewhat smaller than Premier at the first picking, but for the entire season they average about the same.

PRODUCTIVENESS—Blakemore, though not quite as productive as some varieties, will produce well above the average and on the poorer soils, almost equal to the best. For best yields do not let the plants become too thick in the row.

FIRMNESS—Blakemore is very firm and can be shipped long distances safely. This fine shipping quality has made it the most popular variety for the southern sections, where the distance to market is often 1,000 miles or more. The light red color of the fruit is also retained well, and the berries do not turn dark, even when very ripe. In fact, the light color is retained to such a degree that should unfavorable weather or shortage of

labor delay picking several days, the berries will hang on the vines with no loss from decay or over-ripening. This exceptional firmness and ability to retain their light color makes Blakemore one of the most valuable commercial varieties.

QUALITY AND FLAVOR—The quality of Blakemore is very good; the flesh is fine textured, firm and a light even red to the center. The flavor is also very fine, although somewhat acid, is superior to most of the present commercial sorts.



**Our Plants
Are Certified**

A Perfect Shipper, Firm and Attractive

The plants we are offering are of the Albany, Ga., yellows free strain, distributed by the U. S. Dept. of Agriculture in 1938.

SOUTHLAND Originated by the U.S.D.A. and introduced in 1932. Southland has filled a definite need for a home garden or local market berry for the south of exceptionally high dessert quality, beauty and large size. While not sufficiently firm for general planting as a commercial variety, many growers have found Southland more profitable than the regular commercial sorts when properly grown and carefully handled. Southland is a vigorous variety, making a well spaced bed of medium large plants; the foliage is dark green and glossy, free from leaf spot and scorch. The fruit is large, uniform and glossy, with depressed seed. Colored a medium light red to the center, and this color is retained until very overripe. Finest dessert quality and flavor.



New Early - Wonderful For The Southern Garden

An exceptionally fine home garden berry for the Southeast, very attractive, of the finest flavor and very productive, however, the skin is too tender for a first class commercial berry unless handled very carefully. For that purpose we would recommend Fairmore.

ORIGIN—The Daybreak (N. C. 419) originated from a cross between Missionary and Fairfax made by George F. Waldo in 1931, in the U. S. Plant Field Station near Glenn Dale, Maryland. The seedlings from this cross were taken to Willard, North Carolina in 1931, and it was among the selections made in 1932 and 1933. In 1934 and again in 1935, it was outstanding in vigor, and in the extent of the early crop. In 1937 and 1938 tests by co-operating growers in Pender, Duplin, and Columbus Counties indicated it was worthy of introduction as a home garden variety in eastern North Carolina. The Daybreak is as vigorous as Fairmore, and more vigorous than any other commercial variety in eastern North Carolina, making a heavy matted row, which may quickly become too dense. The leaves are large and deep green, and have not been seriously injured by leaf diseases in eastern North Carolina, and it is considered resistant to leaf scorch and leaf spot. Pollen production

is abundant, even in the first flowers to open, though all the berries are not fully pollinated, and the primary berries and flowers are very large.

The ripening season normally begins several days before that of Blakemore, and often 10 days before that of Missionary. Though its ripening season in most years is short, the Daybreak is usually as productive as Blakemore and Missionary. The berries are larger than those of Blakemore, but not so large as those of Fairmore. They are oval to long, blunt conic in shape, with a pronounced neck. It is very uniform in shape. The color is glossy crimson, similar to that of Fairfax, but it turns dull more quickly, if the berry is picked very ripe. The skin is tender, which makes it more susceptible to bruising than Blakemore. The flesh is rich, bright red and tender. The flavor is sub-acid. Under normal conditions in eastern North Carolina, it is very aromatic and richer than either Fairfax or Missionary. Most people seem to prefer its flavor to that of any other variety.

MISSIONARY An old, dependable shipping variety, largely grown in Florida and other southern states. Does well in all types of soil and especially well in the lighter types. Is very popular with the juice men. We believe Blakemore a better variety generally, with the exception of in Florida where the Missionary is still the leading variety. The fruit is rather tart, dark red in color, of medium size and has a very attractive appearance. A heavy producer and sizes up the entire crop well.

SHELTON (Conn. No. 123)—Developed at the Connecticut Agricultural Experiment Station at New Haven, Conn. by the crossing of two inbred lines. Shelton looks promising as a second early variety, usually producing the bulk of its crops a day or two ahead of Premier. Last year it produced as much fruit as Premier, but in previous years, has been slightly less productive.

Shelton combines the attractiveness of Chesapeake with much of the productiveness of Premier, and has fine quality and flavor. The fruit is very regular in size and shape, and is bright and attractive. The seed is prominent and bright yellow, very similar to Chesapeake. The bright color and fresh appearance of the fruit is retained longer after picking than any of the varieties commonly grown in Connecticut.

Shelton makes an abundance of plants and should be given wide spacing.

We have had Shelton and Hebron in our test plot for the last three years. Both have been productive and very attractive, but are not as good as when growing in Connecticut; therefore, we assume they are best adapted to the latitude and to conditions similar to those of Connecticut. Shelton is worthy of trial as a general market and shipping berry, especially in those localities where Chesapeake is grown and appreciated.



Shelton Berries Are Firm And Attractive

RAYNER'S PLANTS AND SERVICE PLEASE

DRESDEN

**NEW!
EARLY!**

A very promising new early berry developed by the New York Experiment Station at Geneva, New York, (No. 10183). We have been watching Dresden since 1937 and it has been exceptionally fine everywhere we have seen it on test—at Mt. Carmel, Conn., New Brunswick, N. J., Beltsville, Md., and at Oswego and Geneva, N. Y. In our tests here, it has always been outstanding. Dresden is about the same season as Premier and will probably be adapted to similar areas and conditions. Is usually much larger and more productive. At Beltsville in 1938 Dresden was the largest and the most productive of any variety we have ever seen. The vines were just loaded with giant berries almost as large as peaches.

The fruit is very similar to Catskill in shape; the first berries are usually somewhat rough and irregular, mostly flat, wedge shape, a light even red, with slightly receding seed. The flesh is medium firm, but the skin tough. It should stand shipping as well or better than Premier. A fine addition to the present strawberry varieties which we are confident will soon be as widely planted and as popular as Catskill. A true leader in Size, Beauty and Productiveness.

GROWTH—Sets plants quite freely, making a good fruiting row of very large crowned plants. The plants are vigorous and free from leaf troubles. The foliage holds up well at fruiting time.

FROST RESISTANCE—Starts blooming very early and usually continues for a week to ten days. This habit should prevent Dresden from suffering any great injury from late frosts. We have seen no frost injury in the last three years.

SIZE—The berries are very large, even larger than Catskill, and the entire crop is sized up nicely. The first berries are usually very irregular in shape, similar to Catskill in that respect. They are a light even red, which does not darken when the berries are overripe. Are several shades lighter than Premier. Have a high gloss and are very attractive.

QUALITY AND FLAVOR—Good, but not outstanding.

FIRMNESS—Dresden is medium firm and has a tough skin. Should be satisfactory under the same conditions as Catskill or Premier. Would require careful handling for long distance shipping.

PRODUCTIVENESS—Dresden is so new there are no large plantings, but in all the test plots where we have seen it, it was exceptionally productive. What appealed to us every time we saw Dresden, was its productiveness, beauty and large size. In every test, it stood at, or close to, the top in yield, in comparison to such heavy producers as Premier, Catskill and Pathfinder.

We are very proud to offer such a promising variety as Dresden, and we recommend it for trial as an early berry, especially where Catskill is successful. With Dresden's many fine characteristics, we believe it will mean bigger profits for berry growers.



The New Dresden, Very Large and Productive

Mercer County, Pa.
July 6, 1939

A year ago I bought 5000 Premier strawberry plants from you, and have just finished picking the finest crop of berries I have ever seen. My plants started bearing early and were still bearing after other patches in my locality were done. I have always found that your plants do give best results, and will be glad to recommend them at any time. The berries were large right up to the last picking.

However, I wish to ask you some advice; as I did not get a new patch set out early this spring, I would like to hold my old patch over for next year. Would you tell me the best method of doing this?

Sincerely,
J. W. Ashe

Cumberland County, Pa.
February 2, 1939

An enclosing order for 400 more strawberry plants. The 1,000 Premier I purchased from you two years ago did fine. Have a nice bed for this year.

I have given your catalog to Mrs. Mummat, who wishes to place an order.

Yours very truly,
Ralph Hawbecker

Erie County, Pa.
May 4, 1939

We had originally planned to set our own plants; but through a customer of yours, Mrs. Mary Kelly, we decided that your Premier plants are much better.

Yours very truly,
Thomas Muscarella

PATHFINDER

LEADER IN THE MID-SEASON FIELD

A new early mid-season berry that promises to soon be a leader in its season. Developed from a cross of Premier (Howard 17) and Aberdeen made at the New Jersey Agricultural Experiment Station in 1928, and after extensive tests in New Jersey and nearby states definitely established its superiority over many of the older varieties of the same season, it was introduced in 1938. Is recommended by the New Jersey authorities as especially adapted to conditions from the latitude of New Brunswick, New Jersey north; however, it has been very satisfactory here, producing an exceptionally heavy crop of medium to large fruit every year since 1936. Compares favorably with Premier in quality and firmness; is much more uniform and decidedly more attractive.

Another very desirable characteristic of Pathfinder inherited from its Aberdeen parent is marked resistance to root diseases. We consider Pathfinder one of the finest of the recent introductions in Productiveness, Uniformity and Dependability.

GROWTH—The plants are large with an exceptionally long dense root system, and from its performance here in two dry seasons, is less affected by drought than any of the older sorts, producing heavily when other varieties in adjoining rows were almost total failures because of insufficient moisture. Sets plants quite freely and on very rich soil may become dense; under normal conditions sets a good fruiting row. The foliage is dark green and resistant to disease.

SIZE—The first fruit is about the size of Premier and runs down very little as the season advances. Very satisfactory in this respect. The berries are very smooth and uniform.

COLOR—A medium to light red, which is retained to a marked degree. Does not turn dark when overripe. The berries are blunt, round conic, and very uniform all through the season.

QUALITY & FLAVOR—Would rate with Premier in this. The quality is very good and flavor mild sub-acid.

FIRMNESS—Again rates with Premier. We do not consider Pathfinder a berry for rough treatment plus 1,000 mile hauls, but it is plenty firm enough for all practical purposes.

PRODUCTIVENESS—This is where Pathfinder really excels. Every report we have mentions its great productiveness, and with us it has yielded with the best. You will not be disappointed with your crop of Pathfinder.

DEPENDABILITY—Since 1935, we have been watching Pathfinder, and they have always made a good crop, are apparently very resistant to frost injury. A mighty good variety that has all the characteristics of a real money maker. Try them this year.



PATHFINDER

GLOSSY, UNIFORM AND ATTRACTIVE

Sullivan County, New York
May 3, 1939

Received the plants in fine condition. They are now in the ground. Thank you very much for sending my small order so promptly; also, for all advice on how to plant them. Thanking you again, I am

Respectfully,
Miss Margaret A. Quinn

Berkshire County, Mass.
May 18, 1939

These plants are 100% perfect. I have not lost but very few so far; less than 25 plants out of the entire order. Better plants can not be purchased. You can count on an order from me sometime this fall for spring delivery. Thanking you, I remain Yours very truly,
Joseph B. Davis

Dickinson County, Michigan
April 30, 1939

The berry plants that I received from you in March were sure nice plants, although I had to heel them in for sometime. However, I never lost a plant, although, until the last of April, there was frost in the ground. We had a late spring.

Let me know if I can get plants from you about the middle of April.

Yours truly,
John Evans

Rockland County New York
May 17, 1939

I wish to thank you very much for such fine plants and for all the extra ones. They are all doing nicely, in spite of the fact that I had to heel them in sometime before planting.

I hope within the next two or three years to be able to plant one acre in asparagus so that I will have a local retail business. When I do, I certainly know where to get good stock.

Yours very truly,
Leo H. Kelloker

Big Joe

Popular
Old
Mid-
Season
Variety

Until the introduction of Catskill, Big Joe was the best and most popular mid-season variety, ripening just as the early varieties were ending, and ripening the major portion of the crop in the first three or four pickings, usually catching the market when large, attractive berries were at a premium. However, Big Joe has definite soil preferences, and as the blossoms are borne above the foliage and practically all open at once, is subject to severe injury should frosts occur when it is in full bloom.

GROWTH—Big Joe makes an abundant plant growth, the plants are strong and vigorous with exceptionally healthy foliage. The fruit stalks are strong and upstanding and the fruit borne well off the ground.

SIZE—The berries are large to very large, of slightly flat conic shape, very regular. However, under dry conditions, after the second or third picking, the berries often run down badly in size. With sufficient moisture, the last of the crop is sized up satisfactorily.

QUALITY & FLAVOR—The quality of Big Joe is very good, the flavor fine and full bodied, has a very pleasing tang which is distinctive of the variety. Many people consider it one of the finest flavored varieties. The color is a medium light red clear through that does not darken after picking.

FIRMNESS—The fruit is quite firm and ships very well. Somewhat less firm than Chesapeake or Fairfax, Big Joe is more firm than Premier or Catskill and will stand long hauls and refrigeration very satisfactorily, probably the best of the mid-season sorts in this respect.

PRODUCTIVENESS—With favorable conditions is a very heavy producer of large attractive fruit. However, Big Joe is very sensitive to soil and weather conditions. Sometimes it will be very productive and profitable to one grower yet on an adjoining farm is unsatisfactory. Considering these facts, our suggestion is, if you know and like Big Joe, by all means continue with it, if not, try it out before planting any large acreage, to ascertain if it is suited to your soil and conditions.



BIG JOE

ABERDEEN

When first introduced, Aberdeen met with only fair success, as many growers felt they were not quite firm enough to meet their needs. However, with its productiveness, plus immunity to the various root diseases, many growers are turning to Aberdeen, feeling these advantages more than offset its shortcomings. Aberdeen makes a good fruiting row, the plants are quite large and seldom become too dense. The fruit is large, of a medium light red, holding this light color even when overripe, quality and flavor are good, although none too firm and should be handled carefully to avoid injury. Picking in the morning and late afternoon, when it is cool, will help greatly in keeping the fruit in good condition. Properly handled and sold on nearby markets, Aberdeen often brings better returns than varieties superior in both quality and firmness. Usually, Aberdeen is as productive as Premier, and fully as attractive. A profitable variety when properly handled, that fills a definite need, especially where the berries can be moved quickly and the hauling distance is short.

SEN. DUNLAP (Dr. Burrell). A good home garden and canning variety of long standing. For many years very popular in the north and central states. We do not recommend them south of the Mason-Dixon line. The plants are very hardy and vigorous and are the most freely bedding variety we have, with the possible exception of Blakenore. The plants are small and should not be permitted to become too thick in the row. A heavy producer of medium sized, dark red fruit of fair quality. The greatest advantage of Dunlap is its ability to make a good growth and produce heavily under almost any condition.



**Rayner's Vigorous
Plants in The Field or Bunch
Mean Better Planting Stock**



PLANT THE BEST; IT COSTS NO MORE.



100 Acres of Correctly Grown Strawberry Plants Waiting Your Order at Rayners.



Rayner's Plants that Please Plus Good Cultivation, Resulted In A Beautiful Field and A Large Profit Crop For This Pennsylvania Grower.

For Peak Performance

Better Marketing - Bigger Profits

To realize the maximum of pleasure and profit from your berries, there are some points that must be considered beyond the actual production of the fruit.

1. Plant only such varieties as produce firm, attractive fruit of high dessert quality, which are adapted to your locality and market.

2. Set your berries on good, rich soil, that is well drained, retentive of moisture and in good mechanical condition. Plants that are well fed will produce larger berries.

3. Take special care that the plants do not become too crowded in the row. Encourage the early runners to root as these will produce more and better berries than the late runner plants. A bed 18 to 24 inches wide with the plants spaced 6 to 9 inches apart in the bed is ideal for heavy production of high quality fruit. Fruit will be more firm and there will be less decay in wet weather, as a result of the improved ventilation.

4. Keep the berries closely picked so that they do not become too over-ripe and in so doing lose their quality and appearance.

5. Care in picking and handling will aid greatly in retaining the high quality of the fruit. This should receive special attention when the berries are to be shipped long distances or are to be kept for two or three days. Berries that are bruised and crushed will often mold quickly while fruit handled carefully will keep in good condition. The berries should be kept as cool as possible and not be permitted to stand in the sun any longer than is absolutely necessary.

6. Careful grading will also aid greatly in maintaining high quality. All decayed and imperfect fruit should be discarded and any undersized berries packed separately.

7. Mulching will aid greatly in keeping the berries clean during a rain and also keep the ground cool and moist. This practice is a great aid in producing high quality fruit.

8. Always use new or clean packages, these greatly enhance the appearance of the fruit and make selling much easier. Dark, dirty crates and baskets should never be used. Quite often dark, unattractive packages will detract twice as much from the selling price as new containers would have cost.

9. Have your baskets well filled. Everyone likes good measure, give it to them, it PAYS.

Marketing--This should receive very careful consideration as it is one of the major items in relation to your profit. Of course every grower must work out his marketing method to meet his or her particular requirements, however, the method used should be the one that will realize the very best price for the crop. Should you have a nearby market and your acreage is not too large, by all means retail your berries; in this way you save the transportation costs and the middleman's profit goes into your own pocket. These are two large items and should not be expended unless no other course is available. Of course, with a large acreage or when markets are at considerable distance the large wholesale markets must be used.

If you are located close to a well traveled highway, a roadside stand should solve your marketing problem nicely as you will be able to dispose of your berries and some other produce at good prices and eliminate the trouble and expense of hauling to some nearby city or town. Then there are grocery stores, hotels, and your own private customers, any or all of these may fit into your marketing program. Whatever method you decide on bear in mind that **It Pays To Advertise**. Grade your berries carefully. Give full measure, grow varieties that are sweet and good and above all let people know you have them. But do not fall down on your grading no matter how many orders you have to turn down. If you do, all the time and effort you have spent in building up a reputation as a grower of quality berries will quickly be lost.

When shipping to the wholesale markets grading is just as important as when selling locally. The transportation costs are the same, crates and picking the same, whether the berries are of the very best quality or are poor, but there will be a great difference in the returns from fancy berries and just ordinary ones. There is always enough spread on wholesale markets so that by commanding top quotations your berries will show a nice margin of profit.

Susquehanna County, Pa.
May 5, 1939

I have set berry plants for fifteen years, and would like to tell you that these plants were the best I ever saw, and were packed and sent in the best condition. I don't think I have lost but one plant.

Yours,

L. A. Pierson

Catskill

FIRMLY ESTABLISHED AS THE MOST PRODUCTIVE AND PROFITABLE MIDSEASON BERRY

Introduced in 1933, Catskill is now the most widely planted mid-season variety in the North and Northeastern states. Its enthusiastic acceptance has almost equalled that of Premier twenty-five years ago. With us, Catskill is now outselling any other mid-season or late variety, and grower acceptance is the most positive indication of the value of any new variety. Practically every grower who planted Catskill when it was first introduced now considers it his main mid-season berry. The fruit is very large and attractive, although the first berries are often irregular and somewhat rough. A very heavy and persistent yielder, sizing the entire crop better than most varieties. Very dependable, has never failed to make a crop since it was first introduced. Well adapted to conditions where Premier is successful, and, because it is several days later, may be more profitable for markets which tend to be glutted with early berries. Generally, Catskill is far superior to Big Joe, is adapted to a wider range of soil types, is far less susceptible to frost injury and is more productive. However, the berries are not quite as firm and may not hold up quite as well in long distance shipment. For markets within a reasonable distance, Catskill is one of the most dependable and profitable mid-season varieties.

GROWTH—In habit of growth Catskill is equal to Dorsett or Fairfax and is one of the most vigorous varieties we have ever seen, and although we have noticed a few traces of leaf spot, the foliage is so vigorous that no ill effects were caused.

SIZE—The berries are very large and under average conditions, the entire crop sizes up well. Many of the largest berries are coxcomb and are of somewhat irregular shape; however, the berries are of such large size as to make a most pleasing package.

QUALITY AND FLAVOR—Both the quality and flavor are good though not outstanding. We consider them better in this respect than Big Joe or Aberdeen, but not equal to such varieties as Fairfax or Chesapeake.

FIRMNESS—The largest berries of any variety are not as firm as those of average size, and as most Catskill berries are exceptionally large, they should be handled carefully to avoid crushing and bruising. More firm than Aberden or William Belt, and about equal to Dorsett.

PRODUCTIVENESS—Catskill is one of the most productive varieties yet introduced. Although there are not as many blooms as on some varieties, the large size of all the berries is responsible for this exceptionally heavy yield. Apparently resistant to frost injury, as since its introduction, it has equalled Premier in resistance. We recommend Catskill as one of the most dependable, most productive and most profitable mid-season berries.



A
Dish of
Catskill
Berries

Berks County, Pa.
March 29, 1939
Received my strawberry plants
in very fine condition. Please
ship me as soon as possible, 300
more Catskill strawberry plants.
Thanks for your prompt atten-
tion to my order.
Yours truly,
Albert F. Hein

Chesapeake

THE SUPREME *Late* BERRY

Introduced 38 years ago, Chesapeake has been widely planted and is still the most popular and profitable late berry in the North central and North eastern states. Is the most popular berry grown in the northeast under irrigation, where its lateness, high dessert quality and large size are so desirable. As Chesapeake is not a free plant maker, should be planted on rich, moist soil, well supplied with humus and given careful cultivation to grow it at its best. Properly grown, there is no late berry that compares with Chesapeake in quality, beauty, uniformity and profit.

QUALITY—The quality and flavor of Chesapeake are very fine, far superior to any other late berry. Without its other good points, Chesapeake would be a desirable sort, simply for this high dessert quality; but, this, combined with firmness, disease and frost resistance, and productiveness, truly make it an ideal late variety. Chesapeake is equally desirable for the home garden, local market, or for commercial growing.

SIZE—The berries are large to very large and hold their size well to the end of the season. This is possible through the large vigorous plants, always spaced well in the bed and they never set more fruit than they can size up. This is another reason why Chesapeake is a favorite of the consumer.

FIRMNESS—Chesapeake is an excellent shipping berry. The fruit is firm as any late berry including Lupton. For commercial growers this is very important as the condition of the fruit when it

reaches the market always is an important factor in the price received. With Chesapeake's firmness and good keeping qualities, top prices are the rule for this variety on the large wholesale markets.

GROWTH—To get a good fruiting bed Chesapeake should be set in rich, well manured soil, they respond to good cultivation and the soil should be stirred ground them often during the growing season. The foliage is strong and healthy, very resistant to leaf spot and other foliage troubles, holding up well until the whole crop is harvested. Chesapeake blooms very late and by so doing escapes late frosts, much as Premier does through its resistance and abundance of bloom.

PRODUCTIVENESS—As a late variety Chesapeake is very productive. Although they do not set an abundance of fruit, as some varieties do, they set plenty to produce a mighty fine crop of large marketable berries which practically all size up, right to the last picking.

AROMA The most popular late shipping berry for the South and South Central States. The growth is fairly vigorous, making a well spaced bed of medium sized plants; the foliage is low, and the stems are borne to the ground by the weight of the fruit. The fruit is large, bright, attractive, and very firm, and the entire crop sizes up very well. Aroma has a full measure of the essential characteristics for a profitable long distance shipping berry. They have been, and still are, a real money maker for many growers.

**QUALITY!
PROFITS!**



Philadelphia, Pa.
March 31, 1939

I wish to acknowledge receipt of your letter and catalog, and also the splendid 1,050 strawberry plants which arrived in No. 1 condition for planting, for which please accept my best thanks. We have had very cold rains since they arrived last Monday, which hampered my planting. However, plants are beginning to shoot new leaves. I and my wife and daughter feel very proud of them.

I shall follow your directions in your Berry Book to the letter, and you may rest assured of all my future orders.

Yours respectfully,
Paul J. Kamper

Lycoming County, Pa.
April 20, 1939


Just set 3,000 of your Premier plants and am well pleased with them.

Yours very truly,
S. C. Koons

Chesapeake Berries Are Large, Firm and Delicious

Wm Belt

A fine old variety that has enjoyed great popularity in the Northern states. Because it is susceptible to leaf diseases, is not successful in the South. In a favorable climate, Wm. Belt is a vigorous grower, making a well set matted row, and producing a fine crop of large, attractive fruit of high quality. The fruit is a bright glossy red, with a vivid green calyx, and, although many of the berries are coxcomb, they make a very attractive package. Firm enough to make an ideal local or nearby market variety of such high quality and beauty that many growers still place Wm. Belt as the best late berry for their conditions.




WM. BELT

LUPTON As a late shipping variety Lupton is very hard to equal. The plants are strong, vigorous and free plant makers on all types of soil. We recommend this variety especially where it is hard to get a satisfactory bed of Chesapeake. Lupton is productive of large glossy red fruit with an attractive green cap. The outward appearance of the fruit is very similar to Chesapeake, is very firm and ships well but the flavor is mild and the texture is dry and mealy, therefore, Lupton is unsuitable for home garden, local market or for those who are building up their own retail trade. First grown in New Jersey, Lupton is steadily gaining popularity in Maryland, Delaware, Pennsylvania and other nearby states.

VERY LATE VARIETIES

GANDY Long recognized as the leading extra late berry, fruit is medium large, firm and attractive, slightly acid. Very productive under favorable conditions. For those who have moist springy soil it is a profitable variety. Should be well fertilized for best results. Blooms very late, escaping late frosts. Plants vigorous and good plant makers, thinning necessary on very rich soil.

PEARL As a whole, this variety is very similar to Gandy. Both are of the same season. Pearl is slightly more vigorous and productive. The fruit too, is very similar, averaging fairly large, light red, round conic, very uniform, flavor slightly acid but not enough to be objectionable. As is true of all very late berries it is always best to plant them on springy, moist soil. For best results Pearl should be well fertilized in the spring before growth starts in order that they may mature their whole crop of fruit. A fertilizer containing a liberal amount of phosphoric acid and nitrogen and little or no potash, is our recommendation. As Pearl is a prolific plant maker, thinning is sometimes advisable when planted on a rich soil or when weather conditions are very favorable.



LUPTON

Shelby County, Indiana
March 20, 1939

Am enclosing an order for strawberry plants for this season. We ordered plants from you in 1935 and were well pleased with them. I am glad to tell my friends about Rayner's plants.
Yours respectfully,
Thomas J. Nugent

Lincoln County, Nebraska
February 28, 1939

Please book the enclosed order and ship at the correct time. Have used your plants for several years, and they have been most satisfactory.

Yours very truly,
Jones Baughman

Carbon County, Pa.
March 6, 1939

Am enclosing order for 1,500 strawberry plants. I have been more than pleased with plants from you for the last three years, and this is my fourth year.

Yours very truly,
Luther A. Beers

HEBRON

(CONN. NO. 111)—A promising new late variety developed by the Connecticut Agricultural Experiment Station at New Haven, Conn. Hebron was developed from the crossing of inbred lines similar to the method practiced in producing hybrid corn. This practice was perfected at the Connecticut Station.

Hebron is a late variety, is very attractive in color and general appearance. In three year's trial at Mt. Carmel, Conn., it has given as good yields as Premier; when carried over and fruited the second year, it yielded more than Premier, Pathfinder or Catskill. The fruit is not sufficiently firm for long distance shipping.

At Mt. Carmel, Conn., Hebron is quite vigorous, making a good fruiting row of medium sized plants, which are free from leaf spot and scorch. The fruit is attractive, usually medium to medium large; tart, with fair flavor. We recommend Hebron for trial from the latitude of New Haven, north, for nearby markets.



HEBRON, LATE AND PRODUCTIVE

Fairfield County, Ohio
March 6, 1939

An enclosing order for 1,000 Blakemore plants. I ordered plants of you once before, and we were well satisfied. The plants proved to be good and produced a fine crop for us.

Sincerely yours,
W. R. Slater

Erie County, Pa.
May 4, 1939

Thank you for your prompt shipment of strawberry plants and asparagus. They certainly seemed to be in fine shape, and I appreciate the additional plants you sent me.

Very truly yours,
V. B. Bruce

GENERAL ADAPTABILITY OF STRAWBERRY VARIETIES

To aid you in selecting the best varieties for your plantings we are giving here the sections where each variety is generally best adapted. We are also making notations on the varieties that may become too dense in the rows making thinning or spacing necessary. However, all varieties will produce larger and better fruit when plants are spaced about 6 to 9 inches apart in the bed.

Early Varieties

BLAKEMORE
DAYBREAK
DORSETT
DRESDEN
FAIRFAX
FAIRMORE
MISSIONARY
PREMIER
SHELTON
SOUTHLAND

Best Adapted

South, Southwestern and Central States
Southeastern section
All sections except far South
New, probably all sections except far South
All sections except far South
South, southeastern section
Florida and far South
All sections except far South
New, New England states and westward
Southern section

Should Plants Be Spaced

Will increase size and yield
Will increase size and yield
Will increase size and yield
Only on rich soils
Only on rich soils
Will increase size and yield
Seldom necessary
Seldom necessary
Prob. increase size and yield
May be beneficial

Mid-season Varieties

ABERDEEN
NORTHSTAR
PATHFINDER

Middle Atlantic and Northern States
North eastern and North central
North, Middle Atlantic and North
Central States

Only on rich soils
Not necessary
Only on rich soils

SEN. DUNLAP

Midwestern and Western States

May be beneficial

BIG JOE
CATSKILL

All sections except far South
All sections except far South

Only on rich soils
Only on rich soils

Late Varieties

AROMA
CHESAPEAKE
HEBRON
LUPTON
WM. BELT

Central and South Central States
All Northern Sections
New, New England states and eastward
Middle and North Atlantic States
Northeastern States

May be beneficial
Not necessary
Prob. increase size and yield
Only on rich soils
Seldom necessary

Very Late Varieties

PEARL
GANDY

Middle, North Atlantic
and North Central States

Will increase size and yield
Will increase size and yield

Everbearers

GEM
MASTODON

All sections except far South
All sections except far South

Will increase size and yield
Will increase size and yield



Rayner's



Yield Large Crops of Delicious Fruit During Late Summer and Fall

In many cases the everbearers are the most useful and valuable of strawberries. No home garden can be complete without them. The small amount of additional attention they require is repaid many times in fresh delicious berries all through the late summer and fall. Any one who takes pride in their garden will find great pleasure in having large, attractive strawberries, out of the regular season. Be sure to have at least one of the everbearers in your garden this year.

The Market Gardener and the commercial berry grower may find the everbearers a valuable addition to their regular list. The prices of Strawberries during the late summer and fall are always high for good grade fruit, thus one who has moist springy soil which contains an abundance of humus or has the facilities for irrigation, would be in a position to realize good profits from everbearers. As with all strawberries, the everbearers require an abundance of moisture if they are to develop the fruit to a large size, this should be kept in mind when selecting the site for an everbearing field. Only moist, springy soil, which contains sufficient organic matter to conserve the moisture, should be used, unless you have irrigation. With irrigation any fertile, well drained soil will be suitable.

1. **Varieties**—Mastodon and Gem are the best varieties for either home garden or commercial market. They are large, firm and productive. Making good yields during the summer and fall and producing heavily in the spring. There are other varieties superior to them in flavor but are so lacking in other desirable characteristics we cannot recommend them.

2. **Plants and Planting**—As the everbearers are under the dual strain of making growth and producing fruit, the plants should be strong and vigorous and should be planted just as early as possible. This enables the plants to become developed earlier and will produce more and better fruit.

3. **Blossoms**—All blossoms should be removed until the plants become well developed, this is usually about the middle of July. If blossom removal is continued longer the fruit will be larger but total yield will be materially reduced.

4. **Training**—For largest size and heaviest fall production the hill system, in which all runners are kept off, will develop very large individual plants and all the effort of the plant goes into the production of fruit instead of the production of runners. The runners may be removed by hand which requires much hand labor and is slow, tiresome work or by using a length of 7 or 8 inch stove pipe with the lower edge sharpened and a wooden handle nailed in the upper end. This is pushed down firmly over each plant and all runners are cut off with one motion. This is a great time and labor saver where soil is reasonably free from stones. The plants should be set 15 inches apart in rows 2 to 2½ feet apart. The spaced row gives very satisfactory yields and good sized fruit. The plants are set 15 inches apart in rows 3 to 3½ feet apart, the first runner plants are encouraged to root and are spaced diagonally from the mother plant. After these are developed all runners are removed as they appear. We have seen some very good fall crops from everbearers grown in matted rows when the plants were not too dense and the weather during the late summer and fall, was favorable. However, with very dense rows and with insufficient moisture we have seen them not worth picking. For the matted row plants are set 15 to 18 inches apart in rows 3½ feet apart. If everbearers are grown in matted rows, care should be taken that they do NOT become too densely set.

Enclosed find order for 100 Everbearing plants. We had 25 plants last year, and they were very fine, had plenty of berries from these few plants.

Yours truly,

John C. Dahl

Rockland County, New York
May 3, 1939

MASTODON

90 DAYS FROM
PLANTS TO
PROFITS



APPEARANCE!
FLAVOR!
SELLS THEM

LATE
SUMMER
MASTODON

More Widely Grown Than Any Other Everbearer

With the introduction of Mastodon in 1925, the Everbearers first became valuable for the market gardener and the commercial grower, and since its introduction, Mastodon has enjoyed full leadership of the Everbearing varieties and is more widely planted than any other sort. Until the introduction of Gem, there was no variety which would compare with it for firmness, productiveness, size of fruit, vigor and adaptability, and for all around commercial value. Mastodon is now considered by many growers as their most profitable variety, and with its ability to produce a heavy spring crop, equal in value to many of the standard sorts, there is now no more risk attached to growing Everbearers than any of the commercial varieties. Of course, moist fertile soils are necessary for the Everbearers to do their best during the summer and fall.

GROWTH—Is very strong and vigorous, a clear dark green, very resistant to leaf spot. Good foliage, while very important in a standard variety, is doubly important in an everbearer. First in shading the fruit from the hot suns during the summer and fall, then in developing and protecting a heavy spring crop. Mastodon has a full measure of all the inborn qualities necessary for heavy production.

SIZE—For the summer and fall crop the berries are medium to medium large, often running to large under favorable conditions. The spring crop is large to very large, the berries averaging about the same as Big Joe in size, ripening in mid-season.

QUALITY AND FLAVOR—During July and early August, under high temperatures, the quality and flavor is often rather poor, but as it becomes cooler both improve very quickly. From the middle of August until hard freezing weather in the fall,

the quality is very good and the flavor good. The spring crop is excellent, better than many of the standard varieties.

FIRMNESS—The berries are firm enough to withstand shipment for moderate distances. We do not recommend distances of over 100 miles for summer and fall fruit. The spring crop will compare favorably with Premier in firmness. To obtain the best prices for Everbearers, it is wise that a grower retail his crop, as the fruit ripens steadily over a long period, and in this manner, the maximum profit from the crop will be received.

PRODUCTIVENESS—Mastodon will rank very productive during the summer and fall, and in spring production is even more outstanding, equaling many of the standard mid-season varieties. If Mastodon were not an everbearer, it would be very valuable just for the spring crop, and this, coupled with its everbearing ability, makes it a really valuable variety.

More Growers Are Planting RAYNER'S MASTODON Each Year

GEM A Fine Everbearer. Very Productive of Firm, Smooth, Attractive Fruit

Although Gem has been better with us than Mastodon, from the reports we have, it is not adapted to as wide a range of soil or climatic conditions as is Mastodon, and apparently is not equal to it in many sections. Where Gem is successful, it is a mighty fine variety, making plants quite freely and is very productive of medium large, almost round, berries, which are very uniform, bright and attractive. The berries are more uniform and more firm than Mastodon, and, under favorable conditions, it is fully as productive. The berries are a light, even red and ship very well. Gem has all the desirable characteristics for the home garden or local market, and this, plus its exceptional firmness and ability to hold its light color even when over-ripe, will please the most critical commercial grower, even though his market is at considerable distance. If you can grow Gem successfully, we know you will want it again; if not, try it first before planting heavily.

GROWTH—Gem makes a very vigorous growth, setting an abundance of medium size plants that may need thinning when grown on rich soil. The foliage is very healthy, showing no more leaf spot than Mastodon.

PRODUCTION—For an Everbearer, Gem is very productive, being a persistent producer all through the summer and fall, on until hard freezing weather. We have picked ripe berries that were frozen solid, and there were plenty of green berries and blossoms still on the vines. The spring crop is about equal to the average standard mid-season variety. However, with an exceptionally heavy spring crop, the yield during the following summer and fall is often light. Some growers remove the spring blossoms, which will greatly increase the summer and fall crop. The plants bloom very profusely in the spring, and it is doubtful if the value of the increased yield will offset the additional labor and loss of the spring crop, unless one has a very good market for the summer and fall fruit.

FIRMNESS—Gem is fully as firm as Mastodon and the skin is quite tough, will carry very well. With us, their carrying quality is superior to any of the other Everbearers.

SIZE—Gem berries all run quite large in size, are almost round and very uniform. They do not have as many berries on each fruiting stem as does Mastodon, but size up all the berries well, and you hardly ever find a very small or cull berry.

COLOR—The appearance of the berries is very pleasing; they are a bright red, much lighter than Mastodon and carry a very high gloss, which, coupled with their light green cap and uniformly large size, will quickly break down any sales resistance in a prospective buyer.

QUALITY AND FLAVOR—As Gem is a very heavy pollen producer, the fruit is all exceptionally well developed; the flesh of a firm, even texture, with no hard or tough core. In our opinion, the flavor is superior to Mastodon.

Sweet Potato Seed and Plants

MARYLAND GOLDEN
Due to many requests, we are offering this year, Maryland Golden sweet potato seed and plants. This variety has a beautiful gold colored skin with pink meat. It produces heavily, maturing the crop very early, and has become the leading variety in all eastern markets. It is known throughout the East for its wide adaptability and delicious flavor.

Price List

	1 bu.	5 bu.
Maryland Golden Seed.....	\$2.25	\$10.00
Redgold Seed.....	3.75	17.50

(If a larger quantity is desired prices on request)
We can fill orders for seed at any time, as they will come direct from our storage houses.

Plants will be ready any time after May 25th

	250	500	1,000
Maryland Golden Plants	\$1.25	\$2.00	\$3.00
New Redgold.....	1.75	2.75	4.00

All prices F.O.B. Salisbury, Md.

Introducing! Introducing! Introducing!

NEW REDGOLD

This is a selected sport of Maryland Golden, having a bright red skin and deep golden colored flesh. When cooked, they are slightly more moist than Golden, but not as moist as the Nancy Hall. They consistently have a beautiful sweet potato shape as you will notice in the picture below, and will not grow as large as the Golden; thus, giving you a much smaller quantity of Jumbos. As they seem to size up the small potatoes better, we have found the yield to be equal and often heavier than with Golden. The percentage of U. S. No. 1's is always larger.

Through their disease resisting ability, this variety has proven itself to be one of the best keepers, showing very little shrinkage, even after being in storage six months or longer. We are offering these at amazingly low prices, and as the supply is very limited, would suggest that you place your order immediately to avoid disappointment.



A Field of Rayner's New Redgold Sweet Potatoes Harvesting 439 Bu. No. 1's Per Acre.

Delicious Strawberries in The Garden

Below are two garden collection of the finest varieties which are selected for the high quality of the fruit, and to give a long fruiting season, plus an everbearer, which will produce large, delicious berries all through the late summer and fall, and again in the spring with the standard sorts.

Small Family Garden

- 25 FAIRFAX (early)
- 25 BIG JOE (mid-season)
- 25 CHESAPEAKE (late)
- 25 MASTODON (E.B.)

100 Plants
FOR ONLY

99c

50 OF EACH
200 PLANTS, for only

\$1.49

This garden will supply the small family with plenty of fresh berries throughout the entire season.

Large Family Garden

- 100 DORSETT (early)
- 100 FAIRFAX (early)
- 100 CATSKILL (mid-season)
- 100 CHESAPEAKE (late)
- 100 MASTODON (E.B.)

500 Plants
FOR ONLY

\$2.95

These are selected varieties, all heavy producers of large berries; will give you plenty of fruit to use, and some to sell.

All Gardens F.O.B. Salisbury, Md.

We Suggest These Varieties For Strawberry Success

Select heavy producing varieties of large, high quality fruit, which are adapted to your section and requirements, keeping in mind their soil preferences, frost and disease resistance. Planting those varieties which will extend the fruiting season over a long period. Following are listed the better varieties:

- PREMIER** Early—Productive, frost resistant. Very dependable.
- DORSETT** Finest flavor, very attractive. Must be well grown and carefully handled. Very productive when properly grown.
- FAIRFAX** Large, rich appearance, highest dessert quality, a money maker for the careful grower. Productive.
- BLAKEMORE** Very Early—Best southern commercial variety, light red, firm, and an excellent shipper.
- NORTHSTAR** Medium Early—A very promising new variety for moist rich soils. Very attractive, firm and apparently frost resistant.
- FAIRMORE** New Southern shipping berry, larger, more firm, and of better quality than Blakemore. Offered for trial.
- DRESDEN** From Geneva, N. Y., New early berry, very large and very productive, good quality. Recommended for trial. Very promising.
- SHELTON** From New Haven, Conn., New early, high quality, productive and attractive. Good shipping berry under Connecticut conditions. Recommended for trial.
- CATSKILL** Best Mid-Season—Very productive of large berries, dependable, and profitable.
- BIG JOE** An old favorite of fine quality. Very susceptible to frost injury.
- CHESAPEAKE** Best Late—Equally fine for shipping, home garden, or local market. High dessert quality. Requires rich moist soil, not a free plant maker.
- WM. BELT** Fine quality, but subject to leaf spot. Has been very popular in the Northern states.
- LUPTON** Good shipping variety, but of poor quality.
- HEBRON** From New Haven, Conn., New late variety, very attractive and productive. Suited to nearby markets, not sufficiently firm for long distance shipping.
- GANDY** Both very late, productive and profitable when grown on soils containing plenty of humus, that hold moisture well.
- PEARL**
- MASTODON** Most popular everbearer, widely planted, and well liked. Needs moist rich soils for good summer yield.
- GEM** Better than Mastodon here. Fruit smooth, uniform and firm. Persistent producer, good shipper.

RAYNER'S CULTIVATED HY-BRID FOR REAL

● Cultivated Blueberries are making big money
Plant now that you too

Attempts to improve the wild blueberry by breeding were first made by Dr. Frederick V. Coville of the U. S. D. A. in 1909, and from this work has grown a new and very profitable industry. Until recently, cultivated blueberries could be grown successfully only on natural blueberry soil. Such land is usually rough and far from good roads, requiring much labor and expense to get it in condition for planting. On soils of this type, which have a high water table and are abundantly supplied with turf, leaf mold and other organic matter, clean cultivation is practiced right up close to the plants. All attempts to grow cultivated blueberries on upland soils in this manner failed; the plants simply refused to make satisfactory growth. A small planting on the N. J. Experiment Station farm near New Brunswick, N. J., cultivated in this manner for several years, simply stood still; the plants lived but failed to grow. Finally, it was decided to put the plants under a deep permanent mulch of salt hay. The following year the plants made good growth and have continued to do so ever since. We have been watching this planting for five years, growing on the uplands of N. J., and it is fully as productive as plantings on the finest natural blueberry soil—yielding as high as six quarts of large, delicious berries per plant.


Our experience was the same with a small planting of Pioneer made in 1931. Cultivated faithfully for four years, the plants simply stood still. Following the practice of New Jersey, we decided to mulch with pine needles. Every year since, the plants have made a nice growth, often as much as eighteen to twenty-four inches, and have produced good yields.

The cause of this great response of blueberries to mulching on upland soils is really very simple. The blueberry is very shallow rooted, yet requires a large quantity of moisture. Cultivation on upland soil causes the drying out of the top soil, while conserving the moisture deeper down; thus, the blueberry plant, with its shallow roots, is feeding in this dry top soil. With the deep permanent mulch, moisture is retained right up to the surface of the soil and the roots are not disturbed.

These findings open a wide field for the growing of blueberries, which are now, by far, the most profitable of the bush fruits. The permanence, high profit possibilities and the dependability of cultivated blueberries make them the one fruit crop you should be sure to consider.

ADAPTABILITY—Cultivated blueberries are being successfully grown from North Carolina to the Northern boundary of the country, and are generally adapted wherever wild blueberries and huckleberries are found. As cultivated blueberries are now being grown only in limited areas, we do not feel any exact limit of their adaptability has been established, and would suggest small plantings anywhere except in the deep South or where the soil is alkaline or very dry.

SOILS—On natural blueberry soils having an abundance of humus and a fairly constant high water table, blueberries grow well under clean cultivation. Such soils must have good surface drainage, or the plants may be injured, while small, from too constant flooding after heavy rains. Planting on wide ridges, six or seven inches high, will greatly reduce the danger of injury. This practice of ridging is now generally followed on this type of soil. On regular soil, the site selected for the blueberry planting should also have good surface drainage, be well supplied with humus and retentive of moisture. It should be borne in mind that the productiveness of a blueberry planting depends largely on the moisture supply in the upper soil, which may be maintained by applying a heavy permanent mulch. Blueberries require a somewhat acid soil, growing well on soils ranging from p.h. 3.8 to 5.5. Soils having a higher p.h. value should not be used. For small plantings, large holes may be dug and filled with soil having the desired p.h., with humus in the form of peat or leaf mold added.



Cluster of
Blueberries;
Delicious
and Profitable Fruit

PLANTED BLUEBERRIES YIELD BIG PROFITS

Profits for growers; often returning \$500.00 or more per acre annually.
You may enjoy these big profits.

PLANTING—For commercial planting, plants are set every four feet in rows eight to ten feet apart. Where mulching is to be practiced, the wider row is desirable, as many varieties of blueberries reach a height of six to seven feet and a width of five to six feet. Plants should be set slightly deeper than they grew in the nursery, with the roots well spread out. When planting, we place a thin layer of pulverized peat and sand, which has been soaked and mixed half and half, below and above the roots. We feel this makes an ideal rooting medium, and will keep the plant well supplied with moisture until it becomes established. So far, we have never lost a plant. Before planting, one-half to two-thirds of the top growth should be pruned off. Blueberry plants have beautiful foliage and, when dormant, the bright colored wood is very attractive, making them very desirable as ornamental plants. This, plus their large delicious fruit, should give them a place in every home planting. Blueberries are tolerant to partial shade. For the home planting, plants may be set in whatever manner is convenient, giving them about thirty-two square feet of space to each plant.

MULCHING—On all but natural blueberry soil, mulch should be applied as soon as the plants are set. Such materials as straw, salt hay, sudan grass, pine needles, or leaves may be used, applied at the rate of six to eight tons per acre. Further applications should be made each year in such quantities as are required to maintain the mulch. With individual plants, mulch should be applied over an area six to eight feet square.

POLLINATION—It is generally conceded that many or all of the cultivated blueberries tend to be self-sterile. Therefore, two or more varieties should be planted to insure good pollination; usually one or two rows of each variety, alternating across the field.

YIELDS—Cultivated blueberries are very productive. According to observations by one Experiment Station, yields that may be expected after the first two years are as follows:

3rd year.....	960 qts. per acre
4th year.....	1,920 qts. per acre
5th year & thereafter.....	2,560 qts. per acre

We have reports of yields of 4,000 quarts per acre, but this was made on very good soil in the eighth year, and weather was very favorable. Given proper care, a blueberry planting will be profitable and productive for fifty to seventy-five years, and possibly longer. A field of selected plants produced 2,336 quarts in its twenty-third year, and as the present hybrids and selections are far more productive and the fruit much larger, better yields than this could be expected.

FERTILIZER—The application of commercial fertilizer has given a very marked increase in the

yield and size of fruit. Applications up to 600 lbs. per acre have been very profitable, and indicate that even heavier applications would pay. A mixture of 100 lbs. nitrate of soda, 100 lbs. dried blood, 400 lbs. rock phosphate and 66 lbs. sulphate of potash has given good results on soils with a p. h. value below 5.0. On less acid soils, sulphate of ammonia should be used in place of nitrate of soda. In Michigan, a standard 5-10-12 fertilizer has been used successfully.



Four Year Old Rubel Bush.

... Fruit on every twig the rule with **RAYNER'S** correctly grown Blueberry plants.

Prices and Varieties on Next Page

RAYNER'S CULTIVATED BLUEBERRIES

FOR REALLY BIG PROFITS



● Cultivated Blueberries are making big profits for growers; often returning \$500.00 or more per acre annually. Plant now that you too may enjoy these big profits.

Attempts to improve the wild blueberry by breeding were first made by Dr. Frederick V. Coville of the U. S. D. A. in 1909, and from this work has grown a new and very profitable industry. Until recently, cultivated blueberries could be grown successfully only on natural blueberry soil. Such land is usually rough and far from good roads, requiring much labor and expense to get it in condition for planting. On soils of this type, which have a high water table and are abundantly supplied with turf, leaf mold and other organic matter, clean cultivation is practiced right up close to the plants. All attempts to grow cultivated blueberries on upland soils in this manner failed; the plants simply refused to make satisfactory growth. A small planting on the N. J. Experiment Station farm near New Brunswick, N. J., cultivated in this manner for several years, simply stood still; the plants lived but failed to grow. Finally, it was decided to put the plants under a deep permanent mulch of salt hay. The following year the plants made good growth and have continued to do so ever since. We have been watching this planting for five years, growing on the uplands of N. J., and it is fully as productive as plantings on the finest natural blueberry soil—yielding as high as six quarts of large, delicious berries per plant.

Our experience was the same with a small planting of Pioneer made in 1931. Cultivated faithfully for four years, the plants simply stood still. Following the practice of New Jersey, we decided to mulch with pine needles. Every year since, the plants have made a nice growth, often as much as eighteen to twenty-four inches, and have produced good yields.

The cause of this great response of blueberries to mulching on upland soils is really very simple. The blueberry is very shallow rooted, yet requires a large quantity of moisture. Cultivation on upland soil causes the drying out of the top soil, while conserving the moisture deeper down; thus, the blueberry plant, with its shallow roots, is feeding in this dry top soil. With the deep permanent mulch, moisture is retained right up to the surface of the soil and the roots are not disturbed.

These findings open a wide field for the growing of blueberries, which are now, by far, the most profitable of the bush fruits. The permanence, high profit possibilities and the dependability of cultivated blueberries make them the one fruit crop you should be sure to consider.



Cluster of Blueberries; Delicious and Profitable Fruit

ADAPTABILITY—Cultivated blueberries are being successfully grown from North Carolina to the Northern boundary of the country, and are generally adapted wherever wild blueberries and huckleberries are found. As cultivated blueberries are now being grown only in limited areas, we do not feel any exact limit of their adaptability has been established, and would suggest small plantings anywhere except in the deep South or where the soil is alkaline or very dry.

SOILS—On natural blueberry soils having an abundance of humus and a fairly constant high water table, blueberries grow well under clean cultivation. Such soils must have good surface drainage, or the plants may be injured, while small, from too constant flooding after heavy rains. Planting on wide ridges, six or seven inches high, will greatly reduce the danger of injury. This practice of ridging is now generally followed on this type of soil. On regular soil, the site selected for the blueberry planting should also have good surface drainage, be well supplied with humus and retentive of moisture. It should be borne in mind that the productiveness of a blueberry planting depends largely on the moisture supply in the upper soil, which may be maintained by applying a heavy permanent mulch. Blueberries require a somewhat acid soil, growing well on soils ranging from p.h. 3.8 to 5.5. Soils having a higher p.h. value should not be used. For small plantings, large holes may be dug and filled with soil having the desired p.h., with humus in the form of peat or leaf mold added.

PLANTING—For commercial planting, plants are set every four feet in rows eight to ten feet apart. Where mulching is to be practiced, the wider row is desirable, as many varieties of blueberries reach a height of six to seven feet and a width of five to six feet. Plants should be set slightly deeper than they grew in the nursery, with the roots well spread out. When planting, we place a thin layer of pulverized peat and sand, which has been soaked and mixed half and half, below and above the roots. We feel this makes an ideal rooting medium, and will keep the plant well supplied with moisture until it becomes established. So far, we have never lost a plant. Before planting, one-half to two-thirds of the top growth should be pruned off. Blueberry plants have beautiful foliage and, when dormant, the bright colored wood is very attractive, making them very desirable as ornamental plants. This, plus their large delicious fruit, should give them a place in every home planting. Blueberries are tolerant to partial shade. For the home planting, plants may be set in whatever manner is convenient, giving them about thirty-two square feet of space to each plant.

MULCHING—On all but natural blueberry soil, mulch should be applied as soon as the plants are set. Such materials as straw, salt hay, sudan grass, pine needles, or leaves may be used, applied at the rate of six to eight tons per acre. Further applications should be made each year in such quantities as are required to maintain the mulch. With individual plants, mulch should be applied over an area six to eight feet square.

POLLINATION—It is generally conceded that many or all of the cultivated blueberries tend to be self-sterile. Therefore, two or more varieties should be planted to insure good pollination; usually one or two rows of each variety, alternating across the field.

YIELDS—Cultivated blueberries are very productive. According to observations by one Experiment Station, yields that may be expected after the first two years are as follows:

3rd year.....	960 qts. per acre
4th year.....	1,920 qts. per acre
5th year & thereafter.....	2,560 qts. per acre

We have reports of yields of 4,000 quarts per acre, but this was made on very good soil in the eighth year, and weather was very favorable. Given proper care, a blueberry planting will be profitable and productive for fifty to seventy-five years, and possibly longer. A field of selected plants produced 2,336 quarts in its twenty-third year, and as the present hybrids and selections are far more productive and the fruit much larger, better yields than this could be expected.

FERTILIZER—The application of commercial fertilizer has given a very marked increase in the

yield and size of fruit. Applications up to 600 lbs. per acre have been very profitable, and indicate that even heavier applications would pay. A mixture of 100 lbs. nitrate of soda, 100 lbs. dried blood, 400 lbs. rock phosphate and 60 lbs. sulphate of potash has given good results on soils with a p. h. value below 5.0. On less acid soils, sulphate of ammonia should be used in place of nitrate of soda. In Michigan, a standard 5-10-12 fertilizer has been used successfully.



Four Year Old Rubel Bush.

... Fruit on every twig the rule with RAYNER'S correctly grown Blueberry plants.

Prices and Varieties on Next Page

PROFITS—Since the introduction of the large, delicious, cultivated varieties of blueberries, prices have been very high, ranging from about 30c to \$1.00 per quart. There is never sufficient fruit available to supply the ever increasing demand, and, so far, the potential market for cultivated blueberries has only been scratched. Recently, one of the largest receivers of fresh fruits on the New York market told us they were only receiving a few crates a day in the peak of the season, while they could use at least 300 crates daily at practically the same price. While on many of the smaller wholesale markets, cultivated blueberries have never been offered.

We have been watching the progress of the cultivated blueberries for the past eight years, and with the development of better varieties and improved cultural practices, we decided "there was gold in them thar blues" for most fruit growers, and we felt it our duty to our customers to tell them about it. We have a limited supply of plants of the best varieties and although plants are still quite scarce, our prices are very reasonable. Plant some this year and get started in this new and profitable business.

CABOT (Early) — Bush is rather low and spreading, seldom reaching a height exceeding 4 feet. One of the earliest varieties, a good producer, excellent flavor, and a good shipper. Fruit is large, firm and attractive. A fine commercial or home variety.

JUNE (Early)—Begins ripening a few days before Cabot. The entire crop ripens quickly, usually a week or more before the last picking of Cabot. Medium high bush, with small leaves. Productive, firm and of good quality.

CONCORD (Mid-Season). Is liked by many of the old blueberry growers. The bush is upright, and, at maturity, often exceeds 6 ft. in height. Young growth is bright red in winter, making it an attractive bush when defoliated. Productive and of good quality. Berries ripen a few days ahead of Rubel and are very large.

Our Blueberry cuttings are personally selected from heavy producing plants; propagated here in our nurseries under our personal supervision. By this method we are able to give you well developed plants from heavy producing strains at very reasonable prices.

Prices of Blueberry Plants

	Each	6 to 11 Each	11 to 50 Each	51 to 100 Each	100 or more Each
3-6 in., 1 yr.....	\$.45	\$.40	\$.37	\$.35	\$.30
6-12 in., 2 yr.....	.75	.60	.50	.45	.40
12-18 in., 2 yr.....	.95	.85	.70	.60	.55
18-24 in., 3 yr.....	1.20	.95	.85	.80	.70

Middlesex County, N. J.
May 24, 1939

I have been wanting to write to you ever since I received my cultivated blueberry bushes, with which I am very pleased. One is going to have 4 or 5 berries on it; but, my plants are growing beautifully, that's all we can expect this year.

I also wish to thank you for the fine strawberry plants. They are also doing fine. The plants were wonderful; didn't lose a single one. They are my hobby in my small garden, and the Everbearing I purchased from you last year are a picture. The healthiest I have seen anywhere.

Thanking you very much, I remain,
Very truly yours,
Mrs. Charles Bloodgood

STANLEY (Mid-Season). Ripens about with Rancocas. Has a tall, vigorous bush, with large, thick, shiny leaves. The berries are large, firm, with an excellent flavor. Productive.


RANCOCAS (Mid-Season). One of the most popular varieties. Ripens about two weeks after Cabot. The bush is tall, vigorous, and attractive. Fine quality, and an excellent shipper.

PIONEER (Mid-season)—The first named variety developed as a result of blueberry breeding. The bush makes a fairly vigorous spreading growth, hardy and productive. The wood has a dark red winter color. Fruit ripens in mid-season; ten days to two weeks after Cabot. The berries are large, light blue, firm, sweet and have a fine flavor. Excellent shipping variety.

RUBEL (Mid-Season). One of the finest of the wild selections, Rubel was discovered in the pine barrens of New Jersey and is a parent of many of the present hybrids. The bush is upright, very vigorous, hardy and productive. Fruit is medium large, light blue, very firm, and ships well. The quality is fairly good, although somewhat acid. Rubel is widely planted and is well liked by many commercial growers because of its productivity, firmness and desirable growth characteristics.

SCAMMEL (Late)—A variety that is especially adapted to southern conditions. Is not sufficiently hardy in exposed locations in the north, but has given fine results as far south as North Carolina. The bush is medium high, productive of large, firm fruit of excellent flavor. Ships very well.

JERSEY (Late). The bush is upright, vigorous and productive. The berries are very attractive, firm, of fine quality, and very large. Ship well. Jersey is ideal for home or commercial planting.



**For Large Yearly Profits
Set Rayner's Vigorous
Early Bearing Blueberries**

GRAPE VINES

Delicious! Productive! Dependable!

Rayner's grapevines have proven their superiority to many commercial growers; also to the many thousands who have purchased them in past years for home gardens. Grown right here on our nurseries in the best type of selected soil, properly cultivated and sprayed, with just the correct amount of plant food added throughout the growing season to develop large, healthy wood and long fibrous roots, these vines are packed with vitality and ready to grow into a vineyard that will be a pride and profit to any grower.

Grapes are truly the household fruit. They are adapted to any locality, and will do well in any well drained soil. Are very easily grown, and should not be overlooked by anyone who has any spare ground. If you have an acre or so of non-producing land on your farm, a stony hill top, or some spot that has been useless, set it to Rayner's productive Grape Vines this spring, and you will soon be realizing a neat profit from this otherwise unproductive soil. When setting your plants prune the roots to about 8 to 10 inches long, and the tops to about two buds from the trunk, dig the holes large enough so you can spread the roots well out, planting about 10 to 12 inches deep.

AGAWAM Vigorous and productive, vine hardy. Grapes and bunches are both large, fruit reddish brown, tender and of excellent flavor.

CACO A new red grape, vigorous, hardy and productive. Berries are large, bunch is very compact, and of good size. Exceptionally high quality and flavor. Very sweet. About a week earlier than Concord.

CONCORD The old reliable by which all other grapes are judged. The vines are vigorous and hardy. Producing a heavy yield of deep purple grapes of fine quality and flavor, in large compact bunches.

MOORE'S EARLY About two weeks earlier than Concord. Vigorous, hardy and productive. Fruit black, of fine quality and flavor.

NIAGARA The leader of the white varieties. Growth is hardy and vigorous. Productive of greenish white fruit changing to light yellow when fully ripe. Quality and flavor very good. Skin is tough though thin.

WORDEN Vigorous hardy and productive. Quality and flavor similar to Concord of which it is a seedling. Several days earlier and the berries are larger. A valuable addition to the grape family.


CATAWBA Hardy, fast growing and productive. Late ripening. Fruit is large, firm and of high quality. Copper red in color, almost black when full ripe. Borne in large compact bunches.

FREDONIA A very promising early black grape, ripening two weeks earlier than Concord. The growth is vigorous and hardy. Very productive of medium sized, compact clusters of large round berries, with a thick, tough skin. The flesh is firm, juicy, and of fine quality.

DELAWARE The bunches are small and compact. The berries are small with a thin skin, are light red in color. Very attractive. An exceptionally good keeper and shipper, and resistant to black rot. Unusually rich, sweet flavor, very hardy. About the same season as Concord.

DIAMOND (white) An early white grape, favorably known in many sections. Very hardy and very productive. Bunches are compact and the berries of medium size, firm and of fine quality.

ONTARIO (white) A comparatively new white grape developed by the New York State Experiment Station. A vigorous grower, very productive of large, compact bunches of fine quality. Early. One of the finest white grapes.



**FANCY
CONCORD
GRAPES**

Price list on page 35.

SET RAYNER'S BETTER GRAPE VINES THIS SPRING

RASPBERRIES

Rayner's
DEPENDABLE

FOR BIGGER CROPS

EXTRA VIGOR
GROWTH
PROFITS

Rayner's dependable raspberry plants are all strong and vigorous, have been twice inspected and are disease free and healthy; the kind of plants that, given ordinary care, will produce big profitable crops of fancy, delicious fruit that will return top prices. Raspberries are easily grown, and with Rayner's plants, big returns are the rule. Plant a field this year, and assure yourself of an increased income for many years.

Select a good piece of ground, that is slightly elevated, prepare the soil thoroughly. It is advisable to spread the land with manure before planting. Spring planting is considered best in most sections. For hill system the usual distance to plant is 5 ft. by 5 ft. If the hedge system is desired plant 3 ft. apart in rows which are 5 to 7 feet distant. Before planting the tops should be cut back to 6 inches or less, the plants should be set slightly deeper than they formerly grew. Cultivate frequently enough to retain moisture and kill weeds, but be sure not to cultivate over 2 to 3 inches deep next to the plants. After the fruiting season remove all fruiting canes, cutting them close to the ground and burning them, this will help prevent disease and greatly aid the new growth. Do not allow over 8 to 10 canes to grow to the plant, remove all weak canes and suckers, so as to throw all the strength into the young bearing canes. Topping canes in the early spring will strengthen the canes and aid in picking. Raspberries respond readily to fertile soil, and sufficient fertilizer or manure should be used to keep your soil in good fertile condition.



CUMBERLAND
RASPBERRY

RED RASPBERRIES

LATHAM (Red). This variety has proven its merits as being the leader of all red raspberries. It is a very heavy producer of large uniform berries, a very attractive red in color being unusually firm, with very good shipping qualities. Its proven ability for heavy production of high quality fruit has placed it as the most profitable red raspberry.

CHIEF (Red). This new early variety is a strong rival to Latham, having out-produced them in a few tests, it ripens about 10 days earlier. You will have a heavy producing berry patch by planting Chief for an early, and Latham for mid-season. Growth is hardiest of all varieties, very vigorous and productive. Berries a good size, of even better quality than the Latham, a beautiful bright red, and firm enough to stand long shipments.

ST. REGIS (Everbearing Red.) The most profitable of the everbearers. Fruit is bright red, of good size and quality. Fruiting season is very long, fruiting on the old canes until late August, then the young ones will begin bearing, and will continue until hard frosts. Makes a hardy growth which is resistant to virus diseases.

NEWBURG (Red). A New Red Raspberry that has shown to be practically immune to mosaic. Originated by the New York Experimental Station at Geneva. Is a cross of Newman and Herbert. The plants are vigorous, hardy and very productive, in fact the weight of the fruit is so great the canes are often bent to the ground, making supports necessary. The fruit is very large, firm and does not crumble, is superior to Latham in quality and ripening a few days before Cuthbert. Is a bright red in color. Newburgh is unsurpassed in keeping and shipping qualities. Try them this year.

TAYLOR (Red). A very valuable new red raspberry developed by the New York Experiment Station. The plants make a strong vigorous growth, and are very productive of large bright red fruit that does not turn dark after picking or when overripe. This is a very desirable characteristic for the commercial grower. The fruit ripens late in the season and is of excellent flavor. An outstanding variety that merits a thorough trial.

BLACK RASPBERRIES

CUMBERLAND (Black). This variety has been the favorite with growers, being more widely planted than any other black raspberry because of its productiveness, and high dessert quality. Berries are very large and firm, ripens in mid-season. Makes a very hardy growth.

NEW LOGAN (Black). A new early variety that is very resistant to all virus diseases. It is a very heavy producer of large handsome black berries that hold their size and freshness well throughout the season. Ripens about a week ahead of Cumberland, all berries ripen in a short period, thus you will have heavy pickings instead of light pickings over a long season. A very hardy grower of long canes, that will probably do best if topped in early spring.

SODUS (Purple). A new purple raspberry developed by the New York Agricultural Experiment Station. Makes a strong vigorous growth, and is very productive of large, delicious, deep purple berries, which do not crumble even when very overripe. Excellent for canning or dessert use. Sodus is very drought resistant, and is one of the largest and most productive purple raspberries. **Prices on page 35.**

Rayner's Strong Vigorous Asparagus Roots


Seed Selected for Big Profitable Crops

Asparagus is one of the most profitable of the early vegetables, and there is an ever increasing demand for this delicious and healthful vegetable; even small plantings are showing nice profits. Rayner's asparagus roots are grown from selected seed on rich deep soils and have heavy crowns with long thick roots. By digging with a special tool designed for that purpose and with proper handling and packing, these roots reach you packed with vitality; all ready to produce giant, tender shoots for your table or market, year after year. Good asparagus roots, with proper care, are productive for as long as twenty years. So why not plant the best, Rayner's Vigorous Roots.

Our strong one year roots are most economical and are best for the large planting, but the big two year roots will produce stalks large enough for cutting the second year, and a big crop each year thereafter. We recommend two year roots for home gardens and the smaller plantings. Asparagus grows best on light loamy soil, but is successful on practically any soil that has adequate drainage. Before planting, the soil should be thoroughly prepared and in good mechanical condition. Furrows are then run out eight to twelve inches deep, four to five feet apart, and roots are set down the furrows every twelve to eighteen inches, with the roots well spread out. The crowns are covered about three inches when first set, and when cultivating, the soil is gradually worked into the furrow until it is level. In this way, weeds and grass, which may be starting in the row, are smothered out. In the garden, holes may be dug the desired depth, large enough so that the roots can be spread out; cover lightly at first, and after the shoots have started, finish filling the holes.

Cultivation should be thorough and at intervals frequent enough to keep down weeds and to conserve moisture.

The size and quantity of shoots that are produced are largely governed by the plant food available during the preceding summer and fall, as during this period, reserve food is stored in the fleshy roots for producing the next spring's crop. Therefore, right after the cutting season, the field should be given a heavy application of stable manure, if available, or a complete commercial fertilizer, which is high in nitrogen, applied at the rate of 1,000 to 1,800 lbs. per acre. Be sure to have a row of this delicious healthy vegetable in your garden, for asparagus, with its long productive life, will repay you many times over for the small attention it requires.



Large, Tender Spears Are Easily Grown
With Our Strong, Vigorous Roots.

MARY WASHINGTON Since the introduction of the rust-proof Washington asparagus by the U.S.D.A., the Mary Washington strain has consistently been the most productive and dependable, and is considered by commercial growers as the best and most profitable. Therefore, we are growing it very early, vigorous and very productive of large uniform in size, shape and color than any of the older sorts.

only this one superior strain. Mary Washington shoots of the finest quality, and are more uniform. **Price list on page 34.**

Cumberland County, Pa.
May 12, 1939

Received the Mary Washington asparagus, and was very pleased. It is a great pleasure and satisfaction to deal with so fine a firm as you people, and I will be continuing to send to you for plants in the future.

Yours very truly,
Mrs. Pearl M. Cable

Walworth County, Wisconsin
May 30, 1939

Received the asparagus roots in very good condition on May 20th. I am very well pleased with them; they are growing nicely, and I thank you for sending me such good roots. I will order again later.

Yours sincerely,
S. Anderson

HEAVY
PRODUCING

PRICE LIST

GUARANTEED
PLANTS

Of Rayner's High Quality Strawberry Plants

When you place your order with Rayner Brothers you are sure of receiving plants of the very best Quality and Prompt Efficient Service at prices that represent a substantial saving. It is upon our ability to Please that we base our request for your orders. Prices quoted are f.o.b. Salisbury, Maryland.

Description on Page	EARLY VARIETIES	25	50	100	300	1,000	2,000 per 1,000	3,000 per 1,000	4,000 per 1,000	5,000 per 1,000
13 Blakemore		\$.25	\$.35	\$.60	\$1.25	\$3.25	\$3.15	\$3.05	\$2.90	\$2.75
14 Daybreak40	.60	1.00	2.10	6.00	5.80	5.60	5.30	5.00
10 Dorsett30	.40	.70	1.50	4.25	4.15	4.05	3.90	3.75
15 Dresden65	1.20	2.00	5.10	15.00
8 Fairmore40	.60	1.00	2.05	5.75	5.65	5.55	5.40	5.25
11 Fairfax30	.40	.70	1.55	4.50	4.40	4.30	4.15	4.00
12 Howard 1730	.40	.70	1.50	4.25	4.15	4.05	3.90	3.75
14 Missionary25	.35	.60	1.25	3.25	3.15	3.05	2.90	2.75
12 Premier30	.40	.70	1.50	4.25	4.15	4.05	3.90	3.75
13 Southland30	.40	.70	1.55	4.50	4.40	4.30	4.15	4.00
MID-SEASON VARIETIES										
17 Aberdeen30	.40	.70	1.50	4.00	3.90	3.80	3.65	3.50
17 Big Joe30	.40	.70	1.55	4.50	4.40	4.30	4.15	4.00
20 Catskill35	.45	.75	1.60	4.75	4.65	4.55	4.40	4.25
17 Dr. Burrell25	.35	.65	1.35	3.75	3.65	3.55	3.40	3.25
9 Northstar50	.75	1.25	2.75	7.75	7.65	7.55	7.40	7.25
16 Pathfinder35	.45	.80	1.65	5.00	4.90	4.80	4.65	4.50
17 Sen. Dunlap25	.35	.65	1.35	3.75	3.65	3.55	3.40	3.25
14 Shelton65	1.20	2.00	5.10	15.00
LATE VARIETIES										
21 Aroma25	.35	.65	1.35	3.75	3.65	3.55	3.40	3.25
21 Chesapeake35	.45	.80	1.65	5.00	4.90	4.80	4.65	4.50
23 Hebron65	1.20	2.00	5.10	15.00
22 Lupton25	.35	.65	1.35	3.75	3.65	3.55	3.40	3.25
22 Wm. Belt30	.40	.70	1.50	4.00	3.90	3.80	3.65	3.50
VERY LATE VARIETIES										
22 Gandy30	.40	.70	1.50	4.00	3.90	3.80	3.65	3.50
22 Pearl30	.40	.70	1.50	4.00	3.90	3.80	3.65	3.50
EVERBEARING VARIETIES										
26 Gem50	.65	1.00	2.25	6.75	6.65	6.55	6.40	6.25
25 Mastodon50	.65	1.00	2.25	6.75	6.65	6.55	6.40	6.25
ASPARAGUS ROOTS										
33 M. Washington 1 yr. No. 1 ..		.40	.55	.80	1.60	4.75	4.65	4.55	4.40	4.25
33 M. Washington 2 yr. No. 1 ..		.50	.65	1.00	2.25	6.25	6.15	6.05	5.90	5.75

125 to 275 plants at the 100 rate, 325 to 475 at the 300 rate, 500 or more at the 1,000 rate.
Write for Special Prices on Larger Quantities.


FREE!

\$1.00 Worth of Strawberry Plants

See Back of Order Sheet For Particulars

UNIVERSITY OF MARYLAND

COLLEGE PARK, MARYLAND DATE September 11, 1930.




STATE HORTICULTURAL DEPARTMENT
Certificate of Inspection

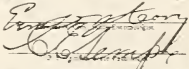
Degree of Number 47

This is to certify that on the 11th day of September 1930 we examined the variety known as their specimen at Salisbury County of Wicomico Maryland, in accordance with the law of MARYLAND 1928, Chapter 285, Section 28, and the said specimen and premises are approved, that we do not discriminate on inspection, from the State of New York, Peach, Victoria, Pear, Sugar and other differently named same, from said State of Maryland.

This Certificate is valid until September 30 1930 unless sooner received and does not include reciprocity with the State of Virginia, but such reciprocity is provided for by the State of Maryland and the State of Virginia.



J. P. Rayner
Director



W. H. Rayner
Inspector

OUR PLANTS
ARE
CERTIFIED

A COPY
OF OUR
STATE
CERTIFICATE
ACCOMPANIES
EVERY
SHIPMENT

WE WILL BE GLAD TO QUOTE DELIVERED PRICES.

Prices of Rayner's High Quality GRAPE VINES :: RASPBERRY PLANTS

The prices quoted below are F.O.B. Salisbury, Maryland. Purchaser to pay transportation charges. This stock is all strictly first class and is **Guaranteed to Please You.**

	GRAPES						
	Each	3	6	12	25	50	100
Agawam 2 yr., No. 1.....	\$.15	\$.40	\$.70	\$1.10	\$2.25	\$3.90	\$6.60
Agawam 1 yr., No. 1.....	.12	.35	.60	1.00	1.60	2.80	4.95
Catawba 2 yr., No. 1.....	.15	.40	.70	1.10	2.25	3.90	6.60
Catawba 2 yr., No. 1.....	.12	.30	.55	.85	1.60	2.80	4.95
Caco 2 yr., No. 1.....	.25	.70	1.25	2.50	4.75	9.50	18.00
Caco 1 yr., No. 1.....	.20	.55	1.00	1.80	3.50	7.50	14.00
Concord 2 yr., No. 1.....	.15	.35	.60	.95	1.50	2.50	4.60
Concord 1 yr., No. 1.....	.10	.30	.45	.65	1.25	2.10	3.50
Delaware 2 yr., No. 1.....	.19	.45	.80	1.40	2.40	3.90	6.60
Delaware 1 yr., No. 1.....	.14	.35	.60	1.00	1.60	2.80	4.95
Fredonia 2 yr., No. 1.....	.20	.60	1.15	2.25	4.25	8.00	15.00
Fredonia 1 yr., No. 1.....	.15	.40	.80	1.50	2.90	5.25	10.00
Moore's Early 2 yr., No. 1.....	.19	.45	.80	1.40	2.40	3.90	6.60
Moore's Early 1 yr., No. 1.....	.14	.35	.60	1.00	1.60	2.80	4.95
Niagara 2 yr., No. 1.....	.15	.35	.60	1.00	1.70	3.00	5.50
Niagara 1 yr., No. 1.....	.10	.30	.45	.70	1.50	2.50	4.50
Sheridan 2 yr., No. 1.....	.20	.60	1.15	2.25	4.25	8.00	15.00
Sheridan 1 yr., No. 1.....	.15	.40	.80	1.50	2.90	6.00	10.00
Worden 2 yr., No. 1.....	.19	.45	.80	1.40	2.40	3.90	6.60
Worden 1 yr., No. 1.....	.14	.35	.60	1.00	1.60	2.80	5.25

RED RASPBERRY PLANTS							
	12	25	50	100	250	500	1,000
Chief 1 yr., No. 1.....	\$.60	\$.95	\$1.45	\$2.40	\$5.25	\$9.75	\$19.00
Latham 1 yr., No. 1.....	.60	.95	1.45	2.40	5.25	9.75	19.00
Newburgh 1 yr., No. 1.....	.60	1.00	1.50	2.60	5.60	10.50	20.00
St. Regis E.B., 1 yr., No. 1.....	.60	.95	1.45	2.40	5.25	9.75	19.00
Taylor 1 yr., No. 1.....	.75	1.10	1.65	3.25	6.75	12.00	23.50

BLACK & PURPLE RASPBERRY PLANTS							
	12	25	50	100	250	500	1,000
Cumberland 1 yr., No. 1.....	\$.50	\$.75	\$1.25	\$2.20	\$4.40	\$8.00	\$15.25
New Logan 1 yr., No. 1.....	.50	.75	1.25	2.20	4.40	8.00	15.25
Sodus, Purple 1 yr., No. 1.....	.75	1.10	1.65	3.25	6.75	12.00	23.00

INSTRUCTIONS TO PURCHASERS

TIME TO ORDER—As soon as convenient after receiving this catalogue. Late in the season we may be out of some varieties, but if you order early, plants will be reserved until you are ready for them. Be sure to **PLANT EARLY!**

TIME OF SHIPMENT—From October 15th to May 1st. All orders filled after May 1st will be at purchaser's risk. We will use every precaution in our power to put the plants through in good condition.

PAYMENT—Cash with order, Money Order, Registered Letter, or Personal Check. Or one-fourth cash with order and balance before date of shipment.

REFERENCES—The Farmers & Merchants Bank, Salisbury, Md., Dun & Bradstreet.

GUARANTEE—100% satisfaction or your money back. Claims, if any, must be made within 15 days after receipt of goods. We cannot be responsible for flood, drought, insects or other conditions over which we have no control.

TRUE-TO-NAME—We use every precaution to have our plants true-to-name. Should any prove otherwise we will replace them or refund the purchase price, but at no time will we be responsible for any sum greater than that paid for the stock.

SHIPMENT—(Express) Shipment by Express is generally cheaper on 500 plants or more beyond the second zone and on all large orders.

PARCEL POST—On all orders under 500 Parcel Post is generally cheaper. Postage rates are given below. Be sure to send enough postage or plants will be sent C.O.D. for balance, any excess postage will be returned. If you do not know your Zone ask your Postmaster.

WE WILL BE GLAD TO QUOTE DELIVERED PRICES ON REQUEST

PARCEL POST RATES

STRAWBERRY PLANTS & ASPARAGUS ROOTS	Zones							
	1-2	3	4	5	6	7	8	
100 Plants...	\$.12	\$.15	\$.21	\$.27	\$.33	\$.41	\$.48	
200 Plants...	.16	.23	.35	.49	.61	.77	.92	
300 Plants...	.21	.31	.49	.70	.89	1.13	1.36	
400 Plants...	.25	.39	.63	.91	1.17	1.49	1.80	
500 Plants...	.29	.47	.77	1.12	1.45	1.85	2.24	
600 Plants...	.34	.55	.91	1.33	1.73	2.21	2.68	
700 Plants...	.38	.63	1.05	1.55	2.01	2.57	3.12	
800 Plants...	.43	.71	1.19	1.76	2.29	2.93	3.56	
900 Plants...	.47	.79	1.33	1.97	2.57	3.29	4.00	
1000 Plants...	.51	.87	1.47	2.18	2.85	3.65	4.44	

For one year Asparagus Roots add one third to strawberry rate, for two year roots add one half.

PARCEL POST RATES

ON RASPBERRY PLANTS AND GRAPE VINES	Zones							
	1-2	3	4	5	6	7	8	
1- 2 Plants...	\$.08	\$.09	\$.10	\$.11	\$.12	\$.14	\$.15	
3- 6 Plants...	.13	.17	.24	.35	.40	.50	.59	
7- 12 Plants...	.14	.19	.28	.38	.47	.59	.70	
13- 20 Plants...	.15	.21	.31	.43	.54	.68	.81	
21- 25 Plants...	.16	.23	.35	.49	.61	.77	.92	
26- 34 Plants...	.23	.35	.56	.80	1.05	1.31	1.58	
35- 50 Plants...	.33	.53	.87	1.28	1.66	2.12	2.57	
51- 74 Plants...	.35	.57	.94	1.39	1.80	2.30	2.79	
75-100 Plants...	.41	.67	1.12	1.65	2.15	2.75	3.32	

Express will be cheaper on all orders of 100 plants or more beyond the third zone.

PREMIER

Most Widely Adapted

- Early
- Frost Resisting
- Very Productive
- Profitable

Preferred by Growers



Truly
The Supreme
Late Berry

Chesapeake

Large, Productive
Delicious



RAYNER BROS.
Salisbury, Maryland