DECLASSIFIED E.O. 12065 SECTION 3-402/NNDG NO. 775013

GHQ/SCAP Records (RG 331, National Archives and Records Service)

Description of contents

(1) Box no. 3016

(2) Folder title/number: (3)
Nippon Hassoden K.K, - Saka Kojo

(3) Date: Sept. 1946 - Feb. 1951

(4) Subject:

Classification	Type of record
9230, 9617	z

(5) Item description and comment:
i) Hiroshima
ii) Includes Contents Lists

(6) Reproduction: (Yes) No

(7) Film no. Sheet no.

(Compiled by *National Diet Library*)

DECLASSIFIED E.O. 12065 SECTION 3-402/NNDG NO. 775013

Name: Nippon Hasoden (Saka Plant) Code No. 11-20

Date 22 January 1951

SECTION I
INVENTORY DATA

1. Total items originally inventoried: 234 W. A. Schofield

2. Originally inventoried items not available for allocation:

   a. EX items
      (1) Originally inventoried EX ____
      (2) Subsequently deleted from EX classification ____
      (3) Total (line a(1) less line d(2)) ____

   b. Subsequently released from custody
      (1) Woodworking* ____
      (2) Others* ____

   c. Destroyed SP* ____

   d. Subsequent losses from fire, theft, etc.* ____

   e. Released from dispersed location* ____

   f. Shipped to TID* ____

   g. Removed under PD* ____

   h. Removed on allocation ____

   i. ____

3. Total deduction from original inventory ____

4. Item missed from original inventory-subsequently picked up ____

5. Adjusted original inventory total (line 1 less line 3, plus line 4) ____

6. Subsequent additions to inventory

   a. Returned PD'd items* ____

   b. Added on evaluation ____

   c. ____

   d. ____

7. Inventory total ____

8. "U" items (Equip being used under SCAPIN 1131 Integrated Facilities ____

9. Total items available for allocation (line 7 less line 8) ____

SECTION II
MISCELLANEOUS

1. Non-inventoried items shipped to TID ____

2. Items inventoried under other plant code numbers (Not included in line 9, SEC I)

3. Authorized transformer capacity ____ KW

4. EX items subsequent to original inventory ____

* See reverse side

DECLASSIFIED E.O. 12065 SECTION 3-402/NNDG NO. 775013

OK
JSB
4/11/51

1A

NIPPON HASSODEN KK 11-20.
Saka Kojo
Section 1A.

DATE	SUBJECT	ISSUING HEADQUARTERS & INDORSEMENTS
21 NOV. 1949	INVENTORY DATA, (11-20) JAPAN ELECTRIC GENERATION & TRANSMISSION CO. LTD. SAKA STEAM POWER PLANT.	HIROSHIMA PREF. GOV'T. OFFICE. BASIC
26 Jan. 51	Inventory of Equipment in Certain Thermal ~~Electric Power Plants.~~	SCAP/CAS
16 Feb. 51	Inventory of Equipment in Certain Designated Reparations Thermal Electric Power Plants	Hiroshima International Trade & Industry Bureau

Section 1A. Inventory

DECLASSIFIED E.O. 12065 SECTION 3-402/NNDG NO. 775013

C O P Y

THE HIROSHIMA INTERNATIONAL TRADE & INDUSTRY BUREAU

16 Feb. 1951

Serial No. : 26 I Ki 385

To : Chief, Chugoku Civil Affairs Region

Through : Director, Chugoku Liaison & Coordination Office

Subject : Inventory of Equipment in Certain Designated Reparations Thermal Electric Power Plants

We have the honour of submitting reports on Saka (Hiroshima Prefecture), Onoda (Yamaguchi Prefecture) and Sanban Steam Power Plant (Okayama Prefecture), regarding the subject matter in accordance with 387.6 (19 Jan. 1951) CPC/AD memorandum) as per enclosed sheet.

/s/ Y. Awaya
.....
For /t/ Y. Hara
Director, Hiroshima
International Trade
& Industry Bureau

C O P Y

DECLASSIFIED E.O. 12065 SECTION 3-402/NNDG NO. 775013

OUTLINE OF MAIN UNITS OF EQUIPMENT
TO BE MARKED AT SAKA STEAM POWER PLANT.
(CODE NO. II-20)

II-20
Sect 14

The Japan Electric Generation
& Transmission Co., Ltd.

DECLASSIFIED E.O. 12065 SECTION 3-402/NNDG NO. 775013

OUTLINE OF MAIN UNITS OF EQUIPMENT
TO BE MARKED AT SAKA STEAM POWER PLANT

I. Steam Turbines

Identifying Mark	Description of Equipment		
S.T. I	1,550KW,	BBC,	1927
S.T. 2	12,500KW,	"	"
S.T. 3	"	"	"
S.T. 4	26,200KW,	M,	1935
S.T. 5	7,460KW,	"	1928
S.T. 6	"	"	"
S.T. 7	8,250KW,	Osaka Tekko,	1926

2. Generators

Identifying Mark	Description of Equipment		
Gen. I	1,940KVA,	BBC,	1927
Gen. 2	15,600KVA,	"	"
Gen. 3	"	"	"
Gen. 4	1,715KVA,	M,	1935
Gen. 5	31,250KVA,	"	"
Gen. 6	8,750KVA,	"	1928
Gen. 7	"	"	"
Gen. 8	"	H,	1926

3. Boilers

Identifying Mark	Description of Equipment

DECLASSIFIED E.O. 12065 SECTION 3-402/NNDG NO. 775013

OUTLINE OF MAIN UNITS OF EQUIPMENT

TO BE MARKED AT SAKA STEAM POWER PLANT

Bo. I	36.7 MT/Hr,	B&W,	I927
Bo. 2	"	"	"
Bo. 3	"	"	"
Bo. 4	"	"	"
Bo. 5	57.0 MT/Hr,	B&W,	I935
Bo. 6	"	"	"
Bo. 7	"	"	"
Bo. 8	25.4 MT/Hr,	B&W,	I928
Bo. 9	"	"	"
Bo.IO	"	"	"

4. Coal Handling Equipment

Identifying Mark	Description of Equipment
C.H. I	Crane 50 MT/Hr
C.H. 2	" I00 MT/Hr
C.H. 3	Belt conveyor I00 MT/Hr, 50.I3 M long
C.H. 4	" " 68.36 M long
C.H. 5	" I50 MT/Hr, 27.0 M long
C.H. 6	" " 46.8 M long
C.H. 7	" I00 MT/Hr, 59.5 M long
C.H. 8	" " 6.3 M long
C.H. 9	" " I9.4 M long

DECLASSIFIED E.O. 12065 SECTION 3-402/NNDG NO. 775013

OUTLINE OF MAIN UNITS OF EQUIPMENT

TO BE MARKED AT SAKA STEAM POWER PLANT

C.H. IO	Belt conveyor, IOO MT/Hr, 50.9 M long
C.H. II	Transporter, 70 MT/Hr, 42.0 Mlong
C.H. I2	" " 35.7 M long
C.H. I3	Jib crane, 70 MT/Hr
C.H. I4	Travelling coal bin, 20 MT/Hr
C.H. I5	Belt conveyor, IOO MT/Hr 20.5 M long
C.H. I6	" " 46.5 M long
C.H. I7	" " 4I M long
C,H. I8	" " 64 M long
C.H. I9	" " 49 M long
C.H. 20	" " 46 M long
C.H. 2I	" " 4I.5 M long
C.H. 22	Bucket conveyor, 70 MT/Hr
C.H. 23	" I5 MT/Hr

5. Stoker & Pulverizing Equipment

Identifying Mark	Description of Equipment
S.P. I	Chain grate stoker, 6.I M L.G X I.98 M W.D

DECLASSIFIED E.O. 12065 SECTION 3-402/NNDG NO. 775013

OUTLINE OF MAIN UNITS OF EQUIPMENT
TO BE MARKED AT SAKA STEAM POWER PLANT

S.P. 2	Chain grate stoker, 6.I M L.G X I.98 M W.D
S.P. 3	"
S.P. 4	"
S.P. 5	"
S.P. 6	"
S.P. 7	"
S.P. 8	"
S.P. 9	"
S.P. IO	"
S.P. II	"
S.P. I2	"
S.P. I3	Tube mill pulverizer, 5.I9 MT/Hr
S.P. I4	"
S.P. I5	"
S.P. I6	"
S.P. I7	"
S.P. I8	"
S.P. I9	Chain grate stoker, 4.95 M L.G X 2.7 M W.D
S.P. 20	"
S.P. 21	"
S.P. 22	"
S.P. 23	"
S.P. 24	"

DECLASSIFIED E.O. 12065 SECTION 3-402/NNDG NO. 775013

OUTLINE OF MAIN UNITS OF EQUIPMENT
TO BE MARKED AT SAKA STEAM POWER PLANT

6. Outdoor Switch Yard

Identifying Mark	Description of Equipment
S.Y. I	29.5KV/I0.4KV, I phase, 3,000 KVA
S.Y. 2	"
S.Y. 3	"
S.Y. 4	"
S.Y. 5	"
S.Y. 6	"
S.Y. 7	"
S.Y. 8	69 KV, 300 Amp.
S.Y. 9	" "
S.Y. I0	55 KV, 600 Amp.

7. Indoor Switch Room

Identifying Mark	Description of Equipment
S.R. I	55KV/3.3KV, I phase, I,250 KVA.
S.R. 2	" " "
S.R. 3	" " "
S.R. 4	3I.8KV/IIKV, I phase, 5,200 KVA.
S.R. 5	" " "
S.R. 6	" " "
S.R. 7	" " "
S.R. 8	" " "

DECLASSIFIED E.O. 12065 SECTION 3-402/NNDG NO. 775013

OUTLINE OF MAIN UNITS OF EQUIPMENT
TO BE MARKED AT SAKA STEAM POWER PLANT

S.R. 9	3I.8KV/IIKV, Iphase, 5,200 KVA
S.R. IO	" " "
S.R. II	" " "
S.R. I2	" " "
S.R. I3	" " "
S.R. I4	" " "
S.R. I5	" " "
S.R. I6	" " "
S.R. I7	" " "
S.R. I8	55 KV, 400 Amp.
S.R. I9	" 800 Amp.
S.R. 20	" 400 Amp.
S.R. 2I	" "
S.R. 22	" "
S.R. 23	" "
S.R. 24	69 KV, 400 Amp.
S.R. 25	55 KV, 200 Amp.
S.R. 26	69 KV, 400 Amp.
S.R. 27	73 KV, 600 Amp.
S.R. 28	I5 KV, I,500 Amp.
S.R. 29	I5 KV, I,500 Amp.
S.R. 30	I5 KV, I,500 Amp.
S.R. 3I	II KV, 600 Amp.
S.R. 32	II KV, 600 Amp.

DECLASSIFIED E.O. 12065 SECTION 3-402/NNDG NO. 775013

OUTLINE OF MAIN UNITS OF EQUIPMENT

TO BE MARKED AT SAKA STEAM POWER PLANT

S.R. 33	II KV, 600 Amp.
S.R. 34	" "
S.R. 35	" "

8. Switchboard Room

Identifying Mark	Description of Equipment
S.B. I	Benchboard
S.B. 2	"
S.B. 3	"
S.B. 4	"
S.B. 5	"
S.B. 6	Vertical panel
S.B. 7	"
S.B. 8	"
S.B. 9	"
S.B. IO	"
S.B. II	"
S.B. I2	"
S.B. I3	"
S.B. I4	"
S.B. I5	"
S.B. I6	"
S.B. I7	"
S.B. I8	"

DECLASSIFIED E.O. 12065 SECTION 3-402/NNDG NO. 775013

OUTLINE OF MAIN UNITS OF EQUIPMENT

TO BE MARKED AT SAKA STEAM POWER PLANT

S.B. I9	Vertical panel
S.B. 20	"
S.B. 2I	Benchboard
S.B. 22	Vertical panel
S.B. 23	"
S.B. 24	"
S.B. 25	"
S.B. 26	"
S.B. 27	"
S.B. 28	"
S.B. 29	"
S.B. 30	"
S.B. 3I	"
S.B. 32	"
S.B. 33	"
S.B. 34	"
S.B. 35	"
S.B. 36	"
S.B. 37	"
S.B. 38	"
S.B. 39	"
S.B. 40	"
S.B. 4I	"

DECLASSIFIED E.O. 12065 SECTION 3-402/NNDG NO. 775013

OUTLINE OF MAIN UNITS OF EQUIPMENT

TO BE MARKED AT SAKA STEAM POWER PLANT

S.B. 42	Vertical panel
S.B. 43	"
S.B. 44	"

9. Auxiliary Equipment

Identifying Mark	Description of Equipment
Aux. I	I20HP. Feed water pump (Steam)
Aux. 2	I34HP. Feed water pump
Aux. 3	" "
Aux. 4	450HP. Feed water pump
Aux. 5	" "
Aux. 6	I25HP. Feed water pump (Steam)
Aux. 7	I25HP. Feed water pump
Aux. 8	60HP. Circulating water pump(with Condensate pump)
Aux. 9	270HP. " "
Aux. IO	" "
Aux. II	270HP. Circulating water pump
Aux. I2	" "
Aux. I3	IIOHP. "
Aux. I4	" "
Aux. I5	200HP. "

DECLASSIFIED E.O. 12065 SECTION 3-402/NNDG NO. 775013

OUTLINE OF MAIN UNITS OF EQUIPMENT
TO BE MARKED AT SAKA STEAM POWER PLANT

Aux. I6	85HP. Condensate pump
Aux. I7	" "
Aux. I8	IOHP. "
Aux. I9	" "
Aux. 20	" "
Aux. 2I	80HP. Forced draft fan
Aux. 22	" "
Aux. 23	" "
Aux. 24	" "
Aux. 25	90HP. "
Aux. 26	" "
Aux. 27	" "
Aux. 28	" "
Aux. 29	" "
Aux. 30	" "
Aux. 3I	52HP. "
Aux. 32	" "
Aux. 33	" "
Aux. 34	55HP. Induced draft fan
Aux. 35	" "
Aux. 36	" "
Aux. 37	" "

DECLASSIFIED E.O. 12065 SECTION 3-402/NNDG NO. 775013

OUTLINE OF MAIN UNITS OF EQUIPMENT

TO BE MARKED AT SAKA STEAM POWER PLANT

Aux. 38	55HP.	Induced draft fan	
Aux. 39	"	"	
Aux. 40	"	"	
Aux. 4I	"	"	
Aux. 42	230HP.	"	
Aux. 43	"	"	
Aux. 44	"	"	
Aux. 45	80HP.	"	
Aux. 46	"	"	
Aux. 47	"	"	
Aux. 48	70HP.	Exhaust fan	
Aux. 49	"	"	
Aux. 50	"	"	
Aux. 5I	"	"	
Aux. 52	"	"	
Aux. 53	"	"	
Aux. 54	II5HP.	Mill motor	
Aux. 55	"	"	
Aux. 56	"	"	
Aux. 57	"	"	
Aux. 58	"	"	
Aux. 59	"	"	
Aux. 60	3.3KV/2I0V.	I phase.	400KVA
Aux. 6I	"	"	"
Aux. 62	"	"	"

DECLASSIFIED E.O. 12065 SECTION 3-402/NNDG NO. 775013

OUTLINE OF MAIN UNITS OF EQUIPMENT
TO BE MARKED AT SAKA STEAM POWER PLANT

Aux. 63	3.3KV/I05V, 3 phase, I50KVA
Aux. 64	" " "
Aux. 65	" " "
Aux. 66	" " "
Aux. 67	IIKV/3.3KV, I phase, 300KVA
Aux. 68	" " "
Aux. 69	" " "
Aux. 70	" " "
Aux. 7I	IIKV/IIKV, 3 phase, I,000KVA,
Aux. 72	II KV, 600 Amp.
Aux. 73	I5 KV, 600 Amp.

DECLASSIFIED E.O. 12065 SECTION 3-402/NNDG NO. 775013

GENERAL HEADQUARTERS
SUPREME COMMANDER FOR THE ALLIED POWERS
Civil Affairs Section
APO 500

26 JAN 1951

387.6 (19 Jan 51)CAS-EI

SUBJECT: Inventory of Equipment in Certain Thermal Electric Power Plants

TO: Chief, Kinki Civil Affairs Section, APO 15
Chief, Chugoku Civil Affairs Section, APO 182
Chief, Kyushu Civil Affairs Section, APO 1105

1. Routine surveillance will be exercised over the operation detailed in the Memorandum for the Japanese Government, file 387.6 (19 Jan 1951) CPC/AD, subject as above, dated 19 January 1951, attached hereto as inclosure 1.

2. Inventory reports submitted by the Japanese will be forwarded to this section.

FOR THE CHIEF, CIVIL AFFAIRS SECTION:

1 Incl:
Memorandum

J. D. O'BRIEN
Civ
Adj

RECEIVED-A

DECLASSIFIED E.O. 12065 SECTION 3-402/NNDG NO. 775013

CIVIL PROPERTY CUSTODIAN
APO 500

387.6(19 Jan 1951)CPC/AD 19 Jan. 1951

MEMORANDUM FOR: Reparations Division, Reparations Agency, Japanese Government, Tokyo, Japan

SUBJECT: Inventory of Equipment In Certain Thermal Electric Power Plants

1. Reference is made to memorandum for the Japanese Government, file AG 387.6 (13 Aug 46)ESS/IN, SCAPIN 1131, 13 August 1946, subject: "Reparations Selections of Steam-Electric Power Generating Plants," from General Headquarters, Supreme Commander for the Allied Powers.

2. It is directed that inventory reports be prepared for the following thermal power plants of the Nippon Hassoden K.K.:

Code No.	Name		Address
07-37	Nippon Hassoden K.K.	Minato Hatsudensho	1, Shinminato machi Omuta-shi
07-38	" "	Tobata Hatsudensho	46, Nakabaru, Tobata-shi
✓ 11-20	" "	Saka Plant	3293 Saka-mura
13-87	" "	Amagasaki #1 Plant	2, 1-chome Suehiro-cho Amagasaki-shi
13-88	" "	Shikamako Plant	2985, Shikama-ku Himeji-shi
27-07	" "	Ainoura Plant	Sasebo-shi Hatanakamen
✓ 31-12	" "	Sanban Kojo	234, Enamai Sanban-mura Jodo-gun
✓ 45-12	" "	Onoda Kojo	Shin Okinoyama Umetatechi Onoda-shi

DECLASSIFIED E.O. 12065 SECTION 3-402/NNDG NO. 775013

387.6( )CPC/AD
Subj: "Inventory of Equipment In Certain Thermal Electric Power Plants"

3. Inventory procedure will be the same as that used in the inventory of other Nippon Hassoden K.K. plants under reparations custody listed in reference SCAPIN paragraph 1 above.

4. It is directed that the inventory reports be submitted to the appropriate Regional Civil Affairs Team in which the plant is located not later than 30 days of the date of this memorandum.

E. C. MILLER, Jr.
Colonel, Infantry
Deputy Custodian

DECLASSIFIED E.O. 12065 SECTION 3-402/NNDG NO. 775013

Name: The Japan electric generation & Transmission co. LTD
Saka Steam power Plant Code No. 11-20

Date 1949 nov-21

SECTION I
INVENTORY DATA

1. Total items originally inventoried		not inventory
2 Originally inventory items not available for allocation:		
a. EX items		
(1) Originally inventoried EX	0	
(2) Subsequently deleted from EX classification	0	
(3) Total (Line a(1) less line a(2))		0
b. Subsequently released from custody		0
(1) Woodworking*		0
(2) Others*		0
c. Destroyed SP*		0
d Subsequent losses from fire, theft, etc.*		0
e. Released from dispersed location*		0
f. Shipped to TID*		0
g Removed under PD*		0
h. Removed on allocation		0
i.		
3. Total deduction from original inventory		0
4 Item missed from original inventory - subsequently picked up		0
5 Adjusted original inventory total (Line 1 less line 3, plus line 4)		0
6. Subsequent additions to inventory		
a. Returned PD'd items*		0
b Added on revaluation		0
c.		0
d.		0
7 Inventory total		0
8 "U" items		not inventory
9 Total items available for allocation (line 7 less line 8)		all Equipments are A.U

SECTION II
MISCELLANEOUS

1. Non-inventoried items shipped to TID	0	
2 Items inventoried under other plant code number, (Not included in line		
3. Authorized transformer capacity	0	KW
4 EX items subsequent to original inventory	0	

* See reverse side

DECLASSIFIED E.O. 12065 SECTION 3-402/NNDG NO. 775013

NIPPON HASSODEN KK. 11-20
SAKA KOJO
Section 1B.

1B

DATE	SUBJECT	ISSUING HEADQUARTERS & INDORSEMENTS
No. Date.	Saka Steam Power Plant	Map
1947	Cut-Line of The Saka Steam Power Plants.	- - - - - - -

Section 1B. Maps

OUTLINE OF
THE SAKA STEAM POWER PLANT

1947

11-2d Sect 1B

DECLASSIFIED E.O. 12065 SECTION 3-402/NNDG NO. 775013

DECLASSIFIED E.O. 12065 SECTION 3-402/NNDG NO. 775013

ELECTRIC SUPPLY LI



DECLASSIFIED E.O. 12065 SECTION 3-402/NNDG NO. 775013

SUPPLY LINEGE OF THE TYUGOKU DISTRICT

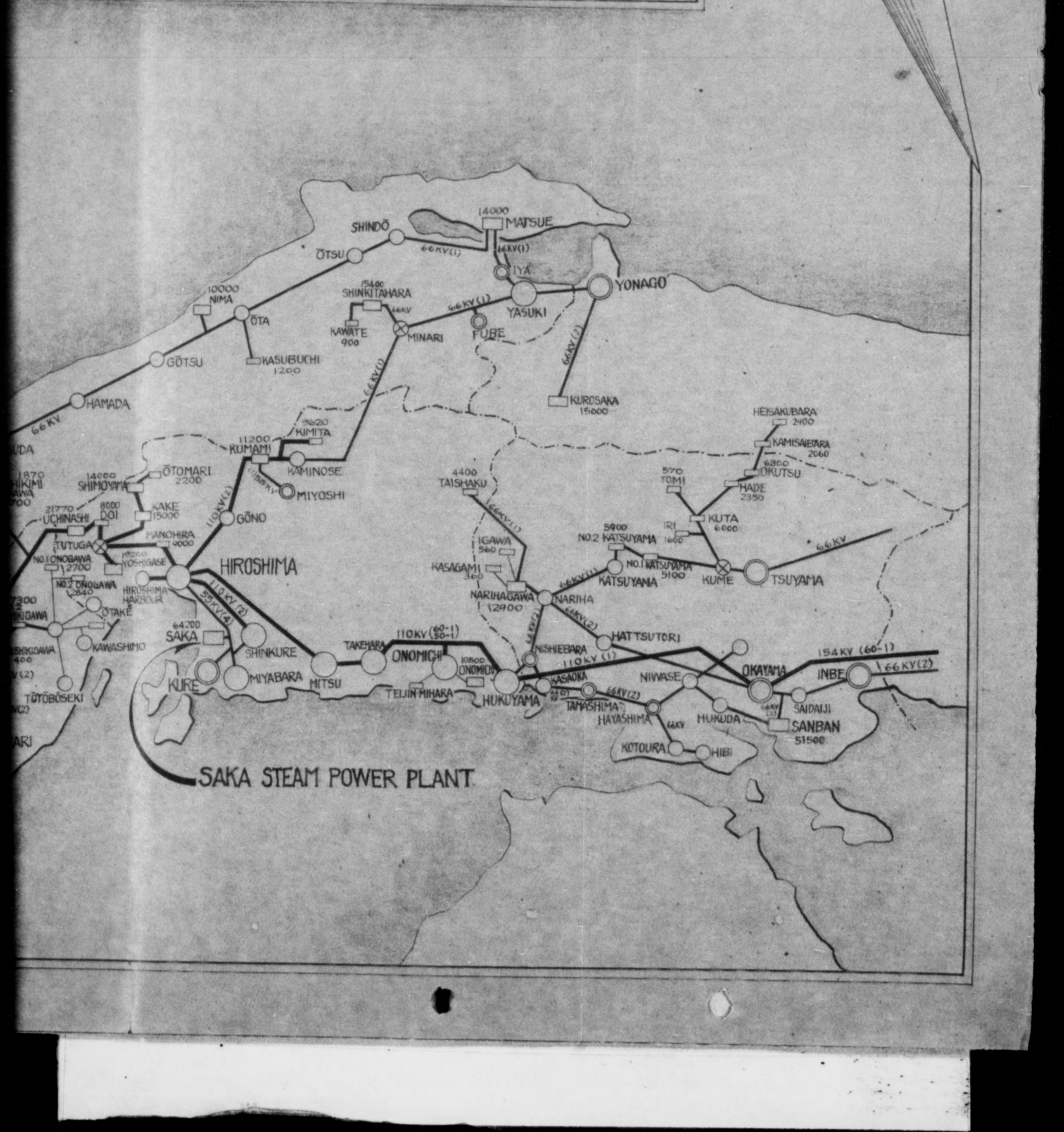

DECLASSIFIED E.O. 12065 SECTION 3-402/NNDG NO. 775013

SAKA ELECTRIC POWER PLANT.

NO 3293 SAKAMURA AKIGUN HIROSHIMAKEN

AUTHORIZED OUT PUT	64200 KW
SITE AREA	83284 SQUARE YARD
BOILER	40.8T/H×4 + 72T/H×3 + 35.3T/H×3
TURBINE	1550KW×1 + 12500KW×2 + 26200KW×1 + 7000KW×3
MAX. HIGH WATER LEVEL	31.59 YARD
MAX. LOW WATER LEVEL	27.19 〃
GLAND LEVEL	31.21 〃
FLOOR LEVEL	31.37 〃

1	THE FIRST & SECOND PERIOD ELECTRIC POWER PLANT.
2	THE THIRD PERIOD ELECTRIC POWER PLANT.
3	SWITCH BOARD.
4	NO.1 COAL YARD. CAP. 15000T
5	NO.2 COAL YARD. CAP. 10000T
6	RESER-VOIR. CAP. 4500T
7	WARE HOUSE.
8	PARSONNEL'S HOUSE.
9	DORMI-TORY.
10	SUBSTATION.
11	ASH SUMP.
12	REPAIRING WORK SHOP.
13	PUMP ROOM.
14	BILGY GROOVE.
15	OUT DOOR IRON STRUCTURE.
16	TIDE SUMP.
17	MAIN ENTRANCE.
18	GARD BOX.
19	SAKA STATION.
20	COAL HOPER. 75T×5.
21	TRNSPORTER. 70T/H.
22	BILGY WATER OUTLET.
23	COOLING INLET.
24	COAL UNLOADER. CAP. 100T/H
25	〃 CAP. 50T/H
26	TEST ROOM.
27	ASH UNLOADER. CAP. 30T/H×2.
28	ASH THROUGHES.
29	WATER TANK.
30	DRESSING ROOM.
31	GARAGE.
32	MEETING HALL.
33	DINING ROOM.
34	SOFTNER.
35	COOLING WATER DISCHARGE.

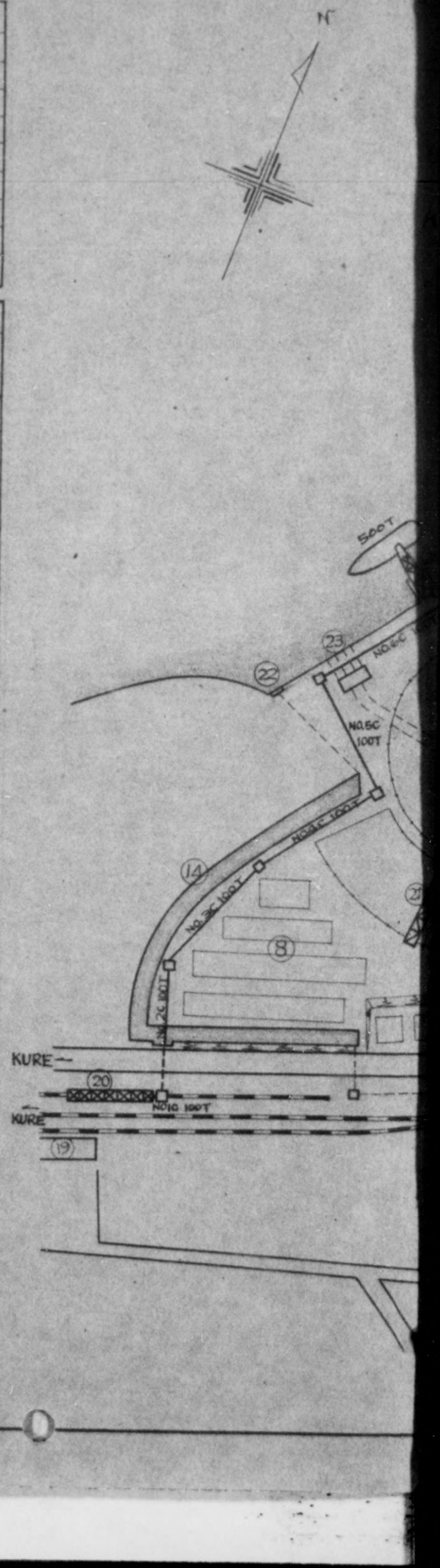

DECLASSIFIED E.O. 12065 SECTION 3-402/NNDG NO. 775013

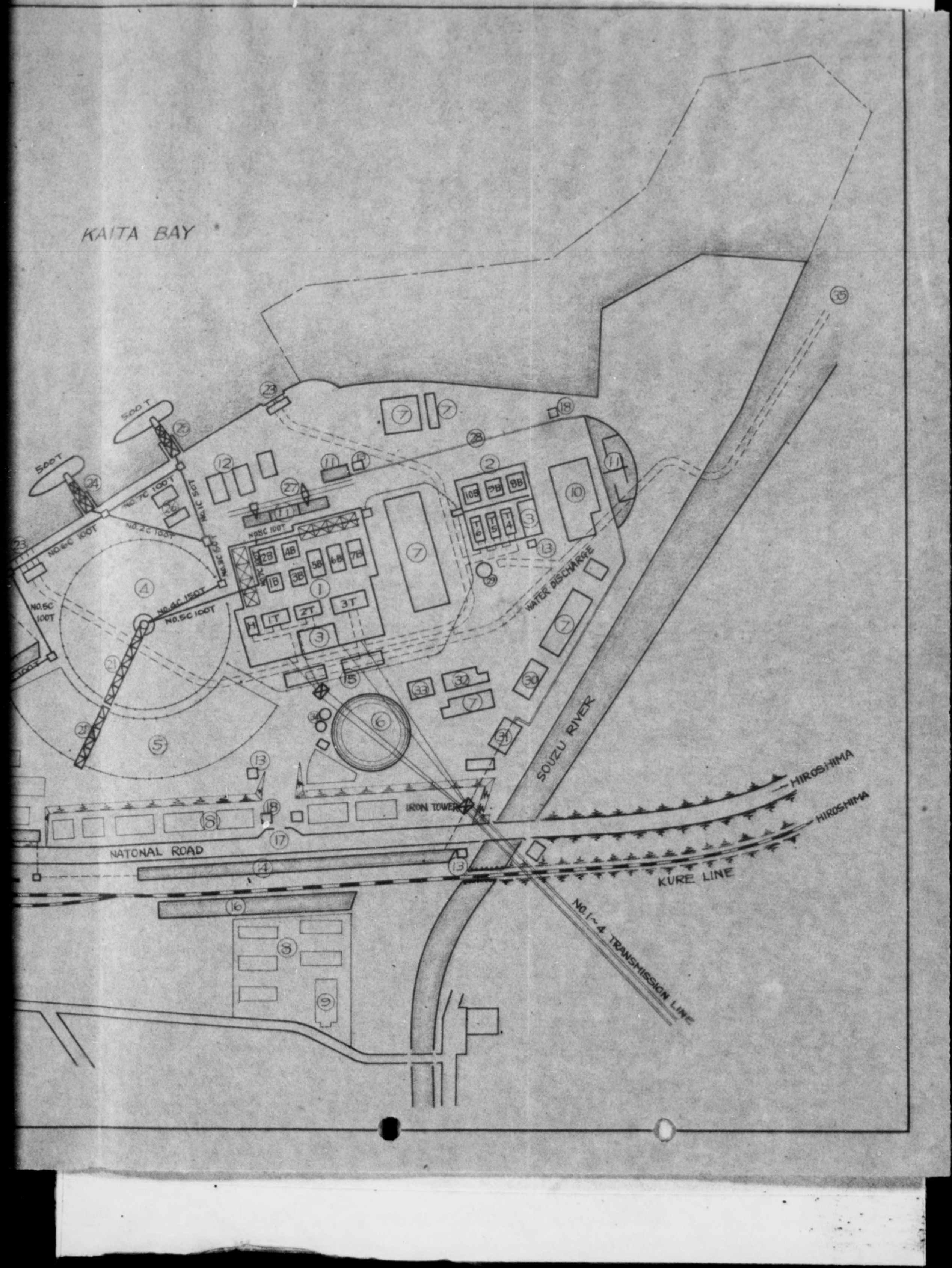

DECLASSIFIED E.O. 12065 SECTION 3-402/NNDG NO. 775013

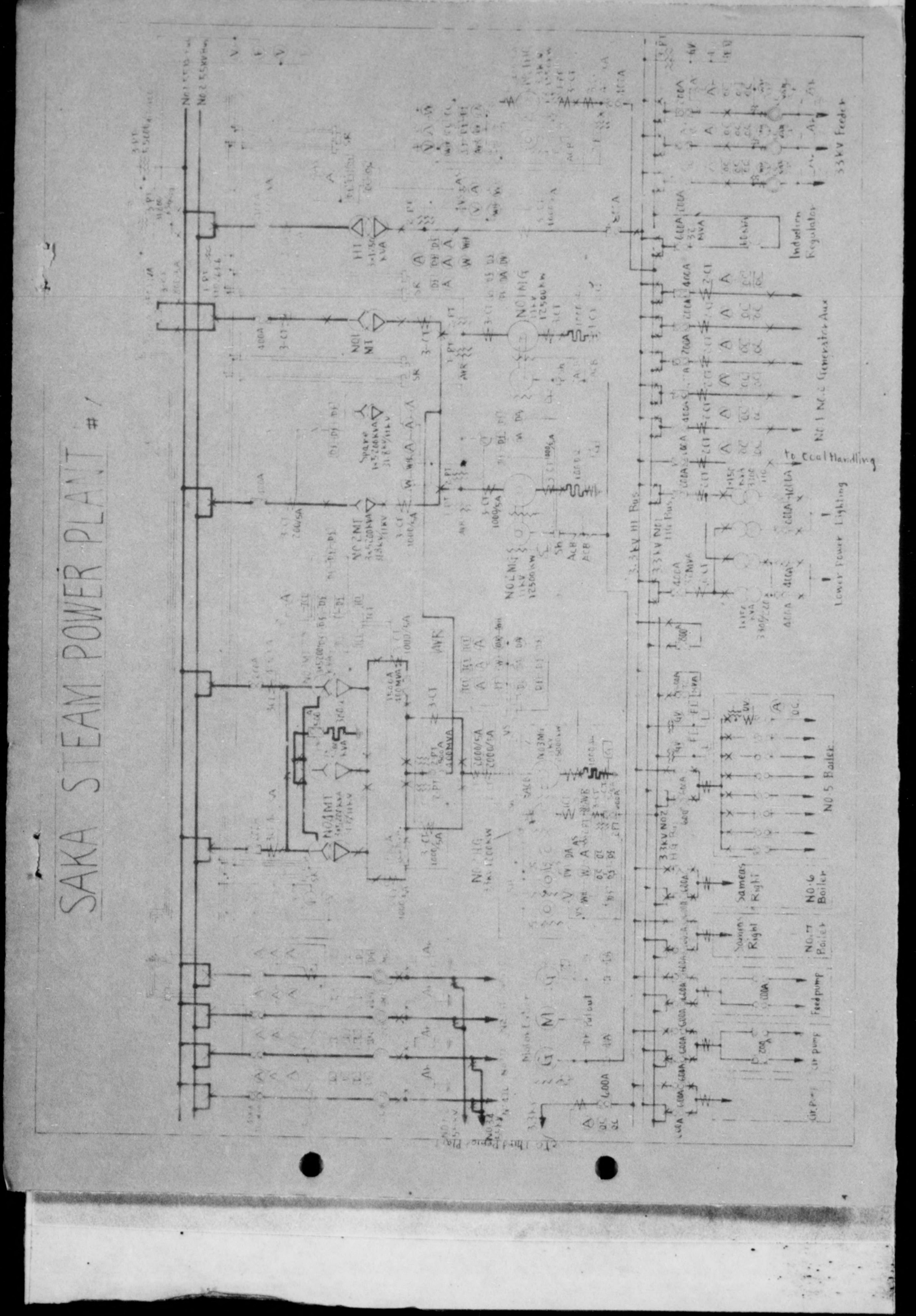

DECLASSIFIED E.O. 12065 SECTION 3-402/NNDG NO. 775013

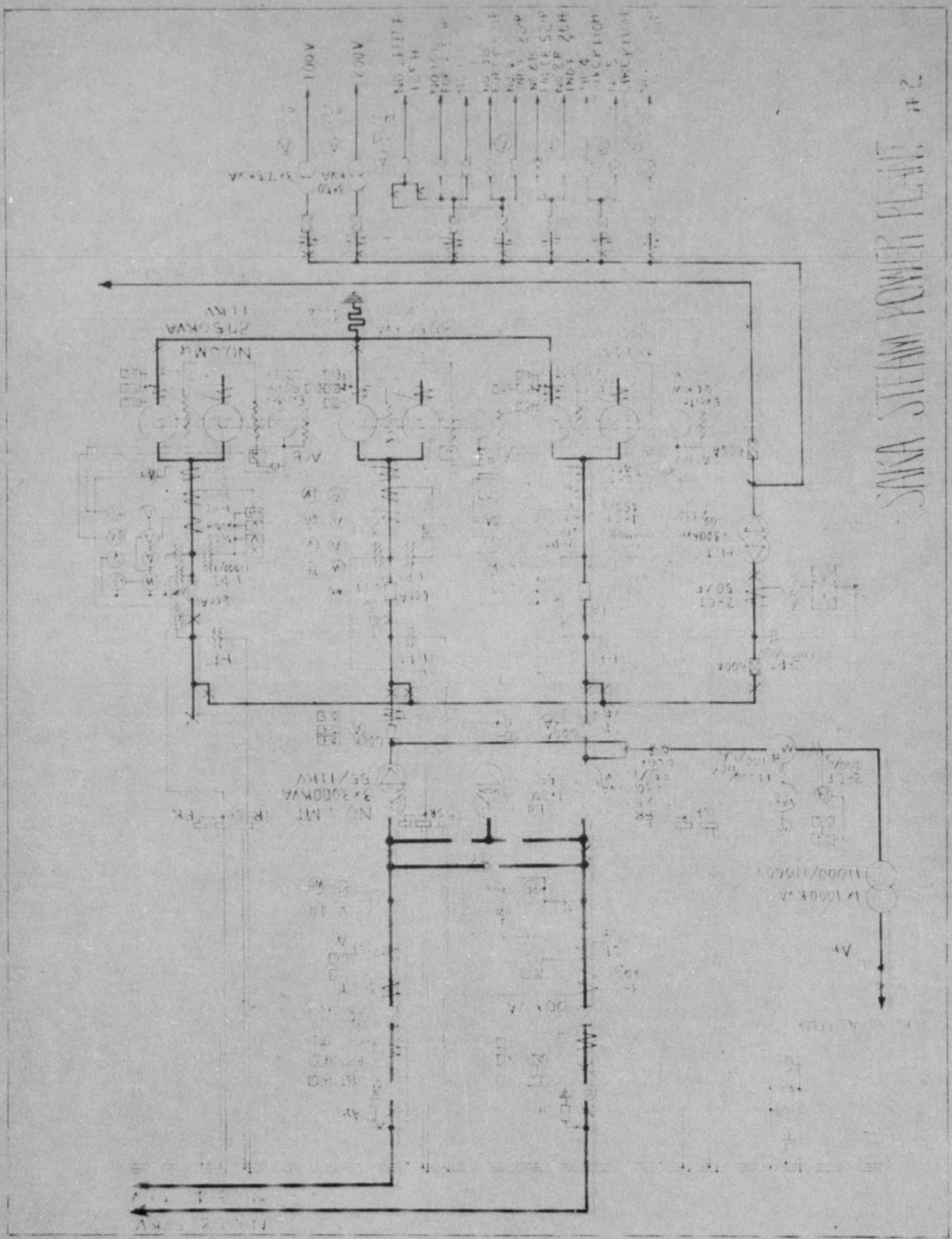

No. 1

SAKAI STEAM POWER PLANT

AUTHORIZED OUTPUT (max) 64200 K.W.

BOILER	NUMBER		No. 1 ~ 4	No. 5 ~ 7	No. 8 ~ 10
	MAKER		B & W	B & W	B & W
	TYPE		C.T.M	C.T.M	C.T.M
	AUTHORIZED DATE		1957 Dec. 7th	1958 Aug. 4th	1961 July 1st
	PRESSURE	kg/cm²	63	34.5	101
	TEMPERATURE		482	482	482
	EVAPORATION max. cont.	t/h	408/367	59	353/320
	CALC. PRESS. VALUE OF DESIGNED		H 4500	H 4500	H 4500
	HEATING SURFACE	m²	1040	1500	1100
AIR HEATER	HEATING SURFACE	m²	335	340	260
FURNACE	STRUCTURE		FIRE BRICK	BAILEY TYPE	FIRE BRICK
	CAPACITY	m³	110	241	99
	HEATING SURFACE OF WATER WALL	m²	—	139	—
ECONOMIZER			B&W TUBE TYPE		B&W TUBE TYPE
	HEATING SURFACE	m²	624	—	380
			2		3
	FEED WATER TEMP.	°C	132	—	35/120
AIR PREHEATER	MAKER		O.B.W. PLATE TYPE		
	HEATING SURFACE				
	NUMBER OF UNIT				
	AIR TEMP. RISE				
DRAFT FAN	FORCED	CAPACITY	1210×863	880×2600	1200×2600
		MOTOR HP	80/12	50/6	52/10
		NUMBER OF UNIT	4	6	3
	SECONDARY	CAPACITY			
		MOTOR HP			
		NUMBER OF UNIT			
	INDUCED	CAPACITY	1930×721	1775×1622	3350×900
		MOTOR HP	55/6	233/10	80/1
		NUMBER OF UNIT	8	3	3
COMBUSTION EQUIPMENT	STOKER	TYPE	CHAIN GRADE		CHAIN GRADE
		WIDTH & LEN.	1981×6096		1753×1353
		RATE OF COMBUSTION kg/m²h	150		191
		NUMBER OF UNIT	12		6

DECLASSIFIED E.O. 12065 SECTION 3-402/NNDG NO. 77 5013

NUMBER OF BOILER				No. 1~4	No. 5~7	No. 8~10			
COMBUSTION EQUIPMENT	MILL	TYPE			TUBE MILL				
		CAPACITY	t/h		5.17				
		MOTOR cap/No of pole.	HP/P		115/8				
		NUMBER OF UNIT			6				
	EXHAUSTER	CAPACITY, LIFT	$\frac{m^3}{min}$ $\frac{mm}{Aq}$		267×445				
		MOTOR cap/No of pole.	HP/P		70/4				
		NUMBER OF UNIT			6				
	BURNER	TYPE			LODY				
		CAPACITY, NO. OF UNIT.	t/h		27×12				
	AUTOMATIC COMBUSTION EQUIPTENT.				BAILEY				
	CINDER CATCHER	TYPE.			MIYATA DOUBLE				
		NUMBER OF UNIT.			3				

COAL HANDLING	CAPACITY & NUMBER OF COAL BANKER.	t	240×2 20×1	100×2	5×6			
	CAPACITY & NUMBER OF COAL BIN.	t						
	AREA & CAPACITY OF COAL YARD	m^2/t	5600/15000	3200/10000				
	COAL UNLOADER	t/h	50	100				
	TRANSPORTER	t/h	70	70				
	CONVEYER	t/h	50/100	150/150	100/100	100/100	BACKET 15	BACKET 15
	MOORING CAPACITY	t	500	500				
	FREIGHTAGE OF LOADING CO.							
ASH HANDLING EQUIPMENT			30×2 WASHING	SINKING POND	ASH CRAIN	TRUCK	RECLAINED LAND	

COAL LANDLING

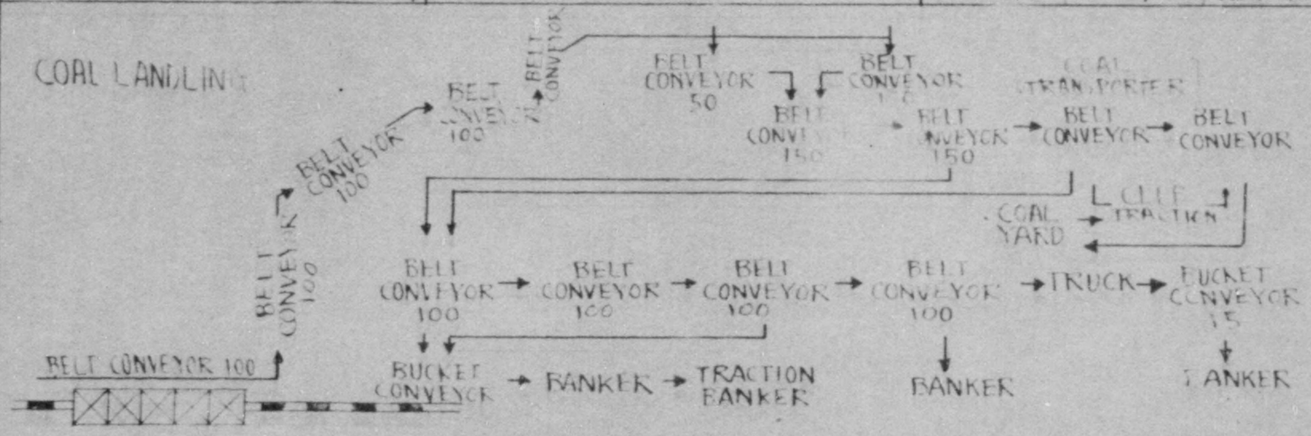

NOTE:
ALTHOUGH NOT MENTIONED IN THIS LIST. THIS IS A COAL HANDLING AT PRESENT A PRIVATE RAIL-WAY HEAD LAYED AT THIS SAKA-STATION AND WHICH IN BETWEEN A COAL BIN HAS BEEN INSTALLED FROM THIS COAL BIN THE COAL IS BEING CONVEYOR BY SEVEN 100t/h COAL CONVEYOR TO THE COAL YARD BY CROSSING UNDER THE HIGH-WAY.

DECLASSIFIED E.O. 12065 SECTION 3-402/NNDG NO. 77 5013

DECLASSIFIED E.O. 12065 SECTION 3-402/NNDG NO. 775013

No. 3

NUMBER OF TURBINE			NO.1~2	NO.3	NO.4	NO.5	NO.6	HOUSE TURBINE GENERATOR
TURBINE	MAKER		B.B.C	MITHUBISHI	MITHUBISHI	MITHUBISHI	OSAKA TEEKO	B.B.C.
	TYPE		IMPULSE & REACTION	IMPULSE	LTUNGSTROM	LTUNGSTROM	"	IMPULSE & REACTION
	AUTHORIZED DATE		1927 Dec 7th	1935 Aug 14th	1941 July 1st	"	"	1927 Dec 7th
	CAPACITY (GENERATOR END)	kw.	12.500	2[illegible]00+1200	7.000	7.000	7000	1550
	STEAM PRESSURE	kg/cm²	21.1	31	17.5	17.5	21.1	21.1
	STEAM TEMPERATURE	°C	361	410	350	350	303	361
	VACUUME	m.m. H.g.	717.5	722	730	730	716	711
	COOLING WATER TEMP.	°C	26.6	24	25	25	26.6	26.4
	R. P. M.		3600	3600	3600	3600	3600	3600
	EXPANSION STAGE H.P.		20	11	29	36	37	35
	EXPANSION STAGE L.P.		2	4 x 2				
	NUMBER OF BLEEDING		1	3	—	—	—	—
CONDENSER	COOLING SURFACE	m²	1000	2700	770	770	799	150
CIRCULATING PUMP	CAPACITY, LIFT.	m³/h m.a.q.	4100 x 4	6000 x 8	1[illegible] x 10	1860 x 10	1991 x 13.6	600 x 4
	MOTOR HP/No. of pol.	HP/P	270/6	270/12	110/12	110/12	18[illegible]	60/4 S. 60
	NUMBER OF UNIT.		2	2	1	1	1	1
CONDENSATE PUMP	CAPACITY, LIFT.	m³/h m.a.q.	60 x 9	140 x 55	40 x 25	40 x [illegible]	38.6	8 x 9
	MOTOR CAP/No. of pole.	HP/P	SAME AXIS CIRCULING PUMP	85/4	10/4	[illegible]	[illegible]	SAME AXIS [illegible] PUMP
	NUMBER OF UNIT.		2	2	1			
AIR PUMP	TYPE		WATER EJECTOR	[illegible] EJECTOR		"	"	WATER EJECTOR
	NUMBER OF UNIT.		2		1	1	1	
COOLING RAW WATER	COOLING WATER		SEA WATER	"	"	"	"	"
	RAW WATER SOURCE		WELL					
	RAW WATER QUANTITY OF INTAKE WATER	t/h	250					
	RAW WATER QUANTITY OF STORAGE	m³	521.5					
WATER HEATING CLEARING EQUIPMENT	[illegible]	t/h	84					
	DEARATOR, CAP., NO.	t/h	—					
	EVAPORATER, CAP. NO.	t/h	3 x 2	7.1 x 2				
	FEED WATER HEATER FEED WATER HEATER OUTLET TEMPERATURE	°C	72.5	159.4				
	FEED WATER HEATER NUMBER OF UNIT.		2	3				
FEED PUMP	CAPACITY, LIFT.	m³/h m.a.q.	90 x 28	[illegible]	90 x 2			
	MOTOR CAP/No. of pole	HP/P	120 E134/4	S. 450	[illegible]			
	NUMBER OF UNIT.		1 2					

DECLASSIFIED E.O. 12065 SECTION 3-402/NNDS NO. 775013

No. 1

NUMBER OF TURBINE			NO.1~2	NO. 3	NO.4	NO. 5	NO. 6	HOUSE T. GEN.	NO.3 HOUSE T. GEN.
GENERATOR & CONDENSER	MAKER		B.B.C.	MITSUBISHI	"	"	HITACHI	B.B.C.	MITSUBISHI
	CAPACITY	KV.A	15600	31250	8750	8750	8750	1940	1715
	CONDENSER'S CAPACITY	KV.A							
	P. F. FACTOR	%	80	80	80	80	80	80	70
	VOLTAGE	V	11000	11000	11000	11000	11000	3300	3300
	R. P. M.		3600	3600	3600	3600	3600		
	NEUTRAL RESIST	Ω	1010	1010	410 (NO. 4,5,6 COMMON)				
	STATOR FORCE CON	HP							
	COOLING SYSTEM		ENCLOSED OTHER DRAFT	ENCLOSED SELF DRAFT	OUT SELF DRAFT	"			ENCLOSED SELF DRAFT
EXCITER	NUMBER		NO.1~2	NO. 3	NO.4	NO.5	NO.6	HOUSE T. GEN.	NO.3 HOUSE T. GEN.
	MOTIVE POWER		T. DIRECT CONE	"	"	"	"	"	"
	CAPACITY	K.W	61.5	M 35 P 1.5	~~5~~ 60	~~5~~ 60	50	~~6~~ 12	15
	VOLTAGE	V	140	250 110	220	220		~~22~~ 110	125

BANK NUMBER			NO.1~2	NO.3~4	SPARE	NO.5~6	SPARE	HOUSE Trans. NO.1	HOUSE Trans. NO.2
TRANSFORMER	MAKER		SHIBAURA	KAWAMURA	TAKAOKA	W. H	OSAKA TRANSFORMER	SHIBAURA	TAKAOKA
	AUTHORIZED DATE		1937 Dec 17th	1935 Aug 14th	1935 Aug 14th	1941 July 1st	1941 July 1st	1937 Dec 17th	1941
	PHASE & TYPE		SINGLE PHASE CORE TYPE	"	"	SINGLE PHASE SHELL TYPE	SINGLE PHASE CORE TYPE	"	"
	VOLTAGE & CONNECTION PRIMARY	KV	Δ 11	Δ 22	Δ 22	Δ 22 11 10.45	Δ 22 11 10.5	Δ 55-47	Δ 11-10
	VOLTAGE & CONNECTION SECONDARY	KV	Y 31.8-29	Y 31.8-29	Y 31.8-29	Y 22.5-28.17	Y 31.8-20.13	Δ 33	Δ 33
	VOLTAGE & CONNECTION TERTIARY	KV							
	CAPACITY PRIMARY	KVA	5200	200	5200	3000	3000	1250	300
	CAPACITY SECONDARY	KVA							
	CAPACITY TERTIARY	KVA							
	COOLING SYSTEM		OIL CIRCULAR WATER COOLING	"	"	"	SELF COOLING	OIL CIRCULAR WATER COOLING	SELF COOLING
	NUMBER OF UNIT		7	6	1	6	1	3	4

SITUATION. NO.223 SAKA AKI-GUN HIROSHIMA-KEN

DECLASSIFIED E.O. 12065 SECTION 3-402/NNDG NO. 775013

坂發電所		
鹿島縣安蕃郡坂村3291番地		
許可出力		6,1200KW
敷地面積		21065坪
汽缶		40.85㎡×4 + 72㎡×3 + 85.3㎡×3
汽機		1250KW×1+1250KW×2+26200KW×1+7000KW×3
鴨高	最大滿潮面	95.15尺
	最大干潮面	82.08尺
	G. L.	94.18尺
	本館下駄床面	94.68尺



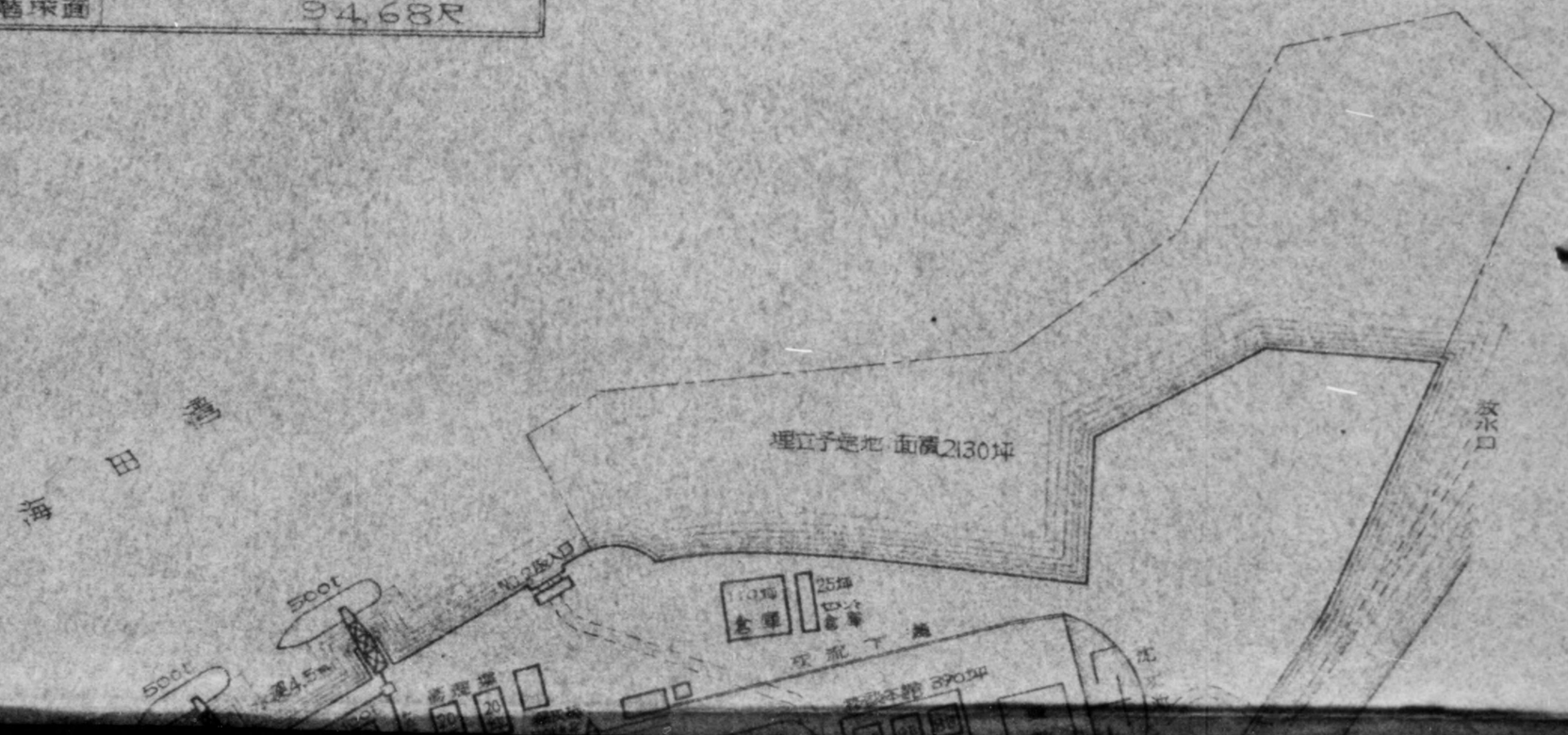

DECLASSIFIED E.O. 12065 SECTION 3-402/NNDG NO. 775013

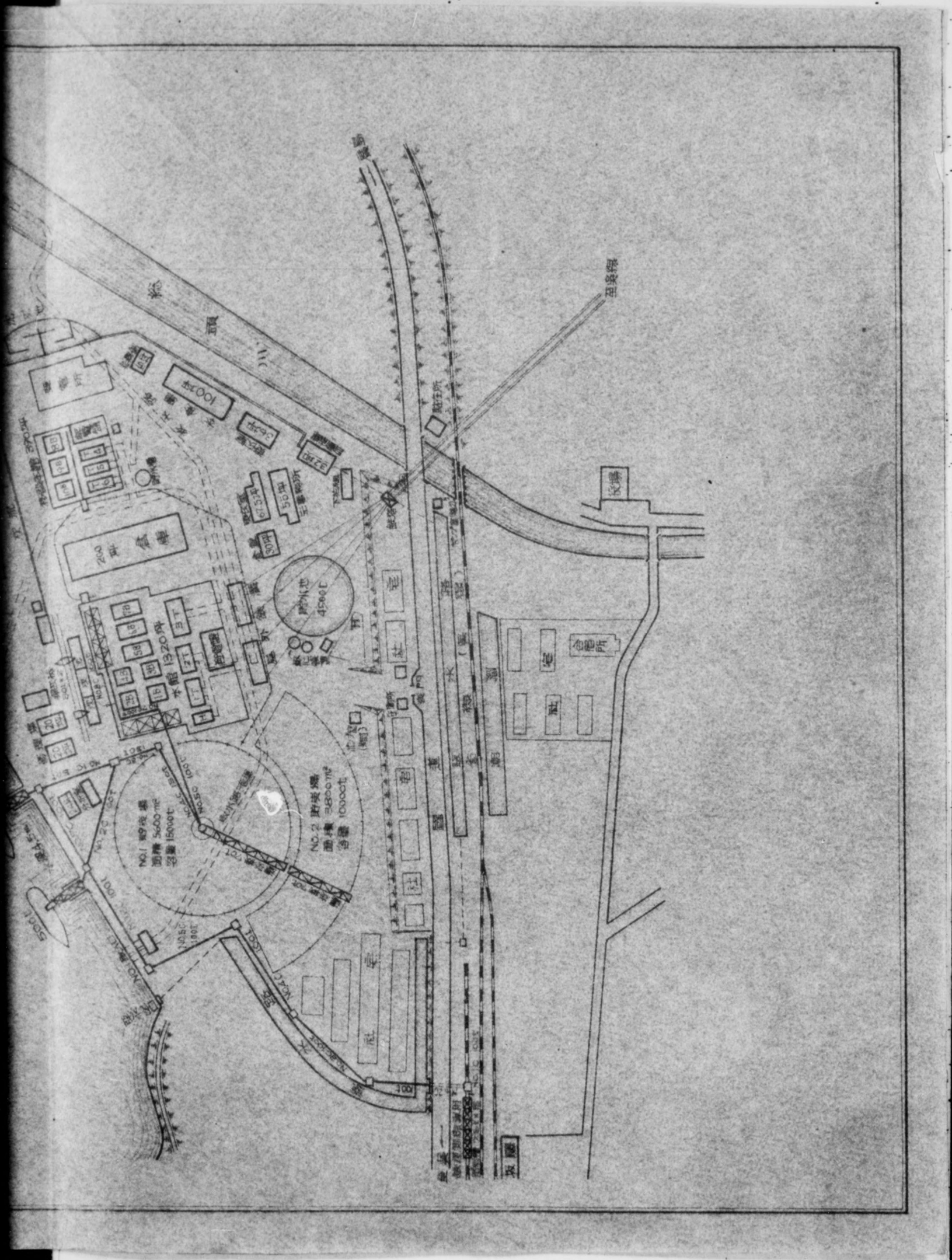

DECLASSIFIED E.O. 12065 SECTION 3-402/NNDG NO. 775013

IC

DATE	SUBJECT	ISSUING HEADQUARTERS & INDORSEMENTS
5 AUG 1949	CHANGE OF A CUSTODIAN OF REPARATIONS FACTORY	HIROSHIMA PREF LIAISON OFF BASIC

I. C. - MANAGEMENT, GUARDS AND MAINTENANCE PERSONNEL

DECLASSIFIED E.O. 12065 SECTION 3-402/NNDG NO. 775013

HIROSHIMA PREFECTURAL LIAISON OFFICE

Serial No. HPL-1496

Kure City

5 August 1949

SUBJECT: Change of a Custodian of Reparations Factory

TO : Commanding Officer
Hiroshima Civil Affairs Team

Attached, herewith, is cordially submitted the report on above-mentioned subject, Serial No. Hiro-Shin-Bai 85 dated August 4, 1949 from the Prefectural Governor.

R. Imori
for
Chief
Hiroshima Prefectural
Liaison Office

Incl: As above.

47

6422

DECLASSIFIED E.O. 12065 SECTION 3-402/NNDG NO. 775013

Hiroshima Prefectural Office

Serial No : Hiro-Shin-Bai 85

Hiroshima City
August 4, 1949

SUBJECT: Change of a Custodian of Reparations Factory

TO : Lt. Col. James R. Truden
Commanding Officer,
Hiroshima Civil Affairs Team

You are hereby cordially informed that Saka Power Station, Japan Electric Generation & Transmission Co., Ltd. have reported us the change of its custodian as follows:

New Custodian: Tadashi Yoshino, Director

Former Custodian: Zenzo Suchi, Director

(Effective 10 July 1949)

For Governor
Hiromi Otani

TSUNEI KUSUNOSE

Governor

DECLASSIFIED E.O. 12065 SECTION 3-402/NNDG NO. 775013

DATE	SUBJECT	ISSUING HEADQUARTERS & INDORSEMENTS
31 JAN 1949	REMOVAL OF REPARATION MACHINE FOR REPAIR	HMGT BASIC
12 Feb. 1950	Report on Use of Reparation Installation	Japan Electric Generation & Transmission Co. Ltd.

ID

I D. - MAINTENANCE MATERIALS

DECLASSIFIED E.O. 12065 SECTION 3-402/NNDG NO. 775013

Report

To: Chugoku Civil Affairs

Thru: Commerce & Industry Section, Hiroshima Prefectural Office

From: Chief, Saka Steam Power Plant,
Chugoku Branch Office,
Japan Electric Generation & Transmission Co., Ltd.

Subject: Report on Use of Reparation Installation

a. Name: Saka Steam Power Plant,
Japan Electric Generation & Transmission Co., Ltd.

Code No.: 11-20 SEC. II
b. Address: 3,293, Saka-mura, Aki-gun, Date: 12, Feb. 1950
Hiroshima Prefect.

c. Copy of Conversion or Reconversion permit:
I hereby beg to inform you that we operate the Saka Steam Power Plant in accordance with the Memorandum of the Supreme Commander for the Allied Powers to Japanese Government, SCAPIN No.1131 of August 13, 1946

d. List of items in acual production:
Electric power

e. A copy of application, given date of submission, if an application for a new or change of present conversion: or reconversion permit is pending approval from the SCAP:
None

f. List, by code No. and name, of reparations items in authorized use, given date and issuing Headquarters of letter of authorization:
The operation of all installations in Saka Steam Power Plant are permitted by the Memorandum of the. Supreme Commander for Allied Powers to Japanese Government SCAPIN No.1131 of August 13, 1946.
(Every machines are not inventory)

g. List, by code No. and name of reparations items in use without permission for A.U.
None

h. List by code No. and name, of reparations items an application for A.U. permission, given date of submission of application to the SCAP:
None

Tadashi Yoshino
(Tadashi Yoshino)

Chief, Saka Steam
Power Plant,
Chugoku Branch Office,
Japan Electric
Generation &
Transmission Co., Ltd.

DECLASSIFIED E.O. 12065 SECTION 3-402/NNDG NO. 775013

HEADQUARTERS
HIROSHIMA MILITARY GOVERNMENT TEAM
APO 317

D/ECD/mn

File No: HMGT 386.3 31 January 1949

SUBJECT: Removal of Reparation Machine for Repair

THROUGH: Director
Chugoku Liaison and Coordination Office
Kure, Japan

TO : Chief
Reparation Section
Hiroshima Prefectural Office

1. Application for the removal of one (1) 115 HP Motor of No. 7 Boiler Mill for repair is approved.

2. Notification will be forwarded to this Headquarters on completion of repair and return of motor to the Saka Steam Power Plant.

FOR THE COMMANDING OFFICER:

WILLIAM BAKER
Major, Inf.
Executive-Adjutant

1 Incl:
One copy of application from
Saka Steam Power Plant.

27

DECLASSIFIED E.O. 12065 SECTION 3-402/NNDG NO. 775013

CHUGOKU LIAISON AND COORDINATION OFFICE

HRL No. 29 27 January 1949

SUBJECT: Application for Removal of Reparations Machines.

TO : Commanding Officer,
Hiroshima Military Government Team.

1. Application on above subject, dated 20 January 1949 from the Manager of Saka Steam Power Plant, Japan Electric Generation and Transmission Co., Ltd. through Hiroshima Prefectural Office is submitted herewith enclosed.

2. Your high consideration on this regard will be greatly appreciated.

O. Itagaki,
Director,
Chugoku Liaison and Coordination Office.

Inclosure: as indicated above.

MY/yt.

858

DECLASSIFIED E.O. 12065 SECTION 3-402/NNDG NO. 775013

HIROSHIMA PREFECTURAL OFFICE

Serial No. : Hiro-Shin-14

Hiroshima City
January 24, 1949

SUBJECT: Application for Removal of Reparations Machine

TO : Commanding Officer
Hiroshima Military Government Team

It is cordially requested that you would be good enough to approve the attached application from Saka Steam Power Plant, Japan Electric Generation & Transmission Co., Ltd. which we confirm to be true and correct.

FOR THE PREFECTURAL GOVERNOR:

Shuro Yamahara

SHURO YAMAHARA

Chief, Reparations Section

Incl: Application from Saka Plant, J.E.G.T. Co., Ltd.

Japan Electric Generation & Transmission Co., Ltd.

Saka Steam Power Plant.

Serial No.: Saka-Hatsu I47. 20 January I948

Subject: Application for Removal of Reparation Machine.

Through: Hiroshima Prefectural Liaison Office.

To: Commanding Officer.

Hiroshima Military Government Team.

We should like to carry out a Motor of II5 HP for No. 7 Boiler mill from our factory in order to repair as stated below.

We should be much obliged to you if you would kindly approve the matter.

I. Item to be carried out : II5 HP motor of No. 7 Boiler mill.

2. Purpose : to repair for burned damage of winding

3. Capacity : II5 HP 3300 Volt.

4. Weight : about 3 tons.

DECLASSIFIED E.O. 12065 SECTION 3-402/NNDG NO. 77 5013

We should be much obliged to you if you would kindly approve the matter.

I. Item to be carried out : II5 HP motor of No. 7 Boiler mill.

2. Purpose : to repair for burned damage of winding

3. Capacity : II5 HP 3300 Volt.

4. Weight : about 3 tons.

5. Packing size : 2mxI.5m x I.5m

6. Scheduled date to carry out: last of January I949

7. Scheduled date to bring in : last of March I949

8. Transported to : Toshiba mie Manufactory

Asahimura miegun Mieken

Signature Z. Suchi
~~Zenzo~~ Suchi

Competent Emplyee, Saka Steam Power Plant

J.E.G.&T. Co., Ltd.

DECLASSIFIED E.O. 12065 SECTION 3-402/NNDG NO. 775013

DECLASSIFIED E.O. 12065 SECTION 3-402/NNDG NO. 775013

D O

NIPPON HASSODEN KK 11-20
SAKA KOJO
SECTION 1E.

DATE	SUBJECT	ISSUING HEADQUARTERS & INDORSEMENTS

Section 1E. Demilitarization Certificate and Destruction of SP Machinery

1E

DECLASSIFIED E.O. 12065 SECTION 3-402/NNDG NO. 775013

NIPPON HASSODEN KK 11-20
SAKA KOJO
Section 1F.

DATE	SUBJECT	ISSUING HEADQUARTERS & INDORSEMENTS

IF

Section 1F. T.I.D. Receipts

DECLASSIFIED E.O. 12065 SECTION 3-402/NNDG NO. 775013

NIPPON HASSODEN KK 11-20
SAKA KOJO
Section II.

DATE	SUBJECT	ISSUING HEADQUARTERS & INDORSEMENTS
5 Jan. 51	Application for Delay of Installation of the Reparation Machine	Saka Power Station (Steam)

Section II. Use of Installation and/or Equipment

DECLASSIFIED E.O. 12065 SECTION 3-402/NNDG NO. 775013

DATE	SUBJECT	ISSUING HEADQUARTERS & INDORSEMENT
27 Sep. 46	Effects which the Removal of Steam Power-Plants Specified for Reparation is Expected to Bring About	Chugoku Branch of N.E.G.T. Co. Ltd: Chugoku Elect. Power Supply Co. Ltd.

DECLASSIFIED E.O. 12065 SECTION 3-402/NNDG NO. 775013

Saka Steam Power Station

Japan Electric Generation & Transmission Co.L.T.D

Serial No : Saka Hatsu (948) 5th.January 1951

Subject : Application for delay of installation of the reparation machine.

Through : Hiroshima Prefectural Liaison office.

To : Chief of Chugoku Civil Affairs.

The Rotor of No.2 Generator in our plant (applied by the application 7 September 1950, Saka Hatsu 448 and approved by the CCAR3863 (DIST)) was to be completed by 31 Dec.1950.
Due to condition, the factory can not complete the repair of Rotor until 20 Jan.1951.
Because of this unexpected delay the repair ofgenerator will not be completed until 10 Feb. 1951.
We should be much obliged to you if would ~~you~~ kindly approve the matter.

Signature Tadashi Yoshino

Tadashi Yoshino

Custodian of the Saka

Steam Power Station

J.E.C. & T. Co.L.T.D.

MANUFACTURING AND INDUSTRY FILE 11-20

Verbal permission given this date by the undersigned for the increase in time limit to 10 Feb 1951 at which time the generator will be completely repaired and installed in the Saka Power Plant (11-20)

10 Jan. 1951
R.P. Lord

Progress of work for 12500kW Rotor

1950 | 1951

Sept. 25 30 | Oct. 5 10 15 20 25 30 | Nov. 5 10 15 20 25 30 | Dec. 5 10 15 20 25 30 | Janu. 5 10 15 20 25 30

- draw out of slot wedge
- release of coil and cleaning
- burning dull of coil
- brushing of metal
- rearranging of coil
- coil taping
- coil insertion
- coil connection and press
- taping of end part
- insertion of distance piece and press
- making of distance piece
- put into retaining coil
- insertion of coil and winding work
- baking, balancing of rotor

DECLASSIFIED E.O. 12065 SECTION 3-402/NNDG NO. 77 5013

DECLASSIFIED E.O. 12065 SECTION 3-402/NNDG NO. 775013

EFFECTS WHICH THE REMOVAL OF STEAM POWER-PLANTS SPECIFIED FOR REPARATION IS EXPECTED TO BRING ABOUT

Prepared by

The Chugoku Branch
of N.E.G.T. Co. Ltd.

The Chugoku Electric
Power Supply Co. Ltd.

Sept. 27, 1946

INTRODUCTION

In the Chugoku district (Okayama, Hiroshima, Yamaguchi, Shimane and Tottori Prefectures) we have ten steam power-plants (total authorized out-put; 264,200 kilo watts), but three of them (total authorized out-put; 21,750 kilo watts) are superannuated and show a considerable lack of efficiency. For the moment, these are in suspension of operation. Therefore only seven steam power-plants are in operation and their authorized out-put is counted to be 242,450 kilo watts. But as since the out break of the war, the quality of coal became poorer than ever, and since lack of repair had reduce the possible out-put by half of the authorized out-put, and since at present, the equipments are badly injured by over-work during the war, we cannot maintain but twenty eight per cent of the authorized out-put.

The S.C.A.P. has recently ordered to preserve the equipments of five steam power-plants (Sanban, Matsue, Saka, Ubenishi and Onoda, belonging to the Nippon Electric Generation and Transmission Co. Ltd.) In this case, the rest of steam power-plants would be five, of which three are now in suspension of operation. (Onomichi, Nima, Ikonoshō.)

The following table shows the names of our steam power-plants, their authorized out-put, their possible out-put on the end of 1946, possible out-put ~~by repair~~ (after repairing) and remarks.

Power-plants which are ordered to preserve the equipments

II Sept 27 R-11

DECLASSIFIED E.O. 12065 SECTION 3-402/NNDG NO. 775013

NAMES OF STEAM POWER PLANTS	AUTHORIZED OUT-PUT k.w.	POSSIBLE OUT-PUT ON THE END OF 1946 k.w.		POSSIBLE OUT-PUT ~~BY REPAIR~~ after repairing k.w.
Sanban	51,500	8,000		16,000
Matsue	14,000	10,000		10,000
Saka	64,200	20,000		35,000
Ubenishi	14,000	7,000		7,000
Onoda	15,000	10,000		25,000 #
TOTAL	158,700	55,000		93,000
The rests of power-plants			AT PRESENT	
Ube	60,000	15,000	10,000	36,000
Maeda	23,750	10,000	8,000	14,000
Onomichi	10,500	5,000	0	5,000
Nima	10,000		0	4,000
Ihonosho	1,250			#
TOTAL	105,500	30,000	18,000	59,000
THE SUM TOTAL	264,200	85,000	73,000 (28%)	152,000

REMARKS: Possible out-put ~~by repair~~ after repairing contain the increase out-put by enlargement.

REMARKS: Too superannuated to operate

The above table shows the normal conditions. But for the time present we can not obtain those normal conditions. For example we are obliged to use coal of worse quality than the standard, although we know well that, it is not appropriate to increase the out-put, as well as to preserve the equipments. There are neither possibilities of supply of standard coal, nor can we improve and repair the equipments. Consequently, it is impossible to expect a rapid increase of the possible out-put at the present.

GENERATION BY WATER

The chain of mountains, that forms the back bone of the Chugoku district, runs from the East to the West, and the broadth of this district, that is from the North to the South is relatively narrow, and above that, the soil is made of granite. So that is very inconvenient to erect power-plant by water. At present, we have water power-plant able to generate 280,000 kilo watts during the rainy seasons, but during the dry and frozen seasons, the out-put decreases enormously, and the out-put by natural streams becomes so low as to reach only 50,000 kilo watts. Even supplemented by reservoirs, to be converted into 33,000,000 kilo watts hours, of out-put, when we intend to use them efficiently throughout the dry and frozen seasons which continue for

DECLASSIFIED E.O. 12065 SECTION 3-402/NNDG NO. 775013

considerably long, their maximum out-put is average 30,000 kilo watts.

Therefore, here in the Chugoku district, as well as the Kyushu district, we depend largely upon steam power-plants. This district is provided with power-plants by steam and water having the equal capacity of equipment. In this point circumstances are quite the same as in the Kyushu district, and quite different from other districts of Japan. Especially in Yamaguchi Prefecture, there is no power-plant by water to be mentioned.

LONG DISTANCE TRANSMISSION

At the beginning of 1946, we have accomplished two power lines of 110,000 volts. One is from the Kinki district to the Chugoku district, that can transmit together with the line of 60,000 volts formerly accomplished, 50,000 - 60,000 kilo watts. The other is, from the Kyushu district to the Chugoku district, capable transmission is supply from here 25,000 - 35,000 kilo watts, and from there is 15,000 kilo watts.

It is quite natural that the power transmitted from other districts depends upon the circumstances of supply and demand of the district concerned. When the steam power-plant should be removed from those districts, during the dry and frozen seasons, they themselves would be inevitable to feel the out-put stringency, and there would be no hope for us to get supply from them.

Under such conditions the total out-put capacity during the coming dry and frozen season of this winter, with the supplement of all steam power-plants, containing the five, which are ordered to preserve their equipments, is no more than 209,000 kilo watts, with the exception of the five steam power-plants above mentioned, it is only 154,000 kilo watts. (Table III-b)

DEMAND OF ELECTRICITY SINCE THE END OF THE WAR

For a while, after the end of the war, the demand of electricity was rapidely decreased to 95,000 kilo watts, but at present, it has gone back to 230,000 kilo watts, and more over, till the end of this year, increase of demand is expected to be about 30,000 kilo watts. (refer to the table I) So the total demand at the end of this year will become 260,000 kilo watts.

THE ITEMS OF INCREASE OF DEMANDS ARE

L) The factories of the Chugoku district, which produce ammonium sulphate, coal, textile, agricultural

DECLASSIFIED E.O. 12065 SECTION 3-402/NNDG NO. 775013

implements and necessary tools for daily life.

2) The supplies for Occupation Troops for the use of residence, barracks and hospitals.

3) The necessity to discharge the obligations for Allied Forces, for instance to produce necessary goods for Occupation troops and export goods.

And it includes necessary supplies for minimum grade of electric heat for domestic ~~use to tide over the chilly season~~ cocking covering the shortage of woods and charcoals, but it excludes the supplies for the salt manufacture by electricity and electric boiler plants.

The supplies for those factories, which are determined to be the reparation for the Allied Forces, amount at present, 18,100 kilo watts. We had expected that the supplies would gradually decrease, but on the contrary, these factories carry on the producation of goods necessary for the maintainance of lowest standard of national life, and even when the equipments of these factories should be carried abroad, the production shall be maintained by the remaining factories, so that the demand of electricity shall rather increase than decrease in the near future.

EFFECTS OF REMOVAL OF STEAM POWER PLANTS, WHICH ARE SPECIFIED FOR REPARATION

When we compare the supplies and demands of electricity without the five steam power-plants, which are specified for reparation, the expectant results are shown by the table III.

During the dry and frozen season of this winter, average shortage per month is 92,000 kilo watts on January, 72,000 kilo watts on February and the maximum shortage amounts to 106,000 kilo watts.

CAN WE COVER THE SHORTAGE BY LIMITATION ON CONSUMPTION?

The table II shows the arrangement to cover the shortage of electricity exclusively by limitation on consumption. As you see, the statistic is based on the conditions of a strict observance during a long time. Therefore its realization is inevitable to cause not only the decrease of such important production as coal and ammonium sulphate, but the unfulfillment of obligation for Allied Forces, such as to interrupt the production of goods for the use of Occupation Troops as well as for the export goods repaying the provisions and other necessary goods, which they so kindly supplied us. Furthermore, it is impossible to secure the necessary electricity for the public use, such as water-works, sewerage,

DECLASSIFIED E.O. 12065 SECTION 3-402/NNDG NO. 775013

transport, communication and sanitation. What makes the matter worse is, the fact that owing to the lack of lamps the population is forced to do with minimum lamp lights at present. When the restriction of demand would become more strict and with the winter season the darkness of the nights will be intensified, the conditions must be expected to be intolerable.

When 60,000 kilo watts by steam power-plants should be supplied, the restriction would be alleviated to such extent as the IV shows.

OTHER METHODS TO COVER THE SHORTAGE

On the first place, we must repair and improve as soon as possible the remaining steam power-plants and put into requisition of ~~independent~~ industrial steam power-plants. But even when we try our best to repair and improve the remainder, it is impossible to expect the enlargement of the possible out-put during this year (1946). And for the worse, the bad quality of coal and the damages of the equipments of independent steam power-plants interrupt the out-put, so that it is no more than 10,000 kilo watts which can be put into requisition. Therefore the consequence is that, wanting of 50,000 kilo watts is uncoverable and there is no other way left, except to secure the four steam power plants of Sanban, Matsue, Saka and Onoda (Altogether the possible out-put on the end of 1946 is 48,000 kilo watts).

CIRCUMSTANCES OF DRY, FROZEN SEASON ON THE YEAR OF 1947

In the year of 1947, possible increase of demands, which are strictly limited to those that are indispensable, items of which are shown on the table II amount to 39,300 kilo watts. Concerning the increase of the supplies, 29,000 kilo watts by repair and improvement of steam P.P., 7,000 kilo watts by erection and restoration of hydraulic P.P. and altogether 36,000 kilo watts may be expected to increase. Balance between supplies and demands is tabulated on the III. Taking into account the out-put of 10,000 kilo watts of ~~independent~~ industrial power-plants, there remains also the lack of 85,000 kilo watts.

In order to cover the shortage by limitation on consumption, the consequences will be quite the same with the dry and frozen seasons on the of 1946. After all it is obvious that, we can no longer meet the minimum demand without the above mentioned four steam power-plants (86,000 kilo watts of possible out-put on the end of 1947 is expected).

DECLASSIFIED E.O. 12065 SECTION 3-402/NNDG NO. 775013

CONCLUSION

We can not tide over the dry frozen seasons on the year of 1947, without the four steam power-plants which are Sanban, Matsue, Saka and Onoda. And on the following years, there are no prospects of enlargement nor improvement of new generation of electric power, so that we can not help but asking to release the specification of steam power-plants of Sanban, Matsue, Saka and Onoda from reparation.

DECLASSIFIED E.O. 12065 SECTION 3-402/NNDG NO. 775013

NO. I

TABLE SHOWING ESTIMATE OF LOAD FOR JANUARY, 1947

Total Demands at Power Sending End	260,000 kw
Aug. 1946	230,000 kw
Increase	30,000 kw

PARTICULARS (at receiving end)

Increase of big consumers' consumption	9,500 kw
Increase of lights and small consumers' consumption	2,600 kw
Consumption by Occupation Forces	6,600 kw
Seasonal increase	10,000 kw
Decrease of consumption (factories to be taken away for war indemnity)	6,600 kw
BALANCE	22,100 kw
Converted into demands at sending end	30,600 kw

PARTICULARS OF INCREASE IN BIG CONSUMERS' CONSUMPTION

NAME OF FACTORY	LINES OF BUSINESS	KW
Hidachi Seisakusho Kasado Factory (Kudamatsu City)	Carriages	1,000
Japan Petroleum Co. Ltd. (Kudamatsu City)	Oil Refinery	700
Teikoku Rayon Co. Ltd. Iwakuni Factory (Iwakuni City)	Rayon	3,700
Takeda Pharmaceutical Co. Ltd. Okayama Factory (Hikaria City)	Pharmaceutical	500
Kurashiki Spinning Co. Ltd. Okayama Factory (Okayama City)	Cotton Spinning	500

DECLASSIFIED E.O. 12065 SECTION 3-402/NNDG NO. 775013

NO. L (Continuation)

Tokuyama Soda Co. Ltd. (Tokuyama City)	Soda	1,800
Ube Kosan Co. Ltd. Ube Nitrogen Factory (Ube City)	Ammonium Sulphate	5,000
		13,200

13,200 kw ÷ 1.4 = 9,500 kw
(estimated actual consumption)

DECLASSIFIED E.O. 12065 SECTION 3-402/NNDG NO. 775013

NO. II

TABLE SHOWING ESTIMATE OF LOAD FOR JANUARY, 1948

Total Demands at Power Sending End	299,000 kw
Jan. 1947	260,000
Increase	39,000

PARTICULARS (at receiving end)

Increase of lights and small power consumers	7,200 kw
Consumption by Occupation Forces (residences)	7,200
Increase of big consumers	19,900
Decrease of consumption (factories to be taken away for war indemnity)	6,000
BALANCE	28,300 kw
Converted into demands at sending end	39,300 kw

PARTICULARS OF INCREASE IN BIG CONSUMERS' CONSUMPTION

NAME OF FACTORY	LINES OF BUSINESS	KW
Teikoku Rayon Co. Ltd. Mihara Factory (Mihara City)	Rayon	14,000
Teikoku Rayon Co. Ltd. Tadanoumi Factory (Tadanoumi Town)	Agricultural Chemicals	3,000
Miyoshi Chemical Works (Iwakuni City)	Pulp	2,300
Hiroshima Railway Bureau, Hikari Car Factory (Hikari City)	Carriages	5,000
Toyo Spinning Co. Ltd. Fuchizaki Factory (Shodoshima)	Cotton Spinning	1,000

DECLASSIFIED E.O. 12065 SECTION 3-402/NNDG NO. 775013

NO. II (Continuation)

Nisshin Paper Mfg. Co. Ltd. (Okayama City)	Paper	1,500
Shikishima Spinning Co. Ltd. Ajino Factory (Ajino Town)	Cotton Spinning	1,000
		27,800

27,800 kw ÷ 1.4 = 19,900 kw
(Estimated actual consumption)

DECLASSIFIED E.O. 12065 SECTION 3-402/NNDG NO. 775013

TABLE SHOWING ESTIMATE OF AVERAGE LOAD IN CHUGOKU AREA

(For Winter of 1947 and Winter of 1948, Drawn on Sept. 5, 1946)

AVERAGE MAXIMUM POWER (x 10^3 kw)

YEAR/ MONTH	1946 Oct.	Nov.	Dec.	1947 Jan.	Feb.	Mar.	1947 Oct.	Nov.	Dec.	1948 Jan.	Feb.	Mar.
Total Demands	~~243~~ ~~293~~	247	255	260	260	260	290	292	295	299	299	299
Supplied water Power by Ch.E.S.Co.	41	36	37	35	42	43	44	39	40	38	45	46
To ~~be~~ supplied by N.E.G.T.	202	211	213	225	218	217	246	253	255	261	254	253
Power to be Accommodated from other area	60	50	20	0	0	0	60	50	20	0	0	0
N.E.G.T. Water Power	138	103	108	73	86	165	142	107	112	77	80	169
Using Reservoirs	0	0	30	30	30	0	0	0	30	30	30	0
Required Steam Power	4	58	60	122	102	52	44	96	93	154	134	84
Possible Steam Power of the Remainder	30	30	30	30	30	30	59	59	59	59	59	59
Shortage	0	38	30	92	72	22	0	37	34	95	75	25

REMARKS

DECLASSIFIED E.O. 12065 SECTION 3-402/NNDG NO. 775013

a) The above figures show monthly average of maximum loads

b) The estimate of water power is based on the average of the last three years. For and often October, 1947 the "N.E.G.T. Water Power" includes the supply to be expected from the Yesuno Plant 4 M.W. whose construction will be completed by that time, and the "~~self~~ supplied Water Power" by Ch.E.S.Co. includes power supply to be increased as a result of re-habilitation of flood damages.

Hiro
Naganoyama
Kumahira
Iri — About 3 M.W. increased at 4 points put together

c) Possible steam power supply

		1947 Jan-Mar	1948 Jan-Mar
	Ube electric power-station	15 m.w.	36 m.w.
N.E.G.T.	Onomichi Electric power-station	5 m.w.	5 m.w.
	Maeda Electric power-station	10 m.w.	14 m.w.
Chugoku Power Supply Co. Ltd.	Nigata electric power station	0 m.w.	4 m.w.
	TOTAL	30 m.w.	59 m.w.

DECLASSIFIED E.O. 12065 SECTION 3-402/NNDG NO. 775013

NO III –b

TABLE SHOWING ESTIMATE OF AVERAGE LOAD IN DRY SEASON
BASED ON AVERAGE MAXIMUM LOAD OF 5 DAYS RUNNING

Year/Month	1947/January	1948 /January
Total Demands	260	299
~~Self~~ supplied Water Power by Ch. E.S.Co.	29	32
To be Supplied by N.E.G.T.	231	267
N.E.C.T. Water Power	646	68.0
Using Reservoirs	30	30
Required Steam Power	136.4	169.0
Possible Steam Power of the Remainder	30	59
Power to be accomdated from other areas	0	0
Total Output Capacity	153·6	189
Shortage	106.4	110.0

DECLASSIFIED E.O. 12065 SECTION 3-402/NNDG NO. 775013

NO. IV

ESTIMATE OF LIMITATIONS OF POWER SUPPLY TO BE IMPOSED IN WINTER TIME

(1) POWER DEMANDS AND SUPPLY IN JAN. and FEB. 1947

(Unit 1000 kw)

Year/Month	1947/1	1947/2	1948/1
Power Demands (A)	260	260	260
Capacity of Supply	168	188	154
Shortage (Supply to be Limited) (B)	92	72	106
Percentage B/A	35%	28%	41%

(2) KINDS OF CONSUMPTION TO BE LIMITED WHEN LIMITATION OF 30% or 40% in AVERAGE IS TO BE EFFECTED

(Unit 1000 kw)

KINDS OF CONSUMPTION	30% LIMITATION		40% LIMITATION	
	% of Limitation Power	~~Power~~ (in kw)	% of Limitation Power	~~Power~~ (in kw)
Important Industries (Big Consumers)	20%	13.0	30%	19.5
Other Big Consumers	33%	34.6	45%	46.7
Small Consumers, Heaters and lights	33%	30.5	45%	41.1
TOTAL	30%	78.1	41%	107.3

DECLASSIFIED E.O. 12065 SECTION 3-402/NNDG NO. 775013

(3) PRACTICABLE LIMITATION

KINDS OF CONSUMPTION	PERCENTAGE OF LIMITATION	POWER (Unit 1,000 kW) (in kW)
Important Industries (Big Consumers)	0 %	0
Other Big Consumers	20%	20.7
Small Consumers Heaters and Lights	10% (Heaters and Lights 20%)	9.1
TOTAL	11%	29.8

DECLASSIFIED E.O. 12065 SECTION 3-402/NNDG NO. 775013

NO. IV

REMARKS

(1) The important industries "referred to in above include the following industries"

Coal mines, ammonium sulphate factories, factories of nitroline, flour mills, irrigation, drainage, ice factories, refrigeration factories, railroads, communication, water-ways, sewerages, newspapers, hospitals and other medical institutions.

(2) The limitation of power consumption to be imposed on industries in generals in practicable only up to 20% (1 holiday in 5 days). In order to effectuate limitation of 30% it is necessary to demand economy of 30% to general industries (1 holiday in 3 days) and that of 20% to "important industries" which is extremely difficult.

In order to effectuate limitation of 40% it is necessary to demand economy of 45% to general industries, which is entirely impraticable.

DECLASSIFIED E.O. 12065 SECTION 3-402/NNDG NO. 775013

NIPPON HASSODEN KK 11-20
SAKA KOJO
Section III.

DATE	SUBJECT	ISSUING HEADQUARTERS & INDORSEMENTS
6 Jan. 47	Letter of Transmittal	CMGR

III

Section III. Exemption of Installation and/or Equipment

DECLASSIFIED E.O. 12065 SECTION 3-402/NNDG NO. 775013

File SARA

HEADQUARTERS
CHUGOKU MILITARY GOVERNMENT REGION
HEADQUARTERS AND HEADQUARTERS DETACHMENT
APO 317

D/EMN/ltn

Serial No: 974

Kure, Honshu

6 Jan 1947

SUBJECT: Letter of Transmittal

TO: Commanding Officer, Hiroshima Military Government Team, APO 317
Commanding Officer, Yamaguchi Military Government Team, APO 317
COmmanding Officer, Okayama Military Government Team, APO 317
Commanding Officer, Shimane Military Government Team, APO 317
Commanding Officer, Tottori Military GOvernment Team, APO 317

1. The attached letter, Hq 8th Army Subj: "Thermal Electric Power Plants listed for Reparation," dated 28 Dec 46 is forwarded for your information.

BY ORDER OF COLONEL SNYDER:

ELZA B. NANCE
Major, Inf.
Adjutant

1 Incl:
letter Hq 8th Army file AG 386.3
(MG-Em) 28 Dec 46

11-20 Sept III

8077 7326

DECLASSIFIED E.O. 12065 SECTION 3-402/NNDG NO. 775013

HEADQUARTERS EIGHTH ARMY
United States Army
Office of the Commanding General
APO 343

AG 386.3 (MG-Em) 28 DEC 1946

SUBJECT: Thermal Electric Power Plants listed for Reparation.

TO : Commanding Officer
Chugoku Military Government Region
APO 317

1. Reference is made to letter your headquarters, 10 October 1946, subject, "Removal of Certain Steam Power Plants from Reparations List".

2. Attention is invited to recommendation this headquarters to the Supreme Commander for the Allied Powers in inclosure number 1.

BY COMMAND OF LIEUTENANT GENERAL EICHELBERGER:

R. SCHAFER
Lt. Col., AGD
Asst. Adjutant General

ORDER G-MG

1 Incl:
Ltr, Hq Eighth Army, to SCAP, subj: "Rep. Selec. of Steam-Elec. Power Gen. Plants" dtd Dec 46.

.7 326

DECLASSIFIED E.O. 12065 SECTION 3-402/NNDG NO. 775013

COPY

HEADQUARTERS EIGHTH ARMY
United States Army
Office of the Commanding General
APO 343

AG 386.3 (MG-Em)

SUBJECT: Reparation Selections of Steam-Electric Power Generating Plants

TO : Supreme Commander for the Allied Powers APO 500 (Attn: Reparations Branch, ESS/IN)

1. In compliance with paragraph 5 of letter, General Headquarters, Supreme Commander for the Allied Powers, AG 387.6 (13 August 1946) ESS/IN, 13 August 1946, subject, "Reparation Selections of Steam-Electric Power Generating Plants", there is submitted herewith in duplicate a report of the Imperial Japanese Government covering the shut-down arrangements for Steam-Electric Plants.

2. The following recommendations are submitted:

a. That the plants listed below be deleted from reparation selections at the present time in order to insure at all seasons the distribution of sufficient electric power to satisfy existing demands in each supply area until completion of the other phases of the interim program.

Ainoura	Sanban
Tabata	Shikamako
Minato	Meiko
Anoda	Kizugawa
Saka	Ajigawa

b. That the remaining plants be permitted to continue operation pending definite decision as to interim reparations, allocations and removals in this category.

3. Attention is invited to the following adverse conditions which exist:

7797

COPY

7326

DECLASSIFIED E.O. 12065 SECTION 3-402/NNDG NO. 775013

Ltr, Hq Eighth Army, subj: "Reparation Selections of Steam-Electric Power Generating Plants", dtd December 1946.

a. Thermal plants not selected for reparations have deteriorated to such an extent as to require more than a year for repairs before return to their rated capacity.

b. Due to lack of suitable coal for which the plants were designed the rated capacity cannot be reached until such time as higher grade coal is produced or secured.

c. The exceedingly dry year has reduced hydro plant capacity, making the use of thermal plants necessary as an emergency measure.

d. The requirements of the occupation forces have been retarded materially due to the already acute shortage of electric power, both hydro and thermal.

4. It is further recommended that prior to the shut-down or removal of electric plants, a detailed and comprehensive study be made by competent electrical engineers of the overall requirements for electric energy. This study should include the final industrial, household, commercial and occupation requirements as modified by the reduced industrial demand consequent upon completion of all other phases of the interim reparations program.

5. Attention is invited to the inclosed petitions and separate recommendations submitted by lower units pertining to the plants recommended for deletion in paragraph 2a above.

FOR THE COMMANDING GENERAL:

R. SCHAFER
Lt. Col., AGD
Asst. Adjutant General

11 Incls:
- 1a. Report of IJG (duplicate)
- 1. Nippon Hassoden K.K., Shikoku
- 2. Nippon Electric Co., Meiko
- 3. Special Report on Electric Power, Kyushu
- 4. Chugoku MG Region
  Nippon Hassoden
  Sanban, Matsue, Saka, Anoda.

7-326-

DECLASSIFIED E.O. 12065 SECTION 3-402/NNDG NO. 775013

Ltr, Hq Eighth Army, subject: "Reparation Selections of Steam-Electric Power Generating Plants", dtd Dec 46.

5. Nippon Hassoden, Toyama
6. Nagasaki MG Team, Petition of Coal Mines re Electric Power
7. I Corps, Ainoura Plant
8. I Corps, Petitions re Coal Mines
   Minato, Ainoura
9. Petitions relative
   Minato, Tsurumi
10. I Corps, Nippon Hassoden
    Minato, Tabata, Ainoura

7797

C O P Y

7-326

DECLASSIFIED E.O. 12065 SECTION 3-402/NNDG NO. 775013

DATE	SUBJECT	ISSUING HEADQUARTERS & INDORSEMENTS
10 AUG 1949	APPLICATION FOR REMOVAL OF REPARATIONS MACHINE	SAKA STEAM POWER PLANT BASIC.
26 Feb. 51	Report on Carrying the Reparations Machine into our Plant	Saka Steam Power Plant

IV A

IV A – TRANSFERS OF EQUIPMENT INTO INSTALLATION

DECLASSIFIED E.O. 12065 SECTION 3-402/NNDG NO. 775013

ECONOMICS
CHIEF
D.&I. 1 BBS
N.R.
LABOR
FILE

26 Feb. I95I.

TO: Chief of Chugoku Civil Affairs Region.

THRU: Chugoku Liaison & Coordination Office.

FROM: Tadashi Yoshino, Custodian,
Saka Steam Power Plant. (Nippon Hassoden K.K.)

ADDRESS: 3293, Saka-machi, Aki-gun, Hiroshima-Pref.

SUBJECT: Report on carrying the Reparation Machine into our plant.

The Rotor of No.2 Steam Turbo-Generator, I2,500 KW. in our plant which had been approved on the removal by your directive, C.C.A.R. 3863. D.I.S.T. 30 Oct. I950, had been under repairing at Nagasaki Manufactory, Mitsubishi Denki K.K. since 25 Oct. I950.

Since, having been completed and brought to our plant on I Feb. I95I, its assembly was finished on I8 Feb. I95I, now running on line.

M-11-70 ATIS FILE

Tadashi Yoshino
TADASHI YOSHINO

Custodian, Saka Steam Power Plant,
The Japan Electric Generation &
Transmission Co., Ltd.
(Nippon Hassoden K.K.)

Received by the ChugoKu
Liaison and Coordination Office
on 8. Mar. 1951.

DECLASSIFIED E.O. 12065 SECTION 3-402/NNDG NO. 775013

26 Feb. 1951.

TO: Chief of Chugoku Civil Affairs Region.

THRU: Chugoku Liaison & Coordination Office.

FROM: Tadashi Yoshino, Custodian,
Saka Steam Power Plant. (Nippon Hassoden K.K.)

ADDRESS: 3293, Saka-machi, Aki-gun, Hiroshima-Pref.

SUBJECT: Report on carrying the Reparation Machine into our plant.

The Rotor of No.2 Steam Turbo-Generator, 12,500 KW. in our plant which had been approved on the removal by your directive, C.C.A.R. 3863. D.I.S.T. 30 Oct. 1950, had been under repairing at Nagasaki Manufactory, Mitsubishi Denki K.K. since 25 Oct. 1950.

Since, having been completed and brought to our plant on 1 Feb. 1951, its assembly was finished on 18 Feb. 1951, now running on line.

Tadashi Yoshino
TADASHI YOSHINO

Custodian, Saka Steam Power Plant,
The Japan Electric Generation &
Transmission Co., Ltd.
(Nippon Hassoden K.K.)

DECLASSIFIED E.O. 12065 SECTION 3-402/NNDG NO. 775013

Saka Steam Power Plant,
Japan Electric Generation &
Transmission Co., Ltd.

Serial No.: Saka-Hatsu (612) 10th, August 1949

Subject : Application for Removal of Reparations' machine

Through : Hiroshima Prefecturial Liaison Office

To : Chief of Hiroshima Civil Affairs

The Rotor of No. I Generator (12,500 KW) in our plant which was permitted to remove by Serial No. 12 of Kure Liaison Office under dated of 13th December 1948, was repairing at Hidachi factory in order to bad insulation.

Recently, its repair has finished and brought into our plant on 5th August.

We will inform here.

(Signature)

T. Yoshino

(Tadashi Yoshino)
Competent Employee,
Saka Stem Power Plant,
Japan Electric Generation
& Transmission Co., Ltd.

#4

DECLASSIFIED E.O. 12065 SECTION 3-402/NNDG NO. 775013

Saka Steam Power Plant,
Japan Electric Generation &
Transmission Co., Ltd.

Serial No. : Saka-Hatsu (682) 10th August 1949

Subject : Application for Removal of Reparations' machine

Through : Hiroshima Prefectural Liaison Office

To : Chief of Hiroshima Civil Affairs

The Rotor of No. I Generator (12,500 KW) in our plant which was permitted to remove by Serial No. 12 of Kure Liaison Office under dated of 15th December 1949, was repairing at Hidachi factory in order to bad insulation.

Recently, its repair has finished and brought into our plant on 5th August.

We will inform here.

(Signature)

T. Yoshino

(Tadashi Yoshino)
Competent Employee,
Saka Steam Power Plant,
Japn Electric Generation
& Transmission Co., Ltd.

DECLASSIFIED E.O. 12065 SECTION 3-402/NNDG NO. 775013

Saka Steam Power Plant,
Japan Electric Generation &
Transmission Co., Ltd.

Serial No. : Saka-Hatsu (682) 10th August 1949

Subject : Application for Removal of Reparations' machine

Through : Hiroshima Prefectural Liaison Office

To : Chief of Hiroshima Civil Affairs

The Rotor of No. I Generator (12,500 KW) in our plant which was permitted to remove by Serial No. 12 of Kure Liaison Office under dated of 13th December 1949, was repairing at Hidachi factory in order to bad insulation.

Recently, its repair has finished and brought into our plant on 5th August.

We will inform here.

(Signature)

T. Yoshino

(Tadashi Yoshino)
Competent Employee,
Saka Steam Power Plant,
Japn Electric Generation
& Transmission Co., Ltd.

DECLASSIFIED E.O. 12065 SECTION 3-402/NNDG NO. 775013

Saka Steam Power Plant,
Japan Electric Generation &
Transmission Co., Ltd.

Serial No. : Saka-Hatsu (682) 10th August 1949

Subject : Application for Removal of Reparations' machine

Through : Hiroshima Prefectural Liaison Office

To : Chief of Hiroshima Civil Affairs

The Rotor of No. I Generator (12,500 KW) in our plant which was permitted to remove by Serial No. 12 of Kure Liaison Office under dated of 13th December 1948, was repairing at Hidachi factory in order to bad insulation.

Recently, its repair has finished and brought into our plant on 5th August.

We will inform here.

(Signature)

T. Yoshino

(Tadashi Yoshino)
Competent Employee,
Saka Steam Power Plant,
Japn Electric Generation
& Transmission Co., Ltd.

DECLASSIFIED E.O. 12065 SECTION 3-402/NNDG NO. 775013

DATE	SUBJECT	ISSUING HEADQUARTERS & INDORSEMENTS
13 JUNE 1949	REMOVAL OF REPARATION MACHINE - SAKA STEAM POWER PLANT	HMGT BASIC
6 Dec. 1948	Application for Removal of Reparations Machine	HMGT, Basic
25 Sept. 50	Repair of Reparations Equipment at Plant 11-20	C.C.A.R. - Basic

IV B

IV B. – TRANSFERS OF EQUIPMENT OUT OF INSTALLATION

DECLASSIFIED E.O. 12065 SECTION 3-402/NNDG NO. 775013

HEADQUARTERS
CHUGOKU CIVIL AFFAIRS REGION
APO 182

CCAR 386.3 (D-St) 25 September 1950

MEMORANDUM FOR: Hiroshima Prefectural Government

THROUGH: Chugoku Liaison and Coordination Office

SUBJECT: Repair of Reparations Equipment at Plant 11-20

1. Reference is your letter Hiro-Shin-Ki 57, 16 September 1950, subject: "Application for Permission to Remove Temporarily Reparation Machine from Power Station for Repair".

2. Removal of a 12,000 KW generator rotor, as specified in referenced letter, from the Saka Steam Power Station of Japan Electric Generation & Transmission Company to Nagasaki Factory of Mitsubishi Electric Company for the purpose of repair is approved.

3. All costs of above transaction will be borne by the applicant and will not be charged to any reparations account.

4. The repair will be completed and the rotor reinstalled at the Saka Steam Power Station (Code No. 11-20) prior to 8 January 1951 and report of completion submitted to this headquarters.

C. N. BAILEY
Colonel, Inf
Chief

MANUFACTURING AND INDUSTRY FILE 11-20 SEC. IV B

Approval granted in telecon Mr. Stradley - Maj. Freeman, CAS/SCAP on 8 Sept. 1950.

213

25 Sept to

Econ-1501

Subject Files

DECLASSIFIED E.O. 12065 SECTION 3-402/NNDG NO. 775013

Hiroshima Prefectural Office

Serial No : **Hiro-Shin-Ki 57**

Hiroshima City
16 Sept 1950

SUBJECT: Application for Permission to Remove Temporarily Reparation Machine from Power Station for Repair.

TO : Chief,
Chugoku Civil Affairs Region

You are cordially requested to be good enough to approve the enclosed application Saka Power Station, Japan Electric Generation & Transmission Co., Ltd., under our jurisdiction to remove temporarily reparation machine for repair which is recognized to be inevitable and urgently necessary.

for Kakuji Nakaba
TSUNEI KUSUNOSE
Governor

ZCON-150/

DECLASSIFIED E.O. 12065 SECTION 3-402/NNDG NO. 775013

Saka Steam Power Station,

Japan Electric Generation & Transmission Co., Ltd.

Serial No.: Saka Hatsu (447) 7th Septsmber 1950

Subject : Application For Removal of Reparation Machine.

Through : Hiroshima Prefectural Liaison Office.

To : Chief of Hirashima Civil Affairs.

We should like to carry out a rotor of 12500 KW Generator from our factory in order to repair as stated below.

(1) Item to be carry out : A Rotor of 12500 KW Generator.

(2) Purpose : to repair the damage of layer short.

(3) Capacity : 12500 KW

(4) Maker : B. B. C

(5) No of Maker : B. 26978

(6) Weight : 8 Tons

(7) Packing Size : 1.2m 1.2m 5.8m

(8) Scheduled date to carry out: 8th Sept. 1950

(9) Scheduled date to bring in : 15th Dec. 1950

( ) Transported to : Nagasaki Manufactory
Mitsubishi Electric Co. Ltd.
122 Hiradokoyamachi Nagasaki City.

Signature Tadashi Yoshino
Tadashi Yoshino
Custodian of the saka
Steam power station
JEG & T Co., Ltd.

DECLASSIFIED E.O. 12065 SECTION 3-402/NNDG NO. 775013

HEADQUARTERS
HIROSHIMA MILITARY GOVERNMENT TEAM
APO 317

D/ED/jn

CENTRAL FILES

File No: HMGT 386.3 11-20 6 December 1948

SUBJECT: Application for Removal of Reparations Machine

THROUGH: Director
Chugoku Liaison and Coordination Office
Kure, Japan

TO : Director
Hiroshima Prefectural Liaison Office

The removal of Rotor of 12,500 KW Generator for repair is approved.

FOR THE COMMANDING OFFICER:

1 Incl:
1. HPL 1062, dtd 3 Dec 48.

WILLIAM BAKER
Major, Inf.
Executive-Adjutant

HMGT

6 Dec 48 386.3

10949

DECLASSIFIED E.O. 12065 SECTION 3-402/NNDG NO. 775013

HIROSHIMA PREFECTURAL LIAISON OFFICE

Serial No. HPL-1062

Kure City

3, December, 1948.

SUBJECT: Application for Approval of Removal of Reparations Machine for Repair Purpose-Saka Thermal Power Plant

TO : Commanding Officer,
Hiroshima Military Government Team.

Attached, herewith, is cordially submitted the application on above-mentioned subject dated 29 November, 1948 from the Governor of Hiroshima Prefecture.

R. Mori
for
T. WAKUDA
Director
Hiroshima Prefectural
Liaison Office

10776

DECLASSIFIED E.O. 12065 SECTION 3-402/NNDG NO. 775013

HIROSHIMA PREFECTURAL OFFICE

Serial No. :

Hiroshima City
29 November 1948

SUBJECT: Application for Approval of Removal of Reparations Machine for Repair Purpose--Saka Thermal Power Plant

TO : Commanding Officer,
Hiroshima Military Government Team

Referring to the above subject, we have come to our conclusion that the application submitted by Zenzo Suchi, a competent employee of the Saka Thermal Power Plant, Japan Electric Power Generation and Transmission Co. Ltd., is reasonable and proper and that a grant be authorized.

The application in this connection was once submitted to your office on 16 June, 1948, Serial No. Bai-297. We hereby resubmit our application in accordance with your instruction.

for governor

Shuzo Yamahara
.....
TSUNEI KUSUNOSE

Governor

DECLASSIFIED E.O. 12065 SECTION 3-402/NNDG NO. 775013

JAPAN ELECTRIC GENERATION & TRANSMISSION CO.,LTD.
Saka Steam Power Plant

Serial No: Saka-Hatsu 147

10 June, 1948

SUBJECT: Application for Approval of Removal of Reparations Machine

THROUGH: Hiroshima Prefectural Liaison Office

TO : Commanding Officer,
Hiroshima Military Government Team

Dear Sir,

We should like to carry out a Rotor of 12,500 KW Generator from our factory for repair purpose as stated below.

It is our great pleasure if you would kindly take the matter into your consideration and approve it.

1. Item to be carried out: Rotor of 12,500 KW Generator
2. Purpose: To repair bad condition of insulation
3. Capacity: 12,500 KW
4. Weight: Approximately 15 tons
5. Peking size: 6m X 1.4m X 1.4m
6. Scheduled date to carry out: Middle of June, 1948
7. Scheduled date to bring in: End of December, 1948
8. To be transported to: Hitachi Manufactory,
Sukegawa Station, Ibaragi-ken

Yours very sincerely,

(Signature) Z. Suchi

Zenzo Suchi

Competent Employee,
Saka Steam Power Plant,
Japan Electric Generation &
Transmission Co.,Ltd.

DECLASSIFIED E.O. 12065 SECTION 3-402/NNDG NO. 775013

HEADQUARTERS
HIROSHIMA MILITARY GOVERNMENT TEAM
APO 248

D/FMK/mn

File No: HMGT 386.3

13 June 1949

SUBJECT: Removal of Reparation Machine - Saka Steam Power Plant

THROUGH: Director
Chugoku Liaison and Coordination Office
Kure, Japan

TO : Governor
Hiroshima Prefecture

1. Reference: letter Hiroshima Prefectural Office, Hiro-Shin-Bai 70, May 28, 1949, subject, "Application for Removal of Reparation Machine.

2. Referenced application is approved.

JAMES R. TRUDEN
Lt Col TC
Commanding

120

DECLASSIFIED E.O. 12065 SECTION 3-402/NNDG NO. 775013

CHUGOKU LIAISON AND COORDINATION OFFICE

KURE HONSHU

HRL No. 145 3 June 1949

SUBJECT: Application for Removal of Reparations Machine.

TO : Commanding Officer,
Hiroshima Military Government Team.

1. Attached herewith is an application on above subject, dated 28 May 1949 forwarded by the Chief of Reparation Section, Hiroshima Prefectural Office.

2. It is cordially requested that your high consideration be given on this regard.

Osamu Itagaki

O. Itagaki,
Director,
Chugoku Liaison and Coordination Office.

Inclosure: as indicated above.

SM/yt.

4015

DECLASSIFIED E.O. 12065 SECTION 3-402/NNDG NO. 775013

HIROSHIMA PREFECTURAL OFFICE

Serial No. : Hiro-Shin-Bai 70

Hiroshima City
May 28, 1949

SUBJECT: Application for Removal of Reparations Machine

TO : Commanding Officer
Hiroshima Military Government Team

It is cordially requested that an approval be given to the enclosed application from Saka Power Plant, Japan Electric Generation & Transmission Co., Ltd.

FOR THE PREFECTURAL GOVERNOR:

Shuro Yamahara
.....
SHURO YAMAHARA

Chief, Reparations Section

Incl: Application

DECLASSIFIED E.O. 12065 SECTION 3-402/NNDG NO. 775013

JAPAN ELECTRIC GENERATION & TRANSMISSION CO. LTD

SAKA STEAM POWER PLANT

Serial No. : Saka Hatsu 445- 5th April 1949
Subject : Application for Removal of Reparation Machine.
Through : Hiroshima Perfectural Liaison Office.
To : Commanding Officer
Hiroshima Military Government Team.

We should like to carry out a motor of 450 HP for No.4 feed pump from our factory in order to repair as stated below.

We should be much obliged to you if you would kindly approve the matter.

1. Item to be carried out	:	450 HP motor of No.4 feed pump
2. Purpose	:	To repair for burned damage of winding.
3. Capacity	:	450 HP. 3300 Volt.
4. Weight	:	About 2.5 Tons.
5. Packing size	:	1.5 m x 1.2m x 1.2m
6. Scheduled date to carry out	:	20th May 1949
7. Scheduled date to bring in	:	10th June 1949
8. Transported to	:	Fuji Electric Machine Kawasaki Factory Sinden Tanabe Kawasakishi Kanagawaken.

Signature F. Suchi

Competent Emplyee, Saka Steam Power Plant
J.E.G.&T.CO.LTD.

DECLASSIFIED E.O. 12065 SECTION 3-402/NNDG NO. 775013

NIPPON HASSODEN KK 11-20
SAKA KOJO
Section IV. C.

DATE	SUBJECT	ISSUING HEADQUARTERS & INDORSEMENTS

Section IV. C. Dispersal Areas

IV C

DECLASSIFIED E.O. 12065 SECTION 3-402/NNDG NO. 775013

DATE	SUBJECT	ISSUING HEADQUARTERS & INDORSEMENTS
7 MAR 1949	REPARATION MACHINERY, SAKA STEAM POWER PLANT	HMGT
26 MAY 1949	CUSTODY & MAINTENANCE OF REPARATION MACHINERY, SAKA STEAM POWER PLANT	HMGT
5 AUG 1949	" " " "	HCAT
22 AUG 1949	TRIAL RUNNING OF NO. 1 TURBO-GENERATOR, SAKA STEAM POWER PLANT	HCAT
6-14 Dec. 49	Inspection of Reparations Plants in Hiroshima Prefecture	CCAR
17 Feb. 1950	Inspecton of Reparations Plant at 11-20, Nippon Hassoden K. K. Saka Power Plant	CCAR
17 Feb. 1950	Inspection of Reparations Plant at 11-20, Nippon Hassoden K. K. Saka Power Plant	CCAR
8 Jan. 51	Inspection of Nippon Hassoden, Saka Kojo (Pow 11-20)	CCAR

V - INSPECTION REPORTS

V

DECLASSIFIED E.O. 12065 SECTION 3-402/NNDG NO. 775013

HEADQUARTERS
CHUGOKU CIVIL AFFAIRS REGION
ECONOMICS SECTION

D/WFA/fhk

CCAR 319.1

8 January 1951

SUBJECT: Report of Field Trip, Saka-mura, Aki-gun, Hiroshima Prefecture, 6 January 1951

TO : Chief
Economics Section

PREPARED BY: W. F. Armstrong, Distribution & Industry Division

1. REFERENCE:

O. D. 11

2. PURPOSE:

Inspection of Nippon Hassoden, Saka Kojo (Pow 11-20).

3. BACKGROUND:

Routine

4. DISCUSSION:

Bldg.	Generators	Boilers	Remarks
No.1 Main	(#1 - 12,500 KW (#2 - 25,000 KW (#3 - 15,500 KW House 1,550 KW	No.1 No.2 No.3 No.4 No.5 No.6 No.7	Only #3 main generator and #3 and #4 boilers in use at time of inspection.
No.2	#4 - 7,000 KW #5 - 7,000 KW #6 - 7,000 KW	No.8 No.9 No.10	#5 and #6 generators and #8 and #10 boilers in use.

Note: The rotor of No. 2 generator is at present in Nagasaki for repair and it is expected to be returned and installed by 10 February 1951.

DECLASSIFIED E.O. 12065 SECTION 3-402/NNDG NO. 775013

No. 4 generator and No. 9 boiler are now being overhauled and will be ready for operation in the near future.

Authorized Current Production		64,200 KW
Operating Capacity		45,000 KW
" "	after repair of No. 2 generator	55,000 KW
Production during December -	Low	10,900 KW
	High	48,400 KW

5. CONCLUSION:

Maintenance of reparation machinery was found to be satisfactory.

6. RECOMMENDATIONS:

None

W. F. ARMSTRONG
Distribution & Industry Division

DECLASSIFIED E.O. 12065 SECTION 3-402/NNDG NO. 775013

FIELD TRIP REPORT

R.G. STRADLEY

17 February 1950

1. Purpose:

Inspection of Reparations Plant at 11-20, Nippon Hassoden K. K.K. Saka Power Plant.

11-20 A

2. Background:

Surveillance in accordiance with C.D. 51.

3. Discussion:

According to Mr. Yoshino, Chief of the plant,

a. Authorized capacity, 64,200 KW per hour.
Operable capacity 57,000 KW per hour.

Note: Approx 900,000 KWH per hour.

b. No. of days of operation in Jan 50, 30 days.
" " " Feb 50, 7 days.

Average volume of generation per day in February, 100,000 KW - 200,000 KW or 140,000 - 150,000 KWH per day.

c. Type of Coal used:

Kyushu Coal, Approx 98%
Ube Coal, " 2%

d. Quality of Coal

The Ube Coal which is unier 5,000 calory in heat value is not suitable, but over 5,000 calory Ube Coal is not objectionable.

e. Quantity of Coal on hand: 34,000 ton as of 17 February 1950.

f. Consumption of Coal per day:

Minimum, 140 ton - 150 ton
Maximum, 800 ton

g. No. of boiler:

DECLASSIFIED E.O. 12065 SECTION 3-402/NNDG NO. 775013

In Operation	:	4
Idle	:	4
Under Repair	:	2
Total		10

h. Change of recording paper:

202 Meter Chart, Everyday
202 Pyro Meter, Weekly

i. Transmission voltage

At the listribution panel, Saka, 55,000 V.
At substations in Hiroshima and Kure, 110,000 V.

j. Persons Responsible for determining the policies of generation and listribution of power.

As for daily routine operation Mr. Matsumoto, ~~in charge of~~ Hiroshima Dispatcher, gives necessary instructions to the plant.

With regard to the major policies the central Nippatsu Office in Tokyo will discuss the matter in conjunction with the Ministry of International Trade and Industry and will give instructions to the Chugoku Branch of Nippatsu which in turn consult with Hiroshima Bureau of MITI, Hiroshima Dispatcher and Chugoku Haiden prior to giving any instructions to the Saka Plant.

k. Cost of Production per KWH at the listribution panel. - ¥7.00.

Note: Assuming the unit price of coal is ¥4000 per ton.

Mr. Yoshino stated that ~~of ¥7.00~~, cost of coal involved is ¥4.80 the plant ranks third place amont 10 power generation plants in Chugoku Region with ¥7.00 per KWH production cost. Other privately owned generation plants are producing at much higher per KWH unit cost through their home generation.

The plant was removed from Nagoya to the present location during the war in its entirety - equipment and facilities, and they are already 20 years old.

In order to reduce the cost of production the plant will have to repair and improve the boilers and reduce the quantity of coal consumed.

DECLASSIFIED E.O. 12065 SECTION 3-402/NNDG NO. 775013

4. Conclusion:

Supply of coal does not constitute any difficulty at the moment.

One boiler that is under repair will be completed by the end of February 1950 and the other one by 10 March 1950.

5. Recommendation:

Mr. Yoshino was advised to try to reduce the cost of production to below ten yen per KWH including the transmission charge in view of its grave effect on the local industry.

DECLASSIFIED E.O. 12065 SECTION 3-402/NNDG NO. 775013

COPY

FIELD TRIP REPORT

R. G. STRADLEY

17 February 1950

1. Purpose:

Inspection of Reparations Plant at 11-20, Nippon Hassoden K. K. Saka Power Plant.

2. Background:

Surveillance in accordance with O.D. 51.

3. Discussion:

According to Mr. Yoshino, Chief of the Plant,

a. Authorized capacity, 64,200 KW per hour.
Operable capacity. 57,000 KW per hour.

Note: Approx 900,000 KWH per hour.

b. No. of days of operation in Jan 50, 30 days.
" " " Feb 50, 7 days.

Average volume of generation per day in February, 100,000 KW - 200,000 KW or 140,000 - 150,000 KWH per day.

c. Type of Coal used:

Kyushu Coal,	Approx	98%
Ube Coal,	"	2%

d. Quality of Coal

The Ube Coal which is under 5,000 calory in heat value is not suitable, but over 5,000 calory Ube Coal is not objectionable.

e. Quantity of Coal on hand: 34,000 ton as of 17 February 1950.

f. Consumption of Coal per day:

Minimum,	140 ton - 150 ton
Maximum,	800 ton

g. No. of boiler: