

CHINA.
IMPERIAL MARITIME CUSTOMS.

I.—STATISTICAL SERIES: Nos. 3 and 4.

RETURNS OF TRADE

(49TH ISSUE)

AND

TRADE REPORTS

(48RD ISSUE),

1907.

PART II.—PORT TRADE STATISTICS AND REPORTS.

Vol. III.—CENTRAL PORTS

(SHANGHAI TO WENCHOW).

Published by Order of the Inspector General of Customs.

SHANGHAI:

PUBLISHED AT THE STATISTICAL DEPARTMENT OF THE INSPECTORATE GENERAL OF CUSTOMS;

AND SOLD BY

KELLY & WALSH, LIMITED: SHANGHAI, HONGKONG, YOKOHAMA, AND SINGAPORE.

MAX NOESSLER: BREMEN, SHANGHAI, AND YOKOHAMA.

NEW YORK: G. E. STECHERT & CO., 129, WEST 20TH STREET.

PARIS: PAUL GEUTHNER, 68, RUE MAZARINE.

LONDON: P. S. KING & SON, 2 AND 4, GREAT SMITH STREET, WESTMINSTER, S.W.

[Price \$2.]

1908.

NOTE.

The HAIKWAN TAEI, in which the Customs Revenue and all values are stated, is equivalent—

in English money, to	3s. 3d.
„ American „ „ Gold	\$0.79,
„ French „ „ Francs	4.09,
„ German „ „ Marks	3.33,
„ Indian „ „ Rupees	2.42,
„ Japanese „ „ Yen	1.58.
„ Mexican dollars, „	\$1.51,

at the average Sight Exchange on London, New York, Paris, Berlin, Calcutta, Japan, and Hongkong respectively for 1907.

TABLE OF CHINESE WEIGHTS.

1 TAEI (<i>Liang</i>) =	583.3 grains (1½ oz. avoirdupois).
	= 37.783 grammes.
16 Taels = 1 CATTY (<i>Chin</i>) =	1½ lb. avoirdupois.
	= 604.53 grammes.
100 Catties = 1 PICUL (<i>Tan</i>) =	133½ lb. avoirdupois.
	= 60.453 kilogrammes.

CONTENTS

	<i>Page</i>
SHANGHAI.	
TRADE REPORT	293
APPENDIX No. 1.—Works carried out by the Engineers Department during 1907	298
APPENDIX No. 2.—Coast Inspector's Notes... ..	299
APPENDIX No. 3.—Summary of Principal Events connected with the Working of the Harbour Department during 1907	300
APPENDIX No. 4.—Report on the Working of the Sanitary Station during 1907	302
APPENDIX No. 5.—Report on Whangpoo River Conservancy Work during 1907	308
Diagram showing Depth of the Woosung Inner and Outer Bars below Low-water Datum, 1907 ... <i>folio</i>	308
Plan showing Work in Vicinity of Gough Island	309
TRADE STATISTICS	310
SOOCHOW.	
TRADE REPORT	366
TRADE STATISTICS	370
HANGCHOW.	
TRADE REPORT	378
TRADE STATISTICS	382
NINGPO.	
TRADE REPORT	388
TRADE STATISTICS	391
WENCHOW.	
TRADE REPORT	400
TRADE STATISTICS	402

SHANGHAI TRADE REPORT

1°. LOCAL.—The constant expansion of the port is again the most noticeable feature of the year. During no other period were so many important architectural works commenced or completed, or so many blocks of time-honoured buildings demolished to provide space for modern structures. A bold innovation in this connexion is the construction of enormous edifices entirely in reinforced concrete. Hitherto some sinking in the foundations has been almost always experienced upon this alluvial soil whenever very heavy buildings were concerned. Much interest will be taken in observing the inherent power of the fabric to resist the effect of such settling, especially laterally. The godown accommodation, which but a few years ago was insufficient to meet the increasing demands of trade, has been largely supplemented, and is now more than ample for existing requirements. The depreciation in wharf shares affords evidence of this; while, on the other hand, house and landed property generally show steadily improving values. The one exception is seen in the northern district. Although the Municipal Council has sought to develop all this neighbourhood beyond Settlement limits by new roads and the opening of a fine park and a public swimming bath, it still fails to attract. A new company, projected to provide modern foreign houses on a large scale near the park, did not prove sufficiently attractive to investors to be successfully floated. In all other directions the limits of the town are constantly extending and new roads being opened. Distances are now so great that motor-cars, which formerly were used chiefly by doctors, are now almost indispensable in several other professions, as well as being employed very freely by residents whose houses are outside the central district. The Municipal Council has a number in constant use, and native officials of high rank have on one or two occasions availed themselves of the facility for their ceremonial visits. More than 120 of these cars—some costing over \$10,000—are now in daily use, and a proof of the excellent prospects of this industry is found in the fact that even the largest firms accept the agency for well-known makers. At the autumn regatta the popularity of motors was recognised by the inclusion of an event for motor-boats. Experiments are now being conducted in Europe with a view to extracting a suitable motor fuel from peat, etc., and there should be a good opening for any manufacturer who could succeed in producing a reliable motor fuel from the native samshu. Engines can be readily adapted to burn almost any quality of fuel—gasolene, kerosene, or alcohol,—and it would certainly appear that local industries would benefit if a cheap, reliable, native-made substitute for gasolene could be found here. The enterprise of the native trader has long since won the respect of foreign merchants. An example of such enterprise is seen in the larger Shanghai stores, which are now provided with specimens of foreign inventions so recent that they almost constitute a small exhibition in themselves. It is, consequently, not astonishing that the idea is being entertained of holding an International Exhibition at Shanghai in the near future. Another feature of the times is the increasing linguistic proficiency of the Chinese. “Pidgin” English is falling into disuse; while the native acquires French, German, and English—spoken and written—with comparative ease, and in this acquirement suffers nothing by comparison with his Japanese rival. The foreign trader must, on his part, now do more in the same direction, and the Chinese language is, in consequence, being studied by Europeans to a much greater extent than formerly. Foreign merchants now

advertise their specialities, even including the most technical detail, in an illustrated Anglo-Chinese trade journal, the merchants' names and addresses being practically the only non-Chinese words in the issue. Increasing competition must also be reckoned a factor in the expansion of the port. Employés, nowadays, on the expiry of their agreement, frequently establish an independent business, and although these new firms are not invariably successful, and sometimes disappear for lack of capital, yet their existence seriously affects the profits previously enjoyed by the old-established hong, which show a tendency to develop into commission agencies and to avoid risking their own capital alone. In many cases this has resulted in the transformation of an old-established firm into a limited liability company—sometimes privately, with capital not shown in the Shanghai Stock Exchange quotations, and at other times with shares quoted daily, and freely dealt in. As a rule the natives still refer to the company by the original hong name, so it is not certain how far Chinese constituents grasp the alteration in the constitution of the firm they have dealt with so long. Another effect of the increasing number of firms above referred to is found in the amount of cargo that is disposed of, immediately on arrival, in the numerous auction rooms. This method of sale goes far towards putting the trade on a cash basis and towards reducing the strain upon firms trading with small capital. Various enterprises have been started or considerably increased during the year. Among these may be mentioned the China Printing Company, which produces everything, from newspapers to the latest types of colour printing; the Eastern Fibre Company, formed to exploit a new method of treating ramie grass; and the Tabong Rubber and Tapioca Company. Shipbuilding and engineering works seem, on the whole, to be flourishing. A factor which may have restricted the amount of capital available for trade is the expansion of local undertakings—banks, waterworks, etc. Much ready money was necessarily absorbed in paying up the new issues of these stocks, money which would otherwise have been employed in individual business.

2°. REVENUE.—The revenue total must be considered satisfactory, ranking as it does as the third best on record. The decrease of over a million and a half taels under import duties was to have been anticipated; but the export duties are about normal, while the coast trade duties show an increase of *HkTs.* 60,000. Succeeding the record year 1906, with its special circumstances of war conditions and exceptional stocks, it could not be reasonably anticipated that the high level would be permanent. It was, in fact, generally acknowledged that the supplies were excessive and not likely to be easily disposed of. Under these circumstances most dismal prognostications were heard on all sides that the year would be ruinous generally. At first it seemed not unlikely that these forebodings would be realised, but the fluctuations in exchange enabled importers in some instances to reship their stocks to America, and thus avoid actual loss. This action also served as a salutary lesson to native buyers, *i.e.*, that prolonged delay in purchasing cargo did not necessarily mean that the original importer would, in the end, be forced to accept any price offered.

3°. FOREIGN TRADE.—(a.) *Imports*.—The aggregate values of the foreign imports show a heavy decrease, of over 32 million taels, as compared with the record year 1906. Cotton piece goods alone account for 30 millions of this amount, while metals cover 2½ millions of the balance. Under this heading it may be recorded that a strongly worded proclamation, safeguarding trade marks, was issued by the Shanghai Taotai during the year. Although applying specifically to soap and cigarettes only, its issue proves that the matter is receiving due attention at the hands of the native authorities. Under flag distribution it will be observed that the British flag shows a decrease in the total value of foreign and coast trade of about 25 million taels; American, of about 14 millions; Danish, 1½ millions; German, over 4 millions; Norwegian, over 7 millions; Russian,

over 2 millions; while the Japanese flag has increased by about 16 millions and the French by about 4 millions, the latter practically entirely confined to the Yangtze and Ningpo trade. In former years the figures for kerosene oil would have been of great value for gauging the state of the trade, since Shanghai was the one distributing centre. Now, however, the conditions are changed, and the oil companies have all established tanks at various ports in North China and on the Yangtze, and forward shipments to them direct. Consequently, although the total volume of this trade has increased for North China, the Shanghai figures are no longer the channel where this increase can be followed. During the early part of the year the quotation for American Devoe oil was *Tls.* 1.75–*Tls.* 1.80, and for Sumatra and Langkat bulk oil, *Tls.* 1.30–*Tls.* 1.40, per 10 gallons; but towards the end of the year, when exchange fell, naturally the tael price of oil went up—for Devoe oil, to *Tls.* 2.25–*Tls.* 2.30, and for bulk oil, to *Tls.* 1.75. The native dealers were unsuccessful in the early part of the year, but the rise in values enabled them to recoup their losses, and upon the whole the result left them with a fair profit. One feature in this connexion is the startling rise in Langkat shares, which now stand at over *Tls.* 400, as against *Tls.* 230 in 1906. Refined sugar from Hongkong was at very cheap prices, but the quantity was sufficient to overshadow the sales of other qualities—Japanese and German,—and the result of the year's trade was quite satisfactory to those concerned. Business in Java sugar was normal, and calls for no special remark. The total shows a decrease in value of *Tls.* 70,000 as compared with the total in 1906. The violent fluctuations in exchange, the Newchwang failures, and the American panic, all reacted to make importers cautious and refrain from hazardous undertakings.

(b.) *Exports* and (c.) *Re-exports*.—It is satisfactory to note that the staples tea and silk again show considerable improvement. Green teas, of which the better kinds are known as country teas, are reported to have been excellent in quality. The American market was good from the beginning. Hysons for other markets have also done well, and the country teamen have had a remunerative season. Supplies of green teas for the American and English markets average over 10 per cent. more than in the preceding year. The market in black teas is only useful to dispose of small quantities unsold at Hankow. Prices for common teas have ruled very high, owing to the prices commanded by Ceylon and Indian leaf. A large business has been done for the London market in common tea dust, at prices little below those obtained for leaf, giving excellent results to natives. A feature of the year's business is that there has not been low grade tea enough, either in black or greens, to meet the demand caused, as noted above, by the market for Ceylons and Indias. The silk trade was satisfactory to native sellers, but calls for no special remark. The export of cotton shows an increase of about 120,000 piculs. The crop was barely normal in quantity and quality, and prices were maintained at a high level throughout the year, from *Tls.* 17 per picul in October to *Tls.* 18.60 in December. The bulk of the export goes to Japan, and it is significant that the Japanese shippers should have adopted testing regulations during the past season with a view to mitigating the losses caused by watered cotton, which has been a cause of frequent complaint. The success, however, of these regulations still remains to be proved. The report from the local cotton mills is that the period under review has been the worst the mills have experienced since they commenced operations in 1897. All worked "short time," more or less, to reduce stocks or to keep them as low as possible; which, again, increased the working costs, owing to smaller production. Notwithstanding this report from the mills, our export figures show very considerable increases of cotton sheetings (55,000 pieces) and cotton yarn (over 100,000 piculs).

4°. *COAST TRADE*.—The trade with Newchwang again shows a heavy decrease. The aggregate value of imports has increased there by about *Hk.Tls.* 200,000, mainly due to

bean-cake and beans; but the export trade has fallen off by over 5½ million taels, on account of the decline in shipments of nankeens (value about 3 million taels), rice, Shanghai flour mill products, silk piece goods, etc.

5°. INLAND TRANSIT.—(a.) *Inwards* shows a small increase as compared with the trade during 1906, and the figures are the highest on record.

(b.) *Outwards*.—The railway to Chinkiang was completed during the year. Most of the outward transit cocoons came by this route, and a total increase of about *Hk.Tts* 25,000 has to be recorded. Practically the whole supply of cocoons arrives in June and July. The Hangchow railway line has also been commenced during the year. No statistics are available for railway-borne freight.

6°. SHIPPING.—The year 1907 cannot be considered to have been a good one for steamer companies, and it is open to question whether any of the vessels on the river or coast have done more than pay running expenses and a very moderate rate of interest on their cost. Although there was a certain amount of cargo moving all the time—923,000 applications were passed, as compared with 965,000 in 1906,—yet the rates were low and unremunerative. On several occasions charters were in the market, but the prices quoted by charterers were so reduced that little business resulted. It will be observed that the tonnage employed under the Japanese flag has increased by over 700,000 tons, nearly covering the decrease under other important flags, viz.: British, 200,000 tons; Norwegian, nearly 250,000 tons; German, 100,000 tons; and American, 200,000 tons. French tonnage also shows an increase of about 400,000 tons, due to the river and coast lines. Chinese tonnage remains about the same.

7°. PASSENGER TRAFFIC.—Passenger traffic still continues to increase. Many of the passengers who formerly used the Soochow-Hangchow launch routes now travel by rail. For the convenience of mail passengers more especially, Customs pontoons have now been moored off the Bund, enabling baggage to be passed with the minimum of delay.

8°. TREASURE.—The recorded movements of gold for 1907 show a net import of over *Hk.Tts* 3,870,000, while the net import of silver was about *Hk.Tts* 8,750,000. Copper coins—cash and cents—were imported from native ports for over *Hk.Tts* 480,000. The fluctuations between the values of these various mediums of exchange were exceedingly severe, and traders had constant cause to regret the want of a single standard, which would have enabled them in many cases to avoid the heavy losses which were sustained by natives and foreigners alike. Gold exchange, which stood at *Hk.Tts* 1 = 3s. 1½*d.* in January, continued fairly steady until October, when it fell suddenly from 3s. 0½*d.* to 2s. 8½*d.* Contrary to general anticipation, it has proved that a low exchange is more favourable to trade than a high one.

9°. OPIUM.—(a.) *Foreign*.—The total importation of foreign opium remains almost the same as in 1906, and calls for no special remark. It is much to be feared that the use of morphia is becoming increasingly general. So-called "nerve tonics," compounded freely with morphia, are being daily exported by several drug stores here. A considerable number of cases of smuggling have been detected; but owing to the similarity in the appearance of morphia to that of many other medicines—even excluding quinine and drugs imported in bottles,—it would appear almost impossible to absolutely stamp out this very undesirable traffic.

(b.) *Native*.—The figures show the third highest total on record, inferior to the exceptional quantities of the previous year by only 2,655 piculs. A comparative table, showing all the importations since 1903, is appended.

IMPORT OF NATIVE OPIUM.

	QUANTITY.	VALUE.
	<i>Piculs.</i>	<i>Hk.Fts.</i>
1903	5,073	2,207,276
1904	10,285	4,678,291
1905	13,981	5,233,239
1906	13,068	6,068,355
1907	10,413	4,396,437

NATIVE OPIUM IMPORTED, 1905 TO 1907.

	SZECHWAN.	YUNNAN.	KIANGSU.	CHEKIANG.	HONAN.	TOTAL.
1905.	<i>Piculs.</i>	<i>Piculs.</i>	<i>Piculs.</i>	<i>Piculs.</i>	<i>Piculs.</i>	<i>Piculs.</i>
1st quarter.....	3,488	736	50	4,274
2nd ".....	3,541	902	10	4,453
3rd ".....	2,120	1,081	12	3,213
4th ".....	1,689	346	6	2,041
TOTAL.....	10,838	3,065	78	13,981
1906.						
1st quarter.....	3,152	634	1	3,787
2nd ".....	2,683	1,001	1	2	...	3,687
3rd ".....	1,210	276	1,486
4th ".....	3,260	844	4	4,108
TOTAL.....	10,305	2,755	6	2	...	13,068
1907.						
1st quarter.....	1,459	207	...	10	...	1,676
2nd ".....	2,859	658	6	3,523
3rd ".....	1,365	198	1	1,564
4th ".....	2,990	653	6	...	1	3,650
TOTAL.....	8,673	1,716	13	10	1	10,413
Increase over 1906.....	7	8	1	...
Decrease on 1906.....	1,632	1,039

10°. MISCELLANEOUS.—Notes from the Engineer-in-Chief, the Coast Inspector, the Harbour Master, the Health Officer, and a Special Report upon Conservancy are attached.

H. ELGAR HOBSON,

Commissioner of Customs.

SHANGHAI, 28th February 1908.

APPENDIX No. 1.

WORKS CARRIED OUT BY THE ENGINEERS DEPARTMENT DURING 1907.

Tongting Lighthouse.—This station was entirely finished in March, and the light exhibited for the first time on the 23rd February.

Government Magazine for Explosives.—The buildings were completed in April, and as it was found impossible to land explosives from the creek, a timber jetty has had to be erected. A heavy concrete bunding along the creek was also erected.

Godown for Lights and Cruisers Stores.—This building was erected in the Pootung Yard at a cost of *Sh. Tts* 3,277.

South-west Horn Lighthouse.—The buildings were completed in July and the working party withdrawn; but the light was not exhibited till December, owing to the late arrival of the optical apparatus, clockwork, etc., from home. A temporary light was shown from the start of the works till the exhibition of the permanent one.

Button Rock Lighthouse.—A small building containing coal store and kitchen was erected.

Gutzlaff Lighthouse.—A lookout tower with quarters for signalmen was built, and at the same time certain repairs and additions were made to existing buildings.

Woosung Lighthouse.—The old burner used in this light was done away with and a Chance's incandescent petroleum one substituted, the power of the light being thereby increased about nine times.

Kiutoan Lightship.—The light here was also changed to incandescent gas, with a very marked improvement.

Bonham Lighthouse.—The machine was brought in to Shanghai and completely overhauled and the spare machine substituted.

Buoys.—All the gas buoys were ballasted. A 40-foot long mild steel spar buoy with a bronze bell was made for the Yangtze Cape, but it was lost after being a little over four weeks on its station. Many repairs have been made.

Sinkers.—Four 1-ton concrete sinkers were made for stock, also one 3-ton cast iron one of special design.

Gasworks.—The retort bench was renewed. 108,270 cubic feet of gas were made during the year.

Custom House.—Exhaust fans were fitted in the General Office and a new boiler erected for the heating installation as the old one was worn out and unsafe.

Commissioner's House.—Extensive repairs were carried out, including the covering of all the roofs with galvanized corrugated iron. Wiring was done for electric fans, and the bunding at the creek was renewed.

Passenger pontoons.—These pontoons were erected by the Municipal Council, the plans and general arrangement being approved by the Customs.

Customs Properties.—Plans were prepared of all the property leased or owned by the Customs.

Repairs.—The usual repairs to buildings in the Pootung Yard and at light-stations have been executed, and the machinery, burners, etc., have been kept up to their proper standard of efficiency.

DAVID C. DICK,

Acting Engineer-in-Chief.

SHANGHAI, 13th April 1908.

APPENDIX No. 2.

COAST INSPECTOR'S NOTES.

During the year a survey of the North Channel entrance to the Yangtze has been completed as well as minor surveys of the Langshan Crossing and parts of the South Channel.

The apprehension mentioned in the trade report for 1906 that great changes were impending in the South Channel has been allayed by the narrowing of the Tungsha Channel.

In the North Channel the Liuchiao Lighthouse has been discontinued, and this channel is now marked entirely by floating aids to navigation, *i.e.*, by a gas light-boat and five gas-lighted buoys.

Tongting Light and South-west Horn Light (Rugged Islands) were exhibited for the first time during the year.

W. FERD. TYLER,

Coast Inspector.

SHANGHAI, 11th March 1908.

APPENDIX No. 3.

SUMMARY OF PRINCIPAL EVENTS CONNECTED WITH THE WORKING OF THE
HARBOUR DEPARTMENT DURING 1907.

Buoys, Wharves, and Jetties.—In July the laying down of the moorings and buoy for the ninth and last berth in the head and stern moorings in the Lower Reach was completed for the use of the Austrian Lloyd's Steamship Company's steamers. The wharf for the Mitsui Bussan Kaisha on the Pootung side of the 11th Section of the harbour, immediately below the Yangking Creek, has been completed. Permission for the erection of a wharf for the use of the Ocean Steamship Company's steamers immediately above the Yangking Creek on the Pootung side of the 10th Section of the harbour, for a wharf for the Yih Chong Company on the Pootung side of Upper Section "C," and another for the Hanyang Iron and Steel Works on the Pootung side of Upper Section "B," has been granted. The bunding of the above-mentioned properties has been commenced, on the completion of which the erection of the wharves will be proceeded with. In September permission was granted to the Shanghai-Nanking Railway to erect a wharf 450 feet in length outside their present jetty at Woosung, but so far no work in this direction has been commenced. In December two covered-in pontoons, for the special use of passengers, were placed off the Bund, opposite the Russo-Chinese Bank, and will shortly come into use.

Bridges over the Soochow Creek.—The wooden Garden and Chekiang Road Bridges over the Soochow Creek have been replaced by steel structures, which were completed in December, and the old wooden bridges, and the coffer-dams, piling, and scaffolding erected to assist the construction of the new bridges, are now being removed, and the bridges should be open for use within a few weeks.

Removal of Opium Hulks.—The opium hulk *Wellington*, the last of the four which were moored off the Bund, was removed during January.

Amendment of Shanghai Harbour Regulations.—The harbour regulations for the port of Shanghai were amended in May, the principal alterations bearing on the discharge, loading, and storage of naphtha, benzine, mineral oil, and similar dangerous cargoes. At the same time the limits of the harbour were extended to the Kiangnan Arsenal Wharf and to the Tungkow Creek.

Steam-launches.—During the year 49 new inland waters steam navigation certificates were issued, against 75 during 1906, and on the 31st December there were 335 steam and motor launches on the register, against 314 at the end of 1906. Many of the vessels on the register are small steamers running to Tsungming, the Chusan Islands, etc., and some steps should be taken to ensure that none but capable men be permitted to take charge of their navigation and of their engine-rooms. When these vessels come forward for registration, the lowdah and engineer are examined as to their fitness by the Harbour Master and by the Customs Surveyor; but there is nothing to prevent the vessel's owners from sending along a man for examination and then appointing another, perhaps wholly incapable, to take charge of the vessel. To guard against this, it is necessary that some proper system of examination be commenced and certificates bearing the photograph of the holder issued.

Malukiao Dynamite Magazine.—The new dynamite magazine at Malukiao was completed in July, and the first lot of dynamite for storage was received in October.

Pilotage.—The pilotage service has worked satisfactorily and smoothly during the year.

APPENDIX No. 4.

REPORT ON THE WORKING OF THE SANITARY STATION DURING 1907.

The station was in operation throughout the year; during this period 436 vessels were inspected and 74,359 persons were examined.

TABLE I.—Number of Vessels inspected and Persons examined by the Port Health Officer, from Infected Ports, last visited.

PORTS.	VESSELS.	CREW.	PASSENGERS.		TOTAL.
			Foreign.	Native.	
Formosa.....	16	1,721	1,337	693	3,751
Manila.....	13	4,302	1,044	1	5,347
Kobe.....	103	11,039	2,561	3,811	17,411
Hongkong.....	226	22,907	3,998	9,940	36,845
Amoy.....	27	1,994	71	1,021	3,086
Foochow.....	30	2,399	65	2,025	4,389
Non-infected ports.....	21	2,122	388	1,020	3,530
TOTAL.....	436	46,384	9,464	18,511	74,359

The 21 vessels from non-infected ports were presented for inspection either in error (10) or as having had infectious disease (six), suspicious deaths (four), or suspicious illness (one) on board within 10 days. 18 vessels bound direct for the Yangtze ports were inspected. 25 vessels were specially inspected out of hours. Of the 436 vessels inspected, one was placed in quarantine.

TABLE II.—Cause for which Vessel was quarantined, and the Treatment adopted.

NUMBER OF VESSELS.	CAUSE OF QUARANTINE.	TREATMENT ADOPTED.
1	Death from cholera.....	Removal of corpse and disinfection of quarters and clothing.

The vessel quarantined was the s.s. *Chikuzen Maru*, which left Nagasaki on the 22nd September and arrived here on the 24th, with 44 foreign and 11 native passengers. The master reported the death of a Japanese second-class passenger on the voyage; that the deceased came on board at Nagasaki in apparently good health and shortly afterwards complained of cramps in the belly and loose stools, which increased in severity, till he died at 2 A.M. on the 24th, after 30 hours illness. With this history and an examination of the body the case was considered to have been one of cholera, contracted at Nagasaki. The corpse with all the clothing in the cabin (of which the deceased had been the sole occupant) were removed to the station, and the cabin and water-closet were thoroughly disinfected. Pratique was granted after 3½ hours quarantine.

Cases of infectious diseases, sudden deaths, etc., occurred on several vessels inspected; but, owing to the measures employed, the risk to the health of the ports was not considered great enough to justify quarantine. The following are examples:—

- 1.—H.B.M.S. *Flora*, which left Nanking on the 23rd January and arrived here on the 24th, with a crew of 304, no passengers. Telegraphic information having been received from Nanking of the occurrence of a case of small-pox on board and of the expected time of arrival of the vessel, she was boarded immediately on arrival; the patient, a sailor, who had been carefully isolated, was examined and the diagnosis confirmed. The sick on board (five) were also examined and found free of infectious disease. The immediate removal of the small-pox patient to the Shanghai Isolation Hospital, by boat in tow of launch under the charge of one of the ship's surgeons, was advised and acted upon. The method of disinfection of the vessel was decided on and immediate pratique was granted.
- 2.—The French mail steamer *Tourane*, which left Hongkong on the 22nd January and arrived here on the 25th, with 203 foreign and five native passengers. The surgeon reported a case of small-pox (French sailor) as having occurred after leaving Saigon. The patient was examined and found to be suffering from small-pox in a mild form. During inspection all others on board were found to be in good health. As no suitable means of conveying the patient to the Isolation Hospital at Shanghai was at hand, the patient was taken to the station for treatment. Instructions were given for the disinfection of the quarters where the patient had been isolated and immediate pratique was granted to the vessel. The patient was discharged to the same vessel on her return from Japan 21 days later.
- 3.—The s.s. *Tongo Maru*, which left Kobe on the 1st March and arrived here on the 5th, with a crew of 119 and 48 foreign and 24 native passengers. The master reported having a corpse on board, that of a Chinese passenger shipped at Seattle, who died on board at Moji. The history of the case pointed to tuberculosis as the cause of death. The body, which had been embalmed, was permitted to pass, and immediate pratique was granted.
- 4.—The s.s. *Hsinyu*, which left Tientsin on the 11th April and arrived here on the 14th, with a crew of 85 and one foreign and 90 native passengers. The master reported having had a death on the voyage. The deceased, a Chinese male passenger, had been shipped sick at Tientsin and died during the rough weather on the day previous to arrival here. Examination of the corpse revealed no sign of plague or other infectious disease. During inspection all on board were found in good health. The coffin with corpse was removed to the station and immediate pratique was granted.
- 5.—The German mail steamer *Prinz Eitel Friedrich*, which left Nagasaki on the 30th April and arrived here on the 2nd May, with a crew of 259 and 74 foreign passengers. On the 4th May the master reported the death of one of the Chinese firemen from heart disease at 6 P.M. on the 3rd, and requested permission to land the body. As the vessel was on the point of sailing and the history of the case and appearance of the body contra-indicated plague or other infectious disease, the corpse was removed to the station and immediate pratique was granted.

- 6.—The s.s. *Kaiping*, which left Chinwangtao on the 13th July and arrived here on the 16th, with a crew of 91 and two foreign and 14 native passengers. The master reported the occurrence of a case of small-pox (second officer), which was landed at Chinwangtao on the 13th. Disinfection of the quarters had been satisfactorily performed. The personal effects and bedding of the patient were removed to the station and disinfected and the quarters were ordered to be painted. Immediate pratique was granted.
- 7.—The s.s. *Lifung*, which left Hankow on the 17th July and arrived here on the 20th, with a crew of 106 and seven foreign and 245 native passengers. The master reported the finding of a Chinese second-class passenger dead in his cabin after passing Woosung, and on arrival at Shanghai informed the Harbour Master, who ordered the vessel back to the quarantine anchorage. The body on examination was found very much decomposed, so that the cause of death (which must have happened at least 12 hours before) could not be ascertained. The corpse was removed to the station and instructions were given for the disinfection and painting of the cabin. There being no reason to suspect plague as the cause of death immediate pratique was granted.
- 8.—The s.s. *Kwongsung*, which left Hongkong on the 1st August and arrived here on the 6th, with 15 foreign and 106 native passengers. During inspection one of the native passengers was found with signs somewhat suspicious of plague and was removed to the station for observation. The vessel was granted immediate pratique. After removal the condition of the patient remained unchanged for two days, but on the morning of the third day well-marked signs of plague—septicæmic form—suddenly developed, and the patient died at 10.30 P.M. of the same day. As the patient had been removed from the vessel before the disease had become infectious, and the absence of infected rats on board had been ascertained, it was not deemed necessary to disinfect the vessel, then on the point of departure for Hongkong, but the latter port was notified of the occurrence by telegraph. The vessel was disinfected at Hongkong later, resulting in 30 rats being killed.
- 9.—The s.s. *Kutwo*, which left Hankow on the 22nd August and arrived here on the 25th, with seven foreign and 521 native passengers. Acting on information received by telegraph from the Kiukiang Customs, of the landing there of a native passenger suffering from cholera when the vessel was leaving, the vessel was stopped here on her way to Shanghai. The master professed ignorance of any sick man having been landed at Kiukiang. During inspection all on board were found to be in good health. Immediate pratique was granted.
- 10.—The s.s. *Koonshing*, which left Tientsin on the 22nd August and arrived here on the 25th, with 10 foreign and 69 native passengers. As two cases of cholera were known to have occurred on board within 10 days, this vessel was stopped at Woosung for inspection. The master reported that on the voyage from Shanghai to Tientsin two of his crew—third and fourth engineers—were attacked by cholera; that one (fourth engineer) died on the 15th August after 16 hours illness, and that the other recovered and was sent on shore at Taku on the 18th; that the vessel was kept in quarantine at Taku for five days; and he showed me a certificate of the disinfection of the vessel. During inspection all on board were found in good health, except one of the native

- crew, who was removed to the station for observation, and was discharged after two days. Immediate pratique was granted.
- 11.—The s.s. *Agamemnon*, which left Hongkong on the 23rd August and arrived here on the 26th, with a crew of 73, no passengers. The master reported that one of the native crew had disappeared on the voyage. The ship's surgeon had seen him in good health on the day of his disappearance. Immediate pratique was granted.
- 12.—The s.s. *America Maru*, which left Hongkong on the 24th August and arrived here on the 26th, with 55 foreign and 71 native passengers. The surgeon reported that a second-class passenger—a Swede, aged 65—had died of heat-stroke after three-quarters of an hour's illness on the day of the vessel's departure. The official log-book verified this statement. There being no reason to suspect plague or other infectious disease as the cause of death immediate pratique was granted.
- 13.—The German mail steamer *Goeben*, which left Nagasaki on the 1st October and arrived here on the 3rd, with 148 foreign and 38 native passengers. At 1.15 A.M. on the 5th the agents shipping clerk reported that one of the Chinese firemen of this vessel had died, at 9 P.M. on the previous day, was unable to report the occurrence sooner owing to rough weather, and asked that the vessel should be visited before 6 A.M., as she was due to leave at that hour. On boarding the vessel the ship's surgeon reported that the man had only been ill for two hours, had no vomiting or purging, and that he died of heart failure. Examination of the body revealed no sign of plague or other infectious disease. The body (which had been isolated) and personal effects were removed to the station and the vessel was "permitted to proceed."
- 14.—The s.s. *Tamba Maru*, which left Moji on the 24th October and arrived here on the 26th, with 20 foreign and 95 native passengers. The master reported that the Japanese cook was attacked by cholera on the 21st October and was removed to the Moji quarantine station on the same day and died on the 23rd. The vessel was in quarantine at Moji for three days; though nominally placed there for five days she was permitted to leave for Shanghai after the fore-castle, deck-houses, steerage quarters, personal effects of crew, and steerage passengers had been disinfected, and so put in the remaining period at sea. On inspection here all on board were found in good health and immediate pratique was granted.

TABLE III.—Number of Men-of-war, Transports, etc., presented for Inspection.

NATIONALITY.	MEN-OF-WAR.	TRANSPORTS, ETC.	TOTAL.
American.....	5	...	6
British.....	2	...	2
Japanese.....	2	...	2

Of the 74,359 persons examined, 32 were removed to the station as suspects and one to the Shanghai Isolation Hospital.

TABLE IV.—Number of Patients removed to the Station for Observation and Treatment, the Diseases developed, and the Mortality.

DISEASES WHICH DEVELOPED.	NUMBER OF SUSPECTS.			NUMBER OF DEATHS.
	Foreign.	Native.	TOTAL.	
Plague.....	...	2	2	1
Small-pox.....	2	...	2	...
Typhoid fever.....	...	2	2	1
Beriberi.....	...	1	1	...
Parotitis.....	...	1	1	...
Keratitis.....	...	1	1	...
Abscess.....	...	2	2	...
Buboes.....	1	5	6	...
Fever.....	5	10	15	...
Wounds.....	...	1	1	...
TOTAL.....	8	25	33	2

The two deaths, from plague and typhoid fever, occurred on the third and eighth day of admission respectively. The fatal plague case was of the septicemic form and only developed on the second day after removal. The other case was of the bubonic form and was discharged cured after 42 days. Of the two cases of small-pox, one was treated at the station and was discharged after 21 days, and the other, a sailor from H.B.M.S. *Flora*, was taken direct to the Shanghai Isolation Hospital. The average detention of patients at the Station was 11 days each.

TABLE V.—Quantities of Prohibited and Dangerous Articles destroyed, disinfected, and prevented Discharge.

NATURE OF ARTICLES.	DESTROYED	DISINFECTED.	PREVENTED DISCHARGE.
Rags, etc.....	1,662 bales
Fruit.....	788 packages
Vegetables.....
Plants with earth.....	8 pieces
Personal effects.....	...	524 pieces	...
Coffins with corpses.....	...	8 "	...
Shell-fish.....	2 packages
Sand.....	60 tons

Under the heading "Rags, etc." are included old gunny bags found to be unclean. The disinfectant was made use of on 36 occasions.

Junk Inspection.—A continuous watch was kept at the Woosung Lighthouse throughout the year, and all sea-going junks were boarded on arrival by the sanitary constable stationed

there. During the year 1,410 junks were examined, of which 138 were from Foochow, but none arrived during the period that port was declared infected and no junks arrived from any other port declared infected. No suspects were found. The only prohibited articles found were six plants in pots, which were destroyed, and two coffins with corpses from Newchwang, which were permitted to pass.

General.—Since the outbreak of the present pandemic of plague at Hongkong in 1894 the danger to Shanghai of infection by that disease has not been so great as during the past year. This enhanced danger was due to the great famine in the Yangtze Valley, rendering the population more susceptible to the disease and entailing the hitherto unknown peril from the importation of rice (a recognised harbinger of the plague germ when of inferior quality), which could only be obtained from places where that disease had already spread, chief of which was Saigon, where “some isolated cases” occurred. Fortunately, with the exception of Formosa, the annual recrudescences of plague at the different ports were of less severity than usual—in the cases of Swatow, Canton, and Newchwang not sufficient to justify their being declared infected,—and though the disease appeared at all the principal ports in Japan at some time during the year, yet the measures taken there prevented any alarming spread of the disease. While Saigon was added to the list of ports to which plague has found entry, the thorough measures employed in Manila have resulted in the apparent suppression, if not extermination, of the disease there; but its recurrence in San Francisco, notwithstanding the great fire, shows how difficult it is to eradicate.

A sharp outbreak of cholera, apparently of local origin, occurred in Shanghai during August and the beginning of September. Its short duration at Shanghai, a little over a month, was probably due to the ingenious action of the Municipal Health Officer in sending criers among the natives to preach the doctrine of food freshly fired. This disease appeared almost simultaneously at Tientsin and Moji, both of which ports were said to have been infected from Shanghai. Ningpo, Hangchow, and most of the Yangtze ports were also infected. In Japan the disease spread rapidly, and a useless five days quarantine was enforced on vessels arriving from Shanghai, which was not removed till some weeks after the cessation of the epidemic here. No ports were declared infected by Shanghai on account of cholera.

The carrying out of the Whangpoo Conservancy scheme will again necessitate the transfer of the Quarantine Station at an early date, as most of its ground is included in the lines of the new channel. It is purposed to move the station further back on Pheasant Point, so as to occupy the future water frontage there.

The only serious illness among the members of the staff was a case of carbuncle affecting one of the hospital boys.

ROBERT H. COX,

Port Health Officer.

Woosung, 20th January 1908.

APPENDIX No. 5.

REPORT ON WHANGPOO RIVER CONSERVANCY WORK DURING 1907.

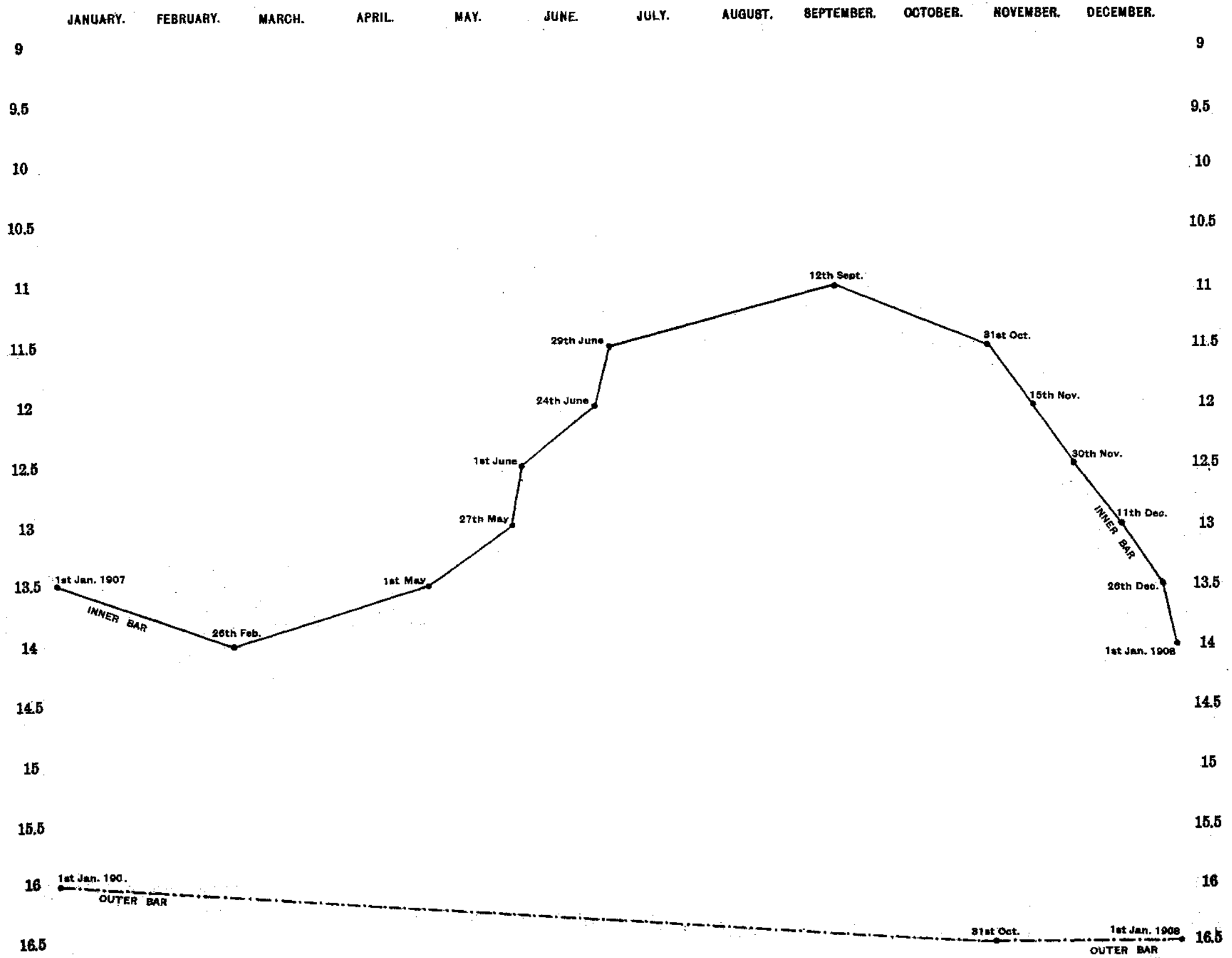
Conservancy work made steady and successful progress during the year 1907, and everything goes to indicate that the main feature of Mr. DE RIJKE'S scheme—the deflecting of the river and the traffic into Junk Channel—will be effected at an earlier date than was generally anticipated. The brushwood supply, referred to in the preceding year's report as a source of difficulty, has been effectively maintained and now works smoothly and well, and as it is all of hard-wood is an excellent material for this work. Quarters have been built at Woosung and Woosung Forts to house the staff, a portion of the iron barracks brought to Shanghai for the German troops was purchased and erected at Kajow for similar purpose, and the Customs hulk *Kuashing* was lent to us and fitted up as a floating dwelling-place. The staff has been largely increased, and in addition to men taken on locally the services of 16 fascine work experts were obtained from Holland. The contracts for dredging work to an amount of 2 million taels, and for the construction of the 1-mile training jetty from Princes Pier to the Outer Bar, also costing nearly 2 million taels, were allotted, on the strong recommendation of Mr. DE RIJKE, to the Dutch contractors, Messrs. Ten Bokkel Huinink, Korthals Altes, Van Thiel de Vries, & Co. (the East Asiatic Dredging Company), who are experienced in works of this nature, and could supply, besides expert workmen, a more effective plant than the other competitors.

During the first half of the year the normal lines from the Arsenal to the Outer Bar were laid down, and plans, scale 1: 12,000, placed on view at the Customs Harbour Department, which are now obtainable at the Conservancy Office. Over 600 *mou* of land were purchased on Gough Island for storing materials, and the Gough Island training works started in earnest in anticipation of the arrival from Europe of the dredgers. The parallel dams for deflecting the stream at the upper and lower ends of Gough Island were started and raised as far as deemed practical till dredging could commence, and it was found that the zinkstuks—mattresses of brushwood weighted with stone—once sunk in position soon solidified and maintained their place, in spite of any currents or changes in the river bottom.

During the last half of the year two bucket dredgers and one hopper-suction dredger arrived after a long and adventurous voyage from Europe (in December two more of similar capacity started on their way), and after a quick overhaul they were set to work in Junk Channel, and have worked there successfully and uninterruptedly since. Their first work is to cut a channel 15 feet below low water and about 500 feet wide from the deep water above Gough Island to the deep water above Signal Station in the Junk Channel. The increase in current as their work advances has been interesting to watch, and promises good help from the tides when the channel is through. There has been very little silting up behind the dredgers as they advanced, and, as mentioned above, everything indicates that the shipping route will be through "Junk" Channel sooner than could have been hoped.

In this connexion it is well to mention that a deep, wide channel will be left in Ship Channel until the Junk Channel route is safe and open to traffic. Both channels are carefully watched and frequently surveyed, and as anticipated the effect of the works at Lower Gough Island has been to increase the depth of the Inner Bar; but this, of course, is only temporary.

DIAGRAM SHOWING DEPTH OF THE WOOSUNG INNER AND OUTER BARS BELOW LOW-WATER DATUM, 1907.

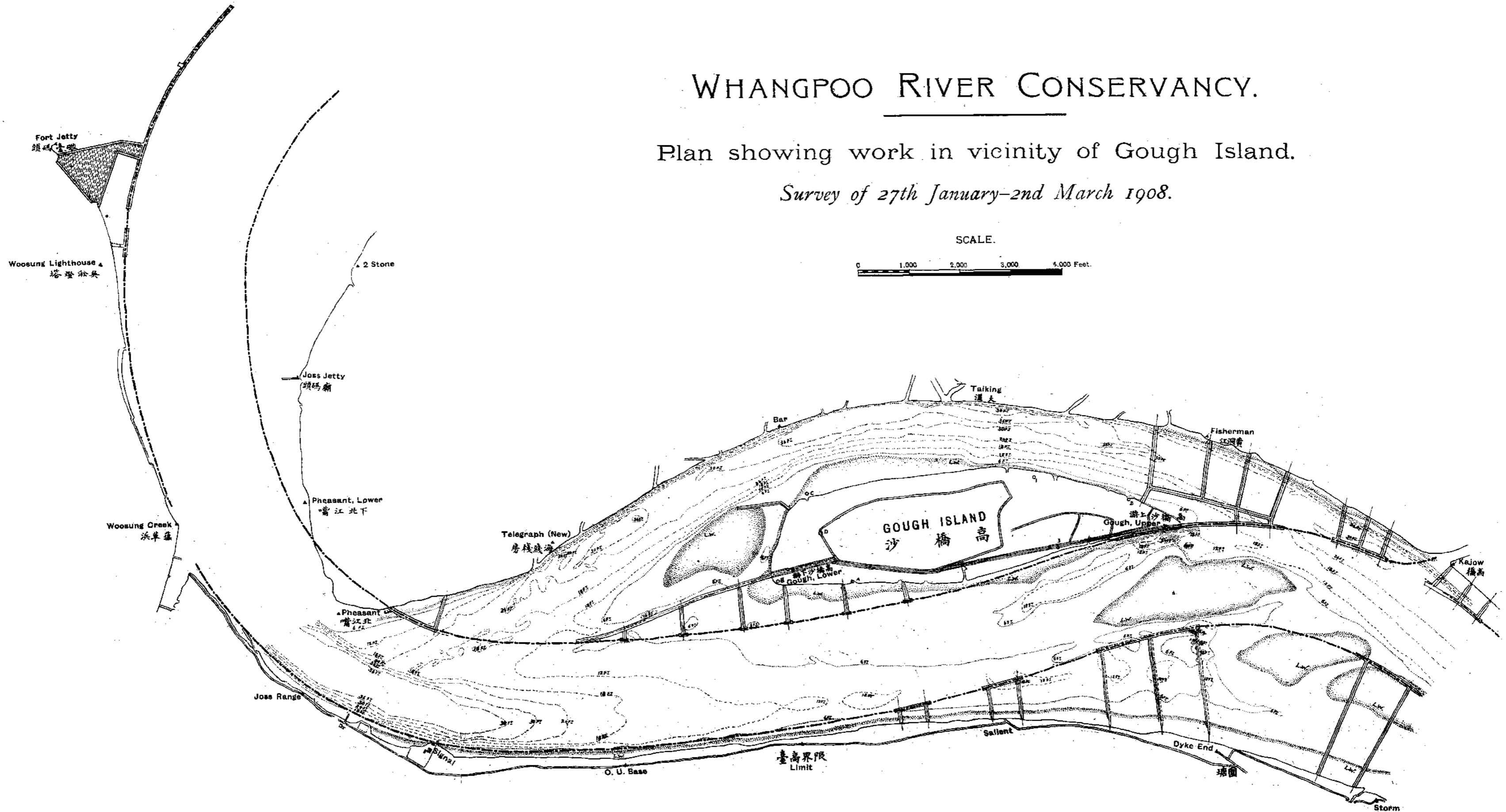



WHANGPOO RIVER CONSERVANCY.

Plan showing work in vicinity of Gough Island.

Survey of 27th January-2nd March 1908.

SCALE.



A protest was made by several German shipping firms against Mr. DE RIJKE's operations in the Gough Island neighbourhood on the grounds that the scheme was dangerous and might result in the blocking up of Ship Channel—or undue shallowing of it—before Junk Channel was open. The protest was not endorsed by shipowners of other nationalities, but at the request of the Conservancy Board Mr. DE RIJKE briefly replied to it, both documents being published in the Shanghai papers.

Work on the sea dike and fort jetty was not far advanced at the end of the year, as much preparative work had first to be done, including the laying of a light rail track for carrying stone and other materials on to the jetty, constructing houses for the staff, store places for materials, etc.; but a start had been made.

The year 1908 will probably be a more eventful one in the history of the Shanghai river; but 1907 has been a very useful if less conspicuous one, and a visit at low tide to Gough Island and its neighbourhood will well repay anyone interested in the Conservancy scheme, besides giving a better idea of the works than is possible in a written report.

A plan illustrating the progress of the work is attached to this report.

H. E. HOBSON,

A Director of the Conservancy Board.

SHANGHAI, *March* 1908.

SHANGHAI TRADE STATISTICS.

I.—SHIPPING.

1. Number and Tonnage of Vessels Entered and Cleared under each Flag at the Maritime Customs, during 1907.

a.—Under General Regulations.

FLAG.	STEAMERS.													
	ENTERED INWARDS.						CLEARED OUTWARDS.						TOTAL ENTERED AND CLEARED.	
	With Cargo.		In Ballast.		TOTAL.		With Cargo.		In Ballast.		TOTAL.			
	No.	Tons.	No.	Tons.	No.	Tons.	No.	Tons.	No.	Tons.	No.	Tons.	No.	Tons.
American.....	46	340,096	30	70,123	76	410,219	54	263,519	23	146,710	76	410,229	152	820,448
Austrian.....	20	79,563	5	19,219	25	98,782	20	80,331	5	18,451	25	98,782	50	197,564
Belgian.....	1	2,903	1	2,903	1	2,903	1	2,903	2	5,806
British.....	1,733	3,131,012	177	277,638	1,910	3,408,650	1,496	2,559,910	423	861,999	1,919	3,421,909	3,820	6,830,559
Danish.....	23	40,677	7	6,266	30	46,943	18	24,950	14	22,124	32	47,074	62	94,017
Dutch.....	15	36,108	5	3,220	20	39,328	13	28,447	7	10,881	20	39,328	40	78,656
French.....	290	594,943	115	16,263	405	611,206	277	55,836	124	54,632	401	610,468	806	1,221,674
German.....	433	788,804	28	63,734	461	852,538	393	681,093	66	170,999	459	852,092	920	1,704,630
Japanese.....	776	1,363,992	1,043	60,091	1,819	1,424,083	542	1,056,653	1,286	377,252	1,828	1,433,905	3,647	2,857,988
Korean.....	4	3,236	1	41	5	3,277	4	3,236	4	3,236	9	6,513
Norwegian.....	141	145,531	20	20,669	161	166,200	54	47,120	110	122,227	164	169,347	325	335,547
Russian.....	34	64,315	14	28,134	48	92,449	44	84,848	4	7,556	48	92,404	96	184,853
Swedish.....	1	2,180	1	2,180	2	4,360	2	4,360	2	4,360	4	8,720
Chinese.....	800	1,003,725	2,214	70,128	3,014	1,073,853	777	976,942	2,203	90,176	2,980	1,067,118	5,994	2,140,971
Total: Steamers.....	4,316	7,594,182	3,661	640,609	7,977	8,234,791	3,691	6,366,912	4,268	1,886,243	7,959	8,253,155	15,936	16,487,946
	SAILING VESSELS.													
British.....	4	3,734	14	5,367	18	9,101	7	3,805	10	4,935	17	8,740	35	17,841
Dutch.....	3	212	3	212	3	212
French.....	57	1,211	312	8,808	369	10,019	84	1,783	487	13,747	571	15,530	940	25,549
German.....	3	886	2	885	5	1,771	4	1,337	2	885	6	2,222	11	3,993
Japanese.....	770	16,346	2,365	63,939	3,035	80,285	882	18,724	5,139	145,073	6,021	163,797	9,056	244,082
Chinese.....	4,998	149,372	4,549	132,264	9,547	281,636	6,736	187,489	10,440	296,775	17,176	484,264	26,723	765,900
Total: Sailing Vessels.....	5,832	171,549	7,145	211,475	12,977	383,024	7,713	213,138	16,078	461,415	23,791	674,553	36,768	1,057,577
GRAND TOTAL.....	10,148	7,765,731	10,806	852,084	20,954	8,617,815	11,404	6,580,050	20,346	2,347,658	31,750	8,927,708	52,704	17,545,523

b.—Under Inland Steam Navigation Rules.

FLAG.	ENTERED INWARDS.						CLEARED OUTWARDS.						TOTAL ENTERED AND CLEARED.	
	With Cargo.		In Ballast.		TOTAL.		With Cargo.		In Ballast.		TOTAL.		No.	Tons.
	No.	Tons.	No.	Tons.	No.	Tons.	No.	Tons.	No.	Tons.				
British.....	1	6	1	6	1	6	1	6	2	12
French.....	136	2,177	136	2,177	16	265	120	1,912	136	2,177	272	4,354
Japanese.....	3	81	144	3,874	147	3,955	114	3,972	33	883	147	3,955	294	7,910
Chinese.....	3	61	2,863	39,527	2,866	39,588	570	7,061	2,296	32,527	2,866	39,588	5,732	79,176
TOTAL.....	6	142	3,144	45,584	3,150	45,726	700	10,398	2,450	35,328	3,150	45,726	6,300	91,452

2°. Number and Tonnage of Vessels Entered and Cleared at the Maritime Customs, 1898 to 1907.

YEAR.	ENTERED INWARDS.						CLEARED OUTWARDS.					
	Steamers.		Sailing Vessels.		TOTAL.		Steamers.		Sailing Vessels.		TOTAL.	
	No.	Tons.	No.	Tons.	No.	Tons.	No.	Tons.	No.	Tons.	No.	Tons.
1898.....	2,977	3,896,291	423	197,959	3,400	4,094,250	2,979	3,911,614	431	199,164	3,410	4,110,778
1899.....	3,272	4,338,366	428	151,896	3,700	4,490,262	3,279	4,299,954	421	147,727	3,700	4,447,681
1900.....	3,273	4,596,350	394	130,091	3,667	4,726,441	3,269	4,580,489	386	125,489	3,655	4,705,978
1901.....	3,698	5,277,381	484	118,544	4,182	5,395,925	3,692	5,266,207	487	119,053	4,179	5,385,260
1902.....	3,979	5,911,884	448	113,433	4,427	6,025,317	3,965	5,900,651	438	115,198	4,403	6,015,849
1903.....	4,093	6,060,121	584	119,433	4,677	6,179,554	4,079	6,038,884	574	124,097	4,653	6,162,981
1904.....	4,059	5,953,280	652	122,999	4,711	6,076,279	4,057	5,985,746	666	119,773	4,723	6,105,519
1905*.....	11,810	7,195,865	15,506	496,342	27,316	7,692,207	11,589	7,142,544	24,176	744,559	35,765	7,887,103
1906*.....	11,525	8,098,618	14,507	457,890	26,032	8,556,508	11,469	8,091,917	24,118	724,537	35,587	8,816,454
1907*.....	11,127	8,280,517	12,977	383,024	24,104	8,663,541	11,109	8,298,881	23,791	674,553	34,900	8,973,434

* Including towed Passenger-boats and Cargo Junks.

3°. Number of Vessels Entered and Cleared at the Native Customs during the 21st to 24th Periods (16th November 1906 to 5th November 1907).

		JUNKS.
		No.
Entered.....		4,515
Cleared.....		5,597
Of Junks entered—		Of Junks cleared—
95 were from Kwantung.		74 were for Kwantung.
1,163 " " Shantung.		1,268 " " Shantung.
1,008 " " Kiangpeh.		2,114 " " Kiangpeh.
228 " " Fukien.		229 " " Fukien.
1,882 " " Chekiang.		1,901 " " Chekiang.
139 " " Kiangsi.		11 " " Kiangsi.
4,515 Entered.		5,597 Cleared.

4°. Number and Tonnage of Vessels Entered and Cleared under Inland Steam Navigation Rules at the Native Customs during the 21st to 24th Periods (16th November 1906 to 5th November 1907).

	STEAM-LAUNCHES.	
	<i>No.</i>	<i>Tons.</i>
Entered.....	556	97,047
Cleared.....	557	98,922
<p>Of Steam-launches entered—</p> <p>462 were from Kiangpeh. 94 " " Chekiang.</p> <hr/> <p>556 Entered.</p>		
<p>Of Steam-launches cleared—</p> <p>461 were for Kiangpeh. 96 " " Chekiang.</p> <hr/> <p>557 Cleared.</p>		

II.—VALUES.

1°. Gross and Net Values of the Maritime Customs Trade, 1905 to 1907.

	1905.		1906.		1907.	
	GROSS.	NET.	GROSS.	NET.	GROSS.	NET.
FOREIGN GOODS.	<i>Hk. Tls.</i>	<i>Hk. Tls.</i>	<i>Hk. Tls.</i>	<i>Hk. Tls.</i>	<i>Hk. Tls.</i>	<i>Hk. Tls.</i>
Imported from Foreign Countries and Hongkong.....	258,381,378		225,043,251		192,765,079	
Imported from Chinese Ports.....	1,194,387		2,492,295		4,703,068	
Total Foreign Imports.....	259,575,765		227,535,546		194,468,147	
Re-exported to Foreign Countries and Hongkong...	10,199,186		13,359,292		10,314,115	
Re-exported to Chinese Ports (chiefly to Northern and Yangtze Ports).....	157,169,406		139,304,104		137,825,050	
Total Foreign Re-exports.....	167,368,592		152,663,396		148,139,165	
Net Total Foreign Imports.....		92,207,173		74,972,150		46,328,982
NATIVE PRODUCE.						
Imported (chiefly from Northern and Yangtze Ports)	112,274,251		115,424,069		124,525,907	
Re-exported to Foreign Countries.....	69,120,537		74,244,381		81,960,218	
Re-exported to Chinese Ports.....	30,485,940		26,412,390		25,573,978	
Total Native Re-exports.....	99,606,477		100,656,771		107,534,196	
Net Total Native Imports.....		12,667,774		14,767,298		16,991,711
Native Produce of local origin Exported to Foreign Countries.....	38,841,094		44,746,129		50,003,369	
Native Produce of local origin Exported to Chinese Ports.....	33,263,152		34,250,752		23,734,177	
Total Exports of local origin.....		72,104,246		78,996,881		73,737,546
Gross Value of the Trade of the Port.....	443,954,262		421,956,496		392,731,600	
Net Value of the Trade of the Port, i.e., Foreign and Native Imports less Re-exports, and Native Exports of local origin.....		176,979,193		168,736,329		137,058,239

2°. Value of the Maritime Customs Trade, 1898 to 1907.

YEAR.	IMPORTS FROM		EXPORTS TO		TOTAL IMPORTS AND EXPORTS.	RE-EXPORTS.	TREASURE.		TRANSIT TRADE.	
	Foreign Countries.	Native Ports.	Foreign Countries.	Native Ports.			Imported.	Exported.	Inwards.	Outwards.
	<i>Hk. Tls.</i>	<i>Hk. Tls.</i>	<i>Hk. Tls.</i>	<i>Hk. Tls.</i>	<i>Hk. Tls.</i>	<i>Hk. Tls.</i>	<i>Hk. Tls.</i>	<i>Hk. Tls.</i>	<i>Hk. Tls.</i>	<i>Hk. Tls.</i>
1898.....	126,631,681	76,616,131	31,177,831	16,780,194	251,205,837	162,561,542	50,058,703	41,759,716	2,395,704	2,843,181
1899.....	153,808,291	82,070,625	45,519,032	25,303,442	306,701,390	182,096,671	52,286,849	41,325,054	1,331,505	4,514,125
1900.....	135,990,094	67,352,927	33,587,296	16,676,460	243,606,777	145,877,618	69,176,886	41,715,406	667,806	4,269,868
1901.....	158,943,521	76,965,247	36,501,943	26,044,069	298,454,780	180,029,004	33,749,760	38,422,426	912,105	5,265,149
1902.....	182,179,795	87,110,966	51,149,816	25,682,287	346,122,864	207,347,156	51,736,543	41,145,335	549,118	7,749,928
1903.....	184,192,959	101,965,546	37,885,568	27,156,536	351,200,609	232,387,710	50,145,011	40,979,528	690,581	11,018,560
1904.....	195,025,937	129,850,889	51,191,801	28,995,633	405,064,260	259,584,090	55,122,306	41,976,283	1,871,153	5,013,767
1905.....	258,381,378	113,468,638	38,841,094	33,263,152	443,954,262	266,975,069	69,918,597	69,551,934	1,548,978	5,017,092
1906.....	225,043,251	117,916,364	44,746,129	34,250,752	421,956,496	253,220,167	51,537,115	30,822,808	1,312,718	4,560,771
1907.....	192,765,079	126,228,975	50,003,369	23,734,177	392,731,600	255,673,361	53,754,731	40,642,591	1,627,395	5,973,049

3. Value of the Native Customs Trade during the 21st to 24th Periods
(16th November 1906 to 5th November 1907).

	21st-24th PERIODS.
—	
IMPORTS.	
Imported from Foreign Countries.....	<i>Nil.</i>
Imported from Chinese Ports.....	7,540,243
TOTAL IMPORTS.....	7,540,243
—	
EXPORTS.	
Native Produce of local origin Exported to Foreign Countries.....	<i>Nil.</i>
Native Produce of local origin Exported to Chinese Ports.....	6,506,828
TOTAL EXPORTS OF LOCAL ORIGIN.....	6,506,828
TOTAL VALUE OF THE TRADE OF THE PORT.....	14,047,071

III.—IMPORTS.

1°. Foreign Goods imported through the Maritime Customs during 1907.

DESCRIPTION OF GOODS.	Classifier of Quantity.	IMPORTS FROM FOREIGN COUNTRIES AND HONGKONG.		IMPORTS FROM CHINESE PORTS.		RE-EXPORTS TO FOREIGN COUNTRIES AND HONGKONG.		RE-EXPORTS TO CHINESE PORTS.		Net TOTAL IMPORTS.	
		Quantity.	Value.	Quantity.	Value.	Quantity.	Value.	Quantity.	Value.	Quantity.	Value.
OPIUM.											
Malwa.....	Piculs	13,065.73	7,970,095	27.09	16,525	35.50	21,655	11,040.00	6,734,400	2,017.32	1,230,565
Patna.....	"	9,844.83	4,794,434	121.20	59,025	72.00	35,064	1,492.80	726,995	8,401.23	4,091,400
Benares.....	"	5,863.23	2,790,898	1.20	571	126.00	59,976	440.40	209,630	5,298.03	2,521,863
Persian.....	"	4.08	1,836	4.08	1,836
Boiled.....	"	2.48	2,233	0.12	108	0.32	284	2.28	2,057
COTTON GOODS.											
Shirtings, Grey, Plain:—											
7 lb. and under, American.....	Pieces	50	116
" " English.....	"	249,193	368,805	365	540	202,308	299,415	46,520	68,850
Over 7 lb. and not over 9 lb., American.....	"	30,450	68,512	3,200	7,200	49,960	112,410
" " Dutch.....	"	360	846
" " English.....	"	1,301,585	2,759,360	120	254	37,549	79,604	1,391,627	2,950,249
Over 9 lb. and not over 11 lb., American.....	"	6,000	14,880	20,570	51,013
" " Dutch.....	"	250	750
" " English.....	"	612,625	1,709,224	50	140	157,582	439,653	862,830	2,407,295
" " Indian.....	"	1,250	3,250
Over 11 lb., American.....	"	2,600	9,360	1	4	31,637	113,893
" " Dutch.....	"	120	402	1,260	4,221
" " English.....	"	1,165,004	3,797,913	362	1,180	202,980	661,715	1,090,829	3,585,442
" " Indian.....	"	18,470	59,104
" " Japanese.....	"	2,002	5,005	120	300	1,882	4,705
Sheetings, Grey, Plain:—											
Over 9 lb. and not over 11 lb., American.....	Pieces	57,500	161,575	640	1,798	38,400	107,904	309,750	870,397
" " English.....	"	1,740	4,820	8,578	23,761
" " Japanese.....	"	100	280
Over 11 lb., American.....	"	513,390	1,858,472	262	948	279,453	1,011,620	1,955,323	7,078,270
" " English.....	"	90,490	294,742	100	325	17,840	57,980	223,846	727,501
" " Indian.....	"	420	1,197	34,420	98,097
" " Italian.....	"	163	584	230	781
" " Japanese.....	"	6,002	15,725	3,540	9,275	42,990	112,634
Shirtings, White, Plain, American.....	"	250	1,388	250	1,388
" " Dutch.....	"	139,146	521,798	100	375	1,801	6,754	91,089	341,584	46,356	173,835
" " English.....	"	2,067,259	7,958,947	2,016	7,762	350,402	1,349,048	1,884,537	7,255,467
" " Italian.....	"	1,330	4,948	1,330	4,948
White Irishes.....	"	109,254	458,867	4,136	17,371	89,082	374,144	16,036	67,352
Long Cloth.....	"	50	312	49	292	1	20
Shirtings, White, Figured, Brocaded, and Spotted.....											
Cotton Damasks, White.....	"	40,568	190,264	322	1,510	2,034	9,539	38,212	179,215
Drills, 12½ lb. and under, American.....	"	12	187	12	187
" " Dutch.....	"	53,670	168,524	420	1,319	197,874	621,324
" " English.....	"	5,998	16,495
" " Indian.....	"	17,029	70,500	3,176	11,942	5,610	21,094	8,243	37,464
" " Japanese.....	"	6	22	165	604
" " over 12½ lb., American.....	"	1,200	3,000
" " Dutch.....	"	137,894	536,408	788	3,065	93,398	363,318	615,937	2,395,995
" " English.....	"	5,293	15,879	14,213	42,639
" " Indian.....	"	68,804	202,972	5,495	16,210	26,056	76,865	106,653	314,626
" " Italian.....	"	150	504	12,355	41,512
" " Japanese.....	"	89	287	60	193	29	94
Jeans, 30 yards, American.....	"	61,604	187,276	37,360	113,574	24,244	73,702
" " Dutch.....	"	44,680	130,466	43,080	125,794	54,060	157,855
" " English.....	"	3,705	8,522	6,224	14,315
" " English.....	"	287,055	694,673	2,060	4,985	4,777	11,560	323,498	782,865

1. Foreign Goods imported—Continued.

DESCRIPTION OF GOODS.	Classifier of Quantity.	IMPORTS FROM FOREIGN COUNTRIES AND HONGKONG.		IMPORTS FROM CHINESE PORTS.		RE-EXPORTS TO FOREIGN COUNTRIES AND HONGKONG.		RE-EXPORTS TO CHINESE PORTS.		NET TOTAL IMPORTS.	
		Quantity.	Value.	Quantity.	Value.	Quantity.	Value.	Quantity.	Value.	Quantity.	Value.
Jeans, 40 yards, American.....	Pieces	27,360	96,581	25,960	91,639	56,520	199,515
" " Dutch.....	"	790	2,654	210	705	580	1,949
" " English.....	"	123,358	402,147	124	404	679	2,213	151,797	494,858
" " Indian.....	"	30	114
T-Cloths, 32 inches by 24 yards, Dutch.....	"	6,150	12,608	5,126	10,509	1,024	2,099
" " " English.....	"	431,388	811,009	150	282	120	226	324,629	610,302	106,789	200,763
" " " Indian.....	"	43,482	61,310	71,755	101,174
" " " Japanese.....	"	43,403	54,254	1,450	1,813	900	1,125	22,360	27,950	21,593	26,992
" 36 inches by 24 yards, Dutch.....	"	300	634	300	634
" " " English.....	"	90,082	202,685	840	1,890	28,898	65,020	60,344	135,775
" 32 inches by 40 yards, Dutch.....	"	2,518	7,753	247	758	2,271	6,995
" " " English.....	"	215,119	458,203	255	543	370	788	304,668	648,943
" " " Indian.....	"	300	1,020
" " " Japanese.....	"	1,140	1,596
Cambrics, White, 12 yards.....	"	344	471	25	34	180	247	189	258
Lawns, " ".....	"	198,178	130,797	200	132	95,194	62,828	101,306	66,862	1,878	1,239
Muslins, " ".....	"	3,818	3,665	42	41	400	384	730	701	2,730	2,621
Lenos and Balzarines, White, 30 yards.....	"	6,429	14,711	20,946	47,966	4,118	9,430
Dimities, Piqués, and Quiltings.....	Yards	586,752	88,013	893	134	14,743	2,211	95,403	14,311	477,499	71,625
Printed Cottons:—											
Printed Cambrics, Lawns, and Muslins, 12 yards.....	Pieces	55,927	48,656	1,191	1,036	40,795	35,492	13,941	12,128
" Chintzes, Plain Cotton Prints, and Printed Shirtings, not exceeding 30 yards.....	"	318,782	612,061	660	1,267	3,459	6,641	199,282	382,621	116,701	224,066
" Crape, not exceeding 30 yards.....	"	89,887	172,583	30	58	1,257	2,413	71,562	137,399	17,098	32,829
" Japanese, 20 inches.....	Yards	5,472	607	3,445	379	2,027	228
" Drills, Furnitures, and Twills, not exceeding 30 yards.....	Pieces	141,163	265,386	60	113	2,476	4,655	100,076	188,143	38,671	72,701
" Lenos and Balzarines, not exceeding 30 yards.....	"	1,199	2,224	240	444	590	1,092	369	688
" Reversible Cretomes.....	Yards	2,367,350	355,103	4,842	726	116,670	47,501	801,224	120,183	1,454,298	218,145
" Sateens, Repts, etc.....	Pieces	176,796	691,272	1,738	6,795	2,660	10,401	73,323	286,692	102,551	400,974
" Sheetings, 36 inches by 43 yards.....	"	10,637	43,186	60	244	413	1,677	1,800	7,308	8,484	34,445
" T-Cloths, not exceeding 30 ".....	"	291,459	504,224	180	311	8,387	14,510	236,678	409,453	46,574	80,572
" Turkey Reds, 25 yards.....	"	7,645	12,232	3,053	4,885	4,592	7,347
Dyed Cottons:—											
Cotton Italians, Plain, Fast Black.....	Pieces	1,694,446	7,913,063	1,886	8,808	39,791	185,824	991,569	4,630,627	664,972	3,105,420
" Venetians, ".....	"	78,028	694,419	4,315	38,403	24,761	220,372	48,952	435,674
" Italians, Plain, Coloured.....	"	577,496	2,564,082	3,419	15,180	22,848	101,445	417,961	1,855,747	140,106	622,070
" Venetians, ".....	"	79,908	716,775	170	1,525	2,107	18,900	25,324	227,156	52,647	472,244
" Lastings, Plain.....	"	36,513	178,183	30	146	1,643	8,018	20,150	98,332	14,750	71,979
" Repts and Ribs, Plain.....	"	41,620	196,030	202	951	14,434	67,984	16,167	76,146	11,221	52,851
" Silesias and Twills, Plain.....	"	13,810	76,922	40	223	1,330	7,408	4,821	26,853	7,699	42,884
" Italians, Figured.....	"	522,343	2,491,576	1,154	5,595	56,636	270,154	239,279	1,141,361	227,582	1,085,566
" Venetians, ".....	"	61,594	557,426	60	543	3,417	30,924	58,117	525,959
" Lastings, ".....	"	305,032	951,700	1,031	3,217	9,500	29,641	445,185	1,388,977
" Repts and Ribs, Figured.....	"	122,962	565,625	70	322	3,533	16,252	46,911	215,791	72,588	333,904
" Shirtings, Figured, Brocaded, and Spotted.....	"	16,873	86,559	40	205	262	1,345	3,119	16,000	13,532	69,419
Dyed Drills, 43 yards.....	"	35,358	164,768	12	55	7,113	33,147	9,097	42,393	19,160	89,283
" Lenos and Balzarines, 30 yards.....	"	2,142	9,258	160	691	3,379	14,597
" Leno Brocades, 30 yards.....	"	4,987	28,027	80	450	2	11	1,819	10,223	3,246	18,243
" Cambrics, Lawns, and Muslins, 12 yards.....	"	2,344	3,000	77	99	551	705	12,105	15,493
" Shirtings and Sheetings, Plain, 36 inches by 43 yards.....	"	198,474	873,286	1,297	5,707	7,752	34,109	63,268	278,379	128,751	566,505
" " Hongkong, 20 yards.....	"	39,049	117,147	90	270	3	9	37,836	113,508	1,300	3,900
" Cotton Cuts, 54 yards.....	Yards	810	99	810	99
" T-Cloths, 25 yards.....	Pieces	40,437	68,339	132	226	484	818	19,757	33,390	20,328	34,357

1°. Foreign Goods imported—Continued.

DESCRIPTION OF GOODS.	Classifier of Quantity.	IMPORTS FROM FOREIGN COUNTRIES AND HONGKONG.		IMPORTS FROM CHINESE PORTS.		RE-EXPORTS TO FOREIGN COUNTRIES AND HONGKONG.		RE-EXPORTS TO CHINESE PORTS.		NET TOTAL IMPORTS.	
		Quantity.	Value.	Quantity.	Value.	Quantity.	Value.	Quantity.	Value.	Quantity.	Value.
			<i>Hk. Tls</i>		<i>Hk. Tls</i>		<i>Hk. Tls</i>		<i>Hk. Tls</i>		<i>Hk. Tls</i>
Dyed Cottons—continued:—											
Dyed Turkey Red Cambries, 25 yards.....	Pieces	427,506	927,688	100	217	8,285	17,978	299,608	650,149	119,713	259,778
Shirtings, " " "	"	226,160	486,244	30	108	5,862	12,603	262,525	564,428
Cotton Spanish Stripes, 64 inches.....	"	30,385	116,678	70	269	1	4	37,768	145,029
" Flannel, Plain, Dyed, and Printed, American, 30 yards.....	"	42,490	169,960	540	2,160	2,349	9,396	156,175	624,700
" " Plain, Dyed, and Printed, Dutch, 30 yards.....	"	2,914	8,742	30	90	90	270	11,088	33,264
" " Plain, Dyed, and Printed, English, 30 yards.....	"	52,285	167,312	504	1,606	1,065	3,408	24,280	77,696	27,444	87,814
" " Plain, Dyed, and Printed, Italian, 30 yards.....	"	592	1,539	170	442	422	1,097
" " Plain, Dyed, and Printed, Japanese, 30 yards.....	"	1,178	3,122	330	875	483	1,280	2,773	7,349
" " Striped, 30 yards.....	"	88,511	247,831	509	1,425	1,848	5,174	28,001	78,403	59,171	165,679
" " Japanese, 30 yards.....	"	3,747	8,843	24	57	16	38	512	1,208	3,243	7,654
Crimp Cloth.....	Yards	197,248	17,752	268,840	24,195
" Japanese.....	"	800	115	8,400	1,176
Harvard, Oxford, and Rep Shirtings.....	"	465,385	55,846	12,022	1,443	72,505	8,700	380,858	45,703
Cotton Ticks.....	"	113,124	11,312	59,804	5,980	44,626	4,462	8,694	870
Mottles, Denims, and Mahomedans.....	"	28,244	3,672	3,690	480	3,027	394	21,527	2,798
Coloured Woven Cottons, Unclassed.....	"	51,700	9,823	702	133	54,294	10,316
" " " " Japanese.....	"	425,608	21,280	21,840	1,092	61,940	3,097	341,828	17,091
Mosquito Netting.....	"	394,396	70,991	38,460	6,923	132,151	23,788	223,785	40,280
Japanese Cotton Cloth.....	"	281,720	16,903	26,072	1,564	11,134	668	371,905	22,362
" " " Hand-made (Imitation Native Cloth).....	"	18,154	545	18,154	545
" " " Crape.....	"	168,172	15,136	731	65	56,936	5,124	1,784	161	110,173	9,916
Velvets and Velveteens, Plain, 18 inches.....	"	158,606	23,791	6,000	900	112,670	16,900	39,936	5,991
" " " 22 ".....	"	2,215,018	420,853	2,403	456	161,340	30,655	1,746,061	331,751	310,020	58,903
" " " 26 ".....	"	77,631	23,289	4,759	1,428	55,345	16,603	17,527	5,258
" " " Printed or Embossed, 30 inches.....	"	7,171	2,151	7,171	2,151
Velvet Cords and Corduroys, Dyed.....	"	1,466,052	439,816	1,641	492	53,006	15,902	340,858	102,257	1,073,829	322,149
Cotton Blankets.....	Pieces	180,184	72,074	6,950	2,780	6,914	2,766	149,405	59,762	30,815	12,326
" " Jacquard.....	"	89,180	100,773	50	57	4,146	4,684	7,224	8,163	77,860	87,983
" " Japanese.....	"	2,656	1,673	210	132	2,446	1,541
Handkerchiefs, Plain, Dyed, and Printed.....	Dozens	357,322	110,770	8,378	2,597	10,623	3,293	310,711	96,320	44,366	13,754
" " Plain, Dyed, and Printed, Japanese.....	"	8,211	2,053	1,400	350	6,811	1,703
" " Embroidered, Hem-stitched, initialled, etc.....	"	217,197	86,879	8	3	2,681	1,072	15,090	6,036	199,434	79,774
" " Embroidered, Hem-stitched, initialled, etc., Japanese.....	"	6,848	2,054	6,848	2,054
Towels, Honeycomb and Huckaback, 18 inches by 40 inches.....	"	238,266	88,158	1,100	407	4,245	1,571	203,827	75,415	31,294	11,579
" Honeycomb and Huckaback, 18 inches by 40 inches, Japanese.....	"	4,582	1,604	128	45	42,261	14,791
" Honeycomb and Huckaback, ex- ceeding 18 inches by 40 inches.....	"	1,249	3,747	700	2,100	549	1,647
" Honeycomb and Huckaback, ex- ceeding 18 inches by 40 inches, Japanese.....	"	150	180	1	2	149	178
" other kinds.....	"	6,496	10,069	57	88	18,271	28,320
" " Japanese.....	"	471,076	216,695	2,724	1,253	140	64	133,175	61,260	340,485	156,624
Cotton Goods, Unclassed.....	Yards	1,216,864	158,192	1,558	203	23,513	3,056	229,340	29,814	965,569	125,525
" Yarn, Grey and Bleached, English.....	Piculs	17,096	618,875	715	25,883	285	10,329	12,243	443,196	5,283	191,233
" " " " Hongkong.....	"	9,123	218,952	7,890	189,360	1,233	29,592

1°. Foreign Goods imported—Continued.

DESCRIPTION OF GOODS.	Classifier of Quantity.	IMPORTS FROM FOREIGN COUNTRIES AND HONGKONG.		IMPORTS FROM CHINESE PORTS.		RE-EXPORTS TO FOREIGN COUNTRIES AND HONGKONG.		RE-EXPORTS TO CHINESE PORTS.		NET TOTAL IMPORTS.	
		Quantity.	Value.	Quantity.	Value.	Quantity.	Value.	Quantity.	Value.	Quantity.	Value.
Cotton Yarn, Grey and Bleached, Indian...	Piculs	973,644	23,951,642	898	22,081	19,147	471,007	1,126,986	27,723,857
" " " " Italian...	"	325	11,817	198	7,219	3	109	144	5,236	376	13,691
" " " " Japanese...	"	361,366	9,073,900	473	11,875	7,222	181,351	242,792	6,096,513	114,825	2,807,911
" " Dyed, Mercerised, and Gassed	"	326	30,732	12	1,141	112	10,568	202	19,023
" " Woolen or Berlinette.....	"	34	2,827	105	8,713
" Thread, in Balls.....	"	67	6,164	1	127	19	1,743	49	4,548
" " on Spools.....	Gross	140,895	253,611	1,230	2,214	4,411	7,941	102,704	184,867	35,010	63,017
WOOLLEN AND COTTON MIXTURES.											
Alpacas, Lustres, Orleans, and Sicilians, Plain and Figured.....	Yards	2,350,379	517,083	1,830	403	129,414	28,471	381,669	83,967	1,841,126	405,048
Union and Poncho Cloth.....	"	1,411,762	635,293	8,039	3,617	88,600	39,870	731,550	329,197	599,651	269,843
" Italian Cloth, Plain and Figured...	Pieces	19,402	177,528	34	311	517	4,731	10,377	94,950	8,542	78,158
Woolen and Cotton Flannel.....	Yards	61,986	12,397	43,477	8,695	5,315	1,063	13,194	2,639
" " Spanish Stripes.....	"	2,689	1,345	454	227	468	234	971	486	1,704	852
" " Tweeds and Serges.....	"	315,720	170,489	2,326	1,256	58,113	31,382	255,281	137,851
" " Mixtures, Unclassed.....	"	998,683	499,342	5,327	2,664	20,610	10,305	365,552	182,777	617,848	308,924
WOOLLEN GOODS.											
Blankets and Rugs.....	Pounds	698,366	321,248	3,696	1,699	122,354	56,282	244,516	112,477	335,192	154,188
Bunting.....	Pieces	1,748	8,286	13	62	87	413	1,648	7,811
Cawllets, English.....	"	20,722	256,331	50	618	109	1,348	18,887	233,632	1,776	21,969
Cashmeres and Merinos.....	Yards	4,272	2,350	575	316	868	477	2,829	1,557
Cloth, Broad, Medium, and Habit.....	"	465,091	641,826	1,872	2,583	6,333	8,739	311,995	430,553	148,635	205,117
" Russian.....	"	19,825	18,239	1,987	1,828	19,127	17,597
Flannel.....	"	68,858	20,658	940	282	1,027	308	26,820	8,046	41,951	12,586
" Cape.....	"	14,866	4,460	670	201	1,444	433	12,752	3,826
Lastings, Plain, Figured, and Craped.....	Pieces	46,086	477,912	20	207	4,485	46,511	30,857	319,988	10,764	111,620
Long Ells.....	"	54,251	300,551	40	222	2,600	14,404	51,205	283,675	486	2,694
Spanish Stripes.....	Yards	442,160	234,345	1,349	715	4,323	2,291	394,701	209,192	44,485	23,577
Tweeds and Serges.....	"	148,656	169,468	852	971	9,378	10,690	30,023	34,227	110,107	125,522
Woolen Goods, Unclassed.....	"	47,723	57,268	1,367	1,640	4,484	5,380	59,762	71,714
" and Worsted Yarn and Cord.....	Piculs	298	30,754	53	5,485	245	25,269
Berlin Wool.....	"	4,264	468,614	11	1,181	18	1,987	2,829	310,898	1,428	156,910
MISCELLANEOUS PIECE GOODS.											
Canvas.....	Yards	317,537	69,858	891	196	7,576	1,667	71,999	15,841	238,853	52,546
Cotton Duck.....	"	313,764	78,441	440	110	6,866	1,717	68,945	17,236	238,393	59,598
Gunny Cloth.....	"	405,511	28,358	2,000	140	125,000	8,750	282,511	19,748
Hessian ".....	"	690,679	48,348	197,266	13,809	493,413	34,539
Linen.....	"	48,052	9,610	244	49	2,925	585	44,883	8,976
" and Cotton Mixtures.....	"	30,361	9,108	2,464	740	27,897	8,368
Plushes and Velvets:—											
Plushes and Velvets, Silk.....	Catties	27	151	62	347	1,418	7,940
Silk Seal (with Cotton back).....	"	22,583	47,512	33	69	1,282	2,694	27,497	57,744
Plushes and Velvets, Silk Mixture.....	"	128,778	311,643	142	344	11,447	27,701	126,819	306,901
" " Woollen Mixture.....	Yards	82,137	34,498	585	246	16,955	7,121	64,597	27,131
" " Cotton.....	Catties	100	170	539	916
Silk Piece Goods, Plain.....	"	11,615	61,792	98	523	208	1,197	3,844	20,449	7,661	40,759
" " Brocaded.....	"	27,434	188,372	634	4,356	5,978	41,075	20,822	142,941
" " Mixtures, Plain.....	"	117,807	393,475	886	2,958	1,025	3,421	37,830	126,352	79,838	266,660
" " Brocaded.....	"	128,265	513,060	281	1,124	2,266	9,063	49,006	196,024	77,274	309,097
Silk-stripe Cotton Cloth, Japanese.....	"	11,800	9,440	112	90	3,572	2,858	8,340	6,672
Tapestry.....	Yards	15,629	10,471	412	276	6,854	4,593	8,363	5,602
Towelling.....	"	135	75	135	75
Waterproof Cloth.....	"	12,204	12,814	7	7	1,427	1,498	10,770	11,309
Miscellaneous Piece Goods, Unclassed.....	"	43,612	19,625	223	100	3,668	1,651	14,358	6,461	25,809	11,613

1°. Foreign Goods imported—Continued.

DESCRIPTION OF GOODS.	Classifier of Quantity.	IMPORTS FROM FOREIGN COUNTRIES AND HONGKONG.		IMPORTS FROM CHINESE PORTS.		RE-EXPORTS TO FOREIGN COUNTRIES AND HONGKONG.		RE-EXPORTS TO CHINESE PORTS.		NET TOTAL IMPORTS.	
		Quantity.	Value.	Quantity.	Value.	Quantity.	Value.	Quantity.	Value.	Quantity.	Value.
METALS											
Aluminium, Sheets.....	<i>Piculs</i>	30	570	1	16	29	554
Antifriction (including Babbitt's Metal, Magnolia Metal, etc.).....	"	655	17,882	6	175	123	3,371	41	1,128	497	13,558
Antimony.....	"	351	10,881	2	74	74	2,293	275	8,514
Brass and Yellow Metal:—											
Bars and Rods.....	<i>Piculs</i>	308	9,508	95	2,921	213	6,587
Bolts and Nuts and Accessories.....	"	31	1,228	31	1,228
Ingots.....	"	4	273	1,200	81,912
Nails.....	"	89	2,437	2	46	19	526	72	1,957
Screws.....	"	51	4,028	9	741	42	3,287
Sheets and Plates.....	"	3,269	95,782	17	494	...	4	1,657	48,555	1,629	47,717
Tubes.....	"	392	15,896	10	394	54	2,177	328	13,325
Wire.....	"	1,085	31,845	3	102	4	117	980	28,777	104	3,053
Unclassed.....	"	15	225	15	225
Old.....	"	50	800	5	78	15	240	139	2,221
Copper:—											
Bars and Rods.....	<i>Piculs</i>	88	3,938	351	15,699
Bolts, Nuts, Rivets, and Washers.....	"	111	6,122	3	139	1	82	6	311	107	5,868
Ingots and Slabs.....	"	11,607	406,245	50	1,750	20,817	728,606
" " Japanese.....	"	32,053	939,794	29	836	304	8,922	22,856	670,133	8,922	261,575
Nails.....	"	35	1,602	12	548	23	1,054
Sheets and Plates.....	"	3,152	132,384	78	3,395	67	2,826	2,173	91,246	990	41,607
Tacks.....	"	40	2,145	15	784	25	1,361
Tubes.....	"	808	38,340	5	218	6	285	207	9,841	600	28,432
Wire.....	"	1,718	56,866	51	1,695	35	1,149	317	10,484	1,417	46,928
" Rope.....	"	154	7,027	58	2,659	96	4,368
Unclassed.....	"	159	6,948	7	306	84	3,671	68	2,971
Iron and Mild Steel, New:—											
Anchors, and Parts of.....	<i>Piculs</i>	2,676	16,645	68	420	286	1,777	2,322	14,448
Angles.....	"	40,453	115,291	105	299	72	206	8,547	24,357	31,939	91,027
Anvils, and Parts of, and Swage-blocks.....	"	473	3,770	24	191	228	1,817	269	2,144
Bars.....	"	137,807	406,531	766	2,258	1,187	3,501	83,307	245,754	54,079	159,534
Bolts, Nuts, and Washers.....	"	6,506	42,744	12	78	1,752	11,510	4,766	31,312
Castings, Rough.....	"	20	188	9	79	28	254	1	13
Chains, and Parts of.....	"	8,778	46,085	33	172	1,160	6,091	7,651	40,166
Cobbles and Wire Shorts.....	"	167,454	393,517	248	584	1,697	3,988	104,942	246,613	61,063	143,500
Fish-plates, for Railways.....	"	1,046	3,745	1,046	3,745
Forging and Mill Iron.....	"	12	177	12	177
Hoops.....	"	16,384	51,121	84	263	580	1,810	11,185	34,898	4,703	14,676
Nail-rod.....	"	91,161	273,483	44	131	75	226	80,792	242,375	10,338	31,013
Nails, Wire.....	"	74,346	336,044	91	411	199	898	66,833	302,083	7,405	33,474
" other kinds.....	"	1,577	10,172	26	166	22	142	514	3,318	1,067	6,878
Pig.....	"	25,550	43,946	79	135	4,367	7,512	22,687	39,021
Pipes and Tubes, Cast.....	"	37,084	140,919	54	206	163	618	20,703	78,670	16,272	61,837
" " Welded.....	"	185	1,006	185	1,006
" " Wrought.....	"	79	356	482	2,171
Plate Cuttings.....	"	200,983	442,163	40	88	3,022	6,648	168,849	371,468	29,152	64,135
Rails.....	"	37,700	105,560	1,946	5,449	825	2,311	8,634	24,176	30,187	84,522
Rivets.....	"	9,899	39,794	366	1,469	1	3	1,636	6,577	8,628	34,683
Screws.....	"	3,163	29,574	9	88	21	186	1,736	16,229	1,415	13,247
Sheets and Plates.....	"	153,788	450,599	164	482	448	1,314	45,821	134,256	107,683	315,511
Tacks.....	"	1,760	11,493	8	53	783	5,115	969	6,325
Wire.....	"	32,925	161,332	48	235	122	597	24,918	122,097	7,933	38,873
" Rope.....	"	202	1,590	19	147	105	830	116	907
Unclassed.....	"	14,350	43,050	3	10	32	96	14,315	42,944
Iron and Mild Steel, Old:—											
Bars.....	<i>Piculs</i>	52,451	94,412	170	306	38,500	69,299	13,781	24,807
Cart Tires.....	"	61,304	116,478	243	461	32,646	62,027	28,901	54,912
Hoops.....	"	8,823	16,764	58	110	467	888	12,506	23,762

1°. Foreign Goods imported—Continued.

DESCRIPTION OF GOODS.	Classifier of Quantity.	IMPORTS FROM FOREIGN COUNTRIES AND HONGKONG.		IMPORTS FROM CHINESE PORTS.		RE-EXPORTS TO FOREIGN COUNTRIES AND HONGKONG.		RE-EXPORTS TO CHINESE PORTS.		NET TOTAL IMPORTS.	
		Quantity.	Value.	Quantity.	Value.	Quantity.	Value.	Quantity.	Value.	Quantity.	Value.
Iron and Mild Steel, Old—continued:—			<i>Hk. Tls</i>		<i>Hk. Tls</i>		<i>Hk. Tls</i>		<i>Hk. Tls</i>		<i>Hk. Tls</i>
Horseshoes.....	<i>Piculs</i>	123,777	210,421	2	3	129,725	220,533
Plates.....	"	29,725	54,397	336	617	46	85	21,391	39,146	8,624	15,783
Railway Spikes.....	"	6,203	11,165	1,080	1,944	5,123	9,221
Scrap.....	"	47,235	76,521	890	1,442	111	180	23,910	38,734	24,104	39,049
Tubes.....	"	1,040	2,392	625	1,438	1,644	3,781
Wire.....	"	56,336	107,038	1,358	2,581	200	380	30,840	58,597	26,654	50,642
" Rope.....	"	5,663	10,477	115	213	337	623	1,150	2,128	4,291	7,939
Iron, Galvanized:—											
Bolts and Nuts.....	<i>Piculs</i>	810	6,276	26	205	162	1,253	622	4,818
Chains.....	"	129	890	76	521	53	369
Sheets, Corrugated.....	"	64,916	373,267	123	704	12,642	72,691	26,407	151,843	25,990	149,437
" Plain.....	"	39,324	241,843	104	640	926	3,698	29,192	179,528	9,310	57,257
Tubes, Welded.....	"	2,232	13,838	1,874	11,616	358	2,222
Wire.....	"	18,303	88,770	178	863	34	163	7,171	34,780	11,276	54,690
" Rope.....	"	2,076	20,096	23	226	52	507	883	8,545	1,164	11,270
" Shorts.....	"	39,572	101,700	6	15	2,478	6,369	30,063	77,263	7,037	18,083
Lead, in Pigs and Bars.....	"	74,002	553,535	3,606	26,972	55,946	411,744	15,350	114,819
" Sheets, and Tea Lead.....	"	6,093	49,353	5	41	1,050	8,504	5,048	40,890
" Pipes.....	"	434	4,049	10	93	15	136	409	3,820
Nickel, Unmanufactured.....	"	1,431	93,630	3	196	449	29,345	963	62,993	22	1,488
Quicksilver.....	"	151	13,613	8	749	17	1,572	71	6,438	71	6,352
Solder.....	"	108	3,861	32	1,148	76	2,713
Spelter.....	"	504	5,081	336	3,387	3,936	39,678
Steel Angles.....	"	147	494	37	122	110	372
" Bamboo.....	"	32,026	150,522	50	235	925	4,347	31,629	148,654
" Bars.....	"	3,232	36,425	129	1,450	2	22	366	4,128	2,993	33,723
" Hoops.....	"	676	3,245	207	994	469	2,251
" Rivets.....	"	345	2,674	1	7	31	238	315	2,443
" Sheets and Plates.....	"	3,367	20,539	161	981	522	3,183	3,006	18,337
" Tool and Cast.....	"	5,357	64,820	54	650	135	1,637	3,176	38,431	2,100	25,402
" Tubes.....	"	126	1,202	7	69	119	1,133
" Wire.....	"	246	3,296	1	8	8	103	22	297	217	2,904
" " Rope.....	"	1,978	23,677	135	1,612	1,843	22,065
Tin Compound.....	"	814	19,845	1	20	634	15,452	179	4,373
" Dross and Refuse.....	"	145	1,450	185	1,847
" Sheets.....	"	8	550	8	491	...	59
" Slabs.....	"	12,408	806,520	403	26,172	38	2,486	11,105	721,834	1,668	108,372
Tinned Plates, Decorated.....	"	1,700	13,872	3	24	998	8,144	705	5,752
" " Plain.....	"	135,310	822,685	12,473	75,835	5,813	35,346	17,031	103,547	124,939	795,627
" " Old.....	"	1,254	2,068	5,223	8,618
White Metal, Ingots.....	"	18	564
" " Sheets.....	"	2,246	100,711	31	1,396	14	622	3,609	161,826
" " Wire.....	"	552	24,763	6	269	24	1,077	735	32,982
Wire Netting and Gauze.....	"	493	13,484	71	1,934	422	11,550
Zinc Boiler Plates.....	"	912	10,716	63	745	849	9,971
" Powder.....	"	1,086	12,272	2	23	759	8,574	325	3,675
" Sheets.....	"	5,962	73,920	6	71	32	391	1,290	15,994	4,646	57,615
Iron and Tin Dross.....	"	1,558	9,348	653	3,918	905	5,430
Metals, Unclassed.....	"	5,535	26,015	100	469	1,764	8,292	283	2,125	3,588	16,067
SUNDRIES.											
Agar-agar.....	<i>Piculs</i>	11,666	47,597	87	356	2	9	9,803	39,997	1,948	7,947
Amber, Broken.....	<i>Catties</i>	1,687	1,086	246	160	132	84	260	166	1,541	996
Ammonia, Sulphate of, and other Mixture.....	<i>Piculs</i>	135	1,679	79	2,083
Aniseed, Star, Hongkong.....	"	1,542	30,832	36	718	1,216	24,313	362	7,237
" " Japanese.....	"	1,776	20,139	2	13	1,442	16,348	332	3,773
Arsenic.....	"	84	1,132	5	69	122	1,639
Articles de Paris, Curiosities, and Fancy Goods.....	<i>Value Piculs</i>	...	46,889	...	4,373	...	24,640	...	4,978	...	21,644
Asbestos Boiler Composition.....	<i>Piculs</i>	1,487	3,899	3	7	249	666	1,241	3,240

1°. Foreign Goods imported—Continued.

DESCRIPTION OF GOODS.	Classifier of Quantity.	IMPORTS FROM FOREIGN COUNTRIES AND HONGKONG.		IMPORTS FROM CHINESE PORTS.		RE-EXPORTS TO FOREIGN COUNTRIES AND HONGKONG.		RE-EXPORTS TO CHINESE PORTS.		NET TOTAL IMPORTS.	
		Quantity.	Value.	Quantity.	Value.	Quantity.	Value.	Quantity.	Value.	Quantity.	Value.
Asbestos Fibre and Metallic Packing.....	<i>Piculs</i>	92	5,935	1	56	...	27	91	5,852
" Millboard.....	"	465	2,882	3	17	78	480	390	2,419
" Sheets and Packing.....	"	609	20,342	3	87	1	37	178	5,936	433	14,456
" Yarn.....	"	22	766	11	22	755
" Unclassed.....	"	166	2,768	3	78	163	2,690
Awabi.....	"	629	27,852	1	60	8	366	386	17,081	236	10,465
" Preserved, in Tins.....	<i>Dozens</i>	14,404	34,858	360	871	384	929	5,193	12,568	9,187	22,232
Bags, Cotton.....	<i>Pieces</i>	10,132	3,344	840	277	4,108	1,356	5,184	1,711
" Gunny, New.....	"	2,912,650	357,505	27,502	3,374	285,204	34,995	2,246,400	275,633	409,548	50,251
" Old.....	"	3,712,179	284,353	58,054	4,447	23,050	1,766	4,070,355	311,789
" Hemp.....	"	3,750	272	3,500	254	6,860	250	390	270
" Straw and Grass.....	"	1,235,150	31,990	723,850	18,748	511,300	13,242
Bark, Plum-tree.....	<i>Piculs</i>	1,097	4,178	2	7	646	2,461	453	1,724
" Yellow (for Dyeing).....	"	775	3,441	5	24	711	3,156	59	261
Barley, Pearl.....	"	615	4,244	83	571	3	14	270	1,861	426	2,940
Basins, Tin.....	<i>Gross</i>	3,748	18,178	22	106	923	4,477	2,632	12,765	215	1,042
Beans and Peas.....	<i>Piculs</i>	3,811	13,578	1,250	2,497	1,005	3,579	1,556	7,502
Bed Hangings.....	<i>Dozens</i>	12,263	11,895	9,086	8,813	3,177	3,082
Bedsteads and Bedding.....	<i>Value</i>	...	106,423	...	234	...	5,625	...	26,720	...	74,312
Beer and Porter, in Bottles.....	<i>Dozens</i>	131,462	245,220	1,608	2,991	3,472	6,458	72,913	135,617	56,685	106,136
" " bulk.....	<i>Galls.</i>	45,673	19,797	59	26	652	282	2,517	4,403	42,563	15,138
Belting, Machine.....	<i>Value</i>	...	107,255	...	349	...	510	...	26,316	...	80,778
Belts, Cotton, Silk, etc.....	<i>Dozens</i>	34,907	48,841	627	1,034	768	1,075	24,937	34,974	9,829	13,846
Benzine and Petrol.....	<i>Galls.</i>	25	15	1,608	563	1,230	436
Betel-nut Husk.....	<i>Piculs</i>	2,572	9,620	18	68	1	4	2,086	7,799	503	1,885
Betel-nuts.....	"	2,025	9,658	40	192	87	415	1,149	5,480	829	3,955
Bicho de Mar, Black.....	"	14,121	559,191	134	5,311	38	1,513	10,718	424,418	3,499	138,571
" White.....	"	5,318	101,847	84	1,612	9	164	2,533	48,516	2,860	54,779
Bicycle Materials.....	<i>Value</i>	...	11,355	9	...	1,446	...	9,900
Bicycles.....	<i>Pieces</i>	1,672	56,708	15	566	45	1,326	225	8,251	1,417	47,497
Birds Nests, 1st Quality.....	<i>Catties</i>	9,135	228,819	89	2,229	890	22,295	6,252	156,613	2,082	52,140
" 2nd ".....	"	7,320	94,937	69	889	2,715	35,214	4,536	58,834
" 3rd ".....	"	43,400	125,426	6	17	2	4	10,992	31,766	32,412	93,673
Biscuits.....	<i>Value</i>	...	132,825	...	1,215	...	12,392	...	25,226	...	96,422
Bobbins, Wood.....	"	...	28,529	...	130	...	570	...	3,118	...	24,971
Books, Chinese.....	<i>Piculs</i>	2,188	123,067	20	1,114	6	320	57	3,349	2,145	120,512
" and Charts.....	<i>Value</i>	...	259,915	...	26,751	...	26,732	...	106,734	...	153,200
Borax, Crude.....	<i>Piculs</i>	792	9,351	5	64	15	177	327	3,854	455	5,384
" Refined.....	"	717	4,222	176	1,036	50	294	486	2,859	357	3,105
Boric Acid.....	"	482	4,897	584	5,551
Bottles, Empty.....	<i>Value</i>	...	53,735	...	20,946	...	303	...	16,721	...	57,657
Bottling Materials.....	"	...	5,184	97	...	13	...	5,074
Boxes, Fancy.....	<i>Gross</i>	39,708	46,976	1,512	2,555	95	255	67,860	83,083
Braid, Llama.....	<i>Piculs</i>	1,967	283,183	10	1,423	...	58	4,516	218,237	461	66,311
" other kinds.....	<i>Certons</i>	158,964	38,742	17,612	4,228	44,417	12,545	132,159	30,425
Bricks and Tiles.....	<i>Pieces</i>	1,288,805	44,956	26,598	858	52,198	1,827	1,263,205	43,987
Bridge-construction Materials.....	<i>Value</i>	...	55,621	55,621
Bronze Powder.....	<i>Piculs</i>	155	6,091	3	109	326	12,774
Brooms, Bamboo.....	<i>Pieces</i>	80,641	3,992	6,903	528	37,738	3,464
" and Brushes.....	<i>Dozens</i>	7,673	13,465	39	68	31	57	941	1,581	6,740	11,895
Buckets, Iron, Galvanized.....	"	3,610	8,700	1,355	3,265	341	820	1,914	4,615
Building Materials.....	<i>Value</i>	...	161,525	...	5,739	...	7,213	...	22,328	...	137,723
Butter.....	<i>Piculs</i>	4,219	206,746	18	901	79	3,875	1,347	65,984	2,811	137,788
Buttons, Brass, Foreign.....	<i>Gross</i>	256,969	66,812	950	247	690	178	269,293	70,016
" Cap.....	<i>Dozens</i>	62,407	7,415	1,100	130	52,445	8,137
" Fancy.....	<i>Gross</i>	182,554	52,393	2,849	817	6,615	1,899	306,644	88,006
Calcium, Carbide of.....	<i>Piculs</i>	697	5,586	159	1,269	1	7	394	2,788	461	4,060
Camphor.....	"	27	3,165	32	3,635
Candles.....	"	39,575	486,447	110	1,750	3,429	54,557	23,227	369,533	4,029	64,107
Canes, Bamboo.....	<i>Pieces</i>	291,700	2,439	38,400	319	253,300	2,120

1°. Foreign Goods imported—Continued.

DESCRIPTION OF GOODS.	Classifier of Quantity.	IMPORTS FROM FOREIGN COUNTRIES AND HONGKONG.		IMPORTS FROM CHINESE PORTS.		RE-EXPORTS TO FOREIGN COUNTRIES AND HONGKONG.		RE-EXPORTS TO CHINESE PORTS.		NET TOTAL IMPORTS.	
		Quantity.	Value.	Quantity.	Value.	Quantity.	Value.	Quantity.	Value.	Quantity.	Value.
Canes, Tsung-chu (Coir).....	Piculs	1,175	4,693	485	1,940	690	2,753
Caps and Hats, Foreign.....	Pieces	949,366	152,658	14,870	2,390	62,049	9,576	410,746	51,723	500,441	93,749
Cardamom Musk.....	Piculs	130	722	28	153	20	109	138	766
Cardamoms, Inferior.....	"	501	10,304	37	762	31	644	240	4,924	267	5,498
" Superior.....	"	36	7,206	126	25,224	38	7,660	65	12,962	59	11,868
Carpets and Carpeting.....	Value	...	74,930	...	1,572	...	15,882	...	12,846	...	47,774
Carriages and Carriage Materials.....	"	...	72,058	...	986	...	1,372	...	7,270	...	64,402
Casks, Empty.....	"	...	12,236	...	952	...	18,563	...	12,401
Cassia Ligna.....	Piculs	306	6,948	186	4,231	120	2,717
" Twigs.....	"	186	599	116	372	70	227
Cement.....	"	604,965	544,469	34,796	31,317	1,215	1,094	234,815	211,333	403,731	363,359
Charcoal.....	"	107,350	107,350	7,287	7,287	100,063	100,063
Cheese.....	Value	...	42,405	...	1,091	...	2,274	...	10,347	...	30,875
Chemical Products.....	"	...	36,566	...	1,523	...	2,404	...	12,489	...	23,196
Chinaaware, Coarse.....	Piculs	18	264	45	587
" Fine.....	"	41	773	9	170	32	603
Chocolate, Sweetened.....	Pounds	23,469	8,503	4,774	1,719	592	213	7,613	2,740	20,038	7,269
Cigarette-making Materials.....	Value	...	11,735	207	...	173	...	11,355
Cigarettes, 1st Quality.....	Mille	38,714	219,507	1,193	6,764	1,001	5,678	22,489	127,512	16,417	93,081
" 2nd ".....	"	1,742,119	2,665,441	9,231	14,123	8,955	13,702	896,283	1,371,314	846,112	1,294,548
Cigars.....	"	26,699	312,999	113	1,330	594	6,903	4,955	58,074	21,263	249,292
Cinnabar.....	Piculs	9	662	5	417	3	229	1	16
Cinnamon.....	"	32	2,658	15	1,265	5	419	12	974
Clams, Dried.....	"	4,214	73,193	14	235	21	363	3,874	67,295	333	5,770
Clocks.....	Pieces	157,921	227,169	799	1,066	6,412	5,947	106,418	150,696	45,890	71,592
Cloisonné.....	Value	...	1,731	1,731
Cloth, Native (Nankeens).....	Piculs	16	1,127	3	207	13	920
Clothing, Foreign.....	Value	...	321,532	...	4,310	...	25,482	...	25,065	...	275,295
Cloves.....	Piculs	425	5,519	4	57	24	289	172	2,239	233	3,048
" Mother.....	"	86	623	2	15	13	94	71	514
Coal, Australian.....	Tons	14,040	105,721	7,765	58,471	6,275	47,250
" English.....	"	27,335	272,252	3	30	36,002	358,584	25,271	251,698
" Hongay.....	"	19,037	143,728	1	8	62	467	3,570	26,950	15,406	116,319
" Japan.....	"	801,101	3,989,485	204	1,016	84,701	421,811	352,357	1,754,737	364,247	1,813,953
Cockles, Dried.....	Piculs	1,119	16,194	1,337	19,343
" Fresh.....	"	10,861	16,292	4,160	6,240	6,701	10,052
Cocoa.....	"	123	12,427	2	227	1	109	26	2,595	98	9,950
Coffee, Raw.....	"	1,521	32,741	28	609	21	451	398	8,575	1,130	24,324
Coir and Coirware.....	"	553	2,937	791	4,199
" Yarn.....	"	273	2,923	273	2,923
Coke.....	Tons	1,602	25,373	95	1,513	1,507	23,860
Comforters.....	Dozens	4,527	8,782	2,309	4,710	2,218	4,072
Compoys.....	Piculs	2,226	100,920	48	2,186	61	2,784	2,097	95,067	116	5,255
Confectionery.....	Value	...	51,153	...	154	...	857	...	7,660	...	42,790
Coral Beads.....	Catties	173	1,219	173	1,219
Corks.....	Gross	38,316	15,393	3,569	1,428	390	173	34,357	13,792
Corn, Indian.....	Piculs	5,358	8,575	5,358	8,575
Cosmetics.....	"	879	12,864	607	8,830	272	4,034
Cotton Gins.....	Sets	942	14,130	10	150	5	75	1,276	19,140
" Parts of.....	Value	...	44,223	...	1,007	44,639	...	591
" Raw.....	Piculs	58,013	851,049	4,325	63,450	53,688	787,597
" Waste.....	"	149	838	74	417	27	304	48	117
Covers, Bed.....	Pieces	332,185	183,637	14,431	511	15,065	8,286	135,873	73,323	195,678	102,539
" Table.....	"	27,417	37,257	228	114	1,603	4,982	6,675	9,582	19,367	22,807
Crab-meat, Dried.....	Piculs	340	5,069	42	629	204	2,289	94	2,151
Croekery.....	Value	...	130,879	...	1,037	...	6,190	...	40,474	...	85,252
Crocodile Scales.....	Piculs	47	2,756	1	66	1	71	16	944	31	1,807
Crucibles.....	Value	...	39,211	...	191	...	1,631	...	60,246
Curtains, Bed.....	"	...	991	156	...	835
" Window.....	"	...	17,822	...	67	...	3,179	...	3,196	...	11,514

1°. Foreign Goods imported—Continued.

DESCRIPTION OF GOODS.	Classifier of Quantity.	IMPORTS FROM FOREIGN COUNTRIES AND HONGKONG.		IMPORTS FROM CHINESE PORTS.		RE-EXPORTS TO FOREIGN COUNTRIES AND HONGKONG.		RE-EXPORTS TO CHINESE PORTS.		NET TOTAL IMPORTS.	
		Quantity.	Value.	Quantity.	Value.	Quantity.	Value.	Quantity.	Value.	Quantity.	Value.
Cutch.....	Piculs	469	2,768	10	57	12	71	78	462	389	2,292
Cutlery.....	Value	...	96,102	...	1,957	...	4,948	...	27,768	...	64,443
Cuttle-fish.....	Piculs	12,927	190,421	30	442	80	1,173	13,780	202,984
Dredgers and Dredging Plant.....	Value	15,000
Dyes and Colours:—											
Aniline.....	Value	...	1,961,414	...	6,364	...	78,979	...	1,606,042	...	282,757
Carthamin.....	Piculs	64	3,910	64	3,910
Chrome.....	"	10	83	4	20	6	63
Gamboge.....	"	20	1,043	...	58	2	83	19	1,018
Green, Emerald.....	"	797	16,035	1	20	1	20	749	15,060	48	975
" Schweinfurt.....	"	305	9,428	344	10,632
Indigo, Pure, Liquid, and Artificial Paste.....	"	61,328	2,797,780	366	16,686	331	15,077	41,189	1,879,038	20,174	920,351
Indoin.....	"	60	1,155	18	342	42	813
Logwood Extract.....	"	6,539	79,254	30	364	4,619	55,977	1,890	22,913
Maypole Soap.....	Dozens	65	66	65	66
Ochre.....	Piculs	194	1,190	19	115	175	1,075
Paris Blue.....	"	44	1,226	56	1,560
Picric Acid.....	"	23	1,500	2	67	24	1,600
Prussian Blue.....	"	111	4,107	1	37	15	557	165	6,120
Smalt.....	"	333	11,235	168	5,671	165	5,564
Ultramarine.....	"	1,900	18,238	1	10	2	19	1,383	13,278	516	4,951
Unclassed.....	"	306	3,910	17	2,571	289	1,339
Electrical Materials and Fittings.....	Value	...	466,391	...	6,983	...	8,940	...	57,484	...	406,950
Electro-platedware.....	Value	...	40,868	...	322	...	6,538	...	14,964	...	19,688
Elephants Teeth, Whole or Parts.....	Piculs	...	231	231
" Tusks, " ".....	"	105	34,570	18	6,030	2	808	85	27,732
Embroideries.....	Value	...	11,455	43	11,412
Emery Cloth and Sand-paper.....	Reams	3,023	12,576	196	813	2,059	8,564	768	3,199
Enamelled Ironware:—											
Basins.....	Dozens	185,045	320,431	614	1,062	10,507	18,177	92,652	160,288	82,500	143,028
Bowls, Cups, and Mugs.....	"	139,841	125,376	848	755	7,101	6,321	15,409	13,714	118,179	106,096
Unclassed.....	Value	...	171,999	...	611	...	15,811	...	37,581	...	119,218
Engine and Boiler Fittings.....	"	...	104,514	...	9,070	...	3,200	...	36,168	...	74,216
Exhibits.....	"	...	3,005	3,005
Fans, Fancy.....	Pieces	265,577	10,523	15,330	598	81,732	4,106	168,515	5,819
" Palm-leaf, Coarse.....	"	5,795,278	31,295	80,000	432	3,283,400	17,730	2,591,878	13,997
" " Fancy.....	"	9,700	146	17,000	255
" " Fine.....	"	308,450	3,085	160,350	1,604	148,100	1,481
" Paper.....	"	377,476	12,593	12,100	399	36,214	1,195	115,189	3,800	238,173	7,997
" Silk.....	"	236,109	9,896	36	2	41,438	1,699	194,635	8,195
Feathers, Kingfisher, Broken.....	"	32,100	1,455	7,600	342	24,500	1,113
" " Whole.....	"	44,666	4,683	44,666	4,683
Felt.....	Value	...	17,468	941	...	2,533	...	7,994
" Sheathing.....	Pieces	503,860	24,869	240	12	129,163	6,330	374,937	18,551
Files.....	Dozens	14,226	30,870	3	7	150	326	4,388	9,520	9,691	21,031
Filters.....	Value	...	4,479	...	36	...	8	...	1,325	...	3,182
Fire-bricks.....	Pieces	42,695	1,110	10,000	500	56,495	1,468	...	142
Fireclay.....	Piculs	5,999	6,178	8,552	8,808
Fire-crackers and Fireworks.....	"	206	1,955	10	101	196	1,854
Fire-extinguishing Apparatus.....	Value	...	20,450	...	493	...	925	...	4,790	...	15,228
Firewood and Dunnage.....	"	...	5,442	5,442
Fish Bones.....	Piculs	94	14,800	1	189	67	10,510	28	4,479
" Dried.....	"	4,781	45,659	46	438	84	802	4,113	39,279	630	6,016
" Maws.....	"	566	35,266	18	1,144	7	437	504	31,455	73	4,518
" Salt.....	"	22,915	87,308	12	46	378	1,440	6,057	23,077	16,492	62,837
" Skins.....	"	545	6,734	6	69	272	3,364	279	3,439
Fishery Products, Unclassed.....	"	430	4,702	2	37	6	439	99	1,072	327	3,228
Flint Stones.....	"	13,549	10,433	8,925	6,871	4,624	3,562
Flour.....	"	1,630,169	4,727,490	858	2,489	130,732	379,122	1,091,384	3,165,012	408,911	1,185,845
" Potato, Sago, and Yam.....	"	339	1,605	55	260	537	2,402

1. Foreign Goods imported—Continued.

DESCRIPTION OF GOODS.	Classifier of Quantity.	IMPORTS FROM FOREIGN COUNTRIES AND HONGKONG.		IMPORTS FROM CHINESE PORTS.		RE-EXPORTS TO FOREIGN COUNTRIES AND HONGKONG.		RE-EXPORTS TO CHINESE PORTS.		NET TOTAL IMPORTS.	
		Quantity.	Value.	Quantity.	Value.	Quantity.	Value.	Quantity.	Value.	Quantity.	Value.
Flour, Tapioca.....	Piculs	2,821	9,924	1,501	5,751	1,230	4,17
" Miscellaneous.....	"	1,544	9,383	7	41	5	28	156	932	1,390	8,46
Flowers, Artificial.....	Value	...	1,972	90	...	1,88
Fodder.....	4,122	...	7,621	...	2,286	...	216	...	9,24
Fruits, Preserved, in Bottles and Jars.....	Piculs	1,457	20,285	507	8,309	89	1,234	771	10,74
" and Vegetables, Canned.....	Dozens	44,585	62,560	836	1,170	25,444	35,621	31,091	43,527
" " Dried and Salted.....	Value	...	13,081	...	110	...	612	...	1,881	...	10,69
" " Fresh.....	"	...	35,919	...	146	...	788	...	2,778	...	32,49
Fungus.....	Piculs	14	419	7	212	7	20
Furniture and Cabinet-makers Materials.....	Value	...	221,327	...	1,694	...	52,575	...	53,527	...	116,91
Galangal.....	Piculs	4,533	14,279	26	82	3,180	10,018	1,327	4,17
Gambier.....	"	302	1,812	8	46	35	208	259	1,55
Gas Plant and Fittings.....	Value	...	178,493	...	162	...	481	...	7,418	...	170,75
Gasolene or Stove Naphtha.....	Galls.	85,910	30,069	24	8	1,315	460	5,086	1,781	79,533	27,83
Ginseng, American, Clarified, 1st Quality.....	Catties	4,225	76,641	70	1,270	30	544	4,075	73,919	190	3,44
" " " 2nd ".....	"	2,117	17,296	40	327	30	245	317	2,590	1,810	14,78
" " " 3rd ".....	"	10	22	10	2
" " Crude, 1st Quality.....	"	140	815	10	58	3	17	127	74
" " " 2nd ".....	"	10	15	10	1
" Japan, Clarified, 3rd Quality.....	"	490	1,024	140	292	350	73
" " " 4th ".....	"	3,830	5,362	11	15	17	24	2,845	3,983	979	1,37
" " Crude, 1st Quality.....	"	10,524	36,518	2	7	8,753	30,374	1,769	6,13
" " " 2nd ".....	"	73,715	112,784	84	129	14,795	22,499	58,926	90,15
" Korean, Clarified, 1st Quality.....	"	1,249	27,080	16,639	360,900	1,180	25,594	6,121	132,765	10,587	229,62
" " " 2nd ".....	"	42	293	285	1,990	13	87	132	921	182	1,27
" " " 3rd ".....	"	194	698	44	229	150	46
" " Crude, 1st Quality.....	"	8	28	6	19	2	5
" Native.....	"	1,225	3,026	1,225	3,02
" Wild.....	"	18	4,809	3	1,980	15	2,82
" Beard, Root, Cuttings, etc.....	"	4,059	4,587	12,246	13,838	86	159	481	544	15,738	17,72
Glass Beads.....	Value	...	160,106	...	974	...	185	...	53,745	...	107,15
" Plate, Silvered.....	Sq. feet	228,273	89,483	139	55	2,953	1,157	105,828	41,483	119,631	46,89
" " Unsilvered.....	"	73,094	22,646	2,291	710	70,803	21,93
" Window, Coloured, Stained.....	Boxes	735	3,837	4	21	321	1,676	418	2,18
" " Common.....	"	117,329	320,308	30	82	155	423	73,879	201,688	43,325	118,27
Glass-making Materials.....	Value	...	2,140	1,750	...	39
Glassware.....	"	...	246,152	...	403	...	1,938	...	131,525	...	113,09
Gloves.....	Dozens	39,272	33,853	20	17	573	585	11,613	13,747	27,106	19,53
Glue.....	Piculs	3,934	53,501	1	8	1,896	25,787	2,037	27,70
" Cow.....	"	881	14,902	67	1,130	17	293	786	13,289	145	2,45
Glycerine, for Cigarette-making.....	"	1,987	36,426	20	575	1,967	35,85
Goldware.....	Value	...	1,022	124	89
Graphite, Plumbago, and Blacklead.....	Piculs	460	3,388	101	745	359	2,64
Graphophones and Accessories.....	Value	...	118,410	...	2,927	...	28,069	...	38,140	...	55,12
Grasscloth, Fine.....	Piculs	12	1,504	20	2,284	43	5,288	5	595
Grindstones.....	Value	...	1,263	40	...	1,433
Gum Arabic.....	Piculs	39	666	5	91	34	57
" Dragon's Blood.....	"	20	1,507	6	419	2	159	11	798	13	96
" Myrrh.....	"	176	1,696	12	113	16	152	63	606	109	1,05
" Oilbanum.....	"	593	5,519	33	303	33	307	205	2,462	328	3,05
" Resin.....	"	1,767	6,696	4	14	806	3,055	965	3,65
" Unclassed.....	"	10	979	1	13	9	96
Haberdashery and Millinery.....	Value	...	313,397	...	2,517	...	21,126	...	103,548	...	191,24
Hair, Horse.....	Piculs	170	4,102	25	609	145	3,49
Hams and Bacon.....	"	2,689	89,811	17	574	89	2,333	465	15,521	2,152	72,53
Hardware.....	Value	...	531,310	...	10,392	...	21,699	...	179,132	...	340,87
Harness and Saddlery.....	"	...	21,185	...	663	...	2,583	...	1,994	...	17,27
Hartall.....	Piculs	91	815	24	219	67	59
Hatchets and Axes.....	Dozens	194	1,160	40	240	154	92
Hide Specific.....	Piculs	84	1,897	...	4	31	698	53	1,20

1°. Foreign Goods imported—Continued.

DESCRIPTION OF GOODS.	Classifier of Quantity.	IMPORTS FROM FOREIGN COUNTRIES AND HONGKONG.		IMPORTS FROM CHINESE PORTS.		RE-EXPORTS TO FOREIGN COUNTRIES AND HONGKONG.		RE-EXPORTS TO CHINESE PORTS.		NET TOTAL IMPORTS.	
		Quantity.	Value.	Quantity.	Value.	Quantity.	Value.	Quantity.	Value.	Quantity.	Value.
Hides, Cow and Buffalo.....	Piculs	659	11,827	9	161	857	15,378	105	1,883
Honey.....	"	40	782	40	782
Horns, Chamois.....	"	4	5,280	4	5,280
" Deer.....	"	56	1,790	2	54	44	1,404	14	440
" " Broken.....	"	92	1,141	81	1,015	11	126
" " Old.....	"	1	153	1	153
" " Young, Northern.....	Pairs	32	1,310	20	750	12	560
" " Southern.....	"	891	4,890	88	248	803	4,642
" Rhinoceros.....	Cutties	165	5,058	163	5,012	89	2,737	322	9,902
Hose.....	Value	...	36,227	...	650	...	344	...	12,132	...	24,401
Hosiery, Unclassed.....	Dozens	44,500	32,581	814	594	475	923	2,882	2,903	41,957	29,349
India-rubber.....	Piculs	428	19,570	8	374	7	331	54	2,443	375	17,170
" Goods.....	Value	...	32,765	...	45	...	2,676	...	5,347	...	24,787
Indigo, Dried.....	Piculs	71	1,454	96	1,982
" Liquid, Natural.....	"	38,091	184,739	112	541	5,993	29,064	31,986	155,134
Ink, Printing.....	Value	1,834	34,686	2	28	7	126	266	5,038	1,563	29,550
Instruments and Apparatus, Scientific.....	Value	...	41,899	...	2,340	...	6,053	...	14,622	...	23,564
Isinglass, Vegetable.....	Piculs	2,889	147,680	2	102	2,187	111,810	704	35,972
Jadestone.....	"	27	3,575	4	1,100	23	2,475
Jewellery.....	Value	...	104,181	...	1,800	...	23,758	...	3,639	...	78,584
Jewels and Jewellery, Imitation.....	"	...	78,672	...	3,491	...	2,105	...	44,869	...	35,189
Jinric-has.....	Pieces	199	4,302	3	65	64	1,354	138	3,013
Labels, Advertising Matter, and Postage Stamps.....	Value	...	109,423	...	1,266	...	3,472	...	43,586	...	63,631
Lace, Open-work or Insertion-work of Cotton, Machine-made:—											
Not exceeding 1 inch wide.....	Doz. yds.	2,493	852	760	228	1,733	624
Exceeding 1 inch but not exceeding 2 inches.....	"	52,742	12,124	17,000	3,910	35,742	8,214
Exceeding 2 inches but not exceeding 3 inches.....	"	343	207	37,360	22,416
Exceeding 3 inches wide.....	"	433	302	407	285	26	17
Lace, Silk, etc.....	Value	...	12,939	270	...	16,058
Lacquerware.....	"	...	7,732	301	...	961	...	6,470
Lamps and Lampware.....	"	...	364,932	...	3,126	...	6,484	...	210,168	...	151,406
Lampwick.....	Piculs	331	15,382	2	111	69	3,185	260	12,086
Lard, Pure or Compound.....	"	1,140	17,061	1	14	674	10,096	118	1,771	349	5,208
Launches, Boats, Lighters, and Materials.....	Value	...	77,743	...	3,511	...	10,000	...	1,000	...	70,254
Lead; Red.....	Piculs	2,737	25,862	4	40	8	72	447	4,228	2,286	21,602
" White.....	"	8,936	80,338	9	81	4,439	39,903	4,488	40,354
" Yellow.....	"	1,828	16,429	1,789	16,087	39	342
Leather Articles.....	Value	...	31,617	...	476	...	390	...	5,512	...	26,191
" Cloth.....	Pieces	6,107	16,184	100	166	1,408	4,286	4,509	11,732
" Purses.....	Dozens	23,684	23,330	656	643	226	221	12,261	12,017	11,853	11,735
" Calf, Kid, and Coloured.....	Piculs	102	27,208	1	289	35	9,347	66	17,572
" Cow, American and European.....	"	45	2,993	16	11	721	34	2,256
" " Hongkong.....	"	2,294	66,764	41	1,280	132	3,851	757	22,023	1,446	42,170
" Enamelled, Japanned, and Patent.....	"	117	15,810	3	446	8	1,023	106	14,341
" Harness.....	"	320	23,755	6	438	72	5,313	120	8,884	134	9,996
" Sole.....	"	354	17,631	33	1,808	92	4,567	229	11,256
" other kinds.....	Value	...	25,828	538	...	1,439	...	23,851
Lemons, Fresh.....	Pieces	705,480	13,603	6,966	132	65,721	1,249	632,793	12,222
Lichees, Dried.....	Piculs	11,086	111,972	16	157	8,127	82,081	2,975	30,048
Lighthouse Materials and Apparatus.....	Value	...	3,110	5,970
Lime, Chloride of.....	Piculs	5,696	23,257	29	118	38	153	1,294	5,277	4,393	17,945
Linen, Household.....	Value	...	21,406	...	100	...	993	...	1,315	...	19,198
Liqueurs.....	Doz. gts.	8,393	51,766	439	3,546	6,004	36,982	2,123	13,662	705	4,668
Liquid Fuel.....	Tons	5,810	42,587	5,530	40,535	980	7,184
Live-stock.....	No.	229	17,893	15	1,200	3	172	25	1,666	216	17,255
Looking-glasses and Mirrors.....	Pieces	1,989,765	107,185	14,450	760	7,045	1,419	876,129	56,983	1,121,041	49,543

1. Foreign Goods imported—Continued.

DESCRIPTION OF GOODS.	Classifier of Quantity.	IMPORTS FROM FOREIGN COUNTRIES AND HONGKONG.		IMPORTS FROM CHINESE PORTS.		RE-EXPORTS TO FOREIGN COUNTRIES AND HONGKONG.		RE-EXPORTS TO CHINESE PORTS.		NET TOTAL IMPORTS.	
		Quantity.	Value.	Quantity.	Value.	Quantity.	Value.	Quantity.	Value.	Quantity.	Value.
Lung-ngan Pulp	Piculs	5,483	66,012	1,530	18,426	49	593	5,330	64,173	1,634	19,672
Lung-ngans, Dried	"	5,121	43,219	7,673	64,762	10,472	88,381	2,322	19,600
Macaroni and Vermicelli	"	918	7,692	1	9	41	338	251	2,097	627	5,266
Machinery, and Parts of	Value	...	1,688,633	...	24,815	...	23,343	...	290,830	...	1,399,275
Machines, Sewing and Knitting	Pieces	4,742	52,079	18	595	316	3,545	823	11,856	3,621	37,273
" Sewing and Knitting: Parts and Accessories	Value	...	4,649	104	...	4,545
Manganese	Piculs	274	1,157	7	28	267	1,129
Mangrove Bark	"	29,625	50,955	21	36	14,861	25,561	14,785	25,430
Manure, Animal and Chemical	"	346	1,056	33	50	162	492	149	454	68	160
Marble Slabs	"	712	3,736	49	255	663	3,481
Margarine	"	653	13,674	57	1,195	96	2,008	500	10,471
Matches, Wax	Gross	3,125	8,688	2,108	5,861	1,017	2,827
" Wood, Safety or other, European	"	620	632	807	823
" " " " Japan, Large	"	1,615,662	403,916	17,700	4,435	50	13	1,153,197	288,299	480,115	120,029
" " " " Japan, Small	"	1,793,740	337,223	23,400	4,399	2,300	432	820,761	154,303	994,079	186,887
Match-making Materials:—											
Emery Powder	Piculs	167	339	151	195	16	144
Glass	"	1,359	2,663	1,176	2,306	183	357
Paper, Packing	"	2,912	18,899	2,054	13,612	858	5,287
Phosphorus	"	616	33,577	470	25,589	146	7,988
Wax, Paraffin	"	1,128	11,363	23	231	1,083	10,902	920	9,266
Wood Shavings	"	1,889	4,174	26	57	1,863	4,117
" Splints	"	6,490	11,994	6,590	11,994
Mats, Bamboo and Rattan	Pieces	333	258	333	258
" Coir (Door)	"	4,070	2,803	30	28	959	661	3,081	2,114
" Formosa, Grass (Bed)	"	104	260	218	545	595	1,510
" Singapore, Rush	"	4,360	3,176	3,120	2,184	3,598	3,824
" Straw	"	2,328,007	101,050	3,120	134	5,650	243	339,000	14,576	1,986,477	86,365
" Fancy	"	10,264	4,570	310	107	9,954	4,463
" Tatami	"	722	1,172	478	707	244	465
Matting, Coir	Rolls	143	5,034	9	316	68	2,394	66	2,324
" Straw	"	981	4,905	100	500	881	4,405
Meats, Canned	Dozens	8,113	20,621	8	20	6,137	15,588	3,003	7,627
" Salted and Dried	Piculs	159	1,834	63	530	96	1,304
Medical and Surgical Appliances, and Druggists Sundries	Value	...	125,186	...	1,928	...	1,953	...	9,576	...	115,585
Medicines	Piculs	8,504	82,464	274	6,430	233	2,638	4,998	56,505	3,547	29,751
	Value	...	203,283	...	2,070	...	10,809	...	120,860	...	73,684
Milk, Condensed, in Tins, and Evaporated											
Cream	Dozens	145,452	177,451	5,014	6,117	24,560	29,963	76,886	93,801	49,020	59,804
Mill Supplies	Value	...	90,637	...	2,166	...	392	...	4,201	...	88,210
Morphia	Ounces	34	51	34	51
Motor-cars, and Parts of	Value	...	81,817	...	9,142	...	5,444	...	4,925	...	80,590
Moulding	Feet	2,423,390	41,552	22,302	379	648,214	11,020	1,752,874	30,153
Mushrooms	Piculs	2,698	133,238	8	374	34	1,701	2,465	121,746	207	10,165
Musical Boxes	Pieces	2,723	4,801	1	20	818	1,517	1,904	3,264
" Instruments: Pianos and Organs	Value	...	47,438	...	10,988	...	9,725	...	26,303	...	22,398
" " Unclassed	"	...	42,633	...	1,608	...	3,785	...	16,615	...	23,841
Mussels, Dried	Piculs	5,225	63,792	26	313	37	455	3,596	43,908	1,618	19,742
Naphthalene	"	2,292	10,781	1,166	4,807	1,126	5,974
Needles	Mill	1,881,054	376,211	7,750	1,550	45,870	9,174	1,515,112	303,022	327,822	65,505
Nitric Acid	Piculs	226	4,660	20	504	145	2,940	61	1,216
Nutgalls	"	1,290	37,927	179	5,259	1,111	32,668
Nutmegs	"	51	1,424	1	32	8	213	20	554	24	689
Oakum	"	551	4,980	2	16	6	51	27	243	520	4,702
Oats	"	1,654	4,464	42	232	1,612	4,232
Oil, Citronella	"	18	1,292	3	267	8	506	7	519

1. Foreign Goods imported—Continued.

DESCRIPTION OF GOODS.	Classifier of Quantity.	IMPORTS FROM FOREIGN COUNTRIES AND HONGKONG.		IMPORTS FROM CHINESE PORTS.		RE-EXPORTS TO FOREIGN COUNTRIES AND HONGKONG.		RE-EXPORTS TO CHINESE PORTS.		NET TOTAL IMPORTS.	
		Quantity.	Value.	Quantity.	Value.	Quantity.	Value.	Quantity.	Value.	Quantity.	Value.
Oil, Cocoa-nut.....	<i>Piculs</i>	2,122	29,388	9	126	25	352	786	10,886	1,320	18,276
" Engine, Mineral.....	<i>Am. Gals.</i>	708,174	178,265	1,410	355	74,040	18,658	546,661	137,759	88,883	22,203
" " other kinds.....	"	328	172	5,227	2,718
" Kerosene, American.....	"	25,817,500	3,872,625	600,010	90,002	15,541,695	2,331,254	9,675,795	1,451,369
" " " in bulk.....	"	12,901,987	1,483,729	9,017,955	1,037,065	3,884,032	446,664
" " Borneo, in bulk.....	"	12,857,663	1,207,334	146,963	13,800	10,040	943	8,698,020	816,746	4,296,566	403,445
" " Indian.....	"	42,500	6,532
" " Russian.....	"	735,900	93,459
" " " in bulk.....	"	84,250	7,590
" " Sumatra.....	"	2,074,910	248,989	25,840	3,101	2,049,070	245,888
" " " in bulk.....	"	6,605,541	660,554	190,210	19,021	3,494,910	340,491	3,010,421	301,042
" " Cases and Tins, Empty.....	<i>Pieces</i>	7,656	384	658,185	67,747	33,668	2,773
" " " Planks for.....	<i>Value</i>	...	92,799	...	60	...	21,682	...	555	...	70,622
" Olive.....	<i>Galls.</i>	2,932	4,134	4	6	80	113	907	1,277	1,949	2,750
" Paint.....	"	78,716	54,314	140	97	2,764	1,907	20,813	14,362	55,279	38,142
" Tanks and Fittings.....	<i>Value</i>	...	80	...	9,692	10,614
Oilcloth.....	"	...	39,483	...	225	...	2,213	...	16,716	...	20,779
Ornaments, Head.....	"	...	1,237	...	15	...	15	...	250	...	987
Paint, Green.....	<i>Piculs</i>	757	5,198	19	133	9	61	479	3,292	288	1,978
Paints, Assorted.....	"	17,071	163,545	16	172	264	4,397	3,352	28,757	13,471	130,563
Paper, 1st Quality.....	"	3,570	105,954	10	288	3	101	3,026	89,826	551	16,315
" 2nd.....	"	880	8,775	17	137	3	30	16	138	878	8,744
" Absorbing.....	"	33,622	195,496	3	17	6,394	39,900	27,231	155,613
" Boxes & Mouthpieces, for Cigarettes.....	<i>Value</i>	...	145,240	60	...	73	...	145,107
" Bank-note.....	<i>Reams</i>	3,224	39,791	328	4,058	10	114	1,668	16,903	1,874	26,830
" Cigarette, not exceeding 2 inches by 4 inches.....	<i>Mille</i>	90,128	4,244	1,508	71	232,840	10,943	2,940	138
" " exceeding 2 inches by 4 inches.....	<i>Rolls</i>	101,518	41,512	3,370	1,387	1,858	738	96,290	39,387
" Packing.....	<i>Piculs</i>	52,206	320,559	262	1,920	188	1,058	16,437	104,010	35,843	217,411
" Printing, Calendered and Sized.....	"	30,736	225,907	18	129	2,469	18,484	3,992	29,341	24,293	178,211
" " Calendered and Sized, Japanese.....	"	3,299	26,094	612	4,856	2,687	21,238
" " Uncalendered and Unsized.....	"	25,952	133,392	4	21	407	2,093	6,956	35,754	18,593	95,566
" " Uncalendered and Unsized, Japanese.....	"	4,246	19,318	159	724	3,486	15,860	601	2,734
" Tissue.....	"	5,280	45,211	21	249	1,800	18,559	3,459	26,403
" Wall.....	<i>Value</i>	...	62,648	...	99	...	4,547	...	39,482	...	18,718
" Writing.....	<i>Piculs</i>	3,030	42,807	18	251	15	226	542	7,663	2,491	35,169
" other kinds.....	<i>Value</i>	...	37,881	...	1,704	...	2,755	...	17,445	...	19,385
Paper-making Materials:—											
Wood and Straw Pulp.....	<i>Piculs</i>	27,292	84,678	27,292	84,678
Paris White (Plaster of Paris).....	"	2,671	3,258	1,751	2,137	920	1,121
Pearls, False.....	<i>Value</i>	...	26,606	10,000	...	1,040	...	15,566
" Real.....	"	...	196,728	21,953	174,775
Peel, Orange, Hongkong.....	<i>Piculs</i>	1,805	29,693	25	403	529	8,698	1,301	21,398
Pepper, Black.....	"	19,171	338,749	24	417	139	2,461	14,989	264,862	4,067	71,843
" White.....	"	854	28,017	3	94	1	34	713	23,405	143	4,672
Perfumery.....	<i>Value</i>	...	110,334	...	689	...	4,391	...	79,408	...	27,224
Personal Effects.....	"	...	125,156	...	145,161	...	244,041	...	53,880
Photographic Materials.....	"	...	119,200	...	1,359	...	5,322	...	47,380	...	67,857
Photographs.....	"	...	14,955	7	14,948
Pictures and Engravings.....	"	...	24,457	...	1,951	...	6,192	...	2,279	...	17,937
Pitch.....	<i>Piculs</i>	1,925	4,351	51	115	435	982	1,541	3,484
Plants and Shrubs.....	<i>Value</i>	...	9,954	...	54	2,914	...	6,194
Ponies and Horses.....	<i>No.</i>	103	15,828	4	660	33	1,690	15	1,440	59	13,358
Potash, Chlorate of.....	<i>Piculs</i>	857	10,350	17	210	119	1,438	755	9,122
Potatoes, Dried and Fresh.....	"	30,068	42,012	5,862	8,113	24,206	33,899
Pottery and Earthenware.....	<i>Value</i>	...	24,832	128	...	1,074	...	23,630
Prawns, Dried.....	<i>Piculs</i>	2,010	37,104	28	508	8	142	1,956	36,110	74	1,360

1°. Foreign Goods imported—Continued.

DESCRIPTION OF GOODS.	Classifier of Quantity.	IMPORTS FROM FOREIGN COUNTRIES AND HONGKONG.		IMPORTS FROM CHINESE PORTS.		RE-EXPORTS TO FOREIGN COUNTRIES AND HONGKONG.		RE-EXPORTS TO CHINESE PORTS.		NET TOTAL IMPORTS.	
		Quantity.	Value.	Quantity.	Value.	Quantity.	Value.	Quantity.	Value.	Quantity.	Value.
Precious Stones.....	Value	...	Hk. Ts 11,820	11,820
Printing and Lithographic Materials.....	Value	...	58,181	...	1,496	...	2,157	...	19,477	...	38,043
Provisions (for Chinese).....	Piculs	2,452	8,864	8	60	8	351	40	316	2,412	8,257
Pumps.....	Piculs	698	31,916	25	3,239	122	2,295	225	17,545	376	15,315
Putehuck.....	Piculs	1,062	16,217	8	129	15	228	524	8,005	531	8,113
Quartz (or Corundum Sand).....	Value	2,449	7,967	163	661	953	3,878	1,333	5,428
Railway Plant and Materials.....	Value	...	1,687,088	...	12,938	...	2,374	...	154,359	...	1,543,293
Raisins and Currants.....	Piculs	4,895	53,652	47	515	225	2,465	3,011	32,997	1,706	18,705
Rattan Skin.....	Value	203	3,019	217	3,214
Rattans; Split.....	Value	942	5,764	385	2,354	557	3,410
" Whole.....	Value	33,321	191,264	335	1,924	14	79	12,358	70,932	21,284	122,177
Recreation Requisites.....	Value	...	58,942	...	387	...	3,346	...	5,970	...	50,013
Religious Objects.....	Value	...	2,175	...	300	1,757	...	718
Rice.....	Piculs	674,928	1,822,307	7,500	20,250	7,356	19,862	675,072	1,822,695
Rope, Coir.....	Value	266	1,948	37	270	229	1,678
" Cotton.....	Value	122	4,691	10	385	112	4,306
" Hemp.....	Value	3,454	63,179	21	362	9	207	761	13,923	2,705	49,411
" Manila.....	Value	1,106	23,356	22	425	1	33	189	4,001	938	19,747
Rugs and Druggets.....	Value	...	5,974	...	334	...	113	...	701	...	5,494
Safes.....	Pieces	775	45,492	10	454	11	998	177	6,407	597	38,541
Safflower.....	Piculs	324	3,400	4	41	4	41	221	2,317	103	1,083
Saltpetre.....	Value	5,049	40,795	5,049	40,795
Sanshu.....	Value	111	500	19	107	481
Sandalwood.....	Value	52,160	377,118	226	1,634	36,883	266,662	15,503	112,090
Sapanwood.....	Value	9,455	23,543	14	34	5,519	13,742	3,922	9,767
Sauerkraut.....	Value	76	525	453	2,722	22	113
Sausages, Dried.....	Value	66	2,710	27	983	17	707	22	1,020
Scales.....	Pieces	2,132	28,658	13	323	9	620	424	11,280	1,712	17,081
Sea Shells.....	Piculs	1,326	4,255	323	1,018	512	1,642	1,137	3,631
Seaweed, Cut.....	Value	29,930	103,557	43	147	37,414	129,453
" Long.....	Value	278,254	692,853	459	1,143	2	4	298,287	742,734
" Prepared.....	Value	314	8,734	3	78	200	5,560	117	3,252
" Red.....	Value	1,689	16,720	1,544	15,290	145	1,430
Seed, Apricot.....	Value	100	3,023	5	151	105	3,174
" Flower.....	Value	86	2,030	...	10	46	609	40	1,431
" Lucraban.....	Value	333	2,354	4	27	4	27	144	1,014	189	1,340
" Pine.....	Value	4,786	24,125	12	61	993	5,004	3,805	19,182
" Sesamum.....	Value	1,404	7,020	1,404	7,020
Sharks Fins, Black.....	Value	1,601	61,104	4	162	326	12,444	1,279	48,822
" Prepared.....	Value	296	38,847	5	591	7	912	245	32,088	49	6,438
" White.....	Value	3,114	258,023	28	2,306	1	91	1,778	147,337	1,363	112,901
" Skins.....	Value	25	520	6	121	75	1,574
Shellac.....	Value	103	7,499	35	2,585	68	4,914
Shirts of all kinds.....	Dozens	3,582	22,172	1,981	12,262	27	173	2,008	12,405	3,528	21,856
Shoe-making Materials.....	Value	...	10,580	...	98	2,948	...	7,730
Shoes and Boots, India-rubber.....	Pairs	118,963	70,566	266	157	669	488	17,300	10,206	101,260	60,029
" " Leather and Canvas.....	Pairs	47,833	76,843	381	582	7,391	5,205	11,103	17,225	29,720	54,995
" " Silk and Cotton.....	Pairs	6,663	5,161	2,318	2,244	990	864	3,355	2,053
Shrimps, Dried.....	Piculs	8,691	162,606	13	248	4,446	83,186	4,258	79,668
Silk, Raw, White, Japanese.....	Value	1	392	1	392
" Wild, ".....	Value	396	110,449	71	19,810	325	90,639
" Cocoons.....	Value	55	3,558	55	3,558
" Refuse.....	Value	68	1,725	68	1,725
" Refuse or Waste.....	Value	25	750	25	750
" " Japanese.....	Value	6	485	21	1,687
" Noil Yarn, Japanese.....	Value	20	960	20	960
" Thread and Yarn.....	Value	1	361	2	518
" Waste Yarn, Japanese.....	Value	20	6,200
" Ribbons.....	Value	85	33,590	...	185	...	188	33	13,608	52	19,979
" Mixture Ribbons.....	Value	269	178,177	2	1,551	8	5,580	78	51,626	185	122,522

1°. Foreign Goods imported—Continued.

DESCRIPTION OF GOODS.	Classifier of Quantity.	IMPORTS FROM FOREIGN COUNTRIES AND HONGKONG.		IMPORTS FROM CHINESE PORTS.		RE-EXPORTS TO FOREIGN COUNTRIES AND HONGKONG.		RE-EXPORTS TO CHINESE PORTS.		NET TOTAL IMPORTS.	
		Quantity.	Value.	Quantity.	Value.	Quantity.	Value.	Quantity.	Value.	Quantity.	Value.
Silverware.....	Value	...	16,977	...	40	...	13,186	...	808	...	3,023
Singlets and Drawers, Cotton.....	Dozens	15,954	52,967	296	983	1,487	4,937	10,821	35,925	3,942	13,088
" " Mixture.....	"	73,251	418,263	273	1,559	1,942	11,086	8,601	49,109	62,981	359,627
Skin (Fur) Clothing, Sundry.....	Pieces	2,687	4,702	60	816	2,627	3,886
Skins (Furs), Bear.....	"	3	90	1	60	2	30
" Beaver.....	"	134	745	891	6,285
" Deer.....	"	12	105	12	105
" Dog.....	"	450	90	450	90
" Fox, Arctic, White.....	"	154	134	148	78	6	56
" " Legs.....	Pairs	21,144	7,575	2,187	770	22,010	4,766	...	2,039
" " Red.....	Pieces	14	56	6	56
" Goat.....	"	154	81	154	81
" Lamb.....	"	17,735	3,706	8,739	2,377	5,760	1,210	3,236	119
" Lynx.....	"	1,628	3,809	1,139	2,665	2,074	4,853
" Marten.....	"	15	173	8	75	7	98
" Musquash.....	"	134,193	22,306	78,835	19,033
" Rabbit.....	"	200,018	118,011	5,828	3,439	108	35	76,235	44,978	129,503	76,437
" Sable.....	"	119	1,264	24	120	95	1,144
" Seal.....	"	60	55	60	55
" Sheep.....	"	734	482	60	52	674	430
" Squirrel.....	"	37,651	6,333	10,440	2,082	2,700	270	24,511	3,981
" " Tails.....	"	8,100	542	8,100	542
" Weasel.....	"	10,000	568	10,000	568
" Sundry.....	"	22,432	8,828	107	173	2,760	342	19,565	8,313
Soap, Bar.....	Piculs	122,234	667,399	267	1,457	774	4,226	55,104	300,866	66,623	363,764
" Soft.....	"	728	3,822	5	28	69	360	664	3,490
" Toilet and Fancy.....	Dozens	629,608	310,506	15,278	2,878	26,585	13,027	463,695	227,211	154,666	73,146
Soapstone Powder.....	Piculs	568	1,000	291	792	77	208
Socks, Cotton, 1st Quality.....	Dozens	124,680	173,158	1,662	2,310	6,853	9,526	32,074	44,584	87,415	121,358
" " 2nd ".....	"	91,837	62,577	50	34	2,330	1,584	32,210	21,903	57,347	39,124
Soda Ash.....	Piculs	155,910	363,271	55	124	1,721	4,010	139,460	324,942	14,784	34,443
" Bicarbonate of.....	"	3,585	9,571	50	134	2,160	5,767	1,375	3,670
" Caustic.....	"	9,342	38,770	10	41	2,103	8,728	7,249	30,083
" Crystal.....	"	1,590	3,753	628	1,482	962	2,271
" Nitrate of.....	"	852	4,178	852	4,178
" Silicate of.....	"	621	1,470	646	1,497
Soy.....	"	1,251	7,228	61	355	1,190	6,873
Spirits:—											
Brandy and Whisky.....	Galls.	7,816	17,649	151	339	281	654	7,384	16,656
" " Cognac.....	Dozens	9,737	64,192	721	6,871	4,558	43,438	2,397	21,987	593	5,638
Whisky.....	"	18,997	113,647	207	1,238	677	4,045	4,955	29,632	13,572	81,208
Other kinds, in Bottles.....	"	6,931	27,809	144	577	745	2,985	1,875	7,518	4,455	17,883
" " bulk.....	Galls.	2,732	1,565	45	26	844	504	263	150	1,670	937
Spirits of Wine.....	"	27,848	11,696	500	210	1,670	701	14,146	5,941	12,532	5,264
Stationery.....	Value	...	349,282	...	3,143	...	10,032	...	109,591	...	232,802
Sticklac.....	Piculs	80	1,123	28	396	52	727
Stores, Engineers.....	Value	...	59,358	...	110	...	3,398	...	14,510	...	41,560
" Household.....	"	...	374,682	...	12,807	...	69,643	...	184,888	...	132,958
" Marine.....	"	...	64,758	...	2,785	...	10,299	...	31,376	...	25,868
Stoves and Grates.....	"	...	235,845	...	1,321	...	2,191	...	88,105	...	146,870
Sugar, Brown.....	Piculs	584,669	2,268,515	1,949	7,563	304,523	1,181,548	282,095	1,094,530
" White.....	"	497,139	2,331,583	536	2,514	3	12	306,741	1,438,616	190,931	895,469
" Refined.....	"	955,425	4,815,341	1,635	8,239	1,841	9,279	816,994	4,117,650	138,225	696,651
" Candy.....	"	60,003	390,021	55	365	60,424	398,803
" Cane.....	"	96,444	96,444	650	650	10,647	10,647	86,447	86,447
Sulphur, Crude.....	"	12,566	28,902	7,769	17,868	4,797	11,034
" Refined.....	"	1,700	2,732	1,700	2,732
Sulphuric Acid.....	"	5,322	21,394	51	205	1,838	7,389	3,433	13,800
Tanning Materials.....	Value	...	15,012	15,012
Tar.....	Galls.	7,136	1,927	672	181	6,464	1,746

1°. Foreign Goods imported—Continued.

DESCRIPTION OF GOODS.	Classifier of Quantity.	IMPORTS FROM FOREIGN COUNTRIES AND HONGKONG.		IMPORTS FROM CHINESE PORTS.		RE-EXPORTS TO FOREIGN COUNTRIES AND HONGKONG.		RE-EXPORTS TO CHINESE PORTS.		NET TOTAL IMPORTS.	
		Quantity.	Value.	Quantity.	Value.	Quantity.	Value.	Quantity.	Value.	Quantity.	Value.
			<i>Hk. Pts.</i>		<i>Hk. Pts.</i>		<i>Hk. Pts.</i>		<i>Hk. Pts.</i>		<i>Hk. Pts.</i>
Tea, Black.....	<i>Piculs</i>	99	1,865	1	14	1	20	97	1,831
" " Japan.....	"	3	55	3	55
" Green.....	"	2	16	2	16
" " Japan (for local consumption).....	"	37	599	37	599
" Ceylon.....	"	204	5,919	21	622	166	4,821	2	78	57	1,638
" Formosa.....	"	1	40	2	150	3	190
" Java.....	"	51	1,516	51	1,516
Telegraph Materials.....	<i>Value</i>	...	272,327	...	10,859	...	19,273	...	180,697	...	83,216
Telescopes, Spy-glasses, and Optical Goods.....	"	...	56,975	...	6,603	...	3,078	...	9,631	...	50,869
Thread, Gold, Imitation, on Cotton.....	<i>Piculs</i>	159	58,900	1	245	46	11,255	112	27,400
" " Silk.....	"	2	1,962	2	2,115
" Silver, Imitation, on Cotton.....	"	162	26,596	85	11,063	77	15,533
" " Silk.....	"	...	397	352	...	45
" Tinsel.....	<i>Value</i>	...	9,757	7,232	...	2,525
Timber, Beams and Logs, Hard-wood.....	<i>Cub. ft.</i>	852,030	300,766	250	88	102,749	36,270	749,031	264,408
" " Soft-wood.....	<i>Sq. feet</i>	50,754,864	979,568	651	13	90,000	1,737	3,325,030	25,573	49,340,485	952,271
" " Teak.....	<i>Cub. ft.</i>	105,235	119,968	584	666	6,325	7,211	99,494	113,423
" Laths.....	<i>Pieces</i>	1,482,010	5,928	100,000	400	520,722	2,083	861,288	3,445
" Masts and Spars.....	"	281	5,447	2	547	...	4,900
" Piles and Poles.....	<i>Sq. feet</i>	2,123,403	31,851	88,000	1,320	2,035,403	30,531
" Planks, Hard-wood.....	<i>Cub. ft.</i>	768,274	301,931	142	56	169,031	66,428	599,385	235,559
" " Soft-wood.....	<i>Sq. feet</i>	35,717,171	1,021,511	528,292	15,109	536,327	15,339	5,225,427	149,447	30,483,709	871,834
" " Tongued and Grooved.....	"	965,073	28,276	64,823	1,899	13,067	583	834,637	24,454	182,192	5,352
" " Teak.....	<i>Cub. ft.</i>	3,302	4,480	335	455	2,950	3,083	687	952
" " Japanese.....	<i>Piculs</i>	121	895	270	2,006
Tinder.....	"	1,090	57,363	15	776	15	789	24	1,239	1,066	56,111
Tin-foil.....	<i>Value</i>	...	31,867	...	284	...	16	...	1,211	...	30,924
Tobacco.....	<i>Piculs</i>	32,033	586,724	79	1,459	2	50	719	11,509	31,391	576,624
" Leaf.....	"	578	15,509	10	281	10	834	102	2,758	476	12,258
" Prepared.....	"	940	2,399	248	555	121	365	1,037	2,589
" Stalk.....	"	...	61,164	...	368	...	3,994	...	7,685	...	49,853
Tobacconists Sundries.....	<i>Value</i>	...	118,775	...	667	...	2,529	...	36,652	...	80,261
Toilet Requisites.....	"	...	6,294	...	231	...	897	...	776	...	4,852
Tombstones and Monuments.....	"	...	125,371	...	508	...	1,579	...	33,919	...	90,381
Toys.....	"	...	454,903	454,903
Tramway Materials.....	"	...	18,849	...	1,774	...	44	...	3,730	...	16,849
Travelling Requisites.....	"	...	46,941	550	1,061	445	958	22,948	38,968	1,479	8,076
Trays, Tin.....	<i>Gross Value</i>	...	31,332	...	770	...	72	...	2,530	...	29,500
Trimmings, Bead, Cotton, etc.....	<i>Piculs</i>	2,788	12,378	5,125	22,754	4,945	21,958	2,968	13,174
Turmeric.....	<i>Galls.</i>	19,897	20,295	65	66	24	25	7,837	7,231	12,101	13,105
Turpentine.....	<i>Piculs</i>	757	20,735	88	2,413	37	1,004	632	17,318
Twine.....	<i>Value</i>	...	42,962	...	1,798	...	2,424	...	10,351	...	31,985
Typewriters and Accessories.....	"	...	1,912	40	1,872
Umbrella Covers, Frames, and Parts.....	<i>Pieces</i>	438,338	245,469	813	455	1,009	565	46,127	25,831	392,015	219,528
" Cotton.....	"	748,608	262,013	10,746	3,761	9,869	3,453	731,681	256,088	17,804	6,231
" Japanese.....	"	1,908	1,320	25	30	5,449	3,753
" Mixtures, not Silk.....	"	1,084	903	4	27	1,088	930
" Parasols, and Sunshades.....	"	6,318	8,466	7	18	96	176	6,215	8,272
" " Silk and Silk Mixture.....	"	15	15	5	5	10	10
" " Japanese.....	<i>Piculs</i>	286	4,934	21	366	117	2,013	148	2,555
Varnish.....	<i>Galls.</i>	15,232	21,650	10	14	143	155	2,161	3,453	12,938	18,056
Vermilion.....	<i>Piculs</i>	1,266	100,450	1	75	670	53,168	595	47,207
" Imitation.....	"	211	7,346	43	1,540	168	5,806
Watches.....	<i>Pieces</i>	139,076	403,023	8,565	22,831	5,261	23,092	47,148	123,411	95,232	279,350
Watchmakers Requisites.....	<i>Value</i>	...	16,566	...	258	...	587	...	3,370	...	12,867
Water Plant and Fittings.....	"	...	125,106	8,121	...	116,985
Waters, Table.....	"	...	58,220	...	162	...	2,474	...	10,898	...	45,010
Wax, White, Japan.....	<i>Piculs</i>	139	1,865	2	20	3	36	134	1,809
Wheat.....	"	934,246	2,067,616	4	9	5,766	12,743	928,484	2,054,882

1. Foreign Goods imported—Continued.

DESCRIPTION OF GOODS.	Classifier of Quantity.	IMPORTS FROM FOREIGN COUNTRIES AND HONGKONG.		IMPORTS FROM CHINESE PORTS.		RE-EXPORTS TO FOREIGN COUNTRIES AND HONGKONG.		RE-EXPORTS TO CHINESE PORTS.		NET TOTAL IMPORTS.	
		Quantity.	Value.	Quantity.	Value.	Quantity.	Value.	Quantity.	Value.	Quantity.	Value.
			<i>Hk. Tls.</i>		<i>Hk. Tls.</i>		<i>Hk. Tls.</i>		<i>Hk. Tls.</i>		<i>Hk. Tls.</i>
Wines:—											
Champagnes and all other Sparkling Wines.....	<i>Dozens</i>	9,448	134,334	85	1,209	4,079	58,003	3,494	49,666	1,960	27,874
Still Wines, Red or White, having less than 14 degrees of Alcohol:											
In Bottles.....	<i>Dozens</i>	13,065	64,398	400	1,972	1,504	7,412	5,871	28,944	6,090	30,014
bulk.....	<i>Galls.</i>	78,576	40,157	4,860	2,430	8,791	4,483	53,216	27,140	21,429	10,964
Still Wines, Red or White, having 14 degrees or more of Alcohol:											
In Bottles.....	<i>Dozens</i>	2,525	15,978	99	627	283	1,793	1,851	11,716	490	3,096
bulk.....	<i>Galls.</i>	4,324	7,510	296	512	1,515	2,794	328	567	2,677	4,661
Port, in Bottles.....	<i>Dozens</i>	3,034	19,835	28	183	126	824	950	6,212	1,986	12,982
" bulk.....	<i>Galls.</i>	3,965	9,466	57	136	35	84	3,873	9,246
Vermouth and Byrrh.....	<i>Dozens</i>	3,405	15,448	20	91	112	507	1,570	7,111	1,743	7,921
Saké, in Barrels.....	<i>Piculs</i>	963	8,772	22	200	941	8,572
" Bottles.....	<i>Dozens</i>	3,674	6,955	242	457	3,432	6,498
Wood, Camagon.....	<i>Piculs</i>	51,967	100,295	9	17	8,884	17,146	43,074	83,132
" Ebony.....	"	984	3,572	475	1,725	509	1,847
" Fragrant.....	"	87	3,986	4	192	7	311	8	429	76	3,438
" Garoo.....	<i>Catties</i>	3,621	14,556	131	525	484	1,946	938	3,771	2,330	9,364
" Kraujee.....	<i>Pieces</i>	135	785	5	93	130	692
" Laka.....	<i>Piculs</i>	3,714	15,005	62	251	10	40	1,900	7,916	1,806	7,300
" Lignum-vitæ.....	"	258	1,360	258	1,360
" Puru.....	"	9,865	15,094	187	286	6,669	10,204	3,009	4,604
" Rose and Red.....	"	30,223	116,058	271	1,040	4,633	17,790	25,319	97,228
" Scale-stick.....	<i>Pieces</i>	125,750	18,715	100	15	74,883	11,265	50,767	7,435
" Scented.....	<i>Piculs</i>	34	276	34	276
" Unclassed.....	"	325	650	155	311
" Shavings, Hinoki.....	"	15	237	43	661
Woodware.....	<i>Value</i>	...	4,408	4,408
Worm Tablets, in Bottles.....	<i>Dozens</i>	26,640	14,918	920	516	27,173	15,219
Sundries, Unenumerated.....	<i>Value</i>	...	115,148	...	5,660	...	23,733	...	123,221
Postal Parcels not otherwise classified.....	"	...	181,580	181,580
TOTAL	<i>Hk. Tls.</i>	...	192,765,079	...	1,703,068	...	10,314,115	...	137,825,050	...	67,570,357
Excess of Re-export above Import of some articles during the year.....										<i>Hk. Tls.</i>	21,241,375
NET TOTAL										<i>Hk. Tls.</i>	16,328,982

2°. Native Goods imported through the Maritime Customs during 1907.

DESCRIPTION OF GOODS.	Classifier of Quantity.	IMPORTS FROM CHINESE PORTS.		RE-EXPORTS TO CHINESE PORTS.		RE-EXPORTS TO FOREIGN COUNTRIES AND HONGKONG.		NET TOTAL IMPORTS.	
		Quantity.	Value.	Quantity.	Value.	Quantity.	Value.	Quantity.	Value.
COTTON GOODS.*									
Shirtings, Grey.....	Pieces	38,866	130,918	19,540	70,344	2,220	7,992	17,106	61,582
Cotton Yarn.....	Piculs	1,405	34,232	914	23,317	491	10,915
" " Waste or Refuse	"	148	1,621	138	1,553	10	68
SUNDRIES.									
Aerated Waters.....	Value	...	6,206	...	157	6,049
Albumen.....	Piculs	10,806	430,257	10,669	433,677	137	5,580
Alum, Green.....	"	9,641	5,110	7,822	4,172	97	51	1,672	887
" White.....	"	73,444	116,775	47,572	75,639	23,492	37,353	2,380	3,783
Antimony.....	"	50,547	247,125	1,008	3,813	32,489	172,564	17,050	70,748
" Ore.....	"	30,372	58,567	30	122	28,550	55,641	1,792	2,804
Arsenic.....	"	11,297	90,265	10,153	81,127	111	888	1,033	8,250
Bags, Gunny.....	Pieces	1,831,210	127,262	627,756	43,294	7,675	682	1,195,779	83,286
" Hemp.....	"	548,098	50,089	30,395	2,789	517,703	47,300
Bamboo Brooms.....	"	263,990	3,501	13,200	446	250,790	3,055
" Penholders.....	Piculs	1,017	2,387	1,047	2,509
" Shoots.....	"	62,007	402,451	33,702	254,745	34	694	28,271	147,012
" Split and Leaf.....	"	13,296	29,260	5,183	11,826	10,041	22,662
Bamboo ware.....	"	524	9,790	453	8,462	15	272	56	1,056
Bark, Oak, Birch, Plum-tree, etc.	"	1,366	3,170	291	658	1,075	2,512
Barley.....	"	24,244	36,607	1,459	2,202	22,785	34,405
" Pearl.....	"	386	2,783	144	1,142	3	15	239	1,626
Beancake.....	"	667,367	940,987	285,464	402,505	297,037	418,823	84,866	119,654
Beancurd.....	"	11,146	37,598	907	3,098	8,968	30,331	1,271	4,169
Beans, Black.....	"	103,777	224,159	93,766	202,534	10,515	22,712
" Green.....	"	346,845	780,400	197,601	434,325	92,265	207,597	56,979	138,478
" White and Yellow.....	"	1,227,667	2,737,697	912,313	2,034,458	195,039	434,938	120,315	268,301
" Miscellaneous.....	"	120,118	253,254	82,487	177,347	51,535	110,800
Beef, Salted.....	"	210	1,125	210	1,125
Beer, Kiaochow Brewery, in Bottles	Dozens	11,450	22,591	1,316	2,487	10,134	20,104
" " " " " bulk.....	Gallons	24,638	18,069	66	51	4,832	3,411	19,740	14,607
Bones, Cow, Pig, and Refuse.....	Piculs	40,148	33,008	146	248	37,367	30,664	2,635	2,096
" Tiger.....	"	138	11,958	37	3,228	3	244	98	8,486
Boneware and Hornware.....	"	14	1,249	7	628	7	621
Books, Printed.....	"	1,415	82,051	54	3,609	116	6,653	1,245	71,789
Bow Strings.....	"	48	5,802	47	5,489	1	313
Bran.....	"	72,396	92,636	686	686	64,971	82,767	6,739	9,183
Brass-foil.....	"	355	14,410	108	6,123	147	8,287
Brassware.....	"	1,054	48,274	1,120	51,314	7	319
" Old and Broken.....	"	961	20,915	311	8,027	191	5,620	459	7,268
Bristles.....	"	29,002	2,320,929	78	2,280	28,106	2,272,800	818	45,849
Building Materials.....	Value	...	4,209	...	126	4,083
Buttons, Brass.....	Piculs	235	15,902	109	7,358	126	8,544
Camphor.....	"	3,435	239,952	395	27,569	2,562	178,994	478	33,389
Candles.....	"	98	1,381	38	514	3	38	57	829
Cantharides.....	"	166	5,968	59	2,112	107	3,856
Capoor Cutchery.....	"	2,944	31,475	1,408	15,054	32	338	1,504	16,083
Caps and Hats, Miscellaneous.....	Pieces	15,266	2,435	6,089	1,205	7,478	1,242
Carpets.....	"	2,250	17,952	2	19	717	20,881
Carriages and Carriage Materials.....	Value	...	1,530	1,530
Cassia Lignea.....	Piculs	1,053	18,950	377	6,790	177	3,187	499	8,973
" Broken.....	"	308	1,045	30	103	4	12	274	930
" Twigs.....	"	804	1,608	350	701	68	135	386	772
Cattle (Cows).....	No.	41	1,384	41	1,384
Cement.....	Piculs	40,546	40,110	15	12	40,531	40,098
Charcoal.....	"	167,242	92,540	860	581	166,382	91,959
Chestnuts.....	"	21,862	87,230	2,765	11,032	9,284	37,042	9,813	39,156
China-root.....	"	7,473	95,805	642	8,228	5,344	68,504	1,487	19,073
China ware, Coarse.....	"	8,041	142,485	5,760	102,067	1,732	30,689	549	9,729

* Steam Factory products.

2°. Native Goods imported—Continued.

DESCRIPTION OF GOODS.	Classifier of Quantity.	IMPORTS FROM CHINESE PORTS.		RE-EXPORTS TO CHINESE PORTS.		RE-EXPORTS TO FOREIGN COUNTRIES AND HONGKONG.		NET TOTAL IMPORTS.	
		Quantity.	Value.	Quantity.	Value.	Quantity.	Value.	Quantity.	Value.
China ware, Fine.....	<i>Piculs</i>	4,493	<i>Hk. Tls.</i> 159,514	3,517	124,849	551	19,568	425	15,097
Chopsticks.....	<i>Value</i>	...	2,988	...	3,983	...	37
Chowchow.....	<i>Piculs</i>	215	10,228	151	6,818	24	730	40	2,680
Cigarettes.....	<i>Mille</i>	1,100	1,317	500	506	600	811
...	<i>Piculs</i>	177	10,026	81	4,600	9	488	87	4,938
Cinnabar.....	"	123	9,174	14	1,070	72	5,354	37	2,750
Cinnamon.....	"	142	18,022	3	353	78	9,961	61	7,708
Clams, Dried.....	"	255	5,047	190	3,714	65	1,333
Cloisonné and Enamelware.....	<i>Value</i>	...	2,667	...	45	...	1,600	...	1,022
Cloth, Cotton, Fancy.....	<i>Pieces</i>	5,639	11,355	3,888	7,595	330	668	1,421	3,092
" Native (Nankeens).....	<i>Piculs</i>	3,798	279,654	3,024	145,836	3,074	148,273
Clothing, Old.....	<i>Value</i>	...	1,801	...	139	...	342	...	1,320
" Silk.....	<i>Piculs</i>	2	1,517	2	1,517
" Miscellaneous.....	<i>Value</i>	...	2,587	...	17	...	51	...	2,519
Coal.....	<i>Tons</i>	130,831	931,514	17,780	126,590	501	3,567	112,550	801,357
Cockles.....	<i>Piculs</i>	13,716	38,709	6,957	19,774	6,759	18,935
Coir and Coirware.....	"	11,614	8,857	7,611	54,951	224	1,614	3,779	27,292
" Soles.....	"	208	1,011	115	558	93	453
Coke.....	<i>Tons</i>	4,171	42,044	3	30	115	1,159	4,053	40,855
Compo.....	<i>Piculs</i>	84	2,845	53	1,799	31	1,046
Copper, Old.....	"	103	1,820	4	90	99	1,730
" Ore.....	"	1,251	9,879	785	4,522	466	5,357
" Tribute.....	"	10,300	358,337	10,300	358,337
" Unclassed.....	"	65	1,164	10	180	55	984
Cotton Cord and Thread, Refuse.....	"	334	1,350	322	1,310	12	40
" Old, and Bags.....	"	19,055	45,612	807	1,991	1,949	3,759	16,299	39,862
" Raw.....	"	304,718	5,274,666	19,138	331,287	271,301	4,696,222	14,279	247,157
" Ribbons.....	"	81	6,431	69	5,425	12	1,006
" Waste.....	"	3,001	18,150	556	3,551	1,744	10,011	701	4,588
Crabs, Salted.....	"	870	1,952	775	1,738	95	214
Curiosities.....	<i>Value</i>	...	136,648	...	39	...	128,680	...	7,929
Cushions and Pillows.....	<i>Pieces</i>	3,926	1,339	3,157	481	225	69	544	789
Cutlery and Hardware.....	<i>Value</i>	...	6,425	...	4,683	...	1,435	...	307
Cuttle-fish.....	<i>Piculs</i>	5,855	100,335	3,584	61,398	1,958	33,538	313	5,399
Dates, Black.....	"	93,484	559,035	49,437	295,635	3,781	22,610	10,266	240,790
" Red.....	"	75,029	276,107	27,334	100,589	11,370	41,841	36,325	133,677
" White.....	"	741	6,714	601	5,530	140	1,184
Deer, Living.....	<i>No.</i>	24	2,970	2	225	22	2,745
Dressing-cases.....	<i>Pieces</i>	3,867	3,235	3,300	2,399	20	41	547	825
Dunnage.....	<i>Value</i>	...	3,222	...	633	2,589
Dye-stuff.....	<i>Piculs</i>	15,673	23,348	6,338	10,020	9,335	13,328
Egg Yolk.....	"	43,362	218,976	41,175	207,936	2,187	11,040
Eggs, Fresh.....	<i>Pieces</i>	56,703,268	198,201	38,500	129	3,890,075	14,241	52,774,693	183,831
" Preserved.....	"	3,214,141	32,275	2,542,924	25,530	664,691	6,674	6,526	71
Fan Frames, Handles, and Leaves.....	"	174,896	6,933	155,272	8,300	7,519	139
Fans, Fancy.....	"	369,527	12,901	328,696	9,378	3,389	214	37,442	3,309
" Gauze.....	"	71,477	9,266	35,122	4,509	36,355	4,757
" Paper.....	"	7,758,308	265,567	7,669,931	262,541	149,382	5,113
Feathers, Duck, Fowl, etc.....	<i>Piculs</i>	45,767	632,989	624	6,686	37,341	524,549	7,802	101,748
" Heron and Egret.....	<i>Callies</i>	282	3,607	166	2,856	116	751
Felt and Felt Cuttings.....	<i>Pieces</i>	10,399	1,515	9,250	1,279	1,149	236
Fibres:—									
Abutilon.....	<i>Piculs</i>	16,726	91,994	93	511	16,600	91,299	33	184
Coir.....	"	347	1,533	6	37	110	473	231	1,023
Hemp.....	"	134,267	1,538,699	13,761	157,704	97,915	1,122,107	22,591	258,888
Jute.....	"	31,014	155,998	4	19	28,532	143,517	2,478	12,462
Ramie.....	"	66,370	755,953	6,859	78,129	57,054	649,848	2,457	27,976
" Waste.....	"	258	1,701	161	1,217	97	484
Fire-bricks.....	<i>Pieces</i>	614,003	12,169	372,975	5,516	241,028	6,653
Fire-crackers and Fireworks.....	<i>Piculs</i>	5,055	40,134	2,439	19,365	171	1,360	2,445	19,409

2°. Native Goods imported—Continued.

DESCRIPTION OF GOODS.	Classifier of Quantity.	IMPORTS FROM CHINESE PORTS.		RE-EXPORTS TO CHINESE PORTS.		RE-EXPORTS TO FOREIGN COUNTRIES AND HONGKONG.		NET TOTAL IMPORTS.	
		Quantity.	Value.	Quantity.	Value.	Quantity.	Value.	Quantity.	Value.
			<i>Hk. Tls.</i>		<i>Hk. Tls.</i>		<i>Hk. Tls.</i>		<i>Hk. Tls.</i>
Firewood.....	<i>Piculs</i>	365,088	113,552	365,088	113,552
Fish, Dried and Salt.....	"	14,925	88,161	7,527	48,636	2,361	13,231	5,037	26,294
" Maws.....	"	1,351	149,144	258	28,526	866	95,666	227	24,952
" Skins.....	"	220	2,374	125	1,350	28	302	67	722
Fishery Products.....	"	423	10,807	238	7,282	185	3,525
Flour, Mill.....	"	35,641	172,253	5,829	29,117	29,812	143,136
" Potato.....	"	19,066	65,291	10,408	35,694	8,658	29,597
" Vermicelli.....	"	1,843	10,383	975	5,429	868	4,954
" Miscellaneous.....	"	204	1,318	138	939	4	29	62	350
Flower Bulbs or Flower Roots.....	<i>Value</i>	...	3,602	...	365	3,237
Flowers, Artificial.....	<i>Piculs</i>	8	1,029	3	439	5	590
" Dried, and Flower Seeds.....	"	2,577	35,323	1,994	26,823	24	332	559	1,168
" Rose, Preserved.....	"	67	1,147	67	1,147
" Salted and Sweetened.....	"	1,119	12,423	1,161	13,067
Frogs, Dried.....	"	18	1,430	18	1,430
Fruits, Dried and Salted.....	"	652	2,444	63	232	622	2,149	...	-63
" Fresh, Unclassed.....	"	27,966	49,168	10,978	18,336	186	282	16,802	30,550
Fungus.....	"	19,565	540,392	9,201	254,119	7,391	204,132	2,973	82,141
" White and Prepared.....	"	44	45,619	1	992	3	2,813	40	41,814
Furniture.....	<i>Value</i>	...	19,875	...	3,801	...	2,699	...	13,375
Garlic.....	<i>Piculs</i>	2,123	4,967	574	1,343	1,395	3,265	154	359
Ginseng Beard and Refuse.....	<i>Catties</i>	50,032	45,972	4,978	5,297	30	17	45,024	40,658
" Native.....	"	65,608	98,905	18,202	32,728	1,330	3,035	46,076	63,142
" Wild.....	"	86	6,958	6	648	9	1,242	71	5,068
Glassware.....	<i>Piculs</i>	2,797	78,384	2,050	57,447	11	321	736	20,616
Glue, Cow.....	"	1,875	35,078	482	9,027	17	327	1,376	25,724
Grasscloth, Coarse.....	"	2,692	142,804	1,820	96,527	830	44,022	42	2,255
" Fine.....	"	7,093	817,412	2,378	274,115	2,821	325,140	1,894	218,157
Ground-nut Cake.....	"	1,087	1,337	1,229	1,512
Ground-nuts.....	"	53,011	162,215	44,390	135,833	6,010	18,390	2,611	7,992
" Shelled.....	"	34,151	136,149	20,769	81,880	13,608	57,297
Gypsum.....	"	153,878	61,551	64,992	25,997	78,292	31,317	10,594	4,237
Hair, Goat.....	"	1,152	10,370	3	27	588	5,294	561	5,049
" Beard.....	"	165	4,637	166	4,688
" Horse.....	"	4,929	151,089	4,958	161,404
" Tails.....	"	2,738	247,921	4	231	2,437	206,395	297	41,295
" Human.....	"	386	11,901	127	3,020	278	9,456
" Pig.....	"	278	1,808	190	1,360	9	32	79	416
" Raccoon.....	"	87	13,311	49	10,376	38	2,935
" Yak Tails.....	"	70	10,882	65	10,173	5	709
Hams.....	"	8,273	181,600	1,874	41,133	5,264	115,542	1,135	24,925
Hats, Rush.....	<i>Pieces</i>	5,208,070	61,989	5,293,651	57,509	...	4,480
" Straw.....	"	156,688	14,290	3,240	619	28,980	9,117	122,468	4,554
" Wood-shaving and Wood-shaving Mixture.....	"	645,102	28,171	647,505	21,180	...	6,991
Hemp, Prepared.....	<i>Piculs</i>	25	2,295	27	2,451
" Sacking.....	<i>Pieces</i>	121,550	16,623	126,150	18,328	8,650	1,267
" Skin.....	<i>Piculs</i>	21,807	76,838	2,385	10,497	19,699	67,092
" Twine, Thread, and Rope.....	"	708	11,224	14	235	5	87	689	10,902
Hides, Ass, Prepared.....	"	260	26,269	202	21,212	58	5,057
" Raw.....	"	1,505	39,695	156	3,939	8	220	1,341	35,536
" Buffalo.....	"	37,977	771,564	168	3,500	36,418	757,854	491	10,210
" Cow.....	"	175,734	5,409,087	243	7,475	166,047	5,110,934	9,444	290,678
" Cuttings.....	"	280	989	116	459	190	641
" Goat.....	"	2,978	148,796	1,224	61,848	1,754	86,948
" Horse.....	"	230	6,925	61	3,679	152	2,615	17	631
" Sundry.....	"	115	1,072	29	182	4	123	82	767
Honey.....	"	391	4,701	391	4,701
Horns, Chamois.....	"	35	47,231	14	18,809	13	17,807	8	10,615
" Cow and Buffalo.....	"	4,710	30,949	48	312	5,374	35,307

2°. Native Goods imported—Continued.

DESCRIPTION OF GOODS.	Classifier of Quantity.	IMPORTS FROM CHINESE PORTS.		RE-EXPORTS TO CHINESE PORTS.		RE-EXPORTS TO FOREIGN COUNTRIES AND HONGKONG.		NET TOTAL IMPORTS.	
		Quantity.	Value.	Quantity.	Value.	Quantity.	Value.	Quantity.	Value.
Horns, Deer, Old	Piculs	57	7,372	11	1,378	5	626	41	5,368
" Young	Pairs	430	23,330	274	14,857	26	1,412	130	7,061
Indigo, Dried	Piculs	99	2,084	83	1,742	16	342
" Liquid	Value	28,724	208,824	6,873	49,967	21,851	158,857
Intestines, Pigs	Value	...	16,067	12,605	...	3,462
" Sheep's	Value	...	23,164	21,255	...	1,909
Iron, Old	Piculs	3,331	4,900	1,020	1,434	2,311	3,466
" Fans	"	28,577	96,381	21,018	71,062	7,559	25,319
" Rails	"	371	2,076	371	2,076
" Unmanufactured	"	236,804	283,613	840	1,125	136,670	183,443	98,994	99,045
" and Ironware, Unclassed	"	134	895	100	454	40	703
Isinglass	"	1,042	47,455	1,154	52,549
Ivoryware	"	5	3,623	...	157	5	3,466
Jadestone	"	154	30,012	16	2,080	138	27,932
" Siuyen	"	816	2,299	618	1,741	10	69	188	489
Joss Sticks	"	522	4,403	95	799	30	252	397	3,352
Joss-stick Powder	"	4,003	7,911	72	142	3,931	7,769
Lacquerware	"	70	2,354	57	1,925	5	173	8	256
Lampblack or Soot	"	989	36,228	193	5,361	1	53	795	30,814
Lamps and Lampware	Pieces	16,163	2,537	154,836	1,026	125	222	...	1,289
Lard	Piculs	1,287	12,574	1,328	12,848
Launches and Boats	Pieces	6	2,193	1	788	5	1,405
Lead	Piculs	5,303	49,844	5,200	48,880	103	964
" Old and Broken	"	173	1,150	27	209	146	941
" Ore	"	23,564	32,328	20,947	27,484	2,617	4,844
" Red	"	1,028	8,356	122	990	906	7,366
" White	"	1,143	10,023	202	1,774	941	8,249
" Yellow	"	2,536	20,620	2,501	20,329	35	291
Leather	Value	20,434	825,959	6,463	261,250	55	2,217	13,916	562,492
" Articles	Value	...	3,376	...	272	...	690	...	2,414
" Black, or Ass	Piculs	200	16,691	71	6,019	129	10,672
" Dog	"	56	1,903	56	1,903
" for Trunks	"	1,059	48,300	63	2,652	996	45,648
" Gilt, and Parchment	Pieces	132,445	9,090	50,085	1,679	82,360	7,411
" Strips	Piculs	68	12,742	60	10,321	8	2,421
" Trunks	"	55	1,353	52	1,266	3	87
" White	"	499	23,377	177	8,099	69	5,221	253	10,057
" Sundry	"	31	1,135	15	506	20	691
Leatherware	"	151	5,681	109	4,107	42	1,574
Lichees, Dried	"	11,178	139,724	4,964	62,053	1	13	6,213	77,658
" Fresh	"	319	1,755	26	144	293	1,611
Lily Flowers, Dried	"	62,139	553,658	29,591	263,653	26,282	234,169	6,266	55,836
Liquorice	"	2,616	46,825	174	3,122	1,551	27,766	891	15,937
Lung-ngan Pulp	"	757	12,780	228	3,851	529	8,929
Lung-ngans, Dried	"	20,538	202,505	14,114	139,161	1	9	6,423	63,335
Machinery	Value	...	1,481	...	675	806
Maize	Piculs	6,448	11,736	3,287	5,981	3,161	5,755
Marble Slabs	"	318	2,125	44	290	274	1,835
Mats, Bamboo	Pieces	156,235	84,367	57,281	30,931	46,789	25,266	52,165	28,170
" Straw and Rush	"	1,477,564	177,307	505,057	60,608	507,968	60,956	464,539	55,743
Matting	Rolls	3,372	11,836	357	1,253	2,417	8,484	598	2,099
Medicines	Piculs	167,803	1,760,517	43,043	440,214	94,139	955,202	30,621	365,101
"	Value	...	12,330	...	8,334	...	2,134	...	1,862
Millet	Piculs	210,293	382,733	23,071	41,990	187,222	340,743
Mirrors and Looking-glasses	Pieces	196,175	10,773	69,337	3,598	126,838	7,175
Moss	Piculs	210	9,016	3	104	176	7,210	31	1,702
Mushrooms	"	2,132	224,413	596	62,732	39	4,068	1,497	157,613
Musk	Taels	45,395	1,360,035	4,441	133,052	21,004	629,283	19,950	597,700
Mussels, Dried	Piculs	318	4,160	237	3,100	2	26	79	1,034
Nutgalls	"	53,798	899,500	1,713	28,638	50,139	838,332	1,946	32,530

2°. Native Goods imported—Continued.

DESCRIPTION OF GOODS.	Classifier of Quantity.	IMPORTS FROM CHINESE PORTS.		RE-EXPORTS TO CHINESE PORTS.		RE-EXPORTS TO FOREIGN COUNTRIES AND HONGKONG.		NET TOTAL IMPORTS.	
		Quantity.	Value.	Quantity.	Value.	Quantity.	Value.	Quantity.	Value.
Nuts, White	<i>Piculs</i>	4,821	<i>Hk. Tls</i> 14,130	161	<i>Hk. Tls</i> 579	4,447	<i>Hk. Tls</i> 13,026	213	<i>Hk. Tls</i> 525
Oil, Bean	"	23,812	202,642	17,157	146,007	236	2,008	6,419	54,627
" Camphor-wood	"	453	12,919	162	4,344	15	420	276	8,155
" Castor	"	4,038	33,875	2,899	24,320	1,139	9,555
" Cotton	"	150	1,050	203	1,424
" Ginger, Clove, etc.	"	19	2,537	1	84	18	2,453
" Ground-nut	"	5,110	52,172	859	8,768	3,590	36,654	661	6,750
" Rape or Vegetable	"	97	790	344	2,811	10	80
" Sesamum	"	566	5,252	180	1,671	103	956	283	2,625
" Shrimp	"	975	1,893	1,119	2,140
" Tea	"	5,556	48,335	2,757	23,981	802	6,979	1,997	17,375
" Wood	"	236,790	1,991,399	79,565	669,144	95,299	801,464	61,926	520,791
Olives, Fresh	"	26,296	52,591	11,315	22,630	12	24	14,969	29,937
" Salted	"	3,890	8,325	290	620	3,600	7,705
Opium, Boiled and Prepared	"	0.23	178	0.23	178
" Dross	"	72.61	9,575	24.30	3,261	48.31	6,314
" Juice	"	62.74	21,269	62.74	21,269
" Native, Chekiang	"	10.44	5,260	10.44	5,260
" " Honan	"	1.15	521	1.15	521
" " Kiangsu	"	13.43	6,068	44.32	20,030
" " Shantung	"	0.07	32	0.07	32
" " Szechwan	"	8,673.26	3,369,473	3,958.79	1,537,949	4,714.47	1,831,524
" " Yunnan	"	1,715.92	1,015,115	692.24	409,527	1,023.68	605,588
Oranges, Dried	"	876	2,644	404	1,201	472	1,443
" Fresh	"	141,900	309,507	59,393	120,859	16	42	82,491	188,606
Ornaments, Cap, Joss, Tinsel, etc.	<i>Pieces</i>	1,201,968	8,944	238,874	4,784	963,094	4,160
Paints and Pigments	<i>Piculs</i>	5,056	6,264	2,116	2,187	2,940	4,077
Paper, 1st Quality	"	35,842	713,978	32,610	649,586	2,402	47,847	830	16,545
" 2nd	"	177,939	1,133,470	168,874	1,075,731	6,896	43,925	2,169	13,814
" Black	"	71	4,347	46	3,942	25	405
" Joss	"	13,483	406,553	12,143	371,522	56	1,469	1,284	33,562
" Shanghai Mill	"	1,423	16,013	1,288	14,490	135	1,523
Pears, Fresh	"	94,972	152,390	31,091	48,144	3,468	6,049	60,413	98,197
Peel, Orange	"	2,267	24,277	771	8,260	96	1,027	1,400	14,990
" Pumelo, 1st Quality	"	147	1,424	208	2,008
Pens, Chinese	<i>Pieces</i>	94,161	1,107	67,979	872	11,700	86	14,482	149
Pepper, Wild	<i>Piculs</i>	438	6,014	112	1,552	26	379	300	4,083
Peppermint Leaf	"	885	3,860	275	1,200	557	2,428	53	232
Persimmons, Dried	"	5,736	17,683	2,916	11,228	108	366	2,712	6,089
Personal Effects	<i>Value</i>	...	1,337	...	2,419	...	2,036
Pigs, Salted	<i>Piculs</i>	1,236	8,692	184	1,140	1,052	7,552
Pipes, Brass and White Metal	<i>Pieces</i>	19,731	14,871	20,080	14,599	3,718	2,769
Plantains, Fresh	<i>Piculs</i>	21,499	33,371	807	1,227	20,692	32,144
Plants and Shrubs	<i>Value</i>	...	14,867	...	5,073	...	32	...	9,762
Plums, Black, Dried and Salted	<i>Piculs</i>	1,214	3,511	745	2,163	237	665	232	683
Ponies	<i>No.</i>	667	45,819	2	147	665	45,672
Potash	<i>Piculs</i>	68	2,309	22	131	46	2,178
Potatoes	"	12,747	16,308	1,410	1,748	11,337	14,560
Pottery and Earthenware	"	2,953	10,602	2,110	7,575	36	130	807	2,897
Prawns and Shrimps, Dried	"	740	11,285	535	8,159	51	780	154	3,346
Preserves	"	14,465	51,879	3,615	12,005	166	1,924	684	7,950
" in Tins	<i>Tins</i>	11,484	1,354	2,304	173	9,100	1,181
Printing Materials	<i>Value</i>	...	1,382	1,382
Provisions	<i>Piculs</i>	3,656	41,678	1,113	6,312	1,100	34,466	1,443	900
Pumeloes, Fresh	"	23,883	27,655	570	668	23,313	26,987
Quicksilver	"	412	38,890	381	35,942	31	2,948
Railway Materials	<i>Value</i>	...	174,803	...	945	173,858
Rattan Skin	<i>Piculs</i>	113	1,686	50	807	63	879
Rattanware	"	117	2,313	17	326	2	38	98	1,949
Resin	"	1,577	3,668	1,308	3,083	131	295	138	290

- 2°. Native Goods imported—Continued.

DESCRIPTION OF GOODS.	Classifier of Quantity.	IMPORTS FROM CHINESE PORTS.		RE-EXPORTS TO CHINESE PORTS.		RE-EXPORTS TO FOREIGN COUNTRIES AND HONGKONG.		NET TOTAL IMPORTS.	
		Quantity.	Value.	Quantity.	Value.	Quantity.	Value.	Quantity.	Value.
Rhubarb.....	Piculs	11,745	Hk. Tls. 241,011	1,388	Hk. Tls. 28,476	8,673	Hk. Tls. 177,966	1,684	Hk. Tls. 34,569
Rice, Duty Free.....	"	216,266	609,869	2,800	7,896	213,466	601,973
" " Paid.....	"	343,799	1,000,456	366,090	1,065,323
" Red.....	"	1,823	22,562	1,457	18,107	14	179	352	4,276
Rouge, Cosmetics, etc.....	Value	...	1,149	...	761	388
Rushes and Straw.....	Piculs	1,887	4,017	196	96	579	999	1,112	2,922
Safflower.....	"	156	7,581	101	4,210	72	4,013
Samshu.....	"	10,883	76,183	4,513	31,589	1,028	7,199	5,342	37,395
Scissors.....	Pairs	88,766	4,123	94,121	3,827	296
Sea Blubber.....	Piculs	1,493	3,979	900	2,349	367	1,238	226	392
" Shells.....	"	514	1,061	29	57	485	1,004
Sea-horse Teeth.....	"	5	1,661	5	1,661
Seaweed and Agar-agar.....	"	80	2,165	63	1,743	30	810
Seed, Apricot, Bitter.....	"	208	1,744	38	314	129	1,082	41	348
" " Sweet.....	"	3,903	88,441	707	16,013	1,824	41,333	1,372	31,095
" Cotton.....	"	14,943	88,165	117,804	90,889
" Date.....	"	248	2,829	7	81	45	507	196	2,241
" Lily Flower, or Lotus-nuts.....	"	14,321	210,373	5,226	76,771	5,150	75,647	3,945	57,955
" Melon.....	"	58,867	456,216	31,967	247,741	6,677	51,746	20,223	156,729
" Pine, or Fir-nuts.....	"	188	1,482	10	104	178	1,378
" Rape or Vegetable.....	"	160,993	458,119	1,476	4,143	142,664	495,773	16,853	48,203
" Senna.....	"	9,818	29,738	4,008	12,927	4,149	11,676	1,661	5,135
" Sesamum.....	"	486,949	2,405,528	63,219	312,301	563,201	2,782,214
" Soap.....	"	532	1,052	447	894	1	3	84	155
" Tea.....	"	502	2,706	151	318	80	633	271	1,755
Seed-cake.....	"	590,316	460,693	10,042	8,043	578,969	459,503	1,305	2,147
Sharks Fins, White.....	"	505	46,037	218	19,868	2	181	285	25,988
Shoe Soles.....	Pairs	19,500	6,581	19,500	6,581
Shoes and Boots, Leather.....	"	1,401	2,229	1,543	2,438
" " with Nails.....	"	788	1,267	788	1,267
" " Silk and Cotton.....	"	7,493	6,444	5,111	4,395	1,540	1,324	842	725
Shrimp Skins.....	Piculs	2,321	7,252	2,336	7,372
Silk, Raw, White.....	"	3,913	1,587,516	25	10,933	3,259	1,322,058	629	255,425
" " Yellow.....	"	16,291	5,564,929	919	322,761	12,592	4,461,447	2,780	780,721
" " Wild.....	"	15,197	4,212,491	43	11,814	16,665	4,619,305
" " Re-reeled.....	"	710	442,332	7	4,241	356	221,720	347	216,371
" " Steam Filature.....	"	1,381	931,402	1,345	906,650	36	24,752
" reeled from Dupions.....	"	4	768	4	768
" Cocoons.....	"	2,822	196,442	2,237	155,685	585	40,757
" Refuse or Waste.....	"	49,138	1,679,055	53,095	1,814,249
" " (Cocoon Strip-pings).....	"	622	13,280	275	5,870	347	7,410
" Cocoons, Refuse.....	"	22,519	584,394	3	84	20,292	534,099	2,224	50,211
" Waste Yarn.....	"	5	260	5	260
" Wadding.....	"	9	1,571	9	1,721	1	196
" Piece Goods.....	"	5,308	4,177,389	3,676	2,893,086	837	658,850	795	625,453
" Embroidery.....	"	5	5,734	3	2,945	1	748	1	2,041
" and Gold Embroidery.....	"	9	10,763	5	6,610	2	1,933	2	2,220
" Pongees, Honan.....	"	1,359	433,973	29	9,326	1,048	334,682	282	89,965
" " Shantung.....	"	5,284	2,221,295	42	17,644	4,533	1,905,746	709	297,905
" " Szechwan.....	"	27	8,007	21	6,036	9	2,714
" and Cotton Mixtures.....	"	73	24,927	36	12,435	...	24	37	12,468
" Lace.....	Value	...	1,928	7,036
" Ribbons.....	Piculs	36	25,501	28	19,878	...	14	8	5,609
" " interwoven with Gold and Silver Thread.....	"	7	7,061	7	7,066
" Tassels.....	"	5	1,324	3	797	2	527
" Thread.....	"	18	11,030	4	2,443	1	752	13	7,835
" Products, Unclassed.....	Value	...	2,184	...	1,313	...	2,325
Silkworms, Dried.....	Piculs	739	1,895	210	1,183	591	759

2°. Native Goods imported—Continued.

DESCRIPTION OF GOODS.	Classifier of Quantity.	IMPORTS FROM CHINESE PORTS.		RE-EXPORTS TO CHINESE PORTS.		RE-EXPORTS TO FOREIGN COUNTRIES AND HONGKONG.		NET TOTAL IMPORTS.	
		Quantity.	Value.	Quantity.	Value.	Quantity.	Value.	Quantity.	Value.
Silverware.....	<i>Catties</i>	2,302	44,981	10	186	2,292	44,795
Sinews, Deer, Cow, and Buffalo...	<i>Piculs</i>	27	1,062	9	338	4	154	14	570
Skin (Fur) Clothing, Cat.....	<i>Pieces</i>	2,054	5,765	44	253	154	338	1,856	5,174
" " Dog.....	"	1,262	3,927	1	2	1,245	3,927
" " Fox.....	"	926	13,600	44	979	224	3,481	658	9,140
" " Goat.....	"	1,741	3,125	474	570	49	136	1,218	2,419
" " Hare and Rabbit.....	"	15,293	36,486	233	575	3,150	6,726	11,910	29,185
" " Kid.....	"	61,514	125,797	87,213	182,618
" " Lamb.....	"	167,682	694,220	1,642	6,312	79,595	499,387	86,445	188,521
" " Sable.....	"	9	1,717	2	1,013	7	704
" " Sheep.....	"	77,828	144,660	2,526	3,508	11,969	22,024	63,338	119,128
" " Squirrel.....	"	1,229	15,523	3	197	4	231	1,222	15,095
" " Sundry.....	"	383	1,789	231	816	152	973
" Mats, Dog.....	"	211,313	144,840	8,550	4,819	269,560	174,411
" " Goat.....	"	12,116	9,425	11,347	10,080
" Rugs, Antelope.....	"	25,691	17,397	24,236	16,214	1,455	1,183
" " Dog.....	"	23,827	23,672	120	162	11,632	11,444	12,075	12,066
" " Goat.....	"	583,943	737,160	240	228	555,454	715,795	28,249	21,137
" " Sheep.....	"	62,036	69,647	45,259	50,916	16,777	18,731
" " Sundry.....	"	1,132	1,539	1,027	1,665
Skins (Furs), Badger.....	"	11,944	5,325	8,223	3,700	1,827	790	1,894	835
" " Cat.....	"	170,075	33,488	43,102	6,519	60,753	14,723	66,220	12,246
" " Deer.....	"	2,561	1,177	688	138	1,873	1,039
" " Doe.....	"	168,449	55,588	164,234	54,197	4,215	1,391
" " Dog.....	"	61,105	22,181	11	12	46,963	17,150	14,131	5,019
" " Fox.....	"	2,706	15,559	570	3,278	1,923	11,057	213	1,224
" " Tails.....	"	61,666	11,147	51,952	10,636	9,714	511
" " Goat.....	"	7,505,932	4,028,174	3,154	1,846	7,490,434	4,027,559
" " Hare and Rabbit.....	"	57,205	25,170	5,520	2,429	32,865	14,461	18,820	8,280
" " Kid.....	"	54,546	6,837	485	1,746	27,229	3,207	26,832	1,884
" " Lamb.....	"	813,603	979,379	67,823	12,561	714,518	859,856	31,262	76,962
" " Land-otter.....	"	36,201	62,990	1,418	2,468	30,049	52,285	4,734	8,237
" " Leopard.....	"	5,030	35,511	20	141	4,691	33,118	319	2,252
" " Marmot.....	"	565,524	93,507	8,160	1,088	510,310	85,184	47,054	7,235
" " Marten.....	"	7,787	9,918	1,632	9,058	155	860
" " Mole.....	"	35,910	6,765	2,900	653	25,030	4,013	7,980	2,099
" " Raccoon.....	"	115,408	70,398	80,224	48,937	29,231	17,831	5,953	3,630
" " Sable.....	"	1,041	7,743	990	5,660	51	2,083
" " Sheep.....	"	768,799	428,943	16,513	4,703	715,208	419,635	37,078	4,605
" " Squirrel.....	"	12,035	9,027	8,975	6,731	3,060	2,296
" " Tails.....	<i>Piculs</i>	14	11,580	16	13,813
" " Tiger.....	<i>Pieces</i>	360	21,074	196	11,474	164	9,600
" " Weasel, and Tails.....	"	777,628	137,671	817,627	152,033
" " Various.....	"	8,961	3,591	5,272	1,389	3,689	2,202
Snakes, Dried.....	"	7,407	3,167	103	81	5,280	2,083	2,024	1,003
Snuff.....	<i>Piculs</i>	211	8,823	37	1,555	174	7,268
Soap.....	"	345	1,038	110	322	2	5	233	711
Soapstoneware.....	"	818	13,054	25	398	729	11,589	64	1,067
Soda.....	"	236	1,298	245	888	1	6	...	404
Spectacles.....	<i>Pairs</i>	35,559	1,826	3,816	243	31,743	1,583
Steel.....	<i>Piculs</i>	711	3,724	637	3,335	74	389
" " Flint.....	"	400	1,741	290	1,260	6	28	...	453
" " Plates.....	"	9,909	43,533	9,909	43,533
" " Rails.....	"	110,038	294,729	110,038	294,729
Stone Slabs.....	<i>Pieces</i>	75,486	32,747	1,048	441	74,438	32,306
Straw Braid, Coloured.....	<i>Piculs</i>	463	23,750	584	29,963
" " Mottled.....	"	28,188	1,225,612	73	3,154	28,376	1,233,791
" " White.....	"	48,831	3,702,823	67	5,110	48,079	3,645,831	685	51,882
Sugar, Brown.....	"	276,503	1,435,048	136,175	706,746	140,328	728,302

2°. Native Goods imported—Continued.

DESCRIPTION OF GOODS.	Classifier of Quantity.	IMPORTS FROM CHINESE PORTS.		RE-EXPORTS TO CHINESE PORTS.		RE-EXPORTS TO FOREIGN COUNTRIES AND HONGKONG.		NET TOTAL IMPORTS.	
		Quantity.	Value.	Quantity.	Value.	Quantity.	Value.	Quantity.	Value.
Sugar, White.....	<i>Piculs</i>	75,773	<i>Hk. Tls</i> 641,801	59,376	<i>Hk. Tls</i> 502,918	16,397	138,883
" Candy.....	"	19,366	161,708	10,512	87,774	6	50	8,848	73,884
" Cane.....	"	14,191	15,967	1,442	1,624	52	59	12,697	14,284
Tallow, Animal.....	"	8,544	91,935	8,364	89,994	180	1,941
" Vegetable.....	"	177,734	1,944,411	7,547	82,566	146,035	1,597,619	24,152	264,226
" Melted.....	"	1,648	1,762	380	477	1,268	1,285
Tea, Black.....	"	183,913	3,623,470	2,377	58,706	194,540	3,814,829
" locally fired.....	"	605	12,100
" Green.....	"	249,971	8,815,080	15,715	592,928	259,564	9,030,262
" locally fired.....	"	490	13,720	2,975	83,300
" Brick, Black.....	"	264,327	3,766,659	979	13,951	262,231	3,736,792	1,117	15,916
" Green.....	"	50,350	453,151	1,048	9,432	46,880	421,920	2,422	21,799
" Leaf and Unfired.....	"	29,534	505,922	15,405	263,888	3,120	53,446	11,009	188,538
" Tablet.....	"	7,243	142,533	8,378	164,879
" Dust.....	"	28,448	171,827	10,281	62,097	20,432	123,409
" Scented.....	"	3,632	113,284	2,532	78,948	1,198	37,354
" Stalk.....	"	7,399	35,153	168	796	5,478	25,966
Teapots, in Cases.....	<i>Pieces</i>	7,383	2,484	5,027	1,762	1,753	8,391
Timber, Planks, Soft-wood.....	<i>Sq. feet</i>	39,217	11,290	435	174	38,782	11,116
" Spars, Beams, etc.....	<i>Pieces</i>	4,471,342	53,745	67,401	810	4,403,941	52,935
" Sundry.....	<i>Value</i>	231	2,010	231	2,010
Tin.....	<i>Piculs</i>	...	3,600	...	2,454	...	146	...	1,000
" Compound.....	"	301	10,463	472	16,434
" Tin-foil.....	"	3,632	94,418	2,723	73,448	909	20,970
Tinned Plates.....	"	126	8,180	63	4,112	63	4,068
" Old.....	"	2,159	9,469	2,159	9,469
" Stalk.....	"	635	2,337	451	1,308	184	1,029
Tobacco, Leaf.....	"	99,512	751,313	46,453	350,718	12,557	94,808	40,502	305,787
" Prepared.....	"	81,400	1,868,939	54,696	1,255,821	14	320	26,690	612,798
" Stalk.....	"	9,930	20,704	5,364	12,440	4,566	8,264
Tooth-brushes.....	<i>Pieces</i>	588,625	15,512	17,465	478	571,160	15,034
Turmeric.....	<i>Piculs</i>	7,837	451,958	6,018	39,902	101	666	1,718	11,390
Turnips, Dried and Salted.....	"	9,161	49,372	5,770	31,103	418	2,254	2,973	16,015
Umbrellas, Paper.....	<i>Pieces</i>	566,182	62,280	256,635	28,230	210,136	23,115	99,411	10,935
Varnish.....	<i>Piculs</i>	14,582	611,407	3,928	164,712	8,766	367,570	1,888	79,125
Vegetables, Dried and Salted.....	"	6,738	26,458	1,169	8,886	224	2,625	5,345	14,947
" Fresh.....	"	22,064	17,569	113	159	24	59	21,927	17,351
Vermicelli and Macaroni.....	"	71,325	465,750	3,128	20,429	57,426	374,992	10,771	70,329
Walnut Pulp.....	"	13,008	122,682	7,659	62,647	181	1,371	5,168	58,664
Walnuts.....	"	8,282	40,823	4,106	19,050	1,573	8,049	2,603	13,724
Wax, White.....	"	9,963	557,325	3,726	208,440	4,273	239,028	1,964	109,857
" Yellow.....	"	348	9,065	26	672	321	8,368	1	25
Wheat, Duty Paid.....	"	164,284	425,496	120,286	311,540	43,998	113,956
White Metalware.....	"	18	1,848	11	1,076	4	420	3	352
Wood, Coffin.....	<i>Pieces</i>	4,013	5,196	130	341	3,883	4,855
" Poles.....	"	258,005	353,467	160,760	220,241	97,245	133,226
" Duty Free.....	"	6,838	5,955	6,838	5,955
" Sawdust.....	<i>Piculs</i>	7,931	7,072	7,931	7,072
Woodware.....	"	760	15,113	520	10,345	16	313	224	4,455
Wool, Camels.....	"	22,071	622,860	21,955	625,299
" Goats.....	"	6,401	175,057	6,633	181,411
" Sheep's.....	"	232,534	3,178,735	223,746	3,058,614	8,788	120,121
Woolen and Cotton Mixtures.....	<i>Pieces</i>	1,170	1,251	160	144	1,010	1,107
Zinc Ore.....	<i>Piculs</i>	35,213	23,597	27,653	18,612	7,560	4,985
" Sheets and Plates, Old.....	"	435	2,392	586	3,355
Sundries, Unenumerated.....	<i>Value</i>	...	62,781	...	19,915	...	9,552	...	33,314
TOTAL.....	<i>Hk. Tls</i>	...	124,525,907	...	25,573,978	...	81,960,218	...	19,774,356
Excess of Re-export above Import of some articles during the year.....									<i>Hk. Tls</i> 2,782,645
NET TOTAL.....									<i>Hk. Tls</i> 16,991,711

3°. Principal Articles imported through the Maritime Customs, 1898 to 1907.

DESCRIPTION OF GOODS.	Classifier of Quantity.	1898.	1899.	1900.	1901.	1902.	1903.	1904.	1905.	1906.	1907.
OPUM.											
Malwa.....	Piculs	2,844	4,367	3,290	3,232	2,513	3,122	3,117	2,059	1,624	2,017
Patna.....	"	5,832	6,512	5,346	5,981	7,253	8,639	7,069	7,606	8,741	8,401
Benares.....	"	4,786	5,028	4,536	4,645	5,076	5,654	4,969	5,129	5,558	5,298
COTTON GOODS.											
Shirtings, Grey, Plain, American.....	Pieces	282,165	...	56,880	93,482	151,895	...
" " " English.....	"	462,814	58,577	1,048,686	...	1,132,537	18,495	...	1,983,556	494,479	...
" " " Indian.....	"	100	24,190	...	40	8,580	780	1,715	51,332
" " " Japanese.....	"	6,432	3,400	1,580	5,224	11,091	1,882
Sheetings, Grey, Plain, American.....	"	...	489,569	619,532	...	873,869	4,218	254,725	2,287,202	2,422,854	...
" " " English.....	"	33,022	162,402	165,680	...	1,32,765	...	56,115	139,774	79,340	...
" " " Indian.....	"	66,306	160	...
" " " Japanese.....	"	66,562	3,242	...
Shirtings, White, Plain.....	"	67,743	257,731	559,878	154,933	27,408	...	172,545
" " " American.....	"	3,912	3,203	...	78	171	250
" " " Dutch.....	"	82,993	6,503	46,356
" " " English.....	"	1,126,872	450,762	...
" " " Italian.....	"	1,200	1,300
White Irishes.....	"	36,199	26,312	61,646	83,580	34,917	...	95,022	65,430	41,058	16,036
Shirtings, White, Figured, Brocaded, and Spotted.....	"	38,212
Drills, American.....	"	...	113,581	196,593	49,369	182,258	...	198,926	723,583	717,428	...
" Dutch.....	"	43,445
" English.....	"	104,315	79,889	...
" Japanese.....	"	23,044
Jeans, American.....	"	51,425	...
" English.....	"	10,398	...
T-Cloths, English.....	"	129,018	92,484	75,813	94,319	239,531	157,786	106,384	333,648	351,068	77,469
" Indian.....	"	55,280	59,778	150	2,428	20,896	7,247	39,950	267,263	20,806	...
" Japanese.....	"	36,377	44,312	21,891	42,762	64,605	70,995	54,468	47,033	5,580	20,453
Cotton Lenos, White.....	"	1,112	31,677	6,501	4,083	3,697	...	21,000	...
Printed Cottons.....	"	133,799
Cotton Italians, Plain.....	"	...	23,563	181,887	280,900	...	43,764	542,065	571,496	352,611	959,507
" Figured.....	"	22,978	...	81,451	133,820	133,063	90,743	179,475	147,517	523,892	209,665
Dyed Shirtings, Figured, Brocaded, and Spotted.....	"	46,127	44,990	21,705	7,473	...	3,888	1,422	13,532
" Plain.....	"	18,183	37,258	15,373	8,111	68,436	36,652	128,751
Turkey Red Shirtings and Cambrics.....	"	7,089	30,191	93,454	...	7,868	97,531	13,298	84,094	181,403	77,536
Cotton Flannel.....	"	38,900	189,783	152,679	121,185	...	28,855	247,432	387,360	41,699	...
" Striped, Japanese.....	"	17,296	46,533	28,486	20,261	11,129	13,045	11,239	5,597	9,258	3,243
Velvets and Velveteens, Plain, { 22 inches.....	Yards	...	110	16,801	12,220	24,629
Handkerchiefs, Cotton.....	Dozens	32,049	273,913	228,428	99,494	428,594	242,302	167,537	428,236	486,300	257,459
Cotton Yarn, English.....	Piculs	8,552	8,414	...	4,490	570	3,687	6,184	5,283
" Indian.....	"	...	188,501	188,934	178,514	83,201	...
" Japanese.....	"	40,417	45,136	16,584	21,283	36,976	78,490	39,639	73,820	53,552	111,825
WOOLLEN & COTTON MIXTURES.											
Alpacas, Lustrés, Orleans, and Sicilians.....	Yards	1,841,126
Union and Poncho Cloth.....	"	616,509	1,210,238	599,651
" Italian Cloth, Plain and Figured.....	Pieces	6,943	...	10,577	32,042	25,843	...	14,908	1,954	14,450	8,542
Woollen and Cotton Mixtures.....	Yards	1,171	1,415	2,886	4,862	5,077	873,129

3°. Principal Articles imported—Continued.

DESCRIPTION OF GOODS.	Classifier of Quantity.	1898.	1899.	1900.	1901.	1902.	1903.	1904.	1905.	1906.	1907.
WOOLLEN GOODS.											
Blankets and Rugs	<i>Pairs</i>	4,857	28,613	17,640	...	12,377
	<i>Pounds</i>	177,228	58,495	300,068	595,034	355,192
Camlets, English	<i>Pieces</i>	...	5,419	...	5,406	3,670	964	3,197	1,776
Cloth, Broad, Medium, and Habit	<i>Yards</i>	104,726	23,655	148,635
Lastings	<i>Pieces</i>	...	5,537	3,640	3,959	1,594	7,470	12,692	10,764
Spanish Stripes	<i>Yards</i>	4,225	7,097	2,556	14,136	7,509
Woolen Goods, Unclassed	<i>Pieces</i>	176,916	116,332	44,485
Berlin Wool.....	<i>Piculs</i>	1,895	3,492	3,496	2,879	3,126	4,893	...	96,603	86,718	110,107
		...	1,386	846	794	...	962	1,953	604	842	1,673
MISCELLANEOUS PIECE GOODS.											
Canvas and Cotton Duck.....	<i>Yards</i>	610,246	597,456	477,246
Gunny and Hessian Cloth.....	<i>Piculs</i>	1,272,960	1,031,697	775,924
Silk and Cotton Mixtures, Japanese	<i>Piculs</i>	374	622	485	303	...	315	78	...	9,171	...
" " Silk and Cotton Mixtures	<i>Piculs</i>	1,856
METALS.											
Copper, Ingots and Slabs.....	<i>Piculs</i>	6,538	4,756	2,986	1,145	5,483	11,150	51,594	173,189	978	...
Iron and Mild Steel, New:—											
Angles.....	<i>Piculs</i>	436	12,556	8,887	5,690	7,366	...	18,619	36,255	32,436	31,939
Nail-rod and Bars.....	<i>Piculs</i>	206,027	37,550	61,204	83,136	121,625	56,333	91,654	127,620	177,060	64,417
Nails.....	<i>Piculs</i>	21,872	6,832	5,248	12,105	6,499	12,554	2,159	23,316	57,278	8,472
Rails.....	<i>Piculs</i>	221,628	238,752	30,187
Sheets and Plates.....	<i>Piculs</i>	26,232	86,422	98,768	39,861	50,394	101,432	57,148	92,087	106,908	107,683
Iron, Galvanized:—											
Sheets and Plates.....	<i>Piculs</i>	12,491	7,115	42,069	4,722	10,904	47,972	4,759	33,988	68,937	35,300
Lead, in Pigs and Bars.....	<i>Piculs</i>	14,133	22,926	15,474	31,565	10,663	9,975	25,141	5,039	25,330	15,350
Spelter.....	<i>Piculs</i>	16,272
Steel, Bamboo, and Bars.....	<i>Piculs</i>	8,080	2,515
" Sheets and Plates.....	<i>Piculs</i>	723	17,561	12,513	5,617	2,881	3,006
Tinned Plates.....	<i>Piculs</i>	109,631	125,644
Zinc, Sheets and Plates.....	<i>Piculs</i>	2,958	4,406	2,378	3,736	2,973	2,573	2,119	2,444	6,565	5,495
SUNDRIES.											
Bags, Gunny.....	<i>Pieces</i>	648,687	1,708,492	828,341	3,489,964	1,224,216	4,516,822	...	3,002,196	2,244,376	96,343
Beer and Porter.....	<i>Value, Hk. Pcs</i>	109,548	139,730	104,953	280,453	104,812	258,836	162,496	242,599	197,109	121,274
Birds Nests.....	<i>Catties</i>	31,343	37,540	37,484	44,705	38,697	44,582	51,215	31,872	43,197	39,030
Butter and Cheese.....	<i>Value, Hk. Pcs</i>	71,258	106,167	68,972	177,192	113,058	142,231	167,336	132,533	187,807	168,663
Candles.....	<i>Piculs</i>	1,793	9,670	10,670	4,159	7,331	13,682	5,034	40,230	9,967	4,029
Cement.....	<i>Piculs</i>	336,420	511,467	403,731
Cigarettes.....	<i>Value, Hk. Pcs</i>	458,342	449,174	532,330	957,335	726,835	880,841	1,077,766	1,470,830	2,226,609	1,387,629
Cigars.....	<i>Value, Hk. Pcs</i>	78,953	129,236	135,890	204,590	123,551	176,948	192,979	205,365	267,523	249,292
Clocks and Watches.....	<i>Value, Hk. Pcs</i>	105,933	106,835	68,488	100,615	202,871	310,102	212,038	203,135	671,867	350,942
Clothing.....	<i>Value, Hk. Pcs</i>	79,795	114,647	126,152	169,186	157,617	94,547	132,890	104,250	146,643	275,295
Coal.....	<i>Tons</i>	279,807	301,296	200,604	358,300	304,167	417,465	364,187	370,714	500,687	351,993
Cotton, Raw.....	<i>Piculs</i>	109,486	162,377	88,364	162,430	187,786	7,766	19,540	29,353	8,860	53,688
Dyes and Colours, Aniline.....	<i>Value, Hk. Pcs</i>	96,623	19,068	416,444	76,703	230,223	204,599	...	364,810	219,645	282,757
Fans, Palm-leaf, Coarse.....	<i>Pieces</i>	4,624,200	2,007,300	2,591,878
Flour.....	<i>Piculs</i>	17,794	25,959	48,614	57,995	33,135	24,152	33,851	27,656	89,887	408,911
Ginseng, American, Clarified.....	<i>Piculs</i>	106	228	84	116	50	73	35	31	15	20
" Japan.....	<i>Piculs</i>	1,259	1,393	1,359	1,774	1,143	1,627	1,267	737	600	620

3°. Principal Articles imported—Continued.

DESCRIPTION OF GOODS.	Classifier of Quantity.	1898.	1899.	1900.	1901.	1902.	1903.	1904.	1905.	1906.	1907.
Ginseng, Korean	Piculs	79	61	195	19	71	239	139	29	121	109
Glass, Window	Boxes	9,623	29,911	33,506	...	53,515	30,013	5,918	44,598	61,701	43,743
Haberdashery and Millinery	Value, Hk. Tls.	91,545	40,887	139,584	169,348	208,129	240,789	282,254	369,253	333,435	191,240
Hardware	"	92,382	170,354	140,399	123,838	165,492	221,557	159,767	254,046	309,635	340,871
Indigo, Liquid	Piculs	36,419	54,559	33,491	59,073	23,626	34,981	39,679	28,275	19,534	31,980
Lamps and Lampware	Value, Hk. Tls.	71,486	69,475	104,972	130,406	190,149	69,909	60,919	223,252	230,274	151,406
Leather	Piculs	4,800	6,775	6,154	9,741	8,694	3,103	1,374	2,816	5,621	2,015
Liqueurs	Value, Hk. Tls.	30,255	39,710	45,625	114,022	54,435	51,089	11,490	81,700	67,765	4,668
Machinery	"	823,780	573,117	619,579	183,886	275,584	680,675	596,396	641,570	1,880,055	1,399,275
Matches	Gross	312,904	414,629	326,757	564,795	624,841	1,091,035	1,130,415	2,212,719	2,599,912	1,475,024
Mats, Straw and Rush	Pieces	1,503,770	2,005,407	1,203,479	1,960,501	1,653,018	2,375,764	1,952,087	1,661,947	1,735,293	1,993,800
Milk, Condensed, in Tins	Dozens	39,051	11,344	26,723	79,014	174	42,844	44,006	126,440	58,017	40,020
Morphia	Ounces	70,076	121,114	85,545	102,724	141,038	64,499	34
Oil, Engine	Galls.	190,878	165,796	337,217	184,980	292,753	264,352	182,559	938,909	2,632	83,984
" Kerosene, American	"	12,824,792	2,563,173	2,055,481	10,942,065	12,610,157	...	13,832,517	17,573,180	2,138,570	9,675,795
" " in bulk	"	1,004,288	4,067,801	4,140,837	3,884,032
" " Borneo, in bulk	"	3,793,419	4,732,538	4,296,566
" " Indian	"	634,895	639,245
" " Russian	"	1,283,730	4,032,250	748,150	3,185,910
" " in bulk	"	1,551,290	6,207,278	6,784,818	1,644,819	2,587,002	1,348,912
" " Sumatra	"
" " in bulk	"	5,557,035	3,192,672	4,102,161	15,646,868	5,522,587	1,974,015	1,076,755	1,722,850	2,814,989	2,049,070
Paints, Assorted	Piculs	8,826	10,074	10,998	13,523	7,529	11,167	9,280	19,544	13,460	13,471
Paper	"	3,742	10,453	5,855	3,925	2,551	3,152	4,572	5,574	25,772	34,610
" Packing	"	15,106	19,343	30,354	35,843
" Printing	Reams	20,245	46,330	66,497	40,954	63,919
" " Japanese	Piculs	8,614	12,630	27,645	33,276	42,886
" " Value, Hk. Tls.	Value, Hk. Tls.	25,233	10,238	15,900	5,885	51,797
Pearls, Real	Value, Hk. Tls.	...	60,000	66,431	235,542	88,360	82,282	81,533	179,463	206,391	174,775
Perfumery	"	33,577	61,271	47,939	43,086	84,363	62,755	85,922	116,399	58,399	27,224
Photographic Materials	"	31,148	34,134	37,472	75,303	54,669	76,799	61,057	93,555	87,854	67,857
Prawns and Shrimps, Dried	Piculs	5,935	6,652	4,195	4,020	4,875	3,869	5,810	5,020	5,127	4,332
Sandalwood	"	8,699	15,500	17,139	18,371	21,167	29,983	4,860	10,683	13,100	15,503
Sharks Fins, White	"	1,719	1,732	1,293	2,208	2,031	1,228	1,964	1,576	1,775	1,363
Shoes and Boots, Leather, India-rubber, and Canvas	Pairs	18,061	25,384	27,975	32,887	32,397	40,072	39,087	156,055	155,827	130,890
Soap of all kinds	Value, Hk. Tls.	345,591	358,871	364,128	389,048	524,351	559,678	223,510	620,015	410,615	440,400
Soda	Piculs	3,790	6,697	2,895	46,452	...	23,580	37,266	41,029	31,249	25,197
Spirits	Value, Hk. Tls.	102,869	146,880	132,098	328,580	141,915	207,307	105,210	443,814	259,586	122,322
Stationery	"	175,006	187,187	239,210	265,730	341,207	180,381	162,395	206,048	277,133	232,862
Stores, Household	"	211,911	240,561	135,728	514,645	220,916	252,075	160,590	189,219	323,028	132,958
Sugar, Brown	Piculs	83,547	78,916	16,274	144,438	345,290	161,160	132,698	223,791	383,892	282,095
" Refined	"	152,522	144,028	85,606	179,358	129,715	175,144	107,560	193,809	209,945	138,225
Timber, Beams & Logs, Hard-wood	Cub. ft.	290,823	413,184	213,029	546,191	437,740	216,180	435,282	597,427	723,304	749,031
" " Teak	"	19,895	67,304	36,743	74,548	169,762	52,008	100,882	71,305	133,028	99,494
" " Planks, Hard-wood	"	391,337	347,588	284,328	641,269	635,384	610,357	653,753	363,992	610,776	599,385
" " Soft-wood	Sq. feet	5,948,501	15,217,064	14,905,187	19,227,172	24,903,023	13,228,797	23,784,216	19,489,186	45,693,355	30,665,901
Umbrellas	Value, Hk. Tls.	33,744	24,782	100,445	111,679	127,812	128,356	185,367	210,947	254,089	232,568
Wines	"	93,644	185,933	93,049	277,174	117,515	279,383	135,530	273,726	287,928	121,828

4°. Principal Articles imported through the Native Customs during the 17th to 24th Periods
(28th October 1905 to 5th November 1907).

DESCRIPTION OF GOODS.	Classifier of Quantity.	17TH-20TH PERIODS.	21ST-24TH PERIODS.
Alum.....	<i>Piculs</i>	4,120	2,928
Bamboo Shoots, Dried.....	"	...	973
Beans.....	"	580,850	235,481
Beans.....	"	78,522	131,129
Bones, Cow.....	"	...	1,947
Camphor.....	"	...	1,093
Caps, Felt.....	<i>Pieces</i>	...	630,905
Charcoal.....	<i>Piculs</i>	23,539	19,958
Chinaware, Coarse.....	<i>Bundles</i>	45,417	36,965
" Fine.....	"	15,281	16,112
Cotton, Raw.....	<i>Piculs</i>	...	2,451
" Seed Cake.....	"	...	44,447
Dates.....	"	709	...
Eggs, Fresh.....	<i>Pieces</i>	...	3,416,430
Fans, Paper.....	"	...	339,200
Firewood.....	<i>Piculs</i>	126,631	144,450
Fish, Salt.....	"	41,297	50,912
Fruits, Fresh.....	"	5,506	11,065
Ground-nuts.....	"	96,143	82,902
Hair, Pigs.....	"	...	4,715
Hams.....	<i>Pieces</i>	...	165,954
Hides, Cow.....	"	...	9,267
Lampblack.....	<i>Piculs</i>	...	1,264
Lard.....	"	...	704
Medicines.....	"	3,888	7,142
Oil, Bean.....	"	320,440	211,316
" Camphor.....	"	...	1,363
" Ground-nut.....	"	255,450	279,190
" Vegetable Seed.....	"	14,987	8,852
Paper, Coarse.....	"	44,438	43,483
" Fine.....	"	115,192	14,618
Persimmons, Dried.....	"	11,285	9,496
Pigs, Salted.....	"	75,533	86,788
Samsu.....	"	24,111	31,512
Sea Blubber.....	"	26,244	31,956
Seed, Melon.....	"	3,607	2,818
" Sesamum.....	"	...	920
Shrimps, Dried.....	"	...	963
Stone, Granite.....	<i>Pieces</i>	55,505	...
Tea, Leaf, Coarse.....	<i>Piculs</i>	...	2,277
Timber, Planks.....	<i>Pieces</i>	309,107	289,063
Turnips, Salted.....	<i>Piculs</i>	10,405	9,360
Vegetables, Fresh.....	"	9,771	13,602
" Salted.....	"	...	2,322
Vermicelli.....	"	7,885	7,436
Walnuts.....	"	5,895	6,104
Wheat.....	"	2,093	21,874
Wood, Poles.....	<i>Pieces</i>	1,775,144	2,059,313
" Unclassed.....	<i>Piculs</i>	54,702	52,350

IV.—EXPORTS.

1°. Native Goods exported through the Maritime Customs during 1907.

DESCRIPTION OF GOODS.	Classifier of Quantity.	EXPORTS TO FOREIGN COUNTRIES.		EXPORTS TO HONGKONG.		EXPORTS TO CHINESE PORTS.		TOTAL RE-EXPORTS TO FOREIGN COUNTRIES, HONGKONG, AND CHINESE PORTS.		TOTAL EXPORTS (including Re-exports).	
		Quantity.	Value.	Quantity.	Value.	Quantity.	Value.	Quantity.	Value.	Quantity.	Value.
COTTON GOODS.*											
Shirtings, Grey.....	Pieces	140	490	21,760	78,336	21,900	78,826
" Dyed.....	"	203	730	203	730
Sheetings.....	"	1,800	6,300	84,504	295,764	86,304	302,064
Drills.....	"	75	263	75	263
Cotton Flannel, Native-dyed.....	"	330	1,210	330	1,210
" Yarn.....	Piculs	135	3,386	363	9,068	185,898	4,647,456	914	23,317	187,310	4,683,227
" " Waste.....	"	4,702	46,780	32	338	138	1,553	4,872	48,671
SUNDRIES.											
Aerated Waters.....	Value	5,042	...	51,251	...	157	...	56,450
Alum, Green.....	Piculs	1	1	7,969	4,223	7,970	4,224
" White.....	"	693	1,102	20	32	249	396	71,064	112,992	72,026	114,522
Ammonia, Sulphate of.....	"	1,058	4,523	343	1,284	1,401	5,807
Antimony.....	"	2	27	3	43	33,497	176,377	33,502	176,447
" Ore.....	"	3,214	20,789	10	45	28,580	55,763	31,804	76,597
Arsenic.....	"	1	4	10,264	82,015	10,265	82,019
Bags, Cotton.....	Pieces	10,250	951	18,278	2,625	28,528	3,576
" Grass and Rush.....	"	695,460	7,046	4,720	61	700,180	7,107
" Gunny.....	"	41,342	4,620	635,431	43,976	676,773	48,596
" Hemp.....	"	1,700	258	62,205	6,552	30,395	2,789	94,300	9,599
" Leather.....	"	2,475	3,212	2,475	3,212
Bamboo Brooms.....	"	2,400	81	2,907,685	96,511	13,200	446	2,923,285	97,038
" Canes.....	"	3,915	58	207,400	1,853	112,958	1,008	324,273	2,919
" Penholders.....	Piculs	1,047	2,509	1,047	2,509
" Poles.....	Pieces	85,587	18,220	1,300	293	86,887	18,513
" Shoots.....	Piculs	7	41	111	775	33,736	255,439	33,854	256,255
" Split, Leaf, etc.....	"	63	169	524	1,179	15,714	37,608	15,224	34,488	31,525	73,444
Bamboos, Small.....	Pieces	1,935,202	46,748	1,935,202	46,748
Bambooware.....	Piculs	6	109	4	83	324	6,046	468	8,734	802	14,972
Barley.....	"	101	153	252	380	1,459	2,202	1,812	2,735
" Crushed.....	"	338	938	305	731	643	1,669
" Pearl.....	"	5	44	147	1,157	152	1,201
Beancake.....	"	2,341	4,214	314	565	582,501	821,328	585,156	826,107
Beancurd.....	"	1	17	3,993	21,873	9,875	33,429	13,779	55,319
Beans, Black.....	"	224	672	4,365	13,094	104,281	225,246	108,870	239,012
" Green.....	"	3	8	289,866	641,922	289,869	641,930
" White and Yellow.....	"	288	721	152	379	869	2,172	1,107,352	2,469,396	1,108,661	2,472,668
" Miscellaneous.....	"	8,051	16,102	9,940	19,879	35,693	71,385	134,022	288,147	187,706	395,513
Beer.....	Dozens	139	172	1,316	2,487	1,455	2,659
" Galls.....	"	4,898	3,462	4,898	3,462
Bones, Cow, Pig, and Refuse.....	Piculs	40,699	36,608	724	1,609	37,513	30,912	78,936	69,129
" Tiger.....	"	25	40	3,472	40	3,497
Books, Printed.....	"	984	135,624	347	22,295	19,539	1,305,309	170	10,262	21,040	1,473,490
" and Charts.....	Value	...	1,047	...	863	...	5,535	7,445
Bow Strings.....	Piculs	47	5,489	47	5,489
Bran.....	"	99,983	124,818	8,863	12,875	52,721	64,682	65,657	83,453	227,224	285,828
Brass-foil.....	"	7	2	123	108	6,123	110	6,253
Brass Gongs and Cymbals.....	"	139	8,975	31	1,430	61	3,046	231	13,451
" and Yellow Metal, Sheets.....	"	73	1,530	73	1,530
Brassware.....	"	30	1,364	217	9,938	294	13,449	1,127	51,633	1,668	76,384
" Old and Broken.....	"	159	2,229	32	720	42	1,127	502	13,647	735	17,723
Bricks and Tiles.....	Pieces	31,504	1,438	3,260	86	34,764	1,524
Bristles.....	Piculs	1,423	76,770	10	788	3	28	28,184	2,275,080	29,620	2,352,666
Building Materials.....	Value	...	605	...	512	...	12,599	...	40	...	13,756
Buttons, Brass.....	Piculs	...	7	1	34	109	7,358	110	7,399
" Cap and Hat.....	Pieces	10,226	317	365,145	8,552	375,371	8,869

* Steam Factory products.

1°. Native Goods exported—Continued.

DESCRIPTION OF GOODS.	Classifier of Quantity.	EXPORTS TO FOREIGN COUNTRIES.		EXPORTS TO HONGKONG.		EXPORTS TO CHINESE PORTS.		TOTAL RE-EXPORTS TO FOREIGN COUNTRIES, HONGKONG, AND CHINESE PORTS.		TOTAL EXPORTS (including Re-exports).	
		Quantity.	Value.	Quantity.	Value.	Quantity.	Value.	Quantity.	Value.	Quantity.	Value.
Calendars.....	Pieces	28,812	Hk. Tls 2,403	30,150	Hk. Tls 1,719	149,040	Hk. Tls 1,990	...	Hk. Tls ...	208,002	Hk. Tls 6,112
Camphor.....	Piculs	1,405	98,154	33	2,314	252	17,616	2,957	206,563	4,647	324,647
Candles, Chinese.....	"	3	49	148	3,421	41	552	192	4,022
Cantharides.....	"	59	2,112	59	2,112
Capoor Cutchery.....	"	3	26	1,440	15,392	1,443	15,418
Caps, Felt.....	Pieces	1,085	163	7,060	1,059	7,040	1,056	15,185	2,278
" Silk.....	"	16,157	5,251	50,230	16,325	66,807	21,713	1,190	419	134,384	43,708
" and Hats, Miscellaneous.....	"	4,864	2,192	10,163	4,226	44,277	13,869	5,337	972	64,641	21,259
Carpets.....	"	5,452	4,798	3,821	3,362	10,605	9,333	370	326	20,248	17,819
" Large.....	"	78	789	1	84	1	68	719	20,900	799	21,841
Carriages and Jimrieshas.....	Value	...	2,746	...	182	...	80,969	83,897
Cassia Ligna.....	Piculs	...	2	1	19	588	10,092	589	10,113
Cattle.....	No.	78	1,824	4	462	82	2,286
Charcoal.....	Piculs	1,016	927	860	581	1,876	1,508
Chestnuts.....	"	20	81	105	419	54	216	12,049	48,074	12,228	48,790
" Water.....	"	10,172	14,733	10,172	14,733
China-root.....	"	2	23	3	33	5,986	76,732	5,991	76,788
Chinaware, Coarse.....	"	1,219	21,608	21	368	572	10,141	7,492	132,756	9,304	164,873
" Fine.....	"	97	3,444	3	93	97	3,443	4,068	144,417	4,265	151,397
Chopsticks.....	Value	...	86	20,910	...	4,020	...	25,016
Chowchow.....	Piculs	1	23	175	7,548	176	7,571
Cigarettes.....	Mille	3,563	305,730	10	748	22,283	1,878,250	90	5,088	25,946	2,189,816
Cinnabar.....	Piculs	3	254	1	76	86	6,424	90	6,754
Cinnamon.....	"	81	10,314	81	10,314
Clams, Dried.....	"	11	214	190	3,714	201	3,928
Cloisonné and Enamelware.....	Value	...	33	54	...	1,645	...	1,732
Cloth, Native (Nankeens).....	Piculs	5,385	228,849	10,342	439,536	40,644	1,727,366	6,098	294,109	62,469	2,689,860
" " Fancy.....	Pieces	379	525	60	135	18,789	43,272	4,218	8,263	23,446	52,195
Clothing, Cotton.....	Piculs	193	9,986	62	3,209	6	266	261	13,461
" Old.....	Value	...	2,246	...	54	...	87,868	90,168
" " Silk.....	Piculs	13	10,219	...	17	...	11,128	...	68	...	11,438
" " and Cotton.....	Value	...	8,520	...	19	...	590	14	10,828
" " Fur.....	Pieces	484	1,057	...	304	...	1,529	10,443
" " Wadded.....	Value	113	801	62	818	485	1,061
" " Woollen.....	Pieces	...	19,352	9,942	175	1,619
" " Miscellaneous.....	Value	2,729	5,806	450	621	17,983	40,702	21,162	29,294
Coal.....	Tons	3	17	215	...	65,664
Cockles.....	Piculs	18,284	130,157	18,284	130,174
Coir and Coirware.....	"	2	14	13	38	6,957	19,774	6,970	19,812
Coke.....	Tons	15	151	40	403	7,835	56,565	7,837	56,579
Compo.....	Piculs	4	154	118	1,189	173	1,743
Copper, Old.....	"	91	2,539	4	154	53	1,799	57	1,953
" Ore.....	"	87	22	19	431	4	90	114	3,060
" Tribute.....	"	785	4,522	872	4,544
Copperware.....	"	3	114	105	4,730	10,300	358,337	10,300	358,337
Cotton Bed-quilts and Palan- pores.....	Pieces	4,363	3,490	178	142	4,541	3,632
" Cord and Thread.....	Piculs	1	11	71	3,091	72	3,102
" " Oiled.....	"	316	1,982	322	1,310	638	3,292
" Ginned.....	"	561	7,572	561	7,572
" Gins.....	Sets	446	7,511	446	7,511
" " Parts of.....	Value	7,395	7,395
" Old, and Rags.....	Piculs	2,655	6,119	1,790	8,860	2,756	5,750	7,201	20,729
" Raw.....	"	666,960	11,338,320	1,488	25,297	35,980	611,659	290,439	5,027,509	994,867	17,002,785
" Ribbons.....	"	3	221	69	5,425	72	5,646
" Wadding.....	"	414	1,127	141	1,268	139	515	694	2,910
" Waste.....	"	26,546	143,668	170	2,017	2,455	24,046	2,300	13,562	31,474	183,293

1. Native Goods exported—Continued.

DESCRIPTION OF GOODS.	Classifier of Quantity.	EXPORTS TO FOREIGN COUNTRIES.		EXPORTS TO HONGKONG.		EXPORTS TO CHINESE PORTS.		TOTAL RE-EXPORTS TO FOREIGN COUNTRIES, HONGKONG, AND CHINESE PORTS.		TOTAL EXPORTS (including Re-exports).	
		Quantity.	Value.	Quantity.	Value.	Quantity.	Value.	Quantity.	Value.	Quantity.	Value.
Crabs, Salted.....	Piculs	...	Hk. Pks	...	Hk. Pks	...	Hk. Pks	775	1,738	775	1,738
Curiosities.....	Value	...	132,163	...	12,359	...	1,809	...	128,719	...	275,050
Curtains.....	Pieces	9	47	34	129	500	2,427	543	2,603
Cushions and Pillows.....	"	196	42	7,495	763	3,382	550	11,073	1,355
Cutlery and Hardware.....	Value	...	453	...	144	...	7,235	...	6,118	...	13,950
Cuttle-fish.....	Piculs	856	14,665	677	11,598	5,542	94,936	7,075	121,199
Dates, Black.....	"	27	162	53,218	318,245	53,245	318,407
" Red.....	"	3	11	1	4	10	38	38,704	142,430	38,718	142,483
" White.....	"	62	457	601	5,530	663	5,987
Dressing-cases.....	Pieces	12	24	6,090	6,471	3,320	2,410	9,422	8,905
Drums.....	"	77	152	4,431	4,451	4,508	4,603
Dunnage.....	Value	...	8,779	...	169	...	2,996	...	633	...	12,577
Dyes, in Cups.....	Pieces	480	18	50	22	79,277	1,206	1,200	14	81,007	1,260
Dye-stuff.....	Piculs	6,338	10,020	6,338	10,020
Egg Albumen.....	"	169	6,860	10,669	433,677	10,838	440,537
" Yolk.....	"	2,647	13,368	41,175	207,936	43,822	221,304
Eggs, Fresh.....	Pieces	81,665,020	553,245	29,000	196	30,000	219	3,928,575	14,370	85,652,595	568,030
" Preserved.....	"	339,110	3,052	927,068	8,344	3,208,055	28,873	3,207,615	32,204	7,681,848	72,473
" Salted.....	"	225,450	1,733	6,000	40	1,250,570	9,387	1,482,020	11,160
Exhibits.....	Value	9,832	...	331	...	10,163
Fan Frames, Handles, and Leaves.....	Pieces	960	35	78,609	2,285	162,791	8,439	242,360	10,759
Fans, Fancy and Ganze.....	"	13,286	1,752	2,320	275	55,634	4,349	367,207	14,101	438,447	20,477
" Palm-leaf, Fancy.....	"	1,200	41	18,184	1,240	3,900	132	23,284	1,413
" Paper.....	"	2,946	100	6,011	206	231,634	7,927	7,819,313	267,654	8,059,904	275,887
" Silk.....	"	244	49	29,668	4,550	1,289	274	31,201	4,873
Feathers, Duck, Fowl, etc.....	Piculs	6,718	122,679	46	264	6,283	16,755	37,965	531,235	51,012	670,933
" Fancy.....	"	1	317	1	317
" Heron and Egret.....	Catties	15	3,669	166	2,856	181	6,525
" Sundry.....	Value	...	662	729	...	28	...	1,419
Felt.....	Pieces	640	454	9,250	1,279	9,890	1,733
Fibres:—											
Abutilon.....	Piculs	5	34	16,693	91,810	16,698	91,844
Hemp.....	"	63	724	111,676	1,279,811	111,739	1,280,535
Prepared.....	"	27	2,451	27	2,451
Jute.....	"	28,536	143,536	28,536	143,537
Ramie.....	"	63,913	727,977	63,913	727,978
Waste.....	"	161	1,217	161	1,217
Fire-bricks.....	Pieces	180	13	250	45	105,443	2,656	372,975	5,516	478,848	8,230
Fire-crackers and Fireworks.....	Piculs	2	20	6	48	2,610	20,725	2,618	20,793
Fire-engines.....	Pieces	5	584	10	490	15	1,074
Fish, Dried and Salt.....	Piculs	16	151	2,625	21,009	209	1,856	9,888	61,867	12,738	84,883
" Fresh.....	"	1,017	4,223	1,017	4,223
" Maws.....	"	3	383	39	4,269	1,124	124,192	1,166	128,844
" Skins.....	"	5	55	153	1,652	158	1,707
Fishery Products, Unclassed.....	"	56	357	1,281	4,579	238	7,282	1,575	12,218
Flour, Mill.....	"	5,829	29,117	5,829	29,117
" Potato.....	"	3	9	6	25	10,408	35,694	10,417	35,728
" Shanghai Mill.....	"	544,429	1,961,732	544,429	1,961,732
" Vermicelli.....	"	...	3	975	5,429	975	5,432
" Miscellaneous.....	"	2	10	78	351	11	63	142	968	233	1,392
Flower Bulbs.....	Value	...	122	2,204	...	365	...	2,691
Flowers, Dried, and Flower Seeds.....	Piculs	3	154	2,018	27,155	2,021	27,309
" Salted.....	"	1,161	13,067	1,161	13,067
Fruits, Dried and Salted.....	"	1	26	251	594	685	2,381	937	3,001
" Fresh, Unclassed.....	"	425	864	188	430	559	875	11,164	18,618	12,336	20,787
Fungus.....	"	...	5	16,592	458,251	16,592	458,256
" White and Prepared.....	"	...	106	...	112	4	3,805	4	4,023
Furniture.....	Value	...	42,846	...	2,769	...	77,900	...	6,500	...	130,015

1°. Native Goods exported—Continued.

DESCRIPTION OF GOODS.	Classifier of Quantity.	EXPORTS TO FOREIGN COUNTRIES.		EXPORTS TO HONGKONG.		EXPORTS TO CHINESE PORTS.		TOTAL RE-EXPORTS TO FOREIGN COUNTRIES, HONGKONG, AND CHINESE PORTS.		TOTAL EXPORTS (including Re-exports).	
		Quantity.	Value.	Quantity.	Value.	Quantity.	Value.	Quantity.	Value.	Quantity.	Value.
Garlic.....	Piculs	2,651	Hk. Tls 6,203	2,488	Hk. Tls 5,821	5,840	Hk. Tls 13,665	1,969	Hk. Tls 4,608	12,948	Hk. Tls 30,297
Ginger.....	"	47	206	260	546	24,757	48,892	162	320	25,326	49,964
Ginseng Beard and Refuse.....	Catties	35	53	41	219	5,008	5,314	5,084	5,586
" Native.....	"	39	734	251	1,067	19,532	35,763	19,822	37,564
" Wild.....	"	2	70	15	1,890	17	1,960
Glass or Vitrified Ware.....	Piculs	1	34	3	86	39	1,096	2,061	57,768	2,104	58,984
Glue, Cow.....	"	1	19	5	101	499	9,354	505	9,474
Goldware.....	Tails	14	627	44	1,969	58	2,596
Grasscloth, Coarse.....	Piculs	1,882	99,850	1	35	293	15,536	2,650	140,549	4,826	255,970
" Fine.....	"	255	29,321	...	51	380	43,821	5,199	599,255	5,834	672,448
Ground-nut Cake.....	"	293	441	1,301	1,951	1,860	2,790	1,229	1,512	4,683	6,694
" Pulp.....	"	22	158	37	154	3,889	17,163	34,377	139,177	38,325	156,652
Ground-nuts.....	"	168	632	236	885	22,808	85,530	50,400	154,223	73,612	241,270
Gypsum.....	"	12	5	247	99	143,284	57,314	143,543	57,418
Hair, Goat.....	"	1,350	12,153	642	5,777	591	5,321	2,583	23,251
" " Beard.....	"	166	4,688	166	4,688
" Horse.....	"	1	64	1	23	4,958	161,404	4,960	161,491
" Tails.....	"	2,441	206,626	2,441	206,626
" Human.....	"	530	15,839	25	169	495	12,476	960	28,484
" Pig.....	"	130	385	199	1,392	329	1,777
" Rabbit.....	"	3	989	3	989
" Raccoon.....	"	49	19,376	49	19,376
" Yak Tails.....	"	65	10,173	65	10,173
Hans.....	"	95	1,896	3,475	69,498	543	10,852	7,138	156,675	11,251	238,921
Harness and Saddlery.....	Value	...	337	7,650	7,987
Hats, Straw and Rush.....	Pieces	3,020	133	1,970	176	5,327,871	67,245	5,332,861	67,554
" Wood-shaving & Wood-shaving Mixture.....	"	29,722	997	647,505	21,180	677,227	22,177
Hemp Sacking.....	"	134,800	19,595	134,800	19,595
" Skin.....	Piculs	90	305	97	355	137	465	22,084	77,589	22,408	78,714
" Twine and Thread.....	"	172	2,722	91	1,436	84	1,333	19	322	366	5,813
Hides, Ass, Prepared.....	"	202	21,212	202	21,212
" Raw.....	"	164	4,159	164	4,159
" Buffalo.....	"	7,376	147,527	18	366	36,586	761,354	43,980	909,247
" Cow.....	"	3,770	94,254	4	100	166,290	5,118,409	170,064	5,212,763
" Cuttings.....	"	39	132	40	189	306	1,100	385	1,421
" Goat.....	"	1,224	61,848	1,224	61,848
" Horse.....	"	1	11	213	6,394	214	6,305
" Sundry.....	"	9	73	33	305	42	378
Honey.....	"	368	4,426	43	518	4,075	48,985	391	4,701	4,877	58,630
Hoofs, Cow.....	"	13	45	566	2,572	579	2,617
Horns, Chamois.....	"	118	27	36,616	27	36,734
" Cow and Buffalo.....	"	1,012	6,649	191	1,253	5,422	35,619	6,625	43,521
" Deer, Old.....	"	14	16	2,004	16	2,018
" Young.....	Pairs	1	54	2	109	22	1,169	300	16,269	325	17,601
Indigo, Dried.....	Piculs	83	1,742	83	1,742
" Liquid.....	"	6,873	49,967	6,873	49,967
Ink, Chinese.....	"	94	30,045	18	5,645	368	117,753	2	304	482	153,747
Intestines, Pigs.....	Value	12,605	...	12,605
" Sheep's.....	"	21,255	...	21,255
Iron, Bars and Nail-rod.....	Piculs	89	357	38	251	76	213	203	821
" Bolts, Nuts, and Hinges.....	"	405	2,403	405	2,403
" Castings.....	"	256	2,205	977	6,329	1,233	8,534
" Old.....	"	21	80	1,020	1,434	1,041	1,514
" Ore.....	"	114	257	114	257
" Pans.....	"	5	24	21,018	71,062	21,023	71,086
" Pig or Unmanufactured.....	"	1	2	17	23	137,810	184,568	137,828	184,593
" Rails.....	"	371	2,076	371	2,076
" Safes.....	Pieces	118	2,010	118	2,010
" Tubes.....	Piculs	10,030	39,616	10,030	39,616

1°. Native Goods exported—Continued.

DESCRIPTION OF GOODS.	Classifier of Quantity.	EXPORTS TO FOREIGN COUNTRIES.		EXPORTS TO HONGKONG.		EXPORTS TO CHINESE PORTS.		TOTAL RE-EXPORTS TO FOREIGN COUNTRIES, HONGKONG, AND CHINESE PORTS.		TOTAL EXPORTS (including Re-exports).	
		Quantity.	Value.	Quantity.	Value.	Quantity.	Value.	Quantity.	Value.	Quantity.	Value.
Iron and Ironware, Unclassed.	Piculs	62	Hk. 72 333	17	Hk. 72 204	2,772	Hk. 72 19,549	140	Hk. 72 1,157	2,991	Hk. 72 21,243
" " Mild Steel, Sheets and Plates.	"	359	1,903	35	107	374	2,010
Ironware.	Value	6,901	...	45	...	6,946	...
Isinglass.	Piculs	92	4,210	1,154	52,549	1,246	56,759
Jadestone.	"	1	992	16	2,080	17	3,072
" Sinyen.	"	628	1,810	628	1,810
Jadestoneware.	Value	...	1,451	1,451
Joss Sticks.	Piculs	...	1	266	2,249	125	1,051	391	3,301
Labels, Tickets, etc.	Value	13,802	13,802
Lacquerware.	Piculs	3	89	46	1,533	62	2,098	111	3,720
Lampblack and Soot.	"	5	27	249	1,141	194	5,414	448	6,582
Lamps and Lampware.	Value	...	337	...	40	...	1,920	...	1,248	...	3,545
Lampwick.	Piculs	29	389	16	219	317	4,303	5	62	367	4,973
Lard.	"	16,690	197,552	536	7,779	481	6,401	1,328	12,848	19,035	224,580
" and Tallow, Refuse.	"	67	301	...	1,172	1,239	6,158
Launch and Boat Supplies.	Value	3,679	3,679
Launches and Boats.	Pieces	2	2,137	6	1,502	1	788	9	4,427
Lead.	Piculs	1,010	9,498	5,200	48,880	6,210	58,378
" in Sheets, and Tea Lead.	"	254	254	3,507
" Ore.	"	2,004	1,045	20,947	27,484	22,951	28,529
" White.	"	...	1	91	795	202	1,774	293	2,570
" Yellow.	"	2,501	20,329	2,501	20,329
Leather.	"	5	196	7	289	6,518	26,346	6,530	26,952
" Articles.	Value	19,419	...	962	...	20,381
" Black, or Ass.	Piculs	71	6,019	71	6,019
" for Trunks.	"	63	2,652	63	2,652
" Gilt, and Parchment.	Pieces	50,085	1,679	50,085	1,679
" Strips.	Piculs	2	277	60	10,321	62	10,598
" Trunks.	"	213	5,209	1	12	484	11,827	52	1,266	750	18,314
" White.	"	246	13,320	246	13,320
Leatherware.	"	109	4,107	109	4,107
Lichees, Dried.	"	2	28	2	21	4,965	62,066	4,969	62,115
Lily Flowers, Dried.	"	1	13	55,873	497,822	55,874	497,835
Liquorice.	"	1,725	30,888	1,725	30,888	...
Lung-ngan Pulp.	"	4	69	228	3,851	232	3,920
Lung-ngans, Dried.	"	1	11	1	7	1	8	14,115	139,170	14,118	139,196
Machinery.	Value	...	2,251	...	56	...	50,246	...	675	...	53,228
Maize.	Piculs	3,287	5,981	3,287	5,981
Manure-cake.	"	6,145	14,135	...	6,145	14,135
Matches.	Gross	51,500	11,160	...	51,500	11,160
Mats, Bamboo and Rattan.	Pieces	7	9	104,316	56,674	104,323	56,683
" Straw and Rush.	"	705	85	3,392	407	1,013,025	121,564	1,017,122
Matting.	Rolls	42	147	1	4	120	422	2,774	9,737	2,937	10,310
Medicines.	Piculs	1,586	8,190	1,322	12,916	7,718	64,834	137,182	1,395,416	147,808	1,481,356
	Value	...	10,079	...	4,343	...	72,266	...	10,468	...	97,156
Metal Dross.	Piculs	2	21	425	5,042	427	5,063
Millet.	"	163	297	23,071	41,990	23,234	42,287
Mirrors of all kinds.	Pieces	152	583	19,104	3,773	69,337	3,598	88,593	7,954
Moss.	Piculs	179	7,314	179	7,314
Mushrooms.	"	...	2	26	2,726	635	66,800	661	69,528
Musical Instruments.	Value	...	795	...	2,259	...	10,374	...	790	...	14,218
Musk.	Tael	280	8,389	24	719	500	14,978	25,445	762,335	26,249	786,421
Mussels, Dried.	Piculs	59	776	239	3,126	298	3,902
Nitric Acid.	"	270	2,126	270	2,126
Nutgalls.	"	1,036	17,321	6	94	51,852	866,970	52,894	884,385
Nuts, White.	"	1,518	6,717	193	875	4,608	13,605	6,319	21,197
Oats.	"	131	788	1,023	2,944	1,154	3,732
Oil, Bean.	"	2	19	4	30	17,393	148,015	17,399	148,064
" Camphor-wood.	"	742	12,545	177	4,764	919	17,309

1°. Native Goods exported—Continued.

DESCRIPTION OF GOODS.	Classifier of Quantity.	EXPORTS TO FOREIGN COUNTRIES.		EXPORTS TO HONGKONG.		EXPORTS TO CHINESE PORTS.		TOTAL RE-EXPORTS TO FOREIGN COUNTRIES, HONGKONG, AND CHINESE PORTS.		TOTAL EXPORTS (including Re-exports).	
		Quantity.	Value.	Quantity.	Value.	Quantity.	Value.	Quantity.	Value.	Quantity.	Value.
Oil, Castor.....	Piculs	...	Hk. Tls	33	277	3,397	28,499	2,899	24,320	6,329	53,096
" Cotton Seed.....	"	622	4,359	429	3,001	14	101	203	1,424	1,268	8,885
" Ginger, Clove, etc.....	"	23	664	174	2,939	131	1,774	1	84	329	5,461
" Ground-nut.....	"	10,771	99,635	142,891	1,321,737	77,034	712,564	4,449	45,422	235,145	2,179,358
" Rape or Vegetable.....	"	400	3,295	63	517	354	2,891	817	6,673
" Sesamum.....	"	283	2,627	283	2,627
" Shrimp.....	"	1,119	2,140	1,119	2,140
" Tea.....	"	5	42	156	1,360	3,559	30,960	3,720	32,362
" Wood.....	"	29	244	18	155	174,864	1,470,608	174,911	1,471,007
Olives, Fresh.....	"	1	2	18	36	11,327	22,654	11,346	22,692
Onions.....	"	24	33	3,851	4,292	7,729	8,583	11,604	12,908
Opium, Boiled and Prepared.....	"	0.23	178	0.23	178
" Dross and Husk.....	"	0.50	56	24.30	3,261	24.80	3,317
" Juice, Chekiang.....	"	62.74	21,269	62.74	21,269
" Native, Kiangsu.....	"	672.74	252,280	44.32	20,030	717.06	272,310
" " Szechwan.....	"	3,958.79	1,537,949	3,958.79	1,537,949
" " Yunnan.....	"	692.24	409,527	692.24	409,527
Oranges, Dried.....	"	404	1,201	404	1,201
" Fresh.....	"	83	160	1,648	1,934	59,409	120,901	61,140	122,995
Ornaments, Cap, Joss, Tinsel, etc.....	Value	...	651	...	142	...	2,282	...	4,784	...	7,859
Paints and Pigments.....	Piculs	18	138	2,116	2,187	2,134	2,325
Paper, 1st Quality.....	"	277	5,523	56	1,107	897	17,876	35,012	697,433	36,242	721,939
" 2nd ".....	"	367	2,340	53	339	80	509	175,770	1,119,656	176,270	1,122,844
" Bank-note.....	"	98	9,063	157	15,386	255	24,449
" Black.....	"	46	3,942	46	3,942
" Cuttings.....	"	7	11	283	657	1,351	6,412	1	60	1,642	7,140
" Joss.....	"	47	937	12,199	372,991	12,246	373,928
" Oiled.....	"	41	391	67	634	108	1,025
" Shanghai Mill.....	"	25,806	251,214	1,288	14,490	27,094	265,704
" Wall, and Scrolls.....	Value	...	2,563	...	1,502	...	16,961	21,026
Pearls, Real.....	"	...	5,062	5,062
Pears, Fresh.....	Piculs	10	17	95	230	150	169	34,559	54,193	34,814	54,609
Peel, Orange.....	"	2	24	...	4	2	20	867	9,287	871	9,335
" Pumelo, 1st Quality.....	"	2	17	208	2,008	210	2,025
Pens, Chinese.....	Pieces	82,062	2,792	12,160	390	79,940	1,332	79,679	958	253,841	5,472
Pepper, Wild.....	Piculs	138	1,931	138	1,931
Peppermint Leaf.....	"	62	269	409	1,782	832	3,628	1,303	5,679
Persimmons, Dried.....	"	3,024	11,594	3,024	11,594
Personal Effects.....	Value	...	985	...	54	...	377	...	4,455	...	5,871
Pewterware.....	Piculs	11	578	...	8	13	712	2	109	26	1,407
Photographic Materials.....	Value	...	80	...	169	...	1,982	2,231
Pigs.....	No.	850	5,738	850	5,738
" Salted.....	Piculs	184	1,140	184	1,140
Pipes, Brass and White Metal.....	Pieces	4,162	4,074	5,321	4,822	32,884	32,504	23,798	17,368	66,165	58,765
Plantains, Fresh.....	Piculs	807	1,227	807	1,227
Plants and Shrubs.....	Value	...	76	...	52	...	5,129	...	5,105	...	10,362
Plums, Dried and Salted.....	Piculs	20	114	8	36	1,488	6,728	982	2,828	2,498	9,706
Ponies.....	No.	32	3,983	129	9,022	284	26,351	2	147	447	39,503
Pontoons and Bridges.....	Pieces	11	11,278	11	11,278
Potatoes.....	Piculs	8	9	9,871	11,095	15,384	18,433	1,410	1,748	26,673	31,285
Pottery and Earthenware.....	"	6,619	89,350	838	11,311	46,563	628,598	2,146	7,705	56,166	736,964
Poultry.....	No.	60	28	90	202	150	230
Prawns and Shrimps, Dried.....	Piculs	...	5	1	12	23	356	586	8,939	610	9,312
Preserves.....	"	105	1,220	972	10,292	9,131	106,107	3,781	43,929	13,989	161,548
Printing Materials.....	Value	...	2,581	...	411	...	32,027	35,019
Provisions.....	Piculs	67	1,283	629	22,555	1,421	18,696	2,213	40,778	4,330	83,312
Quicksilver.....	"	381	35,942	381	35,942
Railway Materials.....	Value	10,009	...	945	...	10,954
Rattan Skin.....	Piculs	1	79	2	23	50	807	53	909

1°. Native Goods exported—Continued.

DESCRIPTION OF GOODS.	Classifier of Quantity.	EXPORTS TO FOREIGN COUNTRIES.		EXPORTS TO HONGKONG.		EXPORTS TO CHINESE PORTS.		TOTAL RE-EXPORTS TO FOREIGN COUNTRIES, HONGKONG, AND CHINESE PORTS.		TOTAL EXPORTS (including Re-exports).	
		Quantity.	Value.	Quantity.	Value.	Quantity.	Value.	Quantity.	Value.	Quantity.	Value.
Resin.....	Piculs	...	Hk. Tls	...	Hk. Tls	184	632	1,439	3,378	1,623	4,010
Rhubarb.....	"	8	161	1	14	10,061	206,442	10,070	206,617
Rice.....	"	54,053	157,295	366,090	1,065,323	420,143	1,222,618
" Duty Free.....	"	10,421	31,783	1,067	3,253	46,921	143,110	2,800	7,896	61,209	186,042
" Red.....	"	5	67	1,471	18,286	1,476	18,353
" Tribute.....	"	741,848	2,262,638	741,848	2,262,638
Rouge, Cosmetics, etc.....	Value	...	283	...	79	...	11,190	...	761	...	12,313
Safflower.....	Piculs	1	90	173	8,223	174	8,313
Samshu.....	"	453	3,172	46	322	1,139	7,971	5,541	38,788	7,179	50,253
Scissors.....	Pairs	35,250	3,292	30,958	2,306	94,121	3,827	160,329	9,425
Sea Blubber.....	Piculs	108	501	4,012	20,624	12,700	68,808	1,267	3,587	18,087	93,520
Sea-horse Teeth.....	"	5	1,661	5	1,661
Seaweed and Agar-agar.....	"	38	1,032	12	330	93	2,553	143	3,915
Seed, Apricot, Bitter.....	"	10	82	14	118	167	1,396	191	1,596
" " Sweet.....	"	16	368	6	136	17	380	2,531	57,316	2,570	58,230
" Cotton.....	"	245,492	220,005	17	19	589	272	117,804	90,889	363,902	311,185
" Lily Flower, or Lotus-nuts.....	"	3	46	20	293	16	237	10,376	152,418	10,415	152,994
" Melon.....	"	8	61	9	68	38,644	299,487	38,661	299,616
" Senna.....	"	66	132	8,157	24,603	8,223	24,735
" Sesamum.....	"	6,879	34,398	35	172	24	118	626,420	3,094,515	633,358	3,129,203
" Vegetable.....	"	24,915	83,044	20	66	192	685	144,140	409,916	169,267	493,711
Seed-cake.....	"	313,936	353,379	2	2	1,030	1,159	589,011	458,546	903,979	813,086
Sharks Fins, White.....	"	3	318	220	20,049	223	20,367
Sheep and Goats.....	No.	2,398	12,825	21,625	108,022	11,290	51,770	35,313	172,617
Shoes, Straw.....	Pairs	220	5	377,094	8,673	9,141	210	850	20	387,305	8,908
" Miscellaneous.....	"	117,615	94,372	22,641	16,739	134,438	96,836	2,522	223	277,216	208,170
" and Boots, Leather.....	"	412	579	41,260	60,497	1,543	2,438	43,215	63,514
" " Leather, with Nails.....	"	1,065	763	7,401	11,103	8,466	11,866
" " Silk and Cotton.....	"	40,244	26,159	24,851	16,153	149,340	97,071	6,651	5,719	221,086	145,102
Shrimp Skins.....	Piculs	336	7,372	336	7,372
Silk, Raw, White.....	"	8,404	4,521,266	166	89,464	51	27,508	3,284	1,332,091	11,905	5,970,329
" " Yellow.....	"	4	1,306	2	711	13,510	4,784,208	13,516	4,786,225
" " Wild.....	"	232	46,990	13	2,724	16,707	4,631,119	16,952	4,680,833
" " Re-reeled.....	"	14,352	10,491,436	323	236,274	363	225,961	15,038	10,953,671
" " Steam Filature.....	"	12,205	10,948,298	1,345	906,650	13,550	11,854,948
" " reeled from Dupions.....	"	18	3,502	4	722	22	4,224
" " Cocoons.....	"	6,614	634,959	2,237	155,685	8,851	790,644
" " Refuse or Waste.....	"	11,134	707,830	53,095	1,814,249	64,229	2,522,079
" " or Waste (Cocoon Strippings).....	"	2,716	103,231	275	5,870	2,991	109,101
" " Cocoons, Refuse.....	"	1,812	37,900	20	347	20,295	534,183	22,127	572,430
" " Noil Yarn.....	"	346	20,280	456	29,437	802	49,717
" " Waste Yarn.....	"	110	24,731	99	22,212	209	46,943
" " Wadding.....	"	40	10,078	8	1,721	48	11,799
" " Old.....	"	4,168	44,991	1	106	4,169	45,187
" " Piece Goods.....	"	1,642	1,067,014	2,640	1,715,693	4,569	2,909,571	4,513	3,551,936	13,364	9,304,214
" " Embroidery.....	"	4	3,878	1	1,206	18	18,787	4	3,693	27	17,564
" " Old.....	"	...	383	383
" " and Gold Embroidery.....	"	8	7,828	...	261	19	22,485	7	8,543	34	39,117
" " Pongees, Honan.....	"	42	13,404	...	26	1	224	1,077	344,008	1,120	357,662
" " Shantung.....	"	21	8,947	5	1,904	5	1,900	4,575	1,923,390	4,606	1,936,141
" " Szechwan.....	"	6	1,846	1	152	4	1,116	30	8,750	41	11,844
" " and Cotton Mixtures.....	"	5	1,601	26	9,116	6	2,177	36	12,459	73	25,353
" " Fiddle-strings.....	"	3	1,567	10	5,186	12	6,854	...	63	25	13,670
" " Girdles.....	Value	...	29,398	3,186	32,584
" " Lace.....	"	7,036	...	7,036
" " Ribbons.....	Piculs	6	3,989	...	56	3	2,361	28	19,892	37	26,298

1°. Native Goods exported—Continued.

DESCRIPTION OF GOODS.	Classifier of Quantity.	EXPORTS TO FOREIGN COUNTRIES.		EXPORTS TO HONGKONG.		EXPORTS TO CHINESE PORTS.		TOTAL RE-EXPORTS TO FOREIGN COUNTRIES, HONGKONG, AND CHINESE PORTS.		TOTAL EXPORTS (including Re-exports).	
		Quantity.	Value.	Quantity.	Value.	Quantity.	Value.	Quantity.	Value.	Quantity.	Value.
Silk Ribbons, interwoven with Imitation Gold and Silver Thread.....	Piculs	70	7	7,066	7	7,136
" Tassels.....	Value	...	3,744	...	1,124	...	2,486	...	797	...	8,151
" Thread.....	Piculs	81	48,819	33	19,683	55	32,775	5	3,195	174	104,472
" Products, Unclassed.....	Value	...	1,374	...	789	...	3,217	...	3,267	...	8,647
Silkworms, Dried.....	Piculs	13,014	21,381	116	103	48	513	801	1,942	13,979	23,939
Silver Thread, Imitation.....	"	5	1,272	16	3,893	21	5,165
Silverware.....	Catties	163	3,185	172	3,362	10	186	345	6,733
Sinews, Deer, Cow, and Buffalo.....	Piculs	3	69	19	733	13	492	35	1,294
Skin (Fur) Clothing, Cat.....	Pieces	10	119	135	535	198	591	343	1,245
" " Dog.....	"	1,246	3,929	1,246	3,929
" " Fox.....	"	3	79	2	79	268	4,460	273	4,618
" " Hare and Rabbit.....	"	4	93	10	22	58	137	3,383	7,301	3,455	7,553
" " Kid.....	"	5	37	87,213	182,618	87,218	182,655
" " Lamb.....	"	659	921	56	302	54	343	81,237	505,699	82,006	507,265
" " Sable.....	"	2	1,013	2	1,013
" " Sheep.....	"	238	1,245	25	122	54	257	14,495	25,532	14,812	27,156
" " Sundry.....	"	8	345	7	151	761	1,950	776	2,446
" Mats, Dog.....	"	8	11	278,110	179,230	278,118	179,241
" " Goat.....	"	11,347	10,080	11,347	10,080
" Rugs, Antelope.....	"	24,236	16,214	24,236	16,214
" " Dog.....	"	11,752	11,606	11,752	11,606
" " Goat.....	"	106	169	272	489	555,694	716,023	556,072	716,681
" " Sheep.....	"	45,259	50,916	45,259	50,916
" " Sundry.....	"	190	471	1,027	1,665	1,217	2,136
Skins (Furs), Badger.....	"	10,050	4,490	10,050	4,490
" Cat.....	"	18,262	7,441	11,962	2,553	103,855	21,242	134,079	31,236
" Doe.....	"	40,643	7,113	164,234	54,197	204,877	61,310
" Dog.....	"	2,508	372	46,974	17,162	49,482	17,534
" Fox.....	"	86	495	2,337	13,553	2,493	14,335	4,936	28,383
" " Tails.....	"	51,952	10,636	51,952	10,636
" Goat.....	"	353,356	101,308	12,006	2,462	7,493,588	4,029,405	7,858,950	4,133,175
" Hare and Rabbit.....	"	1,000	113	27,247	11,989	38,385	16,890	66,632	28,992
" Kid.....	"	34,425	3,886	27,714	4,953	62,139	8,839
" Lamb.....	"	933	924	782,341	902,417	783,274	903,341
" Land-otter.....	"	6,017	18,051	370	1,110	31,467	54,753	37,854	73,914
" Leopard.....	"	508	3,587	1	7	4,711	33,259	5,220	36,853
" Marmot.....	"	9,822	1,830	3,671	727	518,470	86,272	531,963	88,829
" Marten.....	"	2	11	60	333	1,632	9,058	1,694	9,402
" Mole.....	"	11,246	1,898	27,930	4,666	39,176	6,564
" Raccoon.....	"	7,179	3,231	25,590	11,515	109,455	66,768	142,224	81,514
" Sable, and Tails.....	"	69	1,159	990	5,660	1,059	6,819
" Sheep.....	"	14,430	7,554	175	138	420	236	731,721	424,338	746,746	432,266
" Squirrel.....	"	1,249	351	6	5	8,975	6,731	16,230	7,087
" " Tails.....	Piculs	2	1,559	16	13,813	18	15,372
" Tiger.....	Pieces	183	10,713	1	58	8	468	196	11,474	388	22,713
" Weasel, and Tails.....	"	218,966	48,659	817,627	152,033	1,036,593	200,692
" Various.....	"	8,495	1,415	60	34	877	322	5,960	1,527	15,392	3,298
Snakes, Dried.....	"	5,383	2,164	5,383	2,164
Snuff.....	Piculs	1	49	37	1,555	38	1,604
Soap.....	"	5	27	904	4,797	112	327	1,021	5,151
" Bar.....	"	3,780	21,830	3,780	21,830
Soapstoneware.....	"	48	833	754	11,987	802	12,820
Soda.....	"	838	2,453	246	894	1,084	3,347
Spectacle-cases.....	Pieces	32,950	4,428	2,860	359	929	103	36,739	4,890
Spectacles.....	Pairs	173	206	1,636	872	3,816	243	5,625	1,321
Stationery.....	Value	...	664	...	2,345	...	29,981	32,990
Steel.....	Piculs	99	517	711	3,724	810	4,241

1°. Native Goods exported—Continued.

DESCRIPTION OF GOODS.	Classifier of Quantity.	EXPORTS TO FOREIGN COUNTRIES.		EXPORTS TO HONGKONG.		EXPORTS TO CHINESE PORTS.		TOTAL RE-EXPORTS TO FOREIGN COUNTRIES, HONGKONG, AND CHINESE PORTS.		TOTAL EXPORTS (including Re-exports).	
		Quantity.	Value.	Quantity.	Value.	Quantity.	Value.	Quantity.	Value.	Quantity.	Value.
Steel, Flint.....	Piculs	...	Hk./Tls	...	Hk./Tls	...	Hk./Tls	296	1,288	296	1,288
Stoves and Piping.....	Value	...	14	2,198	2,212
Straw and Rushes.....	Piculs	103	176	8,366	2,891	775	1,095	9,214	4,162
" Braid, Coloured.....	"	2	106	584	29,963	586	30,069
" " Mottled.....	"	2,075	119,338	111	6,355	28,449	1,236,945	30,635	1,362,638
" " White.....	"	10,677	934,272	711	922	14	1,207	48,146	3,650,941	58,848	4,587,342
Sugar, Brown.....	"	1	2	4	19	136,175	706,746	136,180	706,767
" White.....	"	59,376	502,918	59,376	502,918
" Candy.....	"	10,518	87,824	10,518	87,824
" Cane.....	"	15	26	63	71	1,494	1,683	1,572	1,780
Tallow, Animal.....	"	5,502	44,014	46	366	8,361	89,994	13,912	134,374
" Vegetable.....	"	117	1,278	1	11	1	10	153,962	1,680,662	154,081	1,681,961
Tar, Coal.....	Galls.	4,506	640	1,000	113	102,837	11,374	108,343	12,127
Tarpaulin.....	Pieces	48	1,878	48	1,878
Tea, Black.....	Piculs	137	2,490	165	3,000	196,917	3,873,535	197,219	3,879,025
" locally fired.....	"	605	12,100	605	12,100
" Green.....	"	61	2,056	3	101	223	7,515	275,279	9,623,190	275,566	9,632,862
" locally fired.....	"	3,465	97,020	3,465	97,020
" Brick, Black.....	"	263,210	3,750,743	263,210	3,750,743
" Green.....	"	47,928	431,352	47,928	431,352
" Leaf, Unfired.....	"	40	480	18,525	317,334	18,565	317,814
" Tablet.....	"	8,378	164,879	8,378	164,879
" Dust.....	"	11	50	30,713	185,506	30,724	185,556
" Scented.....	"	3,730	116,302	3,730	116,302
" Stalk.....	"	9	32	5,646	26,762	5,655	26,794
Teapots, in Cases.....	Pieces	5,027	1,762	5,027	1,762
Telegraph Materials.....	Value	225	...	5,955	6,180
Theatrical and Processional Effects.....	"	1,337	...	11,030	12,367
Timber, Unclassed.....	Pieces	1,885	1,205	1,885	1,205
Tin.....	Piculs	472	16,434	472	16,434
" Compound.....	"	2	23	2,723	73,448	2,725	73,471
Tin-foil.....	"	...	6	8	507	63	4,112	71	4,625
Tinned Plates, Old.....	Value	...	214	41	...	1,308	...	1,563
Tobacco, Leaf.....	Piculs	28	212	59,010	445,526	59,038	445,738
" Prepared.....	"	2	32	...	6	6	149	54,710	1,356,141	54,718	1,356,328
" Stalk.....	"	5,364	12,440	5,364	12,440
Turmeric.....	"	51	336	6,119	40,568	6,170	40,904
Turnips, Dried and Salted.....	"	1	3	30	162	6,188	33,357	6,219	33,522
Umbrellas, Paper.....	Pieces	13,191	1,452	2,680	294	170	19	466,771	51,345	482,812	53,110
Varnish.....	Piculs	74	3,117	101	4,227	130	5,460	12,694	532,282	12,999	545,086
Vegetables, Dried and Salted.....	"	20	26	15	149	98	1,142	1,393	11,511	1,526	12,828
" Fresh.....	"	89	104	961	992	1,263	1,482	137	218	2,450	2,796
Vermicelli and Macaroni.....	"	1	4	1	9	60,554	395,421	60,556	395,434
Walnut Pulp.....	"	7,840	64,018	7,840	64,018
Walnuts.....	"	3	27	5,679	27,099	5,682	27,126
Wax, White.....	"	...	1	2	118	7,999	447,468	8,001	447,587
" Yellow.....	"	100	2,616	1	14	7	194	347	9,040	455	11,864
Wheat.....	"	66,321	171,772	120,286	311,540	186,607	483,312
" Duty Free.....	"	43,940	113,805	43,940	113,805
White Metalware.....	"	1	113	4	368	120	10,619	15	1,496	140	12,596
Wood, Coffin.....	Pieces	366	2,070	10	79	276	1,490	130	341	782	3,980
" Poles.....	"	2,495	3,418	160,760	220,241	163,255	223,659
" Duty Free.....	"	4,113	3,766	4,113	3,766
" Unclassed.....	Piculs	5,016	14,366	348	392	5,364	14,758
Woodware.....	"	93	1,845	38	755	2,990	59,477	536	10,658	3,657	72,735
Wool, Camels.....	"	21,955	625,299	21,955	625,299
" Goats.....	"	6,633	181,411	6,633	181,411
" Sheep's.....	"	7,872	133,823	223,746	3,058,614	231,618	3,192,439
Zinc Ore.....	"	25	9	27,653	18,612	27,678	18,621

1°. Native Goods exported—*Continued.*

DESCRIPTION OF GOODS.	Classifier of Quantity.	EXPORTS TO FOREIGN COUNTRIES.		EXPORTS TO HONGKONG.		EXPORTS TO CHINESE PORTS.		TOTAL RE-EXPORTS TO FOREIGN COUNTRIES, HONGKONG, AND CHINESE PORTS.		TOTAL EXPORTS (including Re-exports).	
		Quantity.	Value.	Quantity.	Value.	Quantity.	Value.	Quantity.	Value.	Quantity.	Value.
Zinc, Sheets and Plates, Old...	<i>Piculs</i>	7	<i>Hk. Tls</i> 36	...	<i>Hk. Tls</i> ...	43	<i>Hk. Tls</i> 702	586	<i>Hk. Tls</i> 3,355	636	<i>Hk. Tls</i> 4,093
Postal Parcels not otherwise classified.....	<i>Value</i>	...	16,937	...	143	17,080
Sundries, Unenumerated.....	"	...	14,277	...	2,489	...	27,299	...	37,641	...	81,706
TOTAL.....	<i>Hk. Tls</i>	45,785,188	4,218,181	23,734,177	107,534,196	181,271,742

2°. Principal Articles exported through the Maritime Customs, 1898 to 1907.

DESCRIPTION OF GOODS.	Classifier of Quantity.	1898.	1899.	1900.	1901.	1902.	1903.	1904.	1905.	1906.	1907.
COTTON GOODS.*											
Sheetings	Pieces	13,890	48,440	29,360	23,460	35,095	31,840	89,026	70,980	29,940	86,304
Cotton Yarn	Piculs	211,880	266,912	211,447	210,146	183,974	99,956	141,726	139,207	85,211	186,396
SUNDRIES.											
Beancake	Piculs	138	924	18,200	409,241	228,916	263,569	161,160	326,521	248,591	2,655
Beans	"	57,815	162,262	139,127	105,149	67,720	113,248	169,295	60,044	59,137	59,585
Books, Printed	"	9,328	6,805	6,116	6,167	21,825	26,589	~16,594	21,985	21,332	20,870
Caps, Silk	Pieces	209,228	327,149	249,653	372,302	336,568	174,329	266,835	307,640	167,037	133,194
Carpets	"	29,444	31,296	25,603	23,924	24,708	21,700	16,362	19,187	21,266	19,958
Cigarettes	Piculs	515	856	1,200	1,924	1,655	1,759	4,303	13,652	26,031	25,856
Cloth, Native (Nankeens)	"	51,309	55,838	40,444	69,205	71,687	58,155	117,000	189,649	168,490	56,371
Clothing, Cotton	"	1,176	750	1,372	2,272	484	149	1,067	176	683	255
Cotton, Ginned	"	7,567	4,738	...	248	90	1,569	47	88	...	561
" Raw	"	485,196	365,376	593,267	279,039	621,273	466,704	748,958	566,271	585,587	704,428
Eggs, Fresh	Pieces	46,029,210	65,034,980	96,773,006	101,549,458	87,912,750	67,325,215	45,512,200	79,684,688	97,253,128	81,724,020
Flour, Shanghai Mill	Piculs	43,108	50,408	92,133	190,189	217,481	325,557	538,169	742,124	890,593	544,429
Furniture	{ Value, Hk. Ts }	50,018	71,360	50,436	92,225	112,563	113,755	83,384	103,467	167,366	123,515
Ground-nuts	Piculs	67,479	30,593	45,584	54,373	36,179	47,875	70,048	10,087	36,577	23,212
Hams	"	4,993	4,801	6,040	6,448	11,828	8,456	8,513	6,437	5,564	4,113
Hides, Cow and Buffalo	"	6,105	9,165	7,434	5,803	14,075	16,412	14,172	8,751	11,813	11,168
Lard	"	15,206	11,632	15,133	26,728	26,404	40,511	30,237	22,115	26,776	17,707
Machinery	{ Value, Hk. Ts }	17,812	60,612	42,282	31,561	47,514	68,222	40,247	73,452	57,754	52,553
Medicines	"	22,740	62,025	45,718	36,046	69,117	100,463	114,546	162,989	150,764	172,628
Oil, Ground-nut	Piculs	155,724	113,857	45,184	128,237	127,867	222,635	163,111	140,676	236,975	230,696
Pearls, Real	{ Value, Hk. Ts }	9,600	330,470	603,184	221,106	...	125,831	73,631	5,062
Pottery and Earthenware	Piculs	16,202	18,804	15,900	18,337	41,674	29,902	32,623	49,411	65,558	54,020
Preserves	"	5,080	6,335	2,602	7,268	8,970	8,466	8,548	11,258	12,393	10,208
Rice	"	127,116	1,307,746	892,521	2,536,704	797,298	1,239,030	999	59,685	1,460,991	54,053
" Duty Free	"	74,080	150,281	364,229	414,928	481,809	391,563	86,817	81,558	68,536	58,409
" Tribute	"	1,046,170	1,458,288	1,172,678	978,402	1,392,762	1,728,402	1,546,775	1,565,510	1,586,445	741,848
Seed, Cotton	"	521,272	532,336	435,854	342,527	454,000	466,321	355,114	320,630	380,097	246,098
" Sesamuni	"	3,884	2,427	24,004	42,933	200,745	156,135	5,822	2,939	6,095	6,938
Seed-cake	"	214,714	175,038	226,093	191,241	186,957	215,414	175,365	244,514	383,808	314,968
Sheep and Goats	No.	33,431	34,636	44,429	41,906	46,176	51,406	47,580	38,027	34,291	35,313
Shoes and Boots, Silk and Cotton	Pairs	103,030	133,373	146,663	252,230	353,347	406,836	237,857	292,926	426,908	214,435
Silk, Raw, White	Piculs	26,942	35,669	17,970	22,874	18,753	8,673	14,384	10,635	9,967	8,621
" Re-reeled	"	10,744	17,214	9,477	15,746	15,118	6,667	13,076	8,671	13,615	14,675
" Shanghai Steam Filature	"	7,207	11,422	6,242	12,661	12,338	9,147	10,816	11,114	10,643	12,205
" Cocoons	"	6,433	8,355	5,202	4,234	7,489	13,005	5,404	7,639	6,946	6,614
" Refuse or Waste	"	19,344	21,037	12,419	16,010	13,997	15,717	10,685	12,411	9,356	11,135
" Noil Yarn	"	178	1,115	1,109	967	1,062	1,249	1,456	1,142	384	802
" Waste Yarn	"	178	44	43	219	130	78	81	208
" Piece Goods	"	8,215	8,375	8,254	11,479	11,423	9,191	9,447	9,536	8,956	8,851
" Thread	"	248	285	304	410	350	313	293	277	221	169
Straw Braid, Coloured	"	29	43	128	29	2
" Mottled	"	...	36	4,109	12,327	3,000	1,581	2,551	671	1,265	2,186
" White	"	5,751	8,306	9,507	9,836	9,554	8,993	7,914	7,508	11,029	10,702
Wheat	"	13,273	1,312,943	567,710	750,993	77,930	525,226	199,979	124,333	188,000	110,261
Wool, Sheep's	"	5,056	5,224	8,425	5,259	8,549	9,009	7,831	6,620	10,039	7,872

Steam Factory products.

3°. Principal Articles exported through the Native Customs during the 17th to 24th Periods
(28th October 1905 to 5th November 1907).

DESCRIPTION OF GOODS.	Classifier of Quantity.	17TH-20TH PERIODS.	21ST-24TH PERIODS.
Bamboo Brooms.....	<i>Piculs</i>	..	30,750
" Poles.....	<i>Pieces</i>	196,477	382,501
" Shoots, Dried.....	<i>Piculs</i>	1,348	1,779
" Split.....	"	7,599	11,015
Beans.....	"	..	10,049
Candles, Foreign.....	"	..	1,542
Charcoal.....	"	..	2,394
Chinaware, Coarse.....	<i>Bundles</i>	39,135	2,401
" Fine.....	"	73,400	147,140
Cloth, Native.....	<i>Pieces</i>	6,452,009	5,220,224
Coal.....	<i>Piculs</i>	78,423	201,903
Coke.....	"	..	4,930
Cotton, Raw.....	"	782	1,052
" Yarn, Mill.....	"	141,078	31,884
Dates.....	"	..	8,405
Eggs, Preserved.....	<i>Pieces</i>	177,198	1,263,908
Fans, Paper.....	"	..	20,400
Flour, Shanghai Mill.....	<i>Piculs</i>	..	61,419
Ginger, Fresh.....	"	18,184	5,724
Grasscloth, Coarse.....	<i>Pieces</i>	..	5,799
" Fine.....	"	..	2,352
Gypsum.....	<i>Piculs</i>	..	4,567
Indigo, Liquid.....	"	13,250	21,915
Iron, Nail-rod.....	"	..	3,251
" Old.....	"	..	7,990
" Plate Cuttings.....	"	..	8,723
" Wire Shorts.....	"	..	5,285
Lastings.....	<i>Pieces</i>	..	5,450
Leather Trunks.....	"	9,536	11,091
Lilies, Dried.....	<i>Piculs</i>	..	1,819
Lime.....	"	..	3,856
Linen Cloth, Coarse.....	<i>Pieces</i>	..	13,402
Mangrove Bark.....	<i>Piculs</i>	6,766	4,820
Matches.....	<i>Gross</i>	392,325	629,783
Medicines.....	<i>Piculs</i>	7,094	11,591
Millet.....	"	..	20,333
Oil, Kerosene.....	<i>Cases</i>	275,972	79,034
" Vegetable Seed.....	<i>Piculs</i>	..	1,998
" Wood.....	"	9,482	8,775
Paper, Coarse.....	"	24,390	28,724
" Fine.....	"	2,690	35,387
Piece Goods, Foreign.....	<i>Pieces</i>	27,344	24,759
Potatoes, Dried.....	<i>Piculs</i>	..	12,232
Rice.....	"	..	24,586
Seed, Cotton.....	"	..	10,521
Skins (Furs), Sheep.....	<i>Pieces</i>	..	5,738
Soap, Foreign.....	<i>Piculs</i>	..	2,416
Soda.....	"	..	2,787
Sugar, Brown.....	"	40,399	102,546
" White.....	"	16,330	34,848
" Candy.....	"	1,042	1,682
Tea, Leaf, Coarse.....	"	1,118	1,593
" " Fine.....	"	386	866
Timber, Planks.....	<i>Pieces</i>	9,752	18,044
Tobacco, Leaf.....	<i>Piculs</i>	17,904	16,069
" Prepared.....	"	392	791
" Stalk.....	"	3,708	3,741
Wheat.....	"	..	19,124
Wood, Poles.....	<i>Pieces</i>	31,171	27,802
" Unclassed.....	<i>Piculs</i>	11,236	25,664
Sundries, Unenumerated.....	<i>Value, Hk. Ts.</i>	..	215,336

V.—INLAND TRANSIT.

1°. Provinces to which Foreign Goods were forwarded under Transit Pass during 1907.

PROVINCE.	NO. OF PASSES.	VALUE.	TRANSIT DUES.
		<i>Hk. Tls</i>	<i>Hk. Tls</i>
Kiangsu	3,346	730,691	19,708.800
Chekiang	3,848	377,228	11,269.737
Anhwei	4,713	427,308	11,174.649
Kiangsi	120	38,603	924.942
Honan	16	6,556	207.908
Fukien	21	1,941	63.613
Shantung	282	44,230	1,270.664
Hupeh	3	648	10.820
Shengking	1	170	4.500
Chihli	1	30	1.050
TOTAL	12,351	1,627,395	44,636.683

2°. Provinces from which Native Goods were brought under Transit Pass during 1907.

PROVINCE.	NO. OF PASSES.	VALUE.	TRANSIT DUES.
		<i>Hk. Tls</i>	<i>Hk. Tls</i>
Kiangsu	356	3,075,658	64,803.466
Chekiang	122	1,597,013	32,377.524
Anhwei	34	139,121	2,360.581
Honan	125	980,746	5,215.366
Shantung	12	180,511	1,239.450
Other places	5,610.193
TOTAL	649	5,973,049	111,606.580

VI.—REVENUE.

1°. Dues and Duties collected under each Flag by the Maritime Customs during 1907.

FLAG.	IMPORT.	EXPORT.	COAST TRADE.	TONNAGE.	TRANSIT.	OPIMUM LIKIN.	TOTAL.
	<i>Hk. Tls</i>	<i>Hk. Tls</i>	<i>Hk. Tls</i>	<i>Hk. Tls</i>	<i>Hk. Tls</i>	<i>Hk. Tls</i>	<i>Hk. Tls</i>
American.....	70,675.165	24,634.776	...	44,265.200	...	10.200	139,585.341
Austrian.....	142,523.023	3,351.728	...	20,490.800	...	480.000	166,845.551
British.....	3,956,118.983	546,539.269	243,380.958	434,359.400	...	1,023,766.400	6,204,165.010
Danish.....	22,871.829	1,027.186	...	10,651.700	...	7,392.000	41,942.715
Dutch.....	69,209.903	3,215.237	...	5,843.800	...	2,848.000	81,116.940
French.....	150,404.886	121,574.086	24,010.831	41,429.700	...	35,378.000	372,797.503
German.....	636,810.781	167,291.307	31,390.919	123,716.100	...	84,119.600	1,043,328.707
Japanese.....	879,806.085	260,160.568	59,163.016	150,227.800	...	103,817.600	1,453,175.069
Korean.....	790.500	323.600	1,114.100
Norwegian.....	58,891.760	27,364.584	533.380	21,557.500	...	4.950	108,352.174
Russian.....	5,338.706	6,273.347	...	12,579.700	24,391.753
Swedish.....	3,822.482	142.488	...	872.000	4,836.970
Chinese.....	221,824.410	260,281.612	223,900.924	31,596.900	156,243.263	199.200	894,046.309
On Opium.....	471,755.981	471,755.981
TOTAL.....	6,691,044.494	1,421,856.188	582,380.028	897,914.200	156,243.263	1,258,015.950	11,007,454.123*

* 5,531 Drawbacks marked for cash payment during the year, to be deducted from this total..... *Hk. Tls* 142,197.317

2°. Dues and Duties collected by the Maritime Customs, 1898 to 1907.

YEAR.	IMPORT (exclusive of Opium).	EXPORT (exclusive of Opium).	COAST TRADE (exclusive of Opium).	OPIMUM (Import, Export, and Coast Trade).	TONNAGE.	TRANSIT.	OPIMUM LIKIN.	TOTAL.
	<i>Hk. Tls</i>	<i>Hk. Tls</i>	<i>Hk. Tls</i>	<i>Hk. Tls</i>	<i>Hk. Tls</i>	<i>Hk. Tls</i>	<i>Hk. Tls</i>	<i>Hk. Tls</i>
1898.....	3,490,856.438	1,189,379.607	242,647.208	405,911.494	401,020.600	99,098.389	1,078,280.600	6,907,194.336
1899.....	3,964,295.757	1,581,791.693	335,936.515	478,364.244	384,939.600	101,490.152	1,274,026.980	8,120,844.941
1900.....	3,581,089.344	1,288,079.365	233,563.502	395,212.790	480,988.000	84,656.940	1,053,797.120	7,117,387.061
1901.....	4,053,509.735	1,656,450.577	268,065.233	416,838.623	544,449.400	104,786.819	1,108,595.860	8,152,696.247
1902.....	6,588,310.236	1,452,404.201	397,890.964	459,745.241	619,765.400	109,306.258	1,193,655.440	10,814,077.740
1903.....	5,394,031.037	1,368,321.595	486,782.246	530,277.369	603,997.900	143,531.617	1,397,948.800	9,924,890.564
1904.....	5,842,049.325	1,527,378.465	479,710.261	464,449.417	666,381.000	127,174.667	1,216,290.400	10,323,433.535
1905.....	7,702,240.769	1,371,902.889	521,792.123	460,286.455	712,275.652	126,767.428	1,184,920.450	12,080,185.766
1906.....	7,841,018.413	1,682,505.565	522,448.335	481,950.759	895,801.008	125,034.857	1,275,058.900	12,823,817.837
1907.....	6,219,288.513	1,421,856.188	582,380.028	471,755.981	897,914.200	156,243.263	1,258,015.950	11,007,454.123

3°. Dues and Duties collected by the Native Customs during the 13th to 24th Periods
(7th November 1904 to 5th November 1907).

HEADS OF COLLECTION.	13TH-16TH PERIODS.	17TH-20TH PERIODS.	21ST-24TH PERIODS.
	<i>Changkwan Tls</i>	<i>Changkwan Tls</i>	<i>Changkwan Tls</i>
Imports.....	72,576.477	82,343.761	72,661.025
Exports.....	66,311.671	73,265.692	62,420.066
Tonnage Dues.....	210.144	187.044	162.316
Fines and Confiscations.....	5,211.569	2,470.335	1,576.645
TOTAL COLLECTION.....	144,489.861	158,266.832	136,820.052
Equivalent to..... <i>Hk. Tls</i>	176,137.475	192,932.016	166,787.747

VII.—TREASURE.

Treasure imported and exported during 1907.

COUNTRIES FROM WHICH IMPORTED.	IMPORTS.							
	GOLD.			SILVER.			COPPER.	TOTAL IMPORTS.
	In Bars, Dust, etc.	In Coin.	TOTAL.	In Bars and Sycee.	In Coin.	TOTAL.	In Coin.	
FOREIGN COUNTRIES.	<i>Hk. Ts.</i>	<i>Hk. Ts.</i>	<i>Hk. Ts.</i>	<i>Hk. Ts.</i>	<i>Hk. Ts.</i>	<i>Hk. Ts.</i>	<i>Hk. Ts.</i>	<i>Hk. Ts.</i>
Europe.....	1,143,905	...	1,143,905	176,000	215,555	391,555	...	1,535,460
America.....	...	78,800	78,800	157,261	...	157,261	...	236,061
Batoum.....
Asia: India (including Burma, etc.).....	33,498	...	33,498	...	33,498
Straits Settlements.....	924	21,700	22,624	...	22,624
Saigon and Tonkin.....	1,386	1,386	...	1,386
Hongkong and Macao.....	24,500	18,000	42,500	1,980	1,156,334	1,158,314	...	1,200,814
Japan (including Formosa).....	...	6,801,674	6,801,674	...	192,938	192,938	...	6,994,612
Korea.....	975	185,984	186,959	7,888	160,781	168,669	...	355,628
Vladivostok.....	...	16,790	16,790	...	5,200	5,200	...	21,990
Total: Foreign Countries.....	1,169,380	7,101,248	8,270,628	377,551	1,753,894	2,131,445	...	10,402,073
CHINA.								
Dairen.....	40,000	...	40,000	...	40,000
Newchwang.....	57,000	5,566	62,566	509,224	2,553,707	3,062,931	...	3,125,497
Chinwangtao.....	17,150	...	17,150	51,075	324,350	375,425	...	392,575
Tientsin.....	916,400	13,548	929,948	6,648,938	336,512	6,985,450	...	7,915,398
Chefoo.....	454,290	8,000	462,290	4,965,950	419,105	5,385,055	33,950	5,881,295
Weihaiwei.....
Kiaochow.....	9,000	...	9,000	3,236,566	262,400	3,498,966	...	3,507,966
Chungking.....	3,500	...	3,500	...	3,500
Ichang.....	581,900	2,880	584,780	...	584,780
Changsha.....	32,568	32,568	...	32,568
Hankow.....	1,668,903	400,314	2,069,217	1,860	2,071,077
Kinkiang.....	757,410	1,340,464	2,097,874	...	2,097,874
Wuhu.....	794,270	4,700	798,970	...	798,970
Nanking.....	947,700	914,195	1,861,895	144,300	2,006,195
Chinkiang.....	5,000	...	5,000	4,298,450	626,833	4,925,283	8,400	4,938,683
Soochow.....	1,026,500	1,072,000	2,098,500	...	2,098,500
Hangchow.....	1,959,652	2,406,267	4,365,919	63,750	4,429,669
Ningpo.....	7,700	2,385,750	2,393,450	...	2,393,450
Wenchow.....	2,897	420,928	423,825	2,500	426,325
Foochow.....	4,995	...	4,995	21,053	70,330	91,383	376,236	472,614
Anoy.....	6,033	27,208	33,241	...	33,241
Swatow.....	23,640	8,948	32,588	...	32,588
Canton.....	5,000	64,893	69,893	...	69,893
Total: China.....	1,463,835	27,114	1,490,949	27,556,361	13,674,352	41,230,713	630,996	43,352,658
GRAND TOTAL.....	2,633,215	7,128,362	9,761,577	27,933,912	15,428,246	43,362,158	630,996	53,754,731

Treasure imported and exported—Continued.

COUNTRIES TO WHICH EXPORTED.	EXPORTS.							
	GOLD.			SILVER.			COPPER.	TOTAL EXPORTS.
	In Bars, Dust, etc.	In Coin.	TOTAL.	In Bars and Sycee.	In Coin.	TOTAL.	In Coin.	
Hk. \$	Hk. \$	Hk. \$	Hk. \$	Hk. \$	Hk. \$	Hk. \$	Hk. \$	
FOREIGN COUNTRIES.								
Europe	4,740,121	...	4,740,121	2,298,986	408,661	2,707,647	131	7,447,899
America	135	...	135	...	135
Batavia	319,100	...	319,100	...	319,100
Asia: India (including Burma, etc.)	21,200	21,200	10,166,574	...	10,166,574	...	10,187,774
Straits Settlements	64,632	...	64,632	...	64,632
Saigon and Tonkin
Hongkong and Macao	246,400	...	246,400	409,377	5,103,317	5,512,694	...	5,759,094
Japan (including Formosa)	328,127	278,583	606,710	...	83,839	83,839	...	690,549
Korea	140,000	140,000	140,000
Vladivostok	14,280	14,280	...	14,280
Total: Foreign Countries	5,314,648	439,783	5,754,431	13,258,804	5,610,997	18,868,901	131	24,623,463
CHINA.								
Dairen	64,800	111,000	175,800	...	175,800
Newchwang	1,000	...	1,000	661,485	452,981	1,114,466	...	1,115,466
Chinwangtao	112,000	48,000	160,000	...	160,000
Tientsin	14,000	14,000	626,337	75,900	702,237	...	716,237
Chefoo	1,159,017	406,880	1,565,897	25,950	1,591,847
Weihaiwei	5,000	36,666	41,666	...	41,666
Kiaochow	10,267	10,267	...	10,267
Chungking
Ichang
Changsha
Hankow	777,307	117,238	894,545	...	894,545
Kiukiang	98,109	6,800	104,909	...	104,909
Wuhu	25,200	308,000	333,200	...	333,200
Nanking	127,000	14,498	141,498	...	141,498
Chinkiang	174,000	...	174,000	63,500	237,500
Soochow	584,000	496,000	1,080,000	52,282	1,132,282
Hangchow	2,531,500	458,380	2,989,880	...	2,989,880
Ningpo	269,500	1,989,000	2,258,500	468	2,258,968
Wenchow
Foochow	114,892	...	114,892	182,490	675,193	857,683	...	972,575
Amoy	3,780	3,780	7,800	528,422	536,222	...	540,002
Swatow	351,900	463,110	815,010	...	815,010
Canton	1,363,790	423,686	1,787,476	...	1,787,476
Total: China	115,892	17,780	133,672	9,121,235	6,622,021	15,743,256	142,300	16,019,128
GRAND TOTAL	5,430,540	457,563	5,888,103	22,380,039	12,232,118	34,612,157	142,331	40,642,591

VIII.—PASSENGER TRAFFIC.

Shanghai-Soochow-Hangchow Passenger Traffic during 1907.

	PASSENGERS TO		PASSENGERS FROM	
	Foreigners.	Natives.	Foreigners.	Natives.
Soochow and Stations <i>en route</i>	429	247,728	955	265,324
Hangchow " "	843	189,602	1,162	185,901
TOTAL.....	1,272	437,330	2,117	451,225

IX.—SPECIAL TABLES.

1.—Opium re-exported during 1907.

DESTINATION.	MALWA.		PATNA.		BENARES.		TOTAL.		BOILED.
	Chests.	Piculs.	Chests.	Piculs.	Chests.	Piculs.	Chests.	Piculs.	Piculs.
Newchwang.....	2	2	5	6	7	8	...
Tientsin.....	67	67	57	68.40	124	135.40	...
Chefoo.....	30	30	4	4.80	267	320.40	301	355.20	...
Weihaiwei.....	2	2.40	2	2.40	...
Kiaochow.....	11	13.20	11	13.20	...
Changsha.....	42	50.40	42	50.40	...
Hankow.....	104	104	332	398.40	4	4.80	440	507.20	...
Kiukiang.....	1,838½	1,838.50	36	43.20	1,874½	1,881.70	...
Wuhu.....	2,367	2,367	13	15.60	2,380	2,382.60	...
Nanking.....	483½	483.50	539	646.80	1,022½	1,130.30	...
Chinkiang.....	3,211½	3,211.50	35	39.60	3,246½	3,251.10	...
Hangchow.....	1,537½	1,537.50	27	32.40	88	105.60	1,652½	1,675.50	...
Ningpo.....	1,385	1,385	55	66	6	7.20	1,446	1,458.20	...
Wenchow.....	88	105.60	88	105.60	...
Foochow.....	14	14	2	2.40	16	16.40	...
Hongkong.....	35½	35.50	60	72	105	126.40	200½	233.90	0.32
TOTAL.....	11,075½	11,075.50	1,306	1,564.80	472	566.80	12,853½	13,207.10	0.32

2.—Tea exported during 1907.

TO—	BLACK.			LEAF.	DUST.	STALK.	TABLET.	BRICK.	
	CONGOU.	OTHER KINDS.	TOTAL.					BLACK.	GREEN.
	<i>Piculs.</i>	<i>Piculs.</i>	<i>Piculs.</i>	<i>Piculs.</i>	<i>Piculs.</i>	<i>Piculs.</i>	<i>Piculs.</i>	<i>Piculs.</i>	<i>Piculs.</i>
Great Britain.....	51,938	...	51,938	...	20,137	88	...
Hongkong.....	1,825	...	1,825	486	138	5,478
India.....	218	...	218
Straits Settlements.....	13	...	13
Gibraltar.....
Australia and New Zealand....	209	...	209
British America.....	8,030	...	8,030	8
United States of America.....	44,455	...	44,455
Philippine Islands.....	32	...	32
Algeria.....
Austria.....	2,404	...	2,404
Belgium.....	1,992	...	1,992
Denmark.....	349	...	349
Egypt.....	121	...	121
France.....	296	...	296	1	...
Germany.....	15,396	...	15,396
Holland.....	2,832	...	2,832
Italy.....	17	...	17
Japan.....	288	...	288	...	157	912	2,856
Korea.....	38	...	38	...	1
Persia.....	21	...	21
Russia : European Ports.....	3,817	989	4,806	2,589
" Pacific Ports.....	59,595	...	59,595	45	8,370	261,171	44,024
Sweden.....	90	...	90
Turkey in Asia.....	66	...	66
" " Europe.....	1	...	1
Other places.....	250	...	250	59	...
Total to Foreign Countries	194,293	989	195,282 *	3,120	20,432	5,478	8,378	262,231	46,880
" " Chinese Ports.....	2,542	...	2,542	15,445	10,292	177	...	979	1,048
GRAND TOTAL.....	196,835	989	197,824	18,565	30,724	5,655	8,378	263,210	47,928

* Including 605 piculs locally fired.

2.—Tea exported—Continued.

TO—	GREEN.					SCENTED.	CEYLON.	JAVA.	VLADIVOS- TOK.
	GUN- POWDER.	IMPERIAL.	YOUNG HYSON.	HYSON.	TOTAL.				
	<i>Piculs.</i>	<i>Piculs.</i>	<i>Piculs.</i>	<i>Piculs.</i>	<i>Piculs.</i>	<i>Piculs.</i>	<i>Piculs.</i>	<i>Piculs.</i>	<i>Piculs.</i>
Great Britain.....	4,816	79	8,232	5,015	18,142
Hongkong.....	7	...	960	234	1,201
India.....	2,907	10	2,371	3,271	8,559
Straits Settlements.....	67	10	77
Gibraltar.....	26	26
Australia and New Zealand....	6	6
British America.....	3,285	6	844	715	4,850
United States of America.....	103,291	340	16,627	9,352	129,610	197
Philippine Islands.....	14	14
Algeria.....	933	15	793	610	2,351
Austria.....	220	13	354	199	786
Belgium.....
Denmark.....	3	...	3
Egypt.....	103	...	104	295	502
France.....	4,005	45	7,001	5,173	16,224
Germany.....	1,289	97	1,409	1,071	3,866
Holland.....
Italy.....	30	18	48
Japan.....	3,810	...	396	512	4,718	961	1
Korea.....	8	...	8	1
Persia.....
Russia : European Ports.....	11,565	136	25,327	33,213	70,241	19
„ Pacific Ports.....	49	...	8	569	626	11	165	51	...
Sweden.....
Turkey in Asia.....	17	...	172	207	396
„ „ Europe.....
Other places.....	67	3	120	159	349	10
Total to Foreign Countries	136,410	744	64,826	60,623	262,603*	1,198	166	51	1
„ „ Chinese Ports.....	100	...	1,785	14,543	16,428†	2,532	2
GRAND TOTAL.....	136,510	744	66,611	75,166	279,031	3,730	168	51	1

Including 2,975 piculs locally fired.

† Including 490 piculs locally fired.

3.—Silk exported during 1907.

TO—	RAW		YELLOW.		RE-REELS.		KEELED FROM DUPLICATIONS.		STEAM FILATURE.		TOTAL.		RAW, WIELD.	
	Bales.	Piculs.	Bales.	Piculs.	Bales.	Piculs.	Bales.	Piculs.	Bales.	Piculs.	Bales.	Piculs.	Bales.	Piculs.
Great Britain	992	792.25	34	34.21	9	7.40	1,035	833.86	30	30
Hongkong	208	166.29	30	31.20	238	197.49
India	929	745.96	4,515	5,021.23	54	60.59	5,498	5,827.78	5	4.99
Straits Settlements	73	58.40	73	58.40
British America	20	20.51	20	20.51
United States of America	26	20.77	2	1.98	7,191	7,214.38	4,096	4,078.58	11,315	11,315.71	3,513	3,553.04
Philippine Islands	10	8	10	8
Austria	1	1.02	1	1.02
Belgium
Egypt	609	486.54	2,128	2,174.67	100	102.82	1	0.80	2,838	2,764.83	33	33.70
France	7,432	5,935.94	2,120	2,139.55	5,878	5,864	22	17.44	8,338	8,281.09	23,790	22,238.02	8,383	9,170.65
Germany	228	441.03
Italy	4,169	3,331.55	1,403	1,400.51	1,375	1,364.74	1,197	1,182.99	8,144	7,279.79	2,788	2,892.28
Japan	2	2.37	10	10.21	12	12.58	464	465.26
Korea	1	0.10	1	0.10
Mexico	196	156.66	1	0.82	197	157.48
Russia : Pacific Ports
Spain	44	35.17	62	61.39	106	96.56	10	9.90
Switzerland	135	153.92
Turkey in Asia	115	91.21	1,733	1,761.57	36	35.93	1,884	1,888.71	141	141.47
Total to Foreign Countries	14,804	11,828.84	11,996	12,595.49	14,699	14,708.21	23	18.24	13,640	13,550.06	55,162	52,700.84	15,730	16,896.24
Total to Chinese Ports	102	75.86	897	921.27	369	330.03	5	3.76	1,373	1,330.92	52	50.04
GRAND TOTAL	14,906	11,904.70	12,893	13,516.76	15,068	15,038.24	28	22.00	13,640	13,550.06	56,535	54,031.76	15,782	16,952.28

3.—Silk exported—Continued.

TO—	COCOONS.		WASTE.		COCOONS, REFUSE.		NOIL YARN.		WASTE YARN.		WASTE YARN, JAPANESE.		RAW, WHITE, JAPANESE.		RAW, WILD, JAPANESE.		WASTE, JAPANESE.		
	Bales.	Piculs.	Bales.	Piculs.	Bales.	Piculs.	Bales.	Piculs.	Bales.	Piculs.	Bales.	Piculs.	Bales.	Piculs.	Bales.	Piculs.	Bales.	Piculs.	
Great Britain	4,733	17,112.25	15	44.44	2	3.75	
Hongkong	
India	30	70.22	119	98.19	
Straits Settlements	
British America	
United States of America	17	60.11	
Philippine Islands	
Austria	163	562.98	604	2,201.10	
Belgium	89	266.23	
Egypt	
France	652	1,895.26	13,831	41,871.04	4,918	15,909.36	86	172	7	7.63	61	61.03	
Germany	2	1.12	225	689.47	
Italy	378	483.42	3,095	10,619.55	897	3,328.08	87	174	
Japan	7,824	6,470.89	54	132.42	447	621.10	10	10	7	20.17	...	
Korea	8	5.57	
Mexico	
Russia : Pacific Ports	5	0.55	
Spain	
Switzerland	
Turkey in Asia	1	0.94
Total to Foreign Countries	8,856	8,850.69	22,250	71,390.34	6,881	22,104.08	173	346	128	109.57	1	1	71	71.03	8	21.11	
Total to Chinese Ports	79	48.34	30	23	228	456	76	98.72	20	19.60	
GRAND TOTAL	8,856	8,850.69	22,347	71,438.68	6,911	22,127.08	401	802	204	308.29	20	19.60	1	1	71	71.03	8	21.11	

4.—Working of the Shanghai Bonded Warehouses during 1907.

DESCRIPTION OF GOODS.	Classifier of Quantity.	ARRIVALS IN BOND.			WITHDRAWALS FROM BOND DURING YEAR.			REMAINING IN BOND ON 31ST DECEMBER 1907.
		In Bond on First Day of Year.	Bonded during Year.	TOTAL.	For Local Consumption.	For Reshipment.	TOTAL.	
COTTON GOODS:								
Shirtings, Grey, Plain, American	Pieces	9,100	...	9,100	9,100	...	9,100	...
" " " English	"	...	3,780	3,780	2,820	...	2,820	960
Sheetings, Grey, Plain, American	"	43,780	15,200	58,980	18,420	...	18,420	40,560
Shirtings, White, Plain, English	"	...	29,086	29,086	20,753	...	20,753	8,333
White Irishes	"	...	15,800	15,800	15,800	...	15,800	...
Drills, American	"	16,500	41,250	57,750	16,560	...	16,560	41,190
Jeans,	"	...	2,840	2,840	2,840	...	2,840	...
T-Cloths, American	"	...	1,350	1,350	1,350
" " English	"	...	7,044	7,044	749	...	749	6,295
Lawns, White	"	...	10,500	10,500	1,700	...	1,700	8,800
Printed Chintzes, Plain Cotton Prints, and Printed Shirtings	"	...	2,033	2,033	2,033
Printed T-Cloths	"	...	10,259	10,259	1,200	...	1,200	9,059
Cotton Italians, Plain, Fast Black	"	90	11,616	11,706	11,308	...	11,308	398
" " Coloured	"	...	6,381	6,381	313	...	313	6,068
" " Figured	"	...	1,353	1,353	200	...	200	1,153
" Reps and Ribs, Figured	"	...	743	743	248	...	284	495
Dyed Turkey Red Shirtings	"	...	24,250	24,250	11,925	...	11,925	12,325
Cotton Spanish Stripes	"	600	...	600	600	...	600	...
Velvet Cords and Corduroys, Dyed	Yards	...	7,099	7,099	4,491	...	4,491	2,608
WOOLLEN AND COTTON MIXTURES.								
Union Italian Cloth, Plain and Figured ..	Pieces	...	1,501	1,501	1,501	...	1,501	...
WOOLLEN GOODS.								
Lastings, Plain, Figured, and Créped	Pieces	...	399	399	399
Spanish Stripes	Yards	...	105,876	105,876	33,082	...	33,082	72,794
MISCELLANEOUS PIECE GOODS.								
Plushes and Velvets, Silk Mixture	Catties	...	550	550	550
METALS.								
Iron, Old, Horseshoes	Piculs	402	...	402	402	...	402	...
" " Scrap	"	...	574	574	574	...	574	...
SUNDRIES.								
Candles	Piculs	106	...	106	106	...	106	...
Crucibles	Pieces	6,000	...	6,000	6,000	...	6,000	...
Jewellery	Val., Hk., Ft.	5,260	...	5,260	4,300	960	5,260	...
Rattans	Piculs	...	110	110	110	...	110	...
Tea	"	...	1,375	1,375	...	1,375	1,375	...
Sundries, Unenumerated	Packages	20,448	39,203	59,651	35,768	12,484	48,252	11,399
OIL.								
Kerosene, American, in bulk	Gallons	1,764,151	10,189,620	11,953,771	11,953,771	...	11,953,771	...
" Borneo,	"	...	12,413,397	12,413,397	12,413,397	...	12,413,397	...
" Sumatra,	"	...	6,156,161	6,156,161	5,814,170	...	5,814,170	341,991
Liquid Fuel	Tons	...	5,810	5,810	5,810	...	5,810	...

SOOCHOW TRADE REPORT

1°. LOCAL.—Although the autumn rice crop of the previous year had seriously suffered from disastrous floods and the year opened with conditions far from favourable to trade, this was offset by a winter wheat harvest of above the average, followed in the spring by an excellent crop of rape and an abundant crop of cocoons of a good quality; and were it not for the partial failure in quality as well as quantity of the new rice crop, which, combined with the almost total loss of the previous autumn crop, still further increased the cost of living, the year would have closed more prosperously than trade indications pointed to when business was resumed after the Chinese New Year. The new rice crop, estimated as hardly more than six-tenths of a full yield, promised well but was retarded by the hot and dry August and later damaged by rains and storms, with the result that rice cut in October could not be garnered before becoming mildewed, and in some instances was left in the fields to rot. Owing to these reasons, the price, which during the spring fluctuated between \$6 and \$7, advanced at the end of the autumn to \$8 and more a *shih* (140 catties), or but \$1 less than in the previous calamitous flood year; and no great cheapening of price is to be expected before the next autumn crop is harvested. The quality of the cocoons was distinctly good and the crop was quite 25 per cent. larger than in the previous two seasons, which, however, were poor ones. It took 470 catties of dry cocoons to make 1 picul of silk, as against 500 to 550 catties in previous seasons. The market opened at \$46, running up to \$52, averaging \$49 to \$50, per picul of green cocoons, which works out about *Fls.* 660, including expenses, per picul of steam filatures. The silk market opened in February, the first lot of steams being contracted for on the basis of *Fls.* 860 per picul; prices advanced rapidly, touching *Fls.* 1,100, and fully 80 per cent. of the production was sold before October, when the full effects of the general depression were felt, and at the present moment it is difficult to say what the market value of steam filatures is: on the parity of Japan it should be about *Fls.* 710 to *Fls.* 750, and taking into consideration the fall in exchange—from 3s. 2d. to 2s. 7d.—the depreciation in the home markets must be nearly 40 to 50 per cent. On the whole, the filatures have done very well, those who sold all at the high prices exceedingly so; those who hold stocks, of course, lose a little, but not very much in proportion to their profits. In addition to the two old-standing local filatures of 450 basins, the Chino-European Company's filature, which has been idle since 1904, was leased to Chinese and commenced operations with 200 basins in September, reeling, approximately, 1 picul a day, but had to cease work at the end of the year, owing to losses caused by bad management and the dishonesty of employes. In contrast with the filatures, the local cotton mill had an unprofitable year. As far as I can gather, the output was 7,000 bales, as compared with 11,500 in 1906, the stock at the end of the year being 2,000 bales. The counts, principally 12 and 14 and a few 16, are all disposed of in the surrounding districts and in Tungechow, on the north bank of the Yangtze, a town and district of hand-weavers depending largely on the Manchurian market for the sale of their cloth, which is being rapidly displaced by Japanese machine-made cloth of the same pattern but cheaper. To this successful competition of Japanese cloth is partially put down the depressed state of the local markets for locally-made yarns. The price of cotton varied between \$25 and \$28 a picul, and as the price of cotton rose the price of yarn fell, from *Fls.* 90 per bale at the beginning of the year to *Fls.* 75 to *Fls.* 80 at the end; for these and other reasons connected with the management;

the mill was closed down for the last four months of the year. During the year 4,368 new spindles were added, making in all 22,568. A Chinese Electric Light Company, having obtained the concession for this city, have erected outside the Changmèn a power-house for a plant consisting of three boilers and two dynamos, capable of supplying electricity for 6,000 16-candle power lamps. Owing to want of capital, the building only is completed; the machinery, poles, and wires still remain to be set up. With the coming of the railway, which passes the city on its north side, whereas the Settlement is located 5 miles away on the south side, the final death-blow has been given to any hopes that may still be entertained of a land boom in this vicinity of the port. Land outside the Panmèn, quoted at *Tts.* 1,000 a *mou* in 1896, when the port was opened to foreign residence and trade and the present site of the Settlement decided upon, may now be bought for *Tts.* 100 a *mou*; and land in the Settlement acquired by speculators in 1897 at a fixed price of \$250, \$160, and \$100 a *mou* of front, middle, and back lots respectively, is practically unsaleable. A parcel of 11 *mou* at the back was, indeed, recently sold for \$50 a *mou*, but it was bought for the purpose of cultivating mulberry trees for the use of an experimental silkworm farm. On the 27th February the Maloo extension from the Changmèn to the railway station, a little more than 1 mile, was formally opened to traffic by the Governor, assisted by all the high provincial officials. On both sides of this carriage road houses are rapidly springing up, and the land, which previous to the coming of the railway was valueless, is now at a premium. By order of the Ministry of Finance, the newer coining presses and other machinery were removed from the two Mints closed in 1906 to the Tientsin Mint. Copper 10-cash pieces, owing to the cessation of the local output, appreciated so much that at the commencement of the year \$1 only bought 102 pieces; but continuous importations during the year from Chin-kiang, of presumably Nanking mintage, speedily depreciated them to the old level of 112 to 114 to the dollar. August the 8th saw the closing of all opium dens inside and outside the city, without the slightest signs of any trouble. Prepared opium is now retailed by licensed shops (挑膏店), which also collect on behalf of the Government the tax of 40 cash a tael on sales. There are said to be between 700 and 800 such shops inside the city and half that number outside, principally on the Maloo. The East Asiatic Petroleum Company have erected two oil tanks, of a capacity of 50,500 gallons each, which are fed from their Shanghai installation by means of a tank-lighter driven by oil engines, specially constructed in Shanghai for the shallow waterways to be traversed. The tanks are on the banks of the Grand Canal, a little distance outside the Settlement. For the present the business is merely retail. An epidemic of cholera raged throughout August, and by the end of September the disease died out.

2°. REVENUE.—The collection of *Hk.Tts.* 105,461 compared with that for 1906 shows a falling off of *Hk.Tts.* 17,900—all in export duties,—owing to lessened shipments of tea, but is nevertheless *Hk.Tts.* 6,700 more than that for 1905—entirely due to the increase in import duties. To this collection postal parcels contributed *Hk.Tts.* 23,952, or nearly 23 per cent. For the preceding five years the ratio has been as follows:—

COLLECTED ON PARCELS.	
1902	<i>Hk.Tts.</i> 3,170, or 4½ per cent.
1903	„ 6,801, „ 9½ „
1904	„ 11,618, „ 14¾ „
1905	„ 20,058, „ 20¼ „
1906	„ 18,638, „ 15 „

At the end of 1904 the levy of likin on parcels destined for inland places was inaugurated, the collections being as follows: in 1905, *Hk.Tts.* 7,375; in 1906, *Hk.Tts.* 6,473; and in 1907,

Hk.Tls. 7,894.—all on parcels containing native goods, principally silks. The levy, which is remitted to the Likin Administration, is at the rate of half the Customs tariff and is supposed to free from further charges in the delivery radius of the post office of destination. The gain to the revenue from the revision of the Import Tariff at the latter part of 1901 has been as follows:—

	1902.	1903.	1904.	1905.	1906.	1907.
	<i>Hk.Tls.</i>	<i>Hk.Tls.</i>	<i>Hk.Tls.</i>	<i>Hk.Tls.</i>	<i>Hk.Tls.</i>	<i>Hk.Tls.</i>
On dutiable goods	3,366	3,453	4,262	5,539	6,241	5,987
On articles formerly duty free	* 290	1,516	4,071	4,134	6,015	6,312
TOTAL INCREASE.	<i>Hk.Tls.</i> 3,656	4,969	8,333	9,673	12,256	12,299

3°. FOREIGN TRADE.—Direct imports show a decrease of *Hk.Tls.* 500,000 and *Hk.Tls.* 750,000 as compared with the figures for 1905 and 1906 respectively, owing to the stoppage of the Government demand for copper and spelter for the Mints; the value of such copper imported in 1905 was *Hk.Tls.* 573,644 and in 1906 *Hk.Tls.* 695,636. Direct exports are *nil*.

4°. COAST TRADE.—(a) *Original Shipments Coastwise.*—Shipments of rape seed cake were the largest as yet recorded, while the export of leaf tea was but little more than half that for the preceding year and, with the exception of 1904, the smallest amount since 1900, due to the overstocking of the northern market in the previous year, when shipments were exceptionally heavy. The forwarding of silk piece goods, embroideries, ribbons, etc., through the I.P.O. is growing in favour, especially of piece goods, which passed through this channel to the extent of 969 piculs. The value of postal parcels of all kinds accepted for transmission by the I.P.O. in this city during the year under review was *Hk.Tls.* 1,070,775, that is to say, 36 per cent. of the total exports of local origin; and to this total silk manufactures furnished all but *Hk.Tls.* 35,000.

(b) *Reshipments Coastwise.*—Of no importance.

(c) *Coastwise Arrivals.*—Under this heading the falling off was *Hk.Tls.* 299,000, and for the same reason as given under § 3°, viz., the cessation of the demand for materials for mintage purposes, to which copper alone contributed *Hk.Tls.* 227,287 in 1906. Of the two principal items of import, sugar decreased 8,000 piculs, while kerosene oil increased by 328,000 gallons, or 53 per cent. more than the figures for 1906. Bulk oil (96,520 gallons) was imported for the first time. The year's sales of cigarettes locally is estimated at 72 millions.

5°. INLAND TRANSIT.—*Nil*.

6°. SHIPPING.—This table and the next one clearly reflect the inroads made into the launch traffic by its competitor, the railway. During the last month of 1907 the passenger-barges and cargo-boats towed to and from Shanghai numbered 250, as against 550 during December 1906. Steerage and deck fares have remained unaltered throughout the year, but it is contemplated to make a further reduction. The fares at present are: to Shanghai—steerage, 50 cents, deck, 30 cents, each person; to Chinkiang—80 and 40 cents.

7°. PASSENGER TRAFFIC.—1905 was the high-water mark of the launch passenger traffic between Shanghai and Soochow, viz., 468,142 passengers passed to and from Shanghai. With the opening of the railway, in July 1906, a decrease of 81,000 passengers was noted that year; in 1907 a further falling off, of 131,000, is to be observed, or, as compared with the figures for 1905, the very marked decrease of 212,000 passengers.

8°. TREASURE.—No remarks.

9°. OPIUM.—All came from Shanghai duty-paid and labelled. The arrivals for the year were as follows:—

	MALWA.	PATNA.	KIANGSU.	TOTAL.
	<i>Piculs.</i>	<i>Piculs.</i>	<i>Piculs.</i>	<i>Piculs.</i>
Soochow	2.66	1,212.77	78.10	1,293.53
Wusih	325.98	2,145.95	61.40	2,533.33
TOTAL	<u>328.64</u>	<u>3,358.72</u>	<u>139.50</u>	<u>3,826.86</u>

10°. MISCELLANEOUS.—The section of the Shanghai-Nanking Railway from Wusih to Changchow (24 miles) was opened to traffic on the 15th May, and that from Changchow to Chinkiang (45½ miles) on the 15th October.—Another cotton spinning mill commenced work at Wusih in April, with 10,000 spindles. Wusih now has two cotton mills and one flour mill.—The business of the I.P.O. continues to steadily expand: mail matter received and despatched has doubled; money orders issued and cashed have increased 32 per cent.; the mileage of postal lines opened is 34 per cent. longer; and the addition to the staff has been 50 per cent. The city now has three deliveries and five collections a day, and the 25 letter pillar-boxes erected at the busiest points in the city and suburbs are in great favour. 10 new agencies were opened inland, making in all three branch offices and 25 inland agencies in this district.

ALEC. W. CROSS,

Acting Commissioner of Customs.

SOOCHOW, 31st March 1908.

SOOCHOW TRADE STATISTICS.

I.—SHIPPING.

1°. Number and Tonnage of Vessels Entered and Cleared under each Flag at the Maritime Customs during 1907.

a.—Under General Regulations.

FLAG	ENTERED INWARDS.						CLEARED OUTWARDS.						TOTAL ENTERED AND CLEARED.	
	Steam-launches with Tows.		Sailing Vessels.		TOTAL.		Steam-launches with Tows.		Sailing Vessels.		TOTAL.			
	No.	Tons.	No.	Tons.	No.	Tons.	No.	Tons.	No.	Tons.	No.	Tons.	No.	Tons.
British.....	9	144	9	144	9	144	9	144	18	288
French.....	75	5,428	75	5,428	74	5,664	74	5,664	149	11,092
Japanese.....	888	49,292	888	49,292	866	48,800	866	48,800	1,754	98,092
Chinese.....	1,279	89,792	869	18,249	2,148	108,041	1,250	85,968	427	8,967	1,677	94,935	3,825	202,976
TOTAL.....	2,251	144,656	869	18,249	3,120	162,905	2,199	140,576	427	8,967	2,626	149,543	5,746	312,448

b.—Under Inland Steam Navigation Rules.

FLAG.	ENTERED INWARDS.		CLEARED OUTWARDS.		TOTAL ENTERED AND CLEARED.	
	Steam-launches with Tows.		Steam-launches with Tows.			
	No.	Tons.	No.	Tons.	No.	Tons.
British.....	7	112	7	112	14	224
French.....	48	824	48	768	96	1,592
German.....	1	16	1	16	2	32
Japanese.....	163	5,996	162	6,400	325	12,396
Chinese.....	1,164	28,228	1,175	31,372	2,339	59,600
TOTAL.....	1,383	35,176	1,393	38,668	2,776	73,844

2°. Number and Tonnage of Vessels Entered and Cleared at the Maritime Customs,
1898 to 1907.

a.—Under General Regulations.

YEAR.	ENTERED INWARDS.						CLEARED OUTWARDS.					
	Steam-launches with Tows.		Sailing Vessels.		TOTAL.		Steam-launches with Tows.		Sailing Vessels.		TOTAL.	
	No.	Tons.	No.	Tons.	No.	Tons.	No.	Tons.	No.	Tons.	No.	Tons.
1898.....	1,443	...	596	...	2,039	...	1,450	...	608	...	2,058	...
1899.....	1,500	...	828	...	2,328	...	1,484	...	727	...	2,211	...
1900.....	1,674	...	405	...	2,079	...	1,667	...	460	...	2,127	...
1901.....	1,952	...	864	...	2,816	...	1,946	...	903	...	2,849	...
1902.....	2,554	...	1,210	...	3,764	...	2,550	...	1,132	...	3,682	...
1903.....	2,716	...	1,210	...	3,926	...	2,690	...	937	...	3,627	...
1904.....	2,829	...	995	...	3,824	...	2,800	...	742	...	3,542	...
1905.....	3,187	300,799	513	8,366	3,700	309,165	3,138	295,944	609	2,114	3,747	298,058
1906.....	2,658	251,100	630	13,230	3,288	264,330	2,617	250,948	500	10,500	3,117	261,448
1907.....	2,251	144,656	869	18,249	3,120	162,905	2,199	140,576	427	8,967	2,626	149,543

b.—Under Inland Steam Navigation Rules.

YEAR.	ENTERED INWARDS.		CLEARED OUTWARDS.		TOTAL ENTERED AND CLEARED.	
	Steam-launches with Tows.		Steam-launches with Tows.			
	No.	Tons.	No.	Tons.	No.	Tons.
1898.....	11	...	12	...	23	...
1899.....	299	...	314	...	613	...
1900.....	530	...	540	...	1,070	...
1901.....	355	...	361	...	716	...
1902.....	523	...	524	...	1,047	...
1903.....	944	...	936	...	1,880	...
1904.....	1,310	...	1,338	...	2,648	...
1905.....	1,223	53,175	1,241	55,846	2,464	109,021
1906.....	1,390	50,990	1,399	56,838	2,789	107,828
1907.....	1,383	35,176	1,393	38,668	2,776	73,844

II.—VALUES.

1°. Gross and Net Values of the Maritime Customs Trade, 1905 to 1907.

	1905.		1906.		1907.	
	GROSS.	NET.	GROSS.	NET.	GROSS.	NET.
FOREIGN GOODS.	<i>Hk. Ts</i>	<i>Hk. Ts</i>	<i>Hk. Ts</i>	<i>Hk. Ts</i>	<i>Hk. Ts</i>	<i>Hk. Ts</i>
Imported from Foreign Countries and Hongkong.....	592,454		796,879		50,927	
Imported from Chinese Ports.....	604,581		928,475		629,974	
Total Foreign Imports.....	1,197,035		1,725,354		680,901	
Re-exported to Foreign Countries and Hongkong..	
Re-exported to Chinese Ports (chiefly to Shanghai)	722		106		1,987	
Total Foreign Re-exports.....	722		106		1,987	
Net Total Foreign Imports.....		1,196,313		1,725,248		678,914
NATIVE PRODUCE.						
Imported (chiefly from Shanghai).....	548,033		879,868		741,824	
Re-exported to Foreign Countries.....	
Re-exported to Chinese Ports.....	5,511		678		3,557	
Total Native Re-exports.....	5,511		678		3,557	
Net Total Native Imports.....		578,522		879,190		738,267
Native Produce of local origin Exported to Foreign Countries.....	
Native Produce of local origin Exported to Chinese Ports.....	2,465,178		3,125,542		2,950,365	
Total Exports of local origin.....		2,465,178		3,125,542		2,950,365
Gross Value of the Trade of the Port.....	4,246,246		5,730,764		4,373,090	
Net Value of the Trade of the Port, i.e., Foreign and Native Imports less Re-exports, and Native Exports of local origin.....		4,240,013		5,729,980		4,367,546

2°. Value of the Maritime Customs Trade, 1898 to 1907.

YEAR.	IMPORTS FROM		EXPORTS TO		TOTAL IMPORTS AND EXPORTS.	RE-EXPORTS.	TREASURE.		TRANSIT TRADE.	
	Foreign Countries.	Native Ports.	Foreign Countries.	Native Ports.			Imported.	Exported.	Inwards.	Outwards.
1898.....	...	859,572	...	669,273	1,528,845	1,421	1,167	4,576,615
1899.....	4,324	758,821	...	696,015	1,459,160	9,267	759,308	3,902,540	3,698	...
1900.....	1,771	502,849	...	671,996	1,176,616	2,671	1,198,515	4,600,439	600	...
1901.....	2,362	880,190	...	1,472,674	2,355,226	10,156	1,646,905	3,848,844	8,334	...
1902.....	1,214	1,093,048	...	1,449,086	2,543,348	17,139	2,801,313	6,425,963	9,644	...
1903.....	5,426	1,528,263	...	1,568,866	3,102,555	17,927	2,466,789	7,753,987	8,108	...
1904.....	3,336	1,260,519	...	1,883,911	3,147,766	16,187	1,690,482	8,244,757	4,088	...
1905.....	592,454	1,188,614	...	2,465,178	4,246,246	6,233	4,523,487	9,999,331	5,317	...
1906.....	796,879	1,808,343	...	3,125,542	5,730,764	784	3,430,819	8,370,588	3,653	...
1907.....	50,927	1,371,798	...	2,950,365	4,373,090	5,544	1,399,502	5,181,275	33	...

III.—IMPORTS.

Principal Articles imported through the Maritime Customs, 1898 to 1907.

DESCRIPTION OF GOODS.	Classifier of Quantity.	1898.	1899.	1900.	1901.	1902.	1903.	1904.	1905.	1906.	1907.
COTTON GOODS.											
Cotton Yarn, English.....	<i>Piculs</i>	...	6	3	21	6	3	17	53	96	132
" " Indian.....	"	12	14	6	6	18	12	15
" " Japanese.....	"	5	...	5	10	90	133	96
METALS.											
Copper Blanks.....	<i>Piculs</i>	10,173	13,941	...
" Ingots.....	"	5,900	8,544	...
Spelter.....	"	100	442	2,510	...
Zinc, Remelted.....	"	331
SUNDRIES.											
Candles.....	<i>Piculs</i>	6	10	19	175	93	556	756	988	634	567
Cigarettes.....	<i>Boxes</i>	608	1,402	4,700	25,900	32,100	33,500	49,074	63,148	92,094	102,856
Coal.....	<i>Tons</i>	11,624	18,397	5,937	13,188	16,680	19,072	13,981	18,439	23,750	23,269
Dyes, Aniline.....	<i>Value, Hk. Ts.</i>	777	1,816	1,929	2,432	2,258	4,632	4,746	4,574
Glass, Window.....	<i>Boxes</i>	17	1,359	1,854	2,353	2,687	2,411	3,271	2,765
Indigo.....	<i>Piculs</i>	995	2,331	1,430	3,150	1,809	1,051	830	945	814	694
Lamps and Lampware.....	<i>Value, Hk. Ts.</i>	4,615	6,539	5,407	6,869	6,249
Machinery and Fittings.....	"	1,795	3,180	2,060	8,385	28,987	48,945	33,056
Matches, Wood, Japan.....	<i>Gross</i>	50	245	19,200	49,013	65,473	41,456	23,483
Oil, Kerosene, American.....	<i>Galls.</i>	1,750	715	21,240	37,900	133,000	209,340	203,015	148,840	210,700	502,515
" " Borneo.....	"	37,200	165,250	161,350
" " " in bulk.....	"	55,760
" " Russian.....	"	10,000	6,100	116,550	220,950	61,200	5,000	13,500	21,000	1,500	60,250
" " Sumatra.....	"	35,500	17,250	52,250	259,500	399,450	461,170	609,610	593,620	235,700	120,500
" " " in bulk.....	"	40,760
Paper.....	<i>Piculs</i>	25	...	148	526	467	662	440	607
Prawns and Shrimps, Dried.....	"	34	380	606	766	440	440	490	390
Quartz (or Corundum Sand).....	"	535	579	893	827	1,108	958	862
Soap, Bar.....	"	189	18	34	888	355	1,935	2,684	2,309	2,662	2,432
Sugar, Brown.....	"	15	1,573	10,000	5,369	5,561	4,696	10,651	5,317
" White.....	"	...	85	...	382	1,952	3,961	4,088	3,291	12,228	6,904
" Refined.....	"	742	7,125	14,501	14,804	8,476	7,236	7,766	10,955
Umbrellas, Cotton.....	<i>Pieces</i>	2,064	23,520	16,452	10,338	14,218	16,429

IV.—EXPORTS.

Principal Articles exported through the Maritime Customs, 1898 to 1907.

DESCRIPTION OF GOODS.	Classifier of Quantity.	1898.	1899.	1900.	1901.	1902.	1903.	1904.	1905.	1906.	1907.
Cassia Flowers, Salted.....	Piculs	795	638	...	538	901	527	536	496	1,242	1,171
Clothing, Silk.....	"	2	...	2	4	2	8	9	2
Cloth, Native (Nankeens).....	"	2	37	13	26
Eggs, Preserved.....	Pieces	804,170	691,334	580,620	1,232,000	1,443,216	996,055	805,740	918,200	1,384,320	1,249,080
Hams.....	Pieces	375	841	765	654	888	75	545
Jadestoneware.....	{ Value, Hk. Ts }	1,396	3,042	7,189	5,585	8,651	13,866	11,403
Pipes, Brass and White Metal....	Pieces	9,490	2,874	1,461	...	3,204	3,923	3,582	7,233	7,536	3,876
Rape Seed Cake.....	Piculs	881	649	...	2,578	8,542	6,186	58,247	79,578	121,473	131,223
Seed, Cotton.....	"	...	1,200	5,000	6,479	2,128	29,700	31,450	...
Silk, Raw, White.....	"	87	16	12	53	...	1	686	605	511	525
" " Steam Filature.....	"	350	445	708	385	678	672	898	616	868	466
" Cocoons.....	"	87	72	175	241	379	279	263	94	173	338
" Refuse or Waste.....	"	222	169	110	275	212	327	379	225	329	782
" Cocoons, Refuse.....	"	28	116	124	108	61	184	99	58	1	51
" Piece Goods.....	"	240	139	156	258	226	347	531	947	886	1,157
" Embroidery.....	"	...	4	4	8	14	30	39	65	69	63
" and Gold Embroidery.....	"	2	2	2	7	9	21	37	46	19	16
" " Cotton Mixtures.....	"	13	13	13	19	29
" Tassels.....	"	3	8	4	8	9
" Fiddle-strings.....	"	3	10	...	8	15	10	...
" Thread.....	"	5	1	...	2	4	12	27	42	46	30
" Ribbons.....	"	...	1	...	1	1	10	12	10	15	13
" Products, Unclassed.....	{ Value, Hk. Ts }	5,056	3,959	3,772	2,530
Spectacles.....	Pairs	14,567	26,605	66,713	69,241	50,704
Tea, Black.....	Piculs	248	150	171	979	517	337	878	1,661	809	231
" Green.....	"	4,974	4,178	1,377	22,400	16,218	16,002	10,830	19,104	24,998	13,661

V.—INLAND TRANSIT.

Provinces to which Foreign Goods were forwarded under Transit Pass during 1907.

PROVINCE.	NO. OF PASSES.	VALUE.	TRANSIT DUES.
Kiangsu.....	1	Hk. Ts 33	Hk. Ts 0.750

VI.—REVENUE.

1°. Dues and Duties collected under each Flag by the Maritime Customs during 1907.

FLAG.	IMPORT.	EXPORT.	COAST TRADE.	TONNAGE.	TRANSIT.	OPIUM LIKIN.	TOTAL.
	<i>Hk. ₤s</i>	<i>Hk. ₤s</i>	<i>Hk. ₤s</i>	<i>Hk. ₤s</i>	<i>Hk. ₤s</i>	<i>Hk. ₤s</i>	<i>Hk. ₤s</i>
American	10.350	10.350
British.....	690.559	...	5.036	5.700	701.295
French.....	2,258.351	2,742.611	378.869	7.300	5,387.131
German	264.041	264.041
Japanese	8,705.291	19,189.886	2,500.161	23.500	30,418.838
Chinese	18,152.280	37,463.779	13,013.339	49.500	0.750	...	68,679.648
On Opium.....
TOTAL.....	30,080.872	59,396.276	15,897.405	86.000	0.750	...	105,461.303 *

No Drawbacks marked for cash payment during the year.

2°. Dues and Duties collected by the Maritime Customs, 1898 to 1907.

YEAR.	IMPORT (exclusive of Opium).	EXPORT (exclusive of Opium).	COAST TRADE (exclusive of Opium)	OPIUM (Import, Export, and Coast Trade).	TONNAGE.	TRANSIT.	OPIUM LIKIN.	TOTAL.
	<i>Hk. ₤s</i>	<i>Hk. ₤s</i>	<i>Hk. ₤s</i>	<i>Hk. ₤s</i>	<i>Hk. ₤s</i>	<i>Hk. ₤s</i>	<i>Hk. ₤s</i>	<i>Hk. ₤s</i>
1898.....	1,837.608	25,422.522	3,230.095	23,003.401	2.164	...	61,342.400	114,838.190
1899.....	3,264.641	19,736.529	4,954.596	8,038.125	22.470	27.258	21,315.000	57,358.619
1900.....	2,558.658	15,816.788	4,443.793	3,492.000	28.561	3.125	9,312.000	35,654.925
1901.....	8,151.825	75,993.632	6,720.321	625.150	45.684	51.644	1,632.000	93,220.256
1902.....	15,021.840	44,201.517	8,530.787	43.520	77.241	54.772	104.000	68,033.677
1903.....	18,010.817	40,152.267	12,417.987	45.821	94.048	40.375	...	70,761.315
1904.....	20,620.400	46,325.463	11,474.304	40.439	175.900	44.290	19.000	78,699.796
1905.....	24,308.904	61,307.747	12,823.394	...	225.000	119.186	...	98,784.231
1906.....	32,402.699	76,246.915	14,462.098	...	155.200	120.956	...	123,387.868
1907.....	30,080.872	59,396.276	15,897.405	...	86.000	0.750	...	105,461.303

VII.—TREASURE.

Treasure imported and exported during 1907.

COUNTRIES FROM WHICH IMPORTED AND TO WHICH EXPORTED.	IMPORTS.							
	GOLD.			SILVER.			COPPER.	GRAND TOTAL.
	In Bars, Dust, etc.	In Coin.	TOTAL.	In Bars and Sycee.	In Coin.	TOTAL.	In Coin.	
<i>Hk. Ts.</i>	<i>Hk. Ts.</i>	<i>Hk. Ts.</i>	<i>Hk. Ts.</i>	<i>Hk. Ts.</i>	<i>Hk. Ts.</i>	<i>Hk. Ts.</i>	<i>Hk. Ts.</i>	
FOREIGN COUNTRIES.....
CHINA.								
Shanghai.....	418,000	81,000	499,000	58,200	557,200
Hangchow.....	44,500	664,562	709,062	...	709,062
Chinkiang.....	69,000	...	69,000	64,240	133,240
Inland Waters places.....
Total: China.....	531,500	745,562	1,277,062	122,440	1,399,502
GRAND TOTAL.....	531,500	745,562	1,277,062	122,440	1,399,502
	EXPORTS.							
FOREIGN COUNTRIES.....
CHINA.								
Shanghai.....	975,000	1,011,000	1,986,000	4,500	1,990,500
Hangchow.....	2,309,600	518,675	2,828,275	...	2,828,275
Chinkiang.....
Inland Waters places.....	362,500	362,500	...	362,500
Total: China.....	3,284,600	1,892,175	5,176,775	4,500	5,181,275
GRAND TOTAL.....	3,284,600	1,892,175	5,176,775	4,500	5,181,275

VIII.—PASSENGER TRAFFIC.

1°. Passenger Traffic during 1907.

	PASSENGERS TO		PASSENGERS FROM	
	Foreigners.	Natives.	Foreigners.	Natives.
Shanghai and Stations <i>en route</i>	249	119,633	708	135,965
Hangchow " "	53	39,200	66	51,887
Inland Waters places.....	23	52,365	20	51,368
TOTAL.....	325	211,198	794	239,220

2°. Passenger Traffic, 1899 to 1907.

YEAR.	PASSENGERS TO				PASSENGERS FROM				TOTAL TO AND FROM.
	Shanghai.	Hangchow.	Inland Waters Places.	TOTAL.	Shanghai.	Hangchow.	Inland Waters Places.	TOTAL.	
1899.....	133,822	18,363	6,355	158,540	119,769	16,704	4,313	140,786	299,326
1900.....	147,213	21,618	20,928	189,759	130,886	19,296	18,563	168,745	358,504
1901.....	150,872	25,291	7,841	184,004	143,900	26,632	7,011	177,543	361,547
1902.....	196,262	26,692	16,380	239,334	197,832	34,196	14,898	246,926	486,260
1903.....	237,341	32,561	27,642	297,544	235,624	33,972	25,555	295,151	592,695
1904.....	226,726	33,046	51,527	311,299	226,448	36,257	46,574	309,279	620,578
1905.....	238,747	45,614	45,089	329,450	229,395	51,338	41,096	321,819	651,269
1906.....	181,209	38,466	50,477	270,152	205,918	43,944	44,887	294,749	564,901
1907.....	119,882	39,253	52,388	211,523	136,673	51,953	51,388	240,014	451,537

HANGCHOW TRADE REPORT.

1°. LOCAL.—After two very lean years, in which a large shrinkage of the revenue under all its heads was experienced, trade revived again during 1907 and almost came up to the record year, 1904, attaining, as far as values are concerned, in the amount of *Hk.Tts.* 20,000,000, the highest figure since the port was opened. Whether our present increase is due to a lesser quantity of goods having passed through the likin offices, or whether the general trade of the port has really augmented to such an extent, is impossible to say as long as no reliable likin statistics are available. The Custom House at Hangchow is simply an opposition establishment to the likin collectorate; and while likin charges are adjustable to circumstances and Customs duties are fixed, the likin offices endeavour, for obvious reasons, to keep their charges slightly below our rates. It is therefore wellnigh impossible to give any reliable figures for the balance of trade of this port. Taking, however, only our Customs statistics into consideration, we find that a very good silk crop and a fairly good tea season were evidently chiefly responsible for the apparent prosperity and expansion of both the export and import trade. No doubt the profits realised on tea and silk must have been sufficient to cover at least the increase in imports, which nevertheless remains a surprising fact in face of the dearness of rice and other foodstuffs and the general enhanced cost of living, which can be roughly calculated now as having doubled during the last 10 years. While cost of living has gone up to such an enormous extent and taxes are as high as they can possibly be, wages have not increased in the same proportion; it follows therefore that the average labourer has barely sufficient to meet his daily wants, let alone purchase more than absolute necessities. The rice crop of 1907, which promised exceedingly well at first, was greatly spoilt by the rainy weather prevalent during harvesting time. A great part of the rice was ripe early and could have been cut and harvested before the *shuang-chiang* festival, which fell this year on the 24th October; but old custom forbade any earlier harvesting, with the result that a good deal of the crop was allowed to rot on the fields. Report, however, says that the rice harvested would have been still sufficient to ensure its sale at a reasonable price, but that great quantities were clandestinely exported by junks to Japan from unopened places on the coast, until the Governor sent a gunboat to patrol and stop this illicit traffic. Unless this secret traffic in rice is effectually stopped, the price of the staple food of China must go up to the same figure as it is sold in Japan, with the deduction of the cost of transport—and that is far too high for the ordinary Chinese labourer.

2°. REVENUE.—The total collection during the year amounted to *Hk.Tts.* 685,646, showing an increase over that for 1906 of *Hk.Tts.* 108,436 and only some *Hk.Tts.* 17,000 below that of the best year, 1904. The significance of these figures is accentuated by the fact that the duty and likin collected on opium during the year was *Hk.Tts.* 90,000 less than in 1904, while only *Hk.Tts.* 9,000 more than in 1906 was collected on the drug. Imports and exports (exclusive of opium) shared about equally in the increase over the figures for the previous year.

3°. FOREIGN TRADE.—Direct foreign imports are few, as most foreign goods come from Shanghai under drawback, being practically Shanghai re-exports. The direct foreign import trade is represented by Japanese cotton goods and umbrellas, household stores, etc., imported mostly by the foreign community, and some tin in slabs from the Straits Settlements, used for the manufacture of joss paper, etc., principally in the Shaohing district. There are no direct exports to foreign countries.

4°. COAST TRADE.—(a.) *Original Shipments Coastwise.*—Fine, dry weather, without any sudden changes in the temperature during May, ensured what was probably one of the best cocoon crops on record, resulting in an average selling price of \$40 per picul for fresh cocoons. So large was the crop that mulberry leaves sold at \$3 per picul and in some further parts of the country even as high as \$6 and \$7. The export of cocoons was correspondingly large, being the highest since the port was opened, namely, 2,227 piculs—dried, of course, and representing nearly 7,000 piculs of the fresh ones. The whole of these shipments, which went through the Customs, were intended for Japan, while the Shanghai filatures, who also buy in this district, export their cocoons under transit passes issued by the Shanghai Customs or through the likin office. Of steam filature raw silk, 632 piculs were exported, the outturn of the Chinese factory at Tangsi, a place about 12 miles to the north of Hangchow on the Grand Canal. Raw and thrown silk appears with 1,728 piculs, and refuse silk, with 11,046 piculs, the latter especially showing a large increase over the figures for previous years. The tea season commenced on the 7th June, and the crop was not a particularly good one. Unfired tea alone showed a considerable increase, namely, 4,000 piculs more than in 1906. This tea goes partly direct to the north of China for local consumption, and partly first to Foochow to be there scented and then to be eventually shipped North also. Amongst the other local products showing an increase, cabbage cake deserves special mention, with an advance of 128,000 piculs over the 1906 figures; nearly all of this goes to Japan to be used for manure. The cotton crop, slightly better than that of the previous two years, was still far below the average. The particulars of the work of the Hangchow Cotton Mill, as kindly supplied by the manager, are: "The total output consisted of 7,500 bales, or 22,500 piculs, with an average sale price of *Sh. Tts.* 72 per bale, while the average price of raw cotton was *Sh. Tts.* 19 per picul. 30 per cent. of the total output remained in stock, owing to dull trade, so that the mill had to shut down, working now only eight out of the 12 months."

(b.) *Reshipments Coastwise.*—No remarks.

(c.) *Coastwise Arrivals.*—The value of imports, all of which come from or *via* Shanghai, amounted to *Hk. Tts.* 9,248,611, of which amount about half represented foreign and the other half native produce. 1,683 piculs of opium were imported, mostly Malwa, constituting an insignificant increase over the figures of last year. Opium all pays duty at Kashing and contributes with the amount of *Hk. Tts.* 184,217 collected on the drug about half of the revenue of that station. Next in importance come kerosene oil and sugar. Of the former, 3,382,960 gallons were imported, over two-thirds being American, nearly one-third Sumatra, and 20,900 gallons Russian. Beyond stating that the amount imported equals the highest on record, in the year 1901, it is useless to make comparisons or draw conclusions, since the kerosene guilds are continually making contracts with the likin office, paying a lump sum for all importations of oil. The Asiatic Petroleum Company completed in July their installation of two tanks and filling-shed about a mile north of the Hangchow Settlement, on the opposite side of the Canal. The tanks are kept supplied from Shanghai by a tank-*barge*, the *Asia*, driven by an internal combustion engine using kerosene as fuel. The sugar imported amounted to 354,050 piculs, of which 95,354 piculs were brown; this is an increase of nearly 80,000 piculs over the arrivals in 1906 and the highest figure on record. Nearly all the other principal imports show an advance over the figures for 1906, but none call for special mention.

5°. INLAND TRANSIT.—(a.) *Inwards.*—6,542 passes were issued during the year, against 5,653 in 1906, and the dues collected show an increase of nearly *Hk. Tts.* 2,000. The greater part of the increase is due to the fact that transit passes were for the first time issued by the Kashing

station, and were demanded there to carry goods *viâ* Haining to places on the Chientang River. Merchants found that they could by this mode of transport effect a saving over the old route through the likin office and *viâ* Hangchow; the likin officials, however, were not slow to reduce their charges and the issue of passes at Kashing soon stopped again.

(b.) *Outwards*.—For the first time since the port was opened outward transit passes were applied for. A Japanese camphor firm, having its head-quarters at Amoy, applied for passes to transport their camphor from Chüchow (衢州). Four passes in all were issued, but only two made use of, covering 150 piculs; and it is highly improbable that the venture will develop into business on a large scale, as the Japanese who went to collect the camphor inland soon encountered difficulties with the local officials, etc.

6°. SHIPPING.—(a.) *Under General Regulations*.—The number of steam-launches entered and cleared is practically fixed: there are three Shanghai launches daily clearing and entering, and also two daily from and to Soochow. The former all take the same route, by the Grand Canal *viâ* Kashing and thence to Shanghai by the Whangpoo River, while of the Soochow launches, one goes *viâ* Kashing and the other branches off just before reaching Tangsi (塘棲) and proceeds to Soochow *viâ* Nanzü. Periodically a new company makes an attempt to run an opposition, and is either bought off by the existing three-company combination or is run off by lowered rates. There is, however, some improvement visible in the launch service, as the launches now used are larger and more powerful, evidenced by the better time kept.

(b.) *Under Inland Steam Navigation Rules*.—There was a gratifying increase under this heading over the totals for 1906 and former years, namely, 96 under "cleared" and 104 under "entered." These numbers are made up by a daily service between Kashing and Siashih (峽石), and by a line running on alternate days between Hangchow and Huchow *viâ* Tangsi (塘棲), Sinshih (新市), Shwanglin (雙林), and connecting at Huchow with another line to and from Changchow (常州). This same route had been tried several times in former years, but always had to be given up on account of insufficient profit: another reason is that the waterways are silted up to such an extent that only a few are at all passable for launches, while the rest are reserved for the hundreds of shallow-draught hong-boats plying in all directions.

7°. PASSENGER TRAFFIC.—No remarks.

8°. TREASURE.—The movement of treasure shows an increase of *Hk.Tls.* 2,500,000 for imports and exports together over the figures for 1906, the balance being this time in favour of imports to almost *Hk.Tls.* 400,000. There was only one shipment of copper coins to Ningpo *viâ* Shanghai, to the amount of *Hk.Tls.* 68,000, against *Hk.Tls.* 280,000 in 1906. Towards the end of the year a great scarcity of dollars made itself felt at Hangchow, causing so much inconvenience that the local banks petitioned the Governor to temporarily prohibit the export of dollars to Shanghai, a business which, through the high sycee exchange then prevailing, offered great inducement at the time. The exchange of subsidiary coinage—silver and copper—varied little from that of previous years. The silver coinage stood at the beginning of the year at \$1: 11.23, gradually falling till 11.70 in August, rising rather suddenly at the end of the year to 10.89. Copper coin, practically only 1-cent pieces, stood in January at \$1: 104 and gradually fell to 111 in December.

9°. OPIUM.—The opium divans in Hangchow were officially closed on the 8th August, and on the 22nd September a bonfire was made of thousands of pipes and smoking implements stacked up in three huge pyramids in an open space within the city, to which ceremony a good many officials and representatives of the local gentry had assembled to hear or read the speeches. But there is no decrease in the importation of the drug, as the duty-paying importation amounted

to 1,683 piculs, to which must be added 402 piculs on which duty and likin were paid at Shanghai, while the import of 1906 was only 1,603 piculs, or 482 piculs below the importation during the year under review. The import of native opium passing through the Customs is insignificant, but is also increasing latterly.

10°. MISCELLANEOUS.—Rains and floods of former decades have silted up the magnificent waterways of this part of the province to such an extent that a stage has been reached when the water in them is either too low for unobstructed traffic or too high for the safety of the crops. While the former condition is particularly obnoxious in the Grand Canal at Shihmen (石門), Shihmenwan (石門灣), and Kashing, forcing the regular launches often to make long *détours*, the latter condition brings forward complaints by farmers and riparian owners that the wash from the launches propellers breaks the flimsy banks and admits the water to their low-level fields. Both difficulties could be easily remedied by dredging, and thus increasing the holding capacity of the canals, and by repairing the magnificent water reservoir at Yühang (餘杭). But beyond a little scraping at the worst places, and notwithstanding continuous protests by all concerned, the local government has made no attempt to alleviate this evil, and dispassionately allows these artificial canals, in which grandeur of conception and originality in construction are not equalled by any others in the world, gradually and surely to decay and to fall into complete ruin. Before Governor CHANG left he authorised the purchase of a dredger from local accounts, and a scheme to raise necessary running expenses was arranged by the Customs with the local officials—only to sink into oblivion again, as there were not sufficient funds available.—Without wanting to go minutely into the anti-railway loan agitation, details of which were more than sufficiently published by the various foreign and Chinese newspapers, it is necessary to mention that the agitators who indulged in all the inflammatory speeches belonged mostly to the new class of irresponsible students, who are mainly, if not wholly, to blame for the general unrest caused in the province and the anti-foreign feeling now raised, from which this part of Chekiang had so far been exceptionally free. The actual work done by the so-called Chekiang Railway Company amounts to the completion of a single line 10 miles long, connecting the Foreign Settlement with the Chientang River *via* the south gate of the city. The rails used are reported to have been previously condemned by other railways, and the cars are little better than cattle trucks, miserably fitted up locally; while the fare charged is exorbitant, namely, 40 cents for the 10 miles. Four trains run daily, with three engines of the type used on small secondary railways at home, and are the only running-stock at present. The station buildings are fairly good, and the line, bad as it is, supplies a long-felt want of communication between city and Settlement and is extensively patronised by the natives. The line Hangchow-Shanghai exists so far only on paper, with the exception of about 10 miles from Hangchow, which is nearly completed. The route has been surveyed, and presents absolutely no engineering difficulties. It is, however, still unsettled whether the line will go *via* Pinghu (平湖) or *via* Kasha (嘉善).

P. VON TANNER,

Commissioner of Customs.

HANGCHOW, 24th March 1908.

HANGCHOW TRADE STATISTICS.

I.—SHIPPING.

1°. Number and Tonnage of Vessels Entered and Cleared under each Flag at the Maritime Customs during 1907.

a.—Under General Regulations.

FLAG.	ENTERED INWARDS.						CLEARED OUTWARDS.						TOTAL ENTERED AND CLEARED.	
	Steam-launches with Tows.		Sailing Vessels.		TOTAL.		Steam-launches with Tows.		Sailing Vessels.		TOTAL.			
	No.	Tons.	No.	Tons.	No.	Tons.	No.	Tons.	No.	Tons.	No.	Tons.	No.	Tons.
British.....	7	175	7	175	7	175	7	175	14	350
French.....	30	3,295	30	3,295	30	2,565	30	2,565	60	5,860
Japanese.....	998	94,821	998	94,821	998	92,663	998	92,663	1,996	187,484
Chinese.....	1,196	104,387	3,950	104,540	5,146	208,927	1,194	102,331	2,842	74,665	4,036	176,996	9,182	385,923
TOTAL.....	2,231	202,678	3,950	104,540	6,181	307,218	2,229	197,734	2,842	74,665	5,071	272,399	11,252	579,617

b.—Under Inland Steam Navigation Rules.

FLAG.	ENTERED INWARDS.		CLEARED OUTWARDS.		TOTAL ENTERED AND CLEARED.	
	Steam-launches with Tows.		Steam-launches with Tows.			
	No.	Tons.	No.	Tons.	No.	Tons.
British.....	6	22	5	19	11	41
Japanese.....	39	467	31	463	70	930
Chinese.....	465	8,656	467	8,587	932	17,243
TOTAL.....	510	9,145	503	9,067	1,013	18,214

2°. Number and Tonnage of Vessels Entered and Cleared at the Maritime Customs,
1898 to 1907.

a.—Under General Regulations.

YEAR.	ENTERED INWARDS.						CLEARED OUTWARDS.					
	Steam-launches with Tows.		Sailing Vessels.		TOTAL.		Steam-launches with Tows.		Sailing Vessels.		TOTAL.	
	No.	Tons.	No.	Tons.	No.	Tons.	No.	Tons.	No.	Tons.	No.	Tons.
1898.....	1,147	...	1,852	...	2,999	...	1,143	...	2,108	...	3,251	...
1899.....	1,033	...	3,709	...	4,742	...	1,033	...	4,152	...	5,185	...
1900.....	1,130	...	2,677	...	3,807	...	1,127	...	2,999	...	4,126	...
1901.....	1,544	...	3,611	...	5,155	...	1,547	...	3,748	...	5,295	...
1902.....	1,915	...	4,792	...	6,707	...	1,915	...	4,986	...	6,901	...
1903.....	1,882	...	4,758	...	6,640	...	1,882	...	4,605	...	6,487	...
1904.....	1,957	...	5,409	...	7,366	...	1,955	...	5,521	...	7,476	...
1905.....	2,277	191,887	2,335	63,580	4,612	255,467	2,279	187,138	2,369	64,015	4,648	251,153
1906.....	2,165	196,095	2,674	72,040	4,839	268,135	2,165	191,680	2,143	56,965	4,308	248,645
1907.....	2,231	202,678	3,950	104,540	6,181	307,218	2,229	197,734	2,842	74,665	5,071	272,399

b.—Under Inland Steam Navigation Rules.

YEAR.	ENTERED INWARDS.		CLEARED OUTWARDS.		TOTAL ENTERED AND CLEARED.	
	Steam-launches with Tows.		Steam-launches with Tows.		TOTAL ENTERED AND CLEARED.	
	No.	Tons.	No.	Tons.	No.	Tons.
1898.....
1899.....	11	...	11	...	22	...
1900.....	15	...	16	...	31	...
1901.....
1902.....
1903.....	108	...	108	...	216	...
1904.....	236	...	235	...	471	...
1905.....	427	12,407	428	12,174	855	24,581
1906.....	406	7,886	407	7,956	813	15,842
1907.....	510	9,145	503	9,067	1,013	18,214

II.—VALUES

1°. Gross and Net Values of the Maritime Customs Trade, 1905 to 1907.

	1905.		1906.		1907.	
	GROSS.	NET.	GROSS.	NET.	GROSS.	NET.
FOREIGN GOODS.	<i>Hk. \$s</i>	<i>Hk. \$s</i>	<i>Hk. \$s</i>	<i>Hk. \$s</i>	<i>Hk. \$s</i>	<i>Hk. \$s</i>
Imported from Foreign Countries and Hongkong.....	123,304	...	405,335	...	152,358	...
Imported from Chinese Ports.....	4,334,125	...	3,966,092	...	4,648,451	...
Total Foreign Imports	4,457,429	...	4,371,427	...	4,800,809	...
Re-exported to Foreign Countries and Hongkong..
Re-exported to Chinese Ports (chiefly to Shanghai)	18,907	...	16,547	...	11,809	...
Total Foreign Re-exports	18,907	...	16,547	...	11,809	...
Net Total Foreign Imports	4,438,522	...	4,354,880	...	4,789,000
NATIVE PRODUCE.						
Imported (chiefly from Shanghai).....	2,860,379	...	2,176,586	...	4,600,160	...
Re-exported to Foreign Countries.....
Re-exported to Chinese Ports.....	2,544	...	2,046	...	3,420	...
Total Native Re-exports	2,544	...	2,046	...	3,420	...
Net Total Native Imports	2,857,835	...	2,174,540	...	4,596,740
Native Produce of local origin Exported to Foreign Countries.....	391	...	454	...
Native Produce of local origin Exported to Chinese Ports.....	10,200,623	...	9,769,374	...	10,301,541	...
Total Exports of local origin	10,200,623	...	9,769,765	...	10,301,995
Gross Value of the Trade of the Port	17,518,431	...	16,317,778	...	19,702,964	...
Net Value of the Trade of the Port, i.e., Foreign and Native Imports less Re-exports, and Native Exports of local origin	17,496,980	...	16,299,185	...	19,687,735

2°. Value of the Maritime Customs Trade, 1898 to 1907.

YEAR.	IMPORTS FROM		EXPORTS TO		TOTAL IMPORTS AND EXPORTS.	RE-EXPORTS.	TREASURE.		TRANSIT TRADE.	
	Foreign Countries.	Native Ports.	Foreign Countries.	Native Ports.			Imported.	Exported.	Inwards.	Outwards.
	<i>Hk. \$s</i>	<i>Hk. \$s</i>	<i>Hk. \$s</i>	<i>Hk. \$s</i>	<i>Hk. \$s</i>	<i>Hk. \$s</i>	<i>Hk. \$s</i>	<i>Hk. \$s</i>	<i>Hk. \$s</i>	<i>Hk. \$s</i>
1898.....	43,252	2,919,967	...	5,033,245	7,996,464	2,985	1,182,651	675,333	196,173	...
1899.....	...	5,114,356	...	6,402,552	11,516,908	15,141	1,389,320	816,843	260,700	...
1900.....	...	4,678,202	...	4,785,371	9,463,573	29,802	2,070,795	610,505	184,385	...
1901.....	...	6,308,576	...	5,815,982	12,124,558	18,891	1,388,841	2,714,543	306,152	...
1902.....	...	7,199,577	...	7,125,445	14,325,022	15,539	2,926,900	2,771,121	339,180	...
1903.....	...	7,418,735	...	8,293,026	15,621,761	14,628	4,664,535	4,050,660	465,883	...
1904.....	...	8,602,249	...	9,158,519	17,760,768	13,106	3,378,153	5,632,509	503,212	...
1905.....	123,304	7,194,504	...	10,200,623	17,518,431	21,451	2,679,683	7,798,647	428,500	...
1906.....	405,335	6,142,678	391	9,769,374	16,317,778	18,593	3,787,632	4,357,077	383,917	...
1907.....	152,358	9,248,611	454	10,301,541	19,702,964	15,229	5,472,319	5,106,260	467,435	7,005

III.—IMPORTS.

Principal Articles imported through the Maritime Customs, 1898 to 1907.

DESCRIPTION OF GOODS.	Classifier of Quantity.	1898.	1899.	1900.	1901.	1902.	1903.	1904.	1905.	1906.	1907.
OPIUM.											
Malwa.....	Piculs	941	1,914	1,760	1,822	1,827	2,185	2,431	1,996	1,473	1,534
Patna.....	"	34	42	36	28	30	30	26	42	41	31
Benares.....	"	18	1	1	2	23	61	89	108
Persian.....	"	13	12	7
METALS.											
Iron, Nail-rod and Bars.....	Piculs	3,166	8,27	4,317	9,612	9,724	12,483	9,163	9,997	8,114	9,457
Tin, Slabs.....	"	7,799	3,451	3,629	5,837	1,345	5,271	4,536	2,991	1,020	2,436
SUNDRIES.											
Bicho de Mar.....	Piculs	46	166	374	862	862	1,207	1,225	1,219	1,228	1,358
Coal.....	Tons	9,191	17,694	7,941	11,489	16,626	21,983	13,814	17,281	17,770	17,943
Dyes, Aniline.....	{ Value, Hk. Tls. }	23,774	52,376	43,886	56,095	75,701	67,507	60,658	60,147	59,338	59,387
Fans, Palm-leaf.....	Pieces	964,630	1,737,110	2,459,300	2,128,280	1,774,300	2,094,430	2,116,500	1,315,000	1,842,200	2,022,950
Matches, Japan.....	Gross	309,645	386,700	328,000	501,200	402,690	557,450	413,960	361,456	395,181	329,659
Oil, Kerosene, American.....	Galls.	2,483,350	2,638,730	2,002,280	3,125,700	2,616,140	2,075,560	2,700,920	1,867,540	1,569,140	2,321,580
" " Russian.....	"	82,150	198,200	210,710	169,450	36,500	62,200	292,100	119,450	34,750	20,900
" " Sumatra.....	"	238,900	463,060	214,800	108,025	295,291	503,885	975,050	662,800	871,060	1,040,480
Prawns and Shrimps, Dried.....	Piculs	94	402	929	1,691	2,621	3,621	3,074	3,026	3,073	3,405
Sandalwood.....	"	485	1,297	1,035	2,102	2,933	2,865	2,669	2,061	2,320	2,739
Soap.....	{ Value, Hk. Tls. }	22,724	35,999	38,374	65,684	42,520	31,273	36,934	38,916	35,777	36,733
Sugar, Brown.....	Piculs	7,925	12,436	9,946	17,840	35,799	38,045	45,787	42,864	80,330	95,354
" White and Refined.....	"	13,983	23,141	37,089	101,199	147,924	161,777	179,798	167,210	195,808	258,666
Umbrellas, Cotton.....	Dozens	4,190	3,406	3,609	3,200	3,795	2,981	3,830	3,953	4,369	5,443

IV.—EXPORTS

Principal Articles exported through the Maritime Customs, 1898 to 1907.

DESCRIPTION OF GOODS.	Classifier of Quantity.	1898.	1899.	1900.	1901.	1902.	1903.	1904.	1905.	1906.	1907.
COTTON GOODS.*											
Cotton Yarn, Hangchow.....	Piculs	30	...	1,800	1,650	2,858	150	60	...	6	1,305
SUNDRIES.											
Cabbage Cake.....	Piculs	40,306	114,827	110,553	187,692	186,974	244,959	228,326	239,873	216,614	334,590
Charcoal.....	"	26,241	40,329	1,748	20,531	59,921	140,364	156,167	172,878	163,204	154,789
Cotton, Raw.....	"	653	9,206	2,147	5,102	9,395	11,496	19,761	4,185	2,185	5,936
Fans, Paper.....	Pieces	2,626,913	3,654,377	3,719,540	4,595,776	5,688,422	5,993,155	6,150,922	6,623,609	7,341,206	7,575,662
Firewood.....	Piculs	218,566	235,354	133,223	202,097	232,938	306,073	367,456	319,712	291,744	349,836
Hams.....	"	247	543	1,007	1,288	1,536	1,255	2,083	4,091	6,225	6,702
Hemp Sacking.....	Pieces	16,000	128,670	100,440	82,450	44,920	8,290	7,550	4,694	7,680	1,450
Medicines.....	{ Value, Hk. Tls. }	19,412	16,182	20,456	28,945	30,777	23,306	31,200	37,518	46,289	51,989
Samshu.....	Piculs	...	4,424	3,858	1,058	41	30	67
Seed, Cotton.....	"	...	25,586	10,950	14,022	7,500	23,400	13,310	22,760	33,500	15,700
Silk, Raw and Thrown.....	"	1,057	1,853	530	1,479	877	829	1,407	719	812	1,728
" " Steam Filature.....	"	...	377	773	382	675	755	921	386	410	632
" Cocoons.....	"	163	252	762	375	885	726	991	856	1,028	2,227
" Refuse.....	"	706	742	869	1,180	1,311	1,723	4,481	5,896	7,761	11,046
" Piece Goods.....	"	3,871	4,193	2,634	2,504	2,135	1,784	2,167	2,564	2,218	2,123
Tea, Green.....	"	76,393	75,274	73,385	82,054	103,035	116,816	104,644	98,543	92,485	92,343
" Dust.....	"	5,976	6,085	3,157	4,136	6,440	6,310	5,701	5,570	8,033	8,650
" Leaf, Unfired.....	"	4,615	4,642	4,304	3,697	6,103	8,489	6,583	8,045	9,877	13,918
Tobacco, Leaf.....	"	14,619	2,918	594	2,305	8,707	11,813	8,993	2,665	7,940	8,673
Wax, Yellow.....	"	109	202	183	236	188	221	86	277	156	252

* Steam Factory products.

V.—INLAND TRANSIT.

1°. Provinces to which Foreign Goods were forwarded under Transit Pass during 1907.

PROVINCE.	NO. OF PASSES.	VALUE.	TRANSIT DUES.
		<i>Hk. Ts</i>	<i>Hk. Ts</i>
Chekiang.....	3,391	238,413	5,929.935
Anhui.....	2,832	210,846	5,014.395
Kiangsi.....	270	14,048	341.524
Fukien.....	49	4,128	98.237
TOTAL.....	6,542	467,435	11,384.091

2°. Provinces from which Native Goods were brought under Transit Pass during 1907.

PROVINCE.	NO. OF PASSES.	VALUE.	TRANSIT DUES.
		<i>Hk. Ts</i>	<i>Hk. Ts</i>
Chekiang.....	2	7,005	56.250

VI.—REVENUE.

1°. Dues and Duties collected under each Flag by the Maritime Customs during 1907.

FLAG.	IMPORT.	EXPORT.	COAST TRADE.	TONNAGE.	TRANSIT.	OPIUM LIKIN.	TOTAL.
	<i>Hk. Ts</i>	<i>Hk. Ts</i>	<i>Hk. Ts</i>	<i>Hk. Ts</i>	<i>Hk. Ts</i>	<i>Hk. Ts</i>	<i>Hk. Ts</i>
British.....	737.400	737.400
French.....	1,203.392	4,854.371	185.504	0.600	6,243.867
Japanese.....	36,691.431	121,247.647	8,768.843	37.900	56.920	128,024.000	294,826.741
Chinese.....	130,481.964	141,050.675	44,667.563	47.000	11,383.421	5,962.650	333,593.273
On Opium.....	50,244.994	50,244.994
TOTAL.....	219,359.181	267,152.693	53,621.910	85.500	11,440.341	133,986.650	685,646.275 *

* No Drawbacks marked for cash payment during the year.

2°. Dues and Duties collected by the Maritime Customs, 1898 to 1907.

YEAR.	IMPORT (exclusive of Opium).	EXPORT (exclusive of Opium).	COAST TRADE (exclusive of Opium).	OPIUM (Import, Export, and Coast Trade).	TONNAGE.	TRANSIT.	OPIUM LIKIN.	TOTAL.
	<i>Hk. Ts</i>	<i>Hk. Ts</i>	<i>Hk. Ts</i>	<i>Hk. Ts</i>	<i>Hk. Ts</i>	<i>Hk. Ts</i>	<i>Hk. Ts</i>	<i>Hk. Ts</i>
1898.....	45,356.779	273,553.286	12,751.879	29,763.000	28.600	3,789.137	79,368.000	444,610.681
1899.....	51,537.284	293,195.984	30,798.622	58,701.000	25.300	5,165.612	156,536.000	595,959.802
1900.....	51,576.456	254,646.993	27,201.790	53,916.000	20.800	3,527.697	143,776.000	534,665.736
1901.....	84,380.276	289,537.853	34,975.759	55,546.650	25.100	5,538.442	148,124.400	618,128.480
1902.....	106,458.418	233,962.431	40,559.390	56,145.841	11.100	6,936.199	149,567.800	593,641.179
1903.....	120,236.707	235,016.922	47,411.351	66,821.974	52.200	9,859.217	178,135.300	657,533.671
1904.....	130,171.139	230,364.509	57,142.050	74,709.065	31.300	11,346.016	199,192.000	702,956.079
1905.....	117,988.695	217,636.716	39,109.880	62,789.727	42.900	9,920.100	167,416.000	614,904.018
1906.....	130,582.189	221,616.863	40,231.188	47,845.760	65.900	9,436.147	127,432.000	577,210.047
1907.....	169,114.187	267,152.693	53,621.910	50,244.994	85.500	11,440.341	133,986.650	685,646.275

VII.—TREASURE.

Treasure imported and exported during 1907.

COUNTRIES FROM WHICH IMPORTED AND TO WHICH EXPORTED.	IMPORTS.					EXPORTS.				
	SILVER.			COPPER.	TOTAL IMPORTS.	SILVER.			COPPER.	TOTAL EXPORTS.
	In Bars and Sycee.	In Coin.	TOTAL.	In Coin.		In Bars and Sycee.	In Coin.	TOTAL.	In Coin.	
	Hk. Ts	Hk. Ts	Hk. Ts	Hk. Ts	Hk. Ts	Hk. Ts	Hk. Ts	Hk. Ts	Hk. Ts	Hk. Ts
FOREIGN COUNTRIES.....
CHINA.										
Shanghai.....	2,560,153	505,733	3,065,886	...	3,065,886	1,664,856	2,752,066	4,416,922	68,000	4,484,922
Soochow.....	1,858,167	548,266	2,406,433	...	2,406,433	48,471	572,867	621,338	...	621,338
Total: China.....	4,418,320	1,053,999	5,472,319	...	5,472,319	1,713,327	3,324,933	5,038,260	68,000	5,106,260
GRAND TOTAL.....	4,418,320	1,053,999	5,472,319	...	5,472,319	1,713,327	3,324,933	5,038,260	68,000	5,106,260

VIII.—PASSENGER TRAFFIC.

Passenger Traffic during 1907.

	PASSENGERS TO		PASSENGERS FROM	
	Foreigners.	Natives.	Foreigners.	Natives.
Shanghai and Stations <i>en route</i>	438	109,875	487	99,153
Soochow " ".....	151	55,920	85	48,731
TOTAL.....	589	165,795	572	147,884

NINGPO TRADE REPORT.

1°. LOCAL.—A most prosperous year has, from a Customs standpoint, to be chronicled. The gross value of the trade of the port is a record one, being *Hk.Tts* 25,136,605, or over 2½ million taels more than the value reported in 1903, up to now the highest figure reached and nearly 6 million taels higher than the value of the 1906 trade. Business has been uniformly brisk but more especially so during the first half of the year, and was satisfactory on the whole, yielding fair profits to the native trading firms. Money was plentiful throughout the period and moderate rates of interest prevailed; there are no failures of note to record amongst the native banks or mercantile houses. The long-continued drought coming in the late spring and early summer acted prejudicially on the rice crop, which was reported to have been fully 40 per cent. below the average, and grain was consequently scarce and dear during the whole year, a *shih* of 140 catties selling for \$7.40, which was purchasable 10 years ago for less than \$5. The deficit had to be supplied from the producing districts in the Lower Yangtze Valley, large importations also coming here from Cochin China. The most potent influence upon our commercial history came from without—the decline in silver. Only a short time ago the white metal looked like having definitely passed the 30*l.* limit, and now it is back again to 25*l.* and less per ounce. Two causes have accidentally combined to bring about the present low price: the unfavourable harvest prospects in India, and the consequent decline in the demand for council bills, have eliminated the great consumer of silver—the Indian Government; and, on the other hand, the recent financial crisis in the United States prevents American producers from nursing their output, which is consequently being marketed without delay. In former times the fall in silver affected the trade of half the world; to-day the fall is practically confined to China, and it is of vast importance to merchants doing business with this country. The year cannot be classed as a healthy one, much sickness having occurred amongst natives and foreigners. Cholera was epidemic during the hot months, large numbers of Chinese succumbing to the infection, the disease being undoubtedly aggravated by the severe drought.

2°. REVENUE.—The year's collection—*Hk.Tts* 686,466—shows an increase in all branches and is *Hk.Tts* 96,119 better than that of 1906. Import duties, exclusive of opium, appreciated *Hk.Tts* 21,349; export duties, *Hk.Tts* 58,000; and transit dues, *Hk.Tts* 8,120. The total collection of duty and likin on foreign opium was *Hk.Tts* 160,842, against *Hk.Tts* 155,210 in the previous year. In passing, it is worthy of note that the tonnage dues receipts—*Hk.Tts* 11,437—have not before been approached.

3°. FOREIGN TRADE.—(a.) *Imports*.—The value of goods imported from foreign countries and Hongkong amounted to 5¼ million taels, exhibiting an increase over the previous year's figures of nearly 2 millions. The direct foreign trade has expanded considerably during the past few years, mainly owing to the increased sugar importations from Hongkong and the Philippines. The consignments of refined sugar, the bulk of which is destined for the large consuming districts around Shaohing, were of a total value of nearly a million taels, while the brown and white Ilo-Ilo sugars, mostly sent to the towns in the Chientang Valley, were worth about the same amount. As regards prices, importers appear on the whole satisfied with their operations, and the gains of the dealers are reported to have been substantial. A feature to be noted was the import of a few

thousand piculs of raw cotton of Japanese, Indian, and American provenance for one of the local mills. Other goods entered in our tables as imports from foreign countries were through consignments transhipped at Shanghai from vessels from foreign ports; these were not numerous, the only important item being tin.

(b.) *Exports* and (c.) *Re-exports*.—No remarks.

4°. COAST TRADE.—(a.) *Original Shipments Coastwise*.—A considerable development has taken place under this heading, the total value of exports to Chinese ports amounting to *Hk.Tts.* 8,927,893, an increase of *Hk.Tts.* 2,200,000 over the previous year's figures. The largest increases are to be found in the two principal staples—Pingsuey tea and cotton. Marked activity was characteristic of the cotton trade, which fortunately could be met owing to an abundant crop. No less than 154,748 piculs were shipped off, against 104,590 piculs in 1906. The cultivation of cotton has of late years been greatly extended in this province, and the Chekiang product is considered amongst the best grown in China. The quantity of Pingsuey tea exported was 105,836 piculs; in 1906 it was only 82,820 piculs. The business has not been to remunerative as expected, although the crop was pronounced good, sound, and useful, but lacking attractiveness in appearance. The cuttle-fish season was reported to have been a successful one, and the export figures are 25 per cent. higher than those of the previous year. A considerable quantity of the catch continues to be shipped direct from the Chusan Archipelago by junk to Shanghai and the Lower Yangtze ports. A large trade was done in rush hats for the French and American markets, nearly 6,000,000, valued at *Hk.Tts.* 70,000, having been sent to Shanghai for transhipment. Another satisfactory feature in the export trade was the marked progress in the shipments of cotton yarn—5,395 piculs,—the product of the two local spinning companies. Other exports call for no special comment.

(b.) *Reshipments Coastwise*.—Foreign goods to the value of *Hk.Tts.* 81,088 and native goods valued at *Hk.Tts.* 194,189 were re-exported to Shanghai and Wenchow, and consisted principally of artificial indigo, hemp, and medicines.

(c.) *Coastwise Arrivals*.—The total net value of coastwise arrivals is *Hk.Tts.* 10,740,504, an increase of nearly 20 per cent. over the 1906 total. Of this amount, *Hk.Tts.* 7,255,575 represent the value of foreign goods, almost all from Shanghai, and *Hk.Tts.* 3,484,929 the value of native goods. There was a general increase in almost all kinds of cotton piece goods, American drills alone showing any marked decline. Woollen manufactures fell off slightly. The trade in kerosene continues its growth, the import amounted to 2,770,000 gallons, distributed as follows: American, 1,662,400 gallons, and Sumatra, 1,107,600 gallons. The ever-increasing demand for flour, probably in a measure due to droughts and short rice crops, brought the import figures from 37,173 piculs in 1906 to 91,852 piculs in 1907. The greater part of this flour is used in the manufacture of cakes and vermicelli, which are largely consumed by all classes in this district.

5°. INLAND TRANSIT.—(a.) *Inwards*.—The total value of the goods sent inland under transit privileges amounted to *Hk.Tts.* 1,744,659. Chief among them were Indian yarn, grey and white shirtings, seaweed, and sugar. The number of passes issued was 24,125, and the duty collected amounted to *Hk.Tts.* 39,088.

(b.) *Outwards*.—Only 20 passes were issued, the value of the goods covered by them being *Hk.Tts.* 2,964.

6°. SHIPPING.—The figures show a great increase both in number of vessels and in tonnage compared with those of any previous year. The number of vessels registered for entry and clearance at the Custom House reached the figure of 1,538, representing a tonnage

of 1,731,245 tons; in 1906 the entries and clearances were 1,259, aggregating 1,226,273 tons. During the year 4,298 vessels entered and cleared from and to inland waters places.

7°. PASSENGER TRAFFIC.—The table shows a considerable increase in the movement of travellers for the year, the excess being more between the treaty than the inland ports. During the twelvemonth 261,461 passengers departed, principally to Shanghai, while 246,681 arrived from the same place, and the usual cheap fares of the previous two years were maintained. Inland waters vessels took away 261,054, and brought back 274,268, travellers during the same period.

8°. TREASURE.—The movements of treasure present no new features. The import of silver in dollars was valued at *Hk.Ts* 2,726,656, and dollars worth *Hk.Ts* 2,210,987 were sent away. No gold was either imported or exported. During the year the copper cents exchange varied between 106 and 112 pieces per dollar.

9°. OPIUM.—(a.) *Foreign*.—There was an increase of about 44 piculs in all kinds. The Malwa import advanced from 1,350 to 1,390 piculs, and Patna, from 47 to 66 piculs, while Benares fell from 22 to 7 piculs. The figures for the past five years are as follows:—

<u>1903.</u>	<u>1904.</u>	<u>1905.</u>	<u>1906.</u>	<u>1907.</u>
<i>Piculs.</i>	<i>Piculs.</i>	<i>Piculs.</i>	<i>Piculs.</i>	<i>Piculs.</i>
2,177	2,209	1,814	1,419	1,463

(b.) *Native*.—The import has been 179 piculs, as against 160 piculs in the preceding year; value *Hk.Ts* 390 per picul.

10°. MISCELLANEOUS.—Among new commercial enterprises, a soap and candle factory, completed during the year, is now in full working order and gives every promise of success. A match factory is also contemplated, but the shares have not yet been fully subscribed. The two cotton spinning companies report that business was unsatisfactory throughout the period; and the local flour mill continues to remain idle.—The Imperial Post Office has made further progress, and its sphere of usefulness has been extended to all places of any importance in the district. Money order transactions are steadily growing, and the system, supplying as it does a long-felt want, is becoming more and more popular with all classes. Our income has not yet quite reached the level of expenditure, but judging from present appearances, the year 1908 is likely to show a balance on the right side.—The police force, maintained for close on four decades by successive Taotais, continues to function in a satisfactory manner; but death has deprived us of the valuable services of the old controller, Major WATSON, who had been connected with the force since its first establishment.—The fires in the native city have been unusually numerous and destructive, and it is estimated that the foreign insurance companies have paid claims to the extent of some 130,000 taels. More stringent rules are now enforced in connexion with the acceptance of risks and payments of losses.

C. LENOX SIMPSON,

Commissioner of Customs.

NINGPO, 31st March 1908.

NINGPO TRADE STATISTICS.

I.—SHIPPING.

1°. Number and Tonnage of Vessels Entered and Cleared under each Flag at the Maritime Customs during 1907.

a.—Under General Regulations.

FLAG.	STEAMERS.													
	ENTERED INWARDS.						CLEARED OUTWARDS.						TOTAL ENTERED AND CLEARED.	
	With Cargo.		In Ballast.		TOTAL.		With Cargo.		In Ballast.		TOTAL.			
	No.	Tons.	No.	Tons.	No.	Tons.	No.	Tons.	No.	Tons.	No.	Tons.	No.	Tons.
British.....	221	271,712	12	12,533	233	284,245	159	197,363	73	86,448	232	283,811	465	568,056
French.....	151	260,777	2	3,454	153	264,231	149	257,323	4	6,908	153	264,231	306	528,462
German.....	3	5,031	3	72	6	5,103	3	5,031	3	5,031	9	10,134
Japanese.....	8	6,586	8	6,586	1	192	7	6,394	8	6,586	16	13,172
Norwegian.....	10	7,634	1	875	11	8,509	1	875	10	7,634	11	8,509	22	17,018
Chinese.....	190	242,716	46	38,082	236	280,798	189	242,582	47	37,671	236	280,253	472	561,051
Total: Steamers.....	583	794,456	64	55,016	647	849,472	499	698,335	144	150,086	643	848,421	1,290	1,697,893
	SAILING VESSELS.													
Chinese.....	122	16,114	2	562	124	16,676	122	16,228	2	448	124	16,676	248	33,352
Total: Sailing Vessels	122	16,114	2	562	124	16,676	122	16,228	2	448	124	16,676	248	33,352
GRAND TOTAL...	705	810,057	66	55,578	771	866,148	621	714,563	146	150,534	767	865,097	1,538	1,731,245

b.—Under Inland Steam Navigation Rules.

FLAG.	ENTERED INWARDS.						CLEARED OUTWARDS.						TOTAL ENTERED AND CLEARED.	
	With Cargo.		In Ballast.		TOTAL.		With Cargo.		In Ballast.		TOTAL.			
	No.	Tons.	No.	Tons.	No.	Tons.	No.	Tons.	No.	Tons.	No.	Tons.	No.	Tons.
British.....	66	23,156	8	2,576	74	25,732	73	25,522	2	644	75	26,166	149	51,898
German.....	608	17,172	608	17,172	608	17,172	608	17,172	1,216	34,344
Chinese.....	146	28,219	1,320	80,700	1,466	108,919	310	42,706	1,157	66,779	1,467	109,485	2,933	218,404
TOTAL.....	212	51,375	1,936	100,448	2,148	151,823	383	68,228	1,767	84,595	2,150	152,823	4,298	304,646

2°. Number and Tonnage of Vessels Entered and Cleared at the Maritime Customs,
1898 to 1907.

a.—Under General Regulations.

YEAR.	ENTERED INWARDS.						CLEARED OUTWARDS.					
	Steamers.		Sailing Vessels.		TOTAL.		Steamers.		Sailing Vessels.		TOTAL.	
	No.	Tons.	No.	Tons.	No.	Tons.	No.	Tons.	No.	Tons.	No.	Tons.
1898.....	405	474,378	151	20,034	556	494,412	402	474,285	143	18,822	545	493,107
1899.....	391	476,888	155	21,930	546	498,818	390	476,885	164	23,084	554	499,969
1900.....	386	474,860	166	23,723	552	498,583	386	474,860	162	22,940	548	497,800
1901.....	407	472,122	149	20,761	556	492,883	407	472,122	150	20,891	557	493,013
1902.....	425	500,576	141	20,144	566	520,720	425	500,576	143	20,656	568	521,232
1903.....	432	513,813	165	23,623	597	537,436	430	513,676	159	22,766	589	536,442
1904.....	428	510,597	163	22,772	591	532,869	425	510,464	170	23,217	595	533,681
1905.....	432	503,915	212	19,512	644	523,427	422	503,593	207	18,938	629	522,531
1906.....	497	595,364	131	17,716	628	613,080	499	595,372	132	17,821	631	613,193
1907.....	647	849,472	124	16,676	771	866,148	643	848,421	124	16,676	767	865,097

b.—Under Inland Steam Navigation Rules.

YEAR.	ENTERED INWARDS.		CLEARED OUTWARDS.		TOTAL ENTERED AND CLEARED.	
	No.	Tons.	No.	Tons.	No.	Tons.
1898.....	512	32,323	513	32,372	1,025	64,695
1899.....	803	46,291	804	46,340	1,607	92,631
1900.....	803	48,203	803	48,203	1,606	96,406
1901.....	903	50,865	903	50,865	1,806	101,730
1902.....	1,041	62,734	1,041	62,734	2,082	125,468
1903.....	1,544	91,442	1,545	91,472	3,089	182,914
1904.....	1,930	112,957	1,934	113,206	3,864	226,163
1905.....	2,254	112,462	2,255	112,536	4,509	224,998
1906.....	1,894	118,928	1,804	118,928	3,788	237,856
1907.....	2,148	151,823	2,150	152,823	4,298	304,646

3°. Number and Capacity of Vessels Entered and Cleared at the Native Customs during the
21st to 24th Periods (16th November 1906 to 5th November 1907).

		JUNKS.	
		No.	Piculs.
Entered.....		4,711	4,445,690
Cleared.....		4,626	4,437,690
Of Junks entered—		Of Junks cleared—	
87 were from Taiwan.		76 were for Taiwan.	
377 " " Northern Ports.		344 " " Northern Ports.	
1,208 " " Kiangsu.		1,256 " " Kiangsu.	
727 " " Fukien.		785 " " Fukien.	
2,312 " " Chekiang.		2,165 " " Chekiang.	
4,711 Entered.		4,626 Cleared.	

II.—VALUES.

1°. Gross and Net Values of the Maritime Customs Trade, 1905 to 1907.

	1905.		1906.		1907.	
	Gross.	NET.	Gross.	NET.	Gross.	NET.
FOREIGN GOODS.	<i>Hk. Tls</i>	<i>Hk. Tls</i>	<i>Hk. Tls</i>	<i>Hk. Tls</i>	<i>Hk. Tls</i>	<i>Hk. Tls</i>
Imported from Foreign Countries and Hongkong.....	2,891,326		3,290,438		5,261,116	
Imported from Chinese Ports.....	7,075,687		6,516,260		7,255,575	
Total Foreign Imports	9,967,013		9,806,698		12,516,691	
Re-exported to Foreign Countries and Hongkong...		163	
Re-exported to Chinese Ports (chiefly to Shanghai and Wenchow).....	98,731		117,799		81,088	
Total Foreign Re-exports	98,731		117,799		81,251	
Net Total Foreign Imports		9,868,282		9,688,899		12,435,440
NATIVE PRODUCE.						
Imported (chiefly from Shanghai, Hankow, and Canton).....	3,345,082		2,699,287		3,679,440	
Re-exported to Foreign Countries.....	...		4,301		322	
Re-exported to Chinese Ports.....	201,478		205,880		194,189	
Total Native Re-exports	201,478		210,181		194,511	
Net Total Native Imports		3,143,604		2,489,106		3,484,929
Native Produce of local origin Exported to Foreign Countries.....	5,130		12,771		12,581	
Native Produce of local origin Exported to Chinese Ports.....	6,146,614		6,726,582		8,927,893	
Total Exports of local origin		6,151,744		6,739,353		8,940,474
Gross Value of the Trade of the Port	19,463,839		19,245,338		25,136,605	
Net Value of the Trade of the Port, i.e., Foreign and Native Imports less Re-exports, and Native Exports of local origin		19,163,630		18,917,358		24,860,843

2°. Value of the Maritime Customs Trade, 1898 to 1907.

YEAR.	IMPORTS FROM		EXPORTS TO		TOTAL IMPORTS AND EXPORTS.	RE-EXPORTS.	TREASURE.		TRANSIT TRADE.	
	Foreign Countries.	Native Ports.	Foreign Countries.	Native Ports.			Imported.	Exported.	Inwards.	Outwards.
1898.....	<i>Hk. Tls</i> 747,662	<i>Hk. Tls</i> 9,803,929	<i>Hk. Tls</i> 12,048	<i>Hk. Tls</i> 3,980,729	<i>Hk. Tls</i> 14,544,368	<i>Hk. Tls</i> 125,834	<i>Hk. Tls</i> 1,290,317	<i>Hk. Tls</i> 2,886,469	<i>Hk. Tls</i> 1,473,549	<i>Hk. Tls</i> 4,562
1899.....	895,304	11,155,777	...	4,314,351	16,365,432	102,170	733,757	3,774,714	1,846,239	811
1900.....	947,673	9,520,522	...	4,945,996	15,414,191	186,811	782,131	1,725,438	1,660,144	1,130
1901.....	2,476,026	10,097,909	8,256	4,552,672	17,134,863	170,508	621,007	2,143,483	1,964,693	1,354
1902.....	2,724,475	9,346,639	39,899	7,441,767	19,552,780	193,516	240,731	818,870	1,561,791	2,908
1903.....	3,406,774	11,138,715	3,036	7,967,821	22,516,346	276,253	401,733	1,170,434	2,065,228	5,012
1904.....	2,739,217	10,811,238	24,876	7,976,265	21,551,596	254,184	173,746	482,417	1,532,819	2,559
1905.....	2,891,326	10,420,769	5,130	6,146,614	19,463,839	300,209	236,176	673,625	1,334,017	1,963
1906.....	3,290,438	9,215,547	12,771	6,726,582	19,245,338	327,980	726,020	1,180,518	1,374,095	10,395
1907.....	5,261,116	10,935,015	12,581	8,927,893	25,136,605	275,762	2,726,656	2,211,487	1,744,659	2,964

3°. Value of the Native Customs Trade during the 21st to 24th Periods
(16th November 1906 to 5th November 1907).

	21ST-24TH PERIODS.
—————	
IMPORTS.	
	<i>Hk. Ts</i>
Imported from Foreign Countries.....	73,659
Imported from Chinese Ports.....	5,602,217
TOTAL IMPORTS.....	5,675,876
—————	
EXPORTS.	
Native Produce of local origin Exported to Foreign Countries.....	83,562
Native Produce of local origin Exported to Chinese Ports.....	4,084,296
TOTAL EXPORTS OF LOCAL ORIGIN.....	4,167,858
TOTAL VALUE OF THE TRADE OF THE PORT.....	9,843,734

III.—IMPORTS.

1°. Principal Articles imported through the Maritime Customs, 1898 to 1907.

DESCRIPTION OF GOODS.	Classifier of Quantity.	1898.	1899.	1900.	1901.	1902.	1903.	1904.	1905.	1906.	1907.
OPIUM.											
Malwa.....	<i>Piculs</i>	3,382	3,228	2,445	2,244	1,882	2,107	2,165	1,727	1,350	1,390
Patna.....	"	142	95	91	89	85	35	20	41	47	66
Benares.....	"	41	56	23	34	22	35	24	46	22	7
COTTON GOODS.											
Shirtings, Grey.....	<i>Pieces</i>	452,891	478,415	399,965	428,618	333,979	443,254	418,324	445,128	420,931	449,004
Sheetings, American.....	"	37,306	51,205	45,070	68,935	69,370	85,731	52,850	93,050	63,984	80,785
Shirtings, White.....	"	70,245	69,199	72,020	103,625	92,441	112,920	119,499	127,091	123,486	139,933
White Irishes.....	"	40,117	45,520	35,870	19,145	13,142	12,089	17,968	18,672	15,455	14,992
Drills, American.....	"	24,300	28,775	23,632	36,729	26,244	35,615	36,975	41,709	39,885	28,562
English.....	"	5,025	5,565	2,380	2,875	870	1,070	630	835	1,710	6,430
T-Cloths.....	"	75,152	84,488	63,088	58,719	51,175	61,457	49,022	51,485	35,570	30,568
Chintzes and Furnitures.....	"	14,076	17,176	13,316	18,348	12,984	14,289	15,282	15,604	13,259	10,996
Cotton Yarn, English.....	<i>Piculs</i>	123	279	195	258	1,136	1,757	1,428	1,522	1,228	987
" Indian.....	"	1,632	2,306	1,899	7,022	7,150	14,915	10,058	5,004	5,658	6,138
" Japanese.....	"	2,249	2,544	3,277	3,769	2,345	6,740	5,391	2,176	1,132	1,098
WOOLLEN & COTTON MIXTURES.											
Union Italian Cloth, Plain and Figured.....	<i>Pieces</i>	3,900	5,188	3,350	4,197	2,615	1,859	1,530	2,246	2,834	1,588
WOOLLEN GOODS.											
Camlets, English.....	<i>Pieces</i>	2,507	2,789	2,799	2,830	2,000	1,894	2,030	2,080	1,820	1,490
Spanish Stripes.....	<i>Yards</i>	2,267	2,158	1,576	1,874	1,893	1,530
METALS.											
Iron, Nail-rod and Bars.....	<i>Piculs</i>	24,906	15,911	7,570	16,436	12,500	14,562	12,694	11,827	11,084	7,653
Lead, in Pigs.....	"	7,375	8,405	7,243	8,646	10,957	11,594	13,472	11,360	10,098	9,563
Tin, Slabs.....	"	16,937	16,862	13,019	35,171	24,112	36,317	29,869	23,808	11,989	23,319
SUNDRIES.											
Bicho de Mar.....	<i>Piculs</i>	2,040	2,109	1,801	2,088	1,740	1,819	1,535	1,031	1,533	1,498
Coal.....	<i>Tons</i>	15,134	16,578	15,671	14,903	9,055	14,495	12,350	8,511	18,681	18,429
Flour, American.....	<i>Piculs</i>	11,001	15,403	17,148	24,549	27,957	20,641	22,320	16,396	37,173	91,852
Ginseng.....	"	246	293	255	141	117	55	46	19	25	43
Indigo, Liquid.....	"	6,397	9,892	5,591	9,264	2,707	4,829	5,552	319	8,835	10,330
Lung-ngans, Dried.....	"	401	1,002	15	2,492	725	1,636	401	817	479	661
Mangrove Bark.....	"	41,666	55,568	62,119	51,542	41,435	57,479	53,103	47,563	54,795	42,284
Matches.....	<i>Gross</i>	369,125	309,895	323,200	415,895	322,750	30,312	310,350	214,360	320,645	331,523
Medicines.....	<i>Value, Hk. Ts.</i>	16,325	32,194	22,524	18,694	28,256	23,222	22,448	19,538	18,719	18,536
Oil, Kerosene, American.....	<i>Galls.</i>	1,291,445	1,111,585	1,182,230	1,870,600	1,561,200	1,102,720	1,109,300	1,169,500	1,168,250	1,662,400
" Russian.....	"	710,000	799,480	546,300	533,650	67,500	29,500	83,500	11,500	7,000	...
" Sumatra.....	"	671,200	982,350	907,390	1,287,150	1,472,200	1,797,760	1,953,615	1,690,600	1,152,170	1,107,600
Pepper, Black and White.....	<i>Piculs</i>	591	752	542	761	443	608	722	403	604	674
Rattans, Whole.....	"	6,256	7,158	7,425	9,420	3,556	6,485	6,251	6,017	6,987	5,246
Sapanwood.....	"	3,233	2,890	4,832	6,179	3,484	4,314	6,250	2,925	3,665	3,831
Seaweed.....	"	11,644	12,873	9,566	12,435	8,138	8,639	7,148	6,397	6,490	5,982
Sugar, Brown.....	"	115,952	149,831	104,020	120,544	196,040	134,919	156,534	168,863	282,169	226,999
" White.....	"	31,273	35,405	30,691	39,867	35,808	20,602	25,606	18,251	26,750	54,328
" Refined.....	"	87,901	105,426	79,803	157,843	211,028	156,475	146,357	154,578	174,900	192,027
" Candy.....	"	588	1,406	1,445	2,941	5,733	4,057	3,386	6,100	4,567	4,889
Wood, Ebony.....	"	912	2,022	372	1,078	1,168	996	1,619	695	615	543

2°. Principal Articles imported through the Native Customs during the 1st to 24th Periods
(11th November 1901 to 5th November 1907).

DESCRIPTION OF GOODS.	Classifier of Quantity.	1ST-4TH PERIODS.	5TH-8TH PERIODS.	9TH-12TH PERIODS.	13TH-16TH PERIODS.	17TH-20TH PERIODS.	21ST-24TH PERIODS.
Alum, White.....	Piculs	179,546	156,129	174,803	158,100	176,829	177,060
Beancake.....	"	136,002	120,775	115,566	108,532	99,206	43,632
Beans.....	"	61,620	82,222	47,561	68,800	68,799	37,979
Cotton, with Seed.....	"	25,303	16,342	21,011	17,590	29,642	28,347
Crockeryware.....	"	15,656	24,702	23,172	35,999	46,427	33,001
Cuttle-fish, Dried and Salt.....	"	20,828	15,289	3,302	24,412	14,172	23,034
Dates.....	"	82,766	88,792	109,023	88,335	102,285	68,282
Fish, Dried and Salt.....	"	52,081	96,884	94,336	102,901	96,903	86,692
" Fresh.....	"	132,224	95,463	104,602	103,052	112,341	117,049
Ground-nuts.....	"	13,387	14,460	9,477	14,055	14,414	11,848
Hemp.....	"	2,755	12,856	10,086	8,902	13,895	9,216
Lung-ngans, Dried.....	"	17,728	14,886	15,464	13,119	16,674	16,030
Medicines.....	{ Value, Hk. Tls }	117,108	106,771	85,168	82,008	69,914	70,676
Oil, Unclassed.....	Piculs	46,642	62,972	94,631	50,387	55,022	38,932
Pigs, Living.....	No.	93,279	93,146	102,915	97,856	109,678	73,405
Rice.....	Piculs	602,233	56,908	160,207	92,513	267,267	1,414
Sea Blubber.....	"	48,114	23,575	22,642	44,467	56,000	50,138
Seeds, Melon.....	"	17,333	27,765	34,689	19,646	73,439	14,943
Sugar, Brown.....	"	22,999	26,877	10,525	18,686	2,743	6,581
Vermicelli.....	"	17,973	21,299	23,039	23,846	22,360	25,578
Walnuts.....	"	14,589	15,910	15,098	19,604	17,686	14,175
Wheat.....	"	15,916	28,644	3,986	43,547	50,410	6,143
Wood, Poles.....	Pieces	766,480	962,561	1,199,827	1,199,196	1,197,865	1,088,109

IV.—EXPORTS.

1°. Principal Articles exported through the Maritime Customs, 1898 to 1907.

DESCRIPTION OF GOODS.	Classifier of Quantity.	1898.	1899.	1900.	1901.	1902.	1903.	1904.	1905.	1906.	1907.
COTTON GOODS.*											
Cotton Yarn, Ningpo.....	Piculs	2,141	3,209	2,301	1,329	1,887	763	570	435	1,159	5,395
SUNDRIES.											
Alum, White.....	Piculs	79,729	81,910	71,771	76,341	78,824	50,506	70,012	79,414	92,352	72,421
Cotton Cloth, Fancy.....	Pieces	690	10,539	8,727	21,004	20,212	22,458	12,369
" Raw.....	Piculs	70,999	64,846	115,984	69,784	129,734	116,606	124,071	88,650	104,590	154,748
Cuttle-fish.....	"	39,100	17,037	36,850	22,485	26,990	6,145	3,177	15,162	20,759	25,071
Fans, Paper.....	Pieces	2,821,750	1,857,643	1,561,922	2,278,785	1,883,819	2,140,302	2,189,828	1,648,070	1,509,493	2,253,776
Fish Glue.....	Piculs	1,328	1,421	395	895	1,115	1,299	1,256	1,205	1,312	1,043
" Maws.....	"	1,092	1,428	839	1,436	1,349	1,112	1,120	1,263	1,338	1,437
Hats, Rush.....	Pieces	3,064,306	3,101,411	7,437,853	7,198,560	3,004,300	3,456,174	2,125,566	3,413,940	5,475,415	5,872,869
Mats, ".....	"	1,612,692	2,045,156	1,926,979	1,734,560	2,516,659	2,349,766	2,566,218	2,291,819	2,187,788	2,223,421
Matting.....	Rolls	14,492	7,148	8,786	10,521	6,043	7,107	5,818	3,365	5,506	3,556
Medicines.....	{ Value, Hk. Tls }	283,603	306,963	350,265	440,307	480,230	471,733	483,501	437,828	390,855	449,501
Mussels, Dried.....	Piculs	688	744	468	485	609	579	411	506	514	575
Oil, Ground-nut.....	"	33,241	8,837	5,631	10,949	8,741	6,961	5,529	...	4,764	23,754
Paper, Joss.....	"	2,063	2,211	3,204	3,316	4,608	6,635	6,920	9,596	9,119	9,837
Samshu.....	"	7,372	4,239	6,485	13,163	7,825	5,262	8,244	7,849	13,516	13,055
Silk Piece Goods.....	"	394	379	246	358	368	242	376	412	486	391
Tea, Green, Pichow.....	"	3,561	299	254	753
" Pingsuey.....	"	50,084	79,005	68,633	60,072	93,537	114,222	98,172	87,029	82,820	105,836
" Leaf.....	"	385	295	...	370	585	351	144	653	1,235	1,477
Umbrellas, Paper.....	Pieces	232,090	163,680	103,202	128,200	197,640	183,753	131,486	135,310	92,440	122,280

* Steam Factory products.

2°. Principal Articles exported through the Native Customs during the 1st to 24th Periods
(11th November 1901 to 5th November 1907).

DESCRIPTION OF GOODS.	Classifier of Quantity.	1ST-4TH PERIODS.	5TH-8TH PERIODS.	9TH-12TH PERIODS.	13TH-16TH PERIODS.	17TH-20TH PERIODS.	21ST-24TH PERIODS.
Bamboo Poles.....	<i>Pieces</i>	344,533	433,044	385,295	340,152	561,077	346,339
Beancurd.....	<i>Piculs</i>	16,388	16,645	16,646	15,952	15,296	13,410
Chinaware, Fine.....	"	19,159	13,527	9,140	11,230	12,768	12,562
Cloth, Native.....	<i>Pieces</i>	186,507	185,207	198,739	188,963	203,761	214,981
Cotton, Raw.....	<i>Piculs</i>	14,061	16,756	16,191	24,859	18,783	13,230
" Yarn, Ningpo.....	"	2,476	5,721	3,657	2,574	3,179	3,563
Mats, Rush.....	<i>Pieces</i>	1,695,885	2,181,710	1,966,550	1,796,349	2,033,038	2,097,407
Medicines.....	<i>Value, Hk. Ts</i>	161,295	170,831	167,580	204,508	145,643	130,647
Oil, Bean.....	<i>Piculs</i>	5,324	4,604	8,424	6,327	8,421	3,949
" Ground-nut.....	"	10,432	14,728	14,382	9,853	12,498	5,867
Paper, 1st Quality.....	"	12,179	5,658	9,349	6,842	15,830	8,740
" 2nd	"	288,626	27,730	302,314	221,764	320,187	258,568
" Joss.....	"	23,523	23,344	23,184	21,765	15,733	14,590
Sanshu.....	"	60,468	73,141	65,782	50,514	55,108	57,881

V.—INLAND TRANSIT.

1°. Provinces to which Foreign Goods were forwarded under Transit Pass during 1907.

PROVINCE.	NO. OF PASSES.	VALUE.	TRANSIT DUES.
Chekiang.....	20,353	<i>Hk. Ts</i> 1,633,777	<i>Hk. Ts</i> 36,337.383
Anhwei.....	1,446	41,079	1,002.387
Kiangsi.....	2,326	69,803	1,747.977
TOTAL.....	24,125	1,744,659	39,087.747

2°. Provinces from which Native Goods were brought under Transit Pass during 1907.

PROVINCE.	NO. OF PASSES.	VALUE.	TRANSIT DUES.
Chekiang.....	20	<i>Hk. Ts</i> 2,964	<i>Hk. Ts</i> 41.808

VI.—REVENUE.

1°. Dues and Duties collected under each Flag by the Maritime Customs during 1907.

FLAG.	IMPORT.	EXPORT.	COAST TRADE.	TONNAGE.	TRANSIT.	OPIMUM LIKIN.	TOTAL.
	<i>Hk. Ts</i>	<i>Hk. Ts</i>	<i>Hk. Ts</i>	<i>Hk. Ts</i>	<i>Hk. Ts</i>	<i>Hk. Ts</i>	<i>Hk. Ts</i>
British.....	115,795.722	128,049.971	10,116.891	3,660.400	...	57,816.000	315,438.984
French.....	1,038.719	5,697.719	4,535.627	2,072.400	13,344.465
German.....	2.667	742.200	744.867
Japanese.....	2,620.750	35.874	187.180	1,088.400	3,932.204
Norwegian.....	10,317.404	704.077	...	889.200	11,910.681
Chinese.....	24,352.591	150,758.226	20,844.160	2,985.000	39,129.555	59,160.000	297,229.532
On Opium.....	43,866.000	43,866.000
TOTAL.....	197,993.853	285,245.867	35,683.858	11,437.600	39,129.555	116,976.000	686,466.733*

* No Drawbacks marked for cash payment during the year.

2°. Dues and Duties collected by the Maritime Customs, 1898 to 1907.

YEAR.	IMPORT (exclusive of Opium).	EXPORT (exclusive of Opium).	COAST TRADE (exclusive of Opium).	OPIMUM (Import, Export, and Coast Trade).	TONNAGE.	TRANSIT.	OPIMUM LIKIN.	TOTAL.
	<i>Hk. Ts</i>	<i>Hk. Ts</i>	<i>Hk. Ts</i>	<i>Hk. Ts</i>	<i>Hk. Ts</i>	<i>Hk. Ts</i>	<i>Hk. Ts</i>	<i>Hk. Ts</i>
1898.....	52,686.639	231,205.702	28,161.247	107,011.726	5,416.100	25,709.470	285,364.600	735,555.484
1899.....	63,325.799	287,697.280	41,304.282	101,402.457	5,991.400	30,742.982	270,406.550	800,870.750
1900.....	59,011.400	275,977.825	38,980.001	76,757.138	3,893.900	26,878.224	204,685.700	686,184.188
1901.....	87,825.978	248,269.582	41,437.831	70,705.350	5,137.100	33,049.898	188,547.600	674,973.339
1902.....	96,648.140	280,884.688	30,776.368	60,744.000	7,109.100	30,844.986	161,984.000	668,991.282
1903.....	120,341.149	249,535.562	35,607.657	66,299.864	6,897.600	39,321.432	176,563.900	694,567.164
1904.....	111,936.601	242,358.396	45,326.205	66,299.381	6,705.700	32,783.715	176,766.350	682,176.348
1905.....	117,554.905	220,577.819	41,840.235	54,175.763	6,678.900	28,651.379	144,398.300	613,877.301
1906.....	132,778.712	227,235.486	36,716.222	42,330.151	7,397.000	31,009.129	112,880.400	590,347.100
1907.....	154,127.853	285,245.867	35,683.858	43,866.000	11,437.600	39,129.555	116,976.000	686,466.733

3°. Dues and Duties collected by the Native Customs during the 13th to 24th Periods
(7th November 1904 to 5th November 1907).

HEADS OF COLLECTION.	13TH-16TH PERIODS.	17TH-20TH PERIODS.	21ST-24TH PERIODS.
	<i>Hk. Ts</i>	<i>Hk. Ts</i>	<i>Hk. Ts</i>
Dues and Duties (Ordinary):—			
Import.....	40,079.689	40,783.963	35,014.562
Export.....	28,114.275	31,189.387	27,399.322
Tea.....	...	2,666.668	2,000.001
Liang-t'ou.....	2,566.056	2,402.002	2,422.108
Dues† (Additional).....	35,123.157	32,670.609	29,884.565
TOTAL COLLECTION.....	105,883.177	109,712.629	96,720.558

† Including Fines and Confiscations: 1905, *Hk. Ts* 3,595.797; 1906, *Hk. Ts* 347.910; 1907, *Hk. Ts* 276.660.

VII.—TREASURE.

Treasure imported and exported during 1907.

COUNTRIES FROM WHICH IMPORTED AND TO WHICH EXPORTED.	IMPORTS.					EXPORTS.				
	SILVER.			COPPER.	TOTAL IMPORTS.	SILVER.			COPPER.	TOTAL EXPORTS.
	In Bars and Sycee.	In Coin.	TOTAL.	In Coin.		In Bars and Sycee.	In Coin.	TOTAL.	In Coin.	
Hk. Ts.	Hk. Ts.	Hk. Ts.	Hk. Ts.	Hk. Ts.	Hk. Ts.	Hk. Ts.	Hk. Ts.	Hk. Ts.	Hk. Ts.	
FOREIGN COUNTRIES.....
CHINA.										
Shanghai.....	...	2,661,039	2,661,039	...	2,661,039	500	2,210,987	2,211,487	...	2,211,487
Wenchow.....	...	65,617	65,617	...	65,617
Total: China.....	...	2,726,656	2,726,656	...	2,726,656	500	2,210,987	2,211,487	...	2,211,487
GRAND TOTAL.....	...	2,726,656	2,726,656	...	2,726,656	500	2,210,987	2,211,487	...	2,211,487

VIII.—PASSENGER TRAFFIC.

1°. Passenger Traffic during 1907.

	PASSENGERS TO		PASSENGERS FROM	
	Foreigners.	Natives.	Foreigners.	Natives.
Shanghai.....	1,033	260,245	1,114	245,382
Wenchow.....	32	1,216	9	1,299
Taichow and intermediate Ports.....	...	17,508	...	21,288
Inland Waters places.....	...	140,352	...	139,831
River places.....	...	103,194	...	112,649
TOTAL.....	1,065	522,515	1,123	520,949

2°. Native Passenger Traffic, 1900 to 1907.

YEAR.	PASSENGERS TO				PASSENGERS FROM				TOTAL TO AND FROM.
	Shanghai.	Wenchow.	Taichow and Other Places.	TOTAL.	Shanghai.	Wenchow.	Taichow and Other Places.	TOTAL.	
1900.....	124,768	1,291	26,854	152,913	159,942	1,006	27,823	188,771	341,684
1901.....	103,397	466	15,375	119,238	90,783	583	15,983	107,349	226,587
1902.....	165,417	590	27,240	193,247	172,848	589	28,779	202,216	395,463
1903.....	158,013	782	26,435	185,230	149,724	720	24,075	174,519	359,749
1904.....	164,703	1,124	59,292	225,119	160,024	1,041	54,171	215,236	440,355
1905.....	151,030	904	46,663	198,597	148,427	1,073	46,889	196,389	394,986
1906.....	176,005	1,315	228,539	405,859	187,162	1,473	223,178	411,813	817,672
1907.....	260,245	1,216	261,054	522,515	245,382	1,299	274,268	520,949	1,043,464

WENCHOW TRADE REPORT.

1°. LOCAL.—The year 1907 opened amid gloom and distress, the heritage of its predecessor—a condition of things from which trade at no period seemed able to recover, and a lean year, barren of results, is the only too general verdict. While the continuance of depression was in great measure attributable to the flatness of outside markets, the prevalence of penury and want at home, arising from the shortness of foodstuffs, held a leading place among contributory causes. Prolonged drought during August and September damaged the rice and yam crops to an extent in itself sufficiently disquieting, but exaggerated by the farmer and the dealer in grain to their own advantage. As a consequence, the price of rice, which had fallen to \$4 per picul when the first crop was harvested, again rose to the abnormally high figure of \$4.50, which remained the ruling price till the close of the year. The shallowness of water communications occasioned a temporary suspension of up-river and inter-canal traffic. Moreover, the season of drought brought dysentery, and cholera became epidemic, so that the country people in alarm shunned the city and its suburbs and little business was transacted. Such a congeries of untoward circumstances could not fail to have a perturbing effect on trade. Great difficulty was experienced in disposing of commodities, and stocks of the leading imports have been reduced to, and are being maintained at, a minimum.

2°. REVENUE.—The collection, which amounted to *Hk.Ts* 50,893, is, approximately, *Hk.Ts* 10,000 less than in 1906, a decrease ascribable to a falling off in export duty on tea and tobacco and in duty and likin on opium.

3°. FOREIGN TRADE.—(a.) *Imports*.—No remarks.

(b.) *Exports*.—Of recent years leaf tobacco destined for Formosa followed the circuitous steamer route *via* Shanghai, the immediate importation by junk, owing to the existence of a monopoly, being prohibited. Towards the end of the year direct shipment was made under the Japanese flag, a means of transport which will not unlikely be more frequently resorted to in future.

(c.) *Re-exports*.—No remarks.

4°. COAST TRADE.—(a.) *Original Shipments Coastwise*.—The slight check which the export trade has received may be safely regarded as merely temporary, nor is it altogether unsatisfactory that the shrinkage has been general in character and has been shared by almost all the principal commodities. Tea has continued to dwindle: shipments fell to 15,027 piculs, a decline as compared with 1906 of 3,044 piculs, or nearly 17 per cent. In general quality of leaf, teas were decidedly above the average of recent years and gave evidence of greater care in cultivation, picking, and firing. A few lots were of exceptional quality. One small choice chop of unfired tea, which was valued in Wenchow at *Ts* 60 per picul, is said to have realised *Ts* 100 in Shanghai, demonstrating that fine tea can still be produced, and that when produced it will not fail to command a high price. Only a limited quantity of leaf was picked for the market, and when later in the season inquiry set in, more leaf was no longer procurable, having been allowed to over-mature on the shrub. First crop teas excelled in quality and in fineness of flavour, and teas of the second picking were well in advance of anything of their class produced for several years past. Early shipments arrived on a rather unsympathetic market, and prices obtained were perhaps disappointing. But the market quickly rallied, prices grew firmer, and

teamen were able to recoup to a small extent their losses of recent years, from which they have, it would seem, taken such heart of grace that next season is likely to see the number of tea-firing establishments largely increased. Leaf tobacco still maintains its position among exports as second only to tea, but has declined over 58 per cent. Buying for the Formosan market was suspended for a great part of the year, and was only resumed shortly before its close. Drought affected the orange crop, and the fruit, though plentiful, was small. Financial difficulties in the North interfered with the autumn shipments to the usual marts, and consignments were made on a reduced scale. Business in timber was lucrative, and exportation attained the unprecedented dimensions of $4\frac{1}{2}$ million square feet. Large stocks of kittysols, which at the close of 1906 awaited a favourable market, were sent North; but carelessness in manufacture has brought the Wenchow kittysol into disrepute, and the successful competition of the superior Hankow-made article and the less cumbrous Japanese cotton umbrella have deprived the trade of its profit.

(b.) *Reshipments Coastwise*.—No remarks.

(c.) *Coastwise Arrivals*.—The aggregate value of foreign goods imported was, approximately, *Hk.Ts* 850,000, fully 18 per cent. less than in 1906, a decrease which clearly demonstrates the straitened circumstances of the district. The total importation of kerosene oil, 611,870 gallons, has receded slightly. Stocks were maintained on a reduced scale and dealers profited little. Sumatra oil, though still retaining the lead, has declined 300,000 gallons, and its position as the most popular illuminant has been challenged by oil from Borneo—255,900 gallons,—which made its entry on the market for the first time during the preceding year. Russian oil has completely disappeared from the port's returns. Native goods have advanced, notably cotton yarn, which rose to 6,758 piculs, and over 5,000 piculs of which were the spinnings of Ningpo factories. The good quality and low cost of Ningpo yarn have gained for it public favour at the expense of its Shanghai rival. Flour from the Shanghai mills has been very generally used as a substitute for rice, and 13,344 piculs, valued at *Hk.Ts* 48,860, were imported.

5°. *INLAND TRANSIT*.—No remarks.

6°. *SHIPPING*.—The greater frequency of steam communications with Shanghai, which began in 1906, has been well maintained throughout 1907. As a precautionary measure against possible competition, but not arising from any exigency of trade, the China Merchants Company kept two of their vessels on the Wenchow-Shanghai line during the greater part of the year. In December the Osaka Shosen Kaisha inaugurated a steam service to Formosa, principally for the shipment of leaf tobacco. An additional steam-launch for towing purposes under Inland Waters Regulations has been placed on the Wenchow-Juian canal, evidence of the growing popularity of this quicker method of travelling.

7°. *PASSENGER TRAFFIC*.—No remarks.

8°. *TREASURE*.—No remarks.

9°. *OPIUM*.—(a.) *Foreign*.—No remarks.

(b.) *Native*.—Little abatement, if any, is visible in the cultivation of the poppy in the outlying districts. Last season's crop gave an excellent yield. Under tungshui regulations 12.84 piculs of native opium, valued at *Hk.Ts* 6,469, and 62.75 piculs of opium juice, valued at *Hk.Ts* 31,613, were exported.

10°. *MISCELLANEOUS*.—No remarks.

J. M. MOORHEAD,

Acting Commissioner of Customs.

WENCHOW, 28th February 1908.

WENCHOW TRADE STATISTICS.

I.—SHIPPING.

1°. Number and Tonnage of Vessels Entered and Cleared under each Flag at the Maritime Customs during 1907.

a.—Under General Regulations.

FLAG.	STEAMERS.													
	ENTERED INWARDS.						CLEARED OUTWARDS.						TOTAL ENTERED AND CLEARED.	
	With Cargo.		In Ballast.		TOTAL.		With Cargo.		In Ballast.		TOTAL.			
	No.	Tons.	No.	Tons.	No.	Tons.	No.	Tons.	No.	Tons.	No.	Tons.	No.	Tons.
Japanese	1	485	1	485	1	485	1	485	2	970
Chinese	42	33,568	5	3,422	47	36,990	45	35,661	2	836	47	36,497	94	73,487
Total : Steamers	43	34,053	5	3,422	48	37,475	46	36,146	2	836	48	36,982	96	74,457
	SAILING VESSELS.													
Chinese	18	2,516	1	207	19	2,723	20	2,872	20	2,872	39	5,595
Total : Sailing Vessels	18	2,516	1	207	19	2,723	20	2,872	20	2,872	39	5,595
GRAND TOTAL	61	36,569	6	3,629	67	40,198	66	39,018	2	836	68	39,854	135	80,052

b.—Under Inland Steam Navigation Rules.

FLAG.	ENTERED INWARDS.						CLEARED OUTWARDS.						TOTAL ENTERED AND CLEARED.	
	With Cargo.		In Ballast.		TOTAL.		With Cargo.		In Ballast.		TOTAL.			
	No.	Tons.	No.	Tons.	No.	Tons.	No.	Tons.	No.	Tons.	No.	Tons.	No.	Tons.
Chinese	345	265	345	265	345	265	345	265	690	530

2°. Number and Tonnage of Vessels Entered and Cleared at the Maritime Customs,
1898 to 1907.

a.—Under General Regulations.

YEAR.	ENTERED INWARDS.						CLEARED OUTWARDS.					
	Steamers.		Sailing Vessels.		TOTAL.		Steamers.		Sailing Vessels.		TOTAL.	
	No.	Tons.	No.	Tons.	No.	Tons.	No.	Tons.	No.	Tons.	No.	Tons.
1898.....	35	23,708	8	1,175	43	24,883	36	24,571	9	1,319	45	25,890
1899.....	38	28,483	6	956	44	29,439	38	28,483	5	745	43	29,228
1900.....	37	27,051	7	1,394	44	28,445	37	27,051	8	1,395	45	28,556
1901.....	39	24,734	7	1,310	46	26,044	39	23,953	7	1,310	46	25,263
1902.....	36	23,439	7	1,072	43	23,511	37	23,270	7	1,072	44	24,342
1903.....	41	28,275	17	2,367	58	30,642	40	27,644	16	2,208	56	29,852
1904.....	39	25,177	20	2,941	59	28,118	40	25,808	21	3,100	61	28,908
1905.....	34	20,858	17	2,409	51	23,267	34	20,858	17	2,409	51	23,267
1906.....	53	28,418	19	2,688	72	31,106	52	27,787	18	2,539	70	30,326
1907.....	48	37,475	19	2,723	67	40,198	48	36,982	20	2,872	68	39,854

b.—Under Inland Steam Navigation Rules.

YEAR	ENTERED INWARDS.		CLEARED OUTWARDS.		TOTAL ENTERED AND CLEARED.	
	No.	Tons.	No.	Tons.	No.	Tons.
1898.....
1899.....
1900.....	18	900	18	900	36	1,800
1901.....	7	350	6	300	13	650
1902.....
1903.....
1904.....
1905.....	16	621	16	621	32	1,242
1906.....	127	...	127	...	254	...
1907.....	345	265	345	265	690	530

3°. Number and Capacity of Vessels Entered and Cleared at the Native Customs during the
21st to 24th Periods (16th November 1906 to 5th November 1907).

	JUNKS.	
	No.	Piculs.
Entered.....	868	542,480
Cleared.....	846	524,280
<p>Of Junks entered—</p> <p>1 was from Hongkong.</p> <p>11 were " Taiwan.</p> <p>97 " " Chinkiang.</p> <p>23 " " Shanghai.</p> <p>317 " " Ningpo.</p> <p>82 " " Chapu.</p> <p>337 " " Fukien.</p> <p>868 Entered.</p>		
<p>Of Junks cleared—</p> <p>43 were for Taiwan.</p> <p>149 " " Chinkiang.</p> <p>26 " " Shanghai.</p> <p>184 " " Ningpo.</p> <p>172 " " Chapu.</p> <p>271 " " Fukien.</p> <p>1 was " Chefoo.</p> <p>846 Cleared.</p>		

II.—VALUES

1°. Gross and Net Values of the Maritime Customs Trade, 1905 to 1907.

	1905.		1906.		1907.	
	GROSS.	NET.	GROSS.	NET.	GROSS.	NET.
FOREIGN GOODS.	<i>Hk. Tls.</i>	<i>Hk. Tls.</i>	<i>Hk. Tls.</i>	<i>Hk. Tls.</i>	<i>Hk. Tls.</i>	<i>Hk. Tls.</i>
Imported from Foreign Countries and Hongkong.....	8,770		9,430		8,870	
Imported from Chinese Ports.....	1,035,959		1,032,550		841,544	
Total Foreign Imports.....	1,044,729		1,041,980		850,414	
Re-exported to Foreign Countries and Hongkong..	
Re-exported to Chinese Ports (chiefly to Shanghai and Ningpo).....	108		347		497	
Total Foreign Re-exports.....	108		347		497	
Net Total Foreign Imports.....		1,044,621		1,041,633		849,917
NATIVE PRODUCE.						
Imported (chiefly from Shanghai and Ningpo).....	461,570		427,045		471,055	
Re-exported to Foreign Countries.....	
Re-exported to Chinese Ports.....	...		115		287	
Total Native Re-exports.....	...		115		287	
Net Total Native Imports.....		461,570		426,930		470,768
Native Produce of local origin Exported to Foreign Countries.....		20,210	
Native Produce of local origin Exported to Chinese Ports.....	729,068		878,165		730,590	
Total Exports of local origin....		729,068		878,165		750,800
Gross Value of the Trade of the Port.....	2,235,367		2,347,190		2,072,269	
Net Value of the Trade of the Port, i.e., Foreign and Native Imports less Re-exports, and Native Exports of local origin.....		2,235,259		2,346,728		2,071,485

2°. Value of the Maritime Customs Trade, 1898 to 1907

YEAR.	IMPORTS FROM		EXPORTS TO		TOTAL IMPORTS AND EXPORTS.	RE-EXPORTS.	TREASURY.		TRANSIT TRADE.	
	Foreign Countries.	Native Ports.	Foreign Countries.	Native Ports.			Imported.	Exported.	Inwards.	Outwards.
	<i>Hk. Tls.</i>	<i>Hk. Tls.</i>	<i>Hk. Tls.</i>	<i>Hk. Tls.</i>	<i>Hk. Tls.</i>	<i>Hk. Tls.</i>	<i>Hk. Tls.</i>	<i>Hk. Tls.</i>	<i>Hk. Tls.</i>	<i>Hk. Tls.</i>
1898.....	11,169	978,411	3,870	444,887	1,438,337	609	10,205	703,179	84,223	...
1899.....	19,385	1,116,526	...	490,034	1,625,945	1,429	55,831	809,755	95,621	...
1900.....	16,726	1,144,886	...	303,227	1,464,839	5,209	48,104	1,010,590	82,416	...
1901.....	14,352	1,085,666	...	366,900	1,466,918	6,129	1,155	879,362	59,218	...
1902.....	7,138	1,266,645	...	643,797	1,917,580	1,235	94,585	553,217	88,271	...
1903.....	5,335	1,455,785	...	1,130,004	2,591,124	1,791	434,235	587,341	99,700	...
1904.....	4,192	1,517,932	...	820,262	2,342,386	1,686	153,717	926,967	103,728	...
1905.....	8,770	1,497,529	...	729,068	2,235,367	108	56,484	707,554	101,009	...
1906.....	9,430	1,459,595	...	878,165	2,347,190	462	...	770,334	56,062	...
1907.....	8,870	1,312,599	20,210	730,590	2,072,269	784	35,418	366,688	62,092	...

3°. Value of the Native Customs Trade during the 5th to 24th Periods
(31st October 1902 to 5th November 1907).

	5TH-8TH PERIODS.	9TH-12TH PERIODS.	13TH-16TH PERIODS.	17TH-20TH PERIODS.	21ST-24TH PERIODS.
IMPORTS.					
Imported from Foreign Countries.....	<i>Hk. Ts.</i> 18,996	<i>Hk. Ts.</i> 930	<i>Hk. Ts.</i> 242	<i>Hk. Ts.</i> 4,182	<i>Hk. Ts.</i> 2,236
Imported from Chinese Ports.....	191,021	228,637	213,762	184,112	212,732
TOTAL IMPORTS.....	210,017	229,567	214,004	188,294	214,968
EXPORTS.					
Native Produce of local origin Exported to Foreign Countries.....	48,777	35,798	17,056	27,679	28,775
Native Produce of local origin Exported to Chinese Ports.....	519,448	430,422	470,459	514,563	623,176
TOTAL EXPORTS OF LOCAL ORIGIN.....	568,225	466,220	487,515	542,242	651,951
TOTAL VALUE OF THE TRADE OF THE PORT.....	778,242	695,787	701,519	730,536	866,919

III.—IMPORTS.

1°. Principal Articles imported through the Maritime Customs, 1898 to 1907.

DESCRIPTION OF GOODS.	Classifier of Quantity.	1898.	1899.	1900.	1901.	1902.	1903.	1904.	1905.	1906.	1907.
OPIUM.											
Malwa.....	<i>Piculs</i>	1	8	3	2	22	12	1	1
Patna.....	"	126	148	71	28	140	160	114	119	152	108
Benares.....	"	1	3	2	8	1	...
Persian.....	"	21	3
Boiled.....	<i>Catties</i>	3
COTTON GOODS.											
Handkerchiefs.....	<i>Dozens</i>	1,172	1,226	1,630	1,411	737	1,418	1,095	923	897	860
Cotton Goods, Unclassed.....	<i>Pieces</i>	77,792	92,606	86,578	68,148	72,591	97,798	111,024	116,069	115,073	92,246
" Yarn, Indian.....	<i>Piculs</i>	753	543	480	175	400	294	120	558	387	282
" " Japanese.....	"	369	708	519	593	274	1,019	1,056	378	159	46
<i>Chinese Cotton Goods.*</i>											
Cotton Yarn, Shanghai and Ningpo.....	<i>Piculs</i>	2,710	3,857	3,549	2,481	2,655	3,771	5,315	5,310	3,157	6,758
WOOLLEN GOODS.											
Woollen Goods.....	<i>Pieces</i>	2,206	2,931	2,687	1,619	3,236	2,296	2,723	2,300	2,124	1,660
METALS.											
Copper, Slabs, Japanese.....	<i>Piculs</i>	363	128	235	364	327	292	228	229	257	22
Iron, Hoops.....	"	99	147	128	141	190	193	95	144
" Cobbles and Wire Shorts.....	"	11,165	10,462	9,817	11,043	6,696	10,815	12,258	11,879	12,718	9,175
" Old: Wire.....	"	1,431	1,581	1,035	695	1,910	1,435	2,093	2,234	1,501	663
Lead, in Pigs.....	"	665	579	338	295	391	399	695	943	806	522
Steel, Bars.....	"	466	385	507	376	332	483	446	403	406	298
SUNDRIES.											
Agar-agar.....	<i>Piculs</i>	380	506	292	116	235	445	598	511	338	360
Bicho de Mar, Black and White.....	"	188	262	203	190	242	296	297	306	247	287
Braid, Llama.....	<i>Boxes</i>	15,841	22,626	18,710	24,347	21,295	37,030	42,870	46,673	53,575	32,165
Dyes, Aniline.....	<i>Value, Hk. Ts.</i>	13,184	17,895	16,792	18,747	12,193	15,494	20,234	18,348	14,966	13,508
Fans, Palm-leaf, Trimmed and Untrimmed.....	<i>Pieces</i>	582,200	674,800	626,600	739,200	495,800	518,000	609,300	421,450	621,300	525,800
Ginseng, Japan, Crude.....	<i>Piculs</i>	104	146	132	135	157	199	123	91	71	80
Glass, Window.....	<i>Boxes</i>	557	706	616	582	516	622	700	648	927	922
Mangrove Bark.....	<i>Piculs</i>	204	1,262	2,918	521	...	905	2,126	681	1,026	2,112
Matches, Wood, Japan.....	<i>Gross</i>	33,500	14,000	11,350	13,750	18,250	37,850	28,500	51,200	98,000	32,800
Needles.....	<i>Mille</i>	10,653	13,204	11,340	13,519	9,212	12,358	16,177	18,622	12,210	12,562
Oil, Kerosene, American.....	<i>Galls.</i>	70,500	67,000	97,900	35,000	68,950	76,000	78,600	78,500	72,500	81,300
" " Borneo.....	"	255,940
" " Russian.....	"	326,000	426,500	581,700	387,500	43,500	228,500	124,800	66,000	16,000	...
" " Sumatra.....	"	241,500	187,500	85,000	266,200	366,000	421,500	910,000	751,000	575,000	274,630
Rattans, Whole.....	<i>Piculs</i>	1,142	1,238	1,405	1,721	1,505	1,838	1,732	2,183	1,555	1,526
Seaweed, Japan.....	"	9,721	11,141	9,354	8,124	8,242	10,369	10,475	9,986	8,121	9,023
Sugar, Brown.....	"	3,301	1,646	3,452	4,033	19,758	12,372	12,492	12,754	17,216	8,997
" White.....	"	5,290	6,374	7,492	10,406	15,235	13,102	15,671	18,115	22,590	18,654
Umbrellas, Alpaca.....	<i>Pieces</i>	3,447	6,408	6,427	8,196	5,418	8,964	11,142	11,965	17,537	13,728

* Steam Factory products.

2°. Principal Articles imported through the Native Customs during the 5th to 24th Periods
(31st October 1902 to 5th November 1907).

DESCRIPTION OF GOODS.	Classifier of Quantity.	5TH-8TH PERIODS.	9TH-12TH PERIODS.	13TH-16TH PERIODS.	17TH-20TH PERIODS.	21ST-24TH PERIODS.
Beans.....	<i>Shih</i>	7,402	12,348	11,021	11,581	3,094
Lichees, Dried.....	<i>Piculs</i>	1,484	1,028	1,128	1,044	1,773
Lung-ngans, Dried.....	"	2,058	2,247	1,115	2,534	1,442
Matches, Wood.....	"	2,737	1,655	1,360	1,374	892
Nankeens.....	<i>Pieces</i>	47,555	47,655	68,706	55,045	35,888
Silk Piece Goods.....	"	6,250	16,185	16,732	12,115	7,192
Sugar, Brown.....	<i>Piculs</i>	11,830	12,707	16,551	11,852	13,727
" White.....	"	3,670	4,389	2,100	1,261	3,422

IV.—EXPORTS.

1°. Principal Articles exported through the Maritime Customs, 1898 to 1907.

DESCRIPTION OF GOODS.	Classifier of Quantity.	1898.	1899.	1900.	1901.	1902.	1903.	1904.	1905.	1906.	1907.
Charcoal.....	<i>Piculs</i>	3,043	3,558	2,222	4,559	1,205	2,819	4,921	3,497	2,285	2,885
Coir and Coirware.....	"	849	1,351	607	1,627	1,921	1,639	1,366	802	2,011	1,735
Cuttle-fish.....	"	...	884	21	93	13
Feathers, Duck.....	"	302	108	207	86	272	256	452	198	250	505
Fish Maws.....	"	110	79	107	105	119	89	172	82	116	145
Hides, Cow.....	"	467	515	434	273	1,648	2,145	1,901	560	580	469
Medicines.....	<i>Value, Hk. Ta</i>	12,447	15,375	12,979	16,363	17,251	20,071	27,212	29,091	24,226	26,068
Oranges, Fresh.....	<i>Piculs</i>	18,397	18,830	10,789	18,732	19,654	17,398	22,172	33,385	43,133	41,501
Prawns and Shrimps, Dried.....	"	625	529	709	367	541	672	734	418	777	547
Skins (Furs), Land-otter.....	<i>Pieces</i>	970	940	1,226	840	1,120	1,307	1,200	1,440	1,700	1,376
Soapstone Ornaments.....	<i>Piculs</i>	322	221	195	463	587	567	610	871	1,074	910
Tea, Black.....	"	1,692	2,297	1,863	991	947	1,259	580	45	820	379
" Green.....	"	6,743	7,502	5,722	6,044	9,712	14,993	14,074	12,023	10,379	8,258
" Leaf and Unfired.....	"	4,612	4,486	3,152	6,062	15,752	22,683	10,936	4,430	6,872	6,390
Timber, Planks, Soft-wood.....	<i>Sq. feet</i>	2,389,434	1,869,206	2,030,686	3,229,672	2,655,541	3,230,790	4,083,625	3,119,046	3,212,838	4,457,242
Tobacco, Leaf.....	<i>Piculs</i>	8,346	3,495	1,436	1,452	2,895	3,540	1,851	4,837	22,147	9,269
Umbrella (Kittysol) Frames.....	<i>Pieces</i>	5,840	18,900	55,800	91,180	88,100	118,700	123,290	71,460	52,630	10,860
Umbrellas, Paper (Kittysols).....	"	333,425	299,310	315,075	255,950	547,450	538,200	310,680	413,050	519,500	551,495
Wood, Poles.....	"	41,958	57,890	2,141	34,567	8,852	3,299	1,372	1,058	1,992	8,002

2°. Principal Articles exported through the Native Customs during the 5th to 24th Periods
(31st October 1902 to 5th November 1907).

DESCRIPTION OF GOODS.	Classifier of Quantity.	5TH-8TH PERIODS.	9TH-12TH PERIODS.	13TH-16TH PERIODS.	17TH-20TH PERIODS.	21ST-24TH PERIODS.
Oil of various kinds.....	<i>Piculs</i>	4,955	2,148	2,701	3,860	9,708
Paper.....	"	68,030	62,001	68,860	69,765	47,803
Tea.....	"	4,250	3,437	2,357	2,741	1,411
Timber, Planks, Soft-wood.....	<i>Chang</i>	105,874	102,330	113,706	232,476	123,803
Tobacco, Leaf.....	<i>Piculs</i>	4,480	4,623	2,698	802	3,083
Wood, Poles.....	<i>Pieces</i>	1,300,204	1,005,627	991,554	1,000,218	1,037,863

V.—INLAND TRANSIT.

Provinces to which Foreign Goods were forwarded under Transit Pass during 1907.

PROVINCE.	NO. OF PASSES.	VALUE.	TRANSIT DUES.
		<i>Hk. Ts</i>	<i>Hk. Ts</i>
Fukien.....	45	681	15,391
Chekiang.....	5,914	61,411	1,521,244
TOTAL.....	5,959	62,092	1,536,635

VI.—REVENUE.

1°. Dues and Duties collected under each Flag by the Maritime Customs during 1907.

FLAG.	IMPORT.	EXPORT.	COAST TRADE.	TONNAGE.	TRANSIT.	OPIMUM LIKIN.	TOTAL.
	<i>Hk. Ts</i>	<i>Hk. Ts</i>	<i>Hk. Ts</i>	<i>Hk. Ts</i>	<i>Hk. Ts</i>	<i>Hk. Ts</i>	<i>Hk. Ts</i>
Japanese	252.000	6.400	258.400
Chinese	648.029	32,472.016	3,620.751	477.500	1,536.635	8,640.000	47,394.931
On Opium.....	3,240.000	3,240.000
TOTAL.....	3,888.029	32,724.016	3,627.151	477.500	1,536.635	8,640.000	50,893.331 *

* No Drawbacks marked for cash payment during the year.

2°. Dues and Duties collected by the Maritime Customs, 1898 to 1907.

YEAR.	IMPORT (exclusive of Opium).	EXPORT (exclusive of Opium).	COAST TRADE (exclusive of Opium).	OPIMUM (Import, Export, and Coast Trade).	TONNAGE.	TRANSIT.	OPIMUM LIKIN.	TOTAL.
	<i>Hk. Ts</i>	<i>Hk. Ts</i>	<i>Hk. Ts</i>	<i>Hk. Ts</i>	<i>Hk. Ts</i>	<i>Hk. Ts</i>	<i>Hk. Ts</i>	<i>Hk. Ts</i>
1898.....	380.928	39,451.012	2,349.188	3,846.000	58.400	1,439.126	10,256.000	57,780.654
1899.....	408.034	42,236.486	2,690.006	4,776.000	267.300	1,460.309	12,736.000	64,574.135
1900.....	349.772	31,257.803	2,991.519	2,199.000	774.800	1,541.651	5,864.000	44,978.545
1901.....	316.961	38,185.732	2,584.933	888.000	529.700	1,108.512	2,368.000	45,981.838
1902.....	623.002	48,041.426	3,105.235	5,502.000	442.300	1,503.223	14,672.000	73,889.186
1903.....	572.483	55,277.713	4,363.261	5,245.200	186.600	2,166.702	13,987.200	81,799.159
1904.....	439.194	35,638.048	4,887.604	3,522.000	674.800	2,259.784	9,392.000	56,813.430
1905.....	558.630	31,846.263	5,075.653	3,846.975	605.800	2,341.297	10,256.000	54,530.618
1906.....	560.052	37,140.500	4,069.906	4,725.520	217.900	1,445.014	12,288.000	60,446.892
1907.....	648.029	32,724.016	3,627.151	3,240.000	477.500	1,536.635	8,640.000	50,893.331

3°. Dues and Duties collected by the Native Customs during the 9th to 24th Periods
(19th November 1903 to 5th November 1907).

HEADS OF COLLECTION.	9TH-12TH PERIODS.	13TH-16TH PERIODS.	17TH-20TH PERIODS.	21ST-24TH PERIODS.
	<i>Hk. Ts</i>	<i>Hk. Ts</i>	<i>Hk. Ts</i>	<i>Hk. Ts</i>
Import Duty.....	2,398.336	2,309.006	2,185.884	1,797.745
" Haofanping.....	787.911	759.836	699.595	591.586
Export Duty.....	16,314.215	16,241.745	15,743.810	15,492.326
" Haofanping.....	5,388.281	5,353.320	5,153.725	5,073.259
Duty from Fishing-boats.....	1,229.797	1,232.416	1,243.946	1,174.008
" " Passenger-boats.....	247.254	249.006	254.112	245.656
TOTAL COLLECTION.....	26,365.794	26,145.329	25,281.072	24,374.580

VII.—TREASURE.

Treasure imported and exported during 1907.

COUNTRIES FROM WHICH IMPORTED AND TO WHICH EXPORTED.	IMPORTS.					EXPORTS.				
	SILVER.			COPPER.	TOTAL IMPORTS.	SILVER.			COPPER.	TOTAL EXPORTS.
	In Bars and Sycee.	In Coin.	TOTAL.	In Coin.		In Bars and Sycee.	In Coin.	TOTAL.	In Coin.	
	<i>Hk. Tls.</i>	<i>Hk. Tls.</i>	<i>Hk. Tls.</i>	<i>Hk. Tls.</i>	<i>Hk. Tls.</i>	<i>Hk. Tls.</i>	<i>Hk. Tls.</i>	<i>Hk. Tls.</i>	<i>Hk. Tls.</i>	
FOREIGN COUNTRIES
CHINA.										
Shanghai.....	...	5,410	5,410	...	5,410	...	297,420	297,420	...	297,420
Ningpo.....	...	30,008	30,008	...	30,008	...	67,289	67,289	...	67,289
Amoy.....	1,979	1,979	...	1,979
Total: China.....	...	35,418	35,418	...	35,418	...	366,688	366,688	...	366,688
GRAND TOTAL.....	...	35,418	35,418	...	35,418	...	366,688	366,688	...	366,688

VIII.—PASSENGER TRAFFIC.

Passenger Traffic during 1907.

	PASSENGERS TO		PASSENGERS FROM	
	Foreigners.	Natives.	Foreigners.	Natives.
Coast Ports.....	49	3,239	53	3,741