



Digitized by the Internet Archive
in 2010 with funding from
University of Toronto

32

11

20772

ALPHABETS
OLD AND NEW.

COMPANION VOLUME TO THIS
LETTERING
IN
ORNAMENT

AN ENQUIRY INTO THE DE-
CORATIVE USE OF LETTER-
ING · PAST · PRESENT · AND
POSSIBLE.

OTHER WORKS
BY THE SAME AUTHOR.

NATURE IN ORNAMENT.

Third Edition.

WINDOWS: A BOOK ABOUT STAINED
AND PAINTED GLASS.

Second Edition.

ART IN NEEDLEWORK; A BOOK
ABOUT EMBROIDERY.

Second Edition.

PATTERN DESIGN.

ORNAMENT AND ITS APPLICATION.

MOOT POINTS: FRIENDLY DIS-
PUTES UPON ART AND INDUSTRY.

In conjunction with Walter Crane.

ALPHABETS OLD AND NEW

FOR THE USE OF CRAFTSMEN,
WITH AN INTRODUCTORY ESSAY
ON 'ART IN THE ALPHABET'

BY

LEWIS F. DAY

AUTHOR OF 'PATTERN DESIGN,'
'ORNAMENT AND ITS APPLICATION,'
ETC.

SECOND EDITION, REVISED & ENLARGED

89659
718108

LONDON :

B. T. BATSFORD 94 HIGH HOLBORN

1906

NK

3600

D38

1906

BRADBURY, AGNEW, & CO. LD., PRINTERS,
LONDON AND TONBRIDGE.

1941

PREFACE TO THE SECOND EDITION.

THE alphabets here gathered together have been selected, and some of them designed, with a very practical purpose—to trace the development of lettering, to register the forms characteristic of successive periods of design, to show how writing is affected by the tools employed, and, finally, to suggest the endless variations a man may himself play upon shapes in some measure fixed by custom.

Here are models not for penmen only—the pen is only one of the implements employed in writing—but for all manner of craftsmen who may have occasion to make decorative use of wording.

The introductory essay on “Art in the Alphabet” is meant to supply just so much information as will enable the designer to depart from too familiar forms without betraying his ignorance. It is addressed to the artist. No pretension is made to paleographic learning.

The ideas expressed upon design—pronounced as they may be, and confidently as they may be pronounced—presume to be no more than personal

opinions, which the reader must take for what they are worth.

A more detailed account of the various Alphabets than it was possible to give upon the page itself or in the introductory essay will be found in the "Descriptive List of Illustrations."

Every care has been taken, in the reproduction of Ancient Alphabets, to observe the spirit of the old writing; but I have not scrupled to supply letters missing from them. This is to do the scholar no wrong, for he will know well enough which letters would not occur in the writing of a given period; and, as for the workman, he will be glad to have models as complete as possible.

"Alphabets Old and New" concerns itself only with the letters of the Alphabet and the corresponding Numerals—their decorative use is the subject of a separate volume, "Lettering in Ornament."

In this new edition some alphabets which did not come out satisfactorily in the first have been re-drawn; the place of others has been supplied by better examples; and a number of entirely new ones have been added, to make it more thoroughly comprehensive.

LEWIS F. DAY.

15, TAVITON STREET, LONDON,
DECEMBER, 1905.

NOTE.

Thanks are due to Mr. George Clulow for the use of his valuable collection of old Writing Books, etc.; to Messrs. Matthew Bell & Co., W. J. Pearce, J. Walter West, C. Griffin & Co., Ltd., J. Vinycomb, Herr von Larisch, Brindley & Weatherley, Frau Bassermann Nachfolger, Munich, Martin Gerlach, Ferd. Schenk, and others, who have kindly permitted the reproduction here of alphabets drawn or copyrighted by them; and to the artists who have designed alphabets especially for this book.

DESCRIPTIVE LIST OF ILLUSTRATIONS.

1. GREEK ALPHABET—From an MS.—characteristic of the pen. (Compare the B with 32 and 34, and observe the likeness of the Ω to W.) 9th century.
2. COPTIC MS.—10th century or earlier. } Compare with Greek.
3. COPTIC MS.—12th century. }
4. COPTIC MS.—14th century. }
5. MOESIAN MS.—Characteristically penwork. 4th century.
6. ROMAN MS.—Penwork. A has no cross stroke. Upstrokes thick and thin. (Compare 30.) 4th century.
7. MS.—Penwork. Round D and M. G has a tail. 7th century.
8. ROMAN UNCIALS—Penwork. 8th century.
9. "RUSTIC" ROMAN—Penwork. A has no cross-stroke. F and L rise above line. E, I, T not easy to read. 5th century.
10. ROMAN CAPITALS—Penwork. R has thin upstroke. 6th century.
11. ROMAN CAPITALS—Penwork. (Compare square O with 17, 18, 36.) Note "dilation" of strokes. 6th century.
12. BYZANTINE CAPITALS—7th century.
13. ENGLISH INSCRIPTION—From a monument to the sister of William the Conqueror. 1085.
14. FRANCO-GALLIC CAPITALS—Heading of an MS. Penwork, of which the curly quirks are indicative. 7th century.
15. VISIGOTHIC MS.—Moresque influence perceptible. Note long and short letters. 10th century.

16. SAXON ILLUMINATION (Caroline)—9th century.
17. ANGLO-SAXON engraved forms.
18. ANGLO-SAXON pen-forms—9th century.
19. LOMBARD—From the Baptistery at Florence, incised in marble and inlaid with cement. 12th century. (Compare 41, 85, 86.)
20. ITALIAN MS.—Beginning of 13th century. (Compare with 74.)
21. LOMBARD WRITING of about 1250. Freely rendered.
22. CAPITALS—15th century.
23. GERMAN GOTHIC minuscule or black letter—Rounded form. 15th or 16th century.
24. GERMAN GOTHIC minuscule or black letter—Squarer form. 15th or 16th century.
25. BLACK LETTER—Squarer form. 15th or 16th century.
26. ROMAN CAPITALS cut in stone—Wetzlar. About 1700.
27. MINUSCULE ITALICS—16th century.
28. ROMAN CAPITALS—From mosaics in the Louvre. The shape of the letter to some extent determined by the four or three-sided tesserae.
29. GREEK LETTERS cut in bronze—From the Museum at Naples. The engraver has begun by boring little holes at the extremities to prevent his graver from overshooting the line. This was constantly done by the Greek die-sinkers, with the result that in the coins the letters have at their extremities little raised beads of silver. The fact that where, as in the A, the already engraved grooves, which form the sides of the letter, are sufficient to stop the cross stroke they are allowed to do so, shows clearly enough the object of these terminal borings.
30. ROMAN LETTERS cut in bronze—From tables of the law found at Rome in 1521, now in the Museum at Naples. The digs of the chisel are rather wedge-shaped. (Compare with the cuneiform inscriptions, and with 170.)
31. GOTHIC LETTERS—From the cathedral at Cordova. Cut in stone. The face of the letters is flat, the ground sunk. Note the angularity of the forms. 1409. (Compare 66.)

32. BLACK LETTER painted in cobalt upon glazed earthenware—
In the Victoria and Albert Museum. Chiefly Hispano-moresque dishes of the 15th and 16th centuries. There is a fantastic flourishing about the lines which tells of the brush. (Compare 33.)
33. BLACK LETTER painted in cobalt upon Italian Majolica drug pots—In the Victoria and Albert Museum. The flourishes and foliations tell of the brush. 16th century. (Compare 32.)
34. LOMBARDIC INSCRIPTION cut in brass—The background characteristically cross-hatched. Nordhausen. 1395. (Compare 62 and 63.)
35. ROMAN CAPITALS painted on wood—From the drawer fronts in a chemist's shop, now in the Germanic Museum at Nuremberg. The use of the brush is partly responsible for the shape of the letters. 1727. (Compare 36, 38, 39.)
36. ROMAN CAPITALS painted on Italian Majolica—In the Victoria and Albert Museum. Distinctly brushwork. 1518. (Compare 35, 38, 39.)
37. GILT LETTERS picked out with a point, perhaps the end of a brush—Spanish estofado. From a frame in the Victoria and Albert Museum. The ground has been gilded, the gold leaf covered with a coat of black paint, out of which the letters have been scraped whilst the pigment was in condition.
38. ROMAN LETTERS painted on wood—Italian. 15th century.
39. ROMAN LETTERS painted on glazed earthenware—In the Victoria and Albert Museum. English. 18th century. (Compare with similar brushwork, 36.)
40. GREEK—From an Athenian stele. Marble. Cut in with a chisel. Characteristically right-lined. Certain strokes fall short of the full length. The two sides of the stroke not always parallel, but inclining occasionally to wedge-shape. The top stroke of T is not stopped by cross-cut, but runs out. 394 B.C.
41. GREEK INITIALS—From a book printed at Basel. Wood engraving. The serif fully developed. 16th century.

42. ROMAN LETTERS cut in marble—From inscriptions in the Forum at Rome. Characteristically chisel work. (Compare 43.)
43. ROMAN—From fragments in the British Museum. Cut in stone. In E, F, L, P, R, T strokes run out. Note variety in rendering the same letter. 2nd and 3rd centuries.
44. ENGLISH, IRISH, OR ANGLO-SAXON—From illuminated MSS. Curves inclined to take a spiral direction. Considerable freedom of penmanship. Various forms of the same letter. Note long tails and unequal length of letters. 6th century.
45. FROM A CODEX in Latin—Written between ruled marginal lines. Considerable variety in the form of the same letter. Note the square C and G, and the deep waist of the B and R, which compare with alphabet I. 7th or 8th century.
46. GALICIAN CAPITALS—MSS. 8th century. (Compare B and R with alphabets I and 45.)
47. IRISH—From the Book of Kells. Illuminated. Note square forms of certain letter—the curious D-shaped O and the general thickening of the upright strokes at the starting-point. Various forms of same letter. 8th century.
- 48 and 49. ANGLO-SAXON—Various MSS. Forms sometimes rigidly square, sometimes fantastically flowing. Strokes developing occasionally into spirals, or into interlacing, which ends perhaps in a grotesque head. 8th and 9th centuries.
50. SAXON AND ANGLO-SAXON MSS.—The outline penned and filled in with various tints. The scribe has not made up his mind as to any logical use of thick and thin strokes. Note square C and S, and looser T and U. 7th, 8th, 9th centuries.
51. MS. LETTERS—More nearly resembling the orthodox Roman character, with exception of D, E, G, P, U, in which Gothic characteristics begin to appear, and perhaps a hint of future minuscule forms. 10th century.
52. FRENCH MS.—Initials in colours. More Gothic than Roman, flourishing into tails of foliation. 12th century.

53. FRENCH—From the doors of the cathedral at Le Puy. Wood, simply grounded out. Several varieties of letter. The curved lines characteristically cusped. Probably 12th century. (Compare with 19.)
54. GERMAN MS.—Initials. Distinctly penwork. Departing again widely from the square Roman form. 12th century.
55. GOTHIC UNCIALS—From the Arundel and Lansdowne MSS. in the British Museum. Written with a rather frisky pen. English. End of 12th century.
56. GOTHIC UNCIALS—From a Bible in the British Museum (15'409). Characteristically penwork. 13th century. (Compare 55.)
57. GOTHIC UNCIALS—From the inscription upon a bronze bell at Hildesheim. 1270.
58. GOTHIC UNCIALS—From a Psalter from St. Albans, now in the British Museum (2. B. VI.). Penwork. 13th century. (Compare 56.)
59. MS. LETTERS—Typically Gothic capitals. "Closed" letters. Sportive finishing strokes. 14th century.
60. ITALIAN CAPITALS—Drawn by J. Vinycomb. 14th century.
61. INCISED GOTHIC CAPITALS—From Italy, Spain, and south of France. About 1350.
- 62 and 63. GOTHIC INSCRIPTIONS—From Nordhausen. Cut in brass. 1395-1397.
64. ENGLISH INITIALS—From MS. in the British Museum. On a background of delicate ornament, penned in red. About 1400.
65. ENGLISH GOTHIC INSCRIPTIONS. Stone. From monument of Richard II. in Westminster Abbey, and others of same date. About 1400.
66. GOTHIC LETTERS carved in stone—The ground sunk. Spanish. 14th or 15th century. (Compare 31.)
67. PENWORK—Severe and straight beginning of a type which eventually becomes excessively flowing and florid. 1420.
68. FRENCH—From an inscription on a picture-frame in the Louvre. The slight but characteristic curling and twisting

of the points of serifs comes of the use of the brush. Note the recurrence of the square C, more characteristic of an earlier period. 1480. (Compare 183.)

69. GERMAN MS.—Gothic initials. 15th century.
70. GERMAN MS.—Gothic initials. The thickening of the curved strokes is characteristic. The swelling is not gradual, but sudden. This occurs in other German MSS. of the same period. 1475.
71. MS. INITIALS—The terminations again rather frisky. But letters of this kind (compare also 59, etc.) being usually in colour, most often red, their tails etc. do not cause the confusion in the ranks of writing which they would do if they were in black. About 1475.
72. LATE GOTHIC LETTERS—Woodcarving in relief. Note the foliation of otherwise simple forms. French. Probably 15th century.
- 73 and 74. GOTHIC MINUSCULE—From monumental brasses. Severe and simple forms. End of 15th century.
75. GOTHIC LETTERING incised in marble—German. 1482.
76. ELIZABETHAN LETTERING—From an inscription incised in wood at North Walsham, Norfolk. (Compare 181.)
77. INITIALS—Framed in delicate ornament, penned in red. 16th century.
78. GOTHIC CAPITALS—16th century.
79. BLACK LETTER MINUSCULE—From a rubbing of a memorial inscription. Flemish. 1579.
80. FLEMISH MINUSCULE—From a memorial tablet at S. Jacques, Bruges. Cut in stone. There is a suggestion of turning over and interlacing the strokes of the letters, which was very usual in engraving of the period, whether on brass or stone. 16th century.
81. ITALIAN GOTHIC INITIALS. From a corale at Monte Casino. Framed in penwork in colour. 16th century.
82. ITALIAN INITIALS—Broad penwork of late Gothic character, neither so rigid nor so florid as the typical German writing of the period. 15th and 16th centuries.

83. ITALIAN GOTHIC CAPITALS—After Ludovico Curione. Penwork. 16th century. (Compare with German, 85.)
84. GOTHIC CAPITALS—By Albrecht Dürer. Penwork. Early 16th century. (Compare with 83 and 85.)
85. GERMAN MINUSCULE—Albrecht Dürer. Early 16th century. (Compare with Italian, 83.)
86. ITALIAN GOTHIC CAPITALS—After Cresci, etc. Penmanship. 1570.
87. ITALIAN MINUSCULE—From the original Writing Book by Vespasiano. These letters are exceedingly well shaped. Observe the second variety of the letter *r*. 1556.
88. ITALIAN MINUSCULE—From the original Writing Book, by Ludovico Vicentino. A good specimen of the so-called “ribbon letter.” When once the carver or engraver began to consider the broad strokes of his “black letter” as straps, and to suggest by ever so slight a cut that they were turned over at the ends (compare 80), it was inevitable that he should arrive eventually at this kind of thing. Florid indeed, but fanciful. Any form of letter might be so treated, but the treatment is peculiarly suited to the black-letter form, 1523.
89. ITALIAN MINUSCULE—By Vicentino. From the original Writing Book. The penmanship is florid, but not quite in the way of German flourish. 1523. (Compare with German, 85.)
90. ITALIAN GOTHIC MINUSCULE—From the original Writing Book by Palatino. Straight-lined, with elaborately flourishing extremities. It suggests the engraver. 1546.
91. ITALIAN CAPITALS—From the original Writing Book by Lud. Vicentino. The outline of the letters deviates into interlacings. But the knotting occupies approximately the natural thickness of the letter; and, though the outline is thus broken, the form of the letter is sufficiently preserved. This splitting of the letter, as it were, into ribbons in its thickest parts was not uncommon in 16th-century initials. It is obvious that any form of letter might be elaborated after this fashion. 1523.

92. ITALIAN INITIALS—From the original Writing Book by G. F. Cresci. This is a fanciful and rather elegant elaboration of forms common in Gothic writing. The familiar outline is, as it were, ornamentally fretted. 1570. (Compare with 20.)
93. ITALIAN GOTHIC CAPITALS—From the original Writing Book by G. F. Cresci. Apparently to some extent influenced by the Roman character. 1570.
94. ITALIAN MINUSCULE—From the original Writing Book by G. F. Cresci. Roman in character. 1570.
95. SPANISH GOTHIC CAPITALS—From the Writing Book by Juan Yciar. The forms of the K and Y are unusual. First half of the 16th century.
96. GOTHIC INITIALS—Woodcut. Used with printed type. End of 16th century.
97. FROM AN INSCRIPTION on a brass to Duke Albert of Saxony, Meissen. Something of a compromise between Roman and Gothic types. 1500.
98. ROMAN LETTERS—From the inscription on a bronze monument by Peter Vischer. Nuremberg. 1495.
99. ROMAN LETTERS cut in marble—Florentine. 15th century.
100. ROMAN ALPHABET—Engraved by Heinrich Aldegrever. 1530.
101. TYPICALLY ITALIAN RENAISSANCE—"Roman" capitals, by Serlio. 16th century. (Compare with Roman 42.)
102. GERMAN CAPITALS—By Daniel Hopfer. Renaissance or "Roman" in character, but not without traces of lingering Gothic influence. 1549.
103. GERMAN—From inscriptions at Bingen and other towns. Cut in stone, showing some licence on the part of the mason. 1576, 1598, 1618.
104. ITALICS—The sloping form came, of course, from the use of the pen, but it was largely adopted by the masons of the 17th and 18th centuries, who copied even the most elaborate flourishes of the writing-master. 17th century. (Compare 105.)

05. ENGLISH ITALIC WRITING—From inscriptions on monuments in Westminster Abbey. Stone-cutting in imitation of penwork, not characteristic of the chisel. 1665.
06. ENGLISH ROMAN LETTERING—From engraved stone slabs at Chippenham and elsewhere. 1697.
07. GERMAN CAPITALS—From the Germanisches Museum, Nuremberg. Painted on the wooden drug-drawers of an old apothecary's shop. Brushwork. Observe the bulging of the curved strokes. (Compare with 108 and 19.)
108. GERMAN CAPITALS—By J. H. Tiemroth, of Arnstadt. Penwork. From the titles of a series of water-colour paintings of botanical specimens. Observe the swelling of the curved strokes, and compare with 107 and 19. Here and there a letter shows an inclination to fall into Italics. 1738-48.
109. GERMAN MINUSCULE Roman letters—From Bamberg, engraved on brass, the background cut away. Observe the spur on the edge of the long strokes, designed to accentuate the parallelism of the line of lettering. 1613.
110. GERMAN LETTERING—From inscriptions at Osnabrück. Halting between majuscule and minuscule forms. Incised in stone. 1742-56.
111. GERMAN MINUSCULE—From a monument at Würzburg cathedral. Incised in slate. 1617.
112. GERMAN—From a monument at Würzburg. Incised in slate. Occasional capital letters are mixed up with the minuscule. 1784.
113. FRENCH—Of the period of Louis XV., by Laurent. This is a case in which Rococo scrollwork and flowers are compelled to take the form of lettering, more or less—in this case the form of current writing. 18th century.
114. FRENCH—A more reticent example of the period of Louis XV., by E. Guichard, in which it would, perhaps, be more accurate to say that the shape of the letter is broken up into ornament. 18th century.
115. ENGLISH COURT HAND—From Andrew Wright's "Court Hand Restored," a book designed to assist the student in deciphering old deeds, etc. This book was published in

xviii *Descriptive List of Illustrations.*

1815; but the character is at least as early as the 14th century, and may have been in use a century or more before that.

116. HEBREW ALPHABET.

117. HEBREW ALPHABET—Ornamental version. From Sylvestre's "Paleographie." Almost identical with a 16th-century alphabet by Palatino.

118. MODERN ROMAN, MAJUSCULE AND MINUSCULE, sans serif. These thin letters, all of one thickness, are sometimes described as "skeleton."

119. MODERN ROMAN, MAJUSCULE AND MINUSCULE, of French type, elegantly shaped and spurred. Drawn by J. Vinycomb.

120. MODERN ROMAN CAPITALS—A version of the French type (119). L. F. D.

121. MODERN ROMAN CAPITALS, not quite of the usual character and proportion. (Compare 101.) L. F. D.

122. MODERN ROMAN CAPITALS AND NUMERALS—Suggestive rather of the chisel than of the pen. J. Cromar Watt, architect.

123. MODERN ROMAN CAPITALS AND LOWER CASE—Rather further removed from orthodoxy than the last. J. W. Weekes.

124. ENGLISH—Roman capitals and numerals, by William Caslon. Printed type, "old face." 18th century.

125. ENGLISH—Roman lower case, and italic upper and lower case, by W. Caslon. Printed type, "old face." 18th century.

126. MODERN TYPE not used for book-work, but as a "display" type—Cast by Stephenson & Blake of Sheffield.

127. MODERN "COMPRESSED" TYPE (for "display")—Designed at the De Vinne foundry, New York.

128. MODERN FRENCH TYPE—Designed by Grasset, and used in France for book-work. An English version is in use for advertisements, etc.

129. MODERN "BLOCK" CAPITALS—Based chiefly on Roman. W. J. Pearce. From "Painting and Decorating." C. Griffin & Co., Ltd.

130. MODERN ROMAN "BLOCK," or sans serif, majuscule and minuscule, miscalled "Egyptian." J. W. Weekes.
131. MODERN ROMAN majuscule and minuscule Penwork. Roland W. Paul, architect.
132. MODERN RATHER GOTHIC CAPITALS—Penwork. R. K. Cowtan.
133. MODERN MAJUSCULE AND MINUSCULE, approaching to running hand. R. K. Cowtan.
134. MODERN MAJUSCULE AND MINUSCULE—R. K. Cowtan.
135. MODERN ROMAN ITALICS, majuscule and minuscule, in what printers call "revived old style."
136. MODERN ROMAN ITALIC capitals, with something of a cursive character. L. F. D.
137. MODERN MAJUSCULE AND MINUSCULE lettering and numerals, with more curvature in the strokes than in the typical Roman character. J. W. Weekes.
138. MODERN PEN ALPHABET—By Bailey Scott Murphy, architect. Described by him as "freehand without the use of geometrical instruments."
- 139 and 140. WRITTEN LETTERING—By R. Anning Bell. "The differing shapes of the same letters in the smaller alphabet depend of course on the letters on either side." Had they been for type the artist would have made them more exact; but in drawn letters he thinks the evidence of the hand not unpleasant.
- 141 and 142. MODERN ARCHITECT'S ALPHABETS, majuscule and minuscule, with numerals and wording, to show the adjustment of each letter to letters adjoining. Designed to be characteristically penwork. Professor A. Beresford Pite, architect.
43. MODERN ITALIC CAPITALS—By Walter West. Much of the delicacy of Mr. West's beautiful penmanship is unfortunately lost in the process reproduction.
44. MODERN PEN LETTERS—By B. Waldram.
45. MODERN PEN DRAWN ROMAN CAPITALS—By B. Waldram.
46. MODERN FRENCH "ROMAN" TYPE founded upon Serlio. (Compare 101.)

XX *Descriptive List of Illustrations.*

147. MODERN PEN WRITTEN UNCIALS—By B. Waldram.
148. MODERN PEN WRITTEN MINUSCULE. L. F. D.
149. MODERN CAPITALS—Inspired by Gothic. W. J. Pearce.
150. MODERN VARIATION OF MINUSCULE GOTHIC—Intentionally rather fantastic, but not intentionally departing so far from familiar forms as to be difficult to read. L. F. D.
151. MODERN GOTHIC CAPITALS—Again meant to be fanciful, but not to do any great violence to accepted form. An alphabet in which there is the least approach to design is always in danger of being considered illegible. Legibility is for the most part the paramount consideration; but there are cases, however rare, in which it is permitted even to hide the meaning so long as it is there, for those whom it may concern.
152. MODERN CAPITALS AND NUMERALS—Patten Wilson.
153. MODERN CAPITALS derived from Gothic, yet playfully treated. L. F. D.
154. MODERN CAPITALS—More or less playful variations upon familiar forms of lettering. L. F. D.
155. MODERN CAPITALS AND MINUSCULE drawn straight off with the pen. L. F. D.
156. MODERN PEN DRAWN LETTERS—Rather fantastically treated. German.
157. MODERN VERSION OF EARLY GOTHIC CAPITALS—Adapted for engraving on metal. L. F. D.
158. MODERN CAPITALS—Twisted, blunt brushwork. Could easily be worked in “couched” cord. L. F. D. (Compare 176.)
159. MODERN VARIATION UPON ROMAN CAPITALS—Blunt brushwork. L. F. D. (Compare 179.)
160. MODERN VERSION OF EARLY SPANISH LETTERS—Adapted for cutting with a single plough of the graver. L. F. D.
161. MODERN GERMAN version of Roman capitals. Otto Hupp. From “Alphabete und Ornamente.” Frau Bassermann Nachfolger, Munich.
162. MODERN CAPITALS adapted for engraving. L. F. D.

163. MODERN CAPITALS adapted for execution with single strokes of the pen. L. F. D.
164. MODERN CAPITALS—Rather Gothic than Roman, which break out (as was common in old work) into foliation which forms a sort of background to the letter. L. F. D., designed for Mr. Matthew Bell.
165. MODERN GERMAN GOTHIC CAPITALS (Facturschrift)—Penwork. Otto Hupp. In the later German character penmanship ran wild. The lettering is often quite inextricable from the tangle of flourishes in which it is involved. Herr Hupp has avoided the utmost extravagance of the national style. To any one acquainted with the German character, it is clear enough which of his sweeping strokes mean business, and which are merely subsidiary penmanship. The happy mean is, of course, to make ornament against which the letter tells plainly enough. That is attempted also in 164.
166. MODERN GERMAN GOTHIC capitals—Otto Hupp. From "Alphabete und Ornamente."
167. MODERN PEN DRAWN ALPHABET. By Otto Hupp, from Rudolf von Larisch's "Beispiele Kunstlerischer Schriften."
168. MODERN GOTHIC CAPITALS, executed with a quill—The forms designed for execution with two strokes of the pen. Walter Crane.
169. MODERN MAJUSCULE AND MINUSCULE, directly written with the simplest stroke of a quill pen. Walter Crane.
170. MODERN CAPITALS, shaped with deliberate view to direct and easy expression with the chisel, the cuneiform character of the Assyrian inscriptions being taken as a suggestion that a wedge-shaped incision was about the easiest thing to cut in stone. (See p. 28.) Alfred Carpenter and L. F. D.
171. GOTHIC MINUSCULE—From the Church of St. Francesco at Prato. Simple forms incised in marble and filled in with cement. About 1410.
172. MODERN MINUSCULE—From an inscription etched on lithographic stone by John Tischberger, who was a writing-master at Nuremberg, 1765-70. The touch is neither that of the pen, nor of the brush, nor of the chisel.

xxii *Descriptive List of Illustrations.*

173. MODERN CAPITALS, designed for wood-carving, the ornament typical of the Elizabethan, Jacobean, and Henri II. periods being taken as evidence of the ease with which strap-like forms may be cut with a gouge. L. F. D.
174. MODERN ALPHABET—Designed for engraving on silver. The black stands for the surface of the plate. It is as if this were a rubbing from the engraving. L. F. D.
175. GERMAN—From an inscription on a monument to Georicus de Lewenstein in the cathedral at Bamberg. Cut in brass. Something of a compromise between majuscule and minuscule lettering. 1464.
176. MODERN CAPITALS drawn with a continuous line, such as a silk cord "couched" upon velvet would naturally take, and suitable therefore for that form of embroidery. The flowing line is here as much dictated by the conditions as the square and angular forms of the letters following the mesh of the canvas in 173. This alphabet might equally well be traced with a full brush, and so executed in paint or gesso. It was worked by Mary Kidd of S. Mary's Embroidery School, Wantage.
177. MODERN CAPITALS EMBOSSED on thin sheet-metal, the form and fashion of the letters suggested by the ease with which they could be beaten up. L. F. D.
178. EMBROIDERED ALPHABET, founded upon some letters in an old English sampler—The peculiar angularity of the forms follows naturally from working on the lines given by the mesh of the canvas, and is characteristic of a certain class of very simple needlework. L. F. D. (Compare with 180 and 184, and with what is said in reference to 176.)
179. MODERN CAPITALS AND LOWER CASES—Scratched straight off in moist clay, afterwards baked. The form of the letters is such as could be most easily incised with a point or stylus, and is characteristic of the way of working out of which it comes. L. F. D. (Compare with 158, 159, 160.)
180. ROMAN CAPITALS—From the lace-book of Giovanni Ostans, adapted to working on a square mesh. Characteristic of

the method of execution, and not of any period. 1591.
(Compare 178.)

181. From inscriptions rather rudely carved upon a beam of elm now in the V. and A. M. The incised line on the face of the letters occurs only in parts. Letters G, J, K, Q, X, Z were missing. English, dated 1638. (Compare 76.)
182. MODERN GOTHIC RIBBAND ALPHABET—Engraved on brass, the ground cross-hatched. Adapted from Otto Hupp.
183. From a lengthy inscription round the obviously original gilt frame of a picture of the Last Judgment in the Academy of Bruges, by Jean, Provost of Mons, who died in 1529. Painted. Flemish. The missing letters are given in outline. (Compare 68.)
184. MODERN ALPHABET IN RIGHT LINES, suggested by the square form of Chinese writing. L. F. D. (See p. 29. Compare with 178.)
185. MODERN ALPHABET, expressive of the brush, suggested by brush forms in Japanese writing. L. F. D. (See p. 29.)
186. MODERN BRUSHWORK LETTERS after Mucha.
187. MODERN STENCILLED ALPHABET adapted from E. Grasset and M. P. Verneuil.
188. MODERN GERMAN MINUSCULE—Fancifully treated. After Franz Stuck, compiled from various designs by him, in "Karten und Vignetten," etc.
189. MODERN MINUSCULE ALPHABET—By Selwyn Image. An example of his ordinary penmanship, given as an example of a modern handwriting which may fairly be described as calligraphy.

AMPERZANDS.

190. AMPERZANDS from various MSS., dating from the 7th to the 15th centuries.
191. AMPERZANDS—Free renderings of instances dating from the 16th century to the present day. In the top row may be traced the connection between the accepted & and the letters ET, of which it is a contraction.

NOTE.—Other examples of amperzands occur in illustrations 105, 119, 123, 124, 127, 128, 135, 139, 146, 152, 155.

NUMERALS.

192. GERMAN. CUT IN STONE—The peculiar form of 4 is of the period; the 7's have, so to speak, fallen forward. 1477.
193. VARIOUS 15TH-CENTURY DATES—Flemish and German. 1491 is carved in wood and grounded out. 1439 is cut in stone, 1499 in brass.
194. FIFTEENTH CENTURY—German. Cut in stone.
195. DATES FROM 1520-1545—Chiefly cut in brass or bronze. The figures in relief and grounded out.
196. FIFTEENTH CENTURY Numerals, 1520-1531, etc. German. Cut in bronze or brass.
197. NUREMBERG—Bronze. About 1550.
198. GERMAN—Bronze. 1560.
199. ITALIAN—Painted on faience. Brushwork.
200. BRUSHWORK—16th or 17th century.
201. ITALIAN—From a corale. Penwork. Compare 83 and 87. 16th century.
202. GILT FIGURES on a dark ground—Brushwork. 1548?
203. INCISED IN WOOD—1588.
204. BRASS, GROUNDED OUT—16th century.
205. PAINTED ON GLASS—16th century.
206. BRUSHWORK—16th or 17th century.
207. ROTHENBURG—Cut in stone. The 4 suggests the origin of the 15th-century shape. It is an ordinary 4 turned part way round. 1634.
208. ROMAN NUMERALS—From a bronze dial. Swiss. Figures in relief, grounded out. 1647.
209. CUT IN STONE—1692.
210. VARIOUS DATES—1633, wood in relief. 1625, wood incised. The rest on brass (grounded out) or cut in stone. The 1 in 1679 resembles the letter *k*—a not uncommon occurrence in 17th-century German inscriptions.

211. VARIOUS 18TH-CENTURY NUMERALS—The complete series from an English writing-book (Curtis), 1732. The Dates incised in stone.
212. DATES FROM MONUMENTS—Stone and brass. 18th century.
213. NUMBERS FROM AN OLD MEASURE—Inlaid in brass wire on hard brown wood. 1740.
214. VARIOUS DATES—1573, Flemish, engraved on steel. 1747, German, twisted brass wire inlaid in wood.
215. FANCIFUL NUMERALS. L. F. D.
216. MODERN.
217. MODERN—L. F. D. (Compare with 158, 159, 176.)
218. MODERN GERMAN—Alois Müller.
219. MODERN—L. F. D. (Compare with 151.)

NOTE.—Other numerals occur in illustrations—

105.	A.D.	1665.
106.	A.D.	1697.
122.	MODERN.	J. Cromar Watt.
124.	„	Caslon type.
128.	„	Type.
137.	„	J. W. Weekes.
138.	„	Balley Scott Murphy.
139 and 140.	„	R. Anning Bell.
141.	„	A. Beresford Pite.
152.	„	Patten Wilson.

ART IN THE ALPHABET.

THERE are two conditions on which the artist may be permitted to tamper with the alphabet: whatever he does ought, in the first place, to make reading run smoother, and, in the second, to make writing satisfactory to the eye. Neither of these desirable ends should, however, be sought at the expense of the other.

The way to make reading easier is to mark whatever is characteristic in the letter; to develop what is peculiar to it; to curtail, or it may be to lop off, anything which tends to make us confound it with another; to emphasize, in short, the individuality of each individual letter, and make it unmistakable. At the same time, there is no reason why reading should not be made pleasant as well as easy. Beauty, that is to say, is worth bearing in mind. It must not, of course, interfere with use; but there is not the least reason why it should. Beauty does not imply elaboration or ornament. On the contrary, simplicity and character, and the dignity which comes of them, are demanded in the interests alike of practicality and of art.

It is impossible judiciously to modify the letters of the alphabet as it is, or as at any given time it was, without thoroughly understanding how it came to be so. The form and feature of lettering are explained only by its descent.

All writing is a sort of shorthand. It is inevitable that the signs used to represent sounds should be reduced to their simplest expression. They become in the end mere signs, as unlike the thing which may have suggested them in the first instance as a man's signature, which is yet honoured by his banker, is unlike his name: enough if writing convey what we are meant to understand: the business of a letter is to symbolize a definite sound.

We arrive, then, by a process of what has been termed "degradation" of such natural forms as were first employed in picture-writing (call it rather adaptation), at an alphabet of seemingly arbitrary signs, the alphabet as we know it after a couple of thousand years and more. So well do we know it that we seldom think to ask ourselves what the letters mean, or how they came to be.

The explanation of these forms lies in their evolution.

Our alphabet is that of the Romans. We speak of it to this day as Roman, to distinguish it from Gothic or black letter. The Romans had it from the Greeks, or, if not immediately from them, from the same sources whence they drew theirs.

Certainly the Greek, Etruscan, and old Roman

alphabets were all very much alike. They resembled one another in the number of letters they contained, in the sound-value of those letters, and in the form they took. There were sixteen letters common to Greeks, Etruscans, and Pelasgians: ΑΒΓΔΕΙΚΛΜΝΟΠΡΣΤΥ; and this number sufficed always for

ΑΑ ΒΒ ΒΒ ΓΔ ΕΕ ΕΕ ΕΖ Ζ

ΗΘ Θ ΙΚ Κ Λ Μ Ν Ο

Ο Π Ρ Ρ Ρ Τ Υ Υ Φ Χ Χ Ψ Ω

I. GREEK MS. 9TH CENTURY.

the Etruscans, the race dying out before ever it had need of more. The Greeks had no longer (as the Egyptians had) any signs to represent syllables, that is to say combinations of vowels and consonants, but they grafted on to the old Pelasgian or native alphabet (whencesoever that may have been derived) sundry new letters necessary to express new words, borrowed from the

ΕΩΩΠΤΕΔΕΘ
 ΕΡΩΑΝΖΕΝ
 ΜΗΗΩΕΠ
 ΜΑΤΟΙ, ΗΗ
 ΑΝΟΥΡΩΕ
 ΚΩΤΕΕΥΠΟ
 ΛΙΣΕΡΟΕΙΣ
 ΕΡΟΣ,

2. COPTIC MS. 5TH TO 10TH CENTURY.

Phœnicians. Naturally they took the letters also from them. These same Phœnicians had probably adopted from the Egyptians signs to express foreign sounds new to their own language, without knowing or caring anything about the pictorial origin of such signs. There was thus no reason why they should not modify what they regarded as arbitrary expressions of sound-values, and every reason why they should reduce them to the very simplest and most conveniently written shape—which they did; and so it comes about that we to-day are in all probability directly indebted to ancient Egypt for at least a portion of our alphabet, far removed as it may be from the hieroglyphics

of the Pharaohs. That, however, is by the way, and, besides, a long way off. For present purposes we need not go further back than to ancient Greece. The four Phœnician letters first incorporated with the Greek alphabet were Ζ, Θ (*th*), Φ (*ph*), Χ (*ch*), and eventually there were added also the letters Η (*ee*) Ω (*oo*), Ψ (*ps*), Ξ (*ks*).

The Romans dropped all compound consonants, using at first the two consonants which most nearly expressed the sound equivalent to that of the Greek double letter; for example, PH in place of Φ. But they proceeded also to devise single letters for sounds which until then had been expressed by two; F, for example, instead of PH, and Q for CV.

Φ Η Ε Θ Ν Λ Σ Ο Β Τ
 Ψ Ω Ι Τ Η Δ Χ Ω Κ
 Π Η Ρ Ω Ο Υ Ψ Φ Η
 Ε Β Ο Λ Γ Ι Π Υ Λ Χ Ε
 Κ Τ Ε Φ Ψ Ω Ι Τ Ψ
 Σ Ω Ο Υ Τ Ε Ν Ψ Ν
 Ψ Ω Υ

Ο ΟΣΑΠΟΣΟΑ
ΖΕΣΟΧΤΕΣΩ
ΕΠΕ ΟΧΟΖΑΥΕΑ
ΧΙΝΕΛΑΥΕΒΟΑ
ΒΕΝΤΕΚΗΝΗ
ΝΤΕΤΥΕΤΥΕΘ
ΡΕΕΥΧΩΣΩ
ΧΕΕΑΧΙΝΕΛ
ΝΕΝΩΗΡΩΠΙΣΑ

A Greek alphabet of the year 394 B.C. is given in alphabet 28, and a 16th-century version in 29. The more cursive form employed by the 9th-century scribe is shown in the manuscript letters (1) on page 3.

It is interesting to compare with these the Coptic writing (2, 3, 4), which is obviously only a variant upon the Greek; for the Christianized Egyptians, when they accepted Christianity, adopted the Greek alphabet, just as the Turks took the Arabic character at the time they accepted the Koran; and when, in the 6th century, the new faith was firmly established at Alexandria, Coptic writing supplanted the old Egyptian. So it happens that the Coptic alphabet is Greek, except for seven extra signs, taken from the ancient demotic alphabet, to express Egyptian sounds for which the Greeks had no equivalent.

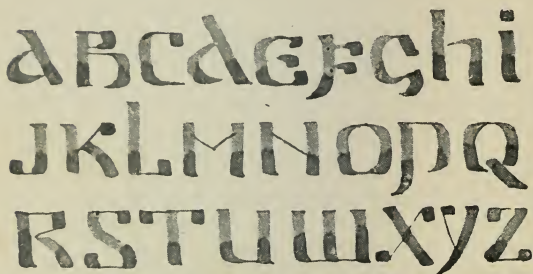
Akin to the Coptic lettering is the Moesian alphabet of the 4th century (5), which bears on the face of it the evidence of the broadly cut pen with which it was written.

The early Roman or Latin alphabet differed very little from the Greek. The latest comers in it were G H K Q X Y Z.

In its adaptation to the Latin language, Greek gamma or G becomes C. G is, in fact, almost equivalent to *hard* C. To the not too subtle ear the two sounds are like enough to pass one for the other, just as *soft* C may be made to do duty

for S. When G came to be used as a separate letter, distinct from C, then C in its turn was used for K, though K did not go quite out of use.

The Greek H (*heta*) stood for EÉ; but at the



5. MOESIAN MS. 4TH CENTURY.

beginning of a word it answered the purpose of the aspirate. The Romans used it for the aspirate only; that is to say, practically just as we use it now, for H.

The letter J did not exist either in the Greek or in the ancient Roman alphabet. It is equivalent to II. Place one I over the other and you get a long $\frac{I}{I}$. Eventually the initial developed a tail, and became J. Towards the 15th century the initial I was pretty generally written J.

The Greek Y (*upsilon*) becomes the Roman V—whence the confusion, until modern times, of the letters U and V, long used indiscriminately. They

were considered as interchangeable; one or other of them might be used, or both at once in the same word in the same sense. It was not until the 10th century that the custom arose of reserving V for the beginning of a word, and elsewhere using U.

Ω (*omega*) stood for OO, and in the minuscule form, ω looked like it, thus *showing* its derivation; but in the end it was used for UU, or W. It appears that in some Greek dialects it is used for OU. It is quite certain that in the 9th century (see p. 3) omega was *written* precisely like a W. When you come to think of it, the sounds are very nearly alike. Take any word beginning with W, change the double U into double O, and then try and pronounce it—say, for example, not WHY, but OOHY. Is it not much the same thing?

The alphabet, as we know it, owes something also to Scandinavia. The Runic writing, as the script of the Scandinavian and other Northern European priesthood was called, dates back to legendary days. It was the invention, they say of Odin himself. If so, Odin, to judge by internal evidence, must have derived it from some earlier Greek or Roman source. What we know is, that it was in use from the time of the first intercourse between Scandinavians and Romans. The Christian Church forbade its use, and with the triumph of Christianity it passed out of currency; but it

ABCDEFGHIJLM
NOPQRSTUY

6. ROMAN MS. 4TH CENTURY.

lived long enough to affect in some degree our Anglo-Saxon writing.

It will be well now to mark the more decided steps in the progress of the alphabet. The type we use takes, as every one knows, two forms—a larger and a smaller, a major and minor, or as printers put it, “capitals,” and “lower case” or the small letters which, being most continually in request, it is convenient to keep near at hand, in the lower part of the case from which the compositor, so to speak, feeds himself. Our written character takes the form of a “running” hand, and is known by that name, or by the more high-sounding title of “cursive.”

Now, the printer’s “lower case,” or “minuscule,”

ābcđefghjlm
nopqrstuwxz

7. MS. 7TH CENTURY.

ΑΒΓΔΕΖΗΘΙΚΛΜ
 ΝΟΡΡΤΣΤΥΥ

8. ROMAN UNCIALS. 8TH CENTURY.

as it is also called, is practically the book form of running hand, except that the letters are quite separate, not conjoined as they are in what pretends to be only the hand of the ready writer, and does not claim to be beautiful at all.

The earlier form, whether of Greek or Roman letter, was the capital, the square shape, with relatively few curved lines, which could conveniently be cut in stone or engraved on metal. This is, in fact, the *monumental* style—adapted to, and, what is more, inspired by, the chisel or the graver. You have only to look at it (40, 42, 43) to see how

ΑΒΓΔΕΖΗΘΙΚΛΜ
 ΝΟΡΡΤΣΤΥΥ

9. ROMAN "RUSTIC" WRITING. 5TH CENTURY.

A B C D E F G H I L M
 N O P Q R S T V Y

10. ROMAN MS. CAPITALS. 6TH CENTURY.

precisely fit it is for its purpose. There is no mistake about it, it is incision.

Manuscript writers adopted for book writing a different character, or rather they adapted the square capital letter to more ready execution with the pen, and so evolved a rounder kind of letter which is known by the name of *uncial*—not that it was invariably inch-long, as the term is supposed to imply.

The uncial form of writing is intermediate, you will see (8), between the monumental writing and the “current” hand of the ready writer. It is, if not the step between the two, a compromise between them—no matter which; what it concerns us to know is that calligraphy took that direction, which goes to explain many a later form of letter widely differing from the original square type. The relationship between these uncial letters and the cursive Greek (1) is obvious.

The uncial character does not so much affect the modern printer; but it is the form of letter from which the artist who prefers his own handiwork

AAACDEFILM

OOPORSTV

II. MS. CAPITALS. 6TH CENTURY.

to that of the printing press has perhaps most to learn.

A squarer form of capital employed by the Romans in manuscripts of the 5th and two following centuries, is known by the name of "rustic;" not that there was anything rustic about these capitals in our sense of the word; but the Latin word was used in the sense of free and easy, *sans gêne*. The character of the writing is not so formal as was supposed to befit the town. It is a kind of country cousin; it stands, let us say, for the Roman capital in a loose coat and a soft hat. The characteristic points about it (9) are that the vertical strokes are all very thin, and the cross-strokes broad. These cross-strokes take the form of a kind of tick, tapering at the ends; and similar ticks are used to emphasize the finishing of the thin strokes. That all of this is pen-work is self-evident. But, as before said, the more usual form of penmanship at that time was the uncial letter.

ABCDEFGHIK LNOPRSTVX

12. BYZANTINE CAPITALS. 7TH CENTURY.

Even when the Roman manuscript writers used, as they sometimes did, the square capital form, they did not confine themselves (II) to the severely simple shapes which came naturally to the lapidaries. The unequal strength of the lines, the thickening of the strokes at the ends, and the spurred or forked shapes they take, all speak of the pen; not the steel pen, of course, nor yet the more supple quill, but the reed pen—rather blunter than a quill, but pliant enough, and not given to spluttering. Moreover, it did not tempt the writer to indulge in unduly thin upstrokes.

Capitals, Greek and Roman alike, represent, roughly speaking, the first accepted shapes, engraver's or carver's work. Uncials stand for MS. writing, scribe's work, growing by degrees rounder and more current. The smaller minuscule was evolved out of the running hand of the mercantile, as distinguished from the literary, scribe. It was not used by the ancient Romans, and it was not until towards the 8th century that running hand was thus reduced to order. The greater part of what is called cursive writing scarcely concerns

ABCDEFGHIJKLMN
OPQRSTUVWXYZ

13 INSCRIPTION CUT IN STONE. A.D. 1085.

the calligrapher ; it might equally be called discursive, so apt is it to run wild, in which case it tells less of the progress of writing than of the caprice or carelessness of the individual writer.

That was not the case with the various ceremonial versions of running hand employed by the writers of Papal Bulls and Royal Charters. Such "diplomatic" hands, as they are styled (because diplomas were written in them), and the so-called "Chancery" hands, are highly elaborate, and in a sense ornamental, but they are so unlike our writing as to be, practically speaking, illegible. They are very suggestive for all that. A specimen of English Court hand is given in Alphabet 115.

With the decline of the Roman empire came naturally the demoralization of the Roman character, capital or uncial ; and just in proportion as Rome ceased to be the one centre of the world, and other nations rose into importance, so their writing began to show signs of nationality. At the loss of some refinement, we get thenceforth

variety of character. By the beginning of the 8th century distinctly national styles of lettering were evolved.

To subdivide these styles so minutely as the learned do, is rather to bewilder the poor student by their multitude. The important European races were, the Latins, the Franks, the Teutons and Anglo-Saxons, and the Visigoths; and from them we get respectively the Lombard, the Frankish,

EXPLICIT: LIBER: SEXTVS:
INCIPIT: LIBER: SEPTIMVS:

14. FRANCO-GALLIC MSS. HEADLINES. 7TH CENTURY.

the Teutonic and Anglo-Saxon, and the Visigothic types of writing, all of which eventually merge themselves in what we call Gothic, in which, nevertheless, we still find traits of nationality, English, French, Italian, German, Spanish, as the case may be.

First as to the Lombardic character, which prevailed in Italy from the 8th to the 11th century. It was not, as its name might be taken to imply, the invention of the Lombards. They were just long-bearded conquerors, and invented nothing. The character was not even confined to Northern

Italy ; only it happened first to be developed there, and so all later Latin writing (after the Empire) came to be called "Lombardic."

It has already been explained how uncial writing was transitional between square "caps" and rounder pen-forms. The Lombardic shows a further stage of transition. The penman had not quite made up his mind between straight lines and curved ; he hesitated between the square-lined M and N and the rounded forms (19, 20, 54). Eventually he decided in favour of the bulging shapes, which in their later development we distinguish by the name of Lombardic capitals (59).

There is a broken-backed version of the Lombard minuscule, "*Lombard brisée*" the French call it, which, though not intrinsically beautiful, is interesting as foreshadowing the later form of Gothic "lower case" which we call "black letter."

Our own "lower case" we get more or less directly from Charlemagne. He found, perhaps his friend the Pope told him, that writing had degenerated by the time he came to the throne (A.D. 800) to a state unworthy of a mighty emperor. Accordingly he ordained its reformation. He went so far as to compel bishops and other important personages who could not write decently, to employ scribes who could. In this way he revived the small Roman character, which we eventually adopted for our printed type.

The scribes of Charlemagne (and for some time

after him) did not yet manage to fashion very satisfactory capitals. They still mixed up letters all of one thickness with others in which thick and thin strokes, or diminishing strokes, were used in a most illogical and awkward way (50)—indicative, of course, of a period of change. But they did arrive at a satisfactory and very characteristic rendering

INNE DN NEPTORSELM
 PREFATIONS INQVA
 EXPRIMITVR HVVILS

15. VISIGOTHIC MS. 10TH CENTURY.

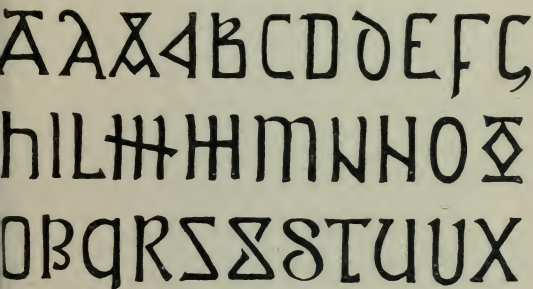
of minuscule lettering. A conspicuous feature in it was the elongation of the longer limb of the l p g q f d—*tails*, that is to say, came into fashion, and long ones, as much as four or five times the length of the body of the letter. The letter s took also the long form, f. The letter t, on the other hand, does not rise much above the line, sometimes not at all.



16. SAXON ILLUMINATION (CAROLINE). 9TH CENTURY.

That elongation of up-and-down strokes is characteristic of Frankish and Visigothic lettering generally. It occurs even in the case of capitals, as in the headlines of the 10th-century MS. on p. 18. There the I, the H, and the L rise high above the heads of their fellows, whilst, on the other hand, the V-shaped U in the word OPVSCVLVM is reduced to more than modest proportions.

There appears to be in Visigothic lettering, of which that is a good example, usually a trace of Moorish influence, betraying itself in the liberties taken with the *proportion* of the characters; the Moors had by that time overrun Spain.



17. ANGLO-SAXON.

a b c d e f g h i j k l m
 n o p q r s t u

18. ANGLO-SAXON MS. 9TH CENTURY.

There is something very whimsical about the character of Anglo-Saxon capitals; at times mechanically square in form, at others exceptionally flowing and even frisky (16, 17, 48, 49). Anglo-Saxon lettering was affected by lingering traces of an obsolete alphabet derived perhaps at some remote period from the Gauls, which, to judge by internal evidence, must have been something like the Greek. In the minuscule character (18) there is a curious twist in the long stroke of the b and l.

By the 13th century the Gothic style had formed itself. In the next hundred years or more it was perfected. At the end of the 15th century it was

A C D E E E I L M N O P Q
 Q R S T U V

19. FLORENTINE, INCISED AND INIAID. 12TH CENTURY.

still flourishing—flourishing was the word literally—in the 16th letters were sometimes nearly all flourish: it takes an expert to read them.

The Gothic variations upon the Roman capital form are characteristic: the thick strokes are not even-sided, but expanded at the two ends or narrowed towards the centre; the curved strokes do not swell so gradually as before, but bulge

ALDDDEHL
IMNDOPRSY

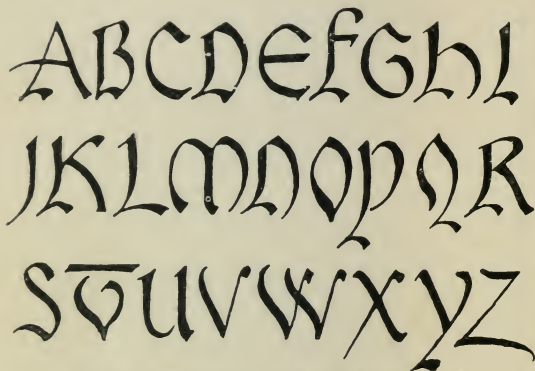
20. ITALIAN MS. EARLY 13TH CENTURY.

more or less suddenly; the tails of sundry letters break insubordinate from the ranks; and the extremities are often foliated or otherwise ornamented (52, 55, 56). Markedly characteristic of Gothic of the 13th and 14th centuries are also the "closed" letters, of which examples occur in Alphabets 61, 62, 63, 64, etc.

What are called Lombardic capitals were used, not only as initials, but for inscriptions throughout. In fact, it was not until the 15th century that

inscriptions were commonly written in minuscule letters. In many cases these Lombard capitals were not written with a pen, but with a brush, from which results something of their character. The brush lines were fatter than pen strokes.

Gothic characteristics, however, only gradually



21. FREE RENDERING OF LOMBARD MSS. ABOUT 1250.

asserted themselves, and individual scribes clung tenaciously to the older forms. The alphabet opposite, for example, though of the 15th century, only mildly represents the period to which by date it belongs.

Gothic letters lend themselves to more variety in design than Roman, not being so perfect in themselves. To some, perhaps, they are more

interesting on that very account : perfection palls upon us. Anyway, the Gothic forms are often very beautiful. The Roman letter is classic, and therefore fixed—or, should it rather be said, it is fixed, and therefore classic ?

With regard to the Gothic minuscule character (23, 24, 25), the even perpendicularity of the broad, straight strokes gives at a glance the character distinguished as "black letter," because it is rela-

ABCDEF GHIILM
NOPQRSTVXZ

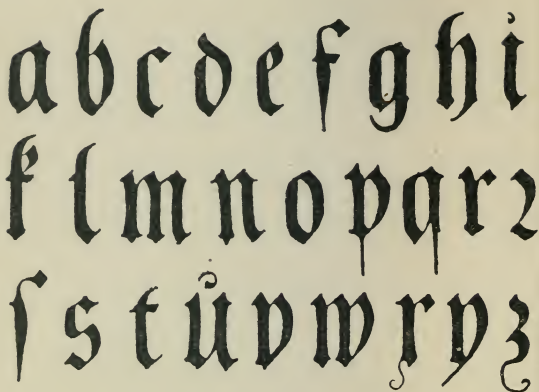
22. CAPITALS. 15TH CENTURY.

tively much heavier than the Roman minuscule. You have only to compare the two to see that the "black letter" *is* blacker.

The Germans marked this form of lettering for their own, and persevered in its use long after the rest of the world, in pursuance of the fashion of classicism prevailing in the 16th century, had abandoned it for the Roman style of lettering.

The mediæval German version of black letter was stronger than that of other countries, the French more fanciful, the Italian more refined, more perfect, but perhaps never so Gothic.

The old "black letter" varied, as will be seen,



23. GERMAN GOTHIC MINUSCULE.

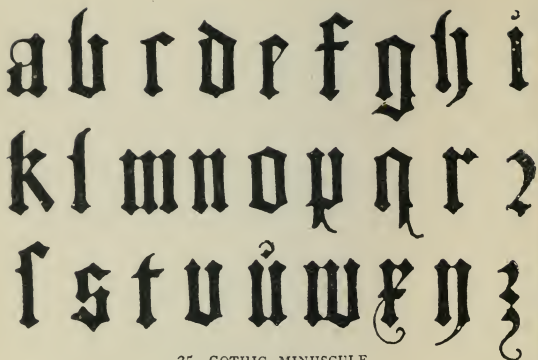
very much in character. The rounder form (23) is freer, easier to write, more cursive. The more regular and straight-backed letter (24, 25) went rather out of fashion for a while; but it was revived by the printers, who saw in it what they could best imitate.

The type we use nowadays has shaped itself in a more or less accidental way. In the first place, it was a copy of manuscript forms. That was inevitable. Possibly printers were anxious to palm off their printed books as manuscripts. But, apart from any such intent on their part, their text was bound to follow the written page, or no one would have been able to read it. And as, at the time of

a b c d e f g h i
k l m n o p q r
s t u v x y z

24. GERMAN GOTHIC MINUSCULE.

the introduction of printing, two styles of writing were in use for manuscripts, there arose naturally two styles of printed type—"Roman" and "black letter." In printing, as in manuscript, however, black letter gave way to the Roman character, but not all at once; there was a period of transition during which some very interesting and characteristic types were used. We in our day have arrived, by a process of copying the copies of copies of copies, from which all the virtue of vitality and freshness has died out, at a 20th century type (look at the newspapers), which compares most unfavourably with the early printing. The modern form of letter is in a measure fixed for us by



25. GOTHIC MINUSCULE

circumstances ; we cannot conveniently depart far from it ; but something may be done. There is no need to revive mediæval lettering, no occasion to invent new lettering all out of our own heads, if that were possible ; any new departure of ours must be very much on old lines ; but at least we might found ourselves upon the best that has been done, and go straight to that for inspiration.

Type, as before said, was based on manuscript forms. These manuscript forms had been shaped with a view always to easy writing. What was difficult to pen dropped out of use, and lettering became what the scribe made it. The considerations, however, which guided the writer no longer concern the printer. It is time, perhaps, he took stock of the alphabet—looked over it with a view

to its perfection, since one shape is about as easy to *print* as another. The changes which have taken place in our printed type during the last three hundred years or so may very likely have been on the whole in the direction of easy reading, but they have not been in the direction of beauty; and it is quite likely that it may be worth while restoring some obsolete forms of letter now that we have not to write them. There is inconvenience in departing in any appreciable degree from the accepted form of letter; but we have arrived to-day at a period when everyone is so familiar with the printed page that, prejudiced as we may be against any modification of it, there is no danger of our finding any real difficulty in reading an improved type. Lettering is none the more legible because it is ugly: beauty is compatible with the very sternest use.

The earliest writing was most probably scratched with a point upon whatever came handiest to the scribe—skins, palm leaves, or the bark of trees, and especially upon clay, a material which had only to be burnt to become more lasting than stone.

If, in scratching upon firm clay, the writer begins his stroke with a dig and then drags out the tool, it results in a wedge-shaped scratch. That seems to be the way the cuneiform character came about; but the lettering upon the early Babylonian "bricks," as they are called, is so precisely defined that it must have been done with a sharp graver-

like point. These "wedge-shaped" or "arrow-headed" characters came to be copied, as we know, in stone, in which again they were about the simplest thing to cut. Three, or at most four, direct cuts give the Ninevite character, as we know it in the famous bas-reliefs. It is descended from clay forms, but its own mother was the stone out of which it was cut. The chisel was its father. Even in inscriptions as late as the eighteenth century or thereabouts, the stone-cutter lapses, as may be seen opposite, into more or less wedge-shaped incisions; the chisel tempted him, and he yielded to its persuasion.

From the cuneiform character to simple Greek (40) or Roman (42) capitals, as square as well could be, is not far; and the clear-cut inscriptions on classic monuments are still typically chisel work. Very early Greek inscriptions are, however, not much more than scratched in the granite or whatever it may be. The small Greek character on the famed Rosetta stone is *mere* scratching.

Writing done with a stylus on tablets of wax was naturally blunt. Penwork at first was also much blunter than modern writing—owing partly, no doubt, to the use of the reed pen, partly to the texture of papyrus, and partly to the consistency of the ink. The strokes of early lettering in Egyptian, Greek, and Latin manuscripts alike, are rather thick, and rounded at the angles, not sharply turned.

It was a reed pen with which the Arabs wrote,

holding it more or less horizontally so as to retain the ink, and sloping the paper or papyrus at a convenient angle ; and it was in writing the Roman letters with a reed pen that the mediæval scribes gave it its Gothic character. It was not until the quill (which held the ink better) came into use that the Italians developed their minuscule letter with its thick and thin strokes.

A glance is sometimes enough to tell whether an early Egyptian manuscript was written with a pen

A B C D E F G G H I
 K L M N O P P Q Q R
 S S T U V W W X Y Z

26. FROM INSCRIPTIONS CUT IN STONE. ABOUT 1700.

or with a brush. The Arab penmen, who took great pride in their art, wrote with a wonderfully elastic pen, and got out of the reed forms which remind one at times of brushwork ; but the *neskhi* character is as obviously the pen form of writing as the squarer *cufic* is the monumental. So also we find among the Chinese and Japanese one form of lettering which is characteristically brushwork, and another almost rectangu'ar, which last is clearly the monumental manner.

Even in late Gothic lettering we find a minuscule which is of the pen (23), and another (24, 25) which is monumental, adapted, that is to say, to precise and characteristic rendering with the graver upon sheets of brass. It is curious that out of this severe form of writing the florid ribbon character (88) should have been evolved. But when once the engraver began to consider the broad strokes of his letters as bands or straps, which, by a cut of the graver, could be made to turn over at the ends, as indicated in Alphabet 80, it was inevitable that a taste for the florid should lead him to something of the kind. The wielder of the brush was in all times induced by his implement to make flourishes (32, 33), in which the carver had much less temptation to indulge. The sloping or "italic" letter (27) is, on the face of it, the product of the pen.

We find, then, that the implement employed, stylus, reed-pen, brush, or whatever it may have been, goes far to account for the character of ancient lettering. So soon as the writer ceased to be satisfied with mere scratching or blunt indentation, and took to the use of the chisel, he felt the need of a square cross-cut to end the stroke of his letter. If that was broad, there was no occasion for the cut to go beyond the width of the stroke itself. If it was narrow, the easier thing to do was to anticipate the danger of overshooting the mark, and frankly extend the end cut. This method of finishing off the broad line

by a projecting cross-line is technically called truncation, though literally that only means cutting off. Slight but appreciable difference in character results from the angle at which the strokes are truncated or cut off.

In working with a pen, this difficulty of ending the stroke occurs only in the case of very bold lettering. In small writing the strokes naturally

a b c d e f g h
i k l m n o p q
r s t u x y z

27. ROMAN ITALICS.


take pen-shape. They start square and gradually diminish, or *vice versâ*, or they thicken in the middle, according to the angle at which the pen is held, and to the pressure, which it is difficult to keep quite equal from end to end of the stroke.

It should be observed that the pressure is not naturally in the middle of the stroke, but at one end; the penman does not naturally get the symmetrical Roman O, but the Gothic O (87).

That is the pen-born shape. The even-sided O was, if not easier to cut in stone, at least as easy; there was nothing to prevent symmetry, which was accordingly the rule in sculpture. It is rather futile to aim at that kind of thing with a pen; much better let the pen have its way; and its way is otherwise (147, 163). We get so much more out of our tools by going with them, that it is rather stupid to strive against them.

In very bold writing, even with a pen, the necessity for truncating the thick strokes occurs. You cannot easily, with one stroke of the pen, make a thick line which begins and ends square. It wants trimming; and the easiest way to trim it is by means of a fine cross-stroke extending beyond its width. This cross-stroke **T** helps to preserve and to accentuate the regularity of the *line* of lettering, for which a writer worth the name naturally has a care. The broad stroke being rather loaded with ink, the fine cross-stroke is inclined, in crossing it, to drag a little of the ink with it, rounding one angle of it. The obvious way of rectifying that is to round the opposite angle also—and so we have the familiar finish **T**, which is equivalent to the “spur” of the chiseller mentioned just now (119).

The angle at which the cross-line joins the stroke may be softened until it disappears, and the stroke appears to be curved on either side—“dilates,” to use another accepted term, at the




28. ROMAN MOSAIC. LOUVRE, PARIS.



29. ENGRAVED BRONZE TABLETS. NAPLES MUSEUM.



30. ENGRAVED BRONZE TABLETS. NAPLES MUSEUM.



31. STONE. CORDOVA. 1409.

ends. Historically, we arrive at that in Lombardic and other writing as early as the 8th century (46).

Anticipating this dilation, the penman eventually made strokes in which the elementary straight line altogether disappears (54). Further elaborating, he arrived at the rather sudden swelling of the curved back of the letter, familiar in work of the 13th century and later (58, 70). With the forking of the terminations, and the breaking of the outline in various ways (20), we arrive at fantastic variation to which there is no conceivable end (34, 69, 71, 72, 92). Few instances, therefore, of the elaborate ornamentation of the lettering are here given (91, 92, 113, 114). Enough to give alphabets in which the ornamental design is in the construction of the letters themselves.

With the use of thick and thin strokes comes a difficulty. Which shall be thick, and which thin? The scribes were a long while making up their minds on that point, and they contrived some very awkward combinations (50). The solution we have at last come to is probably the best that could be found. We need scarcely bother ourselves about trying to improve upon modern practice in that respect; it has been a case of the survival of the fittest.

Out of the use of thick and thin strokes arises the necessity for graduated strokes, there being no other way of treating the *curved* lines intermediate between the two. Then, if the thick strokes are



32. PAINTED ON HISPANO-MORESQUE POTTERY.
15TH AND 16TH CENTURIES.

truncated, the thin lines appear to want corresponding accentuation at the ends; and so the "serif" runs all through the alphabet (101, 102, etc.).

The further influence of the writing tool upon the form of the letter is shown on pages 35, 37, 39, 41, and in Alphabets to which reference is made in the descriptive list of illustrations. A number of these Alphabets have been deliberately designed with a view to execution in a specific material.

With regard, now, to Numerals. Until the 15th century, the letters M, D, C, L, X, V, and I were in general use to express numbers.

The Arabic numerals, as they are called, found their way into Europe some time during the 12th century, but did not come into general use before the 15th, nor indeed much before the introduction of printing, which diffused the knowledge of them. Their adoption in England was more tardy than on the continent, the beginning of the 17th century being given as the date of their universal acceptance here. The numerals, as we know them, or even as they were written in the 15th century, do not bear any marked resemblance to the genuine Arabic; numbers 1 and 9, and the all-important cypher, 0, are the only Eastern figures which seem to claim direct oriental ancestry.

The figures of the 15th century are not always at first sight very easily legible; the 7, for example (190), presents anything but a familiar appearance, but upon examination that inverted V proves

f f f f f f f f f f
 g g g g g g g g g g
 h h h h h h h h h h
 i i i i i i i i i i
 k k k k k k k k k k
 l l l l l l l l l l
 m m m m m m m m m m
 n n n n n n n n n n
 o o o o o o o o o o
 p p p p p p p p p p
 q q q q q q q q q q
 r r r r r r r r r r
 s s s s s s s s s s
 t t t t t t t t t t
 u u u u u u u u u u
 v v v v v v v v v v
 w w w w w w w w w w
 x x x x x x x x x x
 y y y y y y y y y y
 z z z z z z z z z z

to be really an equal-limbed 7 placed (as it would naturally fall) so as to rest upon its two ends: it is not the figure that is changed, but its position. Much more puzzling is the early form of 4 (192, 193, 194), a loop with crossed ends upon which it stands. The popular explanation of the figure as "half an eight," is anything but convincing; and it appears to have no Eastern prototype. There is a 17th-century version of it, however, in the Franciskaner Kirche, at Rothenburg (207), which, had it been of earlier date, might have been accepted as a satisfactory explanation. There the loop has a square end, and the figure rests, not upon its two loose ends, but partly on its point. Imagine this figure standing upright, one point facing the left, and it is seen to be a 4 of quite ordinary shape. This may not be the genesis of the form; but, if not, it is ingeniously imagined by the 17th-century mason.

Writers have from the first made use of contractions, the ready writer in order to save time and trouble, the calligrapher, sculptor, and artist generally, in order to perfect the appearance of his handiwork, and, in many cases, to make it fit the space with which he has to deal. The ends of art are not satisfied by merely compressing the letters, or reducing them to a scale which will enable the writer to bring them all into a given line (119). We, in our disregard of all but what we call practicality, have abandoned the practice of contraction, except in the case of diphthongs, and in



34. ENGRAVED ON BRASS. 1395.

STYGEZ
CULTIA

35. PAINTED ON WOOD. 1727.

GNERGY

36. PAINTED ON MAJOLICA. 1518.

the exceptional instance of the word "et." The "amperzand," as printers call it (190, 191), still lingers in his founts of type, and is used even more habitually by the ordinary penman of to-day.

To what does all this investigation of the alphabet lead? It is of no use trying to evolve brand-new alphabets out of our inner consciousness. No one would understand us, and we want to be read. Originality is what we all desire; but it is scarcely the thing to seek consciously, least of all in lettering; it comes of its own accord if ever it comes. We are original or we are not.

While the alphabet is alive there will be changes in it, but they must inevitably be gradual; we can only creep on to new forms. Practically, what we have to do is to take an alphabet and modify it according to our wants or inclinations, without, as a rule, interfering much with its legibility. A man may, if he knows what he is about, make it more legible, as well as in other ways bettering it. But to do that intelligently, he should know something of the descent of the lettering on which he founds himself. That is why it has been thought worth while to discuss the subject at such length here.

An important consideration in the design of an alphabet—if design be not too pretentious a word to use in speaking of what can scarcely be much more than a variation upon orthodox forms—is

P T A R V M

G L O S K N

37. GOLD LETTERS PICKED OUT OF BLACK PAINT. SPANISH.

A E G R S 3

38. PAINTED ON WOOD. ITALIAN. 15TH CENTURY.

A E I O P Q
R S T V Y

39. PAINTED ON GLAZED EARTHENWARE. ENGLISH.
18TH CENTURY.

that the letters should be systematically treated. They are more likely to be all of one family if we derive them from one source. But there is no reason why we should not cross the breed in lettering, if thereby we can improve the stock. An alphabet, however, should not *look* hybrid. The artist is free to do what he can; but the test of success is that his creation should look as if it must be so, and could not have been otherwise.

Why, it is asked, should any one trouble himself about hand-drawn lettering, when he has ready to his use type, which is so much truer and more perfect? Truer, perhaps, it may be, in the sense of being more mathematically exact, but it is not necessarily so truly uniform in effect; for the unyielding letters of the type-founder come together as best they may, and if they come awkwardly he can't help it. The writer can, and indeed he should.

There is no denying that many an artist who ventures to introduce lettering into his design, does it ill, does it so carelessly, or is so easily satisfied with very indifferent penmanship, that of the two evils hard and fast letterpress would have been the lesser. None the less true is it that an artist who has been at the pains to learn to write, can, if he aim at what pen or brush will do, and refrain from entering into foolish and ineffectual rivalry with the printing press, do what that cannot do, and do better.

Looking at an early printed book, you are

astonished, each time afresh, at the beauty of the page. But if you go from that straight to a fine manuscript, you realize that, after all, printing, even such printing as was done by the great printers, is a makeshift. It is a makeshift we have to put up with, and we may as well make the best of it; merely petulant complaint is childish; but when occasion does occur, let us have the real thing, and don't let us be persuaded by readers so greedy of print as to have lost all appetite for beautiful writing, that there is no flavour or artistic savour in it. It is not good manuscript, but their spoilt palate, which is at fault.

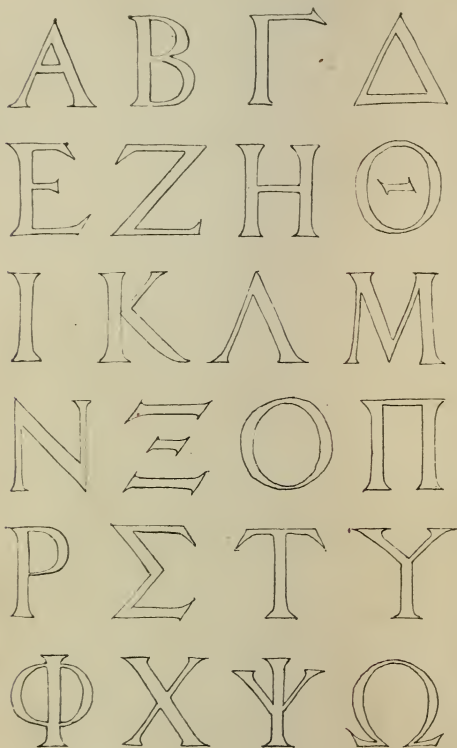
Having perfected machinery, we are doing our best to make ourselves into machines. Until that happens—which God forbid!—man's hand is still the best, in art at all events; and were it not the best, it would still have the charm of character, that individual quality for which a public brought up exclusively on printed type has no relish. Print, with its mechanical smoothness and precision, has gone far to distort the modern ideal of lettering, just as photography, with its literalness, has degraded the ideal of art. There are people who resent as a sort of impertinence anything in lettering which the printing press cannot do. They are ready to take offence at whatever is unfamiliar. Really the impertinence is in a makeshift thing like type usurping any kind of authority in a matter quite beyond its scope.

The great difference between old lettering and new is that in days before type-founding the scribe was free to play variations on the well-known alphabetical air, whereas our print is monotonous as the tune of a barrel organ.

Pedants are never happy until everything is fixed. But nothing is fixed until it is dead. Life is in movement. Philosophy has long since given up the search for perpetual motion, but that is the secret of it—life; and that is the evidence and sign of life—motion. English will be a dead language when there is no longer any possibility of change in the way it is written.



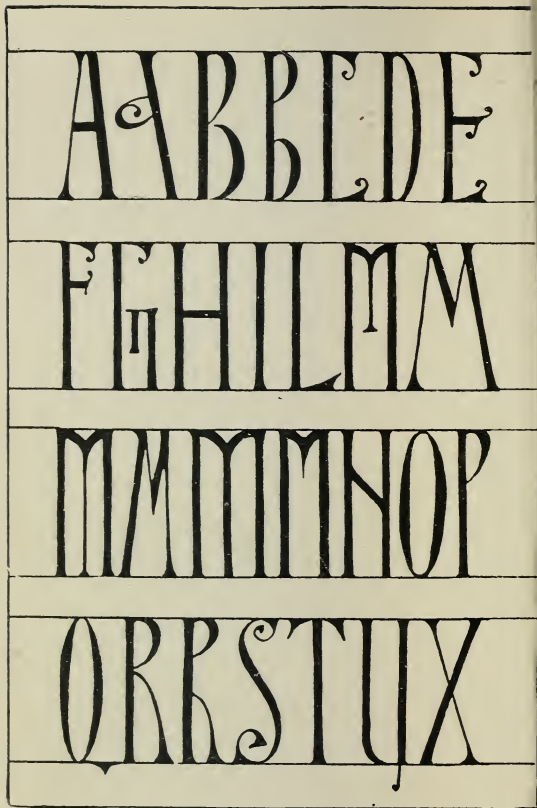
40. GREEK. FROM A STELE AT ATHENS. B.C. 394.



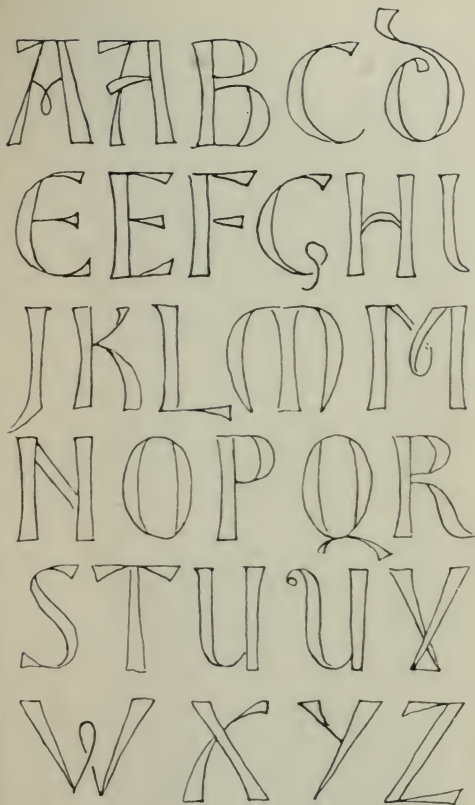
41. GREEK INITIALS, PRINTED AT BASEL . 16TH CENTURY.

A A B C C
 D E F G H
 I L M N O P
 Q R S
 S T S U

44. ANGLO-SAXON? 6TH CENTURY.



45. FROM A CODEX. 7TH OR 8TH CENTURY.



À Á Â Ã Ä Å
U E E E E
h R I K L
N N N N O
P T S T C

7
B B b C C
f f f T T
y m H H
g R R R J
V W X X

A B C D E F

G H I K L M

N O P Q R S

T U V X Y Z

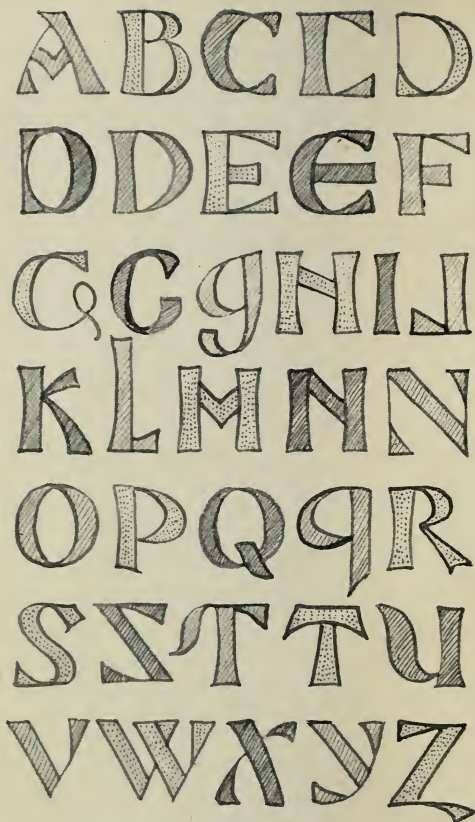
A B C D E F G

h i k l m n

O P Q R S T

U V W X Y Z

49. ANGLO-SAXON MSS. 8TH AND 9TH CENTURIES.



50. SAXON AND ANGLO-SAXON MSS.
7TH, 8TH, AND 9TH CENTURIES.

11
A B C D E

F G H I J K

L M N O P

Q R S T U

V W X Y Z



52. FRENCH MS. 12TH CENTURY.

A A A A B B

C C C D E

F F G G H I

L M M N N O

P R S S S T

T U U V X Y

A Ã B B C
D E F G h
I J K L L̃
M̃ M̃ Ñ Ñ O
P P̃ Q R̃ R̃
S T̃ T̃ Ũ Ṽ
W X̃ X̃ Ỹ Z̃

A B M N B C

D E F F G H

I J K K J K L

M N O P Q

R S T T G U

V W X Y Z

A B C D E
F G H I
J K L M N O
P Q R R S
T U V X Z

† A A B C D E F
H I L O M O N N O
P R S T S T V X X

57. FROM A GERMAN BELL. 1270.

A B C D E
F G H I K L
M N O P Q
R S T U V

58. FROM A PSALTER. 13TH CENTURY.

A B C D
E F G H
I K L M
N O P Q
R S T U
W X Y Z

A B C D E
 F G H h
 I J K L M
 N O P
 Q R S T U
 V W X Y Z

60. ITALIAN. 14TH CENTURY.

A B C D E F G

H I K L M N O

P Q R S T U V

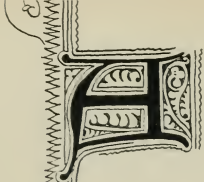
X Y Z



62. FROM A BRASS. NORDHAUSEN. 1397.



63. FROM A BRASS. NORDHAUSEN. 1395.





ABOUT 1400.

A B C D E F





G H I L M N

O P Q R S T

V W X Y Z &

a b c d e f g h i k l m n

o p q r s t u v w x y z &



66. CARVED IN STONE. SPANISH.

A B C D E
F G H I L
M N O P Q
R S T U V
W X Y Z

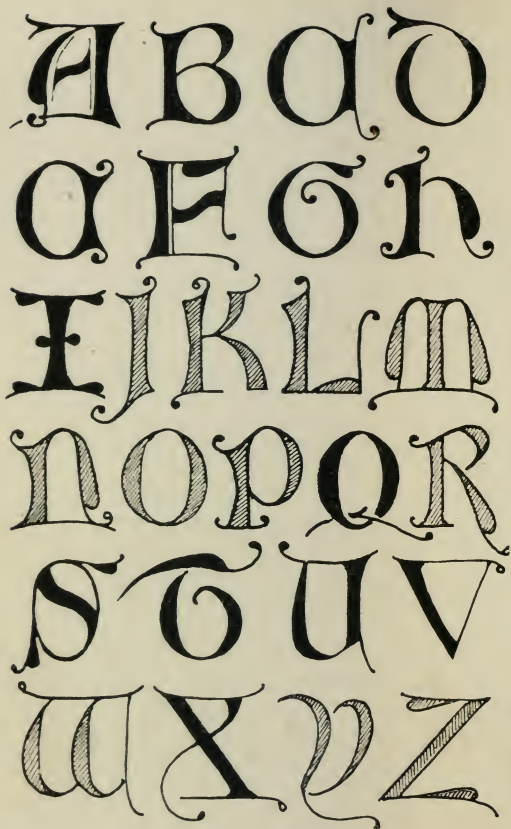
A B C D E

F G H I

J K L M N

O P Q R S T

U V W X Y Z



A A G O O

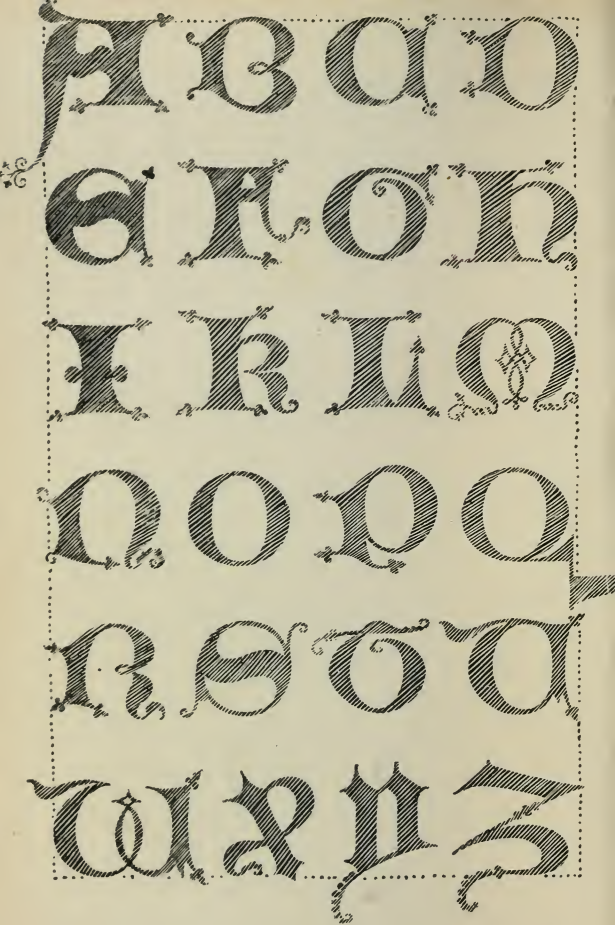
E F G H I

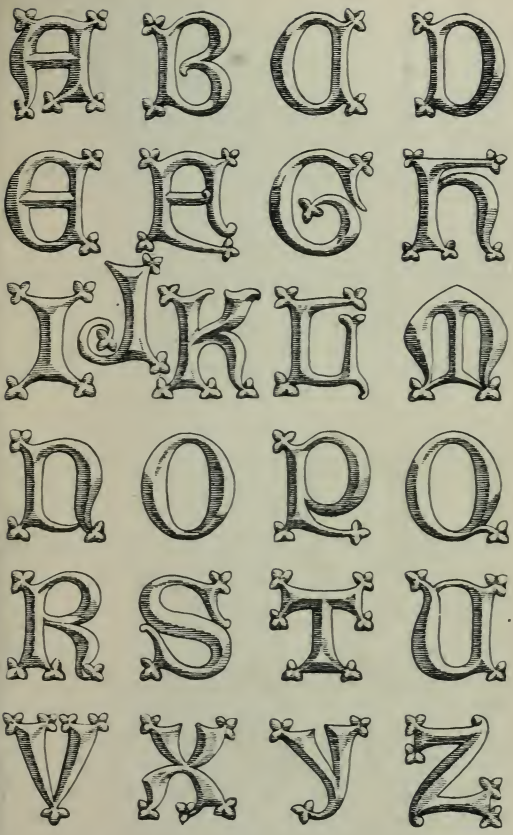
J K L M

N O P Q R

S S T U V

W X Y Z





72. CARVED IN RELIEF. FRENCH. PROBABLY 15TH CENTURY.

a b c d e f

g h i k l m

n o p q r s

t v w x y z





a b c d e f
g h i k l m
n o p q r s t
u v w x y z

A C O E


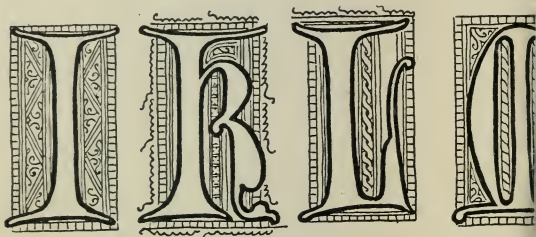

F G H L

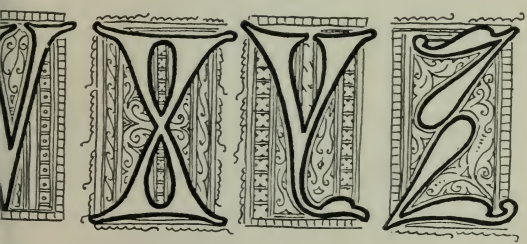
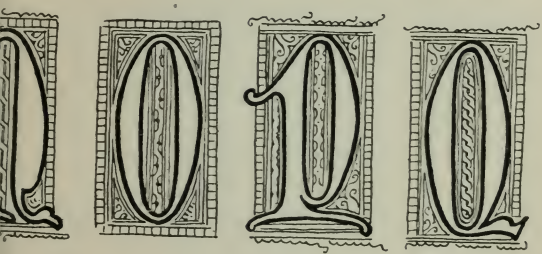

M O P

Q R S T V



76. INCISED IN WOOD. NORTH WALSHAM.






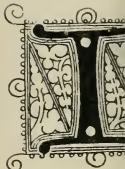
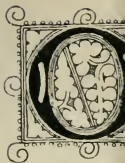

A B C
D E F
G H I
K L M N
O P Q R
S T U V
W X Y Z



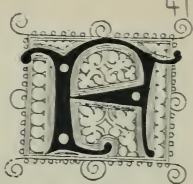

a b c d e f g h i j
 k l m n o p q r
 s t u v w x y z

79. INCISED. FLEMISH. 1579.

a a b b b c c d e e e f f g
 g h h i j k l m n n o o r
 z s t u v w x y z

80. INCISED IN STONE. FLEMISH. 16TH CENTURY.





TE CASSINO. 16TH CENTURY.

A B C D
 E F G H
 I K L M
 N O P Q
 R S T V
 X Y Z

A B C D E
 F G H I J
 K L M N
 O P Q R
 S T U V
 W X Y Z

83. AFTER LUDOVICO CURIONE. 16TH CENTURY. 1530.

A B C D
E F G H
I K L M
N O P Q
R S T U
V X Y Z

a b c d e f
 g h i j k l
 m n o p q
 r s t u v
 w x y z

85. ALBRECHT DÜRER. EARLY 16TH CENTURY.

A B C D
E F G H
I K L M
N O P Q
R S T V
W X Y Z

a b c d d
 e f g h i k
 l m n o p
 q r r s
 t u x y z





a b c d e
f g h i k
l m n o p
q r s t u v



90. ITALIAN. PALATINO. 1546.





Lud. Vicentius
Romae scribat





A B C D
E F G H
I K L M
N O P Q
R S T U
V X Y Z

A a b c

d e f g h

i l m n o

p q r s t

u x y z

A B C D

E F G H

I K L M

N O P Q

R S T U

V X Y Z



A B C L D E E F G

6 H H I K L M N N

O P R S T V W Z

97. FROM A BRASS. MEISSEN. 1500.

A B C D E F

G H I L M

N O P Q R

S T V X

98. FROM BRONZE BY PETER VISCHER. 1495.

ABCDEFGHIJ
KLMNOPQRS
TUVWXYZ

99. INCISED. FLORENTINE. 15TH CENTURY.

AAABBCC
DDEFGGH
IKKLLMMN
NOPPOQR
RSTTVXYZ

100. ENGRAVED BY HEINRICH ALDEGREVER. 1530.

A B C

G H I

N O P


T V W X

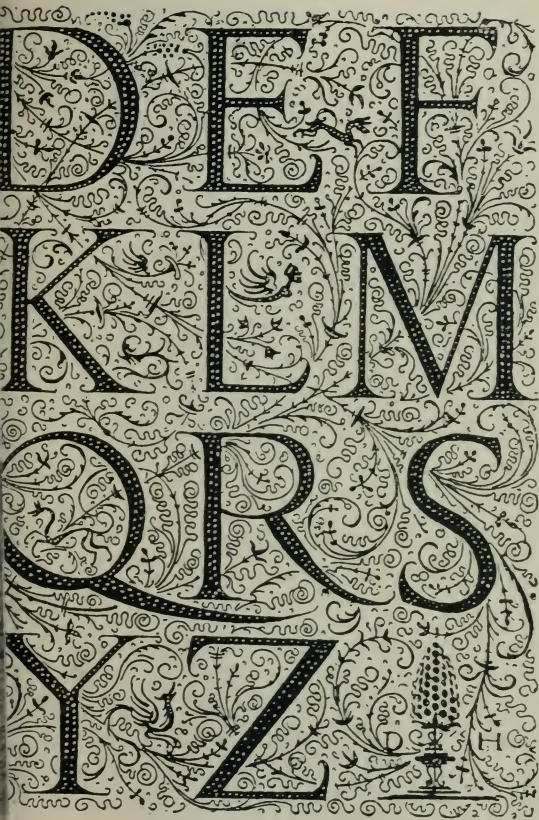
D E F

K L M

Q R S

X Y Z





A B C D E
F G H I J K L
M N O P Q
R S T U V
W X Y Z

A B C D
E F G H
I J K L M
N O P Q
R S T U V
W X Y Z

A B C D E F G H

I K L M N O P Q

R S T U V W X Y

Z. & abcdefg

hijklmnopqrstuw

xyz A^o D^m 1665.

A B C D E F G

H I J K L M N

O P Q R R

S T V W X Y Z

a b c d e f g h i j k l m n

o p q r s t v w x y z.

Anno Domini: 1697

A B C D E

F G H I J

K L M N O

P Q R S T U

V W X Y Z

A B & D E F
 G & H I J K
 L M N O P Q
 R R R S T U
 V W X Y Y

a b c d e
f g h i
l m n
o p q r
s t u y

abcde
efghi
klm
nopq
rstuvx

abccde
fghijlm
mmnop
pqrirst
stuvx


A B C D E


F G H I


J L M N O P

Q R S T

U V X Z








114. FRENCH. E. GUICHARD. PERIOD OF LOUIS XV



115. ENGLISH COURTHAND. FROM A. WRIGHT'S "COURTHAND RESTORED." 1815.





117. HEBREW ALPHABET. FROM SYLVESTRE'S PALEOGRAPHIE.

A B C D E
F G H I J K
L M N O P
Q R S T U
V W X Y Z
a b c d e f g h i
j k l m n o p q r
s t u v w x y z

A B C D E F
G H I J K L
M N O P Q R
S T U V W
X Y Z & E
a b c d e f g h i j
k l m n o p q r
s t u v w x y z

119. "FRENCH." J. VINYCOMB.

A B C D E

F G H I K

L M N O P

Q R S T U

V W X Y Z

A B C D E

F G H I K

L M N O P

Q R S T U

V W X Y Z

A B C D E F

G H J K L M

N O P Q R S

T U V W X

Y Z · 1 2 3 4

5 6 7 8 9 0

A B C D E F

G H J K L M

N N O P P Q

R R S S T U

V W X Y Y Z

a b c d e f g h i j k l m n
o p q r s t u v w x y z . & .

A B C D E F G

H I J K L M N

O P Q R S T U

V W X Y Z &

1 2 3 4 5

6 7 8 9 0

abcdefghijklmnopqrstu

vwxyz

ABCDEFGHIJKL

MNOPQRS

TUVWXYZ

abcdefghijklmnop

qrstuvwxyz

ABCDEFGHIJK
LMNOPQRSTU
VWXYZ

abcdefghijklmn
opqrstuvwxyz

126. PRINTED "HOGARTH" TYPE.

ABCDEFGHIJ
KLMNOPQRS
TUVWXYZ &
abcdefghijklm
nopqrstuvwxyz

127. "COMPRESSED" PRINTED TYPE.

A B C D E F G

H I J K L M N

O P Q R S T U

V W X Y Z &

a b c d e f g h i j k l

m n o p q r s t u v

w x y z

1 2 3 4 5 6 7 8 9 0

A B C D E F

G H I J K L

M N O P Q

R S T U V,

W X Y Z 

A B C D E F

G H I J K L

M N O P Q

R S T U

V W X Y Z

a b c d e f g h i j k l m n
o p q r s t u v w x y z z.

A B C D E F G H I
J K L M N O P Q R
S T U V W X Y Z
a b c d e f g h i j k l
m n o p q r s t u v
w x y z.

Roland W. Paul

131. PENWORK. ROLAND W. PAUL, ARCHITECT.

A B C D E F G H I J
K L M N O P Q R
S T U V W X Y Z

132. PENWORK. R. K. COWTAN.

A B C D E F
G H I J K L M
N O P Q R S T
U V W X Y Z

133. PENWORK. R. K. COWTAN.

A B C D E F G
H I J K L M N
O P Q R S T
U V W X Y Z

134. PENWORK. R. K. COWTAN.

A B C D E F

G H I J K L

M N O P Q

R S T U V

W X Y Z &

a b c d e f g h i j

k l m n o p q r

s t u v w x y z

A B C D E
F G H I K
L M N O P
Q R S T U
V W X Y Z

A B C D E F G
H I J K L M M N
N O P Q Q R R R
S T V W X Y Z

a b c d e f g h i j k l m n

o p q r s t u v w x y z.

1 2 3 4 5 6 7 8 9 0.

A B C D E F G

H I J K L M N

O P Q R S T V

W X Y Z

1 2 3 4 5

6 7 8 9 0

A B C D E
F G H I K L
M N O P Q
R S T V W
X Y Z &
1905

ABCD EFGH
 IJK LMN OPP
 QQR SS TT
 UV WX YZ

1

2 2 3 4 5 6 7 8 8 9 0

A.D.

M D C C C C V

E.R.I. • F.D.

a b c c d e f f

g h i j k l m n o p

q r s s t u v w x

123 Design letters
45 into words.

67890




A B C D E F G
 H I J K L M N O P Q R S R S
 T U V W X Y Z Z

AN ARCHITECT'S
 LINE ALPHABET
 FOR PENWORK.



A B C D E
F G H I J
K L M N
O P Q R
S T U V W
X Y Z



A B C D E

F G H I J K

L M N O P

Q R S T U

V W X Y Z

abcdefghijklmnop

qrstuvwxyz

A B C D E F
G H I J K L M
N O P Q R S T
U V W X Y Z

145. PEN-DRAWN "ROMAN" CAPITALS. B. WALDRAM.

A B C D E F G
H I J K L M N
O P Q R S T U
V W X Y Z &

146. PRINTED "ROMAN" TYPE. MODERN FRENCH.

107
A B C D E F
G H I J K L O
N O P Q R S T
U V W X Y Z

147. PEN-WRITTEN UNCIALS. B. WALDRAM.

a b c d e f g h i j
k l m n o p q r s
t u v w x y z

148. PEN WRITTEN. L.F.D.

A B C D E
F G H I J
K L M N O
P Q R S T
U V W X Y Z

A B C D E F G
 H I J K L M N
 O P Q R S T
 U V W X Y Z

159. L.F.D.

A B C D E F G H I J K L M
 N O P Q R S T U V W X Y Z

160. SCRATCHING. ADAPTED FROM OLD SPANISH. L.F.D.

A B C D
E F G H I
J K L M
N O P Q R
S T U V
W X Y Z

E F G H I

O P Q R

W X Y Z

A B C D E F

G H I J K L

M N O P Q R

S T U V W

X Y Z &

a b c d e f g h i j k l m

n o p q r s t u v w x y z

F G H

O P Q

R Y Z

A. B. C. D.

H. I. J. K. L.

Q. R. S. T.

X. Y. Z.

E. F. G. H. I. J. K.

U. V. W. X. Y. Z. 1

E·F·G·

M·N·O·P·

U·V·W·

X· A B C D

M N O P Q R S T


4 5 6 7 8 9 0 .

A B C

G H I

O P Q

U V W



A B C D

K L M N

S T U V

abcd e
fghijk
lmnopq
rstuv
wxyz

A B C D

E F G H

I J K L

A B C D E

F G H I J K

L M N O P

Q R S T U

V W X Y Z

A B C D E F G H I J
K L M N O P Q R
S T U V W X Y Z

157. ENGRAVING. ADAPTED FROM MEDIÆVAL GOLDSMITH'S WORK.
L.F.D.

A B C D E F
G H I J K L M N
O P Q R S T
U V W X Y Z

158. L.F.D.

A B C D E F G H I J
 K L M N O P Q R
 S T U V W X Y Z

162. DESIGNED FOR ENGRAVING ON METAL, BUT NOT
 UNSUITED TO PENWORK. L.F.D.

A B C D E F G H I J
 K L M N O P Q R
 S T U V W X Y Z

163. PEN WRITTEN. L.F.D.

A

B

C

D

E

F

G


H


I


J

K

L









A A A A A

B C D O E E

F H I K  K

L N O P Q R

S I S T E U

V W X Y Z

A B C

G H I

D O P

T U V

D E F


K L M


Q R S

X Y Z

A B C D
E F G H I
K L M N O
P Q R S T
U V W X Y Z

a b c d e
f g h i j k
l m n o p
q r s t u v
w x y
z






ABCDEFGHIJK


· LMNOPQR ·

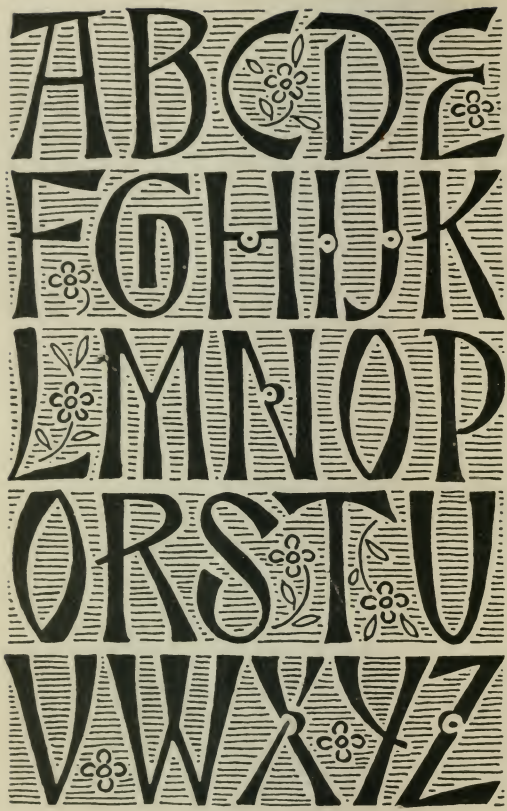
STUVWXYZ

a b c d e f g h i
 j k l m n o p q r
 s t u v w x y z

172. ETCHED ON LITHOGRAPHIC STONE. NUREMBERG.
1705-70.








A B C D E

G H I J L M

N O P R S

T V W X



176. EMBROIDERED IN COUCHED CORD. L.F.D.



177. BEATEN METAL. L.F.D.

THE
WORLD
IS
YOUR
STAGE

A B C D E F G

H I J K L M N

O P Q R S T

U V W X Y Z

a b c d e f g h i j k l m

n o p q r s t u v w x y z



A B C D

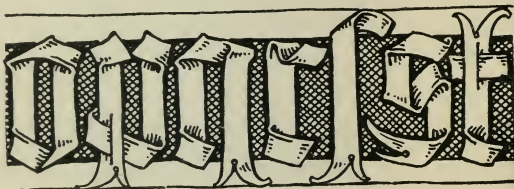
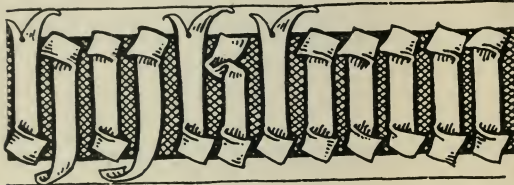

E F G H I

J K L M

N O P Q

R S T V

W X Y Z



A B C D E

F G H I I

K L M N O


P Q R S T

W X Y Z

183. PAINTED. FLEMISH. EARLY 16TH CENTURY.



184. SQUARE-CUT. QUASI-CHINESE. L.F.D.



185. BRUSHWORK. QUASI-JAPANESE. L.F.D.

A B C D E F G H I

K L M N O P Q R

S T U V W X Y Z

a b c d e f g h i j

k l m n o p q r s t

u v w x y z ? !

A B C D E

F G H I J K

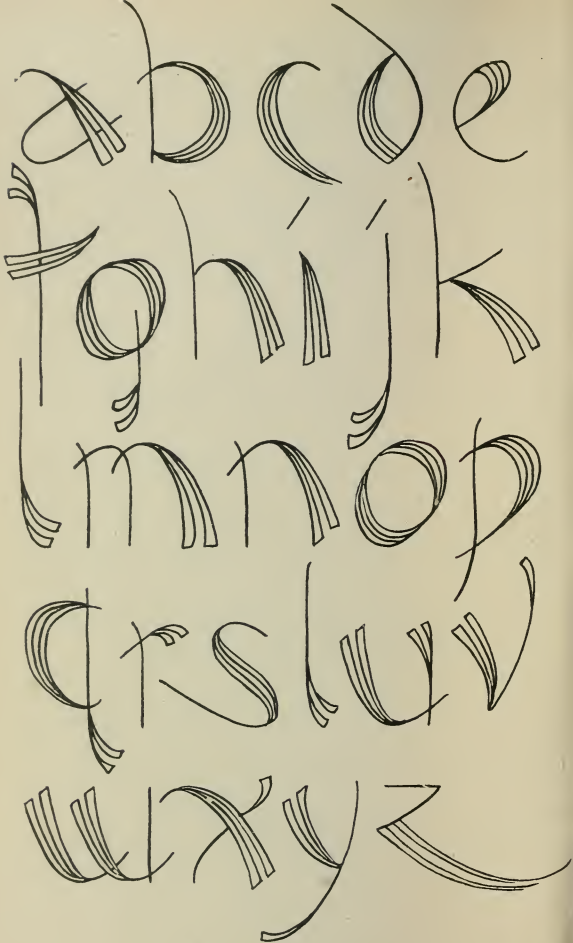
L M N O P

Q R S T U

V W X Y Z

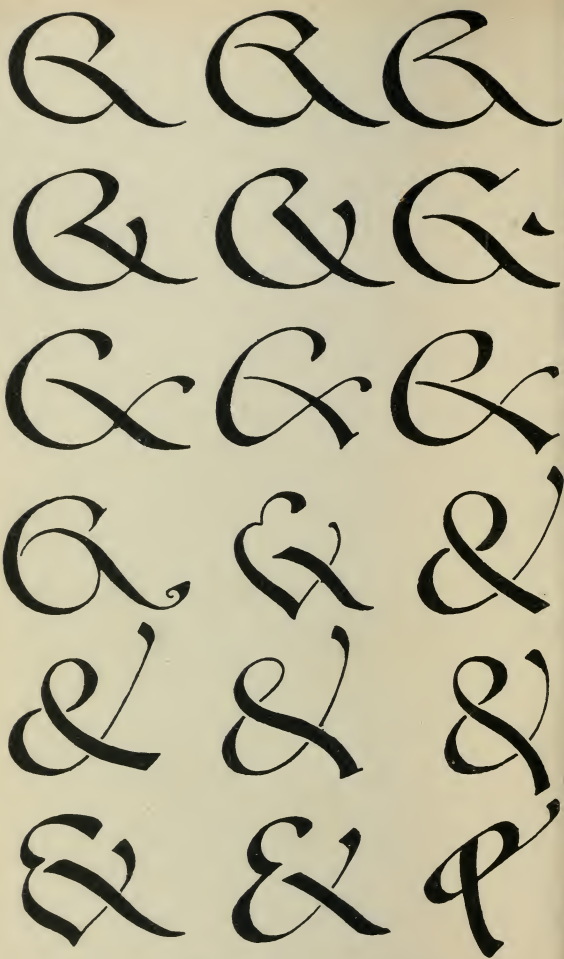
a b c d e f g h i j k l m n

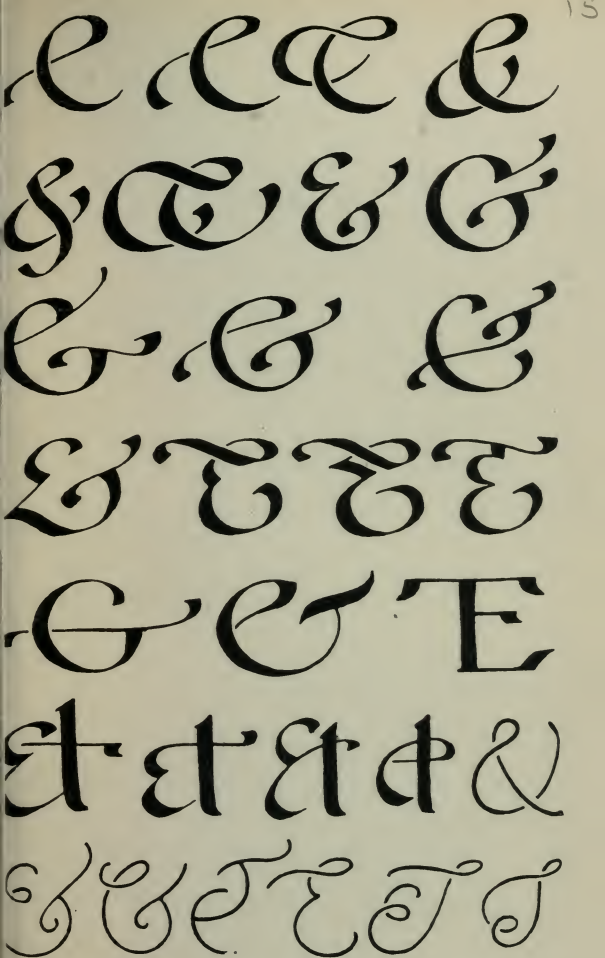
o p q r s t u v w x y z

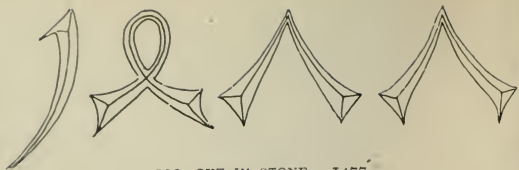


abcdefghijklmnop
opqrstuvwxyz

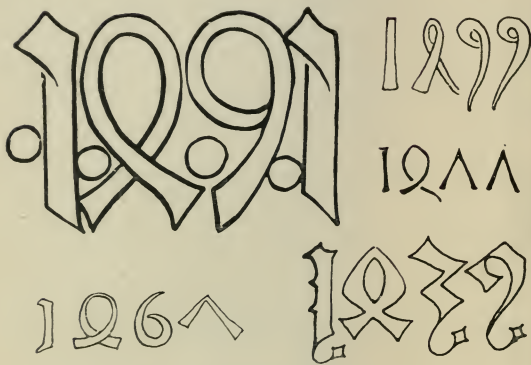
Of course the first question is that of material; and care must be taken to choose or design an alphabet, not only practicable in, but suitable to, the medium in which it is to be executed. One of the commonest errors is that of taking a style of lettering excellent when written on parchment or paper, with a quill pen, and carving it, let us say for example, on wood. Of course the result is often, although by no means necessarily so, incongruous in the extreme. Many letter-forms are, indeed, interchangeable in this way: but if it is desired to adapt the lettering of one class of object to the purposes of



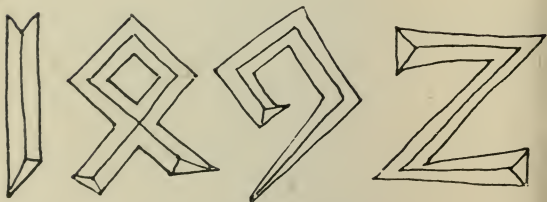




192. CUT IN STONE. 1477.



193. STONE AND BRASS. 1439-1491.



194. CUT IN STONE. 1492.

15
1. 5. 2. 0. 1522

15 2 0 1522

15 2 1 15 2 2

15 3 1 1542

15 3 1 1543

1533 1543 1544.

1539 1545

1 2 3 4 5

1 2 3 4 5

1 2 3 4 5

1 2 3 4 5

5 7 8 9 0

5 7 8 9 0

5 7 8 9 0

5 7 8 9 0

1 2 3 4 5
6 7 8 9 0

197. BRONZE. ABOUT 1550.

1 2 3 4 5
6 7 8 9 0

198. BRONZE. ABOUT 1560.

1 2 3 4 5

6 7 8 9 0

199. BRUSH-WORK. FAIENCE. 16TH CENTURY.

1 2 3 4 5

6 7 8 9 0

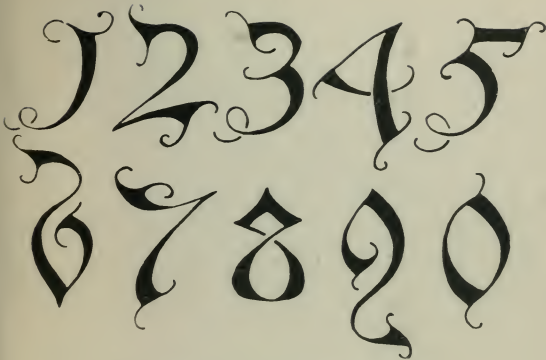
200. BRUSH-WORK. 16TH OR 17TH CENTURY.

1 2 3 4 5
6 7 8 9 0

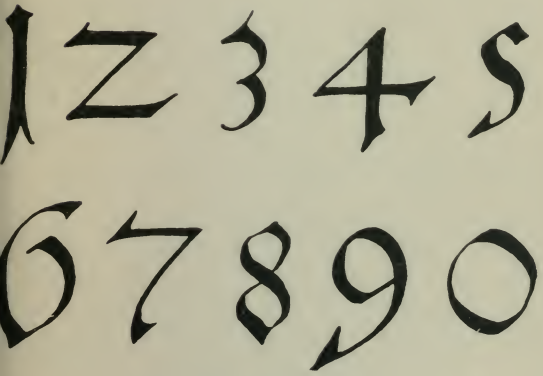
201. ITALIAN MS. 16TH CENTURY.

1 2 3 4 5
6 7 8 9 0

202. BRUSH-WORK. GILT, ON BLACK. 1548?



203. INCISED IN WOOD. GERMAN. 1588.



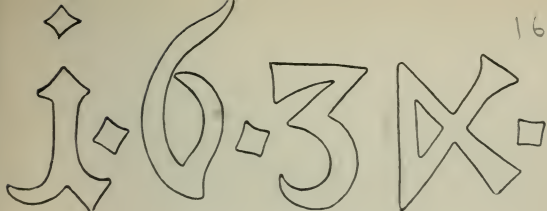
204. BRASS. 16TH CENTURY.

1 2 3 4 5
6 7 8 9 0

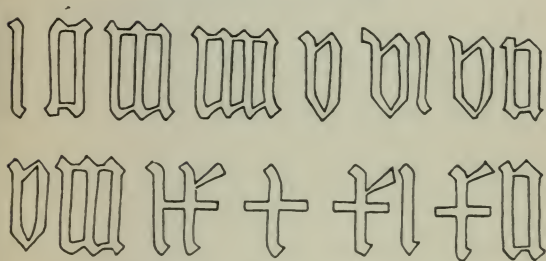
205. BRUSH-WORK. 16TH CENTURY.

1 2 3 4 5
6 7 8 9 0

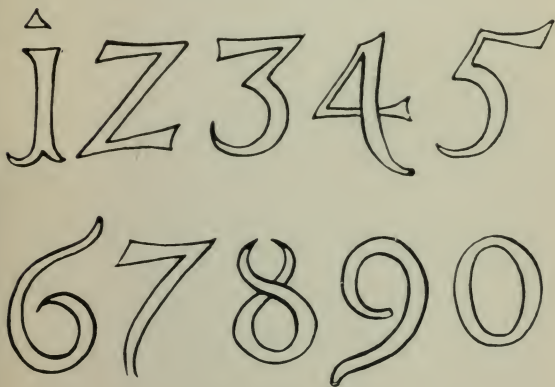
206. ABOUT 1700.



207. CUT IN STONE. 1634.



208. RELIEF IN BRASS OR BRONZE. 1647.



209. STONE. 1692.

156355 1623

1584 1625

j63iZ 1625

1633 1679

1697 1699

1707 368

1 2 3 3 4

5 6 7 8 9

j 7 Z 6 4 8

1 7 3 2 5

j 7 4 4 9

1716·294 1719

1720 1723

1724 1725

1735·Z 1738

1755·486 1763

1774·695 1783

171
1 2 3 4 5 6 7 8
9 10 11 12 13 14 15 16 17 18 19 20

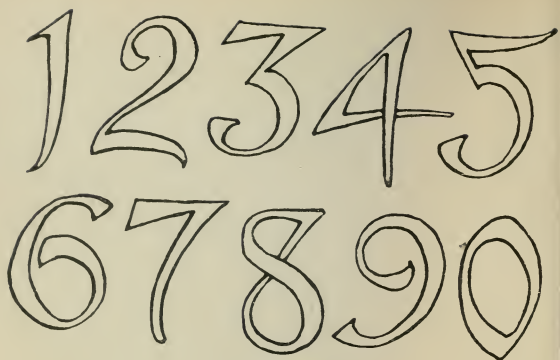
213. BRASS WIRE INLAY ON WOOD. 1740.

I 5 7 3 J 5 9 3
1 6 4 9 J 7 4 7

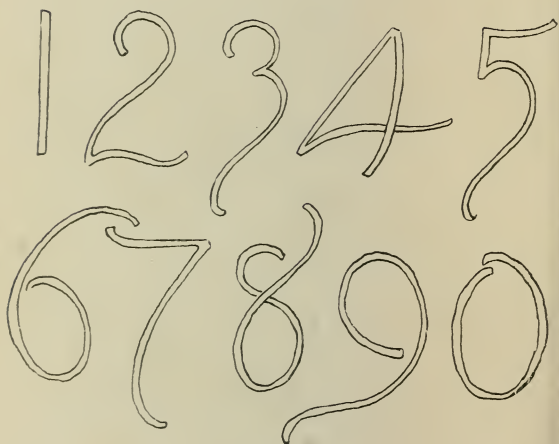
214. ENGRAVED ON STEEL, OR INLAID IN WIRE ON WOOD.

1 2 3 4 5
6 7 8 9 0

215. L.F.D.



216. MODERN.



217. L.F.D.

ÿ 2 3 4 5 6 7
 8 9 ÿ 10 ÿ ÿ ÿ 12

218. ALÖIS MÜLLER.

1 2 3 4 5
 6 7 8 9 0

219. L.F.D.

A CATALOGUE
OF STANDARD BOOKS ON
DECORATIVE ART
ORNAMENT, &
DESIGN

PUBLISHED AND SOLD BY
B. T. BATSFORD
94, HIGH HOLBORN, LONDON

A List of Standard Books

ON

ORNAMENT & DECORATION,

INCLUDING FURNITURE,
WOOD-CARVING, METAL WORK, DESIGN, &c.,

PUBLISHED AND SOLD BY

B. T. BATSFORD,

94, HIGH HOLBORN, LONDON, W.C.

THE PRINCIPLES OF DESIGN. A Textbook for Students and others, especially designed to meet the requirements of the Board of Education Examination Syllabus on "Principles of Ornament." By G. WOOLLISCROFT RHEAD, Hon.A.R.C.A. With 16 photographic plates and over 350 diagrams drawn by the author, on 60 plates. Large crown 8vo, art linen gilt. Price 6s. net.

CONTENTS:—The Syllabus—The ARCHITECTURAL BASIS—Pilasters—Wall Surfaces—Floors—Pottery—Glass—Furniture—THE BOOK—THE ELEMENTS OF ORNAMENT—THE LAWS OF ORNAMENT: Symmetry—Proportion—Subordination—Repose—Congruity—Radiation—Contrast—Repetition—Unity, etc., etc.—METHODS OF EXPRESSION—THE APPLICATION OF NATURAL FORMS—SYMBOLIC, MNEMONIC, ESTHETIC ORNAMENT—The Grotesque—THE GEOMETRICAL BASIS.

DECORATIVE BRUSHWORK AND ELEMENTARY DESIGN. A Manual for the Use of Teachers and Students in Elementary, Secondary and Technical Schools. By HENRY CADNESS, Second Master of the Municipal School of Art, Manchester. With upwards of 450 Examples of Design on Plates. Second Edition, revised and enlarged. Crown 8vo, cloth, price 3s. 6d. net.

"One of the most instructive books we have ever seen on this subject. Design is here treated in a masterly way, the author going to the best available sources for his illustrations, all of which are admirable."—*The Schoolmaster.*

A HANDBOOK OF PLANT FORM FOR STUDENTS OF DESIGN. By ERNEST E. CLARK, Art Master, Derby Technical College. Containing 100 Plates (size $10\frac{1}{2} \times 7\frac{1}{2}$ in.), illustrating 61 varieties of Plants with numerous figures in the text, comprising in all 800 Illustrations. With an Introductory Chapter on Design, Notes on the Plants, and a Glossary of Botanical Terms. Large 8vo, cloth, 5s. net.

"An ideal guide to floral drawing with a view to decoration."—*Home Art Work.*

"Such a book has long been needed, and the appearance of this handsome volume at such a moderate price will be hailed with satisfaction by students of design everywhere."—*Arts and Crafts.*

The most handy, useful, and comprehensive work on the subject.

ALPHABETS, OLD AND NEW. Containing 150 complete Alphabets, 30 Series of Numerals, numerous Facsimiles of Ancient Dates. Selected and arranged by LEWIS F. DAY. Preceded by a short account of the Development of the Alphabet. With Modern Examples specially Designed by WALTER CRANE, PATTEN WILSON, A. BERESFORD PITE, the Author, and others. Crown 8vo, art linen, price 3s. 6d. net.

"Mr. Day's explanation of the growth of form in letters is particularly valuable. Many excellent alphabets are given in illustration of his remarks."—*The Studio*.

"Everyone who employs practical lettering will be grateful for 'Alphabets, Old and New.' Mr. Day has written a scholarly and pithy introduction, and contributes some beautiful alphabets of his own design."—*The Art Journal*.

LETTERING IN ORNAMENT. An Enquiry into the Decorative Use of Lettering, Past, Present and Possible. By LEWIS F. DAY. With 200 full-page and smaller Illustrations from photographs and drawings. Crown 8vo, cloth. 5s. net.

This work is uniform in size and style with the author's "ALPHABETS OLD AND NEW," and is at once a companion and a sequel to it. But, whereas that dealt only with the forms of letters, this has to do with their use in ornament, the way they have been and are to be employed in decoration.

CONTENTS—The Printed and Written Page, Inscriptions, Scrolls and Labels, Monograms, Cyphers, Combinations, Initial Letters, Decorative Lettering, &c.

AN ALPHABET OF ROMAN CAPITALS, together with three sets of lower case letters selected and enlarged from the finest examples and periods. Prepared for the use of Schools. By G. WOOLLISCROFT RHEAD, R.E., HON. A.R.C.A. Lond. Each letter 7 in. square, with descriptive text, printed on strong drawing paper. In stout wrapper-envelope. Price 2s. 6d. net.

Professor W. R. LETHBRIDGE writes:—"I am very glad that your specimen Alphabets have been published. Some definitive examples which one could point have been badly wanted. I hope every Art School in the country will soon be provided with a copy, and in the case I don't doubt we shall shortly see a much needed improvement in this simple matter of lettering."

MOOT POINTS: Friendly disputes upon Art and Industry between WALTER CRANE and LEWIS F. DAY. Demy 8vo, 90 pages, with 8 Ornamental and very amusing Caricatures of the artists by WALTER CRANE. In paper wrapper, price 1s. net.

SUBJECTS: The Ideal Artist; Designer and Executant; the Artist and his Livelihood; Art and Industry; Work and Pleasure; the Profession of Art; Poetic Ornament; the Living Interest in Ornament.

MR. LEWIS F. DAY'S

HAND-BOOKS OF ORNAMENTAL DESIGN.

PATTERN DESIGN.—A Book for Students, treating in a practical way of the Anatomy, Planning, and Evolution of Repeated Ornament. Containing 300 pages of text, with upwards of 300 Illustrations, chiefly from drawings by the author. Demy 8vo, cloth gilt, price 7s. 6d. net.

"Every line and every illustration in this book should be studied carefully and continually by everyone having any aspiration toward designing. It would probably be going a little too far to assert that anyone studying this book throughout would become a designer, but it is certainly a fact that designing would be rendered comparatively easy to those having a complete knowledge of its contents; while it is equally true that the best artists could not produce designs of any value unless they understood the principles so clearly explained and admirably illustrated in this work."—*The Decorator*.

"The book is a serious contribution to the question of pattern designing, and is written expressly for the designer. It may be strongly commended to all who are studying the designing of textiles or wall papers, as the counsel it gives is the result of long years of experience."—*The Journal of Decorative Art*.

ORNAMENT AND ITS APPLICATION.—A Book for Students, treating in a practical way of the Relation of Design to Material, Tools, and Methods of Work. With 200 full-page and other Illustrations, chiefly reproduced from photographs, of Decorative Objects and Ornament. Demy 8vo, cloth gilt, price 8s. 6d. net.

Mr. WALTER CRANE in the *Manchester Guardian*.—"The author brings not only his extensive knowledge of historic styles, but also the results of his ripe and varied practical experience as a designer, to the exposition of the nature of ornament itself, and the necessary conditions of its design. His illustrations are extremely rich and varied. . . . The work can be confidently commended as a most workmanlike and accomplished treatise not only to all students of design, but to artists and craftsmen generally."

NATURE IN ORNAMENT.—An Enquiry into the Natural Element in Ornamental Design, and a Survey of the Ornamental Treatment of Natural Forms. With 123 full-page Plates and 192 other Illustrations. Third Edition (Fifth Thousand). Thick crown 8vo, in handsome cloth binding, richly gilt, price 12s. 6d.

"The treatise should be in the hands of every student of ornamental design. It is profusely and admirably illustrated, and well printed."—*Magazine of Art*.

"A book more beautiful for its illustrations or one more helpful to Students of Art, can hardly be imagined."—*Queen*.

SOME PRINCIPLES OF EVERY-DAY ART.—INTRODUCTORY CHAPTERS ON THE ARTS NOT FINE. Second Edition, revised, containing 70 Illustrations (Fourth Thousand). Crown 8vo, art linen, price 3s. 6d.

"A good artist, and a sound thinker, Mr Day has produced a book of sterling value."
Magazine of Art.

MR. LEWIS F. DAY'S WORKS—*continued.**An invaluable Review of the Art and Practice of Embroidery.*

ART IN NEEDLEWORK: A BOOK ABOUT EMBROIDERY

For the use of Needleworkers and other Students of Embroidery, and Designers for it. By LEWIS F. DAY and MARY BUCKLE. Second Edition, revised. Containing 80 full-page Plates reproduced from photographs, and 45 Illustrations in the text, of Historical Examples, Reproductions of specially-worked Stitches, and Samplers showing Work in Various Stages of Execution. Crown 8vo, cloth, price 5s. net.

"No worker's table can be considered complete without a copy."—*Home Art Work.*

"An extremely valuable book, forming a much-needed addition to the library of needle workers, and one which will grow in value the longer and the more closely it is consulted."—*The Queen.*

"A most admirable work. . . . Of immense assistance."—*The Ladies' Field.*

WINDOWS.—A BOOK ABOUT STAINED AND PAINTED

GLASS. Second Edition revised, containing 50 full-page Plates and 200 Illustrations in the text, all of Old Examples. 400 pages, large 8vo, cloth gilt, price 21s. net.

"The book is a masterpiece. . . . It is amply illustrated and carefully printed, and will long remain the authority on its subject."—*The Art Journal.*

"In his latest work Mr. Day has fairly surpassed himself, for, having been brought up on windows, he has so loved his subject that we doubt if he could have made this new book of his better than it is in any one essential point. His work is a most complete and valuable text-book on windows, for well-nigh all that is essential to be known about them."—*The British Architect.*

PROFESSOR MEYER'S TEXT-BOOKS.

A HANDBOOK OF ORNAMENT.—With 300 Plates, containing about 3,000 Illustrations of the Elements and Application of Decoration to Objects. By F. S. MEYER. Third Edition, revised by HUGH STANNUS, F.R.I.B.A. Thick 8vo, cloth gilt, gilt top, price 12s. 6d.

"A Library, a Museum, an Encyclopædia and an Art School in one. To rival it as a book of reference, one must fill a bookcase. The quality of the drawings is unusually high, the choice of examples is singularly good. . . . The work is practically an epitome of a hundred Works on Design."—*Studio.*

"As a treasury of ornament drawn to scale in all styles, and derived from genuine concrete objects, we have nothing in England which will not appear as poverty-stricken as compared with Professor Meyer's book."—*Architect.*

A HANDBOOK OF ART SMITHING.—For the use of

Practical Smiths, Designers, and in Art and Technical Schools. By F. S. MEYER, Author of "A Handbook of Ornament." With an Introduction by J. STARKIE GARDNER. Containing 214 Illustrations. Demy 8vo, cloth, 6s.

"A most excellent manual, crowded with examples of ancient work. The Introduction is by Mr. Starkie Gardner, and students know what that name implies."—*The Studio.*

STUDIES IN PLANT FORM. For the use of Students, Designers, and Craftsmen. By G. WOOLLISCROFT RHEAD, R.E., Hon. A.R.C.A. Containing 25 Photo-lithographic Plates, size $17\frac{1}{2} \times 13$, reproduced in black and white from the author's drawings, illustrating upwards of 60 varieties of Plants, together with over 80 Illustrations of Detail. Folio, in cloth portfolio. Price 20s. net.

Mr. Walter Crane, writing to the author, says:—"I think your 'Studies in Plant Form' are well selected, and powerfully drawn, and give the characteristics of growth and structure very definitely, in a way likely to be useful to students and designers."

DECORATIVE FLOWER STUDIES for the use of Artists, Designers, Students and others. A series of 40 Coloured Plates, printed by hand by a stencil process in facsimile of the original drawings, accompanied by 350 Studies of Detail showing the Development of the Plant in successive stages of growth. With Descriptive Notes. By J. FOORD. Imperial 4to, handsomely bound in cloth gilt. Price 25s. net.

"Each plate is, in line and composition, a faithful and realistic study from nature, the rendering of the flowers being strictly true to their originals, while suggesting their adaptation to decorative treatment. . . . Miss Foord excels in the drawing of flowers that grow in massed heads of small blossoms."—*The Queen*.

"A truly valuable and beautiful book. . . . The coloured plates are nearly all good; they have a certain spaciousness of treatment that is full of delicacy and freedom; and we have no doubt at all that the book, considered as a whole, is a real gain to all who take delight in the decorative representation of flowers."—*The Studio*.

ÉTUDE DE LA PLANTE, SON APPLICATION AUX INDUSTRIES D'ART. By M. P. VERNEUIL. Comprising 120 Drawings of Natural Plants and 280 Conventional Designs evolved from the same, the whole coloured in imitation of the original Water-colour Drawings, with descriptive text in French. Large 4to (14 ins. by 11 ins.), cloth, price £2 10s. net.

"**DER MODERNE STIL.**" (THE MODERN STYLE.)—An International Review of Art applied to Industry as represented in the best productions of leading decorative artists in England, France and Germany. Containing a rich collection of Illustrations of Art-Work and Design of all kinds, including Wall Papers, Textiles, Lace, Embroidery, Bookbinding, Pottery, Furniture, Carving, Stained Glass, Metal Work, &c. *The volumes are published annually, each is complete in itself, and sold separately, as follows:—*

VOLUME I.—With 815 Illustrations on 120 plates. Large 4to, boards, cloth backs. 20s. net.

VOLUME II.—With 665 Illustrations on 96 plates. 15s. net.

VOLUME III.—With 687 Illustrations on 96 plates. 15s. net.

VOLUME IV.—With 700 Illustrations on 96 plates. 15s. net.

VOLUME V.—With 700 Illustrations on 96 plates. 15s. net.

VOLUME VI.—With 700 Illustrations on 96 plates. 15s. net.

B. T. Batsford, 94, High Holborn, London.

A MANUAL OF HISTORIC ORNAMENT, being a Account of the Development of Architecture and the Historic Arts, for the use of Students and Craftsmen. By RICHARD GLAZIER, A.R.I.B.A., Headmaster of the Manchester School of Art. Containing 500 Illustrations. Second edition, enlarged. Demy 8vo, cloth, price 6s. net.

[*In the press*]

"Not since the publication of Owen Jones' celebrated 'Grammar of Ornament' have we seen any book, brought out on popular lines, that could compare with Mr. Glazier's 'Manual.' In many ways it is the better book of the two. . . . It simply abounds with beautiful delicately-drawn illustrations, and forms a perfect treasury of designs."—*The Bookseller*.

THE HISTORIC STYLES OF ORNAMENT. Containing 1,500 examples from all countries and all periods, exhibited on 100 Plates, mostly printed in gold and colours. With historical and descriptive text translated from the German of H. DOLMETSCH. Folio, cloth, gilt, price £1 5s. net.

This work has been designed to serve as a practical guide for the purpose of showing the development of Ornament, and the application of colour to it in various countries through the epochs of history.

OLD CLOCKS AND WATCHES AND THEIR MAKERS. Being an Historical and Descriptive Account of the different Styles of Clocks and Watches of the Past in England and Abroad, to which is added a List of 10,000 Makers. By F. J. BRITTEN. Second Edition, much enlarged, containing 740 pages with 700 Illustrations of choice and curious specimens, mostly reproduced from photographs. Medium 8vo, cloth gilt, price 15s. net.

THE DECORATION OF HOUSES. By EDITH WHARTON and OGDEN CODMAN, Architect. With 56 full-page Photographic Plates of Interior Views, Doors, Ceilings, Chimney-pieces, examples of Furniture, &c. Large square 8vo, cloth gilt, price 12s. 6d. net.

This volume describes and illustrates in a very interesting way the Decorative treatment of Rooms during the Renaissance period, and deduces principles for the decoration, furnishing, and arrangements of Modern Houses.

PLASTERING—PLAIN AND DECORATIVE. A Practical Treatise on the Art and Craft of Plastering and Modelling. With chapters on the History of the Art, illustrated by numerous fine examples. By WILLIAM MILLAR. With an Introduction by G. T. ROBINSON, F.S.A. Third Edition revised, containing 550 Illustrations, of which 50 are full-page plates. Thick 4to, cloth, price 18s. net.

ENGLISH INTERIOR WOODWORK of the XVI., XVII., and XVIII. Centuries. A series of 50 Plates of Drawings to scale and Sketches, chiefly of Domestic Work, illustrating a fine series of examples of Chimney Pieces, Panelling, Sides of Rooms, Staircases, Doorways, Screens, &c., with full practical details and descriptive text. By HENRY TANNER, Jun., A.R.I.B.A., Joint Author of "Some Architectural Works of Inigo Jones." Folio, cloth gilt, price 36s. net.

"The book contains fifty well-produced plates from ink and pencil drawings, which are excellently done, and the series gives a fairly consecutive view of some of the best woodwork to be found in England."—*The British Architect*.

"Mr. Tanner is certainly a skilled draughtsman, and to the illustrations in the book before us no exception could possibly be taken. The minutest details are given with the greatest exactitude, rendering the book of the utmost value to those who desire to study or possess a record of the styles represented."—*The Cabinet Maker*.

COLONIAL FURNITURE IN AMERICA. By LUKE VINCENT LOCKWOOD. Containing 300 photographic Illustrations of typical examples of Chests, Couches, Sofas, Tables, Chairs, Settees, Clocks, Cupboards, Sideboards, Mirrors, Chests of Drawers, Bedsteads, Desks, Escritaires, &c. With descriptive letterpress, forming a trustworthy guide to the determination of style, date, and authenticity of specimens of furniture of this period. 4to, art linen, price 25s. net.

HEPPLEWHITE'S CABINET-MAKER AND UPHOLSTERER'S GUIDE. A facsimile reproduction of this rare work, containing 300 charming Designs on 128 Plates. Small folio, cloth gilt, old style, £2 10s. net. (1794.) *Original copies when met with fetch from £17 to £18.*

CHIPPENDALE'S THE GENTLEMAN AND CABINET-MAKER'S DIRECTOR.—A complete facsimile of the 3rd and rarest Edition (1762), containing 200 Plates of Designs. Folio, strongly bound in half-cloth, £3 15s. net.

THE DECORATIVE WORK OF ROBERT AND JAMES ADAM. Containing 30 large folio Plates illustrating about 100 examples of Rooms, Ceilings, Chimney-pieces, Tables, Chairs, Vases, Lamps, Mirrors, Pier-glasses, Clocks, &c., by these famous 18th-century Designers. Large folio, handsomely bound in old style, price 30s. net.

This volume contains a reproduction of every plate of decorative value from the rare work published in 1778-1812, which now fetches £70, and therefore forms a complete key to the graceful style for which the Brothers Adam are so universally renowned.

Published with the Sanction of the Science and Art Department.

FRENCH WOOD CARVINGS FROM THE NATIONAL MUSEUMS.—A Series of Examples printed in Collotype from Photographs specially taken from the Carvings direct. Edited by ELEANOR ROWE. Part I.: Late 15th and Early 16th Century Examples; Part II.: 16th Century Work; Part III.: 17th and 18th Centuries. The Three Series Complete, each containing 18 large folio Plates, with descriptive letterpress. Folio, in portfolios, price 12s. each net; or handsomely bound in one volume, price £2 5s. net.

“Students of the Art of Wood Carving will find a mine of inexhaustible treasures in this series of illustrations. . . . Each plate is a work of art in itself.”—*The Queen*.

“Needs only to be seen to be purchased by all interested in the craft, whether archæologically or practically.”—*The Studio*.

HINTS ON WOOD CARVING FOR BEGINNERS.—By ELEANOR ROWE. Fourth Edition, revised and enlarged. Illustrated. 8vo, sewed, price 1s. in paper covers.

“The most useful and practical small book on wood-carving we know of.”—*Builder*.

HINTS ON CHIP CARVING.—(Class Teaching and other Northern Styles.) By ELEANOR ROWE. 40 Illustrations. 8vo, sewed, price 1s. in paper covers.

“Full of sound directions and good suggestions.”—*Magazine of Art*.

REMAINS OF ECCLESIASTICAL WOOD - WORK.—A Series of Examples of Stalls, Screens, Book-Boards, Roofs, Pulpits, &c., beautifully engraved on 21 Plates from drawings by T. TALBOT BURY, Archt. 4to, half-bound, price 10s. 6d.

OLD OAK ENGLISH FURNITURE.—A Series of Measured Drawings, with some examples of Architectural Woodwork, Plasterwork, Metalwork, Glazing, &c. By J. W. HURRELL, Architect. Containing 110 full-page photolithographic Plates. Folio, cloth gilt, price £2 2s. 0d. net.

For ingenuity and quaintness of design, richness of moulding, or profusion of ornament, the old oak furniture of England is probably unsurpassed by the contemporaneous work of any other country.

DETAILS OF GOTHIC WOOD CARVING of the Fourteenth and Fifteenth Centuries. By FRANKLYN A. CRALLAN. Containing 34 large Photo-lithographic Plates, illustrating some of the finest specimens extant. With introductory and descriptive text. Large 4to, in cloth portfolio, or bound in cloth gilt, price 28s.

“The plates in this volume are admirably adapted to serve as models for students who have not the opportunity to study the work in the solid. All are drawn to scale, and are so definite, there is nothing to puzzle a beginner.”—*The Architect*.

OLD SILVERWORK, CHIEFLY ENGLISH, FROM THE XVth TO THE XVIIIth CENTURIES. A series of choice examples selected from the unique loan collection exhibited at St. James's Court, London. Edited, with Historical and Descriptive Notes, by J. STARKIE GARDNER, F.S.A. Containing 121 beautiful collotype Plates reproduced from photographs in the most effective manner. Folio, buckram, gilt, price £5 5s. net.

The edition of this work is limited to 500 copies, of which very few now remain for sale.

"All lovers of old silver will welcome the appearance of this sumptuous volume. The illustrations throughout are admirable, and the whole work deserves great praise."—*The Connoisseur*.

"A volume of quite unusual historical and artistic merit."—*The Morning Post*.

"The illustrations are as faultless as the resources of reproduction and of the typographical art can make them."—*The Daily News*.

FURNITURE DESIGNING AND DRAUGHTING. A Practical Manual on the Preparation of Working Drawings of Furniture. By A. C. NYE. Comprising Notes on the Elementary Forms, Methods of Construction, and Dimensions of Common Articles of Furniture. Fully illustrated by 152 Diagrams. Large 8vo, cloth, 10s. net.

A BOOK OF SUNDRY DRAUGHTES FOR LEADED GLASS. PRINCIPALLY SERVING FOR GLAZIERS, etc. By WALTER GIDDE, London, 1615. Containing 114 full-page Plates of Designs for Lead Glazing, with Recipes on Glass Painting, firing, etc. The whole reproduced in exact facsimile of the rare original, 4to, bound in old style, price 5s. net.

THE ART OF BRASS REPOUSSE. A Manual of Practical Instruction for the Use of Amateurs. By GAWTHORP, Art Metal Worker to His Majesty. Third Edition, revised and enlarged, with 43 Illustrations, 8vo, fancy paper cover, price 1s net.

ENGLISH AND SCOTTISH WROUGHT IRONWORK. A Series of Examples of English Ironwork of the best period, with which is included most that now exists in Scotland. By BAILEY SCOTT MURPHY, Architect. Containing 80 fine Plates (size 21½ in. by 14½ in.), 68 reproduced from measured drawings, and the remaining 12 from photographs specially taken. With Descriptive Text. Imperial folio, buckram, gilt, price £3 3s. net.

"This volume stands alone as a unique collection of the best work in wrought iron done in Great Britain. It is replete with exact delineations and precise dimensions technically and thoroughly realised for the student and practical craftsman."—*The Building News*.

B. T. Batsford, 94, High Holborn, London.

JAPANESE ENCYCLOPÆDIA OF DESIGN.

BOOK I.—Containing over 1,500 engraved curios, and most ingenious Geometric Patterns of Circles, Medallions, &c., comprising Conventional Details of Plants, Flowers, Leaves, Petals, also Birds, Fans, Animals, Key Patterns, &c., &c. Oblong 12mo, fancy covers, price 2s. net.

BOOK II.—Containing over 600 most original and effective Designs for Diaper Ornament, giving the base lines to the design, also artistic Miniature Sketches. Oblong 12mo, price 2s. net.

These books exhibit the varied charm and originality of conception of Japanese Ornament, and form an inexhaustible field of design.

A DELIGHTFUL SERIES OF STUDIES OF BIRDS, IN MOST CHARACTERISTIC AND LIFE-LIKE ATTITUDES, SURROUNDED WITH APPROPRIATE FOLIAGE AND FLOWERS.—By the celebrated Japanese Artist, BAIREI KONO. In three Books, each containing 36 pages of highly artistic and decorative Illustrations, printed in tints. Bound in fancy paper covers, price 10s. net.

“In attitude and gesture and expression, these Birds, whether perching or soaring, swooping or brooding, are admirable.”—*Magazine of Art*.

A NEW SERIES OF BIRD AND FLOWER STUDIES. BY WATANABE SIETEI, the leading living Artist in Japan. In three Books, containing numerous exceedingly artistic Sketches in various tints, 8vo, fancy covers, price 10s. net.

COSTUME OF ALL NATIONS—ANCIENT AND MODERN. By F. HOTTENROTH. (LE COSTUME CHEZ LES PEUPLES.) Containing 30 full-page coloured Plates, and over 2000 other Illustrations in the descriptive text (in French). Large 8vo, fancy boards, price 21s. net.

An interesting and comprehensive handbook on Costume.

PEN DRAWING: AN ILLUSTRATED TREATISE. By CHARLES D. MAGINNIS. With 72 Illustrations, including reproductions of the work of the principal black-and-white artists. 8vo, linen, price 5s. 6d. net.

CONTENTS:—1. Style in Pen Drawing. 2. Materials 3. Technique. 4. Values. 5. Practical Problems. 6. Architectural Drawing. 7. Decorative Drawing.

MODERN PEN DRAWINGS. EUROPEAN AND AMERICAN. Containing 170 Illustrations by the leading artists, many of which are full-page plates, and some printed on Japanese vellum: with short essays on the Progress of the Art in each country. Edited by CHARLES HOLME, price 10s. 0d. net.

The above is a sumptuous review of black and white art, *now Out of Print*. A few copies only remain for sale.

PICTORIAL COMPOSITION AND THE CRITICAL JUDGMENT OF PICTURES. A Handbook for Students and Lovers of Art. By H. R. POORE. With about 150 Illustrations, chiefly reproduced from photographs of celebrated pictures, including numerous elucidatory diagrams. Large 8vo, art linen, price 7s. 6d. net.

One of the best works of its kind. Of particular value to the artist, to the art student, and to all interested in understanding the merits of a picture. The book is, in fact, a liberal education in art.

THE APPRECIATION OF SCULPTURE. A Popular Handbook for Students and Amateurs. By RUSSELL STURGIS, M.A. With 64 full-page Photographic Illustrations of some of the most notable Examples of the Sculptor's Art. Large 8vo, linen, price 7s. 6d. net.

This volume treats of sculpture, both architectural and monumental, dwelling upon its history, the characteristics of the principal schools and the criticism of standard works, an appreciation of which will enable the reader to understand this noble art.

HOW TO JUDGE ARCHITECTURE. A Popular Guide to the Appreciation of Buildings. By RUSSELL STURGIS, M.A. With 84 full-page Illustrations, reproduced in half-tone, from photographs of some of the chief buildings of the world. Large 8vo. Cloth, price 7s. 6d. net.

EXAMPLES OF ENGLISH MEDIÆVAL FOLIAGE AND COLOURED DECORATION. By JAS. K. COLLING, Architect, F.R.I.B.A. Taken from Buildings of the XIIth to the XVth Century. Containing 76 Lithographic Plates, and 79 Woodcut Illustrations, with text. Royal 4to, cloth, gilt top, price 15s. net (published at £2 2s.).

Dedicated by Special Permission to Sir Edward J. Poynter, P.R.A.

EXAMPLES OF GREEK AND POMPEIAN DECORATIVE WORK. Measured and Drawn by J. CROMAR WATT. Containing 60 Collotype Plates, reproduced from the original Pencil Drawings of the author, comprising Architectural Details and Ornament, Terra Cotta, and Ornamental Bronze Work, &c. A handsome folio volume, cloth, price £1 10s. net.

SOME ARCHITECTURAL WORKS OF INIGO JONES. Illustrated by a Series of Measured Drawings of the Chief Buildings designed by him, together with Descriptive Notes. By H. INIGO TRIGGS and HENRY TANNER, Junr., A.A.R.I.B.A. Containing 40 full-page Plates and over 40 Illustrations in the text. Large folio, cloth gilt, price 30s. net.

"The plates are quite perfect as specimens of draughtsmanship, and possess a crispness and freedom of handling which differentiate them from ordinary measured drawings."—*A. A. Notes.*

THE ARCHITECTURE OF GREECE AND ROME. A SKETCH OF ITS HISTORIC DEVELOPMENT. By WILLIAM J. ANDERSON, Author of "The Architecture of the Renaissance in Italy," and R. PHENÉ SPIERS, F.S.A., Author of "The Orders of Architecture." Containing 300 pages of text, and 185 Illustrations from photographs and drawings, including 43 full-page plates. Large 8vo, cloth gilt, price 18s. net.

"The best one-volume work of its kind that has yet appeared in our language."—*The Builder*.

"... It is such a work as many students of architecture and the classics have vainly yearned for and lost precious years in supplying."—*Architect*.

"A vivid and scholarly picture of classic art."—*The British Architect*.

THE ARCHITECTURE OF THE RENAISSANCE IN ITALY.—A General View for the Use of Students and Others. By W. J. ANDERSON, A.R.I.B.A., Director of Architecture, Glasgow School of Art. Third Edition, containing 64 full-page Plates and 100 Illustrations in the text from photographs and drawings. Large 8vo, cloth gilt, price 12s. 6d. net.

A HISTORY OF ARCHITECTURE ON THE COMPARATIVE METHOD. By BANISTER FLETCHER, F.R.I.B.A., late Professor of Architecture in King's College, London, and BANISTER F. FLETCHER, A.R.I.B.A. Fifth Edition, revised and greatly enlarged. With about 2000 Illustrations from photographs and drawings. Demy 8vo, cloth, price 21s. net.

"Par excellence the student's manual of the history of architecture."—*The Architect*.

THE ORDERS OF ARCHITECTURE: GREEK, ROMAN AND ITALIAN. A selection of typical examples from Normand's "Parallels" and other Authorities, with Notes on the Origin and Development of the Classic Orders and descriptions of the plates, by R. PHENÉ SPIERS, F.S.A., Director of the Architectural School of the Royal Academy. Fourth Edition, revised and enlarged, containing 27 full-page Plates. Imperial 4to, cloth, price 10s. 6d.

"An indispensable possession to all students of architecture."—*The Architect*.

EARLY RENAISSANCE ARCHITECTURE IN ENGLAND. An Historical and Descriptive Account of the Tudor, Elizabethan and Jacobean Periods, 1500–1625. By J. ALFRED GOTCH, F.S.A. With 88 Collotype and other Plates and 230 Illustrations in the text from Drawings and from Photographs. Royal 8vo, cloth, price 21s. net.

"The book is quite a storehouse of reference and illustrations, and should be quite indispensable to the architect's library."—*The British Architect*.

B. T. BATSFORD, 94, HIGH HOLBORN, LONDON.

10

20

56

102-3PB

0

DATE DUE

BINDING SECT. APR 13 1977

ARCH Library



3 1761 04543 7779

PLEASE DO NOT REMOVE
CARDS OR SLIPS FROM THIS POCKET

UNIVERSITY OF TORONTO LIBRARY

NK	Day, Lewis Foreman
3600	Alphabets old and new
D38	2d ed., rev. & enl.
1906	

Archi-
lectures

32

UTL AT DOWNSVIEW



D RANGE BAY SHLF POS ITEM C
39 12 09 05 15 027 3