





Digitized by the Internet Archive  
in 2017 with funding from  
The Center for a Healthy Maryland, the Foundation of MedChi

# MARYLAND MEDICAL JOURNAL

A WEEKLY JOURNAL OF  
MEDICINE AND SURGERY

BY SCHULZ BALTO

VOLUME XXXVI. NO. 19  
WHOLE NO. 830

BALTIMORE, FEBRUARY 20, 1897.

\$3.00 A YEAR  
10 cts. A COPY

THIS JOURNAL IS ENTERED AT THE POSTOFFICE AT BALTIMORE, MARYLAND, AS SECOND-CLASS MATTER.

## CONTENTS.

### ORIGINAL ARTICLES.

- The Importance of Laboratory Methods in Diagnosis. By Charles E. Simon, M. D., Baltimore. . . . . 329
- The Treatment of Syphilis. By Henry Alfred Robbins, M. D., Washington, D. C. . . . . 332
- The "Schott Method" of Gymnastics in Chronic Heart Disease. By Solomon Solis-Cohen, M. D., Philadelphia, Assisted by Dr. Charlotte West, Philadelphia. . . . . 335

### SOCIETY REPORTS.

The Tri-State Medical Association of Western Maryland, Western Pennsylvania and West Virginia. Sixth Annual Meeting held at Cumberland, Md., December 3, 1896. La Grippe. An Interesting Case. Treatment

### SOCIETY REPORTS.—CONTINUED.

- of Inebriates. The Science of Generation and Its Phenomena. Mummification of the Fetus. . . . . 340
- EDITORIAL.
- The Physician in Literature. . . . . 342
- Pleurisy Under Five Years. . . . . 343
- Proprietary Secrets. . . . . 343
- MEDICAL ITEMS. . . . . 344
- BOOK REVIEWS. . . . . 345
- CURRENT EDITORIAL COMMENT. . . . . 345
- PUBLISHERS' DEPARTMENT. . . . . 346

**MERCAURO** (PERMANENT SOLUTION  
OF THE BROMIDES  
GOLD, ARSENIC + MERCURY)

IS **NOT MADE** IN GERMANY.

IT IS **MADE IN AMERICA** AND

REPRESENTS A DISTINCT AND REMARKABLE

**AMERICAN ADVANCE IN CHEMISTRY  
AND THERAPEUTICS.**

THE  
TONIC  
ALTERATIVE.

CHAS ROOME PARMELE CO., NEW YORK

# ANTITOXINS—

## Diphtheria, Streptococcus Tetanus and Venomous

We are prepared to furnish any or all of the above-named ANTITOXINS at a moment's notice. They are the products of the Pasteur Laboratories, Paris; whence we receive them by direct and frequent importation, thus insuring their freshness and purity. We also furnish ANTITUBERCLE SERUM, which has now been successfully used by more than 100 American physicians.

Our DIPHTHERIA ANTITOXIN (Roux) is made in two strengths, each vial of 10 c. c. containing 2,000 or 3,000 units, respectively.

Literature or written information cheerfully furnished on request. Please mention this journal.

PASTEUR VACCINE COMPANY, Ltd.

(United States and Canada)

56 Fifth Avenue, CHICAGO

Opium and its alkaloids are invaluable drugs, but have disadvantages. Papine serves a similar purpose, without the disadvantages. IODIA is an alterative in the true sense of the word. BROMIDIA has a host of users throughout the civilized world, many of whom stand high in professional renown. In prescribing these preparations always specify "*Battle's*," and see that the prescription goes to an honorable and reputable druggist who will not stultify or degrade his good name and reputation by *substitution*.

DEERING J. ROBERTS, M. D.,

In Southern Practitioner, Sept., 1896.



*Uniformly Effective, Agreeable and Lasting,—the Standard Preparation of Erythroxyton Coca*

During past 30 years most popularly used Tonic-Stimulant in Hospitals, Public and Religious Institutions everywhere.

**VIN  
MARIANI**

We have received over 7000 written endorsements from PROMINENT PHYSICIANS in Europe and America.

"MARIANI WINE"

**FORMULA :** The concentrated extract—the aromatic principle of the fresh Coca Leaf, blended with a special quality of grape juice of southern France.

**DOSE :** Wine-glassful three times a day, or more or less at Physician's discretion.

**Nourishes = Fortifies = Refreshes**  
**AIDS DIGESTION - STRENGTHENS THE SYSTEM**

AGREEABLE TONIC-STIMULANT WITHOUT UNPLEASANT REACTION.

To avoid disappointment please specify "Vin Mariani."

SOLD AT ALL PHARMACIES.

PARIS: 41 Boulevard Haussmann.  
LONDON: 239 Oxford Street.  
MONTREAL: 28 Hospital Street.

MARIANI & CO., 52 W. 15th St., New York.



## Old Age and Youth

both derive great and immediate benefit from

ANHEUSER-BUSCH'S  
*Malt-Nutrine*  
TRADE MARK.

—the food drink. It is a tonic and vitalizer for all ages and a wonderful flesh producer. Invaluable to nursing mothers and sufferers from wasting diseases. Endorsed by the medical profession.

*For sale by all druggists.*

Prepared by

ANHEUSER-BUSCH BREWING ASS'N, St. Louis, U. S. A.

*Send for handsomely illustrated colored booklets and other reading matter.*



## BARTHOLOMAY BREWING CO.

ROCHESTER, N. Y.

ANALYSIS: — ● ● ●

By PROF. LATTIMORE,  
Professor of Chemistry at the University  
of Rochester, New York.

The result of the Analysis, expressed in percentages by weight,  
is as follows:

Specific Gravity	. 10 11	Alcohol	. 5.30
Extract	. 3.95	Maltose	. 0.51
Dextrine	. 2.70	Albuminoids	. 0.35
Lactic Acid	. 0.12	Ash	. 0.18
Phosphoric Acid	. 0.02	Water	. 90.76

The analysis gave no indication that in the manufacture of this Beer any other substances had been used than Malt, Hops, Yeast and Water.

S. A. LATTIMORE.

None Genuine unless having our  
Label and Trade Mark.

● ● ●

Baltimore Branch Office and Depot,

227 to 239 S. CENTRAL AVENUE, Baltimore, Md.

TELEPHONE 1060.

GEO. C. SUCRO, MANAGER.

## The Chas. Willms Surgical Instrument Co.,

MANUFACTURERS,  
IMPORTERS AND  
DEALERS IN

### FINE SURGICAL INSTRUMENTS.

ESTABLISHED 1869.

Deformity

Apparatus,

Elastic

Hosiery,

Trusses,

Bandages, etc.



Physicians',

Surgeons',

Hospital and

Invalid

Supplies.

Fine

Microscopes

and

Accessories.

All the Latest Novelties and Improvements Supplied upon Short Notice. Competent Ladies' Assistant

No. 300 N. HOWARD STREET, Baltimore, Md.

Illustrated Catalogue, over 500 pages, sent Free upon Application.



Highest Percentage Extract. \* Lowest Percentage Alcohol.  
 A Mild Stimulant. \* An Effective Tonic.

Just what the physician will prescribe for nursing Mothers, Convalescents, and victims of Insomnia or Nervous Disorders resulting from impaired digestion and overwork.

**BRAUNSCHWEIGER MUMME**  
 A PURE MALT EXTRACT—A SUBSTITUTE FOR SOLID FOOD.

Bottled for Sale and Delivered Anywhere.

**LONG ISLAND BOTTLING CO.**  
 A sample free to physicians who mention this journal. **BROOKLYN, N. Y.**

**HYNSON, WESTCOTT & CO., Baltimore, Agents.**

**COCAINE**  
 C. P. ANHYDROUS CRYSTALS.  
 STANDARD OF PURITY THE WORLD OVER.



**MURIATE**  
 BOEHRINGER—B & S.  
 DISPENSED BY ALL DRUGGISTS

# COLCHI-SAL:

(Registered)  
**COLCHICINE SALICYLATE**  
 NEVER FAILS IN  
**Gout,**  
**Rheumatic**  
 AND ALL **Gout**  
**Rheumatoid**  
**Affections**  
 Safe, Prompt and Effective.



**COLCHI-SAL CAPSULES**  
 COLCHICINE SALICYLATE

"QUI VEUT LA FIN, VEUT LES MOYENS."

**COLCHI-SAL** is dispensed in small Capsules each of which contains  $\frac{1}{4}$  of a milligramme of Colchicine dissolved in 20 centigrammes of natural Methyl Salicylate, which is equivalent to 5 grains of Salicylate of Soda.

**INDICATIONS.**—In Gout in all its forms, Neuralgia, Rheumatoid Arthritis, Sciatica, Dysmenorrhœa of a Rheumatic Diathesis and all allied Rheumatoid or Gouty Affections.

Dispensed only on physicians' prescriptions.

An original bottle of 50 Capsules of COLCHI-SAL sent by mail on remittance of 75 cents to the wholesale agents.

**E. FOUGERA & CO., New York.**  
 Sold by all Retail Druggists and Jobbers.

## Medical Therapeutics

### Various Neuroses of the Larynx

In a "Note on Codeine," in the *Lancet*, Dr. James Braithwaite, of Leeds, says: "Codeine seems to have a special action upon the nerves of the larynx; hence it relieves a tickling cough better than any ordinary form of opium. One-half of a grain may be given half an hour before bedtime. It was in my own case that I first began to use codeine. For more than twenty years, usually once every winter, I have been seized with a spasmodic cough just before going to sleep, which becomes so severe that I am compelled to get up and sit by the fire. After an hour or two I return to bed and am free from the cough till the next winter. In other respects I enjoy good health. Many years ago I found that one-half grain of codeine, taken about two hours before bedtime, absolutely stops the attack and leaves no unpleasant effect the next morning. In cases of vomiting from almost any cause, one-quarter grain doses of codeine usually answer exceedingly well. In the milder forms of diarrhoea one-half to one grain of the drug usually answers most satisfactorily, and there are no unpleasant after-effects."

We find, however, that where there is great pain, the analgesic effect of codeine may not be sufficient, and a combination with anti-

kamnia is required. It is best given in the form of a tablet, the proportions being  $4\frac{3}{4}$  grains antikamnia and  $\frac{1}{4}$  grain codeine. Sometimes chronic neuroses may be cured by breaking the continuity of the pain, for which purpose we have found this combination peculiarly suited.

Clinical reports in great numbers are being received from many sections of this country, which, while verifying Dr. Braithwaite's observations as to the value of codeine, place even a more exalted value upon the advisability of always combining it with antikamnia in treatment of any neuroses of the larynx, coughs, bronchial affections, excessive vomiting, milder forms of diarrhoea, as well as chronic neuroses; the therapeutical value of both being enhanced by combination. The tablets of "Antikamnia and Codeine," containing  $4\frac{3}{4}$  grains antikamnia and  $\frac{1}{4}$  grain codeine, meet the indications almost universally.—*The Laryngoscope*.

### Muscular Soreness and Lagrippe Pains

℞ Antikamnia (Genuine).

Quin. Sulph.....aa grs. xl

Pulv. Ipecac et Opii.....grs. xx

M. ft. Capsules No. xx, dry.

Sig.—One every two or three hours.

—*Buffalo Med. and Surg. Jour.*

---

# LISTERINE.

THE STANDARD  
ANTISEPTIC.

LISTERINE is to make and maintain surgical cleanliness in the antiseptic and prophylactic treatment and care of all parts of the human body.

LISTERINE is of accurately determined and uniform antiseptic power, and of positive originality.

LISTERINE is kept in stock by all worthy pharmacists everywhere.

LISTERINE is taken as the standard of antiseptic preparations: The imitators all say, "It is something like LISTERINE."

---

**LAMBERT'S  
LITHIATED  
HYDRANGEA.**

*A valuable Renal Alterative and Anti-Lithic agent of marked service in the treatment of Cystitis, Gout, Rheumatism, and diseases of the Uric Diathesis generally.*

DESCRIPTIVE LITERATURE UPON APPLICATION.

**LAMBERT PHARMACAL COMPANY, ST. LOUIS.**



# A New Package:

## Fairchild's

## Essence of Pepsine.

For the convenience of prescribers—in response to expressed wishes, **Fairchild's Essence of Pepsine** is now offered in

**4 oz. vials, retail price, fifty cents.**

We regret that experience constrains us to warn physicians against fraudulent and inferior imitations of this preparation, which under cover of prescription are foisted upon the patient. The prescriber is therefore respectfully requested, in case of any failure in result or dissatisfaction, to examine the fluid dispensed.

FAIRCHILD BROS. & FOSTER,  
NEW YORK.

# BUFFALO LITHIA WATER

Disintegrates and breaks down Urinary Calculi, both the Uric Acid and Phosphatic Formation, and other Varieties as well.

## ANALYSES AND REPORT BY DR. R. OGDEN DOREMUS

*Professor of Chemistry in the Bellevue Hospital Medical College, New York.*

NEW YORK, December 3, 1896.

*Dr. E. C. LAIRD, Resident Physician,  
Buffalo Lithia Springs, Va.*

Dear Doctor :—

I have received the five collections of **Disintegrated Calculi**, each collection containing a number of fragments, and also the three boxes, each containing a single Calculus, mentioned in your letter as discharged by different patients while under treatment by the **BUFFALO LITHIA WATER, Spring No. 2**.

I have analyzed and photographed parts of each specimen, and designated them alphabetically.

One of Calculi from collection marked "A" was  $\frac{3}{16}$  of an inch in diameter, of an orange color, and on section exhibited a nucleus surrounded by nine concentric layers of a crystalline structure. On chemical analysis it was found to consist of **Uric Acid** (colored by organic substances from the urine), with traces of Ammonium Urate and Calcium Oxalate. A fragment of a broken down Calculus from the same collection was found to consist of **Uric Acid**.

One of the fragments taken at random from the collection marked "B" which was still more disintegrated than the preceding one, proved on analysis to be composed chiefly of **Urid Acid** and Ammonium Urate, with a trace of Calcium Oxalate.

The contents of the boxes marked "C" consisted chiefly of whitish Crystalline materials. On microscopic examination they exhibited well defined and prismatic crystals, characteristic of "Triple Phosphate." On chemical analysis they were found to consist of Magnesium and Ammonium Phosphate (triple phosphate), Calcium Phosphate, Calcium Carbonate a trace, Sodium and Potassium Salts in traces, Uric Acid and Urates none, Calcium Oxalate none, Organic debris in considerable quantity, and matters foreign to Calculi.

The fragments of Calculi in the collection marked "D" were numerous, and of sizes varying from small fragments to  $\frac{7}{8}$  inches in length,  $\frac{3}{16}$  inches in width and  $\frac{5}{16}$  inches in thickness. Some of the fragments were white and others were gray in color. On chemical analysis they were found to consist partly of the variety known as "Fusible Calculus," Ammonium and Magnesium Phosphate with Calcium Phosphate also, Calcium Phosphate, Calcium Carbonate in traces, Calcium Oxalate in traces, Uric Acid in traces and Organic matter.

The Calculus in collection marked "E" were nodulated and nearly spherical in shape, consisting of Crystalline layers from  $\frac{3}{8}$  to  $\frac{1}{4}$  of an inch in diameter. They were of a brown color, and on analysis were found to be chiefly Uric Acid, with some Ammonium Urate and traces of Organic matter.

Yours respectfully,

Analyses F, G and H, omitted for lack of space.

R. OGDEN DOREMUS.

Water in Cases of One Dozen Half-Gallon Bottles, \$5.00. F. O. B. Here.

SOLD BY ALL FIRST CLASS DRUGGISTS.

THOS. F. GOODE, Proprietor, - - Buffalo Lithia Springs, Va.

# THREE NEW IODINE COMPOUNDS.

Are receiving the unqualified indorsement of leading medical authorities of America and Europe, and are being regularly used by them in preference to Iodoform and the many other substitutes for it.



## SUPERIOR IN EFFICACY TO IODOFORM.

Possess strong antiseptic properties,  
Do not liberate Iodine, and are non-poisonous, non-irritant, tasteless,  
**AND ODORLESS.**

Distinguished for its remarkable desiccative action, and does not cake or form crusts when applied to wounds. Possesses exceptional healing properties. Indicated as a dusting powder in wounds of all kinds. Is unequalled in abraded surfaces, like burns, etc.; in abscesses and ulcers of all kinds; in affections of the skin; venereal affections, etc. Being a very light and impalpable powder, it can be very finely diffused, whereby the article is rendered especially valuable for eye, ear, nose and throat practice.



Is distinct from most antiseptic products in being readily soluble in water, by virtue of which it is especially adapted in solution as an antiseptic wash in all cases where such is indicated, and as a gargle; gives excellent results in ear, nose and throat practice; for irrigations of the bladder in cystitis, etc.; as an injection in gonorrhoea, etc. Is also employed very successfully as a dusting powder where very strong antiseptic action is desired.



Is intended for internal use as a gastric and intestinal antiseptic, and as such has given better results than any other known remedy.

Free samples and literature on application, of any one or all of these products.

SOLE AGENTS FOR THE UNITED STATES AND CANADA,

**STALLMAN & FULTON, 10 Gold Street, NEW YORK.**



PHYSICIANS  
Prescribe

WITH  
BEST RESULTS



Only when a superior preparation like **TEUTONIC** is used -  
When a malt extract is indicated **TEUTONIC** will be found to stand all chemical tests as thousands of physicians affirm.

**S. LIEBMANN'S SONS BREWING**  
36 FOREST ST. - BROOKLYN, N. Y. CO.



# DANIEL'S Conct. Tinct. Passiflora Incarnata

Few remedies in the history of medicine have obtained such phenomenal popularity in the short space of a few years as **Passiflora Incarnata**. It first came into prominence as a remedy for tetanus in veterinary practice, for which, on investigation, it was found to be a specific. Many physicians began experimenting with the remedy in other cases. It was but a short step from tetanus to spasms and Passiflora again scored a signal success—5 to 15 drops four times daily. Further experiments along the line of nervous diseases demonstrated its wonderful value in the convulsions of children, in spinal meningitis and in chorea—5 to 30 drops. But Passiflora's great triumph was yet to come. As clinical reports of its use in various nervous maladies accumulated here and there, one could find it mentioned incidentally, that the patient had "passed a very restful night," "had slept soundly and was refreshed the next morning," etc. "A hint to the wise" being sufficient, physicians began using it for stubborn cases of sleeplessness, when, in teaspoonful doses, they invariably found that it brought a sweet, refreshing slumber; that the patient felt brighter the next day; that no untoward after-results were discernible; that it was not necessary to gradually increase the dose to obtain this result. This deep, quiet repose and refreshed feeling on awakening is vastly different from the heavy, lethargic stupor and dulled sensibilities and nausea on awakening, so characteristic of morphine and narcotics generally.

In several cases on record it has been shown that Passiflora, in teaspoonful doses, has power to quiet the delirium, to produce sleep and to check the intense craving for stimulants, incident to the different stages of delirium tremens. Many physicians have testified to its value in typhoid and other fevers, to control restlessness and induce a natural, restful sleep; also for the nervous disorders of infants during dentition.

**Passiflora** is usually employed in the Conct. Tinct. (**Daniel's**) 5 to 60 drops. One teaspoonful repeated in half an hour, if necessary, is the usual dose for sleeplessness.

Prepared by JNO. B. DANIEL, 34 Wall Street, Atlanta, Ga.

#### FOR SALE BY

PHILADELPHIA:

Smith, Kline & French Co.  
Shumaker & Busch.

NEW YORK:

C. N. Crittenton.  
McKesson & Robbins.

CHICAGO:


Fuller & Fuller Co.  
Morrison, Plummer & Co.

BALTIMORE:

Gilpin, Langdon & Co.

RICHMOND: Purcell, Ladd & Co.

WRITE FOR LITERATURE.



SIR ASTLEY COOPER.

It is a universal healer. Its field of usefulness is unbounded. It is indicated wherever inflammation of any degree or kind is present.

We simply ask a fair trial of our preparation. Judge it by what it does—not by what is said about it. We shall be glad to send a sample free to any physician, upon request, together with clinical reports and an autobiography of Sir Astley Cooper, the originator of the working formula.

NORWICH PHARMACAL CO., Norwich, N. Y.

NEW YORK OFFICE, 140 William St., Cor. Fulton.  
BOSTON OFFICE, 620 Atlantic Avenue.

## WHAT WE BELIEVE

We prepare what we believe to be the very best Surgical Dressing in the world. We realize that this is a broad statement. We realize that our advertisements are addressed to the most intelligent and progressive professional men of today. We ask these surgeons and physicians to remember, however, that every preparation has to fight its way into notice and favor. The only way for us to inform the profession about our Surgical Dressing is to use the advertising pages of the best class papers. That is why we appear here. We call our preparation

## UNGUENTINE

The ingredients used are Alum, Carbolic Acid and Ichthyol, combined with a pure petrolatum base. This is the modified formula of Sir Astley Cooper.

From the alum we eliminate all the irritating properties. The method we follow in the treatment of Alumina Salt is known only by us. It is this exclusive knowledge that imparts such marked healing qualities to Unguentine.

**UNGUENTINE** is without acidity. It never grows rancid. When you want it, it is ready. It is thoroughly antiseptic. Frequently it leaves no scar tissue.

# CHIONIA

THE HEPATIC STIMULANT

INDICATED IN

**Diseases Caused by Hepatic Torpor.**

Does not purge, per se, but under its use the Liver and Bowels gradually resume their normal functions.

DOSE—ONE TO TWO FLUID DRACHMS, THREE TIMES A DAY.

# PEACOCK'S BROMIDES

THE STANDARD SEDATIVE

INDICATED IN

**Congestive, Convulsive and Reflex Neuroses.**

Absolutely uniform in purity and therapeutic power, produces clinical results which can not be obtained from the use of commercial bromide substitutes.

DOSE—ONE TO TWO FLUID DRACHMS IN WATER, THREE TIMES PER DAY.

**PEACOCK CHEMICAL COMPANY, St. Louis, Mo.**

—AND—

36 BASINGHALL ST., LONDON, ENGLAND.

# SENG

FOR

**INDIGESTION, MALNUTRITION, PHTHISIS,  
AND ALL WASTING DISEASES.**

DOSE—One or more teaspoonfuls three times a day. For babies, ten to fifteen drops during each feeding.

# CACTINA PILLETS

FOR **ABNORMAL HEART ACTION.**

DOSE—One Pillet every hour, or less often as indicated.

**SULTAN DRUG CO., St. Louis and London.**



"WELL PREPARED!! NUTRITIOUS!! EASILY DIGESTED!!"

HIGHEST AWARDS  
WHEREVER EXHIBITED

THE WORLD'S COLUMBIAN  
COMMISSION.

# IMPERIAL GRANUM

THIS  
STANDARD PREPARED

# FOOD

IS EARNESTLY RECOMMENDED as a most reliable FOOD for INFANTS, CHILDREN and Nursing-Mothers;—for INVALIDS and Convalescents;—for Delicate and Aged persons. It is not a stimulant nor a chemical preparation; but a PURE, unsweetened FOOD carefully prepared from the finest growths of wheat, ON WHICH PHYSICIANS CAN DEPEND in FEVERS and in all gastric and enteric diseases. It is easily digested, nourishing and strengthening, assists nature, never interferes with the action of the medicines prescribed, and IS OFTEN THE ONLY FOOD THE STOMACH CAN RETAIN.

SEEMS TO HOLD FIRST PLACE IN THE ESTIMATION OF MEDICAL OBSERVERS.—*The Feeding of Infants,* in the *New York Medical Record.*

A good and well made powder of pleasant flavour. CONTAINS NO TRACE OF ANY IMPURITY.—*The Lancet, London, Eng.*

A valuable aid to the physician in the treatment of all the graver forms of gastric and enteric diseases.—*The Prescription.*

As a food for patients recovering from shock attending surgical operations IMPERIAL GRANUM stands pre-eminent.—*The International Journal of Surgery, New York.*

Not only palatable, but very easily assimilated.—*The Trained Nurse, New York.*

IMPERIAL GRANUM is acceptable to the palate and also to the most delicate stomach at all periods of life.—*Annual of the Universal Medical Sciences, Philadelphia, Penna.*

Highly recommended and endorsed by the best medical authorities in this country.—*North American Practitioner, Chicago, Ills.*

It has acquired a high reputation, and is adapted to children as well as adults—in fact, we have used it successfully with children from birth.—*The Post Graduate Journal.*

The results attending its use have been very satisfactory.— \* \* \* *M.D., in New York State Medical Reporter.*

Especially valuable in fevers, and often the only food the stomach will tolerate in many gastric and enteric diseases.—*Dominion Medical Monthly, Toronto.*

IMPERIAL GRANUM has stood the test of many years, while many competing foods have come and gone, and have been missed by few or none. But it will have satisfactory results in nutrition far into the future, because it is based on merit and proven success in the past.—*The Pharmaceutical Record, N. Y.*

★ 'Physician's-samples' sent free, post-paid, to any physician—or as he may direct. ★  
JOHN CARLE & SONS, Wholesale Druggists, 153 Water Street, NEW YORK CITY, N. Y.



# BLOOD ——— ——— POVERTY

**M**EANS a diminution of the number of the fundamental red corpuscles; a reduced percentage of oxygen-carrying haemoglobin, and as a consequence, a diminished resisting power against more serious disease.

Pepto  
Mangan  
("Gude")



Supplies these deficiencies. It furnishes **Organic Iron** and **Manganese** to the blood elements, increases the haemoglobin, and restores to the blood its normal germicidal potency.

Pepto-Mangan "Gude" literally "builds blood" in cases of

**ANÆMIA, CHLOROSIS, AMENORRHŒA, RICKETS, BRIGHT'S DISEASE, Etc.**

Send for samples and reports of "blood counts," etc.

To assure the proper filling of your prescriptions, order Pepto-Mangan "Gude" in original bottles ( $\frac{2}{3}$  xi). It's never sold in bulk.

**M. J. BREITENBACH COMPANY,**

Sole Agents for United States and Canada,

56-58 WARREN ST., NEW YORK.

LABORATORY,  
LEIPZIG, GERMANY.

# PHILLIPS' EMULSION

## OF COD LIVER OIL

Insures to the patient 50 per cent. finest Norway oil (chemically unchanged) in minute subdivision, combined with the Tonic Wheat Phosphates.

Its acid reaction favors osmosis, and also precludes the saponification largely exhibited in the alkaline emulsions with the Hypophosphites of Lime and Soda.

PALATABLE--PERMANENT.

A marked advance over the plain oil that is so disgusting and difficult of assimilation.

EVERY PHYSICIAN SHOULD KNOW THAT IN

# PHILLIPS' DIGESTIBLE COCOA

the fat is retained and predigested with Pancreatine, and that the addition of the Phosphates renders it peculiarly serviceable to the brain worker, the invalid, and the nursing mother. A delicious and nutritious food beverage. Readily assimilated.

PHOSPHO-MURIATE OF QUININE, COMP.  
WHEAT PHOSPHATES.  
MILK OF MAGNESIA.

THE CHAS. H. PHILLIPS CHEMICAL CO., 77 Pine St., New York.

# RESINOL

(R : *Unguentum Resinol.*)

An absolutely reliable

Anti-pruritic, Local Antipyretic,

Emollient and Skin Nutrient.

**RESINOL**, by promptly dissipating capillary hyperæmia, has established itself as the best local application in Erysipelas and other forms of Dermatitis, and as the remedy *par excellence* in all eruptions and irritations of the skin, as *Eczema, Herpes, Acne, Psoriasis, Seborrhæa, Tinea Capitis, Inertrigo, Sunburn, Eruption of Poison Oak, Burns and Scalds, etc.* Stops the itching of *Pruritus Ani* or *Vulvæ, Itching Piles, Marginal Eczema, etc.*, instantaneously, and immediately subdues the fiery inflammation of *Vulvitis, Balanitis, etc.*

**RESINOL** is a harmless antiseptic and a true skin anæsthetic, absolutely non-irritant and non-toxic (free from lead, mercury, or cocaine), can be applied to mucous, excoriated or denuded surfaces of any extent at any age without fear of untoward results, and is not contra-indicated by any internal medication that may be deemed advisable.

### OPINIONS FROM THE PROFESSION.

From **H. S. CUNNINGHAM, M. D.**, *Prof. of Gynecology and Clin. Dis. of Women, Amer. Med. Col., Indianapolis, Ind.*: "I have been delighted with the action of RESINOL in Pruritus Vulvæ, Tinea Capitis, etc."

From **F. G. WELCH, M. D.**, *New York City*: "For Senile Eczema, especially with Pruritus, RESINOL is the best application I have found in twenty-five years' practice."

From **W. J. BRANDT, M. D.**, *Brooklyn, N. Y.*: "Surely in your preparation, RESINOL, you have a most wonderful antipruritic remedy. I have used

it upon myself and my relief has been complete and absolute."

From **E. S. HOYT, M. D.**, *Specialist, Rectal Diseases, New York City*: "RESINOL is one of the best local anti-phlogistic remedies I have ever used. It subdues the intense inflammation in Strangulated Hemorrhoids in a very short time."

From **H. S. DWIGHT, M. D.**, *Philadelphia, Pa.*: "In the various skin affections arising from high temperature in mills where operatives are exposed, I have found RESINOL admirable. I have also used it with good results in Chafing, Scrotal Eczema and Vulvitis."

**RESINOL** is put up in *one ounce jars* at 50 cts. *each*, and can be obtained at any drug store.

*Sample sent free* on application, or *one regular size jar* for trial on receipt of 25 cents.

RESINOL CHEMICAL CO., Baltimore, Md.

# MARYLAND MEDICAL JOURNAL

A Weekly Journal of Medicine and Surgery.

VOL. XXXVI.—No. 19. BALTIMORE, FEBRUARY 20, 1897. WHOLE NO. 830

## Original Articles.

### THE IMPORTANCE OF LABORATORY METHODS IN DIAGNOSIS.

By Charles E. Simon, M. D.,  
Baltimore.

SIXTH PAPER.

*The diagnosis of typhoid fever.*—The diagnosis of typhoid fever is, as is well-known, not infrequently a most difficult problem. In large hospitals cases may be observed almost daily, where from the clinical history and the results of a physical examination alone, it would practically be an impossibility to establish a definite diagnosis. When the disease sets in with severe nervous symptoms, it is frequently mistaken for cerebro-spinal meningitis. What at first appeared to be a case of acute croupous pneumonia may, in the course of time, turn out to be typhoid fever.

Remittent fever is again and again confounded with typhoid fever. The great difficulty of differentiating acute miliary tuberculosis from typhoid fever is well-known. With the exception of the rose-colored rash, there is not a symptom of typhoid fever which may not also be met with in other acute febrile diseases. The rash, moreover, is not always present and rarely appears before the seventh day. After the middle of the third week it is only found in exceptional cases. The ascending pyrexia in the earlier days of the disease is not always so well pronounced, as is stated in the text-books, and in hospital practice the patients are frequently not seen

before the end of the first or about the beginning of the second week.

*Widal's serum test.*—To judge from the reports which have thus far been published, it is now possible to diagnose typhoid fever with accuracy in the clinical laboratory. The method is based upon the discovery of Widal that the blood serum of typhoid fever patients possesses the property of inhibiting the movements of the specific bacilli in bouillon culture and of causing their agglutination. By means of a sterilized hypodermic syringe 5 to 6 cc. of blood are obtained from the median basilic vein and placed in a sterilized test-tube, measuring from 10 to 12 cm. in length. The blood is allowed to stand until the serum has separated from the clot. This may be hastened by separating the coagulum from the walls of the tube with a sterilized platinum needle.

By the aid of a sterilized glass pipette eight drops of the serum are best added to 4 cc. of nutrient bouillon, which should be as nearly neutral in reaction as possible. This mixture is then inoculated from a bouillon culture of the typhoid bacillus, 24 hours old, and kept as a temperature of 37°C. (98½°F.) for 24 hours. At the end of this time the bouil-



lon will be absolutely clear, or very nearly so, while little flakes, composed of the bacilli, will be seen at the bottom and adhering to the sides of the tube, providing that the case under consideration is one of typhoid fever. Otherwise it will be observed that the bouillon is uniformly cloudy, and that a sediment proper does not occur.

In some cases the appearance of the bouillon is peculiar. Innumerable macroscopic, dust-like particles will be seen throughout the fluid, which, however, can be readily distinguished from the cloudy appearance of non-typhoidal specimens. It is thought that this result is obtained in cases of intense infection with the bacterium coli. Should any doubt arise it is only necessary to keep such tubes for a few hours longer at a temperature of  $37^{\circ}$  C. ( $98\frac{2}{3}^{\circ}$  F.) when it will be seen that the dust-like aspect has disappeared and has given place to the ordinary cloudy appearance observed in cases which are not typhoid fever.

Widal suggests that a microscopic examination be also made in every instance. This is not necessary; the macroscopic test is perfectly sufficient. If a drop of the mixture be examined with an oil immersion lens, pretty large heaps of agglutinated, motionless bacilli will be found evenly scattered throughout the field of vision, while the interspaces are either entirely free from bacilli, or very nearly so. This appearance is only found in cases of typhoid fever.

Unfortunately this method, while it appears to be entirely reliable, and while it is certainly simple enough in itself, will scarcely become popular among practitioners, as a fresh culture of the typhoid bacillus must be available. In Baltimore such examinations are fortunately made for the general practitioner by the bacteriologist of the Health Department and it is to be hoped that every physician will make use of the opportunity in doubtful cases. He should, however, make every effort to reach a correct diagnosis himself. To this end the blood should be examined for the presence of malarial organisms,

as described in a previous paper, as this disease is, in our latitudes, more frequently mistaken for typhoid fever, and *vice versa*, than any other. The urine, moreover, should be tested according to Ehrlich's method.

*Ehrlich's reaction.*—Two solutions, which should be kept in separate bottles, are necessary. The one should contain 50 cc. of hydrochloric acid, diluted to 1000 cc. with water and saturated with sulphanic acid. The other is a 0.5 per cent. solution of sodium nitrite. Forty cc. of the sulphanic acid solution are treated with 1 cc. of the sodium nitrite solution, when the mixture is thoroughly shaken. A test-tube is then filled to one-third its capacity with the urine to be examined and mixed with an equal volume of the reagent. One to two cc. of ammonia are then added by means of a pipette, so as to form a layer above the mixture. At the zone of contact a more or less pronounced orange ring will be observed if the urine employed was normal.

Under pathological conditions, and notably so in typhoid fever, a distinct carmine color is seen instead. This reaction, when first discovered, was thought to be absolutely pathognomonic of typhoid fever. Later researches, however, have shown that it is at times also obtained in other diseases. It has thus been observed in cases of measles, scarlatina, erysipelas, acute miliary tuberculosis, severe pneumonia, smallpox, phthisis, septicemia, etc. In all these diseases, however, the reaction is by no means constant, and the great majority can be readily distinguished from typhoid fever. The only two diseases which concern us, in which the reaction may be obtained and which may be confounded with typhoid fever, are pneumonia and acute miliary tuberculosis. In the former the reaction is only exceptionally observed and if we remember that a marked degree of hyperleucocytosis is practically the rule in pneumonia, while the number of leucocytes varies but little from the normal standard in typhoid fever, it will rarely be difficult to differentiate the two diseases from each other. In acute miliary

tuberculosis this is more difficult if the patient does not come under observation during the first two weeks. If, however, the patient is seen in this time, a positive reaction may probably always be regarded as indicating the existence of typhoid fever. In cases of acute tuberculosis the writer has never met with the reaction earlier than the beginning of the third week. In such cases, moreover, it generally persists to the fatal end, while in typhoid fever it is rarely observed after the twenty-first day of the disease.

It is true that the reaction is not always present, even in typhoid fever, but such cases are exceptional and always mild. In almost all cases it may be obtained as early as the fifth day and it is the writer's experience that a positive reaction between the fifth and the ninth day, when taken in conjunction with a negative examination of the blood and sputum, may be regarded as indicating the existence of typhoid fever. Its value as a diagnostic aid is certainly greater than that of the rose-colored rash.

In this connection the writer wishes to draw attention to a slight modification of the test which he regards as most valuable. If any doubt should arise as to the presence or absence of the reaction, *i. e.*, as to the color of the ring, the test-tube should be emptied into a porcelain basin, filled with water. The reaction may then be regarded as positive if the water is colored a distinct salmon-red, while an orange color

only is obtained if the reaction is negative.

*Leucocytosis.*—It has been mentioned above that in typhoid fever the number of leucocytes is practically normal, *i. e.*, there are about 6000 in the cb. mm. of blood. By remembering this fact we are not only placed in a position where we can differentiate typhoid fever from other diseases in which a typical hyperleucocytosis (increased number of leucocytes) is observed, but we can also detect the occurrence of special complications of an acute inflammatory character. An examination in this direction is hence likewise of great importance.

To the practitioner who cannot avail himself of special laboratory facilities the writer would suggest that in every acute febrile disease where the diagnosis is not clear at once, the blood be carefully examined for malarial organisms and the urine be tested daily according to Ehrlich's method. A correct diagnosis may then be reached in the great majority of cases and the rate of mortality from "pernicious malarial fever" lowered. An examination of the sputum for tubercle bacilli and an enumeration of the white corpuscles of the blood will further serve to differentiate the disease from phthisis and septic conditions respectively. For the country physician it would be most important to establish a State bacteriological and chemical laboratory where specimens could be sent for examination. Returns could be supplied within forty-eight hours.

#### FOUND DRUNK.

THE *Boston Medical and Surgical Journal*, in describing the treatment of "drunk" cases, says that when the police in Denmark find any one in the streets drunk and incapable they take him in a cab to the station, where he gets sober under a surgeon's care. On recovering sobriety the police take him home. A bill for the services of the cabmen, the surgeon and the police agents for special duty is then presented to the host of the establishment where the patient took his last drink.

In Turkey, if a Turk falls down in the street while intoxicated and is arrested, he is sentenced to the bastinado, which punishment is repeated as far as the third offence. After the third bastinado he is considered to be incorrigible and is called "Imperial," or "privileged" drunkard. If arrested after that he has only to give his name and address and state that he is a "privileged" drunkard, when he is released and conducted home, the bill for these kindnesses being rendered to him for payment next day.



# THE TREATMENT OF SYPHILIS.

By *Henry Alfred Robbins, M. D.*,  
Washington, D. C.

CLINICAL LECTURE DELIVERED AT THE SOUTH WASHINGTON (D. C.) FREE DISPENSARY, DECEMBER 7, 1896.

## THIRD PAPER.

THIS colored man, aged 35 years, who has just entered our service for treatment, gives promise of being a peculiarly interesting case, illustrating the ravages caused by syphilis. To appreciate at a glance what is presented to you, it is necessary to be well versed in syphilography. Unless you have been properly instructed, and as it were have your knowledge at your finger ends, you will in general practice be treating many cases for other diseases, which in reality are only the manifestations of the protean forms of syphilis.

We will ask the patient to walk across the room. You notice that his right arm hangs limp by his side, and that it is with considerable effort he lifts and swings his right knee, with the big toe of the foot pointed inwards.

Syphilis causes genuine apoplectic attacks with succeeding hemiplegia, as you find in this man. Not long ago I read a paper before the Medical Society of the District, in which I gave examples. Dana of New York says that syphilis causes one-third of all cases of apoplexy. There are changes in the cerebral arteries, diminishing their caliber, etc. The brain is also the seat of tumors known as gummata, but it does not require one skilled in brain surgery to remove them.

Dr. Dowse, in speaking of iodide of potassium, says: "The physician commands this drug to carry out his object, and it does it, too, as surely, as completely and effectually as the surgeon's knife in excising a tumor."

You will notice, if you hereafter see much of syphilis, that hemiplegia due to syphilis is nearly always on the right side. Aphasia is not uncommon. This man, however, is not at a loss for words, nor does he make use of wrong ones. He is very complimentary, and very voluble, and has "a pat-you-on-the-

head, and bless-you-my-children" style of oratory. Now observe the eruption on his forehead. It is what is called the ulcerative pustular syphiloderm, the pustules varying in form and color. Some are covered with crusts. My colleague, Dr. Arwine, lifts one with a pin, and you notice a yellowish puriform secretion. The late Professor von Zeissel, whose service I belonged to in Vienna, used to liken this syphiloderm to "little islands floating in their own pus." They are destructive and leave permanent scars.

Of all the various forms of treatment of syphilis, I prefer the Vienna method and that is the inunction. Generally, and always at Vienna, the mercurial ointment is used. When I am sure that I can get the oleate of mercury (10 per cent.) properly made, I prefer that, but unless it is properly and freshly made, it sometimes acts as an escharotic. As we do not have the patient under our own control, to see that the method is properly carried out, we will give him our tertiary mixture, and apply to the forehead on ointment containing calomel  $\bar{3}$  j, zinc ointment  $\bar{3}$  j.

November 23. This colored girl, aged 25 years, has just put in an appearance for treatment. You find that she has enlargement of the posterior cervical, submaxillary and epitrochlear glands. You notice located on the neck, over the sterno-mastoid region, a large, flat tumor, which she says is painful. If it is what we think, pain is a very unusual accompaniment. To our eyes, and finger ends, it can not be mistaken for anything but a gummy tumor. Any pressure on a cutaneous nerve may cause pain, especially upon the skull, where gummy tumors are occasionally found. In this case we can account for it, by the frequent applications of the tincture of iodine, which have been



made. Some one not well versed in syphilis has mistaken this tumor for an abscess. Why tincture of iodine is always applied to a suspected abscess I can not comprehend. In my hands it has proved worse than useless in aborting a boil or abscess, and no one but an idiot would apply it to a gummy tumor. I have ceased to be astonished at anything after seeing a medical man poultice a gummy tumor, and with a profound air, order syrup of hydriodic acid.

A gummy tumor is the most characteristic manifestation of tertiary syphilis. They rarely develop before the third or fourth year after acquiring the disease. They are met with not only on the tegumentary surface, but post-mortems have revealed them in the brain, heart, lungs, liver, stomach, spleen and kidneys, as I described in a paper called "Syphilis of the Vital Organs."

What is a gummy tumor? It is a cell infiltration in the subcutaneous cellular tissue. After the formative stage under the skin, if not properly treated, it will go on to the ulcerative stage, and sometimes is attacked with gangrene and phagedena.

This case seems easy enough to diagnose, as the girl has enlarged glands, and she says that three years ago she had a sore on her genitals, which was followed by a "waxing kernal."

Gummatous tumors have been mistaken for cancer, and have been removed by the knife. I referred to this in a paper that I read before the Medical Society, entitled "Lues Venerea." I gave examples, and could have given more. Only yesterday I came across a clinical lecture of Professor von Esmarch, in which he stated that an American had consulted him who had "his penis, the scrotum, and the testes, as well as a large piece of the abdominal skin, cut away." Our surgeons of the Pacific slope had regarded the case as carcinoma, and had made as good a eunuch of him as you can find in Constantinople. After castrating him, they fixed him so that the only way he could be re-infected by syphilis

was in a non-venereal manner. Our California surgeons failed to see unmistakable evidences of syphilis, so von Esmarch stated.

What can you expect when syphilology is not considered of sufficient importance to be taught in our medical schools? The very name is so offensive to the ears and eyes of our professors that it is never spoken, and never printed in their catalogues.

The old world makes mistakes too. In my paper "Lues Venerea," I quoted the following from Maissonneuve:

"A patient underwent a serious operation for a supposed encephaloid cancer of the pharynx. After six months the tumor began to grow again, and grew so rapidly that the patient was given up in despair, and sent to the hospital to die. When examined upon his entrance, an enormous tumor was found occupying the left lateral region of the neck and the entire parotid gland. It projected into the pharynx, obliterated the velum palati, and threatened the patient with death by asphyxia. Under specific treatment, the tumor vanished without leaving a vestige."

This morning I received part III of the Pictorial Atlas of Skin Diseases, and Syphilitic Affections—taken from photo-lithochromes of the models in the Museum of the Saint Louis Hospital, Paris.

It contained, among other superb illustrations, a colored photo-lithochrome of a broken-down ulcerative syphilitic gumma of the thigh. This patient was a man aged thirty-nine years.

The patient went to a hospital and was admitted to a surgical ward. He states that the surgeon thought of operating on him, and even auscultated his thigh "to hear pulsations"; so it seems possible that an aneurism was suspected. However, after two surgeons had consulted together, the operation was abandoned, and he was discharged, with means of treatment directed mainly towards his pains (opiates internally, belladonna plaster on the thigh, etc.).

In one month he returned to the hospital, in a worse condition. "A different surgeon from those who first saw him

now attended him. The thigh was now massive and hard, but the skin was purple, the ecchymoses having partially disappeared. Probably the new surgeon diagnosed a malignant tumor—likely enough an osteo-sarcoma—for he proposed to the patient *the amputation of his leg at the hip joint.* Terrified, the patient left the hospital.

“A few weeks afterwards (December, 1890), the poor fellow was sent to the Saint Louis Hospital. The appearance of the lesions, as we have already described them, left no room for doubt as to their nature. Despite the lack of evidence of antecedent syphilis, and denials of the patient, the diagnosis of syphilis was made, and specific treatment instituted. This treatment consisted of daily mercurial inunction (mercurial ointment, four grammes (3i), and of iodide of potassium, of which the patient took at first two (3ss), then three (gr. xlv), and finally four grammes (3i), daily. The disease, which had lasted for two years, was cured in two months.

In my paper (*Lues Venerea*) I wrote as follows: “Gummy tumors have been diagnosed to be sarcomata, and the ever ready knife of the surgeon brought into use, but the happy administration of the proper treatment has caused them to melt away, like snow under the midday sun.” So far I have not been called to account for thus indulging in poetic license.

We will apply the oleate of mercury, ten per cent., to this tumor, and give the girl our tertiary mixture, and when you see her again you will, I suspect, find that the tumor has melted away, without leaving a vestige.

November 25.—This white woman, who appears to be about thirty years old, has brought her girl baby, aged eight months, for us to treat the infant's hand.

Before Dr. Arwine removes the dressings, we will call your attention to the unusual formation of the infant's skull. There is a bulging out of the frontal bone, and a general lack of symmetry. You will notice that its eyes are bright, and there is no evidence of its having

had interstitial keratitis, and the mother says that it has never had ear trouble, and there does not appear to have been an arrest of development. You notice, about the commissures of the lips, little groups of vesicles, which look herpetic. Let us examine the mouth. We see irregular grayish-white patches, which have the appearance of having been brushed over with a solution of nitrate of silver. These are called opaline patches, because they resemble the opal, and they are characteristic of syphilis. On examining the hand, what do we find? A most typical case of what is called dactylitis syphilitica, called so from the Greek word meaning finger.

Nélaton reported two cases about thirty years ago, and ten or eleven years later Dr. R. W. Taylor wrote an essay on the subject in his usual masterly way. The acquired form is very rare. Only five cases had been reported up to the time that Dr. Taylor wrote his paper on the subject. You will observe that the upper phalanges of the index middle and ring fingers appear to be gummatous. They feel gummy and are puffed out more than twice their normal size, and at the end of the index finger there is a deep ulcer, and it looks as if there might be necrosis of the lower phalanx. The doctor is dressing it with iodoform gauze. We will photograph this case, if possible. We will give the little patient  $\frac{1}{2}$  grain doses of hydrargyrum cum creta, and will tell the mother to keep its bellyband smeared with mercurial ointment.

Let us question the mother. You notice that she is good looking and apparently healthy. She has had five children, no miscarriages. She says that all have been healthy, except this last one; it had a breaking out, shortly after birth, and the child has constantly had “a cold in the head.” She says that her husband is a healthy man, has had no skin trouble, no rheumatism, etc.

As this woman looks so well, we would, if we had time, call your attention to the law of Colles. That is where a healthy woman can give birth to a syphilitic child. Dr. R. W. Taylor has given



examples, where such appears to have been the case. We will refer to that in a lecture, when we do not have to keep

patients waiting. We will investigate still further, and report on some future clinic day.

## THE "SCHOTT METHOD" OF GYMNASTICS IN CHRONIC HEART DISEASE.

By *Solomon Solis-Cohen, M. D.,*

Professor of Clinical Medicine and Therapeutics at the Philadelphia Polyclinic and College for Graduates in Medicine; Physician to the Philadelphia Hospital, etc.

ASSISTED BY

*Dr. Charlotte West,*

Clinical Assistant in the Medical Department of the Philadelphia Polyclinic.

READ BEFORE THE PHILADELPHIA COUNTY MEDICAL SOCIETY, JANUARY 27, 1897.

THE treatment to which I desire to call attention of the Society is a portion of the so-called Nauheim treatment of cardiac disease, which was inaugurated some twenty years ago by Drs. August and Theodor Schott, and has recently found its way into English literature. Dr. August Schott, now deceased, published his first paper in the *Berliner Klinische Wochenschrift*, in 1880. Dr. Theodor Schott published his first paper in the same journal in 1883. Since that time both the brothers Schott have published several monographs and journal articles on various phases of the subject, and in 1891, at the instance of Dr. Bezley Thorne, Dr. Theodor Schott communicated to the *Lancet* a brief account of his methods. Dr. Thorne published a monograph on the subject in 1895, and for the last two years, probably because of the great success that Dr. Thorne has been having in London, in the treatment of chronic diseases of the heart by the Nauheim methods, the *British Medical Journal* has been pretty well filled with papers upon this theme. Several eminent British physicians, among them Sir William Broadbent and Sir T. Grainger Stewart, have visited Bad Nauheim and recorded their observations, all very much in favor of the method and confirming the scientific character of the observations of the brothers Schott. In fact, a very noticeable feature of these reports is the praise accorded to these gentlemen for their

moderation in statement and their carefulness in observation; particularly when we consider the really wonderful nature of the recoveries that they report. The treatment carried out at Nauheim is directed toward the relief of the damaged heart, in cases of dilatation or ruptured compensation associated with valvular lesions, by action upon the peripheral vessels and blood spaces; partly through the effect of thermal, saline and carbonated baths, and partly by a special system of gentle muscular exercise, which, with the assistance of Dr. West, I shall partially demonstrate this evening. The baths are an important but not an essential portion of the treatment — that is to say, the exercises will do a great deal alone, as we have experienced in four cases. In some instances the baths alone are said to have been successful. At Nauheim, the baths are given in gradually increasing strength in the natural waters, which are of various temperatures and carbonated, containing likewise a number of alkaline and iron salts. Dr. Schott and Dr. Thorne both say, however, that the essentials of the baths can be artificially reproduced by the use of heat and the appropriate reagents, and give formulas for the purpose, chiefly calling for the use of sodium and calcium chlorides, and free carbon dioxide; the latter being released from reservoirs, or evolved in the bath by the use of sodium bicarbonate and hydrochloric acid. I hope soon to



have facilities for observation with these artificial baths, but up to this time I have nothing special to report concerning them, and therefore shall confine my remarks this evening to the exercises. I was under the impression — until I hunted up the literature — that my lecture and demonstration at the Philadelphia Hospital in November last, late as it was, had been the first American contribution to the subject, but I find that Dr. Robert H. Babcock of Chicago published a communication in the *Journal of the American Medical Association* for 1893, Dr. Babcock himself having been a patient of Dr. Schott's, and reporting his own case and some other cases on his return to America. One feels somewhat chagrined at his own tardiness when he reads this communication and the others referred to.

The method of exercise is called by Dr. Schott *Widerstandsgymnastik* — resistance-gymnastics. Perhaps the best way to English this term would be to call it *resistance-exercises*, but this alone would not convey the idea. "Swedish movements" are resistance-exercises, too; but this system is differently carried out. "Gently-resisted movements" would perhaps convey the idea better. The patient makes very slight efforts with various muscles, and these are resisted by the operator very gently. As the treatment progresses the resistance is increased, calling upon the patient to put forth great exertion. There is a course of exercises laid down by Dr. Schott, the whole occupying from thirty minutes to one hour, but the number and degree of movements are varied according to the patient's requirements. With my patients only twenty minutes' exercise has thus far been attempted.

Dr. Schott says that his system consists of slow movements made by the patient and resisted by the operator, short intervals being allowed for rest. The exertion should be small and the patient should be loosely clothed and told to breathe quietly. This matter of quiet breathing is quite important. It must be watched and controlled by the operator. The resistance should not be

of such a kind as to prevent the patient feeling master of the situation. The operator must not grasp or in any wise constrict the limb, but oppose by the hand held flatly. The following rules are laid down :

1. Each movement is to be performed slowly and evenly, that is, at a uniform rate.

2. No movement is to be repeated twice in succession in the same limb or group of muscles.

3. Each single or combined movement is to be followed by an interval of rest.

4. The movements are not allowed to accelerate the patient's breathing, and the operator must watch the face for the slightest indications of (*a*) dilatation of the alae nasi; (*b*) drawing of the corners of the mouth; (*c*) duskiness or pallor of the cheeks and lips; (*d*) yawning; (*e*) sweating; and (*f*) palpitation.

5. The appearance of any of the above signs should be the signal for immediately interrupting the movements in process of execution and for either supporting the limb which is being moved, or allowing it to subside into a state of rest.

6. The patient must be directed to breathe regularly and uninterruptedly and should he find any difficulty in doing so, or for some reason show a tendency to hold his breath, he must be instructed to continue counting in a whisper during the progress of each movement.

No limb or portion of the body of the patient is to be so constricted as to check the flow of blood.

The physiological effect and therapeutic object of these procedures are to accelerate the flow of blood through the vessels and diminish the work thrown upon the heart, allowing its chambers to contract more readily—hence the importance of attending strictly to the details mentioned.

The exercises consist in motions with the limbs, hands, feet and trunk, made against slight resistance. They are so devised as to call into operation, according to a definite order and succession, nearly every voluntary muscle and system of muscles in the body. While this

order has been carefully worked out by the brothers Schott as the result of long experience, the physician is to use his judgment as to which exercises are to be used and which omitted in any particular case. The system advised begins with the upper extremities, goes to the trunk, then to the lower extremities and concludes with a return to the upper extremities. The motions include extension, flexion and rotation or circumduction.

As already stated, the movements are carried out in a certain definite system, uniformly with intervals of rest after each movement and with gentle resistance upon the part of the operator, who carefully watches the effect so that the patient shall not be exhausted. The operator especially regulates the patient's breathing (which is not allowed to become accelerated) and the color of the face; hurried breathing, even distention of the nostrils, flushing, pallor, or sweating, being a signal for interruption or cessation. In suspending the treatment, the operator's judgment decides whether to support the part being exercised in the position it has assumed, or to allow it to return gently to a position of normal rest. So too, while it is best for the patient to stand, he may sit or lie when too feeble to begin treatment otherwise.

The following is the list of exercises :

1. Arms extended in front of body on a level with shoulder, hands meeting; arms carried out until in line and brought back to original position.

2. Arms hanging at sides, palms forward; arm flexed at elbow until tips of fingers touch shoulder, back to original position; one arm only moved at a time.

3. Arms down, palms forward, arms carried outwards and upwards until thumbs meet overhead; back to original position.

4. Hands in front of abdomen, fingers flexed so that second phalanges touch those of opposite hand; arms raised until hands rest on top of head; back to original position.

5. Arms down, palms against thighs, arms raised in parallel planes as high as possible; back to original position.

6. Trunk flexed on hips; return to original position.

7. Trunk rotated to left—to right; return to original position.

8. Trunk flexed laterally.

9. As No. 1, but with fists clinched.

10. As No. 2, but fists clinched.

11. Arms down, palms against thighs, each in turn raised forwards and upwards until arm is alongside of ear, then turned outward; arm descends backwards.

12. Arms down, palms to thighs, both together moved backwards in parallel planes as far as possible without bending the trunk forward.

13. Thighs in turn flexed on trunk, opposite hand resting on chair.

14. Lower extremities in turn extended fully and bent on trunk forwards and backwards to extreme limits of movements, opposite hand resting on chair.

15. Legs in turn flexed on thigh, both hands on chair.

16. Feet together, lower extremities in turn abducted so far as possible and brought back to original position, opposite hand on chair.

17. The arms extended horizontally outwards, are rotated from the shoulder joint to the extreme limits forwards and backwards.

18. The hands in turn are extended and flexed on the forearm to extreme limits and brought back in line with arm.

19. The feet in turn are flexed and extended to extreme limits and then brought back to their natural position.

The duration of the exercises is from twenty minutes to an hour and a half, an hour being the average at Nauheim even in the beginning. The following are the results stated to be obtained by the baths and exercises at Nauheim :

(1) Diminution in the frequency of the pulse, with increase in its force and fulness; (2) Contraction of the heart, as shown by the diminution of the area of cardiac dulness and recession of the apex-beat upward and toward the median line. (3) Slower and deeper breathing with a sense of lightness and relief in the chest; (4) A better color of



the lips and improved facial aspect; and (5) when that organ has been congested, a marked diminution in the size of the liver. Furthermore, after a few days of systematic administration of the exercises, there is usually observed marked and often long-maintained diuresis.

Dr. W. Bezley Thorne says: "The results, in fact, are such as would scarcely be believed by anyone but an eye-witness. It is by no means uncommon in cases of dilatation to see within one hour the oblique long diameter of the heart's area of dulness diminish by from three-quarters of an inch to an inch and a quarter and, perhaps, more surprising still, to observe a diminution of as many as two inches, in vertical measurement, of a liver which at first extended to the umbilical level; and to hear the patient, at the conclusion of what cannot be described as an ordeal, volunteer the statement that a load has been removed from the precordia, that he breathes easier and more deeply and experiences a sense of general relief. Such gains are not permanent and in the time that intervenes before the next day's exercises or baths, as the case may be, the dilated and congested organs tend to their former size, but do not wholly relapse. A slight proportion of the gain is held and succeeding increments until, as the result of treatment, perhaps at the end of a few weeks, the dilated heart and the congested liver have recovered their normal dimensions, or at any rate such contraction and compensatory power in the one case and resolution in the other, as to make them practically sound."

Sir T. Grainger Stewart concludes as the result of personal observation with the Nauheim treatment:

"1. That in a large proportion of cases it effects immediate improvement in the condition of the heart, as shown by percussion and auscultation; the sounds becoming more distinct and the area of dulness diminishing to a greater or less extent.

"2. That in many cases the rhythm of the pulse improves and the beat becomes more vigorous.

"3. That while the immediate effect

is in so far temporary, the heart rarely goes back to its previous condition of dilatation, but remains somewhat smaller than it had been before the exercises and that gradually improvement of a lasting kind sets in, so that the heart recovers its tone and the area of dulness permanently diminishes."

As to the effect in cases of valvular lesions, it is stated that in the course of the first few movements a bruit due to stenosis is observed to be accentuated, that afterwards diminishes, as the peripheral resistance lessens. In our case the accentuation of the bruit has remained, the sound at first having been but faintly heard, owing to the weakness of the cardiac muscle, and its greater audibility now being interpreted as a sign of increased muscular vigor. Indeed it is urged as a diagnostic merit of the method that valvular lesions previously unsuspected may become recognizable by the development of murmurs during treatment. Murmurs due to insufficiency other than that caused by actual lesion of the valves are diminished in intensity, modified by duplication and finally obliterated. In cases of early valvular lesions, the murmurs are said to disappear as the final result of treatment. The condition of the cardiac muscle is so much improved in the long-continued cases that I have had under observation that we may readily believe the statement that in early cases all traces of myocarditis are removed.

The counter-indications against the treatment in the entire range of chronic cardio-vascular affections are advanced arterio-sclerosis, decided degeneration of the cardiac muscle and aneurism. Some of the conditions earlier deemed counter-indications are not now so considered. Thus, in the patient before you this evening, a quite advanced case of arterio-sclerosis, the exercises have certainly done much good. The only absolute counter-indications that remain generally insisted on are marked atheroma, as with pipe-stem arteries, and advanced cases of aneurism in which clots might be loosened and emboli thrown out into the circulation. One should, however, be cautious until he has had sufficient ex-



perience to decide for himself. It might be very rash for me to apply the method in a case Dr. Schott might so treat with benefit.

Dr. Thorne states that he has witnessed improvement amounting to practical or actual cure in cases presenting the physical signs usually regarded as indicative of the following affections; stenosis of either the aortic or the mitral orifice, stenosis of both; insufficiency of either or both; with attendant dilatation; dilatation consequent on myocarditis, on habitual hemorrhage and on constitutional anemia; fatty heart (interstitial); weakened heart; congenital mitral insufficiency; patent foramen ovale; and angina pectoris of apparently both neurotic and organic causation. He adds that "it is reasonable to assume that measures, calculated to diminish peripheral resistance, and to promote the nutrition and repair of the cardiovascular tissues, must be applicable to at least the early stages of aneurism of the heart and great vessels."

The physiological mechanism by which this is accomplished is in brief that the gently-resisted movements, carried out as described and demonstrated dilate in turn the peripheral vessels in every section of the body, distend the lymph-spaces relieving the veins, thus employing for therapeutic purposes the pumping action of the muscles and securing increased filling of the arteries and better emptying of the heart. In other words, by increasing the volume of circulation in both arteries and veins, by better filling of the vascular system generally, including lymph-channels and lymph-spaces, and thus affording a much larger peripheral area for the blood, the left heart is better emptied by forcing the blood into the capillaries, the arterioles, the larger arteries, the aorta, and back pressure upon the left auricle being relieved, the right heart is relieved through the pulmonary circulation, and thus the veins are still further emptied, the congested liver often markedly diminishing in size. In effect the peripheral pump is substituted for the central pump of the circulation, and the latter being able to contract upon the

lessened quantity of blood, now becomes able to do its work once more, and all this without the use of any drug.

I have here some careful notes of the case before us which have been made by Dr. West. It will not be necessary to read them in full. The patient, a widow, fifty-eight years old, came under observation at the Philadelphia Polyclinic on the second of October, 1896; having had influenza, of three weeks' duration, a year before, followed by dry pleurisy. For the past five years she has been subject to attacks of dyspepsia and nervousness. A good deal of mental disturbance had recently made her more nervous. In addition to the dyspeptic symptoms, she sought relief for dyspnea, constant, and increased on exertion, headache, vertigo and continuous palpitation of the heart which gave rise to a sound heard in the left ear. There is also at times a sensation of "stoppage" of the heart. While in high altitudes (Colorado) she was subject to fainting spells. On examination the heart was found dilated and displaced to the left, the apex-beat being in the sixth interspace one inch to the left of the nipple. Both sounds were feeble, the second being relatively accentuated. There was a faint, harsh systolic murmur, heard best at the aortic cartilage and feebly transmitted into the neck. The pulse was small, feeble, its rate 96, with the patient standing, the artery somewhat hardened. There was occasional intermittence. Small quantities of albumen and granular and hyaline casts were found in the urine. There was no edema.

Under treatment the heart has receded until the apex, from being one inch to the left of the nipple, is now permanently half an inch to the right of the nipple; and from the sixth interspace it has receded into the fifth. The sounds are stronger, the first markedly so, and the movement is more distinct, though perhaps softened in quality. Intermittence has ceased. The artery is larger, the beat fuller and slower; the record of today being 68 with the patient seated. The sphygmographic tracings which I exhibit, and which

were taken before, immediately after and ten minutes after the exercises on a number of occasions, the pressure being but slightly raised, as recorded, and the instrument and the observer being the same in each instance, show the great improvement in the fulness of the arteries and in the character of the beat. For instance, at the beginning of treatment there was scarcely any elevation of the lever and the tracing is markedly that of rigid, unfilled arteries—the tidal wave being wanting. This may be contrasted with the recent tracing in which the pulse is beginning to resemble a normal pulse, the elevation being, however, less than normal, and the tidal wave still obscured; for, of course, we have not given the patient new arteries. The patient has lost her unpleasant symptoms, except that there is still a slight noise in the ear. In especial she has lost the extreme depression and dread of suffocation which was the most distressing feature of the case.

The albumen has disappeared from the urine and I find that similar cases are also recorded by Dr. Schott and Dr. Thorne. In another Polyclinic case, one of mitral regurgitation and interstitial nephritis, the albumen was markedly diminished but did not entirely disappear. However, the patient felt so much better, her edema having gone, and her dyspnea being relieved, that she declared she was well and went back to work. For this reason I was unable to bring her before you this evening. In conclusion let me say that this is but a preliminary communication to call your attention to the subject, in the effort to atone as much as possible for my long neglect of the method, by doing my share to make its merits more widely known.

From reading and limited observation, I believe the Nauheim system to be one of the greatest advances in the line of therapeutics without drugs that has yet been made; worthy to rank with Brand's cold-bath treatment of typhoid fever and the pneumatic treatment of pulmonary tuberculosis. It is more troublesome than the writing of pre-

scriptions, but, in suitable cases, much more effective.

## Society Reports.

### THE TRI-STATE MEDICAL ASSOCIATION

OF WESTERN MARYLAND, WESTERN PENNSYLVANIA AND WEST VIRGINIA.

SIXTH ANNUAL MEETING HELD AT CUMBERLAND, MD., DECEMBER 3, 1896.

THE Association met at 1.30 P. M., in the Y. M. C. A. Building, Cumberland, Maryland, Thursday, December 3. The meeting was called to order by Dr. E. T. Duke, the presiding officer. Rev. Lewis Randall offered prayer.

Mr. Isaac Hirsch, a member of the City Council, delivered the address of welcome, to which Dr. A. G. Smith of Ocean, Md., responded on behalf of the visiting physicians.

Next followed the regular order of routine business. Drs. J. F. Graham of Piedmont, West Virginia, and J. G. Abbott of Shaw, West Virginia, were elected to membership.

The following physicians were present: Dr. A. Enfield, C. P. Calhoun, S. H. Gump, Bedford, Pa.; Dr. S. G. Statler, Alum Bank, Pa.; Dr. C. S. Hoffman, Keyser, W. Va.; Drs. E. H. Parsons, J. F. Graham, Piedmont, W. Va.; Dr. Wm. F. Barclay, Pittsburgh, Pa.; Dr. A. C. Harrison, Meyersdale, Pa.; Dr. F. L. Baker, Burlington, W. Va.; Dr. J. Oliver Loutz, Aurora, W. Va.; Dr. C. Foutche, Westernport, Md.; Dr. R. Taylor, Slavesville, W. Va.; Dr. Robt. Gerstell, Elk Garden, W. Va.; Drs. W. J. Craigen, F. W. Fochtman, G. H. Carpenter, E. T. Duke, J. M. Spear, W. F. Twigg, Geo. Broadup, Richard Gerstell, C. H. Ohr, Cumberland, Md.; Dr. C. Brotemarkle, Lonaconing, Md.; Dr. S. A. Boucher, Barton, Md.

Dr. J. Lee McComas, who had been appointed a representative to the Pan-American Medical Congress, was unable to be present. Drs. T. A. Ashby of Baltimore, and A. F. Spicker of Elk Lick, who were to have read papers, were unable to attend the meeting. It was decided to have a report of the



meeting published in the MARYLAND MEDICAL JOURNAL. A committee was appointed to have transactions of the Association published.

The committee on memorial introduced resolutions of respect to the memory of Dr. S. S. Good, formerly president of the Association, who resided in Meyersdale, Pa.; Dr. Thos. C. Price of Frostburg, Md., and Dr. J. B. Murdock of Pittsburgh, Pa., all of whom had died within the past year.

*Dr. Charles H. Ohr* read a paper entitled LA GRIPPE, which was listened to with marked attention, not alone on account of the paper, but from interest in the writer. Dr. Ohr is in his eighty-seventh year, is hale and hearty, with all of his faculties remarkably well-preserved, and is still in practice.

*Dr. Wm. F. Barclay* agreed with Dr. Ohr that the disease was of germ origin. He regarded rest in bed, diaphoretics and laxative treatment as all that was needed in simple cases. Peculiar nervous conditions which sometimes follow it require special treatment, as tonics, sea air or change of residence.

*Dr. A. G. Smith* thought the cases attended with high temperature required active treatment.

*Dr. Richard Gerstell* thought la grippe a serious affection. He had found that aged persons were most apt to be affected with pneumonia as a complication, the middle-aged with nervous diseases, and children with intestinal and stomaclic troubles.

*Dr. C. S. Hoffman* spoke of the occurrence of pneumonia with few outward manifestations and advised thorough examination of the lungs in all cases, especially the aged.

*Dr. Ohr* closed the discussion.

*Dr. T. A. Harris* of Parkersburg, W. Va., reported AN INTERESTING CASE. The case related was of considerable interest not alone from a medical, but a legal, standpoint as well, and discussion followed bearing on malpractice suits and remedies to prevent them.

*Dr. Barclay* advised that the members of the profession of medicine should stand together and protect one another,

instead of advising suits for malpractice against members of the profession, as is so often done.

Drs. Gerstell, Carpenter, Hoffman, Ohr and others all voiced the same sentiments.

Since this meeting Dr. Harris writes that the case was thrown out of court. To the friends of Dr. Harris, who are familiar with the merits of the case, the news is welcome that he has been relieved of the annoyance and expense of a trumped-up case and to the profession at large it is of interest, as the success of a suit of this kind would encourage others to bring like cases into court. An effort will be made at the next meeting of the West Virginia Legislature to have the law regarding evidence in cases of this kind amended so that a party to the suit can be heard in his own behalf, which seems not now to be the case.

*Dr. S. A. Boucher* read a paper on the TREATMENT OF INEBRIATES. This closed the afternoon session.

The Association again met at 8 P. M. with Dr. Duke in the chair. The first paper of the evening was by Dr. Barclay of Pittsburgh, entitled THE SCIENCE OF GENERATION AND ITS PHENOMENA. (See page 299.)

*Dr. H. W. Hodgson* reported an interesting case of MUMMIFICATION OF THE FETUS. Discussion followed, participated in by Drs. J. M. Spear, W. F. Twigg, R. Gerstell, A. Enfield.

It was decided that the next meeting would be held at Bedford Springs in July. The Association then adjourned.

OVARIAN ABSCESS AFTER DELIVERY. —Bröse (*British Medical Journal*) relates that a woman, after confinement, had high temperature, which subsided, but the severe pain which accompanied it continued till, at the end of three months, when he operated. Both appendages were removed. The right ovary was converted into an abscess larger than a walnut, the left contained a smaller amount of pus. The left tube was also suppurating. The temperature had been normal just before the operation. Recovery was rapid.



MARYLAND  
**Medical Journal.**

PUBLISHED WEEKLY.

TERMS OF SUBSCRIPTION, \$3.00 a year, payable in advance, including postage for the United States, Canada and Mexico. Subscriptions may begin with any date.

DATE OF PAYMENT.—The date following the subscriber's name on the label shows the time to which payment has been made. Subscribers are earnestly requested to avoid arrearages.

CHANGES OF ADDRESS.—When a change of address is ordered, both the old and new address must be given. Notice should be sent a week in advance of the change desired.

TO CORRESPONDENTS.—Original articles are solicited from members of the profession throughout the world. Reprints will be furnished in payment of accepted articles if the author's wish is so stated at the time.

CORRESPONDENCE upon subjects of general or special interest, prompt intelligence of local matters of interest to the profession, items of news, etc., are respectfully solicited. Marked copies of other publications sent us should bear the notice "marked copy" on wrapper.

MARYLAND MEDICAL JOURNAL,  
 209 Park Ave., Baltimore, Md.

WASHINGTON OFFICE:  
 913 F Street, N. W.

---

BALTIMORE, FEBRUARY 20, 1897.

---

WHEN one chooses the medical profession either as a means of livelihood, or for the purpose of scientific study, *The Physician in Literature.* he practically abjures all other pursuits and leaves behind him the hope of distinction in other callings. Modern medicine is so comprehensive and requires such an extensive knowledge, not only of the administration of drugs or the application of apparatus, but of various cognate sciences, such as chemistry, bacteriology, embryology, hygiene, etc., that one mind is too feeble to fully grasp the whole domain and one life too short to encompass it.

Medical men, therefore, usually limit their work to certain definite lines, either as specialists in some practical branch, or as experts in some less practical but equally important field of research. It occasionally happens, however, that some of our professional brethren, from one cause or another, are able to climb to greater heights than their less fortunate or less cultivated fellows and from these higher regions obtain a clear view of realms hidden from the sight of those who

toil on a lower plane. One of the most notable of this small group was the late genial Autocrat of the Breakfast Table, Dr. Oliver Wendell Holmes, physician, poet, philosopher, distinguished in every field to which he devoted his attention, yet had not a fortunate train of events given him leisure to pursue literature as a pastime, it is possible that we would never have had the rich legacy which he has left us.

Dr. John Brown of Edinburgh, whose charming yet pathetic story of Rab and His Friends has been read by thousands, perhaps by millions, on both sides of the Atlantic, is another who has risen above the general mass and was a physician and something more. At the present time, one of the most conspicuous instances of the ability of a physician to reach the highest pinnacle of professional eminence and at the same time to gather laurels in general literature is Dr. S. Weir Mitchell of Philadelphia, who is the author of several works of fiction. His latest production is now appearing as a serial in the *Century* magazine, beginning with the number for November, 1896. It is entitled "Hugh Wynne, Free Quaker," and treats of incidents coincident with the Revolutionary War and is of great interest not only as a pleasing story, but as a faithful picture of life in Philadelphia at that period.

There has recently come into our possession a volume of poems by Dr. Richard Henry Thomas, lately a specialist in diseases of the throat and nose in Baltimore City, but now an invalid striving to regain his strength in Italy. Dr. Thomas is not only well-known as a practitioner of his specialty, but as an earnest and eloquent minister of the Gospel of the Society of Friends. Three years ago he went abroad on a missionary visit, more especially to the Scandinavian countries, and as the result of overwork has been compelled to give up all active effort and to battle for his life. During his absence he published in London the little volume of poems already alluded to.

As might be supposed, the great majority of these are of a religious character and many of them have a tinge of sadness and suffering which is probably but a reflex of his own mental and physical distress. Whilst Dr. Thomas may perhaps never be enrolled in the ranks of the great poets, there is nevertheless much merit in his verses.

THERE are probably few diseases of children in which the physician is as likely to miss his diagnosis as in this. Pleurisy in the adult has an imposing array of physical signs and symptoms by which its presence may be determined. In the young child these are either absent, obscure or actually misleading.

*Pleurisy Under  
Five Years.*

In the first place no disease of the respiratory organs in the thorax may be suspected. The pain, which is sometimes insignificant, may be referred by the little sufferer to the head, leading, with other cerebral symptoms as screaming convulsions, etc., to a diagnosis of brain fever. The cough may be either too slight to attract notice, or so paroxysmal as to suggest whooping cough. Vomiting, colic or purging may be so severe as to draw attention away from the chest entirely. In subacute forms of pleurisy the respiration may be nearly normal. (The expiratory grunt or moan and working of the alae nasi are here worthy of attention as pointing to chest disease.) Fever may be so slight as to lead the observer to think he has a trifling ailment to deal with.

If attention is attracted to the chest the examination of its contents may give results so like those given by pneumonia that the best observers may falter in differential diagnosis. Distrusting ordinary physical signs he may have to base his diagnosis of pleurisy, on the severe pain, which points to pleurisy, on the absence of preëxisting or attendant bronchitis, which is always found in the variety of pneumonia most frequent in very young children (pure lobar or croupous pneumonia without bronchitis being then rare); on the displacement of the apex-beat of the heart, which does not occur in pneumonia; on the failure of such patches of percussion dulness and bronchial breathing as are present to change with the progress of weeks, as they would do in acute pneumonia; and finally, on the abstraction of fluid by a common hypodermic syringe, with large-bore needle, such as is furnished by instrument makers, when introduced at one or several of these points of dulness, under antiseptics, to the depth of not more than one inch.

So deceptive is the disease that the physician (as in a case quoted by Dr. Clemesha in an excellent article on this subject in the *Buffalo Medical and Surgical Journal* for December, 1896), may actually treat the

wrong side of the chest, thinking that the over-active respiration of the healthy side indicates disease, rather than the somewhat muffled respiration of the side in which the unsuspected pleurisy is situated.

In view of these facts it is well for the reader to be again put on his guard against the elusive pleurisy of children (of say five years and under) which may run its course with abundant exudation to death wholly unsuspected. It may be that a mental retrospect of past years will suggest cases which have always puzzled him but which might answer to this key.

The chest ought to be carefully and repeatedly examined for pleurisy in obstinate cases of supposed pneumonic consolidation which does not change its signs to moist rales after weeks of duration; in obscure wasting diseases; in every case of obscure brain or bowel disease; in all febrile diseases of early childhood where the temperature fails to fall after a reasonable time or, having fallen, shoots up again without known cause.

Crepitant rales, vesicular and bronchial breathing, tympanitic percussion, normal chest girth and tolerably natural thoracic movements are all compatible with pleuritic effusion in young children.

\*\*\*

THE New York Legislature is now considering a bill to compel the makers of all proprietary and secret remedies to file an analysis of their products with the State Board of Health so that the Board may be able to distinguish between harmless and dangerous compounds.

It is not the intention to make these analyses public, but they are kept on record simply for the protection of the people and to be used in case of prosecution. This does not go as far as the German laws, which compel the analysis to be put on the outside of the bottle or box.

Such a law would kill the sale of patent medicines in this country and while it would be much better for the people to know what they are giving out good money for, still the proposed New York law is a compromise which ought to accomplish much good.

As long as the secrecy is maintained in the composition of these preparations so long will they prove attractive to the people, but with contents known their charm is lost.



### Medical Items.

We are indebted to the Health Department of Baltimore for the following statement of cases and deaths reported for the week ending February 13, 1897.

Diseases.	Cases Reported	Deaths.
Smallpox.....		
Pneumonia.....		27
Phthisis Pulmonalis.....		27
Measles.....		
Whooping Cough.....	2	
Pseudo-membranous Croup and Diphtheria. }	22	5
Mumps.....	7	
Scarlet fever.....	23	
Varioloid.....		
Varicella.....	1	
Typhoid fever.....	3	1

Some physicians of Baltimore have started an organization to fight dispensary abuse.

Bay View will have a trained female nurse in charge of the female insane and male nurses in the male department.

Dr. Wilfred M. McLeod of Poolsville, Montgomery County, Maryland, died last week, aged sixty years. He was graduated from Georgetown University Medical College in 1876.

Dr. Norval W. Littell died at his home in Baltimore last week, aged sixty-two. Dr. Littell was born in New Market, Virginia, and studied first at the University of Virginia but later went to Philadelphia, where he was graduated from the Jefferson Medical College in 1863.

Next Wednesday, February 24, will be College Day at the Woman's Medical College. The buildings will be open during the day and addresses will be made at night. Dr. John Ruhrah is the new lecturer on bacteriology. Dr. John R. Winslow has resigned on account of ill health.

Health Commissioner McShane is enforcing the laws by stopping the sale of milk from farms where cows are diseased. During 1896 the department inspector examined nearly 1200 cows, and notices were sent to proprietors of 172 stables to put the latter in condition in conformity with the law. The law regarding sweat shops has also been in

force some time, and notices to provide a certain amount of space for each worker in the shops have been served.

The Hospital for Crippled and Deformed Children having outgrown its present quarters at 6 West 20th Street, in Baltimore, will shortly move to its new building, 2000 North Charles Street, which has been purchased by the trustees. The Hospital has been established but fifteen months. The building contains two wards, twelve beds, a dispensary, two nurses' rooms, an operating room, a kitchen and a laundry. The needy poor are treated free. The institution is supported by voluntary contributions and finished its first year without debt. In 1896, 209 cases were treated at the hospital, 98 of which were cured and 89 were improved and are still under treatment. Ten were transferred to other institutions and 4 died. Besides a board of officers and lady managers it has the following staff: Surgeon in charge, Dr. R. Tunstall Taylor; Assistant Surgeon, Dr. N. E. B. Iglehart; Consulting Surgeons, Dr. L. McLane Tiffany, Dr. J. M. T. Finney; Consulting Physicians, Dr. William Osler, Dr. I. E. Atkinson, Dr. William F. Lockwood.

The report of the Johns Hopkins Hospital for 1896 shows that there were remaining in the hospital on February 1, 1896, 103 male and 112 female patients. During the year, 1761 males and 1626 females were admitted. There were discharged 1746 males and 1116 females as well, 3362 remaining in the institution on February 1, 1897. Of these, 2849 were white and 513 colored. In the medical department 1283 were admitted, against 1098 of last year, and in the surgical department 1207, against 1243 of last year. In the gynecological 871, as compared with 814. Number admitted to obstetrical department, 26. The number of days of hospital treatment have been 88,690, as compared with 86,289 in 1895, making the daily average 243. The largest number in one day was 295, and the smallest 190. The total number of visits to the dispensary were 62,718. Of these, 16,069 were for medical treatment, 11,104 general surgical, 7115 neurological, 4583 genito-urinary, 2983 children's diseases, 4167 gynecological, 594 obstetrical, 12 venereal, 5068 for treatment of diseases of the throat, 5174 skin, 4065 eye, 1252 ear, and 531 were admitted to the hospital.



### Book Reviews.

**ESSENTIALS OF PHYSICAL DIAGNOSIS OF THE THORAX.** By Arthur M. Corwin, A. M., M. D., Demonstrator of Physical Diagnosis in Rush Medical College, etc. Second Edition, Revised and Enlarged. Philadelphia: W. B. Saunders, 925 Walnut Street. 1896. Price, \$1.25, net.

This is a sort of a syllabus made by the author for the use of his classes and afterwards expanded for general use. It is somewhat lexicon-like in its brevity, but answers the purpose for which it was written. The first edition is largely original and shows the author's manner of teaching, but in the second he has made use of larger works on the same subject. The book has evidently been needed from the rapid sale.

**A PRACTICAL TREATISE ON MEDICAL DIAGNOSIS.** For the Use of Students and Practitioners. By John H. Musser, M. D., Assistant Professor of Clinical Medicine, University of Pennsylvania, Philadelphia. New (2d) Edition, thoroughly revised. In one octavo volume of 925 pages, with 177 engravings and 11 full-page colored plates. Cloth, \$5.00; leather, \$6.00. Lea Brothers & Co., Publishers, Philadelphia and New York, 1896.

This comprehensive manual has been thoroughly revised, but in it there are no radical changes. It is a most painstaking work and while rather full for the undergraduate, it is certainly of great use to him, but especially is it helpful to the physician uncertain of his diagnosis. The plates and illustrations are abundant. There is no material increase in the size of this volume.

**A TEXT-BOOK FOR TRAINING SCHOOLS FOR NURSES;** including Physiology and Hygiene and the Principles and Practice of Nursing. By P. M. Wise, M. D., Medical Superintendent, St. Lawrence State Hospital; Editor of the State Hospital Bulletin, etc.; with an introduction by Dr. Edward Cowles, Physician-in-Chief and Superintendent of the McLean Hospital, Boston, Mass. In two volumes. Volume I and II. New York: G. P. Putnam's Sons. 1896.

In this work the author has endeavored to include all that the nurse could need in a graduated course of study. The subject is taken up systematically and no part is neglected. There is perhaps almost too much in these two volumes which might have with better advantage been condensed in one, but as side reading with the help of a teacher they cannot but be of material assistance.

### Current Editorial Comment.

#### THE MEDICAL LIAR.

*Archives of Pediatrics:*

PLAGIARISM is a personal sin, and he who thus sins does but little harm to his fellows. But quite different is the medical liar. He sins not only against himself, but against his fellows. It makes little difference whether he lies with the direct and deliberate intention of deceiving, or from criminal negligence in ascertaining the truth. In either case he is a public nuisance and an enemy to the profession.

#### DISCONTENT.

*Southern Medical Record.*

THERE is an undoubted tendency at present, and probably has always been, toward unfaith in the existing order of things in medicine. Disbelief in the efficacy of drugs with some amounts almost to complete infidelity. Dr. Holmes voiced this sentiment to the fullest when he made the remark that if all physic were thrown into the sea, it would be better for men and worse for the fishes.

#### PROFESSIONAL TACT.

*Medical Record.*

WHEN so much is said concerning the requisites for success in practice, one of the main means to the end—that of using tact with the patient—is too frequently left out of consideration. The possession of this in the highest degree is an evidence of genius, although the talent can be very successfully cultivated to the great benefit of both parties concerned. It is so important an element of success that it often takes precedence of sound learning, ripe judgment, and otherwise large attainments. The impression made upon the patient is the main thing, upon which must rest the ultimate chances of a good and paying practice. The doctor, to be a good business man, must practice his profession in a business-like way. He too often forgets that the patient is naturally a very selfish person, and that he takes no more interest in the physician than that which centers on the possibility of being relieved from pain and in being ultimately cured. The doctor is expected to meet him on that basis of understanding and nothing more and should not talk too much about himself and his own affairs.

## Publishers' Department.

## Society Meetings.

## BALTIMORE.

- BALTIMORE MEDICAL ASSOCIATION, 847 N. Eutaw St. Meets 2d and 4th Mondays of each month.
- BOOK AND JOURNAL CLUB OF THE FACULTY. Meets 2d and 4th Wednesdays, 8 P. M.
- CLINICAL SOCIETY, 847 N. Eutaw St. Meets 1st and 3d Fridays—October to June—8.30 P. M. S. K. MERRICK, M. D., President. H. O. REIK, M. D., Secretary.
- GYNECOLOGICAL AND OBSTETRICAL SOCIETY OF BALTIMORE, 847 N. Eutaw St. Meets 2d Tuesday of each month—October to May (inclusive)—8.30 P. M. WILMER BRINTON, M. D., President. W. W. RUSSELL, M. D., Secretary.
- MEDICAL AND SURGICAL SOCIETY OF BALTIMORE, 847 N. Eutaw St. Meets 2d and 4th Thursdays of each month—October to June—8.30 P. M. W. S. GARDNER, M. D., President. CHAS. F. BLAKE, M. D., Corresponding Secretary.
- MEDICAL JOURNAL CLUB. Every other Saturday, 8 P. M. 847 N. Eutaw St.
- THE JOHNS HOPKINS HOSPITAL HISTORICAL CLUB. Meets 2d Mondays of each month at 8 P. M.
- THE JOHNS HOPKINS HOSPITAL MEDICAL SOCIETY. Meets 1st and 3d Mondays, 8 P. M.
- THE JOHNS HOPKINS HOSPITAL JOURNAL CLUB. Meets 4th Monday, at 8.15 P. M.
- MEDICAL SOCIETY OF WOMAN'S MEDICAL COLLEGE. SUE RADCLIFF, M. D., President. LOUISE ERICH, M. D., Corresponding Secretary. Meets 1st Tuesday in the Month.
- UNIVERSITY OF MARYLAND MEDICAL SOCIETY. Meets 3d Tuesday in each month, 8.30 P. M. HIRAM WOODS, JR., M. D., President, dent. E. E. GIBBONS, M. D., Secretary.

## WASHINGTON.

- CLINICO-PATHOLOGICAL SOCIETY. Meets at members' houses, 1st and 3d Tuesdays in each month. HENRY B. DEALE, M. D., President. R. M. ELLYSON, M. D., Corresponding Secretary. R. H. HOLDEN, M. D., Recording Secretary.
- MEDICAL AND SURGICAL SOCIETY OF THE DISTRICT OF COLUMBIA. Meets 2d Monday each month at members' offices. FRANCIS B. BISHOP, M. D., President. LLEWELLYN ELIOT, M. D., Secretary and Treasurer.
- MEDICAL ASSOCIATION OF THE DISTRICT OF COLUMBIA. Meets Georgetown University Law Building 1st Tuesday in April and October. W. P. CARR, M. D., President. J. R. WELLINGTON, M. D., Secretary.
- MEDICAL SOCIETY OF THE DISTRICT OF COLUMBIA. Meets Wednesday, 8 P. M. Georgetown University Law Building. S. C. BUSEY, M. D., President. S. S. ADAMS, M. D., Recording Secretary.
- WOMAN'S CLINIC. Meets at 1833 14th Street, N. W., bi-monthly. 1st Saturday Evenings. Mrs. M. H. ANDERSON, 1st Vice-President. Mrs. MARY F. CASE, Secretary.
- WASHINGTON MEDICAL AND SURGICAL SOCIETY. Meets 1st Monday in each month. N. P. BARNES, M. D., President. W. F. BRADEN, M. D., Secretary.
- WASHINGTON OBSTETRICAL AND GYNECOLOGICAL SOCIETY. Meets 1st and 3d Fridays of each month at members' offices. GEORGE BYRD HARRISON, M. D., President. W. S. BOWEN, M. D., Corresponding Secretary.

## PROGRESS IN MEDICAL SCIENCE.

MODIFICATION OF COW'S MILK FOR ARTIFICIALLY FED INFANTS. — In order to prevent the firm clotting to which cow's milk is prone, some alkaline solution may be added, or some prefer to use a small quantity of a mucilaginous or other thickening substance, such as barley water, a solution of gelatin, or one of the prepared foods, which act mechanically in obviating the formation of firm clots. Mellin's Food may be used; in this the starch has been converted into dextrin and maltose. — From "Food in Health and Disease," I. Burney Yeo, M. D., F. R. C. P.

THE RESINOL CHEMICAL CO. Gentlemen: —The sample of Resinol sent me cured a chronic case of scrotal eczema, which has resisted all previous treatment for years. I am now prescribing it with unvarying good results in various cutaneous affections, and am satisfied that in the Ungt. Resinol we have the best local application for a wide range of annoying skin diseases that has ever been offered the profession. — Very respectfully, C. G. SLAGLE, M. D., Professor of Pediatrics, College of Physicians and Surgeons, Medical Department Hamlin University, Minneapolis, Minn., October 31, 1896.

AN AGREEABLE HYPNOTIC. — In many nervous affections attended with insomnia the physicians' efforts to secure beneficial sleep are frustrated by the abhorrence exhibited by the patients towards the majority of hypnotics. It is, therefore, extremely important in these cases to select a drug which will be palatable and which if necessary can be administered without the knowledge of the patient. In reviewing the list of hypnotics in common use we find that but few of them are possessed of this quality. In view of its freedom from taste and odor, Sulfonal has been found particularly useful in cases where the patient manifested a repugnance toward hypnotics. It can be readily administered in warm milk or other fluids, and never excites gastric or intestinal disturbance. The sleep produced is free from narcosis, being deep and refreshing, and if the drug had been properly administered in abundance of warm fluid there are practically no after-effects. Sulfonal is so safe a remedy that it has been extensively used in pediatric practice with advantage because of its palatability.



# DIURETIN=KNOLL.

## A TRUE DIURETIC.

**DIURETIN** is a pure diuretic, and acts by stimulation of the renal cells and renal parenchyma, increasing the flow of urine even in those cases in which the heart muscle no longer responds to the usual cardiac remedies.

**DIURETIN** is indicated in all cases of dropsy arising from cardiac or renal affections. It possesses *no toxic properties*, and can be administered in large doses for a long period without fear of consequences, or acquirement of a habit.

It is frequently very active even where digitalis, strophanthus, etc., have failed.

The most excellent results are obtained in *cardiac hydrops*, but in *chronic nephritis* also the action of **DIURETIN** is in most cases superior to that of all other diuretics.

**DIURETIN-KNOLL** is a white powder clearly and readily soluble in distilled water, forming a permanent solution.

The best mode of dispensing it is in a mixture or in capsules, in doses of from 10 to 15 grains.

*Sample and Literature free, on application to*

**McKESSON & ROBBINS, New York.**

DR. HEMINGWAY has the experience and knowledge to enable him to speak with authority upon any subject connected with diseases of women. He would not say that a thing was good unless he had tested it thoroughly in his clinic and knew that it was good—he has too much reputation to do otherwise. If

## TYREE'S POWDER

produced good results in his clinic where incurables are treated, is there any reason why it will not produce good results in all other cases? Surely not. The results following its use are certain. There is no guess work about it—it is not an experiment, but a positive, well-tried and well-proven cure

## FOR LEUCORRHEA

in its various forms. Teaspoonful to a pint of water always gives relief. ½ lb. by mail, 75c.

Borate of Sodium, Alumina, Carbolic Acid, Glycerine, and the crystallized principles of Thyme, Eucalyptus, Gaultheria and Mentha. J. S. TYREE, Chemist, Washington, D. C.

BLACKWELL'S ISLAND HOSPITAL, N. Y.

Dear Sir:—This is the first testimonial I have ever given in regard to the worth of any medical preparation. I have used your Pulv. Antiseptic Comp. with gratifying results in several cases of Pruritus Vulvæ, and in Leucorrhœa. I believe it to be an excellent preparation and purely antiseptic.

DR. S. HEMINGWAY, Gynecologist, Alms-House and Work-House.

## ELIXIR SIX BROMIDES



This Elixir is prepared from Chemically Pure Salts. FORMULA: Each fluid drachm contains: Bromide Potassium 5 grains, Bromide Sodium 5 grains, Bromide Ammonium 3 grains, Bromide Calcium 1 ½ grains, Bromide Lithium ½ grain, Bromide Iron ½ grain, with CAY. IND. and AXON.

**MEDICAL PROPERTIES.**—The preparation is entitled to rank as one of the most valuable therapeutical agents in *equating non-inflammation treatment of the Higher Centers of the Cord, of the Peripheral Afferent Nerves, of the General Function and of the Cerebrum.* It is particularly valuable in *Dyspepsia*, nearly always effecting a permanent cure where the cause is idiopathic, and the patient follows up the treatment closely. In many forms of *Dyspepsia, Indigestion, and Dysenteric Complaints*, the most happy results follow its use. The ELIXIR SIX BROMIDES cannot be overrated in relieving *Nervous Headache, Sleeplessness, Neurasthenia, General Nervous Irritation,* and the various *Functional Disorders.* As a direct means of *diminishing the frequency of Seminal Emissions* it is of great service. We claim that the ELIXIR SIX BROMIDES is much *LESS DEPRESSANT* to the CIRCULATION than if a lesser number of the Bromides were administered; also the Iron it contains gives it the great advantage of not being *FOLLOWED*—even if its use is *LONG CONTINUED*—by the *SEVERE Aneurisms* that so often follow the use of the Bromides given alone. Physicians when prescribing will please write: Bromid Elix. Six.—One bottle, (WALKER-G.) Druggists will write directions on his own label. Attention is also called to our ELIXIR SIX IODIDES, ELIXIR SIX HYPOPHOSPHITES, ELIXIR SIX APERTENS, which are unequalled for clinical efficiency and palatability.

A liberal discount will be allowed Physicians who desire to prove their clinical efficiency. Wholesale price per dozen: Iodides, \$8.00; Hypophosphites, \$8.00; Bromides, \$8.00; Apertens, \$5.00.

SEND FOR DESCRIPTIVE CIRCULAR.

These Elixirs are kept in stock by Wholesale Druggists generally throughout the United States.

**The Walker-Green Pharmaceutical Co.**

(INCORPORATED)  
Head Office, 180 W. Begent St., Glasgow, Scotland.  
WESTERN DEPOT, U. S. A.,

**17 W. Fifth St., Kansas City, Mo.**



## PROGRESS IN MEDICAL SCIENCE.

FOR a state of chronic torpidity of the liver I prescribed Peacock's Chionia with the assurance that it will do good.—J. N. TABLER, M. D., Roysé City, Tex.

SYRACUSE, N. Y., Dec. 11, 1896.

JOHN CARLE & SONS, New York City.

Sirs:—During the middle of November I had an attack of pneumonia with very great difficulty in digesting my food; on trial of the various foods, of which I had an abundance of samples, I found none so palatable and easily digested as IMPERIAL GRANUM.

Truly yours,

\_\_\_\_\_, M. D.

DR. G. B. MURRAY of Greenwich, N. Y., writes to the Norwich Pharmacal Company: "Gentlemen: I have been using Unguentine for some time and I must say that I am more than pleased with its effects. I have used it as a dressing after amputation of fingers, lacerated and contused wounds and two or three cases of burns and in all cases with the happiest results. I have a dressing bag, so-called, in which I intend to have everything for dressing any kind of wound or injury, and I now carry only the Unguentine, being satisfied that with that ointment I have something that is superior as a dressing for all kinds of wounds and injuries to anything I have ever used." A free sample of Unguentine and literature will be sent to any reader who will mention the MARYLAND MEDICAL JOURNAL. Address Norwich Pharmacal Co., Norwich, N. Y.

THE WALKER-GREEN PHARMACAL CO.: I believe I cannot close the record of the dying year in any more fitting a manner than by writing my opinion of your quartet of Six Elixirs. They are certainly palatable, safe and efficient. As a large number of my patients are consumptives, who in addition to the use of the physiological remedies, rest, diet, exercise, air and bathing, need a good general reconstructive agent, I have been induced to use your Elixir Six Hypophosphites, in lieu of the various syrups and emulsions of hypophosphites that are in the market, because your Elixir agrees better with the digestive organs and seems to increase the general nutrition more rapidly. I have made it a

rule of principle not to give testimonials except I have proven the preparation to be of undoubted value.—Yours truly, JOHN A. ROBINSON, M. D., Professor General Medicine, Post-Graduate Medical School, Adjunct Professor to Practice of Medicine, Rush Medical College; Attending Physician for Throat Diseases and General Medicine Presbyterian Hospital, Etc., December 30, 1893.

DIRECTIONS for administering Mulford's Diphtheria Antitoxin, to be preserved for reference by those unfamiliar with the use of antitoxin. Furnished for physicians' convenience and mailed on receipt of request. The concentrated serums, potent and extra potent, give more prompt and efficient results, and are recommended. Dosage: For infants the average dose is 500 units (bottle No. 1); larger children and adults employ not less than 1000 units (bottle No. 2). In severe types and in nasal or laryngeal cases (membranous croup) or those not treated early, inject 2000 units (bottle No. 3). All injections should be repeated in from 6 to 12 hours if no improvement is noted. Mulford's Antitoxin is innocuous (being preserved with trikresol), and there need be no fear from over-dosage. For immunizing, 250 to 500 units ( $\frac{1}{2}$  to 1 bottle of No. 1) should be employed according to severity of disease and health of patient exposed. Site of injection: Wherever the skin is loose, between the scapulae, or in the side of the abdomen. The site of injection should be thoroughly scrubbed and cleansed with an antiseptic solution. Sterilize syringe thoroughly, placing instrument in warm water and bringing gradually to boiling-point and boil for ten minutes.

---

**THROUGH SLEEPING CARS TO TOLEDO.**

COMMENCING February 21, the B. & O. R.R., in connection with the B. & O. S. W. and the C. H. V. & T., will establish a daily line of Pullman Sleeping Cars between Baltimore, Washington, Columbus and Toledo, via Parkersburg and Athens. The west-bound train will leave New York 5.00 P. M., Philadelphia 7.40 P. M., Chester 8.00 P. M., Wilmington 8.19 P. M., Baltimore 10.15 P. M., Washington 11.25 P. M., and arrive Columbus 2.55 and Toledo 6.26 the next afternoon. This is the best service ever offered between Washington, Central Ohio and Michigan, and will doubtless prove to be popular with the public.

In over 40,000, cases of Diptheria where **Mulford's Anti-toxin** was employed there was a mortality of less than 5 per cent. **Mulford's Antitoxic Serum** has withstood all tests, and it now ranks as the foremost serum for strength and reliability.


*Most Recent Brochure on Diphtheria Treatment Free.*  
**H. K. MULFORD CO., Philadelphia.**

On every bottle is a label that clearly states when the Antitoxic serum was prepared, together with its strength. It is accepted by the profession that the name of the H. K. Mulford Co. stands for absolute reliability.

*Most Recent Brochure on Diphtheria treatment free.*  
**H. K. MULFORD CO., Philadelphia.**

**THE CHLORIDE OF SILVER CELL DRY BATTERIES.**

**STAND UNEQUALLED AND ALONE IN THEIR FIELD.**



**THE ONLY REAL PORTABLE CONSTANT BATTERY. ALWAYS READY.**

Send 4c. in stamps (actual cost of mailing) for our new Illustrated Catalogue, 7th Edition.

**THE CHLORIDE OF SILVER DRY CELL BATTERY CO., BALTIMORE, MD.**



Regular School of Medicine.  
Co-educational.

**HARVEY MEDICAL COLLEGE,**

167-169-171 S. Clark St., Chicago.

Lectures 7 to 10 every week day evening.  
Clinics all day. Four years' graded course.  
Diplomas recognized by the Illinois State  
Board of Health. Tuition \$80; if paid in  
advance, \$65. For information, address

FRANCES DICKINSON, M. D.,  
Secretary.

**University of Pennsylvania  
DEPARTMENT OF MEDICINE.**

The 132nd ANNUAL SESSION will begin Friday  
October 1, 1897, at 12 M., and will end at Commencement  
the second Thursday in June.

The Curriculum is graded, and attendance upon  
four Annual Sessions is required. College graduates  
in Arts or Science, who have pursued certain Biologi-  
cal studies, are admitted to advanced standing.

Practical Instruction, including laboratory work  
in Chemistry, Histology, Osteology, and Pathology,  
with Bedside Instruction in Medicine, Surgery,  
Gynecology, and Obstetrics, is a part of the regular  
course, and without additional expense.

For catalogue and announcement, containing  
particulars, apply to

DR. JOHN MARSHALL, DEAN,  
3671 St. 2771 Woodland Avenue, Philadelphia.

Established 1780.

**Walter Baker & Co., Ltd.**

DORCHESTER, MASS.,

The Oldest and Largest Manufacturers  
.. of ..



**PURE, HIGH GRADE  
COCOAS  
AND  
CHOCOLATES**

on this Continent.

No Chemicals are used in their  
manufactures.

Baron von Liebig says Cocoa Preparations of  
*good quality* agree with dry temperaments and con-  
valescents; **with mothers who nurse their  
children**; with those whose occupations oblige  
them to undergo severe mental strains; with public  
speakers, and with all those who give to work a  
portion of the time needed for sleep.

Buyers should ask for and be sure that they get the  
genuine

**Walter Baker & Co.'s**

goods, made at

DORCHESTER, MASS.

**BELLEVUE HOSPITAL MEDICAL COLLEGE**

CITY OF NEW YORK. SESSIONS 1897-98.

The REGULAR SESSION begins on Monday, September 27, 1897, and continues for twenty-six weeks  
Attendance on four regular courses of lectures is required for graduation. Students who have attended  
one full regular course of lectures at another accredited Medical College are admitted as second-year  
students without examination. Students are admitted to advanced standing for the second, third or  
fourth years, either on approved credentials from other accredited Medical Colleges or after examination  
on the subjects embraced in the curriculum of this College.

Graduates of other accredited Medical Colleges are admitted as fourth-year students, but must pass  
examinations in normal and pathological histology and pathological anatomy.

The SPRING SESSION consists of daily recitations, clinical lectures and practical exercises. This session  
begins March 28, 1898, and continues for twelve weeks.

The annual circular for 1897-8, giving full details of the curriculum for the four years, requirements  
for graduation and other information, will be published in June, 1897. Address AUSTIN FLINT, Secretary  
Bellevue Hospital Medical College, foot of East 26th Street, New York City.

**HENRY B. EGGERS,** Professional  
Masseur.

1626 Harford Ave., NEAR NORTH AVE.

Graduate of the University of Leipzig,  
Germany; Lecturer on Massage at the  
University of Vienna, Austria, and  
Hamburg City Hospital, Germany.

Scientific Massage Treatment,  
Swedish Movement.

15 Years' Hospital Experience. Lady Attendants.


References by Permission:—T. E. Shearer, M. D.  
John N. Mackenzie, M. D., M. B.  
Billingslea, M. D., Chas. G. Hill,  
M. D., Delano Ames, M. D., Theo-  
dore Cook, Sr., M. D., George J.  
Preston, M. D., W. T. Howard,  
M. D., James E. Dwinelle, M. D.

Patients Boarded  
and Treated  
at My Institute.



Registered at Directory for Nurses,  
- - - Medical and Chirurgical Faculty of Md.

Attention—  
**Physi-  
cians!**



We make a specialty  
of Phaetons for physi-  
cians, and our prices  
are a revelation.

BALL-BEARING Axles, with Rubber  
or Pneumatic Tires, when desired.

Our Art Catalogue explains. Send for it.  
"You have saved me \$45, and my phaeton is just  
perfect," writes a well known physician.

The Columbus PHAETON Co., Columbus, O.



# WHEELER'S TISSUE PHOSPHATES.

*Wheeler's Compound Elixir of Phosphates and Calisaya.* A Nerve Food and Nutritive Tonic for the treatment of Consumption, Bronchitis, Scrofula and all forms of Nervous Debility. This elegant preparation combines in an agreeable Aromatic Cordial, in the form of a Glycerite acceptable to the most irritable conditions of the stomach: Bone Calcium Phosphate  $Ca_2PO_4$ , Sodium Phosphate  $Na_2HPO_4$ , Ferrous Phosphate  $Fe_2PO_4$ , Trihydrogen Phosphate  $H_3PO_4$ , and the active principles of Calisaya and Wild Cherry.

The special indication of this combination of Phosphates in Spinal Affections, Caries, Necrosis, Ununited Fractures, Marasmus, Poorly Developed Children, Retarded Dentition, Alcohol, Opium and Tobacco Habit, Gestation and Lactation to promote Development, etc., and as a physiological restorative in Sexual Debility and all used-up conditions of the Nervous System should receive the careful attention of good therapeutists.

**Notable Properties:** As reliable in Dyspepsia as Quinine in Ague. Secures the largest percentage of Benefit in Consumption and all Wasting Diseases, "by determining the perfect digestion and assimilation of food." When using it, Cod Liver Oil may be taken without repugnance. It renders success possible in treating chronic diseases of Women and Children, who take it with pleasure for prolonged periods, a factor essential to maintain the good will of the patient. Being a Tissue Constructive, it is the best "general utility compound" for Tonic Restorative purposes we have, no mischievous effects resulting from exhibiting it in any possible morbid condition of the system. Phosphates being a natural food product, no substitute will do their work in the system.

**DOSE**—For an adult, one tablespoonful three times a day, after eating; from seven to twelve years of age, one dessertspoonful; from two to seven, one teaspoonful; for infants, from five to twenty drops, according to age.

Prepared at the Chemical Laboratory of T. B. WHEELER, M. D., Montreal, P. Q.

To prevent substitution, put up in pound bottles only and sold by all Druggists, at One Dollar.

☞ Read the pamphlet on this subject sent you.



## CAPSULES

10 MINIMS CAPACITY.		PER DOZ.
List No. 53A	12 in Box, . . . . .	\$2.25
" 53	24 " . . . . .	4.25
" 54	36 " . . . . .	6.25

"PERLOIDS," or Pearl-Shaped Capsules.  
5 Minims Capacity.

Cheaper and better than the imported Perles.

PER DOZ.	
List No. 421A	40 in vial, . . . . . \$4.75
421B	80 " . . . . . 9.00

A Trial Bottle or Dozen sent prepaid on receipt of list price.

**H. PLANTEN & SON,**  
Manufacturers of Filled and Empty Gelatine Capsules,  
ESTABLISHED 1836.) **NEW YORK.**

## THE RICHARD GUNDRY HOME CATONSVILLE, MD.

The Home is conducted by Mrs. Dr. Richard Gundry and Dr. R. F. Gundry. For further information, address DR. R. F. GUNDRY, Box 107 Catonsville, Md., or 1E, Centre St., Baltimore, Md.  
Consulting Physicians: Dr. Henry M. Hurd, Supt. Johns Hopkins Hospital; Professors Thomas Opie and Geo. J. Preston, Baltimore, Md.; Dr. C. G. W. Macgill, Catonsville; Professor G. H. Rohé, Maryland Hospital, Catonsville, Md. **References:** Dr. Wm. Osler, Physician in chief Johns Hopkins Hospital; Dr. John B. Chapin, Pennsylvania Hospital for Insane, Philadelphia, Pa.; Dr. W. W. Godding, Government Hospital, Washington, D. C.; Francis White, Esq., and Gilmer Meredith, Esq., Baltimore, Md.

## Western Pennsylvania Medical College. PITTSBURGH, PA.


MEDICAL DEPARTMENT OF THE WESTERN UNIVERSITY OF PENNSYLVANIA.

Sessions 1896-1897.

The REGULAR SESSION begins on third Tuesday of September, 1896, and continues six months. During this session, in addition to four Didactic Lectures, two or three hours are daily allotted to Clinical Instruction. Attendance upon four regular courses of Lectures is requisite for graduation. A four years' graded course is provided. The SPRING SESSION embraces recitations, clinical lectures and exercises, and didactic lectures on special subjects; this session begins the second Tuesday in April, 1897, and continues ten weeks.

The laboratories are open during the collegiate year for instruction in chemistry, microscopy, practical demonstrations in medical and surgical pathology, and lessons in normal histology. Special importance attaches to "the superior clinical advantages possessed by this College." For particulars, see annual announcement and catalogue, for which address the Secretary of the Faculty, PROF. T. M. T. MCKENNAN, 810 Penn Ave., Pittsburgh, Pa. Business correspondence should be addressed to PROF. W. J. ASDALE, 5523 Ellsworth Ave., Pittsburgh, Pa.

# DUKEHART'S Pure Extract of Malt and Hops.



**NON-ALCOHOLIC.**

This Malt is not a BEVERAGE, but a MEDICINE, a tablespoonful and a half being a dose; about 16 doses to the bottle. Is the best galactagogue known.

THE DUKEHART COMPANY,

BALTIMORE, MD., U. S. A.

## Practical Notes on Urinary Analysis



.....BY.....

**W.B. Canfield, M.D.**

The demand for Dr. Canfield's book has compelled the publication of a

**2d Edition, which is Now Ready.**

The author says in his Preface: "In this edition changes and additions have been made to bring the book up to modern requirements." The book is what its title indicates—*practical*. Its 100 pages are packed with information concerning the general character of the urine; its normal constituents, organic and inorganic; its abnormal constituents; sediment, organized and unorganized; the condition of the urine in simple fever, nephritis both acute and chronic, contracted and amyloid kidney, diabetes, uremia, typhoid fever, cystitis, etc.; with a full description of reagents and apparatus. The principal object of the author has been to exhibit all the various tests for discovering urinary constituents: these tests are described briefly, but distinctly, and illustrated where necessary. "Besides drawing largely from his own experience, the writer has unhesitatingly made use of the literature on the subject."

The book contains eighteen illustrations, and, so far as typographical work is concerned, is far ahead of the first edition. It is issued in embossed paper covers; also in cloth. The price in paper, 25 cents; in cloth, 50 cents. Postage prepaid.

**GEO. S. DAVIS, Medical Publisher,**  
Box 470. - - - DETROIT, MICH.



## It never irritates

if used with a clean needle

Dose: 5 to 20 minims.

## It never nauseates

when given by the mouth.

Dose: 5 to 30 minims.

50 Cents net per Bottle to Physicians.

SHARP & DOHME

BALTIMORE

CHICAGO

NEW YORK

Your Druggist has it or can get it for you.



# Yours for Health

The Salt River Valley  
of Arizona  
and the various  
health resorts in  
New Mexico

are unrivaled for the cure of chronic lung and throat diseases. Pure, dry air; an equable temperature; the right altitude; constant sunshine.

Descriptive pamphlets, issued by Passenger Department of Santa Fe Route, contain such complete information relative to these regions as invalids need.

The items of altitude, temperature, humidity, hot springs, sanatoriums, cost of living, medical attendance, social advantages, etc., are concisely treated.

Physicians are respectfully asked to place this literature in the hands of patients who seek a change of climate.

Address **G. T. NICHOLSON.**

CHICAGO.

G.P.A., A.T. & S.F.R.Y.

"AMERICA'S GREATEST RAILROAD."

# NEW YORK CENTRAL & HUDSON RIVER R. R.

## The Four-Track Trunk Line.

Trains leave Grand Central Station, Fourth Avenue and 42nd Street, New York, center of hotel, residence and theatre district, as follows:—

For Albany, Troy, Utica, Syracuse, Rochester, Buffalo, Niagara Falls and the West, week days: 8:30, 9:30, 10:30 A. M.; 1:00, 4:30, 6:00, 7:30, 9:15 P. M. 12:10 midnight; Sundays, 9:30 A. M., 1:00, 4:30, 6:00, 7:30, 9:15 P. M.

For Saranac Lake, Lake Placid and Montreal, via Adirondack Mountains; week days, 8:30 A. M., 6:00 P. M.: Sundays, 6:00 P. M.

For Montreal, via Saratoga, Lake George, Lake Champlain and via Burlington and Green Mountains; week days, 9:30 A. M., 6:25 P. M.: Sundays, 6:25 P. M.

For the Berkshire Hills—9:06 A. M., 3:35 P. M., daily, except Sunday.

# MEDICAL CONVENTIONS



## 1897.



Physicians and others attending the various Medical Conventions for 1897 should bear in mind that the B. & O. offers special inducements to conventions of this kind. The scenic attractions of this Route are unsurpassed in this country. All B. & O. trains between the East and West run via Washington, and sufficient time limit is given on tickets to allow stop-over at the National Capital.

For Rates and further Information, Address

**CHAS. O. SCULL, General Passenger Agent,**

Or **L. S. ALLEN, A. G. P. A., Chicago, Ill.**

**Baltimore, Md.**

## THE IMPROVED "YALE" SURGICAL CHAIR.

HIGHEST AWARD WORLD'S FAIR, OCT. 4TH, 1893.



Fig. V—Semi-Reclining.

- 1st. Raised by foot and lowered by automatic device.—Fig. I.
- 2nd. Raising and lowering without revolving the upper part of the chair.—Fig. VII.
- 3rd. Obtaining height of 39½ inches.—Fig. VII.
- 4th. As strong in the highest, as when in the lowest position.—Fig. VII.
- 5th. Raised, lowered, tilted or rotated without disturbing patient.
- 6th. Heavy steel springs to balance the chair.
- 7th. Arm Rests not dependent on the back for support.—Fig. VII—always ready for use; pushed back when using stirrups—Fig. XVII—may be placed at and away from side of chair, forming a side table for Sim's position.—Fig. XIII.
- 8th. Quickest and easiest operated and most substantial' secured in positions.
- 9th. The leg and foot rests folded out of the operator's way at any time.—Figs. XI, XV and XVII.
- 10th. Head Rest universal in adjustment, with a range of from 14 inches above seat to 12 inches above back of chair, furnishing a perfect support in Dorsal or Sim's position.—Figs. XIII and XV.
- 11th. Affording unlimited modifications of positions.
- 12th. Stability and firmness while being raised and rotated.
- 13th. Only successful Dorsal position *without moving patient*.
- 14th. Broad turntable upon which to rotate the chair, which cannot be bent or twisted.
- 15th. Stands upon its own merits and not upon the reputation of others.




Fig. XVII—Dorsal Position.

Pronounced the *ne plus ultra* by the Surgeon, Gynæcologist, Oculist and Aurist.

MANUFACTURED EXCLUSIVELY BY

**CANTON SURGICAL AND DENTAL CHAIR CO.,**

38 to 54 East Eighth and 50 to 52 South Walnut Streets, CANTON, OHIO.

## A Useful Nerve Stimulant and Tonic.

CELERINA is a powerful stimulant WITHOUT the depressing AFTER-EFFECTS of alcohol, caffeine, nitro-glycerine, etc. It is also a reliable Nerve Tonic. A pleasant exhilaration is experienced after a dose of one or more teaspoonfuls, and under its continued use a renewed capacity for mental and physical exertion results. It is indicated in all forms of exhaustion, mental inertia and senile weakness.

**DOSE: One or Two Teaspoonfuls Three Times a Day.**

A FULL-SIZED BOTTLE SENT FREE TO ANY PHYSICIAN WHO WILL PAY EXPRESS CHARGES.

**RIO CHEMICAL CO., - - - ST. LOUIS, MO.**



# UNIVERSITY OF MARYLAND

## SCHOOL OF MEDICINE

BERNARD CARTER, ESQ., PROVOST.

N. E. Cor. Lombard and Greene Streets, Baltimore, Md.

The Ninetieth Annual course of Lectures in this Institution will commence on October 1, 1896.

GEORGE W. MILTENBERGER, M. D., Emeritus Professor of Obstetrics and Honorary President of the Faculty.

SAMUEL C. CHEW, M. D., Professor of Principles and Practice of Medicine and Clinical Medicine.

WILLIAM T. HOWARD, M. D., Professor of Diseases of Women and Children, and Clinical Medicine.

JULIAN J. CHISOLM, M. D., Emeritus Professor of Eye and Ear Diseases.

FRANCIS T. MILES, M. D., Professor Physiology and Clinical Professor of Diseases of Nervous System.

L. McLANE TIFFANY, M. D., Professor of Surgery.

I. EDMONSDON ATKINSON, M. D., Professor of Therapeutics, Clinical Medicine and Dermatology.

DORSEY COALE, Ph. D., Professor of Chemistry and Toxicology.

RANDOLPH WINSLOW, M. D., Professor of Anatomy and Clinical Surgery.

L. E. NEALE, M. D., Professor of Obstetrics.

C. W. MITCHELL, M. D., Professor of Materia Medica and Clinical Medicine.

JOHN N. MACKENZIE, M. D., Clinical Professor of Diseases of the Throat and Nose.

J. HOLMES SMITH, M. D., Associate Professor of Anatomy and Demonstrator of Anatomy.

C. O. MILLER, M. D., Associate Professor of Histology and Pathology.

J. MASON HUNDLEY, M. D., Associate Professor of Diseases of Women and Children.

HIRAM WOODS, Jr., M. D., Clinical Professor of Eye and Ear Diseases.

JOSEPH T. SMITH, M. D., Lecturer on Hygiene, Medical Jurisprudence and Clinical Medicine.

FERD. J. S. GORGAS, M. D., D. D. S., Professor of Principles of Dental Surgery, and Dental Mechanism.

JAMES H. HARRIS, M. D., D. D. S., Professor of Operative and Clinical Dentistry.

For Circulars and any other further information apply to

R. DORSEY COALE, PH. D., Dean, 865 Park Avenue.

### DENTAL DEPARTMENT.

The success which has attended the organization of the Dental Department of the University of Maryland, as evinced by the large class in attendance on the lectures and demonstrations of the last session, is unprecedented in the history of any other dental institution. It is also an evidence of a just appreciation of the advantages which the dental department of an old and honorable university offers to the student in the acquirement of knowledge, theoretical and practical, so essential to the successful practice of dentistry. Every facility is afforded for thorough instruction in all the branches pertaining to dental science.

For further information, apply to

F. J. S. GORGAS, M. D., D. D. S.,

Dean of the Dental Department of the University of Maryland,  
845 N. Eutaw St., Baltimore, Md.

## UNIVERSITY HOSPITAL,

S. W. COR. LOMBARD AND GREENE STS., BALTIMORE, MD.

This Institution, most pleasantly located, the capacity and comforts of which have undergone great development to meet the increasing demands of patients, is fitted up with all modern conveniences for the successful treatment of Medical and Surgical Diseases.

Its Medical staff comprises the FACULTY OF THE UNIVERSITY, and the entire management of the Institution, being under the direct supervision of that body, the sick may rely upon enjoying the benefits of an Infirmary as well as the comforts and privacy of a home, while seeking treatment for medical diseases and undergoing surgical operations.

Especial attention is called to the Lying-in Department of the Hospital, and the thorough privacy given to confinements.

When persons are compelled to leave their country residences to seek professional medical assistance in Baltimore no Institution offers greater facilities than the University Hospital, which presents, amongst other great advantages, that of having three resident Physicians, appointed by the Medical Faculty, all of whom are usually, one is always, in the building to carry out the instructions of the Professors.

BOARD IN THE WARDS \$5 PER WEEK, BOARD IN PRIVATE ROOMS \$10 TO \$15 PER WEEK.

### MEDICAL STAFF OF THE HOSPITAL.

#### SURGEONS.

Prof. J. J. Chisolm, M. D., Prof. L. McLane Tiffany, M. D., Prof. Randolph Winslow, M. D.  
Prof. J. Holmes Smith, M. D., Prof. Hiram Woods, Jr., M. D.

#### PHYSICIANS.

Prof. S. C. Chew, M. D., J. S. Fulton, M. D., Prof. W. T. Howard, M. D.,  
Prof. I. E. Atkinson, M. D., Prof. F. T. Miles, M. D., Prof. C. W. Mitchell, M. D.

For further particulars, apply to the Medical Superintendent, ST. CLAIR SPRUILL, M. D.  
or R. DORSEY COALE, PH. D., Dean.

# PARKE, DAVIS & CO.'S

## Anti-diphtheritic Serum

[ANTITOXIN]

Our Serum is absolutely sterile, and is put up in hermetically sealed glass bulbs. It is strictly fresh when it leaves the Laboratory, as we keep only a small quantity in stock, for we believe it is better to keep the horses well immunized, and draw from them as occasion demands.

**Only young and carefully examined horses are used for producing the antitoxin. And we have never yet had reported a case of sudden death following the use of our Serum.**

Our Serum has been officially examined and approved by the following State Boards of Health: Michigan, Massachusetts, Pennsylvania, California, and by the Ontario Board of Health; also by other important Boards of Health in the United States and Canada.

#### FOUR GRADES OF STRENGTH:

- No. 0. A serum of 250 units, for immunizing. White label.
- No. 1. A serum of 500 units, for mild cases. Blue label.
- No. 2. A serum of 1000 units, for average cases. Yellow label.
- No. 3. A serum of 1500 units, for severe cases. Green label.

#### Special Note.

The serums we are now producing are from three to five times as strong as could be had a year ago, and we expect to still further increase their strength. For this reason we list the serums according to the number of units and not according to bulk. The quantity to be injected is now only from 1 to 5 c.c.

We also supply serums for tetanus, tuberculosis, and streptococcus diseases, as well as Coley's Mixture and the toxins of erysipelas and prodigiousus. We prepare different culture media, microscopic slides of disease germs, etc., a description of which will be furnished upon application.

**Correspondence respectfully solicited.**

**Literature mailed upon request.**



## Parke, Davis & Company,

#### BRANCHES:

NEW YORK: 90 Maiden Lane.  
 KANSAS CITY: 1008 Broadway.  
 BALTIMORE: 8 South Howard St.  
 NEW ORLEANS: Tchoupitoulas and Gravier Sts.

#### BRANCH LABORATORIES:

LONDON, Eng., and WALKERVILLE, Ont.

Manufacturing Chemists,

DETROIT, MICH.



STRICTLY PROFESSIONAL.

# HYDROLEINE

(HYDRATED OIL)

Is a purely scientific preparation of Cod Liver Oil for the treatment of Incipient Consumption, Scrofula, Rickets, Bronchitis, Whooping Cough, and all wasting diseases.

**Formula**—Each Dose Contains: *Pure Norwegian Cod Liver Oil, 80 m. (drops), Distilled Water, 35 m. (drops), Soluble Pancreatin, 5 grains, Soda, 1/8 grain, Salicylic Acid, 1/4 grain.*

**DOSE**.—Two teaspoonfuls alone or mixed with twice quantity of water, to be taken after each meal.

**HYDROLEINE** is a pancreatized Cod Liver Oil preparation of pure Norwegian Cod Liver Oil (from Lofoten), that is prepared as the direct result of a long series of physiological experiments, conducted by H. C. Bartlett, Ph. D., F. C. S., and G. Overend Drewry, M. D., M. C. R. S., and encouraged with many practical suggestions by Bence Jones and Baron Liebig.

**HYDROLEINE** is based on sound scientific principles; it is easily digested and assimilated, without producing eructations. Appetite is increased, and that, so far from possessing the unpleasant taste of Cod Liver Oil and its emulsions, HYDROLEINE is palatable as milk, and pleasant. The formula is well known and the preparation has received the endorsement of physicians throughout the United States. It is sought to introduce HYDROLEINE exclusively on its merits, and for that reason the profession is appealed to only through the columns of medical journals.

SOLD BY DRUGGISTS GENERALLY.

The Charles N. Crittenton Co. Sole agents for the United States, New York.

## WAMPOLE'S

PERFECTED AND TASTELESS  
PREPARATION OF **COD LIVER OIL.**

(OL. MORRH. COMP. WAMPOLE)

Contains a solution of the combined alkaloidal and other active medicinal principles, obtainable from one-fourth its volume of pure Cod Liver Oil, the oily or fatty portion being entirely eliminated. These principles are extracted from the oil while it is yet contained in the fresh Cod Livers, and combined with Extract of Malt, Fluid Extract Wild Cherry Bark, and Syrup of Hypophosphites Compound (containing Lime, Soda, Potassium, Iron, Manganese, Quinine and Strychnia).

**COPY OF ANALYSIS:**

Laboratory of ROBERT G. ECCLES, M. D., Brooklyn, N. Y., April 29th, 1896.  
Messrs. HENRY K. WAMPOLE & Co., 441 Green St., Philadelphia, Pa.

**GENTLEMEN:**—A careful chemical examination of fresh Cod Liver Oil as found in fresh Cod Livers which I obtained direct from the Cod Fish, reveals beyond question the presence of definite alkaloids and other active medicinal principles therein.

An equally careful examination of your Cod Liver Oil Extract, used in the manufacture of your preparation of Cod Liver Oil, demonstrated beyond a peradventure the presence of *these same alkaloids* and the other medicinal substances extracted by me directly from the oil I found in the Cod Livers.

Finally another equally careful analysis of your finished product, "Wampole's Perfected and Tasteless Preparation of Cod Liver Oil," shows in an unquestionable manner the presence therein of *these same alkaloids and medicinal substances* from Cod Liver Oil, together with various hypophosphites, quinine, strychnine, wild cherry, etc.

An examination in detail of your process of manufacture and of the special machinery and apparatus used by you in extracting the combined alkaloidal and other active medicinal principles of Cod Liver Oil convinced me of their efficiency for just such work, and showed the care and pains taken by you to get a pure and useful product.

Very truly yours,

ROBERT G. ECCLES.

The clinical results obtained by the use of Wampole's Preparations will prove its efficacy in diseases and conditions where cod liver oil is indicated, in addition to its valuable tonic and alterative effect, due to its other medicinal ingredients.

Circular matter and samples for trial promptly and cheerfully furnished upon application, free of charge. Prepared solely by

**HENRY K. WAMPOLE & CO.,**

Manufacturing Pharmacists, No. 441 GREEN ST., PHILADELPHIA, PA.