

四裝折

鐵唐集
王相印

凡造作難於裝修惟園屋異乎家宅曲折有條
端方非額如端方中須尋曲折到曲折處還定
端方相間得宜錯綜爲妙裝壁應爲排比安門
分出來繇假如全房數間內中隔開可矣定存
後步一架餘外添設何哉便徑他居復成別館
磚墻留夾可通不斷之房廊板壁常空隱出別
壺之天地亭臺影鏤樓閣虛隣絕處猶開低方
忽上樓梯僅乎室側臺級藉矣山阿門扇豈異

尋常窗櫺遵時各式揜宜合線嵌不窺絲落步
欄杆長廊猶勝半墻床榻是室皆然古以菱花
爲巧今之柳葉生竒加之明瓦斯堅外護風窗
覺密半樓半屋依替木不妨一色天花藏房藏
閣靠虛簷無礙半彎月牖借架高簷須知下卷
出幙若分別院連墻儼越深齋構合時宜式徵
清賞

屏門

室中如屏列而平者古者可一面用今遵爲兩

面用斯謂鼓兒門也

仰塵

仰塵卽古天花板也多于棋盤方空畫禽卉者
類俗一槩平仰爲佳或畫木紋或錦或糊紙惟
樓下不可少

床榻

古之床榻多于方眼而菱花者後人減爲柳條
榻俗呼不了窗也茲式從雅予將斯增減數式
內有花紋各異亦遵雅致故不脫柳條式或有


將欄杆豎爲床榻斯一不密亦無可玩如櫺空
僅濶寸許爲佳猶濶類欄杆風窗者去之故式
于後

風窗

風窗榻櫺之外護宜疎廣減文或橫半或兩截
推闕茲式如欄杆減者亦可用也在館爲書窗
在閨爲繡窗

長榻式

古之床榻櫺版分位定於四六者觀之不亮依



時製或櫺之七八版之二三之間諒榻之大小
約桌几之平高再高四五寸爲最也

短榻式


古之短榻如長榻分櫺版位者亦更不亮依時




製上下用束腰或版或櫺可也

尿榻柳條式


時遵柳條榻疎而且減依式變換隨便摘用




式二




式三




式四




式五




式六




式七




式八




式九




式十




柳條變人字式




式二




人字變六方式




式二



柳條變井字式




式二




式三




井字變禱花式




式二




式三




式四




式五




式六




式七



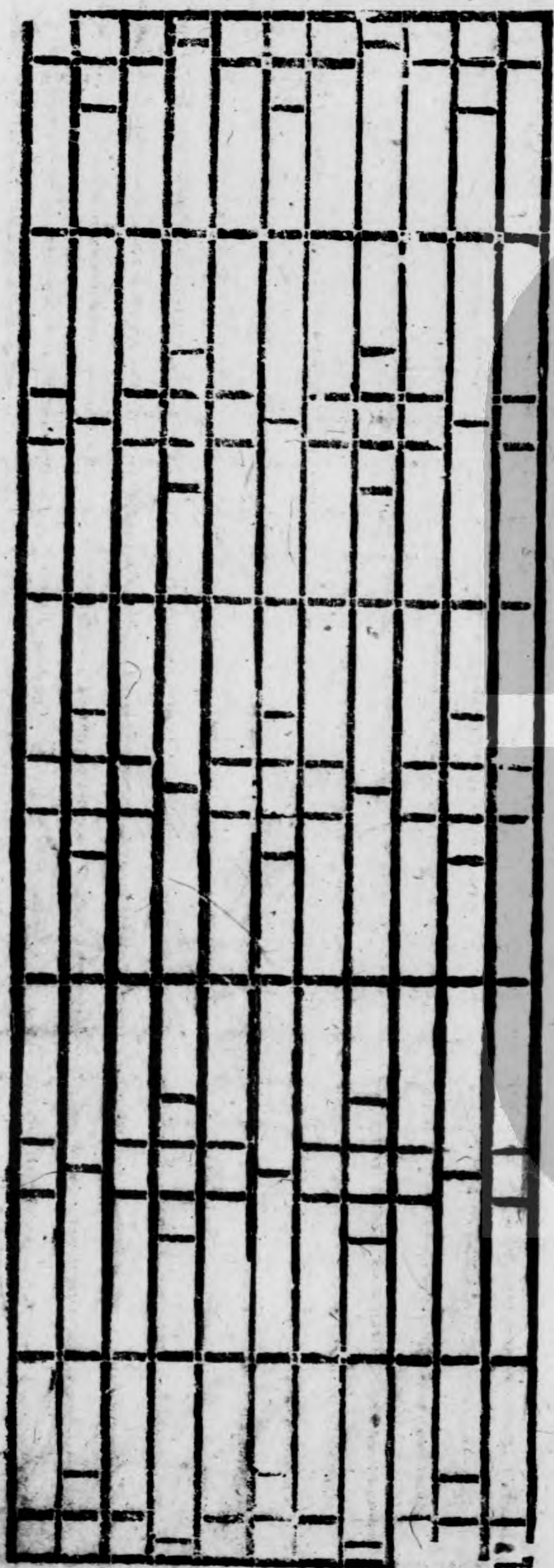
式八




式九




式十



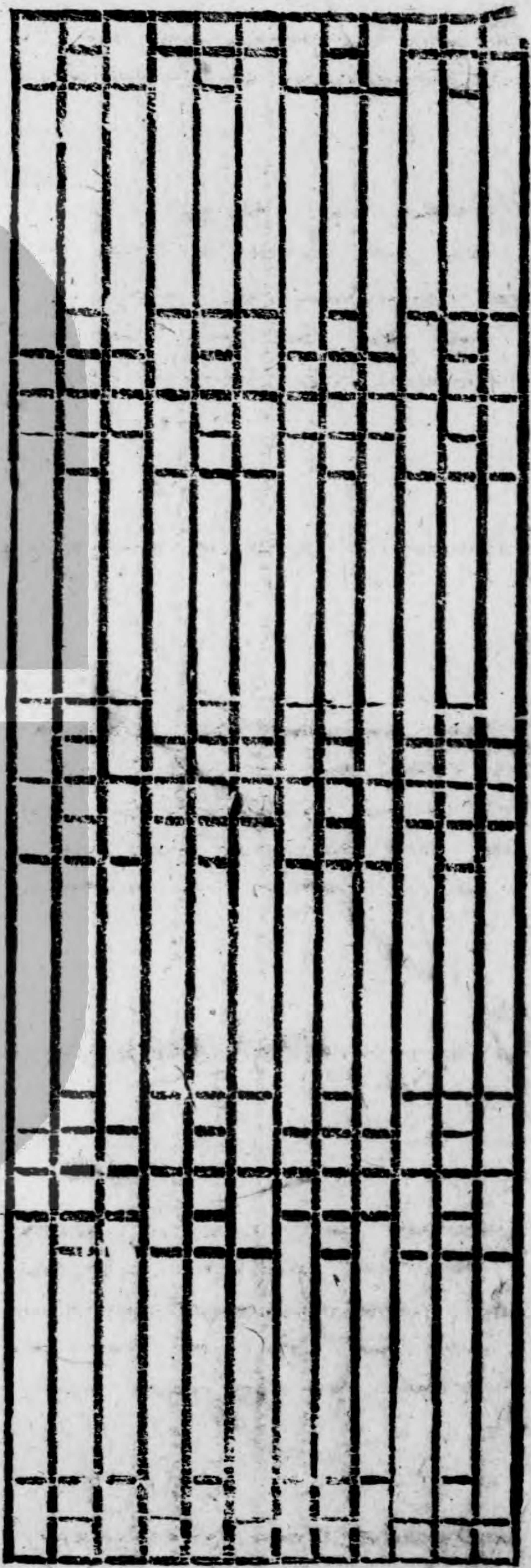
式十一




式十二




式十三




式十四




式十五




式十六




式十七




式十八




式十九




式二十







玉磚街式




式二




式三



式四







八方式




束腰式

如長榻欲齊短榻并裝亦宜上下用




風窗式

風窗宜疎或
空匡糊紙或
夾紗或繪少
筋幾櫺可也
檢欄杆式中
有疎而減文
豎用亦可




式二




冰裂式

冰裂惟風窗
之最宜者其
文致減雅信
畫如意可以
上疎下密之
紗



兩截式

風窗兩截者
不拘何式關
合如一為妙




三截式

將中扇挂合
上扇仍撐上
扇不礙空處
中速上宜用
銅合扇



梅花式

梅花風窗宜
分瓣做用梅
花轉心于中
以便開關



梅花開式

連做二瓣散

做三瓣將梅

花轉心釘一


瓣于連二之

尖或上一瓣


二瓣三瓣將

轉心向上扣

佳



六方式



圓鏡式

園治一卷終

