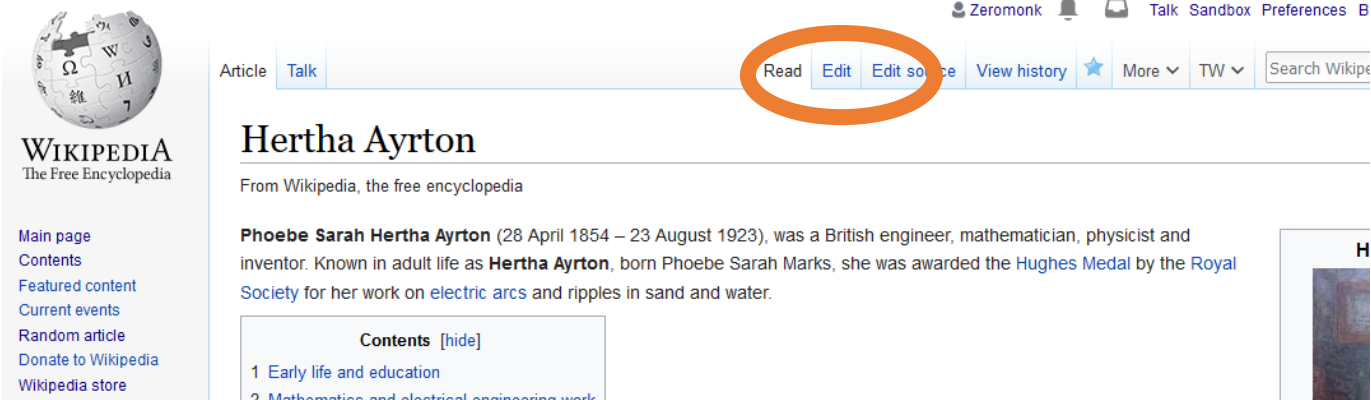


Editing for beginners

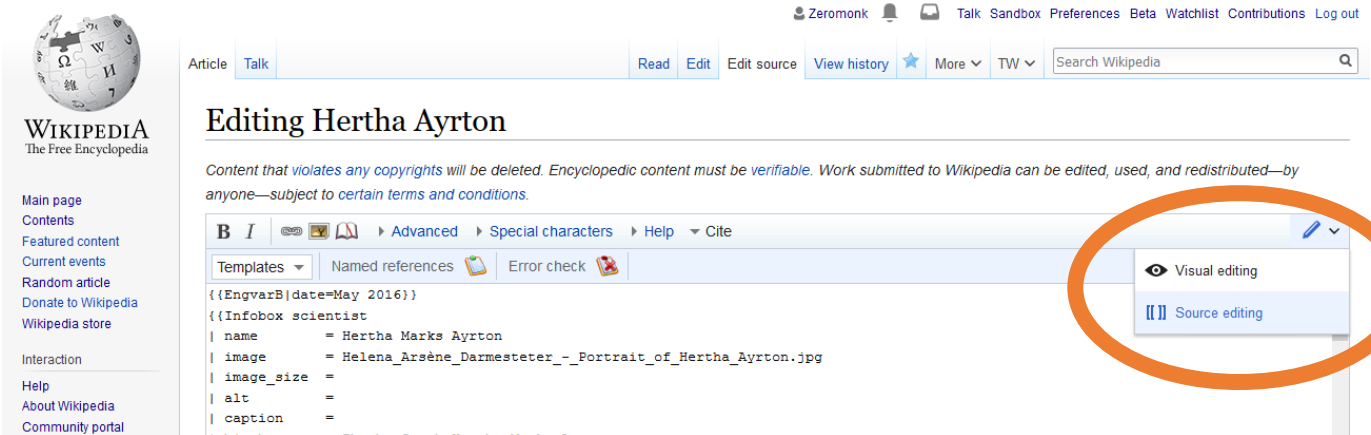
Wikipedia can be edited by anyone, anywhere! All you need to do is add a fact, and tell people where the source of your information was – then press publish!

Find a page to edit and click the Edit button



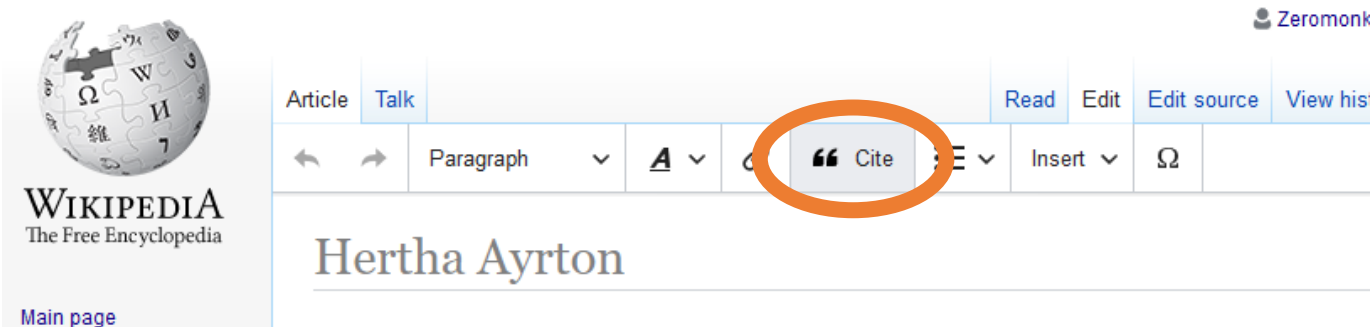
The screenshot shows the Wikipedia article for Hertha Ayrton. The top navigation bar includes the user name 'Zeromonk' and links for 'Talk', 'Sandbox', and 'Preferences'. Below this, the article title 'Hertha Ayrton' is displayed. The main content area contains a paragraph about her life and work. The 'Edit' button in the top navigation bar is circled in orange.

If you're in Source editor, switch to Visual editing



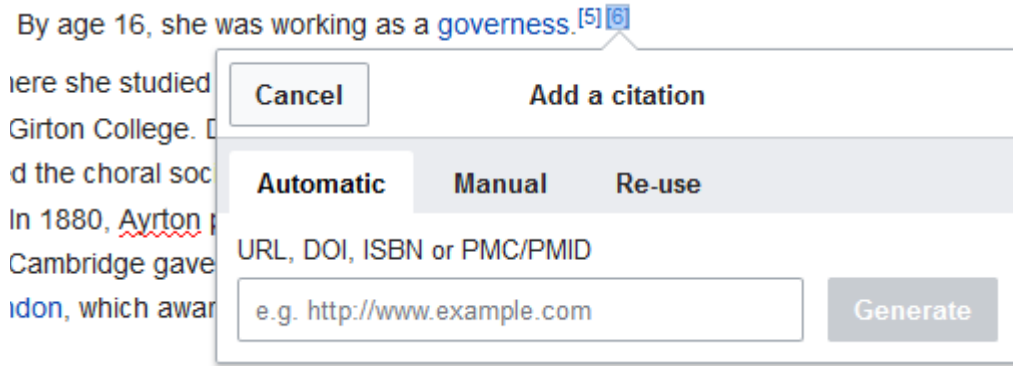
The screenshot shows the source editor for the Hertha Ayrton article. The top navigation bar includes the user name 'Zeromonk' and links for 'Talk', 'Sandbox', 'Preferences', 'Beta', 'Watchlist', 'Contributions', and 'Log out'. Below this, the article title 'Editing Hertha Ayrton' is displayed. The main content area contains a paragraph about her life and work. The 'Visual editing' button in the top navigation bar is circled in orange.

Click where you'd like to type and type in your information, then click Cite to add a source



The screenshot shows the source editor for the Hertha Ayrton article. The top navigation bar includes the user name 'Zeromonk' and links for 'Talk', 'Sandbox', 'Preferences', 'Beta', 'Watchlist', 'Contributions', and 'Log out'. Below this, the article title 'Hertha Ayrton' is displayed. The main content area contains a paragraph about her life and work. The 'Cite' button in the top navigation bar is circled in orange.

Automatically add a citation by pasting in a web address and pressing Generate

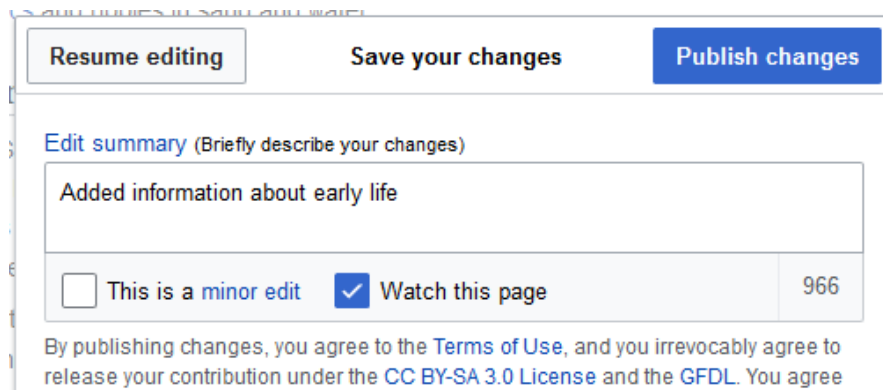


OR manually add a reference by clicking on the tab and filling in the blanks. You can also Re-use citations that are already in the article.



Then press the big blue Publish button at the top of the page

When the box appears, tell people what you added and press the blue Publish changes button.



It's as simple as that! You're now a Wikipedia Editor!