

Wikimedia Conference 2017

Results of the feedback survey



WIKIMEDIA
DEUTSCHLAND

Wikimedia Conference 2017 - Feedback Survey



Jason Krüger for Wikimedia Deutschland e.V., via [Wikimedia Commons](#), [CC BY-SA 4.0](#)

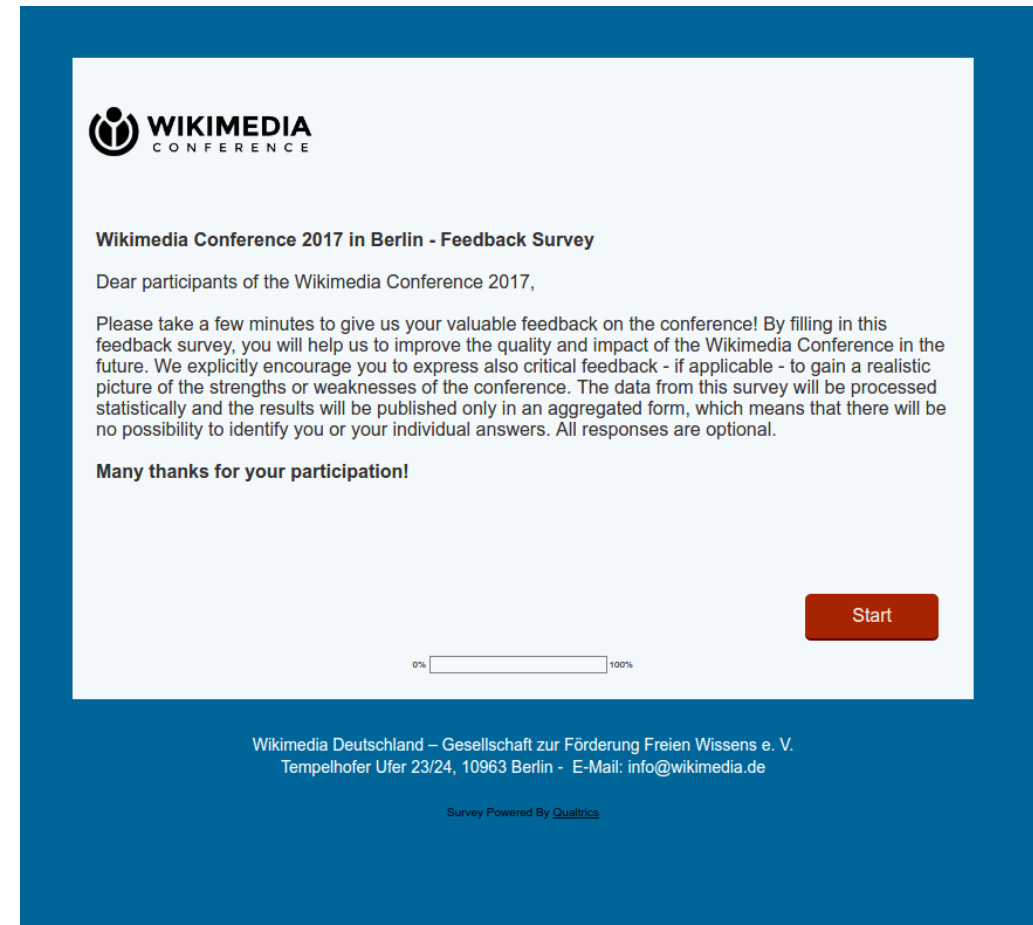
Data Collection

Methodology:

- Online feedback survey via Qualtrics
- Questionnaire available on Wikimedia Commons

Data collection:

- April 2nd – April 17th 2017 (after closing of the Wikimedia Conference 2017)
- Conference participants (registration): 333
- Participants invited to the survey via email: 338
- Two reminder emails
- Participation: n=228 → 68 % of conference participants
(2016 survey: 63% of participants)



The image shows a screenshot of an email invitation for a feedback survey. At the top left is the Wikimedia Conference logo. The main text reads: 'Wikimedia Conference 2017 in Berlin - Feedback Survey', 'Dear participants of the Wikimedia Conference 2017,', and a paragraph explaining the purpose of the survey. Below this is a 'Start' button and a progress bar showing 0% completion. At the bottom, it lists the contact information for Wikimedia Deutschland and mentions the survey is powered by Qualtrics.

WIKIMEDIA
CONFERENCE

Wikimedia Conference 2017 in Berlin - Feedback Survey

Dear participants of the Wikimedia Conference 2017,

Please take a few minutes to give us your valuable feedback on the conference! By filling in this feedback survey, you will help us to improve the quality and impact of the Wikimedia Conference in the future. We explicitly encourage you to express also critical feedback - if applicable - to gain a realistic picture of the strengths or weaknesses of the conference. The data from this survey will be processed statistically and the results will be published only in an aggregated form, which means that there will be no possibility to identify you or your individual answers. All responses are optional.

Many thanks for your participation!

0% 100%

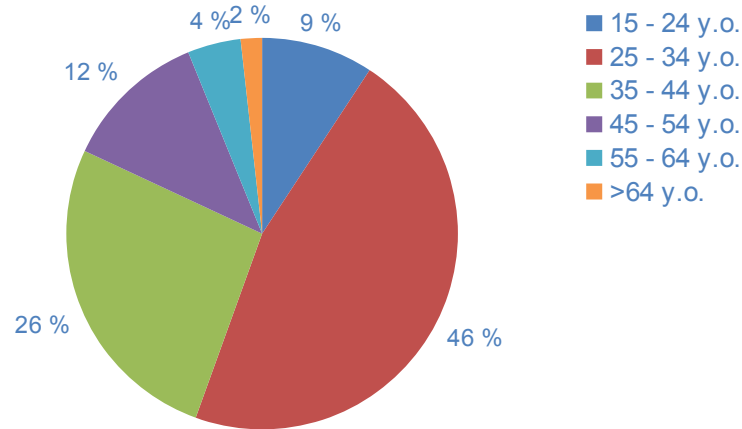
Start

Wikimedia Deutschland – Gesellschaft zur Förderung Freien Wissens e. V.
Tempelhofer Ufer 23/24, 10963 Berlin - E-Mail: info@wikimedia.de

Survey Powered By [Qualtrics](#)

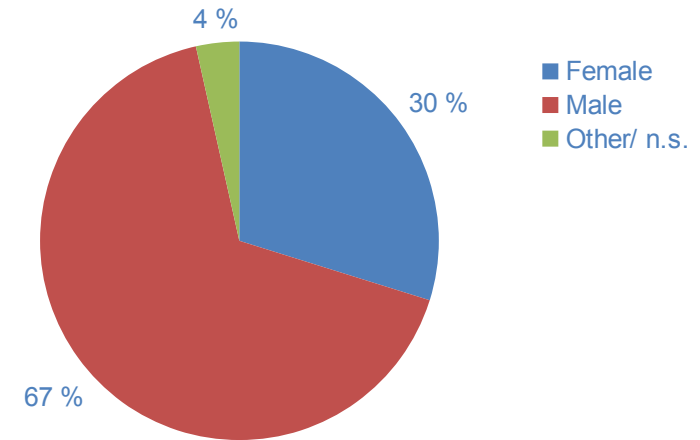
Background of respondents - 1

Age



Q1: What is your age? (n=228)

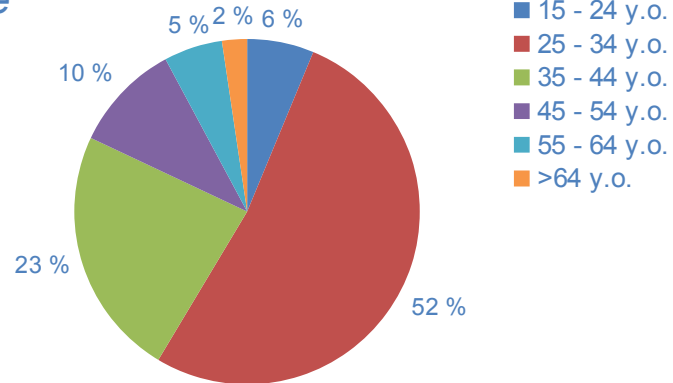
Gender



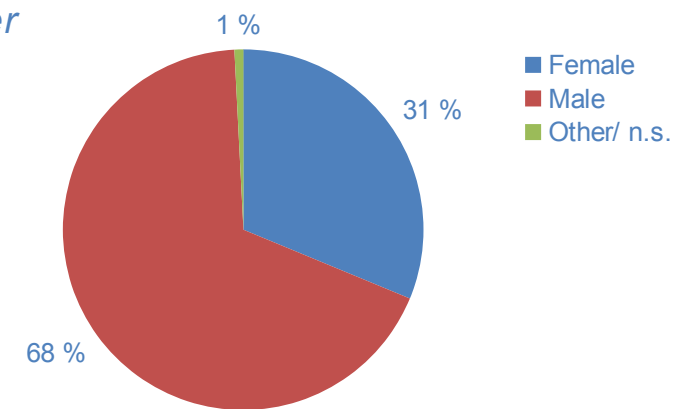
Q1.2: What is your gender? (n=228)

WMCON 2016:

Age

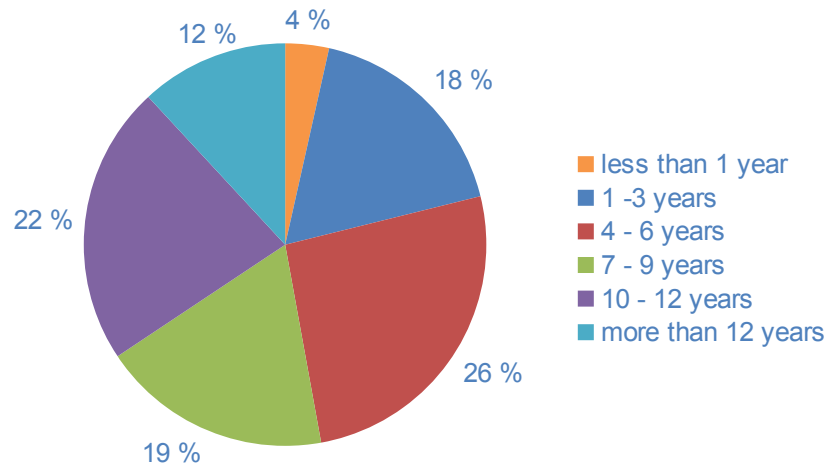


Gender

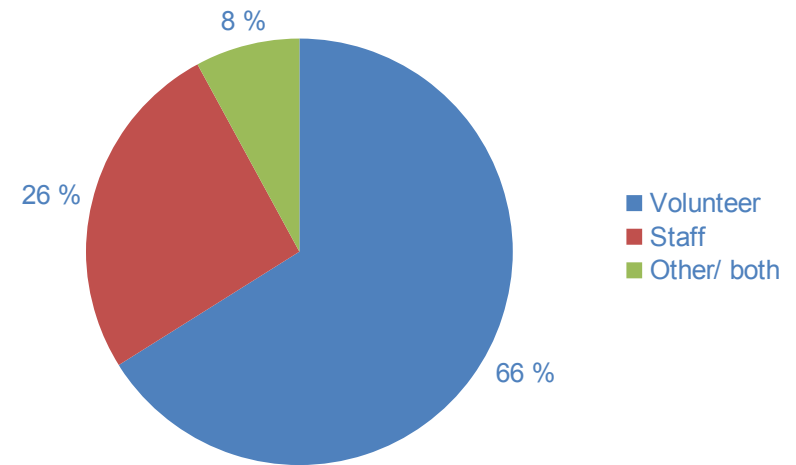


Background of respondents - 2

Years of Involvement



Occupation

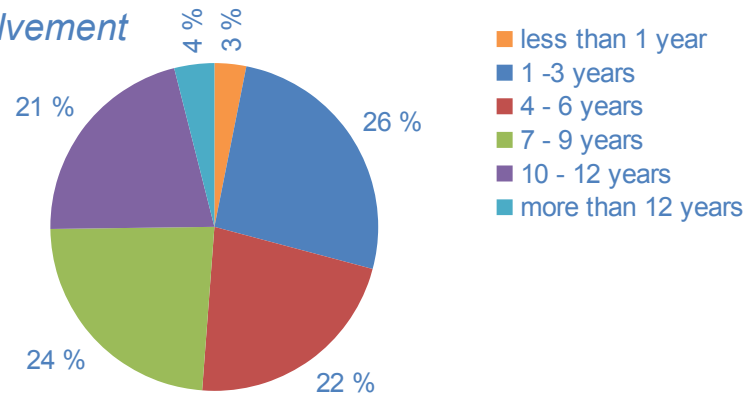


Q2: For how many years have you been involved in the Wikimedia movement? (n=227)

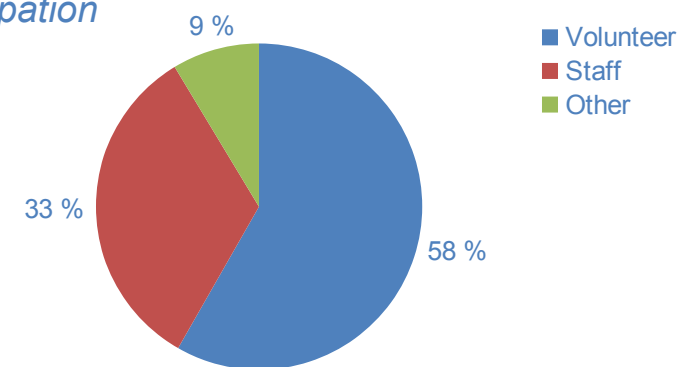
Q3: Are you ... [Volunteer – Staff – Other]? (n=227)

WMCON 2016:

Involvement

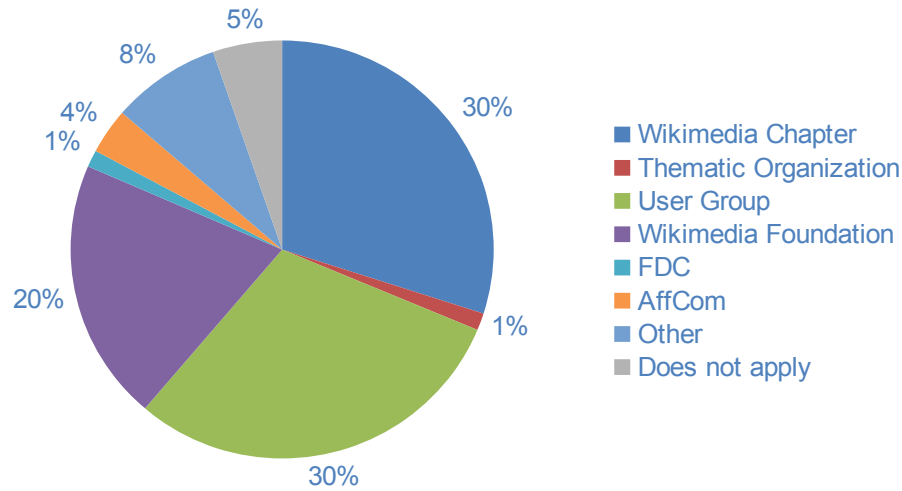


Occupation

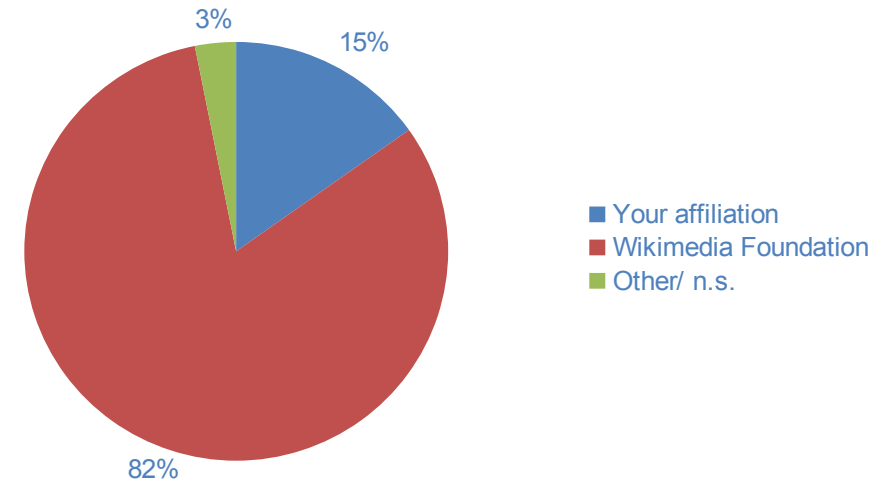


Background of respondents - 3

Main Affiliation



Travel Costs



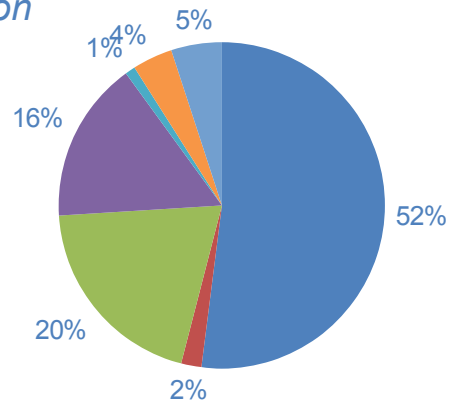
Q4: What is your main affiliation? (n=227)

Q7: Your travel and accommodation costs were covered by... ? (n=224)

WMCON 2016:

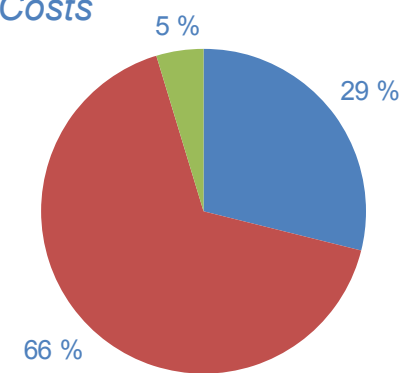
Main Affiliation

- Wikimedia Chapter
- Thematic Organization
- User Group
- Wikimedia Foundation
- FDC
- AffCom
- Other



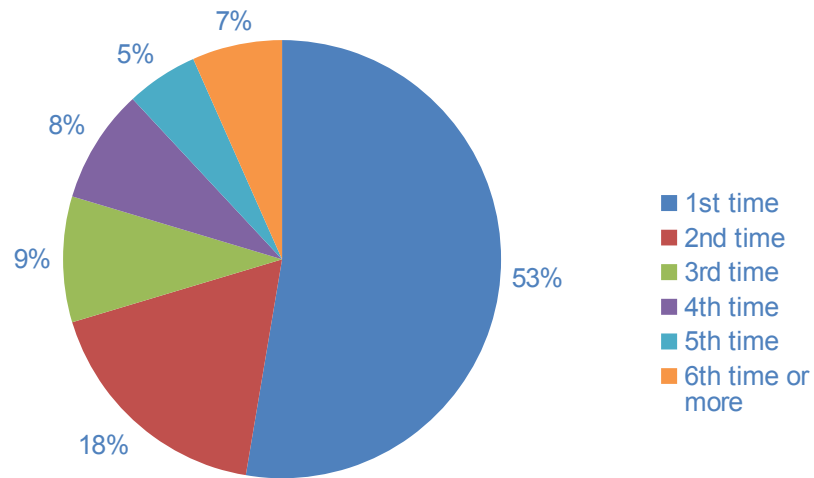
Travel Costs

- Affiliation
- Wikimedia Foundation



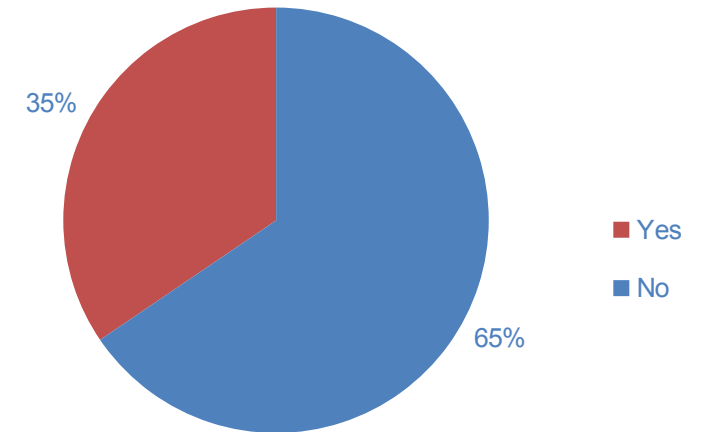
Background of respondents - 4

Number of Conference Attendances



Q6: How many times (incl. this year) have you attended Wikimedia Conference (formerly known as "Chapter's Meeting")? (n=224)

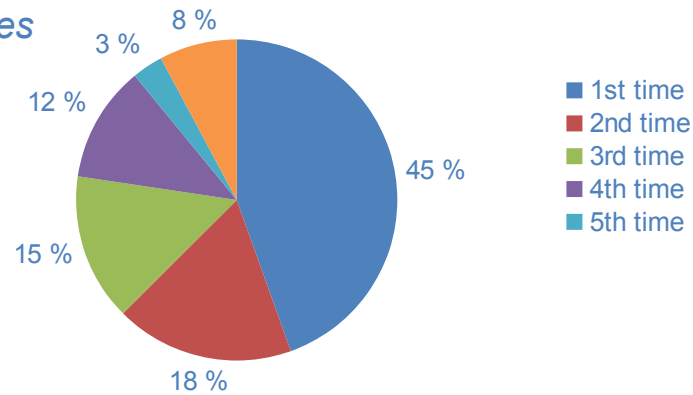
Conference Attendance 2016



Q5: Have you attended last year's Wikimedia Conference in Berlin? (n=226)

WMCON 2016:

Conference Attendances



Summary 1: Background of respondents

Background of participants:

- This year's participants showed a **similar distribution of age** as in previous years, but the share of participants which are already 12 or more years involved with the movement was higher (12% vs. 4% in 2016).
- The **proportion of first time participants** has **clearly risen** (2017: 53%, 2016: 45%, 2015: 32%). Only 35% of the 2017 participants have also attended the 2016 conference.
- The **proportion of female participants remained stable** (2017: 30%, 2016: 31%, 2015: 29%).
- Due to the adapted eligibility criteria and the still increasing number of Wikimedia User Groups, there was a **strong increase in representatives of User Groups** at the conference (2017: 30%, 2016: 20%, 2015: 12%). Additionally, due to the expanded audience for the movement strategy track, the participant field was **more diverse** (12% „other“ or „does not apply“).

Looking Back



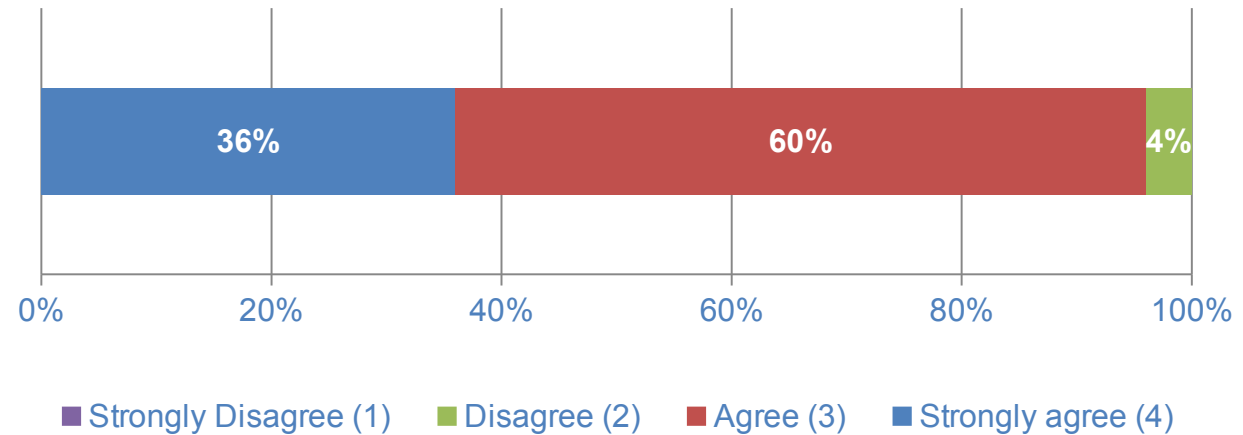
Jason Krüger for Wikimedia Deutschland e.V., [via Wikimedia Commons](#), CC BY-SA 4.0

Looking back - 1

Q8.1: If you **reflect on last year's Wikimedia Conference** and your activities in the time between WMCON16 and WMCON17: To what extent do you agree or disagree to the following statement? (n=77)

[Filter: This question was only displayed if participants attended last year's conference (Q5)]

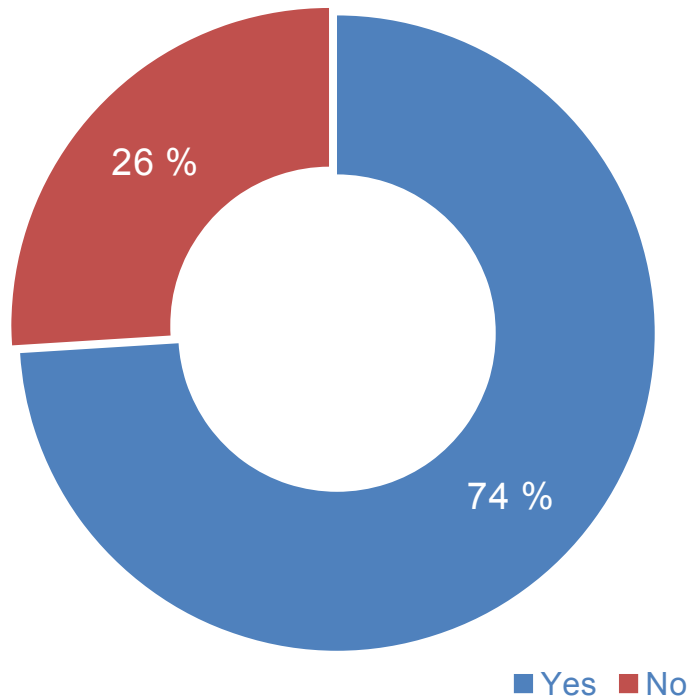
The 2016 conference **led to tangible outcomes** for me and my work in the Wikimedia movement.



96% of the respondents who attended both WMCON16 and WMCON17 experienced tangible outcomes of the 2016 conference for their Wikimedia work (2015 to 2016: 86%).

Looking back - 2

Q8.2 Did you pursue any concrete initiatives that you joined or started in the aftermath of last year's conference?
[Filter: This question was only displayed if participants attended last year's conference, too (Q5, n=76)]



Q8.3 Which initiative(s) did you pursue? (*Examples*)
[Filter: Only displayed if Q8.2 "Yes"]

- New/better cooperation/collaborations
- Contests
- Grants/Budgets/Reporting
- Regional Cooperation
- Improving own organization/community

Frequency

Summary 2 – Looking Back

Looking back at the 2016 conference:

- **Outcome-orientation** of the Wikimedia Conference seems to have further risen: **96% of the respondents who attended both WMCON16 and WMCON17 experienced tangible outcomes** of the 2016 conference for their Wikimedia work (36% “strongly agree”, 60% “agree”; 2015/16: 86%).
- **74% of these respondents stated also having pursued concrete initiatives** they had joined or started in the aftermath of the 2016 conference (2015: 66%).
- Most of the initiatives mentioned focused on **new or better collaborations** within the movement or with other partners, setting up **contests**, engaging with **WMF grants**, **regional collaborations** or **improving the own organization’s/group’s work**.

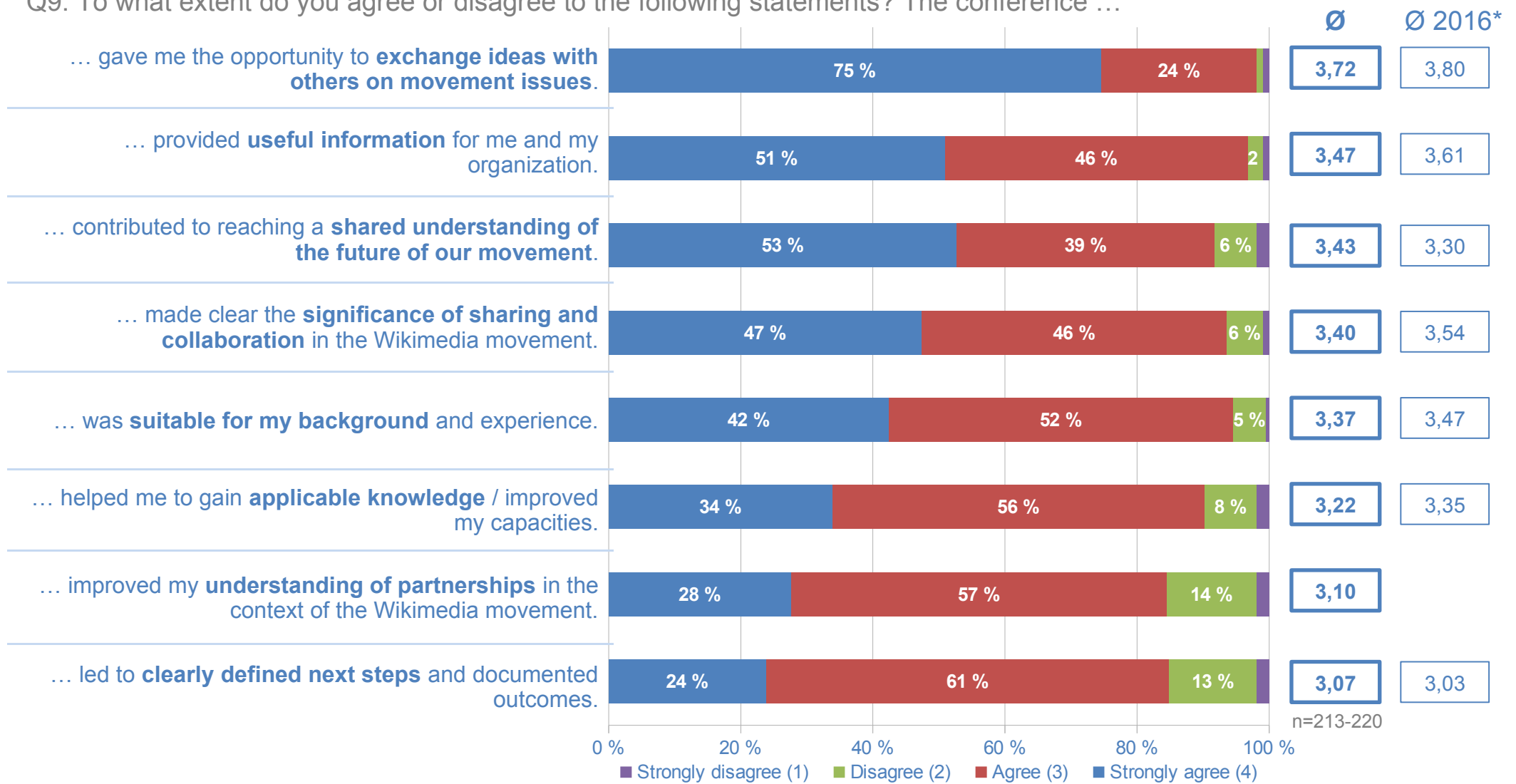
Content & Program



Jason Krüger for Wikimedia Deutschland e.V., [via Wikimedia Commons](#), CC BY-SA 4.0

Content

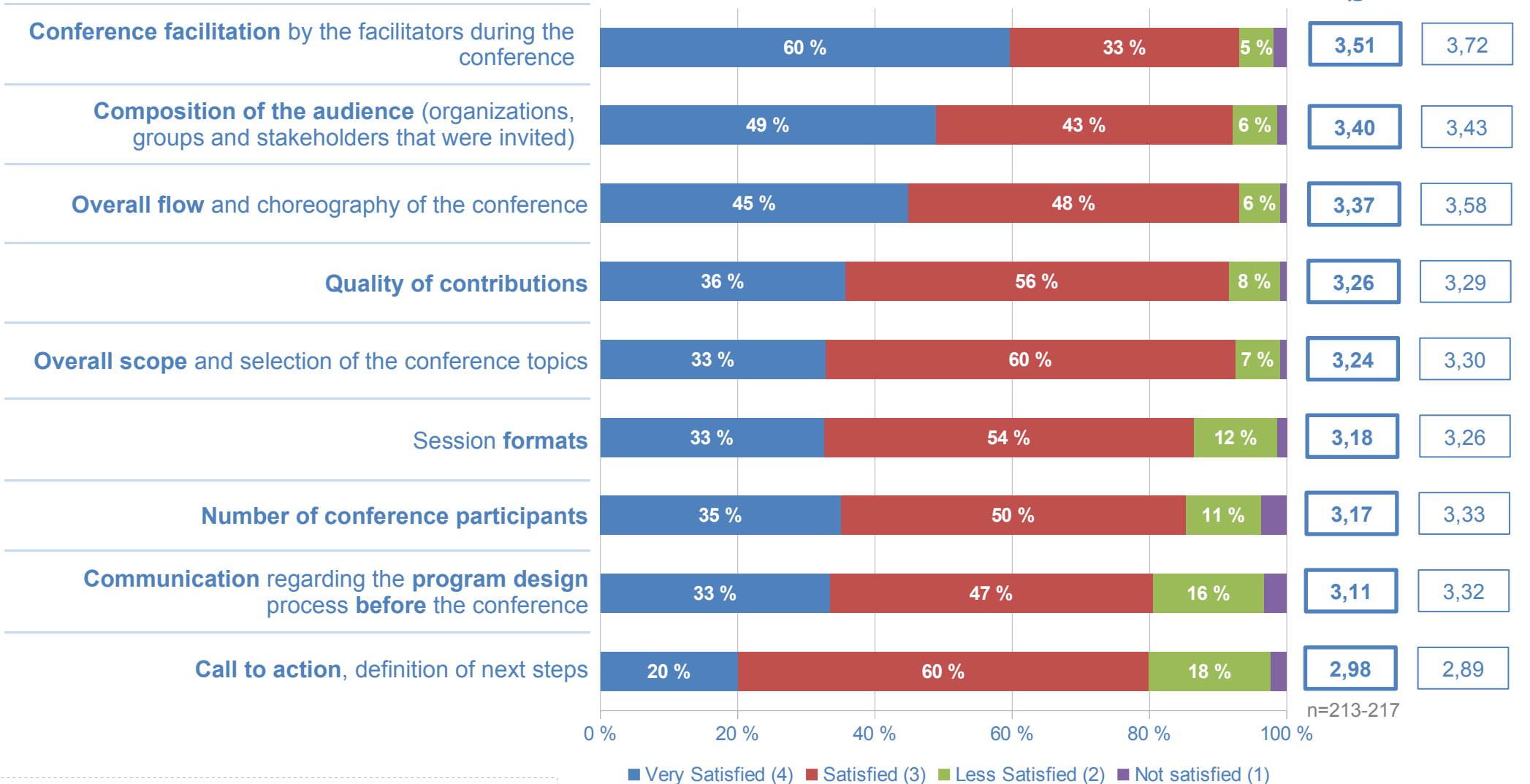
Q9: To what extent do you agree or disagree to the following statements? The conference ...



***Please note:** Due to the more heterogenous nature of the 2017 conference (three rather exclusive tracks), 2017 figures are less comparable to the figures from previous years.

Program

Q12: How satisfied were you with the following aspects of the conference?



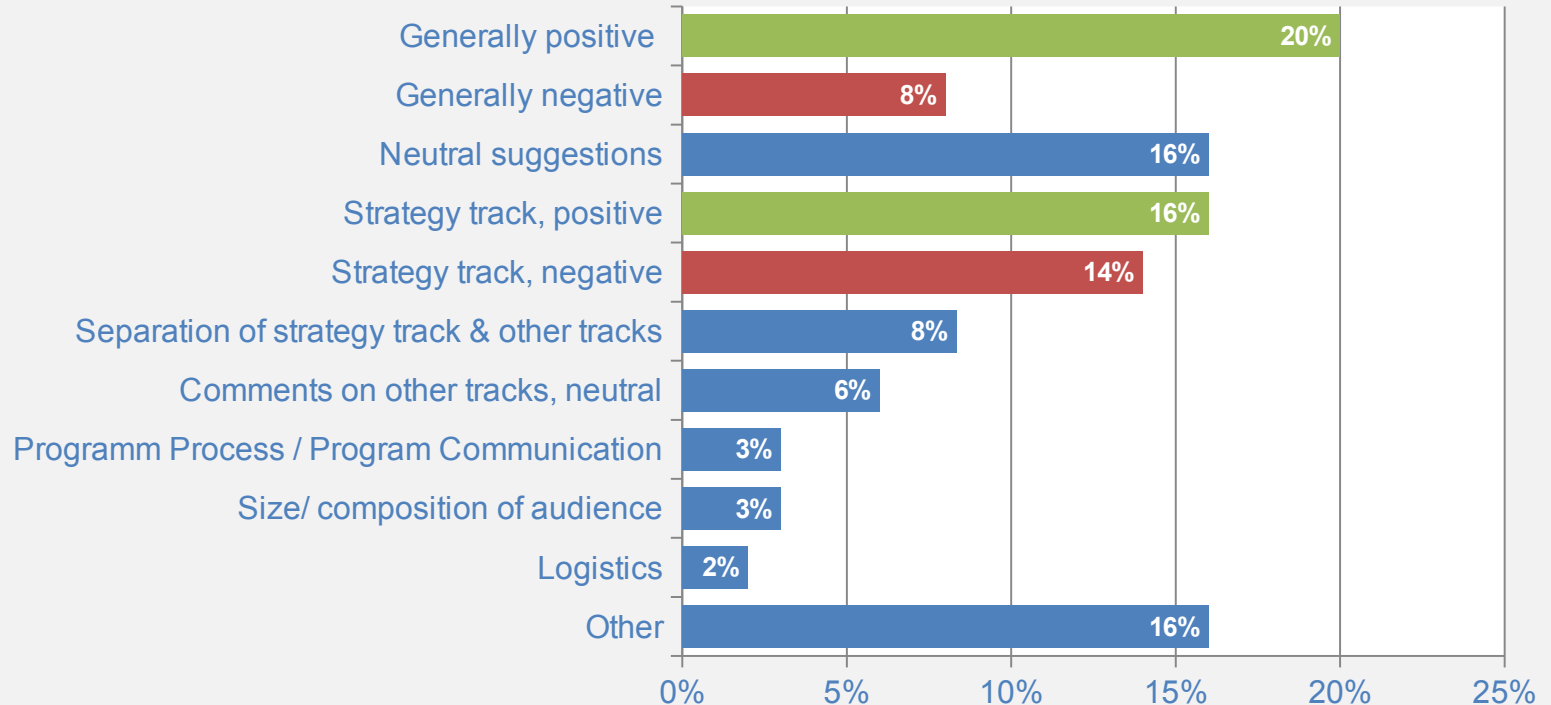
***Please note:** Due to the more heterogenous nature of the 2017 conference (three rather exclusive tracks), 2017 figures are less comparable to the figures from previous years.



Content/ Program

Q13: Further remarks on content and program of the conference. [open question, n=86, multiple answers]

Remarks



Remarks on content and program have been generally very diverse. Positive comments dominate. The strategy track itself and the separation of strategy track and the other tracks tend to polarize.

Summary 3 – Content and Program

Content / Program:

- The majority of the respondents judged the conference as an opportunity **to exchange ideas with others on movement issues** (99% ‘agree’ or ‘strongly agree’), as **providing useful information** to them and their organization (97%), and as making clear the **significance of sharing and collaboration** in the Wikimedia movement (95%).
- In line with the conference’s focus on movement strategy, 92% of the respondents agreed that the conference contributed to a **shared understanding of the future of our movement**. Given this, aspects like **gaining applicable knowledge or improving capacities** (90%) were slightly less prominent than in 2016. Most other aspects remain at the level of the 2016 ratings.
- **Satisfaction ratings** for the different program facets are **less comparable** to figures from previous years due to the more heterogeneous character of the program (strategy track vs. capacity building and partnerships tracks). Satisfaction was particularly high for the **conference facilitation** (93% ‘very satisfied’ or ‘satisfied’), the **composition of the audience** (92%), the **overall flow of the conference** (93%), the **quality of contributions** (92%) and the **overall scope of topics** (93%).
- The aspect of a **call to action / definition of next steps** was further improved compared to previous years (2017: 80%, 2016: 71%, 2015: 62%), but still 20% of the respondents are less satisfied with this aspect.
- Further remarks on program and content in general have been very diverse, though predominately positive. The strategy track itself and the separation of it from the other tracks tend to polarize.

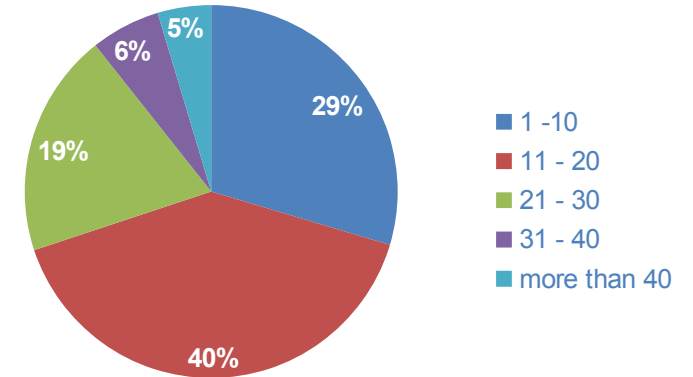
Networking



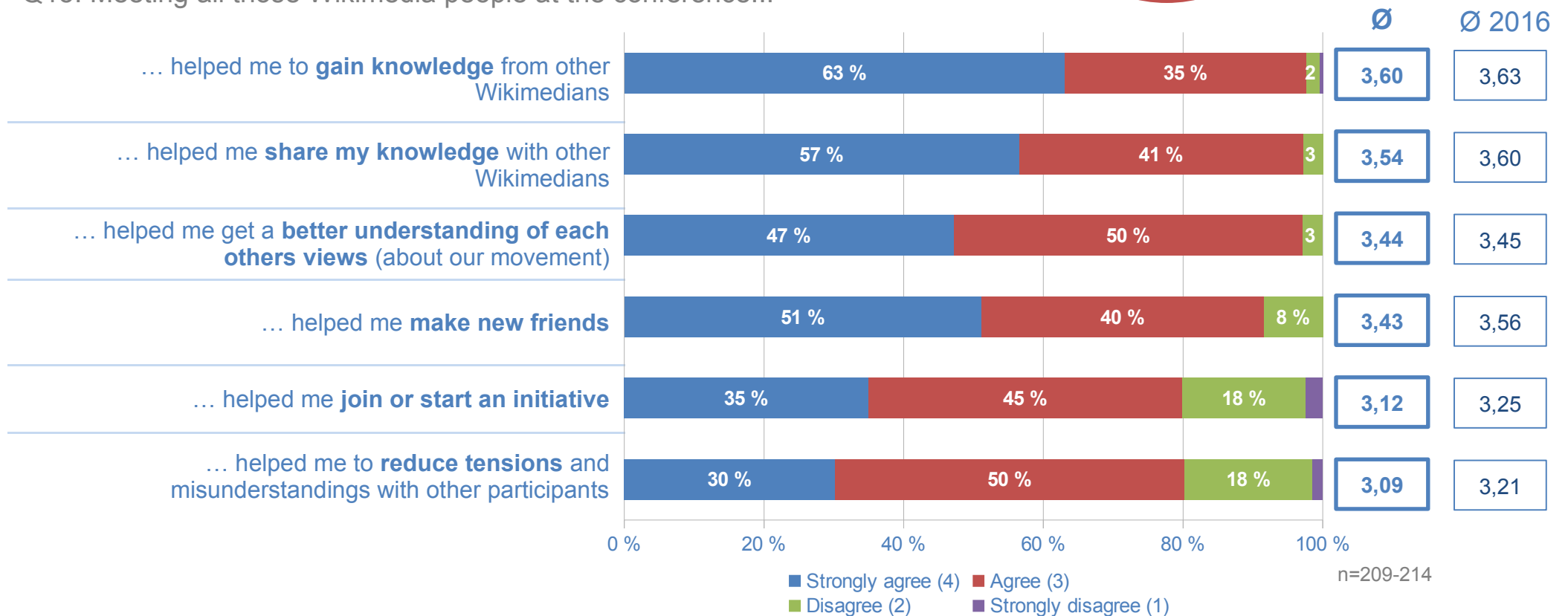
Jason Krüger for Wikimedia Deutschland e.V., [via Wikimedia Commons](#), CC BY-SA 4.0

Networking

Q14: How many **new working contacts** (in terms of people with whom you expect to have online or offline collaboration on movement issues or activities in the future) did you make at the conference? (n=228)



Q15: Meeting all those Wikimedia people at the conference...

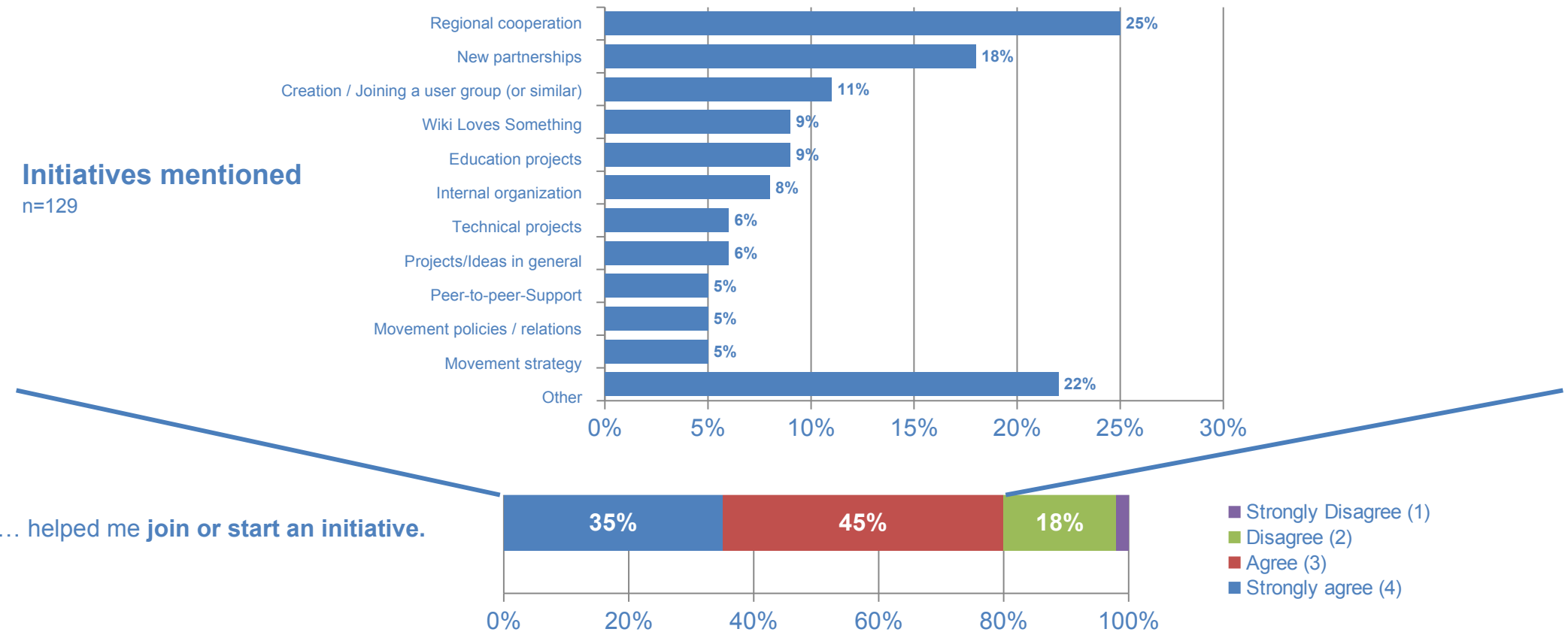


Networking – Facilitating Initiatives

Q15: Meeting all those Wikimedia people at the conference...

Q15.1 [if Q15 item “helped me join or start an initiative” was rated “strongly agree/ agree”, multiple answers]:

Can you provide a short example of an initiative you joined or started at the conference?



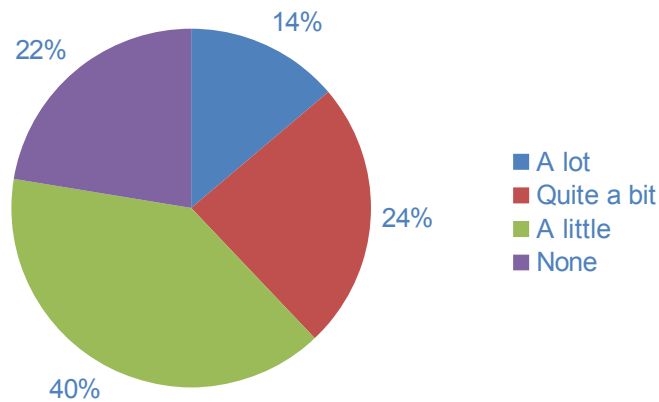
▶ **Most of the new initiatives inspired at the conference focus on regional cooperation, new partnerships, building user groups and contests/competitions.**

Buddy Project

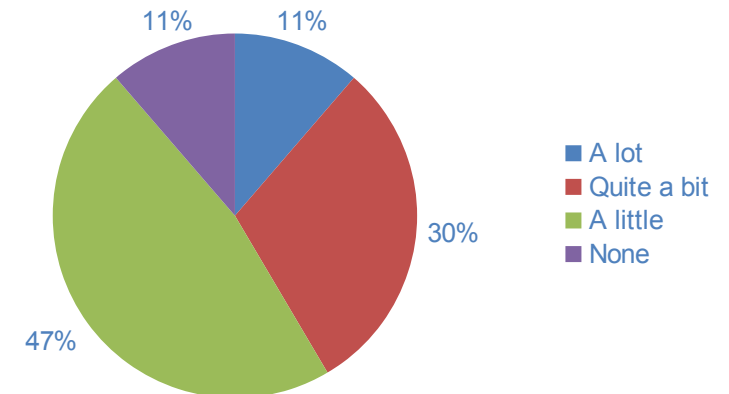
Q16.1: To what extent did the “Buddy project” help you to take full advantage of the conference and to have a good experience? [only newcomers participating in the Buddy Project, n=58]

Q16.2 From your perspective, to what extent did the “Buddy project” help newcomers to take full advantage of the conference and to have a good experience? [only more experienced ones participating in the Buddy Project, n=53]

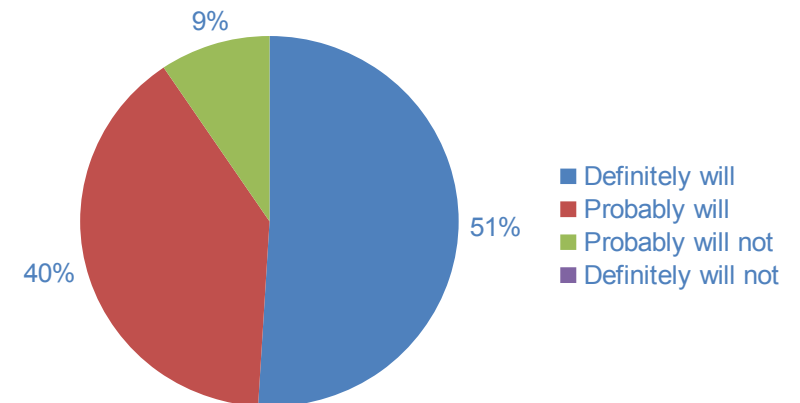
Newcomers



More experienced



Q16.3 How likely would you take part in such a buddy project at Wikimedia conferences in the future? [only more experienced ones participating in the Buddy Project, n=53]



Summary 4 - Networking

Networking:

- Getting in contact with other Wikimedians and affiliates is one major benefit of the Wikimedia conference. In terms of networking, 29% of the respondents reported making up to ten **new working contacts** and 40% reported 11-20 new working contacts. 30% of the participants made even more than twenty new working contacts.
- Meeting all the Wikimedia people at the conference mainly helped to **gain knowledge** (98%, 'strongly agree' or 'agree'), **share knowledge** (98%) and to achieve a **better understanding of each others views about our movement** (97%). **Making new friends** was a bit less prevalent than in previous years (2017: 91%, 2016: 97%) - presumably due to the much larger number of participants at this year's conference. At least 80% of the respondents felt supported to **join or start an initiative** (2016: 85%).
- Overall, the 2017 ratings in terms of networking showed no significant differences to the 2016 conference survey results.
- Regarding the **'Buddy project'** (bringing together newcomers and more experienced conference participants) there is a slightly mixed picture: 89% of the more experienced participants perceive the project as being helpful for newcomers. Among the newcomers, only 78% perceive it as being helpful for themselves. But, the broad majority of participants are willing to participate in such a buddy project at Wikimedia conferences again (51% 'definitely will', 40% 'probably will').

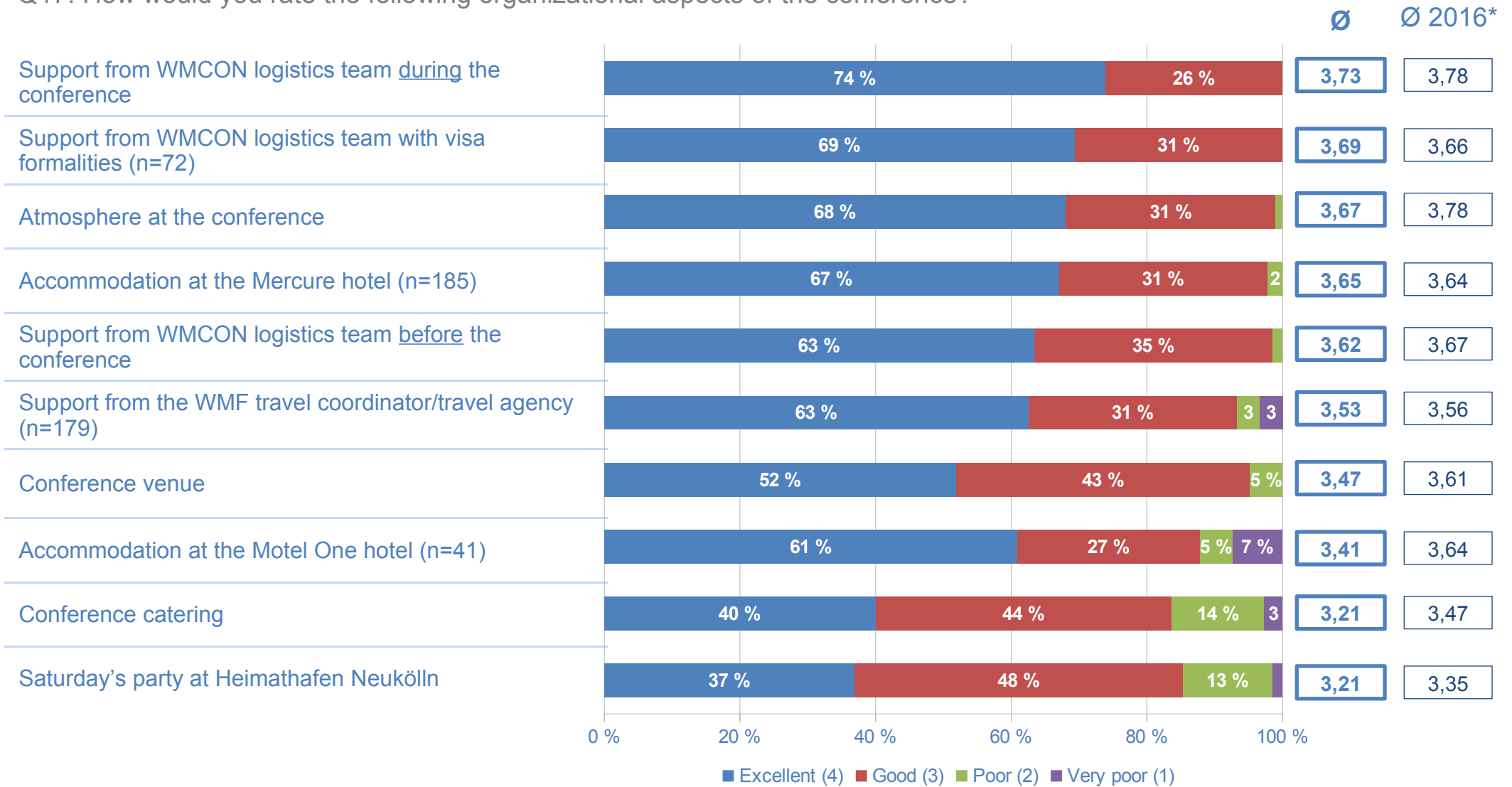
Organizational Aspects



Jason Krüger for Wikimedia Deutschland e.V., [via Wikimedia Commons](#), CC BY-SA 4.0

Organizational Aspects

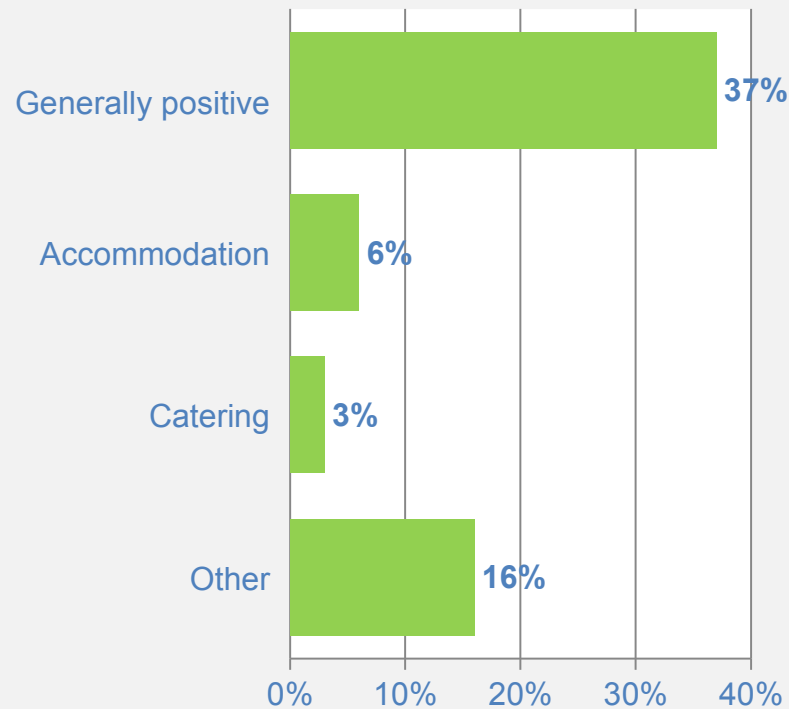
Q17: How would you rate the following organizational aspects of the conference?



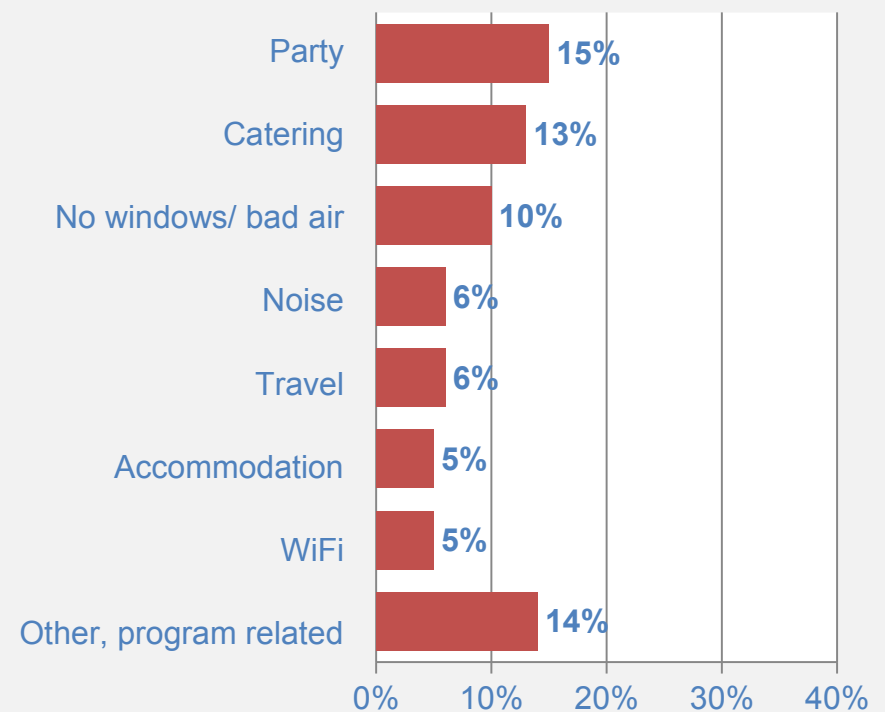
Organizational Aspects

Q18: Further remarks on the organizational aspects. [open question, multiple answers, n=87]

Positive Comments



Critical Comments



Predominately positive comments. Some critical remarks regarding the Saturday party and its catering, the conference food in general and the air ventilation. Rather rarely: critical comments about acoustics, the accommodation or the WiFi.



Summary 5 – Organizational Aspects

Organizational aspects:

- As in 2016, the organizational aspects of the 2017 conference received very good ratings: especially the **support by the WMCON logistics team during** (100% ‘excellent’ or ‘good’) and **before the conference** (98%) or their help with **visa formalities** (100%) were highlighted. Also perceived very positively: the **overall atmosphere** at the conference (99% ‘excellent’ or ‘good’).
- Overall, no major (or significant) differences occurred between the 2016 and the 2017 evaluation of the organizational aspects. The conference catering (84%) seems to be perceived a bit more critically than in 2016. Also, evaluation of the two accommodation possibilities differs slightly.
- In the open comments, positive remarks clearly dominated. Some critical remarks referred to the setting or the food at the Saturday party, the lacking air ventilation in the conference venue and the sometimes noisy room settings.

Overall Evaluation & Outlook



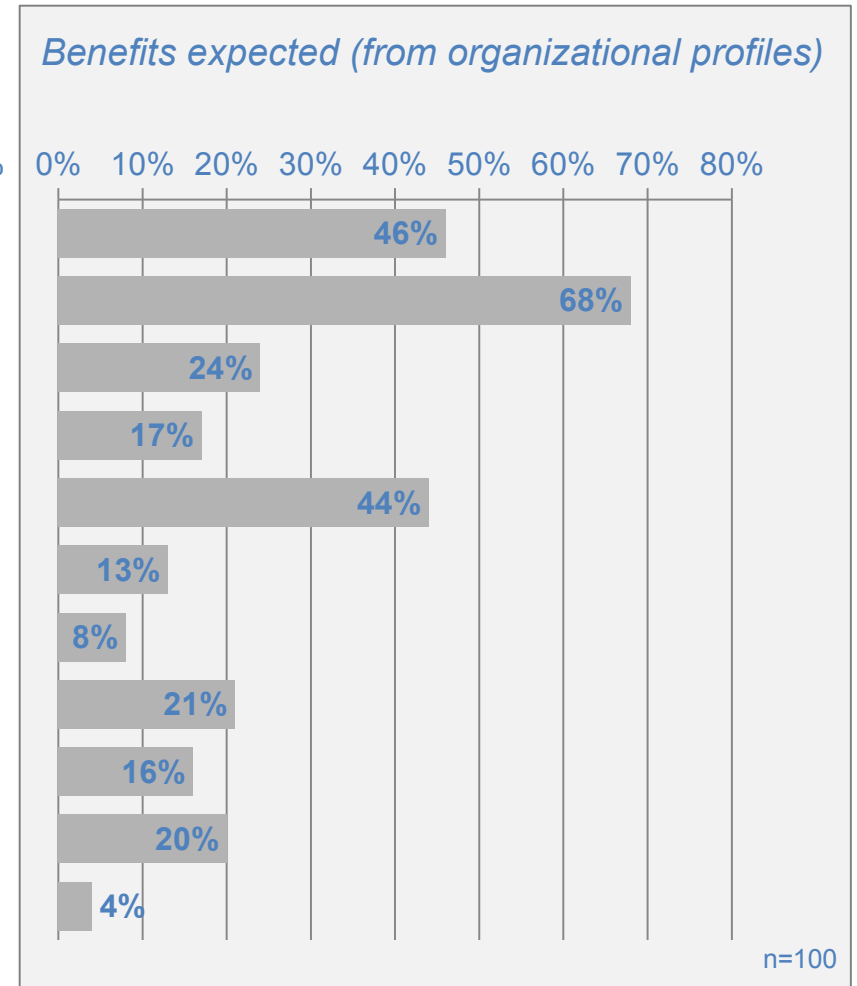
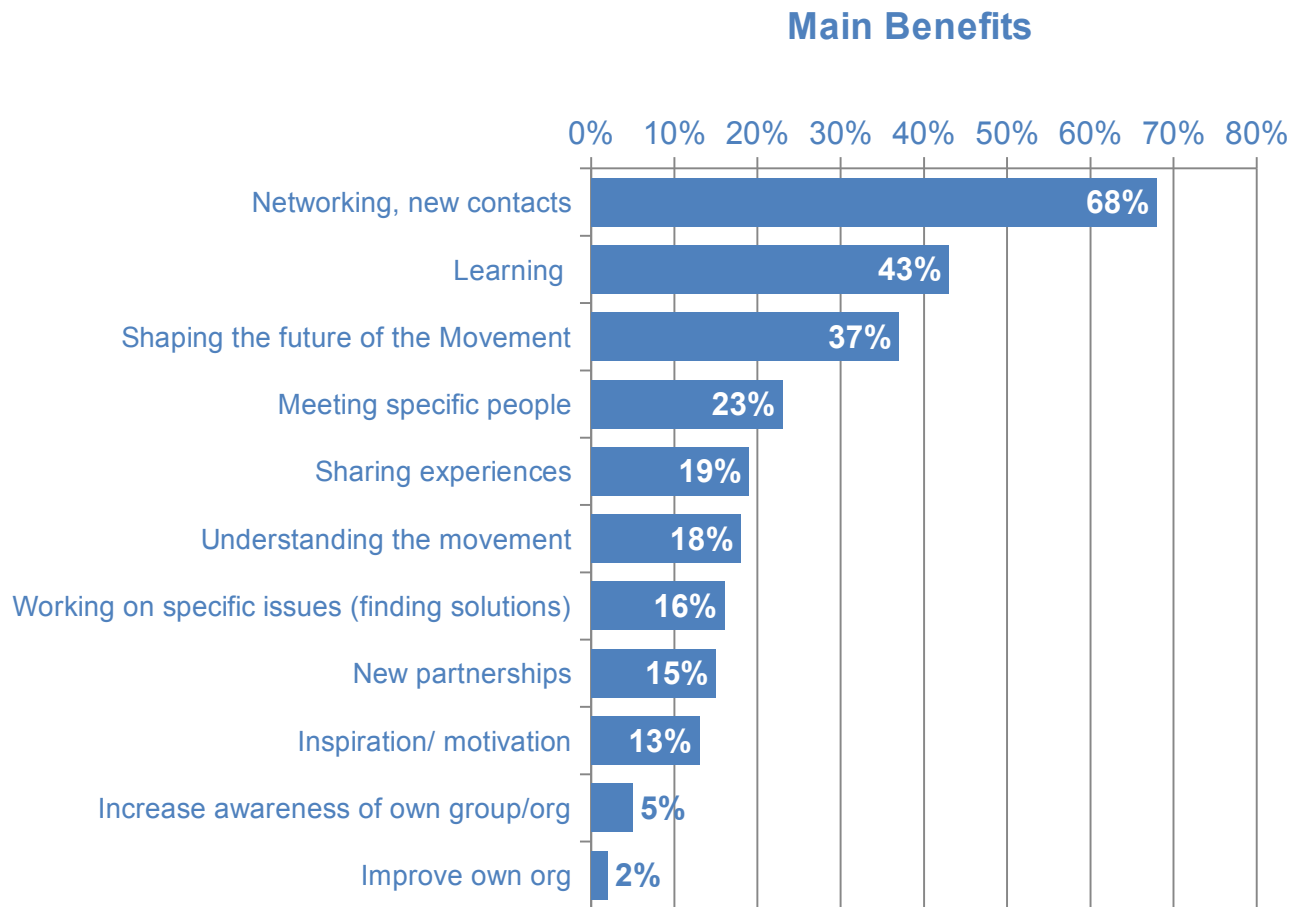
Jason Krüger for Wikimedia Deutschland e.V., [via Wikimedia Commons, CC BY-SA 4.0](#)

Main Benefits of the Conference

Q10: From your perspective: What were the three main benefits of attending the conference?

[open question, multiple answers, n=201]

Compared to answers of affiliate organizations before the conference [taken from organizational profile questionnaires filled out by organizations/groups/teams before the conference, n=100]

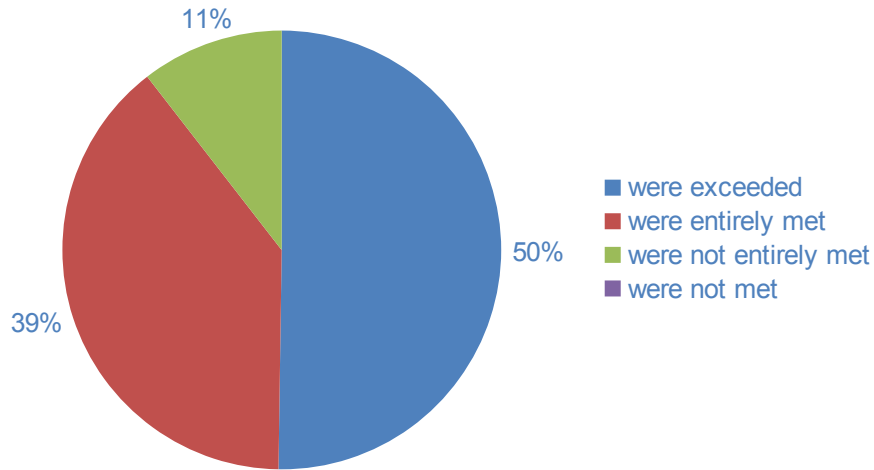


Overall Evaluation

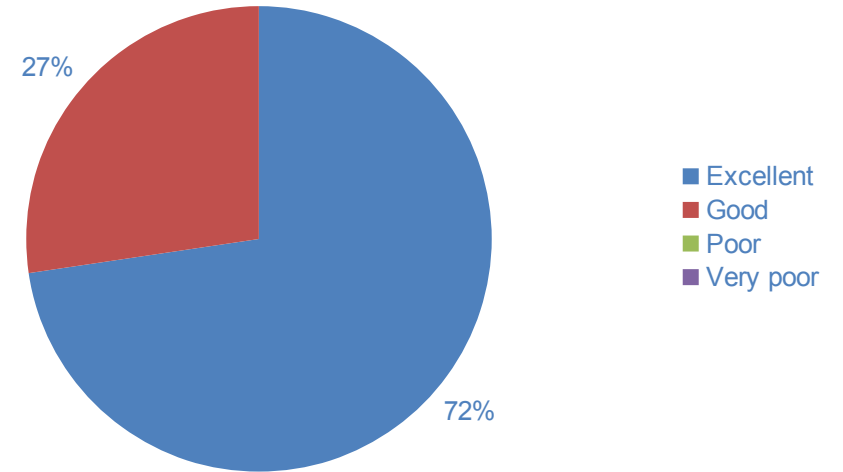
Q11 My expectations towards the conference were... (n=219)

Q19: What is your overall rating of the conference? (n=213)

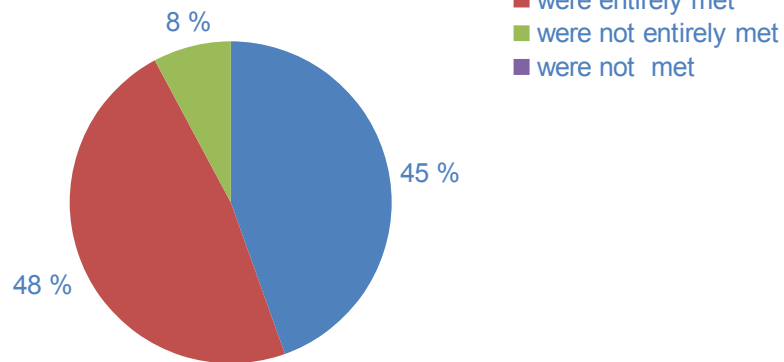
Expectations



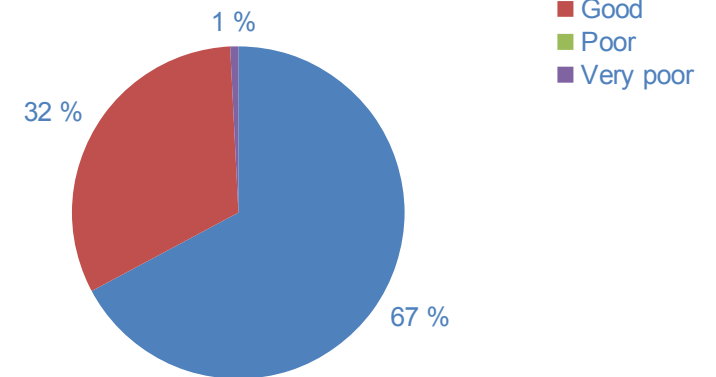
Overall Rating



Expectations (WMCON16)



Overall Rating (WMCON16)



Outlook – Wishes for the next WMCON

Example comments

“It was the best conference I ever went to. It was productive, interesting and with a fun rhythm. Keep it up, that’s all I can suggest. Thank you very much for all your work.”

“Continue the move toward a working conference designed to build on the strengths of the movement.”

“To see more participants from Asia and Africa“

“Since 1/3 participants do not speak English, it would be good to translate the work of plenary and sectional sessions synchronously into other languages. This is not a problem, because In the language sections there are good synchro-interpreters.”

“Future conferences should continue the trend of bringing in various people not from affiliates but who otherwise have something to contribute. Their presence enriches the conversation.”

“Go back to a 200 people model!”

Summary 6 – Overall Evaluation

Overall Evaluation:

- Learning from the organizational profiles the affiliates and teams filled out prior to the conference: participating organizations mainly expected **connecting & networking, sharing of experiences** and **learning** as main conference benefits.
- Networking and learning were also stated as **main benefits after the conference** (Networking, new contacts: 68% / learning: 43%).
- On the one hand, **sharing of experiences** was less prominent at the conference than expected before (prior: 44% / post: 19%). On the other hand, **shaping the future of our movement** was mentioned more frequently as expected (prior: 24% / post: 37%), as well as **understanding the movement** a bit better (prior: 13% / post: 18%) and **working on specific issues** (prior: 8% / post:16%).
- Generally, **expectations were more frequently exceeded** as in 2016: 50% of the respondents stated that their expectations regarding the conference were even exceeded (2016: 45%). 39% perceived their expectations as entirely met (2016: 48%). 11% stated that their expectations were not entirely met (2016: 8%).
- **Finally**, the conference received an **even better overall rating as in 2016** (and 2015): 72% ‘excellent’, 27% ‘good’ (2016: 67% ‘excellent’, 32% ‘good’).

WMCON Team at WMDE

Cornelius Kibelka
*Program and
Engagement
Coordinator for the
WMCON*

Nicole Ebber
*International
Relations Adviser*

Chiara Weiß
Event Support



Wenke Storn
Event Manager

Daniela Gentner
*Event and Logistics
Coordinator for the
WMCON*

David Saroyan
*Visiting Wikimedian
for the WMCON*



Special thanks to:
Christof Pins
Program Evaluation